

2013-14 WINNIPEG JETS

MEDIA GUIDE



**FUELED
BY
PASSION**



WINNIPEG JETS 2013-2014

SEASON SCHEDULE

OCTOBER 2013						
SUN	MON	TUE	WED	THU	FRI	SAT
		1 9:00pm ● EDM	2	3	4 7:00pm ● LA	5
6 7:00pm ● ANA	7	8	9	10 7:00pm ● MIN	11 7:00pm ● DAL	12
13 7:00pm ● NJ	14	15 7:00pm ● MTL	16	17	18 7:00pm ● STL	19
20 7:00pm ● NSH	21	22 7:00pm ● WSH	23	24 7:00pm ● NSH	25	26 6:00pm ● DAL
27 7:00pm ● COL	28	29 7:00pm ● STL	30	31		

NOVEMBER 2013						
SUN	MON	TUE	WED	THU	FRI	SAT
					1	2 2:00pm ● CHI
3	4 7:00pm ● DET	5	6 7:00pm ● CHI	7	8 7:00pm ● NSH	9
10 7:00pm ● SJ	11	12 6:30pm ● DET	13	14	15 7:00pm ● PHI	16
17 7:00pm ● MIN	18 7:00pm ● CGY	19	20	21 7:00pm ● CHI	22	23 2:00pm ● MIN
24	25 6:00pm ● NJ	26	27 6:00pm ● NYI	28	29 10:30am ● PHI	30

DECEMBER 2013						
SUN	MON	TUE	WED	THU	FRI	SAT
1	2 6:00pm ● NYR	3	4	5 6:30pm ● FLA	6	7 6:00pm ● TB
8	9	10 7:00pm ● STL	11	12 7:00pm ● COL	13	14 2:00pm ● DAL
15	16 6:00pm ● CBJ	17 6:00pm ● BUF	18	19	20 7:00pm ● FLA	21
22 7:00pm ● VAN	23 8:30pm ● EDM	24	25	26	27 7:00pm ● MIN	28
29 7:00pm ● COL	30	31 6:00pm ● BUF				

JANUARY 2014						
SUN	MON	TUE	WED	THU	FRI	SAT
			1	2 6:30pm ● OTT	3	4 12:00pm ● BOS
5 12:00pm ● PIT	6	7 7:00pm ● TB	8	9	10	11 6:00pm ● CBJ
12	13 7:00pm ● PHX	14	15	16 8:00pm ● CGY	17	18 1:00pm ● EDM
19	20	21 9:00pm ● ANA	22	23 9:30pm ● SJ	24	25 6:00pm ● TOR
26 6:00pm ● CHI	27	28 7:00pm ● NSH	29	30	31 7:30pm ● VAN	

FEBRUARY 2014						
SUN	MON	TUE	WED	THU	FRI	SAT
						1
2 12:00pm ● MTL	3	4 6:00pm ● CAR	5	6 6:00pm ● WSH	7	8 1:00pm ● STL
9	10	11	12	13	14	15
16	17	18	19	20	21	22
23	24	25	26	27 7:00pm ● PHX	28	

MARCH 2014						
SUN	MON	TUE	WED	THU	FRI	SAT
						1 2:00pm ● NSH
2	3	4 7:00pm ● NYI	5	6 6:00pm ● LA	7	8 2:00pm ● OTT
9	10 8:00pm ● COL	11	12 7:30pm ● VAN	13	14 7:00pm ● NYR	15
16 7:00pm ● DAL	17 7:00pm ● STL	18	19 7:00pm ● COL	20	21	22 6:00pm ● CAR
23	24 7:30pm ● DAL	25	26	27 9:30pm ● SJ	28	29 9:00pm ● LA
30	31 9:00pm ● ANA					

APRIL 2014						
SUN	MON	TUE	WED	THU	FRI	SAT
		1 9:00pm ● PHX	2	3 7:00pm ● PIT	4	5 6:00pm ● TOR
6	7 7:00pm ● MIN	8	9	10 7:00pm ● BOS	11 8:00pm ● CGY	12
13	14	15	16	17	18	19
20	21	22	23	24	25	26
27	28	29	30			

TV BROADCAST: CBC ● TSN ● TSN JETS ● HOME ● AWAY
ALL GAME TIMES CENTRAL

MANAGEMENT & STAFF

True North Executive.....	2-4
Hockey Operations.....	5-7
Coaching Staff.....	8-11
Hockey Operations.....	12
Scouting Staff.....	13-14
Training & Medical Staff.....	15-16
Broadcasters & Communications Staff.....	17-18
TNSE Staff.....	19-27
St. John's IceCaps.....	28-29

THE PLAYERS

Players.....	32-77
In The System.....	78-88

2012-13 SEASON-IN-REVIEW

2012-13 Final NHL Standings.....	90
2012-13 NHL Leaders.....	91
2012-13 Final Individual Statistics.....	93
2012-13 Team Game-by-Game Summary.....	94
2012-13 Home & Road Game-by-Game.....	95
2012-13 Home & Road Statistics.....	96
2012-13 Special Teams Scoring.....	97
2012-13 Miscellaneous Statistics.....	98
2012-13 Team Leaders/Hat Tricks & Penalty Shots.....	99
2012-13 Overtime & Shootout Summary.....	100
2012-13 Player Game-by-Game.....	101-115
2012-13 Attendance Summary.....	117
2012-13 Goals & Shots by Period.....	118
2012-13 Game-by-Game Special Teams.....	119

2012-13 OPPONENTS

Boston Bruins.....	112
Buffalo Sabres.....	113
Carolina Hurricanes.....	114
Florida Panthers.....	115
Montreal Canadiens.....	116
New Jersey Devils.....	117
New York Islanders.....	118
New York Rangers.....	119
Ottawa Senators.....	120
Philadelphia Flyers.....	121
Pittsburgh Penguins.....	122
Tampa Bay Lightning.....	123
Toronto Maple Leafs.....	124
Washington Capitals.....	125
Team Directory, Pacific Division.....	126-129

NHL & MISCELLANEOUS

NHL Directory/Critical Dates.....	132
NHL Divisional Alignment.....	134
How to Figure.....	136
NHL On-Ice Officials.....	137
NHL Awards.....	138-141
Winnipeg Jets True North Foundation.....	142
True North Hockey Academy.....	143
In the Community.....	144
MTS Centre.....	145-146
MTS Iceplex.....	147

WINNIPEG JETS TEAM HISTORY

All-Time Record by Opponent.....	150
Top 50 All-Time Scorers.....	151
All-Time Leaders by Category.....	152-154
Single-Season Leaders by Category.....	155
All-Time Hat Tricks.....	156
All-Time Shutouts.....	157-158
All-Time Penalty Shots.....	159
All-Time Overtime Summary.....	161
All-Time Shootout Summary.....	163
Season-by-Season Records.....	165
Season-by-Season Special Teams.....	166
Season-by-Season Team Streaks.....	167
All-Time Half-Season Comparisons.....	168
Season-by-Season Leaders.....	169-173
1999-00 Season Summary.....	174
2000-01 Season Summary.....	175
2001-02 Season Summary.....	176
2002-03 Season Summary.....	177
2003-04 Season Summary.....	178
2005-06 Season Summary.....	179
2006-07 Season Summary.....	180
2007-08 Season Summary.....	181
2008-09 Season Summary.....	182
2009-10 Season Summary.....	183
2010-11 Season Summary.....	184
2011-12 Season Summary.....	185
2012-13 Season Summary.....	186
All-Time Single-Season Team Records.....	187
All-Time Single-Game Team Records.....	188
All-Time Team Rallies & Streaks.....	191
All-Time Single-Game Player Records.....	193
All-Time Single-Season Player Records.....	195
Franchise Firsts.....	197
Jets Firsts.....	198
The Last Time.....	199
All-Time Draft History.....	200
All-Time Transactions.....	202
All-Time Awards & Honors.....	210
All-Time Numerical Roster.....	211
Franchise Timeline.....	213
All-Time Playoff History.....	215
All-Time Player Register.....	221

2013-14 WINNIPEG JETS MEDIA GUIDE

Executive Editor: Scott Brown
Editors, Content & Layout: Christina Caligiuri, Kalen Qually
Design: Josh Dudych
Photography: Lance Thomson, Jonathan Kozub,
Travis Golby, Getty Images
Jets Team Photographer: Lance Thomson



MARK CHIPMAN EXECUTIVE CHAIRMAN & GOVERNOR

Mark Chipman is the Executive Chairman of the Board of True North Sports & Entertainment Limited which operates the MTS Centre, the Winnipeg Jets and MTS Iceplex. As well, he serves as Governor of the Winnipeg Jets on the National Hockey League's Board of Governors and is also the chair of the Winnipeg Jets True North Foundation.

In the spring of 2011, Chipman, along with business partner David Thomson, purchased the Atlanta Thrashers and relocated the team to Winnipeg, Manitoba. The team was re-named the Winnipeg Jets by Chipman at the 2011 NHL Draft.

In July 2012, Chipman received the Order of Manitoba, which was established to recognize Manitobans who have benefited the social, cultural and economic well-being of the province.

After his active involvement in the community's unsuccessful attempt to retain its first NHL franchise, Chipman entered the business of professional hockey in 1996 through the acquisition and relocation of the Minnesota Moose to Winnipeg. Chipman was named President and Alternate Governor of the Manitoba Moose prior to the International Hockey League's (IHL) 1996-97 season.

At the end of the 2000-01 season, Chipman represented several former IHL members through negotiations that ultimately led to the acceptance of six IHL teams into the American Hockey League (AHL). He was a member of the AHL's Executive Committee for 10 years including a term as the Chairman of the league's Strategic Planning Committee.

At the conclusion of the 2004-05 season, Chipman was honored with the AHL's James C. Hendy award as the league's top executive for his role in leading a private sector group which oversaw the successful completion and opening of MTS Centre in November of 2004. Following the 2010-11 season, Chipman received the Thomas Ebright award from the AHL for his career contributions to the league.

Throughout his IHL/AHL career, Chipman established a strong working relationship with the NHL and quietly began the process of studying the possible return of NHL hockey to Winnipeg in 2007.

Born and raised in Winnipeg, Chipman attended the University of North Dakota where he lettered in varsity football while earning an Honors B.A. in Economics and a Juris Doctorate Degree in Law.

In addition to his business and hockey interests, Chipman is actively involved in a number of Winnipeg community efforts. Mark and his wife Patti have both played major roles with the Winnipeg Jets True North Foundation, formerly The Manitoba Moose Yearling Foundation, since its inception in 1996.



JIM LUDLOW PRESIDENT & CHIEF EXECUTIVE OFFICER

Jim Ludlow has served as the President & Chief Executive Officer of True North Sports & Entertainment Limited since the inception of the company in 2000. In that capacity, Ludlow has and continues to provide strategic, management, transactional and financial direction to True North and its various operating subsidiaries including, MTS Centre, the Winnipeg Jets and their affiliates and MTS Iceplex.

Prior to coming to True North, Ludlow was a partner with a senior Western Canadian law-firm, practicing in the areas of corporate finance, mergers, and acquisitions, and - previous to that - the Vice-President of Corporate Development and General Counsel to a leading Canadian venture-capital firm

based in Calgary. Born and raised in Winnipeg, Ludlow attended the University of Manitoba, earning a B.A. and Osgoode Hall Law School in Toronto, where he received his law degree.

Ludlow has four children - Cedric, Charlie, Fiona, and Amanda - and is actively involved in his children's school, music, skiing, and sailing interests. In the Winnipeg community, he serves as a member of the boards of the Royal Winnipeg Ballet, CentreVenture Development Corporation, Winnipeg's leading downtown development agency, where he is immediate past Chairman of the Board. He is also an Honorary Colonel with 1 CFFTS at 17 Wing Winnipeg and a past board member of Alpine Canada and the Winnipeg Art Gallery. In November 2011, Ludlow was the recipient of the national award for Business Achievement at the Western Canada General Counsel Awards in Vancouver.



JOHN OLFERT EXECUTIVE VICE PRESIDENT & CHIEF FINANCIAL OFFICER

John Olfert has been with True North Sports & Entertainment Limited since 2001, serving in a variety of capacities during the development and opening of MTS Centre (2004) and MTS Iceplex (2010), acquisition of the Winnipeg Jets NHL franchise (2011), and overseeing the financial and administrative operations of True North's properties and teams. In addition to a focus on finance and support services, Olfert also serves as a resource for other operational departments and organizational initiatives.

Olfert is a graduate of the University of Winnipeg and has a Certified General Accountant designation. He has been an active member on the Winnipeg Jets True North Foundation board (and its predecessor Manitoba Moose Yearling Foundation), and has served Winnipeg's charitable and sports community in a variety of board, coaching and volunteer capacities. John and his wife Brenda have four children; Bryn, Joel, Luke and Beth.



KEVIN DONNELLY
SENIOR VICE PRESIDENT, VENUES & ENTERTAINMENT

Kevin Donnelly is responsible for managing the MTS Centre as a facility and its event calendar. He transitioned to building and event management in 2001 after years of being a successful promoter, both independently and with House of Blues Concerts Canada. He has become an experienced resource in the entertainment industry, both in Winnipeg and across Canada. Under Donnelly's direction, MTS Centre was recently cited as one of the "Top 15" Busiest Arenas worldwide (standing was 12th), in the category of Arena's 10,000-15,000 seats, for the past decade.

Donnelly is a board member of the Winnipeg Art Gallery and the Board of the Performing Arts Consortium. He also participates on the Advisory Board of the Venue Coalition, representing over 50 arenas across North America.



NORVA RIDDELL
SENIOR VICE PRESIDENT, BUSINESS PARTNERSHIPS & ACCOUNT SERVICES

After 20 years of progressive sales and leadership with a major Canadian brewery, Norva Riddell joined True North Sports & Entertainment Limited as Vice President of Sales in the summer of 2004. Riddell served as Senior Vice President, Sales & Marketing for the last six years and is now in a newly expanded role as the Senior Vice President, Business Partnerships & Account Services. In that capacity, she is responsible for leading the organization through important periods of annual revenue growth with a particular emphasis on managing the expanding corporate business, sponsorship and revenue relationships for True North and the Winnipeg Jets on a local, regional and national level.

In 2008, Riddell was awarded the American Hockey League's Ken McKenzie Award, recognizing her significant accomplishments in marketing and sales for the Manitoba Moose among all AHL member clubs. In the community, she serves as a Board member of the Winnipeg Jets True North Foundation and the Children's Hospital Foundation of Manitoba.



ROBERT THORSTEN
VICE PRESIDENT, PEOPLE & PATRON SERVICES

Robert Thorsten has served in a variety of roles with True North since joining the team in 1996. Thorsten manages patron services strategies and issues, and is responsible for the weighty task of managing all aspects of True North's human resource program and team, providing service to 185 permanent staff and 750+ part time and event staff.

Thorsten, a lifetime Manitoban is a Certified Management Accountant (CMA), also serves on the CMA Manitoba board, the CPA Transition Steering Committee, the Winnipeg Jets True North Foundation Board and volunteers his time coaching amateur sports.

Robert and his wife Pamela live in River Heights with their three children Nastassja, Anika and Alyssa.



DORIAN MORPHY
VICE PRESIDENT, MARKETING, BRAND & RETAIL DEVELOPMENT

Dorian Morphy, a marketing graduate of the University of Manitoba's Asper School of Business, has been involved with True North Sports & Entertainment Limited since inception, joining the Manitoba Moose in 1996. In that time he has held a variety of leadership roles in the areas of ticket sales, marketing and ticket operations. In the summer of 2013, Morphy was named Vice President, Marketing, Brand & Retail Development. In his current role, he is responsible for leading the marketing and branding efforts of True North, the Winnipeg Jets and the MTS Centre, and overseeing the growth and development of the Jets Gear retail operation.

Morphy volunteers his spare time coaching amateur sports. He and his wife Kim have two children Kaitlyn and William.



KEVIN CHEVELDAYOFF
EXECUTIVE VICE PRESIDENT & GENERAL MANAGER

Kevin Cheveldayoff enters his third season as General Manager of the Winnipeg Jets after being named to the position on June 8, 2011.

Last season, the Jets earned a 24-21-3 record during the shortened season and a 0.531 winning percentage. In Cheveldayoff's two seasons with the team, the Jets have earned an overall record of 61-56-13 and a 0.521 winning percentage.

Prior to his time in Winnipeg, Cheveldayoff spent two seasons with the Chicago Blackhawks serving in the role of Assistant General Manager/Senior Director, Hockey Operations. During Cheveldayoff's tenure, the Blackhawks won the 2010 Stanley Cup championship.

Before joining the Blackhawks in 2009, the Blaine Lake, SK native spent the previous 12 seasons as the General Manager of the American Hockey League's Chicago Wolves, guiding the franchise to four league championships, which included the 2002 and 2008 AHL Calder Cup championships and 1998 and 2000 IHL Turner Cup championships. Overall, Cheveldayoff has been a part of seven league championships during his 15-year management career, which includes two Turner Cups in three seasons as the

Assistant Vice-President of Hockey Operations and Assistant Coach for the Denver and Utah Grizzlies (1995-96).

Cheveldayoff was the architect of 12 Wolves teams that compiled a 0.615 regular-season winning percentage (544-320-114) and 10 postseason berths from 1997 to 2009. Eight of those clubs reached the 100-point mark during the regular season while earning four division titles and six postseason conference championships.

Originally drafted by the New York Islanders with their first pick (16th overall) in the 1988 NHL Entry Draft, Cheveldayoff began his career in the AHL with the Capital District Islanders, serving as the alternate captain from 1991 to 1993. He held the same role with the Salt Lake Golden Eagles in 1993-94, earning the team's "Unsung Hero Award" after racking up a career-high 216 penalty minutes in 73 games. Known as a defensive defenceman during his playing days, a knee injury cut his professional career short after five seasons.

Cheveldayoff spent four seasons with the Brandon Wheat Kings of the WHL where he played in 214 games and collecting 81 points (12g, 69a) as well as 759 penalty minutes.

Kevin and his wife, Janet, have one son, Chase, and one daughter, Alexi.





CRAIG HEISINGER
SENIOR VICE PRESIDENT & DIRECTOR HOCKEY OPS/ASSISTANT GM

Craig Heisinger enters his third season with the Winnipeg Jets in his role as Senior Vice-President & Director, Hockey Operations/Assistant General Manager. In his role, Heisinger also serves as the General Manager of the St. John's IceCaps, the American Hockey League affiliate of the Winnipeg Jets.

Heisinger joined the Jets organization after working with the Manitoba Moose in different capacities throughout the team's 15-year existence in both the International Hockey League and American Hockey League. Most notably, he served as Manitoba's General Manager for the final nine seasons during which time the Moose accumulated a record of 381-254-35-50 (0.588 winning percentage) and reached the Calder Cup Playoffs in eight of those years, including a berth in the Calder Cup Final in 2009.

Heisinger began his tenure with the Manitoba Moose as the team's Equipment Manager in 1996. "Zinger" then transitioned to a managerial position when he became Assistant General Manager of the hockey club in 1999. Three years later, Heisinger was appointed General Manager of the Moose on July 15th, 2002, succeeding Randy Carlyle. Zinger retained that position until the end of the 2010-11

season. During that time, Heisinger was named the winner of the James C. Hendy Memorial Award as the outstanding executive in the American Hockey League following the team's most successful season in 2008-09. That season, the Moose finished first overall in the AHL and reached the Calder Cup Finals.

Heisinger received his start in hockey as the Equipment Manager of the Fort Garry Blues of the Manitoba Junior Hockey League during the 1978-79 season. He spent the next eight years in the Western Hockey League with the Winnipeg Warriors and Brandon Wheat Kings. In 1988, after his final year in Brandon, he represented Canada as the Trainer for the Gold Medal winning World Junior Team in Moscow. After the championships, Heisinger joined the Winnipeg Jets as Assistant Equipment Manager. In 1990, he became the Jets' Senior Equipment Manager and was with the team until their move to Phoenix in 1996. In 1997 he worked with the Gold Medal winning Canadian Team at the World Championships, and in 1998 he was selected as the Equipment Manager for the Canadian Olympic Team in Nagano, Japan.

Craig and his wife Vickie, have four sons, Jake, Mack, Tucker, and Zachery.



LARRY SIMMONS
ASSISTANT GENERAL MANAGER

Larry Simmons enters his third season with the Winnipeg Jets and second season in his current role as Assistant General Manager.

Simmons spent the 2011-12 season with the Winnipeg Jets as the Assistant to the General Manager, working closely with General Manager Kevin Cheveldayoff and Senior Vice-President & Director, Hockey Operations/Assistant General Manager Craig Heisinger in various capacities. He joined the Winnipeg Jets hockey franchise after spending 12 seasons with the team in Atlanta.

Simmons held the position of Vice-President/Assistant General Manager with the Atlanta Thrashers beginning in 2004, and continued in this capacity until the team's relocation to Winnipeg. Simmons, who joined the franchise before play began in 1999, held various roles within the Hockey Operations department prior to 2004. Those roles included player contract research and negotiations,

player transactions and personnel management, salary arbitrations, strategic planning, budgeting, scheduling, and the administration of the Collective Bargaining Agreement. Simmons also served as the direct liaison between the Thrashers and the organization's top development partners, and was instrumental in developing and managing the minor league affiliations with the 2002 and 2008 AHL Calder Cup championship-winning Chicago Wolves and the 2001 Turner Cup champion Orlando Solar Bears of the IHL.

Prior to joining the Thrashers organization, Simmons spent six years working for RDV Sports in Orlando, the parent company of the NBA's Orlando Magic and the Orlando Solar Bears, where he served as a key member of the start-up efforts of the Solar Bears franchise.

Simmons holds both a Bachelor of Science degree and a Master of Business Administration degree. He and his wife, Cheryl, have a daughter, Maci, and a son, Rylan.



CLAUDE NOEL HEAD COACH

Claude Noel is entering his third season as Head Coach of the Winnipeg Jets since being named to the position on June 24, 2011. Noel is the sixth Head Coach in Jets franchise history

Last season, the Jets earned a 24-21-3 record during the shortened season and a 0.531 winning percentage. In Noel's two seasons with the team, the Jets have earned an overall record of 61-56-13 and a 0.521 winning percentage.

Prior to his move to Winnipeg, the Kirkland Lake, ON native spent three seasons behind the bench with the Columbus Blue Jackets as an Assistant Coach before joining the Manitoba Moose in 2010. In his third year with the Blue Jackets, Noel spent most of the season as an Assistant Coach before taking over from Ken Hitchcock as interim Head Coach on February 3, 2010. The Blue Jackets finished the 2009-10 season with a record of 10-8-4-2 under the guidance of Noel. During his three years with the club, the Blue Jackets compiled a record of 107-102-15-22 in 246 games.

Before his time with the Blue Jackets, Noel spent four seasons as Head Coach of the American Hockey League's Milwaukee Admirals, affiliate of the Nashville Predators. During that time, he led the club to a 183-94-12-31 regular season record, three 100-point seasons and two West Division titles. During the 2003-04 season, the club compiled a 46-24-7-3 record and went 16-6 in the playoffs en route to capturing the organization's first-ever Calder Cup Championship. Noel was subsequently honoured with the Louis A.R. Pieri Memorial Award as AHL Coach of the Year.

Noel made his coaching debut in the ECHL with the Roanoke Valley Rebels in 1990-91 and served as the Head Coach and Director of Hockey Operations for the ECHL's Dayton Bombers from 1991-93. In 1993, he joined the Kalamazoo Wings (later the Michigan K-Wings), the International Hockey League affiliate of the Dallas Stars, as an Assistant Coach. He succeeded then coach, Ken Hitchcock, behind the bench during the 1995-96 season and served in that capacity through the 1997-98 campaign. From 1998-02, he was an Assistant Coach with the Milwaukee Admirals and in 2002-03 was named ECHL Coach of the Year with the Toledo Storm before returning to Milwaukee as Head Coach prior to the 2003-04 season.



CAREER COACHING RECORD

Year	Team	League	Position	REGULAR SEASON					PLAYOFFS		
				GP	W	L	O/T	PTS	GP	W	L
1984-85	Toledo	IHL	Player-Ass't								
1990-91	Roanoke Valley	ECHL	Head Coach	64	26	31	7	59			
1991-92	Dayton	ECHL	Head Coach	64	32	26	6	70	3	0	3
1992-93	Dayton	ECHL	Head Coach	64	35	23	6	76	3	0	3
1993-94	Kalamazoo	IHL	Ass't Coach								
1995-96	Michigan	IHL	Ass't Coach								
1996-97	Michigan	IHL	Head Coach	82	31	44	7	69	4	1	3
1997-98	Michigan	IHL	Head Coach	82	36	39	7	79	4	1	3
1998-99	Milwaukee	IHL	Ass't Coach								
2000-01	Milwaukee	IHL	Ass't Coach								
2001-02	Milwaukee	IHL	Ass't Coach								
2002-03	Toledo	ECHL	Head Coach	72	47	15	10	104	4	1	3
2003-04	Milwaukee	AHL	Head Coach	80	46	24	10	102	22	16	6
2004-05	Milwaukee	AHL	Head Coach	80	47	24	9	103	7	3	4
2005-06	Milwaukee	AHL	Head Coach	80	49	21	10	108	21	14	7
2006-07	Milwaukee	AHL	Head Coach	80	41	25	14	96	4	0	4
2007-08	Columbus	NHL	Ass't Coach								
2008-09	Columbus	NHL	Ass't Coach								
2009-10	Columbus	NHL	Ass't Coach								
	Columbus	NHL	Head Coach	24	10	8	6	26			
2010-11	Manitoba	AHL	Head Coach	80	43	30	7	93	14	7	7
2011-12	Winnipeg	NHL	Head Coach	82	37	35	10	84			
2012-13	Winnipeg	NHL	Head Coach	48	24	21	3	51			

Career IHL Head Coaching Record	164	67	83	14	148	8	2	6
Career ECHL Head Coaching Record	264	140	95	29	309	10	1	9
Career AHL Head Coaching Record	400	226	124	50	502	68	40	28
Career NHL/Jets Head Coaching Record	152	71	48	19	161	0	0	0



CHARLIE HUDDY ASSISTANT COACH

Charlie Huddy rejoins the Winnipeg Jets for his third season as Assistant Coach with the club.

Huddy has been an Assistant Coach in the NHL for the past 14 seasons with the New York Rangers, Edmonton Oilers, Dallas Stars and most currently, the Winnipeg Jets.

After an 18-year NHL career as a defenseman, Huddy is using his skill and experience to lead the Jets defense core.

The Oshawa, ON native's longest coaching tenure was with the Edmonton Oilers as an Assistant Coach from 2000-2009, during which time he helped the Oilers reach the Stanley Cup Finals in 2006. Huddy had an 18-year professional playing career where he won the Stanley Cup five times ('84, '85, '87, '88, '90), all with the Edmonton Oilers, and played in 1017 NHL games for the Oilers, Los Angeles Kings, Buffalo Sabres, and St. Louis Blues.

Huddy compiled 453 points (99G, 354A) and 785 penalty minutes in his NHL career and also played in 183 Stanley Cup Playoff games recording 85 points (19G, 66A) and 134 penalty minutes.



PERRY PEARN ASSISTANT COACH

Perry Pearn rejoins the Winnipeg Jets for his second season as Assistant Coach with the club.

Pearn has been an Assistant Coach in the National Hockey League for the past 18 seasons, holding positions with the Ottawa Senators, New York Rangers, Montreal Canadiens and Winnipeg Jets. Prior to his time with the Jets, Pearn spent three seasons with the Montreal Canadiens coaching alongside Jacques Martin. Prior to that, he spent five seasons as an Assistant Coach with the New York Rangers. He also worked as an assistant to Jacques Martin with the Ottawa Senators from 1996-2004. His NHL career got underway in 1995-96 as an assistant to Terry Simpson with the Winnipeg Jets, after serving in various capacities for almost two decades at the university level, in the Western Hockey League and with Hockey Canada.

He began his international coaching career in 1986 when he was named an Assistant Coach for Team Canada's Under-18 team, serving as an Assistant Coach for the Canadian National Junior Team that captured gold at the 1990 and 1991 World Junior Championships. In 1993 Pearn earned the position of Head Coach, leading Canada to another gold medal at the World Junior Championships.

From 1978 to 1993, Pearn served as the Head Coach of the Northern Alberta Institute of Technology (NAIT) of the Canadian College Athletic Association. Under his guidance, NAIT won six CCHA National Championships. Pearn was voted as CCHA Coach of the Year in 1983-84 and earned provincial Coach of the Year credits on five occasions. Before climbing to the NHL, Pearn held the head coaching position of the WHL's Medicine Hat Tigers during the 1993-94 season.



PASCAL VINCENT ASSISTANT COACH

Vincent enters his third season with the Winnipeg Jets in his role as Assistant Coach.

Prior to his time with the Jets, Vincent was a Head Coach in the QMJHL for 12 seasons with the Montreal Juniors and

Cape Breton Screaming Eagles. Vincent coached the Montreal Juniors to the second best record in the QMJHL at 46-12-10 in 2010-11.

Vincent has an all-time QMJHL head coaching record of 429-313-87 along with nine playoff series wins and was the recipient of the Ron Lapointe Trophy as the top coach in the QMJHL following the 2007-08 season. That year, the Screaming Eagles finished

with a record of 40-24-6 and reached the second round of the QMJHL playoffs.

Vincent has also been the General Manager of teams in Montreal and Cape Breton and earned the Maurice Filion Trophy in 2007 as the top General Manager following a season in which Cape Breton finished with a record of 46-22-2 and reached the third round of the playoffs backstopped by current Jets goaltender Ondrej Pavelec.

In Vincent's playing career, he played centre for four seasons in the QMJHL with the St. Jean Beavers, St. Jean Lynx, Laval Titan, and Verdun College-Francais. Vincent won the Molson Cup as the QMJHL champion with Verdun in 1991-92, and also played one season in the ECHL with the Knoxville Cherokees in 1992-93.



WADE FLAHERTY GOALTENDING COACH

Wade Flaherty enters his third season with the Winnipeg Jets in his role as Goaltending Coach.

Flaherty came to Winnipeg following three seasons with the Chicago Blackhawks as

Developmental Goaltending Coach where he worked with Antti Niemi and Corey Crawford. The Terrace, BC native ended his playing career in 2008 after 19 seasons of professional hockey between the pipes. During his pro career, Flaherty played in the IHL, ECHL, AHL, and NHL, including 120 games between

the San Jose Sharks, New York Islanders, Tampa Bay Lightning, Florida Panthers, and Nashville Predators. Flaherty played one season under Head Coach Claude Noel in 2003-04 when Noel and Flaherty won the Calder Cup with the Milwaukee Admirals. Flaherty earned playoff MVP honours.

Flaherty has a close connection to Winnipeg having spent three seasons with the Manitoba Moose in the AHL. In that time, Flaherty played in 112 games compiling a record of 62-36-9 and nine shutouts. The Moose reached the second round of the Calder Cup Playoffs in two of three seasons with Flaherty.



TONY BORGFORD VIDEO COACH

Tony Borgford returns for his third season as Video Coach for the Winnipeg Jets. Prior to his time in Winnipeg, Borgford spend 12 years in Atlanta working with the Thrashers in a similar capacity.

In his role, Borgford is responsible for video analysis of all pre-scout and game film, breaking down opponents systems and tendencies, including fore checks, power play and penalty killing. He also produces video for the coaching staff to be used in daily team meetings as well as for instruction for individual players.

During games, Borgford is in constant communication with the coaching staff and is responsible for providing video analysis in-game, as well as between periods.

A native of Regina, SK, Borgford played junior hockey for the North Battleford North Stars of the Saskatchewan Junior Hockey League and four years of NCAA hockey for Mercyhurst College in Erie, Pa., from 1995-99.



JIMMY ROY **COORDINATOR, PLAYER DEVELOPMENT**

Jimmy Roy enters his third season with the Winnipeg Jets in his role as Coordinator of Player Development. Roy's responsibilities include working with the Jets' prospects, both amateur and professional, as well as planning the annual Winnipeg Jets Development Camp.

Prior to joining the Jets, Roy spent five seasons playing for the Iserlohn Roosters of the Deutsche Eishockey Liga. Roy retired in April 2011 from a 14 year professional hockey playing career. He

began his professional playing career in 1997-1998 with the Manitoba Moose, and remained on the team until the end of the 2005-2006 season. In his nine seasons in Manitoba, Roy played in 603 regular season games, tallying 101 goals, 111 assists and 1434 penalty minutes. In the playoffs, the fan favorite compiled nine goals, seven assists and 148 penalty minutes in 59 games.

Before his professional career began, Roy played in 55 games with the Canadian National Team in 1996-97. In that time, he recorded 27 points (10G, 17A) along with 82 penalty minutes.

In 2002-2003 Roy won the AHL's Yanick Dupre Memorial Award in recognition for his involvement in the community.



MIKE KEANE **ASSISTANT, PLAYER DEVELOPMENT**

Mike Keane joins the Winnipeg Jets for his first season as Assistant of Player Development. He will be working closely with Jimmy Roy, who is the Coordinator of Player Development. Keane will focus mainly on amateur and professional teams, with a particular emphasis in the

evaluation and development of players with the St. John's IceCaps.

Keane played in 1161 career NHL games between Montreal, Colorado, NY Rangers, Dallas, St. Louis and Vancouver. In his 16 year NHL career, Keane recorded 470 career points (168G, 302A) and 881 penalty minutes. He won three Stanley Cup Championships with Montreal (1993), Colorado (1996) and Dallas (1999).

The Winnipeg, MB native finished his playing career with the Manitoba Moose, playing in his hometown from 2005 to 2010. In his time with the Moose, Keane played in 365 career games for 114 career points (36G, 78A) and 244 career penalty minutes.



CHRIS KREVIUZUK **COORDINATOR, TEAM SERVICES**

Chris Kreviazuk enters his third season with the Winnipeg Jets, and first in the role of Coordinator, Team Services.

In this capacity, Kreviazuk's main responsibilities include the coordination of logistics related to team travel and hospitality, as well as

managing the day-to-day itinerary of the Winnipeg Jets.

Prior to his current role, Kreviazuk spent two seasons working in the Communications and Marketing departments where his main scope of duties included writing for the Winnipeg Jets in-game fan program called 'In Flight' and providing statistical information for the hockey club and members of the media.

The native of Lockport, Manitoba graduated with a B.A. in Kinesiology from the University of Winnipeg in 2009.



KEN SHIPLEY
DIRECTOR, TEAM SECURITY



JOHN PHELAN
MENTAL SKILLS COACH



SANDRA SMITH
EXECUTIVE ASSISTANT,
HOCKEY OPERATIONS



SILVANA GOSGNACH
COORDINATOR,
TEAM TRAVEL



MARK DOBSON **DIRECTOR, PRO SCOUTING**

Mark Dobson enters his third season as Director of Professional Scouting for the Winnipeg Jets Hockey Club. In his role, Dobson oversees the club's professional scouting staff and their evaluation of talent in the NHL, AHL and Europe.

Dobson came to Winnipeg after working five years with the Atlanta Thrashers in the same capacity. Dobson joined the Thrashers scouting department on a part-time basis in 1998 and was promoted to a full-time pro scout in 1999. From 1995-97, Dobson served as a part-time scout for the Orlando Solar Bears, and assisted with the evaluation of players for the San Diego Gulls from 1990 to 1995. Dobson played collegiate hockey for St. Louis University and the United States International University, where he received a Master's Degree in business administration in 1983. After completing his undergraduate studies at USIU in 1982, Dobson served as an Assistant Coach at the school for three years. Dobson resides in Atlanta, Georgia.



MARCEL COMEAU **DIRECTOR, AMATEUR SCOUTING**

Marcel Comeau enters his third season with the Winnipeg Jets as Director of Amateur Scouting. In this role, Comeau oversees all scouting activities and the evaluation of all amateur talent for the Winnipeg Jets.

Prior to his time in Winnipeg, Comeau worked as a Head Scout in Atlanta since 2003. Comeau served as a part-time scout for the Thrashers for two years (1998-2000), and was promoted to a full-time scout on June 20, 2000. Prior to joining the Thrashers in 1998, he served as a scout for RHO Hockey, an independent scouting service for professional hockey teams. Comeau has more than 15 years' experience as a Head Coach for various teams in the AHL, IHL, CHL and WHL. He also coached the Canadian National teams to Gold Medals at the 1995 World Junior Championships and the 1994 Under-18 Competition. He was twice voted as the WHL Coach of the Year, and was also named CHL Coach of the Year for the 1992-93 season. He and his wife, Christie, reside in Federal Way, Washington.



MARK HILLIER **HEAD SCOUT**

Mark Hillier enters his third season as Head Scout for the Winnipeg Jets Hockey Club. In his role, he is responsible for assisting the Director of Amateur Scouting in overseeing all amateur scouting activities and for the evaluation of all amateur talent on a worldwide basis.

Prior to joining the Jets, Hillier worked in the Atlanta Thrashers organization as an Amateur Scout. He was responsible for the evaluation of talent in the Ontario region and also performed crossover scouting in other regions. Hillier spent 13 years with the Toronto Maple Leafs organization from 1990-2002, his last position with the Maple Leafs was Director of Amateur Scouting from 1999-2002. Hillier also worked as Director of Hockey Administration for Toronto's top farm team, the St. John's Maple Leafs, from 1993-95. Hillier earned a Sports Administration Diploma from Durham College of Applied Arts and Technology in Oshawa, Ontario, in 1990. He and his wife, Kelly, have two sons, Cole and Jamie, and reside in St. John's, Newfoundland.



EVGENY BOGDANOVICH **HEAD EUROPEAN SCOUT**

Evgeny Bogdanovich enters his third season as Head European Scout with the Winnipeg Jets Hockey Club. In this capacity, Bogdanovich is responsible for evaluation of talent in Europe, Russia and coverage of major European tournaments.

Bogdanovich came to the Jets from the Atlanta Thrashers organization. He joined the Thrashers as a part-time area scout prior to their inaugural season in 1999-00 and given full-time status on August 1, 2005.

The native of St. Petersburg, Russia, who speaks English and Russian, graduated from St. Petersburg State University. Following graduation, he worked with a local St. Petersburg newspaper's sports department. He resides in St. Petersburg, Russia with his wife Olga.

SCOUTING STAFF



JACK BIRCH
PRO SCOUT



RYAN BOWNESS
PRO SCOUT



JOHN PERPICH
PRO SCOUT



PETER RATCHUK
PRO SCOUT



CARTER SEARS
PRO SCOUT



BRUCE SOUTHERN
PRO SCOUT



PAT CARMICHAEL
AMATEUR SCOUT



ED FRIESEN
AMATEUR SCOUT



MAX GIESE
AMATEUR SCOUT



VLADIMIR HAVLJ
AMATEUR SCOUT



FREDRIK JAX
AMATEUR SCOUT



YANICK LEMAY
AMATEUR SCOUT



TAVIS MACMILLAN
AMATEUR SCOUT



BOB OWEN
AMATEUR SCOUT



BRIAN RENFREW
AMATEUR SCOUT



SCOTT ROBSON
AMATEUR SCOUT



SCOTT SCOVILLE
AMATEUR SCOUT



CHRIS SNELL
AMATEUR SCOUT



BARRETT LEGANCHUK
COORDINATOR, SCOUTING
& HOCKEY VIDEO



JASON McMASTER
HEAD EQUIPMENT MANAGER

Jason McMaster enters his third season as Head Equipment Manager for the Winnipeg Jets Hockey Club. Prior to joining the Jets, McMaster spent one season as an Assistant Equipment Manager with the LA Kings. Before his time in the National Hockey League, McMaster completed three seasons as Equipment Manager for the Manitoba Moose. He came to the Moose from the Memorial Cup champion Vancouver Giants of the Western Hockey League. A native of Plenty, SK, McMaster joined the Giants in 2005 and spent two seasons in Vancouver. Prior to that, he was an Assistant Trainer with the Lethbridge Hurricanes for one season in 2004, and Head Trainer for the La Ronge Ice Wolves of the SJHL for two seasons.

"Ned" and his wife, Celeste, reside in Winnipeg.



MARK GREHAN
ASSISTANT EQUIPMENT MANAGER

Mark Grehan enters his third season with the Winnipeg Jets Hockey Club as Assistant Equipment Manager after spending five seasons with the Manitoba Moose. A member of the Canadian Athletic Therapist Association, Grehan received a Bachelor of Exercise and Sports Science (Athletic Therapy) Degree from the University of Manitoba, where he served as Manitoba's Assistant Athletic Therapist for four seasons. Grehan spent the 2009-10 season as the Head Athletic Therapist for the Victoria Salmon Kings of the ECHL before spending the 2010-11 season as Head Equipment Manager for the Moose.

Originally from Kingston, ON, "Lloyd" has called Winnipeg home for 15 years. He and his wife Robyn are proud parents to Kale and Hillary.



MIKE FLAMAN
ASSISTANT EQUIPMENT MANAGER

Mike Flaman will begin the 2013-14 Winnipeg Jets season as Assistant Equipment Manager for the third consecutive year. Flaman made his transition to the Jets after spending two seasons in the same role with the Manitoba Moose Hockey Club. While obtaining a Business Administration Degree from the University of Winnipeg, Flaman spent six years working at Royal Sports, the last two years as Store Manager.

"Flamer" volunteered with the Manitoba Moose from 2006 to 2008 working as a Game-Day Assistant. Now, in his new role, Flaman mentors the several assistants that volunteer on game night. Originally from Regina, SK, Flaman has called Winnipeg home for the last 15 years.



ROB MILETTE
HEAD ATHLETIC THERAPIST

Rob Milette enters his third season with the Winnipeg Jets Hockey Club as the Head Athletic Therapist. Milette spent nine seasons with the Manitoba Moose, six of those years in the Head Athletic Therapist role. Prior to his time with the Moose, Milette was the Therapist and Equipment Manager for the University of Manitoba Bison men's hockey team for two seasons. He was also an Assistant Trainer with the Winnipeg Goldeyes during the 2000 season.

"Mullet", a Winnipeg native, is a member of the Canadian Athletic Therapists Association and received a Bachelor of Exercise and Sports Science (Athletic Therapy) degree at the University of Manitoba. Milette and his wife Camille, have two children, Bauer and Janelle.



BRAD SHAW
ASSISTANT ATHLETIC THERAPIST

Brad Shaw returns to the Winnipeg Jets Hockey Club for his third season as Assistant Athletic Therapist. Prior to his time with the Jets, Shaw spent the 2010-11 season as the Head Athletic Therapist with the Grand Rapids Griffins of the AHL. From 2007-10, he had a dual role with the Western Hockey League's Kootenay Ice acting as both the Head Athletic Therapist and Equipment Manager. The Cardale, Manitoba native started his career in his home province spending four seasons as the Head Athletic Therapist for the Winnipeg Goldeyes.

"Shawzy" is a member of the Canadian Athletic Therapists Association (CATA) and received a Bachelor of Exercise and Sports Science (Athletic Therapy) degree from the University of Manitoba. Shaw and his wife Cori both reside in Winnipeg with their son Riley.



LEE STUBBS
ASSISTANT ATHLETIC THERAPIST/STRENGTH & CONDITIONING TRAINER

Lee Stubbs enters his third season with the Winnipeg Jets in his dual role as Assistant Athletic Therapist as well as Strength & Conditioning Trainer. He spent two seasons with the Manitoba Moose in the same position. Stubbs is a graduate from the University of Manitoba with a Bachelor's Degree in Kinesiology, a major in Athletic Therapy, as well as being a first responder.

Previously a trainer and athletic therapist at Focus Fitness, "Stubby" has trained and treated a variety of elite athletes over his career. Stubbs and his wife Leanne, who are expecting their second child this fall, both reside in Winnipeg with their daughter Lara.



AL PRITCHARD
MASSAGE THERAPIST

Al Pritchard returns for his third season as a Massage Therapist for the Winnipeg Jets. A native of Roland, Manitoba Pritchard has been working independently as a massage therapist since he graduated in 2002.

A valuable member of the team's medical staff, Pritchard worked with the Manitoba Moose for five years in a dual role as a Game Day Assistant and Massage Therapist. After studying at the Massage Therapy College of Manitoba for two years, Pritchard earned his certification as an Advanced Remedial Massage Therapist. "Pritch" and his wife Rachel, reside in Niverville, MB with their two children Nicholas and Addison.

MEDICAL STAFF



DR. PETER MACDONALD
HEAD TEAM PHYSICIAN



DR. GREG STRANGES
ASSISTANT TEAM PHYSICIAN



DR. JAMIE DUBBERLEY
ASSISTANT TEAM PHYSICIAN



DR. MIKE MACKAY
PRIMARY CARE



DR. SWEE TEO
PRIMARY CARE



DR. GENE SOLMUNDSON
TEAM DENTIST



DR. GERALD OLIN
TEAM CHIROPRACTOR



DR. BRIAN BOOK
TEAM OPTOMETRIST



DR. EHREN SHERBO
TEAM OPTOMETRIST



DR. ANTHONY KAUFMANN
NEURO SURGERY



DR. LESLEY RITCHIE
NEUROPHYSIOLOGIST



DR. ANDREA KILGOUR
NEUROPHYSIOLOGIST



BROADCAST

TSN

TSN is Canada's Sports Leader and Canada's most-watched specialty network. Delivering more sports coverage in High Definition than any other network in Canada, TSN's comprehensive broadcast schedule features an exciting lineup of sports including NHL, CFL, NFL, NBA, MLS, the IIHF World Junior Championship, Season of Champions Curling, Golf's Majors, F1, NASCAR Sprint Cup and Nationwide Series, Grand Slam Tennis, EURO 2012 and 2016, the Tour de France, NCAA March Madness tournament and Championship Boxing events. TSN properties include TSN2, TSN MOBILE and the industry-leading sports website TSN.ca. Official broadcaster of the London 2012 Olympic Games, TSN is a division of Bell Media, which is owned by BCE Inc. (TSX, NYSE: BCE), Canada's largest communications company.

Winnipeg Jets regional coverage is available on TSN Jets.

BELL MEDIA RADIO

Bell Media Radio is a division of Bell Media, which is owned by BCE Inc. (TSX, NYSE: BCE), Canada's largest communications company. Bell Media Radio is one of Canada's most successful radio networks operating 33 radio stations in 14 markets throughout Canada including CHUM FM, Canada's #1 FM station.

Play-by-play coverage of Winnipeg Jets home and away games will be available on TSN 1290.



DENNIS BEYAK
PLAY-BY-PLAY ANNOUNCER, TSN Jets

Manitoba-native Dennis Beyak returns to TSN for his third season as play-by-play announcer for Winnipeg Jets regional games on TSN Jets, and on TSN 1290 in Winnipeg.

Born and raised in the small farming community of Winnipegosis, Beyak began his broadcasting career on CFAR 590 Radio doing play-by-play for the Flin Flon Bombers of the Western Canada Hockey League. Since then, Beyak has provided play-by-play commentary for the WHL's Saskatoon Blades, Victoria Cougars and Seattle Thunderbirds, and the AHL's Toronto Marlies. Beyak has also done television play-by-play for the NHL's Edmonton Oilers and was the primary radio voice of the Toronto Maple Leafs from 1998-2011. In addition to radio, Beyak has called the IIHF World Hockey

Championships on TSN and The Score, and also worked as a hockey analyst on The Score. He has also done play-by-play for many other sports, including football, baseball, basketball, curling, horse racing, volleyball and snowmobile races.

Beyak's 43-year career in sports also includes stints outside of the broadcast booth, as he was the Assistant General Manager of the Saskatoon Blades from 1981-1990, the General Manager of the Seattle Thunderbirds from 1992-1994, and the General Manager of the Tri-City Americans from 1994-1995. Beyak, a graduate of Winnipeg's National Institute of Broadcasting, was also the chairman of the Memorial Cup tournament in Saskatoon (1989) and Seattle (1992), and was named WHL Executive of the Year in 1989.



BRIAN MUNZ
PLAY-BY-PLAY ANNOUNCER, TSN 1290 Winnipeg

Brian Munz returns to the TSN 1290 broadcast booth for his third season as play-by-play Voice of the Winnipeg Jets. Prior to his time with the Jets, Munz spent five seasons as the Voice of the Manitoba Moose on CJOB.

Munz began his broadcasting career with the Cowichan Valley Capitals of the BC Junior Hockey League. Following this, he spent five years calling Saskatchewan Junior Hockey games on CJVR for the Melfort Mustangs, Humboldt Broncos and Nipawin Hawks before making the jump to the

WHL to do play-by-play for the Prince Albert Raiders in 2000. In 2004, Munz became the play-by-play voice of the AHL's Edmonton Road Runners. The following season he moved over to 630 CHED Radio to host the Edmonton Oilers radio broadcasts alongside Hall of Fame play-by-play broadcaster Rod Phillips and colour analyst Morley Scott.

Munz made his national television debut in 2012 on TSN doing play-by-play for the RBC Cup National Junior "A" Hockey Championship in Humboldt, Saskatchewan.

Brian and his wife Lindsey reside in Winnipeg with their son Jack.



SHANE HNIDY
COLOR ANALYST, TSN 1290 Winnipeg

Former NHL defenceman Shane Hnidy returns to TSN 1290 as a colour analyst for all Jets games this season.

Hnidy expanded his broadcast role by covering the 2013 IIHF World Juniors in Ufa, Russia for both TSN

1290 and TSN.

An 11-year veteran who played 550 NHL games with six teams, Hnidy won a Stanley Cup in his final season as a pro with the Boston Bruins in 2011.

The Neepawa, MB product played junior hockey with the Swift Current Broncos and Prince Albert Raiders of the WHL. He was drafted in the seventh round (173rd overall) in the 1994 NHL Entry Draft by the Buffalo Sabres, although he played no games for the team.

After turning professional in 1996, he played for Saint John of the AHL, Grand Rapids of the IHL, Cincinnati and Adirondack of the AHL before being traded to the Ottawa Senators in 2000 where he established his NHL career.

Prior to Boston, Hnidy had NHL stops in Anaheim (2001), Nashville (2001-2004), and Atlanta (2005-2008).

COMMUNICATIONS



SCOTT BROWN
DIRECTOR, CORPORATE COMMUNICATIONS

Scott Brown enters his 11th season handling the communications and media relations duties for True North Sports & Entertainment Limited. Brown is responsible for all media and public inquiries on a day-to-day basis regarding True North, the Winnipeg Jets, MTS Centre and MTS Iceplex.

Brown is a native of Winnipeg, MB who holds a diploma in Creative Communications, as well as an Honors and a Master's degree in Political Sciences. Brown spent six years as a sports anchor and reporter with the Winnipeg affiliate of the CTV National network, as well as TSN.



CHRISTINA CALIGIURI
COMMUNICATIONS COORDINATOR

Christina Caligiuri enters her fifth season as Communications Coordinator at True North Sports & Entertainment Limited, having worked with both the Winnipeg Jets and Manitoba Moose. Along with her responsibilities with the hockey team, Caligiuri also works closely with the entertainment division promoting events being held at MTS Centre.

Caligiuri earned a Creative Communications Diploma in 2008. Along with her experience in the sports and entertainment industry, she has also held communication positions at Boeing Winnipeg and the Workers Compensation Board of Manitoba.



KALEN QUALLY
COMMUNICATIONS COORDINATOR

Kalen Qually enters his fourth hockey season with True North Sports & Entertainment, beginning in his current position with the Manitoba Moose during the 2010-11 season.

Qually earned a Degree in Communications from University of Winnipeg and Red River College after completing RRC's Creative Communications program in 2010. He also founded a Winnipeg charity called Pass It Forward that works to collect used hockey equipment for underprivileged youth in the city.

EVENTS & BOOKINGS



ALAYNE NOTT
DIRECTOR,
EVENT MARKETING



KIM BOULET
DIRECTOR, SECURITY &
EVENT MANAGEMENT



LLOYD FOX
SR. MANAGER, EXTERNAL BROADCAST
& EVENT PRODUCTION



JOANNE HARDER
MANAGER, CLIENT
SERVICES



KEVIN CLIFFORD
MANAGER, EVENT PRODUCTION



WENDY CABEL
COORDINATOR, EVENT STAFF



EUGENIA GORKOWA
COORDINATOR, EVENTS



GLEN LAFRENAIS
COORDINATOR, EVENT SECURITY



TRAVIS MITCHELL
COORDINATOR, EVENTS

MARKETING & DIGITAL MEDIA



ANDREW WILKINSON
MANAGER, MARKETING



JOSH DUDYCH
SENIOR GRAPHIC DESIGNER



JESSIE GREENWOOD
GRAPHIC DESIGNER



KRISTI HENNESSY
COORDINATOR, WEB CONTENT

MARKETING & DIGITAL MEDIA continued



RHEANNE MARCOUX
COORDINATOR, WEB CONTENT



FABIO BELLISARIO
COORDINATOR, DIGITAL MEDIA

SALES



MITCH BRENNAN
DIRECTOR, TICKET ADMIN. &
CUSTOMER RELATIONS MGMT.



LINZY JONES
DIRECTOR, TICKET
SALES & ACCOUNT SERVICE



JEFF MAGER
DIRECTOR,
CORPORATE PARTNERSHIPS



DOMENIC BELLISARIO
ACCOUNT MANAGER,
CORPORATE PARTNERSHIPS



CHRIS DANT
ACCOUNT MANAGER,
CORPORATE PARTNERSHIPS



COLLIN FARRELL
ACCOUNT SERVICE REPRESENTATIVE,
CORPORATE PARTNERSHIPS



RYAN PORTER
ACCOUNT SERVICE REPRESENTATIVE,
CORPORATE PARTNERSHIPS



DIANE GABBS
MANAGER,
TICKET ADMINISTRATION



MIKE LABAY
MANAGER, CUSTOMER
RELATIONSHIP MANAGEMENT



BILL HIBBARD
ACCOUNT SERVICE
REPRESENTATIVE



HEATHER HILL
ACCOUNT SERVICE
REPRESENTATIVE



TIM HOGUE
ACCOUNT SERVICE
REPRESENTATIVE

SALES continued



JEFF RANICK
ACCOUNT SERVICE
REPRESENTATIVE



JASON WESTERVELT
ACCOUNT SERVICE
REPRESENTATIVE



PHIL MCGREEVY
COORDINATOR,
TICKET SYSTEMS



CANDY PENNER
SALES ADMINISTRATOR



PAUL ROBLES
MANAGER, MTS CENTRE
BOX OFFICE



BARRETT PAULSEN
MANAGER, COMMUNITY
RELATIONS



KATIE DICKS
COORDINATOR,
COMMUNITY RELATIONS

EVENT PRODUCTION



KYLE BALHARRY
DIRECTOR, GAME PRODUCTION
& BROADCAST SERVICES



STEVE GODKIN
SENIOR PRODUCER,
VISUAL MEDIA



CURTIS ROBSON
PRODUCER, VISUAL MEDIA



NATE ROLLO
COORDINATOR, GAME & EVENT
PRODUCTION



BRIAN JOHNSON
MANAGER, PRO AUDIO
& VIDEO SERVICES



RICHARD ROMANOW
ASSISTANT MANAGER, PRO
AUDIO & VIDEO SERVICES



RICHARD BURKE
AUDIO VISUAL ASSISTANT

SUPPORT SERVICES



DAN HURSH
ASSOCIATE GENERAL COUNSEL



LORNA DANIELS
SENIOR DIRECTOR,
FINANCE



AUDREY GAN
SENIOR DIRECTOR,
BUSINESS OPERATIONS



LINDSAY YURICK
CONTROLLER



DAN GILL
DIRECTOR, INFORMATION TECH. &
CHIEF PRIVACY OFFICER



DARRYL ELYK
SYSTEMS ADMINISTRATOR



RYAN CULLEN
NETWORK ADMINISTRATOR



JOHN DOUGLAS
A/P & ACCOUNTING TECHNICIAN -
HOCKEY



ROSE ROLSKY
A/P & ACCOUNTING TECHNICIAN -
ARENA



ROSEMARY PALMER
A/R & ACCOUNTING CLERK



APRIL SHLANDA
PAYROLL & HR COORDINATOR,
FULL-TIME STAFF



JENNA APPELYARD
PAYROLL & HR COORDINATOR,
PART-TIME STAFF



SABENA VON ASTEN
SETTLEMENTS ADMINISTRATOR



SUSAN OLSON
EXECUTIVE ASSISTANT & MANAGER,
OFFICE ADMINISTRATION



KATIE FERNIUK
RECEPTIONIST

JETS GEAR



DAVE BLACKMORE
DIRECTOR,
RETAIL OPERATIONS




DAN SUGA
DIRECTOR,
RETAIL DEVELOPMENT



JAMES SCOTT
STORE MANAGER,
JETS GEAR ST. VITAL



DENISE HEEMSKERK
STORE MANAGER,
JETS GEAR MTS CENTRE



KELLY MCCASIN
STORE MANAGER,
JETS GEAR PROSHOP, MTS ICEPLEX



SHANE TUCKER
MANAGER,
RETAIL OPERATIONS

WINNIPEG JETS TRUE NORTH FOUNDATION




DWAYNE GREEN
EXECUTIVE DIRECTOR, WJTNF



JULIE CHARTIER
DIRECTOR, FINANCE & SUPPORT
SERVICES, WJTNF



MURRAY COBB
DIRECTOR, WINNIPEG JETS
HOCKEY ACADEMY



COREY COKER
WJHA SCHOOL LIAISON, WJTNF




HEIDI FINGAS
PROJECT 11 AUTHOR & COORDINATOR



KAITLYN FLETT
COORDINATOR, WJTNF



RICK BOCHINSKI
COMMUNITY LIAISON & WELLNESS
COORDINATOR, WJTNF



JEFF HOFER
WJHA TRANSPORTATION & EQUIPMENT
COORDINATOR, WJTNF

FACILITY OPERATIONS



ED MEICHSNER
SENIOR DIRECTOR,
FACILITY OPERATIONS



PAUL LEVESQUE
PROJECT & BUILDING STANDARDS
MANAGER



DEREK KING
MANAGER, FACILITY
MAINTENANCE & OPERATIONS



STU LOW
CHIEF ENGINEER & MANAGER,
ICE OPERATIONS



NORM BEAUCHAMP
CONVERSION/MAINTENANCE
TECHNICIAN



TYLER CAMERON
CONVERSION/MAINTENANCE
TECHNICIAN



LLOYD COOK
CONVERSION/MAINTENANCE
TECHNICIAN



JOHN MOLINSKI
CONVERSION/MAINTENANCE
TECHNICIAN




DAVE NORRIS
BUILDING ENGINEER/
ICE TECHNICIAN



STACEY PEETERS
CONVERSION/MAINTENANCE
TECHNICIAN



RICHARD SHLANDA
FACILITY PAINTER



JARED SINNINGHE
BUILDING ENGINEER/
ICE TECHNICIAN



ROLAND VERRIER
SENIOR CONVERSION/
MAINTENANCE TECHNICIAN



DAVE WRIGHT
BUILDING ENGINEER/
ICE TECHNICIAN

HOUSEKEEPING



RACHEL ESQUASH
SUPERVISOR, HOUSEKEEPING



TAMARA ESQUASH
ASSISTANT SUPERVISOR,
HOUSEKEEPING



LEONA BARKER
HOUSEKEEPING
ATTENDANT



SARAH CURL
HOUSEKEEPING
ATTENDANT



RODNEY ESQUASH
HOUSEKEEPING
ATTENDANT



MARY HARPER
HOUSEKEEPING
ATTENDANT



GRACE MARSDEN
HOUSEKEEPING
ATTENDANT



ARNULF SAN JOSE
HOUSEKEEPING
ATTENDANT



SHARYN SUMNER
HOUSEKEEPING
ATTENDANT


SECURITY



KEVIN RICHARDSON
MANAGER, VENUES
SECURITY



CARLOS COSTA
DOCK MASTER & VENUE
SECURITY GUARD



TRAVIS HRABARCHUK
SUPERVISOR, VENUES SECURITY



JASON EVANS
VENUE SECURITY GUARD



SHANE REID
VENUE SECURITY GUARD



JAYDEE DAVID
VENUE SECURITY GUARD

MTS ICEPLEX




GAVIN JOHNSTONE
GENERAL MANAGER,
MTS ICEPLEX



LARRY BUMSTEAD
MANAGER,
INSTRUCTIONAL PROGRAMMING



DEAN COURT
MANAGER,
SALES & PROGRAMMING



NATHAN HATTON
MANAGER, HIGH PERFORMANCE
TRAINING - THC




HARRY HAIDAU
KITCHEN MANAGER



DOUG NEUBAUER
OPERATIONS MANAGER



TED SZYPOWSKI
MASTER SCHEDULER



AJ ZEGLEN
MANAGER, HIGH PERFORMANCE
TRAINING - FOCUS FITNESS



BRENT ZELENEWICH
MANAGER, GOALTENDER
TRAINING - ICELAB



SHANE BARTELETTE
OPERATIONS SUPERVISOR



BRITTANY WINTER
EVENT COORDINATOR



MARIBEL BLANCO
HOUSEKEEPING



KATHY BUMSTEAD
REGISTRAR, INSTRUCTIONAL
PROGRAMMING



KRISTINE COWIE
SENIOR OPERATOR



ALEX GOBEIL
SENIOR OPERATOR




MARCEL BEDARD
SENIOR OPERATOR

MTS ICEPLEX continued



KEVIN MACKAY
OPERATIONS SUPERVISOR



DUSTIN MADRIGGA
PROGRAMMING COORDINATOR,
WUHL



ALLAN MILLARD
HOUSEKEEPING



SACHA PALMER
RECEPTIONIST & ADMINISTRATIVE
ASSISTANT



MELISSA SKIBINKSI
HIGH PERFORMANCE TRAINER



SHAWN WARD
ASSISTANT REGISTRAR,
MTS ICEPLEX

COMPANY DIRECTORY

HOME ICE MILE ONE CENTRE
ADDRESS SUITE 801 CABOT PLACE, 100 GOWER STREET
ST. JOHN'S, NEWFOUNDLAND, A1C 6K3
TELEPHONE 709-576-2277
EMAIL INFO@STJOHNSICECAPS.COM
WEBSITE STJOHNSICECAPS.COM

HOCKEY OPERATIONS

GENERAL MANAGER
DIRECTOR OF HOCKEY OPERATIONS
HEAD COACH
ASSISTANT COACH
ASSISTANT COACH
VIDEO COACH
HEAD ATHLETIC THERAPIST
ASSISTANT ATH. THERAPIST/STRENGTH & COND.
EQUIPMENT MANAGER
ASSISTANT EQUIPMENT MANAGER
DIRECTOR, COMMUNICATIONS
COORDINATOR, COMMUNICATIONS

CRAIG HEISINGER
BRAD ANDREWS
KEITH MCCAMBRIDGE
MARK MORRISON
JASON KING
IAN ANDERSEN
SCOTT MACLEOD
JAKE WOLFF
IAN COX
SHANNON COADY
DAVID SALTER
CHRIS DOYLE



KEITH MCCAMBRIDGE HEAD COACH, ST. JOHN'S ICECAPS

A former draft pick of the Calgary Flames, Keith McCambridge is the only Head Coach in St. John's IceCaps' three-year history. In his first season behind the bench, McCambridge led the IceCaps to an Atlantic Division title in 2011-12 and guided his squad to the

Eastern Conference Finals before losing to the eventual Calder Cup champions, the Norfolk Admirals. He was also selected as bench boss for the Eastern Conference All-Stars that season.

Prior to joining the IceCaps, McCambridge served as Assistant Coach for the American Hockey League's Manitoba Moose where he worked with current Winnipeg Jets head coach Claude Noel. McCambridge helped lead the Moose to

the North Division Final in 2011 in which they lost to the Hamilton Bulldogs in seven games.

Before coaching with the Moose in 2009, McCambridge guided the Alaska Aces of the East Coast Hockey League (ECHL) to the third round of the Kelly Cup Playoffs in 2007-08, and led the Aces to the finals in 2008-09 before being eliminated by the South Carolina Stingrays. McCambridge won the Kelly Cup in 2006 as a playing coach with the Aces, defeating the Gwinnett Gladiators in five games.

McCambridge's professional playing career spanned 11 seasons and included stints in the AHL (Saint John Flames, Providence Bruins, Houston Aeros and Cleveland Barons), IHL (Las Vegas Thunder, Long Beach Ice Dogs and Manitoba Moose) and ECHL (Alaska Aces). In addition, McCambridge spent four seasons in the Western Hockey League with the Swift Current Broncos and Kamloops Blazers.



MARK MORRISON ASSISTANT COACH, ST. JOHN'S ICECAPS


Joining McCambridge as an Assistant Coach for a third season is former New York Rangers draft pick Mark Morrison. In 2011-12, Morrison helped guide the IceCaps to a first place finish in the Atlantic Division and an appearance in the Eastern Conference Finals,

where the club lost to the Norfolk Admirals, the eventual Calder Cup Champions.

Before joining the IceCaps, Morrison served as Head Coach and General Manager of the Victoria Salmon Kings of the

ECHL, where he spent four years. Prior to his time with the Salmon Kings, Morrison coached and played with the Fire Flyers of the British National League, winning Coach of the Year honours three times.

As a player, Morrison won the Adams Cup with the Central Hockey League's Tulsa Oilers and was named Most Sportsmanlike Player in the 1980-1981 Memorial Cup. Morrison played 10 games in the NHL with the Rangers from 1981-1984.



JASON KING ASSISTANT, ST. JOHN'S ICECAPS

King begins his first season behind the bench after playing 11 seasons in the professional ranks. Drafted in the 7th round (212th overall) in the 2001 NHL Entry Draft by the Vancouver Canucks, the Corner Brook, Newfoundland native made his NHL debut in the 2002-03

season. A year later, King made a splash with the Canucks when he was featured on a line with perennial all-stars Henrik and Daniel Sedin, and earned Rookie of the Month honours for November while scoring 12 goals in 47 games that season.

King finished his pro career a veteran of 59 NHL games, 335 AHL games and 140 DEL games (Germany). A fan favourite upon signing with the IceCaps in 2011, King spent two seasons with St. John's from 2011-2013, leading the club in goal scoring in 2011-12 and earning Community Man of the Year honours for his efforts in the community.



IAN ANDERSON VIDEO COACH, ST. JOHN'S ICECAPS

Ian Andersen returns to the organization for a third season as the team's Video Coach. A graduate of St. John's University in Minnesota, Andersen worked for three years at Notre Dame and two more at Michigan State as the Director of Hockey Operations.

After working in college hockey, Andersen joined the Minnesota Wild as their Video Coordinator. In that role his main responsibility was live logging games for in-game analysis and tactical adjustments between periods. He also handled pre-scouting duties, helping to create scouting reports for upcoming opponents and to prepare for free agency.

Additionally, in years past he has worked for USA Hockey during their summer Select Festivals as a coach and evaluator. Having been involved in coaching competitive hockey since 2000, Andersen's expertise has been an added benefit to the IceCaps coaching staff.





2012-13: Played his first game of the 2012-13 season after returning from injury on Feb. 15 vs. PIT... Recorded his first point of the season (1A) on Feb. 17 vs. BOS... Scored his first goal of the season on Feb. 24 at NJD... Scored the shootout winner, recorded an assist and recorded a fighting major on Mar. 16 at TOR... Had a season-high nine shots on goal on Mar. 30 vs. CAR... Recorded two assists on Apr. 11 vs. FLA... Recorded his 100th career NHL point on Apr. 16 vs. TBL... Recorded a four-game point streak (2G, 5A) from Apr. 11 to Apr. 20, tying the longest point streak of his career.

2011-12: Recorded a career-high 30 points (5G, 25A) after 65 games played with the Jets... Played his first game as a Winnipeg Jet on Oct. 9 vs. MTL... Led the Jets with six shots on goal on Oct. 17 vs. PIT... Recorded his first points as a Jet on Oct. 22 vs. CAR with two assists... Recorded two assists on Oct. 31 at FLA... Scored his first goal as a Jet on Dec. 13 vs. MIN... Scored a goal and earned two assists on Dec. 17 vs. ANA... Scored his third goal of the season on Dec. 31 vs. TOR... Recorded his 50th NHL assist, and added his 51st, on Jan. 10 at BOS... Registered nine shots on goal on Jan. 21 vs. FLA setting a new career high... Earned an assist in his first game back after missing seven games due to injury on Mar. 1 vs. FLA... Recorded three assists on Mar. 30 at CAR... Scored his fourth goal of the season and earned an assist on Apr. 3 at FLA... Scored his fifth goal of the season and added an assist on Apr. 5 at NYL... Ended season on a two-game multi-point streak (2G, 2A).

2010-11: Scored his fifth goal of the season on Mar. 12 at PHI... Posted his first multiple-point game of the season (2A) on Feb. 7 at TOR... Scored the game-winning goal in overtime on Dec. 6 vs. NSH.

2009-10: Appeared in 81 games, posting 23 points (10G, 13A)... Established career-highs in games played, points, goals and assists... Tied the Thrashers franchise record for most goals by a defenseman in a single season... Set a career-best and tied for fifth on the team with three power play goals... Ranked sixth on the team and second among defensemen with 155 shots on goal... Set a franchise record with 196 hits... Began the season with eight goals in the first 17 games... Scored his first goal in the season-opening game on Oct. 3 vs. TB... Scored four goals over a four-game span from Oct. 22 - Oct. 31... Scored goals in back-to-back games on Nov. 13 and Nov. 15... Skated in a career high 29:13 of ice time on Nov. 19 vs. BOS... Scored his 10th goal of the season on Mar. 25 vs. TOR.

2008-09: Posted 19 points (9G, 10A) in 47 games during his first NHL season... Led all first-year NHL defensemen in goals and ranked fourth in points... Tied for second among rookie defensemen with a plus-11 rating... Led team defensemen in goals and ranked third in points... Made his NHL debut on Oct. 10 vs. WSH... Missed 28 games due to injury from Oct. 30 - Dec. 30... Returned to the lineup on Dec. 31 at CAR... Appeared in five games with Chicago (AHL) during a conditioning stint from Jan. 3 - Jan. 11, scoring one goal... Earned his first-career NHL points (1G, 1A) on Jan. 17 at NSH... Recorded four points (2G, 2A) in two games from Jan. 17 - Jan. 20... Posted a season-high three points (3A) on Feb. 16 at LA... Scored his first-career game-winning goal on Mar. 10 at COL... Skated in a season-high 28:32 of ice time and took a season-high six shots on Mar. 14 at BUF... Scored a season-high two goals on Apr. 9 vs. FLA... Earned 11 points (6G, 5A) in his last 16 games of the season.

AMATEUR CAREER: Tallied 94 points (18G, 76A) in 127 career Ontario Hockey League games with Peterborough... Recorded 17 points (1G, 16A) in 36 games with Cushing Academy in 2005-06... **2007-08:** Recorded 61 points (11G, 50A) in 60 games with the Peterborough Petes (OHL)... Named to the OHL First All-Star Team... Appeared in the OHL All-Star Classic and the Canadian Hockey League Top Prospects Game... **2006-07:** Made his OHL debut with the Petes, tallying 33 points (7G, 26A) in 67 contests... Ranked second among team defensemen and rookies in points... Ranked third overall on the Petes with seven power play goals... Appeared in his first OHL game on Sept. 21 vs. Brampton... Recorded his first-career OHL point with one goal on Oct. 5 vs. Belleville... **2005-06:** Posted 17 points (1G, 16A) in 36 games with Cushing Academy (Mass.).

INTERNATIONAL CAREER: Made his international debut with the United States at the 2009 IIHF World Championships in Switzerland, recording one assist in nine games.

CAREER TRANSACTIONS: Selected by Atlanta in the first round, third overall, in the 2008 NHL Entry Draft.

CAREER HIGHLIGHTS

First NHL Game: 10/10/08 vs. WSH

First NHL Goal: 1/17/09 at NSH (Rinne)

First NHL Assist: 1/17/09 at NSH

Most Goals, Game: 2 (2x), last - 10/29/09 vs. WSH

Most Assists, Game: 3 (2x), last - 3/30/12 at CAR

Most Points, Game: 3 (3x), last - 3/30/12 at CAR (3A)

Most Penalty Minutes, Game: 17, 3/16/13 at TOR

Most Shots, Game: 10, 3/26/12 vs. OTT

Most Time On Ice, Game: 31:00, 11/19/11 vs. PHI

Longest Point Scoring Streak: 4 games (2x), last - 4/11/13-4/20/13 (2G, 5A)

Longest Goal Scoring Streak: 2 games (6x), last - 4/18/13-4/20/13 (2G)

Longest Assist Streak: 3 games, 4/11/13-4/18/12 (5A)

Hat Tricks: None

Multiple-Point Games: 18 (3, 3-point; 15, 2-point)

Penalty Shots: 0-0, 0.0%

Shootout Attempts: 1-1, 100.0%

CAREER STATISTICS

Year	Team	League	REGULAR SEASON												PLAYOFFS				
			GP	G	A	PTS	PIM	+/-	PP	SH	GW	S	ATOI	GP	G	A	PTS	PIM	
2005-06	Cushing	High-MA	36	1	16	17	-	-	-	-	-	-	-	-	-	-	-	-	
2006-07	Peterborough	OHL	67	7	26	33	63	-	-	-	-	-	-	-	-	-	-	-	
2007-08	Peterborough	OHL	60	11	50	61	72	-	-	-	-	-	-	5	0	3	3	8	
2008-09	Atlanta	NHL	47	9	10	19	47	11	2	1	1	90	18:06	-	-	-	-	-	
	Chicago	AHL	5	1	0	1	0	-	-	-	-	-	-	-	-	-	-	-	
2009-10	Atlanta	NHL	81	10	13	23	61	-18	3	1	0	155	21:24	-	-	-	-	-	
2010-11	Atlanta	NHL	71	5	12	17	29	-27	0	0	1	155	22:24	-	-	-	-	-	
2011-12	Winnipeg	NHL	65	5	25	30	71	-3	1	0	0	150	23:18	-	-	-	-	-	
2012-13	Winnipeg	NHL	33	5	9	14	29	-5	0	0	0	85	23:07	-	-	-	-	-	
NHL/Jets Totals (5 seasons)			297	34	69	103	237	-42	6	2	2	635		-	-	-	-	-	



12714964 - NHL/GETTY IMAGES

WINNIPEGJETS.COM

33

ZACH BOGOSIAN DEFENCE

HEIGHT: 6-3 WEIGHT: 220

SHOOTS: RIGHT

BORN: JULY 15, 1990

MASSENA, NEW YORK

USA

CAREER VS NHL

TEAM	GP	G	A	PTS
ANAHEIM	3	1	2	3
BOSTON	13	0	6	6
BUFFALO	14	1	2	3
CALGARY	3	0	0	0
CAROLINA	25	3	12	15
CHICAGO	4	0	1	1
COLORADO	6	1	1	2
COLUMBUS	4	0	1	1
DALLAS	3	0	0	0
DETROIT	5	0	1	1
EDMONTON	3	2	1	3
FLORIDA	24	4	9	13
LOS ANGELES	4	1	3	4
MINNESOTA	3	1	0	1
MONTREAL	16	2	4	6
NASHVILLE	6	2	1	3
NEW JERSEY	14	1	3	4
N.Y. ISLANDERS	15	4	2	6
N.Y. RANGERS	15	1	0	1
OTTAWA	14	2	3	5
PHILADELPHIA	15	1	0	1
PHOENIX	4	0	0	0
PITTSBURGH	15	0	2	2
SAN JOSE	2	0	0	0
ST. LOUIS	4	0	0	0
TAMPA BAY	22	2	5	7
TORONTO	15	2	6	8
VANCOUVER	2	0	1	1
WASHINGTON	24	3	3	6
WINNIPEG	0	0	0	0
TOTALS	297	34	69	103

32

2013-14 WINNIPEG JETS MEDIA GUIDE



DUSTIN BYFUGLIEN

DEFENCE

HEIGHT: 6-5 **WEIGHT:** 272

SHOOTS: RIGHT

BORN: MARCH 27, 1985

MINNEAPOLIS, MINNESOTA

USA

CAREER VS NHL

TEAM	GP	G	A	PTS
ANAHEIM	15	1	8	9
BOSTON	14	4	8	12
BUFFALO	13	2	5	7
CALGARY	14	5	3	8
CAROLINA	17	2	3	5
CHICAGO	2	0	1	1
COLORADO	15	5	8	13
COLUMBUS	28	6	2	8
DALLAS	13	2	6	8
DETROIT	25	4	2	6
EDMONTON	15	4	3	7
FLORIDA	18	5	8	13
LOS ANGELES	13	1	3	4
MINNESOTA	17	3	11	14
MONTREAL	13	1	4	5
NASHVILLE	26	9	3	12
NEW JERSEY	13	2	7	9
N.Y. ISLANDERS	13	4	5	9
N.Y. RANGERS	13	2	4	6
OTTAWA	12	4	6	10
PHILADELPHIA	12	2	7	9
PHOENIX	18	4	4	8
PITTSBURGH	13	3	2	5
SAN JOSE	12	4	0	4
ST. LOUIS	23	6	12	18
TAMPA BAY	18	5	6	11
TORONTO	9	1	8	9
VANCOUVER	15	0	2	2
WASHINGTON	20	4	7	11
WINNIPEG	1	0	0	0
TOTALS	450	95	148	243

2012-13: Scored the Jets' first goal of the season on Jan. 19 vs. OTT... Recorded his first multi-point game of the season (2A) on Jan. 22 at WSH... Recorded a four-game point streak (2G, 4A) from Jan. 22 to Jan. 29... Scored the overtime winner on Mar. 8 at FLA... Earned three assists on Mar. 12 vs. TOR... Had a career-high 31:18 TOI on Mar. 16 at TOR... Recorded a three-game point streak (1G, 6A) from Mar. 12 to Mar. 16... Scored the overtime winner on Apr. 18 vs. CAR and is the active franchise leader in OT goals (5)... One of three players to record a team-high seven hits in one game, on Apr. 16 vs. CAR... Led the Jets in scoring by a defence-man with 28 points (8G, 20A) in 43 games... Led all NHL defencemen in shots on goal with 142.

2011-12: Tied his career-high of 53 points (12g, 41A) after 66 games with the Jets... Played his first game as a Winnipeg Jet on Oct. 9 vs. MTL... Recorded two assists on Oct. 19 at TOR... Scored his first goal as a Winnipeg Jet on Oct. 20 at OTT... Played in his 100th franchise game on Nov. 17 vs. WSH... Took a career-high 12 shots on goal on Nov. 29 vs. OTT, tied for NHL single game high this season... Selected to play in the 2012 NHL All-Star Game... Scored a goal and earned an assist to force overtime on Feb. 9 at WSH... Recorded multiple points in five consecutive games between Feb. 21 - Feb. 27, was the only NHL defenceman to accomplish this in 2011-12... Earned his 100th franchise point on Mar. 23 at WSH.

2010-11: Scored his 11th goal of the season on Dec. 13 at OTT, breaking the Thrashers single-season record for goals by a defenceman... Tied a career-high with three assists on Mar. 5 vs. FLA... Ranks second in the NHL with 342 shots on goal, breaking the franchise single-season record of 341 (Marian Hossa: 2005-06; Ilya Kovalchuk: 2003-04) with two shots on Apr. 7 at NYR... Ranks second on the team with 53 points (20G, 33A), and first among NHL defencemen with 20 goals.

2009-10: Recorded 34 points (17G, 17A) in all 82 games for the Chicago Blackhawks... One of five Blackhawks to appear in every regular-season game... Set new career-highs in games played and tied his career-best in assists... Scored a career-most six power play goals... Added 16 points (11G, 5A) in 22 post-season contests, while helping lead the Blackhawks to the Stanley Cup Championship... Ranked third in the NHL in playoff goals... Tied for the team lead in post-season goals and power play goals (5), and ranked fifth in points... Netted his first career playoff hat trick, including the game-winner, in Game Three of the Western Conference Semifinals on May 5 at VAN... Registered a playoff career-high four points (2G, 2A) in Game Five of the Stanley Cup Finals on Jun. 6 vs. PHI... Scored one goal in the Stanley Cup clinching win on Jun. 9 at PHI.

2008-09: Tallied 31 points (15G, 16A) in 77 games with the Blackhawks... Tied for seventh on the team in goals and ranked 11th in points... Led team forwards and ranked second overall with 169 hits... Scored Chicago's only penalty shot goal of the season on Apr. 11 at DET... Added nine points (3G, 6A) in 17 games during his Stanley Cup Playoff debut... Tallied his first career post-season point (1A) on Apr. 25 vs. CGY.

2007-08: Recorded 36 points (19G, 17A) in 67 games with Chicago... Appeared in eight AHL games with Rockford, posting seven points (2G, 5A)... Ranked fifth on the Blackhawks in goals and tied for fifth in points... Tied for second on the team with seven power play goals and four game-winning tallies... Scored game-winning goals in back-to-back games on Mar. 4 and Mar. 5.

2006-07: Appeared in nine games for the Blackhawks, tallying three points (1G, 2A)... Earned 44 points (16G, 28A) in 63 AHL games with the Norfolk Admirals... Set a Norfolk franchise record with 241 shots on goal... Named the Second AHL All-Star Team and represented Planet USA at the AHL All-Star Classic... Won the Vector CCM Hardest Shot event at the AHL All-Star Skills Competition... Posted a six-game point and assist streak (1G, 6A) from Mar. 17 - Mar. 31.

2005-06: Made his NHL debut, tallying five points (3G, 2A) in 25 games with the Blackhawks... Scored the game-winning goal in his first-career NHL game on Mar. 1 vs. NSH... Registered 23 points (8G, 15A) in 53 AHL games with Norfolk... Appeared in four playoff games with the Admirals, earning three points (1G, 2A).

AMATEUR CAREER: Collected 142 points (48G, 94A) in 189 career Western Hockey League games with Prince George and Brandon from 2001 to 2005... **2004-05:** Earned WHL-career highs with 22 goals, 36 assists, 58 points and 184 penalty minutes in 64 games with Prince George... Named the HUSKY WHL Player of the Month for December... **2003-04:** Recorded 45 points (16G, 29A) and 137 penalty minutes in 66 games for Prince George... **2002-03:** Split time between Brandon and Prince George during his first-full WHL season... Tallied two points (1G, 1A) in eight games for Brandon and 37 points (9G, 28A) in 48 contests with Prince George... Added four points (1G, 3A) in five playoff games with Prince George... **2001-02:** Earned 62 points (32G, 30A) in 52 games with the Chicago Mission (MAHL)... Made his WHL debut, appearing in three games for Brandon.

INTERNATIONAL CAREER: Selected to play for the United States at the 2008 World Championships, but did not participate due to injury.

CAREER TRANSACTIONS: Selected by Chicago in the eighth round, 245th overall, in the 2003 NHL Entry Draft... Acquired by the Thrashers from Chicago with Ben Eager, Brent Sopel and Akim Aliu for Marty Reasoner, Jeremy Morin, Joey Crabb, a first-round choice in the 2010 Entry Draft (Chicago selected Kevin Hayes) and a second-round selection in the 2010 Entry Draft (Chicago selected Justin Holl) on June 24, 2010.

CAREER HIGHLIGHTS

First NHL Game: 3/1/06 vs. NSH

First NHL Goal: 3/1/06 vs. NSH (Mason)

First NHL Assist: 3/31/06 at DET

Most Goals, Game: 3, 11/30/07 vs. PHX

Most Assists, Game: 3 (3x), last - 3/12/13 vs. TOR

Most Points, Game: 4 (3x), last - 11/28/10 vs. BOS (1G, 3A)

Most Penalty Minutes, Game: 17, 10/23/10 at WSH

Most Shots, Game: 12, 11/8/11 at BUF

CAREER STATISTICS

Year	Team	League	REGULAR SEASON											PLAYOFFS				
			GP	G	A	PTS	PIM	+/-	PP	SH	GW	S	ATOI	GP	G	A	PTS	PIM
2001-02	Chicago	MAHL	52	32	30	62	40	-	-	-	-	-	-	-	-	-	-	-
	Brandon	WHL	3	0	0	0	0	-	-	-	-	-	-	-	-	-	-	-
2002-03	Brandon	WHL	8	1	1	2	4	-	-	-	-	-	-	-	-	-	-	-
	Prince George	WHL	48	9	28	37	74	-	-	-	-	-	-	5	1	3	4	12
2003-04	Prince George	WHL	66	16	29	45	137	-	-	-	-	-	-	-	-	-	-	-
2004-05	Prince George	WHL	64	22	36	58	184	-	-	-	-	-	-	-	-	-	-	-
2005-06	Chicago	NHL	25	3	2	5	24	-6	0	0	1	45	17:19	-	-	-	-	-
	Norfolk	AHL	53	8	15	23	75	-	-	-	-	-	-	4	1	2	3	4
2006-07	Chicago	NHL	9	1	2	3	10	-2	0	0	0	18	17:18	-	-	-	-	-
	Norfolk	AHL	63	16	28	44	146	-	-	-	-	-	-	6	0	2	2	18
2007-08	Chicago	NHL	67	19	17	36	59	-7	7	0	4	163	17:01	-	-	-	-	-
	Rockford	AHL	8	2	5	7	25	-	-	-	-	-	-	-	-	-	-	-
2008-09	Chicago	NHL	77	15	16	31	81	7	3	0	4	202	14:52	17	3	6	9	26
2009-10	Chicago	NHL	82	17	17	34	94	-7	6	0	3	211	16:25	22	11	5	16	20
2010-11	Atlanta	NHL	81	20	33	53	93	-2	8	0	6	347	23:18	-	-	-	-	-
2011-12	Winnipeg	NHL	66	12	41	53	72	-8	4	0	3	223	24:06	-	-	-	-	-
2012-13	Winnipeg	NHL	43	8	20	28	34	-1	4	0	2	142	24:24	-	-	-	-	-
NHL Totals (8 seasons)			450	95	148	243	467	-26	32	0	23	1351		39	14	11	25	46
Jets Totals (3 seasons)			190	40	94	134	199	-11	16	0	11	712		-	-	-	-	-



1 625 46 433 - NHL/GETTY IMAGES



GRANT CLITSONIE
DEFENCE

HEIGHT: 5-11 WEIGHT: 212
SHOOTS: LEFT
BORN: APRIL 14, 1985
GLOUCESTER, ONTARIO
CANADA

CAREER VS NHL

TEAM	GP	G	A	PTS
ANAHEIM	5	0	2	2
BOSTON	5	1	2	3
BUFFALO	7	0	1	1
CALGARY	4	0	1	1
CAROLINA	6	0	1	1
CHICAGO	6	2	2	4
COLORADO	2	0	0	0
COLUMBUS	0	0	0	0
DALLAS	7	0	1	1
DETROIT	10	2	4	6
EDMONTON	3	0	1	1
FLORIDA	7	2	4	6
LOS ANGELES	5	1	1	2
MINNESOTA	5	0	3	3
MONTREAL	4	0	1	1
NASHVILLE	8	0	2	2
NEW JERSEY	5	1	1	2
N.Y. ISLANDERS	4	1	2	3
N.Y. RANGERS	5	0	2	2
OTTAWA	4	0	0	0
PHILADELPHIA	3	2	1	3
PHOENIX	2	0	1	1
PITTSBURGH	4	0	0	0
SAN JOSE	4	1	1	2
ST. LOUIS	6	0	2	2
TAMPA BAY	10	0	1	1
TORONTO	3	0	1	1
VANCOUVER	6	0	3	3
WASHINGTON	8	0	1	1
WINNIPEG	1	0	0	0
TOTALS	149	13	42	55

2012-13: Recorded his first goal on Jan. 31 at FLA... Earned his first assist of the season on Feb. 7 vs. TOR... Recorded a four-game point streak (1G, 3A) from Feb. 23 to Feb. 28... Scored his fourth goal of the season and added an assist on Apr. 11 vs. FLA... Recorded two assists on Apr. 20 vs. NYI... Recorded a plus-3 rating in consecutive games on Apr. 9 vs. BUF and Apr. 11 vs. FLA... Tied with Andrew Ladd for team lead in plus/minus with a plus-10 rating.

2011-12: Started the season with the Columbus Blue Jackets where he played in 51 games for 14 points (4G, 10A)... Recorded his first three-point night (3A) on Oct. 25 vs. DET... Earned his first multi-goal game (2G) on Nov. 10 vs. CHI... Claimed off waivers by the Winnipeg Jets on Feb. 27... Played his first game as a Winnipeg Jet on Mar. 5 vs. BUF... Earned his first point as a Jet on Mar. 9 at CGY... Extended his assist streak to two games on Mar. 14 vs. DAL... Recorded three assists with the Jets.

2010-11: Ranked second on CBJ in average time on ice (21:16) and was fourth among club defensemen in goals (4), assists (15) and points (19)... Played 19-or-more minutes in 27-of-31 games... Had goals in back-to-back games Jan. 14-15... Logged a career-high 26:26 of ice time Jan. 19 at FLA... Had assists in five-straight games Feb. 16-27... Had a season-high (tied) five shots on goal Mar. 17 vs. DET... Missed eight games Mar. 20 to Apr. 3 due to injury... Fired a season high (tied) five shots on goal Apr. 9 vs. BUF... Spent the first half of the season with Springfield (AHL)... Set a career high (tied) and ranked third (tied) among club defensemen in goals (5)... Tallied 4-2-6 during a season-best four-game point streak Dec. 3-11... Scored two goals Dec. 11 vs. Providence...

2009-10: Made his NHL debut and collected the first points of his NHL career with two assists (Andrew Murray and Antoine Vermette goals) Mar. 2 vs. VAN to become the first Blue Jackets player to record a multi-assist game in his NHL debut... Also became second Blue Jackets player to record a multi-point game in his NHL debut... Scored the first goal of his NHL career Mar. 27 vs. NYI (Dwayne Roloson)... Spent majority of the season with Syracuse (AHL)... Ranked fourth (tied) among Crunch defensemen in goals (5) and points (20) and ranked fifth (tied) in assists (15)... Collected three assists Dec. 28 at Houston.

2008-09: Played his first professional season with Syracuse... Tallied his first professional point with an assist Oct. 25 vs. Rochester... Scored his first professional goal Dec. 26 at Binghamton... Tallied the game-winning goal Jan. 23 vs. Toronto.

AMATEUR: Spent four seasons at Clarkson (ECAC)... **2007-08:** Played 39 games during his senior season at Clarkson... Led club defensemen in goals (5), assists (17) and points (22)... Was fifth (tied) overall on the team in points... Helped the Golden Knights win the ECAC regular season championship... Was named Second-Team RBK All-American, First-Team ECAC All-Star defenseman and was a NCAA East Regional Team selection... Boasted the best plus/minus rating among all ECAC players (+19)... Named to the ECAC Hockey All-Academic Team... Appeared in one playoff game for Syracuse... **2006-07:** Led Clarkson defensemen in goals (7), assists (tied) and points (19)... Helped the Golden Knights win the ECAC tournament championship... **2005-06:** Finished second among Clarkson defensemen in assists (17) and points (19)... Named to the ECAC weekly honor roll Oct. 17... **2004-05:** Led Golden Knights defensemen in points (13) during his freshman season... His first collegiate goal was the game-winner Oct. 17 vs. Wayne State.

CAREER TRANSACTIONS: Selected by Columbus in the ninth round, 271st overall, in the 2004 NHL Entry Draft... Claimed off waivers by the Winnipeg Jets on Feb. 27/12.

CAREER HIGHLIGHTS

First NHL Game: 3/2/10 vs. VAN

First NHL Goal: 3/27/10 vs. NYI (Roloson)

First NHL Assist: 3/2/10 vs. VAN

Most Goals, Game: 2, 11/10/11 vs. CHI

Most Assists, Game: 3, 10/25/11 vs. DET

Most Points, Game: 3, 10/25/11 vs. DET

Most Penalty Minutes, Game: 4 (2x), last - 3/19/13 vs. BOS

Most Shots, Game: 6 (2x), 4/22/13 at WSH

Most Time On Ice, Game: 28:00, 10/21/11 at DET

Longest Point Scoring Streak: 5 games, 2/16/11-2/27/11 (5A)

Longest Goal Scoring Streak: 2 games (3x), last - 11/5/11-11/10/11 (3G)

Longest Assist Streak: 5 games, 2/16/11-2/27/11 (5A)

Hat Tricks: None

Multiple-Point Games: 7 (1, 3-point; 6, 2-point)

Penalty Shots: 0-0, 0.0%

Shootout Attempts: 0-0, 0.0%

CAREER STATISTICS

Year	Team	League	REGULAR SEASON											PLAYOFFS				
			GP	G	A	PTS	PIM	+/−	PP	SH	GW	S	ATOI	GP	G	A	PTS	PIM
2004-05	Clarkson	ECAC	39	2	11	13	36	-	-	-	-	-	-	-	-	-	-	-
2005-06	Clarkson	ECAC	34	2	17	19	20	-	-	-	-	-	-	-	-	-	-	-
2006-07	Clarkson	ECAC	38	7	12	19	38	-	-	-	-	-	-	-	-	-	-	-
2007-08	Clarkson	ECAC	39	5	17	22	28	-	-	-	-	-	-	-	-	-	-	-
2008-09	Syracuse	AHL	-	-	-	-	-	-	-	-	-	-	-	1	0	0	0	0
	Syracuse	AHL	73	4	15	19	74	-4	-	-	-	-	-	-	-	-	-	-
2009-10	Syracuse	AHL	64	5	15	20	42	-7	-	-	-	-	-	-	-	-	-	-
2010-11	Columbus	NHL	11	1	2	3	6	0	0	0	0	7	14:44	-	-	-	-	-
	Springfield	AHL	32	5	10	15	22	-6	-	-	-	-	-	-	-	-	-	-
2011-12	Columbus	NHL	31	4	15	19	16	2	2	0	0	50	21:16	-	-	-	-	-
	Columbus	NHL	51	4	10	14	24	-6	1	0	1	74	17:01	-	-	-	-	-
2012-13	Winnipeg	NHL	12	0	3	3	8	-3	0	0	0	13	16:54	-	-	-	-	-
	Winnipeg	NHL	44	4	12	16	18	10	2	0	0	56	18:50	-	-	-	-	-
NHL Totals (4 seasons)			149	13	42	55	72	3	5	0	1	200	-	-	-	-	-	-
Jets Totals (2 seasons)			56	4	15	19	26	7	2	0	0	69	-	-	-	-	-	-





TOBY
ENSTROM
DEFENCE

HEIGHT: 5-10 WEIGHT: 175
SHOOTS: LEFT
BORN: NOVEMBER 5, 1984
NORDINGRA, SWEDEN

CAREER VS NHL

TEAM	GP	G	A	PTS
ANAHEIM	4	0	4	4
BOSTON	19	2	9	11
BUFFALO	20	3	13	16
CALGARY	4	2	1	3
CAROLINA	30	2	13	15
CHICAGO	5	1	2	3
COLORADO	8	1	3	4
COLUMBUS	5	1	1	2
DALLAS	4	0	2	2
DETROIT	5	0	4	4
EDMONTON	5	0	3	3
FLORIDA	33	1	16	17
LOS ANGELES	4	0	2	2
MINNESOTA	5	0	3	3
MONTREAL	22	1	11	12
NASHVILLE	7	0	2	2
NEW JERSEY	18	1	7	8
N.Y. ISLANDERS	20	2	11	13
N.Y. RANGERS	19	0	7	7
OTTAWA	21	3	11	14
PHILADELPHIA	21	1	5	6
PHOENIX	4	0	4	4
PITTSBURGH	22	0	8	8
SAN JOSE	4	0	1	1
ST. LOUIS	7	1	4	5
TAMPA BAY	32	5	12	17
TORONTO	20	6	5	11
VANCOUVER	5	0	1	1
WASHINGTON	29	3	18	21
WINNIPEG	0	0	0	0
TOTALS	402	36	183	219

2012-13: Recorded his first point (1A) on Jan. 19 vs. OTT... Recorded his first multipoint game (3A) on Jan. 22 at WSH... Scored his first goal of the season on Jan. 31 at FLA... Scored his second goal of the season and added two assists on Feb. 1 at TB... Recorded an eight-game point streak (2G, 10A) from Jan. 22 to Feb. 7, tying Evander Kane for the Jets' longest of the season... After missing 19 games due to injury, returned to score a goal in each of the next two games on Mar. 24 vs. TB and Mar. 26 at CAR... Played in his 400th career NHL game on Apr. 4 at MTL... Scored two game winning goals which stands as a career-high... Had a pair of three-point games, tying for second-most among all NHL defencemen despite playing in 22 games... Currently the Jets' active franchise leader in assists (183) and points by defencemen (219).

2011-12: Tallied 33 points (6G, 27A) in 62 games for the Jets... Played his first game as a Winnipeg Jet on Oct. 9 vs. MTL... Recorded his first point with the Jets on Oct. 15 at PHO assisting on a goal by Andrew Ladd... Recorded his first goal with the Jets on Oct. 19 at TOR, scoring the team's first ever power play goal... Posted a season high 31:05 time on ice on Oct. 19 at TOR, marked the fourth time in Enstrom's career he played more than 30:00 in a game... Passed Dany Heatley for fifth on the franchise all-time scoring list on Jan. 4 at MTL... Scored the game-winner on Jan. 19 vs. BUF... Scored his sixth goal of the season and added an assist on Apr. 5 at NYI.

2010-11: Played in a franchise-record 296 consecutive games from Oct. 5, 2007 to Jan. 22, 2011... Tied his career-high with three assists on Jan. 2 at MTL... Passed Marian Hossa for third place in franchise history with his 141st assist on Feb. 17 at PHX (also his 300th career NHL game)... Led the team with 41 assists (tied for seventh among NHL defencemen) and ranks third with 51 points... One of five NHL defencemen with at least 10 goals and 40 assists... Leads the team in average ice time with 23:41.

2009-10: Tallied a career-high 50 points (6G, 44A) in 82 games for the Thrashers... Set career-highs in goals, assists and shots (109)... Set a new franchise record for most assists by a defenseman in a single season... Tied for sixth among league defencemen in points and ranked fourth in assists... Led the team in power play assists (17) and tied for second in power play points (19)... Appeared in his 200th career game on Dec. 23 at BOS... Earned his 100th career point on Dec. 28 at NJ... Matched his career-high for points/assists (3A) for the second time this season on Jan. 2 at NYI... Tallied his 100th career assist on Mar. 18 vs. BUF... Earned two assists and a plus-three rating in four games for Sweden at the 2010 Winter Olympics.

2008-09: Recorded 32 points (5G, 27A) in 82 games for the Thrashers... Led the team with a career-high plus-14 rating and 23:31 of average ice time per game... Ranked second among team defencemen in points and assists... Earned five points (1G, 4A) during a three-game point streak from Nov. 2 - Nov. 7... Took a career-high five shots on Feb. 11 vs. CHI... Scored the first shorthanded goal of his career and added a shorthanded assist on Feb. 24 vs. COL... Recorded a three-game point streak from Mar. 12 - Mar. 16, earning five points (1G, 4A) during that stretch... Tied his career-high with three points (1G, 2A) on Mar. 28 vs. OTT... Finished the season with 20 points (4G, 16A) in his final 22 games.

2007-08: One of three Thrashers (Holik and Kozlov) to appear in all 82 games, recording 38 points (5G, 33A)... Set a new franchise record for the most assists by a defenseman and tied the team record for most points by a defenseman... Led the Thrashers and all NHL rookies, and established a new franchise rookie record with 24:28 of ice time per game... Ranked first in the NHL in power play ice time per game with 5:44... Led all NHL rookie defencemen in points and assists... Tied for the league lead among rookies with 22 power play assists and tied for fourth among first-year players with four power play goals... Led the Thrashers in power play assists and was second with 26 power play points... Earned his first-career point (1A) on Oct. 6 at TB... Scored his first-career NHL goal on Oct. 23 at TOR... Appeared in the 2008 NHL YoungStars Event on Jan. 26.

EUROPEAN CAREER: Played eight seasons with the MoDo organization, beginning with the club's Under-18 team in 1999-00. Tallied 64 points (17G, 47A) and 146 penalty minutes in 226 games over five seasons in the Swedish Elite League... **2006-07:** Tied for eighth among Swedish Elite League defencemen, led his team's defencemen and was tied for fourth overall on his team with 28 points (7G, 21A) in a career-best 55 games with MoDo... Led MoDo to the Swedish Elite League title with 12 points (1G, 11A) in 20 post-season contests... Led MoDo defencemen in goals... **2005-06:** Ranked third among MoDo defencemen with four goals and 11 points in 47 games... **2004-05:** Registered 14 points (4G, 10A) in 49 games for MoDo... Led team defencemen in assists and was tied for the lead in points... **2003-04:** Registered five points (1G, 4A) and six penalty minutes in 33 games with MoDo... **2002-03:** Recorded six points (1G, 5A) in 42 games with MoDo during his first Swedish Elite League season ... Named the Swedish Elite League Rookie of the Year.

INTERNATIONAL CAREER: Has represented Sweden in international competition six times... Played in four games during the 2010 Winter Olympics in Vancouver, tallying two assists and a plus-three rating... Appeared in two games with Sweden during the 2009 IIHF World Championships before suffering an injury... Helped Sweden to a fourth-place finish with a 6-3-0 record at the 2007 World Championships in Moscow... Recorded two assists in nine games... Member of the Swedish team at the 2004 World Junior Championships in Finland and tallied two assists in six games... Played for Sweden at the 2003 World Junior Championships... Member of the Swedish team at the 2002 Under-18 World Championships.

CAREER TRANSACTIONS: Selected by Atlanta in the eighth round, 239th overall, in the 2003 NHL Entry Draft.

CAREER HIGHLIGHTS

First NHL Game: 10/5/07 vs. WSH

First NHL Goal: 10/23/07 at TOR (Toskala)

First NHL Assist: 10/6/07 at TB

Most Goals, Game: 2 (2x), last - 12/30/10 vs. BOS

Most Assists, Game: 3 (5x), last - 1/22/13 at WSH

Most Points, Game: 4, 12/20/10 at TOR (2G, 2A)

Most Penalty Minutes, Game: 6, 12/26/10 vs. TB

Most Shots, Game: 6 (4x), last - 2/14/12 vs. NYI

Most Time On Ice, Game: 33:39, 3/7/08 vs. MIN

Longest Point Scoring Streak: 8 games, 1/22/13-2/5/13 (2G, 10A)

Longest Goal Scoring Streak: 3 games, 1/16/12-1/19/12 (3G)

Longest Assist Streak: 6 games, 12/12/09-12/21/09 (9A)

Hat Tricks: None

Multiple-Point Games: 39 (1, 4-point; 8, 3-point; 30, 2-point)

Penalty Shots: 0-0, 0.0%

Shootout Attempts: 0-1, 0.0%

CAREER STATISTICS

Year	Team	League	GP	REGULAR SEASON										PLAYOFFS				
				G	A	PTS	PIM	+/–	PP	SH	GW	S	ATOI	GP	G	A	PTS	PIM
1999-00	MoDo	Sweden U-18	3	0	0	0	0	-	-	-	-	-	-	-	-	-	-	-
2000-01	MoDo	Sweden U-18	16	7	6	13	18	-	-	-	-	-	-	-	-	-	-	-
	MoDo	Sweden Jr.	1	0	0	0	0	-	-	-	-	-	-	-	-	-	-	-
2001-02	MoDo	Sweden Jr.	21	1	7	8	10	-	-	-	-	-	-	2	1	1	2	2
2002-03	MoDo	Sweden Jr.	7	4	6	10	31	-	-	-	-	-	-	-	-	-	-	-
	MoDo	Sweden	42	1	5	6	16	-	-	-	-	-	-	6	0	1	1	4
2003-04	MoDo	Sweden	33	1	4	5	6	-	-	-	-	-	-	6	1	1	2	2
2004-05	MoDo	Sweden	49	4	10	14	24	-	-	-	-	-	-	2	0	0	0	0
2005-06	MoDo	Sweden	47	4	7	11	48	-	-	-	-	-	-	4	0	1	1	25
2006-07	MoDo	Sweden	55	7	21	28	52	-	-	-	-	-	-	20	1	11	12	37
2007-08	Atlanta	NHL	82	5	33	38	42	-5	4	0	0	105	24:28	-	-	-	-	-
2008-09	Atlanta	NHL	82	5	27	32	52	14	2	1	1	86	23:31	-	-	-	-	-
2009-10	Atlanta	NHL	82	6	44	50	30	-5	2	0	0	109	22:16	-	-	-	-	-
2010-11	Atlanta	NHL	72	10	41	51	54	-10	6	0	0	113	23:41	-	-	-	-	-
2011-12	Winnipeg	NHL	62	6	27	33	38	6	2	0	1	94	23:50	-	-	-	-	-
2012-13	Winnipeg	NHL	22	4	11	15	8	-8	1	0	2	21	22:31	-	-	-	-	-
NHL/Jets Totals (6 seasons)				402	36	183	219	224	-8	17	1	4	528	-	-	-	-	-



1X239-099 - NHL/GETTY IMAGES



MICHAEL FROLIK
RIGHT WING

HEIGHT: 6-1 WEIGHT: 200
SHOOTS: LEFT
BORN: FEBRUARY 17, 1985
KLADNO, CZECH REPUBLIC

CAREER VS NHL

TEAM	GP	G	A	PTS
ANAHEIM	11	0	2	2
BOSTON	14	0	2	2
BUFFALO	11	4	4	8
CALGARY	10	1	3	4
CAROLINA	18	6	4	10
CHICAGO	3	1	1	2
COLORADO	10	1	2	3
COLUMBUS	14	1	2	3
DALLAS	12	0	4	4
DETROIT	14	1	5	6
EDMONTON	7	0	1	1
FLORIDA	4	0	1	1
LOS ANGELES	9	3	2	5
MINNESOTA	10	2	3	5
MONTREAL	13	4	1	5
NASHVILLE	15	2	4	6
NEW JERSEY	11	4	4	8
N.Y. ISLANDERS	11	1	7	8
N.Y. RANGERS	11	2	1	3
OTTAWA	8	1	3	4
PHILADELPHIA	11	4	7	11
PHOENIX	12	1	1	2
PITTSBURGH	12	1	6	7
SAN JOSE	10	0	0	0
ST. LOUIS	14	1	2	3
TAMPA BAY	18	2	3	5
TORONTO	12	5	3	8
VANCOUVER	10	2	1	3
WASHINGTON	17	6	6	12
WINNIPEG	17	5	5	10
TOTALS	349	61	90	151

2012-13: Played 45 games with the Blackhawks during the regular season... Recorded 10 points (3G, 7A) and eight penalty minutes... Played in 23 playoff games with the Blackhawks... Scored two goals in Game 2 of the Western Conference Quarterfinal Series vs. MIN... Earned a three-game assist streak in the final three games of the Stanley Cup Finals against the Bruins... Recorded an assist in the Stanley Cup Final against the Bruins... Won the Stanley Cup with the Bruins with a 3-2 victory over the Bruins on June 24.

2011-12: Notched 15 points (5G, 10A) in 62 regular-season games... Matched a career high with 32 blocked shots... Registered 55 hits, the second-most of his career... Tallied a season-high five shots on goal three times... Posted two multi-point outings, tallying a season-high two helpers against MIN on Jan. 12, and a goal and an assist on Oct. 29 against CBJ... Appeared in his 300th-career NHL contest at NSH on March 25... Registered an assist and a season-best +2 plus/minus rating on Oct. 18 at PHX... Missed two games (Nov. 18-19) due to injury... Shared second on the club with three points (2G, 1A) in four postseason appearances vs. PHX in the Western Conference Quarterfinals... Posted a postseason career-long three-game point streak (2G, 1A).

2010-11: Totaled 11 goals and a career-high 27 assists in 80 regular-season tilts with the Blackhawks and FLA... Registered five or more shots on goal 16 times, including four games with a season-high seven shots... Notched nine points (3G, 6A) in 28 regular-season contests with the Blackhawks after being acquired in February... Posted his first points in a Blackhawks uniform with a three-point effort (1G, 2A) on March 2 vs. CGY... Logged a season-high 21:10 of ice time for the Blackhawks on March 13 at WSH... At the time of his acquisition (Feb. 9) from FLA, he ranked second on the Panthers with 21 assists and 29 points (8G, 21A) in 52 regular-season tilts... Collected an assist for the 100th point of his NHL career on Nov. 20 at NYL... Registered goals in three straight games from Nov. 5-10... Compiled a five-game point streak (4G, 4A) from Oct. 30-Nov. 10... Tallied three points (1G, 2A) on Nov. 10 vs. TOR... Ranked second on the Blackhawks with five points (2G, 3A) in seven contests during the Western Conference Quarterfinals in his Stanley Cup Playoffs debut... Notched three points (1G, 2A) in Game 4 vs. VAN on April 19... Tied Game 6 on a penalty shot vs. Cory Schneider in the third period, the first player in Blackhawks franchise history to convert on a penalty shot in the postseason.

2009-10: Ranked second on FLA after matching a career-high 21 goals and shared third with 43 points while appearing in all 82 regular-season tilts with FLA... Finished third on the club with a career-best five powerplay goals... Paced FLA with 219 shots on goal... Third on the team with 41 takeaways... Tallied seven goals, 12 assists and a +9 rating in 20 games against Atlantic Division opponents... Recorded a career-best 12 multipoint games, including one three-point outing... Netted four goals over a season-long three-game point streak from March 3-9... Notched a pair of multi-goal games... Fired a career-high 9 SOG on Dec. 7 vs. EDM.

2008-09: Ranked third on FLA, set a career best with 21 goals and shared fourth with a career-high 45 points in 79 regular-season contests in his rookie campaign... Shared third on the club with a career-high +10 rating... Netted a career-high 2 GWG... Compiled two four-game point streaks during the year, the longest of his NHL career... Posted 11 multi-point efforts, including a trio of three-point outings.

2007-08: Capped his two-year career in the Quebec Major Junior Hockey League with 24 goals and 41 assists in 45 regular-season contests with Rimouski Oceanic... Tallied six points (2G, 4A) and 12 PIM in nine QMJHL postseason games.

2006-07: Made his North American debut with Rimouski, recording junior career bests with 31 goals, 42 assists and 73 points in 52 regular-season games.

2005-06: Notched nine points (2G, 7A) in 48 regular-season tilts with Kladno of the Czech Extraliga.

2004-05: Split the season across three levels of competition with the Czech Republic's HC Kladno, tallying 24 points (12G, 12A) in 42 regular-season games... Registered one assist in one postseason game with HC Kladno U18... Recorded 20 points (9G, 11A) and a +9 rating in 15 regular-season games with HC Kladno U20... Notched one assist in five playoff games... Posted four points (3G, 1A) and 6 PIM in 27 regular-season games with HC Kladno ... Skated in one postseason game.

INTERNATIONAL CAREER: Won a bronze medal with the Czech Republic at the 2012 World Championship, notching three points (2G, 1A) in 10 games... Recorded five points (3G, 2A) and a +4 rating in nine games at the 2011 World Championship for the bronze medal-winning Czech Republic squad... Posted five goals in six contests with the Czech Republic at the 2008 World Junior Championship in the Czech Republic... Registered six points (4G, 2A) in six games for the Czech Republic at the 2007 WJC in Sweden, a tournament that also featured teammates Patrick Kane (USA) and Jonathan Toews (CAN)... Tallied five points (2G, 3A) in seven outings with the Czech Republic at the 2006 U18 World Junior Championship in Sweden... Totaled one assist in six appearances with the Czech Republic at the 2006 WJC in Canada... Recorded four points (3G, 1A) in seven contests with the Czech Republic at the 2005 U18 World Championship in the Czech Republic... Posted four points (3G, 1A) in seven games with the Czech Republic at the 2005 WJC in Thief River Falls, Minn... held without a point in two outings with the Czech Republic in his international debut at the 2004 U18 World Championship in Belarus.

CAREER TRANSACTIONS: Traded to the Blackhawks with Alexander Salak by FLA in exchange for Jack Skille, Hugh Jessiman and David Pacan on Feb. 9, 2011. Selected by the Florida Panthers in the first round, 10th overall, in the 2006 NHL Entry Draft.

CAREER HIGHLIGHTS

First NHL Game: 10/11/08 vs. ATL

First NHL Goal: 11/20/08 at NJ (Cllemmenssen)

First NHL Assist: 11/9/08 at ANA

Most Goals, Game: 2 (5x), last - 3/25/13 at LAK

Most Assists, Game: 2 (15x), last - 1/12/12 vs. MIN

Most Points, Game: 3 (7x), last - 3/25/13 at LAK (2G, 1A)

Most Penalty Minutes, Game: 15, 12/5/09 vs. COL

Most Shots, Game: 9, 12/7/09 vs. EDM

Most Time On Ice, Game: 23:20, 12/7/09 vs. BOS

Longest Point Scoring Streak: 5 games, 11/3/10-11/10/11 (4G, 4A)

Longest Goal Scoring Streak: 3 games (3x), last - 11/5/10-11/10/10 (3G)

Longest Assist Streak: 4 games, 12/8/08-12/14/08 (4A)

Hat Tricks: None

Multiple-Point Games: 31 (0, 4-point; 7, 3-point; 24, 2-point)

Shootout Attempts: 2-13, 15.4%

CAREER STATISTICS

Year	Team	League	REGULAR SEASON												PLAYOFFS			
			GP	G	A	PTS	PIM	+/-	PP	SH	GW	S	ATOI	GP	G	A	PTS	PIM
2004-05	Kladno	Czech	27	3	1	4	6	-4	-	-	-	-	-	1	0	0	0	0
2005-06	Kladno	Czech	48	2	7	9	32	-8	-	-	-	-	-	-	-	-	-	-
2006-07	Rimouski Oceanic	QMJHL	52	31	42	73	40	0	-	-	-	-	-	-	-	-	-	-
20107-08	Rimouski Oceanic	QMJHL	45	24	41	65	22	13	-	-	-	-	-	9	2	4	6	12
2008-09	Florida	NHL	79	21	24	45	22	10	1	0	2	158						
2009-10	Florida	NHL	82	21	22	43	43	-4	5	0	1	219						
2010-11	Florida	NHL	52	8	21	29	16	2	1	0	1	158						
	Chicago	NHL	28	3	6	9	14	0	0	0	0	93		7	2	3	5	2
2011-12	Chicago	NHL	63	5	10	15	22	-10	0	0	0	117		4	2	1	3	0
2012-13	Chomutov Pirati	Czech	32	14	10	24	22	1										
	Chicago	NHL	45	3	7	10	8	5	0	0	1	98		23	3	7	10	6
NHL Totals (5 seasons)			349	61	90	151	125	3	7	0	5	843		34	7	11	18	8



14236099 - NHL/GETTY IMAGES



**MATT
HALISCHUK**
RIGHT WING

HEIGHT: 6-0 **WEIGHT:** 175
SHOOTS: RIGHT
BORN: JUNE 1, 1988
**TORONTO, ONTARIO
CANADA**

CAREER VS NHL

TEAM	GP	G	A	PTS
ANAHEIM	6	0	0	0
BOSTON	3	0	1	1
BUFFALO	2	0	0	0
CALGARY	10	3	2	5
CAROLINA	3	0	1	1
CHICAGO	10	3	4	7
COLORADO	11	3	4	7
COLUMBUS	12	4	0	4
DALLAS	8	1	2	3
DETROIT	14	0	2	2
EDMONTON	7	0	1	1
FLORIDA	1	0	0	0
LOS ANGELES	6	1	0	1
MINNESOTA	5	1	2	3
MONTREAL	1	0	0	0
NASHVILLE	-	-	-	-
NEW JERSEY	1	0	0	0
N.Y. ISLANDERS	3	1	0	1
N.Y. RANGERS	2	0	0	0
OTTAWA	3	0	0	0
PHILADELPHIA	5	0	1	1
PHOENIX	6	1	3	4
PITTSBURGH	1	0	0	0
SAN JOSE	6	0	0	0
ST. LOUIS	10	1	1	2
TAMPA BAY	3	0	1	1
TORONTO	2	1	1	2
VANCOUVER	10	2	2	4
WASHINGTON	4	1	0	1
WINNIPEG	2	2	1	3
TOTALS	157	25	29	54

2012-13: Set a career high in average ice time (11:57)... Led the team in road plus/minus rating (+4)... Posted eight (3G, 5A) of his 11 points (5G, 6A) on the road, meaning 27 (13G, 14A) of his 39 points (20G, 19A) from 2011-13 came on the road (69 percent)... Notched his first career two-goal/three-point game on Apr. 19 at Chicago... Returned from a two-game conditioning assignment with Milwaukee (AHL) on Mar. 12 to post 10 (5G, 5A) of his 11 points (5G, 6A) in his last 20 games of the season... Sustained a shoulder injury in the second-to-last game of the season (Apr. 25 vs. Detroit) that required offseason surgery.

2011-12: Had the lowest average ice time (11:15) among NHLers who scored at least 13 goals (15)... Tied for third on the team in even-strength goals (15), and ranked third on the Predators in shooting percentage (15.3)... Tied for third among Nashville forwards in plus/minus rating (+9)... Recorded 19 (10G, 9A) of his 28 points (5G, 13A) on the road and paced the team in road plus/minus (+9)... Played his 100th career game on Feb. 4 vs. St. Louis... Suited up for five of the team's 10 games, recording an assist in Game One of the WCQ vs. Det.

2010-11: Recalled from Milwaukee (AHL) on three occasions (Jan. 16, Jan. 31 and Feb. 25)... Led Nashville rookies in points (4G, 8A)... Scored his first career game-winning goal on Apr. 8 vs. Columbus, a game which clinched a playoff spot for the Predators... Made his Predators debut on Jan. 16 at Chicago, and recorded his first career multi-point/assist performance (2A) the next game on Jan. 18 at Phoenix... Reassigned to Milwaukee following the completion of Nashville's playoff run. Recorded two points in his lone Calder Cup Playoff contest (1G, 1A)... Tied for the team lead in shooting percentage (28.6)... Made his playoff debut in Game One of the WCQ vs. Anaheim and scoring his first postseason goal in Game Three of the series... Scored at 14:51 of double overtime in Nashville's 2-1 victory in Game Two of the WCS at Vancouver, ending the longest game in franchise history and tying the series at 1-1.

CAREER NOTES: Suited up for 20 of New Jersey's first 26 games of 2009-10, before being reassigned to Lowell (AHL) for the remainder of the season on Dec. 5 ... Posted an assist in his NHL debut on Oct. 29, 2008 in his hometown of Toronto... Ranked fifth on the 2008-09 Lowell Devils in goals (14).

AMATEUR: Helped Kitchener (OHL) win the 2008 Ontario Hockey League title and reach the Memorial Cup (along with current Predator Nick Spaling)... Named a 2007-08 First-Team OHL All-Star... Voted the Most Sportsmanlike Player of the 2008 Memorial Cup... Ranked second in goals (5) and points (9) at the 2008 Memorial Cup... Tied for the OHL lead in goals (16) game-winning goals (5) and power-play goals (8) during the 2008 playoffs, and ranked fourth in points (32)... Also tied for fifth in 2008 postseason assists (16) and tied for sixth in postseason power-play helpers (7)... Participated in the 2007 Subway Super Series... Scored the overtime game-winning goal in the Gold Medal Game of the 2008 World Junior Championships, helping Canada top Sweden, 3-2. Posted four points (1G, 3A) in seven tournament games... Ranked second on the 2006-07 Kitchener Rangers in goals (33) and points (62)... Tied for 10th in the OHL in shorthanded markers (4) in 2006-07... Spent his first two OHL campaigns (2004-05 and 2005-06) with the Toronto St. Michael's Majors, amassing 37 points (16G, 21A) in 91 games... Played for Team Ontario at the 2005 World U-17 Hockey Challenge.

TRANSACTIONS: Acquired from New Jersey along with a second-round selection in the 2011 Entry Draft (Magnus Hellberg) for forward Jason Arnott on June 19, 2013. Selected by the New Jersey Devils in the fourth round, 117th overall, in the 2007 NHL Entry Draft.

CAREER HIGHLIGHTS

First NHL Game: 10/29/08 vs. TOR

First NHL Goal: 11/14/09 at DAL (Turco)

First NHL Assist: 11/27/09 at BOS

Most Goals, Game: 2, 4/19/13 at CHI

Most Assists, Game: 2, 1/18/11 at PHX

Most Points, Game: 3, 4/19/13 at CHI (2G, 1A)

Most Penalty Minutes, Game: 10, 10/31/11 at CHI

Most Shots, Game: 4 (7x), last - 4/19/13 at CHI

Most Time On Ice, Game: 19:34, 2/19/12 at DAL

Longest Point Scoring Streak: 4 games (2x), last - 1/23/12-2/2/12 (2G, 3A)

Longest Goal Scoring Streak: 2 games (4x), last - 4/19/13-4/23/13 (3G)

Longest Assist Streak: 3 games (3x), last 3/12/13-3/15/13 (3A)

Hat Tricks: None

Multiple-Point Games: 6 (0, 4-point; 1, 3-point; 5, 2-point)

Penalty Shots: 0-0, 0.0%

Shootout Attempts: 0-2, 0.0%

CAREER STATISTICS

Year	Team	League	REGULAR SEASON												PLAYOFFS				
			GP	G	A	PTS	PIM	+/-	PP	SH	GW	S	ATOI	GP	G	A	PTS	PIM	
2004-05	Toronto St. Michael's	OHL	30	3	3	6	4	-6											
	St. Michael's	OPJHL	17	5	11	16	8												
2005-06	Toronto St. Michael's	OHL	61	13	18	31	16	-2						4	1	1	2	0	
2006-07	Kitchener	OHL	67	33	33	66	20	11						9	4	1	5	10	
2007-08	Kitchener	OHL	40	13	46	59	16							20	16	16	32	0	
2008-09	Lowell	AHL	47	14	15	29	10	-8											
	New Jersey	NHL	1	0	1	1	0	-1	0	0	0	0							
2009-10	New Jersey	NHL	20	1	1	2	2	-4	0	0	0	22							
	Lowell	AHL	32	11	11	22	2	6						1	0	0	0	0	
2010-11	Milwaukee	AHL	37	11	12	23	12	6						1	1	1	2	0	
	Nashville	NHL	27	4	8	12	2	5	0	0	1	29		12	2	0	2	0	
2011-12	Nashville	NHL	73	15	13	28	27	9	0	0	2	96		5	0	1	1	4	
2012-13	Nashville	NHL	36	5	6	11	10	1	0	0	1	51							
	Milwaukee	AHL	2	2	1	3	0	0											
NHL/Jets Totals (5 seasons)			157	25	29	54	41						17	2	1	3	4		





**OLLI
JOKINEN**
CENTRE

HEIGHT: 6-3 WEIGHT: 205
SHOOTS: LEFT
BORN: DECEMBER 5, 1978
KUOPIO, FINLAND

CAREER VS NHL

TEAM	GP	G	A	PTS
ANAHEIM	28	6	13	19
BOSTON	41	14	12	26
BUFFALO	39	9	11	20
CALGARY	17	5	7	12
CAROLINA	59	22	37	59
CHICAGO	27	8	13	21
COLORADO	31	10	14	24
COLUMBUS	24	4	10	14
DALLAS	34	10	8	18
DETROIT	28	9	5	14
EDMONTON	35	4	17	21
FLORIDA	14	4	4	8
LOS ANGELES	25	6	5	11
MINNESOTA	28	8	7	15
MONTREAL	43	12	19	31
NASHVILLE	28	4	17	21
NEW JERSEY	43	9	9	18
N.Y. ISLANDERS	38	8	15	23
N.Y. RANGERS	39	9	9	18
OTTAWA	44	11	18	29
PHILADELPHIA	46	11	9	20
PHOENIX	26	8	4	12
PITTSBURGH	46	18	18	36
SAN JOSE	29	10	7	17
ST. LOUIS	30	4	10	14
TAMPA BAY	58	26	27	53
TORONTO	45	15	19	34
VANCOUVER	30	2	6	8
WASHINGTON	58	16	17	33
WINNIPEG	54	17	31	48
TOTALS	1087	299	398	697

2012-13: Appeared in his first game as a Jet on Jan. 19 vs. OTL... Recorded his first point with the Jets with an assist in overtime on Jan. 27 vs. NYL... Scored his first goal as a Jet and added an assist on Jan. 29 at MTL... Had a season-best three-game point streak (2G, 2A) from Jan. 27 to Jan. 31... Scored two goals in the second period on Feb. 26 at NYR... Scored his first goal at MTS Centre on Mar. 30 vs. CAR.

2011-12: Netted his first goal of the season for Calgary on opening night Oct.8 vs. PIT... Had points (1G, 4A) in the first five games of the season with an assist on Oct. 18... Played his 1,000th career game on Jan. 1 at NSH... Registered his seventh career hat-trick and added an assist on Feb. 8 at SJS... Hit the 50 point plateau for the eighth consecutive season with the game tying goal against his former team (PHX) on Feb. 23... Played in all 82 games in 2011-12, marking the sixth time he's played the entire season in his NHL career... **2010-11:** Third on the Flames in assists (37) and points (54)... Scored his first goal of the season and added an assist on Oct. 28 vs. COL... Played in his 900th career game on Nov. 26 at PHI... Had his fifth multi-point game with a pair of assists on Jan. 11 at CAR... Scored the game-winner in the shootout on Jan. 15 at TOR... Had a pair of assists on Jan. 17 at MTL... **2009-10:** Earned 35 points (11G, 24A) to go along with 53 penalty minutes in 56 games as a Flame... Played in his 800th career game Oct. 1 vs. VAN... Earned his 300th career NHL assist Dec. 28 at EDM... Traded to the NYR on Feb. 1... Notched overtime goal, his 250th career NHL goal, and added an assist Feb. 12 at PIT... **2008-09:** Recorded a goal and an assist in his Coyotes debut on Oct. 11 vs. CBJ... Returned from the IR and scored two goals on Dec. 10 at DAL... Notched his sixth career hat trick on Feb. 21 at LAK... Traded to the Flames on Mar. 4... Played in his first career NHL playoff game on Apr. 16 at CHI... Registered his first playoff point (assists) on Apr. 18 at CHI... Scored his first two playoff goals, added an assist for a three point night and was a team high +4, on Apr. 22 vs. CHI... **2007-08:** Appeared in all 82 games for Florida, recording 71 points (34G, 37A) and 67 PIM... Led the Panthers in goals (34), assists (37), and points (71)... Ranked third in the NHL in power-play goals (18) and shots (341)... Was the team's leading scorer for the fifth straight season... Served as Florida's team captain for fourth consecutive season... Became the franchise's all-time leader in goals (188), assists (231), points (419) and consecutive games played (376)... Played in his 700th career NHL game vs. NYR on Mar. 14... **2006-07:** Completed his ninth NHL season, sixth with Florida and served as team captain for the third consecutive year... Recorded 91 points (39G, 52A) and 78 PIM... Was one of six Panthers to play in all 82 games... Led the team in GWG (8), and posted career-highs to lead the team in goals (39), assists (52) and points (91)... Was one of only three NHL players to record three hat-tricks during the season... Scored a goal and an assist Oct. 6 vs. BOS to surpass 300 points in his career... **2005-06:** Led the team and posted career-highs in goals scored (38), assists (51), points (89), PPG (14) and GWG (9)... Led the NHL with four OT goals, and was third in the NHL with nine GWG... **2004-05:** Appeared in 14 contests with HIFK-Helsinki (Finland), recording 17 points (9G, 8A) and 10 PIM... Skated in eight games with Kloten (Swiss), collecting 17 points (6G, 1A) with 14 PIM... Appeared in 23 games with Sodertalje (Sweden), and posted 22 points (13G, 9A) and 52 PIM... **2003-04:** Completed his seventh NHL season, fourth with Florida, posting 26 goals, a career-high 32 assists and 58 points with 81 PIM in 82 games... Served as the team captain - his first NHL captaincy... Led all Finnish-born NHL players in scoring... Led club in goals (26), assists (32), points (58), PPG (8), SHG (2) and GWG (8)... Ranked second among all NHL forwards in TOI/game (22:34)... One of two Panthers (Lyle Odelein) to appear in all 82 games... **2002-03:** Completed his sixth NHL season, third with Florida, posting 65 points (36G, 29A) and 79 PIM in 81 games... **2001-02:** Registered 29 points (9G, 20A) and 98 penalty minutes in 80 games with Florida... **2000-01:** Recorded 16 points (6G, 10A) with career-high 106 penalty minutes in 78 games with Florida... Played in 200th career NHL game Jan. 20 at PHI... **1999-00:** Played all 82 games for the Islanders, collecting 21 points (11G, 10A)... Played in his 100th NHL game at OTT, Dec. 11... **1998-99:** Named NHL Rookie of the Month for November, posting eight points (4G, 4A) in 11 games... Recorded first NHL point Nov. 5 with an assist vs. STL... Scored first NHL goal and recorded first multi-point game (1G, 1A) Nov. 10 at CGY... **1997-98:** Made his NHL debut at PIT, Oct. 1... Assigned to HIFK in the Finnish Elite League Nov. 6 for the remainder of the season... **1996-97:** Was the youngest player on his team, HIFK, during his rookie season in the Finnish Elite League.

INTERNATIONAL CAREER: Tied for second on the Finnish team in goals (3) and points (4) at the 2010 Winter Olympic Games and captured a bronze medal... Recorded five points (1G, 4A) in eight games and won a bronze medal with Finland at the 2008 IIHF World Championships... Helped Finland reach the finals in the 2004 World Cup of Hockey, posting two goals and an assist in six games... Skated in seven contests with Team Finland in the 2005 IIHF World Championships, registering five points (1G, 4A)... Posted three points (1G, 2A) in seven games for host Finland at the 2003 IIHF World Championships... Collected two goals and an assist in four games with Finland at the 2002 Winter Olympics in Salt Lake City... Recorded two points (1G, 1A) in nine games with Finland at the 2002 IIHF World Championships in Sweden... Posted a goal and three assists in nine games for bronze medal-winning Finland at the 2000 IIHF World Championships in St. Petersburg, Russia... Played in the 1998 IIHF World Junior Championships in Helsinki, Finland and tied for the tournament scoring title with Jeff Farkas of the U.S., collecting 10 points (4G, 6A) in seven games for gold medal-winning Finland... Was named the First-Team All-Star Center... Represented Finland in the 1997 IIHF World Championships, tying for second on the team in scoring with six points (4G, 2A) in eight games... Played for Finland in the 1996 IIHF World Championships, scoring five goals.

CAREER TRANSACTIONS: Selected by Los Angeles in the first round, third overall, in the 1997 NHL Entry Draft... Traded to New York Islanders with Josh Green, Mathieu Biron and 1st round selection (Taylor Pyatt) for Zigmund Palffy, Bryan Smolinski, Marcel Cousineau and 4th round selection (previously acquired from the New Jersey Devils - Daniel Johansson) on June 19, 1999... Traded to Florida with Roberto Luongo for Mark Parrish and Oleg Kvasha on June 24, 1999... Traded to Phoenix Coyotes for Keith Ballard and Nick Boynton on June 20, 2000... Traded with a 3rd round selection to Calgary for Matthew Lombardi, Brandon Prust and first round selection in 2009 or 2012 on Mar. 4, 2009... Traded to the New York Rangers with Brandon Prust on Feb. 1, 2010 for Ales Kotalik and Christopher Higgins. Signed as an unrestricted free agent by the Calgary Flames on July 1, 2010... Signed as an unrestricted free agent by the Winnipeg Jets on July 1, 2012.

CAREER HIGHLIGHTS

First NHL Game: 10/01/97 at PIT

First NHL Goal: 11/10/98 at CAL (Giguere)

First NHL Assist: 11/05/98 vs. STL

Most Goals, Game: 3 (7x), last - 2/8/12 at SJS

Most Assists, Game: 4, 3/17/07 vs. NYI

Most Points, Game: 6, 3/17/07 vs. NYI (2G, 4A)

Most Penalty Minutes, Game: 21, 11/11/03 vs. TB

Most Shots, Game: 13, 1/27/06 vs. NJ

Most Time On Ice, Game: 28:55, 11/26/03 vs. NYR

Longest Point Scoring Streak: 10 games, 12/13/05-1/1/06 (6G, 10A)

Longest Goal Scoring Streak: 5 games (2x), last - 2/2/08-2/10/08 (5G)

Longest Assist Streak: 8 games, 12/17/05-1/1/06 (8A)

Hat Tricks: 7, last - 2/8/012 at SJS (3G, 1A)

Multiple-Point Games: 168 (7, 4-point; 40, 3-point; 121, 2-point)

Penalty Shots: 1-2, 50.0%, last - 2/11/11 vs. ANA (McElhinney) - no goal

Shootout Attempts: 18-51, 36.3%

CAREER STATISTICS

Year	Team	League	GP	G	A	REGULAR SEASON											PLAYOFFS				
						PTS	PIM	+/-	PP	SH	GW	S	ATOI	GP	G	A	PTS	PIM			
1995-96	KalPa Kuopio	SM-ligga	15	1	1	2	2	-	-	-	-	-	-	-	-	-	-	-	-		
1996-97	HIFK Helsinki	SM-ligga	50	14	27	41	88	14	-	-	-	-	-	-	-	-	-	-			
1997-98	HIFK Helsinki	SM-ligga	30	11	28	39	32	0	-	-	-	-	-	-	9	7	2	9			
1998-99	Los Angeles	NHL	8	0	0	0	6	-5	0	0	0	12	14:32	-	-	-	-	-			
	Springfield	AHL	9	3	6	9	6	-1	-	-	-	-	-	-	-	-	-	-			
	Los Angeles	NHL	66	9	12	21	44	-10	3	1	1	87	14:41	-	-	-	-	-			
1999-00	New York Islanders	NHL	82	11	10	21	80	0	1	2	3	138	16:14	-	-	-	-	-			
2000-01	Florida	NHL	78	6	10	16	106	-22	0	0	0	121	13:23	-	-	-	-	-			
2001-02	Florida	NHL	80	9	10	29	98	-16	3	1	0	153	18:05	-	-	-	-	-			
2002-03	Florida	NHL	81	36	29	65	79	-17	13	3	6	240	22:01	-	-	-	-	-			
2003-04	Florida	NHL	82	26	32	58	81	-16	8	2	8	280	22:34	-	-	-	-	-			
2004-05	Kloten	Swiss-A	8	6	1	7	14	-	-	-	-	-	-	-	-	-	-	-			
	Sodertalje SK	SEL	23	13	9	22	52	-5	-	-	-	-	-	-	-	-	-	-			
	HIFK Helsinki	SM-ligga	14	9	8	17	10	8	-	-	-	-	-	5	2	0	2	24			
	Florida	NHL	82	38	51	89	88	14	14	1	9	351	20:29	-	-	-	-	-			
2006-07	Florida	NHL	82	39	52	91	78	18	9	1	8	351	20:31	-	-	-	-	-			
2007-08	Florida	NHL	82	34	37	71	67	-19	18	0	5	341	19:54	-	-	-	-	-			
2008-09	Phoenix	NHL	87	21	21	42	49	-5	6	2	2	169	18:09	-	-	-	-	-			
	Calgary	NHL	19	8	7	15	18	-7	3	0	1	67	21:02	6	2	3	5	4			
	Calgary	NHL	56	11	24	35	53	2	2	0	2	162	18:30	-	-	-	-	-			
	New York Rangers	NHL	26	4	11	15	22	1	1	0	1	74	16:28	-	-	-	-	-			
2010-11	Calgary	NHL	79	17	37	54	44	-17	5	0	1	208	17:46	-	-	-	-	-			
2011-12	Calgary	NHL	82	23	38	61	54	-12	9	0	5	223	18:57	-	-	-	-	-			
2012-13	Winnipeg	NHL	45	7	7	14	14	-19	0	0	0	85	17:07	-	-	-	-	-			
NHL Totals (14 seasons)			1087	299	398	697	981	-130	95	13	52	3062		6	2	3	5	4			
Jets Totals (1 season)			45	7	7	14	14	-19	0	0	0	85		-	-	-	-	-			



6177734 - NHL/GETTY IMAGES



EVANDER KANE

CENTRE

HEIGHT: 6-2 WEIGHT: 195
SHOOTS: LEFT
BORN: AUGUST 2, 1991
VANCOUVER, BRITISH COLUMBIA
CANADA

CAREER VS NHL

TEAM	GP	G	A	PTS
ANAHEIM	3	0	2	2
BOSTON	13	6	2	8
BUFFALO	14	1	4	5
CALGARY	2	1	2	3
CAROLINA	17	7	10	17
CHICAGO	3	2	1	3
COLORADO	5	3	2	5
COLUMBUS	3	0	0	0
DALLAS	3	1	0	1
DETROIT	3	0	2	2
EDMONTON	3	1	1	2
FLORIDA	21	8	5	13
LOS ANGELES	3	3	1	4
MINNESOTA	4	3	1	4
MONTREAL	14	1	6	7
NASHVILLE	4	0	1	1
NEW JERSEY	15	6	2	8
N.Y. ISLANDERS	15	2	3	5
N.Y. RANGERS	12	6	4	10
OTTAWA	14	3	2	5
PHILADELPHIA	12	5	9	14
PHOENIX	3	0	2	2
PITTSBURGH	13	2	5	7
SAN JOSE	3	2	0	2
ST. LOUIS	5	1	3	4
TAMPA BAY	19	3	4	7
TORONTO	12	3	0	3
VANCOUVER	3	0	1	1
WASHINGTON	20	10	4	14
WINNIPEG	0	0	0	0
TOTALS	261	80	79	159

2012-13: Recorded his first goal and assist of the season on Jan. 22 at WSH... Recorded a career-high four-game goal scoring streak (5G) from Feb. 21 to Feb. 26... Matched his career best eight-game point streak (6G, 4A) from Feb. 12 to Feb. 26... Eight-game point streak tied Toby Enstrom for Winnipeg's longest point streak this season... Recorded a career-high 10 shots on goal on Mar. 10 at NJ... Scored his 12th goal of the season on Mar. 19 vs. BOS moving him into 10th place in franchise scoring with 147 points... Recorded four points (1G, 3A) on Mar. 26 at CAR, the most by a Jets player in one game in 2012-13... Played in his 250th career game on Apr. 1 at NYR... Scored two goals on Apr. 11 vs. FLA... Ranked second in the NHL in shots on goal with 190... Finished first on the Jets in hits with 147.

2011-12: Tallied a career-high 57 points (30G, 27A) after 74 games with the Jets... Played his first game as a Winnipeg Jet on Oct. 9 vs. MTL... Scored his first goal as a Jet on Oct. 22 vs. CAR... Scored two goals, his first multi-goal game of the season on Oct. 31 at FLA... Attempted and missed a penalty shot on Nov. 3 at NYI... Scored the game-winner in overtime on Dec. 29 vs. LAK... Earned his 100th NHL point with an assist on Jan. 7 at BUF... Scored two goals, added an assist, and notched the shootout winner on Feb. 16 at MIN... Scored two goals and added two assists for a four-point night on Mar. 1 vs. FLA... Played in his 200th NHL game and scored a goal on Mar. 9 at CGY... Scored his 30th goal of the season on Apr. 3 vs. FLA... At 20 years old, the NHL's youngest 30-goal scorer in 2011-12.

2010-11: Ranked third on the team with 19 goals and second with 228 shots on goal... Led the team with 153 hits... Had a four-game point streak (3G, 2a) from Oct. 23 - Oct. 30... Registered an assist in his 100th career NHL game on Dec. 21 vs. STL... Tied a career-high with three points (2G, 1A) on Feb. 11 vs. NYR, scoring the game-tying and game-winning goals in the third period.

2009-10: Recorded 26 points (14G, 12A) in 66 games during his rookie season... Tied for third on the team with three game-winning goals... Ranked seventh among league rookies in goals and was tied for 12th in points... Made his NHL debut and earned his first career point (1A) on Oct. 3 vs. TB... Scored his first career goal, the game-winning tally, on Oct. 8 at STL... Recorded five points (3G, 2A) over his first eight games from Oct. 3 - Oct. 24... Missed 15 games with a foot injury from Mar. 7 to Apr. 3.

2008-09: Tallied 96 points (48G, 48A) and a plus-51 rating in 61 games with the Vancouver Giants of the Western Hockey League... Set career-highs in points, goals, assists, power play goals (23)... Led the WHL in power play goals, ranked second in goals and game-winning goals (10), and was fourth overall in points... Was named to the WHL Western Conference First All-Star Team and appeared in the CHL Top Prospects Game... Began the season with points in 22 consecutive games, posting 38 points (15G, 23A), including a career-high five points (3G, 2A) on Oct. 10 vs. Kelowna... Recorded his third hat trick of the season and added one assist on Jan. 21 at Kelowna... Recorded a 10-game point streak from Feb. 7 - Feb. 25, earning 17 points (8G, 9A) during that span... Tallied his fourth hat trick of the season on Feb. 21 at Kamloops... Added 15 points (7G, 8A) in 17 WHL post-season games.

2007-08: Posted 41 points (24G, 17A) in a career-high 65 games during his first full-season with the Giants... Was nominated for the WHL Rookie of the Year Award... Recorded two assists in his season-debut on Sept. 21 at Portland... Scored his first goal of the season on Sept. 26 at Kelowna and earned his first-career two-goal game the next night vs. Kelowna... Recorded his first-career playoff point (1A) on Mar. 26 at Chilliwack and scored his first-career playoff goal on Apr. 4 at Spokane.

2006-07: Scored one goal in eight games with Vancouver after joining the team from the Greater Vancouver Canadians of the BC Hockey Major Midget League... Made his WHL debut on Dec. 13 vs. Seattle... Scored his first-career WHL goal on Mar. 18 at Chilliwack... Appeared in five playoff games, en route to winning the 2007 Memorial Cup Championship... Made his WHL post-season debut on Mar. 27 at Chilliwack.

INTERNATIONAL CAREER: Participated in the 2011 IIHF World Championships, posting two assists in seven games... Participated in the 2010 IIHF World Championships, posting four points (2G, 2A) in seven games... Represented Canada at the 2009 World Junior Championship in Ottawa, Ontario, recording six points (2G, 4A) in six games while helping his team to a Gold Medal... Helped lead Canada's Under-18 team to the Gold Medal at the 2008 Ivan Hlinka Memorial Tournament in Slovakia, recording four points (1G, 3A) in four games.

CAREER TRANSACTIONS: Selected by Atlanta in the first round, fourth overall, in the 2009 NHL Entry Draft.

CAREER HIGHLIGHTS

First NHL Game: 10/3/09 vs. TB

First NHL Goal: 10/8/09 vs. STL (Mason)

First NHL Assist: 10/3/09 vs. TB

Most Goals, Game: 2 (13x), last - 4/11/13 vs. FLA

Most Assists, Game: 3, 3/26/13 at CAR

Most Points, Game: 4 (2x), last - 3/26/13 at CAR (1G, 3A)

Most Penalty Minutes, Game: 17, 4/4/13 at MTL

Most Shots, Game: 10, 3/10/13 at NJD

Most Time On Ice, Game: 25:53, 3/30/13 vs. CAR

Longest Point Scoring Streak: 8 games (2x), last - 2/12/13-2/26/13 (6G, 4A)

Longest Goal Scoring Streak: 4 games, 2/21/13-2/26/13 (5G)

Longest Assist Streak: 5 games, 1/22/13-1/31/13 (5A)

Hat Tricks: None

Multiple-Point Games: 33 (2, 4-point; 4, 3-point; 27, 2-point)

Penalty Shots: 1-5, 20.0%, last - 4/22/13 at BUF (Enroth) - no goal

Shootout Attempts: 1-8, 12.5%

CAREER STATISTICS

Year	Team	League	REGULAR SEASON												PLAYOFFS				
			GP	G	A	PTS	PIM	+/-	PP	SH	GW	S	ATOI	GP	G	A	PTS	PIM	
2006-07	Vancouver	WHL	8	1	0	1	11	-	-	-	-	-	-	5	0	0	0	0	
2007-08	Vancouver	WHL	65	24	17	41	66	-	-	-	-	-	-	10	1	2	3	8	
2008-09	Vancouver	WHL	61	48	48	96	89	-	-	-	-	-	-	17	7	8	15	45	
2009-10	Atlanta	NHL	66	14	12	26	62	2	0	1	3	127	13:59	-	-	-	-	-	
2010-11	Atlanta	NHL	73	19	24	43	68	-12	4	0	2	234	17:51	-	-	-	-	-	
2011-12	Winnipeg	NHL	74	30	27	57	53	11	6	0	4	287	17:31	-	-	-	-	-	
2012-13	Winnipeg	NHL	48	17	16	33	80	-3	2	0	4	190	20:27	-	-	-	-	-	
NHL/Jets Totals (4 seasons)			261	80	79	159	263	-2	12	1	13	838		-	-	-	-	-	





ANDREW LADD

LEFT WING

HEIGHT: 6-2 WEIGHT: 200
SHOOTS: LEFT
BORN: DECEMBER 12, 1985
MAPLE RIDGE, BRITISH COLUMBIA
CANADA

CAREER VS NHL

TEAM	GP	G	A	PTS
ANAHEIM	11	2	3	5
BOSTON	25	7	5	12
BUFFALO	17	5	5	10
CALGARY	12	3	7	10
CAROLINA	19	7	8	15
CHICAGO	2	0	1	1
COLORADO	14	6	6	12
COLUMBUS	18	2	6	8
DALLAS	13	6	2	8
DETROIT	18	7	5	12
EDMONTON	13	1	9	10
FLORIDA	32	9	14	23
LOS ANGELES	11	0	3	3
MINNESOTA	13	2	5	7
MONTREAL	22	3	4	7
NASHVILLE	18	4	5	9
NEW JERSEY	23	6	5	11
N.Y. ISLANDERS	18	4	5	9
N.Y. RANGERS	22	4	4	8
OTTAWA	19	2	5	7
PHILADELPHIA	19	10	4	14
PHOENIX	14	5	4	9
PITTSBURGH	19	4	7	11
SAN JOSE	12	6	4	10
ST. LOUIS	17	2	8	10
TAMPA BAY	27	7	11	18
TORONTO	20	8	5	13
VANCOUVER	12	2	2	4
WASHINGTON	35	12	12	24
WINNIPEG	17	2	2	4
TOTALS	532	138	166	304

2012-13: Scored a pair of goals on Feb. 12 vs. PHI... Earned a three-point night (1G, 2A) in his 500th career NHL game on Feb. 21 at CAR... Tied the franchise record for earliest goal in a game by scoring :08 into the first period on Feb. 28 vs. N.J... Earned his second three-point game (2G, 1A) on Feb. 28 vs. N.J... Earned his third three-point game (2G, 1A) and scored the shootout winner on Apr. 16 vs. TB... Earned his fourth three-point game (0G, 3A) on Apr. 18 vs. CAR, including his 300th career NHL point... Recorded a career-best seven game point streak (4G, 10A) from Apr. 4 to Apr. 20... Named the NHL first star of the week ending Apr. 21 after picking up eight points (2G, 6A) and two shootout goals in three games... Led the Jets in points with 46 (18G, 28A) in 48 games played marking his best career points-per-game average in an NHL season (0.96 P/G)... Tied with Grant Clitsome for the team lead in plus/minus at plus-10... Represented Canada at the 2013 IIHF World Hockey Championships scoring six points (3G, 3A) in eight games.

2011-12: Tallied 50 points (28G, 22A) after 82 games with the Jets... Played his first game as a Winnipeg Jet on Oct. 9 vs. MTL... Scored first goal with the Jets on Oct. 15 at PHO... Earned an assist in his 100th franchise game on Nov. 17 vs. WSH... Scored his 100th career NHL goal on Nov. 25 at CAR... Scored a pair of goals to extend his point streak to three games on Feb. 21 vs. PHI... Scored a pair of goals and recorded an assist on Feb. 23 vs. TB... Scored two goals, the second his 100th with the Jets franchise, on Mar. 14 vs. DAL... Scored his 25th of the season, the overtime winner, on Mar. 30 at CAR... Scored two goals, including the overtime winner, on Apr. 3 at FLA... Ended season as only Jet to play all 82 games in 2011-12.

2010-11: Led the Thrashers with a career-high 58 points and 28 goals, and ranked third with 30 assists... Led Thrashers forwards with 20:04 of average ice time... Also had a six-game scoring streak (3G, 5A) from Oct. 15 - Oct. 27... Named eighth captain in Thrashers history on Nov. 18... Notched 17 points (6G, 11A) in 16 games from Nov. 6 - Dec. 10... Posted a career-high tying six-game scoring streak (4G, 3A) from Jan. 2 - Jan. 15... Posted a career-high four-game goal streak (5G) from Feb. 7 - Feb. 23... Scored two unassisted goals on Feb. 13 vs. CAR.

2009-10: Tallied 38 points (17G, 21A) in all 82 games for the Chicago Blackhawks... One of five Chicago players to appear in all 82 games... Set a career-high and tied for seventh on the team in goals... Skated in his 300th career game on Feb. 14 at CBJ... Registered a three-game point streak (4G, 1A) from Mar. 5 - Mar. 10, including his first-career NHL hat trick on Mar. 7 vs. DET... Added six points (3G, 3A) in 19 post-season games, while helping the Blackhawks capture the Stanley Cup Championship... Registered a three-game point streak (1G, 2A) from Jun. 4 - Jun. 9, including one goal in the Stanley Cup clinching win on Jun. 9 at PHI.

2008-09: Recorded 49 points (15G, 34A) while appearing in all 82 games for the Blackhawks... Chicago posted a 12-0-1 record when he scored a goal... Ranked second among team forwards and third overall with a plus-26 rating... Appeared in his 200th career NHL game on Jan. 17 vs. STL... Added four points (3G, 1A) in 17 Stanley Cup Playoff games... Tallied a post-season high two points (1G, 1A), including the game-winning goal in Game Four of the Western Conference Semifinals on May 7 vs. VAN.

2007-08: Recorded 30 points (14G, 16A) in 63 games, splitting time between Carolina and Chicago... Appeared in 43 games with the Hurricanes, tallying 18 points (9G, 9A) ... Appeared in two American Hockey League games with Albany, scoring one goal... Traded to the Blackhawks for Tuomo Ruutu on Feb. 26 and made his Chicago debut on Feb. 27 vs. PHX... Scored his first goal in a Blackhawks uniform on Feb. 28 at DAL and earned points in three straight games (2G, 1A) from Feb. 28 - Mar. 4, **2006-07:** Earned 21 points (11G, 10A) in 65 games with the Hurricanes... Ranked seventh on the team in goals... Scored goals in back-to-back games on Nov. 24 and Nov. 28... Scored a season-high two goals, including the game-winner, on Mar. 24 vs. SJ. **2005-06:** Made his NHL debut, tallying 11 points (6G, 5A) in 29 games with Carolina... Recorded 19 points (11G, 8A) in 25 AHL games with Lowell... Appeared in his first career NHL game on Nov. 20 vs. TB... Scored his first career NHL goal on Nov. 25 vs. TOR... Added five points (2G, 3A) in 17 post-season games, while helping the Hurricanes capture the Stanley Cup Championship... Earned his first career Stanley Cup Playoff point (1A) on Apr. 24 vs. MTL... Scored his first post-season goal on May 26 at BUF... Tallied his first post-season game-winning goal in Game Two of the Stanley Cup Finals on Jun. 7 vs. EDM.

AMATEUR CAREER: Registered 120 points (49G, 71A) in 137 career Western Hockey League games with Vancouver and Calgary from 2001 to 2005... Added 18 points (8G, 10A) in 19 WHL post-season games... **2004-05:** Posted 45 points (19G, 26A) in 65 games with Calgary... Ranked third on the team in points and goals, and was fourth in assists... Tallied 11 points (7G, 4A) in 12 post-season games... **2003-04:** Earned 75 points (30G, 45A) in 71 games with Calgary... Led the team in goals and points, and ranked second in assists... Tallied seven points (1G, 6A) in seven WHL playoff games... **2002-03:** Collected 55 points (15G, 40A) in 58 games with Coquitlam of the British Columbia Hockey League... **2001-02:** Made his WHL debut, appearing in one game with the Vancouver Giants.

INTERNATIONAL CAREER: Participated in the 2013, 2012 & 2011 IIHF World Championships... Was named an alternate captain for Team Canada in 2011... Appeared for Canada at the 2005 World Junior Championship, tallying seven points (3g, 4a) in six games.

CAREER TRANSACTIONS: Selected by Carolina in the first round, fourth overall, of the 2004 NHL Entry Draft ... Acquired by Chicago from Carolina for Tuomo Ruutu on Feb. 26, 2008 ... Acquired by the Thrashers from Chicago for Ivan Visnevskiy and a second-round selection in the 2011 NHL Entry Draft on July 1, 2010.

CAREER HIGHLIGHTS

First NHL Game: 11/20/05 vs. TB

First NHL Goal: 11/25/05 vs. TOR (Tellqvist)

First NHL Assist: 1/23/06 vs. MTL

Most Goals, Game: 3, 3/7/10 vs. DET

Most Assists, Game: 3 (3x), last - 4/18/13 vs. CAR

Most Points, Game: 4, 12/7/08 vs. PHX (1G, 3A)

Most Penalty Minutes, Game: 17 (2x), last - 3/31/12 at TB

Most Shots, Game: 8 (3x), last - 4/18/12 vs. DAL

Most Time On Ice, Game: 26:47, 4/20/13 vs. NYI

Longest Point Scoring Streak: 7 games, 4/4/13-4/20/13 (4G, 10A)

Longest Goal Scoring Streak: 4 games, 2/13/11-2/23/11 (5G)

Longest Assist Streak: 7 games, 4/4/13-4/20/13 (10A)

Hat Tricks: 1, 3/7/10 vs. DET

Multiple-Point Games: 55 (1, 4-point; 10, 3-point; 44, 2-point)

Penalty Shots: 0-0, 0.0%

Shootout Attempts: 6-16, 37.5%

CAREER STATISTICS

Year	Team	League	GP	G	A	PTS	REGULAR SEASON							PLAYOFFS						
							PIM	+/-	PP	SH	GW	S	ATOI	GP	G	A	PTS	PIM		
2001-02	Port Coquitlam	Minor-BC	50	50	41	91	49	-	-	-	-	-	-	-	-	-	-	-	-	-
	Vancouver	WHL	1	0	0	0	0	-	-	-	-	-	-	-	-	-	-	-	-	-
2002-03	Coquitlam	BCHL	58	15	40	55	61	-	-	-	-	-	-	-	-	-	-	-	-	-
2003-04	Calgary	WHL	71	30	45	75	119	-	-	-	-	-	-	-	-	-	-	-	-	-
2004-05	Calgary	WHL	65	19	26	45	167	-	-	-	-	-	-	12	7	4	11	18		
	Carolina	NHL	29	6	5	11	4	0	3	0	0	43	11:10	17	2	3	5	4		
2005-06	Lowell	AHL	25	11	8	19	28	-	-	-	-	-	-	-	-	-	-	-	-	-
	Carolina	NHL	65	11	10	21	46	1	2	0	3	109	11:11	-	-	-	-	-	-	-
2006-07	Carolina	NHL	43	9	9	18	31	9	0	0	1	76	11:44	-	-	-	-	-	-	-
	Albany	AHL	2	1	0	1	4	-	-	-	-	-	-	-	-	-	-	-	-	-
2008-09	Chicago	NHL	20	5	7	12	4	4	1	0	0	55	14:58	-	-	-	-	-	-	-
	Chicago	NHL	82	15	34	49	28	26	0	0	2	195	14:23	17	3	1	4	12		
2009-10	Chicago	NHL	82	17	21	38	67	2	0	0	1	148	13:41	19	3	3	6	12		
2010-11	Atlanta	NHL	81	29	30	59	39	-10	9	2	2	195	20:04	-	-	-	-	-	-	-
2011-12	Winnipeg	NHL	82	28	22	50	64	-8	4	0	6	265	19:33	-	-	-	-	-	-	-
2012-13	Winnipeg	NHL	48	18	28	46	22	10	3	0	4	121	19:40	-	-	-	-	-	-	-
NHL Totals (8 seasons)			532	138	166	304	305	34	22	2	19	1207		53	8	7	15	28		
Jets Totals (3 seasons)			211	75	80	155	125	-8	16	2	12	581		-	-	-	-	-	-	-



16878804 - NHL/GETTY IMAGES

WINNIPEGJETS.COM



BRYAN
LITTLE
CENTRE

HEIGHT: 5-11 WEIGHT: 188
SHOOTS: RIGHT
BORN: November 12, 1987
EDMONTON, ALBERTA
CANADA

CAREER VS NHL

TEAM	GP	G	A	PTS
ANAHEIM	4	1	2	3
BOSTON	20	5	3	8
BUFFALO	20	8	11	19
CALGARY	5	3	1	4
CAROLINA	33	9	15	24
CHICAGO	4	0	0	0
COLORADO	7	4	2	6
COLUMBUS	4	1	0	1
DALLAS	4	0	2	2
DETROIT	5	3	2	5
EDMONTON	3	1	0	1
FLORIDA	33	8	11	19
LOS ANGELES	2	1	1	2
MINNESOTA	5	2	2	4
MONTREAL	19	2	4	6
NASHVILLE	8	3	1	4
NEW JERSEY	20	0	8	8
N.Y. ISLANDERS	21	6	8	14
N.Y. RANGERS	4	4	2	6
OTTAWA	20	4	4	8
PHILADELPHIA	21	6	6	12
PHOENIX	5	2	1	3
PITTSBURGH	19	7	6	13
SAN JOSE	4	1	2	3
ST. LOUIS	5	1	1	2
TAMPA BAY	34	4	15	19
TORONTO	19	4	12	16
VANCOUVER	4	1	0	1
WASHINGTON	35	8	6	14
WINNIPEG	0	0	0	0
TOTALS	404	99	128	227

2012-13: Scored his first goal of the season on Jan. 27 vs. NYI... Scored the overtime winner on Feb. 5 vs. FLA giving him 200 career NHL points... Recorded his first multipoint game (OG, 2A) of the season on Feb. 7 vs. TOR... Matched a career-high for faceoff wins in a game with 19 and also recorded three points (1G, 2A) on Mar. 24 vs. TB... Played in his 400th career NHL game on Apr. 18 vs. NYI, recording two assists... Earned a six-game point streak (2G, 8A) from Apr. 6 to Apr. 20... Finished the season with 32 points (7G, 25A) in 48 games played marking his best career points-per-game average in an NHL season (0.67 P/G)... Led the Jets in faceoffs taken (842) and faceoff wins (431)... Currently the Jets' active franchise leader in goals (99), power play goals (27), and points (227).

2011-12: Finished his first season in Winnipeg with 46 points (24G, 22A) in 74 games... Scored a career-high six game winning goals tying for the team lead... Tied for the team lead with six power play goals... Finished the season with a career-high average time on ice of 20:13... Ranked seventh in the NHL in faceoffs taken finishing with 1,479, winning 733 (49.6%)... Played his first game as a Winnipeg Jet on Oct. 9 vs. MTL... Recorded an assist for his first point with the Jets on Oct. 19 at TOR... Scored first and second goals with the Jets on Nov. 8 at BUF... Played in his 300th NHL game on Nov. 14 vs. TB... Recorded a career-best seven-game point streak from Nov. 29-Dec. 6 (5G, 4A)...

2010-11: Posted seven points (1G, 6A) during a five-game point streak from Dec. 20-28... Scored eight points (3G, 5A) over 10-game span from March 5-27... Led the team with a plus-11 rating ... Tied for the team lead with two short-handed goals.

2009-10: Appeared in 79 games, posting 34 points (13G, 21A)... Set a new career-high for assists... Recorded assists in each of the first three games (4A) on Oct. 3-10... Played in his 200th career game and earned his 100th career point (1A) on March 29 vs. CAR...

2008-09: Ranked fourth on the team with a career-high 51 points (31G, 20A) in 79 games during his second NHL season... Tied for the team lead with 12 power play goals and ranked second in goals... Placed third on the Thrashers with four game-winning tallies... Set a career-high with three points (2G, 1A) in the Thrashers season-opening game on Oct. 10 vs. WSH... Earned a career-high six-game point streak from Nov. 2-16, recording nine points (4G, 5A) in that stretch... Recorded his first-career hat trick on Dec. 26 vs. CAR... Appeared in the 2009 NHL Young Stars Game... Appeared in his 100th career game on Feb. 10 at TB... Scored his 30th goal of the season on Mar. 17 at PIT.

2007-08: Earned 16 points (6G, 10A) in 48 games during his first NHL season... Became the first player in franchise history to score a goal in his NHL debut on Oct. 5 vs. WSH... Registered the first assist of his career on Oct. 13 vs. NJ... Scored a goal in his first career shootout attempt on Oct. 30 at MTL... Re-assigned to the Chicago Wolves (AHL) on Dec. 11... Tallied 25 points (9G, 16A) in 34 games with the Wolves... Recalled by the Thrashers on Feb. 26... Added 13 points (8G, 5A) in 24 Calder Cup Playoff games with the Wolves... Scored his first AHL playoff goal on April 16 vs. Milwaukee.

AMATEUR CAREER: 2006-07: Made his AHL playoff debut with Chicago in Game Six of the West Division Finals on May 12 vs. Iowa... Held scoreless in two post-season games with the Wolves... Tied for sixth in the OHL with 107 points (41G, 66A) in 57 games with the Colts... Scored 10 game-winning goals to lead the Colts and tie for first in the OHL ... Led the team and tied for third in the league with six shorthanded goals... Named the OHL Player of the Week for the week ending Oct. 10... Earned OHL Player of the Week award for period ending Nov. 21 ... Member of the Eastern Conference team at the 2007 OHL All-Star Classic... **2005-06:** Tied for sixth in the OHL with a career-high 109 points (42G, 67A) in 64 games with the Colts... Selected to play in the OHL All-Star Classic and the CHL Top Prospects Game... **2004-05:** Ranked second on the Colts with 68 points (36G, 32A) in 62 games... Honored as the OHL Player of the Week for the week ending Feb. 27... Appeared in the OHL All-Star Classic... **2003-04:** Collected 58 points (34G, 24A) in 64 games during his rookie season with the Colts... Led team in goals and ranked second in points... Named OHL Rookie of the Year and was named to the OHL All-Rookie Team.

INTERNATIONAL CAREER: Has represented Canada in international competition on three occasions... Led Canada to a Gold Medal at the 2007 World Junior Championships... Helped Canada capture the Gold Medal at the 2004 World Junior Cup... Won the Gold Medal with Team Ontario at the 2004 World Under-17 Challenge.

CAREER TRANSACTIONS: Selected by the Atlanta Thrashers in the first round, 12th overall, of the 2006 NHL Entry Draft.

CAREER HIGHLIGHTS

First NHL Game: 10/5/07 vs. WSH

First NHL Goal: 10/5/07 vs. (Kolzig)

First NHL Assist: 10/13/07 vs. NJ

Most Goals, Game: 3, 12/26/08 vs. CAR

Most Assists, Game: 3, 3/5/12 vs. BUF

Most Points, Game: 3 (5x), last - 3/24/13 vs. TB (1G, 2A)

Most Penalty Minutes, Game: 15, 12/23/10 at BOS

Most Shots, Game: 7 (2x), last - 11/8/11 at BUF

Most Time On Ice, Game: 25:37, 4/20/13 vs. NYI

Longest Point Scoring Streak: 7 games, 11/29/11-12/6/11 (5G, 4A)

Longest Goal Scoring Streak: 4 games (3x), last - 12/6/11-12/13/11 (4G)

Longest Assist Streak: 5 games (2x), last - 4/6/13-4/18/13 (8A)

Hat Tricks: 1, 12/26/08 vs. CAR (3G)

Multiple-Point Games: 50 (5, 3-point; 45, 2-point)

Penalty Shots: 0-0, 0.0%

Shootout Attempts: 8-30, 26.6%

CAREER STATISTICS

Year	Team	League	REGULAR SEASON											PLAYOFFS				
			GP	G	A	PTS	PIM	+/-	PP	SH	GW	S	ATOI	GP	G	A	PTS	PIM
2003-04	Barrie	OHL	64	34	24	58	18	-	-	-	-	-	-	12	5	5	10	7
2004-05	Barrie	OHL	62	36	32	68	34	-	-	-	-	-	-	4	5	1	6	2
2005-06	Barrie	OHL	64	42	67	109	99	-	-	-	-	-	-	14	8	15	23	19
2006-07	Barrie	OHL	57	41	66	107	77	-	-	-	-	-	-	8	4	5	9	8
	Chicago	AHL	-	-	-	-	-	-	-	-	-	-	-	2	0	0	0	0
2007-08	Atlanta	NHL	48	6	10	16	18	-2	2	0	1	76	15:36	-	-	-	-	-
	Chicago	AHL	34	9	16	25	10	-	-	-	-	-	-	24	8	4	12	10
2008-09	Atlanta	NHL	79	31	20	51	24	-5	12	0	4	172	16:55	-	-	-	-	-
2009-10	Atlanta	NHL	79	13	21	34	20	-6	3	0	1	165	15:45	-	-	-	-	-
2010-11	Atlanta	NHL	76	18	30	48	33	11	2	2	1	158	18:27	-	-	-	-	-
2011-12	Winnipeg	NHL	74	24	22	46	26	-11	6	0	6	162	20:13	-	-	-	-	-
2012-13	Winnipeg	NHL	48	7	25	32	4	8	2	0	2	84	19:47	-	-	-	-	-
NHL/Jets Totals (6 seasons)			404	99	128	227	125	-5	27	2	15	817		-	-	-	-	-



12859750 - NHL/GETTY IMAGES



AL MONTOLA

GOALTENDER

HEIGHT: 6-2 WEIGHT: 205
CATCHES: LEFT
BORN: FEBRUARY 13, 1985
CHICAGO, ILLINOIS
USA

CAREER VS NHL

TEAM	GP	W-L-T	SO
ANAHEIM	-	-	-
BOSTON	4	1-1-0	0
BUFFALO	3	2-0-1	0
CALGARY	-	-	-
CAROLINA	2	0-1-1	0
CHICAGO	2	0-0-2	0
COLORADO	2	1-0-1	1
COLUMBUS	1	0-1-0	0
DALLAS	1	0-0-0	0
DETROIT	-	-	-
EDMONTON	-	-	-
FLORIDA	3	1-1-0	0
LOS ANGELES	3	2-1-0	1
MINNESOTA	3	3-0-0	0
MONTREAL	2	1-1-0	0
NASHVILLE	-	-	-
NEW JERSEY	5	1-2-2	0
N.Y. ISLANDERS	1	1-0-0	-
N.Y. RANGERS	2	1-1-0	0
OTTAWA	3	1-1-0	1
PHILADELPHIA	2	0-0-1	0
PHOENIX	-	-	-
PITTSBURGH	5	1-2-1	0
SAN JOSE	1	1-0-0	0
ST. LOUIS	3	1-1-0	0
TAMPA BAY	7	4-2-0	0
TORONTO	3	1-1-1	0
VANCOUVER	-	-	-
WASHINGTON	2	0-1-0	0
WINNIPEG	3	1-1-0	0
TOTALS	63	24-18-10	3

2012-13: Made 21 saves for his first win as a Jet on Jan. 27 vs. NYI... Made 33 saves to record the only shutout for the Jets in 2012-13 on Feb. 9 at OTT... Made 28 saves for his third straight win on Mar. 7 at TB... Made the most saves in one game by a Jets goaltender in 2012-13 (39) on Mar. 28 at PIT.

2011-12: Was the Islanders opening-night starting goaltender on Oct. 8 vs. FLA... Earned his first win in his second-straight start on Oct. 10 vs. MIN... Made a career-high 47 saves on 51 shots on Nov. 10 at COL... Suffered a head injury at WPG on Dec. 20, returning on Jan. 17 at WSH after missing 12 games.

2010-11: Led Islanders goalies in wins (9) and goals against average (2.39) in 20 appearances as a rookie after being acquired from PHX on Feb. 9... Began his sixth professional season with the San Antonio Rampage (AHL), where he posted an 11-8-0 record with a 3.19 GAA and .891 save percentage... Assigned to the Bridgeport Sound Tigers (AHL) upon being acquired by NYI on Feb. 9... Recalled from BRI on Feb. 11... Made his NYI debut in relief on Feb. 13 at BUF, earning the win... Posted a 35-save shutout in his first start on Feb. 19 vs. LA... Appeared in 20 of NYI final 27 games.

2009-10: Went 4-7-1 with a 3.19 GAA and a .904 sv% in 14 games for San Antonio (AHL)... Earned his first AHL victory of the season on Oct. 2 vs. Texas... Made his 4,000th AHL save on Nov. 24 vs. Milwaukee.

2008-09: Recorded a shutout in his NHL debut with PHX on Apr. 1, making 23 saves vs. COL in 3-0 win... Became the first goalie in PHX franchise history to record a shutout in his NHL debut... Went 3-1-0 with a 2.08 GAA and a .925 sv% in the final five games of the season with PHX... Posted a 7-17-2 record with San Antonio (AHL), showing a 3.23 GAA and a .890 sv%... Was recalled by PHX on Mar. 23... Made 40 saves for PHX in a 4-1 win at SJ on Apr. 9.

2007-08: Split his third professional season between the Hartford Wolf Pack and San Antonio, posting a combined 24-14-3 record... Went 16-8-3 with a 2.54 GAA and a .908 sv% in 31 appearances with Hartford before being traded from the NYR to PHX on Feb. 26... Went on to play in 14 games with San Antonio, going 8-6-0 with a 2.59 GAA and a .912 sv%... Made 31 stops in his first shutout of season on Mar. 29 vs. PED... Finished tied for third in AHL in shutouts with six (one off the league lead), fifth in GAA and tied for fifth in wins... Earned Rbk X-Pulse/AHL Goaltender of the Month honors for the month of February (5-2-0, 1.37 GAA, .946 sv%, 1 shutout).

2005-06: Had an All-Star rookie AHL season with Hartford, posting a 23-9-1 record with a 2.61 GAA and a .907 SV%... Earned the win in his pro debut on Oct. 8 vs. Manchester (22 saves)... Won seven straight starts from Oct. 28-Dec. 23... Set a Hartford single-game record with 51 saves on Oct. 29 vs. Bridgeport (3-2 win)... Registered his first shutout on Jan. 13 vs. Hershey, making 31 saves and contributing two assists... Played for the Planet USA All-Stars in the 2006 Rbk Hockey AHL All-Star Classic in Winnipeg, MB on Feb. 1.

AMATEUR CAREER: 2004-05: Led the NCAA in minutes played (2358:51) during his third and final season at the University of Michigan... Was an Academic All-Big-Ten selection... Finished his college career tied for all-time best career sv% (.908) in Michigan history, third in GAA (2.36), third in shutouts (13), fourth in wins (86) and fifth in minutes played (7,246:51).
2003-04: Named to NCAA West Second All-American Team, was a Second Team All-Central Collegiate Hockey Association selection and earned CCHA All-Academic honorable mention... Led the CCHA in wins (26), games played (40) and minutes played (2,340), and was named Michigan's team MVP... Set Michigan single-season record for shutouts with six.
2002-03: Led all NCAA Division I goalies in games played (43) and minutes played (2,457:33) during his freshman season, as Michigan advanced to NCAA Frozen Four... Topped CCHA goaltenders in wins with 30.

INTERNATIONAL CAREER: 2011: Played in four games and posted a 2.60 GAA at the IIHF World Championships for Team USA in 2011... Made his second consecutive appearance for Team USA at the World Junior Championships, going 3-4-0 with a 3.36 GAA and .904 sv% in 2006... Backstopped Team USA to its first-ever World Junior Championship gold medal, going 6-0 with a 1.33 GAA and .944 sv% with two shutouts to earn the Directorate Award as the tournament's top goaltender in 2004.

CAREER TRANSACTIONS: Selected by the New York Rangers in the first round (sixth overall) of the 2004 National Hockey League Entry Draft... Traded to Phoenix, with Marcel Hossa, in exchange for Josh Gratton, David LeNeveu, Fredrik Sjoström and Phoenix's fifth-round choice (Roman Horak) in the 2009 Draft on February 26, 2008... Traded from the Phoenix Coyotes to the Islanders in exchange for a sixth-round pick in the 2011 Draft on February 9, 2011. Signed a one-year contract extension on March 29, 2011... Signed as an unrestricted free agent by the Winnipeg Jets on July 4, 2012.

CAREER HIGHLIGHTS

First NHL Game: 4/1/09 at COL

First NHL Victory: 4/1/09 at COL

Most Saves, Game: 47, 11/10/11 at COL

Most Shots Faced, Game: 51, 11/10/11 at COL

30-or-More Shots Faced, Game: 23x, last - 3/28/13 at PIT

40-or-More Shots Faced, Game: 4x, last - 3/28/13 at PIT

Longest Winning Streak, Career: 2 games (6x), last - 11/26/11-11/29/11

Shutouts: 3x, last - 2/9/13 at OTT (33 saves)

Overtime Record: 2-6

Shootout Record: 2-4

Shootout: 22 saves-30 shots (73.3%)

Penalty Shots Record: 0 saves-0 shots (0.0%)

CAREER STATISTICS

Year	Team	League	GP	W	L	OT	MINS	GA	SO	GAA	GP	W	L	MINS	GA	SO	GAA
2002-03	U. of Michigan	CCHA	43	30	10	3	2547	99	4	2.33	-	-	-	-	-	-	-
2003-04	U. of Michigan	CCHA	40	26	12	2	2340	87	6	2.23	-	-	-	-	-	-	-
2004-05	U. of Michigan	CCHA	40	30	7	3	2359	99	3	2.52	-	-	-	-	-	-	-
2005-06	Hartford	AHL	40	23	9	1	2094	91	2	2.61	9	4	5	507	19	0	2.25
	Charlotte	ECHL	2	1	1	0	123	8	0	3.92	16	11	5	970	37	2	2.29
2006-07	Hartford	AHL	48	27	17	0	1140	98	6	2.30	7	3	4	391	20	1	3.07
2007-08	Hartford	AHL	31	16	8	3	785	72	0	2.54	-	-	-	-	-	-	-
	San Antonio	AHL	14	8	6	0	385	34	1	2.59	1	0	1	59	4	0	4.04
2008-09	Phoenix	NHL	5	3	1	0	259	9	1	2.08	-	-	-	-	-	-	-
	San Antonio	AHL	29	7	17	2	1,562	84	0	3.23	-	-	-	-	-	-	-
2009-10	San Antonio	AHL	14	4	7	1	771	34	0	2.65	-	-	-	-	-	-	-
2010-11	NY Islanders	NHL	20	9	5	5	1154	46	1	2.39	-	-	-	-	-	-	-
	San Antonio	AHL	21	11	8	0	1130	60	0	3.19	-	-	-	-	-	-	-
2011-12	NY Islanders	NHL	31	9	11	5	1720	89	0	3.10	-	-	-	-	-	-	-
2012-13	Winnipeg	NHL	7	3	1	0	351	17	1	2.91	-	-	-	-	-	-	-
NHL Totals (4 seasons)			63	24	18	10	3484	161	3	2.77	-	-	-	-	-	-	-
Jets Totals (1 season)			7	3	1	0	351	17	1	2.91	-	-	-	-	-	-	-

134907139 - NHL/BETTY IMAGES



WINNIPEGJETS.COM



ADAM

PARDY

DEFENCEMAN

HEIGHT: 6-4 WEIGHT: 227

SHOOTS: LEFT

BORN: MARCH 29, 1984

BONAVISTA, NFLD

CANADA

CAREER VS NHL

TEAM	GP	G	A	PTS
ANAHEIM	10	0	1	1
BOSTON	2	0	0	0
BUFFALO	3	0	1	1
CALGARY	3	0	2	2
CAROLINA	3	0	1	1
CHICAGO	8	0	1	1
COLORADO	11	0	1	1
COLUMBUS	11	0	1	1
DALLAS	9	0	1	1
DETROIT	6	0	0	0
EDMONTON	13	0	1	1
FLORIDA	4	0	1	1
LOS ANGELES	11	0	1	1
MINNESOTA	12	0	0	0
MONTREAL	7	0	3	3
NASHVILLE	11	1	0	1
NEW JERSEY	3	0	0	0
N.Y. ISLANDERS	4	1	1	2
N.Y. RANGERS	4	0	1	1
OTTAWA	7	0	5	5
PHILADELPHIA	3	0	0	0
PHOENIX	7	0	1	1
PITTSBURGH	3	0	1	1
SAN JOSE	7	0	1	1
ST. LOUIS	9	1	1	2
TAMPA BAY	5	0	1	1
TORONTO	5	0	1	1
VANCOUVER	14	1	1	2
WASHINGTON	-	-	-	-
WINNIPEG	5	0	0	0
TOTALS	200	4	29	33

2012-13: Played in 17 games for Buffalo recording four assists and 14 penalty minutes... Began season with Rochester (AHL) and played 21 games recording nine points (2G, 7A) and 22 penalty minutes... Recorded an assist in his debut with Buffalo on Feb. 5 at OTT... Logged a season-high 22:08 time on ice on Apr. 22 vs. WPG... Finished season with career-high average time on ice at 16:30.

2011-12: Played in 36 games with Dallas recording three assists and 16 penalty minutes... Appeared in two AHL games with the Texas Stars recording four assists, including only three-point game of his pro career on Feb. 8 vs. MIL.

2010-11: Missed majority of the season with Calgary due to an upper body injury... Was an even or plus player in 22 of his 30 games... Scored his only goal of the season on Jan. 26 vs. STL... Logged a career-high 25:41 of ice time on Jan. 15 vs. TOR... Matched career-high shots in a game with five on Jan. 20 vs. STL.

2009-10: Scored in the first game of the season on Oct. 1 vs. VAN... Played a season-high 24:16 on Dec. 30 vs. LAK... Scored a career-high two goals in 57 games with Calgary.

2008-09: Appeared in his first NHL game on Oct. 8 at VAN... Recorded his first NHL point with an assist on Dec. 12 vs. FLA... Recorded a career-high +4 rating on Dec. 16 at STL... Scored first NHL goal on Jan. 8 vs. NYI... Recorded a career-long three-game point streak from Jan. 6-Jan. 13 (1G, 2A)... Had his first NHL fight on Jan. 13 vs. STL (B.J. Crombeen)... Played in all six games of Calgary's first round series vs. CHI... Recorded two assists and five penalty minutes in six Stanley Cup Playoff games... Upon making NHL debut, become first alumnus of Las Vegas Wranglers (ECHL) to play in the NHL.

2007-08: Played 65 games for Quad City (AHL) registering 18 points (5G, 13A) and 67 penalty minutes... Was called up to the Calgary Flames on two occasions but did not appear in a game... Was named to the AHL All-Star Team and participated in the AHL All-Star Skills competition.

2006-07: Played 70 games for Omaha (AHL) registering eight points (2G, 6A) and 60 penalty minutes... Scored first AHL goal on Nov. 24 at Peoria... Appeared in six Calder Cup Playoff games vs. Iowa recording two points (1G, 1A)... Scored the game winning goal in his first AHL playoff game on Apr. 20 vs. Iowa.

2005-06: Played his first professional game with Omaha (AHL) on Oct. 8 at IOW... Played in 24 games with Omaha recording no points and 18 penalty minutes... Played in 41 ECHL games with the Las Vegas Wranglers recording 12 points (1G, 11A) and 55 penalty minutes... Played in 10 ECHL playoff games with Las Vegas recording three points (2G, 1A) in 10 games vs. Idaho and Alaska.

AMATEUR CAREER: Led Cape Breton defencemen in scoring in 2004-05 with 39 points (12G, 27A)... Played 144 games with the Cape Breton Screaming Eagles of the Quebec Major Junior Hockey League from 2002 through 2005.... Scored 16 goals with 40 assists for 56 points during his junior hockey career.

CAREER TRANSACTIONS: Selected by Calgary in the sixth round, 173rd overall, in the 2004 NHL Entry Draft... Signed as a free agent by Dallas, July 1, 2011... Traded from Dallas to the Buffalo Sabres with Steve Ott in exchange for Derek Roy on July 2, 2012... Signed as an unrestricted free agent by the Winnipeg Jets on July 6, 2013.



CAREER HIGHLIGHTS

First NHL Game: 10/20/07 at TB

First NHL Goal: 1/8/09 vs. NYI (MacDonald)

First NHL Assist: 12/12/08 vs. FLA

Most Goals, Game: 1 (4x), last - 1/26/11 vs. STL

Most Assists, Game: 2 (2x), last - 4/5/13 vs. OTT

Most Points, Game: 2 (2x), last - 4/5/13 vs. OTT

Most Penalty Minutes, Game: 14 - 3/26/09 at CBJ

Most Shots, Game: 5 (2x), last - 1/20/11 vs. STL

Most Time On Ice, Game: 25:41 - 1/15/11 at TOR

Longest Point Scoring Streak: 3 games - 1/6/09-1/13/09 (4G, 4A)

Longest Goal Scoring Streak: None

Longest Assist Streak: 2 games (4x), last - 4/2/13-4/5/13 (3A)

Hat Tricks: None

Multiple-Point Games: 2 (2, 2-point)

Penalty Shots: None

Shootout Attempts: None

CAREER STATISTICS

Year	Team	League	GP	G	A	PTS	PIM	REGULAR SEASON							PLAYOFFS						
								+/-	PP	SH	GW	S	ATOI	GP	G	A	PTS	PIM			
2002-03	Cape Breton	QMJHL	7	0	1	1	2	-5	0	0	-	-	-	2	0	0	0	0			
2003-04	Cape Breton	QMJHL	68	4	12	16	137	16	2	0	-	-	-	5	0	1	1	8			
2004-05	Cape Breton	QMJHL	69	12	27	39	163	-3	5	0	-	-	-	5	2	2	4	8			
2005-06	Omaha	AHL	24	0	0	0	18	-7	0	0	0	12	-	-	-	-	-	-			
	Las Vegas	ECHL	41	1	11	12	55	-	-	-	-	-	-	10	2	1	3	12			
2006-07	Omaha	AHL	70	2	6	8	60	1	2	0	0	48	-	6	1	1	2	0			
2007-08	Quad City	AHL	65	5	13	18	67	-13	3	0	1	89	-	-	-	-	-	-			
2008-09	Calgary	NHL	60	1	9	10	69	3	0	0	0	38	14:59	6	0	2	2	5			
2009-10	Calgary	NHL	57	2	7	9	48	-3	0	0	0	40	15:51	-	-	-	-	-			
2010-11	Calgary	NHL	30	1	6	7	24	3	0	0	0	36	14:41	-	-	-	-	-			
2011-12	Dallas	NHL	36	0	3	3	16	-5	0	0	0	29	16:28	-	-	-	-	-			
	Texas	AHL	2	0	4	4	2	1	0	0	0	1	-	-	-	-	-	-			
2012-13	Buffalo	NHL	17	0	4	4	14	4	0	0	0	6	16:30	-	-	-	-	-			
	Rochester	AHL	21	2	7	9	22	1	0	0	1	20	-	-	-	-	-	-			
NHL Totals (11 seasons)			200	4	29	33	171	2	0	0	0	149	-	6	0	2	2	5			





**ONDREJ
PAVELEC**
GOALTENDER

HEIGHT: 6-3 **WEIGHT:** 220
CATCHES: LEFT
BORN: AUGUST 31, 1987
KLADNO, CZECH REPUBLIC

CAREER VS NHL

TEAM	GP	W-L-T	SO
ANAHEIM	-	-	-
BOSTON	15	5-6-2	0
BUFFALO	10	6-2-2	0
CALGARY	2	0-2-0	0
CAROLINA	16	6-7-2	0
CHICAGO	3	0-1-2	0
COLORADO	4	3-1-0	0
COLUMBUS	4	0-4-0	0
DALLAS	3	2-1-0	0
DETROIT	3	2-1-0	1
EDMONTON	1	0-1-0	0
FLORIDA	16	10-4-1	1
LOS ANGELES	1	1-0-0	1
MINNESOTA	2	2-0-0	0
MONTREAL	12	4-7-1	2
NASHVILLE	3	1-1-0	0
NEW JERSEY	13	5-3-3	0
N.Y. ISLANDERS	10	3-5-2	1
N.Y. RANGERS	9	4-4-1	1
OTTAWA	13	4-8-0	0
PHILADELPHIA	11	6-3-1	0
PHOENIX	3	1-1-1	1
PITTSBURGH	13	2-11-0	0
SAN JOSE	2	0-1-0	0
ST. LOUIS	3	1-1-1	0
TAMPA BAY	19	7-5-6	0
TORONTO	13	7-4-2	0
VANCOUVER	2	0-2-0	0
WASHINGTON	25	9-13-1	2
WINNIPEG	-	-	-
TOTALS	231	91-99-28	10

2012-13: Appeared in 44 of 48 games for Winnipeg during shortened 2012-13 season... Ranked second in the NHL in shots against (1251) and saves (1132)... Played his 205th franchise game on Feb. 28 vs. NJD setting a new franchise record for games played by a goaltender... Played for Liberec in the Czech Republic during the NHL work stoppage.

2011-12: Completed his first season in Winnipeg with new career-highs in games played (68), wins (29), shots against (2,036), and saves (1,845), and tied career-high in shutouts (4)... Ranked fifth in the NHL in shots against and saves... Made 28 saves to record his first win for the Jets on Oct. 17 vs. PIT... Tied his career-high for saves in a game with 50 stops on Feb. 23 vs. PHI... Started 13 consecutive game twice, between Oct. 27 and Nov. 23 (6-4-3) and then from Feb. 27 to Mar. 28 (5-8-0)... Made his 5,000th career save on Mar. 31 at TB.

2010-11: Set career-highs with 58 games played, 21 wins and four shutouts... Appeared in his 100th career game on Feb. 1 vs. NYI... Compiled a franchise record and career-high six consecutive victories from Nov. 19-Nov. 30 while stopping 183 of 188 shots (.973 pct.) during the streak... Named the NHL's 'First Star' for the week ending Nov. 28 after stopping 97 of 99 shots en route to three consecutive home wins, including a 3-0 shutout win over MTL on Nov. 26.

2009-10: Appeared in 42 games during his first full NHL season, earning a 14-18-7 record with two shutouts, a 3.29 goals-against average and a .906 save percentage... Began the season with back-to-back wins on Oct. 3 vs. TBL and Oct. 8 at STL... Set a former career-high 50 saves on a career-most 51 shots against on Oct. 31 at OTT... Recorded his first-career shutout with 38 saves on Nov. 13 vs. LA... Recorded his first career point with one assist on Jan. 12 vs. OTT... Was a member of the Czech Republic team at the 2010 Winter Olympics.

2008-09: Appeared in 40 games with Chicago (AHL), earning an 18-20-2 record with three shutouts, a 2.58 GAA and a .914 save percentage... Also appeared in 12 NHL games with Atlanta, posting a 3-7-0 record with a 3.61 GAA and a .880 save percentage... Earned four consecutive wins with Chicago from Oct. 17-Oct. 25, recording one shutout, a 1.50 GAA and a .945 save percentage during that span... Earned his first recall of the season by Atlanta on Nov. 1... Earned a 2-0-0 record in three appearances during his first stint with the Thrashers.

2007-08: Posted a 33-16-3 record with two shutouts, a 2.77 GAA and a .911 save percentage in 52 games with the Chicago Wolves (AHL)... Ranked first among rookies and second overall in the AHL in wins... Earned a 16-8 record with two shutouts, a 2.34 GAA and a .921 save percentage in 24 playoff games while leading the Wolves to the 2008 Calder Cup Championship... Set a franchise record and became just the third goalie in AHL history to record 16 wins in a single post-season... Posted a 3-3-0 record with a 3.11 GAA and a .904 save percentage in seven appearances with the Thrashers... Made his NHL debut in relief duty on Oct. 20 at TB... Collected his first NHL win in his first start on Nov. 3 at TB... Made 25 saves in the Wolves Calder Cup-clinching win on Jun. 10 vs. Wilkes-Barre/Scranton...

AMATEUR CAREER: Earned a 55-29 record with four shutouts and a 2.51 GAA in two seasons with Cape Breton (QMJHL) from 2005-06 to 2006-07... **2006-07:** Posted a 28-11 record with one shutout, a 2.52 GAA and a .908 save percentage in 43 games with Cape Breton... Led QMJHL goaltenders in GAA and finished third in save percentage... Earned the QMJHL's Jacques Plante Trophy with the lowest GAA among league goalies for the second consecutive season... Named a QMJHL First-Team All-Star... Earned a career-high in wins, which tied for fifth in the league... Named the QMJHL's Player of the Month for January... **2005-06:** Made his North American debut with Cape Breton, posting a 27-18 record, three shutouts, a 2.51 GAA and a .929 save percentage in 47 games... Named the QMJHL's Best Goaltender, Defensive Rookie of the Year and Rookie of the Year... Selected as a QMJHL First-Team All-Star... Named to the QMJHL All-Rookie Team... Named QMJHL Rookie of the Month for February.

EUROPEAN CAREER: Spent two seasons with the Kladno organization in Czech Republic from 2003 to 2005... **2004-05:** Recorded a 2-31 GAA with seven shutouts and .929 save percentage in 39 games with Kladno of the Czech Republic Junior League... Earned one shutout and a 2.45 GAA in 10 playoff games... **2003-04:** Posted a 2.22 GAA and three shutouts with Kladno's under-17 team.

INTERNATIONAL CAREER: Appeared in 2013 IIHF World Championships with Czech Republic, playing in five games and recording a 2-2-0 record, 1.42 GAA and .938 save percentage... Won a Gold Medal at the 2010 IIHF World Championships and was a member of the 2010 Czech Republic Olympic Team... Appeared in the 2007 World Junior Championships... Helped the Czech Republic to fourth place at the 2005 World Under-18 Championships.

CAREER TRANSACTIONS: Selected by Atlanta in the second round, 41st overall, of the 2005 NHL Entry Draft.

CAREER HIGHLIGHTS

First NHL Game: 10/20/07 at TB

First NHL Victory: 10/20/07 at TB

Most Saves, Game: 50 (2x), last - 2/21/12 vs. PHI

Most Shots Faced, Game: 55, 2/21/12 vs. PHI

30-or-More Shots Faced, Game: 118x, last - 4/25/13 vs. MTL

40-or-More Shots Faced, Game: 28x, last - 4/23/13 at WSH

Longest Winning Streak, Career: 6 games, 11/19/10-11/30/11

Shutouts: 10x, last - 3/1/11 vs. FLA (33 saves)

Overtime Record: 15-13-23

Shootout Record: 8-15

Shootout: 47 saves - 76 shots (61.8 SV%)

Penalty Shots: 4-8 (50.0 SV%), last - 3/14/13 vs. NYR (Gaborik) - no goal

CAREER STATISTICS

Year	Team	League	REGULAR SEASON							PLAYOFFS						
			GP	W	L	OT	MINs	GA	SO	GAA	GP	W	L	MINs	GA	GAA
2003-04	Kladno	Czech U-17	38	-	-	-	2079	77	3	2.22	2	-	-	67	7	0
2004-05	Kladno	Czech Jr.	39	-	-	-	2218	85	7	2.30	10	-	-	587	24	1
	HK LEV Slany	Czech-3	1	-	-	-	60	4	0	4.00	-	-	-	-	-	-
2005-06	Cape Breton	QMJHL	47	27	18	0	2578	108	3	2.51	9	4	5	507	19	0
2006-07	Cape Breton	QMJHL	43	28	11	0	2335	98	1	2.52	16	11	5	970	37	2
2007-08	Atlanta	NHL	7	3	3	0	347	18	0	3.11	-	-	-	-	-	-
	Chicago	AHL	52	33	16	5	3033	140	2	2.77	24	16	8	1438	56	2
2008-09	Atlanta	NHL	12	3	7	0	599	36	0	3.61	-	-	-	-	-	-
	Chicago	AHL	40	18	20	2	2417	104	3	2.58	-	-	-	-	-	-
2009-10	Atlanta	NHL	42	14	18	7	2317	127	2	3.29	-	-	-	-	-	-
2010-11	Atlanta	NHL	58	21	23	9	3225	147	4	2.73	-	-	-	-	-	-
	Chicago	AHL	1	0	1	0	58	3	0	3.10	-	-	-	-	-	-
2011-12	Winnipeg	NHL	68	29	28	9	3932	191	4	2.91	-	-	-	-	-	-
2012-13	Winnipeg	NHL	44	21	20	3	2553	119	0	2.80	-	-	-	-	-	-
	Liberec	CZE	14	4	10	0	772	45	0	3.50	-	-	-	-	-	-
NHL/Jets Totals (6 seasons)			231	91	99	28	12,974	638	10	2.95	-	-	-	-	-	-





2012-13: Began the season with Peoria (AHL) playing in 36 games... Claimed off waivers from St. Louis on Jan. 16... Remained on Winnipeg's roster for the remainder of the season playing in five games... Played in his first NHL game on Feb. 12 vs. PHI... Recorded first NHL points with two assists on Feb. 26 at NYR... First NHL fight on Feb. 24 at NJD (Krys Barch).

2011-12: Played entire season with Peoria (AHL) recording a career-high 159 penalty minutes in 61 games, along with nine points (4G, 5A)... Finished season with a plus-2 rating... Scored two goals in a game for the second time in his career on Mar. 20 at Charlotte.

2010-11: Played 62 games with Peoria (AHL) and compiled seven points (2G, 5A) and 102 penalty minutes... Scored two goals on Dec. 17 at Grand Rapids, marking the first multi-goal game of his professional career... Recorded 102 penalty minutes - eighth on the team - and accumulated 14 fighting majors.

2009-10: Played in three different leagues in first professional season, starting year with Peoria Rivermen (AHL), then playing for Alaska Aces (ECHL) and Bloomington PrairieThunder (IHL)... Scored his first professional goal while with Peoria on Dec. 4 vs. Manitoba... Played in four ECHL Kelly Cup Playoff games for Alaska scoring one goal and recording six penalty minutes.

AMATEUR CAREER: 2008-09: Began season with Sault Ste. Marie, traded to Brampton in early January... Scored a goal in his first game with Brampton on Jan. 10 at Barrie... Registered 10 points (5G, 5A) in seven games in March to end the season... Scored 15 points (8G, 7A) in 21 OHL playoff games helping Brampton reach the OHL Finals... Signed first pro contract with St. Louis Blues in March... **2007-08:** Began season with Erie Otters, traded to Sault Ste. Marie during season... Registered his first career multi-goal game while with Erie on Sept. 22 at Plymouth... Scored first career playoff goals in back-to-back games on Mar. 26 and Mar. 27 at Saginaw.

CAREER TRANSACTIONS: Selected by St. Louis in the sixth round, 160th overall, in the 2007 NHL Entry Draft... Claimed off waivers by Winnipeg from St. Louis on Jan. 16, 2013.



161318933 - NHL/GETTY IMAGES

ANTHONY PELUSO

RIGHT WING

HEIGHT: 6-3 WEIGHT: 235

SHOOTS: RIGHT

BORN: APRIL 18, 1989

NORTH YORK, ON
CANADA

CAREER VS NHL

TEAM	GP	G	A	PTS
ANAHEIM	-	-	-	-
BOSTON	-	-	-	-
BUFFALO	-	-	-	-
CALGARY	-	-	-	-
CAROLINA	-	-	-	-
CHICAGO	-	-	-	-
COLORADO	-	-	-	-
COLUMBUS	-	-	-	-
DALLAS	-	-	-	-
DETROIT	-	-	-	-
EDMONTON	-	-	-	-
FLORIDA	-	-	-	-
LOS ANGELES	-	-	-	-
MINNESOTA	-	-	-	-
MONTREAL	-	-	-	-
NASHVILLE	-	-	-	-
NEW JERSEY	2	0	0	0
N.Y. ISLANDERS	-	-	-	-
N.Y. RANGERS	1	0	2	2
OTTAWA	-	-	-	-
PHILADELPHIA	1	0	0	0
PHOENIX	-	-	-	-
PITTSBURGH	-	-	-	-
SAN JOSE	-	-	-	-
ST. LOUIS	-	-	-	-
TAMPA BAY	-	-	-	-
TORONTO	-	-	-	-
VANCOUVER	-	-	-	-
WASHINGTON	1	0	0	0
WINNIPEG	-	-	-	-
TOTALS	5	0	2	2

CAREER HIGHLIGHTS

First NHL Game: 2/12/13 vs. PHI

First NHL Goal: None

First NHL Assist: 2/26/13 at NYR

Most Goals, Game: None

Most Assists, Game: 2 - 2/26/13 at NYR

Most Points, Game: 2 - 2/26/13 at NYR

Most Penalty Minutes, Game: 5 (2x), last - 3/2/13 vs. WSH

Most Shots, Game: 2 - 2/26/13 at NYR

Most Time On Ice, Game: 7:36 - 2/26/13 at NYR

Longest Point Scoring Streak: None

Longest Goal Scoring Streak: None

Longest Assist Streak: None

Hat Tricks: None

Multiple-Point Games: 1 (2-point)

Penalty Shots: None

Shootout Attempts: None

CAREER STATISTICS

Year	Team	League	GP	G	A	PTS	PIM	REGULAR SEASON							PLAYOFFS						
								+/-	PP	SH	GW	S	ATOI	GP	G	A	PTS	PIM			
2004-05	Aurora Tigers	OPJHL	3	0	1	1	2	-	-	-	-	-	-	-	-	-	-	-	-	-	-
2005-06	Erie Otters	OHL	68	5	3	8	66	-	-	-	-	-	-	-	-	-	-	-	-	-	-
2006-07	Erie Otters	OHL	52	7	3	10	176	-	-	-	-	-	-	-	-	-	-	-	-	-	-
2007-08	Erie Otters	OHL	21	3	3	6	41	-	-	-	-	-	-	-	-	-	-	-	-	-	-
2008-09	Sault Ste. Marie	OHL	42	4	11	15	83	-	-	-	-	-	-	14	2	1	3	12	-	-	-
	Brampton	OHL	27	11	11	22	57	-	-	-	-	-	-	21	8	7	15	29	-	-	-
2009-10	Peoria	AHL	22	1	1	2	57	-	-	-	-	-	-	-	-	-	-	-	-	-	-
	Alaska	ECHL	27	4	7	11	48	-	-	-	-	-	-	4	1	0	1	6	-	-	-
	Bloomington	IHL	2	0	1	1	12	-	-	-	-	-	-	-	-	-	-	-	-	-	-
2010-11	Peoria	AHL	62	5	2	7	102	-	-	-	-	-	-	4	1	0	1	0	-	-	-
2011-12	Peoria	AHL	61	4	5	9	159	-	-	-	-	-	-	-	-	-	-	-	-	-	-
2012-13	Winnipeg	NHL	5	0	2	2	14	1	0	0	0	4	4:59	-	-	-	-	-	-	-	-
NHL/Jets Totals (1 season)			5	0	2	2	14	1	0	0	0	4		-	-	-	-	-	-	-	-



10239461 - NHL/GETTY IMAGES



PAUL POSTMA
DEFENCEMAN

HEIGHT: 6-4 WEIGHT: 195
SHOOTS: RIGHT
BORN: FEBRUARY 22, 1989
RED DEER, ALBERTA
CANADA

CAREER VS NHL

TEAM	GP	G	A	PTS
ANAHEIM	-	-	-	-
BOSTON	2	0	1	1
BUFFALO	2	0	0	0
CALGARY	-	-	-	-
CAROLINA	2	1	0	1
CHICAGO	-	-	-	-
COLORADO	-	-	-	-
COLUMBUS	1	0	0	0
DALLAS	-	-	-	-
DETROIT	-	-	-	-
EDMONTON	-	-	-	-
FLORIDA	5	0	1	1
LOS ANGELES	-	-	-	-
MINNESOTA	-	-	-	-
MONTREAL	3	0	0	0
NASHVILLE	-	-	-	-
NEW JERSEY	3	0	1	1
N.Y. ISLANDERS	3	2	0	2
N.Y. RANGERS	2	0	0	0
OTTAWA	2	0	0	0
PHILADELPHIA	2	0	0	0
PHOENIX	-	-	-	-
PITTSBURGH	1	0	0	0
SAN JOSE	-	-	-	-
ST. LOUIS	-	-	-	-
TAMPA BAY	4	1	2	3
TORONTO	1	0	0	0
VANCOUVER	-	-	-	-
WASHINGTON	4	0	0	0
WINNIPEG	-	-	-	-
TOTALS	38	4	5	9

2012-13: Recorded first NHL point with an assist on Jan. 21 at BOS... Scored first NHL goal on Feb. 1 at TBL, also recording two assists in the same game for his first NHL multipoint game... Scored twice for his first multigoal game on Apr. 2 at NYI... Played in 34 games with Winnipeg recording nine points (4G, 5A) and six penalty minutes... Led Winnipeg Jets rookies in games played, goals, assists, points, and power play goals... Played 27 games with St. John's (AHL) recording 18 points (7G, 11A) and 16 penalty minutes in 27 games.

2011-12: Played his first game as an IceCap on Oct. 7 at Providence, recording his first point and multi-point game (1G, 1A) and scoring the game-winning goal in the team's first regular season game... Recalled by Winnipeg on Nov. 5, appeared in first game with Jets on Nov. 5 at NJO... Played three games with the Winnipeg Jets, assigned on Nov. 13... Had a 10-game point streak (3G, 12A) from Dec. 4 to Dec. 31, a three-game goal-scoring streak from Feb. 3 to Feb. 7, and a seven-game point streak (2G, 5A) from Mar. 3 to Mar. 14... Finished fifth in scoring amongst AHL defencemen with 44 points (13G, 31A)... Finished tied for first amongst defencemen in the Calder Cup Playoffs with nine assists and fifth in total scoring with 10 points... Selected to the AHL All-Star Classic for the second consecutive season... Became the first IceCap selected to the AHL's First All-Star Team... Earned team MVP and Top defenceman honours.

2010-11: Ended second pro season in Chicago (AHL) with 45 points (12G, 33A) in 69 games... Ranked sixth among AHL defencemen in shots on goal with 175... Scored 12 points (3G, 9A) in 14 games through January, including a four-game assist streak Jan. 22-28 (4A)... Selected to play for Western Conference All-Star Team at 2011 AHL All-Star Classic... Earned first NHL recall on Feb. 15, did not dress before being assigned on Feb. 18... Played first NHL game on Mar. 9 at CAR after second recall on Mar. 8.

2009-10: Appeared in first pro game with Chicago (AHL) on Oct. 3 vs. Milwaukee... Scored first goal on Oct. 14 vs. Rockford, also recording two assists in the game... Scored a hat trick on Feb. 28 vs. San Antonio... Finished third among all AHL defencemen with 15 goals... Led all Wolves rookies in points with 29 (15G, 14A) in 63 games... Finished second among Wolves defencemen in scoring... Recorded an assist in his first Calder Cup Playoff game on Apr. 14 vs. MIL.

AMATEUR CAREER: 2008-09: Led all WHL defencemen scoring 84 points (23G, 61A) in 70 games with Calgary... Nominated for Bill Hunter Memorial Trophy as WHL's top defenceman... Named to WHL First All-Star Team... Won WHL Plus-Minus Award with a plus-67 rating... Set Hitmen team record for goals by defenceman (23) and tied record for points by a defenceman (84)... Helped Calgary reach WHL Finals, scoring 13 points (5G, 8A) in 18 games, eventually being eliminated by Kelowna in Game 6. **2007-08:** Traded early in the season from Swift Current to Calgary... Improved point total from 24 to 42... Led all Hitmen defencemen with 14 goals... Recorded 10 points (6G, 4A) in 16 games during 2008 WHL Playoffs.

CAREER TRANSACTIONS: Selected by Atlanta in the seventh round, 205th overall, of the 2007 NHL Entry Draft.



1/31/09/675 - NHL/GETTY IMAGES

CAREER HIGHLIGHTS

First NHL Goal: 3/9/11 at CAR

First NHL Goal: 2/1/13 at TBL (Lindback)

First NHL Assist: 1/21/13 at BOS

Most Goals, Game: 2 - 4/2/13 at NYI

Most Assists, Game: 2 - 2/1/13 at TBL

Most Points, Game: 3 - 2/1/13 at TBL

Most Penalty Minutes, Game: 2 (3x), last - 4/11/13 vs. FLA

Most Shots, Game: 3 (3x), last - 2/1/13 at TBL

Most Time On Ice, Game: 23:22, 2/5/13 at FLA

Longest Point Scoring Streak: 2 games - 1/31/13-2/1/13 (1G, 3A)

Longest Goal Scoring Streak: None

Longest Assist Streak: 2 games - 1/31/13-2/1/13 (3A)

Hat Tricks: None

Multiple-Point Games: 2 (1, 2-point; 1, 3-point)

Penalty Shots: None

Shootout Attempts: 0-0, 0.0%

CAREER STATISTICS

Year	Team	League	GP	G	A	PTS	REGULAR SEASON							PLAYOFFS				
							GP	+	-	PP	SH	GW	S	ATOI	GP	G	A	PTS
2004-05	Swift Current	WHL	4	0	0	0	0	0	0	0	0	-	-	-	-	-	-	-
2005-06	Swift Current	WHL	58	2	9	11	6	-11	2	0	-	-	-	-	4	0	0	0
2006-07	Swift Current	WHL	70	5	19	24	42	-19	3	0	-	-	-	-	6	0	1	1
2007-08	Swift Current	WHL	2	0	0	0	2	0	0	0	-	-	-	-	-	-	-	-
	Calgary	WHL	66	14	28	42	30	26	9	1	-	-	-	-	16	6	4	10
2008-09	Calgary	WHL	70	23	61	84	28	67	10	0	-	-	-	-	18	5	8	13
2009-10	Chicago	AHL	63	15	14	29	24	5	6	0	2	-	-	-	7	0	2	2
2010-11	Atlanta	NHL	1	0	0	0	0	0	0	0	0	1	9:55	-	-	-	-	-
	Chicago	AHL	69	12	33	45	20	-4	9	0	3	175	-	-	-	-	-	-
2011-12	Winnipeg	NHL	3	0	0	0	0	0	0	0	0	3	8:30	-	-	-	-	-
	St. John's	AHL	56	13	31	44	32	-14	7	0	3	151	-	15	1	9	10	14
2012-13	Winnipeg	NHL	34	4	5	9	6	-5	2	0	0	32	15:01	-	-	-	-	-
	St. John's	AHL	27	7	11	18	16	-3	4	0	1	79	-	-	-	-	-	-
NHL/Jets Totals (3 seasons)			38	4	5	9	6	-5	2	0	0	36	-	-	-	-	-	-



163453221 - NHL/GETTY IMAGES



ZACH
REDMOND

DEFENCEMAN

HEIGHT: 6-1 WEIGHT: 200

SHOOTS: RIGHT

BORN: JULY 26, 1988

TRAVERSE CITY, MICHIGAN

USA

CAREER VS NHL				
TEAM	GP	G	A	PTS
ANAHEIM	-	-	-	-
BOSTON	1	0	1	1
BUFFALO	-	-	-	-
CALGARY	-	-	-	-
CAROLINA	-	-	-	-
CHICAGO	-	-	-	-
COLORADO	-	-	-	-
COLUMBUS	-	-	-	-
DALLAS	-	-	-	-
DETROIT	-	-	-	-
EDMONTON	-	-	-	-
FLORIDA	2	0	2	2
LOS ANGELES	-	-	-	-
MINNESOTA	-	-	-	-
MONTREAL	-	-	-	-
NASHVILLE	-	-	-	-
NEW JERSEY	-	-	-	-
N.Y. ISLANDERS	-	-	-	-
N.Y. RANGERS	-	-	-	-
OTTAWA	1	0	0	0
PHILADELPHIA	1	0	0	0
PHOENIX	-	-	-	-
PITTSBURGH	1	0	0	0
SAN JOSE	-	-	-	-
ST. LOUIS	-	-	-	-
TAMPA BAY	1	0	0	0
TORONTO	1	1	0	1
VANCOUVER	-	-	-	-
WASHINGTON	-	-	-	-
WINNIPEG	-	-	-	-
TOTALS	8	1	3	4

2012-13: Played first NHL game on Jan. 31 at FLA... Recorded first NHL points with two assists on Feb. 5 vs. FLA... Scored first NHL goal on Feb. 7 vs. TOR... Scored first NHL goal while shorthanded, Winnipeg's only shorthanded marker of the season... Suffered a serious laceration to lower body on Feb. 20 which kept him on injured reserve until Apr. 17... Played two games with St. John's (AHL) following injury... Appeared in 38 games with St. John's during season recording 19 points (8G, 11A) and 34 penalty minutes... Recognized by the Jets with the Dan Snyder Memorial Award, given to a player who embodies perseverance, dedication and hard work without reward or recognition.

2011-12: Played first game with St. John's (AHL) on Oct. 7 at Providence... Earned his first AHL point with an assist on Oct. 8 at Manchester... Scored his first AHL goal on Nov. 12 vs. Connecticut... Tied for second on St. John's in games played (72)... Selected to play in the 2012 AHL All-Star Classic... Played in 10 Calder Cup Playoff games recording three points (1G, 2A) and 10 penalty minutes.

AMATEUR CAREER: Played four seasons with Ferris State University from 2007-2011, recording 90 points (22G, 68A) in 141 games... Named to the NCAA (CCHA) First All-Star Team in 2010-11 and Second All-Star Team in 2009-10... Served as assistant captain at Ferris State in 2008-09 and team captain in 2010-11... Led Ferris State in assists in three consecutive seasons from 2008-2011 and finished second in points twice... Won the USHL Clark Cup in 2006-07 with the Sioux Falls Stampede and received the Curt Hammer Award as USHL Gentleman of the Year... Played first professional game with the Chicago Wolves on Apr. 8/11, appearing in three games at the end of the 2010-11 season.

CAREER TRANSACTIONS: Selected by Atlanta in the seventh round, 184th overall, of the 2008 NHL Entry Draft.



162155091 - NHL/GETTY IMAGES

CAREER HIGHLIGHTS

First NHL Game: 1/31/13 at FLA

First NHL Goal: 2/7/13 vs. TOR (Reimer)

First NHL Assist: 2/5/13 vs. FLA

Most Goals, Game: 1 - 2/7/13 vs. TOR

Most Assists, Game: 2, 2/5/13 vs. FLA

Most Points, Game: 2, 2/5/13 vs. FLA

Most Penalty Minutes, Game: 4, 1/31/13 at FLA

Most Shots, Game: 3 (3x), last - 2/12/13 vs. PHI

Most Time On Ice, Game: 24:04, 2/7/13 vs. TOR

Longest Point Scoring Streak: 2 games - 2/5/13-2/7/13 (1G, 2A)

Longest Goal Scoring Streak: None

Longest Assist Streak: None

Hat Tricks: None

Multiple-Point Games: 1 (2-point)

Penalty Shots: None

Shootout Attempts: None

CAREER STATISTICS																		
Year	Team	League	REGULAR SEASON											PLAYOFFS				
			GP	G	A	PTS	PIM	+/-	PP	SH	GW	S	ATOI	GP	G	A	PTS	PIM
2005-06	Sioux Falls	USHL	48	4	7	11	57	-	-	-	-	-	11	1	2	3	4	
2006-07	Sioux Falls	USHL	60	8	31	39	37	-	-	-	-	-	8	3	7	10	8	
2007-08	Ferris State	CCHA	37	6	13	19	33	-	-	-	-	-	-	-	-	-	-	
2008-09	Ferris State	CCHA	38	3	21	24	48	-	-	-	-	-	-	-	-	-	-	
2009-10	Ferris State	CCHA	40	6	21	27	46	-	-	-	-	-	-	-	-	-	-	
2010-11	Ferris State	CCHA	26	7	13	20	20	-	-	-	-	-	-	-	-	-	-	
	Chicago	AHL	3	0	0	0	4	0	0	0	0	3	-	-	-	-	-	
2011-12	St. John's	AHL	72	8	23	31	33	9	5	0	1	132	-	10	1	2	3	10
2012-13	Winnipeg	NHL	8	1	3	4	12	0	0	1	0	13	19:34	-	-	-	-	-
	St. John's	AHL	38	8	11	19	34	9	4	0	1	101	-	-	-	-	-	-
NHL/Jets Totals (1 season)			8	1	3	4	12	0	0	1	0	13	19:34	-	-	-	-	-



160917446 - NHL/GETTY IMAGES



DEVIN

SETOGUCHI

RIGHT WING

HEIGHT: 6-0 WEIGHT: 214

SHOOTS: RIGHT

BORN: JANUARY 1, 1987

TABER, ALBERTA

CANADA

CAREER VS NHL

TEAM	GP	G	A	PTS
ANAHEIM	30	8	10	18
BOSTON	4	1	2	3
BUFFALO	6	1	1	2
CALGARY	23	3	9	12
CAROLINA	3	0	1	1
CHICAGO	18	6	8	14
COLORADO	23	14	4	18
COLUMBUS	18	7	4	11
DALLAS	30	12	9	21
DETROIT	18	8	3	11
EDMONTON	20	6	5	11
FLORIDA	5	0	0	0
LOS ANGELES	28	7	6	13
MINNESOTA	15	4	1	5
MONTREAL	4	1	2	3
NASHVILLE	18	7	7	14
NEW JERSEY	5	3	0	3
N.Y. ISLANDERS	4	1	0	1
N.Y. RANGERS	4	2	3	5
OTTAWA	4	1	0	1
PHILADELPHIA	3	2	1	3
PHOENIX	28	6	8	14
PITTSBURGH	4	0	1	1
SAN JOSE	6	0	0	0
ST. LOUIS	22	4	5	9
TAMPA BAY	5	2	1	3
TORONTO	4	1	3	4
VANCOUVER	22	6	7	13
WASHINGTON	6	1	3	4
WINNIPEG	4	2	2	4
TOTALS	384	116	106	222

2012-13: Played in all 48 games with Minnesota earning 27 points (13G, 14A) and 20 PIM... First NHL season playing every regular season game... Had career-best plus-4 effort and tied career-high with three points (1G, 2A) on Mar. 16 at COL... Finished second on Wild in goals (13), power play goals (5), hits (92) and plus/minus (+5)... Played in five Stanley Cup Playoff games scoring one goal in Game 2 on May 3 vs. CHI.

2011-12: Collected 36 points (19G, 17A) and 28 PIM in 69 games during first season with Minnesota... Went 5-for-9 on shootouts... Set career-high in average TOI at 17:35... Ranked tied for second in NHL with four game deciding shootout goals... Ranked second on team in shots (174)... Finished second on team with seven powerplay goals and third with 13 powerplay points... Tallied three points (1G, 2A) and game deciding shootout goal on Apr. 1 at CHI... Scored on a penalty shot on Mar. 6 at COL... Scored goal in Wild debut on Oct. 8 vs. CBJ.

2010-11: Recorded 41 points (22G, 19A) in 72 games with San Jose...Ranked third on the team in hits (138)... Set a career-high in game-winning goals (5)... Posted his third consecutive 20-goal season... Registered first career hat trick on Feb. 19 vs. COL... Ranked second on San Jose with 65 shots in the playoffs... Posted two points (1G, 1A) in Game 7 of Western Conference Semifinal on May 12 vs. DET... Recorded first career playoff hat trick, including third career playoff overtime goal, in Game 3 on May 4 at DET... Registered a point on two overtime goals in Western Conference Quarterfinal vs. LAK... Scored his second career overtime playoff goal in Game 3 on Apr. 19 at LAK.

2009-10: Notched 36 points (20G, 16A) in 70 games with San Jose... Ranked third on Sharks with eight power play goals and fourth in goals... Recorded five multi-goal contests... Had a three-game goal streak from Oct. 3-Oct. 6 (4G)... Ranked second on team and tied for 10th in the NHL in postseason shots (58)... Posted two assists in Game 5 of Western Conference Quarterfinal on Apr. 22 vs. COL... Scored his first career postseason overtime goal, which was also his first postseason game winner, in his first career playoff multi-goal game (two goals) in Game 2 on Apr. 16 vs. COL.

2008-09: Set career-highs in goals (31), assists (34), points (65), games played (81), plus-minus rating (+16), power play goals (11) and shots (246)...Registered 19 multi-point games... Ranked third on team in points, tied for 27th in the League in goals...Scored 30th goal on Mar. 26 vs. NSH... Named to the Sophomore Team for the YoungStars Game presented by Upper Deck (one goal)... Had a career-high seven-game point streak from Nov. 11-Nov. 28 (5G, 8A)... Registered career-high 10 shots and three points (2G, 1A) on Nov. 11 vs. NSH... Recorded three points (1G, 2A) in six Stanley Cup Playoff games.

2007-08: Tallied 17 points (11G, 6A) in 44 games during rookie season with Sharks... Collected 19 points (8G, 11A) in 23 games with Worcester (AHL)...Became first Sharks player to score two goals (Marty Turco) in his NHL debut on Oct. 29 at DAL... Made NHL postseason debut and tallied an assist in Game 4 of Western Conference Quarterfinal on Apr. 15 at CGY... Scored first postseason goal in Game 7 on Apr. 22 vs. CGY.

AMATEUR CAREER: 2006-07: Recorded 65 points (36G, 29A) in 55 games for Prince George (WHL)...Ranked 11th in WHL in goals, tied for first in shorthanded goals (six) and tied for 10th in game-winning goals (six)...Led Cougars in points and goals...Named February Player of the Month (11G, 11A in 14 games)...Selected for 2006 National Junior Team Development Camp in Calgary in July, but was unable to participate due to injury... **2005-06:** Tallied 83 points (36G, 47A) in 65 games and served as alternate captain for Saskatoon (WHL)...Led the Blades in goals and points (seventh in WHL) and was second in assists...Represented WHL in the CHL Russia Challenge... **2004-05:** Notched 64 points (33G, 31A) in 69 games for Saskatoon (WHL)... Finished second on team and tied for ninth in WHL in goals... Won the Hardest Shot competition (96 mph) at the 2005 CHL Top Prospects Skills Showcase.

INTERNATIONAL CAREER: Won a silver medal with Team Canada at the 2005 Under-18 World Championship...Led teamwith six points and ranked tied for second with four goals... Won a gold medal with Canada's Under-18 summer team at the 2004 Junior World Cup... Won a silver medal with Team Pacific as team captain at the 2004 World Under-17 Hockey Challenge.

CAREER TRANSACTIONS: Selected by San Jose in the first round, eighth overall, of the 2005NHL Entry Draft... Acquired by Minnesota along with Charlie Coyle and the 28th pick (Zack Phillips) in the 2011 NHL Entry Draft from San Jose in exchange for Brent Burns on June 24, 2011... Acquired by Winnipeg from Minnesota in exchange for a second-round draft pick in the 2014 NHL Entry Draft.

CAREER HIGHLIGHTS

First NHL Game: 10/27/07 at DAL

First NHL Goal: 10/27/07 at DAL (Turco)

First NHL Assist: 11/2/07 vs. LAK

Most Goals, Game: 3 - 2/19/11 vs. COL

Most Assists, Game: 6 (11x), last - 2/28/13 at PHX

Most Points, Game: 3 (9x), last - 3/16/13 at COL (1G, 2A)

Most Penalty Minutes, Game: 6 - 2/19/09 vs. LAK

Most Shots, Game: 10 - 11/11/08 vs. NSH

Most Time On Ice, Game: 23:18, 10/13/11 vs. EDM

Longest Point Scoring Streak: 7 games - 11/11/08-11/28/08 (5G, 8A)

Longest Goal Scoring Streak: 4 games (2x), last - 3/21/09-3/26/09 (5G)

Longest Assist Streak: 7 games - 11/11/08-11/28/08 (8A)

Hat Tricks: 1, 2/19/11 vs. COL (3G)

Multiple-Point Games: 48 (33, 2-point; 9, 3-point)

Penalty Shots: 1-2, 50.0%, last - 3/31/12 vs. LAK (Bernier) no goal


Shootout Attempts: 7-17, 41.2%

CAREER STATISTICS

Year	Team	League	REGULAR SEASON											PLAYOFFS				
			GP	G	A	PTS	PIM	+/-	PP	SH	GW	S	ATOI	GP	G	A	PTS	PIM
2002-03	Crowsnest Pass	AJHL	62	21	18	39	77	-	-	-	-	-	-	-	-	-	-	-
2003-04	Saskatoon	WHL	66	13	18	31	53	-22	-	-	-	-	-	-	-	-	-	-
2004-05	Saskatoon	WHL	69	33	31	64	34	20	8	2	3	-	-	4	0	1	1	0
2005-06	Saskatoon	WHL	65	36	47	83	69	17	11	3	6	-	-	10	8	4	12	8
2006-07	Prince George	WHL	55	36	29	65	55	6	7	6	6	-	-	15	11	10	21	24
2007-08	San Jose	NHL	44	11	6	17	8	6	3	0	2	105	14:14	9	1	1	2	2
	Worcester	AHL	23	8	11	19	25	0	2	2	0	57	-	-	-	-	-	-
2008-09	San Jose	NHL	81	31	34	65	25	16	11	0	3	246	16:12	6	1	2	3	2
2009-10	San Jose	NHL	70	20	16	36	19	0	8	0	4	165	15:17	15	5	4	9	6
2010-11	San Jose	NHL	72	22	19	41	37	-2	4	0	5	199	15:12	18	7	3	10	12
2011-12	Minnesota	NHL	69	19	17	36	28	-17	4	0	2	174	17:35	-	-	-	-	-
2012-13	Minnesota	NHL	48	13	14	27	20	5	5	0	3	97	14:26	5	1	0	1	0
	Ontario	ECHL	10	4	9	13	2	7	2	0	0	32	-	-	-	-	-	-
NHL Totals (6 seasons)			384	116	106	222	137	8	38	0	19	986		53	15	10	25	22



160921364 - NHL/GETTY IMAGES



JIM SLATER
CENTRE

HEIGHT: 6-0 WEIGHT: 200
SHOOTS: LEFT
BORN: DECEMBER 9, 1982
LAPEER, MICHIGAN
USA

CAREER VS NHL

TEAM	GP	G	A	PTS
ANAHEIM	5	0	0	0
BOSTON	26	3	4	7
BUFFALO	22	2	5	7
CALGARY	5	0	2	2
CAROLINA	39	8	4	12
CHICAGO	5	3	1	4
COLORADO	8	1	0	1
COLUMBUS	7	0	0	0
DALLAS	4	1	0	1
DETROIT	5	1	1	2
EDMONTON	4	1	0	1
FLORIDA	41	3	8	11
LOS ANGELES	3	1	1	2
MINNESOTA	7	1	0	1
MONTREAL	21	1	2	3
NASHVILLE	8	2	0	2
NEW JERSEY	26	2	1	3
N.Y. ISLANDERS	25	2	8	10
N.Y. RANGERS	18	2	2	4
OTTAWA	26	4	5	9
PHILADELPHIA	21	5	1	6
PHOENIX	5	0	1	1
PITTSBURGH	25	8	2	10
SAN JOSE	4	0	1	1
ST. LOUIS	7	0	0	0
TAMPA BAY	41	5	6	11
TORONTO	20	1	4	5
VANCOUVER	5	0	0	0
WASHINGTON	42	4	3	7
WINNIPEG	-	-	-	-
TOTALS	475	61	62	123

2012-13: Scored only goal of the season on Jan. 22 at WSH... Involved in Winnipeg's first fight of the season on Jan. 22 at WSH (Hendricks)... Sustained season ending upper body injury on Mar. 12 vs. TOR.

2011-12: Recorded a career-high 13 goals, along with eight assists for 21 points in 78 games during first season in Winnipeg... Played his first game as a Winnipeg Jet on Oct. 9 vs. MTL... Led Winnipeg with faceoff percentage of 54.4% winning 634 draws in total... Ranked 20th in NHL among centres with 600+ draws... Scored two goals in a period twice: Oct. 13 at CHI, Apr. 7 vs. TB... Set a new career-high with 118 shots on goal... Played in his 400th NHL game on Dec. 15 vs. WSH.

2010-11: Earned his 100th career point (assist) on Dec. 28 at PIT ... Season shortened to 36 games due to concussion symptoms.

2009-10: Appeared in 61 games with the Thrashers, recording 18 points (11G, 7A) ... Tied career-highs with one power play goal and two game-winning goals ... Awarded with the 2010 Dan Snyder Memorial Trophy and was co-winner of the Gliner-Reeves Community Service Award ... Scored his first goal of the season on Dec. 17 vs. DAL ... Tied his career-high with two goals on Jan. 5 at PIT ... Earned seven points (4G, 3A) over an eight-game stretch from Jan. 5-Jan. 19 ... Appeared in his 300th career game on Jan. 16 at CAR.

2008-09: Tallied 18 points (8G, 10A) in 60 games with the Thrashers ... Ranked second on the team with a career-high tying two shorthanded goals ... Missed 15 games with a shoulder injury from Jan. 21-Feb. 26 ... Returned from injury and scored his sixth goal of the season on Mar. 3 vs. FLA ... Scored his second shorthanded goal of the season, fourth of his career, on Apr. 5 at WSH.

2007-08: Appeared in 69 games for Atlanta, posting 13 points (8G, 5A) ... Missed nine games with a lower-body injury from Dec. 29-Jan. 15 ... Appeared in three games with the Chicago Wolves (AHL) on a conditioning assignment from Jan. 16-Jan. 23 ... Scored his first two goals of the season in back-to-back games on Jan. 30 vs. PIT and Feb. 1 vs. BUF ... Posted goals in back-to-back games on Mar. 1 at BOS and Mar. 2 at PIT ... Appeared in his 200th career NHL game on Mar. 5 vs. CAR ... Earned his first-career two-goal game, including the first shorthanded tally of his career, on Mar. 21 vs. WSH.

2006-07: Played in 74 games, recording 19 points (5G, 14A) ... Set a new career-high with 14 assists and ranked fifth on the team with a plus-8 rating ... Missed four games with a lower-body injury from Nov. 30-Dec. 7 ... Played in his 100th career NHL game on Dec. 15 vs. WSH ... Set career-high with three-game point streak (1G, 2A) from Dec. 26-Dec. 30... Made his NHL post-season debut on Apr. 12 vs. NYR ... Appeared in four playoff games.

2005-06: Recorded 20 points (10G, 10A) in 71 games during his rookie season with the Thrashers ... Earned his first NHL point with one assist on Nov. 4 at WSH ... Earned 18 of his 20 points at even strength ... Made his NHL debut on Oct. 5 at FLA ... Earned two points (1G, 1A) in four games with the Wolves... recalled by Atlanta on Oct. 22 after being re-assigned to Chicago on Oct. 6 ... Scored his first NHL goal on 11/9 vs. PIT ... Earned six points (3g, 3a) over a six-game span from Nov. 4-Nov. 16 ... Won 57.6% of his face-offs (84-for-146) during the final 22 games, including winning 91% (10-for-11) on Mar. 18 vs. PHI ... Earned a two-game goal and point streak (2G) from Apr. 1-Apr. 3.

AMATEUR CAREER: Recorded 172 points (64g, 108a) and 144 penalty minutes in 157 career games with Michigan State University from 2001 to 2005 ...Missed just six games during his four-year tenure and appeared in 88 consecutive games from Mar. 7/03 to Mar. 19/05, including every game of his junior and senior seasons ... Named Michigan State's MVP in consecutive seasons (2003-04 and 2004-05) ... Two-time selection to the CCHA First All-Conference Team (2002-03 and 2003-04). **2004-05:** Tied career-high with 48 points (16g, 32a) in 41 games with MSU ... Recorded career-best 32 assists and eight power play goals. **2003-04:** A Top 10 Finalist for the Hobey Baker Memorial Trophy ... Finalist for the CCHA Player of the Year Award ... Recipient of Michigan State's Outstanding Offensive Player Award ... Tied for 10th among all NCAA Division I players, tied for CCHA lead and led his team with 48 points (19g, 29a) in 42 games with the Spartans ... Led CCHA with a career-best plus-27 rating ... Named CCHA Player of the Month for February. **2002-03:** Recorded 44 points (18g, 26a) in 37 games with Michigan State ... Named to the NCAA Second All-American Team and named a CCHA First-Team All-Star ... Ranked 10th in the CCHA and led Michigan State underclassmen in points ... Ranked second on Spartans in goals, and was 10th in the league and third on team in assists. **2001-02:** Recorded 32 points (11g, 21a) in 37 games as a freshman at Michigan State ... Led MSU freshmen in goals, assists and points ...Ranked second on the team in assists and was fourth in points and assists ... Honored as Michigan State's Rookie of the Year ... Named to the CCHA All-Rookie Team.

INTERNATIONAL CAREER: Represented United States at 2012 IIHF World Championships in Helsinki & Stockholm. Recorded three points (2G, 1A) in eight tournament games... Member of the United States team at the 2006 IIHF World Championships in Riga, Latvia, tallying one assist in seven games ... Played for USA at the 2002 World Junior Championships, recording five points (1g, 4a) in seven games ... Led team in assists and was third in points.

CAREER TRANSACTIONS: Selected by Atlanta in the first round, 30th overall, of the 2002 NHL Entry Draft.

CAREER HIGHLIGHTS

First NHL Game: 10/5/05 at FLA

First NHL Goal: 11/9/05 vs. PIT (Caron)

First NHL Assist: 11/4/05 at WSH

Most Goals, Game: 2 (5x), last - 4/7/12 vs. TB

Most Assists, Game: 2, 12/7/07 vs. NYR

Most Points, Game: 2 (12x), last - 4/7/12 vs. TB (2G)

Most Penalty Minutes, Game: 10 (3x), last - 3/6/09 vs. MTL

Most Shots, Game: 6 (4x), last - 11/10/11 vs. FLA

Most Time On Ice, Game: 19:27, 3/6/06 vs. FLA

Longest Point Scoring Streak: 3 games (3x), last - 1/17/09-3/3/09(2G, 1A)

Longest Goal Scoring Streak: 2 games (7x), last - 10/22/11-10/27/11 (2G)

Longest Assist Streak: 2 games (6x), last - , 12/18/10-12/20/20 (2A)

Hat Tricks: None

Multiple-Point Games: 12 (12, 2-point)

Penalty Shots: 0-2, 0.0%, last - 10/29/09 vs. WSH (Varlamov) no goal

Shootout Attempts: 1-1, 100.0%

CAREER STATISTICS

Year	Team	League	REGULAR SEASON											PLAYOFFS			
			GP	G	A	PTS	PIM	+/-	PP	SH	GW	S	ATOI	GP	G	A	PTS
1998-99	Cleveland	NAHL	50	13	20	33	58	-	-	-	-	-	-	2	0	0	2
1999-00	Cleveland	NAHL	56	35	50	85	129	-	-	-	-	-	-	3	1	3	4
2000-01	Cleveland	NAHL	48	27	37	64	122	-	-	-	-	-	-	6	6	6	12
2001-02	Michigan State	CCHA	37	11	21	32	50	-	-	-	-	-	-	-	-	-	-
2002-03	Michigan State	CCHA	37	18	26	44	26	-	-	-	-	-	-	-	-	-	-
2003-04	Michigan State	CCHA	42	19	29	48	38	-	-	-	-	-	-	-	-	-	-
2004-05	Michigan State	CCHA	41	16	32	48	30	-	-	-	-	-	-	-	-	-	-
2005-06	Atlanta	NHL	71	10	10	20	46	1	1	0	0	108	10:05	-	-	-	-
	Chicago	AHL	4	0	2	2	2	-	-	-	-	-	-	-	-	-	-
2006-07	Atlanta	NHL	74	5	14	19	62	8	0	0	2	90	10:13	4	0	0	0
2007-08	Atlanta	NHL	69	8	5	13	41	-10	0	2	0	95	10:23	-	-	-	-
	Chicago	AHL	3	0	0	0	0	-	-	-	-	-	-	-	-	-	-
2008-09	Atlanta	NHL	60	8	10	18	52	0	0	2	0	94	11:14	-	-	-	-
2009-10	Atlanta	NHL	61	11	7	18	60	1	1	0	2	107	12:12	-	-	-	-
2010-11	Atlanta	NHL	36	5	7	12	19	4	0	0	1	53	10:34	-	-	-	-
2011-12	Winnipeg	NHL	78	13	8	21	42	-9	0	1	1	118	14:45	-	-	-	-
2012-13	Winnipeg	NHL	26	1	1	2	19	-3	0	0	0	22	10:27	-	-	-	-
NHL/Jets Totals (5 seasons)			475	61	62	123	341	-8	2	5	6	687		4	0	0	2



161468045 - NHL/GETTY IMAGES



MARK STUART
DEFENCEMAN

HEIGHT: 6-2 WEIGHT: 211
SHOOTS: LEFT
BORN: APRIL 27, 1984
ROCHESTER, MINNESOTA
USA

CAREER VS NHL

TEAM	GP	G	A	PTS
ANAHEIM	4	0	0	0
BOSTON	8	0	1	1
BUFFALO	32	0	3	3
CALGARY	3	0	1	1
CAROLINA	27	2	3	5
CHICAGO	4	0	0	0
COLORADO	4	0	0	0
COLUMBUS	4	1	0	1
DALLAS	4	1	1	2
DETROIT	5	0	0	0
EDMONTON	4	0	0	0
FLORIDA	27	2	4	6
LOS ANGELES	6	0	0	0
MINNESOTA	5	0	0	0
MONTREAL	32	1	3	4
NASHVILLE	5	0	0	0
NEW JERSEY	23	2	4	6
N.Y. ISLANDERS	20	0	3	3
N.Y. RANGERS	22	0	2	2
OTTAWA	32	1	2	3
PHILADELPHIA	23	1	3	4
PHOENIX	7	1	0	1
PITTSBURGH	23	0	2	2
SAN JOSE	3	0	0	0
ST. LOUIS	6	0	0	0
TAMPA BAY	23	2	1	3
TORONTO	34	1	4	5
VANCOUVER	3	0	0	0
WASHINGTON	23	1	2	3
WINNIPEG	12	3	1	4
TOTALS	428	19	40	59

2012-13: Led Jets defencemen in hits with 111... Ranked second on the team with 81 blocked shots... Recorded two points (1G, 1A) on Mar. 10 at NJD for the fifth multipoint game of his career.

2011-12: Completed first season in Winnipeg with 14 points (3G, 11A) and 98 PIM in 80 games... Named an assistant captain for 2011-12 season... Scored first career shorthanded goal on Nov. 12 at CBJ... Set single game career-high with 24:20 TOI on Nov. 8 at BUF... Finished season tied for eighth in the NHL with 182 blocked shots... Second highest hit total on the Jets with 198... One of three players in NHL with over 180 blocked shots and hits (Smid, Girardi)... Recorded two assists and a plus-4 rating on Mar. 1 vs. FLA, his first multipoint game since Feb. 7, 2009.

2010-11: Acquired by Atlanta from Boston on Feb. 18 in a four-player deal... Recorded 24 penalty minutes, 50 hits and 37 blocked shots in 21 games with Atlanta... Scored his first point with Atlanta (goal) on March 27 vs. OTT... Totaled five points (1G, 4A) in 31 games with Boston prior to being traded... Had three points (1G, 2A) and a plus-5 rating in five games from Jan. 17-Feb. 15.

2009-10: Injuries limited him to 56 games ... When he missed the Dec. 18 game with a broken sternum it snapped a 214 consecutive games played (regular season & playoffs) streak, as he had not missed a game since breaking into the NHL on a full-time basis at the start of the 2007-08 season... Had points in consecutive games Oct. 16-17 (1G, 1A) ... Had six fighting majors, including two in one game on March 11 at PHI ... Played his 200th NHL game Oct. 10 vs. NYI ... Missed 26 regular season games and the first nine playoff games to injury.

2008-09: Played in all 82 games for the second straight season ... Established career season-highs in all offensive categories with 5G, 12A ... Had three multiple-point games, all two-point efforts including his first career multiple-point game with two goals Dec. 12 at ATL ... Had points in consecutive games twice, from Dec. 12-13 (2G, 1A) and March 22-28 (0G, 2A).

2007-08: Played his first full NHL season and was one of three Bruins to play in all 82 games ... Had points in consecutive games March 20-22 (1G, 1A) ... Played his 100th NHL game March 8 vs. WSH ... Played his first career game vs. one of his brothers when he and older brother Colin faced off in Colin's first NHL game Dec. 29 at ATL ... He and Colin also scored in the same game when both tallied on Dec. 31 in Boston with Mark's goal proving the game-winner and Colin's his first in the NHL ... Played his first NHL playoff game April 10 in Montreal and recorded his first playoff point with an assist April 13 vs. the Canadiens.

2006-07: Began the season as a non-roster player while recuperating from off-season knee surgery ... Assigned to Providence (AHL) on Nov. 7 and spent most of the season in Providence recording 4G, 16A and 62 PIM in 49 AHL games ... Recalled on three occasions to Boston - from Nov. 21-Dec. 9 (0G, 1A in 7 games), March 13-25 and March 23-29.

2005-06: Played most of his first pro season with Providence (AHL) recording 4G, 3A and 76 PIM in 60 games ... Recalled twice to Boston, from March 10-11 and March 13-April 15 ... Played his first NHL game March 11 vs. NYI, recorded his first NHL point with an assist March 16 vs. OTT and scored his first NHL goal April 10 vs. WSH on Olaf Kolzig.

AMATEUR CAREER: Played three years of college hockey at Colorado College, where he captained the team his junior season ... Scored 54 points with 275 PIM in 118 career college games... Named the WCHA's Defensive Player of the Year and a First Team West All-American in 2004-05 as he led the Tigers to the Frozen Four ... Named to the WCHA's All-Rookie Team in 2002-03 and was a Third Team All-WCHA selection in 2003-04.

INTERNATIONAL CAREER: Captained Team USA to its first-ever Gold Medal at the 2004 World Junior Championships (0G, 2A totals and four PIM in six games) and also to their first-ever Gold Medal at the 2002 World Under-18 Championships ... Also played for Team USA in the IIHF World Championships in 2003 (0G, 1A with two PIM in seven games) and 2008 (four PIM in seven games).

CAREER TRANSACTIONS: Selected by Boston in the first round, 21st overall, of the 2003 NHL Entry Draft... Acquired by Atlanta with Blake Wheeler for Rich Peverley and Boris Valabik on Feb. 18, 2011.

CAREER HIGHLIGHTS

First NHL Game: 3/11/06 vs. NYI

First NHL Goal: 3/10/06 vs. WSH (Kolzig)

First NHL Assist: 3/16/06 vs. OTT

Most Goals, Game: 2, 12/12/08 at ATL

Most Assists, Game: 2 (2x), last - 3/1/12 vs. FLA

Most Points, Game: 2 (5x), last - 3/10/13 at NJD (1G, 1A)

Most Penalty Minutes, Game: 17, 12/28/07 at CAR

Most Shots, Game: 5, 12/22/07 vs. STL

Most Time On Ice, Game: 24:20, 11/8/11 at BUF

Longest Point Scoring Streak: 2 games (5x), last - 11/10/11-11/12/11 (0G, 1A)

Longest Goal Scoring Streak: 1 game (16x), last - 12/3/11 vs. NJD (1G)

Longest Assist Streak: 2 games, 3/22/09-3/28/09 (2A)

Hat Tricks: None

Multiple-Point Games: 5 (5, 2-point)

Penalty Shots: None

Shootout Attempts: 0-0, 0.0%

CAREER STATISTICS

Year	Team	League	GP	G	A	REGULAR SEASON										PLAYOFFS					
						PTS	+/–	PP	SH	GW	S	ATOI	GP	G	A	PTS	PIM				
2002-03	Colorado College	WCHA	38	3	17	20	81	-	-	-	-	-	-	-	-	-	-	-	-	-	
2003-04	Colorado College	WCHA	37	4	11	15	100	-	-	-	-	-	-	-	-	-	-	-	-	-	
2004-05	Colorado College	WCHA	42	5	13	18	94	-	-	-	-	-	-	-	-	-	-	-	-	-	
2005-06	Boston	NHL	17	1	1	2	10	-1	1	0	0	9	17:46	-	-	-	-	-	-	-	
	Providence	AHL	60	4	3	7	76	4	3	0	1	56	-	6	0	0	0	25	-	-	
2006-07	Boston	NHL	15	0	1	1	14	7	0	0	0	4	10:23	-	-	-	-	-	-	-	
	Providence	NHL	49	4	16	20	62	4	3	0	1	80	-	3	0	1	1	9	-	-	
2007-08	Boston	NHL	82	4	4	8	81	2	0	0	1	60	15:22	7	0	1	1	8	-	-	
2008-09	Boston	NHL	82	5	12	17	76	20	0	0	1	61	15:24	11	0	1	1	7	-	-	
2009-10	Boston	NHL	56	2	5	7	80	1	0	0	0	53	17:01	4	0	0	0	6	-	-	
2010-11	Boston	NHL	31	1	4	5	23	8	0	0	1	20	16:54	-	-	-	-	-	-	-	
	Atlanta	NHL	23	1	0	1	24	-8	0	0	0	21	14:50	-	-	-	-	-	-	-	
2011-12	Winnipeg	NHL	80	3	11	14	98	-4	0	1	1	60	17:12	-	-	-	-	-	-	-	
2012-13	Winnipeg	NHL	42	2	2	4	53	4	0	0	0	40	16:42	-	-	-	-	-	-	-	
NHL Totals (7 seasons)			428	19	40	59	459	29	0	1	4	328	22	0	2	2	21	-	-	-	-
Jets Totals (2 seasons)			145	6	13	19	175	-8	0	1	1	121	-	-	-	-	-	-	-	-	-



15093800 - NHL/GETTY IMAGES



**ERIC
TANGRA DI**
LEFT WING

HEIGHT: 6-4 WEIGHT: 229
SHOOTS: LEFT
BORN: FEBRUARY 10, 1989
PHILADELPHIA, PENNSYLVANIA
USA

CAREER VS NHL

TEAM	GP	G	A	PTS
ANAHEIM	-	-	-	-
BOSTON	3	0	0	0
BUFFALO	5	0	0	0
CALGARY	-	-	-	-
CAROLINA	6	0	0	0
CHICAGO	-	-	-	-
COLORADO	1	0	0	0
COLUMBUS	2	0	1	1
DALLAS	2	0	0	0
DETROIT	-	-	-	-
EDMONTON	-	-	-	-
FLORIDA	4	0	0	0
LOS ANGELES	-	-	-	-
MINNESOTA	-	-	-	-
MONTREAL	4	0	0	0
NASHVILLE	1	0	0	0
NEW JERSEY	5	0	1	1
N.Y. ISLANDERS	7	1	2	3
N.Y. RANGERS	7	0	1	1
OTTAWA	6	0	0	0
PHILADELPHIA	6	0	0	0
PHOENIX	-	-	-	-
PITTSBURGH	2	0	0	0
SAN JOSE	-	-	-	-
ST. LOUIS	1	0	0	0
TAMPA BAY	5	1	0	1
TORONTO	4	0	1	1
VANCOUVER	-	-	-	-
WASHINGTON	7	0	0	0
WINNIPEG	3	0	1	1
TOTALS	81	2	7	9

2012-13: Played in his first game with Winnipeg on Feb. 15 vs. the team he was traded from, Pittsburgh... Scored first goal with Winnipeg on Mar. 7 at TBL... Played career-high 17:39 TOI on Apr. 22 at BUF.

2011-12: Physical winger recorded 42 hits in 24 games (1.75 per game)... Saw action in two postseason games for Pittsburgh... Posted first career NHL playoff point with an assist in Game 4 at PHI... Played majority of season with Wilkes-Barre/Scranton (AHL) posting 15 goals and 31 points in 37 games... Produced nearly a point-per-game in AHL postseason. Recorded 9 points (4G, 5A) in 10 contests.

2010-11: Scored first NHL goal on Oct. 15 vs. NYI on Rick DiPietro... Recorded Played in first NHL postseason game on Apr. 20 at TBL... Played in 42 games with Wilkes-Barre/Scranton (AHL) recording 33 points (18G, 15A) in 42 games... Selected to play in the 2011 AHL All-Star Classic.

2009-10: Made NHL debut with Pittsburgh on Apr. 11 at NYI... Scored first professional goal with Wilkes-Barre/Scranton (AHL) on Nov. 11... Recorded an assist in his first pro game with Wilkes-Barre/Scranton on Oct. 3.

AMATEUR CAREER: 2008-09: Led the Belleville Bulls in scoring with 88 points (38G, 50A) in 55 games... Chosen to play in the 2009 OHL All-Star Classic and recorded three assists in the game... Helped lead the Bulls to the Conference Finals eventually losing to Brampton.

CAREER TRANSACTIONS: Selected by Anaheim in the second round, 42nd overall, in the 2007 NHL Entry Draft... Acquired by Pittsburgh with Chris Kunitz for Ryan Whitney on Feb. 26, 2009... Acquired by Winnipeg for a sixth round draft choice in the 2013 NHL Entry Draft (Dane Birks) on Feb. 13, 2013.



1678784 - NHL/BETTMANN

CAREER HIGHLIGHTS

First NHL Game: 4/11/10 at NYI

First NHL Goal: 10/15/10 vs. NYI (DiPietro)

First NHL Assist: 10/11/10 at NJD

Most Goals, Game: 1 (2x), last - 3/7/13 at TBL

Most Assists, Game: 2, 4/2/13 at NYI

Most Points, Game: 2, 4/2/13 at NYI (2A)

Most Penalty Minutes, Game: 10, 4/23/13 at WSH

Most Shots, Game: 4 (3x), last - 4/16/13 vs. TBL

Most Time On Ice, Game: 17:39, 4/22/13 at BUF

Longest Point Scoring Streak: None

Longest Goal Scoring Streak: None

Longest Assist Streak: None

Hat Tricks: None

Multiple-Point Games: None

Penalty Shots: None


Shootout Attempts: 0-0, 0.0%

CAREER STATISTICS

Year	Team	League	REGULAR SEASON													PLAYOFFS				
			GP	G	A	PTS	PIM	+/-	PP	SH	GW	S	ATOI	GP	G	A	PTS	PIM		
2006-07	Belleville	OHL	65	5	15	20	32	12	0	1	-	-	15	8	9	17	14			
2007-08	Belleville	OHL	56	24	36	60	41	10	10	1	5	-	21	7	11	18	20			
2008-09	Belleville	OHL	55	38	50	88	61	39	12	1	9	-	16	8	13	21	12			
2009-10	Pittsburgh	NHL	1	0	0	0	31	0	0	0	0	3	13:49	-	-	-	-			
	Wilkes-Barre	AHL	65	17	22	39	0	-1	8	0	5	-	4	1	1	2	6			
2010-11	Pittsburgh	NHL	15	1	2	3	10	-4	0	0	0	18	11:12	1	0	0	0			
	Wilkes-Barre	AHL	42	18	15	33	86	9	4	0	2	138	-	-	-	-				
2011-12	Pittsburgh	NHL	24	0	2	2	16	-4	0	0	0	20	8:56	2	0	1	1			
	Wilkes-Barre	AHL	37	15	16	31	40	1	5	0	1	86	-	10	4	5	9			
2012-13	Winnipeg	NHL	36	1	3	4	57	-4	0	0	0	44	10:17	-	-	-	-			
	Pittsburgh	NHL	5	0	0	0	0	2	0	0	0	4	8:32	-	-	-	-			
	Wilkes-Barre	AHL	34	10	8	18	22	-8	6	0	2	105	-	-	-	-				
NHL Totals (4 seasons)			81	2	7	9	48	-10	0	0	0	89	3	0	1	1	0			
Jets Totals (1 season)			36	1	3	4	57	3	0	0	0	93	-	-	-	-	-			



1678784 - NHL/BETTMANN



CHRIS THORBURN

RIGHT WING

HEIGHT: 6-3 WEIGHT: 235
SHOOTS: RIGHT
BORN: JUNE 3, 1983
SAULT STE. MARIE, ONTARIO
CANADA

CAREER VS NHL

TEAM	GP	G	A	PTS
ANAHEIM	5	2	3	5
BOSTON	23	1	0	1
BUFFALO	22	2	1	3
CALGARY	5	2	1	3
CAROLINA	37	1	3	4
CHICAGO	5	0	0	0
COLORADO	9	0	2	2
COLUMBUS	6	0	0	0
DALLAS	4	0	0	0
DETROIT	7	1	0	1
EDMONTON	5	0	0	0
FLORIDA	37	4	3	7
LOS ANGELES	5	1	0	1
MINNESOTA	6	0	0	0
MONTREAL	25	2	3	5
NASHVILLE	6	1	0	1
NEW JERSEY	24	3	4	7
N.Y. ISLANDERS	28	3	4	7
N.Y. RANGERS	24	0	3	3
OTTAWA	21	1	5	6
PHILADELPHIA	25	4	3	7
PHOENIX	5	1	0	1
PITTSBURGH	22	1	5	6
SAN JOSE	6	0	1	1
ST. LOUIS	8	0	1	1
TAMPA BAY	34	2	5	7
TORONTO	19	4	8	12
VANCOUVER	5	0	0	0
WASHINGTON	36	0	1	1
WINNIPEG	1	0	0	0
TOTALS	468	34	52	86

2012-13: Appeared in 42 games with Winnipeg recording four points (2G, 2A) and 70 penalty minutes... Led Jets with nine fighting majors, tied for eighth most in the League... Scored a goal and recorded a season-high three shots on Jan. 21 at BOS.

2011-12: Completed first season in Winnipeg with 11 points (4G, 7A) and 83 PIM in 72 games... Earned his first point as a Jet with an assist on Oct. 27 at PHI... Took his first career penalty shot on Jan. 10/12 at BOS, failed to score... Assessed two fighting majors in one game, both fights with Mike Rupp, on Jan. 24 at NYR.

2010-11: Led Thrashers forwards with 71 blocked shots ... Ranked third on the team with 128 hits ... Set career-highs in goals (9) and points (19)... Scored seven points (1G, 6A) in six-game span from Dec. 11-20 ... Set a new career-high with a three-point game (1G, 2A), also posting a plus-4 rating vs. NJ on Dec. 18 ... Strung together a career-high four-game point streak (3G, 1A) from Oct. 9-16 ... Scored three goals during a career-high three-game goal streak from Oct. 9-15 ... Tallied his first career power play goal at ANA on Oct. 15.

2009-10: Registered 13 points (4G, 9A) in 76 games for the Thrashers... Led the team and tied for fifth in the NHL with a career-high three shorthanded goals ... Earned a career-high plus-six rating ... Began the season with assists in back-to-back games ... Scored his first goal of the season and appeared in his 200th career game on Oct. 16 at NJ ... Called for a season-high 15 penalty minutes on Nov. 13 vs. LA.

2008-09: Played in all 82 games for Atlanta, earning 15 points (7G, 8A) ... Set new career highs for games played (82), penalty minutes (104), shots (85) and average time on ice per game (9:35) ... Scored his first goal of the year on Nov. 25 at TOR ... Earned three points (2G, 1A) over a four-game stretch from Dec. 2-10 ... Set a career high with 16:38 of ice time on Dec. 13 at BOS ... Tallied a season-high two points (1G, 1A) on Jan. 20 vs. MTL ...

2007-08: Recorded 18 points (5G, 13A) in 73 games during his first season with the Thrashers ... Made his debut in a Thrashers uniform on Oct. 10 at OTT ... Scored his first goal of the season and first as a Thrasher on Nov. 9 at FLA ... Called for a career-high 17 penalty minutes on Jan. 18 at BUF ... Posted his first multiple-point game as a Thrasher with two points (1G, 1A) and earned a season-high plus-3 rating in a season-high 14:58 of ice time on March 13 vs. CGY ... Recorded eight points (2G, 6A) in the final 11 games of the season from March 18-April 5.

2006-07: Appeared in 39 games with Pittsburgh, recording five points (3G, 2A) and 69 penalty minutes ... Earned a plus or even rating in 32 out of 39 contests and finished season with a plus-1 rating ... Averaged 7:53 of ice time in his first full NHL season ... Scored his first-career NHL goal on Nov. 6 at ANA on J-S Giguere ... Tallied his first-career game-winning goal on Nov. 28 vs. NYI ... Skated in a season-high 13:37 of ice time on Dec. 1 at NJ ... Had a two-game point streak (1G, 1A) from Dec. 11-13.

2005-06: Set AHL career highs with 77 games played, 23 goals, 27 assists and 50 points with Rochester ... Led the Amerks with 11 power play goals and was third on the team in points ... Earned his first NHL recall on Dec. 2 and made his NHL debut that night vs. SJ ... Tallied his first NHL point with an assist on Dec. 4 vs. COL.

2004-05: Recorded 29 points (12g, 17a) in 73 games with Rochester.

2003-04: Posted 22 points (6g, 16a) in 58 games during his first professional season with Rochester ... Recorded five points (3G, 2A) in 16 Calder Cup Playoff games ... Missed 21 games with a foot injury ... Scored his first professional goal, on the power play, on Dec. 27 at Toronto ... Recorded his first professional assist on Dec. 28 vs. Syracuse ... Recorded his first professional post-season point (assist) on April 21 vs. Syracuse.

AMATEUR CAREER: Tallied 203 points (79G, 124A) and 333 PIM in 253 career OHL games with North Bay, Saginaw and Plymouth ... **2002-03:** Split the season between Saginaw and Plymouth, recording a career-high 71 points and 30 goals, and added 41 assists ... Led Saginaw with 38 points (19g, 19a) prior to being traded to Plymouth for Taylor Raszka on Jan. 6 ... Helped lead Plymouth to a West Division Title, recording 33 points (11G, 22A) in 27 games after the trade ... Named the Whalers MVP for the post season ... **2001-02:** Led North Bay with 58 points (15g, 43a) in 67 games ... Recorded a career-high 112 penalty minutes. **2000-01:** Ranked fourth on North Bay with 54 points (22g, 32a) ... Scored eight power play goals ... **1999-00:** Ranked 10th in scoring on North Bay with 20 points (12G, 8A) in 58 games during his rookie OHL season.

CAREER TRANSACTIONS: Selected by Buffalo in the second round, 50th overall, in the 2001 NHL Entry Draft... Claimed off waivers by Pittsburgh on Oct. 3, 2006... Acquired by Atlanta for a third-round selection (Robert Bortuzzo) in the 2007 NHL Entry Draft.

CAREER HIGHLIGHTS

First NHL Game: 12/2/05 vs. SJ

First NHL Goal: 11/6/06 at ANA (Giguere)

First NHL Assist: 12/4/05 at COL

Most Goals, Game: 1 (3x), last - 3/5/12 vs. BUF

Most Assists, Game: 2 (2x), last - 12/13/10 at OTT

Most Points, Game: 3, 12/18/10 vs. NJ (1G, 2A)

Most Penalty Minutes, Game: 17, 1/18/08 at BUF

Most Shots, Game: 5 (2x), last - 4/1/08 vs. FLA

Most Time On Ice, Game: 17:18, 1/26/11 vs. WSH

Longest Point Scoring Streak: 4 games, 10/9/10-10/16/10 (3G, 1A)

Longest Goal Scoring Streak: 3 games, 10/9/10-10/15/10 (3G)

Longest Assist Streak: 2 games (8x), last - 12/18/10-12/20/10 (3A)

Hat Tricks: None

Multiple-Point Games: 6 (1, 3-point; 5, 2-point)

Penalty Shots: 0-1, 0.0% last - 1/10/12 at BOS (Rask) - no goal

Shootout Attempts: 0-1, 0.0%

CAREER STATISTICS

Year	Team	League	REGULAR SEASON												PLAYOFFS			
			GP	G	A	PTS	PIM	+/-	PP	SH	GW	S	ATOI	GP	G	A	PTS	PIM
1999-00	North Bay	OHL	56	12	8	20	33	-	-	-	-	-	6	0	2	2	0	
2000-01	North Bay	OHL	66	22	32	54	64	-	-	-	-	-	4	0	1	1	9	
2001-02	North Bay	OHL	67	15	43	58	112	-	-	-	-	-	5	1	2	3	8	
2002-03	Saginaw	OHL	37	19	19	38	68	-	-	-	-	-	-	-	-	-	-	
	Plymouth	OHL	27	11	22	33	56	-	-	-	-	-	18	11	9	20	10	
2003-04	Rochester	AHL	58	6	16	22	77	-	-	-	-	-	16	3	2	5	18	
2004-05	Rochester	AHL	73	12	17	29	185	-	-	-	-	-	4	0	1	1	2	
2005-06	Buffalo	NHL	2	0	1	1	7	-1	0	0	0	1	6:52	-	-	-	-	
	Rochester	AHL	77	23	27	50	134	-	-	-	-	-	-	-	-	-	-	
2006-07	Pittsburgh	NHL	39	3	2	5	69	1	0	0	1	40	7:54	-	-	-	-	
	Wilkes-Barre	AHL	3	0	1	1	2	-	-	-	-	-	-	-	-	-	-	
2007-08	Atlanta	NHL	73	5	13	18	92	-4	0	0	1	72	8:56	-	-	-	-	
2008-09	Atlanta	NHL	82	7	8	15	104	-10	0	0	1	85	9:35	-	-	-	-	
2009-10	Atlanta	NHL	76	4	9	13	89	6	0	3	0	63	9:58	-	-	-	-	
2010-11	Atlanta	NHL	82	9	10	19	77	-4	2	0	0	114	13:47	-	-	-	-	
2011-12	Winnipeg	NHL	72	4	7	11	83	-6	0	0	0	69	10:10	-	-	-	-	
2012-13	Winnipeg	NHL	42	2	2	4	70	-5	0	0	0	13	6:19	-	-	-	-	
NHL Totals (8 seasons)			468	34	52	86	591	-23	2	3	3	457		-	-	-	-	
Jets Totals (6 seasons)			427	31	49	80	515	-23	2	3	2	388		-	-	-	-	



103801303 - NHL/GETTY IMAGES



BLAKE
WHEELER

RIGHT WING

HEIGHT: 6-5

WEIGHT: 223

SHOOTS: RIGHT

BORN: AUGUST 31, 1986

ROBBINSDALE, MINNESOTA

USA

CAREER VS NHL

TEAM	GP	G	A	PTS
ANAHEIM	5	1	2	3
BOSTON	8	4	3	7
BUFFALO	26	4	7	11
CALGARY	3	2	0	2
CAROLINA	24	8	12	20
CHICAGO	4	1	2	3
COLORADO	5	2	5	7
COLUMBUS	3	0	0	0
DALLAS	4	0	5	5
DETROIT	5	1	2	3
EDMONTON	4	1	2	3
FLORIDA	25	7	10	17
LOS ANGELES	6	2	3	5
MINNESOTA	6	0	2	2
MONTREAL	25	8	5	13
NASHVILLE	4	3	0	4
NEW JERSEY	18	5	3	8
N.Y. ISLANDERS	18	2	9	11
N.Y. RANGERS	18	2	4	6
OTTAWA	23	7	5	12
PHILADELPHIA	21	1	17	18
PHOENIX	6	0	3	3
PITTSBURGH	19	5	8	13
SAN JOSE	4	0	0	0
ST. LOUIS	5	5	1	6
TAMPA BAY	21	4	12	16
TORONTO	24	11	5	16
VANCOUVER	4	1	0	1
WASHINGTON	23	4	7	11
WINNIPEG	11	2	5	7
TOTALS	372	93	139	232

2012-13: Tied career-best six-game point streak with 11 points (3G, 8A) from Apr. 6 to Apr. 20... Recorded three points (1G, 2A each) in back-to-back games on Apr. 16 vs. TBL and Apr. 18 vs. CAR... Scored two goals in three separate games in a span of eight days: Mar. 12 vs. TOR, Mar. 16 at TOR, Mar. 19 vs. BOS... Led Winnipeg Jets in goals with 19 scored in 48 games... Tied for NHL lead with four empty net goals... Tied for team lead in shootout goals with two scored on five attempts... Played all 48 games, appearing in every regular season game for the second time in his career.

2011-12: Led the Winnipeg Jets in scoring in the team's inaugural season, compiling 64 points (17G, 47A) in 80 games... Set new career-highs in assists (47), points (64), power play goals (6), penalty minutes (55), and shots (208)... Ranked fourth in NHL with 38 even strength assists... Named NHL Second Star for the week ending Feb. 19 when he scored eight points (1G, 7A) in four games... Led Winnipeg with four shootout goals scored on six shootout attempts (66.7%)... Set single game career-high for assists and points in a game with four helpers on Feb. 19 vs. COL... Recorded two different six-game point streaks: Feb. 16-25, March 1-March 18 (4G, 4A) come to an end on March 18/12 vs. CAR (3-4L)... Scored in four straight games from Mar. 1- Mar. 9 (4G).

2010-11: Played his 200th NHL game on Jan. 1 at BUF ... Scored his 100th career NHL point (assist) on Jan. 10 at PIT ... Had a four-game scoring streak from Jan. 8-Jan. 13 (1G, 4A), along with a plus-6 rating ... Totaled 27 points (11G, 16A) in 58 games with Boston prior to being traded... Acquired by Atlanta from Boston on Feb. 18 in a four-player deal ... Scored 13 points (5G, 8A) in his first 16 games with Atlanta, from Feb. 19-Mar. 27 ... Ranked second on Thrashers with a plus-11 rating ... Thrashers scoring leader in March with 10 points (4G, 6A) in 14 games... Tallied two goals on Mar. 5 vs. FLA and on Apr. 5 at NSH ... Posted a four-game scoring streak from March 5-March 12 (3G, 2A).

2009-10: Was one of two Bruins to play in all 82 games ... Had seven multiple-point games with his season-high a 2G, 1A effort Jan. 5 at OTT, which tied his previous career-high for points in a game ... Had two three-game goal and point streaks, from Jan. 4-7 (4G, 3A) and Mar. 11-15 (3G, 1A) ... Took his first career fighting major penalty on Feb. 7 at MTL vs. Ryan O'Byrne ... Played his 100th NHL game on Nov. 14 at PIT ... Added six points in 13 playoff games, including two two-point games ... Had a three-game assist 6 point streak from May 3-7 ... Recorded his first NHL playoff points in a two-assist effort on April 17 at BUF and scored his first NHL playoff goal on May 5 at PHL.

2008-09: Finished second in the league to teammate David Krejci (+37) in plus/minus at +36 ... Finished tied for fifth among NHL rookies in goals (21), tied for sixth in assists (24) and ranked seventh overall in freshman points (45) ... Scored his 20th goal of the season March 31 at TBL, becoming the first 20-goal Boston rookie since 2005-06 (Brad Boyes, 26) ... Had 11 multiple-point games, including his first career hat trick scored Nov. 6 vs. TOR ... It came in his 13th NHL game, the fastest hat trick by a Boston rookie since Craig Janney netted three in his fifth game on March 13, 1988 vs. Quebec ... Had a four-game point streak from Nov. 28-Dec. 6 (3G, 3A) and had three three-game point streaks as well ... Went four-for-seven in shootouts and scored the deciding shootout goal on Nov. 22 at MTL ... Scored his first NHL goal in his first NHL game, Oct. 9 in Colorado, the first Bruin to accomplish that feat since Dec. 20/01 (Andy Hilbert vs. MTL) ... Played for the rookie team in the Young Stars Game at the 2009 NHL All-Star Weekend in Montreal ... Was named MVP of that game with four goals and an assist for five points in the 9-5 rookie win over the sophomores ... Began the season wearing number 42 but changed to 26 on Nov. 6 and scored a hat trick in his first game in the new number ... Went scoreless in eight playoff games, playing his first NHL post-season game on April 16 vs. MTL.

AMATEUR CAREER: College: Played three seasons of college hockey at the University of Minnesota before turning pro and foregoing his senior season ... Had 96 points with 155 penalty minutes in 127 career college games ... Led the team in scoring in 2007-08 with 35 points and earned an All-WCHA Third Team berth ... **Junior:** Played one season in the USHL with Green Bay and earned USHL All-Rookie Team honors in 2004-05 ...

INTERNATIONAL CAREER: Played for Team USA in the 2006 World Junior Championships (2G, 0A in seven games).

CAREER TRANSACTIONS: Selected by Phoenix in the first round, fifth overall, in the 2004 NHL Entry Draft... Elected to qualify for free agency on May 29, 2008... Signed by Boston as a free agent on July 1, 2008... Acquired from Boston by Atlanta with Mark Stuart in exchange for Rich Peverley and Boris Valabik on Feb. 19, 2011.

CAREER HIGHLIGHTS

First NHL Game: 10/9/08 at COL

First NHL Goal: 10/9/08 at COL (Budaj)

First NHL Assist: 10/1/08 at DAL

Most Goals, Game: 3, 11/6/08 vs. TOR

Most Assists, Game: 4, 2/19/12 vs. COL

Most Points, Game: 4, 2/19/12 vs. COL (4A)

Most Penalty Minutes, Game: 10, 2/12/13 vs. PHI

Most Shots, Game: 9, 4/5/11 at NSH

Most Time On Ice, Game: 25:13, 2/9/12 at WSH

Longest Point Scoring Streak: 6 games (3x), last - 4/6/13-4/20/13 (3G, 8A)

Longest Goal Scoring Streak: 4 games, 3/1/12-3/9/12 (4G)

Longest Assist Streak: 5 games, 2/16/12-2/23/12 (10A)

Hat Tricks: 1, 11/6/08 vs. TOR (3G)

Multiple-Point Games: 54 (1, 4-point; 8, 3-point; 45, 2-point)

Penalty Shots: None

Shootout Attempts: 15-36, 41.7%

CAREER STATISTICS

Year	Team	League	REGULAR SEASON										PLAYOFFS					
			GP	G	A	PTS	PIM	+/-	PP	SH	GW	S	ATOI	GP	G	A	PTS	PIM
2004-05	Green Bay	USHL	58	19	28	47	43	-	-	-	-	-	-	-	-	-	-	-
2005-06	U. of Minnesota	WCHA	39	9	14	23	41	-	-	-	-	-	-	-	-	-	-	-
2006-07	U. of Minnesota	WCHA	44	18	20	38	42	-	-	-	-	-	-	-	-	-	-	-
2007-08	U. of Minnesota	WCHA	44	15	20	35	72	-	-	-	-	-	-	-	-	-	-	-
2008-09	Boston	NHL	81	21	24	45	46	36	3	2	3	150	13:41	8	0	0	0	0
2009-10	Boston	NHL	8	18	20	38	53	-4	3	1	2	159	15:47	13	1	5	6	6
2010-11	Boston	NHL	58	11	16	27	32	8	0	0	2	101	16:14	-	-	-	-	-
	Atlanta	NHL	23	7	10	17	14	2	0	0	0	78	16:14	-	-	-	-	-
2011-12	Winnipeg	NHL	80	17	47	64	55	3	6	0	3	208	19:04	-	-	-	-	-
2012-13	Winnipeg	NHL	48	19	22	41	28	-3	2	0	2	129	18:48	-	-	-	-	-
	Munich EHC	DEL	15	6	14	20	51	3	-	-	-	-	-	-	-	-	-	-
NHL Totals (5 seasons)			372	93	139	232	228	42	14	3	12	825		21	1	5	6	6
Jets Totals (3 seasons)			151	43	79	122	97	2	8	0	5	415		-	-	-	-	-





JAMES WRIGHT
LEFT WING

HEIGHT: 6-4 **WEIGHT:** 202
SHOOTS: LEFT
BORN: MARCH 24, 1990
SASKATOON, SASKATCHEWAN
CANADA

CAREER VS NHL

TEAM	GP	G	A	PTS
ANAHEIM	1	0	0	0
BOSTON	4	0	0	0
BUFFALO	5	0	3	3
CALGARY	0	0	0	0
CAROLINA	6	0	0	0
CHICAGO	1	0	0	0
COLORADO	2	0	0	0
COLUMBUS	0	0	0	0
DALLAS	1	0	0	0
DETROIT	1	0	0	0
EDMONTON	1	0	0	0
FLORIDA	8	0	0	0
LOS ANGELES	1	0	0	0
MINNESOTA	1	0	0	0
MONTREAL	4	2	0	2
NASHVILLE	1	0	0	0
NEW JERSEY	7	0	0	0
N.Y. ISLANDERS	4	0	1	1
N.Y. RANGERS	4	0	1	1
OTTAWA	5	0	0	0
PHILADELPHIA	6	0	1	1
PHOENIX	1	0	0	0
PITTSBURGH	4	0	0	0
SAN JOSE	1	1	0	1
ST. LOUIS	1	0	0	0
TAMPA BAY	3	0	0	0
TORONTO	5	1	0	1
VANCOUVER	0	0	0	0
WASHINGTON	6	0	0	0
WINNIPEG	3	0	0	0
TOTALS	87	4	6	10

2012-13: Played in first game with Winnipeg on Jan. 22 at WSH... Played career-high 18:16 on Mar. 5 at FLA... Scored first goal with Winnipeg on Mar. 16 at TOR... Recorded assists in consecutive games on Apr. 20 and Apr. 22... Played regular penalty killing minutes averaging 1:26 SH time on ice per game... Played 40 games with San Antonio (AHL) at the beginning of the season recording 17 points (5G, 12A) and 31 penalty minutes.

2011-12: Played 22 games for Norfolk to begin the season recording five points (1G, 4A) and six penalty minutes... Traded to FLA on Dec. 2, assigned to San Antonio... Completed AHL season with San Antonio appearing in 54 games for 28 points (11G, 17A) and 23 penalty minutes... Played 10 Calder Cup Playoff games with San Antonio recording seven points (3G, 4A) and two penalty minutes.

2010-11: Played his first season in the AHL skating in 80 games for Norfolk which tied for the team lead... Recorded 47 points (16G, 31A) and 64 penalty minutes... Led all Norfolk skaters with two shorthanded goals, tied for fourth-most among all AHL players... Also made his AHL Calder Cup Playoffs debut, recording a goal for his only point in six games.

2009-10: Began 2009-10 season on Tampa Bay's roster playing first NHL game on Oct. 3 at ATL... Scored first NHL goal on Oct. 22 vs. SJS (Nabokov)... Had first NHL fight on Dec. 5 at NJD against Matt Corrente... Re-assigned to Vancouver Giants (WHL) on Jan. 21.

AMATEUR CAREER: Played five seasons with the Vancouver Giants of the WHL after appearing in 41 games in the Saskatoon Minor Junior Hockey League... Amassed 45 goals, 69 assists and 114 points in 202 regular season games... Also appeared in 53 WHL playoff games with Vancouver, totaling 14 goals and 31 points... In 2009-10 returned to Vancouver after reassignment from Tampa Bay on Jan. 21 to play in 21 games for the Giants and an additional 16 playoff games... Notched 16 points in 16 playoff games for Vancouver, helping lead the Giants to the 2010 WHL Western Conference Finals for a second consecutive season... In 2008-09, set WHL career-highs in games played (71), goals (21), assists (26) and points (47).

CAREER TRANSACTIONS: Selected by Tampa Bay in the fourth round, 117th overall, of the 2008 NHL Entry Draft... Acquired by Florida on Dec. 2/11 with Mike Vernace for Mike Kostka and Evan Oberg... Claimed off waivers by Winnipeg on Jan. 18, 2013.



104697233 - NHL/GETTY IMAGES

CAREER HIGHLIGHTS

First NHL Game: 10/3/09 at ATL

First NHL Goal: 10/22/09 vs. SJS (Nabokov)

First NHL Assist: 10/24/09 vs. BUF

Most Goals, Game: 1 (4x), last - 4/25/13 vs. MTL

Most Assists, Game: (6x), last - 4/22/13 at BUF

Most Points, Game: 1 (10x), last - 4/25/13 vs. MTL (1G)

Most Penalty Minutes, Game: 19, 1/31/13 at FLA

Most Shots, Game: 4 - 4/25/13 vs. MTL

Most Time On Ice, Game: 18:16, 3/5/13 at FLA

Longest Point Scoring Streak: 2 games (2x), last - 4/20/13-4/22/13 (2A)

Longest Goal Scoring Streak: None

Longest Assist Streak: 2 games - 4/20/13-4/22/13 (2A)

Hat Tricks: None

Multiple-Point Games: None

Penalty Shots: None

Shootout Attempts: 0-0, 0.0%

CAREER STATISTICS

Year	Team	League	REGULAR SEASON													PLAYOFFS			
			GP	G	A	PTS	PIM	+/-	PP	SH	GW	S	ATOI	GP	G	A	PTS	PIM	
2005-06	Vancouver	WHL	2	0	0	0	2	0	0	0	0	-	-	-	-	-	-	-	
2006-07	Vancouver	WHL	48	5	7	12	31	10	1	0	0	-	-	14	3	1	4	0	
2007-08	Vancouver	WHL	60	13	23	36	21	4	4	0	2	-	-	6	1	0	1	2	
2008-09	Vancouver	WHL	71	21	26	47	54	26	3	0	0	-	-	17	3	7	10	13	
2009-10	Tampa Bay	NHL	48	2	3	5	18	-9	0	0	0	25	11:38	-	-	-	-	-	
	Vancouver	WHL	21	6	13	19	17	-4	3	0	0	-	-	16	7	9	16	4	
2010-11	Tampa Bay	NHL	1	0	0	0	0	-2	0	0	0	0	4:36	-	-	-	-	-	
	Norfolk	AHL	80	16	31	47	64	-6	5	2	2	159	-	6	1	0	1	8	
2011-12	San Antonio	AHL	54	11	17	28	23	-1	2	1	0	90	-	10	3	4	7	2	
	Norfolk	AHL	22	1	4	5	6	-5	0	0	1	34	-	-	-	-	-	-	
2012-13	Winnipeg	NHL	38	2	3	5	31	-5	0	0	0	32	11:35	-	-	-	-	-	
	San Antonio	AHL	40	5	12	17	31	-3	2	0	1	73	-	-	-	-	-	-	
NHL Totals (3 seasons)			87	4	6	10	49	-16	0	0	0	57		-	-	-	-	-	
Jets Totals (1 season)			38	2	3	5	6	-5	0	0	0	32		-	-	-	-	-	



107210952 - NHL/GETTY IMAGES




JOHN ALBERT

CENTRE

HEIGHT: 5-11 WEIGHT: 180 SHOOTS: LEFT
 BORN: JANUARY 19, 1989 CLEVELAND, OH
 SELECTED BY ATLANTA IN THE 6TH ROUND, 175 OVERALL, IN THE 2007 NHL DRAFT

Year	Team	League	REGULAR SEASON											PLAYOFFS				
			GP	G	A	PTS	PIM	+/-	PP	SH	GW	S	ATOI	GP	G	A	PTS	PIM
2004-05	Cleveland	NAHL	3	0	0	0	0							-	-	-	-	-
2005-06	US Under 18	NAHL	36	8	15	23	23							-	-	-	-	-
2006-07	US Under 18	NAHL	15	4	9	13	4							-	-	-	-	-
2007-08	Ohio State	CCHA	41	4	17	21	10							-	-	-	-	-
2008-09	Ohio State	CCHA	42	11	28	39	20							-	-	-	-	-
2009-10	Ohio State	CCHA	39	6	24	30	20							-	-	-	-	-
2010-11	Ohio State	CCHA	37	12	22	34	18							-	-	-	-	-
2011-12	St. John's	AHL	64	9	18	27	28	+10	0	2	2	134		15	3	2	5	8
2012-13	St. John's	AHL	24	3	2	5	10	0	0	0	0	37		-	-	-	-	-



ERIC COMRIE

GOALTENDER

HEIGHT: 6-1 WEIGHT: 175 CATCHES: LEFT
 BORN: JUNE 6, 1995 NEWPORT BEACH, CA
 SELECTED BY WINNIPEG IN THE SECOND ROUND, 59TH OVERALL, IN THE 2013 NHL DRAFT

Year	Team	League	GP	MIN	GA	EN	REGULAR SEASON						PLAYOFFS				
							SO	GAA	W	L	T	SVS	PCT	GP	GAA	RECORD	PCT
2011-12	Tri-City	WHL	31	1663	74	2	3	2.67	19	6	2	666	0.900	-	-	-	-
2012-13	Tri-City	WHL	37	2178	95	5	2	2.62	20	14	3	1023	0.915	-	-	-	-



AUSTEN BRASSARD

RIGHT WING

HEIGHT: 6-3 WEIGHT: 205 SHOOTS: RIGHT
 BORN: JANUARY 14, 1993 WINDSOR, ON
 SELECTED BY WINNIPEG IN THE FIFTH ROUND, 149TH OVERALL, IN THE 2011 NHL DRAFT

Year	Team	League	REGULAR SEASON											PLAYOFFS				
			GP	G	A	PTS	PIM	+/-	PP	SH	GW	S	ATOI	GP	G	A	PTS	PIM
2009-10	Windsor	OHL	37	4	8	12	36	5	0	0	0			-	-	-	-	-
	Belleville	OHL	26	6	11	17	9	-3	2	0	1			4	1	0	1	4
2010-11	Belleville	OHL	67	19	15	34	78	-19	6	0	3			6	1	1	2	6
2011-12	Belleville	OHL	64	27	24	51	71	6	7	0	2			17	6	6	12	22
2012-13	Belleville	OHL	62	14	19	33	94	15	2	0	5							



ANDREW COPP

CENTRE

HEIGHT: 6-0 WEIGHT: 188 SHOOTS: LEFT
 BORN: JULY 8, 1994 ANN ARBOR, MI
 SELECTED BY WINNIPEG IN THE FOURTH ROUND, 104TH OVERALL, IN THE 2013 NHL DRAFT

Year	Team	League	GP	G	A	PTS	PIM	+/-	REGULAR SEASON					PLAYOFFS				
									PP	SH	GW	S	ATOI	GP	G	A	PTS	PIM
2010-11	U.S. Nat. Dev. Team	USHL	22	1	4	5	4	-3						1	0	0	0	0
2011-12	U.S. Nat. Dev. Team	USHL	18	3	7	10	2	0						-	-	-	-	-
2012-13	U. of Michigan	CCHA	38	11	10	21	12							-	-	-	-	-




BEN CHIAROT

DEFENCEMAN

HEIGHT: 6-3 WEIGHT: 224 SHOOTS: LEFT
 BORN: MAY 9, 1991 HAMILTON, ON
 SELECTED BY ATLANTA IN THE FOURTH ROUND, 120TH OVERALL, IN THE 2009 NHL DRAFT

Year	Team	League	REGULAR SEASON											PLAYOFFS				
			GP	G	A	PTS	PIM	+/-	PP	SH	GW	S	ATOI	GP	G	A	PTS	PIM
2007-08	Guelph	OHL	31	0	0	0	14	-3	0	0	0			-	-	-	-	-
2008-09	Guelph	OHL	67	2	10	12	111	11	0	0	0			4	0	3	3	8
2009-10	Guelph	OHL	41	4	9	13	106	6	0	0	0			-	-	-	-	-
	Sudbury	OHL	26	4	4	8	61	-13	1	0	0			4	1	0	1	6
	Chicago	AHL	1	0	0	0	4	-1	0	0	0			-	-	-	-	-
2010-11	Sudbury	OHL	25	5	8	13	62	-5	2	1	2			-	-	-	-	-
	Saginaw	OHL	39	5	19	24	51	11	2	0	1			12	1	4	5	21
2011-12	St. John's	AHL	18	1	1	2	19	-6	0	0	0	15		-	-	-	-	-
	Colorado	ECHL	24	6	7	13	13	-1	0	0	1	65		-	-	-	-	-
2012-13	St. John's	AHL	61	1	11	12	81	-5	0	0	1	64		-	-	-	-	-



PATRICE CORMIER

CENTRE

HEIGHT: 6-2 WEIGHT: 215 CATCHES: LEFT
 BORN: JUNE 14, 1990 MONCTON, NB
 SELECTED BY NEW JERSEY IN THE SECOND ROUND, 54TH OVERALL, IN THE 2008 NHL DRAFT

Year	Team	League	GP	G	A	PTS	PIM	+/-	REGULAR SEASON					PLAYOFFS				
									PP	SH	GW	S	ATOI	GP	G	A	PTS	PIM
2006-07	Rimouski	QMJHL	53	11	10	21	73	0						-	-	-	-	-
2007-08	Rimouski	QMJHL	51	18	23	41	84	11						9	4	5	9	10
2008-09	Rimouski	QMJHL	54	23	28	51	118	9						13	4	6	10	30
2009-10	Rimouski	QMJHL	28	11	15	26	57	6						-	-	-	-	-
	Rouyn-Noranda	QMJHL	3	0	5	5	7	4						-	-	-	-	-
	Chicago	AHL	-	-	-	-	-	-						9	0	0	0	8
2010-11	Atlanta	NHL	21	1	1	2	4	-5	0	0	0	27		-	-	-	-	-
	Chicago	AHL	11	2	3	5	14	8	0	0	0	15		-	-	-	-	-
2011-12	Winnipeg	NHL	9	0	0	0	0	1	0	0	0	8		-	-	-	-	-
	St. John's	AHL	56	18	15	33	75	0	3	0	0	99		15	3	0	3	12
2012-13	Winnipeg	NHL	10	0	0	0	7	-3	0	0	0	4		-	-	-	-	-
	St. John's	AHL	35	7	4	11	69	-6	5	1	0	50		-	-	-	-	-



ANDREW GORDON

RIGHT WING

HEIGHT: 6-0 WEIGHT: 201 SHOOTS: RIGHT
 BORN: DECEMBER 13, 1985 HALIFAX, NS
 SELECTED BY WASHINGTON IN THE 7TH ROUND, 197TH OVERALL, IN THE 2004 NHL DRAFT

Year	Team	League	REGULAR SEASON											PLAYOFFS				
			GP	G	A	PTS	PIM	+/-	PP	SH	GW	S	ATOI	GP	G	A	PTS	PIM
2002-03	Notre Dame	SJHL	58	20	27	47	12											
2003-04	Notre Dame	SJHL	55	20	44	64	12											
2004-05	St. Cloud State	WCHA	38	9	8	17	6											
2005-06	St. Cloud State	WCHA	42	20	20	40	22											
2006-07	St. Cloud State	WCHA	40	22	23	45	16											
2007-08	Hershey	AHL	58	16	35	51	39	22	6	0	2	129	5	3	2	5	2	
2008-09	South Carolina	ECHL	11	8	6	14	6	1	2	2	0	36	9	5	3	8	8	
	Hershey	AHL	80	21	24	45	47	16	4	0	3	198	22	6	4	10	6	
	Washington	NHL	1	0	0	0	0	0	0	0	0	1						
2009-10	Hershey	AHL	79	37	34	71	57	22	19	0	7	195	17	13	7	20	2	
2010-11	Washington	NHL	2	0	0	0	0	-2	0	0	0	0						
	Washington	NHL	9	1	1	2	0	-2	0	0	0	5						
2011-12	Hershey	AHL	50	28	29	57	24	20	14	0	4	192	2	0	1	1	6	
	Anaheim	NHL	37	2	3	5	6	-10	0	0	0	38						
	Syracuse	AHL	19	3	5	8	10	-1	1	0	1	46						
2012-13	Chicago	AHL	10	2	1	3	10	-1	1	0	1	21						
	Vancouver	NHL	6	0	0	0	0	-1	0	0	0	2						
	Chicago	AHL	54	19	13	32	49	-1	6	2	1	101						




MARCUS KARLSTROM

DEFENCEMAN

HEIGHT: 6-2 WEIGHT: 181 SHOOTS: RIGHT
 BORN: JANUARY 6, 1995 STOCKHOLM, SWEDEN
 SELECTED BY WINNIPEG IN THE 7TH ROUND, 194TH OVERALL, IN THE 2013 NHL DRAFT

Year	Team	League	REGULAR SEASON											PLAYOFFS					
			GP	G	A	PTS	PIM	+	-	PP	SH	GW	S	ATOI	GP	G	A	PTS	PIM
2011-12	AIK J18	J18 Elit	20	1	6	7	16								-	-	-	-	-
	AIK J18	J18	18	0	1	1	4								-	-	-	-	-
2012-13	AIK J18	J18 Elit	22	10	22	32	20								-	-	-	-	-
	AIK J18	J18	18	4	8	12	18								5	0	1	1	2
	AIK J20	SuperElit	5	1	0	1	0								-	-	-	-	-



JASON KASDORF

GOALTENDER

HEIGHT: 6-4 WEIGHT: 195 CATCHES: LEFT
 BORN: MAY 18, 1992 WINNIPEG, MB
 SELECTED BY WINNIPEG IN THE SIXTH ROUND, 157TH OVERALL, IN THE 2011 NHL DRAFT

Year	Team	League	REGULAR SEASON											PLAYOFFS			
			GP	MIN	GA	EN	SO	GAA	W	L	T	SVS	PCT	GP	GAA	RECORD	PCT
2009-10	Portage	MJHL	88	2094	88	0	2	2.55	19	10	5	907	0.911	16	2.19	10-5-0	0.918
2011-12	Des Moines	USHL	33	1750	100	0	3	3.43	10	16	5	843	0.894	-	-	-	-
2012-13	RPI	ECAC	23	1329	36	0	3	1.62	14	5	2	521	0.935	-	-	-	-




CONNOR HELLEBUYCK

GOALTENDER

HEIGHT: 6-4 WEIGHT: 200 CATCHES: LEFT
 BORN: MAY 19, 1993 COMMERCIE, MI
 SELECTED BY WINNIPEG IN THE FIFTH ROUND, 130TH OVERALL, IN THE 2012 NHL DRAFT

Year	Team	League	REGULAR SEASON											PLAYOFFS			
			GP	MIN	GA	EN	SO	GAA	W	L	T	SVS	PCT	GP	GAA	RECORD	PCT
2011-12	Odessa	NAHL	53	3085	128	0	3	2.49	26	21	5	1635	0.930	-	-	-	-
2012-13	UMass-Lowell	H-East	24	1397	32	0	6	1.37	20	3	0	628	0.952	-	-	-	-



BRENDEN KICHTON

DEFENCEMAN

HEIGHT: 6-0 WEIGHT: 191 SHOOTS: LEFT
 BORN: JUNE 18, 1992 SPRUCE GROVE, AB
 SELECTED BY N.Y. ISLANDERS IN THE 5TH ROUND, 127TH OVERALL, IN THE 2011 NHL DRAFT
 SELECTED BY WINNIPEG IN THE 7TH ROUND, 190TH OVERALL, IN THE 2013 NHL DRAFT

Year	Team	League	REGULAR SEASON											PLAYOFFS				
			GP	G	A	PTS	PIM	+/-	PP	SH	GW	S	ATOI	GP	G	A	PTS	PIM
2008-09	Spokane	WHL	57	1	8	9	12	9	0	0	0		8	0	0	0	0	
2009-10	Spokane	WHL	70	4	15	19	21	14	1	0	0		7	0	0	0	4	
2010-11	Spokane	WHL	64	23	58	81	31	55	10	1	4		17	1	10	11	2	
2011-12	Spokane	WHL	71	17	57	74	49	24	8	0	2		1	0	1	1	0	
2012-13	Spokane	WHL	71	22	63	85	30	39	10	0	2		9	2	5	7	6	



MICHAEL HUTCHINSON

GOALTENDER

HEIGHT: 6-3 WEIGHT: 200 CATCHES: LEFT
 BORN: MARCH 2, 1990 BARRIE, ON
 SELECTED BY BOSTON IN THE THIRD ROUND, 77TH OVERALL, IN THE 2008 NHL DRAFT

Year	Team	League	REGULAR SEASON											PLAYOFFS			
			GP	MIN	GA	EN	SO	GAA	W	L	T	SVS	PCT	GP	GAA	RECORD	PCT
2006-07	Barrie	OHL	14	768	27	1	0	2.11	8	3	0	379	0.934	8	2.64	4-4-0	0.941
2007-08	Barrie	OHL	32	1826	92	0	1	3.02	12	15	4	950	0.912	3	5.37	0-2-0	0.872
2008-09	Barrie	OHL	38	2146	108	2	5	3.02	15	20	1	1157	0.915	12	4.11	7-4-1	0.870
2009-10	London	OHL	46	2667	127	3	3	2.86	32	12	2	1339	0.913	-	-	-	-
2010-11	Providence	AHL	28	1476	77	1	1	3.13	13	10	1	723	0.904	-	-	-	-
	Reading	ECHL	18	1049	50	3	1	2.86	9	5	4	560	0.918	-	-	-	-
2011-12	Providence	AHL	29	1680	66	6	3	2.36	13	14	1	843	0.927	-	-	-	-
	Reading	ECHL	2	120	7	0	0	3.50	1	1	0	75	0.915	-	-	-	-
2012-13	Providence	AHL	30	1749	67	5	3	2.30	13	13	3	711	0.914	2	1.22	0-0-0	0.938



CARL KLINGBERG

LEFT WING

HEIGHT: 6-3 WEIGHT: 208 SHOOTS: RIGHT
 BORN: JANUARY 28, 1991 GOTHENBURG, SWEDEN
 SELECTED BY ATLANTA IN THE 2ND ROUND, 34TH OVERALL, IN THE 2009 NHL DRAFT

Year	Team	League	REGULAR SEASON												PLAYOFFS				
			GP	G	A	PTS	PIM	+	-	PP	SH	GW	S	ATOI	GP	G	A	PTS	PIM
2008-09	Boras HC	Swe-1	8	4	2	6	2								-	-	-	-	-
	Vastra Frolunda HC	SEL	10	2	1	3	0								-	-	-	-	-
2009-10	Boras HC	Swe-1	4	0	5	5	2								-	-	-	-	-
	Vastra Frolunda HC	SEL	42	6	7	13	16								7	0	0	0	2
2010-11	Atlanta	NHL	1	0	0	0	0	0	0	0	0	0	0		-	-	-	-	-
	Vastra Frolunda HC	SEL	38	2	1	3	12								-	-	-	-	-
	Timra IK	SEL	11	3	2	5	2								-	-	-	-	-
	Chicago	AHL	8	1	0	1	6	-1	0	0	0	0	11		-	-	-	-	-
2011-12	St. John's	AHL	66	15	22	37	39	2	2	2	2	157		12	1	1	2	0	
	Winnipeg	NHL	6	0	0	0	4	-1	0	0	0	0	7		-	-	-	-	-
2012-13	St. John's	AHL	66	11	12	23	40	-6							-	-	-	-	-




SCOTT KOSMACHUK

RIGHT WING

HEIGHT: 6-0 WEIGHT: 185 SHOOTS: RIGHT
BORN: JANUARY 24, 1994 TORONTO, ON
SELECTED BY WINNIPEG IN THE THIRD ROUND, 70TH OVERALL, IN THE 2012 NHL DRAFT

Year	Team	League	REGULAR SEASON											PLAYOFFS				
			GP	G	A	PTS	PIM	+/-	PP	SH	GW	S	ATOI	GP	G	A	PTS	PIM
2010-11	Guelph	OHL	68	6	15	21	25	5	0	0	1			6	1	0	1	5
2011-12	Guelph	OHL	67	30	29	59	110	-10	11	0	4			6	2	3	5	12
2012-13	Guelph	OHL	68	35	30	65	105	3	11	1	3			5	1	0	1	13



ADAM LOWRY

CENTRE

HEIGHT: 6-5 WEIGHT: 207 SHOOTS: LEFT
BORN: MARCH 29, 1993 CALGARY, AB
SELECTED BY WINNIPEG IN THE THIRD ROUND, 67TH OVERALL, IN THE 2011 NHL DRAFT

Year	Team	League	REGULAR SEASON											PLAYOFFS				
			GP	G	A	PTS	PIM	+/-	PP	SH	GW	S	ATOI	GP	G	A	PTS	PIM
2009-10	Swift Current	WHL	61	15	19	34	57	9	6	0	1			3	0	1	1	6
2010-11	Swift Current	WHL	66	18	27	45	84	-21	5	0	3			-	-	-	-	-
2011-12	Swift Current	WHL	36	12	25	37	90	4	8	0	1			-	-	-	-	-
2012-13	Swift Current	WHL	72	45	43	88	102	18	14	6	8			5	3	2	5	4
	St. John's	AHL	9	0	1	1	4	-1	0	0	0	14		-	-	-	-	-



JAN KOSTALEK

DEFENCEMAN

HEIGHT: 6-1 WEIGHT: 184 SHOOTS: RIGHT
BORN: FEBRUARY 17, 1995 PRAGUE, CZE
SELECTED BY WINNIPEG IN THE FOURTH ROUND, 114TH OVERALL, IN THE 2013 NHL DRAFT

Year	Team	League	REGULAR SEASON											PLAYOFFS				
			GP	G	A	PTS	PIM	+/-	PP	SH	GW	S	ATOI	GP	G	A	PTS	PIM
2011-12	Sparta	Czech	10	0	0	0	4	-3						-	-	-	-	-
2012-13	Rimouski	QMJHL	48	5	13	18	53	17	0	0	0	82		6	0	1	1	2




JULIAN MELCHIORI

DEFENCEMAN

HEIGHT: 6-4 WEIGHT: 207 SHOOTS: LEFT
BORN: DECEMBER 6, 1991 RICHMOND HILL, ON
SELECTED BY ATLANTA IN THE THIRD ROUND, 87TH OVERALL, IN THE 2010 NHL DRAFT

Year	Team	League	REGULAR SEASON											PLAYOFFS				
			GP	G	A	PTS	PIM	+/-	PP	SH	GW	S	ATOI	GP	G	A	PTS	PIM
2008-09	Newmarket	OJHL	48	2	20	22	34							-	-	-	-	-
2009-10	Newmarket	OJHL	39	7	16	23	16	3						-	-	-	-	-
2010-11	Kitchener	OHL	63	1	18	19	55	24	0	0	0			3	0	0	0	0
2011-12	St. John's	AHL	1	0	0	0	0	-1	0	0	0	0		-	-	-	-	-
	Kitchener	OHL	35	2	17	19	43	6	0	0	1			-	-	-	-	-
	Oshawa	OHL	26	0	17	17	22	4	0	0	0			6	2	1	3	2
2011-12	St. John's	AHL	52	1	7	8	39	-9	0	0	0	45		-	-	-	-	-



J.C. LIPON

RIGHT WING

HEIGHT: 6-0 WEIGHT: 185 SHOOTS: RIGHT
BORN: JULY 10, 1993 REGINA, SK
SELECTED BY WINNIPEG IN THE THIRD ROUND, 91ST OVERALL, IN THE 2013 NHL DRAFT

Year	Team	League	REGULAR SEASON											PLAYOFFS				
			GP	G	A	PTS	PIM	+/-	PP	SH	GW	S	ATOI	GP	G	A	PTS	PIM
2009-10	Kamloops	WHL	53	3	10	13	38	-7	1	0	0			3	0	0	0	0
2010-11	Kamloops	WHL	65	3	18	21	109	-26	0	0	1			-	-	-	-	-
2011-12	Kamloops	WHL	69	19	46	65	111	23	2	1	2			10	2	7	9	20
2012-13	Kamloops	WHL	61	36	53	89	115	34	10	2	4			15	6	17	23	20




JOSH MORRISSEY

DEFENCEMAN

HEIGHT: 6-0 WEIGHT: 180 SHOOTS: LEFT
BORN: MARCH 28, 1995 CALGARY, AB
SELECTED BY WINNIPEG IN THE FIRST ROUND, 13TH OVERALL, IN THE 2013 NHL DRAFT

Year	Team	League	REGULAR SEASON											PLAYOFFS				
			GP	G	A	PTS	PIM	+/-	PP	SH	GW	S	ATOI	GP	G	A	PTS	PIM
2010-11	Prince Albert	WHL	5	0	0	0	4	-3	0	0	0			-	-	-	-	-
2011-12	Prince Albert	WHL	60	2	7	9	40	-2	5	0	1			-	-	-	-	-
2012-13	Prince Albert	WHL	71	8	19	27	33	14	5	1	4			4	0	1	1	9



JIMMY LODGE

CENTRE

HEIGHT: 6-1 WEIGHT: 170 SHOOTS: RIGHT
BORN: MARCH 5, 1995 WEST CHESTER, PA
SELECTED BY WINNIPEG IN THE THIRD ROUND, 84TH OVERALL, IN THE 2011 NHL DRAFT

Year	Team	League	REGULAR SEASON											PLAYOFFS				
			GP	G	A	PTS	PIM	+/-	PP	SH	GW	S	ATOI	GP	G	A	PTS	PIM
2011-12	Saginaw	OHL	45	8	4	12	10	-10	2	0	4			11	0	0	0	0
2012-13	Saginaw	OHL	64	28	39	67	28	4	13	0	2			4	1	2	3	7



ERIC O'DELL

CENTRE

HEIGHT: 6-0 WEIGHT: 195 SHOOTS: RIGHT
 BORN: JUNE 21, 1990 OTTAWA, ON
 SELECTED BY ANAHEIM IN THE SECOND ROUND, 39TH OVERALL, IN THE 2008 NHL DRAFT

Year	Team	League	REGULAR SEASON											PLAYOFFS				
			GP	G	A	PTS	PIM	+/-	PP	SH	GW	S	ATOI	GP	G	A	PTS	PIM
2006-07	Ottawa Jr.	CJHL	2	1	0	1	0							-	-	-	-	-
2007-08	Sudbury	OHL	26	14	18	32	19	10	3	0	2			-	-	-	-	-
	Cumberland	CJHL	34	23	33	56	12							-	-	-	-	-
2008-09	Sudbury	OHL	65	33	30	63	55	-11	12	1	3			6	0	4	4	4
2009-10	Sudbury	OHL	68	33	35	68	63	-16	9	1	6			4	0	2	2	2
	Chicago	AHL	3	0	0	0	0	-1	0	0	0	3		-	-	-	-	-
2010-11	Sudbury	OHL	39	20	24	44	34	-13	1	0	0			8	7	5	12	15
2011-12	St. John's	AHL	39	12	10	22	27	6	3	0	3	64		3	0	0	0	2
2011-12	St. John's	AHL	59	29	26	55	26	9	10	0	4	144		3	0	0	0	2



EDDIE PASQUALE

GOALTENDER

HEIGHT: 6-3 WEIGHT: 220 CATCHES: LEFT
 BORN: NOVEMBER 20, 1990 TORONTO, ON
 SELECTED BY ATLANTA IN THE FOURTH ROUND, 117TH OVERALL, IN THE 2009 NHL DRAFT

Year	Team	League	REGULAR SEASON														PLAYOFFS			
			GP	MIN	GA	EN	SO	GAA	W	L	T	SVS	PCT	GP	GAA	RECORD	PCT			
2006-07	Belleville	OHL	7	367	19	0	0	3.10	4	1	0	209	0.917	-	-	-	-	-	-	-
2007-08	Belleville	OHL	10	558	27	1	1	2.90	4	4	2	243	0.900	-	-	-	-	-	-	-
	Saginaw	OHL	13	661	39	1	0	3.54	8	5	0	315	0.890	2	3.09	0-1-0	0.891			
2008-09	Saginaw	OHL	61	3536	178	4	0	3.02	32	21	6	1821	0.911	8	3.85	4-4-0	0.895			
2009-10	Saginaw	OHL	51	2898	153	0	1	3.17	27	17	5	1677	0.916	6	2.33	2-3-1	0.941			
2010-11	Chicago	AHL	24	1372	67	2	1	2.93	11	11	1	604	0.900	-	-	-	-	-	-	-
	Gwinnett	ECHL	12	715	44	1	0	3.69	7	4	0	387	0.898	-	-	-	-	-	-	-
2011-12	St. John's	AHL	38	2163	87	5	4	2.41	23	12	1	894	0.911	15	2.42	7-8-0	0.923			
2012-13	St. John's	AHL	43	2453	114	9	4	2.79	15	23	4	1109	0.907	-	-	-	-	-	-	-




JUSSI OLKINUORA

GOALTENDER

HEIGHT: 6-2 WEIGHT: 200 CATCHES: LEFT
 BORN: NOVEMBER 4, 1990 HELSINKI, FIN

Year	Team	League	REGULAR SEASON											PLAYOFFS				
			GP	MIN	GA	EN	SO	GAA	W	L	T	SVS	PCT	GP	GAA	RECORD	PCT	
2010-11	Sioux Falls	USHL	27	1576	73	0	1	2.78	14	13	0	657	0.900	5	2.70	2-3-0	0.911	
2011-12	U. of Denver	WCHA	22	1236	45	0	2	2.18	9	8	3	547	0.924	-	-	-	-	-
2012-13	U. of Denver	WCHA	24	1427	56	0	3	2.35	13	6	5	714	0.927	-	-	-	-	-
	St. John's	AHL	1	59	3	1	0	3.03	0	1	0	22	0.880	-	-	-	-	-



NIC PETAN

CENTRE

HEIGHT: 5-9 WEIGHT: 170 SHOOTS: LEFT
 BORN: MARCH 22, 1995 DELTA, BC
 SELECTED BY WINNIPEG IN THE SECOND ROUND, 43RD OVERALL, IN THE 2013 NHL DRAFT

Year	Team	League	REGULAR SEASON											PLAYOFFS				
			GP	G	A	PTS	PIM	+/-	PP	SH	GW	S	ATOI	GP	G	A	PTS	PIM
2010-11	Portland	WHL	3	0	1	1	0	1	0	0	0			-	-	-	-	-
2011-12	Portland	WHL	61	14	21	35	22	7	3	0	3			22	0	0	0	4
2012-13	Portland	WHL	47	23	40	63	43	68	18	1	7			21	9	19	28	16



RYAN OLSEN

CENTRE

HEIGHT: 6-2 WEIGHT: 198 SHOOTS: RIGHT
 BORN: MARCH 25, 1994 DELTA, BC
 SELECTED BY WINNIPEG IN THE SIXTH ROUND, 160TH OVERALL, IN THE 2012 NHL DRAFT

Year	Team	League	REGULAR SEASON											PLAYOFFS				
			GP	G	A	PTS	PIM	+/-	PP	SH	GW	S	ATOI	GP	G	A	PTS	PIM
2009-10	Saskatoon	WHL	5	0	0	0	2	0	0	0	0			-	-	-	-	-
2010-11	Saskatoon	WHL	63	7	7	14	39	-11	1	0	0			3	0	0	0	4
2011-12	Saskatoon	WHL	67	15	17	32	64	-12	2	0	0			4	0	0	0	4
2012-13	Kelowna	WHL	69	32	24	56	87	17	15	0	1			11	1	5	6	14



JAMIE PHILLIPS

GOALTENDER

HEIGHT: 6-3 WEIGHT: 184 CATCHES: LEFT
 BORN: MARCH 24, 1993 CALEDONIA, ON
 SELECTED BY WINNIPEG IN THE SEVENTH ROUND, 190TH OVERALL, IN THE 2012 NHL DRAFT

Year	Team	League	REGULAR SEASON														PLAYOFFS			
			GP	MIN	GA	EN	SO	GAA	W	L	T	SVS	PCT	GP	GAA	RECORD	PCT			
2010-11	Pembroke	CCHL	33	1857	66	0	6	2.13	25	6	1	691	0.913	-	-	-	-	-	-	-
2011-12	Toronto	OJHL	11	637	33	0	1	3.11	4	4	2	366	0.917	10	-	-	-	-	-	-
	Powell River	BCHL	26	1433	48	0	5	2.01	16	6	1	561	0.921	-	-	-	-	-	-	-
2012-13	Michigan Tech	WCHA	9	324	13	0	1	2.40	2	2	0	127	0.907	-	-	-	-	-	-	-



TUCKER POOLMAN

DEFENCEMAN

HEIGHT: 6-2 WEIGHT: 193 SHOOTS: RIGHT
 BORN: JUNE 9, 1993 EAST GRAND FORKS, MN
 SELECTED BY WINNIPEG IN THE FIFTH ROUND, 127TH OVERALL, IN THE 2013 NHL DRAFT

Year	Team	League	REGULAR SEASON											PLAYOFFS				
			GP	G	A	PTS	PIM	+/-	PP	SH	GW	S	ATOI	GP	G	A	PTS	PIM
2011-12	Wichita Falls	NAHL	59	7	22	29	29	5						-	-	-	-	-
2012-13	Omaha	USHL	64	14	14	28	49	-7						-	-	-	-	-



JEROME SAMSON

RIGHT WING

HEIGHT: 6-0 WEIGHT: 195 SHOOTS: RIGHT
BORN: SEPTEMBER 4, 1987 GREENFIELD PARK, PQ

			REGULAR SEASON											PLAYOFFS				
Year	Team	League	GP	G	A	PTS	PIM	+/−	PP	SH	GW	S	ATOI	GP	G	A	PTS	PIM
2004-05	Moncton	QMJHL	63	6	11	17	22	−4						12	1	4	5	8
2005-06	Moncton	QMJHL	62	20	32	52	46	17						21	6	12	18	15
2006-07	Moncton	QMJHL	38	19	33	52	20	−1						−	−	−	−	−
	Val d'Or	QMJHL	33	25	22	47	16	4						20	14	12	26	10
2007-08	Albany	AHL	65	21	18	39	38	−11	12	0	5	197		7	1	1	2	2
2008-09	Albany	AHL	70	22	32	54	56	−18	5	0	2	256		−	−	−	−	−
2009-10	Albany	AHL	74	37	41	78	66	8	10	0	5	332		8	6	3	9	8
	Carolina	NHL	7	0	2	2	10	−1	0	0	0	17		−	−	−	−	−
2010-11	Charlotte	AHL	53	26	28	54	44	7	6	2	4	245		−	−	−	−	−
	Carolina	NHL	23	0	2	2	0	0	0	0	0	28		−	−	−	−	−
2011-12	Charlotte	AHL	57	20	17	37	26	−9	9	0	3	223		−	−	−	−	−
	Carolina	NHL	16	2	3	5	8	−3	1	0	0	31		−	−	−	−	−
2012-13	Charlotte	AHL	37	7	11	18	27	7	1	0	1	115		−	−	−	−	−




CODY SOL

DEFENCEMAN

HEIGHT: 6-6 WEIGHT: 235 SHOOTS: LEFT
BORN: FEBRUARY 11, 1991 WOODSTOCK, ON
SELECTED BY ATLANTA IN THE FIFTH ROUND, 125TH OVERALL, IN THE 2009 NHL DRAFT

Year	Team	League	REGULAR SEASON												PLAYOFFS				
			GP	G	A	PTS	PIM	+/−	PP	SH	GW	S	ATOI	GP	G	A	PTS	PIM	
2007-08	Saginaw	OHL	12	0	0	0	4	-2	0	0	0		1	0	0	0	0		
2008-09	Saginaw	OHL	66	1	6	7	128	4	1	0	0		8	0	2	2	14		
2009-10	Saginaw	OHL	55	7	8	15	151	20	0	1	0		6	0	0	0	8		
	Chicago	AHL	1	0	0	0	0	-3	0	0	0	0		-	-	-	-		
2010-11	Kitchener	OHL	60	4	13	17	114	-7	0	0	0	0		7	0	3	3	10	
2011-12	Kitchener	OHL	62	15	23	38	18	35	6	1	1	1		16	4	8	12	29	
2012-13	St. John's	AHL	26	1	3	4	63	0	0	0	0	30		-	-	-	-	-	
	Colorado	ECHL	25	5	3	8	109	1	1	1	1	57		-	-	-	-	-	



MARK SCHEIFELE

CENTRE

HEIGHT: 6-2 WEIGHT: 200 SHOOTS: RIGHT
BORN: MARCH 15, 1993 KITCHENER, ON
SELECTED BY WINNIPEG IN THE FIRST ROUND, 7TH OVERALL, IN THE 2011 NHL DRAFT

Year	Team	League	REGULAR SEASON												PLAYOFFS			
			GP	G	A	PTS	PIM	+/-	PP	SH	GW	S	ATOI	GP	G	A	PTS	PIM
2010-11	Barrie Colts	OHL	66	22	53	75	35	-22	13	1	0			-	-	-	-	-
2011-12	Barrie Colts	OHL	47	23	40	63	36	21	5	3	3			13	5	7	12	12
	Winnipeg	NHL	7	1	0	1	0	0	1	0	0	5		-	-	-	-	-
2011-12	St. John's	AHL	-	-	-	-	-	-	-	-	-	-		10	0	1	1	2
	Barrie Colts	OHL	45	39	40	79	30	27	14	2	5			21	15	26	41	14
	Winnipeg	NHL	4	0	0	0	0	0	0	0	0	6		-	-	-	-	-



PETER STOYKEWYCH

DEFENCEMAN

HEIGHT: 6-3 WEIGHT: 200 SHOOTS: LEFT
BORN: JULY 14, 1992 WINNIPEG, MB
SELECTED BY ATLANTA IN THE SEVENTH ROUND, 199TH OVERALL, IN THE 2010 NHL DRAFT

Year	Team	League	REGULAR SEASON										PLAYOFFS					
			GP	G	A	PTS	PIM	+	PP	SH	GW	S	ATOI	GP	G	A	PTS	PIM
2008-09	Wpg South Blues	MJHL	53	4	12	16	33							-	-	-	-	-
2009-10	Wpg South Blues	MJHL	56	6	25	31	63							4	1	1	2	2
2010-11	Des Moines Buccaneers	USHL	58	5	10	15	77							-	-	-	-	-
2011-12	Colorado College	WCHA	26	0	3	3	14							-	-	-	-	-
2012-13	Colorado College	WCHA	42	2	9	11	20							-	-	-	-	-



BRENNAN SERVILLE

DEFENCEMAN

HEIGHT: 6-3 WEIGHT: 185 SHOOTS: RIGHT
BORN: JUNE 2, 1993 PICKERING, ON
SELECTED BY WINNIPEG IN THE THIRD ROUND, 78TH OVERALL, IN THE 2011 NHL DRAFT

REGULAR SEASON													PLAYOFFS					
Year	Team	League	GP	G	A	PTS	PIM	+/-	PP	SH	GW	S	ATOI	GP	G	A	PTS	PIM
2009-10	Stouffville Spirit	OJHL	43	3	12	15	26	-6						-	-	-	-	-
2010-11	Stouffville Spirit	OJHL	36	3	27	30	29							19	2	10	12	20
2011-12	U. of Michigan	CCHA	34	0	8	8	4							-	-	-	-	-
2011-12	U. of Michigan	CCHA	29	1	2	3	16							-	-	-	-	-




LUKAS SUTTER

CENTRE

HEIGHT: 6-1 WEIGHT: 208 SHOOTS: LEFT
BORN: OCTOBER 4, 1993 LETHBRIDGE, AB
SELECTED BY WINNIPEG IN THE SECOND ROUND, 39TH OVERALL, IN THE 2012 NHL DRAFT

Year	Team	League	REGULAR SEASON												PLAYOFFS				
			GP	G	A	PTS	PIM	+/−	PP	SH	GW	S	ATOI	GP	G	A	PTS	PIM	
2008-09	Okotoks	AJHL	2	0	0	0	0							-	-	-	-	-	
2009-10	Saskatoon	WHL	7	0	1	1	8	-1	0	0	0			5	0	0	0	2	
2010-11	Saskatoon	WHL	71	4	15	19	179	1	0	0	2			10	0	0	0	6	
2011-12	Saskatoon	WHL	70	28	31	59	165	15	9	1	7			4	0	2	2	14	
2012-13	Saskatoon	WHL	72	13	11	24	168	-8	2	0	1			4	2	0	2	6	



IVAN TELEGIN

LEFT WING

HEIGHT: 6-3 WEIGHT: 198 SHOOTS: LEFT
BORN: FEBRUARY 28, 1992 NOVOKUZNETSK, RUSSIA
SELECTED BY ATLANTA IN THE FOURTH ROUND, 101ST OVERALL, IN THE 2010 NHL DRAFT

Year	Team	League	REGULAR SEASON											PLAYOFFS				
			GP	G	A	PTS	PIM	+/-	PP	SH	GW	S	ATOI	GP	G	A	PTS	PIM
2009-10	Saginaw	OHL	51	26	18	44	20	2	7	1	1			6	1	1	2	6
2010-11	Saginaw	OHL	59	20	41	61	35	14	8	0	3			12	2	8	10	8
2011-12	Barrie	OHL	46	35	29	64	26	19	12	4	6			13	5	9	14	6
2012-13	St. John's	AHL	34	3	7	10	8	1	0	0	1	57		-	-	-	-	-



JACOB TROUBA

DEFENCEMAN

HEIGHT: 6-3 WEIGHT: 201 SHOOTS: RIGHT
BORN: FEBRUARY 26, 1994 ROCHESTER, MI
SELECTED BY WINNIPEG IN THE FIRST ROUND, 9TH OVERALL, IN THE 2012 NHL DRAFT

Year	Team	League	REGULAR SEASON											PLAYOFFS				
			GP	G	A	PTS	PIM	+/-	PP	SH	GW	S	ATOI	GP	G	A	PTS	PIM
2010-11	U.S. Nat. Dev. Team	USHL	31	3	4	7	31	-2						-	-	-	-	-
2011-12	U.S. Nat. Dev. Team	USHL	22	4	14	18	35	8						-	-	-	-	-
2012-13	U. of Michigan	CCHA	37	12	17	29	88							-	-	-	-	-



Winnipeg Jets' prospect Mark Scheifele executes a drill at Development Camp with St. John's IceCaps Assistant Coach Mark Morrison.



SEASON
IN REVIEW



STANDINGS BY DIVISION

EASTERN CONFERENCE

ATLANTIC DIVISION

TEAM	GP	W	L	OT	GF	GA	PTS
Pittsburgh	48	36	12	0	165	119	72
NY Rangers	48	26	18	4	130	112	56
NY Islanders	48	24	17	7	139	139	55
Philadelphia	48	23	22	3	133	141	49
New Jersey	48	19	19	10	112	129	48

NORTHEAST DIVISION

TEAM	GP	W	L	OT	GF	GA	PTS
Montreal	48	29	14	5	149	126	63
Boston	48	28	14	6	131	109	62
Toronto	48	26	17	5	145	133	57
Ottawa	48	25	17	6	116	104	56
Buffalo	48	21	21	6	125	143	48

SOUTHEAST DIVISION

TEAM	GP	W	L	OT	GF	GA	PTS
Washington	48	27	18	3	149	130	57
Winnipeg	48	24	21	3	128	144	51
Carolina	48	19	25	4	128	160	42
Tampa Bay	48	18	26	4	148	150	40
Florida	48	15	27	6	112	171	36

WESTERN CONFERENCE

CENTRAL DIVISION

TEAM	GP	W	L	OT	GF	GA	PTS
Chicago	48	36	7	5	155	102	77
St. Louis	48	29	17	2	129	115	60
Detroit	48	24	16	8	124	115	56
Columbus	48	24	17	7	120	119	55
Nashville	48	16	23	9	111	139	41

NORTHWEST DIVISION

TEAM	GP	W	L	OT	GF	GA	PTS
Vancouver	48	26	15	7	127	121	59
Minnesota	48	26	19	3	122	127	55
Edmonton	48	19	22	7	125	134	45
Calgary	48	19	25	4	128	160	42
Colorado	48	16	25	7	116	152	39

PACIFIC DIVISION

TEAM	GP	W	L	OT	GF	GA	PTS
Anaheim	48	30	12	6	140	118	66
Los Angeles	48	27	16	5	133	118	59
San Jose	48	25	16	7	124	116	57
Phoenix	48	21	18	9	125	131	51
Dallas	48	22	22	4	130	142	48

STANDINGS BY CONFERENCE

EASTERN CONFERENCE

TEAM	GP	W	L	OT	GF	GA	PTS
Pittsburgh	48	36	12	0	165	119	72
Montreal	48	29	14	5	149	126	63
Washington	48	27	18	3	149	130	57
Boston	48	28	14	6	131	109	62
Toronto	48	26	17	5	145	133	57
NY Rangers	48	26	18	4	130	112	56
Ottawa	48	25	17	6	116	104	56
NY Islanders	48	24	17	7	139	139	55
Winnipeg	48	24	21	3	128	144	51
Philadelphia	48	23	22	3	133	141	49
New Jersey	48	19	19	10	112	129	48
Buffalo	48	21	21	6	125	143	48
Carolina	48	19	25	4	128	160	42
Tampa Bay	48	18	26	4	148	150	40
Florida	48	15	27	6	112	171	36

WESTERN CONFERENCE

TEAM	GP	W	L	OT	GF	GA	PTS
Chicago	48	36	7	5	155	102	77
Anaheim	48	30	12	6	140	118	66
Vancouver	48	26	15	7	127	121	59
St. Louis	48	29	17	2	129	115	60
Los Angeles	48	27	16	5	133	118	59
San Jose	48	25	16	7	124	116	57
Detroit	48	24	16	8	124	115	56
Minnesota	48	26	19	3	122	127	55
Columbus	48	24	17	7	120	119	55
Phoenix	48	21	18	9	125	131	51
Dallas	48	22	22	4	130	142	48
Edmonton	48	19	22	7	125	134	45
Calgary	48	19	25	4	128	160	42
Nashville	48	16	23	9	111	139	41
Colorado	48	16	25	7	116	152	39

NHL LEADERS

INDIVIDUAL SCORING

PLAYER	TEAM	GP	G	A	PTS	+/-	PIM	PP	SH	GW	S	PCTG
Martin St. Louis	Tampa Bay	48	17	43	60	0	14	3	0	2	112	15.2
Steven Stamkos	Tampa Bay	48	29	28	57	-4	32	10	0	2	157	18.5
Alex Ovechkin	Washington	48	32	24	56	2	36	16	0	4	220	14.5
Sidney Crosby	Pittsburgh	36	15	41	56	26	16	3	0	1	124	12.1
Patrick Kane	Chicago	47	23	32	55	11	8	8	0	3	138	16.7
Eric Staal	Carolina	48	18	35	53	5	54	3	1	4	152	11.8
Chris Kunitz	Pittsburgh	48	22	30	52	30	39	9	0	5	113	19.5
Phil Kessel	Toronto	48	20	32	52	-3	18	6	0	4	161	12.4
Taylor Hall	Edmonton	45	16	34	50	5	33	4	0	4	154	10.4
Pavel Datsyuk	Detroit	47	15	34	49	21	14	8	0	6	107	14.0
Ryan Getzlaf	Anaheim	44	15	34	49	14	41	4	3	3	99	15.2
Mike Ribeiro	Washington	48	13	36	49	-4	53	6	0	1	63	20.6
Jonathan Toews	Chicago	47	23	25	48	28	27	2	2	5	143	16.1
Claude Giroux	Philadelphia	48	13	35	48	-7	22	6	1	2	137	9.5
Henrik Zetterberg	Detroit	46	11	37	48	2	18	4	2	5	173	6.4
Nicklas Backstrom	Washington	48	8	40	48	8	20	3	0	1	82	9.8
John Tavares	NY Islanders	48	28	19	47	-2	18	9	0	5	162	17.3
Jakub Voracek	Philadelphia	48	22	24	46	-7	35	8	0	3	129	17.1
Andrew Ladd	Winnipeg	48	18	28	46	10	22	3	0	4	121	14.9
Henrik Sedin	Vancouver	48	11	34	45	19	24	1	1	0	70	15.7
Derek Stepan	NY Rangers	48	18	26	44	25	12	4	1	6	108	16.7
Nazem Kadri	Toronto	48	18	26	44	15	23	5	0	1	107	16.8
Matt Moulson	NY Islanders	47	15	29	44	-3	4	8	0	0	154	9.7
Alexander Semin	Carolina	44	13	31	44	14	46	4	0	1	150	8.7
PA Parenteau	Colorado	48	18	25	43	-11	38	6	0	1	105	17.1

DEFENSEMAN SCORING

PLAYER	TEAM	GP	G	A	PTS	+/-	PIM	PP	SH	GW	S	PCTG
P.K. Subban	Montreal	42	11	27	38	12	57	7	0	0	126	8.7
Kris Letang	Pittsburgh	35	5	33	38	16	8	1	0	1	95	5.3
Ryan Suter	Minnesota	48	4	28	32	2	24	3	0	1	91	4.4
Andrei Markov	Montreal	48	10	20	30	-9	14	8	0	4	79	12.7
Keith Yandle	Phoenix	48	10	20	30	4	54	5	0	3	130	7.7
Niklas Kronwall	Detroit	48	5	24	29	-5	44	2	0	2	67	7.5
Kimmo Timonen	Philadelphia	45	5	24	29	3	36	3	0	1	78	6.4
Cody Franson	Toronto	45	4	25	29	4	8	3	0	0	70	5.7
Shea Weber	Nashville	48	9	19	28	-2	48	3	0	1	124	7.3
Dion Phaneuf	Toronto	48	9	19	28	-4	65	3	0	1	88	10.2

GOALS

PLAYER	TEAM	GP	G
Alex Ovechkin	Washington	48	32
Steven Stamkos	Tampa Bay	48	29
John Tavares	NY Islanders	48	28
Jeff Carter	Los Angeles	48	26
Patrick Kane	Chicago	47	23
Jonathan Toews	Chicago	47	23
Jiri Tlustý	Carolina	48	23
Chris Kunitz	Pittsburgh	48	22

POWER PLAY GOALS

PLAYER	TEAM	GP	PPG
Alex Ovechkin	Washington	48	16
Steven Stamkos	Tampa Bay	48	10
Chris Kunitz	Pittsburgh	48	9
John Tavares	NY Islanders	48	9
Thomas Vanek	Buffalo	38	9
James Neal	Pittsburgh	40	9
Patrick Kane	Chicago	47	8
Pavel Datsyuk	Detroit	47	8

ASSISTS

PLAYER	TEAM	GP	A
Martin St. Louis	Tampa Bay	48	43
Sidney Crosby	Pittsburgh	36	41
Nicklas Backstrom	Washington	48	40
Henrik Zetterberg	Detroit	46	37
Mike Ribeiro	Washington	48	36
Eric Staal	Carolina	48	35
Claude Giroux	Philadelphia	48	35
Taylor Hall	Edmonton	45	34

SHORTHANDED GOALS

PLAYER	TEAM	GP	SHG
Ilya Kovalchuk	New Jersey	37	4
Ryan Getzlaf	Anaheim	44	3
Gabriel Landeskog	Colorado	36	3
Henrik Zetterberg	Detroit	46	2
Jonathan Toews	Chicago	47	2
Brad Marchand	Boston	45	2
Ryan Callahan	NY Rangers	45	2
Mark Letestu	Columbus	46	2

NHL LEADERS

POWER PLAY ASSISTS

PLAYER	TEAM	GP	PPA
Mike Ribeiro	Washington	48	21
Henrik Zetterberg	Detroit	46	19
Joe Thornton	San Jose	48	19

POWER PLAY POINTS

PLAYER	TEAM	GP	PPA
Alex Ovechkin	Washington	48	27
Mike Ribeiro	Washington	48	27
P.K. Subban	Montreal	42	26
Henrik Zetterberg	Detroit	46	23
Andrei Markov	Montreal	48	23
Phil Kessel	Toronto	48	21
Claude Giroux	Philadelphia	48	21
Joe Thornton	San Jose	48	21
Martin St. Louis	Tampa Bay	48	20
Steven Stamkos	Tampa Bay	48	18

GAME-WINNING GOALS

PLAYER	TEAM	GP	GWG
Jeff Carter	Los Angeles	48	8
Pavel Datsyuk	Detroit	47	6
Derek Stepan	NY Rangers	48	6
James Neal	Pittsburgh	40	6
Marian Hossa	Chicago	40	6

GOALTENDING LEADERS

WINS

GOALTENDER	TEAM	GP	W
Henrik Lundqvist	NY Rangers	43	24
Antti Niemi	San Jose	43	24
Niklas Backstrom	Minnesota	42	24
Marc-Andre Fleury	Pittsburgh	33	23
Evgeni Nabokov	NY Islanders	41	23

GOALS-AGAINST AVERAGE

GOALTENDER	TEAM	GPI	MINS	GA	GAA
Craig Anderson	Ottawa	24	1,421	40	1.69
Jonathan Bernier	Los Angeles	14	768	24	1.88
Carey Crawford	Chicago	30	1,761	57	1.94
Ray Emery	Chicago	21	1,116	36	1.94
Sergei Bobrovsky	Columbus	38	2,219	74	2.00

SAVE PERCENTAGE

GOALTENDER	TEAM	GPI	MINS	GA	SA	SPCTG
Craig Anderson	Ottawa	24	1,421	40	677	.941
Sergei Bobrovsky	Columbus	38	2,219	74	1084	.932
Tuukka Rask	Boston	36	2,104	70	980	.929
Cory Schneider	Vancouver	30	1,733	61	835	.927
Henrik Lundqvist	NY Rangers	43	2,575	88	1190	.926

SHORTHANDED ASSISTS

PLAYER	TEAM	GP	SHA
Lee Stempniak	Calgary	47	4
Pavel Datsyuk	Detroit	47	3
Derek Stepan	NY Rangers	48	3

SHORTHANDED POINTS

PLAYER	TEAM	GP	SHP
Derek Stepan	NY Rangers	48	4
Lee Stempniak	Calgary	47	4
Ilya Kovalchuk	New Jersey	37	4
Pavel Datsyuk	Detroit	47	3
Ryan Getzlaf	Anaheim	44	3
Jonathan Toews	Chicago	47	3
Ryan Callahan	NY Rangers	45	3
Gabriel Landeskog	Colorado	36	3
Adam Henrique	New Jersey	42	3
Ryan Carter	New Jersey	44	3

SHOTS

PLAYER	TEAM	GP	S
Alex Ovechkin	Washington	48	220
Evander Kane	Winnipeg	48	190
Zach Parise	Minnesota	48	182
David Clarkson	New Jersey	48	180
Rick Nash	NY Rangers	44	176

SHUTOUTS

GOALTENDER	TEAM	GP	SO
Jimmy Howard	Detroit	42	5
Tuukka Rask	Boston	36	5
Cory Schneider	Vancouver	30	5
Pekka Rinne	Nashville	43	5
Mike Smith	Phoenix	34	5

INDIVIDUAL SCORING

POS	NO	PLAYER	GP	G	A	P	+/-	PIM	PP	SH	GW	S	%	TOT/G
L	16	Andrew Ladd	48	18	28	46	10	22	3	0	4	121	14.9	19:40
R	26	Blake Wheeler	48	19	22	41	-3	28	2	0	2	129	14.7	18:48
L	9	Evander Kane	48	17	16	33	-3	80	2	0	4	190	8.9	20:27
C	18	Bryan Little	48	7	25	32	8	4	2	0	2	74	8.3	19:47
D	33	Dustin Byfuglien	43	8	20	28	-1	34	4	0	2	142	5.6	24:24
C	80	Nik Antropov	40	6	12	18	6	16	2	0	0	56	10.7	15:57
D	24	Grant Clitsome	44	4	12	16	10	18	2	0	0	56	7.1	15:50
C	13	Kyle Wellwood	39	6	9	15	0	2	0	0	2	37	16.2	12:58
D	39	Toby Enstrom	22	4	11	15	-8	8	1	0	2	21	19.0	22:31
C	12	Olli Jokinen	45	7	7	14	-19	14	0	0	0	85	8.2	17:07
D	44	Zach Bogosian	33	5	9	14	-5	29	0	0	0	85	5.9	23:07
D	6	Ron Hainsey	47	0	13	13	-8	10	0	0	0	52	0.0	22:51
C	8	Alexander Burmistrov	44	4	6	10	0	14	0	0	0	55	7.3	15:38
D	4	Paul Postma	34	4	5	9	-5	6	2	0	0	32	12.5	15:01
R	20	Antti Miettinen	22	3	2	5	-3	2	0	0	2	26	11.5	12:38
C	17	James Wright	38	2	3	5	-5	32	0	0	0	32	6.3	11:35
D	5	Mark Stuart	42	2	2	4	5	53	0	0	0	40	5.0	16:42
R	22	Chris Thorburn	42	2	2	4	-5	70	0	0	0	13	15.4	6:19
C	27	Eric Tangradi	36	1	3	4	-4	22	0	0	0	44	2.3	10:17
D	25	Zach Redmond	8	1	3	4	0	12	0	1	0	13	7.7	19:34
C	21	Aaron Gagnon	10	3	0	3	2	2	0	0	1	11	27.3	8:09
L	23	Alexei Ponikarovsky	12	2	0	2	-2	6	0	0	1	10	20.0	11:52
C	19	Jim Slater	26	1	1	2	-3	19	0	0	0	22	4.5	10:27
R	14	Anthony Peluso	5	0	2	2	1	14	0	0	0	4	0.0	4:59
D	7	Derek Meech	16	0	1	1	0	2	0	0	0	5	0.0	14:41
C	15	Mike Santorelli	10	0	1	1	-5	0	0	0	0	14	0.0	13:43
C	55	Mark Scheifele	4	0	0	0	0	0	0	0	0	6	0.0	11:31
C	28	Patrice Cormier	10	0	0	0	-3	7	0	0	0	4	0.0	3:53

GOALTENDING

NO	GOALIE	GPI	MINS	AVG	W	L	OT	SO	GA	SA	SV%	G	A	PIM
31	Ondrej Pavelec	44	2,553	2.80	21	20	3	0	2.80	1251	.905	0	0	2
35	Al Montoya	7	351	2.91	3	1	0	1	17	168	.899	0	0	0



2012-13 SEASON-IN-REVIEW

TEAM GAME-BY-GAME RESULTS

No	Date	Opponent	Result	PTS	Goalie(s)	GW Goal	Record	PP	PK	SF	SA	GF	GA	Attend.
1	1/19	vs. OTT	1-4 Loss	0	Pavelec	[Neill]	0-1-0	1-6	1-2	28	37	1	4	15,004+
2	1/21	@ BOS	1-2 SOL	1	Pavelec	[Bergeron]	0-1-1	0-4	2-2	27	27	1	2	17,565+
3	1/22	@ WSH	4-2 Win	3	Pavelec	Wheeler	1-1-1	2-5	3-4	39	34	4	2	18,506+
4	1/25	vs. PIT	4-2 Win	5	Pavelec	Ladd	2-1-1	1-2	1-1	32	35	4	2	15,004+
5	1/27	vs. NYI	5-4 OTW	7	Montoya	Kane	3-1-1	1-4	1-2	35	25	5	4	15,004+
6	1/29	@ MTL	3-4 Loss	7	Pavelec	[Plekanec]	3-2-1	1-6	3-5	21	26	3	4	21,273+
7	1/31	@ FLA	3-6 Loss	7	Pavelec	[Kovalev]	3-3-1	0-3	3-6	25	34	3	6	15,731
8	2/1	@ TB	3-8 Loss	7	Pavelec/Montoya	[Conacher]	3-4-1	2-4	2-5	29	25	3	8	19,204+
9	2/5	vs. FLA	3-2 OTW	9	Pavelec	Little	4-4-1	1-4	2-2	21	19	3	2	15,004+
10	2/7	vs. TOR	2-3 Loss	9	Pavelec	[Kessel]	4-5-1	0-4	3-4	25	18	2	3	15,004+
11	2/9	@ OTT	1-0 Win	11	Montoya	Ponikarovsky	5-5-1	0-1	3-3	37	33	1	0	18,594
12	2/12	vs. PHI	2-3 Loss	11	Pavelec/Montoya	[McGinn]	5-6-1	0-3	3-4	26	23	2	3	15,004+
13	2/15	vs. PIT	1-3 Loss	11	Pavelec	[Neal]	5-7-1	0-2	2-3	26	28	1	3	15,004+
14	2/17	vs. BOS	2-3 Loss	11	Pavelec	[Marchand]	5-8-1	0-2	0-1	24	26	2	3	15,004+
15	2/19	@ BUF	2-1 Win	13	Pavelec	Ladd	6-8-1	0-1	3-3	28	30	2	1	19,070+
16	2/21	@ CAR	4-3 Win	15	Pavelec	Wheeler	7-8-1	0-4	3-3	23	30	4	3	18,282
17	2/23	@ PHI	3-5 Loss	15	Pavelec	[Simmonds]	7-9-1	0-4	3-6	37	39	3	5	19,933+
18	2/24	@ NJ	4-2 Win	17	Pavelec	Kane	8-9-1	1-2	2-2	27	26	4	2	17,625+
19	2/26	@ NYR	4-3 Win	19	Pavelec	Kane	9-9-1	0-3	2-2	32	33	4	3	17,200+
20	2/28	vs. NJ	3-1 Win	21	Pavelec	Ladd	10-9-1	0-3	3-3	21	23	3	1	15,004+
21	3/2	vs. WSH	0-3 Loss	21	Pavelec	[Hendricks]	10-10-1	0-3	3-3	35	21	0	3	15,004+
22	3/5	@ FLA	1-4 Loss	21	Pavelec	[Matthias]	10-11-1	0-0	2-2	31	26	1	4	14,574
23	3/7	@ TB	2-1 Win	23	Montoya	Little	11-11-1	0-2	5-5	28	29	2	1	19,204+
24	3/8	@ FLA	3-2 OTW	25	Pavelec	Byfuglien	12-11-1	0-1	4-4	28	40	3	2	16,442
25	3/10	@ NJ	2-3 SOL	26	Pavelec	[Elias]	12-11-2	0-1	1-1	25	27	2	3	17,625+
26	3/12	vs. TOR	5-2 Win	28	Pavelec	Wellwood	13-11-2	1-4	3-3	34	26	5	2	15,004+
27	3/14	vs. NYR	3-1 Win	30	Pavelec	Miettinen	14-11-2	1-2	1-1	33	29	3	1	15,004+
28	3/16	@ TOR	5-4 SOW	32	Pavelec	Bogosian	15-11-2	0-2	2-2	33	32	5	4	19,401+
29	3/17	@ OTT	1-4 Loss	32	Pavelec	[Silfverberg]	15-12-2	0-3	2-4	26	42	1	4	19,227+
30	3/19	vs. BOS	3-1 Win	34	Pavelec	Kane	16-12-2	1-2	4-4	25	28	3	1	15,004+
31	3/21	vs. WSH	0-4 Loss	34	Pavelec	[Brouwer]	16-13-2	0-3	2-3	20	25	0	4	15,004+
32	3/22	vs. WSH	1-6 Loss	34	Pavelec/Montoya	[Brouwer]	16-14-2	0-5	3-4	31	24	1	6	15,004+
33	3/24	vs. TB	3-2 Win	36	Pavelec	Enstrom	17-14-2	1-3	4-5	24	25	3	2	15,004+
34	3/26	@ CAR	4-1 Win	38	Pavelec	Enstrom	18-14-2	1-2	3-3	35	39	4	1	16,225
35	3/28	@ PIT	0-4 Loss	38	Montoya	[Kunitz]	18-15-2	0-4	0-0	20	43	0	4	18,649+
36	3/30	vs. CAR	1-3 Loss	38	Pavelec	[Jokinen]	18-16-2	0-3	6-6	35	28	1	3	15,004+
37	4/1	@ NYR	2-4 Loss	38	Pavelec	[Stepan]	18-17-2	0-5	1-1	28	35	2	4	17,200+
38	4/2	@ NYI	2-5 Loss	38	Pavelec	[Nielsen]	18-18-2	0-1	0-1	25	39	2	5	11,819
39	4/4	@ MTL	1-4 Loss	38	Pavelec	[Ryder]	18-19-2	0-3	0-2	34	24	1	4	21,273+
40	4/6	vs. PHI	4-1 Win	40	Pavelec	Wellwood	19-19-2	0-3	3-3	25	31	4	1	15,004+
41	4/9	vs. BUF	4-1 Win	42	Pavelec	Gagnon	20-19-2	0-1	3-3	30	30	4	1	15,004+
42	4/11	vs. FLA	7-2 Win	44	Pavelec	Ladd	21-19-2	1-5	2-2	35	27	7	2	15,004+
43	4/16	vs. TB	4-3 SOW	46	Pavelec	Santorelli	22-19-2	1-3	1-1	36	27	4	3	15,004+
44	4/18	vs. CAR	4-3 OTW	48	Pavelec	Byfuglien	23-19-2	1-6	1-1	31	27	4	3	15,004+
45	4/20	vs. NYI	4-5 SOL	49	Pavelec	[Tavares]	23-19-3	1-3	5-5	28	33	4	5	15,004+
46	4/22	@ BUF	2-1 Win	51	Pavelec	Miettinen	24-19-3	0-3	0-1	39	25	2	1	18,654
47	4/23	@ WSH	3-5 Loss	51	Pavelec	[Perrault]	24-20-3	1-3	1-1	27	41	3	5	18,506+
48	4/25	vs. MTL	2-4 Loss	51	Pavelec	[Desharnais]	24-21-3	0-2	3-4	25	30	2	4	15,004+

+- indicates sellout

2012-13 SEASON-IN-REVIEW

TEAM HOME & ROAD GAME-BY-GAME RESULTS

HOME

No	Date	Opponent	Result	PTS	Goalie(s)	GW Goal	Record	PP	PK	SF	SA	GF	GA	Attend.
1	1/19	vs. OTT	1-4 Loss	0	Pavelec	[Neill]	0-1-0	1-6	1-2	28	37	1	4	15,004+
2	1/25	vs. PIT	4-2 Win	5	Pavelec	Ladd	2-1-1	1-2	1-1	32	35	4	2	15,004+
3	1/27	vs. NYI	5-4 OTW	7	Montoya	Kane	3-1-1	1-4	1-2	35	25	5	4	15,004+
4	2/5	vs. FLA	3-2 OTW	9	Pavelec	Little	4-4-1	1-4	2-2	21	19	3	2	15,004+
5	2/7	vs. TOR	2-3 Loss	9	Pavelec	[Kessel]	4-5-1	0-4	3-4	25	18	2	3	15,004+
6	2/12	vs. PHI	2-3 Loss	11	Pavelec	[McGinn]	5-6-1	0-3	3-4	26	23	2	3	15,004+
7	2/15	vs. PIT	1-3 Loss	11	Pavelec	[Neal]	5-7-1	0-2	2-3	26	28	1	3	15,004+
8	2/17	vs. BOS	2-3 Loss	11	Pavelec	[Marchand]	5-8-1	0-2	0-1	24	26	2	3	15,004+
9	2/28	vs. NJ	3-1 Win	21	Pavelec	Ladd	10-9-1	0-3	3-3	21	23	3	1	15,004+
10	3/2	vs. WSH	0-3 Loss	21	Pavelec	[Hendricks]	10-10-1	0-3	3-3	35	21	0	3	15,004+
11	3/12	vs. TOR	5-2 Win	28	Pavelec	Wellwood	13-11-2	1-4	3-3	34	26	5	2	15,004+
12	3/14	vs. NYR	3-1 Win	30	Pavelec	Miettinen	14-11-2	1-2	1-1	33	29	3	1	15,004+
13	3/19	vs. BOS	3-1 Win	34	Pavelec	Kane	16-12-2	1-2	4-4	25	28	3	1	15,004+
14	3/21	vs. WSH	0-4 Loss	34	Pavelec	[Brouwer]	16-13-2	0-3	2-3	20	25	0	4	15,004+
15	3/22	vs. WSH	1-6 Loss	34	Pavelec	[Brouwer]	16-14-2	0-5	3-4	31	24	1	6	15,004+
16	3/24	vs. TB	3-2 Win	36	Pavelec	Enstrom	17-14-2	1-3	4-5	24	25	3	2	15,004+
17	3/30	vs. CAR	1-3 Loss	38	Pavelec	[Jokinen]	18-16-2	0-3	6-6	35	28	1	3	15,004+
18	4/6	vs. PHI	4-1 Win	40	Pavelec	Wellwood	19-19-2	0-3	3-3	25	31	4	1	15,004+
19	4/9	vs. BUF	4-1 Win	42	Pavelec	Gagnon	20-19-2	0-1	3-3	30	30	4	1	15,004+
20	4/11	vs. FLA	7-2 Win	44	Pavelec	Ladd	21-19-2	1-5	2-2	35	27	7	2	15,004+
21	4/16	vs. TB	4-3 SOW	46	Pavelec	Santorelli	22-19-2	1-3	1-1	36	27	4	3	15,004+
22	4/18	vs. CAR	4-3 OTW	48	Pavelec	Byfuglien	23-19-2	1-6	1-1	31	27	4	3	15,004+
23	4/20	vs. NYI	4-5 SOL	49	Pavelec	[Tavares]	23-19-3	1-3	5-5	28	33	4	5	15,004+
24	4/25	vs. MTL	2-4 Loss	51	Pavelec	[Desharnais]	24-21-3	0-2	3-4	25	30	2	4	15,004+

+- indicates sellout

ROAD

No	Date	Opponent	Result	PTS	Goalie(s)	GW Goal	Record	PP	PK	SF	SA	GF	GA	Attend.
1	1/21	@ BOS	1-2 SOL	1	Pavelec	[Bergeron]	0-1-1	0-4	2-2	27	27	1	2	17,565+
2	1/22	@ WSH	4-2 Win	3	Pavelec	Wheeler	1-1-1	2-5	3-4	39	34	4	2	18,506+
3	1/29	@ MTL	3-4 Loss	7	Pavelec	[Plekanec]	3-2-1	1-6	3-5	21	26	3	4	21,273+
4	1/31	@ FLA	3-6 Loss	7	Pavelec	[Kovalev]	3-3-1	0-3	3-6	25	34	3	6	15,731
5	2/1	@ TB	3-8 Loss	7	Pavelec	[Conacher]	3-4-1	2-4	2-5	29	25	3	8	19,204+
6	2/9	@ OTT	1-0 Win	11	Montoya	Ponikarovsky	5-5-1	0-1	3-3	37	33	1	0	18,594
7	2/19	@ BUF	2-1 Win	13	Pavelec	Ladd	6-8-1	0-1	3-3	28	30	2	1	19,070+
8	2/21	@ CAR	4-3 Win	15	Pavelec	Wheeler	7-8-1	0-4	3-3	23	30	4	3	18,282
9	2/23	@ PHI	3-5 Loss	15	Pavelec	[Simmonds]	7-9-1	0-4	3-6	37	39	3	5	19,933+
10	2/24	@ NJ	4-2 Win	17	Pavelec	Kane	8-9-1	1-2	2-2	27	26	4	2	17,625+
11	2/26	@ NYR	4-3 Win	19	Pavelec	Kane	9-9-1	0-3	2-2	32	33	4	3	17,200+
12	3/5	@ FLA	1-4 Loss	21	Pavelec	[Matthias]	10-11-1	0-0	2-2	31	26	1	4	14,574
13	3/7	@ TB	2-1 Win	23	Montoya	Little	11-11-1	0-2	5-5	28	29	2	1	19,204+
14	3/8	@ FLA	3-2 OTW	25	Pavelec	Byfuglien	12-11-1	0-1	4-4	28	40	3	2	16,442
15	3/10	@ NJ	2-3 SOL	26	Pavelec	[Elias]	12-11-2	0-1	1-1	25	27	2	3	17,625+
16	3/16	@ TOR	5-4 SOW	32	Pavelec	Bogosian	15-11-2	0-2	2-2	33	32	5	4	19,401+
17	3/17	@ OTT	1-4 Loss	32	Pavelec	[Silfverberg]	15-12-2	0-3	2-4	26	42	1	4	19,227+
18	3/26	@ CAR	4-1 Win	38	Pavelec	Enstrom	18-14-2	1-2	3-3	35	39	4	1	16,225
19	3/28	@ PIT	0-4 Loss	38	Montoya	[Kunitz]	18-15-2	0-4	0-0	20	43	0	4	18,649+
20	4/1	@ NYR	2-4 Loss	38	Pavelec	[Stepan]	18-17-2	0-5	1-1	28	35	2	4	17,200+
21	4/2	@ NYI	2-5 Loss	38	Pavelec	[Nielsen]	18-18-2	0-1	0-1	25	39	2	5	11,819
22	4/4	@ MTL	1-4 Loss	38	Pavelec	[Ryder]	18-19-2	0-3	0-2	34	24	1	4	21,273+
23	4/22	@ BUF	2-1 Win	51	Pavelec	Miettinen	24-19-3	0-3	0-1	39	25	2	1	18,654
24	4/23	@ WSH	3-5 Loss	51	Pavelec	[Perrault]	24-20-3	1-3	1-1	27	41	3	5	18,506+

HOME & ROAD SCORING

PLAYER	OVERALL			HOME			ROAD		
	G	A	PTS	G	A	PTS	G	A	PTS
Andrew Ladd	18	28	46	12	17	29	6	11	17
Blake Wheeler	19	22	41	11	15	26	8	7	15
Evander Kane	17	16	33	8	8	16	9	8	17
Bryan Little	7	25	32	5	18	23	2	7	9
Dustin Byfuglien	8	20	28	7	11	18	1	9	10
Nik Antropov	6	12	18	2	4	6	4	8	12
Grant Clitsome	4	12	16	2	8	10	2	4	6
Kyle Wellwood	6	9	15	5	5	10	1	4	5
Toby Enstrom	4	11	15	1	5	6	3	6	9
Olli Jokinen	7	7	14	1	4	5	6	3	9
Zach Bogosian	5	9	14	2	8	10	3	1	4
Ron Hainsey	0	13	13	0	4	4	0	9	9
Alexander Burmistrov	4	6	10	2	3	5	2	3	5
Paul Postma	4	5	9	1	0	1	3	5	8
Antti Miettinen	3	2	5	1	1	2	2	1	3
James Wright	2	3	5	1	1	2	1	2	3
Mark Stuart	2	2	4	1	0	1	1	2	3
Chris Thorburn	2	2	4	1	1	2	1	1	2
Eric Tangradi	1	3	4	0	1	1	1	2	3
Zach Redmond*	1	3	4	1	3	4	0	0	0
Aaron Gagnon	3	0	3	2	0	2	1	0	1
Alexei Ponikarovsky	2	0	2	1	0	1	1	0	1
Jim Slater	1	1	2	0	0	0	1	1	2
Anthony Peluso	0	2	2	0	0	0	0	2	2
Derek Meech	0	1	1	0	0	0	0	1	1
Mike Santorelli	0	1	1	0	1	1	0	0	0
Mark Scheifele*	0	0	0	0	0	0	0	0	0
Patrice Cormier*	0	0	0	0	0	0	0	0	0

* - indicates rookie

HOME & ROAD GOALTENDING

GOALTENDER	GP	W	L	OT	GA	HOME				
						AVG	SO	SH	SV	Sv%
Ondrej Pavelec	23	12	10	1	55	2.51	0	592	537	.907
Al Montoya	3	1	0	0	9	3.97	0	52	43	.827

GOALTENDER	GP	W	L	OT	GA	ROAD				
						AVG	SO	SH	SV	Sv%
Ondrej Pavelec	21	9	10	2	64	3.10	0	659	595	.903
Al Montoya	4	2	1	0	8	2.23	1	116	108	.931

EVEN-STRENGTH SCORING

PLAYER	OVERALL		
	G	A	PTS
Andrew Ladd	15	25	40
Blake Wheeler	17	17	34
Evander Kane	15	14	29
Bryan Little	5	21	26
Dustin Byfuglien	4	14	18
Nik Antropov	4	11	15
Grant Clitsome	2	11	13
Kyle Wellwood	6	7	13
Olli Jokinen	7	6	13
Ron Hainsey	0	12	12
Zach Bogosian	5	6	11
Alexander Burmistrov	4	6	10
Toby Enstrom	3	4	7
Paul Postma	2	3	5
James Wright	2	3	5
Antti Miettinen	3	2	5
Mark Stuart	2	2	4
Eric Tangradi	1	3	4
Chris Thorburn	2	2	4
Aaron Gagnon	3	0	3
Zach Redmond	0	2	2
Jim Slater	1	1	2
Alexei Ponikarovsky	2	0	2
Anthony Peluso	0	2	2
Derek Meech	0	1	1
Mike Santorelli	0	1	1

POWER PLAY SCORING

PLAYER	OVERALL		
	G	A	PTS
Dustin Byfuglien	4	6	10
Blake Wheeler	2	5	7
Toby Enstrom	1	6	7
Andrew Ladd	3	3	6
Bryan Little	2	3	5
Evander Kane	2	2	4
Paul Postma	2	2	4
Nik Antropov	2	1	3
Grant Clitsome	2	1	3
Zach Bogosian	0	3	3
Kyle Wellwood	0	2	2
Olli Jokinen	0	1	1
Ron Hainsey	0	1	1
Zach Redmond	0	1	1

SHORTHANDED SCORING

PLAYER	OVERALL		
	G	A	PTS
Bryan Little	0	1	1
Tobias Enstrom	0	1	1
Zach Redmond	1	0	1



MISCELLANEOUS STATISTICS

TEAM RECORDS

Overall record	24-21-3
Home record	13-10-1
Road record	11-11-2

1-goal games	13-4-3
2-goal games	6-6
3-goal games	5-11

Scoring first	16-6-1
Opponent scoring first	8-15-2

Leading after 1 period	10-2-1
Trailing after 1 period	5-11-2
Leading after 2 periods	18-2-0
Trailing after 2 periods	1-14-0

Overtime Record - This Season	4-0
Overtime Record - Franchise	103-88-45

Outshooting opponent	12-8-0
Outshot by opponent	11-13-2
Even shots	1-0-1

vs. Northeast	10-8-0
vs. Atlantic	7-7-1
vs. Southeast	7-6-2
vs. EASTERN CONFERENCE	24-21-3

MONTH BY MONTH RECORD

	W-L-OT	Points
January	3-3-1	7
February	7-6-0	14
March	8-7-1	17
April	6-5-1	13
Totals	24-21-3	51

GOALS BY PERIOD

	1	2	3	OT	T
Jets	31	56	35	4	126
Opponents	46	38	57	0	141

POWER PLAY

	G	Att	Pct (Rank)
Overall	20	145	13.8 (30th NHL)
Home	12	78	15.4 (26th NHL)
Road	8	67	11.9 (26th NHL)

3 SHORTHANDED GOALS ALLOWED (T-12th NHL)

PENALTY KILLING

	G	Att	Pct (Rank)
Overall	28	138	79.7 (24th NHL)
Home	10	70	85.7 (12th NHL)
Road	18	68	73.5 (28th NHL)

1 SHORTHANDED GOALS SCORED (T-25th NHL)

PENALTIES

GP	Minutes	Avg. (Rank)
48	535	11.1 (T-14th NHL)



TEAM LEADERS

SKATERS

Games:	Ladd, Wheeler, Kane, Little, 48
Goals:	Wheeler, 19
Assists:	Ladd, 28
Points:	Ladd, 46
Even-strength goals:	Wheeler, 17
Even-strength assists:	Ladd, 25
Even-strength points:	Ladd, 40
Power play goals:	Byfuglien, 4
Power play assists:	Byfuglien, 6
Power play points:	Byfuglien, 10
Shorthanded goals:	Redmond, 1
Shorthanded assists:	Little, Enstrom, 1
Shorthanded points:	Little, Enstrom, Redmond, 1
Game-winning goals:	Ladd, Kane, 4
Penalty minutes:	Kane, 80
Shots on goal:	Kane, 190
Plus-Minus Rating:	Ladd, Clitsome, plus-10
Average time on ice:	Byfuglien, 24:24

GOALTENDERS

Games played:	Pavelec, 44
Games started:	Pavelec, 43
Wins:	Pavelec, 21
Shutouts:	Montoya, 1
Minutes played:	Pavelec, 2,552
Goals-against average:	Pavelec, 2.80
Shots faced:	Pavelec, 1,251
Saves:	Pavelec, 1,132
Save percentage:	Pavelec, .905

HAT TRICKS & PENALTY SHOTS

HAT TRICKS

HAT TRICKS FOR

Date/Opp.	Player	Goals	Result
N/A			

HAT TRICKS AGAINST

Date/Opp.	Player	Goals	Result
N/A			

PENALTY SHOTS

PENALTY SHOTS FOR

Date/Opp.	Player	Goaltender	Result
Apr. 22/13 @ BUF	Evander Kane	Jhonas Enroth	No Goal

PENALTY SHOTS AGAINST

Date/Opp.	Player	Goaltender	Result
Mar. 5/13 @ FLA	Justin Huberdeau	Ondrej Pavelec	Goal
Mar. 14/13 vs. NYR	Martin Gaborik	Ondrej Pavelec	No Goal

OVERTIME & SHOOTOUT SUMMARY

TEAM SUMMARY

	GP	W	L	T/SO
Overall	48	6	3	5
Home	24	4	1	2
Road	24	2	2	3

OVERTIME SUMMARY

OVERTIME GOALS FOR

Date/Opp.	Goal Scorer	Time	Score
Jan. 27/13 vs. NYI	Evander Kane	1:59	5-4OTW
Feb. 5/13 vs. FLA	Bryan Little	4:44	3-2OTW
Mar. 8/13 @ FLA	Dustin Byfuglien	4:19	3-2OTW
Apr. 18/13 vs. CAR	Dustin Byfuglien	1:23	4-3OTW

OVERTIME SUMMARY

OVERTIME GOALS AGAINST

Date/Opp.	Goal Scorer	Time	Score
N/A			

SHOOTER SUMMARY

Player	G	S	S%	GWG
Andrew Ladd	2	4	50.0	0
Blake Wheeler	2	5	40.0	0
Zach Bogosian	1	1	100.0	1
Mike Santorelli	1	2	50.0	1
Antti Miettinen	0	1	0.0	0
Kyle Wellwood	0	1	0.0	0
Dustin Byfuglien	0	1	0.0	0
Nik Antropov	0	1	0.0	0
Bryan Little	0	2	0.0	0
Olli Jokinen	0	2	0.0	0
Evander Kane	0	2	0.0	0

GOALTENDER SUMMARY

Goalie	REC	G/S	SV %
Ondrej Pavelec	2-3	6/21	.714

REC-Record, G/S- Goals/Saves, SV%-Save Percentage



DATE/OPP	#3 TROUBA	#4 POSTMA	#5 STUART	#6 HAINSEY	#7 MEECH	#8 BURNISTROV
1/19 vs. OTT	COL	0-0 3/1 16:46	0-0 1/1 17:09	0-0 3/1 21:44	MIN	0-0 0/0 13:59
1/21 @ BOS	COL	0-1 1/1 11:25	0-0 2/0 19:52	0-0 2/0 25:29	MIN	0-0 2/0 12:11
1/22 @ WSH	COL	0-0 1/0 12:54	0-0 3/0 19:55	0-0 0/0 22:52	MIN	0-0 1/0 14:23
1/25 vs. PIT	COL	0-0 2/0 13:00	0-0 2/1 19:12	0-0 1/2 23:01	MIN	0-0 2/0 13:11
1/27 vs. NYI	COL	0-0 0/1 16:49	0-0 1/1 18:14	0-1 0/2 24:02	MIN	1-0 3/2 14:22
1/29 @ MTL	COL	0-0 3/0 13:00	0-0 0/0 17:52	0-1 2/1 25:13	MIN	0-0 0/1 2:52
1/31 @ FLA	COL	0-1 1/1 16:48	0-0 1/0 16:46	0-0 1/0 24:49	MIN	0-0 1/0 14:25
2/1 @ TB	COL	1-2 3/0 21:35	0-0 2/1 17:59	0-0 1/3 22:30	MIN	0-0 2/1 17:20
2/5 vs. FLA	COL	0-0 2/0 23:22	1-0 1/1 19:17	0-1 0/0 25:01	MIN	0-1 1/1 18:08
2/7 vs. TOR	COL	0-0 0/0 16:58	0-0 0/1 18:38	0-0 3/0 24:52	MIN	0-0 1/1 18:38
2/9 @ OTT	COL	0-0 1/1 14:15	0-0 0/0 18:03	0-0 1/0 29:32	MIN	0-0 5/1 17:53
2/12 vs. PHI	COL	0-0 0/1 15:53	0-0 1/0 14:44	0-0 1/0 23:10	MIN	0-0 1/1 16:19
2/15 vs. PIT	COL	DND	0-0 2/1 21:08	0-0 1/0 28:17	MIN	0-0 3/0 19:11
2/17 vs. BOS	COL	0-0 1/0 20:20	0-0 1/0 14:35	0-0 0/1 19:52	MIN	1-1 2/1 17:18
2/19 @ BUF	COL	0-0 1/0 15:11	0-0 2/0 17:28	0-1 1/1 22:50	MIN	0-0 0/0 12:54
2/21 @ CAR	COL	0-0 1/0 15:25	0-0 2/1 17:05	0-0 0/0 21:43	MIN	0-0 1/1 15:07
2/23 @ PHI	COL	0-0 1/1 11:10	0-0 0/1 13:56	0-0 2/1 21:47	MIN	1-0 1/2 10:00
2/24 @ NJD	COL	0-1 0/1 12:44	0-0 2/1 21:19	0-0 0/1 24:07	MIN	0-1 2/1 19:26
2/26 @ NYR	COL	0-0 2/2 13:23	0-0 2/1 11:51	0-2 1/0 22:46	MIN	0-1 2/1 19:35
2/28 vs. NJ	COL	0-0 0/0 10:01	0-0 1/0 15:31	0-1 0/1 26:09	DND	0-0 1/0 18:32
3/2 vs. WSH	COL	0-0 0/0 15:31	0-0 2/0 13:56	0-0 0/1 2:19:07	DND	0-0 0/1 18:54
3/5 @ FLA	COL	0-0 1/1 16:09	0-0 1/2 19:29	0-1 1/0 20:48	DND	0-0 2/0 12:21
3/7 @ TB	COL	0-0 1/1 8:51	0-0 0/1 14:13	0-0 1/1 25:17	DND	0-0 0/0 19:54
3/8 @ FLA	COL	0-0 0/0 10:06	0-0 0/0 15:31	0-0 0/0 25:38	DND	0-0 1/0 14:32
3/10 @ NJ	COL	DND	1-1 1/1 14:54	0-0 0/0 24:41	0-0 0/0 12:46	0-0 0/0 9:22
3/12 vs. TOR	COL	DND	0-0 0/2 14:51	0-0 2/0 20:57	0-0 0/2 14:05	DND
3/14 vs. NYR	COL	DND	0-0 0/0 14:06	0-0 2/1 23:42	0-0 0/0 14:26	DND
3/16 @ TOR	COL	DND	0-0 2/2 13:06	0-0 3/1 24:08	0-0 0/1 15:47	DND
3/17 @ OTT	COL	DND	0-0 0/0 16:36	0-1 1/0 18:28	0-0 1/0 13:31	DND
3/19 vs. BOS	COL	DND	0-0 1/0 14:55	0-0 1/0 24:05	0-0 2/0 10:06	0-0 0/0 10:02
3/21 vs. WSH	COL	DND	0-0 1/0 21:03	0-0 1/0 21:03	0-0 0/1 15:48	0-0 0/0 12:17
3/22 vs. WSH	COL	0-0 1/1 16:51	INJ	0-0 1/2 17:46	0-0 1/2 15:31	0-0 2/1 15:00
3/24 vs. TB	COL	0-0 0/0 11:22	INJ	INJ	0-0 0/0 12:36	0-0 0/0 11:22
3/26 @ CAR	COL	DND	INJ	0-1 0/3 21:30	0-0 1/0 15:18	0-1 1/2 15:52
3/28 @ PIT	COL	DND	INJ	0-0 1/2 20:38	0-0 0/0 14:52	0-0 1/0 11:49
3/30 vs. CAR	COL	DND	INJ	0-0 3/1 21:39	0-0 0/0 9:01	0-0 0/0 12:26
4/1 @ NYR	COL	DND	INJ	0-1 0/1 22:27	0-0 0/1 13:49	0-0 0/0 7:37
4/2 @ NYI	COL	2-0 2/0 16:49	0-0 0/0 17:08	0-0 2/0 22:22	DND	0-0 1/2 14:37
4/4 @ MTL	DND	0-0 0/0 15:34	0-0 0/0 12:51	0-0 1/0 20:02	DND	1-0 2/1 16:49
4/6 vs. PHI	DND	0-0 0/1 15:27	0-0 0/1 15:27	0-0 2/1 23:25	DND	0-1 0/0 16:39
4/9 vs. BUF	DND	DND	0-0 1/2 20:05	0-0 3/0 26:45	DND	0-0 3/0 16:59
4/11 vs. FLA	DND	0-0 2/0 17:03	0-0 0/2 16:14	0-1 1/1 18:27	DND	0-0 1/0 15:22
4/16 vs. TB	DND	0-0 1/0 16:30	0-0 0/0 16:30	0-0 1/0 22:47	DND	0-0 2/1 20:45
4/18 vs. CAR	DND	1-0 1/1 15:00	0-0 2/0 16:38	0-0 0/2 19:01	DND	0-0 2/1 18:52
4/20 vs. NYI	DND	0-0 0/1 15:40	0-0 1/1 18:51	0-0 1/1 27:37	DND	0-0 2/3 18:42
4/22 @ BUF	DND	0-0 2/1 15:59	0-1 1/1 17:15	0-0 1/0 22:17	0-1 0/1 19:53	0-0 2/0 17:01
4/23 @ WSH	DND	0-0 0/1 14:05	0-0 2/1 17:58	0-1 2/1 17:58	0-0 0/1 22:04	0-0 0/1 19:17
4/25 vs. MTL	DND	0-0 0/1 14:18	0-0 1/0 20:36	0-0 1/2 22:04	0-0 0/1 15:36	0-0 2/0 14:25

Goals-Assists Shots-Plus/Minus Time-On-Ice, DND-Did Not Dress, INJ-Injured, MIN-Minor Leagues

DATE/OPP	#9 KANE	#12 JOKINEN	#13 WELLWOOD	#14 PELUSO	#15 SANTORELLI	#16 LADD
1/19 vs. OTT	0-0 4/1 18:51	0-0 1/1 18:17	0-0 1/0 14:53	DND		0-1 2/2 18:09
1/21 @ BOS	0-0 4/0 20:31	0-0 1/0 20:05	0-0 2/0 13:13	DND		1/21 @ BOS
1/22 @ WSH	1-1 3/1 18:30	0-0 5/1 19:44	DND	DND		1-0 5/1 18:15
1/25 vs. PIT	1-1 5/0 19:22	0-0 0/1 16:11	0-0 1/0 11:22	DND		1-1 (W) 1/1 18:03
1/27 vs. NYI	1-1 (W) 4/1 18:35	0-1 5/1 20:13	0-1 1/1 11:42	DND		0-1 4/0 20:16
1/29 @ MTL	0-1 3/1 18:30	1-1 5/1 18:27	0-0 1/1 11:18	DND		0-1 1/1 18:17
1/31 @ FLA	0-1 2/1 17:09	1-0 3/1 16:12	0-0 1/1 11:06	DND		0-1 4/0 18:44
2/1 @ TB	0-0 0/2 14:05	0-0 2/2 14:57	DND	DND		1-1 3/0 17:45
2/5 vs. FLA	0-0 2/1 20:13	0-0 2/1 17:25	0-0 2/0 14:58	DND		0-0 2/1 20:32
2/7 vs. TOR	0-0 7/1 20:35	0-0 2/1 17:48	0-0 0/0 8:46	DND		1-0 3/0 20:42
2/9 @ OTT	0-0 5/0 18:20	0-0 5/0 14:02	0-1 1/1 13:14	DND		0-0 0/0 18:20
2/12 vs. PHI	0-1 6/0 24:20	0-0 1/0 18:09	0-0 2/2 12:57	0-0 1/0 2:49		2-0 2/2 18:34
2/15 vs. PIT	0-1 2/0 21:26	0-0 0/0 13:45	0-0 1/0 13:11	DND		1-0 2/0 18:29
2/17 vs. BOS	1-0 6/1 21:35	0-0 0/0 18:24	0-0 0/0 17:57	DND		0-0 1/1 19:02
2/19 @ BUF	0-1 3/1 16:19	0-0 2/1 15:43	0-0 0/0 9:34	DND		1-0 (W) 2/0 15:58
2/21 @ CAR	1-0 2/0 19:12	0-0 1/2 16:40	0-0 0/1 11:15	DND		1-2 4/2 18:48
2/23 @ PHI	1-0 4/1 20:21	1-0 6/1 16:32	0-0 1/2 9:18	DND		0-0 2/1 19:10
2/24 @ NJD	1-0 (W) 6/1 25:21	0-0 0/1 18:35	DND	0-0 1/0 3:59		0-1 3/1 18:30
2/26 @ NYR	2-1 (W) 7/2 21:42	2-0 5/1 15:04	DND	0-2 5/1 7:36		0-0 1/1 19:29
2/28 vs. NJ	0-0 4/0 23:21	0-0 3/0 18:01	DND	0-0 0/0 6:27		2-1 (W) 2/2 19:53
3/2 vs. WSH	0-0 6/0 24:14	0-0 2/0 20:01	DND	0-0 0/0 4:08		0-0 3/1 18:59
3/5 @ FLA	0-0 4/0 16:49	0-0 2/2 16:45	1-0 1/1 13:12	INJ		0-0 5/1 16:11
3/7 @ TB	0-0 9/0 21:12	0-0 1/0 20:38	0-0 0/1 6:05	INJ		0-1 0/1 16:53
3/8 @ FLA	0-0 1/0 22:11	0-0 1/0 17:27	0-0 0/1 9:02	INJ		1-1 3/1 20:55
3/10 @ NJ	1-0 10/1 25:16	0-0 0/1 19:42	0-0 1/1 13:33	INJ		0-0 3/0 22:55
3/12 vs. TOR	1-0 7/0 20:12	0-0 1/1 18:13	1-1 (W) 1/1 16:08	INJ		0-1 3/1 15:26
3/14 vs. NYR	0-0 5/0 22:23	0-1 3/1 20:01	0-1 0/0 17:26	INJ		1-0 3/1 17:39
3/16 @ TOR	0-0 2/0 23:36	0-1 3/0 21:35	0-1 1/0 16:40	INJ		0-2 4/0 21:23
3/17 @ OTT	0-0 3/1 21:04	0-0 3/1 18:15	0-0 0/1 17:05	INJ		0-1 1/1 19:38
3/19 vs. BOS	1-0 (W) 3/1 21:37	0-0 0/0 17:08	0-1 1/1 13:24	INJ		0-1 3/0 20:13
3/21 vs. WSH	0-0 0/2 21:36	0-0 1/2 16:23	0-0 1/0 14:35	INJ		0-0 1/1 21:35
3/22 vs. WSH	0-0 4/1 23:37	0-0 0/1 17:47	0-0 3/1 12:12	INJ		0-1 3/0 19:23
3/24 vs. TB	0-0 3/0 19:13	0-0 0/0 15:30	0-0 2/0 13:54	INJ		0-1 4/1 22:59
3/26 @ CAR	1-3 6/2 19:39	1-0 3/0 15:18	0-0 2/0 13:17	INJ		0-0 2/0 18:14
3/28 @ PIT	0-0 3/4 19:19	0-0 0/3 16:38	0-0 1/2 18:04	INJ		0-0 1/0 21:18
3/30 vs. CAR	0-1 4/0 25:53	1-0 1/1 16:47	0-0 0/0 9:31	INJ		0-0 5/3 24:19
4/1 @ NYR	0-0 1/1 19:56	0-1 1/1 18:19	0-1 0/1 16:34	INJ		0-0 1/1 21:38
4/2 @ NYI	0-0 3/0 20:27	0-0 3/1 17:27	0-1 2/2 11:35	INJ	From FLA	0-0 1/2 18:55
4/4 @ MTL	0-0 3/0 19:49	0-0 0/0 14:40	DND	INJ	0-0 3/0 14:14	0-1 3/1 20:32
4/6 vs. PHI	1-1 7/2 19:46	0-1 4/1 18:43	1-0 (W) 2/1 11:59	INJ	0-1 1/0 11:18	0-1 2/2 22:22
4/9 vs. BUF	0-1 4/1 19:38	0-0 0/1 15:12	1-0 1/1 12:16	INJ	0-0 1/0 12:44	1-1 3/1 19:48
4/11 vs. FLA	2-0 4/2 19:18	0-1 2/2 16:32	0-1 1/2 12:40	INJ	0-0 0/0 12:17	1-1 (W) 5/1 20:29
4/16 vs. TB	0-0 5/0 20:59	0-0 1/1 17:01	0-0 1/1 14:38	DND	0-0 4/1 16:38	2-1 4/0 20:13
4/18 vs. NYI	0-0 4/2 18:07	0-0 4/2 19:39	0-0 0/1 12:52	DND	0-0 0/1 10:40	0-3 3/3 22:45
4/20 vs. CAR	0-1 2/1 22:32	0-0 0/1 0:48	2-0 2/0 14:06	DND	0-0 2/2 13:43	0-2 1/1 26:47
4/22 @ BUF	0-0 3/1 18:45	INJ	0-0 0/0 10:33	DND	0-0 1/0 17:01	0-0 3/0 16:54
4/23 @ WSH	1-0 2/2 19:12	INJ	INJ	DND	0-0 2/1 15:06	0-0 4/0 21:21
4/25 vs. MTL	0-0 3/1 19:11	INJ	INJ	DND	0-0 0/0 13:30	0-0 1/0 18:20

Goals-Assists-Shots-Plus/Minus Time-On-Ice, DND-Did Not Dress, INJ-Injured, MIN-Minor Leagues

DATE/OPP	#17 WRIGHT	#18 LITTLE	#19 SLATER	#20 MIETTINEN	#21 GAGNON	#22 THORBURN
1/19 vs. OTT	DND	0-0 1/2 18:41	0-0 0/0 9:17	INJ	MIN	0-0 0/0 3:32
1/21 @ BOS	DND	0-0 1/1 16:22	0-1 1/1 12:13	INJ	MIN	1-0 3/1 9:47
1/22 @ WSH	0-0 1/1 8:22	0-0 5/1 17:06	1-0 2/0 9:54	INJ	MIN	0-0 0/1 9:07
1/25 vs. PIT	0-0 0/0 7:47	0-1 2/1 19:35	0-0 3/1 10:31	INJ	MIN	0-0 0/0 11:00
1/27 vs. NYI	0-0 2/0 7:33	1-0 4/1 19:46	0-0 1/0 9:10	INJ	MIN	0-0 0/0 8:10
1/29 @ MTL	0-0 0/0 4:11	0-1 1/1 19:41	0-0 0/0 8:21	INJ	MIN	0-0 0/0 8:11
1/31 @ FLA	0-0 0/0 8:36	0-0 1/1 18:52	0-0 0/0 9:51	INJ	MIN	0-0 0/0 7:48
2/1 @ TB	0-0 2/1 11:13	0-1 1/0 17:51	0-0 2/1 11:35	INJ	MIN	0-0 0/0 1:52
2/5 vs. FLA	0-0 0/0 8:49	1-0 (W) 3/1 20:34	0-0 0/0 9:26	INJ	MIN	0-0 1/0 7:27
2/7 vs. TOR	0-0 0/1 9:35	0-2 1/2 21:50	0-0 0/0 10:38	INJ	MIN	0-0 0/1 7:55
2/9 @ OTT	0-0 2/0 9:42	0-0 1/0 20:04	0-0 2/0 12:35	INJ	MIN	0-0 1/0 7:08
2/12 vs. PHI	0-0 0/0 6:28	0-0 1/1 20:27	0-0 1/0 6:30	INJ	MIN	DND
2/15 vs. PIT	0-0 0/1 7:48	0-1 4/0 20:47	0-0 1/4 8:36	INJ	MIN	0-0 0/0 6:53
2/17 vs. BOS	0-0 0/0 5:34	0-0 1/1 18:56	0-0 0/0 5:22	INJ	MIN	0-0 0/0 4:29
2/19 @ BUF	0-1 3/1 15:14	1-0 1/2 19:24	0-0 2/0 16:28	INJ	MIN	0-0 0/0 6:26
2/21 @ CAR	0-0 0/1 13:26	0-1 1/2 17:35	0-0 1/1 12:47	INJ	MIN	0-0 0/0 8:19
2/23 @ PHI	0-0 0/0 11:10	0-0 2/0 20:35	0-0 0/0 11:01	INJ	MIN	0-0 0/0 5:07
2/24 @ NYJ	0-0 0/1 14:45	0-2 0/1 18:23	0-0 1/0 11:25	0-0 0/0 0:17	MIN	DND
2/26 @ NYR	0-0 1/1 14:24	0-0 1/1 19:45	0-0 0/1 11:49	INJ	MIN	0-0 0/0 5:28
2/28 vs. NJ	0-0 3/0 14:32	0-1 2/2 19:57	0-0 1/0 9:36	INJ	MIN	0-0 0/0 1:54
3/2 vs. WSH	0-0 3/1 13:46	0-0 3/2 19:19	0-0 0/1 9:55	INJ	MIN	0-0 0/1 7:40
3/5 @ FLA	0-0 2/2 18:16	0-0 0/1 16:39	0-0 0/1 14:29	0-0 0/1 14:50	MIN	DND
3/7 @ TB	0-0 0/0 15:03	1-0 (W) 2/0 16:01	0-0 0/0 9:18	0-0 0/0 10:49	MIN	DND
3/8 @ FLA	0-0 2/1 15:33	0-1 1/1 19:42	0-0 3/0 11:29	0-0 0/0 11:18	MIN	DND
3/10 @ NJ	0-0 1/0 11:09	0-0 0/0 22:55	0-0 0/1 7:49	0-1 1/1 15:14	MIN	DND
3/12 vs. TOR	0-0 3/0 14:31	0-1 2/1 16:37	0-0 0/0 13:17	MIN	0-0 0/0 4:58	
3/14 vs. NYR	0-0 1/0 15:17	0-0 4/0 18:52	INJ	1-0 (W) 3/0 18:16	MIN	0-0 1/0 3:47
3/16 @ TOR	1-0 1/0 15:25	0-1 2/0 19:55	INJ	1-0 3/0 17:38	MIN	0-0 0/0 3:38
3/17 @ OTT	0-0 0/1 15:18	0-0 2/1 20:43	INJ	0-0 1/1 16:44	MIN	0-0 0/0 3:30
3/19 vs. BOS	0-0 0/0 10:36	0-1 0/0 19:19	INJ	0-0 0/0 16:41	MIN	0-0 2/0 4:48
3/21 vs. WSH	0-0 0/1 8:44	0-0 1/0 19:47	INJ	0-0 2/1 11:41	MIN	0-0 2/0 7:16
3/22 vs. WSH	INJ	0-0 1/0 19:15	INJ	0-0 1/1 12:40	MIN	0-0 0/2 8:03
3/24 vs. TB	INJ	1-2 3/1 22:45	INJ	0-0 2/0 11:07	MIN	0-0 0/0 4:01
3/26 @ CAR	INJ	0-0 3/0 18:48	INJ	0-0 3/1 16:25	MIN	0-0 0/0 6:50
3/28 @ PIT	INJ	0-0 1/0 19:54	INJ	0-0 1/1 11:21	MIN	0-0 0/1 8:11
3/30 vs. CAR	INJ	0-0 2/2 22:07	INJ	0-1 2/1 14:11	MIN	0-0 1/0 4:53
4/1 @ NYR	INJ	0-0 2/2 24:03	INJ	0-0 1/1 18:22	MIN	0-0 0/0 2:21
4/2 @ NYI	INJ	0-0 1/2 19:41	INJ	0-0 2/0 13:09	MIN	0-1 0/0 6:30
4/4 @ MTL	INJ	0-0 1/2 22:18	INJ	0-0 1/0 9:02	0-0 3/1 9:00	0-0 1/0 5:10
4/6 vs. PHI	0-0 0/0 9:21	1-1 1/2 22:25	INJ	DND	0-0 0/0 3:52	0-0 0/0 3:57
4/9 vs. BUF	0-0 0/1 13:00	0-2 4/1 16:13	INJ	DND	1-0 (W) 2/1 12:02	0-0 0/0 8:34
4/11 vs. FLA	0-0 0/2 11:37	0-2 0/0 18:23	INJ	DND	1-0 2/2 10:25	1-0 1/0 8:39
4/16 vs. TB	0-0 0/1 7:45	0-1 2/1 19:45	INJ	DND	0-0 0/0 9:05	0-0 0/0 7:13
4/18 vs. CAR	0-0 1/1 9:31	0-2 5/2 22:41	INJ	DND	0-0 0/0 5:58	0-0 0/0 3:58
4/20 vs. NYI	0-1 1/2 13:15	1-0 2/1 25:37	INJ	DND	0-0 0/0 6:15	0-0 0/0 3:41
4/22 @ BUF	0-1 0/1 16:29	0-0 2/0 20:01	INJ	1-0 (W) 2/2 9:54	1-0 3/0 8:39	0-0 1/0 6:45
4/23 @ WSH	0-0 0/1 14:44	0-0 2/1 20:40	INJ	0-0 1/1 5:36	0-0 1/1 5:21	0-0 0/1 4:03
4/25 vs. MTL	1-0 4/0 11:56	0-1 1/0 19:45	INJ	0-0 0/1 9:45	0-0 0/0 10:25	0-1 0/0 9:18

Goals-Assists-Shots-Plus/Minus Time-On-Ice, DND-Did Not Dress, INJ-Injured, SUS-Suspended, MIN-Minor Leagues

Date/Opp.	#23 PONIKAROVSKY	#23 KULDA	#24 CLITSOME	#25 REDMOND	#26 WHEELER	#27 TANGRADI
1/19 vs. OTT	0-0 0/0 10:13		0-0 0/1 14:24	DND	0-0 1/2 17:34	
1/21 @ BOS	0-0 0/0 14:38		0-0 0/1 13:31	DND	0-0 0/1 17:26	
1/22 @ WSH	0-0 1/0 10:54		0-0 3/1 13:48	DND	1-1 (W) 1/1 18:45	
1/25 vs. PIT	0-0 2/0 13:38		0-0 2/1 12:59	DND	1-1 3/0 17:24	
1/27 vs. NYI	1/0 2/2 10:27		0-0 1/1 13:09	DND	0-1 3/2 19:36	
1/29 @ MTL	0-0 0/2 14:37		0-0 0/2 8:46	DND	1-0 1/0 18:06	
1/31 @ FLA	0-0 0/0 12:16		1-0 1/1 14:57	0-0 3/1 20:56	0-2 2/0 16:20	
2/1 @ TB	0-0 2/2 13:06		0-0 2/1 12:49	0-0 1/0 20:11	0-0 3/3 16:00	
2/5 vs. FLA	0-0 0/0 13:32		0-0 0/0 14:38	0-2 0/0 20:53	1-0 3/1 16:40	
2/7 vs. TOR	0-0 0/0 8:48		0-1 2/1 12:27	1-0 2/0 24:04	0-0 4/1 17:10	
2/9 @ OTT	1-0 (W) 3/1 9:40		0-0 2/1 14:25	0-0 3/0 18:42	0-0 4/0 17:33	
2/12 vs. PHI	0-0 0/1 10:38		DND	0-0 3/1 16:17	0-2 4/2 17:34	From PIT
2/15 vs. PIT	To N.J.		DND	0-0 1/1 18:18	0-0 3/1 16:56	0-0 1/0 12:42
2/17 vs. BOS			DND	0-1 0/1 17:17	0-0 4/1 18:55	0-0 2/0 15:27
2/19 @ BUF			0-0 0/1 20:06	DND	0-0 0/1 17:40	0-0 3/1 13:36
2/21 @ CAR			0-0 1/1 18:46	INJ	2-0 (W) 5/2 17:36	0-0 0/0 11:25
2/23 @ PHI			0-1 2/2 19:18	INJ	0-1 1/0 17:11	0-0 1/1 11:05
2/24 @ NJD			1-0 1/1 20:40	INJ	0-2 3/0 19:54	0-0 2/0 6:21
2/26 @ NYR			0-1 0/3 20:44	INJ	0-0 1/1 16:59	0-0 2/0 7:13
2/28 vs. NJ			0-1 0/1 20:18	INJ	1-0 1/1 20:28	0-0 0/0 4:25
3/2 vs. WSH			0-0 0/2 20:52	INJ	0-0 2/1 15:00	0-0 1/0 9:40
3/5 @ FLA			0-0 0/1 21:12	INJ	0-0 4/2 16:50	0-0 2/0 8:20
3/7 @ TB			0-0 2/1 19:17	INJ	0-1 2/0 16:21	1-0 3/1 4:48
3/8 @ FLA			0-1 1/1 24:52	INJ	1-0 3/1 17:42	0-0 0/0 6:40
3/10 @ NJ			0-0 0/1 25:16	INJ	0-0 2/0 22:08	0-0 0/1 4:21
3/12 vs. TOR			0-0 2/0 20:49	INJ	2-0 3/1 17:27	0-1 0/0 7:43
3/14 vs. NYR			0-1 0/0 23:09	INJ	0-1 1/1 18:02	0-0 0/0 5:18
3/16 @ TOR			0-0 2/1 25:05	INJ	2-0 2/0 20:18	0-0 1/0 5:20
3/17 @ OTT			0-0 1/1 22:29	INJ	0-0 1/1 19:26	0-0 0/0 4:57
3/19 vs. BOS		DND	0-1 1/1 20:25	INJ	2-0 3/0 19:40	0-0 1/0 5:51
3/21 vs. WSH		DND	0-0 1/1 18:31	INJ	0-0 1/1 21:18	0-0 1/0 8:39
3/22 vs. WSH		DND	0-1 1/0 18:27	INJ	0-0 1/1 17:07	0-0 1/1 12:47
3/24 vs. TB		DND	0-0 0/1 25:22	INJ	0-2 2/1 20:03	0-0 1/0 12:14
3/26 @ CAR		DND	0-0 2/1 16:55	INJ	0-0 3/0 19:03	0-0 1/0 12:24
3/28 @ PIT		DND	0-0 2/0 17:19	INJ	0-0 1/0 20:06	0-0 1/0 15:37
3/30 vs. CAR		DND	0-0 0/0 15:26	INJ	0-0 3/2 21:53	0-0 1/0 5:49
4/1 @ NYR		DND	0-0 0/1 0:48	INJ	0-0 5/2 21:11	0-0 1/0 14:39
4/2 @ NYI		DND	INJ	INJ	0-0 4/2 19:24	0-2 1/2 15:30
4/4 @ MTL		DND	0-1 2/0 22:00	INJ	0-0 5/0 18:26	0-0 4/0 13:39
4/6 vs. PHI		DND	1-0 1/1 18:57	INJ	0-2 4/2 22:28	0-0 0/1 10:54
4/9 vs. BUF		DND	0-0 2/3 21:59	INJ	1-0 2/1 17:20	0-0 2/1 9:51
4/11 vs. FLA		DND	1-1 5/3 22:06	INJ	0-1 2/1 20:36	0-0 3/0 12:13
4/16 vs. TB		DND	0-0 3/1 24:08	INJ	1-2 3/1 19:13	0-0 4/0 14:45
4/18 vs. NYI		DND	0-0 0/1 25:58	MIN	1-2 1/3 22:24	0-0 0/41 13:41
4/20 vs. CAR		DND	0-2 4/2 25:22	MIN	0-1 4/1 22:58	0-0 1/1 12:39
4/22 @ BUF		DND	0-0 6/0 20:33	MIN	0-0 5/0 19:51	0-0 2/0 17:39
4/23 @ WSH		DND	0-0 1/1 22:25	DND	1-0 2/0 21:39	0-0 0/1 12:13
4/25 vs. MTL		DND	0-0 0/1 23:19	DND	1-0 5/0 18:44	0-0 1/0 10:22

Goals-Assists Shots-Plus/Minus Time-On-Ice, DND-Did Not Dress, INJ-Injured, MIN-Minor Leagues

Date/Opp.	#28 CORMIER	#33 BYFUGLIEN	#39 ENSTROM	#44 BOGOSIAN	#55 SCHEIFELE	#71 MELCHIORI	#80 ANTROPOV
1/19 vs. OTT	MIN	1-0 6/1 24:44	0-1 2/1 25:13	INJ	0-0 2/1 11:49	MIN	0-0 1/0 13:45
1/21 @ BOS	MIN	0-0 0/1 30:27	0-0 0/1 29:54	INJ	0-0 1/1 8:40	MIN	0-0 1/0 20:47
1/22 @ WSH	MIN	0-2 3/1 26:18	0-3 2/2 24:41	INJ	0-0 2/0 8:50	MIN	0-1 1/0 18:47
1/25 vs. PIT	MIN	1-1 5/1 26:03	0-1 1/1 25:45	INJ	DND	MIN	0-0 0/1 19:56
1/27 vs. NYI	MIN	1-0 4/1 25:55	0-1 0/0 26:16	INJ	DND	MIN	0-1 0/0 17:33
1/29 @ MTL	MIN	0-1 3/1 28:26	0-1 0/0 26:52	INJ	DND	MIN	1-0 1/0 17:19
1/31 @ FLA	MIN	INJ	1-0 1/1 25:53	INJ	DND	MIN	0-0 3/1 18:50
2/1 @ TB	MIN	INJ	1-2 1/3 24:37	INJ	0-0 1/0 16:47	MIN	0-0 1/0 14:35
2/5 vs. FLA	MIN	INJ	0-1 0/1 26:28	INJ	DND	MIN	0-0 2/0 17:36
2/7 vs. TOR	MIN	INJ	0-1 0/0 23:09	INJ	MIN	MIN	0-0 0/1 11:48
2/9 @ OTT	MIN	INJ	0-0 1/0 25:34	INJ	MIN	MIN	0-0 0/0 13:58
2/12 vs. PHI	MIN	0-0 1/1 24:24	0-0 1/1 25:52	INJ	MIN	MIN	0-0 0/0 19:21
2/15 vs. PIT	MIN	0-0 3/0 25:55	0-0 0/0 1:07	0-0 1/0 25:38	MIN	MIN	0-0 1/0 15:09
2/17 vs. BOS	MIN	0-0 1/1 24:19	INJ	0-1 2/1 23:37	MIN	MIN	0-1 3/0 17:37
2/19 @ BUF	MIN	0-0 1/0 20:25	INJ	0-0 1/0 23:30	MIN	MIN	0-0 0/0 15:14
2/21 @ CAR	MIN	0-0 0/1 23:31	INJ	0-0 3/1 23:59	MIN	MIN	0-1 1/1 13:54
2/23 @ PHI	MIN	0-2 5/41 25:39	INJ	0-0 7/0 25:25	MIN	DND	0-1 2/2 15:26
2/24 @ NJD	MIN	0-0 1/1 19:18	INJ	1-0 3/1 22:19	MIN	DND	0-0 2/1 18:37
2/26 @ NYR	MIN	0-0 2/4 24:43	INJ	0-0 5/2 24:58	MIN	DND	0-1 0/1 18:31
2/28 vs. NJ	MIN	0-1 2/0 19:59	INJ	0-1 1/2 26:10	MIN	MIN	0-0 0/0 16:46
3/2 vs. WSH	MIN	0-0 6/1 25:30	INJ	0-0 4/1 20:26	MIN	MIN	0-0 3/1 17:06
3/5 @ FLA	MIN	0-0 4/0 22:01	INJ	0-0 2/2 20:21	MIN	MIN	0-0 0/0 11:18
3/7 @ TB	MIN	0-0 3/1 23:57	INJ	0-0 2/1 26:34	MIN	MIN	0-0 2/0 14:47
3/8 @ FLA	MIN	1-0 (W) 7/1 27:26	INJ	0-0 4/0 23:43	MIN	MIN	0-1 1/1 15:29
3/10 @ NJ	MIN	0-0 3/1 27:46	INJ	0-0 3/1 23:10	MIN	MIN	0-1 0/0 15:03
3/12 vs. TOR	MIN	0-3 5/1 25:38	INJ	0-0 2/0 21:43	MIN	MIN	1-2 3/2 16:21
3/14 vs. NYR	0-0 0/0 3:26	0-2 4/0 21:55	INJ	0-0 4/1 22:30	MIN	MIN	1-0 2/0 17:52
3/16 @ TOR	0-0 0/0 4:28	0-1 4/1 31:18	INJ	0-1 3/0 19:28	MIN	MIN	0-1 0/0 17:20
3/17 @ OTT	0-0 2/0 3:32	0-0 2/1 24:46	INJ	1-0 4/0 21:47	MIN	MIN	0-0 4/1 16:25
3/19 vs. BOS	DND	0-1 1/1 24:29	INJ	0-1 3/0 23:58	MIN	MIN	0-0 3/1 14:43
3/21 vs. WSH	DND	0-0 5/2 25:44	INJ	0-0 2/1 23:38	MIN	MIN	0-0 1/1 15:07
3/22 vs. WSH	0-0 1/1 8:32	1-0 5/1 23:31	INJ	0-0 1/2 21:43	MIN	MIN	0-0 4/2 13:12
3/24 vs. TB	0-0 0/0 3:54	1-0 5/2 24:49	1-0 (W) 1/2 23:40	0-0 1/1 22:25	MIN	MIN	0-0 2/0 14:37
3/26 @ CAR	0-0 0/0 6:07	0-1 3/0 22:01	1-0 (W) 2/1 20:32	0-0 2/3 23:07	MIN	MIN	1-0 1/1 12:50
3/28 @ PIT	0-0 0/0 3:17	0-0 4/2 23:24	0-0 0/1 21:16	0-0 1/3 20:23	MIN	MIN	0-0 2/1 16:34
3/30 vs. CAR	0-0 0/0 1:06	0-0 3/1 23:40	0-0 0/1 26:53	0-0 9/1 23:29	MIN	MIN	0-0 1/1 10:39
4/1 @ NYR	0-0 0/0 1:39	0-0 6/2 29:17	0-0 5/2 25:35	1-0 3/1 25:02	MIN	MIN	1-0 2/1 15:38
4/2 @ NYI	0-0 1/2 2:51	0-0 2/2 19:51	0-0 0/2 19:51	0-0 0/1 27:02	MIN	MIN	0-0 0/1 12:22
4/4 @ MTL	MIN	0-0 2/1 15:55	0-0 2/1 22:07	0-0 1/0 23:01	MIN	MIN	INJ
4/6 vs. PHI	MIN	0-0 0/1 17:48	0-0 1/1 18:51	0-0 0/1 25:32	MIN	MIN	INJ
4/9 vs. BUF	MIN	0-1 1/1 22:04	0-0 1/0 5:26	0-0 1/0 24:04	MIN	MIN	INJ
4/11 vs. FLA	MIN	1-1 5/4 24:08	INJ	0-2 1/0 19:34	MIN	MIN	INJ
4/16 vs. TB	MIN	0-0 1/1 26:43	INJ	0-2 4/0 24:12	MIN	MIN	INJ
4/18 vs. CAR	MIN	1-0 (W) 6/1 24:04	INJ	1-1 2/1 22:05	MIN	MIN	INJ
4/20 vs. NYI	MIN	0-0 3/2 24:24	INJ	1-0 3/1 18:32	MIN	MIN	INJ
4/22 @ BUF	MIN	0-1 6/1 24:03	INJ	INJ	MIN	MIN	DND
4/23 @ WSH	MIN	0-1 5/1 26:50	INJ	INJ	MIN	MIN	1-1 3/0 18:41
4/25 vs. MTL	MIN	0-1 3/1 24:07	INJ	INJ	MIN	MIN	0-0 3/1 16:43

Goals-Assists Shots-Plus/Minus Time-On-Ice, DND-Did Not Dress, INJ-Injured, SUS-Suspended, MIN-Minor Leagues

Date/Opp.	#31 PAVELEC	#32 PASQUALE	#35 MONTVOYA
1/19 vs. OTT	4/37L 60	MIN	DNP
1/21 @ BOS	1/270 65	MIN	DNP
1/22 @ WSH	2/34W 60	MIN	DNP
1/25 vs. PIT	2/35W 60	MIN	DNP
1/27 vs. NYI	DNP	MIN	4/25W 62
1/29 @ MTL	4/26L 59	MIN	DNP
1/31 @ FLA	5/33L 59	MIN	DNP
2/1 @ TB	5/4L 25	MIN	3/11 35
2/5 vs. FLA	2/19W 65	MIN	DNP
2/7 vs. TOR	3/18L 59	MIN	DNP
2/9 @ OTT	DNP	MIN	0/33W 60
2/12 vs. PHI	1/11L 19	MIN	2/12 40
2/15 vs. PIT	2/27L 59	DNP	INJ
2/17 vs. BOS	3/26L 59	DNP	INJ
2/19 @ BUF	1/30W 60	DNP	INJ
2/21 @ CAR	3/30W 59	DNP	INJ
2/23 @ PHI	4/38L 58	DNP	INJ
2/24 @ NJD	2/26W 60	DNP	INJ
2/26 @ NYR	3/33W 60	DNP	INJ
2/28 vs. NJ	1/23W 60	MIN	DNP
3/2 vs. WSH	3/21L 60	MIN	DNP
3/5 @ FLA	4/26L 60	MIN	DNP
3/7 @ TB	DNP	MIN	1/29W 60
3/8 @ FLA	2/40W 64	MIN	DNP
3/10 @ NJ	2/270 65	MIN	DNP
3/12 vs. TOR	2/26W 60	MIN	DNP
3/14 vs. NYR	1/29W 60	DNP	INJ
3/16 @ TOR	4/32W 65	DNP	INJ
3/17 @ OTT	4/42L 60	DNP	INJ
3/19 vs. BOS	1/28W 60	DNP	INJ
3/21 vs. WSH	4/25L 60	MIN	DNP
3/22 vs. WSH	3/9L 26	MIN	3/15 34
3/24 vs. TB	2/25W 60	MIN	DNP
3/26 @ CAR	1/39W 60	MIN	DNP
3/28 @ PIT	DNP	MIN	4/43L 60
3/30 vs. CAR	3/28L 58	MIN	DNP
4/1 @ NYR	4/35L 59	MIN	DNP
4/2 @ NYI	4/38L 59	MIN	DNP
4/4 @ MTL	4/24L 60	MIN	DNP
4/6 vs. PHI	1/31W 60	MIN	DNP
4/9 vs. BUF	1/30W 60	MIN	DNP
4/11 vs. FLA	2/27W 60	MIN	DNP
4/16 vs. TB	3/27W 65	MIN	DNP
4/18 vs. CAR	3/27W 61	MIN	DNP
4/20 vs. NYI	4/330 65	MIN	DNP
4/22 @ BUF	1/25W 60	MIN	DNP
4/23 @ WSH	4/40L 60	MIN	DNP
4/25 vs. MTL	4/30L 60	MIN	DNP

Goalies: Goals Allowed-Shots Decision Minutes



GAME-BY-GAME ATTENDANCE

NO.	DAY	DATE	OPPONENT	ATTENDANCE	TOTAL	SELLOUT
1	Sat.	Jan. 19	Ottawa	15,004	15,004	*
2	Fri.	Jan. 25	Pittsburgh	15,004	30,008	*
3	Sun.	Jan. 27	NY Islanders	15,004	45,012	*
4	Tues.	Feb. 5	Florida	15,004	60,016	*
5	Thurs.	Feb. 7	Toronto	15,004	75,020	*
6	Tues.	Feb. 12	Philadelphia	15,004	90,024	*
7	Fri.	Feb. 15	Pittsburgh	15,004	105,028	*
8	Sun.	Feb. 17	Boston	15,004	120,032	*
9	Thurs.	Feb. 28	New Jersey	15,004	135,036	*
10	Sat.	Mar. 2	Washington	15,004	150,040	*
11	Tues.	Mar. 12	Toronto	15,004	165,044	*
12	Thurs.	Mar. 14	NY Rangers	15,004	180,048	*
13	Tues.	Mar. 19	Boston	15,004	195,052	*
14	Thurs.	Mar. 21	Washington	15,004	210,056	*
15	Fri.	Mar. 22	Washington	15,004	225,060	*
16	Sun.	Mar. 24	Tampa Bay	15,004	240,064	*
17	Sat.	Mar. 30	Carolina	15,004	255,068	*
18	Sat.	Apr. 6	Philadelphia	15,004	270,072	*
19	Tues.	Apr. 9	Buffalo	15,004	285,076	*
20	Thurs.	Apr. 11	Florida	15,004	300,080	*
21	Tues.	Apr. 16	Tampa Bay	15,004	315,084	*
22	Thurs.	Apr. 18	Carolina	15,004	330,088	*
23	Sat.	Apr. 20	NY Islanders	15,004	345,092	*
24	Thurs.	Apr. 25	Montreal	15,004	360,096	*

Avg. 15,004



Game/Date/Opp.	JETS GOALS					OPPONENTS GOALS					JETS SHOTS					OPPONENTS SHOTS				
	1	2	3	OT	T	1	2	3	OT	T	1	2	3	OT	T	1	2	3	OT	T
1 1/19 vs. OTT	1	0	0	-	1	1	1	2	-	4	11	9	8	-	28	15	9	13	-	37
2 1/21 @ BOS	1	0	0	-	1	1	0	0	0	1	11	4	12	0	27	12	6	8	1	27
3 1/22 @ WSH	2	2	0	-	4	1	0	1	-	2	13	20	6	-	39	8	9	17	-	34
4 1/25 vs. PIT	0	3	1	-	4	2	0	0	-	2	12	13	7	-	32	14	12	9	-	35
5 1/27 vs. NYI	1	1	2	1	5	1	0	3	0	4	12	11	9	3	35	6	9	9	1	25
6 1/29 @ MTL	1	2	0	-	3	2	1	1	-	4	6	4	11	-	21	7	10	9	-	26
7 1/31 @ FLA	0	1	2	-	3	0	1	5	-	6	8	8	9	-	25	16	10	8	-	34
8 2/1 @ TB	0	0	3	-	3	3	3	2	-	8	7	10	12	-	29	10	7	8	-	25
9 2/5 vs. FLA	0	2	0	1	3	1	1	0	0	2	3	14	2	2	21	7	5	6	1	19
10 2/7 vs. TOR	0	1	1	-	2	0	1	2	-	3	7	9	9	-	25	5	7	6	-	18
11 2/9 @ OTT	0	0	1	-	1	0	0	0	-	0	12	16	9	-	37	12	11	10	-	33
12 2/12 vs. PHI	1	0	1	-	2	2	0	1	-	3	9	11	6	-	26	6	6	11	-	23
13 2/15 vs. PIT	0	0	1	-	1	1	0	2	-	3	6	14	6	-	26	12	9	7	-	28
14 2/17 vs. BOS	0	2	0	-	2	0	2	1	-	3	5	9	10	-	24	9	13	4	-	26
15 2/19 @ BUF	1	1	0	-	2	0	1	0	-	1	9	14	5	-	28	9	10	11	-	30
16 2/21 @ CAR	1	0	3	-	4	1	0	2	-	3	8	6	9	-	23	10	8	12	-	30
17 2/23 @ PHI	1	2	0	-	3	1	1	3	-	5	12	14	11	-	37	17	14	8	-	39
18 2/24 @ NJ	1	2	1	-	4	2	0	0	-	2	9	11	7	-	27	8	13	5	-	26
19 2/26 @ NYR	0	3	1	-	4	0	1	2	-	3	9	17	6	-	32	7	12	14	-	33
20 2/28 vs. NJ	1	0	0	-	0	0	1	2	-	3	8	5	8	-	21	5	8	10	-	23
21 3/2 vs. WSH	0	0	0	-	0	0	1	0	-	1	15	4	16	-	35	5	13	3	-	21
22 3/5 @ FLA	0	1	0	-	1	1	2	1	-	4	8	5	18	-	31	9	9	8	-	26
23 3/7 @ TB	1	0	1	-	2	0	0	1	-	1	13	7	8	-	28	12	6	11	-	29
24 3/8 @ FLA	2	0	0	1	3	1	0	1	0	2	7	12	4	5	28	11	14	12	3	40
25 3/10 @ NJ	1	1	0	0	2	2	0	0	0	2	5	8	7	5	25	11	7	7	2	27
26 3/12 vs. TOR	1	2	2	-	5	0	1	1	-	2	11	12	11	-	34	9	9	8	-	26
27 3/14 vs. NYR	1	1	1	-	3	0	1	0	-	1	13	9	11	-	33	11	11	7	-	29
28 3/16 @ TOR	0	4	0	0	4	1	2	1	0	4	11	15	5	2	33	14	8	7	3	32
29 3/17 @ OTT	0	0	1	-	1	2	0	2	-	4	6	10	10	-	26	19	12	11	-	42
30 3/19 vs. BOS	0	0	3	1	3	0	1	0	-	1	9	7	9	-	25	10	9	9	-	28
31 3/21 vs. WSH	0	0	0	-	0	2	0	2	-	4	8	4	8	-	20	10	3	12	-	25
32 3/22 vs. WSH	0	0	1	-	1	2	2	2	-	6	10	12	9	-	31	7	9	8	-	24
33 3/24 vs. TB	1	2	0	-	3	0	1	1	-	2	8	9	7	-	24	12	7	6	-	25
34 3/26 @ CAR	1	2	1	-	4	1	0	0	-	1	14	15	6	-	35	13	16	10	-	39
35 3/28 @ PIT	0	0	0	-	0	2	2	0	-	4	8	6	6	-	20	12	15	16	-	43
36 3/30 vs. CAR	0	1	0	-	1	2	0	1	-	3	11	12	12	-	35	7	12	9	-	28
37 4/1 @ NYR	2	0	0	-	2	1	1	2	-	4	11	7	10	-	28	7	14	14	-	35
38 4/2 @ NYI	1	1	0	-	2	1	2	2	-	5	9	8	8	-	25	12	18	9	-	39
39 4/4 @ MTL	1	0	0	-	1	1	2	1	-	4	9	8	17	-	34	11	9	4	-	24
40 4/6 vs. PHI	0	4	0	-	4	1	0	0	-	1	4	12	9	-	25	13	5	13	-	31
41 4/9 vs. BUF	0	3	1	-	4	0	0	1	-	1	11	12	7	-	30	8	8	14	-	30
42 4/11 vs. FLA	3	3	1	-	7	2	0	0	-	2	17	6	12	-	35	9	11	7	-	27
43 4/16 vs. TB	1	2	0	0	3	1	0	2	0	3	13	11	8	4	36	11	4	10	2	27
44 4/18 vs. CAR	1	1	1	1	4	0	1	2	0	3	10	12	7	2	31	3	12	12	0	27
45 4/20 vs. NYI	1	2	1	0	4	2	1	1	0	4	4	9	12	3	28	11	12	6	4	33
46 4/22 @ BUF	0	1	0	-	1	0	1	1	-	2	4	10	11	-	25	15	14	10	-	39
47 4/23 @ WSH	0	2	1	-	3	2	2	1	-	5	7	9	11	-	27	13	18	10	-	41
48 4/25 vs. MTL	1	1	0	-	2	0	1	3	-	4	5	9	11	-	25	8	11	11	-	30

Game/Date/Opp.	POWER PLAY		PENALTY KILLING	
	GF	ATT	GA	ATT
1 1/19 vs. OTT	1	6	1	2
2 1/21 @ BOS	0	4	2	2
3 1/22 @ WSH	2	5	3	4
4 1/25 vs. PIT	1	2	1	1
5 1/27 vs. NYI	1	4	1	2
6 1/29 @ MTL	1	6	3	5
7 1/31 @ FLA	0	3	3	6
8 2/1 @ TB	2	4	2	5
9 2/5 vs. FLA	1	4	2	2
10 2/7 vs. TOR	0	4	3	4
11 2/9 @ OTT	0	1	3	3
12 2/12 vs. PHI	1	4	3	3
13 2/15 vs. PIT	0	2	2	3
14 2/17 vs. BOS	0	2	0	1
15 2/19 @ BUF	0	1	3	3
16 2/21 @ CAR	0	4	3	3
17 2/23 @ PHI	0	4	3	6
18 2/24 @ NJ	1	2	2	2
19 2/26 @ NYR	0	3	2	2
20 2/28 vs. NJ	0	3	3	3
21 3/2 vs. WSH	0	3	3	3
22 3/5 @ FLA	0	0	2	2
23 3/7 @ TB	0	2	5	5
24 3/8 @ FLA	0	1	4	4
25 3/10 @ NJ	0	1	1	1
26 3/12 vs. TOR	1	4	3	3
27 3/14 vs. NYR	1	2	1	1
28 3/16 @ TOR	0	2	2	2
29 3/17 @ OTT	0	3	2	4
30 3/19 vs. BOS	1	2	4	4
31 3/21 vs. WSH	0	3	2	3
32 3/22 vs. WSH	0	5	3	4
33 3/24 vs. TB	1	3	4	5
34 3/26 @ CAR	1	2	3	3
35 3/28 @ PIT	0	4	0	0
36 3/30 vs. CAR	0	3	6	6
37 4/1 @ NYR	0	5	1	1
38 4/2 @ NYI	0	1	0	1
39 4/4 @ MTL	0	3	0	2
40 4/6 vs. PHI	0	1	3	3
41 4/9 vs. BUF	0	1	3	3
42 4/11 vs. FLA	1	5	2	2
43 4/16 vs. TB	1	3	1	1
44 4/18 vs. CAR	1	6	1	1
45 4/20 vs. NYI	1	3	5	5
46 4/22 @ BUF	0	3	0	1
47 4/23 @ WSH	1	3	1	1
48 4/25 vs. MTL	0	2	3	4





**TEAM
OPPONENTS**



**FUELLED
BY
PASSION**



BOSTON BRUINS

2012-13 RECORD: 1-1-1



2012-13 RESULTS

AT WINNIPEG (1-1-0)

DATE/OPP.	RESULT	GWG
Feb. 17 vs. BOS	L 2-3	Marchand
Mar. 19 vs. BOS	W 3-1	Kane

AT BOSTON (0-0-1)

DATE/OPP.	RESULT	GWG
Jan. 21 at BOS	SOL 1-2	Bergeron

INDIVIDUAL STATISTICS

JETS

PLAYER	GP	G	A	PTS	+/-	PIM	PP	SH
Evander Kane	3	2	0	2	2	2	0	0
Blake Wheeler	3	2	0	2	-2	0	1	0
Alex Burmistrov	3	1	1	2	1	2	0	0
Zach Bogosian	2	0	2	2	1	0	0	0
Chris Thorburn	3	1	0	1	1	0	0	0
Zach Redmond	1	0	1	1	1	0	0	0
Paul Postma	2	0	1	1	1	0	0	0
Grant Clitsome	2	0	1	1	2	4	0	0
Jim Slater	2	0	1	1	1	0	0	0
Kyle Wellwood	3	0	1	1	1	0	0	0
Dustin Byfuglien	3	0	1	1	-1	0	0	0
Andrew Ladd	3	0	1	1	-2	0	0	0
Bryan Little	3	0	1	1	-2	0	0	0
Nik Antropov	3	0	1	1	2	0	0	0
James Wright	2	0	0	0	0	2	0	0
Derek Meech	1	0	0	0	0	0	0	0
Olli Jokinen	3	0	0	0	0	0	0	0
Toby Enstrom	1	0	0	0	-1	0	0	0
Mark Stuart	3	0	0	0	0	2	0	0
Eric Tangradi	2	0	0	0	0	0	0	0
Ron Hainsey	3	0	0	0	-1	2	0	0
Alexei Ponikarovsky	1	0	0	0	-1	0	0	0
Mark Scheifele	1	0	0	0	1	0	0	0
Antti Miettinen	1	0	0	0	0	0	0	0

GOALIE	GP	MINS	W-L-T	GA	SA	SV	GAA	SV%
Ondrej Pavelec	3	184	1-1-1	5	81	76	1.63	.938

BRUINS

PLAYER	GP	G	A	PTS	+/-	PIM	PP	SH
Brad Marchand	3	3	0	3	1	0	1	0
Tyler Seguin	3	1	1	2	2	0	0	0
Patrice Bergeron	3	0	2	2	1	0	0	0
Daniel Paille	3	1	0	1	0	0	0	0
Chris Bourque	2	0	1	1	1	0	0	0
Chris Kelly	2	0	1	1	1	0	0	0
Johnny Boychuk	3	0	1	1	0	2	0	0
Zdeno Chara	3	0	1	1	1	2	0	0
Dennis Seidenberg	2	0	0	0	0	0	0	0
Andrew Ference	3	0	0	0	0	2	0	0
David Krejci	2	0	0	0	-2	2	0	0
Aaron Johnson	1	0	0	0	0	0	0	0
Nathan Horton	3	0	0	0	-4	0	0	0
Dougie Hamilton	3	0	0	0	-1	2	0	0
Jordan Caron	1	0	0	0	0	2	0	0
Jay Pandolfo	2	0	0	0	0	0	0	0
Shawn Thornton	3	0	0	0	-1	2	0	0
Adam McQuaid	3	0	0	0	-1	0	0	0
Gregory Campbell	3	0	0	0	-2	0	0	0
Rich Peverley	3	0	0	0	-1	2	0	0
Milan Lucic	2	0	0	0	-1	0	0	0
Ryan Spooner	1	0	0	0	0	0	0	0

GOALIE	GP	MINS	W-L-T	GA	SA	SV	GAA	SV%
Tuukka Rask	3	184	2-1-0	5	75	70	1.63	.933

TEAM STATISTICS

JETS

POWER PLAY:	1-8	(12.5%)
PENALTY KILLING:	6-7	(85.7%)

GOALS BY PERIOD

1st	2nd	3rd	OT	TOTAL
1	2	3	0	6

SHOTS BY PERIOD

1st	2nd	3rd	OT	TOTAL
25	20	31	0	76

BRUINS

POWER PLAY:	1-7	(14.3%)
PENALTY KILLING:	7-8	(87.5%)

GOALS BY PERIOD

1st	2nd	3rd	OT	TOTAL
1	3	1	0	5

SHOTS BY PERIOD

1st	2nd	3rd	OT	TOTAL
31	28	21	1	80



BUFFALO SABRES

2012-13 RECORD: 3-0-0



2012-13 RESULTS

AT WINNIPEG (1-0-0)

DATE/OPP.	RESULT	GWG
Apr. 9 vs. BUF	W 4-1	Gagnon

AT BUFFALO (2-0-0)

DATE/OPP.	RESULT	GWG
Feb. 19 at BUF	W 2-1	Ladd
Apr. 22 at BUF	W 2-1	Miettinen

INDIVIDUAL STATISTICS

JETS

PLAYER	GP	G	A	PTS	+/-	PIM	PP	SH
Andrew Ladd	3	2	1	3	1	7	0	0
Bryan Little	3	1	2	3	3	0	0	0
Aaron Gagnon	2	2	0	2	2	0	0	0
Evander Kane	3	0	2	2	3	8	0	0
Dustin Byfuglien	3	0	2	2	2	2	0	0
James Wright	3	0	2	2	3	0	0	0
Antti Miettinen	1	1	0	1	2	0	0	0
Blake Wheeler	3	1	0	1	2	2	0	0
Kyle Wellwood	3	1	0	1	1	0	0	0
Derek Meech	1	0	1	1	1	0	0	0
Ron Hainsey	3	0	1	1	1	0	0	0
Mark Stuart	3	0	1	1	3	2	0	0
Grant Clitsome	3	0	0	0	4	0	0	0
Olli Jokinen	2	0	0	0	0	0	0	0
Nik Antropov	1	0	0	0	0	0	0	0
Chris Thorburn	3	0	0	0	1	0	0	0
Toby Enstrom	1	0	0	0	0	0	0	0
Eric Tangradi	3	0	0	0	0	0	0	0
Zach Bogosian	2	0	0	0	0	0	0	0
Paul Postma	2	0	0	0	1	0	0	0
Mike Santorelli	2	0	0	0	0	0	0	0
Alex Burmistrov	3	0	0	0	0	0	0	0
Jim Slater	1	0	0	0	0	0	0	0

GOALIE	GP	MINS	W-L-T	GA	SA	SV	GAA	SV%
Ondrej Pavelec	3	180	3-0-0	3	85	82	1.00	.965

SABRES

PLAYER	GP	G	A	PTS	+/-	PIM	PP	SH
Jason Pominville	1	1	0	1	-1	0	0	0
Kevin Porter	1	1	0	1	-1	0	0	0
Thomas Vanek	3	1	0	1	-5	0	1	0
Brian Flynn	2	0	1	1	-1	0	0	0
Drew Stafford	3	0	1	1	-4	0	0	0
Tyler Ennis	3	0	1	1	-5	0	0	0
Marcus Foligno	3	0	1	1	2	0	0	0
Cody Hodgson	3	0	1	1	-2	0	0	0
Mark Pysyk	2	0	0	0	-2	0	0	0
Alexander Sulzer	1	0	0	0	-1	0	0	0
Cody McCormick	1	0	0	0	0	0	0	0
Patrick Kaleta	2	0	0	0	0	2	0	0
Jochen Hecht	3	0	0	0	0	0	0	0
Mikhail Grigorenko	1	0	0	0	0	0	0	0
T.J. Brennan	1	0	0	0	1	0	0	0
Robyn Regehr	1	0	0	0	0	0	0	0
Chad Ruhwedel	1	0	0	0	-1	0	0	0
Nathan Gerbe	3	0	0	0	-1	0	0	0
Tyler Myers	2	0	0	0	-3	2	0	0
Andrei Sekera	2	0	0	0	1	0	0	0
Steve Ott	3	0	0	0	-1	9	0	0
Christian Ehrhoff	3	0	0	0	-5	0	0	0
John Scott	3	0	0	0	0	4	0	0
Mike Weber	3	0	0	0	0	0	0	0
Adam Pardy	2	0	0	0	-2	0	0	0

GOALIE	GP	MINS	W-L-T	GA	SA	SV	GAA	SV%
Ryan Miller	2	117	0-2-0	5	57	52	2.56	.912
Jonas Enroth	1	59	0-1-0	2	39	37	2.03	.949

TEAM STATISTICS

JETS

POWER PLAY:	0-5	(0.0%)
PENALTY KILLING:	6-7	(85.7%)

GOALS BY PERIOD

1st	2nd	3rd	OT	TOTAL
1	5	2	0	8

SHOTS BY PERIOD

1st	2nd	3rd	OT	TOTAL
35	40	22	0	97

SABRES

POWER PLAY:	1-7	(14.3%)
PENALTY KILLING:	5-5	(100.0%)

GOALS BY PERIOD

1st	2nd	3rd	OT	TOTAL
0	2	1	0	3

SHOTS BY PERIOD

1st	2nd	3rd	OT	TOTAL
21	28	36	0	85



CAROLINA HURRICANES

2012-13 RECORD: 3-1-0



2012-13 RESULTS

AT WINNIPEG (1-1-0)

DATE/OPP.	RESULT	GWG
Mar. 30 vs. CAR	L 1-3	Jokinen
Apr. 18 vs. CAR	OTW 4-3	Byfuglien

AT CAROLINA (2-0-0)

DATE/OPP.	RESULT	GWG
Feb. 21 at CAR	W 4-3	Wheeler
Mar. 26 at CAR	W 4-1	Enstrom

INDIVIDUAL STATISTICS

JETS

PLAYER	GP	G	A	PTS	+/-	PIM	PP	SH
Evander Kane	4	2	4	6	0	4	0	0
Andrew Ladd	4	1	5	6	2	0	0	0
Blake Wheeler	4	3	2	5	3	4	0	0
Bryan Little	4	0	3	3	2	0	0	0
Olli Jokinen	4	2	0	2	-3	4	0	0
Nik Antropov	3	1	1	2	1	0	0	0
Zach Bogosian	4	1	1	2	2	0	0	0
Dustin Byfuglien	4	1	1	2	-1	4	0	0
Paul Postma	2	1	0	1	1	0	1	0
Toby Enstrom	2	1	0	1	-2	0	1	0
Antti Miettinen	2	0	1	1	2	0	0	0
Ron Hainsey	4	0	1	1	0	0	0	0
Alex Burmistrov	4	0	1	1	2	2	0	0
Mike Santorelli	1	0	0	0	-3	2	0	0
Derek Meech	2	0	0	0	0	0	0	0
Kyle Wellwood	4	0	0	0	-2	0	0	0
Chris Thorburn	4	0	0	0	0	5	0	0
Aaron Gagnon	1	0	0	0	0	0	0	0
Eric Tangradi	4	0	0	0	-1	0	0	0
Patrice Cormier	2	0	0	0	0	5	0	0
Mark Stuart	2	0	0	0	1	0	0	0
Grant Clitsome	4	0	0	0	1	6	0	0
Jim Slater	1	0	0	0	-1	0	0	0
James Wright	2	0	0	0	-2	0	0	0

HURRICANES

PLAYER	GP	G	A	PTS	+/-	PIM	PP	SH
Jiri Tlustý	4	3	1	4	2	0	0	0
Tuomo Ruutu	3	2	2	4	2	0	0	0
Alexander Semin	4	2	2	4	1	0	0	0
Jordan Staal	4	1	2	3	-1	8	0	0
Eric Staal	4	1	2	3	1	14	0	0
Jussi Jokinen	2	1	0	1	0	0	0	0
Marc-Andre Bergeron	1	0	1	1	2	0	0	0
Justin Faulk	2	0	1	1	1	2	0	0
Joni Pitkanen	2	0	1	1	-2	8	0	0
Tim Brent	2	0	1	1	1	0	0	0
Tim Gleason	3	0	1	1	1	5	0	0
Patrick Dwyer	4	0	1	1	-3	0	0	0
Jay Harrison	4	0	1	1	0	2	0	0
Riley Nash	4	0	1	1	1	0	0	0
Michal Jordan	1	0	0	0	0	2	0	0
Bobby Sanguinetti	2	0	0	0	0	0	0	0
Ryan Murphy	1	0	0	0	-1	0	0	0
Kevin Westgarth	4	0	0	0	-1	0	0	0
Tim Wallace	2	0	0	0	-1	0	0	0
Nicolas Blanchard	1	0	0	0	0	0	0	0
Chad LaRose	3	0	0	0	1	2	0	0
Jamie McBain	3	0	0	0	-4	0	0	0
Drayson Bowman	2	0	0	0	-3	0	0	0
Andreas Nodl	1	0	0	0	-1	0	0	0
Jeff Skinner	2	0	0	0	0	0	0	0
Joe Corvo	4	0	0	0	1	2	0	0
Adam Hall	1	0	0	0	0	0	0	0
Brett Bellemore	2	0	0	0	0	0	0	0

GOALIE	GP	MINS	W-L-T	GA	SA	SV	GAA	SV%
Ondrej Pavelec	4	239	3-1-0	10	124	114	2.51	.919

GOALIE	GP	MINS	W-L-T	GA	SA	SV	GAA	SV%
Justin Peters	3	181	1-1-1	9	101	92	2.98	.911
Cam Ward	1	60	0-1-0	4	23	19	4.00	.826

TEAM STATISTICS

JETS

POWER PLAY:	2-15	(13.3%)
PENALTY KILLING:	13-13	(100.0%)

GOALS BY PERIOD

1st	2nd	3rd	OT	TOTAL
3	4	5	1	13

SHOTS BY PERIOD

1st	2nd	3rd	OT	TOTAL
43	45	34	2	124

HURRICANES

POWER PLAY:	0-13	(0.0%)
PENALTY KILLING:	13-15	(86.7%)

GOALS BY PERIOD

1st	2nd	3rd	OT	TOTAL
2	1	5	0	8

SHOTS BY PERIOD

1st	2nd	3rd	OT	TOTAL
33	48	43	0	124



FLORIDA PANTHERS

2012-13 RECORD: 3-2-0



2012-13 RESULTS

AT WINNIPEG (2-0-0)

DATE/OPP.	RESULT	GWG
Feb. 5 vs. FLA	W 4-3	Little
Apr. 11 vs. FLA	W 7-2	Ladd

AT FLORIDA (1-2-0)

DATE/OPP.	RESULT	GWG
Jan. 31 at FLA	L 3-6	Kovalev
Mar. 5 at FLA	L 1-4	Matthias
Mar. 8 at FLA	OTW 3-2	Byfuglien

INDIVIDUAL STATISTICS

JETS

PLAYER	GP	G	A	PTS	+/-	PIM	PP	SH
Andrew Ladd	5	2	4	6	3	4	0	0
Blake Wheeler	5	2	3	5	-1	2	0	0
Grant Clitsome	5	2	2	4	6	0	1	0
Bryan Little	5	1	3	4	0	0	1	0
Evander Kane	5	2	1	3	0	2	0	0
Dustin Byfuglien	3	2	1	3	5	0	0	0
Ron Hainsey	5	0	3	3	-1	0	0	0
Toby Enstrom	2	1	1	2	-2	2	0	0
Olli Jokinen	5	1	1	2	-2	2	0	0
Kyle Wellwood	5	1	1	2	3	2	0	0
Zach Redmond	2	0	2	2	1	4	0	0
Zach Bogosian	3	0	2	2	-2	2	0	0
Aaron Gagnon	1	1	0	1	2	0	0	0
Chris Thorburn	3	1	0	1	0	0	0	0
Mark Stuart	5	1	0	1	1	2	0	0
Nik Antropov	4	0	1	1	2	0	0	0
Paul Postma	5	0	1	1	-2	2	0	0
Alex Burmistrov	5	0	1	1	1	0	0	0
Alexei Ponikarovsky	2	0	0	0	2	4	0	0
Mike Santorelli	1	0	0	0	0	0	0	0
Antti Miettinen	2	0	0	0	-1	0	0	0
Eric Tangradi	3	0	0	0	0	5	0	0
Jim Slater	4	0	0	0	1	6	0	0
James Wright	5	0	0	0	-1	19	0	0

PANTHERS

PLAYER	GP	G	A	PTS	+/-	PIM	PP	SH
Tomas Fleischmann	5	2	6	8	-1	0	0	0
Jonathan Huberdeau	5	4	0	4	-2	0	0	0
Tomas Kopecky	5	2	2	4	2	0	0	0
Brian Campbell	5	1	2	3	-1	0	1	0
Kris Versteeg	3	1	2	3	-2	2	0	0
Marcel Goc	5	0	3	3	-2	0	0	0
Shawn Matthias	5	2	0	2	1	4	0	0
T.J. Brennan	1	1	1	2	0	0	0	0
Peter Mueller	4	1	1	2	0	4	1	0
Drew Shore	5	0	2	2	-2	2	0	0
Mike Santorelli	2	1	0	1	1	0	0	0
Alex Kovalev	2	1	0	1	1	0	1	0
Colby Robak	2	0	1	1	2	0	0	0
Mike Weaver	2	0	1	1	0	0	0	0
Dmitry Kulikov	3	0	1	1	4	0	0	0
Erik Gudbranson	3	0	1	1	0	10	0	0
Jack Skille	4	0	1	1	-1	0	0	0
Filip Kuba	5	0	1	1	-2	2	0	0
George Parros	4	0	0	0	-2	6	0	0
Scottie Upshall	2	0	0	0	0	9	0	0
Stephen Weiss	1	0	0	0	0	2	0	0
Tyson Strachan	5	0	0	0	-6	0	0	0
Jon Rheault	2	0	0	0	1	0	0	0
Quinton Howden	1	0	0	0	-1	0	0	0
Nick Bjergstad	1	0	0	0	-1	0	0	0
Keaton Ellerby	2	0	0	0	-3	0	0	0
Greg Rallo	1	0	0	0	-1	0	0	0
Jerred Smithson	3	0	0	0	2	2	0	0

GOALIE	GP	MINS	W-L-T	GA	SA	SV	GAA	SV%
Ondrej Pavelec	5	308	3-2-0	15	145	130	2.92	.897

GOALIE	GP	MINS	W-L-T	GA	SA	SV	GAA	SV%
Jose Theodore	1	60	1-0-0	3	25	22	3.00	.880
Jacob Markstrom	3	156	1-1-1	10	82	72	3.85	.878
Scott Clemmensen	2	93	0-0-1	4	33	29	2.58	.879

TEAM STATISTICS

JETS

POWER PLAY:	2-13	(15.4%)
PENALTY KILLING:	13-16	(81.3%)

GOALS BY PERIOD

1st	2nd	3rd	OT	TOTAL
5	7	3	2	17

SHOTS BY PERIOD

1st	2nd	3rd	OT	TOTAL
43	45	45	7	140

PANTHERS

POWER PLAY:	3-16	(18.8%)
PENALTY KILLING:	11-13	(84.6%)

GOALS BY PERIOD

1st	2nd	3rd	OT	TOTAL
5	4	7	0	16

SHOTS BY PERIOD

1st	2nd	3rd	OT	TOTAL
52	49	41	4	146



MONTREAL CANADIENS
2012-13 RECORD: 0-3-0



2012-13 RESULTS

AT WINNIPEG (0-1-0)

DATE/OPP.	RESULT	GWG
Apr. 25 vs. MTL	L 2-4	Desharnais

AT MONTREAL (0-2-0)

DATE/OPP.	RESULT	GWG
Jan. 29 at MTL	L 3-4	Plekanec
Apr. 4 at MTL	L 1-4	Ryder

INDIVIDUAL STATISTICS

JETS

PLAYER	GP	G	A	PTS	+/-	PIM	PP	SH
Blake Wheeler	3	2	0	2	0	0	1	0
Olli Jokinen	2	1	1	2	1	0	0	0
Bryan Little	3	0	2	2	-1	0	0	0
Dustin Byfuglien	3	0	2	2	1	2	0	0
Nik Antropov	2	1	0	1	-1	2	0	0
James Wright	2	1	0	1	0	0	0	0
Alex Burmistrov	3	1	0	1	-1	2	0	0
Toby Enstrom	2	0	1	1	-1	4	0	0
Grant Clitsome	3	0	1	1	-1	0	0	0
Andrew Ladd	3	0	1	1	0	4	0	0
Evander Kane	3	0	1	1	0	17	0	0
Ron Hainsey	3	0	1	1	-1	2	0	0
Chris Thorburn	3	0	1	1	0	5	0	0
Zach Bogosian	1	0	0	0	0	0	0	0
Derek Meech	1	0	0	0	-1	0	0	0
Alexei Ponikarovsky	1	0	0	0	-2	0	0	0
Antti Miettinen	2	0	0	0	-1	0	0	0
Paul Postma	3	0	0	0	-1	2	0	0
Kyle Wellwood	1	0	0	0	-1	0	0	0
Mike Santorelli	2	0	0	0	-1	0	0	0
Mark Stuart	3	0	0	0	0	14	0	0
Eric Tangradi	2	0	0	0	0	0	0	0
Aaron Gagnon	2	0	0	0	-1	2	0	0
Jim Slater	1	0	0	0	0	0	0	0

CANADIENS

PLAYER	GP	G	A	PTS	+/-	PIM	PP	SH
Alex Galchenyuk	3	1	3	4	3	2	0	0
P.K. Subban	2	0	4	4	2	0	0	0
Lars Eller	3	0	4	4	0	4	0	0
Michael Ryder	2	2	1	3	1	0	1	0
Brendan Gallagher	3	2	1	3	3	0	0	0
Andrei Markov	3	0	3	3	0	2	0	0
Rene Bourque	2	2	0	2	1	0	1	0
Brian Gionta	3	1	1	2	0	0	1	0
Raphael Diaz	2	0	2	2	0	0	0	0
Francis Bouillon	3	0	2	2	1	0	0	0
Erik Cole	1	1	0	1	1	0	0	0
Max Pacioretty	2	1	0	1	2	2	0	0
Tomas Plekanec	2	1	0	1	-3	0	1	0
David Desharnais	3	1	0	1	1	4	1	0
Jarrod Tinordi	1	0	1	1	1	0	0	0
Travis Moen	2	0	1	1	-1	5	0	0
Alexei Emelin	2	0	0	0	-1	5	0	0
Davis Drewiske	1	0	0	0	-1	0	0	0
Colby Armstrong	2	0	0	0	-1	2	0	0
Tomas Kaberle	1	0	0	0	2	0	0	0
Brandon Prust	3	0	0	0	0	10	0	0
Josh Gorges	3	0	0	0	0	0	0	0
Michael Blunden	1	0	0	0	0	0	0	0
Ryan White	2	0	0	0	0	0	0	0
Jeff Halpern	2	0	0	0	0	2	0	0

GOALIE	GP	MINS	W-L-T	GA	SA	SV	GAA	SV%
Ondrej Pavelec	3	179	0-3-0	12	80	68	4.02	.850

GOALIE	GP	MINS	W-L-T	GA	SA	SV	GAA	SV%
Carey Price	2	120	2-0-0	5	46	41	2.50	.891
Peter Budaj	1	60	1-0-0	1	34	33	1.00	.971

TEAM STATISTICS

JETS

POWER PLAY:	1-11	(9.1%)
PENALTY KILLING:	6-11	(54.5%)

GOALS BY PERIOD

1st	2nd	3rd	OT	TOTAL
3	3	0	0	6

SHOTS BY PERIOD

1st	2nd	3rd	OT	TOTAL
20	21	39	0	80

CANADIENS

POWER PLAY:	5-11	(45.5%)
PENALTY KILLING:	10-11	(90.9%)

GOALS BY PERIOD

1st	2nd	3rd	OT	TOTAL
3	4	5	0	12

SHOTS BY PERIOD

1st	2nd	3rd	OT	TOTAL
26	30	24	0	80



NEW JERSEY DEVILS
2012-13 RECORD: 2-0-1



2012-13 RESULTS

AT WINNIPEG (1-0-0)

DATE/OPP.	RESULT	GWG
Feb. 28 vs. NJ	W 3-1	Ladd

AT NEW JERSEY (1-0-1)

DATE/OPP.	RESULT	GWG
Feb. 24 at NJ	W 4-2	Kane
Mar. 10 at NJ	SOL 2-3	Elias

INDIVIDUAL STATISTICS

JETS

PLAYER	GP	G	A	PTS	+/-	PIM	PP	SH
Andrew Ladd	3	3	1	4	3	0	0	0
Blake Wheeler	3	1	2	3	1	0	0	0
Bryan Little	3	0	3	3	3	0	0	0
Evander Kane	3	2	0	2	2	2	0	0
Grant Clitsome	3	1	1	2	-1	2	1	0
Zach Bogosian	3	1	1	2	4	0	0	0
Mark Stuart	3	1	1	2	2	0	0	0
Paul Postma	2	0	1	1	1	0	0	0
Antti Miettinen	2	0	1	1	1	0	0	0
Alexander Burmistrov	3	0	1	1	1	2	0	0
Dustin Byfuglien	3	0	1	1	-2	2	0	0
Nik Antropov	3	0	1	1	1	4	0	0
Ron Hainsey	3	0	1	1	2	0	0	0
Kyle Wellwood	1	0	0	0	-1	0	0	0
Olli Jokinen	3	0	0	0	0	0	0	0
Derek Meech	1	0	0	0	0	0	0	0
Chris Thorburn	1	0	0	0	0	0	0	0
Eric Tangradi	3	0	0	0	-1	2	0	0
Anthony Peluso	2	0	0	0	5	0	0	0
James Wright	3	0	0	0	-1	0	0	0
Jim Slater	3	0	0	0	-1	0	0	0

DEVILS

PLAYER	GP	G	A	PTS	+/-	PIM	PP	SH
Andrei Loktionov	3	1	1	2	2	0	0	0
Travis Zajac	3	1	1	2	-1	0	0	0
Alexei Ponikarovsky	3	0	2	2	1	0	0	0
Ryan Carter	1	1	0	1	0	0	0	0
Stephen Gionta	3	1	0	1	-1	2	0	0
Steve Bernier	3	1	0	1	0	2	0	0
Henrik Tallinder	1	0	1	1	0	0	0	0
Anton Volchenkov	2	0	1	1	2	4	0	0
Patrick Elias	3	0	1	1	-1	0	0	0
David Clarkson	3	0	1	1	-1	0	0	0
Adam Larsson	3	0	1	1	-3	0	0	0
Ilya Kovalchuk	3	0	1	1	-2	2	0	0
Marek Zidlicky	3	0	0	0	-2	2	0	0
Bryce Salvador	3	0	0	0	-2	2	0	0
Tim Sestito	1	0	0	0	0	0	0	0
Mark Fayne	2	0	0	0	2	0	0	0
Andy Greene	3	0	0	0	-3	0	0	0
Peter Harrold	1	0	0	0	1	0	0	0
Adam Henrique	3	0	0	0	-2	0	0	0
Krys Barch	2	0	0	0	0	5	0	0
Bobby Butler	2	0	0	0	-2	0	0	0
Tom Kostopoulos	1	0	0	0	-1	0	0	0
Stefan Matteau	1	0	0	0	0	0	0	0
Jacob Josefson	1	0	0	0	-2	0	0	0

GOALIE	GP	MINS	W-L-T	GA	SA	SV	GAA	SV%
Ondrej Pavelec	3	185	2-0-1	5	76	71	1.62	.934

GOALIE	GP	MINS	W-L-T	GA	SA	SV	GAA	SV%
Johan Hedberg	3	181	1-2-0	8	72	64	2.65	.889

TEAM STATISTICS

JETS

POWER PLAY:	1-6	(16.7%)
PENALTY KILLING:	6-6	(100.0%)

GOALS BY PERIOD

1st	2nd	3rd	OT	TOTAL
3	3	3	0	9

SHOTS BY PERIOD

1st	2nd	3rd	OT	TOTAL
22	24	22	5	73

DEVILS

POWER PLAY:	0-6	(0.0%)
PENALTY KILLING:	5-6	(83.3%)

GOALS BY PERIOD

1st	2nd	3rd	OT	TOTAL
4	1	0	0	5

SHOTS BY PERIOD

1st	2nd	3rd	OT	TOTAL
24	28	22	2	76



NEW YORK ISLANDERS

2012-13 RECORD: 1-1-1



2012-13 RESULTS

AT WINNIPEG (1-0-1)

DATE/OPP.	RESULT	GWG
Jan. 27 vs. NYI	OTW 5-4	Kane
Apr. 20 vs. NYI	SOL 4-5	Tavares

AT NY ISLANDERS (0-1-0)

DATE/OPP.	RESULT	GWG
Apr. 2 at NYI	L 2-5	Nielsen

INDIVIDUAL STATISTICS

JETS

PLAYER	GP	G	A	PTS	+/-	PIM	PP	SH
Kyle Wellwood	3	2	2	4	3	0	0	0
Evander Kane	3	1	2	3	-2	8	0	0
Andrew Ladd	3	0	3	3	-1	0	0	0
Paul Postma	3	2	0	2	-2	0	0	0
Bryan Little	3	2	0	2	0	0	1	0
Eric Tangradi	2	0	2	2	1	0	0	0
Grant Clitsome	2	0	2	2	1	2	0	0
Blake Wheeler	3	0	2	2	-3	2	0	0
Alexei Ponikarovsky	1	1	0	1	1	4	0	0
Zach Bogosian	2	1	0	1	0	2	0	0
Dustin Byfuglien	3	1	0	1	-3	8	1	0
Alexander Burmistrov	3	1	0	1	-3	0	0	0
Nik Antropov	2	0	1	1	1	0	0	0
James Wright	2	0	1	1	2	0	0	0
Toby Enstrom	2	0	1	1	-2	0	0	0
Chris Thorburn	3	0	1	1	0	2	0	0
Olli Jokinen	3	0	1	1	-3	0	0	0
Ron Hainsey	3	0	1	1	1	0	0	0
Mark Stuart	3	0	0	0	0	2	0	0
Jim Slater	1	0	0	0	0	0	0	0
Patrice Cormier	1	0	0	0	-2	2	0	0
Aaron Gagnon	1	0	0	0	0	0	0	0
Mike Santorelli	1	0	0	0	-1	0	0	0
Antti Miettinen	1	0	0	0	0	0	0	0

GOALIE	GP	MINS	W-L-T	GA	SA	SV	GAA	SV%
Al Montoya	1	62	1-0-0	4	25	21	3.87	.840
Ondrej Pavelec	2	124	0-1-1	8	71	63	3.87	.887

ISLANDERS

PLAYER	GP	G	A	PTS	+/-	PIM	PP	SH
John Tavares	3	2	3	5	-1	0	0	0
Frans Nielsen	3	2	2	4	0	0	1	0
Matt Moulson	3	2	2	4	0	0	0	0
Josh Bailey	2	1	2	3	1	2	0	0
Mark Streit	3	1	2	3	-1	0	1	0
Kyle Okposo	3	0	3	3	1	4	0	0
Colin McDonald	3	1	1	2	2	2	0	0
Matt Martin	3	1	1	2	0	4	0	0
Michael Grabner	3	1	1	2	2	2	0	0
Lubomir Visnovsky	2	0	2	2	2	2	0	0
Brad Boyes	3	0	2	2	0	0	0	0
David Wollstrom	1	1	0	1	1	2	0	0
Anders Lee	1	1	0	1	-1	0	0	0
Jesse Joensuu	1	0	1	1	1	0	0	0
Casey Cizikas	2	0	1	1	0	0	0	0
Travis Hamonic	3	0	1	1	1	4	0	0
Marty Reasoner	1	0	0	0	-1	0	0	0
Brian Strait	2	0	0	0	-1	0	0	0
Andrew MacDonald	3	0	0	0	4	0	0	0
Thomas Hickey	3	0	0	0	-1	0	0	0
Keith Aucoin	3	0	0	0	3	0	0	0
Matt Carner	2	0	0	0	0	6	0	0
Eric Boulton	1	0	0	0	-1	0	0	0

GOALIE	GP	MINS	W-L-T	GA	SA	SV	GAA	SV%
Evgeni Nabokov	2	126	1-0-1	9	63	54	4.29	.857
Kevin Poulin	1	60	1-0-0	2	25	23	2.00	.920

TEAM STATISTICS

JETS

POWER PLAY:	2-8	(25.0%)
PENALTY KILLING:	6-8	(75.0%)

GOALS BY PERIOD

1st	2nd	3rd	OT	TOTAL
3	4	3	1	11

SHOTS BY PERIOD

1st	2nd	3rd	OT	TOTAL
25	28	29	6	88

ISLANDERS

POWER PLAY:	2-8	(25.0%)
PENALTY KILLING:	6-8	(75.0%)

GOALS BY PERIOD

1st	2nd	3rd	OT	TOTAL
4	3	6	0	13

SHOTS BY PERIOD

1st	2nd	3rd	OT	TOTAL
29	39	24	5	97



NEW YORK RANGERS

2012-13 RECORD: 2-1-0



2012-13 RESULTS

AT WINNIPEG (1-0-0)

DATE/OPP.	RESULT	GWG
Mar. 14 vs. NYR	W 3-1	Miettinen

AT NY RANGERS (1-1-0)

DATE/OPP.	RESULT	GWG
Feb. 26 at NYR	W 4-3	Kane
Apr. 1 at NYR	L 2-4	Stepan

INDIVIDUAL STATISTICS

JETS

PLAYER	GP	G	A	PTS	+/-	PIM	PP	SH
Olli Jokinen	3	2	2	4	1	0	0	0
Evander Kane	3	2	1	3	1	2	0	0
Nik Antropov	3	2	1	3	2	2	1	0
Ron Hainsey	3	0	3	3	0	0	0	0
Anthony Peluso	1	0	2	2	1	0	0	0
Kyle Wellwood	2	0	2	2	1	0	0	0
Grant Clitsome	3	0	2	2	4	0	0	0
Dustin Byfuglien	3	0	2	2	2	2	0	0
Antti Miettinen	2	1	0	1	-1	0	0	0
Zach Bogosian	3	1	0	1	-2	0	0	0
Andrew Ladd	3	1	0	1	-1	0	0	0
Alex Burmistrov	2	0	1	1	1	0	0	0
Blake Wheeler	3	0	1	1	-2	0	0	0
Paul Postma	1	0	0	0	-1	0	0	0
Jim Slater	1	0	0	0	-1	2	0	0
James Wright	2	0	0	0	1	0	0	0
Derek Meech	2	0	0	0	1	0	0	0
Bryan Little	3	0	0	0	-3	0	0	0
Patrice Cormier	2	0	0	0	0	0	0	0
Eric Tangradi	3	0	0	0	1	0	0	0
Chris Thorburn	3	0	0	0	0	0	0	0
Toby Enstrom	1	0	0	0	-2	0	0	0
Mark Stuart	2	0	0	0	-2	5	0	0

GOALIE	GP	MINS	W-L-T	GA	SA	SV	GAA	SV%
Ondrej Pavelec	3	179	2-1-0	8	97	89	2.68	.918

RANGERS

PLAYER	GP	G	A	PTS	+/-	PIM	PP	SH
Ryan Callahan	3	3	3	6	5	0	0	1
Derek Stepan	3	2	1	3	5	4	0	0
Anton Stralman	3	1	2	3	1	0	0	0
Rick Nash	2	1	1	2	2	0	0	0
Ryan McDonagh	2	0	2	2	3	0	0	0
Brad Richards	3	0	2	2	0	0	0	0
Taylor Pyatt	3	1	0	1	2	0	0	0
Mats Zuccarello	1	0	1	1	1	6	0	0
Marc Staal	1	0	1	1	0	0	0	0
Marian Gaborik	3	0	1	1	-1	0	0	0
Dan Girardi	3	0	1	1	0	2	0	0
Steve Eminger	3	0	1	1	-1	0	0	0
Brian Boyle	3	0	0	0	-3	2	0	0
Chris Kreider	2	0	0	0	-1	2	0	0
Brandon Mashinter	1	0	0	0	-2	0	0	0
Michael Del Zotto	2	0	0	0	-1	2	0	0
J.T. Miller	3	0	0	0	-4	2	0	0
Darroll Powe	3	0	0	0	-1	0	0	0
Carl Hagelin	3	0	0	0	-2	0	0	0
Michael Haley	1	0	0	0	0	5	0	0
Roman Hamrik	2	0	0	0	-1	0	0	0
Jeff Halpern	2	0	0	0	-2	0	0	0
Stu Bickel	1	0	0	0	-1	0	0	0
Matt Gilroy	1	0	0	0	-1	0	0	0

GOALIE	GP	MINS	W-L-T	GA	SA	SV	GAA	SV%
Henrik Lundqvist	3	178	1-2-0	8	92	84	2.70	.913

TEAM STATISTICS

JETS

POWER PLAY:	1-10	(10.0%)
PENALTY KILLING:	4-4	(100.0%)

GOALS BY PERIOD

1st	2nd	3rd	OT	TOTAL
3	4	2	0	9

SHOTS BY PERIOD

1st	2nd	3rd	OT	TOTAL
33	33	27	0	93

RANGERS

POWER PLAY:	0-4	(0.0%)
PENALTY KILLING:	9-10	(90.0%)

GOALS BY PERIOD

1st	2nd	3rd	OT	TOTAL
1	3	4	0	8

SHOTS BY PERIOD

1st	2nd	3rd	OT	TOTAL
25	37	35	0	97

OTTAWA SENATORS
2012-13 RECORD: 1-2-0PHILADELPHIA FLYERS
2012-13 RECORD: 1-2-0

2012-13 RESULTS

AT WINNIPEG (0-1-0)

DATE/OPP.	RESULT	GWG
Jan. 19 vs. OTT	L 1-4	Neil

AT OTTAWA (1-1-0)

DATE/OPP.	RESULT	GWG
Feb. 9 at OTT	W 1-0	Ponikarovskiy
Mar. 17 at OTT	L 1-4	Silfverberg

INDIVIDUAL STATISTICS

JETS

PLAYER	GP	G	A	PTS	+/	PTM	PP	SH
Andrew Ladd	3	0	2	2	-1	2	0	0
Zach Bogosian	1	1	0	1	0	0	0	0
Alexei Ponikarovskiy	2	1	0	1	0	0	0	0
Dustin Byfuglien	2	1	0	1	-2	2	1	0
Toby Enstrom	2	0	1	1	-1	2	0	0
Ron Hainsey	3	0	1	1	-1	2	0	0
Kyle Wellwood	3	0	1	1	0	0	0	0
Zach Redmond	1	0	0	0	0	2	0	0
Grant Clitsome	3	0	0	0	-1	0	0	0
Jim Slater	2	0	0	0	0	4	0	0
Patrice Cormier	1	0	0	0	0	0	0	0
Blake Wheeler	3	0	0	0	-1	2	0	0
Mark Scheifele	1	0	0	0	-1	0	0	0
Bryan Little	3	0	0	0	-1	0	0	0
Evander Kane	3	0	0	0	-2	0	0	0
Olli Jokinen	3	0	0	0	-2	0	0	0
Nik Antropov	3	0	0	0	-1	2	0	0
Paul Postma	2	0	0	0	0	0	0	0
Chris Thorburn	3	0	0	0	0	2	0	0
Eric Tangradi	1	0	0	0	1	0	0	0
Alex Burmistrov	2	0	0	0	1	0	0	0
Antti Miettinen	1	0	0	0	-1	0	0	0
Derek Meech	1	0	0	0	0	0	0	0
Mark Stuart	3	0	0	0	-1	0	0	0
James Wright	2	0	0	0	-1	0	0	0

GOALIE	GP	MINS	W-L-T	GA	SA	SV	GAA	SV%
Al Montoya	1	60	1-0-0	0	33	33	0.00	1.000
Ondrej Pavelec	2	120	0-2-0	8	79	71	4.00	.899

TEAM STATISTICS

JETS

POWER PLAY:	1-10	(10.0%)
PENALTY KILLING:	6-9	(66.7%)

GOALS BY PERIOD

1st	2nd	3rd	OT	TOTAL
1	0	2	0	3

SHOTS BY PERIOD

1st	2nd	3rd	OT	TOTAL
29	35	27	0	91

SENATORS

PLAYER	GP	G	A	PTS	+/	PTM	PP	SH
Erik Karlsson	2	1	2	3	1	0	1	0
Sergei Gonchar	3	0	3	3	-1	0	0	0
Kyle Turris	3	2	0	2	-1	2	1	0
Jakob Silfverberg	3	2	0	2	1	0	1	0
Chris Neil	3	1	1	2	1	2	0	0
Daniel Alfredsson	3	0	2	2	2	2	0	0
Milan Michalek	2	1	0	1	1	2	0	0
Guillaume Latendresse	2	1	0	1	2	4	0	0
Jason Spezza	1	0	1	1	1	0	0	0
Andre Benoit	2	0	1	1	1	0	0	0
Mika Zibanejad	2	0	1	1	1	2	0	0
Marc Methot	3	0	1	1	3	0	0	0
Zack Smith	3	0	1	1	2	2	0	0
Colin Greening	3	0	1	1	0	0	0	0
Patrick Wiercioch	3	0	1	1	1	2	0	0
Chris Phillips	3	0	0	0	0	0	0	0
Stephane Da Costa	1	0	0	0	0	0	0	0
Peter Regin	3	0	0	0	0	2	0	0
Kaspars Daugavins	1	0	0	0	-1	0	0	0
Matt Kassian	1	0	0	0	0	0	0	0
Eric Bryba	1	0	0	0	1	2	0	0
Jim O'Brien	2	0	0	0	0	0	0	0
Erik Condra	3	0	0	0	0	0	0	0
Mike Lundin	1	0	0	0	0	0	0	0

GOALIE	GP	MINS	W-L-T	GA	SA	SV	GAA	SV%
Craig Anderson	1	60	1-0-0	1	28	27	1.00	.964
Robin Lehner	1	60	1-0-0	1	26	25	1.00	.962
Ben Bishop	1	59	0-1-0	1	37	36	1.02	.973

SENATORS

POWER PLAY:	3-9	(33.3%)
PENALTY KILLING:	9-10	(90.0%)

GOALS BY PERIOD

1st	2nd	3rd	OT	TOTAL
3	1	4	0	8

SHOTS BY PERIOD

1st	2nd	3rd	OT	TOTAL
46	32	34	0	112

2012-13 RESULTS

AT WINNIPEG (1-1-0)

DATE/OPP.	RESULT	GWG
Feb. 12 vs. PHI	L 2-3	McGinn
Apr. 6 vs. PHI	W 4-1	Wellwood

INDIVIDUAL STATISTICS

JETS

PLAYER	GP	G	A	PTS	+/	PTM	PP	SH
Blake Wheeler	3	0	5	5	4	10	0	0
Evander Kane	3	2	2	4	4	11	0	0
Andrew Ladd	3	2	1	3	3	0	0	0
Grant Clitsome	2	1	1	2	3	0	0	0
Bryan Little	3	1	1	2	3	2	0	0
Olli Jokinen	3	1	1	2	0	0	0	0
Alex Burmistrov	3	1	1	2	1	4	0	0
Dustin Byfuglien	3	0	2	2	3	4	0	0
Kyle Wellwood	3	1	0	1	-3	0	0	0
Mike Santorelli	1	0	1	1	-1	0	0	0
Nik Antropov	2	0	1	1	2	0	0	0
Ron Hainsey	3	0	0	0	2	0	0	0
Toby Enstrom	2	0	0	0	2	0	0	0
James Wright	3	0	0	0	0	0	0	0
Jim Slater	2	0	0	0	0	2	0	0
Mark Stuart	3	0	0	0	0	7	0	0
Aaron Gagnon	1	0	0	0	0	0	0	0
Zach Redmond	1	0	0	0	-1	2	0	0
Anthony Peluso	1	0	0	0	0	4	0	0
Paul Postma	2	0	0	0	-2	0	0	0
Chris Thorburn	2	0	0	0	0	10	0	0
Zach Bogosian	2	0	0	0	1	2	0	0
Eric Tangradi	2	0	0	0	-1	0	0	0
Alexei Ponikarovskiy	1	0	0	0	2	0	0	0

GOALIE	GP	MINS	W-L-T	GA	SA	SV	GAA	SV%
Ondrej Pavelec	3	137	1-2-0	6	80	74	2.63	.925
Al Montoya	1	40	0-0-0	2	12	10	3.00	.833

TEAM STATISTICS

JETS

POWER PLAY:	0-10	(0.0%)
PENALTY KILLING:	9-13	(69.2%)

GOALS BY PERIOD

1st	2nd	3rd	OT	TOTAL
2	6	1	0	9

SHOTS BY PERIOD

1st	2nd	3rd	OT	TOTAL
25	37	26	0	88

FLYERS

PLAYER	GP	G	A	PTS	+/	PTM	PP	SH
Jakub Voracek	3	0	5	5	1	0	0	0
Brayden Schenn	3	3	1	4	0	2	1	0
Wayne Simmonds	3	1	2	3	-2	7	1	0
Claude Giroux	3	1	2	3	-3	0	1	0
Kimmo Timonen	3	1	2	3	-1	2	1	0
Zac Rinaldo	2	1	0	1	1	0	0	0
Tye McGinn	2	1	0	1	1	5	0	0
Ruslan Fedotenko	3	1	0	1	-1	2	0	0
Kent Huskins	1	0	1	1	0	0	0	0
Simon Gagne	1	0	1	1	-1	0	0	0
Braydon Coburn	2	0	1	1	-3	2	0	0
Danny Briere	2	0	1	1	0	0	0	0
Nicklas Grossman	2	0	0	0	-2	0	0	0
Adam Hall	1	0	0	0	-1	0	0	0
Erik Gustafsson	2	0	0	0	1	0	0	0
Bruno Gervais	3	0	0	0	-2	0	0	0
Jay Rosehill	1	0	0	0	-1	5	0	0
Kurtis Foster	1	0	0	0	0	2	0	0
Matt Read	2	0	0	0	0	0	0	0
Maxime Talbot	2	0	0	0	-1	2	0	0
Luke Schenn	3	0	0	0	1	5	0	0
Harry Zolnierczyk	1	0	0	0	0	0	0	0
Mike Knuble	3	0	0	0	-1	0	0	0
Sean Couturier	2	0	0	0	0	0	0	0
Scott Hartnell	2	0	0	0	-2	6	0	0
Oliver Lauridsen	1	0	0	0	-3	0	0	0

GOALIE	GP	MINS	W-L-T	GA	SA	SV	GAA	SV%
Ilya Bryzgalov	3	160	2-1-0	9	79	70	3.38	.886
Steve Mason	1	20	0-0-0	0	9	9	0.00	1.000

FLYERS

POWER PLAY:	4-13	(30.8%)
PENALTY KILLING:	10-10	(100.0%)

GOALS BY PERIOD

1st	2nd	3rd	OT	TOTAL
4	1	4	0	9

SHOTS BY PERIOD

1st	2nd	3rd	OT	TOTAL
36	25	32	0	93

PITTSBURGH PENGUINS
2012-13 RECORD: 1-2-0

2012-13 RESULTS

AT WINNIPEG (1-1-0)

DATE/OPP.	RESULT	GWG
Jan. 25 vs. PIT	W 4-2	Ladd
Feb. 15 vs. PIT	L 1-3	Neal

AT PITTSBURGH (0-1-0)

DATE/OPP.	RESULT	GWG
Mar. 28 at PIT	L 0-4	Kunitz

INDIVIDUAL STATISTICS

JETS

PLAYER	GP	G	A	PTS	+/-	PIM	PP	SH
Andrew Ladd	3	2	1	3	1	0	0	0
Evander Kane	3	1	2	3	-4	0	0	0
Blake Wheeler	3	1	1	2	-1	0	0	0
Dustin Byfuglien	3	1	1	2	-3	0	1	0
Bryan Little	3	0	2	2	1	0	0	0
Toby Enstrom	3	0	1	1	0	0	0	0
Mark Stuart	2	0	0	0	0	2	0	0
Patrice Cormier	1	0	0	0	0	0	0	0
James Wright	2	0	0	0	-1	5	0	0
Jim Slater	2	0	0	0	0	0	0	0
Olli Jokinen	3	0	0	0	-4	2	0	0
Ron Hainsey	3	0	0	0	0	0	0	0
Nik Antropov	3	0	0	0	0	0	0	0
Zach Redmond	1	0	0	0	-1	2	0	0
Grant Clitsome	2	0	0	0	-1	0	0	0
Paul Postma	1	0	0	0	0	0	0	0
Kyle Wellwood	3	0	0	0	-2	0	0	0
Alex Burmistrov	3	0	0	0	0	0	0	0
Antti Miettinen	1	0	0	0	-1	0	0	0
Alexei Ponikarovsky	1	0	0	0	0	0	0	0
Chris Thorburn	3	0	0	0	-1	7	0	0
Zach Bogosian	2	0	0	0	-3	0	0	0
Derek Meech	1	0	0	0	0	0	0	0
Eric Tangradi	2	0	0	0	0	0	0	0

GOALIE	GP	MINS	W-L-T	GA	SA	SV	GAA	SV%
Ondrej Pavelec	2	119	1-1-0	4	62	58	2.02	.935
Al Montoya	1	60	0-1-0	4	43	39	4.00	.907

PENGUINS

PLAYER	GP	G	A	PTS	+/-	PIM	PP	SH
Sidney Crosby	3	2	3	5	2	0	0	0
Chris Kunitz	3	1	3	4	4	0	0	0
Craig Adams	3	2	0	2	2	7	0	0
Pascal Dupuis	3	2	0	2	4	2	0	1
James Neal	3	1	1	2	-2	0	1	0
Evgeni Malkin	3	1	1	2	-1	2	0	0
Kris Letang	2	0	2	2	-1	0	0	0
Matt Niskanen	3	0	2	2	0	2	0	0
Brooks Orpik	3	0	1	1	3	4	0	0
Paul Martin	3	0	1	1	3	2	0	0
Joe Vitale	3	0	1	1	1	0	0	0
Douglas Murray	1	0	0	0	1	0	0	0
Matt Cooke	3	0	0	0	-2	0	0	0
Ben Lovejoy	1	0	0	0	0	0	0	0
Brenden Morrow	1	0	0	0	1	0	0	0
Eric Tangradi	1	0	0	0	0	0	0	0
Beau Bennett	1	0	0	0	0	0	0	0
Brandon Sutter	3	0	0	0	1	0	0	0
Mark Eaton	1	0	0	0	1	0	0	0
Tyler Kennedy	3	0	0	0	-2	0	0	0
Tanner Glass	3	0	0	0	2	0	0	0
Deryk Engelland	2	0	0	0	0	7	0	0
Simon Despres	2	0	0	0	1	0	0	0

GOALIE	GP	MINS	W-L-T	GA	SA	SV	GAA	SV%
Tomas Vokoun	2	119	1-1-0	3	51	48	1.51	.941
Marc-Andre Fleury	1	60	1-0-0	1	26	25	1.00	.982

TEAM STATISTICS

JETS

POWER PLAY:	1-8	(12.5%)
PENALTY KILLING:	3-4	(75.0%)

GOALS BY PERIOD

1st	2nd	3rd	OT	TOTAL
0	3	2	0	5

SHOTS BY PERIOD

1st	2nd	3rd	OT	TOTAL
26	33	19	0	78

PENGUINS

POWER PLAY:	1-4	(25.0%)
PENALTY KILLING:	7-8	(87.5%)

GOALS BY PERIOD

1st	2nd	3rd	OT	TOTAL
5	2	2	0	9

SHOTS BY PERIOD

1st	2nd	3rd	OT	TOTAL
38	36	32	0	106

TAMPA BAY LIGHTNING
2012-13 RECORD: 3-1-0

2012-13 RESULTS

AT WINNIPEG (2-0-0)

DATE/OPP.	RESULT	GWG
Mar. 24 vs. TB	W 3-2	Enstrom
Apr. 16 vs. TB	SOW 4-3	Santorelli

AT TAMPA BAY (1-1-0)

DATE/OPP.	RESULT	GWG
Feb. 1 at TB	L 3-8	Conacher
Mar. 7 at TB	W 2-1	Little

INDIVIDUAL STATISTICS

JETS

PLAYER	GP	G	A	PTS	+/-	PIM	PP	SH
Andrew Ladd	4	3	4	7	2	0	2	0
Bryan Little	4	2	4	6	2	0	0	0
Blake Wheeler	4	1	5	6	-1	2	0	0
Toby Enstrom	2	2	2	4	-1	0	0	0
Paul Postma	4	1	2	3	1	2	1	0
Zach Bogosian	3	0	2	2	-2	4	0	0
Dustin Byfuglien	3	1	0	1	2	0	1	0
Eric Tangradi	3	1	0	1	1	5	0	0
Teddy Purcell	4	0	0	0	-2	0	0	0
Mike Santorelli	1	0	0	0	-2	0	0	0
Patrice Cormier	1	0	0	0	0	0	0	0
Chris Thorburn	3	0	0	0	0	17	0	0
Zach Redmond	1	0	0	0	0	2	0	0
Evander Kane	4	0	0	0	-2	4	0	0
Olli Jokinen	4	0	0	0	-3	4	0	0
Ron Hainsey	3	0	0	0	-4	2	0	0
Aaron Gagnon	1	0	0	0	0	0	0	0
Nik Antropov	3	0	0	0	0	2	0	0
Antti Miettinen	2	0	0	0	0	0	0	0
Alexei Ponikarovsky	1	0	0	0	-3	2	0	0
James Wright	3	0	0	0	-2	0	0	0
Mark Stuart	3	0	0	0	0	9	0	0
Jim Slater	2	0	0	0	-1	0	0	0
Alex Burmistrov	4	0	0	0	-2	0	0	0
Derek Meech	1	0	0	0	0	0	0	0
Mark Scheifele	1	0	0	0	0	0	0	0
Kyle Wellwood	3	0	0	0	0	0	0	0

GOALIE	GP	MINS	W-L-T	GA	SA	SV	GAA	SV%
Ondrej Pavelec	3	150	2-1-0	10	66	56	4.00	.848
Al Montoya	2	95	1-0-0	4	40	36	2.53	.900

LIGHTNING

PLAYER	GP	G	A	PTS	+/-	PIM	PP	SH
Steven Stamkos	4	4	2	6	-1	0	2	0
Cory Conacher	3	3	1	4	3	0	1	0
Martin St. Louis	4	1	3	4	-1	2	0	0
Vincent Lecavalier	3	1	2	3	1	2	1	0
Eric Brewer	4	0	3	3	4	2	0	0
Benoit Pouliot	2	1	1	2	2	0	0	0
Ryan Malone	3	1	1	2	0	0	0	0
Nate Thompson	4	1	1	2	2	9	0	0
Teddy Purcell	4	1	1	2	0	2	0	0
Matt Carle	4	0	2	2	2	0	0	0
Pierre-Cedric Labrie	3	1	0	1	1	2	0	0
Radko Gudas	2	0	1	1	1	0	0	0
Tom Pyatt	3	0	1	1	2	2	0	0
B.J. Crombeen	3	0	1	1	1	5	0	0
Sami Salo	4	0	1	1	0	2	0	0
Victor Hedman	4	0	1	1	1	2	0	0
Alex Killorn	3	0	0	0	-1	0	0	0
Tyler Johnson	1	0	0	0	0	2	0	0
Adam Hall	1	0	0	0	0	2	0	0
Keith Aulie	4	0	0	0	0	2	0	0
Richard Panik	2	0	0	0	1	0	0	0
Brian Lee	2	0	0	0	-2	0	0	0
Ondrej Palat	2	0	0	0	-1	0	0	0
Dana Tyrell	3	0	0	0	0	0	0	0

GOALIE	GP	MINS	W-L-T	GA	SA	SV	GAA	SV%
Anders Lindback	2	118	1-1-0	5	57	52	2.54	.912
Cedrick Desjardins	1	59	0-1-0	3	24	21	3.05	.875
Ben Bishop	1	65	0-0-1	3	36	33	2.77	.917

TEAM STATISTICS

JETS

POWER PLAY:	4-12	(33.3%)
PENALTY KILLING:	12-16	(75.0%)

GOALS BY PERIOD

1st	2nd	3rd	OT	TOTAL
3	4	4	0	11

SHOTS BY PERIOD

1st	2nd	3rd	OT	TOTAL
41	37	35	4	117

LIGHTNING

POWER PLAY:	4-16	(25.0%)
PENALTY KILLING:	8-12	(66.7%)

GOALS BY PERIOD

1st	2nd	3rd	OT	TOTAL
4	4	6	0	14

SHOTS BY PERIOD

1st	2nd	3rd	OT	TOTAL
45	24	35	2	106

TORONTO MAPLE LEAFS
2012-13 RECORD: 2-1-0

2012-13 RESULTS

AT WINNIPEG (1-1-0)

DATE/OPP.	RESULT	GWG
Feb. 7 vs. TOR	L 2-3	Kessel
Mar. 12 vs. TOR	W 5-2	Wellwood

AT TORONTO (1-0-0)

DATE/OPP.	RESULT	GWG
Mar. 16 at TOR	SOW 5-4	Bogosian

INDIVIDUAL STATISTICS

JETS

PLAYER	GP	G	A	PTS	+/-	PIM	PP	SH
Blake Wheeler	3	4	0	4	0	0	0	0
Nik Antropov	3	1	3	4	1	4	1	0
Andrew Ladd	3	1	3	4	1	5	0	0
Dustin Byfuglien	2	0	4	4	0	2	0	0
Bryan Little	3	0	4	4	3	0	0	0
Kyle Wellwood	3	1	2	3	1	0	0	0
Zach Redmond	1	1	0	1	0	0	0	1
Antti Miettinen	2	1	0	1	0	2	0	0
Evander Kane	3	1	0	1	-1	4	0	0
James Wright	3	1	0	1	1	0	0	0
Tobias Enstrom	1	0	1	1	0	0	0	0
Eric Tangradi	2	0	1	1	-1	0	0	0
Zach Bogosian	2	0	1	1	0	17	0	0
Grant Clitsome	3	0	1	1	0	2	0	0
Olli Jokinen	3	0	1	1	-2	0	0	0
Derek Meech	2	0	0	0	3	2	0	0
Chris Thorburn	3	0	0	0	-1	15	0	0
Alexei Ponikarovsky	1	0	0	0	0	4	0	0
Alex Burmistrov	1	0	0	0	1	0	0	0
Paul Postma	1	0	0	0	0	0	0	0
Patrice Cormier	1	0	0	0	0	0	0	0
Mark Stuart	3	0	0	0	3	4	0	0
Ron Hainsey	3	0	0	0	-1	2	0	0
Jim Slater	2	0	0	0	0	0	0	0

GOALIE	GP	MINS	W-L-T	GA	SA	SV	GAA	SV%
Ondrej Pavelec	3	184	2-1-0	9	76	67	2.93	.882

MAPLE LEAFS

PLAYER	GP	G	A	PTS	+/-	PIM	PP	SH
Phil Kessel	3	4	0	4	-1	2	1	0
Tyler Bozak	3	1	2	3	-1	0	0	1
Nazem Kadri	3	0	3	3	1	2	0	0
Joffrey Lupul	1	2	0	2	1	4	0	0
James van Riemsdyk	3	0	2	2	-1	2	0	0
Matt Frattin	3	1	0	1	-2	0	0	0
Nikolai Kulemin	3	1	0	1	-3	2	0	0
Korbinian Holzer	3	0	1	1	-2	7	0	0
Cody Franson	3	0	1	1	1	0	0	0
Jay McClement	3	0	1	1	2	0	0	0
John-Michael Liles	2	0	0	0	-2	0	0	0
Clarke MacArthur	3	0	0	0	-2	0	0	0
Colton Orr	3	0	0	0	1	14	0	0
Mark Fraser	3	0	0	0	-1	2	0	0
Frazer McLaren	2	0	0	0	0	7	0	0
Carl Gunnarsson	2	0	0	0	0	0	0	0
Mike Kostka	2	0	0	0	-2	0	0	0
Leo Komarov	3	0	0	0	0	0	0	0
Mikhail Grabovski	3	0	0	0	-2	0	0	0
Dion Phaneuf	3	0	0	0	2	9	0	0

GOALIE	GP	MINS	W-L-T	GA	SA	SV	GAA	SV%
James Reimer	3	136	1-1-1	6	60	54	2.65	.900
Ben Scrivens	2	49	0-0-0	5	32	27	6.12	.944

TEAM STATISTICS

JETS

POWER PLAY:	1-10	(10.0%)
PENALTY KILLING:	8-9	(88.9%)

GOALS BY PERIOD

1st	2nd	3rd	OT	TOTAL
1	7	3	0	11

SHOTS BY PERIOD

1st	2nd	3rd	OT	TOTAL
29	36	25	2	92

MAPLE LEAFS

POWER PLAY:	1-9	(11.1%)
PENALTY KILLING:	9-10	(90.0%)

GOALS BY PERIOD

1st	2nd	3rd	OT	TOTAL
1	4	4	0	9

SHOTS BY PERIOD

1st	2nd	3rd	OT	TOTAL
28	24	21	3	76

WASHINGTON CAPITALS
2012-13 RECORD: 1-4-0

2012-13 RESULTS

AT WINNIPEG (0-3-0)

DATE/OPP.	RESULT	GWG
Mar. 2 vs. WSH	L 0-3	Hendricks
Mar. 21 vs. WSH	L 0-4	Brouwer
Mar. 22 vs. WSH	L 1-6	Brouwer

AT WASHINGTON (1-1-0)

DATE/OPP.	RESULT	GWG
Jan. 22 at WSH	W 4-2	Wheeler
Apr. 23 at WSH	L 3-5	Perreault

INDIVIDUAL STATISTICS

JETS

PLAYER	GP	G	A	PTS	+/-	PIM	PP	SH
Dustin Byfuglien	5	1	3	4	-4	6	0	0
Blake Wheeler	5	2	1	3	-2	4	0	0
Evander Kane	5	2	1	3	-4	16	2	0
Nik Antropov	5	1	2	3	-4	0	0	0
Toby Enstrom	1	0	3	3	2	0	0	0
Andrew Ladd	5	1	1	2	-1	0	1	0
Jim Slater	2	1	0	1	-1	5	0	0
Ron Hainsey	5	0	1	1	-5	0	0	0
Grant Clitsome	5	0	1	1	-5	2	0	0
Alexei Ponikarovsky	1	0	0	0	2	0	0	0
Eric Tangradi	4	0	0	0	-2	10	0	0
Olli Jokinen	4	0	0	0	-2	2	0	0
Aaron Gagnon	1	0	0	0	-1	0	0	0
Mike Santorelli	1	0	0	0	-2	0	0	0
Patrice Cormier	1	0	0	0	-1	0	0	0
Chris Thorburn	5	0	0	0	-5	7	0	0
Paul Postma	4	0	0	0	-2	0	0	0
Alex Burmistrov	5	0	0	0	-3	2	0	0
Derek Meech	3	0	0	0	-4	0	0	0
Antti Miettinen	3	0	0	0	-3	0	0	0
Anthony Peluso	1	0	0	0	0	5	0	0
James Wright	4	0	0	0	-4	5	0	0
Mark Stuart	4	0	0	0	-2	4	0	0
Zach Bogosian	3	0	0	0	-4	2	0	0
Bryan Little	5	0	0	0	-2	2	0	0
Mark Scheifele	1	0	0	0	0	0	0	0
Kyle Wellwood	2	0	0	0	-1	0	0	0

GOALIE	GP	MINS	W-L-T	GA	SA	SV	GAA	SV%
Ondrej Pavelec	5	265	1-4-0	16	129	113	3.62	.876
Al Montoya	1	34	0-0-0	3	15	12	5.29	.800

CAPITALS

PLAYER	GP	G	A	PTS	+/-	PIM	PP	SH
Alex Ovechkin	5	4	5	9	5	0	2	0
Nicklas Backstrom	5	2	6	8	2	0	0	0
Marcus Johansson	4	1	4	5	3	0	0	0
Mike Ribeiro	5	1	4	5	5	12	0	0
Troy Brouwer	5	4	0	4	2	2	1	0
Matt Hendricks	5	3	1	4	4	12	0	0
Brooks Laich	2	1	1	2	4	4	0	0
Mike Green	4	1	1	2	4	0	0	0
Mathieu Perreault	5	1	1	2	2	8	0	0
Jay Beagle	5	1	1	2	2	2	0	0
Jason Chimera	5	1	1	2	1	0	0	0
John Erskine	2	0	2	2	5	12	0	0
John Carlson	5	0	2	2	6	2	0	0
Dmitry Orlov	2	0	1	1	4	0	0	0
Jack Hillen	3	0	1	1	0	2	0	0
Steven Oleksy	3	0	1	1	2	11	0	0
Eric Fehr	4	0	1	1	5	0	0	0
Joel Ward	4	0	1	1	1	4	0	0
Karl Alzner	5	0	1	1	4	2	0	0
Tomas Kundratak	2	0	0	0	1	0	0	0
Tom Poti	2	0	0	0	-1	0	0	0
Wojtek Wolski	1	0	0	0	-1	0	0	0
Aaron Volpatti	2	0	0	0	1	7	0	0
Joey Crabb	2	0	0	0	0	0	0	0
Roman Hamrlik	1	0	0	0	-1	0	0	0
Martin Erat	1	0	0	0	0	0	0	0
Jeff Schultz	1	0	0	0	0	0	0	0

GOALIE	GP	MINS	W-L-T	GA	SA	SV	GAA	SV%
Braden Holtby	5	299	4-1-0	8	152	144	1.61	.947

TEAM STATISTICS

JETS

POWER PLAY:	3-19	(15.8%)
PENALTY KILLING:	12-15	(80.0%)

GOALS BY PERIOD

1st	2nd	3rd	OT	TOTAL
2	4	2	0	8

SHOTS BY PERIOD

1st	2nd	3rd	OT	TOTAL
53	49	50	0	152

CAPITALS

POWER PLAY:	3-15	(20.0%)
PENALTY KILLING:	16-19	(84.2%)

GOALS BY PERIOD

1st	2nd	3rd	OT	TOTAL
7	5	8	0	20

SHOTS BY PERIOD

1st	2nd	3rd	OT	TOTAL
43	52	50	0	145

WESTERN CONFERENCE PACIFIC DIVISION

ANAHEIM DUCKS (ANA)

Franchise Date: 1993
Honda Center (17,174)
CEO: Michael Schulman
General Manager: Bob Murray
Head Coach: Bruce Boudreau
Stanley Cup(s): 1

2695 E. Katella Avenue
Anaheim, CA 92806
T: 714-940-2900
F: 714-940-2953
www.anaheimducks.com



EDMONTON OILERS (EDM)

Franchise Date: 1972
Rexall Place (18,279)
President, Hockey Ops: Kevin Lowe
General Manager: Craig MacTavish
Head Coach: Dallas Eakins
Stanley Cup(s): 5

11230 - 110 Street
Edmonton, Alberta T5G 3H7
T: 780-414-4625
F: 780-409-5890
www.oilers.nhl.com



PHOENIX COYOTES (PHX)

Franchise Date: 1979 (relocated 1996)
Jobing.com Arena (17,125)
President & COO: Mike Nealy
Executive VP & GM: Don Maloney
Head Coach: Dave Tippett
Stanley Cup(s): None

6751 N. Sunset Blvd.
Glendale, AZ 85305
T: 623-772-3200
F: 623-872-2000
www.coyotes.nhl.com



VANCOUVER CANUCKS (VAN)

Franchise Date: 1970
Rogers Arena (19,910)
President & General Manager: Michael D. Gillis
Head Coach: John Tortorella
Stanley Cup(s): None

800 Griffiths Way
Vancouver, BC V6B 6G1
T: 604-899-4600
F: 604-899-4640
www.canucks.com



CALGARY FLAMES (CGY)

Franchise Date: 1972 (relocated 1980)
Scotiabank Saddledome (19,289)
President: Ken King
General Manager: Jay Feaster
Head Coach: Bob Hartley
Stanley Cup(s): 1

P.O. Box 1540 Station M.
Calgary, AB T2P 3B9
T: 403-777-2177
F: 403-777-2195
www.calgaryflames.com



LOS ANGELES KINGS (LAK)

Franchise Date: 1967
STAPLES Center (18,118)
President, GM & AHL Governor: Dean Lombardi
Head Coach: Darryl Sutter
Stanley Cup(s): 1

1111 South Figueroa Street
Los Angeles, CA 90015
T: 213-742-7100
F: 310-535-4525
www.lakings.com



SAN JOSE SHARKS (SJS)

Franchise Date: 1990
SAP Center at San Jose (17,562)
Chief Operating Officer: John Tortora
General Manager: Doug Wilson
Head Coach: Todd McLellan
Stanley Cup(s): 0

525 West Santa Clara Street
San Jose, CA 95113
T: 408-287-7070
F: 408-999-5797
www.sjsharks.com



WESTERN CONFERENCE CENTRAL DIVISION

CHICAGO BLACKHAWKS (CHI)

Franchise Date: 1926
United Center (19,717)
President & CEO: John F. McDonough
VP & General Manager: Stan Bowman
Head Coach: Joel Quenneville
Stanley Cup(s): 5

1901 W. Madison Street
Chicago, IL 60612
T: 312-455-7000
F: 312-455-7042
www.chicagoblackhawks.com



DALLAS STARS (DAL)

Franchise Date: 1967 (relocated 1993)
American Airlines Center (18,532)
Owner & Governor: Tom Gaglardi
General Manager: Jim Mill
Head Coach: Lindy Ruff
Stanley Cup(s): 1

2500 Victory Avenue
Dallas, TX 75219
T: 214-387-5500
F: 214-387-5564
www.dallasstars.com



NASHVILLE PREDATORS (NSH)

Franchise Date: 1997
Bridgestone Arena (17,113)
President, GM & Alternate Governor: David Poile
Head Coach: Barry Trotz
Stanley Cup(s): None

501 Broadway
Nashville, TN 37203
T: 615-770-2300
F: 615-770-2309
www.nashvillepredators.com



WINNIPEG JETS (WPG)

Franchise Date: 1999 (relocated 2011)
MTS Centre (15,004)
Chairman & Governor: Mark Chipman
General Manager: Kevin Cheveldayoff
Head Coach: Claude Noel
Stanley Cup(s): None

345 Graham Avenue
Winnipeg, MB R3C 5G6
T: 204-987-7825
F: 204-926-5555
www.winnipegjets.com



COLORADO AVALANCHE (COL)

Franchise Date: 1979 (relocated in 1995)
Pepsi Center (18,007)
President & Governor: Josh Kortenke
Exec. VP, Hockey Operations: Joe Sakic
General Manager: Greg Sherman
Head Coach: Patrick Roy
Stanley Cup(s): 2

1000 Chopper Circle
Denver, CO 80204
T: 303-405-1100
F: 303-893-0614
www.coloradoavalanche.com



MINNESOTA WILD (MIN)

Franchise Date: 2000
Xcel Energy Center (17,954)
Owner & Governor: Craig Leigold
General Manager: Chuck Fletcher
Head Coach: Mike Yeo
Stanley Cup(s): None

317 Washington Street
St. Paul, MN 55102
T: 651-602-6000
F: 651-222-1055
www.wild.com



ST. LOUIS BLUES (STL)

Franchise Date: 1967
Scottrade Center (19,150)
Chairman & Governor: Tom Stillman
General Manager: Doug Armstrong
Head Coach: Ken Hitchcock
Stanley Cup(s): None

1401 Clark Avenue at Brett Hull Way
St. Louis, MO 63103
T: 314-622-2500
F: 314-622-2582
www.stlouisblues.com



EASTERN CONFERENCE METROPOLITAN DIVISION

CAROLINA HURRICANES (CAR)

Franchise Date: 1972 (relocated 1997)
PNC Arena (18,680)
President & GM: Jim Rutherford
Head Coach: Kirk Muller
Stanley Cup(s): 1

1400 Edwards Mill Road
Raleigh, NC 27607
T: 919-467-7825
F: 919-462-0123
www.carolinahurricanes.com



NEW JERSEY DEVILS (NJ)

Franchise Date: 1974
Prudential Center (17,625)
President/GM: Lou Lamoriello
Head Coach: Peter DeBoer
Stanley Cup(s): 3

25 Lafayette Street
Newark, NJ 07102
T: 973-757-6100
F: 973-757-6399
www.newjerseydevils.com



NEW YORK RANGERS (NYR)

Franchise Date: 1926
Madison Square Garden (18,200)
President, GM & Alternate Governor: Glen Sather
Head Coach: Alain Vigneault
Stanley Cup(s): 4

Two Pennsylvania Plaza
New York, NY 10121
T: 212-465-6486
F: 212-465-6494
www.newyorkrangers.com



PITTSBURGH PENGUINS (PIT)

Franchise Date: 1967
CONSOL Energy Center (18,387)
President: David Morehouse
General Manager: Ray Shero
Head Coach: Dan Bylsma
Stanley Cup(s): 3

1001 Fifth Avenue
Pittsburgh, PA 15219
T: 412-642-1300
F: 412-255-1980
www.pittsburghpenguins.com



COLUMBUS BLUE JACKETS (CBJ)

Franchise Date: 2000
Nationwide Arena (18,144)
President, Hockey Ops/Alternate Governor:
John Davidson
General Manager: Jarmo Kekalainen
Head Coach: Todd Richards
Stanley Cup(s): None

200 W. Nationwide Blvd.
Columbus, OH 43215
T: 614-246-4625
F: 614-246-4007
www.bluejackets.com



NEW YORK ISLANDERS (NYI)

Franchise Date: 1972
Nassau Veterans Memorial Coliseum (16,170)
General Manager: Garth Snow
Head Coach: Jack Capuano
Stanley Cup(s): 4

1255 Hempstead Turnpike
Uniondale, NY 11553
T: 516-501-6700
F: 516-501-6762
www.newyorkislanders.com



PHILADELPHIA FLYERS (PHI)

Franchise Date: 1967
Wells Fargo Center (19,541)
President: Peter Luukko
General Manager: Paul Holmgren
Head Coach: Peter Laviolette
Stanley Cup(s): 2

3601 South Broad Street
Philadelphia, PA 19148
T: 215-465-4500
F: 215-218-7837
www.philadelphiaflyers.com



WASHINGTON CAPITALS (WSH)

Franchise Date: 1974
Verizon Center (18,506)
President: Dick Patrick
Vice President & General Manager: George McPhee
Head Coach: Adam Oates
Stanley Cup(s): None

627 North Glebe Road, Suite 850
Arlington, VA 22203
T: 202-266-2200
F: 202-266-2360
www.capitals.nhl.com



EASTERN CONFERENCE ATLANTIC DIVISION

BOSTON BRUINS (BOS)

Franchise Date: 1924
TD Garden (17,565)
President: Cam Neely
General Manager: Peter Chiarelli
Head Coach: Claude Julien
Stanley Cup(s): 6

100 Legends Way
Boston, MA 02114
T: 617-624-2327
www.bostonbruins.com



DETROIT RED WINGS (DET)

Franchise Date: 1926
Joe Louis Arena (20,066)
Senior VP: Jim Develiano
Exec. VP & General Manager: Ken Holland
Head Coach: Mike Babcock
Stanley Cup(s): 11

19 Steve Yzerman Drive
Detroit, MI 48226
T: 313-394-7000
F: 313-567-0296
www.detroitredwings.com



MONTREAL CANADIENS (MTL)

Franchise Date: 1909
Bell Centre (21,273)
Owner & President: Geoff Molson
General Manager: Marc Bergevin
Head Coach: Michel Therrien
Stanley Cup(s): 24

1909 avenue des Canadiens-de-Montréal
Montreal, QC H3B 5E8
T: 514-932-2582
F: 514-932-8285
www.canadiens.com



TAMPA BAY LIGHTNING (TB)

Franchise Date: 1992
Tampa Bay Times Forum (19,204)
Vice President, GM & AHL Governor: Steve Yzerman
Head Coach: Jon Cooper
Stanley Cup(s): 1

401 Channelside Drive
Tampa, FL 33602
T: 813-301-6500
F: 813-301-1480
www.tampabaylightning.com



BUFFALO SABRES (BUF)

Franchise Date: 1970
First Niagara Center (19,070)
President: Ted Black
General Manager: Darcy Regier
Head Coach: Ron Rolston
Stanley Cup(s): None

One Seymour H. Knox III Plaza
Buffalo, NY 14203
T: 716-855-4100
F: 716-855-4110
www.sabres.com



FLORIDA PANTHERS (FLA)

Franchise Date: 1993
BBGT Center (17,040)
General Manager: Dale Tallon
Head Coach: Kevin Dineen
Stanley Cup(s): None

One Panther Parkway
Sunrise, FL 33323
T: 954-835-7000
F: 954-835-7700
www.floridapanters.com



OTTAWA SENATORS (OTT)

Franchise Date: 1992
Canadian Tire Centre (19,153)
President: Cyril Leeder
General Manager: Bryan Murray
Head Coach: Paul MacLean
Stanley Cup(s): None

1000 Palladium Drive
Ottawa, ON K2V 1A5
T: 613-599-0250
F: 613-599-0358
www.ottawasenators.com



TORONTO MAPLE LEAFS (TOR)

Franchise Date: 1917
Air Canada Centre (18,819)
Senior VP & General Manager: David Nonis
Head Coach: Randy Carlyle
Stanley Cup(s): 13

50 Bay Street, Suite 500
Toronto, ON M5J 2L2
T: 416-815-5700
F: 416-359-9331
www.mapleleafs.nhl.com





NHL & MISCELLANEOUS



FUELLED BY
PASSION

NATIONAL HOCKEY LEAGUE

NHL New York	NHL Montreal	NHL Toronto
1185 Avenue of the Americas New York, NY 10036 212-789-2000, Fax: 212-789-2020	1800 McGill College Avenue, Suite 2600 Montréal, Québec, H3A 3J6 514-841-9220, Fax: 514-841-1070	50 Bay Street, 11th Floor Toronto, Ontario, M5J 2X8 416-359-7900, Fax: 416-981-2779
Executive		
Commissioner	Gary B. Bettman	
Deputy Commissioner	William Daly	
Chief Operating Officer	John Collins	
Senior Executive Vice President of Hockey Operations	Colin Campbell	
Communications		
Executive Vice President, Communications	Gary Meagher	
Group Vice President, Content Integration	Frank Brown	
Group Vice President, Communications & Player Development	Jamey Horan	
Group Vice President, Communications	John Dellapina	
Statistician & Information Officer	Benny Ercolani	
Senior Director, News Services	Greg Inglis	
Director, Communications	Nirva Milord	
Director, Communications	Julie Young	
Senior Manager, Event Communications & Player Development	Schuyler Baehman	
Senior Manager, Communications	David Keon	
Senior Manager, Communications	Kerry McGovern	
Senior Manager, Communications	Jennifer Moad	
Manager, Social Media	Trevor Bjergso	
Manager, Communications	Jasmine Chafour	
Coordinator, Communications	Josh Bernstein	
Coordinator, Event Communications & Player Development	Nicole Buckley	
Coordinator, Corporate Communications	Erica Yakobzon	

NHL CRITICAL DATES - 2013/14

September	
11	Training camps open
14	Preseason schedule begins Kraft Hockeyville: Washington Capitals at Winnipeg Jets (Belleville, Ont.)
26	CCM/USA Hockey All-American Prospects Game (Pittsburgh, Pa.)
30	Opening day playing rosters set (3:00 p.m. ET)
October	
1	Opening night - 96th NHL regular season begins Blackhawks raise Stanley Cup banner: Washington Capitals at Chicago Blackhawks Hockey Fights Cancer Awareness Month begins
November	
8	Hockey Hall of Fame Game: New Jersey Devils at Toronto Maple Leafs
11	Hockey Hall of Fame induction ceremony (Toronto, Ont.) Inductees: Chris Chelios, Geraldine Heaney, Scott Niedermayer, Brendan Shanahan (Player category); Fred Shero (Builder category)
29	2013 Discover NHL Thanksgiving ShowdownTM: New York Rangers at Boston Bruins
December	
1	Signing deadline for Group 2 free agents (5:00 p.m. ET)
2	U.S. Hockey Hall of Fame induction and a celebration of Lester Patrick (Detroit, Mich.) U.S. Hockey Hall of Fame inductees: Cindy Curley, Bill Guerin, Peter Karmanos Jr., Ron Mason, Doug Weight
23	Busiest day of NHL season - 14 games

NHL CRITICAL DATES - 2013/14 cont.

December	
19-27	Holiday roster freeze in effect: For all players on an NHL active roster, injured reserve, or with non-roster and injured non-roster status as of mid-night (local time) Dec. 19, a roster freeze shall apply through midnight (local time) Dec. 27, with respect to waivers, trades and loans, subject to the exceptions provided for in CBA Article 16.5 (d). Holiday break (no scheduled practices - dressing rooms closed) IIHF World Junior Championship (Malmo, Sweden)
24-26	
26 - Jan. 5	
January	
1	2014 Bridgestone NHL Winter Classic®: Toronto Maple Leafs at Detroit Red Wings (Michigan Stadium)
15	CHL/NHL Top Prospects Game (Calgary, Alta.)
18	Scotiabank Hockey Day in Canada (Host: Lloydminster, Alta./Sask.)
25	Coors Light NHL Stadium SeriesTM: Anaheim Ducks at Los Angeles Kings (Dodger Stadium)
26	Coors Light NHL Stadium SeriesTM: New York Rangers at New Jersey Devils (Yankee Stadium)
29	Coors Light NHL Stadium SeriesTM: New York Rangers at New York Islanders (Yankee Stadium)
February	
1	Hockey is for Everyone Month begins
6, 7, 8	Olympic break begins (at the conclusion of each Club's final game)
11-12	AHL All-Star Classic (Location: TBA)
12	Olympic men's hockey tournament begins (Sochi, Russia)
22	Men's hockey bronze-medal game (Sochi, Russia)
23	Men's hockey gold-medal game (Sochi, Russia)
24	Olympic break ends (12:01 a.m. ET)
26	NHL regular season resumes
28 - March 2	Hockey Weekend Across America presented by CCM (USA Hockey)
March	
1	Coors Light NHL Stadium SeriesTM: Pittsburgh Penguins at Chicago Blackhawks (Soldier Field)
2	2014 Tim Hortons NHL Heritage ClassicTM: Ottawa Senators at Vancouver Canucks (BC Place)
	Hockey Day in America (NBC)
5	Trade deadline (3:00 p.m. ET)
10-12	NHL General Managers Meeting (Boca Raton, Fla.)
April	
10, 12	NCAA Frozen Four (Philadelphia, Pa.)
13	Last day of regular season
16	Stanley Cup Playoffs begin
17-27	IIHF Under-18 World Championship (Lappeenranta and Imatra, Finland)
May	
9-25	IIHF World Championship (Minsk, Belarus)
16-25	CHL Memorial Cup (London, Ont.)
25-31	NHL Combine (Toronto, Ont.)
June	
18	Last possible day for 2014 Stanley Cup Final
TBA	Deadline for first club-elected salary arbitration (later of June 15 or 48 hours after the conclusion of the Stanley Cup Final, 5:00 p.m. ET)
25	NHL Awards (Las Vegas, Nev.)
27-28	NHL Draft (Philadelphia, Pa.)
July	
1	Free agency begins (12:00 p.m. ET)
5	Deadline for player-elected salary arbitration notification (5:00 p.m. ET)
6	Deadline for club-elected salary arbitration notification (5:00 p.m. ET)
20 - Aug. 6	Salary arbitration hearings held
August	
8	Deadline for salary arbitration decisions to be rendered

EASTERN CONFERENCE

Atlantic Division



Boston Bruins



Buffalo Sabres



Detroit Red Wings



Florida Panthers



Montreal Canadiens



Ottawa Senators



Tampa Bay Lightning



Toronto Maple Leafs

Metropolitan Division



Carolina Hurricanes



Columbus Blue Jackets



New Jersey Devils



New York Islanders



New York Rangers



Pittsburgh Penguins



Philadelphia Flyers



Washington Capitals

WESTERN CONFERENCE

Central Division



Chicago Blackhawks



Colorado Avalanche



Dallas Stars



Minnesota Wild



Nashville Predators



St. Louis Blues



Winnipeg Jets

Pacific Division



Anaheim Ducks



Calgary Flames



Edmonton Oilers



Los Angeles Kings



Phoenix Coyotes



San Jose Sharks



Vancouver Canucks

Western Conference (7-Team Divisions)

Within Conference (Division): 29 games

* 5 games vs. five teams (3 Home/2 Away vs. two teams, 2 Home/3 Away vs. three teams) AND 4 games vs. one team (2 Home/2 Away). Teams rotated on a yearly basis.

* 5 X 5 = 25 games

* 1 X 4 = 4 games

Within Conference (Non-Division): 21 games

* 3 games vs. each team (2 Home/1 Away vs. four teams, 1 Home/2 Away vs. three teams). Teams rotated on a yearly basis.

* 3 X 7 = 21 games

Non-Conference: 32 games

* 2 games vs. each team (1 Home/1 Away)

* 2 X 16 = 32 games

(Exception: one team from each division plays one less game inside Division and one more game inside Conference outside Division)

Eastern Conference (8-Team Divisions)

Within Conference (Division): 30 games

* 5 games vs. two teams (3 Home/2 Away vs. one team, 2 Home/3 Away vs. one team) AND 4 games vs. five teams (2 Home/2 Away). Teams rotated on a yearly basis.

* 5 X 2 = 10 games

* 4 X 5 = 20 games

Within Conference (Non-Division): 24 games

* 3 games vs. each team (2 Home/1 Away vs. four teams, 1 Home/2 Away vs. four teams). Teams rotated on a yearly basis.

* 3 X 8 = 24 games

Non-Conference: 28 games

* 2 games vs. each team (1 Home/1 Away)

* 2 X 14 = 28 games

Stanley Cup Playoff Format

Playoff qualification will be primarily Division-based, with the top three finishers in each Division qualifying for the first 12 spots in the Stanley Cup Playoffs (and the first three "seeds" in each Division).

The two additional playoff spots in each Conference, designated as "Wild Cards," will be awarded to the next two highest-placed finishers in each Conference, ranked on the basis of regular-season points and regardless of Division.

"Seeding" of the Wild Card teams within each Divisional Playoff will be determined on the basis of regular-season points. The first-place finisher with the highest number of regular-season points in the Conference will be matched against the Wild Card team with the lowest number of regular-season points, and the first-place finisher with the second-highest number of regular-season points in the Conference matched against the Wild Card team with the second-lowest number of regular-season points.

The Playoffs will proceed on a "Divisional Basis" as follows:

* #1 vs. #4 / #2 vs. #3 – winners play each other for Division Championship

* Conference Finals – Pacific Division Champion vs. Central Division Champion and Atlantic Division Champion vs. Metropolitan Division Champion.

* Eastern and Western Conference Champions will meet in Stanley Cup Final.

The National Hockey League Players' Association has given its consent to play under this new Alignment and Playoff System for a minimum of three seasons.

Assist	An assist is awarded to the player or players (maximum of two) who touched the puck prior to the goal, provided no defender plays or possesses the puck in between.
Game Played	A player receives credit for playing in a game if: i) he steps on the ice during time played or; ii) serves any penalty.
Game-Winning Goal	After the final score has been determined, the goal which leaves the winning Club one goal ahead of its opponent is the game-winning goal [example: if Team A beats Team B 8-3, the player scoring the fourth goal for Team A receives credit for the game-winning goal].
Goal	A goal is awarded to the last player on the scoring Club to touch the puck prior to the puck entering the net.
Goals-Against Average	Multiply goals allowed (GA) by 60 and divide by minutes played (MINS).
Goaltender	A goaltender receives a "W" for a win in regulation, overtime or shootout; an "L" for a loss in regulation; or an "OT" for a loss in overtime or shootout.
Penalty-Killing Pct.	Subtract total number of power-play goals allowed from total number of shorthanded situations to get total number of power-plays killed. Divide the total number of power-plays killed by the total number of shorthanded situations.
Plus-Minus	A player receives a "plus" if he is on the ice when his Club scores an even-strength or shorthand goal. He receives a "minus" if he is on the ice for an even-strength or shorthanded goal scored by the opposing Club. The difference in these numbers is considered the player's plus-minus statistic.
Power-Play Goal	A goal scored by a Club while it has a manpower advantage due to an opponent's penalty. Following are some examples of what is and is not considered a power-play goal: <ul style="list-style-type: none"> • if a Club has an advantage on a minor penalty starting at 2:02 of the period and it scores at 4:02, the goal is not a power-play goal. • if a Club scores on a delayed penalty, the goal is not a power-play goal. • if a Club has an advantage due to a five-minute major or match penalty, that Club is always credited with having one more advantage than the number of power-play goals it scores during that advantage, because the penalty does not expire. A new advantage begins after each power-play goal. For example, if Team A scores three goals during a major penalty, it is credited with four advantages. • if a Club is on a power-play for any length of time, it is considered to have had an advantage. • if a minor penalty is incurred by a Club on a power-play due to a major penalty, a new advantage is given to that Club when its minor penalty expires, provided the opponent's major penalty is still in effect.
Power-Play Percentage	Total number of power-play goals divided by total number of power-play opportunities.
Save Percentage	Subtract goals allowed (GA) from shots against (SA) to determine saves. Then divide saves by shots-against.
Shooting Percentage	Divide the number of goals scored by the number of shots taken.
Shorthanded Goal	A goal scored by a Club while it is at a manpower disadvantage. The same cases apply for shorthand as for power-play goals, but in the opposite manner.
Shot on Goal	If a player shoots the puck with the intention of scoring and if that shot would have gone in the net had the goaltender not stopped it, the shot is recorded as a "shot on goal".
Shutout	If two goaltenders combine for a shutout, neither receives credit for the shutout. Instead it is recorded as a Club shutout.
Tenths of a Second	If a penalty or goal occurs in the last minute, the time is rounded off to the previous second (ex: if a penalty is called with 12.4 seconds left in a period, the time is indicated as 19:47 and not 19:48.)
Coaches Record	A coach receives a "W" for a win in regulation, overtime or shootout; an "L" for a loss in regulation; or an "OT" for a loss in overtime or shootout.

** NOTE: No individual skater/goaltender statistics apply for the shootout

REFEREES

Name	No.
*Burchell, Darcy	42
Charron, Francis	6
*Chmielewski, Tom	43
Devorski, Paul	10
Dwyer, Gord	19
Furlatt, Eric	27
*Hanson, Trevor	47
Hasenfratz, Mike	2
Hebert, Ghislain	22
Hebert, Jean	15
Jackson, Dave	8
Joannette, Marc	25
Kimmerly, Greg	18
*Knorr, Trent	44
Kowal, Tom	32
Kozari, Steve	40
L'Ecuier, Frederick	17
LaRue, Dennis	14
Lee, Chris	28
Leggo, Mike	3
*Lemelin, Mark	41
*Lewis, Dave	46
*Luxmore, Thomas John	49
Martell, Rob	26
McCauley, Wes	4
*McIsaac, Jon	45
Meier, Brad	34
Morton, Dean	36
O'Halloran, Dan	13
O'Rourke, Dan	9
Peel, Tim	20
Pochmara, Brian	16
Pollock, Kevin	33
Rehman, Kyle	37
Rooney, Chris	5
*Skilliter, Graham	48
St. Pierre, Justin	12
St-Laurent, Francois	38
Sutherland, Kelly	11
Van Massenhoven, Don	21
Walsh, Ian	29
Watson, Brad	23

LINESMEN

Name	No.
Amell, Derek	75
Barton, Steve	59
Brisebois, David	96
Cameron, Lonnie	74
Champoux, Pierre	67
Cherrey, Scott	50
Cormier, Michel	76
Cvik, Mike	88
Devorski, Greg	54
Driscoll, Scott	68
Galloway, Ryan	82
Gibbs, Darren	66
*Grandt, John	98
Henderson, Don	91
Heyer, Shane	55
Kovachik, Brad	71
Lazarowich, Brad	86
Mach, Brian	78
MacPherson, Matt	83
McElman, Andy	90
Miller, Steve	89
Morin, Jean	97
Murchison, Kiel	79
Murphy, Brian	93
Murray, Jonny	95
Nansen, Derek	70
Nelson, Thor	80
Nowak, Tim	77
Pancich, Bryan	94
Racicot, Pierre	65
Rody, Vaughan	73
Sericolo, Anthony	84
Sharrers, Jay	57
Shewchyk, Mark	92
*Wheler, Mark	56

* minor league official

THE STANLEY CUP



The Stanley Cup, the oldest trophy competed for by professional athletes in North America, was donated by Frederick Arthur, Lord Stanley of Preston and son of the Earl of Derby, in 1893. Lord Stanley purchased the trophy for 10 guineas (\$50 at the time) for presentation to the amateur hockey champions of Canada. Since 1910, when the National Hockey Association took possession of the Stanley Cup, the trophy has been the symbol of professional hockey supremacy. It has been competed for only by NHL teams since 1926 and has been under the exclusive control of the NHL since 1946.

2012-13 Winner: Chicago Blackhawks

PRINCE OF WALES TROPHY



The club which advances to the Stanley Cup Finals as the winner of the Eastern Conference Championship is presented with this trophy.

2012-13 Winner: Boston Bruins

CLARENCE S. CAMPBELL BOWL



The club which advances to the Stanley Cup Finals as the winner of the Western Conference Championship is presented with this trophy.

2012-13 Winner: Chicago Blackhawks

PRESIDENTS TROPHY



An annual award to the club finishing the regular season with the best overall record.

2012-13 Winner: Chicago Blackhawks

HART MEMORIAL TROPHY



An annual award "to the player judged to be the most valuable to his team." Winner selected in poll by Professional Hockey Writers' Association in the 30 NHL cities at the end of the regular schedule.

2012-13 Winner: Alex Ovechkin, Washington Capitals

ART ROSS TROPHY



An annual award "to the player who leads the league in scoring points at the end of the regular season."

2012-13 Winner: Martin St. Louis, Tampa Bay Lightning

JAMES NORRIS MEMORIAL TROPHY



An annual award "to the defensive player who demonstrated throughout the season the greatest all-round ability in the position." Winner selected in poll by Professional Hockey Writers' Association in the 30 NHL cities at the end of the regular season schedule.

2012-13 Winner: P.K. Subban, Montreal Canadiens

MAURICE ROCKET RICHARD TROPHY



The annual award to the league's top goal scorer, awarded for the first time in 1999-2000.

2012-13 Winner: Alex Ovechkin, Washington Capitals

MARK MESSIER LEADERSHIP AWARD



An annual award that recognizes an individual as a superior leader within their sport, and as a contributing member of society. The award is given to a player selected by Mark Messier to honour an individual who leads by positive example through on-ice performance, motivation of team members and a dedication to community activities and charitable causes. It was first awarded during 2006-07 NHL season.

2012-13 Winner: Daniel Alfredsson, Ottawa Senators

VEZINA TROPHY



An annual award "to the goalkeeper judged to be the best at his position" as voted by the general managers of each of the 30 National Hockey League clubs.

2012-13 Winner: Sergei Bobrovsky, Columbus Blue Jackets

CALDER MEMORIAL TROPHY



An annual award "to the player selected as the most proficient in his first year of competition in the National Hockey League." Winner selected in poll by Professional Hockey Writers' Association in the 30 NHL cities at the end of the regular season schedule.

2012-13 Winner: Jonathan Huberdeau, Florida Panthers

CONN SMYTHE TROPHY



An annual award "to the most valuable player for his team in the playoffs." Winner selected by the Professional Hockey Writers' Association at the conclusion of the final game in the Stanley Cup Finals.

2012-13 Winner: Patrick Kane, Chicago Blackhawks

LADY BYNG MEMORIAL TROPHY



An annual award "to the player judged to have exhibited the best type of sportsmanship and gentlemanly conduct combined with a high standard of playing ability." Winner selected in poll by the Professional Hockey Writers' Association in the 30 NHL cities at the end of the regular season schedule.

2012-13 Winner: Martin St. Louis, Tampa Bay Lightning

FRANK J. SELKE TROPHY



An annual award "to the forward who best excels in the defensive aspects of the game." Winner selected in poll by Professional Hockey Writers' Association in the 30 NHL cities at the end of the regular season schedule.

2012-13 Winner: Jonathan Toews, Chicago Blackhawks

WILLIAM JENNINGS TROPHY



An annual award "to the goalkeeper(s) having played a minimum of 25 games for the team with the fewest goals scored against it." Winners selected on regular season play.

2012-13 Winner: Corey Crawford and Ray Emery, Chicago Blackhawks

JACK ADAMS AWARD



An annual award presented by the National Hockey League Broadcasters' Association to "the NHL coach judged to have contributed the most to his team's success." Winner selected by poll among members of the NHL Broadcasters' Association at the end of the regular season.

2012-13 Winner: Paul MacLean, Ottawa Senators

BILL MASTERTON MEMORIAL TROPHY



An annual award under the trusteeship of the Professional Hockey Writers' Association to "the National Hockey League player who best exemplifies the qualities of perseverance, sportsmanship and dedication to hockey." Winner selected by poll among 30 chapters of the PHWA at the end of the regular season.

2012-13 Winner: Josh Harding, Minnesota Wild

KING CLANCY MEMORIAL TROPHY



An annual award "to the player who best exemplifies leadership qualities on and off the ice and has made a noteworthy humanitarian contribution in his community."

2012-13 Winner: Patrice Bergeron, Boston Bruins


TED LINDSAY AWARD



An annual award presented to the NHL's outstanding player as selected by the members of the National Hockey League Players' Association.

2012-13 Winner: Sidney Crosby, Pittsburgh Penguins

GENERAL MANAGER OF THE YEAR AWARD



An annual award to the top National Hockey League general manager as voted by "a 40-member panel that includes all 30 general managers, five NHL executives and five media members." It was first awarded during the 2009-10 NHL season.

2012-13 Winner: Ray Shero, Pittsburgh Penguins



The Winnipeg Jets True North Foundation serves as the entity through which The Winnipeg Jets Hockey Club performs its philanthropic responsibilities to the Province of Manitoba. It fulfills this obligation by supporting registered charities within our community who focus on the youth of our province and by developing and operating programs that serve disadvantaged kids. The Foundation was founded in October of 1996 as the Manitoba Moose Yearling Foundation, which it remained until prior to the 2011/12 hockey season. Since inception, True North's charitable efforts have raised and disbursed over \$5.5 million dollars.

During last year's shortened hockey season, the Foundation was able to direct \$1,873,995 million dollars' worth of funding to local, youth based programming and non for profits.

One of the highlights of the True North Foundation's efforts is the Winnipeg Jets Hockey Academy. Originally formed as the Little Moose Hockey Program in partnership with Winnipeg Aboriginal Sport Achievement Centre (WASAC), the Winnipeg Jets Hockey Academy aims to introduce hockey basics to children across the city that otherwise are not able to participate in the game, while also encouraging participation and excellence in school.

The Winnipeg Jets True North Foundation operates under the direction of Dwayne Green, Julie Chartier, Murray Cobb, Heidi Fingas, Corey Coker and Kait Flett in partnership with a dedicated Board of Directors.

MAJOR FUNDRAISERS OF THE WINNIPEG JETS TRUE NORTH FOUNDATION

MIKE KEANE CELEBRITY HOCKEY CLASSIC



The Mike Keane Celebrity Hockey Classic is an annual fundraising hockey tournament held with proceeds supporting the Winnipeg Jets True North Foundation and Continuity Care. The hockey tournament offers local businesses the opportunity to hit the ice with former NHL greats as both linemates and opponents. Welcoming 18 teams to participate, each team is invited to take part in a draft of NHL alumni with the draft position determined by the total dollars raised by each team.

Some of the NHL alumni and celebrities that have participated in the Mike Keane Celebrity Hockey Classic include Ray Bourque, Paul Coffey, Dale Hawerchuk, Eric Lindros, Steve Shutt, Lanny McDonald, Marcel Dionne, Brad Park, Bryan Trottier, Billy Smith, Thomas Steen, Keith Tkachuk, Dave Ellett, Charlie Simmer, Brian Bellows, Dean Kennedy, Dave Babych, Dave Manson, Laurie Boschman, Brian Skrudland, Rod Black, current Jets head coach Claude Noel, and the host, Mike Keane.

50/50 DRAWS

Certain aspects of the live hockey experience stand out for fans, whether it's the crowd noise, concourse traffic, or an intermission snack. One of those highlights, a staple at MTS Centre hockey games, is the 50/50 Draw, which rewards one lucky ticket holder with half of the Draw's earnings at any given home game.

At just five dollars per ticket, fans get a chance to win a large cash prize while supporting the Winnipeg Jets True North Foundation. The 50/50 Draw remains one of the main sources of fundraising for the Foundation and greatly helps their charitable efforts each season.



WINNIPEG JETS HOCKEY ACADEMY

The Winnipeg Jets Hockey Academy is creating waves of change and achievement for inner city children. The True North Foundation recognizes that challenges exist for many families to participate in the great game of hockey. As a response, the Hockey Academy was created (formerly under the name Little Moose Hockey Program) to provide children with the chance to play hockey while surrounded by their peers and positive role models. Participation barriers have been removed by providing programming staff, equipment, transportation, ice rentals, nutrition, and qualified on ice instruction to all academy participants.

By providing children with an opportunity to experience the positive benefits of hockey, the Foundation believes that they will have increased confidence to pursue their goals, on and off the ice. Hockey Academy helps encourage academic achievement and increase children's sense of belonging within their school community.



The Winnipeg Jets Hockey Academy has grown this season to include 10 schools from the divisions of St. James-Assiniboia, Winnipeg One, River East Transcona. This partnership has grown to include over 425 kids in the Hockey Academy program this season.

The Hockey Academy has also partnered with local businesses and organizations who have provided many volunteers and hours of service to the program. Those local groups include WASAC, E.H. Price, Investors Group, Princess Auto, Maple Leaf Construction, Birchwood Automotive Group, and True North Sports & Entertainment.



COMMITMENT TO THE COMMUNITY

The Winnipeg Jets Hockey Club is excited about the opportunity to put forward the continued emphasis on community initiatives that True North Sports & Entertainment has been able to sustain in Winnipeg for 17 hockey seasons, first with the Manitoba Moose and now with the Jets. The Jets will be present in the community by visiting schools, local hospitals & health centres, through numerous player and team mascot appearances, and by maintaining an open and interactive relationship with the team's supportive and passionate fanbase.



Mick E. Moose attended the 2013 Teddy Bears' Picnic at Assiniboine Park.



Zach Bogosian visited Holy Cross Elementary School as part of the Reading Takes Flight program.



Dustin Byfuglien gave a fan the jersey off his back at the final home game.



The new Jets Gear Mobile Trailer attended various community events offering gear to loyal Winnipeg Jets fans.



James Wright and Mark Stuart met with fans at the 2013 Jets Draft Party at Shark Club.

MICK E. MOOSE

Mick E. Moose has always been an important member of the family at True North Sports & Entertainment. Arriving in Winnipeg along with the Manitoba Moose in 1997, Mick E. has helped bring excitement to live hockey games and community events for 17 seasons.

While Mick E.'s original jersey was retired in 2011 following the final season of the Manitoba Moose, the Winnipeg Jets proudly called him up to the NHL for their inaugural season in 2011-12. Mick E. remains a popular addition to the game day experience at MTS Centre and makes over 120 appearances every year throughout the community of Winnipeg.



MTS CENTRE

As one of the modern jewels of downtown Winnipeg, MTS Centre stands as a testament to the perseverance and vision of a handful of men and women who wanted to bring Winnipeg to the forefront of the sports and entertainment industry. That handful of people began in 1996 with a concept in their heads and a drive in their hearts which developed that concept into the dynamic and successful True North Sports & Entertainment Limited.

True North's mandate was to develop, finance, and operate a new 15,000-seat multi-purpose sports and entertainment facility. The original mandate involved the Manitoba Moose as the primary tenant of the facility, but MTS Centre has since evolved into the current home of the Winnipeg Jets. Despite a variety of challenges during the developing stages of MTS Centre, all of which are typical with a project of this magnitude, the building was completed on time and on budget in the fall of 2004. Since opening its doors over nine years ago, MTS Centre has acted as a major catalyst in the redevelopment of downtown Winnipeg.

As True North's marquee entertainment facility, MTS Centre boasts excellent sightlines from every seat, superb acoustics for concerts, and the best ambience and amenities for sports of all kinds, including hockey, basketball, curling, lacrosse, and indoor soccer. Along with professional hockey and concerts, MTS Centre has hosted such events as an NBA exhibition game, professional bull-riding, Monster Jam, professional wrestling, and professional indoor soccer exhibitions, among others. Winnipeg's busiest entertainment venue can accommodate up to 17,000 concert-goers and can just as easily be curtained down to create an intimate concert setting for audiences as small as 2,500.

DIRECTIONS

FROM AIRPORT:

While leaving Winnipeg James Armstrong Richardson International Airport, head south on Wellington Avenue and continue as street becomes east for 2.2 kilometers... Turn right onto St. James Street and drive for 2 kilometers... Turn left onto Portage Avenue (signs for Route 85 E/Trans-Canada Highway)... Continue to follow Portage Avenue for approximately 4.4 kilometers... MTS Centre will be on your right hand side.



BUDWEISER KING CLUB & EXCHANGE RESTAURANT

The Budweiser King Club is a premium seating club lounge at MTS Centre located at the north end of the lower bowl. The Budweiser King Club features exclusive bar service and restrooms accessible to spectators with seating in sections 124 to 127 and 223 to 228.

The MTS Centre also features the Exchange Restaurant, which is a full service and fully licensed restaurant located at event level at the northeast corner of the building. The Exchange Restaurant & Beer Market, is open to all patrons prior to, during, and following events at MTS Centre. The menu is catered for event and game day dining, paired perfectly with your favourite Budweiser or Labatt product. Fans attending Winnipeg Jets home games this season are encouraged to hang out with TSN 1290 as they host post game player interviews live from the Exchange Restaurant.



MTS CENTRE SEATING CHART



MTS ICEPLEX

The hockey vision of True North Sports & Entertainment Limited expanded beyond MTS Centre with the development of MTS Iceplex. The project was completed in September of 2010 when the 172,000 square-foot multiplex opened its doors. MTS Iceplex is an advanced hockey facility equipped with four regulation sized ice sheets, training centre, and a licensed restaurant and lounge among other features. The four ice sheets provide over 23,000 of hours of ice time to the Winnipeg and rural hockey community. A crowning achievement for MTS Iceplex occurred early on in the facility's operations as True North Sports & Entertainment Limited hosted the Under-17 World Hockey Challenge at MTS Iceplex in 2011 and set attendance records for the Hockey Canada event.



DIRECTIONS

FROM MTS CENTRE:

Head east on Portage Ave and continue for 14 km... After crossing under the overpass where the Perimeter Hwy meets Portage Ave, continue east until the first intersection... Turn slight right onto the service road that leads to Pointe West Auto Park, MTS Iceplex & Assiniboia Downs... Continue less than 1 km until arriving at MTS Iceplex on the right.



WINNIPEG JETS HOCKEY LEAGUE

The Winnipeg Jets Hockey League (WJHL) is the official adult recreational hockey league of MTS Iceplex. The WJHL is entering its fourth season of operation, previously named the Manitoba Moose Hockey League in its inaugural year. The WJHL offers regularly scheduled games, online recorded stats and standings, four available regulation sized NHL ice sheets, as well as in-game music before each game and during stoppages in play.

The WJHL offers icetime to players aged 18-and-up and offers registration to over 75 teams for the 2013/14 winter hockey season. Spanning all seasons and 12 months of the year, the WJHL also offers spring and summer league seasons. All WJHL divisions bear the names of Winnipeg's hockey ambassadors including Joe Daley, Mike Keane, and Jimmy Roy.

For more information or to inquire about registration in the WJHL, please visit www.thewjhl.com.



FOCUS FITNESS


The 5,500 square-foot facility features the latest in exercise and sports conditioning equipment. Located on the upper level of MTS Iceplex. Focus Fitness prides itself on accommodating athletes from all sports and all levels of fitness and performance.

Focus Fitness features Life Fitness treadmills and their Lemond spin bikes; swiss, medicine and BOSU balls; cable columns, free weights and Olympic lifting platforms; extreme balancing boards, agility ladders, bungee cords and resistance belts; and the Power Plyos TM Trainer. As well, Focus Fitness incorporates proven old school tools and methods like: tractor tires, sleds, climbing ropes and kettle balls to ensure athletes are challenged to improve their total body strength and overall conditioning.



THE PRESS BOX RESTAURANT & SPORTS BAR

The Press Box Restaurant & Sports Bar provides perfect above-the-action sightlines facing the Winnipeg Free Press and Re/Max ice sheets, as well as a licensed bar and full menu restaurant. All of which meaning that the Press Box is a great place to take in the action or the perfect spot after it.



OVERALL RECORD BY OPPONENT

JETS VS.	GP	W	L	OT	GF	GA	PTS
Florida Panthers	79	43	23	13	249	212	99
Tampa Bay Lightning	78	34	27	17	221	248	85
Washington Capitals	79	32	35	12	223	255	76
Carolina Hurricanes	78	28	37	13	127	256	69
Buffalo Sabres	51	29	16	6	153	175	64
New York Rangers	51	26	21	4	143	150	56
New York Islanders	51	21	24	6	150	183	48
Toronto Maple Leafs	49	20	24	5	124	175	45
Boston Bruins	51	19	25	7	150	164	45
New Jersey Devils	51	18	26	7	118	159	43
Ottawa Senators	51	20	29	2	154	196	42
Montreal Canadiens	51	16	29	6	112	158	38
Philadelphia Flyers	51	15	29	7	141	188	37
Pittsburgh Penguins	51	13	33	5	132	182	31
Colorado Avalanche	17	9	5	3	49	48	21
Nashville Predators	16	6	7	3	43	51	15
Anaheim Ducks	14	7	7	0	41	44	14
St. Louis Blues	15	5	7	3	36	47	13
Los Angeles Kings	14	6	8	0	44	53	12
Calgary Flames	13	5	7	1	32	41	11
Columbus Blue Jackets	14	5	8	1	26	35	11
Minnesota Wild	12	5	6	1	30	36	11
Detroit Red Wings	14	4	8	2	41	62	10
Chicago Blackhawks	12	3	6	3	33	40	9
Edmonton Oilers	13	4	8	1	30	45	9
Phoenix Coyotes	16	2	10	4	29	53	8
Dallas Stars	14	3	10	1	33	47	7
Vancouver Canucks	12	3	8	1	28	40	7
San Jose Sharks	14	2	10	2	26	48	6
Totals	1032	403	493	136	2,818	3,404	942

HOME RECORD BY OPPONENT

JETS VS.	GP	W	L	OT	PTS
Tampa Bay Lightning	39	22	8	9	53
Florida Panthers	39	22	9	8	52
Washington Capitals	40	20	16	4	44
Buffalo Sabres	25	17	4	4	38
Carolina Hurricanes	39	10	22	7	27
Boston Bruins	26	12	13	1	25
New York Rangers	25	11	12	2	24
Toronto Maple Leafs	25	11	12	2	24
New York Islanders	26	9	12	5	23
Montreal Canadiens	25	9	12	4	22
Ottawa Senators	25	10	14	1	21
Pittsburgh Penguins	26	9	15	2	20
New Jersey Devils	25	8	14	3	19
Philadelphia Flyers	26	7	15	4	18
Calgary Flames	7	5	1	1	11
Nashville Predators	8	4	1	3	11
Colorado Avalanche	8	3	3	2	8
Los Angeles Kings	7	4	3	0	8
St. Louis Blues	9	3	4	2	8
Anaheim Ducks	7	3	4	0	6
Chicago Blackhawks	7	2	3	2	6
Columbus Blue Jackets	7	3	4	0	6
Phoenix Coyotes	7	2	3	2	6
Dallas Stars	7	2	4	1	5
Edmonton Oilers	6	2	4	0	4
Vancouver Canucks	6	2	4	0	4
Detroit Red Wings	6	2	4	0	4
Minnesota Wild	6	3	3	0	6
San Jose Sharks	7	1	5	1	3
Totals	516	219	227	70	508

ROAD RECORD BY OPPONENT

JETS VS.	GP	W	L	OT	PTS
Florida Panthers	40	21	14	5	47
Carolina Hurricanes	39	18	15	6	42
New York Rangers	26	15	9	2	32
Tampa Bay Lightning	39	12	19	8	32
Washington Capitals	39	12	19	8	32
Buffalo Sabres	26	12	12	2	26
New York Islanders	25	12	12	1	25
New Jersey Devils	26	10	13	3	23
Ottawa Senators	26	10	15	1	21
Toronto Maple Leafs	24	9	12	3	21
Boston Bruins	25	7	12	6	20
Philadelphia Flyers	25	8	14	3	19
Montreal Canadiens	26	7	17	2	16
Colorado Avalanche	9	6	2	1	13
Pittsburgh Penguins	25	4	18	3	11
Anaheim Ducks	7	4	3	0	8
Detroit Red Wings	8	2	4	2	6
Columbus Blue Jackets	7	2	4	1	5
Edmonton Oilers	7	2	4	1	5
St. Louis Blues	6	2	3	1	5
Los Angeles Kings	7	2	5	0	4
Nashville Predators	8	2	6	0	4
Chicago Blackhawks	5	1	3	1	3
Minnesota Wild	6	2	3	1	5
San Jose Sharks	7	1	5	1	3
Vancouver Canucks	6	1	4	1	3
Dallas Stars	7	1	6	0	2
Phoenix Coyotes	9	0	7	2	2
Calgary Flames	6	0	6	0	0
Totals	516	184	266	66	434

OT - Includes Ties (1999-00 to 2003-04), Regulation Ties (1999-00) and Overtime Losses (2000-01 to 2003-04)

ALL-TIME SCORING LEADERS - TOP 50

	PLAYER	GP	G	A	PTS	PIM
1.	Ilya Kovalchuk	594	328	287	615	429
2.	Vyacheslav Kozlov	537	145	271	416	312
3.	Marian Hossa	222	108	140	248	146
4.	Bryan Little	404	99	128	227	125
5.	Tobias Enstrom	402	36	183	219	224
6.	Marc Savard	184	63	133	196	262
7.	Dany Heatley	190	80	101	181	132
8.	Patrik Stefan	414	59	118	177	148
9.	Nik Antropov	261	61	100	161	144
10.	Evander Kane	261	80	79	159	263
11.	Andrew Ladd	211	75	80	155	125
12.	Ray Ferraro	223	56	91	147	245
13.	Todd White	221	43	93	136	84
14.	Dustin Byfuglien	190	40	94	134	199
15.	Rich Peverley	180	49	75	124	89
16.	Jim Slater	475	61	62	123	341
17.	Blake Wheeler	151	43	79	122	97
18.	Andrew Brunette	158	38	71	109	56
19.	Yannick Tremblay	300	33	74	107	144
	Ron Hainsey	346	14	93	107	128
21.	Zach Bogosian	297	34	69	103	237
22.	Frantisek Kaberle	272	20	82	102	110
23.	Bobby Holik	228	41	55	96	255
24.	Andy Sutton	273	21	66	87	474
25.	Donald Audette	78	39	43	82	76
	Niclas Havelid	303	10	72	82	157
27.	Shawn McEachern	128	27	54	81	104
28.	Colby Armstrong	179	41	39	80	142
	Chris Thorburn	427	31	49	80	515
30.	Tony Hrkac	160	27	43	70	26
	Scott Mellanby	140	24	46	70	118
32.	Eric Perrin	159	19	49	68	62
33.	Kyle Wellwood	116	24	38	62	6
34.	Hnat Domenichelli	130	29	32	61	56
	Maxim Afinogenov	82	24	37	61	46
36.	Greg de Vries	164	10	49	59	142
37.	Alexander Burmistrov	194	23	35	58	83
38.	Eric Boulton	377	22	34	56	639
39.	Daniel Tjarnqvist	218	10	43	53	60
40.	Ronald Petrovicky	138	24	27	51	185
	Tomi Kallio	121	22	29	51	38
	Per Svartvadet	247	17	34	51	58
43.	Chris Tamer	339	12	38	50	503
44.	Serge Aubin	140	17	32	49	152
45.	Marty Reasoner	159	18	29	47	60
46.	J.P. Vigier	213	23	23	46	97
	Shean Donovan	144	22	24	46	105
	Niclas Bergfors	79	19	27	46	6
	Garnet Exelby	357	6	40	46	511
50.	Lubos Bartecko	108	20	23	43	38

ALL-TIME LEADERS BY CATEGORY

Games

1. Ilya Kovalchuk	594
2. Vyacheslav Kozlov	537
3. Jim Slater	475
4. Chris Thorburn	427
5. Patrik Stefan	414
6. Bryan Little	404
7. Tobias Enstrom	402
8. Eric Boulton	377
9. Garnet Exelby	357
10. Ron Hainsey	346

Penalty Minutes

1. Eric Boulton	639
2. Jeff Odgers	532
3. Chris Thorburn	515
4. Garnet Exelby	511
5. Chris Tamer	503
6. Andy Sutton	474
7. Denny Lambert	434
8. Ilya Kovalchuk	429
9. Jim Slater	341
10. Vyacheslav Kozlov	312

Multiple-Point Games

1. Ilya Kovalchuk	155
2. Vyacheslav Kozlov	94
3. Marian Hossa	74
4. Bryan Little	50
5. Marc Savard	49
6. Dany Heatley	43
7. Tobias Enstrom	38
8. Dustin Byfuglien	36
9. Nik Antropov	34
10. Andrew Ladd	33
Evander Kane	33

Power Play Points

1. Ilya Kovalchuk	243
2. Vyacheslav Kozlov	180
3. Marian Hossa	109
4. Tobias Enstrom	105
5. Marc Savard	88
6. Dany Heatley	69
7. Todd White	55
8. Yannick Tremblay	54
9. Bryan Little	56
10. Dustin Byfuglien	53

Even-Strength Points

1. Ilya Kovalchuk	366
2. Vyacheslav Kozlov	230
3. Bryan Little	166
4. Patrik Stefan	138
5. Evander Kane	137
6. Marian Hossa	125
7. Andrew Ladd	116
8. Jim Slater	114
9. Nik Antropov	111
10. Dany Heatley	110

Shorthanded Points

1. Eric Perrin	14
Marian Hossa	14
3. Patrik Stefan	10
4. Marty Reasoner	8
5. Rich Peverley	9
Toby Enstrom	6
6. Ilya Kovalchuk	6
Shawn McEachern	6
Brad Larsen	6
J.P. Vigier	6

Goals

1. Ilya Kovalchuk	328
2. Vyacheslav Kozlov	145
3. Marian Hossa	108
4. Bryan Little	99
5. Evander Kane	80
Dany Heatley	80
7. Andrew Ladd	75
8. Marc Savard	63
9. Garnet Exelby	61
Nik Antropov	61

Game-Winning Goals

1. Eric Boulton	40
2. Vyacheslav Kozlov	20
3. Marian Hossa	16
4. Bryan Little	15
5. Rich Peverley	14
6. Evander Kane	13
Dany Heatley	13
8. Andrew Ladd	12
9. Dustin Byfuglien	11
Marc Savard	11

Multiple-Goal Games

1. Ilya Kovalchuk	46
2. Marian Hossa	21
3. Bryan Little	14
4. Evander Kane	13
Dany Heatley	13
6. Vyacheslav Kozlov	12
7. Andrew Ladd	8
8. Blake Wheeler	8
9. Rich Peverley	7
10. Patrik Stefan	6

Power Play Goals

1. Ilya Kovalchuk	115
2. Vyacheslav Kozlov	51
3. Marian Hossa	39
4. Dany Heatley	31
5. Marc Savard	26
6. Bryan Little	27
7. Ray Ferraro	23
8. Todd White	20
9. Nik Antropov	19
10. Tobias Enstrom	17

Even-Strength Goals

1. Ilya Kovalchuk	210
2. Vyacheslav Kozlov	93
3. Bryan Little	70
4. Evander Kane	67
5. Andrew Ladd	57
6. Marian Hossa	57
7. Jim Slater	54
8. Dany Heatley	48
9. Patrik Stefan	47
10. Nik Antropov	42

Shorthanded Goals

1. Marian Hossa	12
2. Brad Larsen	5
Jim Slater	5
4. Colin Stuart	4
5. Andy Sutton	4
Rich Peverley	4

Assists

1. Ilya Kovalchuk	287
2. Vyacheslav Kozlov	271
3. Tobias Enstrom	183
4. Marian Hossa	140
5. Marc Savard	133
6. Bryan Little	128
7. Patrik Stefan	118
8. Dany Heatley	101
9. Nik Antropov	100
10. Dustin Byfuglien	94

Shots

1. Ilya Kovalchuk	2,178
2. Vyacheslav Kozlov	1,211
3. Marian Hossa	910
4. Evander Kane	838
5. Bryan Little	817
6. Dustin Byfuglien	712
7. Jim Slater	687
8. Marc Savard	648
9. Zach Bogosian	635
10. Andrew Ladd	581

Multiple-Assist Games

1. Ilya Kovalchuk	49
2. Ilya Kovalchuk	48
3. Marc Savard	34
4. Tobias Enstrom	29
5. Marian Hossa	25
6. Bryan Little	22
7. Dustin Byfuglien	19
8. Blake Wheeler	18
Ray Ferraro	18
10. Nik Antropov	15
Dany Heatley	15
Patrik Stefan	15

Power Play Assists

1. Ilya Kovalchuk	138
2. Vyacheslav Kozlov	133
3. Tobias Enstrom	88
4. Marian Hossa	70
5. Marc Savard	62
6. Yannick Tremblay	42
7. Frantisek Kaberle	40
8. Dany Heatley	38
9. Todd White	35
10. Dustin Byfuglien	37

Even-Strength Assists

1. Ilya Kovalchuk	156
2. Vyacheslav Kozlov	137
3. Bryan Little	96
4. Patrik Stefan	91
5. Tobias Enstrom	90
6. Evander Kane	70
7. Nik Antropov	69
Marc Savard	69
9. Ron Hainsey	68
Marian Hossa	68

Shorthanded Assists

1. Eric Perrin	11
2. Marty Reasoner	7
Patrik Stefan	7
4. Tobias Enstrom	5
Toby Enstrom	5
6. Steve Guolla	4
Vyacheslav Kozlov	4
Shawn McEachern	4

ALL-TIME LEADERS BY CATEGORY

Points Per Game*

1. Marian Hossa	1.12
2. Marc Savard	1.07
3. Donald Audette	1.05
4. Ilya Kovalchuk	1.04
5. Dany Heatley	0.95
6. Blake Wheeler	0.81
7. Vyacheslav Kozlov	0.77
8. Maxim Afinogenov	0.74
9. Nik Antropov	0.71
10. Andrew Ladd	0.73

Faceoff Wins

1. Patrik Stefan	2,583
2. Bobby Holik	2,468
3. Bryan Little	2,169
4. Jim Slater	2,019
5. Ray Ferraro	1,966

*minimum of 75 games

ALL-TIME LEADERS BY CATEGORY - DEFENSEMEN

Points

1. Tobias Enstrom	219
2. Dustin Byfuglien	134
3. Yannick Tremblay	107
Ron Hainsey	107
5. Zach Bogosian	103
6. Frantisek Kaberle	102
7. Andy Sutton	87
8. Nicolas Havelid	82
9. Greg DeVries	59
10. Daniel Tjarnqvist	53

Games

1. Tobias Enstrom	402
2. Garnet Exelby	357
3. Ron Hainsey	346
4. Chris Tamer	339
5. Nicolas Havelid	303
6. Yannick Tremblay	300
7. Zach Bogosian	297
8. Andy Sutton	273
9. Frantisek Kaberle	272
10. Daniel Tjarnqvist	218

ALL-TIME GOALTENDING LEADERS

Games

1. Ondrej Pavelec	231
2. Kari Lehtonen	204
3. Johan Hedberg	137
Pasi Nurminen	125
5. Milan Hnilicka	117
6. Damian Rhodes	81
7. Chris Mason	53
8. Norm Maracle	46
9. Byron Dafe	35

Goals-Against Average*

1. Pasi Nurminen	2.87
Kari Lehtonen	2.87
3. Ondrej Pavelec	2.95
4. Johan Hedberg	3.08
5. Chris Mason	3.09

*minimum of 25 games

Goals Per Game*

1. Ilya Kovalchuk	0.55
2. Donald Audette	0.50
3. Marian Hossa	0.49
4. Dany Heatley	0.42
5. Andrew Ladd	0.36
6. Marc Savard	0.34
7. Evander Kane	0.31
8. Maxim Afinogenov	0.29
9. Blake Wheeler	0.28
10. Rich Peverley	0.27
Vyacheslav Kozlov	0.27

Shifts

1. Ilya Kovalchuk	12,753
2. Vyacheslav Kozlov	11,670
3. Tobias Enstrom	10,543
4. Ron Hainsey	8,862
5. Garnet Exelby	8,764

Goals

1. Dustin Byfuglien	40
2. Toby Enstrom	36
3. Zach Bogosian	34
4. Yannick Tremblay	33
5. Andy Sutton	21
6. Frantisek Kaberle	20
7. Ron Hainsey	14
8. Chris Tamer	12
Steve McCarthy	12
10. Steve Staios	11

Penalty Minutes

1. Garnet Exelby	511
2. Chris Tamer	503
3. Andy Sutton	474
4. Zach Bogosian	237
5. Tobias Enstrom	224
6. Boris Valabik	210
7. Steve Staios	203
8. Dustin Byfuglien	199
9. Nicolas Havelid	184
10. Mark Stuart	175

Assists Per Game*

1. Marc Savard	0.72
2. Marian Hossa	0.63
3. Donald Audette	0.55
4. Dany Heatley	0.53
5. Blake Wheeler	0.52
6. Vyacheslav Kozlov	0.50
7. Dustin Byfuglien	0.49
8. Ilya Kovalchuk	0.48
9. Tobias Enstrom	0.46
10. Andrew Brunette	0.45
Maxim Afinogenov	0.45

Average Time On Ice*

1. Dustin Byfuglien	23:50
2. Tobias Enstrom	23:29
3. Nicolas Havelid	22:52
4. Frantisek Kaberle	22:25
5. Greg De Vries	22:07

Assists

1. Tobias Enstrom	183
2. Dustin Byfuglien	94
3. Ron Hainsey	93
4. Frantisek Kaberle	82
5. Yannick Tremblay	74
6. Nicolas Havelid	72
7. Zach Bogosian	69
8. Andy Sutton	66
9. Greg De Vries	49
10. Daniel Tjarnqvist	43

Overtime Losses/Ties

1. Ondrej Pavelec	28
2. Milan Hnilicka	20
3. Pasi Nurminen	18
4. Kari Lehtonen	17
5. Johan Hedberg	14

Shutouts

1. Kari Lehtonen	14
2. Ondrej Pavelec	10
3. Milan Hnilicka	5
Pasi Nurminen	5
5. Johan Hedberg	4

Save Percentage*

1. Kari Lehtonen912
2. Ondrej Pavelec907
3. Pasi Nurminen904
4. Milan Hnilicka901
5. Johan Hedberg900

LONGEST POINT-SCORING STREAKS

Player	Games	Season	Dates	Total Points (Goals, Assists)
Marian Hossa	11	2006-07	2/17-3/12	18 (7 goals, 11 assists)
Ilya Kovalchuk	10	2007-08	12/27-1/15	16 (8 goals, 8 assists)
Ilya Kovalchuk	10	2009-10	12/10-12/28	15 (7 goals, 8 assists)
Vyacheslav Kozlov	9	2005-06	10/25-11/12	14 (3 goals, 11 assists)
Marc Savard	9	2005-06	12/26-1/11	14 (5 goals, 9 assists)
Todd White	9	2008-09	3/6-3/21	10 (3 goals, 7 assists)
Ilya Kovalchuk	8	2005-06	12/30-1/13	18 (11 goals, 7 assists)
Ilya Kovalchuk	8	2006-07	10/14-10/30	15 (9 goals, 6 assists)
Evander Kane	8	2011-12	2/16-3/1	14 (7 goals, 7 assists)
Marc Savard	8	2002-03	3/22-4/5	14 (5 goals, 9 assists)
Peter Bondra	8	2005-06	11/1-11/18	14 (7 goals, 7 assists)
Marian Hossa	8	2006-07	11/1-11/7	14 (6 goals, 8 assists)
Toby Enstrom	8	2012-13	1/22-2/7	12 (2 goals, 10 assists)
Vyacheslav Kozlov	8	2008-09	3/8-3/21	12 (4 goals, 8 assists)
Rich Peverley	8	2009-10	10/16-11/3	12 (5 goals, 7 assists)
Marc Savard	8	2005-06	3/30-4/13	11 (2 goals, 9 assists)
Todd White	8	2008-09	12/12-12/28	11 (5 goals, 6 assists)
Evander Kane	8	2012-13	2/12-2/26	10 (6 goals, 4 assists)
Ilya Kovalchuk	8	2003-04	11/25-12/10	8 (3 goals, 5 assists)
Andrew Ladd	7	2012-13	4/4-4/20	14 (4 goals, 10 assists)
Dustin Byfuglien	7	2011-12	2/16-2/27	13 (2 goals, 11 assists)
Bryan Little	7	2011-12	11/29-12/13	9 (5 goals, 4 assists)

*7-game point streak achieved 15 other times in franchise history by players no longer on the Jets' roster; 6 times by Ilya Kovalchuk

LONGEST GOAL-SCORING STREAKS

Player	Games	Season	Dates	Goals
Ilya Kovalchuk	7	2005-06	1/1-1/13	11
Ilya Kovalchuk	6	2008-09	2/8-2/19	9
Ilya Kovalchuk	6	2006-07	10/21-10/30	8
Ilya Kovalchuk	5	2005-06	4/1-4/8	6
Maxim Afinogenov	5	2009-10	11/12-11/21	6
Vyacheslav Kozlov	5	2003-04	12/3-12/12	5
Ilya Kovalchuk	5	2008-09	3/21-4/1	5
Bryan Little	4	2008-09	12/23-12/30	7
Nik Antropov	4	2009-10	12/16-12/21	5
Nik Antropov	4	2009-10	3/14-3/20	5
Andrew Ladd	4	2010-11	2/13-2/23	5
Evander Kane	4	2012-13	2/21-2/26	5
Nik Antropov	4	2011-12	3/14-3/30	4
Blake Wheeler	4	2011-12	3/1-3/9	4
Bryan Little	4	2011-12	12/6-12/13	4
Bryan Little	4	2008-09	2/15-2/21	4

*4-game goal streak achieved 22 other times in franchise history by players no longer on the Jets' roster; 12 times by Ilya Kovalchuk

LONGEST ASSIST STREAKS

Player	Games	Season	Dates	Assists
Todd White	8	2007-08	12/27-1/10	8
Dustin Byfuglien	7	2011-12	2/16-2/27	11
Andrew Ladd	7	2012-13	4/4-4/20	10
Vyacheslav Kozlov	7	2005-06	10/29-11/12	10
Todd White	7	2008-09	2/15-2/28	8
Marc Savard	6	2005-06	11/9-11/19	14
Vyacheslav Kozlov	6	2002-03	3/28-4/6	10
Dany Heatley	6	2002-03	11/23-12/6	9
Tobias Enstrom	6	2009-10	12/12-12/21	9
Donald Audette	6	2000-01	10/7-10/21	7
Marc Savard	6	2003-04	12/1-12/12	7
Colby Armstrong	6	2008-09	3/21-4/3	7
Ilya Kovalchuk	6	2009-10	12/10-12/19	6
Blake Wheeler	5	2011-12	2/16-2/23	11
Nik Antropov	5	2009-10	10/22-11/3	8
Tobias Enstrom	5	2010-11	11/21-11/30	5
Evander Kane	5	2012-13	1/22-1/31	5

*5-game assist streak achieved 11 other times in franchise history by players no longer on the Jets' roster

SINGLE SEASON LEADERS BY CATEGORY

Points	Goals	Assists
1. Marian Hossa.....100 (2006-07)	1. Ilya Kovalchuk.....52 (2007-08)	1. Marc Savard.....69 (2005-06)
2. Ilya Kovalchuk.....98 (2005-06)	2. Ilya Kovalchuk.....52 (2005-06)	2. Marian Hossa.....57 (2006-07)
3. Marc Savard.....97 (2005-06)	3. Ilya Kovalchuk.....43 (2008-09)	3. Marian Hossa.....53 (2005-06)
4. Marian Hossa.....92 (2005-06)	4. Marian Hossa.....43 (2006-07)	4. Vyacheslav Kozlov.....52 (2006-07)
5. Ilya Kovalchuk.....91 (2008-09)	5. Ilya Kovalchuk.....42 (2006-07)	5. Todd White.....51 (2008-09)
Penalty Minutes	Shots	Shooting Percentage**
1. Jeff Odgers.....226 (2000-01)	1. Dustin Byfuglien.....347 (2010-11)	1. Andrew Brunette.....21.5 (1999-00)
2. Denny Lambert.....219 (1999-00)	2. Ilya Kovalchuk.....341 (2003-04)	2. Kyle Wellwood.....19.4 (2009-10)
3. Denny Lambert.....215 (2000-01)	3. Marian Hossa.....341 (2005-06)	3. Ilya Kovalchuk.....18.4 (2007-08)
4. Francis Lessard.....181 (2003-04)	4. Marian Hossa.....340 (2006-07)	4. Bryan Little.....18.0 (2008-09)
5. Eric Boulton.....176 (2008-09)	5. Ilya Kovalchuk.....336 (2006-07)	5. Tony Hrkac.....17.8 (2001-02)
Average Ice Time*	Plus/Minus Rating	Game-Winning Goals
1. Nicolas Havelid.....25:16 (2006-07)	1. Marian Hossa.....+18 (2006-07)	1. Vyacheslav Kozlov.....8 (2006-07)
2. Tobias Enstrom.....24:28 (2007-08)	2. Marian Hossa.....+17 (2005-06)	2. Rich Peverley.....7 (2009-10)
3. Nicolas Havelid.....24:25 (2005-06)	3. Rich Peverley.....+16 (2008-09)	Ilya Kovalchuk.....7 (2006-07)
4. Dustin Byfuglien.....24:24 (2012-13)	4. Tobias Enstrom.....+14 (2008-09)	Ilya Kovalchuk.....7 (2005-06)
5. Dustin Byfuglien.....24:06 (2011-12)	Vyacheslav Kozlov.....+14 (2005-06)	Marian Hossa.....7 (2005-06)
Multiple-Point Games	Multiple-Goal Games	Multiple-Assist Games
1. Marian Hossa.....32 (2006-07)	1. Marian Hossa.....10 (2006-07)	1. Marc Savard.....21 (2005-06)
2. Ilya Kovalchuk.....27 (2008-09)	2. Ilya Kovalchuk.....10 (2005-06)	2. Marian Hossa.....13 (2005-06)
3. Ilya Kovalchuk.....26 (2005-06)	Dany Heatley.....10 (2002-03)	3. Marian Hossa.....12 (2006-07)
Marc Savard.....26 (2005-06)	4. Ilya Kovalchuk.....8 (2007-08)	Vyacheslav Kozlov.....12 (2006-07)
5. Marian Hossa.....25 (2005-06)	5. Evander Kane.....7 (2011-12)	Vyacheslav Kozlov.....12 (2002-03)
Dany Heatley.....25 (2002-03)	Marian Hossa.....7 (2005-06)	
Power Play Points	Power Play Goals	Power Play Assists
1. Ilya Kovalchuk.....56 (2005-06)	1. Ilya Kovalchuk.....27 (2005-06)	1. Marc Savard.....36 (2005-06)
2. Marc Savard.....48 (2005-06)	2. Dany Heatley.....19 (2002-03)	2. Vyacheslav Kozlov.....31 (2008-09)
3. Marian Hossa.....44 (2006-07)	3. Ilya Kovalchuk.....18 (2006-07)	3. Vyacheslav Kozlov.....29 (2006-07)
4. Vyacheslav Kozlov.....43 (2008-09)	4. Marian Hossa.....17 (2006-07)	Ilya Kovalchuk.....29 (2005-06)
5. Marian Hossa.....39 (2005-06)	5. Ilya Kovalchuk.....16 (2007-08)	5. Marian Hossa.....27 (2006-07)
Ilya Kovalchuk.....16 (2003-04)		
Even-Strength Points	Even-Strength Goals	Even-Strength Assists
1. Ilya Kovalchuk.....55 (2007-08)	1. Ilya Kovalchuk.....34 (2007-08)	1. Blake Wheeler.....38 (2011-12)
2. Ilya Kovalchuk.....54 (2008-09)	2. Ilya Kovalchuk.....31 (2008-09)	2. Marc Savard.....31 (2005-06)
3. Marian Hossa.....52 (2006-07)	3. Ilya Kovalchuk.....29 (2002-03)	3. Nik Antropov.....30 (2009-10)
4. Ilya Kovalchuk.....52 (2003-04)	4. Ilya Kovalchuk.....25 (2005-06)	Ray Ferraro.....30 (2000-01)
5. Blake Wheeler.....49 (2011-12)	5. Evander Kane.....24 (2011-12)	5. Todd White.....29 (2008-09)
Dany Heatley.....49 (2002-03)	Ilya Kovalchuk.....24 (2006-07)	Marian Hossa.....29 (2006-07)
	Ilya Kovalchuk.....24 (2003-04)	Vyacheslav Kozlov.....29 (2005-06)
Shorthanded Points	Shorthanded Goals	Dany Heatley.....29 (2001-02)
1. Eric Perrin.....10 (2007-08)	1. Marian Hossa.....7 (2005-06)	Shorthanded Assists
2. Marian Hossa.....8 (2005-06)	2. Chris Thorburn.....3 (2009-10)	1. Eric Perrin.....8 (2007-08)
3. Marty Reasoner.....6 (2008-09)	Colin Stuart.....3 (2008-09)	2. Marty Reasoner.....5 (2008-09)
4. Rich Peverley.....5 (2009-10)	Pascal Dupuis.....3 (2007-08)	3. Shawn McEachern.....4 (2003-04)
Shawn McEachern.....5 (2003-04)	Marian Hossa.....3 (2006-07)	4. Rich Peverley.....3 (2009-10)
	Brad Larsen.....3 (2005-06)	5. Steve Guolla.....3 (2000-01)
	Shean Donovan.....3 (2000-01)	

* minimum 55 games played

** minimum 10 goals scored

SINGLE SEASON GOALTENDING LEADERS BY CATEGORY

Games Played	Wins	Shutouts
1. Ondrej Pavelec.....68 (2011-12)	1. Kari Lehtonen.....34 (2006-07)	1. Ondrej Pavelec.....4 (2011-12)
Kari Lehtonen.....68 (2006-07)	2. Ondrej Pavelec.....29 (2011-12)	2. Ondrej Pavelec.....4 (2010-11)
2. Pasi Nurminen.....64 (2003-04)	3. Pasi Nurminen.....25 (2003-04)	Kari Lehtonen.....4 (2007-08)
3. Milan Hnilicka.....60 (2001-02)	4. Ondrej Pavelec.....21 (2012-13)	Kari Lehtonen.....4 (2006-07)
4. Ondrej Pavelec.....58 (2010-11)	Ondrej Pavelec.....21 (2010-11)	5. (4 goalies have recorded 3 shutouts)
	Johan Hedberg.....21 (2009-10)	
	Pasi Nurminen.....21 (2002-03)	
Minutes	Goals-Against Average*	Save Percentage*
1. Kari Lehtonen.....3,934 (2006-07)	1. Johan Hedberg.....2.62 (2009-10)	1. Kari Lehtonen......916 (2007-08)
2. Ondrej Pavelec.....3,932 (2011-12)	2. Ondrej Pavelec.....2.73 (2010-11)	2. Johan Hedberg......915 (2009-10)
3. Pasi Nurminen.....3,738 (2003-04)	3. Pasi Nurminen.....2.77 (2003-04)	3. Ondrej Pavelec......914 (2010-11)
4. Milan Hnilicka.....3,367 (2001-02)	4. Kari Lehtonen.....2.79 (2006-07)	4. Kari Lehtonen......912 (2006-07)
5. Ondrej Pavelec.....3,225 (2010-11)	5. Ondrej Pavelec.....2.80 (2012-13)	5. Kari Lehtonen......911 (2008-09)

* Minimum 25 games

** Minimum 100 shots

ALL-TIME HAT TRICKS
JETS (32)

Date	Player	Opponent	Points	Result	All-Time Record
12/18/10	Eric Boulton	New Jersey	3-0-3	W 7-1	26-3-3
10/15/10	Anthony Stewart	at Anaheim	3-0-3	SOW 5-4	25-3-3
2/15/09	Ilya Kovalchuk	at Anaheim	3-1-4	W 8-4	24-3-3
12/26/08	Bryan Little	Carolina	3-0-3	L 4-5	23-3-3
3/13/08	Ilya Kovalchuk	Calgary	3-1-4	W 6-4	23-2-3
1/15/08	Marian Hossa	at Detroit	3-0-3	W 5-1	22-2-3
11/3/07	Ilya Kovalchuk	at Tampa Bay	3-1-4	W 6-4	21-2-3
11/1/07	Ilya Kovalchuk	at Ottawa	3-0-3	L 4-6	20-2-3
1/16/07	Marian Hossa	Los Angeles	3-0-3	W 6-2	20-1-3
11/30/06	Marian Hossa	Toronto	3-1-4	W 5-0	19-1-3
11/8/06	Vyacheslav Kozlov	Ottawa	3-0-3	W 5-4	18-1-3
11/6/06	Ilya Kovalchuk	Boston	3-1-4	W 5-3	17-1-3
10/23/06	Ilya Kovalchuk	at Florida	3-1-4	W 6-3	16-1-3
1/6/06	Ilya Kovalchuk	Pittsburgh	3-0-3	W 6-4	15-1-3
1/2/06	Slava Kozlov	Ottawa	3-1-4	W 8-3	14-1-3
12/9/05	Ronald Petrovicky	Columbus	3-0-3	W 5-2	13-1-3
11/11/05	Ilya Kovalchuk	Tampa Bay	4-0-4	W 5-2	12-1-3
10/23/03	Ilya Kovalchuk	Nashville	3-0-3	W 4-2	11-1-3
10/18/03	Ilya Kovalchuk	Chicago	3-0-3	W 7-2	10-1-3
4/6/03	Kamil Pirok	Tampa Bay	3-1-4	W 6-2	9-1-3
1/25/03	Dany Heatley	at NY Rangers	3-0-3	W 4-1	8-1-3
1/13/03	Dany Heatley	at Philadelphia	3-0-3	W 7-4	7-1-3
12/6/02	Ilya Kovalchuk	at Washington	3-2-5	OTL 6-7	6-1-3
10/12/02	Shawn McEachern	Florida	3-0-3	OTL 4-5	6-1-2
1/19/02	Pascal Rheaume	at Florida	4-1-5	W 6-1	6-1-1
2/13/01	Ray Ferraro	Buffalo	3-0-3	W 5-4	5-1-1
12/9/00	Donald Audette	at NY Islanders	3-1-4	W 5-2	4-1-1
12/4/00	Ray Ferraro	Boston	3-0-3	W 5-4	3-1-1
11/29/00	Shean Donovan	Detroit	3-0-3	L 4-6	2-1-1
11/4/00	Tomi Kallio	at Boston	3-1-4	W 8-3	2-0-1
10/21/00	Donald Audette	at Ottawa	3-1-4	T 6-6	1-0-1
11/22/99	Dean Sylvester	Vancouver	3-1-4	W 6-3	1-0-0

OPPONENTS (43)

Date	Player	Opponent	Points	Results	All-Time Record
4/7/12	Teddy Purcell	Tampa Bay	3-0-3	OTL 3-4	1-39-3
3/20/12	James Neal	at Pittsburgh	3-1-4	L 4-8	1-39-2
1/4/12	Lars Eller	at Montreal	4-1-5	L 3-7	1-38-2
11/10/11	Kris Versteeg	Florida	3-1-4	L 2-5	1-37-2
3/12/11	Ville Leino	at Philadelphia	3-0-3	W 5-4	1-36-2
2/19/11	Taylor Hall	at Edmonton	3-0-3	L 3-5	0-36-2
12/2/10	Sidney Crosby	at Pittsburgh	3-0-0	L 2-3	0-35-2
11/13/10	Evgeni Malkin	Pittsburgh	3-1-4	L 2-4	0-34-2
10/30/10	Jay McClement	at St. Louis	3-0-3	L 3-4	0-33-2
10/23/10	Alexander Semin	at Washington	3-0-3	L 3-4	0-32-2
10/22/10	Steven Stamkos	Tampa Bay	3-1-4	L 2-5	0-31-2
1/21/10	Eric Staal	Carolina	3-0-3	L 2-5	0-30-2
12/10/09	Daniel Sedin	at Vancouver	3-0-3	L 2-4	0-29-2
12/3/09	Matt Moulson	NY Islanders	3-0-3	L 1-4	0-28-2
12/26/08	Eric Staal	Carolina	3-0-3	L 4-5	0-27-2
10/25/08	Milan Lucic	at Boston	3-1-4	L 4-5	0-26-2
1/18/08	Drew Stafford	at Buffalo	3-2-5	L 1-10	0-25-2
1/18/08	Derek Roy	at Buffalo	3-1-4	L 1-10	0-24-2
3/23/07	Jonathan Cheechoo	San Jose	3-1-4	L 1-5	0-23-2
12/15/07	Alexander Ovechkin	Washington	3-0-3	L 2-3	0-22-2
12/7/06	Vincent Lecavalier	at Tampa Bay	3-2-5	L 0-8	0-21-2
1/19/06	Luc Robitaille	at Los Angeles	3-0-3	L 6-8	0-20-2
11/5/05	Simon Gagne	at Philadelphia	3-1-4	L 3-4	0-19-2
10/14/05	Jeff O'Neill	Toronto	3-1-4	L 1-9	0-18-2
2/16/04	Miroslav Satan	at Buffalo	4-0-4	L 2-7	0-17-2
1/16/04	Jeff O'Neill	Carolina	3-0-3	L 3-4	0-16-2
11/7/03	David Vyborny	at Columbus	3-0-3	L 2-4	0-15-2
1/11/03	Jason Blake	at NY Islanders	3-1-4	L 3-7	0-14-2

ALL-TIME HAT TRICKS (CONT.)
OPPONENTS (43)

Date	Player	Opponent	Points	Result	All-Time Record
1/2/03	Marian Hossa	at Ottawa	4-1-5	L 1-8	0-13-2
12/23/02	Alexander Mogilny	at Toronto	3-1-4	L 1-5	0-12-2
4/3/02	Steve Reinprecht	at Colorado	3-1-4	L 0-6	0-11-2
1/8/02	Jiri Dopita	at Philadelphia	4-1-5	L 4-7	0-10-2
12/21/01	Erik Cole	at Carolina	3-0-3	OTL 4-5	0-9-2
11/18/01	Eric Lindros	at NY Rangers	3-1-4	L 2-6	0-9-1
11/13/01	Marian Gaborik	at Minnesota	3-0-3	L 2-4	0-8-1
3/16/01	Tyler Wright	Columbus	3-0-3	L 0-3	0-7-1
3/14/01	Martin Havlat	at Ottawa	3-1-4	L 1-8	0-6-1
2/21/01	Shane Willis	at Carolina	3-0-3	L 3-6	0-5-1
2/10/01	Pavel Bure	Florida	4-1-5	L 3-7	0-4-1
12/15/00	Pierre Turgeon	St. Louis	3-0-3	L 3-6	0-3-1
10/21/00	Andreas Dackell	at Ottawa	3-0-3	T 6-6	0-2-1
3/13/00	Ryan Smyth	Edmonton	3-0-3	L 0-3	0-2-0
1/24/00	Petr Nedved	NY Rangers	3-0-3	L 3-6	0-1-0

ALL-TIME SHUTOUTS
JETS (56)

Date	Player	Opponent	Saves	Score
2/9/13	Al Montoya	at Ottawa	33	1-0
3/1/12	Ondrej Pavelec	Florida	33	7-0
1/16/12	Chris Mason	at Ottawa	25	2-0
12/29/11	Chris Mason	Los Angeles	31	1-0
12/22/11	Ondrej Pavelec	Montreal	27	4-0
12/1/11	Ondrej Pavelec	Phoenix	33	1-0
11/3/11	Ondrej Pavelec	at NY Islanders	34	3-0
4/7/11	Ondrej Pavelec	at NY Rangers	29	3-0
3/31/11	Chris Mason	at Philadelphia	43	1-0
1/26/11	Ondrej Pavelec	Washington	36	1-0
11/26/10	Ondrej Pavelec	Montreal	25	3-0
11/19/10	Ondrej Pavelec	Washington	29	5-0
4/10/10	Johan Hedberg	Pittsburgh	33	1-0
3/27/10	Johan Hedberg	at Carolina	34	4-0
11/28/09	Johan Hedberg	Philadelphia	34	1-0
11/25/09	Ondrej Pavelec	at Detroit	40	2-0
11/13/09	Ondrej Pavelec	Los Angeles	38	7-0
3/10/09	Kari Lehtonen	at Colorado	35	3-0
3/6/09	Kari Lehtonen	Montreal	25	2-0
1/8/09	Kari Lehtonen	at New Jersey	29	4-0
3/31/08	Kari Lehtonen	at Tampa Bay	36	2-0
2/2/08	Kari Lehtonen	at Washington	36	2-0
12/29/07	Kari Lehtonen	Boston	26	5-0
12/1/07	Kari Lehtonen	at NY Islanders	33	4-0
11/16/07	Johan Hedberg	at Carolina	31	3-0
11/30/06	Kari Lehtonen	Toronto	36	5-0
11/25/06	Kari Lehtonen	Florida	37	1-0
10/9/06	Kari Lehtonen	at Tampa Bay	34	1-0
10/7/06	Kari Lehtonen	Florida	36	5-0
3/20/06	Kari Lehtonen	Buffalo	20	5-0
1/13/06	Kari Lehtonen	St. Louis	37	2-0
12/26/05	Michael Garnett	Montreal	36	4-0
12/23/05	Michael Garnett	at New Jersey	29	1-0
11/12/05	Dunham/Berkhoel	at Carolina	5/14	9-0
11/9/05	Mike Dunham	Pittsburgh	26	5-0
3/27/04	Kari Lehtonen	at Florida	30	3-0
3/15/04	Pasi Nurminen	Carolina	31	1-0
11/23/03	Pasi Nurminen	Phoenix	21	1-0

ALL-TIME SHUTOUTS (CONT.)
JETS (56)

Date	Player	Opponent	Saves	Score
10/16/03	Pasi Nurminen	at NY Rangers	29	0-0
1/15/03	Pasi Nurminen	Montreal	23	1-0
12/16/02	Pasi Nurminen	Toronto	30	1-0
3/12/02	Milan Hnilicka	Colorado	23	2-0
1/11/02	Milan Hnilicka	Calgary	37	1-0
10/26/01	Milan Hnilicka	Washington	37	1-0
3/22/01	Milan Hnilicka	at Tampa Bay	29	2-0
11/15/00	Milan Hnilicka	Nashville	37	1-0
1/14/00	Norm Maracle	Philadelphia	26	1-0
10/14/99	Damian Rhodes	at NY Islanders	20	2-0
12/16/02	Pasi Nurminen	Toronto	30	1-0
3/12/02	Milan Hnilicka	Colorado	23	2-0
1/11/02	Milan Hnilicka	Calgary	37	1-0
10/26/01	Milan Hnilicka	Washington	37	1-0
3/22/01	Milan Hnilicka	at Tampa Bay	29	2-0
11/15/00	Milan Hnilicka	Nashville	37	1-0
1/14/00	Norm Maracle	Philadelphia	26	1-0
10/14/99	Damian Rhodes	at NY Islanders	20	2-0

OPPONENTS (77)

Date	Player	Opponent	Saves	Score
3/28/13	Tomas Vokoun	at Pittsburgh	20	4-0
3/21/13	Braden Holtby	vs. Washington	20	4-0
3/2/13	Braden Holtby	vs. Washington	35	3-0
2/5/12	Carey Price	at Montreal	23	3-0
1/24/12	Henrik Lundqvist	at NY Rangers	22	3-0
1/12/12	Antti Niemi	San Jose	24	2-0
1/5/12	Jonas Gustavsson	at Toronto	24	4-0
12/15/11	Michal Neuvirth	Washington	26	1-0
11/6/11	Martin Biron	at NY Rangers	23	3-0
10/29/11	Dwayne Roloson	at Tampa Bay	28	1-0
11/4/10	Mathieu Garon	Columbus	25	3-0
4/6/10	Martin Brodeur	New Jersey	19	3-0
3/23/10	Tuukka Rask	Boston	27	4-0
1/18/10	Tomas Vokoun	at Florida	27	1-0
12/30/09	Tuukka Rask	at Boston	18	4-0
1/31/09	Cam Ward	at Carolina	19	2-0
1/27/09	Marty Turco	at Dallas	25	2-0
11/22/08	Steve Mason	Columbus	15	2-0
10/28/08	Antero Niittymäki	Philadelphia	24	7-0
10/16/08	Martin Brodeur	New Jersey	25	1-0
1/22/08	Henrik Lundqvist	at NY Rangers	14	4-0
12/26/07	Pascal Leclaire	at Columbus	21	2-0
12/14/07	Vesa Toskala	Toronto	24	4-0
11/24/07	Marc-Andre Fleury	at Pittsburgh	28	5-0
11/23/07	Martin Brodeur	New Jersey	22	3-0
10/25/07	Dan Ellis	at Nashville	20	3-0
10/16/07	Martin Biron	at Philadelphia	31	4-0
10/11/07	Ryan Miller	at Buffalo	20	6-0
12/16/06	Rick DiPietro	at NY Islanders	37	6-0
12/7/06	Marc Denis	at Tampa Bay	21	8-0
1/21/06	John Grahame	Tampa Bay	20	2-0
12/1/05	Mikael Tellqvist	Toronto	28	4-0
10/20/05	John Grahame	Tampa Bay	15	6-0
10/12/05	Yann Danis	Montreal	32	2-0
10/5/05	Roberto Luongo	at Florida	34	2-0
3/26/04	Scott Clemmensen	New Jersey	18	5-0
3/9/04	Mike Dunham	NY Rangers	25	2-0
1/24/04	Rick DiPietro	NY Islanders	25	3-0
12/16/03	Maxime Ouellet	Washington	37	5-0
12/18/03	Martin Brodeur	New Jersey	15	3-0

ALL-TIME SHUTOUTS (CONT.)
OPPONENTS (77)

Date	Player	Opponent	Saves	Score
11/15/03	Jeff Hackett	at Philadelphia	24	4-0
10/16/03	Mike Dunham	at NY Rangers	30	0-0
2/25/03	Dan Cloutier	at Vancouver	23	8-0
2/19/03	John Grahame	at Tampa Bay	27	2-0
12/28/02	John Grahame	Boston	29	1-0
12/14/02	Brent Johnson	at St. Louis	32	4-0
12/8/02	Tommy Salo	Edmonton	15	3-0
11/7/02	Jocelyn Thibault	at Chicago	17	5-0
10/29/02	Felix Potvin	Los Angeles	25	4-0
4/3/02	Patrick Roy	at Colorado	24	6-0
3/8/02	Byron Dafee	Boston	21	3-0
2/12/02	Brent Johnson	at St. Louis	11	3-0
1/30/02	Curtis Joseph	Toronto	17	6-0
1/22/02	Olie Kolzig	Washington	27	3-0
11/10/01	Olie Kolzig	at Washington	34	3-0
11/8/01	Martin Biron	at Buffalo	16	8-0
11/4/01	J-S Giguere	at Anaheim	24	5-0
4/5/01	Manny Legace	at Detroit	16	4-0
3/30/01	Dominik Hasek	at Buffalo	30	4-0
3/26/01	Dominik Hasek	Buffalo	19	4-0
3/16/01	Ron Tugnutt	at Columbus	34	3-0
2/23/01	Jocelyn Thibault	at Chicago	27	1-0
1/12/01	Mathieu Garon	Montreal	24	3-0
12/11/00	Martin Brodeur	at New Jersey	19	4-0
11/23/00	Mathieu Garon	Montreal	25	6-0
3/31/00	Martin Brodeur	at New Jersey	22	6-0
3/13/00	Tommy Salo	at Edmonton	24	3-0
3/10/00	Martin Brodeur	New Jersey	19	9-0
2/29/00	Glenn Healy	Toronto	14	4-0
2/11/00	Steve Shields	San Jose	24	3-0
1/8/00	Olie Kolzig	Washington	20	3-0
12/30/99	Tomas Vokoun	at Nashville	25	6-0
12/15/99	Olie Kolzig	at Washington	18	4-0
12/8/99	Jamie Storr	at Los Angeles	21	4-0
11/27/99	Trevor Kidd	at Florida	24	3-0
11/19/99	Martin Biron	Buffalo	18	4-0
10/27/99	Curtis Joseph	at Toronto	16	4-0

ALL-TIME PENALTY SHOTS
JETS (28 chances/8 goals)

Date	Player	Opponent	Goaltender	Results
4/22/13	Evander Kane	at Buffalo	Jhonas Enroth	No Goal
3/26/12	Kyle Wellwood	Ottawa	Craig Anderson	No Goal
1/10/12	Chris Thorburn	at Boston	Tuukka Rask	No Goal
11/3/11	Evander Kane	at NY Islanders	Rick DiPietro	No Goal
10/15/10	Nik Antropov	at Phoenix	Mike Smith	No Goal
3/19/11	Evander Kane	at Buffalo	Ryan Miller	No Goal
12/11/10	Evander Kane	at NY Islanders	Rick DiPietro	No Goal
10/8/10	Evander Kane	Washington	Michal Neuvirth	Goal
3/23/10	Colby Armstrong	Boston	Tuukka Rask	No Goal
10/29/09	Jim Slater	Washington	Semyon Varlamov	No Goal
3/1/08	Ilya Kovalchuk	at Boston	Tim Thomas	Goal
2/28/08	Eric Perrin	NY Islanders	Rick DiPietro	Goal
2/1/07	Marian Hossa	NY Islanders	Mike Dunham	No Goal
1/20/07	Marian Hossa	at NY Rangers	Henrik Lundqvist	No Goal
1/6/07	J.P. Vigier	at Washington	Olie Kolzig	No Goal
10/21/06	Marian Hossa	Florida	Alex Auld	Goal
4/15/06	Marc Savard	Boston	Tim Thomas	No Goal
4/8/06	Jim Slater	Carolina	Martin Gerber	No Goal
4/1/06	Marc Savard	Carolina	Cam Ward	Goal
1/13/06	Marian Hossa	St. Louis	Curtis Sanford	No Goal
12/17/05	Marian Hossa	Florida	Roberto Luongo	No Goal
12/15/05	Marian Hossa	at New Jersey	Martin Brodeur	No Goal

ALL-TIME PENALTY SHOTS (CONT.)
JETS (28 chances/8 goals)

Date	Player	Team	Goaltender	Results
10/25/05	Patrik Stefan	at NY Islanders	Rick DiPietro	No Goal
11/5/03	Patrik Stefan	at Buffalo	Martin Biron	Goal
3/29/03	Dany Heatley	at Nashville	Tomas Vokoun	No Goal
4/12/02	Tony Hrkac	at Columbus	Marc Denis	Goal
1/11/02	Jeff Cowan	Calgary	Roman Turek	No Goal
2/21/01	Ray Ferraro	at Carolina	Arturs Irbe	Goal

OPPONENTS (33 chances/13 goals)

Date	Player	Team	Goaltender	Results
3/14/13	Marian Gaborik	vs. NY Rangers	Ondrej Pavelec	No Goal
3/5/13	Jonathan Huberdeau	at Florida	Ondrej Pavelec	Goal
4/2/11	Michael Grabner	at NY Islanders	Chris Mason	Goal
1/14/12	Patrik Elias	New Jersey	Ondrej Pavelec	No Goal
1/10/12	Shawn Thornton	at Boston	Ondrej Pavelec	Goal
1/4/12	Lars Eller	at Montreal	Chris Mason	Goal
4/2/11	Michael Ryder	at Boston	Ondrej Pavelec	Goal
3/25/11	Daniel Sedin	Vancouver	Chris Mason	No Goal
2/11/11	Marian Gaborik	NY Rangers	Ondrej Pavelec	No Goal
12/13/10	Jason Spezza	at Ottawa	Ondrej Pavelec	Goal
1/16/10	Eric Staal	at Carolina	Ondrej Pavelec	No Goal
11/21/09	Maxime Talbot	Pittsburgh	Johan Hedberg	No Goal
3/17/09	Evgeni Malkin	at Pittsburgh	Johan Hedberg	No Goal
2/10/09	Steven Stamkos	at Tampa Bay	Kari Lehtonen	No Goal
1/10/09	Michael Frolik	at Florida	Kari Lehtonen	Goal
10/28/08	Mike Richards	Philadelphia	Kari Lehtonen	No Goal
10/10/08	Alex Ovechkin	Washington	Kari Lehtonen	No Goal
12/2/06	Greg Campbell	at Florida	Kari Lehtonen	No Goal
11/11/06	Martin St. Louis	at Tampa Bay	Kari Lehtonen	No Goal
4/3/04	Vincent Lecavalier	at Tampa Bay	Kari Lehtonen	No Goal
2/21/04	Simon Gagne	at Philadelphia	Pasi Nurminen	Goal
2/13/04	Jarkko Ruutu	at Vancouver	Pasi Nurminen	No Goal
1/24/04	Jason Blake	NY Islanders	Pasi Nurminen	No Goal
2/19/03	Vincent Lecavalier	at Tampa Bay	Milan Hnilička	No Goal
4/2/02	Scott Nichol	at Calgary	Milan Hnilička	Goal
3/4/02	Mike Ribeiro	at Montreal	Milan Hnilička	No Goal
11/4/01	Matt Cullen	at Anaheim	Milan Hnilička	No Goal
3/18/01	Andrew Cassels	Vancouver	Norm Macicle	No Goal
1/30/01	Martin Straka	Pittsburgh	Damian Rhodes	Goal
3/16/00	Brad Isbister	NY Islanders	Damian Rhodes	No Goal
3/10/00	Patrik Elias	New Jersey	Damian Rhodes	Goal
3/4/00	Daniel Alfredsson	at Ottawa	Scott Langkow	Goal
10/9/99	Miroslav Satan	Buffalo	Damian Rhodes	Goal

ALL-TIME OVERTIME GAMES (62 Wins, 55 Losses, 45 Ties, 79 Shootouts)
2012-13 (4 wins, 0 losses, 5 shootouts)

Date	Opponent	Result	Goal Scorer	Goaltender	Time
Jan. 27	vs. NY Islanders	W 5-4	Kane	Nabokov	1:59
Feb. 5	vs. Florida	W 3-2	Little	Clemmensen	4:44
Mar. 8	at Florida	W 3-2	Byfuglien	Markstrom	4:19
Apr. 18	vs. Carolina	W 4-3	Byfuglien	Peters	1:23

2011-12 (6 wins, 6 losses, 8 shootouts)

Date	Opponent	Result	Goal Scorer	Goaltender	Time
Nov. 5	at New Jersey	L 3-2	Henrique	Pavelec	1:28
Nov. 8	at Buffalo	L 6-5	Vanek	Pavelec	4:35
Nov. 23	at Washington	L 4-3	Chimera	Pavelec	1:52
Dec. 29	Los Angeles	W 1-0	Kane	Bernier	1:09
Jan. 7	at Buffalo	W 2-1	Oduya	Enroth	0:57
Feb. 2	at Tampa Bay	W 2-1	Wellwood	Garon	3:14
Feb. 21	Philadelphia	L 5-4	Jagr	Pavelec	4:16
Mar. 23	at Washington	W 4-3	Stapleton	Neuvirth	2:37
Mar. 30	at Carolina	W 4-3	Ladd	Ward	0:16
Mar. 31	at Tampa Bay	L 3-2	Stamkos	Pavelec	0:45
Apr. 3	at Florida	W 5-4	Ladd	Theodore	3:12
Apr. 7	Tampa Bay	L 4-3	Purcell	Pavelec	1:08

ALL-TIME OVERTIME GAMES (CONT.) (62 Wins, 55 Losses, 45 Ties, 79 Shootouts)
2010-11 (10 wins, 5 losses, 12 shootouts)

Date	Opponent	Result	Goal Scorer	Goaltender	Time
Oct. 23	at Washington	L 4-3	Fleischmann	Mason	1:37
Oct. 29	Buffalo	W 4-3	Byfuglien	Miller	4:31
Nov. 21	NY Islanders	W 2-1	Byfuglien	DiPietro	1:30
Nov. 30	at Colorado	W 3-2	Stewart	Budaj	1:49
Dec. 6	Nashville	W 3-2	Bogosian	Lindback	2:11
Dec. 13	at Ottawa	W 4-3	Little	Elliot	1:09
Dec. 26	Tampa Bay	L 3-2	Lecavalier	Pavelec	1:13
Jan. 2	at Montreal	W 4-3	Byfuglien	Price	3:43
Jan. 9	at Carolina	L 4-3	Cole	Pavelec	2:09
Feb. 5	at Carolina	L 4-3	Cole	Pavelec	2:48
Feb. 27	Toronto	W 3-2	Hainsey	Giguere	2:31
Mar. 5	Florida	W 4-3	Ladd	Vokoun	0:25
Mar. 9	at Carolina	W 3-2	Stapleton	Ward	1:38
Mar. 11	New Jersey	L 3-2	Zajac	Pavelec	4:18
Mar. 12	at Philadelphia	W 5-4	Hainsey	Bobrovsky	1:17

2009-10 (2 wins, 7 losses, 10 shootouts)

Date	Opponent	Result	Goal Scorer	Goaltender	Time
Nov. 22	Tampa Bay	L 4-3	Stamoks	Pavelec	2:56
Dec. 12	Montreal	W 4-3	Kovalchuk	Price	1:18
Dec. 17	Dallas	W 6-5	Peverley	Turco	1:16
Dec. 21	Montreal	L 4-3	Bergeron	Hedberg	2:23
Jan. 1	at Buffalo	L 4-3	Roy	Hedberg	4:02
Jan. 14	Buffalo	L 2-1	Roy	Pavelec	2:27
Feb. 10	at Colorado	L 4-3	Cumiskey	Hedberg	0:09
Mar. 25	Toronto	L 2-1	Grabovski	Pavelec	0:39
Apr. 3	at Pittsburgh	L 4-3	Leopold	Hedberg	2:50

2008-09 (4 wins, 5 losses, 8 shootouts)

Date	Opponent	Result	Goal Scorer	Goaltender	Time
Oct. 11	at Florida	L 3-2	Booth	Lehtonen	3:54
Oct. 21	at Tampa Bay	L 3-2	Lecavalier	Lehtonen	1:41
Nov. 7	at Buffalo	W 5-4	Williams	Miller	0:48
Nov. 28	Nashville	L 4-3	Suter	Hedberg	1:44
Dec. 10	NY Rangers	L 3-2	Gomez	Hedberg	0:18
Dec. 30	at Toronto	L 4-3	Kubina	Hedberg	0:33
Jan. 16	Toronto	W 4-3	Peverley	Toskala	3:51
Mar. 12	at Edmonton	W 4-3	Reasoner	Roloson	4:10
Apr. 1	Buffalo	W 3-2	Kovalchuk	Miller	4:30

2007-08 (6 wins, 2 losses, 15 shootouts)

Date	Opponent	Result	Goal Scorer	Goaltender	Time
Nov. 6	Washington	W 2-1	White	Johnson	1:34
Nov. 13	Florida	W 3-2	Kovalchuk	Anderson	0:25
Nov. 19	Tampa Bay	W 4-3	White	Holmqvist	2:49
Dec. 23	at St. Louis	W 3-2	Hossa	Legace	0:19
Jan. 2	at Carolina	W 5-4	Hossa	Ward	4:28
Feb. 9	Tampa Bay	W 2-1	Zhitnik	Holmqvist	1:26
Feb. 28	NY Islanders	L 5-4	Hunter	Lehtonen	1:09
Mar. 8	at Florida	L 3-2	Horton	Lehtonen	4:37

2006-07 (7 wins, 7 losses, 11 shootouts)

Date	Opponent	Result	Goal Scorer	Goaltender	Time
Oct. 14	at Washington	W 4-3	Kovalchuk	Kolzig	3:02
Oct. 25	at Carolina	L 5-4	Babchuk	Lehtonen	1:11
Nov. 24	at Tampa Bay	L 3-2	St. Louis	Lehtonen	2:25
Nov. 28	at NY Rangers	W 5-4	Holík	Lundqvist	2:55
Dec. 9	Pittsburgh	L 4-3	Armstrong	Lehtonen	3:51
Dec. 15	Washington	L 3-2	Ovechkin	Lehtonen	0:06
Jan. 1	at Ottawa	W 3-2	Kozlov	Emery	1:48
Jan. 5	Phoenix	L 5-4	Perreault	Hedberg	2:31
Jan. 6	at Washington	L 3-2	Semin	Lehtonen	4:42
Jan. 26	NY Islanders	W 5-4	Kovalchuk	Dunham	2:59
Feb. 22	Tampa Bay	L 5-4	St. Louis	Hedberg	3:44
Mar. 16	NY Rangers	W 2-1	Zhitnik	Lundqvist	2:18
Mar. 18	Buffalo	W 4-3	Miller	Tkachuk	4:22
Mar. 29	Toronto	W 3-2	Kozlov	Raycroft	4:13

ALL-TIME OVERTIME GAMES (CONT.) (62 Wins, 55 Losses, 45 Ties, 79) Shootouts)
2005-06 (5 wins, 3 losses, 10 shootouts)

Date	Opponent	Result	Goal Scorer	Goaltender	Time
Nov. 18	at Philadelphia	W 6-5	de Vries	Esche	3:05
Nov. 29	Carolina	L 4-3	Kaberle	Garnett	0:32
Dec. 15	at New Jersey	W 3-2	Savard	Brodeur	4:55
Dec. 28	Philadelphia	L 4-3	Kapanen	Garnett	0:13
Mar. 4	Washington	W 3-2	Hossa	Kolzig	1:49
Mar. 12	at NY Rangers	W 3-2	Savard	Lundqvist	2:45
Mar. 23	New Jersey	W 6-5	Bondra	Brodeur	1:03
Apr. 18	at Florida	L 2-1	Van Ryn	Berkhoel	1:34

2003-04 (6 wins, 4 losses, 8 ties)

Date	Opponent	Result	Goal Scorer	Goaltender	Time
Oct. 21	at Tampa Bay	L 3-2	Kubina	Nurminen	3:28
Oct. 27	at Toronto	W 3-2	Savard	Belfour	4:45
Nov. 19	Boston	W 5-4	Kovalchuk	Potvin	3:42
Dec. 6	at Florida	W 4-3	Kozlov	Luongo	2:57
Dec. 10	Los Angeles	W 4-3	Savard	Huet	3:37
Dec. 31	at Detroit	L 6-5	Zetterberg	Nurminen	2:24
Feb. 19	at Ottawa	W 3-2	McEachern	Lalime	1:12
Mar. 5	Carolina	L 3-2	Adams	Nurminen	4:58
Mar. 15	Carolina	W 1-0	Heatley	Weekes	1:43
Mar. 17	Buffalo	L 4-3	Roy	Nurminen	0:15

2002-03 (7 wins, 5 losses, 7 ties)

Date	Opponent	Result	Goal Scorer	Goaltender	Time
Oct. 12	Florida	L 5-4	Jokinen	Nurminen	4:49
Nov. 13	San Jose	W 3-2	Kozlov	Nabokov	2:19
Nov. 19	Florida	W 4-3	McEachern	Luongo	3:23
Dec. 5	at Boston	L 4-3	Murray	Dafoe	1:53
Dec. 6	at Washington	L 7-6	Nylander	Dafoe	2:24
Dec. 20	Carolina	L 3-2	Ward	Dafoe	3:52
Dec. 30	at Pittsburgh	W 3-2	Kovalchuk	Aubin	4:40
Jan. 9	at Tampa Bay	W 3-2	Kovalchuk	Khabibulin	4:44
Feb. 17	Buffalo	W 4-3	Stefan	Biron	3:54
Feb. 27	at Colorado	W 4-3	Savard	Roy	1:12
Mar. 19	Dallas	L 5-4	Modano	Nurminen	2:24
Mar. 31	at NY Rangers	W 4-3	Tremblay	Dunham	2:40

2001-02 (3 wins, 5 losses, 11 ties)

Date	Opponent	Result	Goal Scorer	Goaltender	Time
Oct. 6	at Boston	L 4-3	Guerin	Hnilicka	2:38
Oct. 20	at Carolina	L 2-1	O'Neill	Hnilicka	1:33
Dec. 18	at Boston	W 3-2	Heatley	Dafoe	3:58
Dec. 21	at Carolina	L 5-4	Cole	Hnilicka	1:28
Jan. 9	Ottawa	W 4-3	Kovalchuk	Hurme	2:58
Jan. 26	at Pittsburgh	L 3-2	Robitaille	Hnilicka	4:02
Mar. 23	at Ottawa	W 3-2	Heatley	Prusek	1:41
April 12	at Columbus	L 5-4	Spacek	Hnilicka	0:29

2000-01 (2 wins, 2 losses, 12 ties)

Date	Opponent	Result	Goal Scorer	Goaltender	Time
Nov. 17	Philadelphia	L 3-2	McGillis	Hnilicka	1:01
Dec. 8	Florida	W 4-3	Ferraro	Luongo	0:22
Dec. 19	at Los Angeles	W 7-6	Kaberle	Storr	1:20
Jan. 25	Toronto	L 2-1	McCabe	Hnilicka	0:39

1999-00 (0 wins, 4 losses, 7 ties)

Date	Opponent	Result	Goal Scorer	Goaltender	Time
Oct. 23	Colorado	L 3-2	Sakic	Rhodes	0:40
Dec. 6	Nashville	L 4-3	Robitaille	Maracle	2:26
Dec. 27	at Detroit	L 3-2	Duchesne	Fankhouser	3:21
Jan. 31	Pittsburgh	L 2-1	Lang	Fankhouser	4:28

ALL-TIME SHOOTOUTS (43 Wins, 36 Losses)
2012-13 (2 wins, 3 losses)

Date	Opponent	Result	Winning Goal	GF/GA	Goaltenders
Jan. 21	at Boston	L 1-2	Bergeron	1/2	Pavelec/Rask
Mar. 10	at New Jersey	L 2-3	Elias	0/1	Pavelec/Hedberg
Mar. 16	at Toronto	W 5-4	Bogosian	2/1	Pavelec/Reimer
Apr. 16	vs. Tampa Bay	W 4-3	Santorelli	2/0	Pavelec/Bishop
Apr. 20	vs. NY Islanders	L 4-5	Tavares	1/2	Pavelec/Nabokov

ALL-TIME SHOOTOUTS (CONT.) (43 Wins, 36 Losses)
2011-12 (4 wins, 4 losses)

Date	Opponent	Result	Winning Goal	GF/GA	Goaltenders
Oct. 19	at Toronto	L 4-3	Lupul	0/2	Pavelec/Reimer
Oct. 31	at Florida	W 4-3	Ladd	2/0	Pavelec/Theodore
Dec. 20	NY Islanders	L 3-2	Parenteau	0/2	Pavelec/Nabokov
Jan. 21	Florida	L 4-3	Samuelsson	2/3	Pavelec/Clemmensen
Jan. 31	at Philadelphia	W 2-1	Little	1/0	Pavelec/Bryzgalov
Feb. 9	at Washington	W 3-2	Little	2/1	Pavelec/Vokoun
Feb. 16	at Minnesota	W 4-3	Kane	2/1	Mason/Backstrom
Feb. 25	St. Louis	L 2-1	Perron	1/2	Mason/Halak

2010-11 (5 wins, 7 losses)

Date	Opponent	Result	Winning Goal	GF/GA	Goaltenders
Oct. 15	at Anaheim	W 5-4	Dawes	1/0	Mason/Hiller
Oct. 30	at St. Louis	L 4-3	Oshie	0/2	Pavelec/Halak
Nov. 6	Chicago	L 5-4	Stalberg	1/2	Pavelec/Turco
Dec. 15	at Tampa Bay	L 2-1	Hedman	0/1	Pavelec/Smith
Dec. 16	Carolina	L 3-2	Samsonov	1/2	Mason/Ward
Dec. 30	Boston	W 3-2	Stapleton	2/0	Pavelec/Thomas
Jan. 17	at Florida	W 3-2	Burmistrov	2/1	Pavelec/Clemmensen
Jan. 20	Tampa Bay	L 3-2	Moore	1/2	Pavelec/Roloson
Jan. 22	NY Rangers	L 3-2	Zuccarello	0/1	Pavelec/Lundqvist
Feb. 25	Florida	L 2-1	Bernier	1/2	Mason/Vokoun
Mar. 17	Philadelphia	W 4-3	Schremp	2/0	Pavelec/Boucher
Mar. 27	Ottawa	W 5-4	Ladd	1/0	Mason/Anderson

2009-10 (4 wins, 6 losses)

Date	Opponent	Result	Winning Goal	GF/GA	Goaltenders
Oct. 20	at Montreal	L 2-1	Gionta	0/2	Pavelec/Halak
Nov. 8	St. Louis	W 3-2	Kozlov	2/0	Hedberg/Conklin
Nov. 19	Boston	L 4-3	Bergeron	0/1	Pavelec/Rask
Dec. 5	at Florida	W 2-1	Peverley	2/1	Hedberg/Vokoun
Dec. 14	at NY Rangers	W 3-2	Kozlov	2/0	Hedberg/Lundqvist
Jan. 2	at NY Islanders	L 6-5	Nielsen	1/2	Hedberg/Roloson
Jan. 7	NY Rangers	W 2-1	Little	2/1	Hedberg/Johnson
Jan. 23	at Tampa Bay	L 2-1	Halpern	0/1	Hedberg/Niittymaki
Feb. 13	at Chicago	L 5-4	Toews	0/1	Pavelec/Niemi
Mar. 14	Phoenix	L 3-2	Aucoin	1/2	Pavelec/LaBarbera

2008-09 (7 wins, 1 loss)

Date	Opponent	Result	Winning Goal	GF/GA	Goaltenders
Oct. 18	Buffalo	W 3-2	Kozlov	2/1	Lehtonen/Lalime
Jan. 2	Vancouver	W 4-3	Christensen	2/1	Lehtonen/LaBarbera
Feb. 3	at NY Rangers	W 2-1	Kozlov	2/1	Lehtonen/Lundqvist
Feb. 16	at Los Angeles	W 7-6	Christensen	2/1	Hedberg/Ersberg
Feb. 19	at Phoenix	L 4-3	Carcillo	1/2	Lehtonen/Tellqvist
Mar. 14	at Buffalo	W 4-3	Sterling	1/0	Lehtonen/Lalime
Mar. 21	at Tampa Bay	W 4-3	Kozlov	1/0	Hedberg/Ramo
Mar. 26	NY Rangers	W 5-4	White	1/0	Hedberg/Valiquette

2007-08 (9 wins, 6 losses)

Date	Opponent	Result	Winning Goal	GF/GA	Goaltenders
Oct. 23	at Toronto	W 5-4	Kovalchuk	2/1	Hedberg/Toskala
Oct. 30	at Montreal	W 3-2	Kovalchuk	2/1	Hedberg/Price
Dec. 2	at New Jersey	L 3-2	Gionta	0/1	Hedberg/Brodeur
Dec. 5	NY Islanders	W 4-3	Kozlov	2/0	Lehtonen/DiPietro
Dec. 22	Montreal	W 3-2	Hossa	2/0	Lehtonen/Huet
Jan. 10	Florida	L 3-2	Jokinen	1/2	Lehtonen/Vokoun
Jan. 12	Pittsburgh	W 3-2	Recchi	1/0	Lehtonen/Conklin
Jan. 17	Montreal	L 3-2	Kostitsyn	0/2	Lehtonen/Huet
Jan. 24	at NY Rangers	L 2-1	Shanahan	0/1	Hedberg/Lundqvist
Feb. 1	Buffalo	W 5-4	Perrin	1/0	Hedberg/Thibault
Feb. 13	Washington	W 3-2	Perrin	2/0	Lehtonen/Kolzig
Feb. 15	at New Jersey	W 4-3	Dupuis	3/2	Hedberg/Brodeur
Mar. 1	at Boston	L 3-2	Kessel	0/1	Hedberg/Thomas
Mar. 2	at Pittsburgh	L 3-2	Letang	0/1	Lehtonen/Flury
Mar. 7	Minnesota	W 3-2	Christensen	1/0	Hedberg/Backstrom

ALL-TIME SHOOTOUTS (CONT.) (43 Wins, 36 Losses)

2006-07 (7 wins, 4 losses)

Date	Opponent	Result	Winning Goal	GF/GA	Goaltenders
Oct. 5	Tampa Bay	L 3-2	Lecavalier	0/1	Lehtonen/Denis
Oct. 19	Washington	W 4-3	Kozlov	2/0	Lehtonen/Johnson
Oct. 26	at Philadelphia	L 3-2	Forsberg	1/2	Lehtonen/Niittymäki
Oct. 28	at Buffalo	W 5-4	Kozlov	1/0	Lehtonen/Miller
Dec. 19	at New Jersey	W 4-3	Kozlov	2/0	Lehtonen/Brodeur
Dec. 21	Pittsburgh	W 4-3	Kozlov	2/0	Lehtonen/Thibault
Jan. 13	at Carolina	W 4-3	Kozlov	2/0	Lehtonen/Ward
Jan. 30	New Jersey	W 5-4	Hossa	2/1	Lehtonen/Brodeur
Feb. 6	Buffalo	L 4-3	Briere	0/2	Lehtonen/Miller
Mar. 28	at Florida	L 3-2	Horton	0/2	Lehtonen/Anderson
Apr. 7	Tampa Bay	W 3-2	Sim	3/2	Lehtonen/Holmqvist

2005-06 (5 wins, 5 losses)

Date	Opponent	Result	Winning Goal	GF/GA	Goaltenders
Nov. 4	at Washington	L 3-2	Ovechkin	0/1	Dunham/Kolzig
Nov. 22	at Montreal	L 3-2	Dagenais	0/1	Shields/Theodore
Dec. 11	Chicago	L 5-4	Holmqvist	2/3	Garnett/Khabibulin
Dec. 22	Washington	L 6-5	Ovechkin	0/1	Garnett/Johnson
Jan. 11	Nashville	W 4-3	Hossa	1/0	Lehtonen/Vokoun
Feb. 11	at Montreal	W 2-1	Kozlov	1/0	Lehtonen/Huet
Mar. 6	Florida	W 4-3	Kozlov	1/0	Lehtonen/Luongo
Mar. 8	NY Rangers	W 3-2	Hossa	3/2	Lehtonen/Lundqvist
Mar. 21	at Boston	W 5-4	Slater	2/1	Lehtonen/Thomas
Apr. 6	at Tampa Bay	L 3-2	Richards	1/2	Dunham/Burke

OVERTIME & SHOOTOUT ALL-TIME RECORDS

OVERTIME RECORD

Year	OVERALL				HOME				ROAD			
	GP	W	L	T/SO	GP	W	L	T/SO	GP	W	L	T/SO
2012-13	9	4	0	5	5	3	0	2	4	1	0	3
2011-12	20	6	6	8	6	1	2	3	14	5	4	5
2010-11	27	10	5	12	15	5	2	8	12	5	3	4
2009-10	19	2	7	10	10	2	4	4	9	0	3	6
2008-09	17	4	5	8	7	2	2	3	10	2	3	5
2007-08	23	6	2	15	13	4	1	8	10	2	1	7
2006-07	25	7	7	11	14	4	4	6	11	3	3	5
2005-06	18	5	3	10	9	2	2	5	9	3	1	5
2003-04	18	6	4	8	9	3	2	4	9	3	2	4
2002-03	19	7	5	7	10	3	3	4	9	4	2	3
2001-02	19	3	5	11	10	1	0	9	9	2	5	2
2000-01	16	2	2	12	9	1	2	6	7	1	0	6
1999-00	11	0	4	7	6	0	3	3	5	0	1	4

SHOOTOUT RECORD

Year	OVERALL			HOME			ROAD		
	GP	W	L	GP	W	L	GP	W	L
2012-13	5	2	3	2	1	1	3	1	2
2011-12	8	4	4	3	0	3	5	4	1
2010-11	12	5	7	8	3	5	4	2	2
2009-10	10	4	6	4	2	2	6	2	4
2008-09	8	7	1	3	3	0	5	4	1
2007-08	15	9	6	8	6	2	7	3	4
2006-07	11	7	4	6	4	2	5	3	2
2005-06	10	5	5	5	3	2	5	2	3

SEASON-BY-SEASON RECORD BY MONTH

Year	OCT.	NOV.	DEC.	JAN.	FEB.	MAR.	APR.
2012-13	-	-	-	3-3-1	7-6-0	8-7-1	6-5-1
2011-12	4-6-1	5-5-3	10-3-1	4-8-1	7-5-2	6-7-1	1-1-1
2010-11	5-4-2	8-5-1	7-6-3	4-4-3	2-7-2	7-6-1	1-4-0
2009-10	5-4-1	9-3-2	4-10-1	6-5-4	2-2-2	8-7-2	1-3-1
2008-09	2-6-2	6-6-1	4-9-2	5-8-0	6-5-1	9-4-0	3-3-0
2007-08	4-8-0	7-5-0	8-7-1	5-5-3	5-6-1	4-8-3	1-1-0
2006-07	8-2-3	8-5-1	7-4-2	6-5-2	3-7-2	9-4-1	2-1-0
2005-06	3-8-0	7-4-3	6-5-3	7-7-0	3-2-0	9-5-0	6-2-2
2003-04	5-3-2-1	7-6-1-0	7-7-0-1	2-9-3-0	5-7-0-0	6-4-2-2	1-1-0-0
2002-03	0-8-1-1	6-6-0-0	4-7-0-3	7-6-2-0	4-5-2-0	8-6-2-1	2-1-0-0
2001-02	3-4-1-2	2-11-1-0	3-8-3-1	5-8-1-1	2-3-1-0	4-10-1-0	0-3-3-1
2000-01	1-3-5-0	4-7-1-1	10-5-0-0	1-10-3-1	2-8-1-0	4-9-2-0	1-3-0-0
1999-00	2-5-2-1	3-9-0-0	3-7-2-2	3-8-2-1	1-11-0-0	1-13-1-0	1-4-0-0

SEASON-BY-SEASON RECORDS

OVERALL RECORD

Year	GP	W	L	OT	GF	GA	PTS	PCT
2012-13	48	24	21	3	128	144	51	.531
2011-12	82	37	35	10	221	242	84	.512
2010-11	82	34	36	12	218	262	80	.488
2009-10	82	35	34	13	230	250	83	.506
2008-09	82	35	41	6	250	279	76	.463
2007-08	82	34	40	8	207	266	76	.463
2006-07	82	43	28	11	239	241	97	.591
2005-06	82	41	33	8	276	270	90	.549
2003-04	82	33	37	12	214	243	78	.476
2002-03	82	31	39	12	226	284	74	.451
2001-02	82	19	47	16	187	288	54	.329
2000-01	82	23	45	14	211	289	60	.366
1999-00	82	14	57	11	170	313	39	.238

HOME RECORD

Year	GP	W	L	OT	GF	GA	PTS	PCT
2012-13	24	13	10	1	67	65	27	.563
2011-12	41	23	13	5	122	100	51	.622
2010-11	41	17	17	7	103	116	41	.500
2009-10	41	19	16	6	117	122	44	.537
2008-09	41	18	21	2	121	139	38	.463
2007-08	41	19	19	3	116	127	41	.500
2006-07	41	23	12	6	129	117	52	.634
2005-06	41	24	13	4	146	133	52	.634
2003-04	41	18	17	6	103	109	42	.512
2002-03	41	15	19	7	109	131	37	.451
2001-02	41	11	21	9	93	129	31	.378
2000-01	41	10	23	8	107	147	28	.341
1999-00	41	9	26	6	94	157	24	.293

ROAD RECORD

Year	GP	W	L	OT	GF	GA	PTS	PCT
2012-13	24	11	11	2	59	76	24	.500
2011-12	41	14	22	5	99	142	33	.402
2010-11	41	17	19	5	115	146	39	.476
2009-10	41	16	18	7	113	128	39	.476
2008-09	41	17	20	4	129	140	38	.463
2007-08	41	15	21	5	91	139	35	.427
2006-07	41	20	16	5	110	124	45	.549
2005-06	41	17	20	4	130	137	38	.463
2003-04	41	15	20	6	111	134	36	.439
2002-03	41	16	20	5	117	153	37	.451
2001-02	41	8	26	7	94	159	23	.280
2000-01	41	13	22	6	104	142	32	.390
1999-00	41	5	31	5	76	156	15	.183

AGAINST OTHER DIVISIONS

Year	GP	W	L	OT	PTS
2012-13	30	14	13	3	31
2011-12	58	23	29	6	52
2010-11	58	25	29	4	54
2009-10	58	27	20	11	65
2008-09	58	24	30	4	52
2007-08	50	19	25	6	44
2006-07	50	25	21	4	54
2005-06	50	24	23	3	51
2003-04	58	20	29	9	49
2002-03	62	24	32	6	54
2001-02	62	15	40	7	37
2000-01	62	17	35	10	44
1999-00	62	9	45	8	26

AGAINST OWN DIVISION

Year	GP	W	L	OT	PTS
2012-13	18	10	8	0	20
2011-12	24	14	6	4	32
2010-11	24	9	7	8	26
2009-10	24	8	14	2	18
2008-09	24	11	11	2	24
2007-08	32	15	15	2	32
2006-07	32	18	7	7	43
2005-06	32	17	10	5	39
2003-04	24	13	8	3	29
2002-03	20	7	7	6	20
2001-02	20	4	7	9	17
2000-01	20	6	10	4	16
1999-00	20	5	12	3	13

OT - Includes Ties (1999-00 to 2003-04), Regulation Ties (1999-00) and Overtime Losses (2000-01 to 2003-04)

JETS TEAM HISTORY

SEASON-BY-SEASON RECORDS

SEASON-BY-SEASON RECORDS (CONT.)

AGAINST WESTERN CONFERENCE						
Year	GP	W	L	OT	PTS	
2012-13	-	-	-	-	-	-
2011-12	18	8	9	1	17	
2010-11	18	6	10	2	14	
2009-10	18	8	7	3	19	
2008-09	18	8	8	2	18	
2007-08	10	5	5	0	10	
2006-07	10	2	7	1	5	
2005-06	10	5	4	1	11	
2003-04	18	7	6	5	19	
2002-03	22	8	12	2	18	
2001-02	22	3	17	2	8	
2000-01	23	6	13	4	16	
1999-00	23	3	17	3	9	

SEASON-BY-SEASON SPECIAL TEAMS

POWER PLAY

Year	GP	GF	ATT.	PP%	RANK
2012-13	48	20	145	13.8	30th
2011-12	82	45	251	17.9	12th
2010-11	82	53	289	18.3	12th
2009-10	82	51	316	16.1	25th
2008-09	82	69	357	19.3	T-11th
2007-08	82	52	316	16.5	T-22nd
2006-07	82	67	407	16.5	T-22nd
2005-06	82	100	528	18.9	T-7th
2003-04	82	60	411	14.5	23rd
2002-03	82	64	371	17.2	T-12th
2001-02	82	37	306	12.1	29th
2000-01	82	54	395	13.6	25th
1999-00	82	44	348	12.6	26th

HOME POWER PLAY

Year	GP	GF	ATT.	PP%	RANK
2012-13	24	12	78	15.4	26th
2011-12	41	31	141	22.0	2nd
2010-11	41	24	142	16.9	20th
2009-10	41	32	175	18.3	19th
2008-09	41	33	187	17.6	20th
2007-08	41	22	148	14.9	26th
2006-07	41	41	214	19.2	13th
2005-06	41	42	252	16.7	T-21st
2003-04	41	23	202	11.4	29th
2002-03	41	32	201	15.9	16th
2001-02	41	20	159	12.6	29th
2000-01	41	35	196	17.9	T-14th
1999-00	41	24	175	13.7	25th

ROAD POWER PLAY

Year	GP	GF	ATT.	PP%	RANK
2012-13	24	8	67	11.9	T-26th
2011-12	41	14	110	12.7	T-28th
2010-11	41	29	147	19.7	7th
2009-10	41	19	141	13.5	26th
2008-09	41	36	170	21.2	7th
2007-08	41	30	168	17.9	14th
2006-07	41	26	193	13.5	26th
2005-06	41	58	276	21.0	1st
2003-04	41	37	207	17.9	7th
2002-03	41	32	170	18.8	9th
2001-02	41	17	147	11.6	27th
2000-01	41	19	199	9.5	30th
1999-00	41	20	173	11.6	27th

SHORTHANDED GOALS

Year	FOR	RANK	AGAINST	RANK
2012-13	1	T-25th	3	T-12th
2011-12	3	T-25th	8	T-21st

AGAINST EASTERN CONFERENCE						
Year	GP	W	L	OT	PTS	
2012-13	48	24	21	3	51	
2011-12	64	29	26	9	67	
2010-11	64	28	26	10	66	
2009-10	64	27	27	10	64	
2008-09	64	27	33	4	58	
2007-08	72	29	35	8	66	
2006-07	72	41	21	10	92	
2005-06	72	36	29	7	79	
2003-04	64	26	31	7	59	
2002-03	60	23	27	10	56	
2001-02	60	16	30	14	46	
2000-01	59	17	32	10	44	
1999-00	59	11	40	8	30	

PENALTY KILLING

Year	GP	GA	ATT.	PK%	RANK
2012-13	48	28	138	79.7	28th
2011-12	82	58	292	80.1	24th
2010-11	82	64	295	77.5	27th
2009-10	82	57	320	82.2	16th
2008-09	82	88	366	76.0	29th
2007-08	82	75	354	78.8	27th
2006-07	82	79	391	79.8	T-26th
2005-06	82	102	491	79.2	T-25th
2003-04	82	58	391	85.1	T-8th
2002-03	82	65	355	81.6	T-23rd
2001-02	82	65	358	81.8	25th
2000-01	82	90	408	77.9	30th
1999-00	82	76	386	80.3	24th

HOME PENALTY KILLING

Year	GP	GA	ATT.	PK%	RANK
2012-13	24	10	70	85.7	12th
2011-12	41	25	142	82.4	19th
2010-11	41	26	139	81.3	24th
2009-10	41	33	164	79.9	24th
2008-09	41	45	182	75.3	28th
2007-08	41	30	162	81.5	23rd
2006-07	41	32	181	82.3	T-18th
2005-06	41	49	251	80.5	27th
2003-04	41	22	201	89.1	2nd
2002-03	41	30	168	82.1	23rd
2001-02	41	27	169	84.0	21st
2000-01	41	43	196	78.1	30th
1999-00	41	33	195	83.1	18th

ROAD PENALTY KILLING

Year	GP	GA	ATT.	PK%	RANK
2012-13	24	18	68	73.5	28th
2011-12	41	33	150	78.0	26th
2010-11	41	38	146	74.0	29th
2009-10	41	24	156	84.6	5th
2008-09	41	43	184	76.6	28th
2007-08	41	45	192	76.6	29th
2006-07	41	47	210	77.6	25th
2005-06	41	53	240	77.9	28th
2003-04	41	36	190	81.1	23rd
2002-03	41	35	187	81.3	T-24th
2001-02	41	38	189	79.9	27th
2000-01	41	47	212	77.8	28th
1999-00	41	43	191	77.5	26th

PENALTY MINUTES

Year	MINS	AVG.	RANK
2012-13	535	11.1	T-14th
2011-12	905	11.0	16th

JETS TEAM HISTORY

SEASON-BY-SEASON TEAM STREAKS

SEASON-BY-SEASON SPECIAL TEAMS (CONT.)

SHORTHANDED GOALS cont.					PENALTY MINUTES cont.				
Year	FOR	RANK	AGAINST	RANK	Year	MINS	AVG.	RANK	
2010-11	6	T-15th	10	25th	2010-11	930	11.3	11th	
2009-10	9	T-2nd	4	T-5th	2009-10	1,045	12.8	17th	
2008-09	13	2nd	10	23rd	2008-09	1,256	15.3	25th	
2007-08	13	T-3rd	10	T-21st	2007-08	1,077	13.1	T-12th	
2006-07	9	T-12th	10	T-17th	2006-07	1,097	13.4	9th	
2005-06	13	T-8th	10	T-11th	2005-06	1,344	16.4	16th	
2003-04	11	T-5th	7	T-11th	2003-04	1,505	18.4	30th	
2002-03	8	T-11th	14	30th	2002-03	1,253	15.3	21st	
2001-02	3	T-26th	12	30th	2001-02	1,290	15.7	22nd	
2000-01	9	T-12th	8	T-14th	2000-01	1,500	18.3	27th	
1999-00	6	T-19th	13	T-29th	1999-00	1,422	17.3	26th	

SEASON-BY-SEASON ATTENDANCE

Year	GP	TOTAL	AVG.	SELLOUTS	Year	GP	TOTAL	AVG.	SELLOUTS
2012-13	24	360,096	15,004	24	2005-06	41	637,578	15,551	7
2011-12	41	615,164	15,004	41	2003-04	41	620,965	15,145	6
2010-11	41	552,230	13,469	0	2002-03	41	553,344	13,496	2
2009-10	41	557,897	13,607	2	2001-02	41	560,404	13,668	4
2008-09	41	649,081	14,626	2	2000-01	41	625,870	15,265	5
2007-08	41	649,081	15,831	9	1999-00	41	705,389	17,205	14
2006-07	41	665,817	16,239	11					

SEASON-BY-SEASON TEAM STREAKS

OVERALL	Winning Streak	Unbeaten Streak	Losing Streak	Winless Streak
2012-13	5 (4/6-4/18)	-	5 (3/28-4/4)	-
2011-12	4 (12/1-12/9)	-	5 (11/5-11/2)	-
2010-11	6 (11/9-11/30)	-	5 (2/13-2/25)	-
2009-10	4 (three times, last - 3/16-3/21)	-	9 (2/19-1/5)	-
2008-09	6 (3/6-3/16)	-	6 (10/21-11/1)	-
2007-08	4 (twice, last - 12/18-12/23)	-	8 (2/16-3/6)	-
2006-07	5 (three times, last - 2/26-3/8)	-	5 (twice, last - 1/21-1/2)	-
2005-06	5 (1/6-1/18)	-	7 (1/19-2/3)	-
2003-04	4 (twice, last - 12/5-12/12)	5 (10/9-10/18)	6 (10/30-2/11)	10 (1/22-2/11)
2002-03	3 (twice, last - 1/13-1/17)	4 (twice, last - 3/26-3/31)	7 (10/16-10/29)	10 (10/11-10/31)
2001-02	2 (four times, last - 3/22-3/23)	4 (1/9-1/15)	8 (10/30-11/13)	10 (10/30-11/18)
2000-01	3 (12/1-12/4)	4 (10/21-10/28)	5 (twice, last - 2/15-2/25)	14 (12/29-1/27)
1999-00	2 (twice, last - 1/4-1/6)	3 (10/9-10/16)	12 (1/24-2/20)	16 (1/16-2/20)
HOME	Winning Streak	Unbeaten Streak	Losing Streak	Winless Streak
2012-13	5 (4/6-4/18)	-	4 (2/7-2/17)	-
2011-12	5 (12/1-12/13)	-	4 (3/18-4/7)	-
2010-11	6 (11/9-12/6)	-	4 (1/7-1/22)	-
2009-10	3 (three times, last - 3/16-3/20)	-	4 (three times, last - 3/23-4/6)	-
2008-09	3 (three times, last - 3/26-4/1)	-	7 (11/20-12/18)	-
2007-08	3 (12/18-12/22)	-	3 (twice, last - 3/19-4/1)	-
2006-07	7 (3/2-3/18)	-	5 (2/1-2/4)	-
2005-06	6 (3/20-4/15)	-	4 (1/21-1/31)	-
2003-04	3 (twice, last - 12/5-12/12)	4 (10/9-10/23)	3 (twice, last - 1/30-2/25)	6 (1/22-2/25)
2002-03	2 (four times, last - 3/13-3/17)	3 (three times, last - 3/26-4/6)	5 (12/1-1/5)	6 (12/18-1/7)
2001-02	2 (three times, last - 2/26-3/1)	3 (1/9-1/13)	4 (3/16-4/5)	9 (11/22-12/6)
2000-01	2 (twice, last - 12/8-12/13)	3 (2/13-3/3)	6 (3/16-4/1)	11 (2/27-4/1)
1999-00	2 (11/3-11/17)	2 (11/3-11/17)	11 (1/24-3/16)	17 (1/19-3/29)
ROAD	Winning Streak	Unbeaten Streak	Losing Streak	Winless Streak
2012-13	3 (2/9-2/21)	-	4 (3/28-4/4)	-
2011-12	2 (two times, last - 1/31-2/2)	-	4 (two times, last - 11/05-11/12)	-
2010-11	3 (12/4-12/13)	-	6 (1/23-2/23)	-
2009-10	4 (11/12-12/5)	-	8 (12/16-1/5)	-
2008-09	4 (2/3-2/16)	-	6 (10/11-11/1)	-
2007-08	4 (11/3-11/21)	-	10 (2/16-3/18)	-
2006-07	3 (three times, last - 1/13-2/8)	-	4 (2/10-2/17)	-
2005-06	3 (2/9-3/1)	-	4 (1/19-2/7)	-
2003-04	2 (twice, last - 2/27-3/2)	3 (2/27-3/6)	5 (1/25-2/11)	5 (twice, last - 1/25-2/11)
2002-03	4 (1/13-2/7)	4 (twice, last - 3/2-3/22)	8 (11/23-12/23)	8 (11/23-12/23)
2001-02	2 (3/22-3/23)	2 (3/22-3/23)	10 (10/6-11/18)	10 (10/6-11/18)
2000-01	2 (three times, last 3/22-3/24)	7 (10/21-11/13)	5 (2/15-2/25)	8 (1/29-12/27)
1999-00	1 (five times, last 3/8)	2 (twice, last - 12/22-12/23)	8 (10/17-11/27)	9 (twice, last - 1/8-2/20)

JETS TEAM HISTORY

SEASON-BY-SEASON COMPARISONS & ATTENDANCE

SEASON-BY-SEASON HALF-SEASON COMPARISONS

RECORD			GOALS		POWER PLAY		PENALTY KILL	
2012-13	W-L-OT	PTS	GF	GA	GF-ATT	PCT.	GA-ATT	PCT.
1st Half	12-11-1	25	61	70	10-73	13.7	18-77	76.6
2nd Half	12-10-2	26	65	71	10-72	13.9	10-61	83.6
Totals	24-21-3	51	126	141	20-145	13.8	28-138	79.7
2011-12	W-L-OT	PTS	GF	GA	GF-ATT	PCT.	GA-ATT	PCT.
1st Half	20-16-5	45	108	117	25-133	18.8	30-172	86.6
2nd Half	17-19-5	39	113	125	20-118	16.9	28-120	76.7
Totals	37-35-10	84	221	242	45-251	17.9	58-292	80.0
2010-11	W-L-OT	PTS	GF	GA	GF-ATT	PCT.	GA-ATT	PCT.
1st Half	20-14-6	46	125	118	32-154	20.7	27-139	86.6
2nd Half	14-22-6	34	93	151	21-138	15.2	37-146	74.7
Totals	34-36-12	80	218	269	53-289	18.3	64-285	77.5
2009-10	W-L-OT	PTS	GF	GA	GF-ATT	PCT.	GA-ATT	PCT.
1st Half	18-17-6	42	132	135	32-154	20.7	30-155	80.6
2nd Half	17-17-7	41	102	121	19-162	11.7	27-165	83.6
Totals	35-34-13	83	234	256	51-316	16.1	57-320	82.2
2008-09	W-L-OT	PTS	GF	GA	GF-ATT	PCT.	GA-ATT	PCT.
1st Half	13-23-5	31	114	149	36-170	21.2	48-173	72.3
2nd Half	22-18-1	45	143	131	33-187	17.6	40-193	79.3
Totals	35-41-6	76	257	280	69-357	19.3	88-366	76.0
2007-08	W-L-OT	PTS	GF	GA	GF-ATT	PCT.	GA-ATT	PCT.
1st Half	20-20-1	41	116	139	31-169	18.3	39-172	77.3
2nd Half	14-20-7	35	100	133	21-147	14.3	36-182	80.2
Totals	34-40-8	76	216	272	52-316	16.5	75-354	78.8
2006-07	W-L-OT	PTS	GF	GA	GF-ATT	PCT.	GA-ATT	PCT.
1st Half	24-11-6	54	130	121	39-220	17.7	47-216	78.2
2nd Half	19-17-5	43	116	124	28-187	15.0	32-175	81.7
Totals	43-28-11	97	246	245	67-407	16.5	79-391	79.8
2005-06	W-L-OT	PTS	GF	GA	GF-ATT	PCT.	GA-ATT	PCT.
1st Half	18-17-6	42	145	141	60-286	20.9	53-265	80.0
2nd Half	23-16-2	48	136	130	40-241	16.5	49-227	78.1
Totals	41-33-8	90	281	271	100-528	18.9	102-492	79.2
2003-04	W-L-T-OTL	PTS	GF	GA	GF-ATT	PCT.	GA-ATT	PCT.
1st Half	19-17-3-2	43	121	126	29-200	14.5	28-197	85.8
2nd Half	14-20-5-2	35	93	117	31-211	14.6	30-194	84.5
Totals	33-37-8-4	78	214	243	60-411	14.5	58-391	85.1
2002-03	W-L-T-OTL	PTS	GF	GA	GF-ATT	PCT.	GA-ATT	PCT.
1st Half	11-24-2-4	28	102	152	31-184	16.8	30-184	83.6
2nd Half	20-15-5-1	46	124	132	33-187	17.6	35-171	79.5
Totals	31-39-7-5	74	226	284	64-371	17.2	65-355	81.6
2001-02	W-L-T-OTL	PTS	GF	GA	GF-ATT	PCT.	GA-ATT	PCT.
1st Half	8-25-5-3	24	94	152	22-163	13.5	35-171	79.5
2nd Half	11-22-6-2	30	93	136	15-143	10.4	30-187	83.9
Totals	19-47-11-5	54	187	288	37-306	12.1	65-358	81.8
2000-01	W-L-T-OTL	PTS	GF	GA	GF-ATT	PCT.	GA-ATT	PCT.
1st Half	15-17-8-1	39	118	136	26-185	14.1	37-199	81.4
2nd Half	8-28-4-1	21	93	153	28-210	13.3	53-209	74.6
Totals	23-45-12-2	60	211	289	54-395	13.6	90-408	77.9
1999-00	W-L-T-OTL	PTS	GF	GA	GF-ATT	PCT.	GA-ATT	PCT.
1st Half	10-27-4-3	27	92	151	20-177	11.2	40-194	79.3
2nd Half	4-34-3-1	12	78	162	24-171	14.0	36-192	81.2
Totals	14-61-7-4	39	170	313	44-348	12.6	76-386	80.3

SEASON-BY-SEASON LEADERS BY CATEGORY

Games Played	
2012-13:	Andrew Ladd.....48 Blake Wheeler.....48 Bryan Little.....48 Evander Kane.....48
2011-12:	Andrew Ladd.....82
2010-11:	Ron Hainsey.....82 Johnny Oduya.....82 Chris Thorburn.....82
2009-10:	Maxim Afinogenov.....82 Rich Peverley.....82 Tobias Enstrom.....82
2008-09:	Five players.....82
2007-08:	Tobias Enstrom.....82 Bobby Holik.....82 Vyacheslav Kozlov.....82
2006-07:	Greg de Vries.....82 Bobby Holik.....82 Marian Hossa.....82 Ilya Kovalchuk.....82
2005-06:	Niclas Havelid.....82 Greg de Vries.....82 Vyacheslav Kozlov.....82 Marc Savard.....82
2003-04:	Shawn McCeachern.....82 Patrik Stefan.....82
2002-03:	Ilya Kovalchuk.....81
2001-02:	Dany Heatley.....82
2000-01:	Jeff Odgers.....82 Chris Tamer.....82
1999-00:	Andrew Brunette.....81 Ray Ferraro.....81
Points	
2012-13:	Andrew Ladd.....46 Blake Wheeler.....64
2011-12:	Andrew Ladd.....59
2010-11:	Nik Antropov.....67
2009-10:	Ilya Kovalchuk.....91
2008-09:	Ilya Kovalchuk.....87
2007-08:	Ilya Kovalchuk.....87
2006-07:	Marian Hossa.....100
2005-06:	Ilya Kovalchuk.....98
2003-04:	Ilya Kovalchuk.....87
2002-03:	Dany Heatley.....89
2001-02:	Dany Heatley.....67
2000-01:	Ray Ferraro.....76
1999-00:	Andrew Brunette.....50
Goals	
2012-13:	Blake Wheeler.....19
2011-12:	Evander Kane.....30
2010-11:	Andrew Ladd.....29
2009-10:	Ilya Kovalchuk*.....31
2008-09:	Ilya Kovalchuk.....43
2007-08:	Ilya Kovalchuk.....52
2006-07:	Marian Hossa.....43
2005-06:	Ilya Kovalchuk.....52
2003-04:	Ilya Kovalchuk*.....41
2002-03:	Dany Heatley.....41
2001-02:	Ilya Kovalchuk.....29
2000-01:	Donald Audette*.....32
1999-00:	Andrew Brunette.....23
Assists	
2012-13:	Andrew Ladd.....28
2011-12:	Blake Wheeler.....47
2010-11:	Tobias Enstrom.....41
2009-10:	Tobias Enstrom.....44
2008-09:	Andrew Ladd.....48 Blake Wheeler.....35 Marian Hossa.....57 Marc Savard.....69
2007-08:	Ilya Kovalchuk.....46
2006-07:	Vyacheslav Kozlov.....49
2005-06:	Dany Heatley.....41
2004-05:	Ray Ferraro.....47
2003-04:	Andrew Brunette.....27
Power Play Points	
2012-13:	Dustin Byfuglien.....10
2011-12:	Dustin Byfuglien.....19
2010-11:	Tobias Enstrom.....28
2009-10:	Nik Antropov.....21
2008-09:	Vyacheslav Kozlov.....43
2007-08:	Ilya Kovalchuk.....30
2006-07:	Marian Hossa.....44
2005-06:	Ilya Kovalchuk.....56
2003-04:	Ilya Kovalchuk.....33
2002-03:	Dany Heatley.....39
2001-02:	Dany Heatley.....18
2000-01:	Ray Ferraro.....28
1999-00:	Andrew Brunette.....21
Power Play Goals	
2012-13:	Dustin Byfuglien.....4
2011-12:	Evander Kane.....6
2010-11:	Bryan Little.....6
2009-10:	Blake Wheeler.....6
2008-09:	Andrew Ladd.....9
2007-08:	Ilya Kovalchuk*.....10
2006-07:	Bryan Little.....12
2005-06:	Ilya Kovalchuk.....12
2004-05:	Vyacheslav Kozlov.....12
2003-04:	Todd White.....12
2002-03:	Ilya Kovalchuk.....16
2001-02:	Ilya Kovalchuk.....18
2000-01:	Ilya Kovalchuk**.....17
1999-00:	Ilya Kovalchuk.....26
1998-99:	Dany Heatley.....19
1997-98:	Dany Heatley.....7
1996-97:	Ilya Kovalchuk.....7
1995-96:	Donald Audette*.....13
1994-95:	Ray Ferraro.....10
Power Play Assists	
2012-13:	Dustin Byfuglien.....6
2011-12:	Toby Enstrom.....6
2010-11:	Dustin Byfuglien.....15
2009-10:	Tobias Enstrom.....22
2008-09:	Tobias Enstrom.....17
2007-08:	Vyacheslav Kozlov.....31
2006-07:	Tobias Enstrom.....22
2005-06:	Vyacheslav Kozlov.....29
2004-05:	Marc Savard.....36
2003-04:	Ilya Kovalchuk.....17
2002-03:	Dany Heatley.....20
2001-02:	Vyacheslav Kozlov.....20
2000-01:	Dany Heatley.....11
1999-00:	Ray Ferraro.....17
1998-99:	Andrew Brunette.....12
Even-Strength Points	
2012-13:	Andrew Ladd.....40
2011-12:	Blake Wheeler.....49
2010-11:	Andrew Ladd.....38
2009-10:	Nik Antropov.....46
2008-09:	Ilya Kovalchuk.....58

*Indicates player did not finish season with team; **Indicates led NHL; ^Indicates tied for NHL lead

JETS TEAM HISTORY

2007-08:	Ilya Kovalchuk	55
2006-07:	Marian Hossa	52
2005-06:	Vyacheslav Kozlov	46
2003-04:	Ilya Kovalchuk	52
2002-03:	Dany Heatley	49
2001-02:	Dany Heatley	48
2000-01:	Ray Ferraro	48
1999-00:	Andrew Brunette	29
Even-Strength Goals		
2012-13:	Blake Wheeler	17
2011-12:	Evander Kane	25
	Andrew Ladd	24
2010-11:	Andrew Ladd	18
2009-10:	Ilya Kovalchuk*	21
2008-09:	Ilya Kovalchuk	31
2007-08:	Ilya Kovalchuk	34
2006-07:	Ilya Kovalchuk	24
2005-06:	Ilya Kovalchuk	25
2003-04:	Ilya Kovalchuk	24
2002-03:	Ilya Kovalchuk	29
2001-02:	Ilya Kovalchuk	22
2000-01:	Ray Ferraro	18
	Donald Audette	18
1999-00:	Andrew Brunette	14
Even-Strength Assists		
2012-13:	Andrew Ladd	25
2011-12:	Blake Wheeler	38
2010-11:	Bryan Little	21
2009-10:	Nik Antropov	30
2008-09:	Todd White	29
2007-08:	Ilya Kovalchuk	35
2006-07:	Marian Hossa	29
2005-06:	Marc Savard	31
2003-04:	Ilya Kovalchuk	28
2002-03:	Dany Heatley	28
	Vyacheslav Kozlov	28
2001-02:	Dany Heatley	29
2000-01:	Ray Ferraro	30
1999-00:	Andrew Brunette	16
Shorthanded Points		
2012-13:	Toby Enstrom	1
	Zach Redmond	1
	Bryan Little	1
2011-12:	Six players	1
2010-11:	Andrew Ladd	3
	Bryan Little	3
2009-10:	Rich Peverley	5
2008-09:	Marty Reasoner	6
2007-08:	Eric Perrin	10
2006-07:	Marian Hossa	4
2005-06:	Marian Hossa	8
2003-04:	Shawn McEachern	5
2002-03:	Vyacheslav Kozlov	2
	Patrik Stefan	2
	Per Svartvadet	2
2001-02:	Dany Heatley	1
	Tony Hrkac	1
	Patrik Stefan	1
	Per Svartvadet	1
	Chris Tamer	1
2000-01:	Shean Donovan	3
	Steve Guolla	3
1999-00:	Seven players	3

SEASON-BY-SEASON LEADERS BY CATEGORY

Shorthanded Goals		2008-09: Eric Boulton.....176
2012-13:	Zach Redmond.....1	2007-08: Eric Boulton.....127
2011-12:	Alexander Burmistrov.....1	2006-07: Bobby Holik.....86
	Jim Slater.....1	2005-06: Andy Sutton.....144
	Mark Stuart.....1	2003-04: Francis Lessard.....181
2010-11:	Andrew Ladd.....2	2002-03: Jeff Odgers.....171
	Bryan Little.....2	2001-02: Jeff Odgers.....135
2009-10:	Chris Thorburn.....3	2000-01: Jeff Odgers.....226
2008-09:	Colin Stuart.....3	1999-00: Denny Lambert.....219
2007-08:	Pascal Dupuis.....3	
2006-07:	Marian Hossa.....3	
2005-06:	Marian Hossa**.....7	
2003-04:	Patrik Stefan.....2	
	Daniel Tjernqvist.....2	
	J.P. Vigier.....2	
2002-03:	Pascal Rheaume*.....2	
2001-02:	Patrik Stefan.....1	
	Tony Hrkac.....1	
	Chris Tamer.....1	
2000-01:	Shean Donovan.....3	
1999-00:	Ed Ward*.....2	
Game-Winning Goals		
2012-13:	Andrew Ladd.....4	
	Evander Kane.....4	
2011-12:	Andrew Ladd.....6	
	Bryan Little.....6	
2010-11:	Dustin Byfuglien.....6	
2009-10:	Rich Peverley.....7	
2008-09:	Ilya Kovalchuk.....6	
2007-08:	Marian Hossa*.....4	
	Ilya Kovalchuk.....4	
	Vyacheslav Kozlov.....4	
	Todd White.....4	
2006-07:	Ilya Kovalchuk.....8	
2005-06:	Marian Hossa.....7	
	Ilya Kovalchuk.....7	
2003-04:	Ilya Kovalchuk.....6	
2002-03:	Dany Heatley.....6	
2001-02:	Dany Heatley.....4	
	Ilya Kovalchuk.....4	
2000-01:	Andrew Brunette.....4	
1999-00:	Donald Audette.....4	
Plus/Minus Rating (min. 50 games)		
2012-13:	Andrew Ladd.....+10	
	Grant Clitsome.....+10	
2011-12:	Evander Kane.....+11	
2010-11:	Bryan Little.....+11	
2009-10:	Nik Antropov.....+13	
2008-09:	Tobias Enstrom.....+14	
2007-08:	Niclas Havelid.....+2	
2006-07:	Marian Hossa.....+18	
2005-06:	Marian Hossa.....+17	
2003-04:	Shawn McCaughern.....+5	
2002-03:	Dany Heatley.....-8	
	Andy Sutton.....-8	
2001-02:	Patrik Stefan.....-4	
	Pascal Rheaume.....-4	
2000-01:	Frantisek Kaberle.....+11	
1999-00:	Donald Audette.....+2	
Penalty Minutes		
2012-13:	Evander Kane.....80	
2011-12:	Mark Stuart.....98	
2010-11:	Dustin Byfuglien.....93	
2009-10:	Eric Boulton.....113	

***Indicates franchise record; Note: 2012-13 was a 48-game lockout-shortened season

SEASON-BY-SEASON LEADERS BY CATEGORY - GOALTENDERS

Goaltender Games Played		2012-13: Ondrej Pavelec.....44
2011-12:	Ondrej Pavelec.....68	2010-11: Ondrej Pavelec.....58
2009-10:	Johan Hedberg.....47	2008-09: Kari Lehtonen.....46
2007-08:	Kari Lehtonen.....48	2006-07: Kari Lehtonen.....68
2005-06:	Kari Lehtonen.....38	2003-04: Pasi Nurminen.....64
2002-03:	Pasi Nurminen.....52	2001-02: Milan Hnilicka.....60
2000-01:	Damian Rhodes.....38	1999-00: Norm Maracle.....32
Wins		2012-13: Ondrej Pavelec.....21
2011-12:	Ondrej Pavelec.....29	2010-11: Ondrej Pavelec.....21
2009-10:	Johan Hedberg.....21	2008-09: Kari Lehtonen.....19
2007-08:	Kari Lehtonen.....17	2006-07: Kari Lehtonen.....34
2005-06:	Kari Lehtonen.....20	2003-04: Pasi Nurminen.....25
2002-03:	Pasi Nurminen.....21	2001-02: Milan Hnilicka.....13
2000-01:	Milan Hnilicka.....12	1999-00: Damian Rhodes.....5
Shutouts		2012-13: Al Montoya.....1
2011-12:	Ondrej Pavelec.....4	2010-11: Ondrej Pavelec.....4
2009-10:	Johan Hedberg.....3	2008-09: Kari Lehtonen.....3
2007-08:	Kari Lehtonen.....4	2006-07: Kari Lehtonen.....4
2005-06:	Kari Lehtonen.....2	2003-04: Pasi Nurminen.....3
2002-03:	Pasi Nurminen.....3	2001-02: Pasi Nurminen.....2
2000-01:	Milan Hnilicka.....2	1999-00: Norm Maracle.....1
Save Percentage (min. 20 games)		2012-13: Ondrej Pavelec......905
2011-12:	Ondrej Pavelec......906	2010-11: Ondrej Pavelec......914
2009-10:	Johan Hedberg......915	2008-09: Kari Lehtonen......911
2007-08:	Kari Lehtonen......916	2006-07: Kari Lehtonen......912
2005-06:	Kari Lehtonen......906	2003-04: Pasi Nurminen......904
2002-03:	Pasi Nurminen......906	2001-02: Milan Hnilicka......908
2000-01:	Damian Rhodes......897	1999-00: Norm Maracle......889
Goals-Against Average (min. 20 games)		2012-13: Ondrej Pavelec.....2.80
2011-12:	Ondrej Pavelec.....2.91	2010-11: Ondrej Pavelec.....2.73
2009-10:	Johan Hedberg.....2.62	2008-09: Kari Lehtonen.....3.06
2007-08:	Kari Lehtonen.....2.90	2006-07: Kari Lehtonen.....2.79
2005-06:	Kari Lehtonen.....2.94	2003-04: Pasi Nurminen.....2.77
2002-03:	Pasi Nurminen.....2.88	2001-02: Milan Hnilicka.....3.19
2000-01:	Damian Rhodes.....3.35	1999-00: Norm Maracle.....3.48
1999-00:	Norm Maracle......868	

SEASON-BY-SEASON STREAK LEADERS

POINTS, MOST CONSECUTIVE GAMES

Year	Player	Games	Dates	Total Points (Goals, Assists)
2012-13:	Toby Enstrom	8	1/22-2/7	12 (2 goals, 10 assists)
	Evander Kane	8	2/12-2/26	10 (6 goals, 4 assists)
2011-12:	Evander Kane	8	2/16-3/1	14 (7 goals, 7 assists)
2010-11:	Dustin Byfuglien	6	11/19-11/30	11 (5 goals, 6 assists)
	Tobias Enstrom	6	1/2-1/15	9 (1 goals, 8 assists)
	Andrew Ladd	6	10/15-10/27	8 (3 goals, 5 assists)
	Andrew Ladd	6	1/2-1/15	7 (4 goals, 3 assists)
2009-10:	Ilya Kovalchuk	10	12/10-12/28	15 (7 goals, 8 assists)
2008-09:	Todd White	9	3/6-3/21	10 (3 goals, 7 assists)
2007-08:	Ilya Kovalchuk	10	12/27-1/15	16 (8 goals, 8 assists)
2006-07:	Marian Hossa	11	2/17-3/12	18 (7 goals, 11 assists)
2005-06:	Marc Savard	9	12/26-1/11	14 (5 goals, 9 assists)
	Vyacheslav Kozlov	9	10/25-11/12	14 (3 goals, 11 assists)
2003-04:	Ilya Kovalchuk	8	11/25-12/10	8 (3 goals, 5 assists)
2002-03:	Marc Savard	8	3/22-4/5	14 (5 goals, 9 assists)
2001-02:	Dany Heatley	5	11/13-11/22	7 (3 goals, 4 assists)
	Tony Hrkac	5	3/18-3/27	6 (4 goals, 2 assists)
	Ilya Kovalchuk	5	10/29-11/1	5 (4 goals, 1 assist)
2000-01:	Donald Audette	7	10/7-10/25	14 (7 goals, 7 assists)
	Donald Audette	7	1/29-2/13	8 (4 goals, 4 assists)
	Ray Ferraro	7	11/2-11/13	7 (2 goals, 5 assists)
1999-00:	Andrew Brunette	6	10/9-10/26	10 (5 goals, 5 assists)
	Donald Audette	6	3/18-3/28	8 (4 goals, 4 assists)

GOALS, MOST CONSECUTIVE GAMES

Year	Player	Games	Dates	Total Goals
2012-13:	Evander Kane	4	2/21-2/26	5
2011-12:	Nik Antropov	4	3/14-3/30	4
	Blake Wheeler	4	3/1-3/9	4
	Bryan Little	4	12/6-12/13	4
2010-11:	Andrew Ladd	4	2/13-2/23	5
	Niclas Bergfors	4	10/27-11/3	4
2009-10:	Maxim Afinogenov	5	11/12-11/21	6
2008-09:	Ilya Kovalchuk	6	2/8-2/19	9

SEASON-BY-SEASON STREAK LEADERS

GOALS, MOST CONSECUTIVE GAMES CONT.

Year	Player	Games	Dates	Total Goals
2007-08:	Ilya Kovalchuk	4	11/1-11/9	8
	Ilya Kovalchuk	4	11/29-12/5	5
	Ilya Kovalchuk	4	11/13-11/21	5
	Ilya Kovalchuk	4	1/6-1/12	4
	Marian Hossa*	4	11/9-11/16	6
2008-07:	Ilya Kovalchuk	6	10/21-10/30	8
2005-06:	Ilya Kovalchuk	7	1/1-1/13	11
2003-04:	Vyacheslav Kozlov	5	12/3-12/12	5
2002-03:	Dany Heatley	3	4/2-4/6	4
	Dany Heatley	3	3/15-3/19	3
	Marc Savard	3	3/28-3/31	4
	Marc Savard	3	1/11-1/15	3
	Dan Snyder	3	3/9-3/13	4
2001-02:	Ilya Kovalchuk	3	10/21-10/26	3
	Ilya Kovalchuk	4	10/23-10/30	4
	Ilya Kovalchuk	4	1/13-1/19	4
2000-01:	Donald Audette	3	12/26-12/29	3
	Ray Ferraro	3	10/17-10/21	3
	Ray Ferraro	3	12/4-12/8	6
	Tomi Kallio	3	3/8-3/11	3
	Steve Guolla	3	12/1-12/4	4
1999-00:	Yves Sarault	3	1/20-1/23	4
	Andrew Brunette	3	10/9-10/16	4
	Andrew Brunette	3	10/31-11/6	3
	Ray Ferraro	3	1/1-1/8	3
	Per Svartvadet	3	10/31-11/6	3
	Donald Audette	3	3/18-3/22	3

ASSISTS, MOST CONSECUTIVE GAMES

Year	Player	Games	Dates	Total Assists
2012-13:	Andrew Ladd	7	4/4-4/20	8
2011-12:	Dustin Byfuglien	7	2/16-2/27	11
2010-11:	Rich Peverley	5	10/23-11/3	6
	Tobias Enstrom	5	11/21-11/30	5
	Tobias Enstrom	6	12/12-12/21	9
2009-10:	Todd White	7	2/15-2/28	8
2008-09:	Todd White	8	12/27-1/10	8
2007-08:	Marian Hossa	5	11/3-11/10	8
	Keith Tkachuk	5	3/29-4/7	5
2005-06:	Vyacheslav Kozlov	7	10/29-11/12	10
2003-04:	Marc Savard	6	12/1-12/12	7
2002-03:	Vyacheslav Kozlov	6	3/28-4/6	10
2001-02:	Dany Heatley	6	11/23-12/6	9
	Dany Heatley	3	3/1-3/4	3
	Dany Heatley	3	3/20-3/23	3
	Dany Heatley	3	4/5-4/10	3
	Tony Hrkac	3	11/19-11/24	3
	Frantisek Kaberle	3	12/18-12/21	3
	Tomi Kallio	3	10/13-10/19	3
	Ilya Kovalchuk	3	12/4-12/8	3
	Patrik Stefan	3	3/14-3/18	3
	Donald Audette	6	10/7-10/21	7
1999-00:	Andrew Brunette	4	10/16-10/26	5

AT LEAST ONE SHOT, MOST CONSECUTIVE GAMES

Year	Player	Games	Dates	Total Shots
2012-13:	Blake Wheeler	46	1/22-4/25	128
2011-12:	Zach Bogosian	38	10/17-1/7	75
2010-11:	Dustin Byfuglien	79	10/8-4/7	342
2009-10:	Maxim Afinogenov	35	12/30-3/23	81
2008-09:	Ilya Kovalchuk	48	12/18-4/11	195
2007-08:	Ilya Kovalchuk	46	10/13-1/20	188
2006-07:	Ilya Kovalchuk	41	10/5-12/30	184
2005-06:	Marian Hossa	80	10/5-4/18	341
2003-04:	Ilya Kovalchuk	39	11/8-1/30	163
	Marc Savard	39	10/9-2/13	119
	Dany Heatley	45	1/3-4/6	167
2001-02:	Ilya Kovalchuk	43	11/10-2/11	143
2000-01:	Donald Audette	34	12/19-3/11	105
1999-00:	Tomi Kallio	34	12/6-4/6	79
	Nelson Emerson	40	11/25-3/12	121

SEASON-BY-SEASON STREAK LEADERS

PLUS-RATING, MOST CONSECUTIVE GAMES

Year	Player	Games	Dates	Plus Rating
2012-13:	Blake Wheeler	6	4/6-4/20	+9
2011-12:	Tim Stapleton	7	3/14-3/26	+9
2010-11:	Tobias Enstrom	5	12/13-12/20	+8
	Anthony Stewart	5	12/18-12/26	+6
	Colby Armstrong	6	12/10-12/19	+7
2009-10:	Colby Armstrong	7	3/21-4/5	+10
2008-09:	Niclas Havelid	4	1/30-2/5	+6
	Eric Perrin	4	11/3-11/10	+6
2006-07:	Ilya Kovalchuk	6	3/6-3/16	+8
2005-06:	Greg de Vries	6	4/5-4/15	+10
2003-04:	Frantisek Kaberle	4	12/5-12/12	+6
	Frantisek Kaberle	4	12/16/12/23	+6
	Dany Heatley	5	3/9-3/17	+8
2002-03:	Dany Heatley	5	12/28-1/6	+5
2001-02:	Daniel Tjarnqvist	6	10/28-11/13	+9
1999-00:	Frantisek Kaberle	3	12/3-12/6	+4
	Patrik Stefan	3	12/3-12/6	+4
	Andrew Brunette	3	12/3-12/6	+4
	Petr Buzek	3	12/3-12/6	+3
	David Harlock	3	10/31-11/6	+3
	Dean Sylvester	3	12/3-12/6	+3
	Yannick Tremblay	3	3/18-3/22	+3

GOALTENDER WINS, MOST CONSECUTIVE GAMES

Year	Player	Games	Dates	Shots - Saves
2012-13:	Ondrej Pavelec	5	4/6-4/18	142-132
2011-12:	Ondrej Pavelec	3	12/1-12/6	98-95
	Ondrej Pavelec	3	11/14-11/19	95-88
	Ondrej Pavelec	6	11/19-11/30	188-183
2009-10:	Johan Hedberg	3	3/16-3/20	90-82
2008-09:	Kari Lehtonen	5	3/6-3/16	176-170
	Johan Hedberg	5	3/21-4/3	123-111
	Kari Lehtonen	4	12/18-12/23	123-115
2007-08:	Johan Hedberg	4	11/13-11/21	104-98
	Kari Lehtonen	5	12/19-12/27	173-162
2006-07:	Kari Lehtonen	5	3/2-3/8	158-149
2005-06:	Kari Lehtonen	5	1/6-1/18	152-140
2003-04:	Pasi Nurminen	4	11/16-11/23	94-85
	Kari Lehtonen	4	3/19-4/3	106-101
2002-03:	Pasi Nurminen	3	11/9-11/13	84-77
2001-02:	Milan Hnilecka	2	10/26-10/27	69-66
	Frederic Cassivi	2	3/22-3/23	87-83
2000-01:	Milan Hnilecka	3	12/9-12/26	101-94
1999-00:	Scott Fankhauser	2	1/4-1/6	53-48

GOALTENDER STARTS, MOST CONSECUTIVE GAMES

Year	Player	Games	Dates	Record
2012-13:	Ondrej Pavelec	13	3/30-4/25	6-6-1
2011-12:	Ondrej Pavelec	13	2/27-3/28	5-8-0
	Ondrej Pavelec	13	10/27-11/23	6-4-3
2010-11:	Ondrej Pavelec	12	1/17-2/7	3-6-3
2009-10:	Ondrej Pavelec	5	10/29-11/7	2-3
2008-09:	Kari Lehtonen	9	2/19-3/10	5-3-1
2007-08:	Kari Lehtonen	8	12/18-12/31	5-3-0
2006-07:	Kari Lehtonen	15	1/6-2/10	6-7-2
2005-06:	Kari Lehtonen	28	1/21-4/6	14-13-0
2003-04:	Pasi Nurminen	16	2/13-3/17	8-7-1
2002-03:	Pasi Nurminen	9	1/15-2/4	6-2-1
2001-02:	Milan Hnilecka	10	1/11-1/30	4-5-1
2000-01:	Milan Hnilecka	14	10/28-11/29	4-8-2
1999-00:	Damian Rhodes	11	3/16-4/4	2-8-1

JETS TEAM HISTORY 1999-00 SEASON SUMMARY

RESULTS: 14-57-7-4

Date	Opponent	Score	Result
Oct 2	vs. NJ	1-4	L
Oct 7	vs. DET	1-7	L
Oct 9	vs. BUF	5-5	T
Oct 14	@ NYI	2-0	W
Oct 16	@ TB	4-4	T
Oct 17	@ NYR	1-4	L
Oct 23	vs. COL	2-3	L (OT)
Oct 26	vs. CGY	2-1	W
Oct 27	@ TOR	0-4	L
Oct 31	vs. OTT	4-6	L
Nov. 3	vs. TB	4-1	W
Nov. 6	@ BOS	2-4	L
Nov. 10	@ FLA	1-4	L
Nov. 12	@ NJ	1-5	L
Nov. 13	@ MTL	2-4	L
Nov. 17	vs. TB	5-4	W
Nov. 19	vs. BUF	0-4	L
Nov. 20	@ BUF	3-4	L
Nov. 22	vs. VAN	6-3	W
Nov. 25	vs. OTT	3-6	L
Nov. 27	@ FLA	0-3	L
Nov. 28	vs. DAL	2-4	L
Dec. 3	vs. FLA	2-1	W
Dec. 4	@ NYI	4-3	W
Dec. 6	vs. NSH	3-4	L (OT)
Dec. 8	@ LA	0-4	L
Dec. 10	@ SJ	1-4	L
Dec. 12	@ ANA	1-4	L
Dec. 15	vs. WSH	0-4	L
Dec. 17	vs. BOS	1-3	L
Dec. 18	@ CAR	2-4	L
Dec. 22	@ FLA	3-3	T
Dec. 23	@ PHI	4-4	T
Dec. 26	vs. TB	6-3	W
Dec. 27	@ DET	2-3	L (OT)
Jan. 30	@ NSH	0-6	L
Jan. 1	vs. CAR	2-4	L
Jan. 4	@ BUF	5-4	W
Jan. 6	vs. WSH	3-1	W
Jan. 8	@ WSH	0-3	L
Jan. 12	vs. WSH	2-5	L
Jan. 14	vs. PHI	1-0	W
Jan. 16	@ NYR	3-6	L
Jan. 17	@ BOS	3-3	T
Jan. 19	vs. BOS	3-4	L
Jan. 21	vs. FLA	3-3	T
Jan. 24	vs. NYR	3-6	L
Jan. 27	@ PIT	1-4	L
Jan. 29	@ TB	1-2	L
Jan. 31	vs. PIT	1-2	L (OT)
Feb. 2	@ DAL	1-2	L
Feb. 3	vs. NYR	3-6	L
Feb. 9	@ PIT	2-5	L
Feb. 11	vs. SJ	0-3	L
Feb. 12	vs. CHI	3-4	L
Feb. 15	@ STL	1-4	L
Feb. 16	vs. MTL	1-5	L
Feb. 20	@ PHX	2-4	L
Feb. 22	@ COL	4-3	W
Feb. 25	@ EDM	4-5	L
Feb. 26	@ CGY	2-5	L
Feb. 29	vs. TOR	0-4	L
Mar. 2	vs. STL	2-5	L
Mar. 4	@ OTT	2-3	L
Mar. 6	@ MTL	2-3	L
Mar. 10	vs. NJ	0-9	L
Mar. 12	@ CAR	1-5	L
Mar. 13	vs. EDM	0-3	L
Mar. 16	vs. NYI	2-4	L
Mar. 18	@ TOR	4-1	W
Mar. 21	@ OTT	1-7	L
Mar. 22	vs. MTL	1-1	T
Mar. 24	vs. PIT	3-5	L
Mar. 26	vs. LA	1-4	L
Mar. 28	@ WSH	2-5	L
Mar. 29	vs. PHX	2-3	L
Mar. 31	@ NJ	0-6	L
Apr. 2	vs. NYI	5-4	W
Apr. 4	vs. PHI	3-5	L
Apr. 6	@ PHI	1-3	L
Apr. 8	vs. CAR	3-4	L
Apr. 9	@ CAR	1-2	L

FINAL INDIVIDUAL STATISTICS

Player	GP	ATOI	G	A	PTS	+/-	PIM	PP	SH	GW
Andrew Brunette	81	19:42	23	27	50	-32	30	9	0	2
Ray Ferraro	81	16:10	19	25	44	-33	88	10	0	3
Donald Audette	LA 49	14:56	12	20	32	6	45	1	0	3
	ATL 14	21:35	7	4	11	-4	12	0	1	1
	TOTAL 63	16:00	19	24	43	2	57	1	1	4
Yannick Tremblay	75	19:27	10	21	31	-42	22	4	1	2
Hnat Domenichelli	CGY 32	12:39	5	9	14	0	12	1	0	1
	ATL 27	16:55	6	9	15	-21	4	0	0	0
	TOTAL 59	14:17	11	18	29	-21	16	1	0	1
Stephen Guolla	TB 46	11:26	6	10	16	2	11	2	0	0
	ATL 20	17:47	4	9	13	-13	4	2	0	0
	TOTAL 66	13:05	10	19	29	-11	15	4	0	0
Dean Sylvester	52	13:44	16	10	26	-14	24	1	0	2
Patrik Stefan*	72	14:49	5	20	25	-20	30	1	0	0
Mike Stapleton	62	17:18	10	12	22	-29	30	4	0	1
Petr Buzek*	63	18:24	5	14	19	-22	41	3	0	0
Johan Garpenlov	73	15:19	2	14	16	-30	31	0	0	0
Frantisek Kaberle*	LA 37	17:04	0	9	9	3	4	0	0	0
	ATL 14	24:39	1	6	7	-13	6	0	1	0
	TOTAL 51	18:43	1	15	16	-10	10	0	1	0
Andreas Karlsson*	51	13:00	5	9	14	-17	14	1	0	0
Shean Donovan	COL 18	5:20	1	0	1	-4	8	0	0	0
	ATL 33	14:19	4	7	11	-13	18	1	0	1
	TOTAL 51	10:55	5	7	12	-17	26	1	0	1
Denny Lambert	73	11:39	5	6	11	-17	219	2	0	0
Gord Murphy	58	22:41	1	10	11	-26	38	0	0	0
Chris Tamer	69	18:29	2	8	10	-32	91	0	0	0
Maxim Galanov	40	21:32	4	3	7	-12	20	0	0	0
Per Svartvadet*	38	13:24	3	4	7	-8	6	0	0	0
Matt Johnson	64	8:25	2	5	7	-11	144	0	0	0
David Harlock	44	19:41	0	6	6	-8	36	0	0	0
Steve Staios	27	13:01	2	3	5	-5	66	0	0	0
Chris McAlpine	STL 21	11:41	1	1	2	1	14	0	0	0
	TB 10	18:23	1	1	2	-5	10	0	0	0
	ATL 3	19:40	0	0	0	-4	2	0	0	0
	TOTAL 34	14:21	2	2	4	-8	26	0	0	0
Sergei Vyshedkevich*	7	23:18	1	3	4	-3	2	1	0	0
Herbert Vasiljevs*	7	9:18	1	0	1	-3	4	0	0	0
Rumun Ndur	27	13:12	1	0	1	-17	71	0	0	0
Martin Prochazka	3	16:37	0	1	1	-1	0	0	0	0
Brett Clark	14	16:51	0	1	1	-12	4	0	0	0
Bryan Adams*	2	10:57	0	0	0	-1	0	0	0	0
Vladimir Vujtek	3	10:52	0	0	0	0	0	0	0	0
Geordie Kinnear	4	18:27	0	0	0	-1	13	0	0	0
Scott Langkow*	15	51:00	0	0	0	0	0	0	0	0
Scott Fankhouser*	16	57:50	0	0	0	0	4	0	0	0
Damian Rhodes	28	55:45	0	0	0	0	2	0	0	0
Norm Maracle*	32	50:56	0	0	0	0	0	0	0	0
Goaltender										
	GPI	MINS	AVG	W	L	T	EN	SO	SV %	
Scott Fankhouser*	16	920	3.20	2	11	2	1	0	.891	
Norm Maracle*	32	1618	3.49	4	19	2	5	1	.890	
Damian Rhodes	28	1561	3.88	5	19	3	3	1	.874	
Scott Langkow*	15	785	4.31	3	11	0	1	0	.861	
TOTALS	82	4966	3.78	14	61	7	10	2	.877	
TRADED / WAIVED PLAYERS										
Player	GP	G	A	PTS	+/-	PIM	PP	SH	GW	
Nelson Emerson	58	14	19	33	-24	47	4	0	0	
Darryl Shannon	49	5	13	18	-14	65	1	0	1	
Kelly Buchberger	68	5	12	17	-34	139	0	0	0	
Ed Ward	44	5	1	6	-5	44	0	2	0	
Jason Botterill	25	1	4	5	-7	17	0	0	1	
Kevin Dean	23	1	0	1	-5	14	0	1	0	
Eric Bertrand*	8	0	0	0	-5	4	0	0	0	
Rick Tabaracci	1	0	0	0	0	0	0	0	0	
*Indicates rookie status										

RESULTS: 23-45-12-2

Date	Opponent	Score	Result
Oct 7	vs. NYR	1-2	L
Oct 11	vs. WSH	3-3	T
Oct 15	@ TB	2-5	L
Oct 17	vs. NJ	3-3	T
Oct 20	vs. NYI	3-5	L
Oct 21	@ OTT	6-6	T
Oct 25	@ EDM	3-1	W
Oct 27	@ VAN	1-1	T
Oct 28	@ SJ	2-2	T
Nov. 2	vs. LA	2-5	L
Nov. 4	@ BOS	8-3	W
Nov. 6	vs. OTT	2-3	L
Nov. 12	@ WSH	2-2	T
Nov. 13	@ FLA	4-1	W
Nov. 15	vs. NSH	1-0	W
Nov. 17	vs. PHI	2-3	L (OT)
Nov. 18	@ PIT	1-3	L
Nov. 22	@ TB	2-8	L
Nov. 23	vs. MTL	0-6	L
Nov. 25	vs. WSH	2-1	W
Nov. 27	@ MTL	2-3	L
Nov. 29	vs. DET	4-6	L
Dec. 1	vs. TB	5-3	W
Dec. 2	@ CBJ	2-1	W
Dec. 4	vs. BOS	5-4	W
Dec. 6	vs. CAR	3-5	L
Dec. 8	vs. FLA	4-3	W
Dec. 9	@ NYI	5-2	W
Dec. 11	@ NJ	0-4	L
Dec. 13	vs. CHI	3-1	W
Dec. 15	vs. STL	3-6	L
Dec. 19	@ LA	7-6	W
Dec. 20	@ ANA	4-2	W
Dec. 22	@ PHX	1-5	L
Dec. 26	vs. TOR	5-3	W
Dec. 28	@ NYR	4-1	W
Dec. 29	@ NYI	2-5	L
Jan. 1	@ WSH	2-4	L
Jan. 3	@ MIN	1-1	T
Jan. 5	vs. PHI	4-6	L
Jan. 6	@ PHI	2-2	T
Jan. 10	vs. DAL	2-3	L
Jan. 12	vs. MTL	0-3	L
Jan. 13	@ WSH	1-4	L
Jan. 17	vs. ANA	2-5	L
Jan. 20	@ NJ	2-3	L
Jan. 21	vs. NYI	4-4	T
Jan. 23	@ NSH	3-4	L
Jan. 25	vs. TOR	1-2	L (OT)
Jan. 27	@ PIT	1-5	L
Jan. 29	@ NYR	7-2	W
Jan. 30	vs. PIT	3-6	L
Feb. 1	vs. CAR	1-3	L
Feb. 7	@ TOR	1-7	L
Feb. 9	vs. BOS	5-1	W
Feb. 10	vs. FLA	3-7	L
Feb. 13	vs. BUF	5-4	W
Feb. 15	@ BUF	1-3	L
Feb. 17	@ PHI	1-5	L
Feb. 21	@ CAR	3-6	L
Feb. 23	@ CHI	0-1	L
Feb. 25	@ COL	2-5	L
Feb. 27	vs. CAR	1-1	T
Mar. 2	@ FLA	4-3	W
Mar. 3	vs. FLA	2-2	T
Mar. 6	vs. COL	2-4	L
Mar. 8	vs. PIT	3-5	L
Mar. 10	@ BOS	7-5	W
Mar. 11	vs. CGY	3-3	T
Mar. 14	@ OTT	1-8	L
Mar. 16	vs. CBJ	0-3	L
Mar. 18	vs. VAN	3-5	L
Mar. 21	vs. TB	3-4	L
Mar. 22	@ TB	2-0	W
Mar. 24	@ MTL	3-2	W
Mar. 26	vs. BUF	0-4	L
Mar. 28	vs. NJ	2-4	L
Mar. 30	@ BUF	0-4	L
Apr. 1	vs. NYR	2-4	L
Apr. 3	vs. OTT	5-2	W
Apr. 5	@ DET	0-4	L
Apr. 6	@ CAR	2-3	L

FINAL INDIVIDUAL STATISTICS

Player	GP	ATOI	G	A	PTS	+/-	PIM	PP	SH	GW
Ray Ferraro	81	18:19	29	47	76	-11	91	11	0	2
Andrew Brunette	77	16:58	15	44	59	-5	26	6	0	4
Jiri Slegr	PIT 42	17:37	5	10	15	-9	60	0	1	1
	ATL 33	21:34	3	16	19	-1	36	2	0	0
	TOTAL 75	19:35	8	26	34	-10	96	2	1	1
Patrik Stefan	66	14:07	10	21	31	-3	22	0	0	1
Stephen Guolla	63	14:41	12	16	28	-6	23	2	0	3
Hnat Domenichelli	63	14:21	15	12	27	-9	18	4	0	1
Tomi Kallio*	56	16:17	14	13	27	-3	22	2	0	2
Shean Donovan	63	14:03	12	11	23	-14	47	1	3	0
Steve Staios	70	21:45	9	13	22	-23	137	4	0	0
Per Svartvadet	69	14:42	10	11	21	-6	20	0	2	1
Chris Tamer	82	19:42	4	13	17	-1	128	0	1	1
Andreas Karlsson	60	12:54	5	11	16	-2	16	0	1	0
Frantisek Kaberle	51	22:17	4	11	15	11	18	1	0	1
Ladislav Kohn	ANA 51	10:59	4	3	7	-15	42	0	1	0
	ATL 26	13:38	3	4	7	-12	44	0	1	0
	TOTAL 77	11:52	7	7	14	-27	86	0	2	0
Gord Murphy	27	20:44	3	11	14	-11	12	2	0	0
Jeff Odgers	82	8:39	6	7	13	-8	226	0	0	1
Yannick Tremblay	46	20:27	4	8	12	-6	30	1	0	1
Dean Sylvester	43	14:04	5	6	11	-16	8	1	0	0
Yves Sarault	20	13:08	5	4	9	-9	26	2	0	0
Herbert Vasiljev*	21	16:01	4	5	9	-11	14	2	0	1
Denny Lambert	67	9:08	1	7	8	-5	215	0	0	0
Brad Tapper*	16	12:44	2	3	5	1	6	0	0	0
Chris Joseph	PHX 24	12:59	1	1	2	-4	16	0	1	0
	ATL 19	20:48	0	3	3	-7	20	0	0	0
	TOTAL 43	16:43	1	4	5	-11	36	0	1	0
Andrei Skopintsev	17	18:13	1	3	4	-7	16	0	0	1
Jarrod Skalde	19	13:57	1	2	3	-8	20	0	0	0
Brett Clark	28	18:02	1	2	3	-12	14	0	0	0
Adam Burt	27	19:05	0	2	2	2	27	0	0	0
Bryan Adams*	9	9:37	0	1	1	-4	2	0	0	0
David Harlock	65	17:04	0	1	1	-28	62	0	0	0
Dan Snyder*	2	6:55	0	0	0	0	0	0	0	0
J.P. Vigier*	2	9:56	0	0	0	-2	0	0	0	0
Brian Pothier*	3	20:38	0	0	0	4	2	0	0	0
Petr Buzek	5	17:26	0	0	0	2	8	0	0	0
Scott Fankhouser*	7	37:14	0	0	0	0	2	0	0	0
Darcy Hordichuk*	11	7:18	0	0	0	-3	38	0	0	0
Norm Maracle	13	57:55	0	0	0	0	0	0	0	0
Milan Hnilicka	36	52:19	0	0	0	0	4	0	0	0
Damian Rhodes	38	54:52	0	0	0	0	16	0	0	0
Goaltender	GPI	MINS	AVG	W	L	T	EN	SO	SV%	
Milan Hnilicka	36	1879	3.35	12	19	2	1	2	.890	
Damian Rhodes	38	2072	3.36	7	19	7	5	0	.897	
Norm Maracle	13	753	3.43	2	8	3	3	0	.894	
Scott Fankhouser*	7	260	3.69	2	1	0	0	0	.900	
TOTALS	82	4983	3.48	23	47	12	9	2	.891	
TRADED / WAIVED PLAYERS										
Player	GP	G	A	PTS	+/-	PIM	PP	SH	GW	
Donald Audette	64	32	39	71	-3	64	13	1	2	
Sergei Vyshechevich*	23	1	2	3	-7	14	0	0	0	
* Indicates rookie status										

JETS TEAM HISTORY 2001-02 SEASON SUMMARY

RESULTS: 19-47-11-5

Date	Opponent	Score	Result
Oct. 4	@ BUF	2-1	W
Oct. 6	@ BOS	3-4	L (TOT)
Oct. 13	vs. CAR	2-5	L
Oct. 16	vs. PHI	3-3	T
Oct. 19	vs. NYR	3-4	L
Oct. 20	@ CAR	1-2	L (TOT)
Oct. 23	vs. PIT	2-4	L
Oct. 26	vs. WSH	1-0	W
Oct. 27	vs. TB	4-3	W
Oct. 30	vs. OTT	3-6	L
Nov. 1	@ SJ	2-5	L
Nov. 3	@ LA	1-4	L
Nov. 4	@ ANA	0-5	L
Nov. 7	@ NJ	2-3	L
Nov. 8	@ BUF	0-8	L
Nov. 10	@ WSH	0-3	L
Nov. 13	@ MIN	2-4	L
Nov. 16	vs. NSH	4-4	T
Nov. 18	vs. NYR	2-6	L
Nov. 19	vs. BUF	3-2	W
Nov. 22	vs. MTL	2-5	L
Nov. 24	@ OTT	6-3	W
Nov. 27	@ MTL	1-5	L
Nov. 29	@ TB	2-5	L
Dec. 1	@ FLA	5-2	W
Dec. 4	vs. BOS	2-3	L
Dec. 6	vs. WSH	3-3	T
Dec. 8	@ PIT	3-6	L
Dec. 10	vs. PHI	1-3	L
Dec. 12	vs. MTL	3-3	T
Dec. 14	vs. CHI	1-3	L
Dec. 15	@ WSH	2-5	L
Dec. 18	@ BOS	3-2	W
Dec. 19	vs. SJ	2-4	L
Dec. 21	@ CAR	4-5	L (TOT)
Dec. 23	vs. DAL	1-4	L
Dec. 26	vs. FLA	3-3	T
Dec. 28	vs. TOR	5-4	W
Dec. 31	@ FLA	3-4	L
Jan. 2	@ DAL	1-2	L
Jan. 3	@ PHX	1-2	L
Jan. 6	vs. NYI	2-3	L
Jan. 8	@ PHI	4-7	L
Jan. 9	vs. OTT	4-3	W
Jan. 11	vs. CGY	1-0	W
Jan. 13	vs. TB	2-2	T
Jan. 15	@ TOR	3-2	W
Jan. 17	@ PHI	3-6	L
Jan. 19	@ FLA	6-1	W
Jan. 22	vs. WSH	0-3	L
Jan. 24	vs. NJ	4-2	W
Jan. 26	@ PIT	2-3	L (TOT)
Jan. 28	vs. PHX	2-4	L
Jan. 30	vs. TOR	0-6	L
Feb. 5	vs. OTT	3-2	W
Feb. 7	@ NJ	3-3	T
Feb. 8	vs. NYR	1-2	L
Feb. 11	@ TOR	4-5	L
Feb. 12	@ STL	0-3	L
Feb. 26	vs. BUF	2-1	W
Mar. 1	vs. NYI	4-3	W
Mar. 2	@ NYI	1-4	L
Mar. 4	@ MTL	3-5	L
Mar. 6	vs. ANA	1-4	L
Mar. 8	vs. BOS	0-3	L
Mar. 10	@ NYI	1-6	L
Mar. 12	vs. TB	4-4	T
Mar. 14	vs. COL	2-0	W
Mar. 16	vs. VAN	2-4	L
Mar. 18	vs. PIT	2-4	L
Mar. 20	@ TB	2-4	L
Mar. 22	@ NYR	5-2	W
Mar. 23	@ OTT	3-2	W
Mar. 27	vs. MIN	2-4	L
Mar. 30	@ DET	1-4	L
Apr. 2	@ CGY	2-4	L
Apr. 3	@ COL	0-6	L
Apr. 5	vs. NJ	1-3	L
Apr. 7	@ CAR	1-1	T
Apr. 10	vs. FLA	4-4	T
Apr. 12	@ CBJ	4-5	L (TOT)
Apr. 14	vs. CAR	2-2	T

FINAL INDIVIDUAL STATISTICS

Player	GP	ATOI	G	A	PTS	+/-	PIM	PP	SH	GW
Dany Heatley*	82	19:53	26	41	67	-19	56	7	0	4
Ilya Kovalchuk*	65	18:32	29	22	51	-9	28	7	0	4
Tony Hrkac	80	17:29	18	26	44	-12	12	5	1	2
Lubos Bartek	71	14:28	13	14	27	-15	30	1	0	0
Frantisek Kaberle	61	21:35	5	20	25	-11	24	1	0	0
Yannick Tremblay	66	21:50	9	15	24	-15	47	1	0	1
Patrik Stefan	59	15:58	7	16	23	-4	22	0	1	0
Pascal Rheaume	CHI 19	9:22	0	2	2	-1	4	0	0	0
	ATL 42	14:27	11	9	20	-3	25	6	0	2
	TOTAL 61	12:52	11	11	22	-4	29	6	0	2
Tomi Kallio	60	21:21	8	14	22	-8	12	1	0	0
Daniel Tjernqvist*	75	21:32	2	16	18	-22	14	1	0	0
Per Svartvadet	78	13:22	3	12	15	-12	24	0	0	0
Andy Sutton	MIN 19	10:57	2	4	6	-4	35	1	0	0
	ATL 24	15:25	0	4	4	0	46	0	0	0
	TOTAL 43	13:26	2	8	10	-4	81	1	0	0
Brian Pothier*	33	21:41	3	6	9	-19	22	1	0	1
Jeff Odgers	46	8:37	4	4	8	-3	135	0	0	1
Todd Reirden	65	18:02	3	5	8	-25	82	1	0	0
Andreas Karlsson	42	12:30	1	7	8	-8	20	0	0	0
Jeff Cowan	CGY 19	7:44	1	0	1	-3	40	0	0	1
	ATL 38	12:27	4	1	5	-11	50	0	0	1
	TOTAL 57	10:52	5	1	6	-14	90	0	0	2
Chris Tamer	78	18:30	3	3	6	-11	111	0	1	0
Brad Tapper*	20	13:21	2	4	6	-3	43	0	0	0
J.P. Vigier*	15	13:13	4	1	5	-5	4	0	0	0
Yuri Butsayev	DET 3	9:44	0	0	0	-1	0	0	0	0
	ATL 8	13:28	2	0	2	1	4	0	0	0
	TOTAL 11	12:26	2	0	2	0	4	0	0	0
Dan Snyder*	11	10:57	1	1	2	-3	30	0	0	0
Milan Hnilicka	60	56:11	0	2	2	0	8	0	0	0
Kamil Pirots*	8	12:12	0	1	1	-2	4	0	0	0
Mike Weaver*	16	13:54	0	1	1	0	10	0	0	0
David Harlock	19	14:55	0	1	1	-2	18	0	0	0
Norm Maracle	1	60:00	0	0	0	0	0	0	0	0
Luke Sellers*	1	3:27	0	0	0	0	2	0	0	0
Derek MacKenzie*	1	13:51	0	0	0	-1	2	0	0	0
Brett Clark	2	15:32	0	0	0	-3	0	0	0	0
Mark Hartigan*	2	13:16	0	0	0	-2	2	0	0	0
Kirill Safronov*	PHX 1	6:08	0	0	0	-2	0	0	0	0
	ATL 2	21:11	0	0	0	-3	2	0	0	0
	TOTAL 3	16:10	0	0	0	-5	2	0	0	0
Francis Lessard*	5	12:45	0	0	0	0	26	0	0	0
Frederic Cassivi	6	51:16	0	0	0	0	0	0	0	0
Ben Simon*	6	9:20	0	0	0	1	6	0	0	0
Pasi Nurminen*	9	51:39	0	0	0	0	0	0	0	0
Damian Rhodes	15	51:26	0	0	0	0	0	0	0	0
Goaltender	GPI	MINS	AVG	W	L	T	EN	SO	SV %	
Norm Maracle	1	60	3.00	0	1	0	0	0	.850	
Milan Hnilicka	60	3367	3.19	13	33	10	9	3	.908	
Frederic Cassivi	6	307	3.32	2	3	0	1	0	.918	
Pasi Nurminen*	9	485	3.61	2	5	0	1	0	.898	
Damian Rhodes	15	769	3.67	2	10	1	3	0	.893	
TOTALS	82	4994	3.46	19	52	11	14	3	.901	
TRADED / WAIVED PLAYERS										
Player	GP	G	A	PTS	+/-	PIM	PP	SH	GW	
Ray Ferraro	61	8	19	27	-32	66	2	0	0	
Hnat Domenichelli	40	8	11	19	-18	34	1	0	1	
Shean Donovan	48	6	6	12	-16	40	1	0	2	
Jiri Slegr	38	3	5	8	-21	51	1	0	0	
Bob Corkum	65	3	4	7	-30	16	0	0	0	
Darcy Hordichuk	33	1	1	2	-5	127	0	0	0	
David Harlock	19	0	1	1	-2	18	0	0	0	
Brett Clark	2	0	0	0	-3	0	0	0	0	
Petr Buzek	9	0	0	0	-4	13	0	0	0	

* Indicates rookie status

JETS TEAM HISTORY 2002-03 SEASON SUMMARY

RESULTS: 31-39-7-5

Date	Opponent	Score	Result
Oct. 11	@ CAR	3-5	L
Oct. 12	vs. FLA	4-5	L (TOT)
Oct. 16	@ PIT	2-3	L
Oct. 18	@ TB	5-8	L
Oct. 19	vs. NYI	4-5	L
Oct. 21	@ FLA	2-3	L
Oct. 23	vs. NJ	1-2	L
Oct. 26	@ BOS	3-4	L
Oct. 29	vs. LA	0-4	L
Oct. 31	@ TOR	3-3	T
Nov. 2	@ FLA	3-1	W
Nov. 7	@ CHI	0-5	L
Nov. 9	@ BUF	6-4	W
Nov. 11	vs. CGY	2-1	W
Nov. 13	vs. SJ	3-2	W
Nov. 15	vs. PHX	1-5	L
Nov. 17	vs. ANA	1-5	L
Nov. 19	vs. FLA	4-3	W
Nov. 22	vs. PIT	1-3	L
Nov. 23	@ WSH	3-6	L
Nov. 26	@ MTL	2-3	L
Nov. 28	vs. NYR	7-4	W
Dec. 1	vs. WSH	5-4	W
Dec. 5	@ BOS	3-4	L (TOT)
Dec. 6	@ WSH	6-7	L (TOT)
Dec. 8	vs. EDM	0-3	L
Dec. 11	@ PHX	2-4	L
Dec. 13	@ DAL	1-3	L
Dec. 14	@ STL	0-4	L
Dec. 16	vs. TOR	1-0	W
Dec. 18	vs. PHI	1-3	L
Dec. 20	vs. CAR	2-3	L (TOT)
Dec. 23	@ TOR	1-5	L
Dec. 27	@ CAR	5-3	W
Dec. 28	vs. BOS	0-1	L
Dec. 30	@ PIT	3-2	W
Jan. 2	@ OTT	1-8	L
Jan. 3	vs. PIT	1-4	L
Jan. 5	vs. PHI	4-5	L
Jan. 7	vs. CAR	3-3	T
Jan. 9	@ TB	3-2	W
Jan. 11	@ NYI	3-7	L
Jan. 13	@ PHI	7-4	W
Jan. 15	vs. MTL	1-0	W
Jan. 17	vs. BOS	3-1	W
Jan. 19	vs. NYI	1-4	L
Jan. 21	vs. STL	8-4	W
Jan. 23	vs. OTT	3-3	T
Jan. 25	@ NYR	4-1	W
Jan. 28	vs. NYR	5-2	W
Jan. 30	vs. TOR	2-5	L
Feb. 4	@ MTL	4-3	W
Feb. 7	@ NJ	4-2	W
Feb. 8	@ OTT	1-3	L
Feb. 12	vs. WSH	1-5	L
Feb. 14	vs. TB	2-2	T
Feb. 15	vs. DET	2-6	L
Feb. 17	vs. BUF	4-3	W
Feb. 19	@ TB	0-2	L
Feb. 23	@ EDM	3-3	T
Feb. 25	@ VAN	0-8	L
Feb. 27	@ COL	4-3	W
Mar. 1	@ LA	1-4	L
Mar. 2	@ ANA	4-1	W
Mar. 6	@ WSH	4-4	T
Mar. 7	vs. FLA	1-2	L
Mar. 9	vs. MIN	4-6	L
Mar. 11	@ NJ	3-2	W
Mar. 13	vs. MTL	2-4	L
Mar. 15	vs. BUF	5-3	W
Mar. 17	vs. CBJ	3-2	W
Mar. 19	vs. DAL	4-5	L (TOT)
Mar. 21	vs. OTT	1-5	L
Mar. 22	@ CBJ	3-2	W
Mar. 24	@ PHI	2-6	L
Mar. 26	vs. CAR	5-1	W
Mar. 28	vs. NJ	1-1	T
Mar. 29	@ NSH	3-2	W
Mar. 31	@ NYR	4-3	W
Apr. 2	@ BUF	3-4	L
Apr. 5	@ NYI	3-2	W
Apr. 6	vs. TB	6-2	W

FINAL INDIVIDUAL STATISTICS

Player	GP	ATOI	G	A	PTS	+/-	PIM	PP	SH	GW
Dany Heatley	77	21:57	41	48	89	-8	58	19	1	6
Vyacheslav Kozlov	79	20:01	21	49	70	-10	66	9	1	2
Ilya Kovalchuk	81	19:27	38	29	67	-24	57	9	0	3
Marc Savard	CGY 10	14:41	1	2	3	-3	8	0	0	0
	ATL 57	19:50	16	31	47	-11	77	6	0	4
	TOTAL 67	19:03	17	33	50	-14	85	6	0	4
Patrik Stefan	71	16:50	13	21	34	-10	12	3	0	2
Yannick Tremblay	75	21:45	8	22	30	-27	32	5	0	1
Shawn McEachern	46	19:18	10	16	26	-27	28	4	1	1
Tony Hrkac	80	16:06	9	17	26	-16	14	2	0	2
Frantisek Kaberle	79	21:57	7	19	26	-19	32	3	1	2
Andy Sutton	53	18:00	3	18	21	-8	114	1	1	0
Lubos Bartekco	37	12:31	7	9	16	3	8	0	0	1
Daniel Tjernqvist	75	21:53	3	12	15	-20	26	1	0	0
Brad Tapper	35	10:53	10	4	14	2	23	1	0	3
Dan Snyder*	36	10:54	10	4	14	-4	34	0	1	1
Chris Tamer	72	15:41	1	9	10	-10	118	0	0	0
Jeff Cowan	66	8:24	3	5	8	-15	115	0	0	0
Per Svartvadet	62	11:46	1	7	8	-11	8	0	0	0
Mark Hartigan*	23	10:52	5	2	7	-8	6	1	0	0
Jeff Odgers	74	7:48	2	4	6	-13	171	0	0	1
Kamil Piro*	3	17:05	3	2	5	4	2	0	0	1
Mike Weaver*	40	18:38	0	5	5	-5	20	0	0	0
Kirill Safronov*	32	15:02	2	2	4	-10	14	0	0	0
Pasi Nurminen	52	54:55	0	3	3	0	4	0	0	0
Yuri Butsayev	16	12:05	2	0	2	-5	8	0	0	0
Joe DiPenta*	3	15:47	1	1	2	3	0	0	0	0
Garnet Exelby*	15	18:04	0	2	2	0	41	0	0	0
Francis Lessard*	18	5:40	0	2	2	1	61	0	0	0
Ben Simon*	10	9:25	0	1	1	0	9	0	0	0
Frederic Cassivi	2	61:30	0	0	0	0	0	0	0	0
Kurtis Foster*	2	11:06	0	0	0	-2	0	0	0	0
Simon Gamache*	2	12:37	0	0	0	-1	2	0	0	0
Jeff Farkas*	3	13:32	0	0	0	-1	0	0	0	0
Uwe Krupp	4	15:19	0	0	0	-2	10	0	0	0
Zdenek Blatny*	4	10:31	0	0	0	-1	0	0	0	0
J.P. Vigier	13	14:07	0	0	0	-13	4	0	0	0
Byron Dafeo	17	52:38	0	0	0	0	0	0	0	0
Milan Hrnlicka	21	52:23	0	0	0	0	2	0	0	0
Goaltender	GPI	MINS	AVG	W	L	T	EN	SO	SV%	
Pasi Nurminen	52	2856	2.88	21	19	5	6	2	.906	
Milan Hrnlicka	21	1097	3.56	4	13	1	0	0	.893	
Byron Dafeo	17	895	4.36	5	11	1	0	0	.862	
Frederic Cassivi	2	123	5.37	1	1	0	0	0	.810	
TOTALS	82	4993	3.41	31	44	7	6	2	.890	
TRADED / WAIVED PLAYERS										
Player	GP	G	A	PTS	+/-	PTM	PP	SH	GW	
Pascal Rheumaue	56	4	9	13	-8	24	0	2	1	
Richard Smeulik	43	2	9	11	-4	16	0	0	0	
Chris Herperger	27	4	1	5	-11	7	0	0	0	
Tomi Kallio	5	0	2	2	-2	4	0	0	0	
*Indicates rookie status										

JETS TEAM HISTORY 2003-04 SEASON SUMMARY

RESULTS: 33-37-8-4

Date	Opponent	Score	Result
Oct. 9	vs. CBJ	2:1	W
Oct. 11	@ WSH	4:3	W
Oct. 14	vs. NYI	2:2	T
Oct. 16	@ NYR	0:0	T
Oct. 18	vs. CHI	7:2	W
Oct. 21	@ TB	2:3	L (OT)
Oct. 23	vs. NSH	4:2	W
Oct. 25	vs. FLA	2:3	L
Oct. 27	@ TOR	3:2	W
Oct. 30	@ MIN	2:3	L
Oct. 31	@ WSH	1:2	L
Nov. 2	vs. SJ	2:2	T
Nov. 5	@ BUF	7:4	W
Nov. 7	@ CBJ	2:4	L
Nov. 8	@ NYI	4:3	W
Nov. 11	vs. OTT	3:5	L
Nov. 13	@ CAR	1:5	L
Nov. 15	@ PHI	0:4	L
Nov. 16	vs. FLA	5:2	W
Nov. 19	vs. BOS	5:4	W
Nov. 21	@ FLA	6:3	W
Nov. 23	vs. PHX	1:0	W
Nov. 25	vs. OTT	3:6	L
Nov. 27	vs. TOR	1:3	L
Nov. 29	vs. TB	2:1	W
Dec. 1	@ PIT	2:4	L
Dec. 3	vs. BOS	4:6	L
Dec. 5	vs. ANA	6:2	W
Dec. 6	@ FLA	4:3	W
Dec. 10	vs. LA	4:3	W
Dec. 12	vs. PIT	6:3	W
Dec. 13	@ NYI	0:4	L
Dec. 16	vs. WSH	0:5	L
Dec. 18	vs. NJ	0:3	L
Dec. 20	@ PIT	7:4	W
Dec. 21	@ PHI	4:1	W
Dec. 26	vs. TB	3:1	W
Dec. 28	@ OTT	2:5	L
Dec. 29	vs. MTL	1:2	L
Dec. 31	@ DET	5:6	L (OT)
Jan. 3	@ MTL	1:5	L
Jan. 8	@ DAL	1:2	L
Jan. 10	@ SJ	2:5	L
Jan. 11	@ PHX	1:1	T
Jan. 14	vs. MTL	1:2	L
Jan. 16	vs. CAR	3:4	L
Jan. 18	@ CAR	5:2	W
Jan. 20	vs. BUF	4:1	W
Jan. 22	vs. COL	1:1	T
Jan. 24	vs. NYI	0:3	L
Jan. 25	@ NJ	2:3	L
Jan. 28	vs. STL	1:1	T
Jan. 30	vs. TOR	1:4	L
Jan. 31	@ TB	2:5	L
Feb. 3	@ BOS	4:5	L
Feb. 5	vs. PHI	1:5	L
Feb. 10	@ CGY	2:5	L
Feb. 11	@ EDM	1:5	L
Feb. 13	@ VAN	4:1	W
Feb. 16	@ BUF	2:7	L
Feb. 17	@ MTL	4:1	W
Feb. 19	@ OTT	3:2	W
Feb. 21	@ PHI	4:5	L
Feb. 25	vs. TB	2:4	L
Feb. 27	@ NJ	3:2	W
Feb. 29	vs. NYR	3:2	W
Mar. 2	@ NYR	4:3	W
Mar. 5	vs. CAR	2:3	L (OT)
Mar. 6	@ BOS	2:2	T
Mar. 9	vs. NYR	0:2	L
Mar. 12	@ CAR	2:4	L
Mar. 13	vs. WSH	5:2	W
Mar. 15	vs. CAR	1:0	W
Mar. 17	vs. BUF	3:4	L (OT)
Mar. 19	vs. FLA	3:2	W
Mar. 20	@ WSH	2:2	T
Mar. 24	vs. WSH	3:2	W
Mar. 26	vs. NJ	0:5	L
Mar. 27	@ FLA	3:0	W
Mar. 29	@ TOR	2:4	L
Apr. 2	vs. PIT	2:3	L
Apr. 3	@ TB	2:1	W

FINAL INDIVIDUAL STATISTICS

Player	GP	ATOI	G	A	PTS	+/-	PIM	PP	SH	GW
Ilya Kovalchuk	81	23:41	41	46	87	-10	63	16	1	6
Shawn McEachern	82	20:13	17	38	55	5	76	5	1	3
Vyacheslav Kozlov	76	20:20	20	32	52	-12	74	6	0	1
Marc Savard	45	22:19	19	33	52	-8	85	6	1	3
Patrik Stefan	82	16:28	14	26	40	-7	26	3	2	2
Randy Robitaille	69	15:51	11	26	37	-12	20	5	0	2
Ronald Petrovicky	78	14:16	16	15	31	-9	123	0	0	1
Frantisek Kaberle	67	23:19	3	26	29	2	30	2	0	1
Dany Heatley	31	19:52	13	12	25	-8	18	5	0	3
Serge Aubin	66	15:59	10	15	25	0	73	1	0	2
Andy Sutton	65	23:20	8	13	21	0	94	7	1	1
Daniel Tjernqvist	68	22:16	5	15	20	-4	20	0	2	1
J.P. Vigier	70	14:36	10	8	18	-18	22	2	2	3
Ivan Majesky	63	14:27	3	7	10	-7	76	0	0	0
Yannick Tremblay	38	21:35	2	8	10	-13	13	1	0	1
Garnet Exelby*	71	19:31	1	9	10	-10	134	0	0	0
Chris Tamer	38	17:58	2	5	7	-9	55	0	0	1
Brad Larsen	COL	26	7:41	2	2	4	2	11	0	0
	ATL	6	13:39	0	0	0	-2	2	0	0
	TOTAL	32	8:48	2	2	4	0	13	0	0
Shawn Heins	17	13:52	0	4	4	-1	16	0	0	0
Zdenek Blatny*	16	10:26	3	0	3	0	6	0	0	0
Ben Simon	52	6:04	3	0	3	-10	28	0	0	0
Tommi Santala*	33	10:07	1	2	3	-7	22	0	0	1
Francis Lessard*	62	4:27	1	1	2	-5	181	0	0	0
Pasi Nurminen	64	58:24	0	2	2	0	35	0	0	0
Kip Brennan*	LA	18	5:00	1	0	1	-1	79	0	0
	ATL	5	3:36	0	0	0	0	17	0	0
	TOTAL	23	4:42	1	0	1	-1	96	0	0
Brian Swanson	2	6:35	0	1	1	0	0	0	0	0
Kurtis Foster*	3	6:58	0	1	1	0	0	0	0	0
Karl Stewart*	5	4:27	0	1	1	0	4	0	0	0
Kyle Rossiter*	FLA	4	11:54	0	0	0	-1	7	0	0
	ATL	2	10:14	0	1	1	0	0	0	0
	TOTAL	6	11:21	0	1	1	0	7	0	0
Daniel Corso	7	12:59	0	1	1	-2	0	0	0	0
Derek MacKenzie*	12	6:38	0	1	1	0	10	0	0	0
Tomas Kloucek	NSH	5	11:34	0	1	1	3	10	0	0
	ATL	37	8:00	0	0	0	-8	25	0	0
	TOTAL	42	8:25	0	1	1	-5	35	0	0
Mike Weaver	1	8:28	0	0	0	-1	0	0	0	0
Kari Lehtonen*	4	59:59	0	0	0	0	0	0	0	0
Byron Dafeo	18	54:02	0	0	0	0	2	0	0	0
Bill Lindsay	24	5:55	0	0	0	-6	25	0	0	0
Goaltender	GPT	MINS	AVG	W	L	T	EN	SO	SV%	
Kari Lehtonen*	4	239	1.25	4	0	0	0	1	.953	
Pasi Nurminen	64	3738	2.77	25	30	7	11	3	.904	
Byron Dafeo	18	972	3.14	4	11	1	2	0	.898	
TOTALS	82	4989	2.92	33	41	8	14	4	.899	
TRADED / WAIVED PLAYERS										
Player	GP	G	A	PTS	+/-	PIM	PP	SH	GW	
Jeff Cowan	58	9	15	24	2	68	1	0	1	
Jean-Luc Grand-Pierre	27	2	2	4	-7	26	0	1	0	
Simon Gamache	2	0	1	1	0	0	0	0	0	
Kamil Piro	14	0	1	1	-3	4	0	0	0	
*Indicates rookie status										

RESULTS: 41-33-8

Date	Opponent	Score	Result
Oct. 5	@ FLA	0:2	L
Oct. 7	@ WSH	7:3	W
Oct. 8	vs. WSH	6:1	W
Oct. 12	vs. MTL	0:2	L
Oct. 14	vs. TOR	1:9	L
Oct. 15	@ NYR	1:5	L
Oct. 20	vs. TB	0:6	L
Oct. 22	vs. NJ	4:3	W
Oct. 25	@ NYI	3:4	L
Oct. 27	@ PIT	5:7	L
Oct. 29	vs. TB	2:3	L
Nov. 1	@ TB	6:4	W
Nov. 4	@ WSH	2:3	SOL
Nov. 5	@ PHI	3:4	L
Nov. 9	vs. PIT	5:0	W
Nov. 11	vs. TB	5:2	W
Nov. 12	@ CAR	9:0	W
Nov. 16	vs. NYI	3:7	L
Nov. 18	@ PHI	6:5	OTW
Nov. 19	@ TOR	1:5	L
Nov. 22	@ MTL	2:3	SOL
Nov. 24	vs. NYR	3:6	L
Nov. 26	vs. FLA	7:4	W
Nov. 27	@ CAR	5:2	W
Nov. 29	vs. CAR	3:4	OTL
Dec. 1	vs. TOR	0:4	L
Dec. 3	@ ANA	1:2	L
Dec. 5	@ PHX	2:5	L
Dec. 6	@ SJ	3:5	L
Dec. 9	vs. CBJ	5:2	W
Dec. 11	vs. CHI	4:5	SOL
Dec. 13	vs. DET	7:6	W
Dec. 15	@ NJ	2:3	OTW
Dec. 17	vs. FLA	2:1	W
Dec. 22	vs. WSH	5:6	SOL
Dec. 23	@ NJ	1:0	W
Dec. 26	vs. MTL	4:0	W
Dec. 28	vs. PHI	3:4	OTL
Dec. 30	@ BUF	1:4	L
Jan. 1	@ WSH	5:2	W
Jan. 2	vs. OTT	8:3	W
Jan. 4	@ CAR	3:4	L
Jan. 6	vs. PIT	6:4	W
Jan. 7	@ PIT	4:3	W
Jan. 11	vs. NSH	4:3	SOW
Jan. 13	vs. STL	2:0	W
Jan. 18	@ DAL	5:2	W
Jan. 19	@ LA	6:8	L
Jan. 21	vs. TB	0:2	L
Jan. 24	vs. BOS	2:3	L
Jan. 26	vs. CAR	1:5	L
Jan. 28	@ CAR	1:4	L
Jan. 31	vs. BUF	2:5	L
Feb. 3	@ FLA	2:5	L
Feb. 4	vs. FLA	6:4	W
Feb. 7	@ TOR	1:4	L
Feb. 9	@ OTT	2:1	W
Feb. 11	@ MTL	2:1	SOW
Mar. 1	@ BUF	4:2	W
Mar. 2	@ BOS	2:3	L
Mar. 4	vs. WSH	3:2	OTW
Mar. 6	vs. FLA	4:3	SOW
Mar. 8	vs. TOR	2:2	SOW
Mar. 10	vs. OTT	1:3	L
Mar. 12	@ NYR	3:2	OTW
Mar. 16	vs. NYI	4:2	W
Mar. 18	vs. PHI	2:4	L
Mar. 20	vs. BUF	5:0	W
Mar. 21	@ BOS	5:4	SOW
Mar. 23	vs. NJ	6:5	OTW
Mar. 25	@ NYI	1:5	L
Mar. 30	@ TB	3:4	L
Apr. 1	vs. CAR	5:2	W
Apr. 3	@ OTT	4:6	L
Apr. 5	@ FLA	5:2	W
Apr. 6	@ TB	2:3	SOL
Apr. 8	vs. CAR	5:2	W
Apr. 11	@ TB	6:2	W
Apr. 13	vs. WSH	5:3	W
Apr. 15	vs. BOS	4:3	W
Apr. 17	@ WSH	4:6	L
Apr. 18	@ FLA	1:2	OTL

FINAL INDIVIDUAL STATISTICS

Player	GP	ATOI	G	A	PTS	+/-	PIM	PP	SH	GW
Ilya Kovalchuk	78	22:22	52	46	98	-6	68	27	0	7
Marc Savard	82	20:30	28	69	97	7	100	14	1	4
Marian Hossa	80	21:41	39	53	92	17	67	14	7	7
Vyacheslav Kozlov	82	17:46	25	46	71	14	33	8	0	1
Peter Bondra	60	15:56	21	18	39	-3	40	8	0	1
Jaroslav Modry	79	20:47	7	31	38	-9	76	5	0	2
Greg de Vries	82	22:00	7	28	35	1	76	3	0	2
Scott Mellanby	71	13:24	12	22	34	5	55	3	0	3
Bobby Holik	64	17:30	15	18	33	-6	79	5	0	0
Niclas Havelid	82	24:25	4	28	32	9	48	2	0	0
Andy Sutton	76	21:04	8	17	25	13	144	2	1	3
Patrik Stefan	64	13:49	10	14	24	3	36	2	0	3
Serge Aubin	74	11:05	7	17	24	-4	79	1	0	0
Jim Slater*	71	10:05	10	10	20	1	46	1	0	0
Ronald Petrovicky	60	11:53	8	12	20	-8	62	2	0	2
Steve McCarthy	ATL	16	16:44	7	3	10	0	8	2	0
TOTAL	67	13:16	2	4	6	3	43	0	0	0
Brad Larsen	62	10:58	7	8	15	-3	21	0	3	1
J.P. Vigier	41	14:21	4	6	10	-4	40	1	1	0
Garnet Exelby*	75	15:40	1	9	10	11	75	0	0	0
Eric Boulton	51	4:54	4	5	9	-4	87	0	0	0
Shane Hnidy	66	10:14	0	3	3	1	33	0	0	0
Ramzi Abid	6	8:10	0	2	2	1	6	0	0	0
Michael Garnett*	24	52:58	0	2	2	0	0	0	0	0
Braydon Coburn*	9	7:43	0	1	1	-2	4	0	0	0
Derek MacKenzie*	11	6:32	0	1	1	0	8	0	0	0</

JETS TEAM HISTORY 2006-07 SEASON SUMMARY

RESULTS: 43-28-11

Date	Opponent	Score	Result
Oct. 5	vs. TB	2-3	SOL
Oct. 7	vs. FLA	6-0	W
Oct. 9	@ TB	1-0	W
Oct. 11	vs. BOS	4-1	W
Oct. 13	vs. CAR	3-4	L
Oct. 14	@ WSH	4-3	OTW
Oct. 19	vs. WSH	4-3	SOW
Oct. 21	vs. FLA	4-2	W
Oct. 23	@ FLA	6-3	W
Oct. 25	@ CAR	4-5	OTL
Oct. 26	@ PHI	2-3	SOL
Oct. 28	@ BUF	5-4	SOW
Oct. 30	@ TOR	2-4	L
Nov. 1	vs. CAR	2-5	L
Nov. 3	@ WSH	4-3	W
Nov. 4	@ NYI	4-1	W
Nov. 6	vs. BOS	5-3	W
Nov. 8	vs. OTT	5-4	W
Nov. 10	vs. NYR	2-5	L
Nov. 11	@ TB	2-5	L
Nov. 17	vs. DAL	3-5	L
Nov. 18	@ MTL	1-3	L
Nov. 22	@ WSH	4-2	W
Nov. 24	@ TB	2-3	OTL
Nov. 25	vs. FLA	1-0	W
Nov. 28	@ NYR	5-4	OTW
Nov. 20	vs. TOR	5-0	W
Dec. 2	@ FLA	3-1	W
Dec. 5	@ TOR	5-2	W
Dec. 7	@ TB	0-8	L
Dec. 9	vs. PIT	3-4	OTL
Dec. 13	vs. ANA	1-2	L
Dec. 15	vs. WSH	2-3	OTL
Dec. 16	@ NYI	0-6	L
Dec. 19	@ NJ	4-3	SOW
Dec. 21	vs. PIT	4-3	SOW
Dec. 23	vs. NYI	5-2	W
Dec. 26	vs. TB	2-1	W
Dec. 27	@ PIT	4-2	W
Dec. 30	@ BUF	1-4	L
Jan. 1	@ OTT	3-2	OTW
Jan. 2	@ MIN	1-5	L
Jan. 5	vs. PHX	4-5	OTL
Jan. 6	@ WSH	2-3	OTL
Jan. 9	@ MTL	2-4	L
Jan. 12	@ NJ	1-2	L
Jan. 13	@ CAR	4-3	SOW
Jan. 16	vs. LA	6-2	W
Jan. 18	vs. MTL	1-4	L
Jan. 20	@ NYR	3-1	W
Jan. 26	vs. NYI	5-4	OTW
Jan. 28	vs. PHI	1-2	L
Jan. 30	vs. NJ	5-4	SOW
Feb. 1	vs. NYI	2-5	L
Feb. 3	vs. PHI	2-5	L
Feb. 6	vs. BUF	3-4	SOL
Feb. 8	@ COL	6-3	W
Feb. 10	@ VAN	2-3	L
Feb. 11	@ EDM	1-5	L
Feb. 13	@ CGY	1-4	L
Feb. 17	@ OTT	3-5	L
Feb. 20	@ CAR	3-1	W
Feb. 22	vs. TB	4-5	OTL
Feb. 24	vs. CAR	1-4	L
Feb. 26	@ BOS	3-2	W
Mar. 2	vs. OTT	4-2	W
Mar. 4	vs. CAR	3-1	W
Mar. 6	vs. FLA	4-2	W
Mar. 8	vs. MTL	5-2	W
Mar. 10	@ FLA	2-3	L
Mar. 12	vs. WSH	4-2	W
Mar. 15	@ PHI	2-3	L
Mar. 16	vs. NYR	2-1	W
Mar. 18	vs. BUF	4-3	OTW
Mar. 22	vs. SJ	1-5	L
Mar. 24	@ PIT	1-2	L
Mar. 28	@ FLA	2-3	SOL
Mar. 29	vs. TOR	3-2	OTW
Mar. 31	@ BOS	3-2	W
Apr. 4	vs. WSH	2-3	L
Apr. 6	@ CAR	4-1	W
Apr. 7	vs. TB	3-2	SOW

FINAL INDIVIDUAL STATISTICS

Player	GP	ATOI	G	A	PTS	+/-	PIM	PP	SH	GW
Marian Hossa	82	21:40	43	57	100	18	49	17	3	5
Vyacheslav Kozlov	81	20:29	28	52	80	9	36	8	0	8
Ilya Kovalchuk	82	21:31	42	34	76	-2	66	18	0	7
Keith Tkachuk	ATL 18	17:41	7	8	15	8	34	2	0	3
	STL 61	17:25	20	23	43	3	92	8	0	1
	TOTAL 79	17:29	27	31	58	11	126	10	0	4
Alexei Zhitnik	ATL 18	25:49	2	12	14	4	14	2	0	1
	NYI 30	21:37	2	9	11	13	40	0	0	1
	PHI 31	25:30	3	10	13	-16	38	1	0	0
	TOTAL 79	24:06	7	31	38	1	92	3	0	2
Scott Mellanby	69	13:43	12	24	36	-9	63	5	0	2
Eric Belanger	ATL 24	19:28	9	6	15	0	12	1	0	0
	CAR 56	14:51	8	12	20	-2	14	3	0	1
	TOTAL 80	16:14	17	18	35	-2	26	4	0	1
Jon Sim	77	11:44	17	12	29	-1	60	2	0	1
Bobby Holik	82	15:56	11	18	29	-3	86	2	1	1
Greg de Vries	82	22:14	3	21	24	-3	66	0	0	0
Steve Rucchin	47	18:20	5	16	21	-4	14	1	0	1
Niclas Havelid	77	25:16	3	18	21	-2	52	1	0	1
Pascal Dupuis	ATL 17	16:43	3	2	5	-6	4	0	0	1
	MIN 48	15:07	10	3	13	-7	38	2	2	0
	NYR 6	15:29	1	0	1	-4	0	0	0	0
	TOTAL 71	15:32	14	5	19	-17	42	2	2	1
Jim Slater	74	10:13	5	14	19	8	62	0	0	2
Steve McCarthy	46	15:17	4	12	16	4	24	3	0	0
Andy Sutton	55	19:27	2	14	16	6	76	0	1	0
Brad Larsen	72	12:22	7	6	13	-11	39	0	2	0
J.P. Vigier	72	10:59	5	8	13	0	27	0	0	0
Shane Hnidy	72	15:38	5	7	12	15	63	0	1	1
Garnet Exelby	58	17:59	2	8	10	2	56	0	1	0
Eric Boulton	45	6:16	3	4	7	2	49	0	0	0
Jason Krog	ATL 14	13:57	1	3	4	3	6	0	0	0
	NYR 9	9:57	2	0	2	2	4	0	0	1
	TOTAL 23	11:48	3	3	6	5	10	0	0	1
Johan Hedberg	21	50:20	0	1	1	0	6	0	0	0
Kari Lehtonen	68	57:51	0	1	1	0	6	0	0	0
Mark Popovic*	3	10:14	0	1	1	1	0	0	0	0
Derek MacKenzie	4	4:59	0	0	0	1	0	0	0	0
Darren Haydar	4	8:01	0	0	0	0	0	0	0	0
Goaltender	GPI	MINS	AVG	W	L	OT	EN	SO	SV%	
Kari Lehtonen	68	3934	2.79	34	24	9	5	4	0	.912
Johan Hedberg	21	1057	2.89	9	4	2	2	0	0	.898
TOTALS	82	5015	2.88	43	28	11	7	4	0	.907
TRADED / WAIVED PLAYERS										
Player	GP	G	A	PTS	+/-	PIM	PP	SH	GW	
Braydon Coburn*	29	0	4	4	1	30	0	0	0	0
Denis Hamel	3	1	0	1	0	0	0	0	0	0
Niko Kapanen	60	4	9	13	-12	20	1	0	0	0
Glen Metropolit	57	12	16	28	9	20	4	0	0	2
Vitaly Vishnevski	52	3	9	12	-5	31	0	0	0	0
*Indicates rookie status										

RESULTS: 34-40-8

Date	Opponent	Score	Result
Oct. 5	vs. WSH	1-3	L
Oct. 6	@ TB	2-5	L
Oct. 10	vs. OTT	1-3	L
Oct. 11	@ BUF	0-6	L
Oct. 13	vs. NJ	5-6	L
Oct. 16	@ PHI	0-4	L
Oct. 18	vs. NYR	5-3	W
Oct. 20	@ TB	2-6	L
Oct. 23	@ TOR	5-4	SOW
Oct. 25	@ NSH	0-3	L
Oct. 27	@ CHI	3-2	W
Oct. 30	@ MTL	3-2	SOW
Nov. 1	@ OTT	4-6	L
Nov. 3	@ TB	6-4	W
Nov. 6	vs. WSH	2-1	OTW
Nov. 9	@ FLA	4-1	W
Nov. 10	vs. CAR	3-5	L
Nov. 13	vs. FLA	3-2	OTW
Nov. 16	@ CAR	3-0	W
Nov. 19	vs. TB	4-3	OTW
Nov. 21	@ WSH	5-1	W
Nov. 23	vs. NJ	0-3	L
Nov. 24	@ PIT	0-5	L
Nov. 29	vs. TOR	2-4	L
Dec. 1	@ NYI	4-0	W
Dec. 2	vs. NYI	2-3	SOL
Dec. 5	vs. NYI	4-3	SOW
Dec. 7	vs. NYR	4-2	W
Dec. 8	@ WSH	3-6	L
Dec. 12	vs. BOS	3-5	L
Dec. 14	vs. TOR	0-4	L
Dec. 15	@ OTT	3-7	L
Dec. 18	vs. TB	6-2	W
Dec. 20	vs. OTT	3-2	W
Dec. 22	vs. MTL	3-2	SOW
Dec. 23	@ STL	3-2	OTW
Dec. 26	@ CBJ	0-2	L
Dec. 27	vs. FLA	3-5	L
Dec. 29	vs. BOS	5-0	W
Dec. 31	@ BOS	2-5	L
Jan. 2	@ CAR	5-4	OTW
Jan. 4	vs. CAR	3-4	L
Jan. 6	vs. BUF	5-2	W
Jan. 8	vs. PHI	1-4	L
Jan. 10	vs. FLA	2-3	SOL
Jan. 12	vs. PIT	3-2	SOW
Jan. 15	@ DET	5-1	W
Jan. 17	vs. MTL	2-3	SOL
Jan. 18	@ BUF	1-10	L
Jan. 20	vs. EDM	2-4	L
Jan. 22	@ NYR	0-4	L
Jan. 24	@ NYR	1-2	SOL
Jan. 30	vs. PIT	4-1	W
Feb. 1	vs. BUF	5-4	SOW
Feb. 2	@ WSH	2-0	W
Feb. 5	vs. PHI	2-3	L
Feb. 7	vs. VAN	1-2	L
Feb. 9	vs. TB	2-1	OTW
Feb. 13	vs. WSH	3-2	SOW
Feb. 15	@ NJ	4-3	SOW
Feb. 16	@ NYI	1-4	L
Feb. 21	@ CAR	3-5	L
Feb. 23	@ TOR	1-3	L
Feb. 26	@ MTL	1-5	L
Feb. 28	vs. NYI	5-4	OTL
Mar. 1	@ BOS	2-3	SOL
Mar. 2	@ PIT	2-3	SOL
Mar. 5	vs. CAR	3-6	L
Mar. 7	vs. MIN	3-2	SOW
Mar. 8	@ FLA	2-3	OTL
Mar. 11	vs. COL	2-5	L
Mar. 13	vs. CGY	6-4	W
Mar. 14	@ WSH	1-4	L
Mar. 16	@ FLA	1-3	L
Mar. 18	@ PHI	2-3	L
Mar. 19	vs. CAR	3-5	L
Mar. 21	vs. WSH	3-5	L
Mar. 27	@ FLA	3-2	W
Mar. 28	@ CAR	1-7	L
Mar. 31	@ TB	2-0	W
Apr. 1	vs. FLA	2-3	L
Apr. 5	vs. TB	4-1	L

FINAL INDIVIDUAL STATISTICS

Player	GP	ATOI	G	A	PTS	+/-	PIM	PP	SH	GW
Ilya Kovalchuk	79	21:30	52	35	87	-12	52	16	2	4
Mark Recchi	ATL 53	18:23	12	28	40	-16	20	5	0	0
	PIT 19	16:24	2	6	8	-2	12	2	0	0
	TOTAL 72	17:52	14	34	48	-18	32	7	0	0
Eric Perrin	81	17:49	12	33	45	-5	26	2	2	0
Vyacheslav Kozlov	82	15:56	17	24	41	-10	26	5	0	4
Tobias Enstrom*	82	24:28	5	33	38	-5	42	4	0	0
Todd White	74	18:25	14	23	37	-12	36	6	1	4
Colby Armstrong	ATL 18	18:01	4	7	11	-2	6	1	0	1
	PIT 54	15:24	9	15	24	6	50	0	0	2
	TOTAL 72	16:03	13	22	35	4	56	1	0	3
Bobby Holik	82	15:58	15	19	34	-14	90	3	0	3
Erik Christensen	ATL 10	16:57	2	2	4	-7	2	0	0	0
	PIT 49	12:36	9	11	20	-3	28	2	0	0
	TOTAL 59	13:20	11	13	24	-10	30	2	0	0
Chris Thorburn	73	8:56	5	13	18	-4	92	0	0	1
Bryan Little*	48	15:36	6	10	16	-2	18	2	0	1
Niclas Havelid	81	20:30	1	13	14	2	42	0	0	0
Jim Slater	69	10:23	8	5	13	-10	41	0	2	0
Ken Klee	72	20:02	1	9	10	-5	60	0	0	0
Eric Boulton	74	7:26	4	5	9	-10	127	0	0	0
Alexei Zhitnik	65	19:01	3	5	8	-8	58	0	0	1
Darren Haydar	16	11:45	1	7	8	4	2	0	0	0
Garnet Exelby	79	18:53	2	5	7	-21	85	0	0	0
Steve McCarthy	55	15:47	1	6	7	-23	48	0	0	0
Colin Stuart*	18	12:19	3	2	5	2	6	0	1	1
Joel Kwiatkowski	18	16:44	0	5	5	-5	20	0	0	0
Brad Larsen	62	9:01	1	3	4	-17	12	0	0	0
Brett Sterling*	13	12:23	1	2	3	-2	14	0	0	0
Jordan LaVallee*	2	11:27	1	1	2	2	0	0	0	0
Mark Popovic*	33	14:28	0	2	2	-4	10	0	0	0
Kari Lehtonen	48	56:23	0	2	2	0	4	0	0	0
Kevin Doell	8	9:39	0	1	1	-2	4	0	0	0
Johan Hedberg	36	53:32	0	1	1	0	16	0	0	0
Boris Valabik*	7	16:41	0	0	0	-2	42	0	0	0
Ondrej Pavelec*	7	49:36	0	0	0	0	2	0	0	0
Goaltender	GPI	MINS	AVG	W	L	OT	EN	SO	SV%	
Kari Lehtonen	48	2707	2.90	17	22	5	2	4	.916	
Ondrej Pavelec*	7	347	3.11	3	3	0	1	0	.905	
Johan Hedberg	36	1927	3.46	14	15	3	3	1	.892	
TOTALS	82	5012	3.18	34	40	8	6	5	.904	
TRADED / WAIVED PLAYERS										
Player	GP	G	A	PTS	+/-	PIM	PP	SH	GW	
Marian Hossa	60	26	30	56	-14	30	8	2	4	
Pascal Dupuis	62	10	5	15	-4	24	0	3	1	
*Indicates rookie status										

JETS TEAM HISTORY 2008-09 SEASON SUMMARY

RESULTS: 35-41-6

Date	Opponent	Score	Result
Oct. 10	vs. WSH	7-4	W
Oct. 11	@ FLA	2-3	OTL
Oct. 14	vs. MIN	2-4	L
Oct. 16	vs. NJ	0-1	L
Oct. 18	vs. BUF	3-2	SOW
Oct. 21	@ TB	2-3	OTL
Oct. 24	@ DET	3-5	L
Oct. 25	@ BOS	4-5	L
Oct. 28	vs. PHI	0-7	L
Oct. 30	@ NYR	2-3	L
Nov. 1	@ NJ	1-6	L
Nov. 2	vs. FLA	5-3	W
Nov. 6	vs. NYI	4-3	W
Nov. 7	@ BUF	5-4	OTW
Nov. 9	@ CAR	5-2	W
Nov. 14	vs. CAR	3-2	W
Nov. 16	@ PHI	3-4	L
Nov. 20	vs. PIT	2-3	L
Nov. 22	vs. CBJ	0-2	L
Nov. 25	@ TOR	6-3	W
Nov. 26	@ WSH	3-5	L
Nov. 28	vs. NSH	3-4	OTL
Nov. 30	vs. STL	2-4	L
Dec. 2	@ MTL	1-5	L
Dec. 3	@ OTT	1-5	L
Dec. 5	@ NYI	5-1	W
Dec. 10	vs. NYR	2-3	OTL
Dec. 12	vs. BOS	3-7	L
Dec. 13	@ BOS	2-4	L
Dec. 16	@ OTT	4-1	W
Dec. 18	vs. PIT	3-6	L
Dec. 20	vs. TB	4-3	W
Dec. 22	vs. TOR	2-6	L
Dec. 23	@ NYI	4-2	W
Dec. 26	vs. CAR	4-5	L
Dec. 28	vs. BOS	1-2	L
Dec. 30	@ TOR	3-4	OTL
Dec. 31	@ CAR	1-3	L
Jan. 2	vs. VAN	4-3	SOW
Jan. 4	vs. TB	1-4	L
Jan. 6	@ PIT	1-3	L
Jan. 8	@ NJ	4-0	W
Jan. 10	@ FLA	4-8	L
Jan. 14	vs. OTT	2-3	L
Jan. 16	vs. TOR	4-3	OTW
Jan. 17	@ NSH	7-2	W
Jan. 20	vs. MTL	4-2	W
Jan. 21	@ PHI	3-5	L
Jan. 27	@ DAL	0-2	L
Jan. 28	vs. NYI	4-5	L
Jan. 31	@ CAR	0-2	L
Feb. 3	@ NYR	2-1	SOW
Feb. 6	vs. NJ	1-5	L
Feb. 8	vs. PHI	2-3	L
Feb. 10	@ TB	2-1	W
Feb. 11	vs. CHI	1-3	L
Feb. 15	@ ANA	0-4	W
Feb. 16	@ LA	7-6	SOW
Feb. 19	@ PHX	3-4	SOL
Feb. 21	@ SJ	1-3	L
Feb. 24	vs. COL	4-3	W
Feb. 26	@ WSH	3-4	L
Feb. 28	vs. CAR	5-3	W
Mar. 3	vs. FLA	3-4	L
Mar. 6	vs. MTL	2-0	W
Mar. 8	vs. CGY	5-2	W
Mar. 10	@ COL	3-0	W
Mar. 12	@ EDM	4-3	OTW
Mar. 14	@ BUF	4-3	SOW
Mar. 16	vs. WSH	5-1	W
Mar. 17	@ PIT	2-6	L
Mar. 20	vs. DET	3-6	L
Mar. 21	@ TB	4-3	SOW
Mar. 24	@ MTL	3-6	L
Mar. 26	vs. NYR	5-4	SOW
Mar. 28	vs. OTT	6-3	W
Apr. 1	vs. BUF	3-2	OTW
Apr. 3	@ FLA	3-1	W
Apr. 5	@ WSH	4-6	L
Apr. 7	vs. WSH	2-4	L
Apr. 9	vs. FLA	2-3	L
Apr. 11	vs. TB	6-2	W

FINAL INDIVIDUAL STATISTICS

Player	GP	ATOI	G	A	PTS	+/-	PIM	PP	SH	GW
Ilya Kovalchuk	79	21:48	43	48	91	-12	50	12	0	6
Vyacheslav Kozlov	82	17:14	26	50	76	-14	44	12	0	3
Todd White	82	18:03	22	51	73	-9	24	12	1	0
Bryan Little	79	16:55	31	20	51	-5	24	12	0	4
Rich Peverley	ATL	39	18:49	13	22	35	16	18	2	1
	NSH	27	12:07	2	7	9	-3	15	0	0
TOTAL	66	16:05	15	29	44	13	33	2	1	5
Colby Armstrong	82	15:09	22	18	40	5	75	3	0	2
Ron Hainsey	81	22:22	6	33	39	-16	32	4	0	0
Tobias Enstrom	82	23:31	5	27	32	14	52	2	1	1
Marty Reasoner	79	15:18	14	16	30	-11	36	0	1	2
Eric Perrin	78	14:10	7	16	23	-2	36	1	1	0
Zach Bogosian*	47	18:06	9	10	19	11	47	2	1	1
Jim Slater	60	11:14	8	10	18	0	52	0	2	0
Chris Thorburn	82	9:35	7	8	15	-10	104	0	0	1
Eric Boulton	76	7:32	3	10	13	-3	176	0	0	0
Nathan Oystriek*	53	15:44	4	8	12	-2	50	0	0	0
Joey Crabb*	29	12:12	4	5	9	-2	28	0	1	1
Colin Stuart	33	12:28	5	3	8	3	18	0	3	0
Garnet Exelby	59	16:43	0	7	7	-2	120	0	0	0
Anssi Salmela*	ATL	9	17:31	1	2	3	0	2	1	0
	NJD	17	15:10	0	3	3	1	6	0	0
TOTAL	26	15:58	1	5	6	1	8	1	0	0
Boris Valabik*	50	15:14	0	5	5	-14	132	0	0	0
Joe Motzko	6	11:39	1	0	1	1	0	0	0	0
Brett Sterling*	6	13:53	1	0	1	-3	2	0	0	0
Clay Wilson*	ATL	2	15:54	0	0	0	-1	0	0	0
	CBJ	5	9:25	0	1	1	-2	0	0	0
TOTAL	7	11:16	0	1	1	-3	0	0	0	0
Kari Lehtonen	46	57:02	0	1	1	0	6	0	0	0
Grant Lewis*	1	15:29	0	0	0	0	0	0	0	0
Scott Lehman*	1	3:03	0	0	0	0	0	0	0	0
Jordan LaVallee*	2	6:39	0	0	0	-1	0	0	0	0
Spencer Machacek*	2	8:11	0	0	0	0	0	0	0	0
Ondrej Pavelec*	12	49:57	0	0	0	0	0	0	0	0
Johan Hedberg	33	52:01	0	0	0	0	2	0	0	0
Goaltender	GPI	MINS	AVG	W	L	OT	EN	SO	SV%	
Kari Lehtonen	46	2624	3.06	19	22	3	4	3	.911	
Johan Hedberg	33	1717	3.49	13	12	3	3	0	.886	
Ondrej Pavelec*	12	599	3.61	3	7	0	2	0	.880	
TOTALS	82	4981	3.36	35	41	6	9	3	.896	

TRADED / WAIVED PLAYERS

Player	GP	G	A	PTS	+/-	PIM	PP	SH	GW
Erik Christensen	47	5	14	19	-7	14	1	0	0
Jason Williams	41	7	11	18	-9	8	4	0	2
Niclas Havelid	63	2	13	15	4	42	0	1	0
Mathieu Schneider	44	4	11	15	-10	50	1	0	0

*Indicates rookie status

JETS TEAM HISTORY 2009-10 SEASON SUMMARY

RESULTS: 35-34-13

Date	Opponent	Score	Result
Oct. 3	vs. TB	6-3	W
Oct. 8	@ STL	4-2	W
Oct. 10	@ OTT	2-4	L
Oct. 16	@ NJ	4-2	W
Oct. 17	@ BUF	4-2	W
Oct. 20	@ MTL	1-2	SOL
Oct. 22	vs. WSH	4-5	L
Oct. 24	vs. SJ	3-4	L
Oct. 29	vs. WSH	3-4	L
Oct. 31	@ OTT	3-1	W
Nov. 3	@ MTL	5-4	W
Nov. 5	vs. CBJ	3-4	L
Nov. 7	@ NYI	3-6	L
Nov. 8	vs. STL	3-2	SOW
Nov. 12	@ NYR	5-3	W
Nov. 13	vs. LA	7-0	W
Nov. 15	vs. EDM	3-2	W
Nov. 19	vs. BOS	3-4	SOL
Nov. 21	vs. PIT	2-3	L
Nov. 22	vs. TB	3-4	OTL
Nov. 25	@ DET	2-0	W
Nov. 27	@ CAR	6-4	W
Nov. 28	vs. PHI	1-0	W
Nov. 30	vs. FLA	4-3	W
Dec. 3	vs. NYI	1-4	L
Dec. 5	@ FLA	2-1	SOW
Dec. 7	@ TOR	2-5	L
Dec. 9	@ CGY	1-3	L
Dec. 10	@ VAN	2-4	L
Dec. 12	vs. MTL	4-3	OTW
Dec. 14	@ NYR	3-2	SOW
Dec. 16	@ FLA	3-4	L
Dec. 17	vs. DAL	6-5	OTW
Dec. 19	vs. NJ	4-5	L
Dec. 21	vs. MTL	3-4	OTL
Dec. 23	@ BOS	4-6	L
Dec. 26	@ TB	3-4	L
Dec. 28	@ NJ	2-3	L
Dec. 30	@ BOS	0-4	L
Jan. 1	@ BUF	3-4	OTL
Jan. 2	@ NYI	5-6	SOL
Jan. 5	@ PIT	2-5	L
Jan. 7	vs. NYR	2-1	SOW
Jan. 9	vs. WSH	1-8	L
Jan. 12	vs. OTT	6-1	W
Jan. 14	vs. BUF	1-2	OTL
Jan. 16	@ CAR	5-3	W
Jan. 18	@ FLA	0-1	L
Jan. 19	vs. TOR	4-3	W
Jan. 21	vs. CAR	2-5	L
Jan. 23	@ TB	1-2	SOL
Jan. 26	vs. ANA	2-1	W
Jan. 28	@ PHI	4-3	W
Jan. 30	@ NSH	3-4	L
Feb. 2	vs. TB	1-2	L
Feb. 5	@ WSH	2-5	L
Feb. 6	vs. FLA	4-2	W
Feb. 10	@ COL	3-4	OTL
Feb. 12	@ MIN	3-2	W
Feb. 13	@ CHI	4-5	SOL
Mar. 2	vs. FLA	4-2	W
Mar. 4	vs. NYI	6-3	W
Mar. 6	@ TB	2-6	L
Mar. 7	vs. CAR	0-4	L
Mar. 9	vs. NSH	1-2	L
Mar. 11	@ CBJ	1-2	L
Mar. 12	vs. NYR	2-5	L
Mar. 14	vs. PHX	2-3	SOL
Mar. 16	vs. BUF	4-3	W
Mar. 18	vs. OTT	6-3	W
Mar. 20	vs. PHI	5-2	W
Mar. 21	@ PHI	3-1	W
Mar. 23	vs. BOS	0-4	L
Mar. 25	vs. TOR	1-2	OTL
Mar. 27	@ CAR	4-0	W
Mar. 29	vs. CAR	1-4	L
Mar. 30	@ TOR	3-2	W
Apr. 1	@ WSH	1-2	L
Apr. 3	@ PIT	3-4	OTL
Apr. 6	vs. NJ	0-3	L
Apr. 9	@ WSH	2-5	L
Apr. 10	vs. PIT	1-0	W

FINAL INDIVIDUAL STATISTICS

Player	GP	ATOI	G	A	PTS	+/-	PIM	PP	SH	GW
Nik Antropov	76	18:13	24	43	67	13	44	8	0	4
Maxim Afinogenov	82	17:23	24	37	61	-17	46	6	0	3
Rich Peverley	82	18:39	22	33	55	-14	36	7	2	7
Tobias Enstrom	82	22:16	6	44	50	-5	30	2	0	0
Pavel Kubina	76	22:37	6	32	38	0	66	2	0	1
Bryan Little	79	15:45	13	21	34	-6	20	3	0	1
Colby Armstrong	79	14:47	15	14	29	6	61	0	1	1
Evander Kane*	66	13:59	14	12	26	2	62	0	1	3
Vyacheslav Kozlov	55	15:15	8	18	26	-15	33	3	0	1
Todd White	65	15:14	7	19	26	-11	24	2	0	3
Ron Hainsey	80	22:08	5	21	26	-6	39	0	0	0
Zach Bogosian	81	21:24	10	13	23	-18	61	3	1	0
Jim Slater	61	12:12	11	7	18	1	60	1	0	2
Niclas Bergfors*	27	16:29	8	9	17	-3	0	1	0	2
	NJ	54	14:52	13	14	27	-7	10	8	0
	TOTAL	81	15:25	21	23	44	-10	10	9	0
Marty Reasoner	80	12:30	4	13	17	-3	24	0	0	0
Chris Thorburn	76	9:58	4	9	13	6	89	0	3	0
Clarke MacArthur	21	15:36	3	6	9	-2	2	1	1	0
	BUF	60	14:22	13	13	26	-14	47	3	0
	TOTAL	81	14:41	16	19	35	-16	49	4	1
Johnny Oduya	27	21:22	1	8	9	6	12	0	0	0
	NJ	40	21:11	2	2	4	2	18	0	0
	TOTAL	67	21:15	3	10	13	8	30	0	0
Eric Boulton	62	6:50	2	6	8	-1	113	1	0	0
Evgeny Artyukhin	17	8:38	5	2	7	-4	31	0	0	0
	ANA	37	9:04	4	5	9	0	41	0	0
	TOTAL	54	8:56	9	7	16	-4	72	0	0
Christoph Schubert	47	15:46	2	5	7	-6	69	0	0	0
Mark Popovic	37	14:47	2	2	4	0	10	0	0	0
Tim Stapleton	6	11:52	2	0	2	1	2	1	0	0
Boris Valabik	23	13:13	0	2	2	2	36	0	0	0
Arturs Kulda*	4	11:59	0	2	2	2	2	0	0	0
Chris Chelios	7	11:10	0	0	0	-2	0	0	0	0

JETS TEAM HISTORY 2010-11 SEASON SUMMARY

RESULTS: 35-34-13

Date	Opponent	Score	Result
Oct. 8	vs. WSH	4-2	W
Oct. 9	@ TB	3-5	L
Oct. 12	@ LA	1-3	L
Oct. 15	@ ANA	5-4	SOW
Oct. 16	@ SJ	4-2	W
Oct. 20	vs. BUF	1-4	L
Oct. 22	vs. TB	2-5	L
Oct. 23	@ WSH	3-4	OTL
Oct. 27	@ NYR	6-4	W
Oct. 29	vs. BUF	4-3	OTW
Oct. 30	@ STL	3-4	SOL
Nov. 3	@ FLA	4-3	W
Nov. 4	vs. CBJ	0-3	L
Nov. 6	vs. CHI	4-5	SOL
Nov. 9	@ OTT	2-5	L
Nov. 11	vs. MIN	5-1	W
Nov. 13	vs. PIT	2-4	L
Nov. 14	@ WSH	4-6	L
Nov. 17	vs. FLA	1-2	L
Nov. 19	vs. WSH	5-0	W
Nov. 21	vs. NYI	2-1	OTW
Nov. 24	vs. DET	5-1	W
Nov. 26	vs. MTL	3-0	W
Nov. 28	vs. BOS	4-1	W
Nov. 30	@ COL	3-2	OTW
Dec. 2	@ PIT	2-3	L
Dec. 4	@ WSH	3-1	L
Dec. 6	vs. COL	3-2	OTW
Dec. 10	vs. COL	2-4	L
Dec. 11	@ NYI	5-4	W
Dec. 13	@ OTT	4-3	OTW
Dec. 15	@ TB	1-2	SOL
Dec. 16	vs. CAR	2-3	SOL
Dec. 18	vs. NJ	7-1	W
Dec. 20	@ TOR	6-3	W
Dec. 21	vs. STL	2-4	L
Dec. 23	@ BOS	1-4	L
Dec. 26	vs. TB	2-3	OTL
Dec. 28	@ PIT	3-6	L
Dec. 30	vs. BOS	3-2	SOW
Dec. 31	@ NJ	1-3	L
Jan. 2	@ MTL	4-3	OTW
Jan. 5	@ FLA	3-2	W
Jan. 7	vs. TOR	3-9	L
Jan. 9	@ CAR	3-4	OTL
Jan. 14	vs. PHI	2-5	L
Jan. 15	@ DAL	1-6	L
Jan. 17	@ FLA	3-2	SOW
Jan. 20	vs. TB	2-3	SOL
Jan. 22	vs. NYR	2-3	SOL
Jan. 23	@ TB	1-7	L
Jan. 26	vs. WSH	1-0	W
Feb. 1	vs. NYI	1-4	L
Feb. 3	vs. CGY	2-4	L
Feb. 5	@ CAR	3-4	OTL
Feb. 7	@ TOR	4-5	L
Feb. 11	vs. NYR	3-2	W
Feb. 13	@ CAR	3-2	W
Feb. 17	@ PHO	3-4	L
Feb. 19	@ EDM	3-5	L
Feb. 23	@ BUF	1-4	L
Feb. 25	vs. FLA	1-2	SOL
Feb. 27	vs. TOR	3-2	OTW
Mar. 1	vs. MTL	1-3	L
Mar. 3	vs. OTT	1-3	L
Mar. 5	vs. FLA	4-3	OTW
Mar. 9	@ CAR	3-2	OTW
Mar. 11	vs. NJ	2-3	OTL
Mar. 12	@ PHI	5-4	OTW
Mar. 15	@ NJ	2-4	L
Mar. 17	vs. PHI	4-3	SOW
Mar. 19	@ BUF	2-8	L
Mar. 24	@ NYI	2-1	W
Mar. 25	vs. VAN	1-3	L
Mar. 27	vs. OTT	5-4	SOW
Mar. 29	@ MTL	1-3	L
Mar. 31	@ PHI	1-0	W
Apr. 2	@ BOS	2-3	L
Apr. 5	@ NSH	3-6	L
Apr. 7	@ NYR	3-0	W
Apr. 8	vs. CAR	1-6	L
Apr. 10	vs. PIT	2-5	L

FINAL INDIVIDUAL STATISTICS

Player	GP	ATOI	G	A	PTS	+/-	PIM	PP	SH	GW	
Andrew Ladd	81	20:04	29	30	59	-10	39	9	2	2	
Dustin Byfuglien	81	23:18	20	33	53	-2	93	8	0	6	
Tobias Enstrom	72	23:41	10	41	51	-10	54	6	0	0	
Bryan Little	76	18:27	18	30	48	11	33	2	2	1	
Evander Kane	73	17:51	19	24	43	-12	68	4	0	2	
Nik Antropov	76	15:39	16	25	41	-17	44	5	0	2	
Anthony Stewart	80	14:58	14	25	39	-10	55	5	0	2	
Alex Burmistrov *	74	13:13	6	14	20	-12	27	0	0	2	
Chris Thorburn	82	13:47	9	10	19	-4	77	2	0	0	
Ron Hainsey	82	18:05	3	16	19	3	24	0	0	2	
Blake Wheeler	23	18:52	7	10	17	2	14	0	0	0	
	BOS	58	15:12	11	16	27	8	32	0	0	2
TOTAL	81	16:14	18	26	44	10	46	0	0	2	
Zach Bogosian	71	22:24	5	12	17	-27	29	0	0	1	
Johnny Oduya	82	20:43	2	15	17	-15	22	0	0	0	
Jim Slater	36	10:34	5	7	12	4	19	0	0	1	
Eric Boulton	69	8:57	6	4	10	1	87	0	0	1	
Tim Stapleton	45	11:06	5	2	7	-10	12	1	0	1	
Rob Schremp	18	11:31	3	1	4	-1	4	2	0	2	
	NYI	45	15:02	10	12	22	-19	12	2	0	1
TOTAL	63	14:02	13	13	26	-20	16	4	0	3	
Patrice Cormier *	21	9:38	1	1	2	-5	4	0	0	0	
Freddy Meyer	15	15:15	1	1	2	-7	8	0	0	0	
Ben Maxwell	12	11:59	1	1	2	-7	9	0	0	0	
Mark Stuart	23	14:50	1	0	1	-8	24	0	0	0	
	BOS	31	16:15	1	4	5	8	23	0	0	1
TOTAL	54	15:39	2	4	6	0	47	0	0	1	
Andrey Zubarev *	4	20:04	0	1	1	-4	4	0	0	0	
Radek Dvorak	13	14:07	0	1	1	0	4	0	0	0	
	FLA	53	16:33	7	14	21	2	20	0	1	3
TOTAL	66	16:04	7	15	22	2	24	0	1	3	
Paul Postma *	1	9:55	0	0	0	0	0	0	0	0	
Carl Klingberg *	1	10:22	0	0	0	0	0	0	0	0	
Arturs Kulda *	2	11:06	0	0	0	-2	2	0	0	0	
Noah Welch	2	17:33	0	0	0	-1	0	0	0	0	
Spencer Machacek *	10	7:40	0	0	0	-2	0	0	0	0	
Goaltender	GPI	MINS	AVG	W	L	OT	EN	SO	SV%		
Ondrej Pavelec	58	3225	2.73	21	23	9	8	4	.914		
Chris Mason	33	1682	3.39	13	13	3	7	1	.892		
Peter Mannino *	2	73	4.11	0	0	0	0	0	.861		
TOTALS	82	5,013	3.14	34	36	12	15	5	.901		
TRADED / WAIVED PLAYERS											
Player	GP	G	A	PTS	+/-	PIM	PP	SH	GW		
Rich Peverley	59	14	20	34	-16	35	6	1	2		
Niclas Bergfors	52	11	18	29	-11	6	3	0	1		
Fredrik Modin	36	7	3	10	-11	12	0	1	0		
Ben Eager	34	3	7	10	+4	77	0	0	1		
Brent Sopel	59	2	5	7	+7	16	0	0	0		
Nigel Dawes	9	0	1	1	-6	0	0	0	0		
Patrick Rissmiller	1	0	0	0	-1	0	0	0	0		
*Indicates rookie status											

*Indicates rookie status

JETS TEAM HISTORY 2011-12 SEASON SUMMARY

RESULTS: 37-35-10

Date	Opponent	Score	Result
Oct. 9	vs. MTL	1-5	L
Oct. 13	@ CHI	3-4	L
Oct. 15	@ PHX	1-4	L
Oct. 17	vs. PIT	2-1	W
Oct. 19	@ TOR	3-4	SOL
Oct. 20	@ OTT	1-4	L
Oct. 22	vs. CAR	5-3	W
Oct. 24	vs. NYR	1-2	L
Oct. 27	@ PHI	9-8	W
Oct. 29	@ TBL	0-1	L
Oct. 31	@ FLA	4-3	SOW
Nov. 3	@ NYI	3-0	W
Nov. 5	@ NJD	2-3	OTL
Nov. 6	@ NYR	0-3	L
Nov. 8	@ BUF	5-6	OTL
Nov. 10	vs. FLA	2-5	L
Nov. 12	@ CBJ	1-2	L
Nov. 14	vs. TBL	5-2	W
Nov. 17	vs. WSH	4-1	W
Nov. 19	vs. PHI	6-4	W
Nov. 23	@ WSH	3-4	OTL
Nov. 25	@ CAR	3-1	W
Nov. 26	@ BOS	2-4	L
Nov. 29	vs. OTT	4-6	L
Dec. 1	vs. PHX	1-0	W
Dec. 3	vs. NJD	4-2	W
Dec. 6	vs. BOS	2-1	W
Dec. 9	vs. CAR	4-2	W
Dec. 10	@ DET	1-7	L
Dec. 13	vs. MIN	2-1	W
Dec. 15	vs. WSH	0-1	L
Dec. 17	vs. ANA	5-3	W
Dec. 20	vs. NYI	2-3	SOL
Dec. 22	vs. MTL	4-0	W
Dec. 23	vs. PIT	1-4	L
Dec. 27	@ COL	4-1	W
Dec. 29	vs. LAK	1-0	OTW
Dec. 31	vs. TOR	3-2	W
Jan. 4	@ MTL	3-7	L
Jan. 5	@ TOR	0-4	L
Jan. 7	@ BUF	2-1	OTW
Jan. 10	@ BOS	3-5	L
Jan. 12	vs. SJS	0-2	L
Jan. 14	vs. NJD	1-2	L
Jan. 16	@ OTT	2-0	W
Jan. 17	@ NJD	1-5	L
Jan. 19	vs. BUF	4-1	W
Jan. 21	vs. FLA	3-4	SOL
Jan. 23	@ CAR	1-2	L
Jan. 24	@ NYR	0-3	L
Jan. 31	@ PHI	2-1	SOW
Feb. 2	@ TBL	2-1	OTW
Feb. 3	@ FLA	1-2	L
Feb. 5	@ MTL	0-3	L
Feb. 7	vs. TOR	2-1	W
Feb. 9	@ WSH	3-2	SOW
Feb. 11	@ PIT	5-8	L
Feb. 14	vs. NYI	1-3	L
Feb. 16	@ MIN	4-3	SOW
Feb. 17	vs. BOS	4-2	W
Feb. 19	vs. COL	5-1	W
Feb. 21	vs. PHI	4-5	OTL
Feb. 23	vs. TBL	4-3	W
Feb. 25	vs. STL	2-3	SOL
Feb. 27	vs. EDM	3-5	L
Mar. 1	vs. FLA	7-0	W
Mar. 5	vs. BUF	3-1	W
Mar. 8	@ VAN	2-3	L
Mar. 9	@ CGY	3-5	L
Mar. 14	vs. DAL	5-2	W
Mar. 16	vs. WSH	3-2	W
Mar. 18	vs. CAR	3-4	L
Mar. 20	@ PIT	4-8	L
Mar. 23	@ WSH	4-3	OTW
Mar. 24	@ NSH	1-3	L
Mar. 26	vs. OTT	4-6	L
Mar. 28	vs. NYR	2-4	L
Mar. 30	@ CAR	4-3	OTW
Mar. 31	@ TBL	2-3	OTL
Apr. 3	@ FLA	5-4	OTW
Apr. 5	@ NYI	4-5	L
Apr. 7	vs. TBL	3-4	OTL

FINAL INDIVIDUAL STATISTICS

Player	GP	ATOI	G	A	PTS	+/-	PIM	PP	SH	GW	
Blake Wheeler	80	19:04	17	47	64	3	55	6	0	3	
Evander Kane	74	17:31	30	27	57	11	53	6	0	4	
Dustin Byfuglien	66	24:06	12	41	53	-8	72	4	0	3	
Andrew Ladd	82	19:33	28	22	50	-8	64	4	0	6	
Kyle Wellwood	77	14:57	18	29	47	3	4	4	0	1	
Bryan Little	74	20:13	24	22	46	-11	26	6	0	6	
Nik Antropov	69	16:30	15	20	35	0	42	4	0	0	
Tobias Enstrom	62	23:50	6	27	33	6	38	2	0	1	
Zach Bogosian	65	23:18	5	25	30	-3	71	1	0	0	
Alex Burmistrov	76	16:39	13	15	28	4	42	1	1	0	
Tim Stapleton	63	10:08	11	16	27	-2	10	4	0	3	
Jim Slater	78	14:45	13	8	21	-9	42	0	1	1	
Grant Clitsome	12	16:54	0	3	3	-3	8	0	0	0	
	CBJ	51	17:01	4	10	14	-6	24	1	0	1
TOTAL	63	17:00	4	13	17	-9	32	1	0	1	
Tanner Glass	78	13:25	5	11	16	-12	73	0	0	1	
Mark Stuart	80	17:12	3	11	14	-4	98	0	1	1	
Antti Miettinen	45	11:42	5	8	13	-5	0	1	0	0	
Chris Thorburn	72	10:10	4	7	11	-6	83	0	0	0	
Ron Hainsey	56	21:05	0	10	10	9	23	0	0	0	
Spencer Machacek *	13	7:30	2	7	9	8	7	0	0	0	
Mark Flood	33	15:20	3	4	7	-1	10	1	0	1	
Ben Maxwell	9	6:03	1	4	5	3	0	0	0	0	
	ANA	6	7:45	0	1	1	2	0	0	0	
TOTAL	15	6:44	1	5	6	4	2	0	0	0	
Eric Fehr	35	9:41	2	1	3	-6	12	0	0	1	
Randy Jones	39	14:48	1	1	2	4	8	0	0	0	
Brett MacLean *	5	8:20	0	2	2	1	2	0	0	0	
Mark Scheifele *	7	10:56	1	0	1	0	0	1	0	0	
Jason Jaffray	13	6:30	0	1	1	-1	7	0	0	0	
Arturs Kulda *	9	10:52	0	0	0	3	4	0	0	0	
Kenndal MacArdle	9	6:06	0	0	0	-3	4	0	0	0	
Patrice Cormier *	9	6:21	0	0	0	1	0	0	0	0	
Aaron Gagnon *	7	9:26	0	0	0	-1	0	0	0	0	
Carl Klingberg *	6	5:29	0	0	0	-1	4	0	0	0	
Brett Festerling	5	13:07	0	0	0	-1	2	0	0	0	
Paul Postma *	3	8:30	0	0	0	0	0	0	0	0	
Derek Meech	2	11:26	0	0	0	1	4	0	0	0	
Goaltender	GPI	MINs	AVG	W	L	OT	EN	SO	SV%		
Ondrej Pavelec	68	3,932	2.91	29	28	9	7	4	.906		
Chris Mason	20	995	2.59	8	7	1	0	2	.898		
Peter Mannino *	1	20	0.00	0	0	0	1	0	1.000		
TOTALS	82	4,985	2.91	37	35	10	8	6	.902		
TRADED / WAIVED PLAYERS											
Player	GP	G	A	PTS	+/-	PIM	PP	SH	GW		
Johnny Oduya	63	2	11	13	-9	33	0	0	1		
Brett MacLean *	5	0	2	2	1	2	0	0	0		
*Indicates rookie status											

RESULTS: 24-21-3

Date	Opponent	Score	Result
Jan. 19	vs. OTT	1-4	L
Jan. 21	@ BOS	1-2	SOL
Jan. 22	@ WSH	4-2	W
Jan. 25	vs. PIT	4-2	W
Jan. 27	vs. NYI	5-4	OTW
Jan. 29	@ MTL	3-4	L
Jan. 31	@ FLA	3-6	L
Feb. 1	@ TBL	3-8	L
Feb. 5	vs. FLA	3-2	OTW
Feb. 7	vs. TOR	2-3	L
Feb. 9	@ OTT	1-0	W
Feb. 12	vs. PHI	2-3	L
Feb. 15	vs. PIT	1-3	L
Feb. 17	vs. BOS	2-3	L
Feb. 19	@ BUF	2-1	W
Feb. 21	@ CAR	4-3	W
Feb. 23	@ PHI	3-5	L
Feb. 24	@ NJD	4-2	W
Feb. 26	@ NYR	4-3	W
Feb. 28	vs. NJD	3-1	W
Mar. 2	vs. WSH	0-3	L
Mar. 5	@ FLA	1-4	L
Mar. 7	@ TBL	2-1	W
Mar. 8	@ FLA	3-2	OTW
Mar. 10	@ NJD	2-3	SOL
Mar. 12	vs. TOR	5-2	W
Mar. 14	vs. NYR	3-1	W
Mar. 16	@ TOR	5-4	SOW
Mar. 17	@ OTT	1-4	L
Mar. 19	vs. BOS	3-1	W
Mar. 21	vs. WSH	0-4	L
Mar. 22	vs. WSH	1-6	L
Mar. 24	vs. TBL	3-2	W
Mar. 26	@ CAR	4-1	W
Mar. 28	@ PIT	0-4	L
Mar. 30	vs. CAR	1-3	L
Apr. 1	@ NYR	2-4	L
Apr. 2	@ NYI	2-5	L
Apr. 4	@ MTL	1-4	L
Apr. 6	vs. PHI	4-1	W
Apr. 9	vs. BUF	4-1	W
Apr. 11	vs. FLA	7-2	W
Apr. 16	vs. TBL	4-3	SOW
Apr. 18	vs. CAR	4-3	OTW
Apr. 20	vs. NYI	4-5	SOL
Apr. 22	@ BUF	2-1	W
Apr. 23	@ WSH	3-5	L
Apr. 25	vs. MTL	2-4	L

FINAL INDIVIDUAL STATISTICS

Player	GP	ATOI	G	A	PTS	+/-	PIM	PP	SH	GW
Andrew Ladd	48	19:40	18	28	46	10	22	3	0	4
Blake Wheeler	48	18:48	19	22	41	-3	28	2	0	2
Evander Kane	48	20:27	17	16	33	-3	80	2	0	4
Bryan Little	48	19:47	7	25	32	8	4	2	0	2
Dustin Byfuglien	43	24:24	8	20	28	-1	34	4	0	2
Nik Antropov	40	15:57	6	12	18	6	16	2	0	0
Grant Clitsome	44	18:50	4	12	16	10	18	2	0	0
Kyle Wellwood	39	12:58	6	9	15	0	2	0	0	2
Toby Enstrom	22	22:31	4	11	15	-8	8	1	0	2
Olli Jokinen	45	17:07	7	7	14	-19	14	0	0	0
Zach Bogosian	33	23:07	5	9	14	-5	29	0	0	0
Ron Hainsey	47	22:51	0	13	13	-8	10	0	0	0
Alexander Burmistrov	44	15:38	4	6	10	0	14	0	0	0
*Paul Postma	34	15:01	4	5	9	-5	6	2	0	0
Antti Miettinen	22	12:38	3	2	5	-3	2	0	0	2
James Wright	38	11:35	2	3	5	-5	31	0	0	0
Mark Stuart	42	16:42	2	2	4	5	53	0	0	0
Chris Thorburn	42	6:19	2	2	4	-5	70	0	0	0
Eric Tangradi	36	10:17	1	3	4	-4	22	0	0	0
PIT	5	8:32	0	0	0	2	0	0	0	0
TOTAL	41	10:05	1	3	4	-2	22	0	0	0
*Zach Redmond	8	19:34	1	3	4	0	12	0	1	0
Aaron Gagnon	10	8:09	3	0	3	2	2	0	0	1
Jim Slater	26	10:27	1	1	2	-3	19	0	0	0
*Anthony Peluso	5	4:59	0	2	2	1	14	0	0	0
Derek Meech	16	14:41	0	1	1	0	2	0	0	0
Mike Santorelli	10	13:43	0	1	1	-5	0	0	0	0
FLA	24	11:05	2	1	3	-7	2	0	0	0
TOTAL	34	11:51	2	2	4	-12	2	0	0	0
*Mark Scheifele	4	11:31	0	0	0	0	0	0	0	0
Patrice Cormier	10	3:53	0	0	0	-3	7	0	0	0

Goaltender	GPI	MINS	AVG	W	L	OT	EN	SO	SV%
Ondrej Pavelec	44	2,553	2.80	21	20	3	5	0	.905
AI Montoya	7	351	2.91	3	1	0	0	1	.899
TOTALS	48	2,917	2.90	24	21	3	5	1	.901

TRADED / WAIVED PLAYERS

Player	GP	G	A	PTS	+/-	PIM	PP	SH	GW
Alexei Ponikarovsky	12	2	0	2	-2	6	0	0	1

*Indicates rookie status

SINGLE-SEASON TEAM RECORDS (Based on 82-game season)

Most wins:	43 - 2006-07
Most points:	97 - 2006-07
Most home wins:	24 - 2005-06
Most road wins:	20 - 2006-07
Largest point improvement:	21 - 1999-2000 to 2000-01
Most losses:	57 - 1999-2000
Most home losses:	26 - 1999-2000
Most road losses:	31 - 1999-2000
Most ties:	12 - 2000-01
Most overtime losses:	7 - (two times, 2006-07 and 2008-09)
Most shootout losses:	7 - 2010-11
Most goals:	281 - 2005-06
Fewest goals:	170 - 1999-2000
Fewest goals allowed:	241 - 2006-07
Most goals allowed:	313 - 1999-2000
Most shutouts:	6 - 2011-12
Most shutouts by opponents:	12 - 1999-2000
Fewest shutouts by opponents:	1 - 2010-11
Most power play goals:	100 - 2005-06
Most power play opportunities:	527 - 2005-06
Fewest power play opportunities:	251 - 2011-12
Most power play goals allowed:	102 - 2005-06
Fewest power play goals allowed:	57 - 2009-10
Most power play opportunities, opponents:	492 - 2005-06
Fewest power play opportunities, opponents:	285 (64 GA) - 2010-11
Most shorthanded goals:	13 - 2005-06
Most shorthanded goals allowed:	13 - 1999-2000
Fewest shorthanded goals allowed:	4 - 2009-10
Most total player points:	745 - 2005-06
Most total player assists:	469 - 2005-06
Most shots:	2,581 - 2010-11
Most shots allowed:	2,911 - 2001-02
Fewest shots allowed:	2,411 - 2003-04
Most total penalties:	575 - 2005-06
Most minor penalties:	480 - 2000-01
Most major penalties:	74 - 2000-01
Most total penalty minutes:	1,505 - 2003-04

SINGLE-GAME TEAM RECORDS

Quickest back-to-back goals:	:07: Hainsey and Thorburn at 7:20 and 7:27, 12/2/08 at MTL (3rd per.)
Quickest back-to-back goals, first period:	:16: Donovan and Stefan at 8:52 and 9:08, 3/10/01 at BOS
Quickest back-to-back goals, second period:	:15: Schremp and Ladd at 7:42 and 7:57, 4/7/11 at NYR
Quickest back-to-back goals, third period:	:07: Hainsey and Thorburn at 7:20 and 7:27, 12/2/08 at MTL
Quickest three goals:	:59: Hainsey (two) and Thorburn at 6:28, 7:20 and 7:27, 12/2/08 at MTL (3rd per.)
Quickest four goals:	4:54: Holik, Kozlov, Hossa and Petrovicky at 3:07, 6:05, 6:48 and 8:01, 12/13/05 vs. DET (2nd per.)
Quickest goal to start game:	:08: (3x), last - Ladd, 2/28/13 vs. NJD
Quickest goal to start game, home:	:08: (2x), last - Ladd, 2/28/13 vs. NJD
Quickest goal to start game, road:	:08: Petrovicky, 12/20/03 at PIT
Quickest two goals to start game:	2:50: Artyukhin and Slater, 3/18/10 vs. OTT
Quickest three goals to start game:	5:35: Hnidy, Kovalchuk and Sim, 1/26/07 vs. NYI
Quickest four goals to start game:	9:50: Kovalchuk, Stefan, Bondra and Havelid, 10/27/05 at PIT
Quickest goal to start second period, home:	:07: Piro, 4/6/03 vs. TB
Quickest goal to start second period, road:	:18: Kozlov, 3/31/03 at NYR
Quickest goal to start third period, home:	:23: Ladd, 2/27/11 vs. TOR
Quickest goal to start third period, road:	:15: Rheau, 1/19/02 at FLA
Quickest goal in overtime:	:16: Ladd, 3/30/12 at CAR
Quickest goal to start game, opponent:	:14: 1/23/11 at TB (Thompson)
Quickest goal to start game, home, opponent:	:15: 11/10/06 vs. NYR (Nylander)
Quickest goal to start, game, road, opponent:	:14: 1/23/11 at TB (Thompson)
Quickest goal into overtime, opponent:	:06: 12/15/06 vs. WSH (Ovechkin)
Quickest two goals to start game, opponent:	1:38: 1/5/01 vs. PHI (Fedotenko and Williams)
Quickest three goals to start game, opponent:	2:19: 1/5/01 vs. PHI (Fedotenko, Williams and Primeau)
Quickest goal to begin second period, home, opponent:	:26: 2/11/11 vs. NYR (Staal)
Quickest goal to begin second period, road, opponent:	:19: 10/11/08 at FLA (Weiss)
Quickest goal to begin third period, home, opponent:	:10: 4/6/10 vs. NJ (Zajac)
Quickest goal to begin third period, road, opponent:	:07: 1/30/10 at NSH (Arnott)
Quickest back-to-back goals, opponent:	:06: 11/10/01 at WSH (Halpern and Simon)
Latest goal in a period:	19:59: (3x), last - White, 3/10/09 at COL (2nd per.)
Latest goal in regulation game:	19:59: Kozlov, 3/2/03 at ANA (3rd per.)
Latest goal in overtime:	4:55: Savard, 12/15/05 at NJ
Most goals, one period:	5: (5x), last - 3/1/12 vs. FLA (3rd per.)
Most goals, first period:	5: (2x), last - 11/12/05 at CAR
Most goals, second period:	4: (10x), last - 4/6/13 vs. PHI
Most goals, third period:	5 (3x); last - 3/1/12 vs. FLA
Most goals, one period, Jets and opponent:	7: (4x), last - 1/31/13 at FLA (3rd per.)

SINGLE-GAME TEAM RECORDS

Most goals, first period, Jets and opponent:	7: (2x), last - 1/21/03 vs. STL
Most goals, second period, Jets and opponent:	6: (11x), last - 3/16/13 at TOR
Most goals, third period, Jets and opponent:	7: 10/27/11 at PHI
Most goals, game, Jets and opponent:	17: 10/27/11 at PHI
Most goals:	9: (2x), last - 10/27/11 at PHI
Most goals, home:	8: (2x), last - 10/8/05 vs. WSH
Most goals, road:	9: (2x), last - 10/27/11 at PHI
Most goals, one period, opponent:	6: (2x), last - 1/7/11 vs. TOR (Pavelec/Mason)
Most goals, first period, opponent:	6: 3/21/00 at OTT (Rhodes)
Most goals, second period, opponent:	6: 1/7/11 vs. TOR (Pavelec/Mason)
Most goals, third period, opponent:	5: (4x), last - 1/31/13 at FLA (Pavelec)
Most goals, opponent:	10: 1/18/08 at BUF (Lehtonen/Hedberg)
Most goals, home, opponent:	9: (3x), last - 1/7/11 vs. TOR (Pavelec/Mason)
Most goals, road game, opponent:	10: 1/18/08 at BUF (Lehtonen/Hedberg)
Largest margin of defeat:	9 (2x); last - 1/18/08 at BUF (10-1)
Largest margin of defeat, home:	9: 3/10/00 vs. NJ (9-0)
Largest margin of defeat, road:	9: 1/18/08 at BUF (10-1)
Largest margin of victory:	9: 11/12/05 at CAR (9-0)
Largest margin of victory, home:	7 (3x), last - 03/01/12 vs. FLA (7-0)
Largest margin of victory, road:	9: 11/12/05 at CAR (9-0)
Most consecutive goals:	9: 11/12/05 at CAR (9-0)
Most power play goals:	5: 10/23/06 at FLA
Most power play goals, home:	4: (3x), last - 11/6/06 vs. BOS
Most power play goals, road:	5: 10/23/06 at FLA
Most power play goals, one period:	3: (3x), last - 10/23/06 at FLA (2nd per.)
Most power play goals, first period:	3: 10/27/05 at PIT
Most power play goals, second period:	3: (2x), last - 10/23/06 at FLA
Most power play goals, third period:	2: (15x), last - 2/19/12 vs. COL
Most power play chances:	15: (2x), last - 10/8/05 vs. WSH
Most power play chances, home:	15: (2x), last - 10/8/05 vs. WSH
Most power play chances, road:	13: (2x), last - 11/22/05 at MTL
Most power play chances without goal:	13: 11/22/05 at MTL
Most power play goals, opponent:	7: 10/14/05 vs. TOR
Most power play goals, one period, opponent:	5: 10/14/05 vs. TOR (3rd per.)
Most power play goals, first period, opponent:	3: (2x) last - 2/1/13 at TBL
Most power play goals, second period, opponent:	3: (2x), last - 1/8/11 at TOR
Most power play goals, third period, opponent:	5: 10/14/05 vs. TOR

SINGLE-GAME TEAM RECORDS

Most power play chances, road, opponent:	12; (2x), last - 11/8/11 at BUF
Most shorthanded goals:	2; (4x), last - 2/24/09 vs. COL
Most shorthanded goals, one period:	2; 11/21/03 at FLA (2nd per.)
Most shorthanded goals, first period:	1; (15x), last - 12/15/10 at TB
Most shorthanded goals, second period:	2; 11/21/03 at FLA
Most shorthanded goals, third period:	1; (28x), last - 11/12/12 at CBJ
Most consecutive games with a shorthanded goal:	3; 2/29/04 - 3/5/04
Most shorthanded situations:	16; 10/14/05 vs. TOR
Most shorthanded situations, home:	16; 10/14/05 vs. TOR
Most shorthanded situations, road:	12; (2x), last - 11/8/11 at BUF
Most points, one period:	15; (2x), last - 3/1/12 vs. FLA
Most points, first period:	13; (2x), last - 11/12/05 at CAR
Most points, second period:	12; (3x), last - 4/6/13 vs. PHI
Most points, third period:	15; (2x), last - 3/1/12 vs. FLA
Most points, one period, Jets and opponent:	21; 10/27/11 at PHI (3rd per.)
Most points, first period, Jets and opponent:	20; 3/21/00 at OTT
Most points, second period, Jets and opponent:	17; (3x), last - 1/7/11 vs. TOR
Most points, third period, Jets and opponent:	21; 10/27/11 at PHI
Most assists, one period:	10; (2x), last - 3/1/12 vs. FLA
Most assists, first period:	9; 11/12/05 at CAR
Most assists, second period:	8; (3x), last - 4/6/13 vs. PHI
Most assists, third period:	10; (2x), last - 3/1/12 vs. FLA
Most assists, one period, Jets and opponent:	14; 10/27/11 at PHI (3rd per.)
Most assists, first period, Jets and opponent:	13; 3/21/00 at OTT
Most assists, second period, Jets and opponent:	11; (4x), last - 3/20/12 at PIT
Most assists, third period, Jets and opponent:	14; 10/27/11 at PHI
Most shots, period:	24; 12/16/03 vs. WSH (2nd per.)
Most shots, first period:	21; 11/6/06 vs. BOS
Most shots, second period:	24; 12/16/03 vs. WSH
Most shots, third period:	20; (3x), last - 2/27/11 vs. TOR
Most shots, overtime:	10; 3/3/01 vs. FLA
Most shots, period, opponent:	25; 10/31/09 at OTT (3rd per.)
Most shots, first period, opponent:	24; 12/19/09 at NJ
Most shots, second period, opponent:	23; 11/3/10 at FLA
Most shots, third period, opponent:	25; 10/31/09 at OTT
Most shots, overtime, opponent:	10; 3/5/04 vs. CAR
Most shots:	50; 12/21/09 vs. MTL
Most shots, home:	50; 12/21/09 vs. MTL
Most shots, road:	45; (2x), last - 3/9/12 at CGY

RALLIES AND STREAKS

Largest rally to earn a win:	4 goals, 1/4/00 vs. NJ (6-5 OT)
Largest rally to earn a tie:	4 goals, 10/21/00 at OTT (6-6 T)
Largest rally in shootout loss:	3 goals, 12/11/05 vs. CHI (5-4 SOL)
Largest lead in loss:	4 goals, 10/27/05 at PIT (Held 4-0 lead in 1st in 7-5 loss)
Largest lead in tie:	3 goals (4x), last - 3/12/02 vs. TB (4-4)
Longest winning streak, overall:	6 games, (2x), last - 11/19/10 to 11/30/10
Longest home winning streak:	7 games, 3/2/07 to 3/16/07
Longest road winning streak:	4 games (3x), last - 2/3/09 to 2/16/09 (4-0-0)
Longest point streak, overall:	9 games, 12/9/05 to 12/28/05 (6-0-3)
Longest point streak, home:	11 games, 12/9/05 to 1/13/06 (8-0-3)
Longest point streak, road:	6 games (2x), last - 10/15/10 to 11/3/10 (4-0-2)
Longest shutout streak, overall:	151:55 over 4-game span from 12/22/05 to 12/28/05
Longest shutout streak, home:	139:56 over 4-game span from 11/17/06 to 12/9/06
Longest shutout streak, road:	91:30 over 3-game span from 12/15/05 to 12/30/05
Longest regulation loss streak:	10 games, 2/25/00 to 3/16/00 (0-10-0-0)
Longest regulation loss streak , home:	9 games, 2/3/00 to 3/16/00 (0-9-0-0)
Longest regulation loss streak, road:	8 games (2x), last - 11/1/01 to 11/18/01 (0-8-0-0)
Longest winless streak:	16 games, 1/16/00 to 2/20/00 (0-13-2-1)
Longest winless streak, home:	17 games, 1/19/00 to 3/29/00 (0-14-2-1)
Longest winless streak, road:	10 games, 10/6/01 to 11/18/01 (0-8-0-2)
Most consecutive games without being shutout:	78 games, 11/6/10 to 10/29/11
Most consecutive games without being shutout, home:	126 games, 11/25/08 to 3/6/10
Most consecutive games without being shutout, road:	69 games, 2/3/09 to 12/28/09
Most consecutive goals, overall:	14, over 2 games, 11/11/05 to 11/12/05

RALLIES AND STREAKS

Longest stretch without a goal:	205:55, 11/7/01 to 11/13/01 (4 games)
Longest stretch without a goal at home:	199:00, 3/2/00 to 3/16/00 (4 games)
Longest stretch without a goal on the road:	205:55, 11/7/01 to 11/13/01 (4 games)
Most power play goals over two games:	7, 11/11/05 to 11/12/05
Most power play goals over three games:	8, 11/9/05 to 11/12/05
Most consecutive games with a power play goal (overall):	8 games (2x), last - 10/15/10 to 10/30/10 (12 goals)
Most consecutive games with a power play goal (home):	9 games, 1/7/03 to 2/12/03 (13 goals)
Most consecutive games with a power play goal (road):	12 games, 2/13/04 to 3/29/04 (18 goals)
Longest stretch without a power play goal, games (overall):	9 games, 2/25/00 to 3/13/00 (0-for-26)
Longest stretch without a power play goal, games (home):	8 games, 1/28/02 to 3/14/02 (0-for-27)
Longest stretch without a power play goal, games (road):	9 games (2x), last - 1/10/12 to 2/5/12
Most consecutive opportunities without power play goal (overall):	0-for-38 over 12-games, 2/8/02 to 3/14/02
Most consecutive opportunities without a power play goal (home):	0-for-34 over 10-games, 1/24/02 to 3/14/02
Most consecutive opportunities without a power play goal (road):	0-for-42 over 10-games, 10/4/01 to 11/13/01
Longest stretch without allowing a power play goal, games (overall):	11 games, 2/24/13 to 3/16/13 (28-for-28)
Longest stretch without allowing a power play goal, games (home):	11 games, 3/26/03 to 11/16/03 (36-for-36)
Longest stretch without allowing a power play goal, games (road):	7 games, 2/24/13 to 3/16/13 (18-for-18)
Largest number of consecutive opportunities without allowing a power play goal, games (overall):	29-for-29 over 12 games, 2/24/13 to 3/17/13
Largest number of consecutive opportunities without allowing a power play goal, games (home):	36-for-36 over 11 games, 3/26/03 to 11/16/03
Largest number of consecutive opportunities without allowing a power play goal, games (road):	19-for-19 over 8 games, 2/24/13 to 3/17/13

SINGLE-GAME SKATER RECORDS

Most points in one game:	5; (7x), last - Kovalchuk (2g, 3a), 2/28/09 vs. CAR
Most points, one period:	4; (2x), last - Kovalchuk (1g, 3a), 2/28/09 vs. CAR
Most points, two straight games:	8; Savard (2g,6a), 10/7/05 to 10/8/05
Most points, three straight games:	10; Savard (1g, 9a), 11/9/05 to 11/12/05
Most points, four straight games:	12; Savard (1g, 11a), 11/9/05 to 11/16/05
Most points, five straight games:	14; Savard (1g, 13a), 11/9/05 to 11/18/05
Most goals in one game:	4; (2x), last - Kovalchuk, 11/11/05 vs. TB
Most goals in one period:	3; (4x), last - Kovalchuk, 2/15/09 at ANA (2nd per.)
Quickest back-to-back goals, one player:	:22; Sim, 10/13/06 vs. CAR
Quickest back-to-back goals, one player at home:	:22; Sim, 10/13/06 vs. CAR
Quickest back-to-back goals, one player on the road:	:37; Kovalchuk, 2/15/09 at ANA
Quickest back-to-back goals by one player, first period:	2:15; Little, 11/19/11 vs. PHI
Quickest back-to-back goals by one player, second period:	:22; Sim, 10/13/06 vs. CAR
Quickest back-to-back goals by one player, third period:	1:17; Kane, 11/29/11 vs. OTT
Most power play goals, one game:	3; (3x), last - Kovalchuk, 11/6/06 vs. BOS
Most power play goals, one period:	2; (13x), last - Stewart, 10/15/10 at ANA (3rd per.)
Most power play points, one game:	4; (2x), last - Kovalchuk (3g, 1a), 11/6/06 vs. BOS
Most power play points, one period:	3; Kovalchuk (1g, 2a), 10/27/05 at PIT (2nd per.)
Most even-strength goals, one game:	3; (5x), last - Boulton, 12/18/10 vs. NJ
Most even-strength goals, one period:	2; (26x), last - Wellwood, 4/10/13 vs. NYI (2nd per.)
Most even-strength points, one period:	3; (4x), last - Kane (1g, 2a), 3/1/12 vs. FLA (3rd per.)
Most even-strength points, one game:	4; (4x), last - Kane (2g, 2a), 3/1/12 vs. FLA
Most shorthanded goals, one game:	2; Hossa, 12/19/06 at NJ
Most shorthanded points, one game:	2; (4x), last - Enstrom (1g, 1a), 2/24/09 vs. COL
Most assists in one game:	4; (8x), last - Wheeler, 2/19/12 vs. COL
Most assists, one period:	3; (3x), last - Kozlov, 11/6/06 vs. BOS (3rd per.)

SINGLE-GAME SKATER RECORDS

Most power play assists, game:	3; (6x), last - Stapleton, 2/21/12 vs. PHI
Most power play assists, one period:	2; (31x), last- Enstrom, 2/1/13 at TBL (3rd per.)
Most even-strength assists, game:	4; Brunette, 12/19/00 at LA
Most even-strength assists, one period:	2; (58x), last - Wheeler, 4/6/13 vs. PHI (2nd per.)
Highest plus-minus rating in one game:	+6; Smehtlik, 11/9/02 at BUF
Most penalty minutes in one game:	32; Lessard, 3/17/04 vs. BUF
Most penalty minutes in one period:	29; Boulton, 1/18/08 at BUF (3rd per.)
Most penalties in one game:	6; Odgers, 2/12/02 at STL
Most penalties in one period:	5; (2x), last - Boulton, 1/8/09 at NJ (3rd per.)
Most shots, one game:	16; Hossa, 11/1/06 vs. CAR
Most shots, one period:	7; Kovalchuk, 12/6/02 at WSH (2nd per.)
Most shifts, one game (defenseman):	44; Kaberle, 1/28/04 vs. STL
Most shifts, one game (forward):	39; (2x), last - Kozlov, 3/31/03 at NYR
Most time on ice, one game (forward):	34:21; Garpenlov, 1/29/00 at TB
Most time on ice, one game (defenseman):	34:06; Tjarnqvist, 10/31/02 at TOR

SINGLE-GAME GOALTENDER RECORDS

Most saves, game:	53; Hnailicka, 12/18/01 at BOS
Most saves, period:	24; Pavelec, 10/31/09 at OTT (3rd per.)
Most shots faced, game:	55; (2x), last - Pavelec, 2/21/12 vs. PHI
Most shots faced, period:	25; Pavelec, 10/31/09 at OTT (3rd per.)

GOALTENDER STREAKS

Most consecutive wins:	6 games; Pavelec, 11/19/10 to 11/30/11, 6-0-0
Longest streak unbeaten in regulation:	7 games; Pavelec, 4/6/13 to 4/22/13, 6-0-1 (SOL)
Most consecutive starts:	28 games; Lehtonen, 1/21/06 to 4/6/06
Most consecutive games:	28 games; Lehtonen, 1/21/06 to 4/6/06
Longest time without allowing a goal:	167:56; Lehtonen, 10/5/06 to 10/11/06

SINGLE-SEASON SKATER RECORDS

Points:	100; Hossa in 2006-07 (43g, 57a)
Goals:	52; (2x), Kovalchuk in 2007-08, 2005-06
Power play goals:	27; Kovalchuk in 2005-06
Power play points:	56; Kovalchuk in 2005-06 (27g, 29a)
Shorthanded goals:	7; Hossa in 2005-06
Shorthanded points:	10; Perrin in 2007-08 (2g, 8a)
Even-strength goals:	34; Kovalchuk in 2007-08
Even-strength points:	55; Kovalchuk in 2007-08 (34g, 21a)
Game-winning goals:	8; Kozlov in 2006-07
Game-tying goals:	2; Staios in 2000-01
Assists:	69; Savard in 2005-06
Power play assists:	36; Savard in 2005-06
Even-strength assists:	38; Wheeler in 2011-12
Shorthanded assists:	8; Perrin in 2007-08
Plus-minus rating:	+18; Hossa in 2006-07
Games:	82; (25x) Ladd in 2011-12
Penalty minutes:	226; Odgers in 2000-01
Shots:	347; Byfuglien in 2010-11
Average ice time, forwards:	23:41; Kovalchuk in 2003-04
Average shifts, forwards:	27.2; McEachern and Savard in 2003-04
Actual shifts, forwards:	2,229; McEachern in 2003-04
Average ice time, defenseman:	25:16; Havelid in 2006-07
Average shifts, defensemen:	31.2; Sutton in 2003-04
Actual shifts, defensemen:	2,510; Havelid in 2005-06

SINGLE-SEASON GOALTENDER RECORDS

Games:	68; (2x), last - Pavelec in 2011-12
Games started:	67; Pavelec in 2011-12
Wins:	34; Lehtonen in 2006-07
Losses:	33; Hnailicka in 2001-02
Ties:	10; Hnailicka in 2001-02
Minutes:	3,934; Lehtonen in 2006-07
Goals-against average: (at least 20 games)	2.59; Mason in 2011-12
Saves:	1,892; Lehtonen in 2006-07
Shots:	2,075; Lehtonen in 2006-07
Shutouts:	4; (4x), last - Pavelec in 2011-12
Save percentage: (at least 20 games)	.916; Lehtonen in 2007-08
Most goals allowed:	191; Pavelec in 2011-12
Fewest goals allowed: (at least 20 games)	43; Mason in 2011-12
Most goalies used:	5; (3x), last - Berkhoeel, Dunham, Garnett, Lehtonen and Shields in 2005-06

SINGLE-SEASON DEFENCEMEN RECORDS

Points:	53; (2x), Byfuglien in 2010-11 and 2011-12
Goals:	20; Byfuglien in 2010-11
Power play goals:	8; Byfuglien in 2010-11
Shorthanded goals:	2; Tjarnqvist in 2003-04
Game-winning goals:	6; Byfuglien in 2010-11
Assists:	44; Enstrom in 2009-10
Plus-minus rating:	+15; Hnidy in 2006-07
Games:	82; (8x), last - Hainsey, Oduya in 2010-11
Penalty minutes:	144; Sutton in 2005-06
Shots:	347; Byfuglien in 2010-11
Average shifts per game:	31.2; Sutton in 2003-04
Actual shifts:	2,510; Havelid in 2005-06
Average ice time:	25:16; Havelid in 2006-07

SINGLE-SEASON ROOKIE RECORDS

Points:	67; Heatley in 2001-02
Goals:	29; Kovalchuk in 2001-02
Power play goals:	7; Heatley and Kovalchuk in 2001-02
Shorthanded goals:	1; (5x), last - Redmond in 2012-13
Game-winning goals:	4; Heatley and Kovalchuk in 2001-02
Assists:	41; Heatley in 2001-02
Plus-minus rating:	+11; Bogosian in 2008-09
Games:	82; (2x), last - Enstrom in 2007-08
Penalty minutes:	181; Lessard in 2003-04
Shots:	202; Heatley in 2001-02
Average shifts per game, defencemen:	28.4; Exelby in 2003-04
Actual shifts, defencemen:	2,089; Enstrom in 2007-08
Average ice time, defencemen:	24:48; Enstrom in 2007-08
Average shifts, forwards:	21.2; Heatley in 2001-02
Actual shifts, forwards:	1,744; Heatley in 2001-02
Average ice time, forwards:	19:53; Heatley in 2001-02
Most rookies used in one season:	17 in 2001-02: Hordichuk, Hartigan, Heatley, Kovalchuk, Lessard, MacKenzie, Nurminen, Piros, Pothier, Safronov, Sellers, Simon, Snyder, Tapper, Tjarnqvist, Vigier and Weaver.
Record for players making NHL debuts in one season:	12 in 2001-02: Cassivi, Hartigan, Heatley, Kovalchuk, Lessard, MacKenzie, Nurminen, Piros, Sellers, Simon, Tjarnqvist and Weaver.
Most rookies used in single game:	7; (4x), last - 4/2/03 at Buffalo (DiPenta, Exelby, Foster, Lessard, Piros, Safronov and Simon)

REGULAR-SEASON FIRSTS

First Regular-Season Game:	10/2/99 vs. NJ (L 1-4)
First Regular-Season Home Game:	10/2/99 vs. NJ (L 1-4)
First Regular-Season Road Game:	10/14/99 at NYI (W 2-0)
First Win:	10/14/99 at NYI (W 2-0)
First Home Win:	10/26/99 vs. CGY (W 2-1)
First Road Win:	10/14/99 at NYI (W 2-0)
First Loss:	10/2/99 vs. NJ (L 1-4)
First Home Loss:	10/2/99 vs. NJ (L 1-4)
First Road Loss:	10/17/99 at NYR (L 1-4)
First Overtime Game:	10/9/99 vs. BUF (T 5-5)
First Overtime Win:	12/8/00 vs. FLA (W 4-3), Ferraro
First Overtime Home Win:	12/8/00 vs. FLA (W 4-3), Ferraro
First Overtime Road Win:	12/19/00 at LA (W 7-6), Kaberle
First Tie:	10/9/99 vs. BUF (T 5-5)
First Home Tie:	10/9/99 vs. BUF (T 5-5)
First Road Tie:	10/16/99 at TB (T 4-4)
First Shootout:	11/4/05 at WSH (L 2-3)
First Shootout Win:	1/11/06 vs. NSH (W 4-3)
First Shootout Loss:	11/4/05 at WSH (L 2-3)
First Shutout:	10/14/99 at NYI (W 2-0), Rhodes
First Shutout Against:	10/27/99 at TOR (L 0-4), Healy
First Scoreless Game:	10/16/03 at NYR (T 0-0)
First Shot:	10/2/99 vs. NJ (L 1-4), Staios (5:29 of 1st Per.)
First Goal:	10/2/99 vs. NJ (L 1-4), Buchberger (11:26 of 2nd Per.)
First Goal Against:	10/2/99 vs. NJ (L 1-4), Oliwa (8:18 of 2nd Per.)
First Assists:	10/2/99 vs. NJ (L 1-4), Stefan and Prochazka (11:26 of 2nd Per.)
First Power Play Goal:	10/9/99 vs. BUF (T 5-5), Brunette (5:48 of 2nd Per.)
First Shorthanded Goal:	11/3/99 vs. TB (W 4-1), Dean (19:17 of 2nd Per.)
First Game-Winning Goal:	10/14/99 at NYI (W 2-0), Brunette (12:21 of 3rd Per.)
First Empty-Net Goal:	12/26/99 vs. TB (W 6-3), Emerson (17:30 of 3rd Per.)
First Multiple-Point Game:	10/9/99 vs. BUF (T 5-5), Stefan (2 Goals, 1 Assist)
First Multiple-Assist Game:	10/9/99 vs. BUF (T 5-5), Buchberger and Tremblay (2 Assists)
First Multiple-Goal Game:	10/9/99 vs. BUF (T 5-5), Stefan (2 Goals)
First Hat Trick:	11/22/99 vs. VAN (W 6-3), Sylvester
First Hat Trick Against:	1/24/00 vs. NYR (L 3-6), Nedved
First Penalty Shot:	2/21/01 at CAR (L 3-6), Ferraro, Goal (Irbe)
First Penalty Shot Against:	10/9/99 vs. BUF (T 5-5), Satan, Goal (Rhodes)
First Minor Penalty:	10/2/99 vs. NJ (L 1-4), Dean, Hooking (4:37 of 2nd Per.)
First Major Penalty:	10/2/99 vs. NJ (L 1-4), Tamer, Fighting (2:03 of 3rd Per.)
First Goaltender Start:	10/2/99 vs. NJ (L 1-4), Rhodes
First Goaltender Win:	10/14/99 at NYI (W 2-0), Rhodes
First Goaltender Loss:	10/2/99 vs. NJ (L 1-4), Rhodes
First Goaltender Shutout:	10/14/99 at NYI (W 2-0), Rhodes

REGULAR-SEASON FIRSTS

First Regular-Season Game:	10/9/11 vs. MTL (L 1-5)
First Regular-Season Home Game:	10/9/11 vs. MTL (L 1-5)
First Regular-Season Road Game:	10/13/11 at CHI (L 3-4)
First Win:	10/17/11 vs. PIT (W 2-1)
First Home Win:	10/17/11 vs. PIT (W 2-1)
First Road Win:	10/27/11 at PHI (W 9-8)
First Loss:	10/9/11 vs. MTL (L 1-5)
First Home Loss:	10/9/11 vs. MTL (L 1-5)
First Road Loss:	10/13/11 at CHI (L 3-4)
First Overtime Game:	11/5/11 at NJ (L 2-3), Henrique
First Overtime Win:	12/29/11 vs. LAK (W 1-0), Kane
First Overtime Loss:	11/5/11 at NJ (L 2-3), Henrique
First Overtime Home Win:	12/29/11 vs. LA (W 1-0), Kane
First Overtime Road Win:	1/7/12 at BUF (W 2-1), Oduya
First Shootout:	10/19/11 at TOR (L 3-4)
First Shootout Win:	10/31/11 at FLA (W 4-3)
First Shootout Loss:	10/19/11 at TOR (L 3-4)
First Shutout:	11/3/11 at NYI (W 3-0), Pavelec
First Shutout Against:	10/29/11 at TB (L 0-1), Roloson
First Game Scoreless in Regulation:	n/a
First Shot:	10/9/11 vs. MTL (L 1-5), Wheeler (0:40 of 1st Per.)
First Goal:	10/9/11 vs. MTL (L 1-5), Antropov (2:27 of 3rd Per.)
First Goal Against:	10/9/11 vs. MTL (L 1-5), Cammalleri (3:05 of 1st Per.)
First Assists:	10/9/11 vs. MTL (L 1-5), Stuart and Burmistrov (2:27 of 3rd Per.)
First Power Play Goal:	10/19/11 at TOR (SOL 3-4), Enstrom (9:49 of 1st Per.)
First Shorthanded Goal:	11/12/11 at CBJ (L 1-2), Stuart (16:15 of 3rd Per.)
First Game-Winning Goal:	10/17/11 vs. PIT (W 2-1), Glass (18:27 of 1st Per.)
First Empty-Net Goal:	11/3/11 at NYI (W 3-0), Burmistrov (17:44 of 3rd Per.)
First Multiple-Point Game:	10/13/11 at CHI (L 3-4), Slater (2 Goals) and Hainsey (2 assists)
First Multiple-Assist Game:	10/13/11 at CHI (L 3-4), Hainsey (2 assists)
First Multiple-Goal Game:	10/13/11 at CHI (L 3-4), Slater (2 Goals)
First Hat Trick:	n/a
First Hat Trick Against:	11/10/11 vs. FLA (L 2-5), Versteeg
First Penalty Shot:	11/3/11 at NYI (W 3-0), Kane, No Goal (DiPietro)
First Penalty Shot Against:	1/4/12 at MTL (L 3-7), Eller, Goal (Mason)
First Minor Penalty:	10/9/11 vs. MTL (L 1-5), Slater, Holding (8:35 of 1st Per.)
First Major Penalty:	10/17/11 vs. PIT (W 2-1), Thorburn, Fighting (14:01 of 1st Per.)
First Goaltender Start:	10/9/11 vs. MTL (L 1-5), Pavelec
First Goaltender Win:	10/17/11 vs. PIT (W 2-1), Pavelec
First Goaltender Loss:	10/9/11 vs. MTL (L 1-5), Pavelec
First Goaltender Shutout:	11/3/11 at NYI (W 3-0), Pavelec

THE LAST TIME THE JETS...

Appeared in shootout:	4/20/13 vs. NYI (L 4-5)
Appeared in shootout at home:	4/20/13 vs. NYI (L 4-5)
Appeared in shootout on road:	3/16/13 at TOR (W 5-4)
Won shootout:	4/16/13 vs. TB (W 4-3)
Won shootout at home:	4/16/13 vs. TB (W 4-3)
Won shootout on road:	3/16/13 at TOR (W 5-4)
Won overtime game at home:	4/18/13 vs. CAR (W 4-3)
Won overtime game on road:	3/8/13 at FLA (W 3-2)
Lost overtime game at home:	4/7/12 vs. TB (L 3-4)
Lost overtime game on road:	3/31/12 at TB (L 2-3)
Shutout an opponent in a home game:	3/1/12 vs. FLA (W 7-0)
Shutout an opponent in a road game:	2/9/13 at OTT (W 1-0)
Shutout by an opponent in a home game:	3/21/13 vs. WSH (L 0-4)
Shutout by an opponent in a road game:	3/28/13 at PIT (L 0-4)
Scored five-or-more goals in a home game:	4/11/13 vs. FLA (W 7-2)
Scored five-or-more goals in a road game:	4/3/12 at FLA (OTW 5-4)
Took 40-or-more shots in a home game:	3/26/12 vs. OTT (L 4-6), 48
Took 40-or-more shots in a road game:	3/23/12 at WSH (OTW 4-3), 42
Faced 40-or-more shots in a home game:	2/21/12 vs. PHI (OTL 4-5), 55
Faced 40-or-more shots in a road game:	4/23/13 at WSH (L 3-5), 41
Had a hat trick in a home game:	12/18/10 vs. NJ (W 7-1), Boulton
Had a hat trick in a road game:	10/15/10 at ANA (SOW 5-4), Stewart
Allowed a hat trick in a home game:	4/7/12 vs. TB (L 3-4), Purcell
Allowed a hat trick in a road game:	3/20/12 at PIT (L 4-8), Neal
Scored four power play goals in a home game:	11/6/06 vs. BOS (W 5-3), 4
Scored four power play goals in a road game:	10/23/06 at FLA (W 6-3), 5
Allowed four power play goals in a home game:	1/7/11 vs. TOR (L 3-9), 5
Allowed four power play goals in a road game:	11/08/11 at BUF (L 4-8), 4
Faced a penalty shot in a home game:	3/14/13 vs. NYR (W 3-1), Gaborik, No Goal (Pavelec)
Faced a penalty shot in a road game:	3/5/13 at FLA (L 1-4), Huberdeau, Goal (Pavelec)
Had a penalty shot in a home game:	3/26/12 vs. OTT (L 4-6), Wellwood, No Goal (Anderson)
Had a penalty shot in a road game:	4/22/13 at BUF (W 2-1), Kane, No Goal (Enroth)

NHL EXPANSION DRAFT HISTORY

1999 EXPANSION DRAFT

Player	Position	Team
Jamie Pushor	Defence	Anaheim Ducks
Pete Ferraro	Right Wing	Boston Bruins
Darryl Shannon	Defence	Buffalo Sabres
Ed Ward	Right Wing	Calgary Flames
Trevor Kidd	Goaltender	Carolina Hurricanes
Sylvain Cloutier	Centre	Chicago Blackhawks
Tomi Kallio	Left Wing	Colorado Avalanche
Petr Buzek	Defence	Dallas Stars
Norm Maracle	Goaltender	Detroit Red Wings
Kelly Buchberger	Right Wing	Edmonton Oilers
Johan Garpenlov	Left Wing	Florida Panthers
Matt Johnson	Left Wing	Los Angeles Kings
Brett Clark	Defence	Montreal Canadiens
Kevin Dean	Defence	New Jersey Devils
David Harlock	Defence	New York Islanders
Chris Tamer	Defence	New York Rangers
Phil Crowe	Right Wing	Ottawa Senators
Jody Hull	Left Wing	Philadelphia Flyers
Mike Stapleton	Centre	Phoenix Coyotes
Maxim Galanov	Defence	Pittsburgh Penguins
Terry Yake	Centre	St. Louis Blues
Alexei Yegorov	Right Wing	San Jose Sharks
Corey Schwab	Goaltender	Tampa Bay Lightning
Yannick Tremblay	Defence	Toronto Maple Leafs
Steve Staios	Right Wing	Vancouver Canucks
Mark Tinordi	Defence	Washington Capitals

NHL ENTRY DRAFT HISTORY

1999 ENTRY DRAFT

Rd/No	Player	Pos.	Team (League)
1/1	Patrik Stefan	C	Long Beach (IHL)
2/30	Luke Sellars	D	Ottawa (OHL)
3/68	Zdenek Blatny	LW	Seattle (WHL)
4/98	David Kaczowka	LW	Seattle (WHL)
4/99	Rob Zopp	G	Plymouth (OHL)
5/128	Derek MacKenzie	C	Sudbury (OHL)
6/159	Yuri Dobryshkin	RW	Kryla Sovetov (Russia)
7/188	Stephen Baby	RW	Green Bay (USHL)
8/217	Garnet Exelby	D	Saskatoon (WHL)
9/245	Tommi Santala	C	Jokerit-Helsinki (Finland)
9/246	Ray DiLauro	D	St. Lawrence (ECAC)

2000 ENTRY DRAFT

Rd/No	Player	Pos.	Team (League)
1/2	Dany Heatley	RW	Wisconsin (WCHA)
2/31	Ilya Nikulin	D	Tver (Russia)
2/42	Libor Ustrnul	D	Plymouth (OHL)
4/107	Carl Mallette	C	Victoriaville (QMJHL)
4/108	Blake Robson	C	Portland (WHL)
5/147	Matt McRae	C	Cornell (ECAC)
6/168	Zdenek Smid	G	Karlovy Vary (Czech Rep.)
6/178	Jeff Dwyer	D	Choate (USHS)
6/180	Darcy Hordichuk	LW	Saskatoon (WHL)
8/230	Samu Isosalo	LW	Lukko Rauma (Finland)
8/242	Evan Nielsen	D	Notre Dame (CCHA)
8/244	Eric Bowen	C	Portland (WHL)
9/288	Mark McRae	D	Cornell (ECAC)
9/290	Simon Gamache	LW	Val d'Or (QMJHL)

2001 ENTRY DRAFT

Rd/No	Player	Pos.	Team (League)
1/1	Ilya Kovalchuk	LW	Spartak (Russia)
3/80	Michael Garnett	G	Saskatoon (WHL)
4/100	Brian Sipot	D	Miami University (CCHA)
4/112	Milan Gajic	C	Burnaby (BCJHL)
5/135	Colin Stuart	C	Colorado Coll. (WCHA)
6/189	Pasi Nurminen	G	Jokerit (Finland)
7/199	Matt Suderman	D	Saskatoon (WHL)
7/201	Colin FitzRandolph	C	Phillips-Exeter (USHS)
9/262	Mario Cartelli	D	Trinec (Czech Rep.)

2002 ENTRY DRAFT

Rd/No	Player	Pos.	Team (League)
1/2	Kari Lehtonen	G	Jokerit (Finland)
1/30	Jim Slater	C	Michigan State (CCHA)
4/116	Patrick Dwyer	RW	W. Michigan (CCHA)
4/124	Lane Manson	D	Moose Jaw (WHL)
5/144	Paul Flache	D	Brampton (OHL)
6/167	Brad Schell	C	Spokane (WHL)
7/198	Nathan Ostryck	D	South Surrey (BCJHL)
8/230	Colton Fretter	RW	Chatham (WJBHL)
8/236	Tyler Boldt	D	Kamloops (WHL)
8/257	Pauli Levokari	D	HIFK-Helsinki (Finland)

NHL ENTRY DRAFT HISTORY

2003 ENTRY DRAFT

Rd/No	Player	Pos.	Team (League)
1/8	Braydon Coburn	D	Portland (WHL)
4/110	James Sharrow	D	Halifax (QMJHL)
4/116	Guillaume Desbiens	RW	Rouyn Noranda (QMJHL)
4/136	Michael Vannelli	D	Sioux Falls (USHL)
5/145	Brett Sterling	LW	Colorado Coll. (WCHA)
6/175	Mike Hamilton	LW	Merritt (BCJHL)
7/203	Denis Loginov	C	Kazan (Russia-2)
8/239	Tobias Enstrom	D	Modo (Sweden)
9/269	Rylan Kaip	C	Notre Dame (SJHL)

2004 ENTRY DRAFT

Rd/No	Player	Pos.	Team (League)
1/10	Boris Valabik	D	Kitchener (OHL)
2/40	Grant Lewis	D	Dartmouth (ECAC)
3/76	Scott Lehman	D	St. Michael's (OHL)
4/106	Chad Painchaud	LW	Mississauga (OHL)
5/142	Juraj Gracik	RW	Topolcany (Slovakia Jr.)
6/186	Dan Turple	G	Oshawa (OHL)
7/204	Mikka Tuominen	LW	TUTO (Finland)
8/237	Mitch Carefoot	C	Cornell (ECAC)
9/270	Matthew Siddall	RW	Powell River (BCJHL)

2005 ENTRY DRAFT

Rd/No	Player	Pos.	Team (League)
1/16	Alex Bourret	RW	Shawinigan (QMJHL)
2/41	Ondrej Pavelec	D	Kladno (Czech Rep. Jr.)
2/49	Chad Denny	G	Lewiston (QMJHL)
2/53	Andrew Kozek	RW	South Surrey (BCJHL)
4/116	Jordan LaVallee	LW	Quebec (QMJHL)
5/135	Tomas Pospisil	RW	Trinec (Czech Rep. Jr.)
6/187	Andrei Zubarev	D	Ufa (Russia)
7/207	Myles Stoesz	RW	Spokane (WHL)

2006 ENTRY DRAFT

Rd/No	Player	Pos.	Team (League)
1/12	Bryan Little	C	Barrie (OHL)
2/43	Riley Holzapfel	C	Moose Jaw (WHL)
3/80	Michael Forney	LW	Thief River Falls (USHS)
5/135	Alex Kangas	G	Sioux Falls (USHL)
6/165	Jonas Enlund	C	IFK Jr. (Finland)
7/195	Jesse Martin	C	Spruce Grove (AJHL)
7/200	Arturs Kulda	D	CSKA 2 (Russia)
7/210	Will O'Neill	D	Tabor Academy (USHS)

2007 ENTRY DRAFT

Rd/No	Player	Pos.	Team (League)
3/67	Spencer Machacek	RW	Vancouver (WHL)
4/115	Niklas Lucenius	C	Tappara (Finland Jr.)
6/175	John Albert	C	United States (USDP)
7/205	Paul Postma	D	Swift Current (WHL)

2008 ENTRY DRAFT

Rd/No	Player	Pos.	Team (League)
1/3	Zach Bogosian	D	Peterborough (OHL)
1/29	Daultan Leveille	C	St. Catharines (GHL)
3/64	Danick Paquette	RW	Lewiston (QMJHL)
4/94	Vinny Saponari	RW	United States (USDP)
5/124	Nicklas Lasu	LW	Frolunda (Sweden Jr.)
6/154	Chris Carrozi	G	Mississauga (OHL)
7/184	Zach Redmond	D	Ferris State (CCHA)

2009 ENTRY DRAFT

Rd/No	Player	Pos.	Team (League)
1/4	Evander Kane	LW	Vancouver (WHL)
2/34	Carl Klingberg	LW	Frolunda (Sweden Jr.)
2/45	Jeremy Morin	LW	United States (NTDP)
4/117	Edward Pasquale	G	Saginaw (OHL)
4/120	Ben Chiarot	D	Guelph (OHL)
5/125	Cody Sol	D	Saginaw (OHL)
6/155	Jimmy Benbick	C	Kamloops (WHL)
7/185	Levko Koper	LW	Spokane (WHL)
7/203	Jordan Samuels-Thomas	LW	Waterloo (USHL)

2010 ENTRY DRAFT

Rd/No	Player	Pos.	Team (League)
1/8	Alexander Burmistrov	C	Barrie (OHL)
3/87	Julian Melchiori	D	Newmarket (CCHL)
4/101	Ivan Telegin	LW	Saginaw (OHL)
5/128	Fredrik Pettersson-Wentzel	G	Almtuna (Sweden-2)
5/150	Yasin Cisse	RW	Des Moines (USHL)
6/155	Kendall McFall	D	Moose Jaw (WHL)
6/160	Tanner Lane	C	Detroit Lakes (High-MN)
6/169	Sebastian Owuya	D	Timra Jr. (Swe-Jr.)
7/199	Peter Stoykewych	D	Winnipeg South (MJHL)

2011 ENTRY DRAFT

Rd/No	Player	Pos.	Team (League)
1/7	Mark Scheifele	C	Barrie (OHL)
3/67	Adam Lowry	LW	Swift Current (WHL)
3/78	Brennan Serville	D	Stouffville (OJHL)
4/119	Zachary Yuen	D	Tri-City (WHL)
5/149	Austen Brassard	RW	Belleville (OHL)
6/157	Jason Kasdorf	G	Portage (MJHL)
7/187	Aaron Harstad	D	Green Bay (USHL)

2012 ENTRY DRAFT

Rd/No	Player	Pos.	Team (League)
1/9	Jacob Trouba	D	US-NDTP (USHL)
2/39	Lukas Sutter	C	Saskatoon (WHL)
3/70	Scott Kosmachuk	RW	Guelph (OHL)
5/130	Connor Hellebuyck	G	Odessa (OHL)
6/160	Ryan Olsen	C	Saskatoon (WHL)
7/190	Jamie Phillips	G	Toronto (OJHL)

2013 ENTRY DRAFT

Rd/No	Player	Pos.	Team (League)
1/13	Josh Morrissey	D	Prince Albert (USHL)
2/43	Nicolas Petan	C	Portland (WHL)
2/59	Eric Comrie	G	Tri-City (WHL)
3/84	James Lodge	C	Saginaw (OHL)
3/91	J.C. Lipon	RW	Kamloops (WHL)
4/104	Andrew Copp	C	U. of Michigan (CCHA)
4/114	Jan Kostalek	D	Rimouski (QMJHL)
5/127	Tucker Poolman	D	Omaha (USHL)
7/190	Brenden Kichton	D	Spokane (WHL)
7/194	Marcus Karlstrom	D	AIK U18 (Sweden Jr.)

ALL-TIME PLAYER ACQUISITIONS

June 18, 1999:	Acquired G Damian Rhodes from Ottawa for future considerations
June 21, 1999:	Acquired LW Andrew Brunette from Nashville for a fifth-round selection (Matt Hendricks) in the 2000 NHL Entry Draft.
June 25, 1999:	Acquired C Andreas Karlsson from Calgary for future considerations; Acquired G Scott Langkow from Phoenix for future considerations; Acquired D Gord Murphy , C Herbert Vasiljevs , D Daniel Tjarnqvist and a sixth-round selection, later traded to Dallas (Dallas selected Justin Cox) in the 2000 NHL Entry Draft for G Trevor Kidd ; Acquired C Randy Robitaille from Boston for
	RW Peter Ferraro ; Acquired D Ulf Samuelsson from Detroit for future considerations; Acquired RW Dean Sylvester from Buffalo for future considerations; Acquired D Sergei Vyshedkevich from New Jersey for future considerations; Acquired a fourth-round selection (Rob Zepp) and a ninth-round selection (Ray Dilauro) in the 1999 NHL Entry Draft from Vancouver for future considerations.
June 26, 1999:	Acquired a first-round selection (Patrik Stefan) in the 1999 NHL Entry Draft from Vancouver for a first-round selection (Daniel Sedin) and a third-round selection (later traded to Florida, Florida selected Robert Fried) in the 2000 NHL Entry Draft; Acquired RW Per Svartvadet from Dallas for a sixth-round selection (Justin Cox) in the 1999 NHL Entry Draft; Traded RW Phil Crowe to Nashville for future considerations
July 1, 1999:	Signed unrestricted free agent LW Bryan Adams
July 6, 1999:	Signed unrestricted free agent C Hugo Boisvert ; Signed unrestricted free agent RW Kirby Law ; Signed unrestricted free agent C Dan Snyder .
July 13, 1999:	Signed unrestricted free agent RW Bob Lachance
July 15, 1999:	Acquired LW Jason Botterill from Dallas for D Jamie Pushor ; Acquired RW Martin Prochazka from Toronto for a sixth-round selection (Maxim Kondratjev) in the 2001 NHL Entry Draft;
	Signed unrestricted free agent C Andreas Karlsson .
July 19, 1999:	Signed unrestricted free agent RW Vladimir Vujtek
July 20, 1999:	Signed unrestricted free agent RW Nelson Emerson
Aug. 2, 1999:	Signed unrestricted free agent C Ray Ferraro
Aug. 12, 1999:	Signed unrestricted free agent D Geordie Kinnear ; Signed unrestricted free agent RW Sean Ritchlin
Aug. 16, 1999:	Acquired LW Denny Lambert from Nashville for C Randy Robitaille
Aug. 24, 1999:	Signed unrestricted free agent G Scott Fankhouser
Sept. 2, 1999:	Signed unrestricted free agent G Scott Langkow
Sept. 27, 1999:	Claimed RW Ladislav Kohn from Toronto in the 1999 NHL Waiver Draft; Traded RW Ladislav Kohn to Anaheim for an eighth-round selection (Evan Nielsen) in the 2000 NHL Entry Draft
Oct. 29, 1999:	Traded G Corey Schwab to Vancouver for a fourth-round selection (Carl Mallette) in the 2000 NHL Entry Draft; Acquired D Mikko Kuparinen from Tampa Bay for future considerations
Nov. 1, 1999:	Acquired LW Eric Bertrand and LW Wes Mason from New Jersey for C Sylvain Cloutier and LW Jeff Williams
Nov. 3, 1999:	Signed unrestricted free agent G Rick Tabaracci
Dec. 7, 1999:	Acquired RW Brian Wesenberg from Philadelphia for LW Eric Bertrand
Dec. 8, 1999:	Acquired RW Shean Donovan from Colorado for G Rick Tabaracci
Dec. 11, 1999:	Claimed D Rumun Ndur off waivers from NY Rangers
Dec. 15, 1999:	Traded D Kevin Dean to Dallas for future considerations
Jan. 25, 2000:	Acquired LW Bill Huard from Los Angeles for future considerations
Feb. 11, 2000:	Acquired LW Hnat Domenichelli and LW Dmitri Vlasenkov from Calgary for D Darryl Shannon and LW Jason Botterill
Feb. 18, 2000:	Acquired LW Joel Irving from Calgary for future considerations
March 1, 2000:	Claimed LW Steve Guolla off waivers from Tampa Bay
March 11, 2000:	Traded D Mikko Kuparinen to Tampa Bay for D Chris McAlpine
March 13, 2000:	Acquired RW Donald Audette and D Frantisek Kaberle from Los Angeles for RW Kelly Buchberger and RW Nelson Emerson

March 14, 2000:	Traded RW Ed Ward to Anaheim for a seventh-round selection (Colin Fitzrandolph) in the 2001 NHL Entry Draft; Traded RW Kirby Law to Philadelphia for a sixth-round selection (Jeff Dwyer) in the 2000 NHL Entry Draft and a sixth-round selection (Pasi Nurminen) in the 2001 NHL Entry Draft
March 24, 2000:	Signed unrestricted free agent RW J.P. Vigier
March 27, 2000:	Signed unrestricted free agent D Brian Pothier
April 4, 2000:	Signed unrestricted free agent LW Tomi Kallio
April 11, 2000:	Signed unrestricted free agent RW Brad Tapper
June 12, 2000:	Traded RW Steve Staios to New Jersey for a ninth-round selection (Simon Gamanche) in the 2000 NHL Entry Draft
June 15, 2000:	Signed unrestricted free agent D Mike Weaver
June 24, 2000:	Traded a second-round selection (later traded to Nashville, Nashville selected Timofei Shiskanov) and a third-round selection (Robin LeBlanc) in the 2001 NHL Entry Draft to Vancouver for a second-round selection (Libor Ustrnul) in the 2000 NHL Entry Draft and a third-round selection (Michael Garnett) in the 2001 NHL Entry Draft; Traded a ninth-round selection (Peter Flache) in the 2000 NHL Entry Draft to Chicago for the rights to C Ben Simon ; Traded a fourth-round selection (Niclas Wallin) in the 2000 NHL Entry Draft to Carolina for a fourth-round selection (Blake Robson), a fifth-round selection (Matt McRae) and an eighth-round selection (Eric Bowen) in the 2000 NHL Entry Draft
July 10, 2000:	Acquired RW Steve Staios from New Jersey for future considerations
July 14, 2000:	Signed unrestricted free agent D Adam Burt
July 17, 2000:	Signed unrestricted free agent LW Dmitri Vlasenkov
July 19, 2000:	Signed unrestricted free agent D Sean McCann
July 20, 2000:	Signed unrestricted free agent LW Yves Sarault
July 21, 2000:	Signed unrestricted free agent C Jarrod Skalde
July 28, 2000:	Signed unrestricted free agent G Milan Hnilecka
Aug. 15, 2000:	Signed unrestricted free agent C Ben Simon
Sept. 7, 2000:	Signed unrestricted free agent D Andrei Skopintsev
Sept. 29, 2000:	Claimed RW Jeff Odgers from Colorado in the 2000 NHL Waiver Draft
Nov. 6, 2000:	Traded D Geordie Kinnear to New Jersey for future considerations
Jan. 14, 2001:	Acquired D Jiri Slegr from Pittsburgh for a third-round selection (later traded to Columbus, Columbus selected Aaron Johnson) in the 2001 NHL Entry Draft
Feb. 9, 2001:	Acquired D Ladislav Kohn from Anaheim for D Sergei Vyshedkevich and G Scott Langkow
Feb. 14, 2001:	Claimed D Chris Joseph off waivers from Phoenix
March 13, 2001:	Acquired C Kamil Piro and a fourth-round selection (later traded to St. Louis, St. Louis selected Igor Valeyev) in the 2001 NHL Entry Draft from Buffalo for RW Donald Audette
June 24, 2001:	Acquired RW Lubos Bartecko from St. Louis for a fourth-round selection (Igor Valeyev) in the 2001 NHL Entry Draft; Acquired a fourth-round (Milan Gajac) selection in the 2001 NHL Entry Draft and a seventh-round selection (later traded to San Jose, San Jose selected Tim Conboy) in the 2002 NHL Entry Draft from New Jersey for a third-round selection (Jason Ryznar) in the 2002 NHL Entry Draft; Acquired the rights to D Jeff Dessner from the NY Rangers for an eighth-round selection (Leonid Zhvachkin) in the 2001 NHL Entry Draft
July 2, 2001:	Traded LW Denny Lambert to Anaheim for future considerations
July 3, 2001:	Signed unrestricted free agent D Jeff Dessner
July 16, 2001:	Signed unrestricted free agent C Bob Corkum ; Signed unrestricted free agent C Tony Hrkac ; Signed unrestricted free agent D Todd Reirden
July 30, 2001:	Signed unrestricted free agent D Daniel Tjarnqvist
Nov. 14, 2001:	Claimed C Pascal Rheaume off waivers from Chicago
Dec. 18, 2001:	Acquired LW Jeff Cowan and D Kurtis Foster from Calgary for D Petr Buzek
Jan. 22, 2002:	Acquired D Andy Sutton from Minnesota for LW Hnat Domenichelli
Jan. 24, 2002:	Acquired G Fredric Cassivi from Colorado for D Brett Clark
March 4, 2002:	Acquired D Joe DiPenta from Philadelphia for C Jarrod Skalde

March 15, 2002: Acquired D **Francis Lessard** from Philadelphia for D **David Harlock**, a third-round selection (later traded to Phoenix, Phoenix selected Tyler Redenbach) in the 2003 NHL Entry Draft and a seventh-round selection (later traded to San Jose, San Jose selected Joe Pavelski) in the 2003 NHL Entry Draft

March 18, 2002: Traded C **Ray Ferraro** to St. Louis for a fourth-round selection (Lane Manson) in the 2002 NHL Entry Draft

March 19, 2002: Traded C **Bob Corkum** to Buffalo for a fifth-round selection (Paul Flache) in the 2002 NHL Entry Draft; Acquired LW **Yuri Butsayev** and a third-round selection (later traded to Columbus, Columbus selected Jeff Genov) in the 2002 NHL Entry Draft from Detroit for D **Jiri Slegr**; Acquired RW **Ruslan Zainullin** and D **Kirill Safronov** and a fourth-round selection (Patrick Dwyer) in the 2002 NHL Entry Draft from Phoenix for LW **Darcy Hordichuk**, a fourth-round selection (Lance Monych) and a fifth-round selection (John Zeiler) in the 2002 NHL Entry Draft

March 27, 2002: Signed unrestricted free agent C **Mark Hartigan**

June 22, 2002: Acquired LW **Vyacheslav Kozlov** and a second-round selection (later traded to Columbus, Columbus selected Joakim Lindstrom) in the 2002 NHL Entry Draft from Buffalo for a second-round selection (later traded to Edmonton, Edmonton selected Jeff Deslauriers) and a third-round selection (John Adams) in the 2002 NHL Entry Draft; Acquired a third-round selection (later traded to Buffalo, Buffalo selected John Adams) in the 2002 NHL Entry Draft and a fourth-round selection (Guillaume Desbiens) in the 2003 NHL Entry Draft from Florida for future considerations; Traded a second-round selection (Joakim Lindstrom) and a third-round selection (Jeff Genov) in the 2002 NHL Entry Draft to Columbus for a first-round selection (Jim Slater) in the 2002 NHL Entry Draft

June 23, 2002: Traded a seventh-round selection (Tim Conboy) in the 2002 NHL Entry Draft to San Jose for an eighth-round selection (Pauli Levokari) in the 2002 NHL Entry Draft and a seventh-round selection (Denis Loginov) in the 2003 NHL Entry Draft

June 29, 2002: Acquired LW **Shawn McEachern** and a sixth-round selection (Dan Turple) in the 2004 NHL Entry Draft from Ottawa for D **Brian Pothier**

July 10, 2002: Signed unrestricted free agent D **Richard Smehlik**

July 19, 2002: Signed unrestricted free agent D **Uwe Krupp**

July 23, 2002: Signed unrestricted free agent D **Dallas Eakins**

Oct. 4, 2002: Claimed D **Stephane Robidas** from Montreal in the 2002 NHL Waiver Draft; Traded D **Stephane Robidas** to Dallas for a sixth-round selection (Mike Hamilton) in the 2003 NHL Entry Draft

Nov. 15, 2002: Acquired C **Marc Savard** from Calgary for RW **Ruslan Zainullin**

Nov. 20, 2002: Signed unrestricted free agent G **Byron Dafeo**

Dec. 2, 2002: Acquired RW **Chris Nielsen** and D **Petteri Nummelin** from Columbus for RW **Tomi Kallio** and D **Pauli Levokari**

Jan. 20, 2003: Acquired C **Jeff Farkas** from Vancouver for C **Chris Herperger** and C **Chris Nielsen**

Feb. 24, 2003: Traded C **Pascal Rheaume** to New Jersey for future considerations

March 10, 2003: Traded D **Richard Smehlik**, a sixth-round selection (Josh Disher) and an eighth-round selection (Nathan Perkovich) in the 2004 NHL Entry Draft to New Jersey for a fourth-round selection (Mike Vannelli) in the 2003 NHL Entry Draft

March 11, 2003: Acquired F **Anthony Aquino** from Dallas for a sixth-round selection (Drew Bagnall) in the 2003 NHL Entry Draft and future considerations

March 28, 2003: Signed unrestricted free agent LW **Brian Maloney**

June 21, 2003: Acquired D **Ivan Majesky** from Florida for a second-round selection (Kamil Krepis) in the 2003 NHL Entry Draft

July 24, 2003: Signed unrestricted free agent C **Brian Swanson**

Aug. 12, 2003: Signed unrestricted free agent C **Randy Robitaille**; Signed unrestricted free agent LW **Eric Healey**

Aug. 25, 2003: Signed unrestricted free agent LW **Bill Lindsay**

Sept. 10, 2003: Signed unrestricted free agent D **Shawn Heins**

Sept. 15, 2003: Traded G **Milan Hnilicka** to Los Angeles for future considerations

Oct. 3, 2003: Acquired G **Jani Hurme** from Carolina for a fourth-round selection (Brett Carson) in the 2004 NHL Entry Draft; Claimed LW **Serge Aubin** from Colorado in the 2003 NHL Waiver Draft; Claimed RW **Ronald Petrovicky** and D **Shawn Heins** from the NY Rangers in the 2003 NHL Waiver Draft

Dec. 2, 2003: Acquired D **Tomas Kloucek** and C **Ben Simon** from Nashville for LW **Simon Gamache** and D **Kirill Safronov**

Dec. 31, 2003: Acquired D **Jean-Luc Grand-Pierre** from Columbus for future considerations

Jan. 6, 2004: Acquired C **Daniel Corso** from Ottawa for RW **Brad Tapper**

Feb. 25, 2004: Claimed LW **Brad Larsen** off waivers from Colorado

March 8, 2004: Acquired D **Kyle Rossiter** from Florida for C **Kamil Piro**

March 9, 2004: Acquired LW **Kip Brennan** from Los Angeles for LW **Jeff Cowan**

June 26, 2004: Acquired D **Niclas Havelid** from Anaheim for D **Kurtis Foster**; Acquired a fourth-round selection (Chad Painchaud) in the 2004 NHL Entry Draft from Carolina for a third-round selection (later traded to Calgary, Calgary selected Gord Baldwin) in the 2005 NHL Entry Draft; Acquired G **Adam Berkhoe** from Chicago for future considerations

July 1, 2004: Signed unrestricted free agent D **Jaroslav Modry**

July 14, 2004: Signed unrestricted free agent D **Travis Roche**; Signed unrestricted free agent C **Cory Larose**

July 26, 2004: Signed unrestricted free agent RW **Scott Mellanby**

July 30, 2005: Traded a first-round selection (Devin Setoguchi) in 2005 NHL Entry Draft to San Jose for a first-round selection (later traded to NY Rangers, NY Rangers selected Marc Staal), a second-round selection (Chad Denny) and a seventh-round selection (Myles Stoesz) in the 2005 NHL Entry Draft; Traded a first-round selection (Marc Staal) in the 2005 NHL Entry Draft to the NY Rangers for a first-round selection (Alex Bourret) and a second-round selection (Ondrej Pavalec) in the 2005 NHL Entry Draft; Acquired D **Shane Hnidy** from Nashville for a fourth-round selection (Niko Snellman) in the 2006 NHL Entry Draft

Aug. 2, 2005: Signed unrestricted free agent C **Bobby Holik**

Aug. 8, 2005: Signed unrestricted free agent LW **Eric Boulton**; Signed unrestricted free agent LW **Ramzi Abid**; Signed unrestricted free agent RW **Scott Barney**

Aug. 9, 2005: Signed unrestricted free agent LW **Brian Maloney**; Signed unrestricted free agent RW **Adam Smyth**

Aug. 23, 2005: Acquired RW **Marian Hossa** and D **Greg de Vries** from Ottawa for RW **Dany Heatley**

Aug. 25, 2005: Acquired D **Mark Popovic** from Anaheim for RW **Kip Brennan**

Sept. 2, 2005: Signed unrestricted free agent G **Mike Dunham**

Sept. 18, 2005: Signed unrestricted free agent RW **Peter Bondra**

Oct. 4, 2005: Claimed LW **Chris Kunitz** off waivers from Anaheim

Oct. 27, 2005: Signed unrestricted free agent G **Steve Shields**

Jan. 31, 2006: Claimed C **Rico Fata** off waivers from Pittsburgh

March 1, 2006: Acquired C **Joel Stepp** from Anaheim for G **Jani Hurme**

March 9, 2006: Acquired D **Steve McCarthy** from Vancouver for a fourth-round selection (later traded to Atlanta, Atlanta selected Niklas Lucenius) in the 2007 NHL Entry Draft

June 13, 2006: Acquired a fourth-round selection (Niklas Lucenius) in the 2007 NHL Entry Draft from Vancouver for C **Tommi Santala** and a fifth-round selection (Charles-Antoine Messier) in the 2007 NHL Entry Draft

June 15, 2006: Acquired a third-round selection (Spencer Machacek) in the 2007 NHL Entry Draft from Minnesota for D **Petteri Nummelin**

June 21, 2006: Signed unrestricted free agent C **Cory Larose**

June 24, 2006: Acquired C **Niko Kapanen** and a seventh-round selection (Will O'Neill) in the 2006 NHL Entry Draft from Dallas for C **Patrik Stefan** and D **Jaroslav Modry**

July 3, 2006: Signed unrestricted free agent C **Steve Rucchin**; Signed unrestricted free agent C **Glen Metropolit**

July 4, 2006: Signed unrestricted free agent G **Fred Brathwaite**; Signed unrestricted free agent C **Jason Krog**; Signed unrestricted free agent RW **Darren Haydar**

July 6, 2006: Signed unrestricted free agent G **Dave Caruso**

Aug. 17, 2006: Acquired D **Vitaly Vishnevski** from Anaheim for LW **Karl Stewart**, a second-round selection (later traded to Colorado, Colorado selected T.J. Galiardi) in the 2007 NHL Entry Draft and future considerations

Aug. 31, 2006:	Signed unrestricted free agent RW Joey Crabb
Feb. 1, 2007:	Acquired D Andy Delmore and C Andre Deveau from Tampa Bay for RW Kyle Wanstig and RW Stephen Baby
Feb. 10, 2007:	Acquired C Eric Belanger from Nashville for D Vitaly Vishnevski ; Claimed LW Denis Hamel off waivers from Ottawa
Feb. 24, 2007:	Acquired D Alexei Zhitnik from Philadelphia for D Braydon Coburn
Feb. 25, 2007:	Acquired C Keith Tkachuk from St. Louis for C Glen Metropolit , a first-round selection (later traded to Calgary, Calgary selected Mikael Backlund) and a third-round selection (Brett Sonne) in the 2007 NHL Entry Draft and a second-round selection (Philip McRae) in the 2008 NHL Entry Draft and a first-round selection (later traded to Atlanta, Atlanta selected Zach Bogosian) in the 2008 NHL Entry Draft.
Feb. 27, 2007:	Acquired RW Pascal Dupuis and a third-round selection (later traded to Pittsburgh, Pittsburgh selected Robert Bortuzzo) in the 2007 NHL Entry Draft from NY Rangers for RW Alex Bourret
June 23, 2007:	Acquired C Chris Thorburn from Pittsburgh for a third-round selection (Robert Bortuzzo) in the 2007 NHL Entry Draft; Acquired RW Jesse Schultz from Vancouver for D Jimmy Sharrow
June 26, 2007:	Acquired a first-round selection (Zach Bogosian) in the 2008 NHL Entry Draft from St. Louis for C Keith Tkachuk and future considerations
July 1, 2007:	Signed unrestricted free agent C Todd White ; Signed unrestricted free agent C Eric Perrin
July 2, 2007:	Signed unrestricted free agent D Ken Klee
July 13, 2007:	Signed unrestricted free agent C Alexandre Giroux
Aug. 8, 2007:	Signed unrestricted free agent D Karel Pilar ; Signed unrestricted free agent RW Milan Bartovic
Aug. 30, 2007:	Signed unrestricted D Joel Kwiatkowski
Oct. 2, 2007:	Claimed D Karel Pilar off waivers from Chicago
Dec. 8, 2007:	Claimed RW Mark Recchi off waivers from Pittsburgh
Feb. 26, 2008:	Acquired RW Colby Armstrong , C Erik Christensen , a first-round selection (Daultan Leveille) in the 2008 NHL Entry Draft and the rights to C Angelo Esposito from Pittsburgh for RW Marian Hossa and LW Pascal Dupuis ; Acquired RW Joe Motzko from Washington for C Alexandre Giroux
July 2, 2008:	Signed unrestricted free agent D Ron Hainsey
July 9, 2008:	Signed unrestricted free agent RW Junior Lessard ; Signed unrestricted free agent C Grant Stevenson ; Signed unrestricted free agent RW Mike Hoffman
July 14, 2008:	Signed unrestricted free agent RW Jason Williams
July 17, 2008:	Signed unrestricted free agent C Marty Reasoner
Sept. 26, 2008:	Acquired D Mathieu Schneider from Anaheim for D Ken Klee , LW Brad Larsen and LW Chad Painchaud
Jan. 10, 2009:	Claimed C Rich Peverley off waivers from Nashville
Jan. 13, 2009:	Acquired D Brett Skinner from NY Islanders for RW Junior Lessard
Jan. 14, 2009:	Acquired D Clay Wilson and a sixth-round selection (traded to Chicago, Chicago selected David Pacan) in the 2009 NHL Entry Draft from Columbus for RW Jason Williams
Feb. 16, 2009:	Acquired a second-round selection (Jeremy Morin) in the 2009 NHL Entry Draft and a third-round selection in the 2010 NHL Entry Draft from Montreal for D Mathieu Schneider and a third-round selection (Joonas Nattinen) in the 2009 NHL Entry
Mar. 2, 2009:	Acquired D Anssi Salmela from New Jersey for D Niclas Havelid and RW Myles Stoesz
Mar. 4, 2009:	Acquired the rights to C Eric O'Dell from Anaheim for C Erik Christensen
June 27, 2009:	Acquired a fourth-round selection (Edward Pasquale), a fourth-round selection (Ben Chiarot) and a seventh-round selection (Jordan Thomas-Samuels) in the 2009 NHL Entry Draft from Los Angeles for a fourth-round selection (Jean-Francois Berube) in the 2009 NHL Entry Draft; Acquired a fifth-round selection in the 2010 NHL Entry Draft from Chicago for a sixth-round selection (David Pacan) in the 2009 NHL Entry Draft
July 1, 2009:	Acquired D Pavel Kubina and C Tim Stapleton from Toronto for D Garnet Exelby and LW Colin Stuart
July 2, 2009:	Signed unrestricted free agent RW Nik Antropov
July 6, 2009:	Signed unrestricted free agent C Jason Krog ; Signed unrestricted free agent G Drew MacIntyre ; Signed unrestricted free agent G Peter Mannino



July 13, 2009:	Signed unrestricted free agent RW Anthony Stewart ; Signed unrestricted free agent D Noah Welch
July 30, 2009:	Signed unrestricted free agent LW Josh Gratton ; Signed unrestricted free agent D Mike Vernace
Sept. 24, 2009:	Acquired D Steve McCarthy from Anaheim for future considerations
Oct. 2, 2009:	Claimed D Christoph Schubert off waivers from the Ottawa Senators
Oct. 8, 2009:	Traded F Jordan LaVallee to Columbus for future considerations
Feb. 4, 2010:	Acquired D Johnny Oduya , LW Niclas Bergfors , C Patrice Cormier and a First and Second-Round Selection in the 2010 NHL Draft (both picks were later traded to the Chicago Blackhawks for forwards Dustin Byfuglien, Ben Eager, Akim Aliu and defenseman Brent Sopel) from New Jersey in exchange for LW Ilya Kovalchuk , D Anssi Salmela and Second-Round Selection in the 2010 NHL Entry Draft
Feb. 9, 2010:	Acquired D Ivan Vishnevskiy and a Fourth-Round Selection (Thrashers selected Ivan Telegin) in the 2010 NHL Entry Draft from Dallas for G Kari Lehtonen
Mar. 1, 2010:	Acquired LW Evgeny Artyukhin from Anaheim in exchange for D Nathan Ostryck and a Conditional Draft Choice in the 2011 NHL Entry Draft
Mar. 2, 2010:	Signed unrestricted free agent D Chris Chelios
Mar. 3, 2010:	Acquired LW Clarke MacArthur from Buffalo in exchange for a Third- and Fourth-Round Selection (Sabres selected Jerome Gauthier-Leduc and Steven Shipley in the 2010 NHL Entry Draft)
May 19, 2010:	Signed G Chris Carrozz and G Edward Pasquale to entry-level contracts.
May 31, 2010:	Signed LW Carl Klingberg and LW Danick Paquette .
June 1, 2010:	Signed LW Jeremy Morin and C Eric O'Dell .
June 8, 2010:	Re-signed C Jim Slater .
June 15, 2010:	Signed free agent RW Fredrik Pettersson .
June 24, 2010:	Traded D Mike Vernace , LW Brett Sterling and a seventh round selection in the 2010 NHL Entry Draft to the San Jose Sharks for future considerations.
June 24, 2010:	Acquired D Dustin Byfuglien , D Brent Sopel , LW Ben Eager and RW Akim Aliu from the Blackhawks in exchange for C Marty Reasoner , RW Joey Crabb , LW Jeremy Morin and a first and second round selection in the 2010 NHL Entry Draft.
June 30, 2010:	Re-signed D Noah Welch .
July 1, 2010:	Signed unrestricted free agent G Chris Mason .
July 1, 2010:	Acquired LW Andrew Ladd from the Chicago Blackhawks for D Ivan Vishnevskiy and a second round selection in the 2011 NHL Entry Draft.
July 2, 2010:	Signed unrestricted free agent D Mike Siklenka .
July 7, 2010:	Signed free agents C Jared Ross and D Jaime Sifers .
July 7, 2010:	Re-signed LW Eric Boulton .
July 22, 2010:	Re-signed G Ondrej Pavelec .

July 28, 2010:	Re-signed restricted free agent LW Ben Eager .
July 29, 2010:	Re-signed restricted free agent LW Andrew Ladd .
July 29, 2010:	Agreed to terms with restricted free agent G Peter Mannino .
Aug. 1, 2010:	Acquired LW Donald Brashear and C Patrick Rissmiller from the New York Rangers in exchange for C Todd White .
Aug. 19, 2010:	Signed unrestricted free agent D Freddy Meyer .
Aug. 19, 2010:	Named Clint Malarchuk Goaltending Consultant.
Aug. 23, 2010:	Re-signed restricted free agent RW Bryan Little .
Aug. 24, 2010:	Signed D Andrey Zubarev .
Sept. 1, 2010:	Acquired LW Ian McKenzie from Nashville in exchange for D Grant Lewis .
Sept. 6, 2010:	Signed unrestricted free agent LW Fredrik Modin .
Sept. 13, 2010:	Re-signed restricted free agent LW Niclas Bergfors .
Sept. 13, 2010:	Signed unrestricted free agent LW Nigel Dawes .
Jan. 18, 2011:	Acquired a fifth round selection (Jets selected Austen Brassard) in the 2011 NHL Entry Draft from the San Jose Sharks in exchange for LW Ben Eager .
Feb. 18, 2011:	Acquired RW Blake Wheeler and D Mark Stuart from the Boston Bruins in exchange for C Rich Peverley and D Boris Valabik .
Feb. 24, 2011:	Acquired C Ben Maxwell and a fourth round selection (Jets then traded pick back to Montreal) in the 2011 NHL Entry Draft from the Montreal Canadiens in exchange for D Brent Sopel and LW Nigel Dawes .
Feb. 28, 2011:	Acquired RW Radek Dvorak and Carolina's fifth round selection (Jets then traded pick to San Jose) in the 2011 NHL Entry Draft from the Florida Panthers in exchange for RW Niclas Bergfors and LW Patrick Rissmiller .
Feb. 28, 2011:	Claimed C Rob Schremp off waivers from the New York Islanders.
Feb. 28, 2011:	Acquired D Brett Festerling from the Montreal Canadiens in exchange for G Drew MacIntyre .
June 25, 2011:	Acquired a third-round selection (Brennan Serville) in the 2011 NHL Entry Draft from Montreal for a fourth-round selection (Josiah Didier) and Montreal's fourth-round selection (traded back) (Oliver Archambault) in the 2011 NHL Entry Draft.
June 25, 2011:	Acquired a fourth-round selection (Zach Yuen) in the 2011 NHL Entry Draft from San Jose for Carolina's fifth-round selection (Sean Kuraly) and Calgary's seventh-round selection (Colin Blackwell) in the 2011 NHL Entry Draft.
July 1, 2011:	Signed unrestricted free agent LW Tanner Glass and D Derek Meech .
July 2, 2011:	Signed unrestricted free agent D Randy Jones and C Rick Rypien .
July 3, 2011:	Signed unrestricted free agent D Mark Flood .
July 4, 2011:	Signed unrestricted free agent C Aaron Gagnon .
July 4, 2011:	Re-signed LW Andrew Ladd .
July 8, 2011:	Acquired RW Eric Fehr from the Washington Capitals in exchange for RW Danick Paquette and a fourth-round selection in the 2012 NHL Entry Draft.
July 9, 2011:	Acquired LW Kenndal McArdle from the Florida Panthers in exchange for C Angelo Esposito .
July 18, 2011:	Signed unrestricted free agent LW Jason Jaffray .
Sept. 7, 2011:	Signed unrestricted free agent C Kyle Wellwood .
Oct. 6, 2011:	Claimed LW Brett MacLean off waivers from the Phoenix Coyotes.
Dec. 6, 2011:	Claimed C Ben Maxwell off waivers from the Anaheim Ducks.
Dec. 13, 2011:	Claimed LW Antti Miettinen off waivers from the Tampa Bay Lightning.
Jan. 30, 2012:	Acquired D John Negrin from the Calgary Flames in exchange for RW Akim Aliu .
Feb. 27, 2012:	Acquired a second-round (later traded to Washington, Washington selected Zach Sanford) and a third-round selection (J.C. Lipon) in the 2013 NHL Entry Draft from the Chicago Blackhawks in exchange for D Johnny Oduya .
Feb. 27, 2012:	Claimed D Grant Clitsome off waivers from the Columbus Blue Jackets.
June 23, 2012:	Re-signed C Jim Slater .
June 23, 2012:	Acquired G Jonas Gustavsson from the Toronto Maple Leafs in exchange for a conditional seventh-round selection in the 2013 NHL Entry Draft.
June 25, 2012:	Re-signed G Ondrej Pavelec .

July 1, 2012:	Signed unrestricted free agent LW Alexei Ponikarovsky . Re-signed D Derek Meech .
July 2, 2012:	Signed unrestricted free agent C Olli Jokinen .
July 4, 2012:	Signed unrestricted free agent G AI Montoya .
July 6, 2012:	Signed unrestricted free agent G Mark Dekanich . Re-signed C Ben Maxwell .
July 13, 2012:	Signed unrestricted free agent C Kyle Wellwood .
Sept. 15, 2012:	Re-signed LW Evander Kane .
Jan. 16, 2013:	Signed unrestricted free agent LW Jason Jaffray .
Jan. 16, 2013:	Claimed RW Anthony Peluso off waivers from the St. Louis Blues.
Jan. 18, 2013:	Claimed C James Wright off waivers from the Florida Panthers.
Feb. 13, 2013:	Acquired LW Eric Tangradi from the Pittsburgh Penguins in exchange for a 2013 sixth-round selection in the 2013 NHL Entry Draft (Dane Birkis).
Feb. 13, 2013:	Acquired a seventh-round selection in the 2013 NHL Entry Draft (Brenden Kichton) and a fourth-round selection in the 2014 NHL Entry Draft from the New Jersey Devils in exchange for LW Alexei Ponikarovsky .
Mar. 10, 2013:	Acquired RW Tomas Kubalik from the Columbus Blue Jackets in exchange for RW Spencer Machacek .
Apr. 3, 2013:	Claimed RW Mike Santorelli off waivers from the Florida Panthers.
Apr. 7, 2013:	Signed G Juha Olkinuora .
June 30, 2013:	Acquired RW Michael Frolik from the Chicago Blackhawks in exchange for a third-round selection (John Hayden) and a fifth-round selection (Luke Johnson) in the 2013 NHL Entry Draft.
July 2, 2013:	Re-signed D Grant Clitsome .
July 4, 2013:	Re-signed G AI Montoya .
July 5, 2013:	Acquired RW Devin Setoguchi from the Minnesota Wild for a second-round selection in the 2014 NHL Entry Draft.
July 6, 2013:	Signed unrestricted free agents RW Andrew Gordon , D Adam Pardy , and RW Jerome Samson .
July 11, 2013:	Signed unrestricted free agent RW Matt Halischuk .
July 11, 2013:	Signed G Michael Hutchinson .
July 22, 2013:	Re-signed C Bryan Little .
July 26, 2013:	Re-signed RW Blake Wheeler .
July 29, 2013:	Re-signed D Zach Bogosian .



NHL AWARDS & HONOURS

NHL Maurice "Rocket" Richard Trophy
2003-04: Ilya Kovalchuk (shared)

NHL Calder Memorial Trophy
2001-02: Dany Heatley

NHL Second Team All-Star
2003-04: Ilya Kovalchuk

NHL All-Star Game
2011-12: Dustin Byfuglien (DNP - injured)
2010-11: Dustin Byfuglien, Tobias Enstrom
2008-09: Ilya Kovalchuk
2007-08: Marian Hossa, Ilya Kovalchuk
2006-07: Marian Hossa, Bob Hartley (Asst. Coach)
2003-04: Ilya Kovalchuk (leading vote-getter)
2002-03: Dany Heatley (MVP)
2000-01: Donald Audette
1999-00: Petr Buzek

NHL All-Rookie Team
2009-10: Niclas Bergfors
2007-08: Tobias Enstrom
2001-02: Dany Heatley, Ilya Kovalchuk

NHL YoungStars Game
2008-09: Bryan Little
2007-08: Tobias Enstrom
2006-07: Kari Lehtonen
2003-04: Garnet Exelby (DNP - injured)
2001-02: Dany Heatley and Ilya Kovalchuk (MVP)

NHL Three Stars/Player of the Month
Nov. 2010: Dustin Byfuglien (Third Star)
Feb. 2009: Ilya Kovalchuk (First Star)
Nov. 2007: Ilya Kovalchuk (First Star)
Nov. 2006: Marian Hossa (Second Star)
Oct. 2006: Ilya Kovalchuk (Second Star)
Oct. 2003: Ilya Kovalchuk (Offensive)
Dec. 2000: Donald Audette

NHL Three Stars/Player of the Week
Apr. 21, 2013: Andrew Ladd (First Star)
Feb. 19, 2012: Blake Wheeler (Second Star)
Nov. 29, 2010: Ondrej Pavelec (First Star)
Nov. 29, 2010: Dustin Byfuglien (Second Star)
Nov. 15, 2009: Ilya Kovalchuk (Second Star)
Mar. 1, 2009: Ilya Kovalchuk (Third Star)
Feb. 15, 2009: Ilya Kovalchuk (Third Star)
Jan. 18, 2009: Rich Peverley (Third Star)
Dec. 28, 2008: Bryan Little (Second Star)
Dec. 23, 2007: Kari Lehtonen (Second Star)
Nov. 4, 2007: Ilya Kovalchuk (First Star)
Mar. 4, 2007: Kari Lehtonen (First Star)
Dec. 3, 2006: Marian Hossa (Third Star)
Nov. 12, 2006: Vyacheslav Kozlov (First Star)
Oct. 29, 2006: Ilya Kovalchuk (First Star)
Jan. 8, 2006: Ilya Kovalchuk
Oct. 9, 2005: Marc Savard
Nov. 13, 2005: Ilya Kovalchuk
Oct. 26, 2003: Ilya Kovalchuk
Oct. 19, 2003: Ilya Kovalchuk
Mar. 30, 2003: Dany Heatley

NHL Rookie of the Month
Nov. 2007: Tobias Enstrom
Dec. 2001: Dany Heatley, Ilya Kovalchuk
Jan. 2002: Ilya Kovalchuk

TEAM AWARDS & HONOURS

*discontinued, formerly awarded by Atlanta Thrashers

Three Stars of the Game Award Winners
2012-13: Ondrej Pavelec
2011-12: Ondrej Pavelec
2010-11: Ondrej Pavelec
2009-10: Johan Hedberg
2008-09: Ilya Kovalchuk
2007-08: Ilya Kovalchuk
2006-07: Marian Hossa
2005-06: Marian Hossa
2003-04: Ilya Kovalchuk
2002-03: Dany Heatley
2001-02: Milan Hnilek and Dany Heatley
2000-01: Ray Ferraro
1999-00: Ray Ferraro

Dan Snyder Memorial Trophy
2012-13: Zach Redmond
2011-12: Mark Stuart
2010-11: Bryan Little
2009-10: Jim Slater
2008-09: Colby Armstrong
2007-08: Eric Perrin
2006-07: Vyacheslav Kozlov
2005-06: Niclas Havelid
2003-04: Garnet Exelby

Community Service Award Winners
2012-13: Zach Bogosian
2011-12: Jim Slater
2010-11: Zach Bogosian, Jim Slater
2009-10: Marty Reasoner, Jim Slater
2008-09: Garnet Exelby, Eric Boulton
2007-08: Niclas Havelid
2006-07: Scott Mellanby
2005-06: Ilya Kovalchuk
2003-04: Andy Sutton
2002-03: Chris Tamer
2001-02: Jeff Odgers
2000-01: Damian Rhodes
1999-00: David Harlock

*** Players' Player Award Winners**
2010-11: Chris Thorburn
2009-10: Marty Reasoner
2008-09: Marty Reasoner
2007-08: Johan Hedberg
2006-07: Johan Hedberg
2005-06: Scott Mellanby
2003-04: Pasi Nurminen
2002-03: Jeff Odgers
2001-02: Jeff Odgers
2000-01: Jeff Odgers and Chris Tamer
1999-00: Denny Lambert

*** Team MVP**
2010-11: Andrew Ladd
2009-10: Nik Antropov
2008-09: Ilya Kovalchuk
2007-08: Ilya Kovalchuk
2006-07: Marian Hossa
2005-06: Ilya Kovalchuk and Marian Hossa
2003-04: Ilya Kovalchuk
2002-03: Dany Heatley
2001-02: Dany Heatley and Ilya Kovalchuk
2000-01: Ray Ferraro

ALL-TIME NUMERICAL ROSTER

1
Johan Hedberg (2006-07 to 2009-10)
Mike Dunham (2005-2006)
Damian Rhodes (1999-00 to 2001-2002)

2
Adam Pardy (2013-14)
Garnet Exelby (2002-03 to 2008-09)
Petr Buzek (1999-00 to 2001-02)

3
Jacob Trouba (2012-13)
Brent Sopel (2010-11)
Mark Popovic (2009-10)
Joel Kwiatkowski (2007-08)
Vitaly Vishnevski (2006-07)
Mark Hartigan (2002-03)
Brian Pothier (2001-02)
Chris Joseph (2000-01)
Sergei Vyshedkevich (1999-00 to 2000-01)

4
Paul Postma (2012-13)
Zach Bogosian (2008-09 to 2011-12)
Braydon Coburn (2005-06 to 2006-07)
Chris Tamer (1999-00 to 2003-04)

5
Mark Stuart (2010-11 to 2012-13)
Boris Valabik (2009-10)
Steve McCarthy (2005-06 to 2007-08)
Tomas Kloucek (2003-04 to 2005-06)
Gord Murphy (1999-00 to 2000-01)

6
Ron Hainsey (2008-09 to 2012-13)
Mark Popovic (2006-07)
Shawn Heins (2003-04)
Francis Lessard (2001-02 to 2002-03)
David Harlock (1999-00 to 2001-02)

7
Derek Meech (2011-12 to 2012-13)
Nathan Ostryck (2008-09)
Mark Popovic (2007-08)
Greg de Vries (2005-06 to 2006-07)
Chris Herperger (2002-03)
Adam Burt (2000-01)
Chris McAlpine (1999-00)

8
Alexander Burmistrov (2010-11 to 2012-13)
Mark Recchi (2007-08)
Keith Tkachuk (2006-07)
Frantisek Kaberle (1999-00 to 2003-04)
Darryl Shannon (1999-00)

9
Evander Kane (2009-10 to 2012-13)
Erik Christensen (2007-08 to 2008-09)
Pascal Dupuis (2006-07 to 2007-08)
Glen Metroplit (2006-07)
Marc Savard (2002-03 to 2005-06)
Mark Hartigan (2001-02 to 2002-03)
Hnat Domenichelli (1999-00 to 2001-02)
Vladimir Vujtek (1999-00)

10
Bryan Little (2007-08 to 2010-11)
Jason Krog (2006-2007)
Serge Aubin (2003-04 to 2005-06)
Yuri Butsayev (2001-02)
Darcy Hordichuk (2000-01)
Denny Lambert (1999-00)

11
Eric Perrin (2007-08 to 2008-09)
J.P. Vigier (2002-03 to 2006-07)
Dean Sylvester (1999-00 to 2000-01)

12
Olli Jokinen (2012-13)
Randy Jones (2011-12)
Patrick Rissmiller (2010-11)
Todd White (2007-08 to 2009-10)
Denis Hamel (2006-07)
Peter Bondra (2005-06)
Bill Lindsay (2003-04)
Tony Hrkac (2001-02 to 2002-03)
Steve Guolla (1999-00 to 2000-01)
Shean Donovan (1999-00)

13
Kyle Wellwood (2011-12 to 2012-13)
Rob Schremp (2010-11)
Slava Kozlov (2002-03 to 2009-10)
Patrik Stefan (1999-00 to 2001-02)

14
Anthony Peluso (2012-13)
Tim Stapleton (2010-11 to 2011-12)
Jason Williams (2008-09)
Jon Sim (2006-07)
Rico Fata (2005-06)
Ben Simon (2003-04)
Tomi Kallio (2000-01 to 2002-03)
Mike Stapleton (1999-00)

15
Matt Halischuk (2013-14)
Mike Santorelli (2012-13)
Tanner Glass (2011-12)
Nigel Dawes (2010-11)
Dany Heatley (2001-02 to 2003-04)
Andrew Brunette (1999-00 to 2000-01)

16
Andrew Ladd (2010-11 to 2012-13)
Christoph Schubert (2009-10)
Bobby Holik (2005-06 to 2007-08)
Jeff Cowan (2001-02 to 2003-04)
Kelly Buchberger (1999-00)

17
James Wright (2012-13)
Eric Fehr (2011-12)
Ilya Kovalchuk (2001-02 to 2009-10)
Ladislav Kohn (2000-01)
Matt Johnson (1999-00)

18
Bryan Little (2011-12 to 2012-13)
Niclas Bergfors (2009-10 to 2010-11)
Mathieu Schneider (2008-09)
Marian Hossa (2005-06 to 2007-08)

Brad Tapper (2002-03)
Lubos Bartecko (2001-02)
Jarrod Skalde (2000-01)
Jason Botterill (1999-00)

19
Jim Slater (2011-12 to 2012-13)
Fredrik Modin (2010-11)
Marty Reasoner (2008-09 to 2009-10)
Colby Armstrong (2007-08)
Scott Mellanby (2005-06 to 2006-07)
Shawn McEachern (2002-03 to 2003-04)
Brad Tapper (2000-01 to 2001-02)
Nelson Emerson (1999-00)

20
Andrew Gordon (2013-14)
Antti Miettinen (2011-12 to 2012-13)
Radek Dvorak (2010-11)
Colby Armstrong (2008-09 to 2009-10)
Steve Rucchin (2006-07)
Francis Lessard (2003-04)
Jeff Odgers (2000-01 to 2002-03)
Jason Botterill (1999-00)

21
Aaron Gagnon (2011-12 to 2012-13)
Ben Eager (2010-11)
Brett Sterling (2007-08 to 2008-09)
Derek MacKenzie (2003-04 to 2005-06)
Ray Ferraro (1999-00 to 2001-02)

22
Chris Thorburn (2011-12 to 2012-13)
Anthony Stewart (2010-11)
Ken Klee (2007-08)
Eric Belanger (2006-07)
Francis Lessard (2005-06)
Kamil Piro (2002-03 to 2003-04)
Shean Donovan (1999-00 to 2001-02)
Eric Bertrand (1999-00)

23
Alexei Ponikarovsky (2012-13)
Kenndal McArdle (2011-12)
Jim Slater (2005-06 to 2010-11)
Ivan Majesky (2003-04)
Lubos Bartecko (2002-03)
Derek MacKenzie (2002-03)
Brett Clark (1999-00 to 2001-02)
Martin Prochazka (1999-00)

24
Grant Clitsome (2011-12 to 2012-13)
Freddy Meyer (2010-11)
Chris Chelios (2009-10)
Ramzi Abid (2005-06)
Chris Kunitz (2005-06)
Tommi Santala (2003-04)
Andreas Karlsson (1999-00 to 2001-02)

25
Zach Redmond (2012-13)
Brett MacLean (2011-12)
Anssi Salmela (2008-09 to 2009-10)
Andy Sutton (2001-02 to 2006-07)
Kamil Piro (2001-02)
Steve Staios (1999-00 to 2000-01)

ALL-TIME NUMERICAL ROSTER

26 Blake Wheeler (2010-11 to 2012-13) Noah Welch (2010-11) Ronald Petrovicky (2003-04 to 2005-06) Pascal Rheaume (2001-02 to 2002-03) Dan Snyder (2000-01) Bryan Adams (1999-00 to 2000-01)	36 Mark Flood (2011-12) Eric Boulton (2005-06 to 2010-11) Daniel Tjernqvist (2001-02 to 2003-04) Rumun Ndur (1999-00)	48 Carl Klingberg (2010-11 to 2011-12) Boris Valabik (2007-08 to 2008-09) Kyle Rossiter (2003-04)
27 Eric Tangradi (2012-13) Chris Thorburn (2007-08 to 2010-11) Patrik Stefan (2002-03 to 2005-06) Bob Corkum (2001-02) Denny Lambert (1999-00 to 2000-01)	37 Dan Snyder (2001-02 to 2002-03) Herbert Vasiljevs (1999-00 to 2000-01)	49 Ben Maxwell (2010-11 to 2011-12) Colin Stuart (2007-08 to 2008-09) Zdenek Blatny (2003-04)
28 Patrice Cormier (2011-12 to 2012-13) Niclas Havelid (2005-06 to 2008-09) Randy Robitaille (2003-04) Jeff Farkas (2002-03) Todd Reirden (2001-02) Donald Audette (1999-00 to 2000-01) Geordie Kinnear (1999-00) Kevin Dean (1999-00)	38 Paul Postma (2010-11 to 2011-12) Grant Lewis (2008-09) Darren Haydar (2006-07 to 2007-08) Braydon Coburn (2005-06) Yannick Tremblay (1999-00 to 2003-04)	50 Chris Mason (2010-11 to 2011-12) Jordan LaVallee (2007-08 to 2008-09) Joe DiPenta (2002-03)
29 Johnny Oduya (2009-10 to 2011-12) Brad Larsen (2003-04 to 2007-08) Brian Swanson (2003-04) Kirill Safronov (2001-02 to 2002-03) Darcy Hordichuk (2001-02) Brian Pothier (2000-01) J.P. Vigier (2000-01) Johan Garpenlov (1999-00)	39 Toby Enstrom (2007-08 to 2012-13) Niko Kapanen (2006-07) Mark Popovic (2005-06) Kip Brennan (2003-04) J.L. Grand-Pierre (2003-04) Per Svartvadet (1999-00 to 2002-03)	51 Andrew Zubarev (2010-11) Scott Lehman (2008-09)
30 Steve Shields (2005-06) Scott Fankhauser (1999-00 to 2000-01)	40 Devin Setoguchi (2013-14) Clay Wilson (2008-09) Luke Sellers (2001-02)	53 Brett Festerling (2011-12)
31 Ondrej Pavelec (2008-09 to 2012-13) Steve Shields (2005-06) Pasi Nurminen (2001-02 to 2003-04) Rick Tabaracci (1999-00)	41 Jason Jaffray (2011-12) Clarke MacArthur (2009-10) Joe Motzko (2008-09) Daniel Corso (2003-04) Simon Gamache (2002-03 to 2003-04) Andrei Skopintsev (2000-01)	55 Mark Scheifele (2011-12 to 2012-13)
32 Kari Lehtonen (2003-04 to 2008-09) Yves Sarault (2000-01)	42 Tim Stapleton (2009-10) Joey Crabb (2008-09) Karl Stewart (2003-04 to 2005-06) Richard Smehlik (2002-03) Ed Ward (1999-00)	61 Maxim Afinogenov (2009-10)
33 Dustin Byfuglien (2010-11 to 2012-13) Ondrej Pavelec (2007-08) Adam Berkhoe (2005-06) Milan Hnilicka (2000-01 to 2002-03) Maxim Galanov (1999-00)	43 Mike Weaver (2001-02 to 2003-04)	67 Michael Frolik (2013-14)
34 Peter Mannino (2010-11 to 2011-12) Shane Hnidy (2005-06 to 2006-07) Byron Dafoe (2002-03 to 2003-04) Norm Maracle (1999-00 to 2001-02)	44 Zach Bogosian (2012-13) Arturs Kulda (2009-10 to 2011-12) Jaroslav Modry (2005-06) Uwe Krupp (2002-03)	71 Jiri Slegr (2000-01 to 2001-02)
35 Al Montoya (2012-13) Michael Garnett (2005-06) Frederic Cassivi (2001-02 to 2002-03) Scott Langkow (1999-00)	45 Patrice Cormier (2010-11) Kevin Doell (2007-08) Ben Simon (2001-02 to 2002-03)	76 Evgeny Artyukhin (2009-10)
	46 Spencer Machacek (2008-09 to 2011-12)	77 Pavel Kubina (2009-10) Alexei Zhitnik (2006-07 to 2007-08)
	47 Rich Peverley (2008-09 to 2010-11) Scott Barney (2005-06) Kurtis Foster (2002-03 to 2003-04) J.P. Vigier (2001-02)	80 Nik Antropov (2009-10 to 2011-12)

Ondrej Pavelec

June 25, 1997: The NHL awarded the City of Atlanta an expansion franchise to begin play in 1999-2000.

Feb. 16, 1998: "Atlanta Thrashers" announced as official team name. Former AOL Time Warner Vice Chairman and Turner Broadcasting System, Inc., founder, R.E. "Ted" Turner, named the team after the State Bird of Georgia, the Brown Thrasher.

April 23, 1998: Unveiled official team logo in an NHL-first live Internet launch that occurred simultaneously in front of a large crowd at the CNN Center atrium in Atlanta.

June 23, 1998: Don Waddell named the organization's first general manager.

March 27, 1999: Unveiled official home team jersey in front of several thousand fans at Centennial Olympic Park in Atlanta.

June 25, 1999: Team took part in the 1999 NHL Expansion Draft at the FleetCenter in Boston and unveiled its 1999-2000 Inaugural Season logo as part of draft weekend festivities.

June 26, 1999: Acquired No. 1 overall pick in the 1999 NHL Entry Draft from Vancouver and selected Patrik Stefan, making him the first player drafted by the organization.

July 14, 1999: Hired Curt Fraser as first head coach in franchise history.

Sept. 18, 1999: In the first event at Philips Arena, the Thrashers lost to the New York Rangers 3-2 in OT in preseason action.

Sept. 28, 1999: Kelly Buchberger named first captain in Thrashers history.

Oct. 2, 1999: Thrashers opened their 1999-2000 Inaugural Season before a sold-out crowd of 18,545 at Philips Arena with a 4-1 loss to New Jersey. Kelly Buchberger scored the first goal in franchise history at 11:26 of the second period.

Oct. 14, 1999: Damian Rhodes posted the first shutout in Thrashers history as the team won 2-0 at the New York Islanders for the franchise's first victory.

Oct. 26, 1999: The Thrashers defeated the Calgary Flames 2-1 at Philips Arena for their first home win

Nov. 22, 1999: Dean Sylvester became the first Thrasher to record a hat trick during a 6-3 victory vs. Vancouver at Philips Arena.

Feb. 6, 2000: Defenseman Petr Buzek played for the World Team at 50th NHL All-Star Game at Toronto and became Thrashers' first NHL All-Star.

April 10, 2001: Won the NHL Entry Draft Drawing to earn the first overall pick at the 2001 NHL Entry Draft.

June 24, 2001: Selected Ilya Kovalchuk with the first overall pick in the 2001 NHL Entry Draft to make him the first Russian player selected first in an NHL draft.

June 20, 2002: Dany Heatley named as recipient of the 2001-02 Calder Memorial Trophy as the NHL's Rookie of the Year. Heatley and Ilya Kovalchuk named to the 2001-02 NHL's All-Rookie Team.

Dec. 26 & 27, 2002: Vice President and General Manager Don Waddell dismissed Head Coach Curt Fraser. Waddell steps behind Thrashers bench as interim head coach for 10 games.

Jan. 14, 2003: Hired Bob Hartley as second head coach in team history. Hartley coached first game with Thrashers on Jan. 15 with a 1-0 victory over Montreal at Philips Arena.

Feb. 2, 2003: Dany Heatley honoured with NHL All-Star MVP Award after tallying four goals in 53rd annual NHL All-Star game.

Feb. 5, 2004: The announcement is made by Thrashers General Manager Don Waddell and the National Hockey League that the Thrashers and the City of Atlanta will host the 2005 NHL All-Star Weekend, at Philips Arena. The game was cancelled due to the NHL's 2004-05 work stoppage.

March 31, 2004: Announcement of the sale of the Thrashers, along with the NBA's Hawks and operating rights to Philips Arena, to Atlanta Spirit, LLC from Turner Broadcasting System, Inc.

April 15, 2006: It is announced that Atlanta has been awarded the 2008 NHL All-Star Game.

April 12, 2007: The Thrashers make their playoff debut, hosting the New York Rangers in Game One of the Eastern Conference Quarterfinals at Philips Arena in front of a sold-out crowd. The Thrashers lost the game, 4-3.

Oct. 17, 2007: Head Coach Bob Hartley is relieved of duties. Executive Vice President and General Manager Don Waddell takes over as head coach for the remainder of the season.

Jan. 26-27, 2008: Atlanta hosts the 2008 NHL All-Star Weekend at Philips Arena, including the SuperSkills Competition and the 56th NHL All-Star Game at Philips Arena. The Eastern Conference, with Thrashers Ilya Kovalchuk and Marian Hossa, defeats the Western Conference by a 8-7 score. Carolina's Eric Staal named All-Star Game MVP.

June 20, 2008: John Anderson named the fourth head coach in team history.

Jan. 11, 2009: Ilya Kovalchuk named Team Captain.

April 14, 2010: Head Coach John Anderson is relieved of duties as well as Assistant Coaches Randy Cunneynworth, Todd Nelson, and Steve Weeks. Rick Dudley is promoted to general manager and Don Waddell is promoted to team president.

June 24, 2010: Craig Ramsay named the fifth head coach in team history.

Nov. 18, 2010: Andrew Ladd named the eighth team captain in franchise history.

April 10, 2011: The Thrashers play in what would turn out to be their final game in Atlanta, losing 5-2 to the Pittsburgh Penguins.

May 31, 2011: True North Sports & Entertainment, along with NHL Commissioner Gary Bettman, announce the sale of the Atlanta Thrashers and relocation to Winnipeg pending approval by the NHL's Board of Governors. True North also announces the launch of the 'Drive to 13' Season Ticket Drive.

June 2, 2011: Drive to 13 sales commence as True North begins to take deposits on tickets for the 2011-12 NHL season.

June 5, 2011: True North reaches their goal of selling 13,000 season tickets as the general sale portion of the Drive to 13 lasts two minutes.

June 8, 2011: Kevin Cheveldayoff is hired as General Manager of the team, while Craig Heisinger takes on the role of Assistant General Manager and Director of Hockey Operations.

June 24, 2011: Claude Noel is hired as the first head coach of Winnipeg's NHL franchise. Noel had coached the AHL's Manitoba Moose in Winnipeg during the 2010-11 season.

June 24, 2011: Prior to making the seventh overall selection in the NHL Entry Draft in St. Paul, MN, True North Chairman Mark Chipman announces the franchise will officially be known as the Winnipeg Jets.

June 24, 2011: On behalf of the Winnipeg Jets, Kevin Cheveldayoff selects Mark Scheifele seventh overall with the first pick in the team's history.

July 22, 2011: Winnipeg Jets unveil their new logo to the public. Jets also release the first selection of official merchandise at Jets Gear, the authentic team store located at MTS Centre.

Sept. 6, 2011: Winnipeg Jets officially unveil their jerseys in a ceremony at 17 Wing Winnipeg.

Sept. 20, 2011: Winnipeg Jets play their first game versus the Columbus Blue Jackets in a preseason split-squad format. The Blue Jackets win 5-1 at Nationwide Arena while the Jets won 6-1 in front of a sold out crowd in Winnipeg at MTS Centre.

Oct. 9, 2011: Winnipeg Jets host the Montreal Canadiens at MTS Centre in their first regular season game with the visiting Canadiens winning by a 5-1 score. Nik Antropov scores the first Winnipeg Jets goal at 2:27 of the third period.

Oct. 17, 2011: Winnipeg Jets capture their first regular season win by defeating the visiting Pittsburgh Penguins at MTS Centre by a 2-1 score.

April 7, 2012: Winnipeg Jets conclude their first regular season with a 4-3 overtime loss to the Tampa Bay Lightning. The Jets end the 2011-12 regular season with a record of 37-35-10.

Aug. 2, 2012: Larry Simmons is appointed to the position of Assistant General Manager. Simmons previously served the franchise for 12 seasons in Atlanta and Winnipeg.

Jan. 6, 2013: The NHL and NHLPA reach an agreement on a new Collective Bargaining Agreement and prepare for a shortened 48-game regular season.

Jan. 19, 2013: Winnipeg Jets begin their second regular season by falling 4-1 to the Ottawa Senators at MTS Centre.

Mar. 14, 2013: NHL Board of Governors approves a new plan for realignment that will move the Winnipeg Jets into a division with the Chicago Blackhawks, Colorado Avalanche, Dallas Stars, Minnesota Wild, Nashville Predators and St. Louis Blues.

Apr. 25, 2013: The Jets conclude their second season in Winnipeg by losing 4-2 at home to the Montreal Canadiens, capping a season record of 24-21-3.

PLAYOFF RESULTS

2007 EASTERN CONFERENCE QUARTERFINALS

GM	DATE	OPPONENT	RESULT	GWG	GOALTENDERS	ATTEN.
1	4/12	NY Rangers	L	3-4	Nylander	Lehtonen/Lundqvist 18,857
2	4/14	NY Rangers	L	1-2	Shanahan	Hedberg/Lundqvist 18,803
3	4/17	at NY Rangers	L	0-7	Nylander	Lehtonen/Lundqvist 18,200
4	4/18	at NY Rangers	L	2-4	Cullen	Hedberg/Lundqvist 18,200

2007 EASTERN CONFERENCE QUARTERFINALS

PLAYER	GP	ATOI	G	A	PTS	+/-	PIM	PP	SH	GW	S	PCTG
Keith Tkachuk	4	16:32	1	2	3	2	12	0	0	0	11	9.1
Pascal Dupuis	4	20:28	1	2	3	2	4	0	0	0	7	14.3
Ilya Kovalchuk	4	18:42	1	1	2	-1	19	0	0	0	12	8.3
Niclas Havelid	4	24:14	0	2	2	-5	0	0	0	0	4	0.0
Brad Larsen	4	16:56	0	2	2	1	0	0	0	0	4	0.0
Shane Hnidy	4	15:47	1	0	1	-1	0	0	0	0	4	25.0
Eric Belanger	4	16:47	1	0	1	-6	12	1	0	0	3	33.3
Greg de Vries	4	19:17	1	0	1	-2	4	0	0	0	5	20.0
Bobby Holik	4	15:23	0	1	1	0	0	0	0	0	12	0.0
Marian Hossa	4	18:55	0	1	1	-6	6	0	0	0	10	0.0
Andy Sutton	4	17:33	0	0	0	-2	10	0	0	0	4	0.0
Garnet Exelby	4	15:38	0	0	0	-1	6	0	0	0	3	0.0
Jon Sim	4	5:29	0	0	0	-1	0	0	0	0	2	0.0
Eric Boulton	4	5:03	0	0	0	-1	24	0	0	0	1	0.0
Alexei Zhitnik	4	25:20	0	0	0	-4	4	0	0	0	5	0.0
Vyacheslav Kozlov	4	17:33	0	0	0	-6	6	0	0	0	7	0.0
Scott Mellanby	4	13:33	0	0	0	-2	4	0	0	0	4	0.0
Jim Slater	4	5:10	0	0	0	-2	2	0	0	0	1	0.0

GOALTENDER	GP	W	L	EN	SO	GA	AVG.	SA	SV%	G	A	PIM	MINS
Johan Hedberg	2	0	2	0	69	5	2.56	64	.928	0	0	0	117:29
Kari Lehtonen	2	0	2	0	73	11	5.59	62	.849	0	0	0	118:04

PLAYOFF FIRSTS

Game:	April 12, 2007 vs. NY Rangers (Eastern Conference Quarterfinals, Game One)
Loss:	April 12, 2007 vs. NY Rangers (ATL 3, NYR 4)
Home Loss:	April 12, 2007 vs. NY Rangers (ATL 3, NYR 4)
Road Loss:	April 17, 2007 at NY Rangers (ATL 0, NYR 7)
Lineup:	April 12, 2007 vs. NY Rangers Goalies: Kari Lehtonen and Johan Hedberg Defense: Garnet Exelby, Greg de Vries, Andy Sutton, Niclas Havelid, Shane Hnidy, Alexei Zhitnik Forwards: Keith Tkachuk, Pascal Dupuis, Slava Kozlov, Jon Sim, Bobby Holik, Ilya Kovalchuk, Marian Hossa, Scott Mellanby, Eric Belanger, Jim Slater, Brad Larsen, Eric Boulton
Goal:	Eric Belanger, at 19:01 of the 1st period, April 12, 2007 vs. NY Rangers
Assists:	Niclas Havelid and Keith Tkachuk, at 19:01 of the 1st period, April 12, 2007 vs. NY Rangers
Power play goal:	Eric Belanger, at 19:01 of the 1st period, April 12, 2007 vs. NY Rangers
Penalty:	Andy Sutton, at 16:31 of the 1st period, April 12, 2007 vs. NY Rangers
Power play attempt:	18:42 of the 1st period (Hooking on Michal Rozsival), April 12, 2007 vs. NY Rangers
Multiple-assists game:	Brad Larsen (2A), April 12, 2007 vs. NY Rangers
Multiple-point game:	Brad Larsen (2A), April 12, 2007 vs. NY Rangers
Goalie loss:	Kari Lehtonen, 4-3 April 12, 2007 vs. NY Rangers
Goal allowed:	Kari Lehtonen, by Jaromir Jagr at 12:50 of the 1st period, April 12, 2007 vs. NY Rangers

TEAM RECORDS

Most wins, season:	-
Most wins, home, season:	-
Most wins, road, season:	-
Fewest wins, season:	-
Fewest wins, home, season:	-
Fewest wins, road, season:	-
Goals	
Most goals, season:	6, 2007
Most goals, series:	6, 2007 CQF vs. NY Rangers
Most goals, game:	3, 4/12/07 vs. NY Rangers
Most goals, home game:	3, 4/12/07 vs. NY Rangers
Most goals, road game:	2, 4/18/07 at NY Rangers
Most goals, one period:	1 (6x), last - 4/18/07 at NY Rangers (2nd Per.)
Most goals, first period:	1 (2x), last - 4/18/07 at NY Rangers
Most goals, second period:	1 (2x), last - 4/18/07 at NY Rangers
Most goals, third period:	1, 4/14/07 vs. NY Rangers
Most goals allowed, season:	17, 2007
Most goals allowed, series:	17, 2007 CQF vs. NY Rangers
Most goals allowed, game:	7, 4/17/07 at NY Rangers
Most goals allowed, home game:	4, 4/12/07 vs. NY Rangers
Most goals allowed, road game:	7, 4/17/07 at NY Rangers
Most goals allowed, one period:	3, 4/17/07 at NY Rangers
Most goals allowed, first period:	3, 4/17/07 at NY Rangers
Most goals allowed, second period:	2 (2x), last - 4/17/07 at NY Rangers
Most goals allowed, third period:	2 (2x), last - 4/18/07 at NY Rangers
Most goals, season, both teams:	23, 2007
Most goals, series, both teams:	23, 2007 CQF vs. NY Rangers
Most goals, game, both teams:	7 (2x), last - 4/17/07, Atlanta 0 at NY Rangers 7
Most goals, one period, both teams:	3 (2x), last - 4/17/07, Atlanta 0 at NY Rangers 3 (1st per.)
Most goals, first period, both teams:	3, 4/17/07, Atlanta 0 at NY Rangers 3
Most goals, second period, both teams:	3, 4/12/07, Atlanta 1 vs. New York Rangers 2
Most goals, third period, both teams:	2 (3x), last - 4/18/07, Atlanta 0 at NY Rangers 2
Most consecutive goals:	-
Most consecutive goals allowed:	7, 4/17/07 at NY Rangers
Largest margin of victory:	-
Largest margin of victory, home game:	-
Largest margin of victory, road game:	-
Largest margin of defeat:	7, 4/17/07 at New York Rangers (0-7)
Largest margin of defeat, home game:	1 (2x), last - 4/14/07 vs. New York Rangers (1-2)
Largest margin of defeat, road game:	7, 4/17/07 at New York Rangers (0-7)
Power Play	
Most power play goals, season:	1, 2007
Most power play goals, series:	1, 2007 CQF vs. NY Rangers
Most power play goals, game:	1, 4/12/07 vs. NY Rangers
Most power play goals, one period:	1, 4/12/07 vs. NY Rangers (1st Per.)
Most power play goals, first period:	1, 4/12/07 vs. NY Rangers
Most power play goals, second period:	-
Most power play goals, third period:	-
Most power play chances, game:	6, 4/14/07 vs. NY Rangers
Most power play chances, home game:	6, 4/14/07 vs. NY Rangers
Most power play chances, road game:	5, 4/17/07 at NY Rangers
Most power play chances without a goal, game:	6, 4/14/07 vs. NY Rangers
Most power play goals allowed, season:	5, 2007
Most power play goals allowed, series:	5, 2007 CQF vs. NY Rangers
Most power play goals allowed, game:	3, 4/17/07 at NY Rangers
Most power play goals allowed, one period:	2, 4/17/07 at NY Rangers (3rd Per.)

Power Play (cont.)

Most power play goals allowed, first period:	1 (2x), last - 4/18/07 at NY Rangers
Most power play goals allowed, second period:	1, 4/17/07 at NY Rangers
Most power play goals allowed, third period:	2, 4/17/07 at NY Rangers
Most power play chances allowed:	9, 4/17/07 at NY Rangers
Most power play chances allowed, home game:	6, 4/14/07 vs. NY Rangers
Most power play chances allowed, road game:	9, 4/17/07 at NY Rangers

Points

Most points, season:	17, 2007 (6G, 11A)
Most points, series:	17, 2007 CQF vs. NY Rangers (6G, 11A)
Most points, game:	9, 4/12/07 vs. NY Rangers (3G, 6A)
Most points, home game:	9, 4/12/07 vs. NY Rangers (3G, 6A)
Most points, road game:	6, 4/18/07 at NY Rangers (2G, 4A)
Most points, one period:	3 (5x), last - 4/18/07 at NY Rangers (1G, 2A - 3rd Per.)
Most points, first period:	3 (2x), last - 4/18/08 at NY Rangers (1G, 2A)
Most points, second period:	3 (2x), last - 4/18/07 at NY Rangers (1G, 2A)
Most points, third period:	3, 4/12/07 vs. NY Rangers (1G, 2A)

Most points allowed, season:	48, 2007 (17G, 31A)
Most points allowed, series:	48, 2007 CQF vs. NY Rangers (17G, 31A)
Most points allowed, game:	21, 4/17/07 at NY Rangers (7G, 14A)
Most points allowed, home game:	12, 4/17/07 vs. NY Rangers (4G, 8A)
Most points allowed, road game:	21, 4/17/07 at NY Rangers (7G, 14A)
Most points allowed, period:	9, 4/17/07 at NY Rangers (3G, 6A - 1st Per.)

Most points, series, both teams:	65, 2007 CQF vs. NY Rangers
Most points, game, both teams:	21 (2x), last - 4/17/07 at NY Rangers (7G, 14A)
Most points, home game, both teams:	21, 4/12/07 vs. NY Rangers (7G, 14A)
Most points, road game, both teams:	21, 4/17/07 at NY Rangers (7G, 14A)
Most points, one period, both teams:	9 (2x), last - 4/17/07 at NY Rangers (3G, 6A - 1st Per.)

Assists

Most assists, season:	11, 2007
Most assists, series:	11, 2007 CQF vs. NY Rangers
Most assists, game:	6, 4/12/07 vs. NY Rangers
Most assists, home game:	6, 4/12/07 vs. NY Rangers
Most assists, road game:	4, 4/18/07 at NY Rangers
Most assists, one period:	2 (5x), last - 4/18/07 at NY Rangers (2nd Per.)
Most assists, first period:	2 (2x), last - 4/18/07 at NY Rangers
Most assists, second period:	2 (2x), last - 4/18/07 at NY Rangers
Most assists, third period:	2, 4/12/07 vs. NY Rangers
Most assists allowed, season:	31, 2007
Most assists allowed, series:	31, 2007 CQF vs. NY Rangers
Most assists allowed, game:	6, 4/12/07 vs. NY Rangers
Most assists allowed, home game:	6, 4/12/07 vs. NY Rangers
Most assists allowed, road game:	4, 4/18/07 at NY Rangers
Most assists allowed, one period:	2 (5x), last - 4/18/07 at NY Rangers (2nd Per.)

Most assists, series, both teams:	42, 2007 CQF vs. NY Rangers
Most assists, game, both teams:	14 (2x), last - 4/17/07 at NY Rangers
Most assists, home game, both teams:	14, 4/12/07 vs. NY Rangers
Most assists, road game both teams:	14, 4/17/07 at NY Rangers
Most assists, one period both teams:	6 (3x), last - 4/17/07 at NY Rangers (1st Per.)

Shots

Most shots, season:	99, 2007
Most shot, series:	99, 2007 CQF vs. NY Rangers
Most shots, game:	28, 4/14/07 vs. NY Rangers
Most shots, home game:	28, 4/14/07 vs. NY Rangers
Most shots, road game:	26, 4/18/07 at NY Rangers
Most shots, one period:	12, 4/14/07 vs. NY Rangers (3rd Per.)
Most shots, first period:	10, 4/18/07 at NY Rangers

Shots (cont.)	
Most shots, second period:	11, 4/17/07 at NY Rangers
Most shots, third period:	12, 4/14/07 vs. NY Rangers
Most shots, overtime:	-
Most shots allowed, season:	143, 2007
Most shots allowed, series:	143, 2007 CQF vs. NY Rangers
Most shots allowed, game:	39, 4/14/07 vs. NY Rangers
Most shots allowed, home game:	39, 4/14/07 vs. NY Rangers
Most shots allowed, road game:	35, 4/17/07 at NY Rangers
Most shots allowed, one period:	17, 4/12/07 vs. NY Rangers (2nd Per.)
Most shots allowed, first period:	13 (2x), last - 4/17/07 at NY Rangers
Most shots allowed, second period:	17, 4/12/07 vs. NY Rangers
Most shots allowed, third period:	15, 4/14/07 vs. NY Rangers
Most shots allowed, overtime:	-
Most shots, series, both teams:	242, 2007 CQF vs. NY Rangers
Most shots, game, both teams:	67, 4/14/07 vs. NY Rangers (39, ATL 28, NYR 39)
Most shots, home game, both teams:	67, 4/14/07 vs. NY Rangers (ATL 28, NYR 39)
Most shots, road game, both teams:	57, 4/18/07 at NY Rangers (ATL 26, NYR 31)
Most shots, one period, both teams:	27 (2x), last - 4/14/07 vs. NY Rangers (ATL 12, NYR 15, 3rd Per.)
Most shots, first period, both teams:	21, 4/12/07 vs. NY Rangers (ATL 8, NYR 13)
Most shots, second period, both teams:	27, 4/12/07 vs. NY Rangers (ATL 10, NYR 17)
Most shots, third period, both teams:	27, 4/14/07 vs. NY Rangers (ATL 12, NYR 15)
Most shots, overtime, both teams:	-
Largest margin outshooting opponent, game:	-
Largest margin outshooting opponent, home game:	-
Largest margin outshooting opponent, road game:	-
Largest margin outshooting opponent, one period:	2, 4/18/07 at NY Rangers (ATL 10, NYR 8, 3rd Per.)
Largest margin outshot by opponent, game:	14 (2x), last - 4/17/07 at NY Rangers (ATL 21, NYR 35)
Largest margin outshot by opponent, home game:	14, 4/12/07 vs. NY Rangers (ATL 24, NYR 38)
Largest margin outshot by opponent, road game:	14, 4/17/07 at NY Rangers (ATL 21, NYR 35)
Largest margin outshot by opponent, one period:	7, 4/12/07 vs. NY Rangers (ATL 10, NYR 17, 2nd Per.)
Fewest shots, season:	99, 2007
Fewest shots, series:	99, 2007 CQF vs. NY Rangers
Fewest shots, game:	21, 4/17/07 at NY Rangers
Fewest shots, one period:	3, 4/17/07 at NY Rangers (3rd Per.)
Fewest shots, first period:	7, 4/17/07 at NY Rangers
Fewest shots, second period:	8, 4/14/07 vs. NY Rangers
Fewest shots, third period:	3, 4/17/07 at NY Rangers
Fewest shots allowed, season:	143, 2007
Fewest shots allowed, series:	143, 2007 CQF vs. NY Rangers
Fewest shots allowed, game:	31, 4/18/07 at NY Rangers
Fewest shots allowed, one period:	8 (2x), last - 4/18/07 at NY Rangers (1st Per.)
Fewest shots allowed, first period:	8, 4/18/07 at NY Rangers
Fewest shots allowed, second period:	11, 4/18/07 at NY Rangers
Fewest shots allowed, third period:	8, 4/12/07 vs. NY Rangers
Fewest shots, series, both teams:	
Fewest shots, game, both teams:	56, 4/17/07 at NY Rangers (ATL 21, NYR 35)
Fewest shots, one period, both teams:	12, 4/17/07 at NY Rangers (ATL 3, NYR 9, 3rd Per.)
Fewest shots, first period, both teams:	18 (2x), last - 4/18/07 at NY Rangers (ATL 10, NYR 8)
Fewest shots, second period, both teams:	21, 4/18/07 at NY Rangers (ATL 10, NYR 11)
Fewest shots, third period, both teams:	12, 4/17/07 at NY Rangers (ATL 3, NYR 9)

Penalties	
Most penalties, season:	36, 2007
Most penalties, series:	36, 2007 CQF vs. NY Rangers
Most penalties, game:	18, 4/17/07 at NY Rangers
Most penalties, period:	11, 4/17/07 at NY Rangers (3rd Per.)
Most penalties, series, opponent:	25, 2007 CQF vs. NY Rangers
Most penalties, game, opponent:	12, 4/17/07 at NY Rangers
Most penalties, period, opponent:	6, 4/17/07 at NY Rangers (3rd Per.)
Most penalties, series, both teams:	61, 2007 CQF vs. NY Rangers
Most penalties, game, both teams:	30, 4/17/07 at NY Rangers
Most penalties, period, both teams:	17, 4/17/07 at NY Rangers (ATL 11, NYR 6, 3rd Per.)
Most penalty minutes, season:	115, 2007
Most penalty minutes, series:	115, 2007 CQF vs. NY Rangers
Most penalty minutes, game:	79, 4/17/07 at NY Rangers
Most penalty minutes, period:	57, 4/17/07 at NY Rangers (3rd Per.)
Most penalty minutes, series, opponent:	77, 2007 CQF vs. NY Rangers
Most penalty minutes, game, opponent:	51, 4/17/07 at NY Rangers
Most penalty minutes, period, opponent:	31, 4/17/07 at NY Rangers (3rd Per.)
Most penalty minutes, series, both teams:	192, 2007 CQF vs. NY Rangers
Most penalty minutes, game, both teams:	130, 4/17/07 at NY Rangers
Most penalty minutes, period, both teams:	88, 4/17/07 at NY Rangers (3rd Per.)

INDIVIDUAL RECORDS

Goals	
Most goals, career:	1, six players
Most goals, one season:	1, six players in 2007
Most goals, one series:	1, six players in 2007 CQF vs. NY Rangers
Most goals, one game:	1 (6x), last - Greg de Vries on 4/18/07 at NY Rangers
Most goals, one period:	1 (6x), last - Greg de Vries on 4/18/07 at NY Rangers (2nd Per.)
Power Play Goals	
Most power play goals, career:	1, Eric Belanger
Most power play goals, one season:	1, Eric Belanger in 2007
Most power play goals, one series:	1, Eric Belanger in 2007 CQF vs. NY Rangers
Most power play goals, one game:	1, Eric Belanger on 4/12/07 vs. NY Rangers
Most power play goals, one period:	-
Shorthanded Goals	
Most shorthanded goals, career:	-
Most shorthanded goals, one season:	-
Most shorthanded goals, one series:	-
Most shorthanded goals, one game:	-
Most shorthanded goals, one period:	-
Assists	
Most assists, career:	2, four players
Most assists, one season:	2, four players in 2007
Most assists, one series:	2, four players in 2007 CQF vs. NY Rangers
Most assists, one game:	2, Brad Larsen on 4/12/07 vs. NY Rangers
Most assists, one period:	1 (11x), last - Marian Hossa on 4/18/07 at NY Rangers (2nd Per.)
Points	
Most points, career:	3, Pascal Dupuis (16, 2A), Keith Tkachuk (16, 2A)
Most points, one season:	3, Pascal Dupuis (16, 2A), Keith Tkachuk (16, 2A) in 2007
Most points, one series:	3, Pascal Dupuis (16, 2A), Keith Tkachuk (16, 2A) in 2007 CQF vs. NYR
Most points, one game:	2 (2x), last - Pascal Dupuis, 4/12/07 vs. NY Rangers (16, 1A)
Most points, one period:	1 (16x), last - 4/18/07 at NY Rangers (2nd Per.)

JETS TEAM HISTORY

PLAYOFF HISTORY

Shots	
Most shots, career:	12, Bobby Holik, Ilya Kovalchuk
Most shots, one season:	12, Ilya Kovalchuk, Bobby Holik in 2007
Most shots, one series:	12, Ilya Kovalchuk, Bobby Holik in 2007
Most shots, one game:	4 (4x), last - Ilya Kovalchuk on 4/18/07 at NY Rangers
Most shots, one period:	3 (2x), last - Ilya Kovalchuk on 4/18/07 at NY Rangers (3rd Per.)

Penalty Minutes	
Most penalty minutes, career:	24, Eric Boulton
Most penalty minutes, one season:	24, Eric Boulton in 2007
Most penalty minutes, one series:	24, Eric Boulton in 2007 CQF vs. NY Rangers
Most penalty minutes, game:	22, Eric Boulton on 4/17/07 at NY Rangers
Most penalty minutes, one period:	17, Ilya Kovalchuk on 4/17/07 at NY Rangers (2nd Per.)

GOALTENDER RECORDS

Games Played	
Most games played, career:	2, Kari Lehtonen, Johan Hedberg
Most games played, one season:	2, Kari Lehtonen, Johan Hedberg in 2007
Most games, one series:	2, Kari Lehtonen, Johan Hedberg in 2007 CQF vs. NY Rangers

Wins	
Most wins, career:	-
Most wins, one season:	-
Most wins, one series:	-

Minutes	
Most minutes, career:	118, Kari Lehtonen
Most minutes, one season:	118, Kari Lehtonen in 2007
Most minutes, one series:	118, Kari Lehtonen in 2007 CQF vs. NY Rangers

Shutouts	
Most shutouts, career:	-
Most shutouts, season:	-
Most shutouts, series:	-
Longest shutout streak:	-

Saves/Saves/Goals Against	
Most shots against, career:	73, Kari Lehtonen
Most shots against, season:	73, Kari Lehtonen in 2007
Most shots against, series:	73, Kari Lehtonen in 2007 CQF vs. NY Rangers
Most shots against, game:	39, Johan Hedberg on 4/14/07 vs. NY Rangers
Most shots against, period:	17, Kari Lehtonen on 4/12/07 vs. NY Rangers (2nd Per.)

Most saves, career:	64, Johan Hedberg
Most saves, season:	64, Johan Hedberg in 2007
Most saves, series:	64, Johan Hedberg in 2007 CQF vs. NY Rangers
Most saves, game:	37, Johan Hedberg on 4/14/07 vs. NY Rangers
Most saves, period:	15, Kari Lehtonen on 4/12/07 vs. NY Rangers (2nd Per.)

Most goals against, career:	11, Kari Lehtonen
Most goals against, season:	11, Kari Lehtonen in 2007
Most goals against, series:	11, Kari Lehtonen in 2007 CQF vs. NY Rangers

Highest save percentage, career:	.928, Johan Hedberg
Highest save percentage, season:	.928, Johan Hedberg in 2007
High save percentage, series:	.928, Johan Hedberg in 2007 CQF vs. NY Rangers

Lowest goals-against average, career:	2.56, Johan Hedberg
Lowest goals-against average, season:	2.56, Johan Hedberg in 2007
Lowest goals-against average, series:	2.56, Johan Hedberg in 2007 CQF vs. NY Rangers

JETS TEAM HISTORY

ALL-TIME PLAYER REGISTER

PLAYER	POS.	NO.	SEASON(S)	REGULAR SEASON					PLAYOFFS				
				GP	G	A	PTS	PIM	GP	G	A	PTS	PIM
Abid, Ramzi	LW	24	2005-06	6	0	2	2	6	-	-	-	-	-
Signed as a free agent on Aug. 8, 2005. Became a free agent on July 1, 2006.													
Adams, Bryan	LW	26	1999-00 to 2001-02	11	0	1	1	2	-	-	-	-	-
Signed as a free agent on July 1, 1999. Became a free agent on July 1, 2002.													
Afinogenov, Maxim	RW	61	2009-10	82	24	37	61	46	-	-	-	-	-
Signed as a free agent on September 17, 2009. Became a free agent on July 1, 2010.													
Antropov, Nik	C	80	2009-10 to 2012-13	261	61	100	161	144	-	-	-	-	-
Signed as an unrestricted free agent on July 2, 2009.													
Armstrong, Colby	RW	19, 20	2007-08 to 2009-10	179	41	39	80	142	-	-	-	-	-
Acquired with Eric Christensen, the rights to Angelo Esposito and a first-round selection (Daultan Leveille) in the 2008 NHL Entry Draft from Pittsburgh for Marian Hossa and Pascal Dupuis on Feb. 26, 2008. Became a free agent on July 1, 2010													
Artyukhin, Evgeny	LW	76	2009-10	17	5	2	7	31	-	-	-	-	-
Acquired from Anaheim for Nathan Ostryck on March 1, 2010.													
Aubin, Serge	LW	10	2003-04 to 2005-06	140	17	32	49	152	-	-	-	-	-
Claimed from Colorado in NHL Waiver Draft on Oct. 3, 2003. Became a free agent on July 1, 2006.													
Audette, Donald	RW	28	1999-00 to 2000-01	78	39	43	82	76	-	-	-	-	-
Acquired from Los Angeles with Frantisek Kaberle for Kelly Buchberger and Nelson Emerson on Mar. 13, 2000. Traded to Buffalo for Kamil Piro and a fourth-round draft selection (later traded to St. Louis, St. Louis selected Igor Valeyev) in the 2001 NHL Entry Draft on Mar. 13, 2001.													
Barney, Scott	RW	47	2005-06	3	0	0	0	0	-	-	-	-	-
Signed as a free agent on Aug. 8, 2005. Became a free agent on July 1, 2006.													
Bartecko, Lubos	LW	18, 23	2001-02 to 2002-03	108	20	23	43	38	-	-	-	-	-
Acquired from St. Louis for a fourth-round selection (Igor Valeyev) in the 2001 NHL Entry Draft on June 24, 2001. Became a free agent on July 1, 2003.													
Belanger, Eric	C	22	2006-07	24	9	6	15	12	4	1	0	1	12
Acquired from Nashville for Vitaly Vishnevski on Feb 10, 2007. Became a free agent on July 1, 2007.													
Bergfors, Niclas	LW	18	2009-10 to 2010-11	79	19	27	46	6	-	-	-	-	-
Acquired from New Jersey with Johnny Oduya and Patrice Cormier and a First- and Second-Round Selection in the 2010 NHL Draft (both picks were later traded to the Chicago Blackhawks for forwards Dustin Byfuglien, Ben Eager, Akim Aliu and defenseman Brent Sopel) from New Jersey in exchange for LW Ilya Kovalchuk, D Anssi Salmela and Second-Round Selection in the 2010 NHL Entry Draft on February 4, 2010. Traded to Florida with Patrick Rissmiller for Radek Dvorak on Feb. 28, 2011.													
Bertrand, Eric	LW	22	1999-00	8	0	0	0	4	-	-	-	-	-
Acquired from New Jersey with Wes Mason for Sylvain Cloutier and Jeff Williams on Nov. 1, 1999. Traded to Philadelphia for Brian Wessenberg on Dec. 7, 1999.													
Blatney, Zdenek	LW	49	2003-04	20	3	0	3	6	-	-	-	-	-
Selected in the third round, 68th overall, in 1999 NHL Entry Draft. Became a free agent on July 1, 2004.													
Bogossian, Zach	D	4, 44	2008-09 to present	297	34	69	103	237	-	-	-	-	-
Selected in the first round, third overall, in the 2008 NHL Entry Draft.													
Bondra, Peter	RW	12	2005-06	60	21	18	39	40	-	-	-	-	-
Signed as a free agent on Sept. 18, 2005. Became a free agent on July 1, 2006.													
Boterill, Jason	LW	20, 18	1999-00	25	1	4	5	17	-	-	-	-	-
Acquired from Dallas for Jamie Pushor on July 15, 1999. Traded to Calgary with Darryl Shannon for Hnat Domenichelli and Dmitri Vlasenkov on Feb. 11, 2000.													
Boulton, Eric	LW	36	2005-06 to 2010-11	377	22	34	56	639	4	0	0	0	24
Signed as a free agent on Aug. 8, 2005. Became a free agent on July 1, 2011.													
Brennan, Kip	LW	39	2003-04	5	0	0	0	17	-	-	-	-	-
Acquired from Los Angeles for Jeff Cowan on Mar. 9, 2004. Traded to Anaheim for Mark Popovic on Aug. 25, 2005.													
Brunette, Andrew	LW	15	1999-00	158	38	71	109	56	-	-	-	-	-
Acquired from Nashville for a fifth-round selection (Matt Hendricks) in the 2000 NHL Entry Draft on June 21, 1999. Became a free agent on July 1, 2001.													
Buchberger, Kelly	LW	16	1999-00	68	5	12	17	139	-	-	-	-	-
Selected from Edmonton in Expansion Draft on June 25, 1999. Traded to Los Angeles with Nelson Emerson for Donald Audette and Frantisek Kaberle on Mar. 13, 2000.													
Burmistrov, Alexander	C	8	2010-11 to 2012-13	194	23	35	58	69	-	-	-	-	-
Selected in first round, eighth overall, in 2010 NHL Entry Draft.													
Burt, Adam	D	7	2000-01	27	0	2	2	27	-	-	-	-	-
Signed as a free agent on July 14, 2000. Retired following 2001-02 season.													
Butsayev, Yuri	RW	10	2001-02	24	4	0	4	12	-	-	-	-	-
Acquired from Detroit with a third-round selection (later traded to Columbus, Columbus selected Jeff Genov) in the 2002 NHL Entry Draft for Jiri Slegr on Mar. 19, 2002. Became a free agent on July 1, 2003.													
Buzek, Petr	D	2	1999-00 to 2001-02	77	5	14	19	62	-	-	-	-	-
Selected from Dallas in Expansion Draft on June 25, 1999. Traded to Calgary with a sixth-round selection (Adam Pardy) in the 2004 NHL Entry Draft for Jeff Cowan and Kurtis Foster on Dec. 18, 2001.													
Byfuglien, Dustin	D	33	2010-11 to Current	190	40	94	134	199	-	-	-	-	-
Acquired from Chicago with Akim Aliu, Ben Eager, and Brent Sopel for Jeremy Morin, Joey Crabb, Marty Reasoner and a first-round pick (Kevin Hayes) and second-round pick (Justin Holl) in the 2010 NHL Entry Draft.													
Chellos, Chris	D	24	2009-10	7	0	0	0	0	-	-	-	-	-
Signed as an unrestricted free agent on Mar. 2, 2010. Became a free agent on July 1, 2010.													
Christensen, Erik	C	9	2007-08 to 2008-09	57	7	16	23	16	-	-	-	-	-
Acquired with Colby Armstrong, the rights to Angelo Esposito and a first-round selection (Daultan Leveille) in the 2008 NHL Entry Draft from Pittsburgh for Marian Hossa and Pascal Dupuis on Feb. 26, 2008. Traded to Anaheim for the rights to Eric O'Dell on March 4, 2009.													
Clark, Brett	D	23	1999-00 to 2001-02	44	1	3	4	18	-	-	-	-	-
Selected from Montreal in Expansion Draft on June 25, 1999. Traded to Colorado for Frederic Cassivi on Jan. 24, 2002.													
Clitsome, Grant	D	24	2011-12 to Current	56	4	15	19	26	-	-	-	-	-
Claimed off waivers from Columbus on Feb. 27, 2012.													

JETS TEAM HISTORY

ALL-TIME PLAYER REGISTER

PLAYER	POS.	NO.	SEASON(S)	REGULAR SEASON					PLAYOFFS				
				GP	G	A	PTS	PIM	GP	G	A	PTS	PIM
Coburn, Braydon	D	38	2005-06 to 2006-07	38	0	5	5	34	-	-	-	-	-
Selected in first round, eighth overall, in 2003 NHL Entry Draft. Traded to Philadelphia for Alexei Zhitnik on Feb. 24, 2007.													
Corkum, Bob	C	27	2001-02	65	3	4	7	16	-	-	-	-	-
Signed as an unrestricted free agent on July 16, 2001. Traded to Buffalo for a fifth-round selection (Paul Flache) in the 2002 NHL Entry Draft on Mar. 19, 2002.													
Cormier, Patrice	C	45, 28	2010-11 to Current	40	1	1	2	11	-	-	-	-	-
Acquired from New Jersey with Niclas Bergfors and Johnny Oduya and a First- and Second-Round Selection in the 2010 NHL Draft (both picks were later traded to the Chicago Blackhawks for forwards Dustin Byfuglien, Ben Eager, Akim Aliu and defenseman Brent Sopol) from New Jersey in exchange for LW Ilya Kovalchuk, D Anssi Salmela and Second-Round Selection in the 2010 NHL Entry Draft on February 4, 2010.													
Corso, Daniel	C	41	2003-04	7	0	1	1	0	-	-	-	-	-
Acquired from Ottawa for Brad Tapper on Jan. 6, 2004. Became a free agent on July 1, 2004.													
Cowan, Jeff	LW	16	2001-02 to 2003-04	162	16	21	37	233	-	-	-	-	-
Acquired from Calgary with Kurtis Foster for Petr Buzek and a sixth-round selection (Adam Pardy) in the 2004 NHL Entry Draft on Dec. 18, 2001. Traded to Los Angeles for Kip Brennan on Mar. 9, 2004.													
Crabb, Joey	RW	42	2008-09 to 2009-10	29	4	5	9	28	-	-	-	-	-
Signed as an unrestricted free agent on Aug. 31, 2006. Traded to the Chicago Blackhawks with Marty Reasoner and Jeremy Morin and a first and second round pick in exchange for Dustin Byfuglien, Ben Eager, Brent Sopol and Akim Aliu.													
Dawes, Nigel	RW	26	2010-11 to current	23	7	10	17	14	-	-	-	-	-
Signed as an unrestricted free agent on Sept. 13, 2010. Traded to Montreal with Brent Sopol for Ben Maxwell and a fourth-round pick (traded back to Montreal, Montreal selected Oliver Archambault) in the 2011 NHL Entry Draft on Feb. 24, 2011.													
Dean, Kevin	D	28	1999-00	23	1	0	1	14	-	-	-	-	-
Selected from New Jersey in Expansion Draft on June 25, 1999. Traded to Dallas for a ninth-round selection (Mark McRae) in the 2000 NHL Entry Draft on Dec. 15, 1999.													
De Vries, Greg	D	7	2005-06 to 2006-07	164	10	49	59	142	4	1	0	1	4
Acquired from Ottawa with Marian Hossa for Dany Heatley on Aug. 23, 2005. Became a free agent on July 1, 2007.													
DiPenta, Joe	D	50	2002-03	3	1	1	2	0	-	-	-	-	-
Acquired from Philadelphia for Jarrod Skalde on Mar. 4, 2002. Became a free agent on July 1, 2003.													
Doell, Kevin	C	45	2007-08	8	0	1	1	4	-	-	-	-	-
Signed as a free agent on June 30, 2004. Became a free agent on July 1, 2008.													
Domenichelli, Hnat	LW	9	1999-00 to 2001-02	130	29	32	61	56	-	-	-	-	-
Acquired from Calgary with Dmitri Vlasenkov for Darryl Shannon and Jason Botterill on Feb. 11, 2000. Traded to Minnesota for Andy Sutton on Jan. 22, 2002.													
Donovan, Shean	RW	12, 22	1999-00 to 2001-02	144	22	24	46	105	-	-	-	-	-
Acquired from Colorado for Rick Tabaracci on Dec. 8, 1999. Claimed on waivers by Pittsburgh on Mar. 15, 2002.													
Dupuis, Pascal	RW	9	2006-07 to 2007-08	79	13	7	20	28	4	1	2	3	4
Acquired from NY Rangers with a third-round selection (later traded to Pittsburgh, Pittsburgh selected Robert Bortuzzo) in the 2007 Entry Draft for Alex Bourret. Traded to Pittsburgh with Marian Hossa for Colby Armstrong, Erik Christensen, the rights to Angelo Esposito and a first-round selection (Daultan Leveille) in the 2008 NHL Entry Draft on Feb. 26, 2008.													
Dvorak, Radek	RW	20	2010-11	13	0	1	1	4	-	-	-	-	-
Acquired from Florida for Niclas Bergfors and Patrick Rissmiller on Feb. 28, 2011. Became a free agent on July 1, 2011.													
Eager, Ben	LW	21	2010-11	34	3	7	10	77	-	-	-	-	-
Acquired from Chicago with Dustin Byfuglien, Akim Aliu, and Brent Sopol for Jeremy Morin, Joey Crabb, Marty Reasoner and a first-round pick (Kevin Hayes) and second-round pick (Justin Holl) in the 2010 NHL Entry Draft. Traded to San Jose for a fifth-round draft selection (Austen Brassard) in the 2011 NHL Entry Draft on Jan. 18, 2011.													
Emerson, Nelson	RW	19	1999-00	58	14	19	33	47	-	-	-	-	-
Signed as an unrestricted free agent on Aug. 3, 1999. Traded to Los Angeles with Kelly Buchberger for Donald Audette and Frantisek Kaberle on Mar. 13, 2000.													
Enstrom, Toby	D	39	2007-08 to Current	402	36	183	219	224	-	-	-	-	-
Selected in the eighth round, 239th overall, in the 2003 NHL Entry Draft.													
Exelby, Garnet	D	2	2002-03 to 2008-09	357	6	40	46	511	4	0	0	0	6
Selected in the eighth round, 217th overall, in the 1999 NHL Entry Draft. Traded to Toronto with Colin Stuart for Pavel Kubina and Tim Stapleton on July 1, 2009.													
Farkas, Jeff	RW	28	2002-03	3	0	0	0	0	-	-	-	-	-
Acquired from Vancouver for Chris Herperger and Chris Nielsen on Jan. 20, 2003. Retired following the 2002-03 season.													
Fata, Rico	C	14	2005-06	6	0	1	1	4	-	-	-	-	-
Claimed on waivers from Pittsburgh on Jan. 31, 2006. Claimed on waivers by Washington on March 9, 2006.													
Fehr, Eric	RW	17	2011-12	35	2	1	3	12	-	-	-	-	-
Acquired from Washington for Danick Paquette and a fourth-round selection (Thomas DiPauli) in the 2012 NHL Entry Draft on July 8, 2011.													
Ferraro, Ray	C	21	1999-00 to 2001-02	223	56	91	147	245	-	-	-	-	-
Signed as an unrestricted free agent on Aug. 9, 1999. Traded to St. Louis for a fifth-round selection (later traded to Florida, Florida selected Vince Bellissimo) in the 2002 NHL Entry Draft on Mar. 18, 2002.													
Festerling, Brett	D	53	2011-12	5	0	0	0	2	-	-	-	-	-
Signed as an unrestricted free agent on Aug. 9, 1999.													
Flood, Mark	D	36	2011-12	33	3	4	7	10	-	-	-	-	-
Signed as an unrestricted free agent on July 3, 2011.													
Foster, Kurtis	D	47	2002-03 to 2003-04	5	0	1	1	0	-	-	-	-	-
Acquired from Calgary with Jeff Cowan for Petr Buzek and a sixth-round selection (Jeff Pardy) in the 2004 NHL Entry Draft on Dec. 18, 2001. Traded to Anaheim for Niclas Havelid on June 26, 2004.													
Gagnon, Aaron	C	21	2011-12 to 2012-13	17	3	0	3	2	-	-	-	-	-
Signed as an unrestricted free agent on July 4, 2011.													
Galanov, Maxim	D	33	1999-00	40	4	3	7	20	-	-	-	-	-
Selected from Pittsburgh in Expansion Draft on June 25, 1999. Became a free agent on July 1, 2000.													
Gamache, Simon	LW	41	2002-03 to 2003-04	4	0	1	1	2	-	-	-	-	-
Selected in ninth round, 290th overall, in the 2000 NHL Entry Draft. Traded to Nashville with Kirill Safronov for Tomas Kloucek and Ben Simon on Dec. 2, 2003.													

JETS TEAM HISTORY

ALL-TIME PLAYER REGISTER

PLAYER	POS.	NO.	SEASON(S)	REGULAR SEASON					PLAYOFFS				
				GP	G	A	PTS	PIM	GP	G	A	PTS	PIM
Garpenlov, Johan	LW	29	1999-00	73	2	14	16	31	-	-	-	-	-
Selected from Florida in Expansion Draft on June 25, 1999. Became a free agent on July 1, 2000.													
Glass, Tanner	LW	15	2011-12	78	5	11	16	73	-	-	-	-	-
Signed as an unrestricted free agent on July 1, 2011.													
Grand-Pierre, J-Luc	D	39	2003-04	27	2	2	4	26	-	-	-	-	-
Acquired from Columbus for future considerations on Dec. 31, 2003. Claimed on waivers by Washington on Mar. 9, 2004.													
Guolla, Steve	C	12	1999-00 to 2000-01	83	16	25	41	27	-	-	-	-	-
Claimed on waivers from Tampa Bay on Mar. 1, 2000. Became a free agent on July 1, 2001.													
Hainsey, Ron	D	6	2008-09 to Current	346	14	93	107	128	-	-	-	-	-
Signed as an unrestricted free agent on July 2, 2008.													
Hamel, Denis	LW	12	2006-07	3	1	0	1	0	-	-	-	-	-
Claimed on waivers from Ottawa on Feb. 10, 2007. Claimed on waivers by Philadelphia on Feb. 27, 2007.													
Harlock, David	D	6	1999-00 to 2001-02	128	0	8	8	116	-	-	-	-	-
Selected from the NY Islanders in Expansion Draft on June 25, 1999. Traded to Philadelphia with a third-round selection (Tyler Redenbach) and a seventh-round selection (Joe Pavelski) in the 2002 NHL Entry Draft for Francis Lessard on Mar. 15, 2002.													
Hartigan, Mark	C	9, 3	2002-03	23	5	2	7	8	-	-	-	-	-
Signed as an unrestricted free agent on March 27, 2002. Had his contract bought out following 2002-03 season.													
Havelid, Niclas	D	28	2005-06 to 2008-09	303	10	72	82	184	4	0	2	2	0
Acquired from Anaheim for Kurtis Foster on June 26, 2004. Traded to New Jersey with Myles Stoesz for Anssi Salmela on March 2, 2009.													
Haydar, Darren	RW	38	2006-07 to 2007-08	20	1	7	8	2	-	-	-	-	-
Signed as an unrestricted free agent on July 4, 2006. Became a free agent on July 1, 2008.													
Heatley, Dany	RW	15	2001-02 to 2003-04	190	80	101	181	132	-	-	-	-	-
Selected in first round, second overall, in the 2000 NHL Entry Draft. Traded to Ottawa for Greg de Vries and Marian Hossa on Aug. 23, 2005.													
Heins, Shawn	D	6	2003-04	17	0	4	4	16	-	-	-	-	-
Signed as an unrestricted free agent on Sept. 10, 2003. Claimed on waivers by the NY Rangers on Sept. 30, 2003.													
Claimed from the NY Rangers in NHL Waiver Draft on Oct. 3, 2003. Became a free agent on July 1, 2004.													
Herperger, Chris	LW	7	2002-03	27	4	1	5	7	-	-	-	-	-
Signed as a free agent on July 31, 2002. Traded to Vancouver with Chris Nielsen for Jeff Farkas on Jan. 20, 2003.													
Hnidy, Shane	D	34	2005-06 to 2006-07	138	5	10	15	99	4	1	0	1	0
Acquired from Nashville for a fourth-round selection (Niko Smellman) in the 2006 NHL Entry Draft on July 30, 2005. Became a free agent on July 1, 2007.													
Holik, Bobby	C	16	2005-06 to 2007-08	228	41	55	96	255	4	0	1	1	0
Signed as a free agent on Aug. 2, 2005. Became a free agent on July 1, 2008.													
Hossa, Marian	RW	18	2005-06 to 2007-08	222	108	140	248	172	4	0	1	1	6
Acquired with Greg de Vries from Ottawa for Dany Heatley on Aug. 23, 2005. Traded to Pittsburgh with Pascal Dupuis for Colby Armstrong, Erik Christensen, the rights to Angelo Esposito and a first-round selection (Daulton Leveille) in the 2008 NHL Entry Draft on Feb. 26, 2008.													
Hordichuk, Darcy	LW	10, 29	2000-01 to 2001-02	44	1	1	2	165	-	-	-	-	-
Selected in the 6th round, 180th overall, in the 2000 NHL Entry Draft. Traded to Phoenix with a fourth-round selection (Lance Morych) and a fifth-round selection (John Zeiler) in the 2002 NHL Entry Draft for Kirill Sazonov, Ruslan Zainullin and a fourth-round selection (Pat Dwyer) in the 2002 NHL Entry Draft on Mar. 19, 2002.													
Hrkac, Tony	C	12	2001-02 to 2002-03	160	27	43	70	26	-	-	-	-	-
Signed as an unrestricted free agent on July 16, 2001. Became a free agent on July 1, 2003.													
Jaffray, Jason	LW	41	2011-12	13	0	1	1	7	-	-	-	-	-
Signed as an unrestricted free agent on July 18, 2011.													
Johnson, Matt	LW	17	1999-00	64	2	5	7	144	-	-	-	-	-
Selected from Los Angeles in Expansion Draft on June 25, 1999. Traded to Minnesota for a third-round selection (later traded to Pittsburgh then to Dallas, Dallas selected Yared Hago) in the 2001 NHL Entry Draft on Sept. 29, 2001													
Jokinen, Olli	C	12	2012-13	45	7	7	14	14	-	-	-	-	-
Signed as an unrestricted free agent on July 1, 2012.													
Jones, Randy	D	12	2011-12	39	1	1	2	8	-	-	-	-	-
Signed as an unrestricted free agent on July 2, 2011.													
Joseph, Chris	D	3	2000-01	19	0	3	3	20	-	-	-	-	-
Claimed on waivers from Phoenix. Became a free agent on July 1, 2001.													
Kaberle, Frantisek	D	8	1999-00 to 2003-04	272	20	82	102	110	-	-	-	-	-
Acquired from Los Angeles with Donald Audette for Kelly Buchberger and Nelson Emerson on Mar. 13, 2000. Became a free agent on July 1, 2004.													
Kallio, Tomi	RW	14	2000-01 to 2002-03	121	22	29	51	38	-	-	-	-	-
Selected from Colorado in the Expansion Draft on June 25, 1999. Traded to Columbus with Pauli Leivo for Chris Nielsen and Petteri Nummelin on Dec. 2, 2002													
Kane, Evander	LW	9	2009-10 to Current	261	80	79	159	263	-	-	-	-	-
Selected in the first round, fourth overall, in the 2009 NHL Entry Draft.													
Kapanen, Niko	C	39	2006-07	60	4	9	13	20	-	-	-	-	-
Acquired from Dallas with a seventh-round selection (Will O'Neill) in the 2006 NHL Entry Draft for Patrik Stefan and Jaroslav Modry on June 24, 2006. Claimed on waivers by Phoenix on Feb. 27, 2007.													
Karlsson, Andreas	C	24	1999-00 to 2001-02	154	11	27	38	50	-	-	-	-	-
Acquired from Calgary for future considerations on June 25, 1999. Became a free agent on July 1, 2002.													
Kinnear, Geordie	D	28	1999-00	4	0	0	0	13	-	-	-	-	-
Signed as an unrestricted free agent on Aug. 12, 1999. Traded to New Jersey for future considerations on Nov. 6, 2000.													
Klee, Ken	D	22	2007-08	72	1	9	10	60	-	-	-	-	-
Signed as an unrestricted free agent on July 2, 2007. Traded to Anaheim with Brad Larsen and Chad Painchaud for Mathieu Schneider on Sept. 26, 2008													
Klingberg, Carl	D	48	2010-11 to Current	7	0	0	0	4	-	-	-	-	-
Selected in the second round, 34th overall, in the 2009 NHL Entry Draft.													

JETS TEAM HISTORY

ALL-TIME PLAYER REGISTER

PLAYER	POS.	NO.	SEASON(S)	REGULAR SEASON					GP	PLAYOFFS				
				GP	G	A	PTS	PIM		GP	G	A	PTS	PIM
Kloucek, Tomas	D	5	2003-04 to 2005-06	38	0	0	0	27	-	-	-	-	-	-
Acquired from Nashville with Ben Simon for Simon Gamache and Kirill Safronov on Dec. 2, 2003. Became a free agent on July 1, 2006.														
Kohn, Ladislav	LW	17	2000-01	26	3	4	7	44	-	-	-	-	-	-
Acquired from Anaheim for Sergei Vyshedkevich and Scott Langkow on Feb. 9, 2001. Became a free agent on July 1, 2001.														
Kovalchuk, Ilya	LW	17	2001-02 to 2009-10	594	328	287	615	429	4	1	1	2	19	
Selected in the first round, first overall, in the 2001 NHL Entry Draft. Traded to New Jersey with Anssi Salmela on February 4, 2010 in exchange for Johnny Oduya, Patrice Cormier and Nicolas Bergfors and a First- and Second-Round Selection in the 2010 NHL Draft (both picks were later traded to the Chicago Blackhawks for forwards Dustin Byfuglien, Ben Eager, Akim Aliu and defenseman Brent Sopen).														
Kozlov, Vyacheslav	LW	13	2002-03 to 2009-10	537	145	271	416	312	4	0	0	0	6	
Acquired from Buffalo with a second-round selection (later traded to Columbus, Columbus selected Joakim Lindström) in the 2002 NHL Entry Draft for a second-round selection (Jeff Deslauriers) and a third-round selection (John Adams) in the 2002 NHL Entry Draft on June 22, 2002. Became a free agent on July 1, 2010.														
Krog, Jason	C	10	2006-07, 2009-10	14	1	2	3	10	-	-	-	-	-	-
Signed as a free agent on July 4, 2006. Became a free agent on July 1, 2008. Signed as an unrestricted free agent on July 6, 2009.														
Krupp, Uwe	D	44	2002-03	4	0	0	0	10	-	-	-	-	-	-
Signed as an unrestricted free agent on July 19, 2002. Retired following the 2002-03 season.														
Kubina, Pavel	D	77	2009-10	76	6	32	38	66	-	-	-	-	-	-
Acquired from Toronto for Garnet Exelby and Colin Stuart on July 1, 2009. Became a free agent on July 1, 2010.														
Kulda, Arturs	D	44	2009-10 to 2011-12	15	0	2	2	8	-	-	-	-	-	-
Selected in the seventh round, 200th overall, in the 2003 NHL Entry Draft.														
Kunitz, Chris	LW	24	2005-06	2	0	0	0	2	-	-	-	-	-	-
Claimed on waivers from Anaheim on Oct. 4, 2005. Claimed on waivers by Anaheim on Oct. 18, 2005.														
Kwiatkowski, Joel	D	3	2007-08	18	0	5	5	20	-	-	-	-	-	-
Signed as an unrestricted free agent on Aug. 30, 2007. Became a free agent on July 1, 2008. Signed as a free agent on July 6, 2009.														
Ladd, Andrew	LW	16	2010-11 to Current	211	75	80	155	125	-	-	-	-	-	-
Acquired from Chicago for Ivan Vishnevskiy and a second-round selection (Adam Clendenig) in the 2011 NHL Entry Draft on July 1, 2010.														
Lambert, Denny	LW	10, 27	1999-00 to 2000-01	140	6	13	19	434	-	-	-	-	-	-
Acquired from Nashville for Randy Robitaille on Aug. 16, 1999. Traded to Anaheim for future considerations on July 2, 2001.														
Larsen, Brad	LW	29	2003-04 to 2007-08	202	15	17	32	74	4	0	2	2	0	
Claimed on waivers from Colorado on Feb. 25, 2004. Traded to Anaheim with Ken Klee and Chad Painchaud for Mathieu Schneider on Sept. 26, 2008.														
LaVallee, Jordan	LW	50	2007-08 to 2009-10	4	1	1	2	0	-	-	-	-	-	-
Selected in the fourth round, 113th overall, in the 2005 NHL Entry Draft. Traded to Columbus on October 8, 2009.														
Lehman, Scott	D	51	2008-09	1	0	0	0	0	-	-	-	-	-	-
Selected in the third round, 76th overall, in the 2004 NHL Entry Draft.														
Lessard, Francis	RW	20, 22	2001-02 to 2005-06	91	1	3	4	268	-	-	-	-	-	-
Acquired from Philadelphia for David Harlock and a second-round selection (Tyler Redenbach) and a seventh-round selection (Joe Pavelski) in the 2002 NHL Entry Draft on Mar. 15, 2002. Became a free agent on July 1, 2006.														
Lewis, Grant	C	38	2008-09	1	0	0	0	0	-	-	-	-	-	-
Selected in the second round, 40th overall, in the 2004 NHL Entry Draft. Traded for Ian McKenzie on September 1, 2010.														
Lindsay, Bill	LW	12	2003-04	24	0	0	0	25	-	-	-	-	-	-
Signed as an unrestricted free agent on Aug. 25, 2003.														
Little, Bryan	LW	10, 18	2007-08 to Current	404	99	128	227	125	-	-	-	-	-	-
Selected in the first round, 12th overall, in the 2006 NHL Entry Draft.														
MacArthur, Clarke	LW	41	2009-10	21	3	6	9	2	-	-	-	-	-	-
Acquired from Buffalo on March 3, 2010. Became a free agent on July 1, 2010.														
Machacek, Spencer	RW	46	2008-09 to 2011-12	25	2	7	9	7	-	-	-	-	-	-
Selected in the third round, 67th overall, in the 2007 NHL Entry Draft.														
MacKenzie, Derek	C	23, 21	2001-02 to 2006-07	28	0	2	2	20	-	-	-	-	-	-
Selected in fifth round, 128th overall, in the 1999 NHL Entry Draft. Became a free agent on July 1, 2007.														
MacLean, Brett	LW	25	2011-12	5	0	2	2	2	-	-	-	-	-	-
Claimed off waivers from Phoenix on Oct. 6, 2011. Claimed on waivers by Phoenix on Oct. 29, 2011.														
Majesky, Ivan	D	23	2003-04	63	3	7	10	76	-	-	-	-	-	-
Acquired from Florida for a second-round selection (Kamil Kreps) in the 2003 NHL Entry Draft on June 21, 2003. Became a free agent on July 1, 2004.														
Maxwell, Ben	C	49	2010-11 to 2011-12	27	2	6	8	11	-	-	-	-	-	-
Acquired from Montreal with a fourth-round pick (traded back to Montreal, Montreal selected Oliver Archambault) in the 2011 NHL Entry Draft for Nigel Dawes and Brent Sopen on Feb. 24, 2011. Claimed off waivers by Anaheim on Nov. 10, 2011. Claimed off waivers from Anaheim on Dec. 6, 2011.														
McAlpine, Chris	D	7	1999-00	3	0	0	0	2	-	-	-	-	-	-
Acquired from Tampa Bay for Mikko Kuparainen on Mar. 11, 2000. Became a free agent on July 1, 2000.														
McArdle, Kennal	LW	23	2011-12	9	0	0	0	4	-	-	-	-	-	-
Acquired from Florida for Angelo Esposito on July 9, 2011.														
McCarthy, Steve	D	5	2005-06 to 2007-08	117	12	21	33	80	-	-	-	-	-	-
Acquired from Vancouver for a fourth-round selection (later traded back to Atlanta, Atlanta selected Niklas Lucenius) in the 2007 NHL Entry Draft on March 9, 2006. Became a free agent on July 1, 2008.														
McEachern, Shawn	RW	19	2002-03 to 2003-04	128	27	54	81	104	-	-	-	-	-	-
Acquired from Ottawa with a sixth-round selection (Dan Turple) in the 2004 NHL Entry Draft for Brian Pothier on June 29, 2002. Became a free agent on July 1, 2004.														
Meech, Derek	D	7	2011-12 to 2012-13	18	0	1	1	6	-	-	-	-	-	-
Signed as an unrestricted free agent on July 1, 2011.														
Mellanby, Scott	RW	19	2005-06 to 2006-07	140	24	46	70	118	4	0	0	0	4	
Signed as a free agent on July 26, 2004. Retired following the 2006-07 season.														

JETS TEAM HISTORY

ALL-TIME PLAYER REGISTER

PLAYER	POS.	NO.	SEASON(S)	REGULAR SEASON					PLAYOFFS				
				GP	G	A	PTS	PIM	GP	G	A	PTS	PIM
Metropolit, Glen	C	9	2006-07	57	12	16	28	20	-	-	-	-	-
Signed as a free agent July 3, 2006. Traded to St. Louis with a first-round selection (later traded to Calgary, Calgary selected Mikael Backlund) and a third-round selection (Brett Sonne) in the 2007 Entry Draft and a second-round selection (Philip McRae) in the 2008 Entry Draft for Keith Tkachuk on Feb. 25, 2007.													
Meyer, Freddy	D	24	2010-11	15	1	1	2	8	-	-	-	-	-
Signed as a free agent on Aug. 19, 2010. Became a free agent on July 1, 2011.													
Miettinen, Antti	RW	46	2008-09 to 2012-13	67	8	10	18	2	-	-	-	-	-
Claimed off waivers from Tampa Bay on Dec. 13, 2011.													
Modin, Fredrik	LW	19	2010-11	36	7	3	10	12	-	-	-	-	-
Signed as a free agent on Sept. 4, 2010. Traded to Calgary for a seventh-round selection (later traded to San Jose, San Jose selected Colin Blackwell) in the 2011 NHL Entry Draft on Feb. 28, 2011.													
Modry, Jaroslav	D	44	2005-06	79	7	31	38	76	-	-	-	-	-
Signed as a free agent on July 1, 2004. Traded to Dallas with Patrik Stefan for Niko Kapanen and a seventh-round selection (Will O'Neill) in the 2006 NHL Entry Draft on June 24, 2006.													
Motzko, Joe	RW	41	2008-09	6	1	0	1	0	-	-	-	-	-
Acquired from Washington for Alexandre Giroux on Feb. 26, 2008. Became a free agent on July 1, 2009.													
Murphy, Gord	D	5	1999-00 to 2000-01	85	4	21	25	50	-	-	-	-	-
Acquired from Florida with Herbert Vasiljevs, Daniel Tjernqvist and a sixth-round selection (later traded to Dallas, Dallas selected Justin Cox) on June 25, 1999. Became a free agent on July 1, 2001.													
Ndur, Rumun	D	36	1999-00	27	1	0	1	71	-	-	-	-	-
Claimed on waivers from Rangers on Dec. 11, 1999. Became a free agent on July 1, 2000.													
Oduya, Johnny	D	29	2009-10 to 2011-12	109	3	23	26	34	-	-	-	-	-
Acquired from New Jersey with Niclas Bergfors and Patrice Cormier and a First- and Second-Round Selection in the 2010 NHL Draft (both picks were later traded to the Chicago Blackhawks for forwards Dustin Byfuglien, Ben Eager, Akim Aliu and defenseman Brent Sopen) from New Jersey in exchange for LW Ilya Kovalchuk, D Anssi Salmela and Second-Round Selection in the 2010 NHL Entry Draft on February 4, 2010.													
Odgers, Jeff	RW	20	2000-01 to 2002-03	202	12	15	27	532	-	-	-	-	-
Claimed from Minnesota in NHL Waiver Draft on Sept. 29, 2000. Became a free agent on July 1, 2003.													
Oystrick, Nathan	D	7, 47	2008-09 to 2009-10	53	4	8	12	50	-	-	-	-	-
Selected in the seventh round, 198th overall, in the 2002 NHL Entry Draft. Traded to Anaheim on March 1, 2010 for Evgeny Artyukhin.													
Peluso, Anthony	RW	14	2012-13 to Current	5	0	2	2	14	-	-	-	-	-
Claimed on waivers from St. Louis on Jan. 16, 2013.													
Petrovicky, Ronald	RW	26	2003-04 to 2005-06	138	24	27	51	185	-	-	-	-	-
Claimed from NY Rangers in NHL Waiver Draft on Oct. 3, 2003. Became a free agent on July 1, 2006.													
Perrin, Eric	C	11	2007-08 to 2008-09	159	19	49	68	62	-	-	-	-	-
Signed as an unrestricted free agent on July 1, 2007. Became a free agent on July 1, 2009.													
Peverley, Rich	C	47	2008-09 to 2010-11	180	48	75	123	89	-	-	-	-	-
Claimed on waivers from Nashville on Jan. 10, 2008. Traded to Boston with Boris Valabik for Blake Wheeler and Mark Stuart on Feb. 18, 2011.													
Piros, Kamil	C	25, 22	2001-02 to 2003-04	25	3	4	7	10	-	-	-	-	-
Acquired from Buffalo with a fourth-round draft selection (later traded to St. Louis, St. Louis selected Igor Valaev) in the 2001 NHL Entry Draft for Donald Audette on Mar. 13, 2001. Traded to Florida for Kyle Rossiter on Mar. 8, 2004.													
Ponikarovsky, Alexei	LW	23	2012-13	12	2	0	2	6	-	-	-	-	-
Signed as an unrestricted free agent on July 1, 2012. Traded to New Jersey for a seventh round selection (Brenden Kichton) in the 2013 NHL Entry Draft and a fourth round selection in the 2014 NHL Entry Draft on Feb. 13, 2013.													
Popovic, Mark	D	33, 6, 7	2005-06 to 07-08, 09-10	80	2	5	7	20	-	-	-	-	-
Acquired from Anaheim for Kip Brennan on Aug. 25, 2005. Became a free agent on July 1, 2008. Spent the 2008-09 season with SKA ST. Petersburg. Agreed to terms on September 29, 2009. Became a free agent on July 1, 2010.													
Postma, Paul	D	38, 4	2010-11 to Current	38	4	5	9	6	-	-	-	-	-
Selected in the seventh round, 205th overall, in the 2007 NHL Entry Draft.													
Pothier, Brian	D	29, 3	2000-01 to 2001-02	36	3	6	9	24	-	-	-	-	-
Signed as an unrestricted free agent on Apr. 8, 2000. Traded to Ottawa for Shawn McEachern and a sixth round selection (Dan Turpie) in the 2004 NHL Entry Draft on June 29, 2002.													
Prochazka, Martin	RW	23	1999-00	3	0	1	1	0	-	-	-	-	-
Acquired from Toronto for a sixth-round selection (Max Kondratiev) in the 2001 NHL Entry Draft on July 15, 1999. Became a free agent on July 1, 2000.													
Reasoner, Marty	C	19	2008-09	159	18	29	47	60	-	-	-	-	-
Signed as an unrestricted free agent on July 17, 2008. Traded to the Chicago Blackhawks with Joey Crabb and Jeremy Morin and a first and second round pick in exchange for Dustin Byfuglien, Ben Eager, Brent Sopen and Akim Aliu.													
Recchi, Mark	RW	8	2007-08	53	12	28	40	20	-	-	-	-	-
Claimed on waivers from Pittsburgh on Dec. 8, 2007. Became a free agent on July 1, 2008.													
Redmond, Zach	D	25	2012-13 to Present	8	1	3	4	12	-	-	-	-	-
Selected in the seventh round, 184th overall, in the 2008 NHL Entry Draft.													
Reirden, Todd	D	28	2001-02	65	3	5	8	82	-	-	-	-	-
Signed as an unrestricted free agent on July 16, 2001. Became a free agent on July 1, 2002.													
Rheaume, Pascal	C	26	2001-02 to 2002-03	98	15	18	33	49	-	-	-	-	-
Claimed on waivers from Chicago on Nov. 14, 2001. Traded to New Jersey for future considerations on Feb. 24, 2003.													
Rissmiller, Patrick	LW	12	2010-11	1	0	0	0	0	-	-	-	-	-
Acquired from NY Rangers with Donald Brashear for Todd White on Aug. 2, 2010. Traded to Florida with Niclas Bergfors for Radek Dvorak on Feb. 28, 2011.													
Robitaille, Randy	C	28	2003-04	69	11	26	37	20	-	-	-	-	-
Signed as an unrestricted free agent on Aug. 12, 2003. Became a free agent on July 1, 2004.													
Rossiter, Kyle	D	48	2003-04	2	0	1	1	0	-	-	-	-	-
Acquired from Florida for Kamil Piroos on Mar. 8, 2004. Became a free agent on July 1, 2004.													

JETS TEAM HISTORY

ALL-TIME PLAYER REGISTER

PLAYER	POS.	NO.	SEASON(S)	REGULAR SEASON					PLAYOFFS				
				GP	G	A	PTS	PIM	GP	G	A	PTS	PIM
Rucchin, Steve	C	20	2006-07	47	5	16	21	14	-	-	-	-	-
Signed as an unrestricted free agent on July 3, 2007. Became a free agent on July 1, 2008.													
Safronov, Kirill	D	29	2001-02 to 2002-03	34	2	2	4	16	-	-	-	-	-
Acquired from Phoenix with Ruslan Zainullin and a fifth-round selection (Pat Dwyer) in the 2002 NHL Entry Draft for Darcy Hordichuk, a fourth-round selection (Lance Monych) and a fifth-round selection (John Zeiler) in the 2002 NHL Entry Draft on Mar. 13, 2002. Traded to Nashville with Simon Gamahe for Tomas Kloucek and Ben Simon on Dec. 2, 2003.													
Salmela, Anssi	D	25	2008-09 to 2009-10	38	2	6	8	24	-	-	-	-	-
Acquired from New Jersey for Niclas Havelid and Myles Stoess on March 2, 2009. Traded to New Jersey with Ilya Kovalchuk on February 4, 2010 in exchange for Johnny Oduya, Patrice Cormier and Nicolas Bergfors and a First- and Second-Round Selection in the 2010 NHL Draft (both picks were later traded to the Chicago Blackhawks for forwards Dustin Byfuglien, Ben Eager, Akim Aliu and defenseman Brent Sopel).													
Santala, Tommi	C	24	2003-04	33	1	2	3	22	-	-	-	-	-
Selected in the ninth round, 245th overall, in the 1999 NHL Entry Draft. Traded to Vancouver with a fifth-round selection (Charles-Antoine Messier) in the 2007 NHL Entry Draft for a fourth-round selection (Niklas Lucenius) in the 2007 NHL Entry Draft on June 13, 2006.													
Santorelli, Mike	RW	15	2012-13	10	0	1	1	0	-	-	-	-	-
Claimed off waivers from Florida on April 3, 2013.													
Sarault, Yves	LW	32	2000-01	20	5	4	9	26	-	-	-	-	-
Signed as an unrestricted free agent on July 20, 2000. Claimed on waivers by Nashville on June 16, 2001.													
Savard, Marc	C	9	2002-02 to 2005-06	184	63	133	196	262	-	-	-	-	-
Acquired from Calgary for Ruslan Zainullin on Nov. 15, 2002. Became a free agent on July 1, 2006.													
Scheifele, Mark	C	55	2011-12 to Current	11	1	0	1	0	-	-	-	-	-
Selected in the first round, 7th overall, in the 2011 NHL Entry Draft.													
Schneider, Mathieu	D	18	2008-09	44	4	11	15	50	-	-	-	-	-
Acquired from Anaheim for Ken Klee, Brad Larsen and Chad Painchaud on Sept. 26, 2008. Traded to Montreal with a third-round selection (Joonas Nattinen) in the 2009 NHL Entry Draft for a second-round selection (Jeremy Morin) in the 2009 NHL Entry Draft and a third-round selection in the 2010 NHL Entry Draft on Feb. 16, 2009.													
Schremp, Rob	C	13	2010-11	18	3	1	4	4	-	-	-	-	-
Claimed off waivers from NY Islanders on February 28, 2011. Became a free agent on July 1, 2011.													
Schubert, Christoph	D	16	2009-10	47	2	5	7	69	-	-	-	-	-
Claimed off waivers from Ottawa on October 2, 2009. Became a free agent on July 1, 2010.													
Sellers, Luke	D	40	2001-02	1	0	0	0	2	-	-	-	-	-
Selected in the second round, 30th overall, in the 1999 NHL Entry Draft. Became a free agent on July 1, 2004.													
Shannon, Daryl	D	8	1999-00	49	5	13	18	65	-	-	-	-	-
Selected from Buffalo in Expansion Draft on June 25, 1999. Traded to Calgary with Jason Botterill for Hnat Domenichelli and Dmitri Vlasenkov on Feb. 11, 2000.													
Sim, Jon	RW	14	2006-07	77	17	12	29	60	4	0	0	0	0
Signed as a free agent on July 13, 2006. Became a free agent on July 1, 2007.													
Simon, Ben	C	45, 14	2001-02 to 2003-04	68	3	1	4	43	-	-	-	-	-
Acquired from Chicago for a ninth-round selection (Peter Flache) in the 2000 NHL Entry Draft on June 25, 2000. Became a free agent on July 1, 2003.													
Acquired from Nashville with Tomas Kloucek for Simon Gamahe and Kirill Safronov on Dec. 2, 2003. Became a free agent on July 1, 2004.													
Skalde, Jarrod	C	18	2000-01	19	1	2	3	20	-	-	-	-	-
Signed as a free agent on July 21, 2000. Traded to Philadelphia for Joe DiPenta on Mar. 4, 2002.													
Skopintsev, Andrei	D	41	2000-01	17	1	3	4	16	-	-	-	-	-
Signed as a free agent on Sept. 7, 2000. Became a free agent on July 1, 2001.													
Slater, Jim	C	23, 19	2005-06 to Current	475	61	62	123	341	4	0	0	0	2
Selected in the first round, 30th overall, in the 2002 NHL Entry Draft.													
Sleg, Jiri	D	71	2000-01 to 2001-02	71	6	21	27	87	-	-	-	-	-
Acquired from Pittsburgh for a third-round selection (later traded to Dallas, Dallas selected Yared Magos) in the 2001 NHL Entry Draft on Jan. 14, 2001. Traded to Detroit for Yuri Butsayev and a third-round selection (later traded to Columbus, Columbus selected Jeff Genov) in the 2002 NHL Entry Draft on Mar. 19, 2002.													
Smehlik, Richard	D	42	2002-03	43	2	9	11	16	-	-	-	-	-
Signed as a free agent on July 10, 2002. Traded to New Jersey with a sixth-round selection (Josh Disher) and an eighth-round selection (Nathan Perkovich) in the 2004 NHL Entry Draft for a fourth-round selection (Michael Vannelli) in the 2003 NHL Entry Draft on March 10, 2003.													
Snyder, Dan	C	26, 37	2000-01 to 2002-03	49	11	5	16	64	-	-	-	-	-
Signed as a free agent on July 6, 1999.													
Sopel, Brent	D	3	2010-11	34	3	7	10	77	-	-	-	-	-
Acquired from Chicago with Dustin Byfuglien, Akim Aliu, and Ben Eager for Jeremy Morin, Joey Crabb, Marty Reasoner and a first-round pick (Kevin Hayes) and second-round pick (Justin Hall) in the 2010 NHL Entry Draft. Traded to Montreal with Nigel Dawes for Ben Maxwell and a fourth-round pick (traded back to Montreal, Montreal selected Oliver Archambault) in the 2011 NHL Entry Draft on Feb. 24, 2011.													
Staios, Steve	D	25	1999-00 to 2000-02	97	11	16	27	203	-	-	-	-	-
Selected from Vancouver in Expansion Draft on June 25, 1999. Traded to New Jersey for a ninth-round selection (Simon Gamahe) in the 2000 NHL Entry Draft on June 12, 2000. Acquired from New Jersey for future considerations on July 10, 2000. Became a free agent on July 1, 2001.													
Stapleton, Mike	C	14	1999-2000	62	10	12	22	30	-	-	-	-	-
Selected from Phoenix in the Expansion Draft on June 25, 1999. Became a free agent on July 1, 2000.													
Stapleton, Tim	C	42, 14	2009-10 to 2011-12	114	18	18	36	24	-	-	-	-	-
Acquired from Toronto with Pavel Kubina for Garnet Exelby and Colin Stuart on July 1, 2009. Signed as an unrestricted free agent on Nov. 30, 2010. Signed as a free agent on Nov. 30, 2010.													
Stefan, Patrik	C	13, 27	1999-00 to 2005-06	414	59	118	177	148	-	-	-	-	-
Selected in the first round, first overall, in the 1999 NHL Entry Draft. Traded to Dallas with Jaroslav Modry for Niko Kapanen and a seventh-round selection (Will O'Neill) in the 2006 NHL Entry Draft on June 24, 2006.													
Sterling, Brett	LW	21	2007-08 to 2009-10	19	2	2	4	16	-	-	-	-	-
Selected in the second round, 41st overall, in the 2005 NHL Entry Draft. Traded to San Jose with Mike Vermece on June 23, 2010.													

JETS TEAM HISTORY

ALL-TIME PLAYER REGISTER

PLAYER	POS.	NO.	SEASON(S)	REGULAR SEASON					PLAYOFFS				
				GP	G	A	PTS	PIM	GP	G	A	PTS	PIM
Stewart, Anthony	RW	22	2009-10 to 2010-11	80	14	25	39	55	-	-	-	-	-
Signed as an unrestricted free agent on July 10, 2009. Became a free agent on July 1, 2011.													
Stewart, Karl	LW	42	2003-04 to 2005-06	13	0	1	1	19	-	-	-	-	-
Signed as an unrestricted free agent on Sept. 28, 2001. Traded to Anaheim with a second-round selection (later traded to Colorado, Colorado selected T.J. Galiardi) in the 2007 NHL Entry Draft and future considerations for Vitaly Vishnevski on Aug.17, 2006.													
Stuart, Colin	LW	49	2007-08 to 2008-09	51	8	5	13	24	-	-	-	-	-
Selected in the fifth round, 135th overall, in the 2001 NHL Entry Draft. Traded to Toronto with Garnet Exelby for Pavel Kubina and Tim Stapleton on July 1, 2009.													
Stuart, Mark	D	5	2010-11 to Current	145	6	13	19	175	-	-	-	-	-
Acquired from Boston with Blake Wheeler for Rich Peverley and Boris Valabik on Feb. 18, 2011.													
Sutton, Andy	D	25	2001-02 to 2006-07	273	21	66	87	474	4	0	0	0	10
Acquired from Minnesota for Hnat Domenichelli on Jan. 22, 2002. Became a free agent on July 1, 2007.													
Svartvadet, Per	C	39	1999-00 to 2002-03	247	17	34	51	58	-	-	-	-	-
Acquired from Dallas for a sixth-round selection (Justin Cox) in the 1999 NHL Entry Draft on June 26, 1999. Became a free agent on July 1, 2003.													
Swanson, Brian	C	29	2003-04	2	0	1	1	0	-	-	-	-	-
Signed as an unrestricted free agent on July 24, 2003. Became a free agent on July 1, 2004.													
Sylvester, Dean	RW	11	1999-00 to 2000-01	95	21	16	37	32	-	-	-	-	-
Acquired from Buffalo for future considerations on June 25, 1999. Became a free agent on July 1, 2001.													
Tamer, Chris	D	4	1999-00 to 2003-04	339	12	38	50	503	-	-	-	-	-
Selected from NY Rangers in Expansion Draft on June 25, 1999. Became a free agent on July 1, 2004.													
Tangradi, Eric	LW	27	2012-13 to Current	36	1	3	4	22	-	-	-	-	-
Acquired from Pittsburgh for a sixth round selection (Dane Birks) in the 2013 NHL Entry Draft on February 13, 2013.													
Tappe, Brad	RW	19, 18	2000-01 to 2002-03	71	14	11	25	72	-	-	-	-	-
Signed as an unrestricted free agent on Apr. 11, 2000. Traded to Ottawa for Daniel Corso on Jan. 6, 2004.													
Thorburn, Chris	RW	27	2007-08 to Current	427	31	49	80	515	-	-	-	-	-
Acquired from Pittsburgh for a third-round selection (Robert Bortuzzo) in the 2007 NHL Entry Draft on June 22, 2007.													
Tjarnqvist, Daniel	D	36	2001-02 to 2003-04	218	10	43	53	60	-	-	-	-	-
Acquired from Florida with Gord Murphy, Herbert Vasiljevs and a sixth-round selection (later traded to Dallas, Dallas selected Justin Cox) in the 1999 NHL Entry Draft for Trevor Kidd on June 25, 1999. Became a free agent on July 1, 2004.													
Tkachuk, Keith	C	8	2006-07	18	7	8	15	34	4	1	2	3	12
Acquired from St. Louis for C Glen Metropolit, a first-round selection (later traded to Calgary, Calgary selected Mikael Backlund) and a third-round selection (Brett Sonne) in the 2007 NHL Entry Draft and a second-round selection (Philip McRae) in the 2008 NHL Entry Draft and a first-round selection (later traded to Atlanta, Atlanta selected Zach Bogosian) in the 2008 NHL Entry Draft. Traded to St. Louis with future considerations, which gave the Thrashers a first-round selection (Zach Bogosian) in the 2008 NHL Entry Draft.													
Tremblay, Yannick	D	38	1999-00 to 2003-04	300	33	74	107	144	-	-	-	-	-
Selected from Toronto in Expansion Draft on June 25, 1999. Became a free agent on July 1, 2004.													
Valabik, Boris	D	5, 48	2007-08 to 2010-11	80	0	7	7	210	-	-	-	-	-
Selected in the first round, 10th overall, in the 2004 NHL Entry Draft.													
Vasiljevs, Herbert	RW	37	1999-00 to 2000-01	28	5	5	10	18	-	-	-	-	-
Acquired from Florida with Gord Murphy, Daniel Tjarnqvist and a sixth-round selection (later traded to Dallas, Dallas selected Justin Cox) in the 1999 NHL Entry Draft for Trevor Kidd on June, 25, 1999. Became a free agent on July 1, 2001.													
Vigier, J.P.	RW	11, 29, 47	2000-01 to 2006-07	213	23	23	46	97	-	-	-	-	-
Signed as an unrestricted free agent, March 24, 2000. Became a free agent on July 1, 2007.													
Vishnevski, Vitaly	D	3	2006-07	52	3	9	12	31	-	-	-	-	-
Acquired from Anaheim in for Karl Stewart and a second-round selection (later traded to Colorado, Colorado selected T.J. Galiardi) in the 2007 Entry Draft. Traded to Nashville for Eric Belanger on Feb. 10, 2007.													
Vujtek, Vladimir	LW	9	1999-00	3	0	0	0	0	-	-	-	-	-
Signed as an unrestricted free agent on July 15, 1999. Became a free agent on July 1, 2000.													
Vyshedkevish, Sergei	D	3	1999-00 to 2000-01	30	2	5	7	16	-	-	-	-	-
Acquired from New Jersey for future considerations on June 25, 1999 . Traded to Anaheim with Scott Langkow for Ladislav Kohn on Feb. 9, 2001.													
Weaver, Mike	D	43	2001-02 to 2003-04	57	0	6	6	30	-	-	-	-	-
Signed as an unrestricted free agent on June 15, 2000. Became a free agent on July 1, 2004.													
Welch, Noah	D	26	2010-11	2	0	0	0	0	-	-	-	-	-
Signed as an unrestricted free agent on July 13, 2009. Became a free agent on July 1, 2011.													
Wellwood, Kyle	C	13	2011-12 to 2012-13	116	24	38	62	6	-	-	-	-	-
Signed as an unrestricted free agent on Sept. 9, 2011.													
Wheeler, Blake	RW	26	2010-11 to Current	151	43	79	122	97	-	-	-	-	-
Acquired from Boston with Mark Stuart for Rich Peverley and Boris Valabik on Feb. 18, 2011.													
White, Todd	C	12	2007-08 to 2009-10	221	43	93	136	84	-	-	-	-	-
Signed as an unrestricted free agent on July 1, 2007. Traded to the New York Rangers on August 2, 2010.													
Williams, Jason	RW	14	2008-09	41	7	11	18	8	-	-	-	-	-
Signed as an unrestricted free agent on July 14, 2008. Traded to Columbus for Clay Wilson and a sixth-round selection (later traded to Chicago, Chicago selected David Pacan) in the 2009 NHL Entry Draft on Jan. 14, 2009.													
Wright, James	C	17	2012-13 to Current	38	2	3	5	31	-	-	-	-	-
Claimed off waivers from NY Islanders on February 28, 2011. Became a free agent on July 1, 2011.													
Zhitnik, Alexei	D	77	2006-07 to 2007-08	83	5	17	22	72	-	-	-	-	4
Acquired from Philadelphia for Braydon Coburn on Feb. 24, 2007. Contract bought out on June 30, 2008.													
Zubarev, Andrey	D	51	2010-11	4	0	1	1	4	-	-	-	-	-
Selected in the sixth round, 187th overall, in the 2005 NHL Entry Draft. Became a free agent on July 1, 2011.													

JETS TEAM HISTORY

ALL-TIME PLAYER, COACHES & CAPTAINS REGISTER

GOALTENDERS

GOALTENDER	NO.	SEASON(S)	REGULAR SEASON				PLAYOFFS			
			GP	W-L-OT	SO	GAA	GP	W-L-OT	SO	GAA
Berkhoel, Adam	33	2005-06	9	2-4-1	0	3.80	-	-	-	-
Acquired from Chicago for future considerations on June 27, 2004. Became a free agent on July 1, 2006.										
Cassivi, Frederic	35	2001-02 to 2002-03	8	3-4-0	0	3.89	-	-	-	-
Acquired from Colorado for Brett Clark on Jan. 24, 2002. Became a free agent on July 1, 2003.										
Dafoe, Byron	34	2002-03 to 2003-04	35	9-22-2	0	3.72	-	-	-	-
Signed as an unrestricted free agent on Nov. 19, 2002. Became a free agent on July 1, 2004.										
Dunham, Mike	1	2005-06	17	8-5-2	1	2.77	-	-	-	-
Signed as an unrestricted free agent on Sept. 2, 2005. Became a free agent on July 1, 2006.										
Fankhouser, Scott	30	1999-00 to 2000-01	23	4-12-2	0	3.31	-	-	-	-
Signed as an unrestricted free agent on Aug. 24, 1999. Became a free agent on July 1, 2001.										
Garnett, Michael	35	2005-06	24	10-7-4	2	3.44	-	-	-	-
Selected in the third round, 80th overall, in the 2001 NHL Entry Draft. Became a free agent on July 1, 2007.										
Hedberg, Johan	1	2006-07 to 2009-10	137	57-47-14	4	3.08	2	0-2-0	0	2.56
Signed as an unrestricted free agent on July 1, 2006. Became a free agent on July 1, 2010.										
Hnilicka, Milan	33	2000-01 to 2002-03	117	29-65-13	5	3.29	-	-	-	-
Signed as an unrestricted free agent on July 28, 2000. Traded to Los Angeles for future considerations on Sept. 15, 2003.										
Langkow, Scott	35	1999-00	15	3-11-0	0	4.31	-	-	-	-
Acquired from Phoenix for future considerations on June 25, 1999. Traded to Anaheim with Sergei Vyshedkevich for Ladislav Kohn on Feb. 9, 2001.										
Lehtonen, Kari	32	2003-04 to 2009-10	204	94-83-17	14	2.87	2	0-2-0	0	5.59
Selected in the first round, second overall, in the 2001 NHL Entry Draft. Traded to Dallas in exchange for Ivan Vishnevskiy and a fourth-round pick on February 9, 2010.										
Mannino, Peter	34	2010-11 to Current	6	1-1-0	0	3.99	-	-	-	-
Signed as a free agent on July 6, 2009.										
Maracle, Norm	34	1999-00 to 2001-02	46	6-28-5	1	3.45	-	-	-	-
Selected from Detroit in the Expansion Draft on June 25, 1999. Became a free agent on July 1, 2002.										
Mason, Chris	50	2010-11 to 2011-12	53	21-20-4	3	3.09	-	-	-	-
Signed as an unrestricted free agent on July 1, 2010.										
Montoya, Al	35	2012-13 to Current	7	3-1-0	1	2.91	-	-	-	-
Signed as an unrestricted free agent on July 4, 2012.										
Nurminen, Pasi	31	2001-02 to 2003-04	125	48-54-12	5	2.98	-	-	-	-
Selected in the sixth round, 189th overall, in the 2001 NHL Entry Draft. Retired on Aug. 26, 2005.										
Pavelec, Ondrej	33, 31	2007-08 to 2011-12	187	70-79-25	10	2.99	-	-	-	-
Selected in the second round, 41st overall, in the 2005 NHL Entry Draft.										
Rhodes, Damian	1	1999-00 to 2001-02	81	14-48-11	1	3.60	-	-	-	-
Acquired from Ottawa for future considerations on June 18, 1999. Became a free agent on July 1, 2002.										
Shields, Steve	30, 31	2005-06	5	1-2-1	0	4.28	-	-	-	-
Signed as an unrestricted free agent on Oct. 27, 2005. Became a free agent on July 1, 2006.										
Tabaracci, Rick	31	1999-00	1	0-1-0	0	4.07	-	-	-	-
Signed as an unrestricted free agent on Nov. 3, 1999. Traded to Colorado for Shean Donovan on Dec. 8, 1999.										

ALL-TIME COACHES & CAPTAINS

HEAD COACHES

Name	Dates	G	W	L	OT	PCT
Claude Noel	June 24, 2011 to April 25, 2013	130	61	56	13	.519
Craig Ramsay	June 24, 2010 to April 10, 2011	82	34	36	12	.488
John Anderson	June 20, 2008 to April 14, 2010	164	70	75	19	.485
Don Waddell	Oct. 18, 2007 to June 19, 2008	76	34	34	8	.500
Bob Hartley	Jan. 14, 2003 to Oct. 17, 2007	291	136	123	32	.522
Don Waddell*	Dec. 27, 2002 to Jan. 13, 2003	10	4	5	1	.450
Curt Fraser	Oct. 2, 1999 to Dec. 26, 2002	279	64	184	31	.285

TEAM CAPTAINS

Season	Captain
2012-13:	Andrew Ladd
2011-12:	Andrew Ladd
2010-11:	Andrew Ladd
2009-10:	Ilya Kovalchuk
2008-09:	Ilya Kovalchuk
2007-08:	Bobby Holik
2006-07:	Scott Mellanby
2005-06:	Scott Mellanby
2003-04:	Shawn McEachern
2002-03:	Shawn McEachern
2001-02:	Ray Ferraro
2000-01:	Steve Staios
1999-00:	Kelly Buchberger

ASSISTANT COACHES

Season	Assistant Coaches
2012-13:	Perry Pearn, Charlie Huddy, Pascal Vincent, Wade Flaherty
2011-12:	Charlie Huddy, Pascal Vincent, Wade Flaherty
2010-11:	John Torchetti, Mike Stothers, Clint Malarchuk
2009-10:	Randy Cunneynworth, Todd Nelson, Steve Weeks
2008-09:	Randy Cunneynworth, Todd Nelson, Steve Weeks
2007-08:	Brad McCrimmon, Steve Weeks
2006-07:	Brad McCrimmon, Steve Weeks
2005-06:	Brad McCrimmon, Steve Weeks
2003-04:	Brad McCrimmon, Steve Weeks
2002-03:	Tim Bothwell, Steve Weeks
2001-02:	Tim Bothwell, Steve Weeks
2000-01:	George Kingston, Jay Leach
1999-00:	George Kingston, Jay Leach





**OFFICIAL
PARTNER**