

2013-14 WASHINGTON CAPITALS OFFICIAL GUIDE



BUILDING AMERICA'S
HOCKEY
CAPITAL



2013-14 WASHINGTON CAPITALS REGULAR SEASON SCHEDULE

SEPTEMBER

SUN	MON	TUES	WED	THUR	FRI	SAT
1	2	3	4	5	6	7
8	9	10	11	12	13	14 WPG 7 p.m.
15	16 PHI 7 p.m.	17 BALTIMORE HOCKEY CLASSIC BOS 7 p.m.	18	19	20 CHI 7 p.m.	21
22	23 BOS 7 p.m.	24	25 NSH 7 p.m.	26	27 PHI 7 p.m.	28 CHI 8 p.m.
29	30					

OCTOBER

SUN	MON	TUES	WED	THUR	FRI	SAT
		1 CHI 8 p.m.	2	3 CGY 7 p.m.	4	5 DAL 8 p.m.
6	7	8	9	10 CAR 7 p.m.	11	12 COL 7 p.m.
13	14 EDM 7 p.m.	15	16 NYR 8 p.m.	17	18	19 CLB 7 p.m.
20	21	22 WPG 8 p.m.	23	24 EDM 9:30 p.m.	25	26 CGY 10 p.m.
27	28 VAN 10 p.m.	29	30	31		

NOVEMBER

SUN	MON	TUES	WED	THUR	FRI	SAT
					1 PHI 7 p.m.	2 FLA 7 p.m.
3	4	5 NYI 7 p.m.	6	7 MIN 7 p.m.	8	9 PHX 8 p.m.
10	11	12 CLB 7 p.m.	13	14	15 DET 7:30 p.m.	16
17 STL 6 p.m.	18	19	20 PIT 8 p.m.	21	22 MTL 7 p.m.	23 TOR 7 p.m.
24	25	26	27 OTT 7 p.m.	28	29 MTL 5 p.m.	30 NYI 7 p.m.

DECEMBER

SUN	MON	TUES	WED	THUR	FRI	SAT
1	2	3 CAR 7 p.m.	4	5	6	7 NSH 7 p.m.
8 NYR 7 p.m.	9	10 TB 7 p.m.	11	12	13 FLA 7:30 p.m.	14
15 PHI 3 p.m.	16	17 PHI 7:30 p.m.	18	19	20 CAR 7 p.m.	21 NJ 7 p.m.
22	23 ANA 7 p.m.	24	25	26	27 NYR 7 p.m.	28
29 BUF 5 p.m.	30 OTT 7:30 p.m.	31				

JANUARY

SUN	MON	TUES	WED	THUR	FRI	SAT
			1	2 CAR 7 p.m.	3	4 MIN 8 p.m.
5	6	7	8	9 TB 7:30 p.m.	10 TOR 7 p.m.	11
12 BUF 3 p.m.	13	14 SJ 7 p.m.	15 PIT 8 p.m.	16	17 CLB 7 p.m.	18
19 NYR 7:30 p.m.	20	21 OTT 7 p.m.	22	23	24 NJ 7 p.m.	25 MTL 7 p.m.
26	27	28 BUF 7:30 p.m.	29	30 CLB 7 p.m.	31 DET 7:30 p.m.	

FEBRUARY

SUN	MON	TUES	WED	THUR	FRI	SAT
						1
2 DET 12:30 p.m.	3	4 NYI 7:30 p.m.	5	6 WPG 7 p.m.	7	8 NJ 8 p.m.
9	10	11	12	13	14	15
16	17	18	19	20	21	22
23	24	25	26	27 FLA 7:30 p.m.	28	

MARCH

SUN	MON	TUES	WED	THUR	FRI	SAT
						1 BOS 1 p.m.
2 PHI 12:30 p.m.	3	4	5 PHI 8 p.m.	6 BOS 7 p.m.	7	8 PHX 7 p.m.
9	10 PIT 7 p.m.	11 PIT 7:30 p.m.	12	13	14 VAN 7 p.m.	15
16 TOR 3 p.m.	17	18 ANA 10 p.m.	19	20 LA 10:30 p.m.	21 SJ 10:30 p.m.	22
23	24	25 LA 7 p.m.	26	27	28	29 BOS 12:30 p.m.
30 NSH 8 p.m.	31					

APRIL

SUN	MON	TUES	WED	THUR	FRI	SAT
		1 DAL 7 p.m.	2	3	4 NJ 7 p.m.	5 NYI 5 p.m.
6	7	8 STL 8 p.m.	9	10 CAR 7 p.m.	11 CHI 7 p.m.	12
13 TB 3 p.m.	14	15	16	17	18	19
20	21	22	23	24	25	26
27	28	29	30			



Preseason Home Game



Home Game



Away Game

All times listed are Eastern
Game times subject to change

@washcaps



WASHINGTONCAPS.COM

Table of Contents

INTRODUCTION

2013-14 Schedule	1
Table of Contents	2
Media Information	3-4
Staff Directory	5-6
Verizon Center	7-9
Kettler Capitals Iceplex	10

OWNERSHIP & FRONT OFFICE

Ted Leonsis	12
Dick Patrick	13
Monumental Sports & Entertainment	14-16
George McPhee	17
Hockey Operations	18
Adam Oates	19-20
Assistant Coaches	21-22
Training & Equipment Staff	23-24
Scouting & Hockey Operations Staff	25
Hershey Bears/Reading Royals	26-27
Caps in the Community	28-33

PLAYERS

Training Camp Roster/Schedule	36-37
Karl Alzner	38-39
Nicklas Backstrom	40-41
Jay Beagle	42-43
Troy Brouwer	44-45
John Carlson	46-47
Jason Chimera	48-49
Martin Erat	50-51
John Erskine	52-53
Eric Fehr	54-55
Mikhail Grabovski	56-57
Mike Green	58-59
Jack Hillen	60-61
Braden Holtby	62-63
Marcus Johansson	64-65
Tomas Kundratek	66-67
Brooks Laich	68-69
Michal Neuvirth	70-71
Steven Oleksy	72-73
Dmitry Orlov	74-75
Alex Ovechkin	76-79
Mathieu Perreault	80-81
Aaron Volpatti	82-83

Joel Ward	84-85
Tom Wilson	86-87
In the System	88-98
Future Caps	99-105

2012-13 YEAR IN REVIEW

NHL Standings, Playoffs and Awards	108
Capitals Notes	109-111
Capitals Statistics and Results	112-119
Highs, Lows and Streaks	120
Shootouts & Penalty Shots	121
Individual Game-by-Game Statistics	122-129
Goals and Shots by Period	130
Injuries and Transactions	131

TEAM HISTORY

Year-by-Year Results	133
Year-by-Year Leaders	134
Career Leaders	135
Single-Season Leaders	136
Season-by-Season Recaps	137-174
General Managers, Head Coaches & Captains	175
All-Time Player Register	176-201
All-Time Goaltender Register	202-204
All-Time Sweater Numbers	205-207
Retired Numbers	208
Uniform History	209
All-Time Draft Selections	210-213
Transactions	214-221
All-Time Record vs. NHL Franchises	222
Game-by-Game Results by Team	223-229
Longest Streaks by Season	230
Special Teams and Attendance	231
Opening Games and Holidays	232
Hat Tricks	233-235
Shutouts	236-238
Overtime	239-240
Shootouts	241
Penalty Shots	242
Capitals and Verizon Center Firsts	243
Capitals NHL Award Winners	244-246
All-Star Game	247
Record Book	248-252

PLAYOFF HISTORY

Year-by-Year Results	254
All-Time Playoff Scoring	255-256
Career Leaders	256
All-Time Goaltending	257
Overtime	258
Hat Tricks and Penalty Shots	259
Game-by-Game Results	260-264
Year-by-Year Statistics	265-268
Record Book	269-271

OPPONENTS

Series History and 2012-13 Reviews	274-331
--	---------

MISCELLANEOUS

NHL Directory	333
NHL On-Ice Officials	334
Capitals Broadcasters	335-336
Washington, D.C.	337

2013-14 WASHINGTON CAPITALS OFFICIAL GUIDE

Written, edited and designed by the Washington Capitals media relations staff:
Sergey Kocharov, Pace Sagester, Megan Eichenberg

Cover Design: Andy Mattice

Special Thanks: Kurt Kehl, Mike Vogel, Elizabeth Wodatch, Don Fishman, Brian Kiefer, Michelle Trostle, The Elias Sports Bureau, Bob Waterman, Randy Robles

Photography: Patrick McDermott, NHL Images/Getty Images Staff, Bruce Bennett, Rafael Suanes, Mitchell Layton, Greg Fiume, Washington Capitals Archives

Updates: Updates to this guide will be posted periodically during the season in .pdf form on the club's website, WashingtonCaps.com, under the "Team" tab.

Washington Capitals

Kettler Capitals Iceplex
627 N. Glebe Rd., Suite 850
Arlington, VA 22203
202.266.2200
Fax: 202.266.2360
WashingtonCaps.com



Media Information

**SERGEY KOCHAROV**

Senior Director of Communications
Office: 202.266.2356
Cell: 703.405.0984
skocharov@washcaps.com
Twitter - @SergeyKocharov

**PACE SAGESTER**

Manager of Media Relations
Office: 202.266.2357
Cell: 919.368.3533
psagester@washcaps.com
Twitter - @PaceSagester

**MEGAN EICHENBERG**

Communications Coordinator
Office: 202.266.2310
Cell: 540.903.1627
meichenberg@washcaps.com
Twitter - @MegEic

MEDIA RELATIONS INTERN: Brian Kiefer (prassistant@washcaps.com)

VERIZON CENTER GAME-NIGHT STAFF: Conor Beamer, Chris Browne, Eileen McAleer, Emily McGee, Jackie Shewmaker, Kayla Springer, Brittany Vanderpool

MONUMENTAL SPORTS & ENTERTAINMENT COMMUNICATIONS: Kurt Kehl (0: 202.266.2354; kkehl@monumentalsports.com)

PRACTICE SCHEDULE

WashingtonCaps.com under "Schedule"

Updates provided on Caps Today and twitter.com/CapitalsPR

The Washington Capitals media relations staff works to provide information about the team and access to players, coaches and management in a timely manner for members of the media.

CREDENTIALS & MEDIA SERVICES**Media Entrance**

Media attending home games and morning skates will no longer be able to access the event level through stairwell one; all entry to the building must now go through security control (located on 6th street between F and G). Credentials to Capitals games may be picked up at the media entrance, which is open from three hours prior to game time until the midway point of the first period. All media must show a photo ID and are subject to a security search.

Media Credentials

Credentials are issued to media who cover the Capitals both seasonally and on a game-by-game basis and are required for admission to the media areas at both Verizon Center and Kettler Capitals Iceplex. All credentials must include the bearer's name and affiliation and are non-transferable.

Season credentials: All season credentials are issued prior to the season. Season credentials do not guarantee a seat in the press box; credential holders must contact a member of the Capitals media relations staff in advance in order to reserve seating. A media credential cannot be used to sit in spectator seating areas.

Media who do not have a season credential may apply for single-game credentials. These requests must be received no later than 3 p.m. the day prior to a game. Please direct all credential requests to communications coordinator Megan Eichenberg (MEichenberg@washcaps.com). The credential is good only for the game printed on the tag and must be displayed to Verizon Center security personnel to gain entry to restricted media areas. A letter on file from the sports editor, news director, etc., addressed to the Media Relations Department, Washington Capitals, 627 N. Glebe Rd., Suite 850, Arlington, VA 22203, will facilitate the issuing of this type of credential.

Non-North American media outlets are required to request media credentials through the National Hockey League by contacting David Keon at dkeon@nhl.com.

Capitals media credentials are issued to print, television, radio and online media outlets that adhere to professional standards, regularly produce quality content and have a demonstrated audience. Space limitations may impact the decision to grant credentials. The final decision on all applications for media credentials rests with the Capitals media relations staff; we reserve the right to revoke media credentials at any time.

News Releases

Accredited members of the media who would like to receive Capitals news releases via e-mail should contact a member of the media relations staff with an e-mail address. Among our releases is "Caps Today," sent daily during the season, which includes an updated practice schedule, recent transactions and the top storyline of the day.

Audio Files

The Capitals regularly post updated audio files in mp3 format on their website, WashingtonCaps.com and on twitter.com/CapitalsPR. Radio stations, websites and other media are welcome to utilize these audio clips.

MISCELLANEOUS NUMBERS

Media Relations Fax: 202.266.2360

Verizon Center Press Room: 202.628.3200 x7500

Verizon Center Press Box: 202.628.3200 x7600

Verizon Center Press Room Fax: 202.661.5011

Twitter

Media who would like to receive updates on practice times and other breaking news via twitter or text message can sign up for the team's media Twitter feed at twitter.com/CapitalsPR. The team also maintains a general Twitter feed at twitter.com/washcaps.

NHLMedia.com

The NHL's password-protected media site includes statistics, press releases, game notes, credential applications and pdf files of every team's media guide. To access the site, visit <http://media.nhl.com>.

MEDIA FACILITIES – VERIZON CENTER**Press Work Area and Press Lounge**

The press work area and press lounge are located on the Event Level (ice level). The press lounge is located directly adjacent to the media work area. Meals are served buffet style, catered by Aramark, two hours prior to game time. Media members will be charged \$10 per meal (receipts provided). All food must be consumed in the press lounge and may not be taken to the press box. The press work area is located adjacent to the press lounge. There are reserved seats for beat media and additional work spaces with telephones and wireless Internet access.

Press Box

The press box is on the sixth floor of Verizon Center on the penalty box side of the ice. Seats are on an assigned basis only. Please check the seating charts in the press room or press box, or check with the press box attendant for your seat assignment. The press box features wireless Internet access.

In order to ensure seating in the press box, it is necessary for all media to notify the Capitals media relations staff of their attendance by 3 p.m. the day prior to the game. If you do not have an assigned seat, please check with a member of the media relations staff.

Media Parking

Media parking at Verizon Center is extremely limited and assigned prior to the season. There are numerous lots within walking distance of Verizon Center, and Verizon Center is adjacent to the Gallery Place/Chinatown Metro Station. Gallery Place can be reached on the Red, Yellow and Green lines. It is also one stop away from Metro Center, which provides service to the Blue and Orange lines. Metro will remain open at least one hour after the conclusion of any playoff games that go into overtime.

Photography

Verizon Center has a limited number of photo positions. All photo positions will be assigned prior to the game by team photographer Patrick McDermott (202.431.4526 cell). Daily print and wire services receive priority for the prime positions. Freelance photographers will not receive credentials; all photographers must be on assignment. Still photographers must receive permission in advance from a member of the media relations staff for postgame admission to the Capitals locker room.

MEDIA FACILITIES – KETTLER CAPITALS ICEPLEX**Work Room**

Kettler Capitals Iceplex features a media work room adjacent to the ice, near the entrance of the Capitals locker room. The work room features ethernet cables and complimentary wireless Internet access.

Media Information

MEDIA ACCESS AND INTERVIEWS

Practice Sessions

The media has access to all team practices at all practice facilities, including game-day skates, in accordance with the NHL Media Regulations. The media is allowed to enter the team locker room five minutes after the first regular player who has participated in the entire practice leaves the ice. In the event of a team meeting, the media will be allowed access immediately following the conclusion of the meeting. The locker room is closed to the media prior to and during practice.

Per NHL Media Regulations, media access at Kettler Capitals Iceplex is limited to the team's main locker room and the entrance to the locker room. All other areas of the training center are off limits to media.

Capitals game-day skates are typically held at 10 a.m. at Kettler.

Pregame

The Capitals locker room is closed prior to game time, although requested players will be made available during a 30-minute window beginning two hours prior to faceoff, with priority given to broadcast rightsholders.

Television networks, including rightsholders, requesting pregame interviews with a player are asked to request these times prior to or during the morning skate. Head coach Adam Oates is available to the media following all morning skates at Kettler Capitals Iceplex. Those media members who are unable to attend that day's morning skate and wish to interview Oates at Verizon Center must contact Capitals senior director of communications Sergey Kocharov (skocharov@washcaps.com) prior to the morning skate to arrange a time to meet with Oates before the game.

Postgame

The Capitals locker room will be open to working media five minutes after the conclusion of the game. Head coach Adam Oates's press conference will follow approximately 15 minutes after the game in the Interview Room (adjacent to the Press Room)

If the media wishes to interview a player who is not present in the locker room, contact a Capitals media relations representative who will locate the player.

Video

All outlets are prohibited by the National Hockey League from shooting game footage of any Capitals game being played at Verizon Center.

Television and online outlets are welcome to shoot Capitals practices, but are restricted to broadcasting five minutes of on-ice video content from any one practice. There is no limit to the length of interviews that outlets may broadcast.

Players' Personal Telephone Numbers

At no time will a player's home or mobile phone number be released to either the media or the public unless the player specifically authorizes such release. Members of the media attempting to reach players must do so through the Capitals media relations staff; failure to do so, regardless of a media member's existing relationship with a player, may result in forfeiture of credentials.

Team Medical Rooms

Team medical rooms located at Verizon Center, Kettler Capitals Iceplex or any other practice facility are off limits to the media at all times.

Autographs

Media attending Capitals practices or games are strictly forbidden from requesting autographs. Any person with a media pass observed asking players for autographs will be asked to leave and may not be granted credentials in the future.

DIRECTIONS TO VERIZON CENTER

From National Airport – Take I-395 North to 12th Street exit (stay left) ... right onto Constitution Avenue, NW ... left onto 6th Street, NW

From BWI Airport – Take Baltimore/Washington Pkwy. (I-295 South) to US Rt. 50 ... US Rt. 50 West toward Washington (New York Avenue, NE) ... left on 6th Street, NW

From Dulles Airport – Take Dulles Toll Road (Rt. 267 East) to I-66 East (becomes Constitution Avenue, NW) ... left on 6th Street, NW

From Metrorail – Verizon Center is located at the Gallery Place/Chinatown stop on the Red, Yellow and Green lines and just blocks from Metro Center on the Orange and Blue lines

DIRECTIONS TO KETTLER CAPITALS ICEPLEX

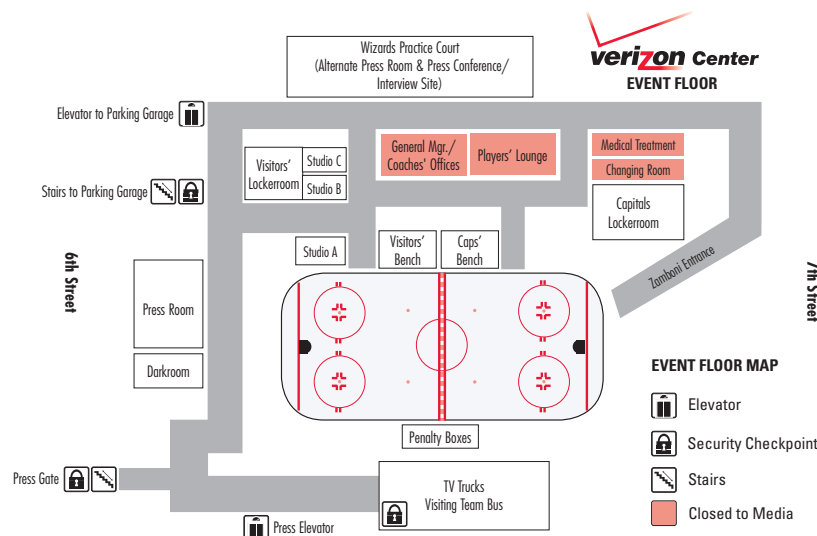
From Washington, D.C. – Take Constitution Ave. west, toward the Lincoln Memorial ... take I-66 West ... take exit 71/Glebe Rd. and take a left on to Glebe Rd. ... pass Wilson Blvd. and the rink is on the eighth level of the parking garage attached to Ballston Common Mall.

From National Airport – Take George Washington Parkway North toward Arlington ... take I-66 West ... take exit 71/Glebe Rd. and take a left on to Glebe Rd. ... pass Wilson Blvd. and the rink is on the eighth level of the parking garage attached to Ballston Common Mall.

From Dulles Airport – Dulles Toll Road (Rt. 267 East) to I-66 ... take I-66 East ... take exit 71/Glebe Rd. and take a right on to Glebe Rd. ... pass Wilson Blvd. and the rink is on the eighth level of the parking garage attached to Ballston Common Mall.

From BWI Airport – Take I-195 West to I-95 ... take I-95 South to the Capital Beltway (I-495) ... take I-495 West into Virginia ... take George Washington Parkway South ... take I-66 West ... take exit 71/Glebe Rd. and take a left on to Glebe Rd. ... pass Wilson Blvd. and the rink is on the eighth level of the parking garage attached to Ballston Common Mall.

From Metrorail – Kettler Capitals Iceplex is located two blocks from the Ballston stop on the Orange line ... Follow Stuart Street (or take the skywalk) to Ballston Common Mall and take the parking garage elevators to the eighth level.



Washington Capitals Club Directory

Kettler Capitals Iceplex • 627 North Glebe Road, Suite 850 • Arlington, VA 22203

Ownership (Monumental Sports & Entertainment)

Founder, Chairman, Majority Owner and Chief Executive Officer ..	Ted Leonsis
Vice Chairman, Chief Operating Officer and Capitals President	Dick Patrick
Vice Chairman	Raul Fernandez
Vice Chairman	Sheila Johnson
MSE Partner	Scott Brickman
MSE Partner	Neil Cohen
MSE Partner	Jack Davies
MSE Partner	Richard Fairbank
MSE Partner	Michelle D. Freeman
MSE Partner	Richard Kay
MSE Partner	Jeong Kim
MSE Partner	Mark D. Lerner
MSE Partner	Roger Mody
MSE Partner	Anthony Nader
MSE Partner	Fred Schaufeld
MSE Partner	Earl Stafford
MSE Partner	George Stamas
MSE Partner	Cliff White

Hockey Operations

Vice President & General Manager	George McPhee
Assistant General Manager, Dir. of Legal Affairs	Don Fishman
Head Coach	Adam Oates
Assistant Coach	Calle Johansson
Assistant Coach	Blaine Forsythe
Video Coach	Brett Leonhardt
NHL Goaltender Coach	Olie Kolzig
Associate Goaltending Coach	Scott Murray
Strength and Conditioning Coach	Mark Nemish
Physiologist	Jack Blatherwick
Manager of Team Services	Ian Anderson
Hockey Operations Assistant	Evan Gold
Executive Assistant, General Manager	Ashley Weber
Head Coach, Hershey Bears	Mike Haviland
Assistant Coach, Hershey Bears	Ryan Mougenel

Scouting Staff

Assistant General Manager, Player Personnel	Brian MacLellan
Director of Amateur Scouting	Ross Mahoney
Director of Player Development	Steve Richmond
Director of Scouting Operations	Kris Wagner
Pro Scout	Jason Fitzsimmons
Pro Scout	Chris Patrick
Pro Scout	Martin Pouliot
Amateur Scout	Steve Bowman
Amateur Scout	Alan Haworth
Amateur Scout	Phil Horner
Amateur Scout	Ed McColgan
Amateur Scout	Wil Nichol
Amateur Scout	A.J. Toews
Amateur Scout	Darrell Baumgartner
Amateur Scout	Terry Richardson
European Scout	Vojtech Kucera
European Scout	Petri Skriko
European Scout	Mats Weiderstal

Medical Staff

Head Athletic Trainer	Greg Smith
Assistant Athletic Trainer	Ben Reisz
Massage Therapist	Curt Millar
Head Team Physician	Ben Shaffer, MD
Team Internist	Chris Walsh, MD
Team Ophthalmologist	Thomas Clinch, MD
Team Dentist	Thomas Lenz, DDS, PC

Equipment Staff

Head Equipment Manager	Brock Myles
Assistant Equipment Manager	Craig Leydig
Equipment Assistant	Dave Marin

Monumental Sports Executives

Chief Financial Officer	Peter Biche
Executive Vice President and General Counsel	Randy Boe
Senior Vice President of Team Finance	Keith Burrows
Senior Vice President of Marketing & CMO	Joe Dupriest
Senior Vice President of Corporate Partnerships	Tom Hunt
Senior Vice President of Corporate Communications	Kurt Kehl
Senior Vice President of Executive Suites	Rick Moreland
Senior Vice President of Human Resources	Kelly Skoloda
Senior Vice President and General Manager of Verizon Center	David Touhey
Vice President of Administration	Michelle Trostle
Senior Vice President of Ticket Sales and Service	Jim Van Stone

Administration

Senior Director of Information Technology	Brian McPartland
Office Assistant	Valerie Garrett
Receptionist	Chuquita Pettus
Chief Building Engineer	Larry Hollen
Building Engineer	Pedro Pena
Building Engineer	Julio Castillo

Communications

Senior Director of Communications	Sergey Kocharov
Manager of Media Relations	Pace Sagester
Communications Coordinator	Megan Eichenberg
Executive Director, MSE Foundation	Elizabeth Wodatch
Senior Editor and Content Strategist	Mike Vogel
Digital Content Producer	James Heuser
Director of Radio Broadcasting/Radio Play-by-Play	John Walton
Radio Analyst	Ken Sabourin

Marketing

Senior Director of Marketing	Kim Frank
Manager of Promotions	Lauren Gilmore
Manager of Community Relations and Amateur Hockey	Peter Robinson
Director of CRM and Analytics	Tom Nagle
Manager of Strategic Marketing and Analytics	Megan Bell
CRM Specialist	Jim Minichiello
Database Marketing Analyst	Alex Kerr
Manager of Interactive Marketing	Hal Speisman
Graphic Designer	Andrew Mattice



Washington Capitals Club Directory

Marketing

Senior Director of Digital Media.....Mike Hutchison
 Managing Web Developer.....Deborah Francisco
 Executive Producer, Senior Director of Network Operations.....Rob Hedrick
 Game Operations Producer and Director.....Quentin Addison
 Director of Game Entertainment & TV Production.....Mike Wurman
 Manager of Game Entertainment.....Tyler Hines
 Manager of Game Operations.....Zak Grim
 Mascot Coordinator.....Kevin Giambi

Corporate Partnerships

Vice President of Partnership Marketing.....Shari Howard
 Senior Director of Corporate Partnerships.....Roger Moskowitz
 Senior Director of Corporate Partnerships.....Lew Strudler
 Senior Director of Corporate Partnerships.....Marco Gentile
 Director of Corporate Partnerships.....Kathy Devine
 Director of Corporate Partnerships.....Rob Hur
 Director of Corporate Partnerships.....Bruce Zalbe
 Digital Account Executive.....Teddy Berlin
 Digital Account Executive.....David Sistrunk
 Corporate Partnerships Account Executive.....Greg Roberts
 Senior Manager of Partnership Marketing.....Letitia Petrillo
 Partnership Marketing Manager.....Mindy Pipes
 Partnership Marketing Manager.....Tara Jackson
 Partnership Marketing Manager.....Lindsey Arnold
 Partnership Marketing Manager.....Cathy Jerome
 Partnership Marketing Manager.....Jenna Romanoff
 Partnership Marketing Manager.....Rebecca Johansson
 Partnership Marketing Coordinator.....Lauren McDermott
 Partnership Marketing Coordinator.....Brooks Walter

Finance

Director of Accounting.....Jill Ruehle
 Accounts Payable Manager.....Dan Thompson
 Staff Accountant.....Adam Haney

Ticket Sales & Service


Senior Director of Guest Services.....Greg Monares
 Director of Guest Services.....Rick Olivieri
 Manager of Guest Services.....Greg Gosselin
 Guest Services Specialist.....Tricia Aoki
 Guest Services Specialist.....Katie Bortnick

Guest Services Specialist.....Jared Center
 Guest Services Specialist.....Connery Flanagan
 Guest Services Specialist.....Justin Franke
 Guest Services Specialist.....Preston Davies
 Guest Services Specialist.....Greg Gosselin
 Guest Services Specialist.....Tony Pimpinella
 Guest Services Specialist.....Alex Spitzel
 Guest Services Specialist.....Ben Sugarman
 Senior Director of Ticket Operations.....Chris Sheap
 Director of Ticket Operations.....Jordan Cookler
 Manager of Ticket Operations.....Steve Kaufman
 Assistant Manager of Ticket Operations.....Jill Salisbury
 Ticket Operations Coordinator.....Christian Jensen
 Senior Director of Group & Arena Event Sales.....Darren Montgomery
 Director of Arena Events.....Jill Buxbaum
 Director of Group & Arena Event Sales.....Steve Zarick
 Senior Manager of Corporate Sales.....Jimm Bonk
 Senior Manager of Corporate Sales.....Jim Anderson
 Senior Manager of Corporate Sales.....Pete Sekulow
 Senior Manager of Corporate Sales.....Steve Zarick
 Manager of Group Sales.....Alan Fontane
 Manager of Group Sales.....Ashley Miller
 Manager of Group Sales.....Lauryn Scott
 Manager of Group Sales.....Brian Dean
 Manager of Group Sales.....Ralph Wong
 Manager of Group Sales Marketing.....Erin Mitchell
 Director of Amateur Hockey Sales.....Tim Brounagh
 Senior Director of Ticket Sales.....Anthony Aspaas
 Senior Regional Sales Manager.....Nova Ackerman
 Senior Regional Sales Manager.....Jacklyn Benjamin
 Senior Regional Sales Manager.....Joshua Gains
 Regional Sales Manager.....Jaclyn Benjamin
 Regional Sales Manager.....Robert Benney
 Regional Sales Manager.....Devin Mauck
 Regional Sales Manager.....Evan Waghelstein

Television Rights Holder

Television Rights Holder.....Comcast SportsNet
 Television Play-by-Play.....Joe Beninati
 Television Analyst.....Craig Laughlin
 Television Reporter.....Al Koken
 Studio Analyst.....Alan May
 Television Reporter.....Jill Sorenson

Verizon Center



Verizon Center is a 20,000-seat multi-purpose sports and entertainment venue, owned and operated by Monumental Sports & Entertainment, in the Penn Quarter neighborhood of Chinatown in downtown Washington, D.C. The arena is home to the NHL's Washington Capitals, the NBA's Washington Wizards, the WNBA's Washington Mystics, and the NCAA's Georgetown Hoyas men's basketball team. Boasting an average of 220 events per year, Verizon Center is the heart of a \$7 billion redevelopment that began 15 years ago when the arena was envisioned and built by late owner Abe Pollin and his wife, Irene Pollin, after previously building the Capital Centre arena in Landover, Md. Since the Pollin's realized their vision on Dec. 2, 1997, with the opening of the privately financed arena in downtown Washington, 38 million people have attended more than 3,200 events.

The surrounding neighborhood throughout the years has been rejuvenated by a plethora of restaurants, condominiums and businesses, making the Seventh Street corridor an entertainment destination.

Accrediting the revitalization of the downtown neighborhood to late owner Abe Pollin, and his wife Irene Pollin, for building Verizon Center (formerly known as MCI Center), the District of Columbia renamed the street in front of Verizon Center "Abe Pollin Way" in 2007.

In June 2010, Ted Leonsis became the majority owner of Verizon Center and formed Monumental Sports & Entertainment. The newly formed entity includes ownership of the NBA's Washington Wizards, the NHL's Washington Capitals, the WNBA's Washington Mystics and Verizon Center. Monumental Sports & Entertainment also manages Kettler Capitals Iceplex and the Patriot Center at George Mason University.

As an arena in the heart of downtown Washington, D.C., Verizon Center has hosted a multitude of high-profile events in its history, ranging from the 1998 Stanley Cup Final to the NBA (2001) and WNBA (2002, 2007) All-Star games to the 2003 World Figure Skating Championship, the 2005 ACC Tournament, the first and second rounds of the NCAA Division I men's basketball tournament (1998, 2002, 2008) as well as the second and third rounds (2011) and the Washington Regional Round (2006, 2013), and the 2009 NCAA Frozen Four men's hockey championship.

Entertainment at the arena would not be complete without concerts and family shows ranging from all-time greats to current-day chart-topping artists. In the

15-year history of the arena some of the artists who have roamed the halls and mastered the stage at Verizon Center include: U2, Lady Gaga, Madonna, Justin Timberlake, The Three Tenors, Barbra Streisand, Coldplay, Bon Jovi, Prince, Tina Turner, Beyonce, the Dalai Lama, Keith Urban, Jeff Dunham, Christina Aguilera, Disney on Ice and WWE.

In terms of history, only two events have taken place each of the past 15 years at Verizon Center, as well as each of the past 38 plus years dating back to the old Capital Centre arena making them the longest tenured events between both buildings: the Harlem Globetrotters (1973) and the Washington International Horse Show (1975).

Located within the arena are 106 luxury suites, a high-definition center-hung scoreboard, an indoor basketball practice facility and 10 dressing rooms. The arena offers a variety of concession stands and restaurants with menu choices ranging from pizza at Papa John's to donuts at Dunkin' Donuts. Additional arena fare includes hot dogs, crab cakes, chicken fingers and deli sandwiches. Kosher, vegetarian, vegan and gluten-free options are also available.


Other amenities in the arena include the private Owner's Club, the private Acela Club restaurant for club members, the Dewar's 12 Coaches Club, The Player's Club, The Clubhouse, The Monumental Theatre, The Greene Turtle Sports Bar & Grille, Team Store and VIDA Fitness and Bang Salon.

EXECUTIVE SUITES/PARTY PAVILION

A great way to enjoy events at Verizon Center is to entertain some friends and family or business associates in one of the 106 executive suites. The executive suites feature between 12 and 24 seats, a private seating area, refrigerator, a flat screen television and a private restroom. Additional VIP benefits for guests include membership to the Acela Club restaurant, early and late entry to events and access to premium food catering services by Levy Restaurants as they watch more than 220 sporting events and concerts held annually at Verizon Center.

The Captain Morgan Party Pavilion, overlooking the main floor of the arena, is another exciting option for entertaining up to 99 guests. The party pavilion features a glass-enclosed suite that can be customized for meetings and hospitality purposes and can be rented on an event-by-event basis. Entertaining can be broken down into a group of 34, 65 or 99 guests in the party pavilion. Premium catering and food service options are also offered by Levy Restaurants.

Verizon Center



HIGH-DEFINITION SCOREBOARD AND LINEAR LED BOARDS

Debating during the 2007-2008 season, the high-definition LED scoreboard was the first true indoor high-definition scoreboard of its kind for arenas. The center-hung scoreboard exclusively features the Diamond Vision LED Fascia, corner stat displays and video boards driven by ANC Sports' patent pending VisionSOFT operating system. Sitting at 14 feet 5 inches high by 25 feet 2 inches wide, the new scoreboard provides the highest clarity of all the action, including video playback, and exhibits more than 68 billion colors. The scoreboard features four 6 millimeter video screens, four 10 millimeter LED video matrixes measuring 5 feet by 25 feet, and two 20 millimeter LED rings. More than 1,000 feet of linear LED boards encompass the upper bowl of the arena, as well as 400 feet of LED boards surrounding the lower bowl of the arena with full motion signage. Four additional LED displays highlight the top corners of the arena offering animation, 3D graphics and advertisements.

BASKETBALL PRACTICE FACILITY

The Washington Wizards and the Washington Mystics have an NBA/WNBA regulation size practice court inside the arena where all team practices are held. Located on the event level, players have easy access to and from the court. The practice court is also used for special events such as large news conferences and receptions.

LOCKER ROOMS/DRESSING ROOMS

Backstage at Verizon Center are 10 dressing rooms, including the Wizards, Capitals, Mystics and Hoyas team locker rooms and NBA and NHL visitor's and officials locker rooms. The Wizards and Capitals locker rooms include a training room, steam room, hydrotherapy pool, team lounge and weight room.

OWNER'S CLUB

A premium benefit for VIP owner's seats full season-ticket holders is the Owner's Club. The club provides unlimited fine dining and a complimentary full-service bar in an ultimate setting. Accessible pregame, in-game and postgame for Wizards home games, the club provides sole access for the 16 owner's seats full season-ticket holders and Monumental Sports & Entertainment's ownership group and their guests.

ACELA CLUB RESTAURANT

The Acela Club is a sophisticated and energetic restaurant available for club members and their guests offering a five-star Chef's Table buffet and a full a la carte menu. The restaurant overlooks the court and the ice and combines gourmet dining with world-class service from Levy Restaurants. The Acela Club is also used for private events.

DEWAR'S 12 COACHES CLUB

Washington Wizards, Washington Capitals, Washington Mystics and Georgetown Hoyas Gold VIP ticket holders can enjoy the Dewar's 12 Coaches Club before, during and after games. Located on the event floor, this private lounge serves hors d'oeuvres and beverages in the perfect setting.

THE PLAYER'S CLUB

Located on the Lexus Suite Level, The Player's Club is a members-only club offering a unique blend of seating, fine dining, entertainment and separate meeting spaces. The 5,000 square-foot space features a plush décor with lavish wood finishes inclusive of a full-bar with top-shelf selections, a pool table, private chilled wine coolers, a fireplace, wireless Internet access, private restrooms, premium catering services and leather stadium seating. Membership to the club includes year-round access to the Washington Wizards, Washington Capitals, Washington Mystics and Georgetown Hoyas home games with views overlooking the arena bowl and the National Portrait Gallery located next door to Verizon Center.

THE CLUBHOUSE

The Clubhouse is located just inside Verizon Center's main lobby on F Street on the second floor. Open an hour before and an hour after events, The Clubhouse offers a relaxing atmosphere for drinks, appetizers and a main course.

THE MONUMENTAL THEATRE

A perfect setting for business meetings throughout the year and special events, the 100-seat Monumental Theatre is located on the fourth level of Verizon Center. The theatre-style room offers a large telescreen display for presentations and a full sound system.

THE GREENE TURTLE SPORTS BAR & GRILLE

Opening their first franchise location outside of the state of Maryland, The Greene Turtle Sports Bar & Grille is the perfect setting to catch a bite to eat and drink before, during or after a game or event at Verizon Center. Based out of Ocean City, Md., The Greene Turtle Sports Bar & Grille offers an appetite for all at an affordable price.

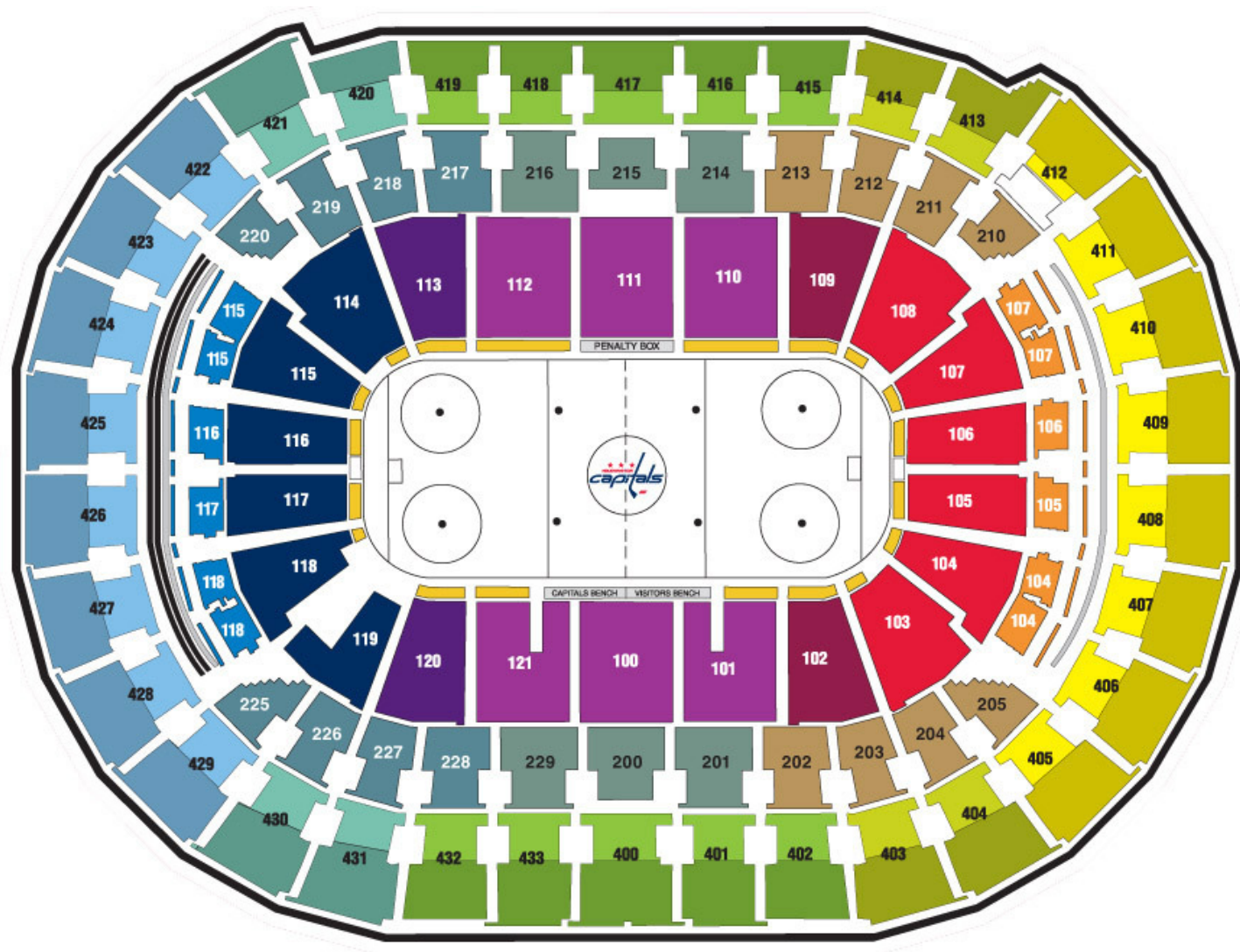
TEAM STORE

Team Store, located just inside Verizon Center's main lobby on F Street, is every patron's favorite place to shop. The store offers team merchandise for the Washington Wizards, Washington Capitals, Washington Mystics and the Georgetown Hoyas men's basketball team.

VIDA FITNESS AND BANG SALON

Located at the corner of Seventh and F Streets NW, VIDA Fitness is redefining fitness in Washington, D.C. The perfect place to work on your mind, body and spirit to achieve a fuller and more balanced life, VIDA Fitness offers a calming and rejuvenating space that incorporates all of the senses. The 28,000 square foot space brings state-of-the-art fitness equipment, group programming in yoga and pilates, mixed martial arts by Team Lloyd Irvin and two endless pools exclusive to the club. Bang Salon/Spa caps off the experience by offering cuts to color, facials to hair removal and a head-to-toe selection of salon and spa services including Japanese soaking tubs.

Verizon Center



SINGLE-GAME TICKET INFORMATION

For individual-game tickets please call 202-397-SEAT or order online at WashingtonCaps.com and Ticketmaster.com. You can also purchase in person at any Ticketmaster location or the Verizon Center Box Office.

TICKET PLAN AND GROUPS INFORMATION

For information on Caps ticket plans and group sales, please call 202.266.CAPS (2277) or visit WashingtonCaps.com

Verizon Center Box Office Hours:
Monday – Saturday, 10 am – 5:30 pm

Accessible seating info 202-661-5065; TTY 202-561-5066.

Kettler Capitals Iceplex



KETTLER CAPITALS ICEPLEX

The Washington Capitals ushered in a new era for the franchise in 2006 with the opening of Kettler Capitals Iceplex, a community ice rink in Arlington, Va., that serves as the Capitals' training facility and home to the team's administrative offices. The project, a joint venture between the Washington Capitals and Arlington County, is located on the eighth level of the parking garage attached to the Ballston Common Mall.

The 137,000-square-foot facility includes two NHL-size ice rinks with seating for approximately 1,200, office space, two pro shops, a snack bar, media facilities and additional space for special events. The 20,000-square-foot, state-of-the-art training center for the Capitals features a large weight and fitness room, extensive athletic-training and medical facilities, spacious locker-room and lounge areas, a theater-style classroom and a high-tech video room.

Kettler Capitals Iceplex will host Capitals training camp for the seventh year in 2013. It has also played host to six Capitals summer development camps and the unveiling of the team's new logos and jerseys in 2007.

The structure was built atop the existing seven-story public parking garage at the corner of North Glebe Road and North Randolph Street in the heart of Ballston. The \$42.8 million project, designed by Architecture Inc. of Reston, Va., included the addition of an eighth level of parking to the garage. Kettler Capitals Iceplex is the only rink in the United States built eight or more stories above street level.

The facility is the first indoor ice rink inside the Capitol Beltway in Virginia and just the second facility of its kind anywhere inside the Beltway (Ft. DuPont Ice Rink in D.C. is the other). With the Orange Line reaching the Ballston Metro Station nearby, Kettler Capitals Iceplex is the only community rink located on the Metrorail system.

The two ice sheets offer an estimated 12,000 hours of ice time per year for use by youth, high school and college hockey teams, figure skating, synchronized skating, recreational skating, learn-to-skate programs and hockey and broomball. The Washington Little Capitals, a top tier 1 program, play at the facility as well as the recently developed Capitals Academy Travel teams and Rooftop Hockey House League. At least 500 hours of ice time are donated by the Capitals to Arlington County to offer the economically disadvantaged and physically and mentally challenged members of the community an opportunity to use the facility.

Kettler Capitals Iceplex Quick Facts

Location: Arlington, Va.
Ice Sheets: Two, 200' x 85'
Square Footage: 137,000
Seating: Approx. 1,200
Project Cost: \$42.8 million
Architect: Architecture Inc.
General Contractor: Sigal Construction

Address

627 N. Glebe Rd. Suite 850
Arlington, VA 22203

For More Information

To learn more about public skating, hockey, broomball and other activities at Kettler Capitals Iceplex:

Visit: www.kettlercapitalsiceplex.com

Write: info@kettlercapitalsiceplex.com

Call: 571.224.0555

Directions

From Washington, D.C. – Take Constitution Ave. west, toward the Lincoln Memorial ... take I-66 West ... take exit 71/Glebe Rd. and take a left on to Glebe Rd. ... pass Wilson Blvd. and the rink is on the eighth level of the parking garage attached to Ballston Common Mall.

From National Airport – Take George Washington Parkway North toward Arlington ... take I-66 West ... take exit 71/Glebe Rd. and take a left on to Glebe Rd. ... pass Wilson Blvd. and the rink is on the eighth level of the parking garage attached to Ballston Common Mall.

From Dulles Airport – Dulles Toll Road (Rt. 267 East) to I-66 ... take I-66 East ... take exit 71/Glebe Rd. and take a right on to Glebe Rd. ... pass Wilson Blvd. and the rink is on the eighth level of the parking garage attached to Ballston Common Mall.

From BWI Airport – Take I-195 West to I-95 ... take I-95 South to the Capital Beltway (I-495) ... take I-495 West into Virginia ... take George Washington Parkway South ... take I-66 West ... take exit 71/Glebe Rd. and take a left on to Glebe Rd. ... pass Wilson Blvd. and the rink is on the eighth level of the parking garage attached to Ballston Common Mall.

From Metrorail – Kettler Capitals Iceplex is located two blocks from the Ballston stop on the Orange line ... Follow Stuart Street (or take the skywalk) to Ballston Common Mall and take the parking garage elevators to the eighth level.

OWNERSHIP & STAFF





Ted Leonsis

Founder, Chairman, Majority Owner and Chief Executive Officer Monumental Sports & Entertainment

Ted Leonsis is founder, chairman, majority owner and CEO of Monumental Sports & Entertainment, which owns and operates the Washington Capitals (NHL), Washington Wizards (NBA),

Washington Mystics (WNBA) and Verizon Center in downtown Washington, D.C. The partnership also operates Kettler Capitals Iceplex (the Washington Capitals' training facility and front office headquarters) and the George Mason University Patriot Center.

The company, which was formed in June 2010, serves a thriving regional sports community and is the only privately held company in a top-10 market to own and operate three professional sports teams and its arena. In January 2013 Monumental Sports & Entertainment launch Monumental Network, a digital platform that serves as the hub for the region's sports and entertainment news. Mr. Leonsis has owned the Washington Capitals since the spring of 1999, and in that timeframe the team has won six Southeast Division titles, a Presidents' Trophy and has recorded more than 180 consecutive sellouts at Verizon Center.

Mr. Leonsis serves on the board of governors for the NBA and NHL as well as the executive committee of the NHL.

AOL

During his almost 14-year career at AOL, Mr. Leonsis served as president of America Online Services Company, president of AOL Studios, president of AOL Web Properties, vice chairman and president of AOL Core Services, vice chairman and president of AOL Audience Business and vice chairman emeritus. The company recorded its greatest levels of innovation and growth under his leadership, and in May 2010 AOL named a central office tower The Leonsis Creative Center in his honor. Mr. Leonsis retired from active management of AOL in 2006.

Venture Capital Investor

Mr. Leonsis is a partner in the "speed-up capital" Revolution Growth Fund II. In a 25-year period he has personally made investments and owned equity in numerous companies, including Groupon, Google, AOL, Revolution Money, AddThis, Preview Travel (Travelocity), GridPoint, Mahalo, MobilePosse, ObjectVideo, SB Nation, Zedge, Tripotati, Personal, I-Village, Proxicom, ePals, SnagFilms, MediaBank, Two Harbors, Videology, Algentis, Social Radar and Forbes' Startle travel guide. Most recently he led the Revolution Growth investments in FedBid, Resonate Networks and Optoro.

Filmmaker and Digital Entrepreneur

Mr. Leonsis created and produced the award-winning film Nanking. The film premiered at the 2007 Sundance Film Festival and was awarded the Documentary Editors Award. The film went on to win the Peabody Award and the Emmy Award. The film was distributed theatrically, appeared on HBO and is one of the most viewed documentaries of all time because of its wide distribution in theater and on television throughout China. Mr. Leonsis also produced the documentary film Kicking It, which premiered at the 2008 Sundance Film Festival and aired on ESPN. He then produced A Fighting Chance, which aired on ESPN in 2010. In 2013 he produced Lost for Life, a documentary that explores juvenile offenders who have been sentenced to life without parole.

Mr. Leonsis is the founder, chairman and largest shareholder in SnagFilms, the web's leading online distribution channel for documentary and independent films. SnagFilms also owns and operates Indiewire, the leading site for news and information about independent and documentary films. SnagFilms has more than 4,000 films in its digital library, and its iPad app is a top 10 entrant in the entertainment category.

SnagFilms is available on 167 platforms and its films are available through more than 200,000 affiliate partnerships and on more than 1 billion pages around the web.

Board of Directors

Mr. Leonsis is an investor, former co-CEO and currently chairman of the board of directors of Groupon. He also serves on the board of directors at AddThis, where he served as chairman, and American Express, where he heads the technology and innovation committee. Mr. Leonsis is on the board of directors of Georgetown University, his alma mater, as well as Revolution Growth companies FedBid, Resonate and Optoro. He also serves on the charity boards of DC-CAP (District of Columbia College Access Program) and CSF – DC (College Success Foundation – District of Columbia). Previously he served on the board of directors at Rosetta Stone and Alcatel-Lucent.

Philanthropy

Through the Leonsis Foundation, his sports teams and the Monumental Sports & Entertainment Foundation, SnagFilms and his family's personal giving, more than 400 charities were served and supported during the last 12 months. Highlighted charities and causes include Best Buddies, DC Central Kitchen, See Forever Foundation, Venture Philanthropy Partners, Street Soccer USA, YouthAIDS, GlobalGiving.org, DC-CAP, D.C. College Success Foundation, Potomac School, Georgetown University, Children's Hospital, Potomac Valley Amateur Hockey Association, Salvation Army Angle Tree, Alliance for Lupus Research, Serve DC, Fort Dupont Ice Arena and Ice Hockey Club, USO of Metropolitan Washington, Capital Area Food Bank, Flashes of Hope, Inova Health System Foundation, UNICEF, obesity prevention and numerous local schools, cancer research and awareness programs.

Author

Mr. Leonsis has authored numerous books, including Blue Magic: The People, Power and Politics Behind the IBM PC and The Business of Happiness: 6 Secrets to Extraordinary Success in Work and Life.

Leonsis Facts

- * Blogs daily at Ted's Take
- * Purchased 100% of the Washington Capitals and 44% of the Washington Wizards and Verizon Center in 1999
- * Purchased control of the Washington Mystics in 2005
- * Acquired the remaining ownership stake in the Washington Wizards and Verizon Center in 2010
- * The Mystics finished first in the Eastern Conference following the 2010 regular season
- * Coined term "filmanthropy" to signify films that shine a light on important topics and activate charitable giving (2006)
- * Created a 101-item life-list following an early 1980s reckoning and has checked off 82 of the 101 things to do
- * Founder of the first new media company: Redgate Communications in 1986
- * Coined the phrase "New Rules – New Media" in 1987
- * Co-invented successful board game "Only in New York" (1983)
- * Founder of six personal computer magazines between 1981 and 1988
- * Served as mayor of Orchid, Fla. (1990-94)
- * Worked at Wang Laboratories and Harris Corporation early in career

Awards and Honors

- * Washington Business Man of the Year
- * Washingtonian of the Year
- * Top 10 Creative Executives in America
- * Top 20 Most Powerful People in Sports
- * Lowell (Mass.) High School Alumni Hall of Fame
- * Georgetown University John Carroll Award
- * No. 1 Sports Power Player in Maryland (PressBox)

Personal

- * Married to Lynn Leonsis; son, Zachary; daughter, Elle
- * Lives in Maryland and Nantucket



Dick Patrick

**Vice Chairman and Chief Operating Officer,
Monumental Sports & Entertainment, President, Washington Capitals**

Dick Patrick, along with Ted Leonsis, is one of the original partners in the group that became Monumental Sports & Entertainment. As the vice chairman and chief operating officer, Mr. Patrick assists Leonsis in all facets of owning three professional sports franchises – Washington Capitals, Washington Wizards and the Washington Mystics – and the management and operation of Verizon Center. Mr. Patrick has assumed responsibility for upgrading and improving the arena, which has seen changes designed to enhance the overall fan experience.

A mainstay for the Washington Capitals' franchise for more than two decades, the owner, president and alternate governor continues to lead the club with his tireless effort and intense desire to continue a family tradition – engraving the Patrick name onto the Stanley Cup.

For three generations the family name of Patrick has been synonymous with the sport of hockey and the National Hockey League. Patrick's grandfather, Lester Patrick, was the longtime coach and general manager of the New York Rangers. In his honor the Lester Patrick Trophy is awarded annually for "outstanding service to hockey in the United States." It was Lester who instilled in his family the desire to remain active in the advancement of the sport of hockey and the National Hockey League. Patrick's father, Muzz, and uncle, Lynn, both played on the 1940 New York Rangers team that captured the Stanley Cup. In October 2012, Dick Patrick was awarded the Lester Patrick Trophy for his contributions to hockey in the United States.

Patrick's cousin, Craig Patrick, played for the Capitals from 1977-79. He won two Stanley Cups as general manager of the Pittsburgh Penguins and was enshrined in the Hockey Hall of Fame in November 2001 in the "builder" category.

Before Patrick's arrival the Capitals never had advanced to postseason play. In his 30 seasons with the club, Washington has qualified for the playoffs 23 times – including the team's magical run to the Stanley Cup finals in 1998 and the Presidents' Trophy-winning club in 2009-10.

In addition to his commitment to the Capitals, Patrick previously served as co-chairman of the Washington, D.C., Division of the Fighting Blindness League. FBL, a charity event sponsored by the National Hockey League, benefits the Foundation Fighting Blindness in the fight against retinal degenerative diseases. Held in nine NHL cities on the eve of the Stanley Cup playoffs, FBL gives participants the chance to "own" an imaginary NHL franchise and participate in a rotisserie-style fantasy draft of NHL players.

Born in 1946 in Victoria, B.C., Patrick grew up in the United States. He earned his undergraduate degree from Dartmouth College and a law degree from the Washington College of Law at American University. He has developed commercial real estate in the Washington, D.C., area for more than 20 years and, while raising children who have skated within local youth hockey programs, he has been instrumental in increasing the Capitals' involvement in youth programs throughout the area.

Mr. Patrick, who joined the Capitals prior to the 1982-83 season, guides the team on a daily basis. The former chairman of the NHL Finance Committee, Mr. Patrick has been instrumental in the Capitals' long-term success as a franchise both on and off the ice. Mr. Patrick was a leader in the conception and development of the Kettler Capitals Iceplex, the team's state-of-the-art training center and office building that opened in 2006 in Arlington, Va.



Monumental Sports & Entertainment

Monumental Sports & Entertainment owns and operates three professional sports teams: the NBA's Washington Wizards, NHL's Washington Capitals and WNBA's Washington Mystics. Monumental, which merged Lincoln Holdings and Washington Sports and Entertainment on June 10, 2010, also owns and operates Verizon Center, the premier sports and entertainment venue in Washington, D.C. Additionally, the group operates Kettler Capitals Iceplex, the Capitals' state-of-the-art training facility in Arlington, Va., and George Mason University's Patriot Center, located in Fairfax, Va.

Monumental Sports & Entertainment operates in the nation's fifth-biggest media market and is one of the largest integrated sports and entertainment companies in the country with one of the most diverse partnership groups in all of sports.

Raul Fernandez

Vice Chairman, Monumental Sports & Entertainment

Raul Fernandez is the chairman of ObjectVideo, a private technology company that develops video analytics software for automated security surveillance. He is also a special advisor to General Atlantic Partners, a growth equity firm with more than \$17 billion under management. Mr. Fernandez founded Proxicom, an internet services company he started in 1991 with \$40,000 in savings. After taking Proxicom public in 1999 and growing his business to more than \$200 million in revenue, he sold it to Dimension Data in 2001. Mr. Fernandez also serves on the board of Liz Claiborne; TROW, a Toronto-based engineering and consulting firm; ValueOptions, the nation's largest independent behavioral healthcare company and Network Solutions, the leader in web-based domain name and related services.

Mr. Fernandez, a native Washingtonian, is an active philanthropist in D.C. regional non-profits, focusing his energy primarily on educational reform. In 2000, he co-founded Venture Philanthropy Partners, a philanthropic investment organization based in Washington, D.C. Mr. Fernandez sits on various non-profit boards, including America's Promise, the D.C. College Access Program (DCCAP), the D.C. Public Education Fund and the Fernandez Foundation. He holds a bachelor's degree in economics from the University of Maryland.

Sheila C. Johnson

Vice Chairman, Monumental Sports & Entertainment
President and Managing Partner, Washington Mystics

Sheila C. Johnson is a successful entrepreneur and impassioned philanthropist. As vice chairman of Monumental Sports & Entertainment and president and managing partner of the WNBA's Washington Mystics, she is the only African-American woman to have ownership in three professional sports teams, including the NBA's Washington Wizards and the NHL's Washington Capitals.

As CEO of Salamander Hotels and Resorts, a hospitality company she founded in 2005, Ms. Johnson oversees a growing portfolio of luxury properties, including three Florida golf and family resorts reaching from the Gulf to the Atlantic – Innisbrook Resort in Tampa Bay, Reunion Resort in Orlando, and Hammock Beach Resort in Palm Coast. Ms. Johnson's much anticipated equestrian-inspired and luxurious Salamander Resort & Spa made its debut in August 2013 in Middleburg, Va., right in the heart of Virginia's horse and wine country.

A founding partner of Black Entertainment Television, Ms. Johnson has long been a powerful influence in the entertainment industry. She has served as executive producer of four documentary films, including Kicking It, A Powerful Noise, She Is the Matador and The Other



City. She also helped finance the feature film The Butler, premiering in the fall of 2013.

A fervent supporter of education and the arts, she serves on the Board of Governors of Parsons The New School for Design in New York and is a member of the Leadership Council at Harvard Kennedy School's Center for Public Leadership (CPL). She is also a board member of the Sundance Institute and the ANNKA Foundation as well as founder and chair of the Middleburg Film Festival. In 2006 Ms. Johnson was named global ambassador for CARE, a leading humanitarian organization that combats global poverty by empowering women. Since 2011 she has served as a member of Accordia Global Health Foundation's International Council. Ms. Johnson is also a member of the Council on Foreign Relations and serves as strategic advisor to Multicultural and African-American Initiatives for the AOL Huffington Post Media Group.

An accomplished violinist, Ms. Johnson received a bachelor of arts in music from the University of Illinois as well as honorary degrees from numerous other institutions. A mother of two, she lives in Middleburg, Va., and is married to the Honorable William T. Newman Jr.

Monumental Sports & Entertainment Partners

Scott Brickman is CEO of The Brickman Group, the largest commercial landscape maintenance firm in the U.S. The company, which has more than 10,000 employees and more than 170 company-owned and operated branches serving 30 states, provides quality commercial landscape services to thousands of office parks, hotels, cemeteries, healthcare facilities, retail centers, homeowners associations and schools around the country. Joining the company in 1986, Mr. Brickman progressively advanced to oversee operations in their Northeast, Mid-Atlantic and Southeast division before being named CEO in 1998 at the age of 35.

Outside the company, Mr. Brickman has served as a board member and in an advisory capacity to many organizations, including Kellermeyer Building Services, ICON, Sequel Health Services and Kratos Global Strategies. He and his company have been the recipient of numerous awards, including Ernst and Young's Entrepreneur of the Year Award. The Brickman Group was recognized with the Society of Financial Professionals' National Capital Business Ethics Award. Mr. Brickman and his wife, Patrice, are involved in many philanthropic causes, including Neediest Kids and Visible Men, where Mr. Brickman sits on the Board, the National Center for Women and Children, Stepping Stones Shelter, the Barbara Bush Foundation Celebration of Reading and the Cystic Fibrosis Foundation.

Neil D. Cohen is the president and chief executive officer of District Photo Inc., which is the largest direct-to-consumer digital print, variable data printer and gift fulfillment service in the world. Mr. Cohen started with the company in 1976 and has been president and CEO since 1989. The company, which has facilities in Beltsville, Md., Chambersburg, Pa., Phoenix and Newton Abbott in the United Kingdom, provides services to most major on-line providers, major retailers and to its company-owned brands. Prior to the digital revolution, District Photo was the largest independent mail order and wholesale photo film processor in the United States and the United Kingdom.

Mr. Cohen, a native of Washington, D.C., is the past president of the Photo Marketing Association International. He is also involved in numerous business groups, including the World Presidents' Organization, and a wide range of philanthropic organizations serving children's needs, education, faith-based organizations and health-related causes, frequently holding committee or chair responsibilities in these groups.



Monumental Sports & Entertainment

Jack Davies was the founder and president of AOL International and now serves on the board of directors of Scholastic, the global children's publishing and media company. Prior to joining AOL in 1993, Mr. Davies was managing director of Citicorp's London-based consumer mortgage business after serving as vice president, Europe, for RCA Records. He began his career at General Electric where he held numerous senior consumer marketing positions. Mr. Davies earned an MBA in marketing (1973) and a bachelor's degree in political science (1972) from the University of Rochester.

Active in philanthropy in the D.C. area, Mr. Davies serves on a number of boards including the Board and Executive Committee of Venture Philanthropy Partners. In addition he is on the board of See Forever Foundation, CharityWorks and The Washington Scholarship Fund.

Richard D. Fairbank is founder, chairman and chief executive officer of Capital One Financial Corporation, a broadly diversified financial services company ranked 130th on the Fortune 500. Mr. Fairbank founded Capital One in 1988 based on his belief that the power of information, technology and testing could be harnessed to bring highly customized financial products directly to consumers. Headquartered in McLean, Va., Capital One is the seventh-largest bank in the United States, offering a broad spectrum of financial products and services to consumers, small businesses and commercial clients. With the company's newly acquired subsidiary, Chevy Chase Bank, F.S.B., Capital One has approximately 1,000 branch locations in New York, New Jersey, Louisiana, Texas, Maryland, Virginia and the District of Columbia. Additionally, Capital One has international businesses in the United Kingdom and Canada.

Capital One has been widely recognized for its entrepreneurial culture, progressive work place, and community engagement. Recently, Capital One has been named to: Fortune's 100 Best Companies to Work For, Fortune's 20 Great Employers for New Grads, BusinessWeek's Best Places to Launch a Career, Working Mother's 100 Best Companies and DiversityInc's Top 50 Companies for Diversity. Capital One also was named to Fortune magazine's list of Top Companies for Leaders, ranking second in North America and fifth globally. Under Mr. Fairbank's leadership, Capital One has demonstrated a strong commitment to philanthropy and volunteerism, supporting a number of area programs focused on community redevelopment and youth education, including DC Cares, the DC College Access Program and Junior Achievement. Mr. Fairbank has been recognized for his community and industry leadership, including his 2008 appointment to the President's Council on Service and Civic Participation. He also was honored as a 2008 Washington Business Hall of Fame Laureate and was named 2006 Banker of the Year by the American Banker. Mr. Fairbank holds an MBA from the Stanford Graduate School of Business and a bachelor's degree in economics from Stanford University.

Michelle DiFebo Freeman is the owner and an active board member of the Carl M. Freeman Companies, with offices in Olney, Md., and Fenwick Island, Del. The Freeman Companies has more than 60 years in a variety of real estate ventures, currently with special expertise in land acquisition, land planning, development and redevelopment for award-winning, amenity-rich residential communities and neighborhood shopping centers. Notable real estate developments and redevelopments by the Freeman Companies include Sea Colony, the Village at Bear Trap, Bayside (including a Jack Nicklaus Signature Golf Course) at the Delmarva Shore, The Tidewater Inn in Easton, Md., and Olney Village Center and Cabin John Center and Mall in Montgomery County, Md.

Ms. Freeman is also the founding president and chairman of the board of the Joshua M. Freeman Foundation. The Joshua M. Freeman Foundation was created in 2007 to conceptualize, construct and operate sustainable facilities that support the arts, the environment and athletic achievement. Ms. Freeman has also served as the president and chairman of the board of The Carl M. Freeman Foundation since 2007. Since 1960 The Carl M. Freeman Foundation has been proudly giving grants and guidance to hundreds of nonprofit organizations in Maryland, Virginia, Washington, D.C., Delaware and West Virginia. Ms. Freeman is a founding member of Venture Philanthropy Partners and is currently serving on the boards of The Washington National Opera, Charity Works and YouthAIDS.

Richard Kay is currently chairman of Sentrillion Inc., a "TS" (Top Secret) border security, cyber-security, information assurance and healthcare managed services company. He is the former founder, chairman and CEO of OTG Software, a data storage software company that he founded in 1992. OTG became the leader in online data storage solutions. OTG was acquired by Legato Systems in 2002 and Mr. Kay remained on the board of directors until the acquisition of Legato Systems by EMC in 2003.

Mr. Kay currently serves on the board of directors of the University of Maryland School of Engineering. He is a special partner with ABS Capital, a multibillion dollar equity investment firm focused on healthcare, IT and media companies. Mr. Kay is also an honorary member of the board of directors of Venture Philanthropy Partners. He and his family work closely with various charities.

Jeong H. Kim is the 11th president of Bell Labs, the communication industry's most heralded research organization. His background ranges from being a CEO of a high technology start-up to senior executive of a Fortune 500 corporation. Mr. Kim's early career encompassed computer design, satellite systems design and data communications and included seven years as a nuclear submarine officer in the U.S. Navy.

Mr. Kim holds a Ph.D. in reliability engineering from the University of Maryland, a master's degree in technical management and a bachelor's degree in electrical engineering and computer science from Johns Hopkins University. Mr. Kim currently serves on the boards of the Johns Hopkins University, Stanford University's Freeman Spogli Institute of International Studies, and Global Internet Ventures. He is a member of the National Academy of Engineering and the NASDAQ Listing and Hearing Review Council, and was named one of the 10 most influential Asian Americans in business for 2005 by the U.S. Pan Asian American Chamber.

Mark D. Lerner, representing members of the Lerner, Cohen, Tanenbaum family, is a principal owner of the Washington Nationals Baseball Club and a principal of Lerner Enterprises, a Rockville, Md., based real estate development, management and investment company founded in 1952 by his father, Ted Lerner. Lerner Enterprises' development activity is mainly concentrated in the Washington, D.C., metropolitan area.

Some of the company's major projects include White Flint, White Flint North, Washington Square at 1050 Connecticut Avenue, NW, 20 M Street, SE, 2000 Tower Oaks Boulevard, The Corporate Office Centre at Tysons II, Dulles Town Center, Fallsgrove Village Center and the Greenbelt Marriott Hotel, among many others. Mr. Lerner also has developed and manages many residential communities in the Washington, D.C., area. In addition, Lerner Enterprises is a partner in Chelsea Piers, a 30-acre sports and entertainment complex located on the Hudson River in New York City.

Mr. Lerner and his family have been involved in many worthwhile causes including the Charles E. Smith Jewish Day School, Hebrew University of Jerusalem, The George Washington University, Georgetown Day School, The Scleroderma Foundation of Greater Washington, Jewish Community Centers of Greater Washington and the District of Columbia, JCC Maccabi Games, The United States Holocaust Memorial Museum, Imagination Stage, ADL In Concert against Hate, YouthAids, Juvenile Diabetes, Junior Achievement, Food and Friends and the Washington Nationals Dream Foundation, among many others. He currently serves as a trustee of the Jewish Community Center of Greater Washington, a member of the board of Hillel at The George Washington University and on the advisory board of Israel Bonds.

Roger Mody is the founder and chairman of The Mody Foundation, whose goal is to provide higher education, health-based and athletics funding for economically disadvantaged inner-city children. Mr. Mody also is an associate publisher of Inc. Magazine and has been featured on CNN. He is the former chairman and CEO of SIGNAL Corporation, an information technology services company supporting the Federal Government. SIGNAL achieved revenue of \$300 million in 2002 with 2,200 employees. Mr. Mody sold the company to Veridian Corporation for \$227 million in 2002.

Monumental Sports & Entertainment



Mr. Mody and SIGNAL were the recipients of multiple industry and growth awards, including Ernst & Young High Technology Entrepreneur of the Year, KPMG Peat Marwick High Technology Entrepreneur of the Year, Small Business Administration (SBA) Entrepreneur and Business of the Year, Washington Technology Fast 50 Growth Award, Arthur Andersen's Best Practices Award for Exceeding Customer Expectations, Deloitte & Touches Fast 500 and Inc. 500, among others.

The Mody Foundation has been actively involved in the Washington-area philanthropic community with participation in numerous organizations, including Inova Fairfax Hospital pediatric heart program, St. Jude's Children's Research Hospital, Juvenile Diabetes Research Foundation, The Orphan Network, National Multiple Sclerosis Society and the Easter Seals. The Mody Foundation also has supported Cardinals AAU Basketball, Alexandria Rising Stars Basketball, Joe Gibbs' Youth For Tomorrow and The Good Samaritan Foundation. Mr. Mody was a charter member of the Washington Redskins Leadership Council and served as chairman of Washington's 2003 Fight Night, which raised a then record \$2 million for the Fight for Children organization.

Anthony Nader is president and chief executive officer of NEW Customer Service Companies, a unit of NEW Asurion Corporation. Under his leadership, NEW has grown to be the leading global provider of extended service plans for the consumer electronics and appliance industries. NEW was the first company of its type to receive a JD Power Certification; it was recently recognized by the Washington Business Journal as one of the top 50 places to work.

Mr. Nader is involved in a number of philanthropic, business and community organizations, including the Inova Health System Foundation Board, where he is past chairman, and the Inova Health System Board of Trustees. He is a member of Venture Philanthropy Partners, The Economic Club of Washington, D.C., and the Young Presidents Organization, a Partner in the Washington Nationals Baseball Club and a principal in SWaN Investors. He is a graduate of John Carroll University and holds an MBA in finance from the Weatherhead School of Management at Case Western Reserve University. Mr. Nader, his wife, Annette, and their three children live in Northern Virginia.

Fredrick D. Schaufeld is managing director of SWaN Investors. SWaN has 20 widely diversified investments, including growth oriented companies, domestic and international real estate ventures and the Washington Nationals Baseball Club. Mr. Schaufeld is also founder and chairman of NEW Customer Service Companies and vice chairman of its parent company, NEW Asurion Corporation, the world's leading consumer product protection administrator. Mr. Schaufeld was a founder of the Service Contract Industry Council (SCIC) and with his wife, Karen Schaufeld, authored its first model law, a derivation of which was adopted by most states. Prior to founding NEW, Mr. Schaufeld worked in the live talent industry.

Mr. Schaufeld is active on a number of corporate and philanthropic boards, including CustomInk.com; Loudoun Country Day School, where he is currently board chairman; Fight For Children; One Voice Movement; and the Washington Nationals Youth Baseball Academy. He is a member of Venture Philanthropy Partners and the Young Presidents' Organization. Mr. Schaufeld is a graduate of Lehigh University and has three children.

Earl Stafford is the chairman and CEO of The Stafford Foundation, which is a faith-based, nonprofit organization that supports more than 30 nonprofits that provide services to the disadvantaged and underserved and helps them to improve their lives and become self-reliant. The foundation created and funded The People's Inaugural Project, which brought hundreds of disadvantaged Americans from across the country to witness and participate in the inauguration of President Obama. The foundation also established the Doing Good campaign with Dr. Bill Cosby's endorsement. The campaign is designed for people who are seeking ways to help others become self-sufficient so that they may in turn

help others who are underserved. Mr. Stafford is the former chairman and CEO of UNITECH, a technology solutions company that developed advance distributed training programs, training simulation systems and homeland security solutions for the Federal Government.

Mr. Stafford enjoyed a distinguished career in the U.S. military, including serving as the assistant Air Force liaison officer to the Federal Aviation Administration where he was responsible for ensuring Department of Defense initiatives and programs which were integrated into the FAA's National Airspace System modernization effort. He currently serves on the boards of the Joint Center for Political and Economic Studies, Drexel University, Wesley Theological Seminary, Venture Philanthropy Partners and Business Executives for National Security.

George P. Stamas is a senior partner in the Washington and New York offices of the international law firm Kirkland & Ellis LLP. A graduate of the Wharton School of the University of Pennsylvania (1973) and the University of Maryland Law School (1976), Mr. Stamas began his career as a special counsel in the Enforcement Division of the Securities and Exchange Commission.

He has been listed in Chambers USA: America's Leading Lawyers and Best Lawyers in America for many years and was previously named by The American Lawyer as one of the leading 45 lawyers in America under the age of 45.

Mr. Stamas was the former vice chairman of the board of Deutsche Banc Alex Brown, Inc., a founding board member of FTI Consulting (NYSE), and also serves on the boards of NexCen Brands, Inc., Gridpoint Technologies, Medicity, Inc., and MidOcean Partners. He is also a venture partner of New Enterprise Associates and is active in numerous local and national civic affairs. In addition to being a member of the Council on Foreign Relations, he is on the board of the Shakespeare Theatre Company, Leadership 100, Caves Valley Golf Club, the Baltimore Orioles, and is an Archon of the International Order of St. Andrew.

Cliff White was a founding partner and the financial architect of NEW Customer Service Companies Inc., the nation's leading provider of extended-service plans and buyer-protection programs for consumer products. Founded in 1983 with headquarters in Sterling, Va., NEW provides award-winning post-sale consumer care for leading retailers, consumer service providers, wireless carriers and financial services firms in the United States, Canada, China, Japan, Turkey and the United Kingdom.

A graduate of Lehigh University, Mr. White started his career as a CPA with Deloitte Haskins & Sells in New York City. There he was responsible for managing the field work on the Bank of New York and Mitsubishi International Corporation audits. Currently he and two other founding members of NEW are partners in SWaN Investors, a diversified private investment fund with more than 20 investments, including the Washington Nationals Baseball Club.

He is active on the Board of the Community Foundation of Montgomery County, where he and his wife, Debbie, have a family fund. Mr. White is also on the foundation's Sharing Montgomery Grants Committee and is a founder and co-chair of the foundation's Neighbors in Need Montgomery Fund, which assists those in the county who are in dire need of housing, food and employment. The Whites also are donors in Venture Philanthropy Partners, an innovative philanthropic organization that makes investments in high-performing nonprofit organizations that serve children and youth of low-income families in the National Capital region. In addition, Mr. White is the treasurer of St. Dunstan's Episcopal Church in Bethesda, Md.



George McPhee

Vice President and General Manager

In 16 years as vice president and general manager of the Washington Capitals, George McPhee has overseen the club's development with an emphasis on scouting, drafting, coaching and building from within. McPhee has provided solid direction for the Capitals franchise by

instituting a team-first philosophy that has extended from his hockey operations staff to the players on the ice. McPhee has led a Capitals organization that has grown from a lottery team to Southeast Division champions in five of the last six seasons and the Presidents' Trophy winners in 2009-10.

In 2012-13, the Capitals clinched their sixth-straight playoff berth, marking the longest streak of playoff appearances in franchise history since their 14-straight postseason trips from the 1982-83 season through 1995-96. The streak of six straight playoff appearances is tied for the fourth-longest active playoff streak in the NHL.

During the 2010-11 season, the Capitals finished as the top seed in the Eastern Conference in back-to-back seasons for the first time in franchise history. Their 107 points tied for the third-highest total in team history and marked the third straight season that the Capitals have reached the 100-point plateau.

Named the fifth general manager in team history June 9, 1997, McPhee found immediate success with the Capitals while engineering the club's first trip to the Stanley Cup Finals in his first season (1997-98). Under his leadership the team has claimed seven Southeast Division championships (1999-00, 2000-01, 2007-08, 2008-09, 2009-10, 2010-11 and 2012-13), seven 40-or-more win seasons (1997-98, 1999-00, 2000-01, 2007-08, 2008-09, 2009-10 and 2010-11) and set a club record for wins and points (2009-10).


In efforts to further cultivate the Capitals as a competitive and progressive franchise, McPhee has stressed the growth of the Washington organization through scouting, coaching, amateur

drafts, free agency, trades and minor-league development. These focus points have resulted in 15 first-round draft picks during the last 10 years, the most of any NHL team, including the No. 1 overall pick in 2004, Alex Ovechkin, the league's only active three-time MVP. Capitals prospects have enjoyed tremendous success as well, leading the Hershey Bears of the American Hockey League to the 2006, 2009 and 2010 Calder Cup championships and four appearances in the Calder Cup finals in a five-year span.

Prior to joining the Capitals, McPhee spent five seasons as the vice president and director of hockey operations as well as alternate governor for the Vancouver Canucks, assisting then general manager Pat Quinn with all hockey-related matters. In his time with the Canucks, the team enjoyed four trips to the playoffs, a division championship and a trip to the 1994 Stanley Cup Finals.

McPhee began his playing career in his hometown of Guelph, Ont., with the Ontario Junior Hockey League's Guelph Platers, leading them to the 1978 Centennial Cup, Canada's Tier II championship. Following his stint with the Platers, McPhee attended Bowling Green State University of the Central Collegiate Hockey Association, where he became one of college hockey's most decorated players. A four-year letterwinner from 1978-82, he was the recipient of the 1982 Hobey Baker Memorial Award, given to the top player in college hockey. His other accolades included a first-team All-CCHA selection in 1982, second-team All-CCHA honors in 1979 and 1981 and his selection as the CCHA's Rookie of the Year in 1979. Earning a degree in business, he became the first player to be named to the CCHA All-Academic Team in three consecutive seasons.

Upon the completion of his college career, McPhee signed as a free agent with the New York Rangers and started his NHL career during the 1982 Stanley Cup playoffs. Following his seven-year playing career with the Rangers and New Jersey Devils, McPhee earned his law degree from Rutgers University in 1992.





Brian MacLellan

Assistant General Manager, Player Personnel

Brian MacLellan is in his 13th season with the Washington Capitals and seventh as the team's assistant general manager, player personnel. MacLellan, who served as a pro scout for the Capitals from 2000-03 and then was promoted to director of player personnel, assists and advises vice president and general manager George McPhee in all player-related matters. MacLellan also oversees the club's professional scouting staff and works closely with the team's American Hockey League affiliate, the Hershey Bears, who won the Calder Cup in 2006, 2009 and 2010.

MacLellan, who won a Stanley Cup with the Calgary Flames in 1989, had a 10-year NHL career in which he skated for the Los Angeles Kings, New York Rangers, Minnesota North Stars,

Flames and Detroit Red Wings. A forward who played 606 NHL games, MacLellan recorded 172 goals, 241 assists and 413 points. MacLellan also won a silver medal with Team Canada at the 1985 World Championship in Prague.

The Guelph, Ontario, native played hockey at Bowling Green State University from 1978-82, where he graduated with a bachelor of science in business administration. In 1982, he was named an All-American defenseman and First-Team All-CCHA. MacLellan earned his MBA in finance from the University of St. Thomas in 1995 and went on to work for an investment consulting firm in Minneapolis before joining the Capitals as a pro scout.



Don Fishman

Assistant General Manager, Director of Legal Affairs

Don Fishman is in his ninth season with the Washington Capitals and seventh as assistant general manager and director of legal affairs. In this role, he assists vice president and general manager George McPhee with all aspects of the hockey operations department. Fishman manages the player contract negotiation process with all Capitals' NHL and minor league players (entry level players/rookies, restricted free agents, and unrestricted free agents) and is responsible for managing the team's salary cap. He handles player contract research and analysis, negotiation with player agents, the salary arbitration process, salary cap analyses of other NHL teams, and interpretation of NHL/NHLPA Collective Bargaining Agreement (CBA).

Fishman, who spent two seasons as director of legal affairs and hockey administration before his appointment to assistant general manager, also assists with other aspects of the Capitals hockey operations department, such as NHL regular season and preseason scheduling, department staff issues, and department budgeting. Fishman handles loans and recalls to and from Washington's minor league affiliates Hershey (AHL) and Reading (ECHL) as well as negotiating the Capitals' affiliation agreements with such organizations. In addition, Fishman

handles legal matters relating to other departments of the Capitals organization and the Kettler Capitals Iceplex, Arlington, Va. and his "capology" session for fans is an annual fixture at the Capitals Convention (2009, 2010 and 2011). Fishman worked with the Hershey Bears and the Norfolk Admirals to bring the two teams to Washington for the "AHL Showcase" game at Verizon Center in December 2012, the first AHL game in Washington in more than 30 years.

Prior to joining the Capitals, Fishman served as general counsel of two Washington, D.C., city government agencies, the Office of Cable Television and the Department of Parks and Recreation. In his role with District government, he worked as part of the local host committee that successfully bid for the 2009 NCAA Men's Hockey Frozen Four, held at Verizon Center in April 2009. Fishman also worked as a corporate and communications lawyer in Washington and Los Angeles with Latham & Watkins and Ervin, Cohen & Jessup.

Fishman, a native Washingtonian, graduated from Harvard College, where he served as the radio voice of Harvard hockey, and UCLA School of Law.



Ross Mahoney

Director of Amateur Scouting

In his 16th year as director of amateur scouting, Ross Mahoney is responsible for all of the Capitals' selections at the NHL Entry Draft as well as overseeing the organization's amateur scouting staff.

Prior to joining the Capitals, Mahoney was a scout with the Buffalo Sabres and Vancouver Canucks. He has coaching experience with the University of Regina, the Western Hockey League's Regina Pats and at the international level. He coached Canada's elite under-17 program in two World Championships. In 1995 he coached Team Saskatchewan to the gold medal at the Canadian Winter Games.

Mahoney earned a degree in education from the University of Regina, where he played hockey for the Cougars. After graduating he spent 17 years as a teacher.

Mahoney played junior hockey for the Tier II Regina Pat Blues and the Regina Pats in the WHL. He also played four years at the University of Regina, helping lead his team to two national finals. Mahoney was inducted in the Saskatchewan Sports Hall of Fame in 1999.



Adam Oates

Head Coach

Adam Oates is entering his second season as the head coach of the Washington Capitals. Oates, 51, became the 16th head coach in Washington Capitals history on June 26, 2012, and led the Capitals to the 2012-13 Southeast Division title. Oates became the 22nd rookie coach to win

a division title since 1969-70, guiding Washington to a record of 27-18-3.

Oates played 19 seasons in the NHL from 1985-2004, appearing in 1,337 games and collecting 1,420 points (341 goals, 1,079 assists) with Detroit, St. Louis, Boston, Washington, Philadelphia, Anaheim and Edmonton. He was named to the Hockey Hall of Fame on June 26, 2012, the same day he was named Washington's head coach, becoming the sixth former Capital to be named to the Hall of Fame. In NHL history only Wayne Gretzky, Bobby Orr and Mario Lemieux averaged more assists per-game than Oates. During the 1990's only Gretzky (662) recorded more assists than Oates (636).

The Weston, Ontario, native ranks sixth all-time in assists and 16th all-time in points in NHL history. Oates ranks 25th in NHL history in playoff points, having recorded 156 points (42 goals, 114 assists) in 163 career playoff games. The former center led or was tied for the league lead in assists three times in his career (1992-93, 2000-01 and 2001-02) and ranked in the top-10 in assists in 12 of his 19 seasons. Oates was named an NHL All-Star five times (1991-94 and 1997) and was a six-time Lady Byng finalist during his career (runner-up in four straight seasons).

Oates played in 387 games for the Capitals from 1996-2002, compiling 363 points (73 goals, 290 assists). He ranks 18th in scoring and 10th in assists among all players in the Capitals history. Wearing No. 77 for the Capitals, Oates was an alternate captain during the 1997-98 season before serving as the team's captain from 1999-01. Oates joins Mike Gartner (2001), Rod Langway (2002), Larry Murphy (2004), Scott Stevens (2007) and Dino Ciccarelli (2010) as Capitals in the Hockey Hall of Fame. In addition, radio voice Ron Weber and former Washington Times beat writer Dave Fay are also enshrined in the Hockey Hall of Fame.



Adam Oates became the 16th head coach in Capitals history on June 26, 2012, the same day he became the sixth former Capital to be named to the Hockey Hall of Fame.

Oates was originally signed as an un-drafted free agent by the Detroit Red Wings on June 28, 1985, after spending four seasons with R.P.I. of the NCAA. After stints in Detroit, St. Louis and Boston, he was traded to Washington by Boston with Bill Ranford and Rick Tocchet for Jim Carey, Anson Carter, Jason Allison and Washington's 3rd round choice (Lee Goren) in the 1997 Entry Draft, March 1, 1997. After playing parts of six seasons with the Capitals, including the team's run to the 1998 Stanley Cup final, Oates was traded to Philadelphia by Washington for Maxime Ouellet and Philadelphia's 1st (later traded to Dallas - Dallas selected Martin Vagner), 2nd (Maxime Daigneault) and 3rd (Derek Krestanovich) round choices in the 2002 Entry Draft, March 19, 2002. Oates spent time with Philadelphia, Anaheim and Edmonton before his retirement on April 3, 2004.

Oates joined the Tampa Bay Lightning as an assistant coach for the 2009-10 season, helping the team go 34-36-12. He joined the New Jersey Devils staff the following season as the Devils went 38-39-5. In 2011-12, Oates helped the Devils finish with a record of 48-28-6 as New Jersey reached the Stanley Cup final for the first time since 2003.



Adam Oates

Career Coaching Record

			Regular Season							Playoffs			
Season	Team	League	GP	W	L	T	OT	Pts	Pct	GP	W	L	Pct
2009-10	Tampa Bay*	NHL	82	34	36	0	12	80	.488	-	-	-	-
2010-11	New Jersey*	NHL	82	38	39	0	5	81	.494	-	-	-	-
2011-12	New Jersey*	NHL	82	48	28	0	6	102	.622	24	14	10	.583
2012-13	Washington	NHL	48	27	18	0	3	57	.594	7	3	4	.429
NHL TOTALS			48	27	18	0	3	57	.594	7	3	4	.429

* Assistant Coach

Career Playing Record

		Regular Season					Playoffs				
Season	Team	GP	G	A	Pts	PIM	GP	G	A	Pts	PIM
1985-86	Detroit	38	9	11	20	10	-	-	-	-	-
1986-87	Detroit	76	15	32	47	21	16	4	7	11	6
1987-88	Detroit	63	14	40	54	20	16	8	12	20	6
1988-89	Detroit	69	16	62	78	14	6	0	8	8	2
1989-90	St. Louis	80	23	79	102	30	12	2	12	14	4
1990-91	St. Louis	61	25	90	115	29	13	7	13	20	10
1991-92	St. Louis	54	10	59	69	12	15	5	14	19	4
1991-92	Boston	26	10	20	30	10	4	0	9	9	4
1992-93	Boston	84	45	97	142	32	13	3	9	12	8
1993-94	Boston	77	32	80	112	45	5	1	0	1	2
1994-95	Boston	48	12	41	53	8	5	2	5	7	2
1995-96	Boston	70	25	67	92	18	-	-	-	-	-
1996-97	Boston	63	18	52	70	10	-	-	-	-	-
1996-97	Capitals	17	4	8	12	4	-	-	-	-	-
1997-98	Capitals	82	18	58	76	36	21	6	11	17	8
1998-99	Capitals	59	12	42	54	22	-	-	-	-	-
1999-00	Capitals	82	15	56	71	14	5	0	3	3	4
2000-01	Capitals	81	13	69	82	28	6	0	0	0	0
2001-02	Capitals	66	11	57	68	22	-	-	-	-	-
2001-02	Philadelphia	14	3	7	10	6	5	0	2	2	0
2002-03	Anaheim	67	9	36	45	16	21	4	9	13	6
2003-04	Edmonton	60	2	16	18	8	-	-	-	-	-
NHL TOTALS		1,337	341	1,079	1,420	415	163	42	114	156	66
Capitals Totals		387	73	290	363	126	32	6	14	20	12



Adam Oates (middle) played in his 1,000th NHL game while with Washington on Dec. 22, 1999. He was honored by Ted Leonsis (left), Dick Patrick (right) and the Washington Capitals at MCI Center.



Adam Oates helped guide the Capitals to the 2012-13 Southeast Division title in his first season as a head coach in the NHL.



Oates was inducted into the Hockey Hall of Fame on Nov. 12, 2012, in Toronto.



Calle Johansson

Assistant Coach

Calle Johansson returns to the Capitals for his second season as an assistant coach.

Johansson, 45, holds the record for the most games played as a Washington Capital, appearing in 983 games with Washington from 1989-2003. Johansson holds Washington records for points (474) and assists (361) by a defenseman and ranks third in goals (113) all-time. He was an alternate captain with Washington during the 1998-99, 1999-00 and 2002-03 seasons. Johansson along with current Capitals head coach Adam Oates and associate goaltending coach Olie Kolzig, played for the Capitals team that reached the 1998 Stanley Cup finals. He helped the Capitals reach the playoffs in 11 of his 15 seasons with Washington and holds franchise playoff records for games played (95) and points (54) by a defenseman.

The Goteberg, Sweden, native played in 1,109 career NHL games, collecting 535 points (119 goals, 416 assists) and 519 penalty minutes. Johansson was originally drafted by the Buffalo Sabres in the first round (14th overall) of the 1985 NHL Entry Draft and was traded to Washington on March 7, 1989, with a second-round pick (Byron Dafoe) in the 1989 draft for Clint Malarchuk, Grant Ledyard and Washington's sixth choice in the 1991 NHL Entry Draft. The 5'11", 203-pound blueliner played for Buffalo and Washington before retiring on August 7, 2003. Johansson worked briefly as a scout for the Capitals before coming out of retirement to play for the Toronto Maple Leafs at the end of the 2003-04 season. He appeared in eight regular-season games (collecting six assists) and four playoff games before retiring at the end of the season.

Johansson represented Sweden at numerous international tournaments, including the 1983 and 1984 (gold medal) European Junior Championships, the 1986 and 1987 (bronze medal)



World Junior Championships, the 1991 Canada Cup, the 1991 (gold medal) and 1992 (gold medal) World Championships, the 1996 World Cup of Hockey and the 1998 Winter Olympics in Nagano, Japan.

Following his playing career, Johansson became a color commentator and provided analysis for Swedish television for both the Swedish Elite League (SEL) and the NHL. He was an assistant coach for Frolunda of the SEL during the 2006-07 season before returning to broadcasting.



Blaine Forsythe

Assistant Coach

Blaine Forsythe enters his eighth season with Washington and his fifth as an assistant coach.

Forsythe joined the Capitals as a video coach prior to the 2006-07 season and was an integral member of the Capitals staff that helped lead the Capitals to the 2007-08 Southeast Division championship.

Forsythe was promoted to a position as an amateur scout in 2008-09 before returning to D.C. In his first season back as an assistant coach and leading the team's video coaching operations, the Capitals won the Presidents' Trophy and the Southeast Division championship.

Prior to joining the Washington organization, the Calgary, Alberta, native worked for the Calgary Hitmen from 1998-2006, where he served as both an assistant general manager (1998-2006) and an assistant coach (2002-06). Forsythe helped lead Calgary to a WHL championship in 1999.

Forsythe received a business degree from the University of Minnesota and played Division II hockey at the University of Minnesota, Crookston. He played junior hockey with the CJHL's Pembroke Lumber Kings in Pembroke, Ontario.



Olie Kolzig

Head Goaltending Coach

Olie Kolzig returns to the Capitals for his third season and his first season as the head goaltending coach. Kolzig served as the Capitals' associate goaltending coach from 2011-13.

Kolzig, a 15-year NHL veteran, played for Washington and Tampa Bay and was a member of the Toronto Maple Leafs, but never played for them. He played a total of 719 games, 711 of those with Washington, before he retired in September 2009.

During his time with the Capitals, Kolzig garnered almost every all-time Capitals goaltending record, including games played, wins (301), shutouts (35), and minutes (41,259) and ranks fourth (minimum 3,000 minutes played) in goals-against average (2.70) and third in save percentage (.906). In terms of single-season records, Kolzig leads in games (73), minutes (4,371), wins (41) and is second (minimum 1,200 minutes) in goals-against average (2.20), save percentage (.920) and shutouts (6).

A former Capitals first-round draft pick (19th overall) in the 1989 NHL Entry Draft, Kolzig helped guide Washington to its only Stanley Cup Final in 1998. The Johannesburg, South Africa, native was awarded the 2000 Vezina Trophy, presented to the league's top goalie, and was named the 2005-06 King Clancy Memorial Trophy winner, awarded to the player who best exemplifies leadership qualities on and off the ice and who has made a significant humanitarian contribution to his community. Kolzig was named to two NHL All-Star Teams (1998 and 2000) as a member of the Capitals, and was a three-time Olympian as a member of the German Olympic Team in 1998, 2002 and 2006.



During his final season with Washington in 2007-08, Kolzig was teammates with several current Capitals, including captain Alex Ovechkin, Nicklas Backstrom and Mike Green.

Kolzig is co-owner of the Tri-City Americans of the Western Hockey League and founder of the Carson Kolzig Foundation and Athletes Against Autism.

He and his wife Christin have three children, a son Carson and two daughters, Kendall and Ashlyn.



Scott Murray

Associate Goaltending Coach

Scott Murray joins the Capitals organization after spending the past five seasons as the goaltending coach for the Sudbury Wolves of the Ontario Hockey League. In addition, Murray spent the past two years working with goaltenders at RHP Training Facility - a yearlong

goaltending development program in Sudbury which he co-owns. Murray, 35, played college hockey at Lake Superior State University. The St. Clements, Ontario, native also played for the

San Angelo Saints (Central Hockey League) and Motor City Mechanics (United Hockey League) during his professional career.

He and his wife Renee have three children, a son Tylar and two daughters, Ella and Liv.



Brett Leonhardt

Video Coach

Brett Leonhardt returns to the Capitals for his second season as the team's video coach.

Leonhardt spent two seasons in the NHL office in Toronto as their video manager for hockey operations beginning in

2011. In his role he was responsible for breaking down and handling all video for rule changes, video reviews, officiating issues and more.

Prior to his time with the NHL, Leonhardt received a Bachelor of Arts in Communications and Media Arts at Neumann University and was a recipient of the John A. Phillips Scholar-Athlete Award as well as the John Facenda Award for excellence in communication arts. He played hockey collegiately at both Neumann University and Oswego State University after spending three seasons playing for the Cambridge Winterhawks of the GOJHL.

Leonhardt was born in Kitchener, Ontario.



Mark Nemish

Strength and Conditioning Coach

Mark Nemish is entering his seventh season as Strength and Conditioning Coach with the Washington Capitals. Nemish is responsible for the team's overall strength and conditioning programs and plays an important role in the planning and implementation of the off-season conditioning programs of all players in the organization. In addition, he works directly with Capitals athletic trainers Greg Smith and Ben Reisz and team doctors in the rehabilitation of all injured players.

Nemish joined the Capitals during the time he owned and operated Dynamic Sports Performance training center in Ashburn, Va. Prior to moving to Virginia, Nemish spent six seasons as the strength and conditioning coach for the Nashville Predators.

A native of Winnipeg, Manitoba, Nemish received his Master of Science degree in exercise science from the University of North Dakota in Grand Forks in 1996.

Nemish, an avid golfer, resides in Round Hill, Virginia with his wife Tammy and their two children, Kendall and Kailani.



Greg Smith

Head Athletic Trainer

Greg Smith returns for his 14th season with the Washington Capitals and his 18th season in professional hockey as Head Athletic Trainer. Smith joined Washington in 1999 after spending two seasons as head athletic trainer with the Mighty Ducks of Anaheim.

Prior to his stint in Anaheim, Smith was the head athletic trainer with the American Hockey League's Baltimore Bandits. Smith has gained international experience in his career, having served as athletic trainer for Team USA at the 1998 and 2004 (bronze medal winning team) World Hockey Championship.

A native of Bowie, Maryland, Smith received his bachelor's degree in physical education from Salisbury State University with a concentration in both special education and athletic training. He went on to earn a master's degree in athletic training and an associate's of applied science/physical therapy at California University of Pennsylvania. Smith also earned his master's in sports science from the International Sports Science Association. In addition to his duties with the Capitals, Smith also operates Professional Sportscare & Rehabilitation, a group of physical therapy clinics in the Washington, D.C. area. He began his professional hockey career as an athletic trainer intern with the Capitals during the 1994-95 season.



Ben Reisz

Assistant Athletic Trainer

Ben Reisz enters his seventh season with the Washington Capitals as Assistant Athletic Trainer.

Reisz, 29, joined the Capitals during the 2007-08 season after spending time with Professional Sport Care and Rehab Center as an athletic trainer.

A native of Baltimore, Maryland, Reisz earned his Bachelor of Science degree in Athletic Training from James Madison University.



Curt Millar

Massage Therapist

Curt Millar enters his 21st season with the Capitals as Massage Therapist. Millar is responsible for working with the team's players on improving flexibility and working with and helping to prevent soft-tissue injuries.

Millar, a certified massage therapist with a specialty in sports massage, received a Bachelor of Science degree in Criminology from American University and attended the Potomac Myotherapy Institution in Washington, D.C.

A Washington, D.C. native, Millar resides in Sunset Beach, N.C. during the offseason with his wife, Sharon. They have three children, Jason, Jennifer (who are twins) and Kevin and are the proud grandparents of three grandsons, Alec, Dominic and Nicolas.



Brock Myles

Head Equipment Manager

Brock Myles is entering his eighth season as Head Equipment Manager with the Washington Capitals. Myles joined the Capitals after spending eight seasons in the American Hockey League (AHL), where he served as the head equipment manager for both the Portland Pirates (2001-2006) and the Louisville Panthers (1999-2001). Prior to his stint in the AHL, Myles worked as the head equipment manager for the Port Huron Border Cats and the Detroit Falcons of the United Hockey League (UHL).

Myles received his degree in sports administration from Durham College in Oshawa and Sports Equipment and Business from Humber College in Toronto. Myles, a native of Chesley, Ontario, became a United States citizen in July 2013. He resides in Alexandria, Va., with his wife Shannon, and their two children. Myles enjoys golf and traveling and is a member of the Society of Professional Hockey Equipment Managers (SPHEM).



Craig Leydig

Assistant Equipment Manager

Craig Leydig enters his 25th season with the Washington Capitals as Assistant Equipment Manager.

During his tenure with the Capitals, Leydig received numerous professional honors. Leydig oversaw the locker room operations in the 2009 NCAA Frozen Four Tournament in Washington, D.C. and represented the team in the 1999 NHL All-Star Game in Tampa Bay, Florida. Leydig joined the Capitals from the New York Islanders, where he served one season as the assistant athletic trainer.

A native of Washington, D.C., Leydig, who is certified in Advanced First Aid and CPR, attended Prince George's Community College in Maryland.



Dave Marin

Equipment Assistant

Dave Marin returns for his sixth year with the Washington Capitals and third season as the Equipment Assistant.

Marin splits his duties between assisting the Capitals equipment staff with the day-to-day equipment and locker room maintenance, and serving as the visiting dressing room manager. A native of Alexandria, Va., Marin manages the visiting team equipment upon arrival and assists the visiting team's equipment manager with all of his needs while in town.


Prior to joining the Capitals, Marin spent two years as assistant equipment manager with the Columbia Inferno of the East Coast Hockey League (ECHL).

Hockey Operations

SCOUTING STAFF



Jason Fitzsimmons
Pro Scout



Chris Patrick
Pro Scout



Martin Pouliot
Pro Scout



Steve Richmond
Director, Player Development



Darrell Baumgartner
Amateur Scout



Steve Bowman
Amateur Scout



Phil Horner
Amateur Scout



Ed McColgan
Amateur Scout



Wil Nichol
Amateur Scout



Terry Richardson
Amateur Scout



A.J. Toews
Amateur Scout



Vojtech Kucera
European Scout



Petri Skriko
European Scout



Mats Weiderstal
European Scout

Not Pictured:
Alan Haworth
Amateur Scout

HOCKEY OPERATIONS STAFF



Ashley Weber
Executive Assistant to GM, VP



Kris Wagner
Director, Scouting Operations



Evan Gold
Hockey Operations Assistant



Ian Anderson
Team Services Manager



James Wiseman
Security Representative

MEDICAL STAFF



Benjamin Shaffer, MD
Head Team Physician



Thomas Lenz, DDS, PC
Team Dentist



Chris Walsh, MD
Team Internist

Not Pictured:
Thomas Clinch, MD
Team Ophthalmologist



Hershey Bears

AHL Affiliate

11-Time Calder Cup champions,
including 2006, '09, '10



550 W. Hersheypark Dr.
Hershey, PA 17033
Phone: 717.534.3380
www.hersheybears.com

Home arena: GIANT Center (10,500)

Affiliation: 9th year, became Washington's primary affiliate on April 26, 2005

Media Relations: Scott Stuccio, SStuccio@hersheypa.com

Statistics: [Click here](#)

Roster: [Click here](#)



Mike Haviland
Head Coach

New Bears head coach Mike Haviland joins elite company as he begins work as the leader of the American Hockey League's eldest and most storied franchise. Having served as both a head coach and an assistant coach, and having won championships at three different levels, Haviland brings 14 years worth of professional hockey coaching to Chocolatetown.

The 46-year-old native of Middletown, New Jersey most recently returned to his AHL roots in Hampton Roads, serving as associate coach of the Norfolk Admirals in 2012-13. From 2005 through 2007, Haviland guided the Admirals – then the top affiliate of the Chicago Blackhawks – to a record of 93-51-10-6. In those two seasons, the Admirals broke single-season wins and points records, an achievement that earned Haviland the 2007 Louis A.R. Pieri Memorial Award as AHL Coach of the Year.

Haviland went on to lead the Blackhawks' new AHL affiliate in Rockford during the 2007-08 campaign to a record of 44-26-4-6 and into two rounds of postseason play. Following the 2007-08 season, he moved up to assist behind the Blackhawks' bench. In a span of four years, he helped guide Chicago to a cumulative mark of 187-101-40, a Central Division title in 2009-10 and the 2010 Stanley Cup championship.

Prior to his time in the AHL and NHL, Haviland spent four seasons with the ECHL's Trenton Titans (2004-05) and Atlantic City Boardwalk Bullies (2001-04). He led the Boardwalk Bullies to a Kelly Cup championship in 2003, and just two years later, hoisted the trophy as the Titans' bench boss. His cumulative record in four ECHL seasons was 172-81-35. Haviland also had success at the college level. As an assistant coach with Elmira College (NCAA), he helped guide the team to a record of 51-12-2 and two ECAC championships from 1996-1998.

Haviland was originally selected by the New Jersey Devils in the 1990 NHL Entry Draft. His playing experience included AHL time with Binghamton (1989-90) and in the ECHL with Richmond and Winston-Salem in 1990-91.



Ryan Mougenel
Assistant Coach

New Bears assistant coach Ryan Mougenel comes to Chocolatetown after a four-year stint as head coach of the ECHL's Las Vegas Wranglers. His head coaching record features an all-time mark of 151-111-10-16 and appearances in the Kelly Cup playoffs during all four seasons in Nevada from 2009 to 2013, including the 2012 Western Conference championship.

The native of Scarborough, Ontario previously served as assistant coach for four seasons with the ECHL's Fresno Falcons and Stockton Thunder.

Mougenel's last playing action came during the 2002-03 season, when he posted 35 points (15 goals, 20 assists) in 53 games with the ECHL's Atlantic City Boardwalk Bullies. He went on to capture the 2003 Kelly Cup championship, under the guidance of his former head coach and current colleague, newly-appointed Bears head coach Mike Haviland.

In 180 regular-season games with ECHL Hampton Roads, Chesapeake, Jackson and Atlantic City from 1997-2003, Mougenel totaled 105 points (46 goals, 59 assists) and 271 penalty minutes. He also played 95 games in the former International Hockey League with the Quebec Rafales and Cleveland Lumberjacks, and earned a brief stay in the AHL with the Rochester Americans in the 1999-2000 season.

OCTOBER

Sun	Mon	Tue	Wed	Thu	Fri	Sat
		1	2	3	4	5
	6	7	8	9	10	11
12	13	14	15	16	17	18
19	20	21	22	23	24	25
26	27	28	29	30	31	

NOVEMBER

Sun	Mon	Tue	Wed	Thu	Fri	Sat

DECEMBER

Sun	Mon	Tue	Wed	Thu	Fri	Sat

JANUARY

Sun	Mon	Tue	Wed	Thu	Fri	Sat

FEBRUARY

Sun	Mon	Tue	Wed	Thu	Fri	Sat

MARCH

Sun	Mon	Tue	Wed	Thu	Fri	Sat

APRIL

Sun	Mon	Tue	Wed	Thu	Fri	Sat

HOME AWAY

All Times Eastern
January 12 @ Albany (Boardwalk Hall, Atlantic City, NJ)
January 14 @ Adirondack (Wells Fargo Center, Philadelphia, PA)
February 14 @ Albany (Boardwalk Hall, Atlantic City, NJ)
February 23 @ Syracuse (Verizon Center, Washington, D.C.)

Reading Royals

ECHL Affiliate



700 Penn Street
Reading, Pa. 19602
Phone: 610.898.7825
www.royalshockey.com

Home arena: Sovereign Center (7,160)
Affiliation: 2nd year
Media Relations: Mark Thompson,
 mthompson@royalshockey.com

Statistics: [Click here](#)

Roster: [Click here](#)



Larry Courville

Head Coach/Director of Hockey Operations

The 2013-14 campaign will be Larry Courville's fifth full season as the head coach and director of hockey operations for the Royals. Last season, Courville became the first coach in Royals' history to lead the team to an ECHL Kelly Cup Championship. His team last year set Royals' records for most wins (46), fewest losses (19), most points in the standings (99), and highest win percentage (.688). Courville, who has led the Royals to the playoffs in all four of his full seasons as the team's head coach, holds the team record for regular season games coached (326), regular games won (178), post-season games coached (51) and playoff victories (31).

Courville is the sixth coach in the twelve year history of the team. He took the head coaching reigns of the Royals mid-way in the 2008-09 season, on January 6, 2009, when the team had a record of 9-23-2. In the final 38 games of that regular season, the Courville-led Royals went 15-19-4. Since that time Courville's teams have collectively compiled a record 163-99-26, which translates into a .611 win percentage. During that time span, the Royals have won two regular season division titles (2010-11 and 2012-13), and this past season (2012-13), in addition to many other honors achieved and records set, captured the first regular season conference title in team history.

With respect to his playing career, Courville, a third round pick of the Vancouver Canucks in 1995, played in more than 600 pro hockey games, including 33 in the National Hockey League with the Canucks. During his playing career, Courville, who served as team captain during no fewer than six of his nine full-time playing seasons, racked up over three hundred points and a thousand penalty minutes. He was named as the team's Most Valuable Player for the Syracuse Crunch of the American Hockey League in 1996-97. Prior to turning pro, Courville, who originally hails from Timmins, Ontario, was twice a member of Team Canada Gold Medal championship teams in international play, including the 1995 World Junior U-20 Championship, during which he played an integral role on his home country's team that went undefeated during the world's premiere amateur tournament.

Courville played all or parts of five different seasons with the Royals, starting with a short stint during the team's inaugural year (2001-02) and culminating with ten games played on an 'as-needed' basis during the 2007-08 season. In addition to earning the respect of his teammates and the admiration of the fans in Reading for his gritty and relentless style of play, Courville also received the Royals' Unsung Hero Award at the conclusion of the 2004-05 season and the team's Heart Award in 2005-06. On October 22, 2006, Courville became the first person ever inducted into the Reading Eagle Wall of Honor at the Sovereign Center, which honors members of the Royals' organization who have made significant contributions to the success of the team. Perhaps not surprisingly, on the day that he was inducted into the Wall of Honor, Courville dressed for an undermanned Royals' team and played an instrumental part in the 5-3 victory over the Pensacola Ice Pilots. His efforts that day included scoring a late-game goal to ice the team's win. On October 30, 2011, while in his role as the team's head coach, Courville became the first former player in team history to have his number (#22) retired by the team.

Larry and his wife, Shannon, and their two young daughters (MaKenna and Morgan) and young son (Mason), currently reside in Palmyra, Pennsylvania.

SUN	MON	TUE	WED	THU	FRI	SAT
			1	2	3	4
						5
6	7	8	9	10	11	12
13	14	15	16	17	18	19
SC 4:05					@ELM 7:05	ELM 7:05
20	21	22	23	24	25	26
			GRN 7:05	30	31	
27	28	29				

SUN	MON	TUE	WED	THU	FRI	SAT
					@WHL 7:05	ELM 7:05
					1	2
						3
3	4	5	6	7	8	9
WHL 5:05					@KAL	
10	11	12	13	14	15	16
@TOL			WHL 7:05		@FW	@CIN
17	18	19	20	21	22	23
			ELM 7:05		CIN 7:05	
24	25	26	27	28	29	30

SUN	MON	TUE	WED	THU	FRI	SAT
					@WHL 7:05	FW 7:05
1	2	3	4	5	6	7
					FLA 7:05	ELM 7:05
8	9	10	11	12	13	14
					@FW	@FW
15	16	17	18	19	20	21
					@ELM	KAL 7:05
22	23	24	25	26	27	28
29	30	31				

SUN	MON	TUE	WED	THU	FRI	SAT
			1	2	3	4
					@TOL	@CIN
			WHL 7:05		@ELM	@ELM
5	6	7	8	9	10	11
ELM 5:05					TOL 7:05	TOL 7:05
12	13	14	15	16	17	18
	ELM 1:05	20	21	22	23	@KAL
19					@CIN	@EVN
@KAL			@CIN			
26	27	28	29	30	31	

SUN	MON	TUE	WED	THU	FRI	SAT
					@EVN	
						1
						WHL 7:05
2	3	4	5	6	7	8
WHL 4:05		@ELM		@WHL	EVN 7:05	
9	10	11	12	13	14	15
EVN 4:05			WHL 7:05		@GWT	@GWT
16	17	18	19	20	21	22
@GRN			ELM 7:05		SC 7:05	
23	24	25	26	27	28	

SUN	MON	TUE	WED	THU	FRI	SAT
						@WHL
						1
2	3	4	5	6	7	8
EVN 4:05			@ELM		@WHL	ELM 7:05
9	10	11	12	13	14	15
WHL 4:05			GWT 7:05		@KAL	@EVN
16	17	18	19	20	21	22
23	24	25	26	27	28	29
30	31					

	HOME		AWAY
--	------	--	------

ALL GAMES, DATES AND TIMES ARE SUBJECT TO CHANGE
 All game times eastern.
 Visit www.royalshockey.com for updated schedules and information.

SUN	MON	TUE	WED	THU	FRI	SAT
			1	2	3	4
						5
6	7	8	9	10	11	12



Caps in the Community

The Washington Capitals strive for success both on and off the ice. As a professional sports franchise with deep roots in and around the Washington, D.C., metropolitan area, the Capitals are committed to making a difference in the local community through Monumental Sports and Entertainment Foundation and Caps Care.

Monumental Sports & Entertainment Foundation

Washington Capitals Charities, Washington Mystics Foundation and Wizards Care Charities have been combined into the newly formed Monumental Sports & Entertainment (MSE) Foundation.

Created in 2013, Monumental Sports & Entertainment Foundation supports the charitable efforts of the Washington Capitals, Mystics and Wizards. As these teams now fall under the Monumental Sports & Entertainment umbrella, aligning their causes and unifying their giving enables us to have the greatest impact on the community.

MSE Foundation is committed to the Washington, D.C., metropolitan area and focuses on the following five pillars to maximize its impact on the community:

- Education and scholarship
- Hunger and homelessness
- Military and veterans' affairs
- Pediatric health and fitness
- Youth basketball and hockey

Recognizing the community as our most important asset, MSE Foundation looks forward to continuing to create programs that are designed to give back to the very community that supports our teams. In 2013 Monumental Sports & Entertainment Foundation, along with the Leonsis Foundation, will donate more than \$1.5 million to local charities. Through MSE Foundation we pledge to continue investing our time and resources and serving as a positive influence and contributor in our community, and we hope to inspire others to do the same.

If you would like to make a tax deductible donation to Monumental Sports & Entertainment Foundation, you may do so at WashingtonCaps.com. Simply go to the MSE Foundation page in the Community section and click on the "Donate" button, which will take you to our PayPal page. If you prefer, you can send a check made payable to Monumental Sports & Entertainment Foundation to our office located at 627 N. Glebe Road, Suite 850, Arlington, VA 22203.

For more information on Monumental Sports & Entertainment Foundation, please contact Elizabeth Wodatch, executive director, at ewodatch@monumentalsports.com.

Fundraisers

Caps Casino Night: Caps Casino Night is the marquee fundraising event for the Washington Capitals. More than 600 fans helped raise nearly \$360,000 for charity at the third Caps Casino Night in February 2012 at the Hilton Alexandria Mark Center in Alexandria, Va. This event has raised more than \$950,000 for charity in three years.

A special reception was held for VIP ticket holders who mingled with the entire team along with coaches and owners. Afterward the players entered the gaming area, which featured blackjack, craps, roulette, Texas hold 'em and slot machines. There were instructional tables

along with video game stations in the foyer for everyone to enjoy. The participants were treated to complimentary food and beverage during the event.

There were three silent auctions where participants were able to bid on autographed sports memorabilia and Capitals' game-used equipment. In addition two raffles were held, one that required attendees to buy tickets and another that guests could enter with the "money" they won from the casino games. The evening concluded with a live auction featuring one-of-a-kind experiences with Capitals players and coaches.

Look for the fourth Caps Casino Night in 2014.

Hockey Fights Cancer Jersey Auction: Since 2008 the Washington Capitals have hosted a jersey auction as part of the NHL's Hockey Fights Cancer Month initiative. The Capitals hosted its last Hockey Fights Cancer Jersey Auction in October 2011, and raised more than \$28,000 for the Washington, D.C., chapter of Flashes of Hope. The jerseys were worn during pregame warmups and featured Hockey Fights Cancer patches on the front with the players' names and numbers stitched in lavender on the back. Lavender is the official color the NHL's Hockey Fights Cancer month, as it represents all forms of cancer.

Fifteen jerseys went for \$1,000 or more, with Alex Ovechkin's jersey the top seller at \$2,025. Other top bid recipients were jerseys worn and autographed by Karl Alzner, Nicklas Backstrom, Troy Brouwer, John Carlson, Mike Green, Matt Hendricks, Marcus Johansson, Brooks Laich, Michal Neuvirth and Mathieu Perreault. There was also a Capitals-branded guitar autographed by the entire Caps team that was auctioned off for \$3,000.

Look for the Hockey Fights Cancer Jersey Auction to return in October 2013.

Holiday Puck Surprises: The holidays are made just a little bit sweeter thanks to the Capitals "Puck Surprises" hosted at Verizon Center. The puck surprises give fans an opportunity to purchase pucks autographed by their favorite players, wrapped with the colors and candy treats of the season. The lucky fans who select unsigned pucks get to meet a Caps player and have them signed in person. During the 2012-13 season the puck surprises raised more than \$36,000 for Capitals Charities.



Caps in the Community



This season the Fall Puck Surprise will be held in November 2013 and the Spring Puck Surprise will be held in March 2014.

Courage Caps: For the sixth year in a row the Washington Capitals reminded everyone what true courage is and called Caps fans to action through Courage Caps. Through this initiative, the Capitals donated more than \$106,000 to Tragedy Assistance Program for Survivors (TAPS).

Courage Caps and T-shirts were sold for \$20 at Capitals home games, online at WashingtonCaps.com and at the team stores at Kettler Capitals Iceplex and Verizon Center. There were also a limited number of autographed Courage Caps and T-shirts available. For \$60, fans were able to purchase a "Three Stars" Courage Cap or T-shirt signed by Nicklas Backstrom, Mike Green or Alex Ovechkin; for \$40, fans could purchase a hat or T-shirt signed by any other individual Capitals player.

During the past two seasons Courage Caps allowed the Capitals to raise \$211,795 for Tragedy Assistance Program for Survivors, a nonprofit organization that helps families of the fallen. Founded out of tragedy in 1994 TAPS has established itself as the front line resource to the families and loved ones of our military men and women. TAPS provides ongoing emotional help, hope and healing to all who are grieving the death of a loved one in military service to America, regardless of their relationship to the deceased, geography or circumstance of the death. TAPS offers comfort and care through comprehensive services and programs including peer-based emotional support, case work assistance, crisis intervention and grief and trauma resources.

This season Courage Caps will be available in February 2014.

Caps Canine Calendar: Washington Capitals Charities donated more than \$31,000 to the Washington Animal Rescue League (WARL) in April 2012 through the sale of copies of the team's first Caps Canine Calendar. The calendars were sold at Caps home games, at the team store at Kettler Capitals Iceplex and at WashingtonCaps.com. The calendars featured photos of Capitals players Karl Alzner, Jay Beagle, Troy Brouwer and Michal Neuvirth with their dogs and Nicklas Backstrom, John Carlson and Mike Green with dogs from the Washington Animal Rescue League.

The Caps Better Halves came up with the calendar idea and presented the check to chief operating officer Mary Jarvis at the WARL facility. The oldest animal shelter in the District of Columbia, the Washington Animal Rescue League has a special mission to rescue, rehabilitate and re-home animals that have nowhere else to go. Its facility is uniquely designed from the animals' point of view to make it one of the most humane and welcoming animal shelters in the world. The full-service medical center serves the companion animals of low-income pet guardians as well as shelter animals.



The Capitals look forward to creating a 2014 Caps Canine Calendar to raise money for this cause close to the players' hearts.

Caps Better Halves Gift Basket Auction: In 2013 the Caps Better Halves created and auctioned off gift baskets, raising \$23,250 for charity. The themes for the gift baskets were BBQ, cooking, date night, game night, golf, fitness, ladies, Canada, players' favorite things, sports fan and Washington Nationals. Each basket included a Capitals team-autographed jersey and player-autographed stick. The baskets also included autographed sports memorabilia from other sports teams, restaurant gift certificates, event tickets, jewelry and other items hand-picked by the players and their better halves.

Be on the lookout for this season's gift basket auction, scheduled to take place in April 2014.

Pick-A-Stick: On one special gameday each season, the Capitals give fans the opportunity to support MSE Foundation and Pick-A-Stick. Each of the numerous hockey sticks up for grabs, with the exception of a select few, is signed by a member of the team. The lucky fans that chose the unsigned sticks get the opportunity to meet a Caps player and get their brand-new sticks signed in person. The 2013 Pick-A-Stick raised \$17,480.

This season's Pick-A-Stick will take place in February 2014.

Mystery Mini-Helmets: The Washington Capitals raised more than \$20,000 for charity through the team's Mystery Mini-Helmets fundraiser, taking place during the 2012 playoffs. The fundraiser featured Capitals replica mini-helmets, autographed by various Capitals players and packaged in red bags sealed with a Capitals sticker so fans did not know whose autograph they received until after they had made their purchase. Every mini-helmet was signed by a member of the Caps, with five marked as winners. Each of the lucky fans who selected a winning package not only took home a signed mini-helmet, but also received an authentic autographed jersey.

The Capitals are planning to host its Mystery Mini-Helmets fundraiser in December 2013.

Beard-a-thon: Since 2009 more than 4,000 Caps fans have participated in the team's Beard-a-thon fundraiser. Beard-a-thon encourages fans to grow a beard themselves or make a financial donation in support of a Capitals player or a fan who elected to grow a playoff beard. Fans are also able to build virtual beards for themselves on the Beard-a-thon website. In 2013 the Capitals helped raise more than \$13,000. Since the start of the program, Beard-a-thon has raised nearly \$143,000 for charity.

Programs

Family-to-Family: 2012 marked the second-straight year that all three Monumental Sports & Entertainment sports teams collaborated on the Family-to-Family program, which the Wizards created 16 years ago. The program allows the Caps, Mystics and Wizards to "adopt"

Caps in the Community

families in need who are nominated by local schools and nonprofit organizations. This past holiday season more than 20 families were adopted by the teams' charities, individual players and staff members.

The Family-to-Family program kicked off in November when wives and girlfriends of Wizards and Capitals players and coaches shopped for 82 adults and children adopted through the program. Participants included Monika Hybnerova, girlfriend of Capitals goaltender Michal Neuvirth and Karin Johansson, wife of Capitals assistant coach Calle Johansson along with Bree Anderson, fiancée of Wizards forward Trevor Ariza, Patrice Cleary, wife of Wizards strength and conditioning coach Drew Cleary, April Dixon, girlfriend of Wizards forward Trevor Booker, Lauren Hilario, wife of Wizards center Nene, Eva Kodouskova, fiancée of Wizards forward Jan Vesely, Ilana Nunn Okafor, wife of Wizards center Emeka Okafor, Courtney Webster, wife of forward Martell Webster and Kathy Wittman, wife of Wizards head coach Randy Wittman. Clothing, educational items and toys were purchased for the children, while clothing and household items along with grocery gift cards were purchased for the parents and guardians. By the end of the day a full-sized JK Moving Services truck was filled with more than \$25,000 in clothing, bikes, toys and presents for the families.

All of the adopted families were invited to a holiday party at Kettler Capitals Iceplex in December. The children and families in attendance enjoyed an afternoon of refreshments, games and fun with team mascots Slapshot and G-Wiz, Red Rockers and Wizard Girls, who were all on hand to help spread holiday cheer to the deserving families. The children were able to skate on the Capitals ice, play basketball, interact with Santa and have their faces painted. At the end of the event, the families left with bags overflowing with holiday gifts from the Caps, Wizards and Mystics.

The families selected for participation in the 2012 Family-to-Family program were nominated by local schools and nonprofit organizations including The Salvation Army National Capital Area Command, The Women's Wing Organization, Catholic Charities, Browne Education Campus, Bright Beginnings, Shaw Community and Building Hope.

Everybody Wins! DC: During the 2012-13 school year 31 staff members from Monumental Sports & Entertainment (MSE) participated in the Everybody Wins! DC Power Lunch program, a literacy and mentoring program based in select elementary schools in the Washington metropolitan area. The goal of Power Lunch is to encourage children's interest in reading, expand their opportunities for success and facilitate meaningful volunteer contributions.

Through the Power Lunch program, MSE staff members – including employees from the Washington Capitals, Mystics, Wizards and Verizon Center – were paired with students at Garrison Elementary School in Washington, D.C., and Key Elementary School in Arlington, Va. Each week during the school year, MSE staff members took time out of their day to visit with their mentees, spending time reading and sharing conversation during the lunch hour. The program concluded in May with year-end celebrations with each partner school during which all of the mentors and mentees were recognized for their hard work and dedication to the Power Lunch program.

D.C. Public Schools/Serve DC Partnership: For the fourth-straight year the Washington Capitals partnered with Serve DC – The Mayor's Office of Volunteerism and D.C. Public Schools (DCPS) to "adopt" a local school. For the second season in a row, the Caps adopted Thurgood Marshall Elementary School, a Title I D.C. Public School located in Ward 5 that serves children in preschool through fifth grade.

To kick off the partnership the Caps participated in the annual DCPS Beautification Day in August. The Capitals hosted a service project at Thurgood Marshall Elementary School in Northeast Washington headlined by Caps forward Mike Ribeiro and John W. Marshall (son of Thurgood Marshall) that featured team mascot Slapshot and more than 150 Caps fans. Ribeiro and his family, Marshall and volunteers worked on several exterior and interior projects around the school. Participants created vegetable garden beds with the U.S. Department of

Agriculture's (USDA) People's Garden initiative and cared for a garden created by volunteers last year. They also built three robotics tables and painted five murals, two bathrooms, a classroom wall and an elevator, they also assisted teachers with classroom set up for the first day of classes.

The Capitals also visited their 2010-11 adopted school, Powell Elementary, in November 2012. A total of 20 Capitals staff members partnered with 10 USDA employees during Keep America Beautiful's National Planting Day. The volunteers worked alongside Powell students to put the school's habitat garden, which Caps fans, staff and players helped build in 2011, to bed for the winter. They also harvested lettuce, turnips, radishes, broccoli and herbs from the food gardens that students nurtured throughout the year. They used these vegetables to prepare salads and the herbs to season dressing that the students ate with the volunteers.

Potomac Valley Amateur Hockey Association: For the fifth year in a row, the Washington Capitals have partnered with the Potomac Valley Amateur Hockey Association (PVAHA) John Crerar Hockey Development Grants program, providing a \$25,000 grant in July 2013. This money will be distributed to area hockey programs during the 2013-14 season to increase participation and promote hockey within Maryland, Virginia and Washington, D.C. The general areas targeted for the grants included diversity hockey, disabled hockey, cross-ice hockey, Grow the Game programs and the American Development Model. Thanks in part to the continued support of the Capitals, PVAHA had 2,141 new players during the 2011-12 season, an increase of 13% from the season before. Since 2009 the Capitals have granted \$120,000 to PVAHA, and local hockey participation has increased by 35%.

Junior Achievement: Monumental Sports & Entertainment Foundation is proud to serve as a storefront sponsor at Junior Achievement Finance Park in Fairfax, Va., where local students are able to build financial skills for life. Junior Achievement of Greater Washington provides students a real-world perspective of finance – one that is current, practical and easy to understand. Taking more than 15,000 middle school students each year into the world of business, Junior Achievement Finance Park is a month-long economics education program that introduces participants to personal financial planning and career exploration.

The Junior Achievement Finance Park experience begins in the classroom. The four-week classroom curriculum culminates with a day at Junior Achievement Finance Park, where students immerse themselves in a reality-based decision-making process that addresses aspects of individual and family budgeting, including housing, transportation, food, utilities, health care, investments, philanthropy and banking. The on-site activities are designed to allow students the opportunity to put into action what they have learned in the classroom and to understand the basic steps of maintaining a realistic personal budget. Two weeks of classroom follow-up allows students to use their new financial knowledge to explore career options and to set goals for their future.

Flashes of Hope: Since 2009 the Capitals and MSE Foundation have provided more than \$53,000 in grants for Flashes of Hope, establishing the D.C. chapter at Children's National Medical Center, and now supporting the Northern Virginia chapter based out of Inova Fairfax Hospital for Children and the Children's Center for Cancer & Blood Disorders.

Flashes of Hope is a nonprofit organization that raises money for pediatric cancer research and changes the way children with cancer and other life-threatening illnesses see themselves through the gift of photography. During the 2012-13 season 168 families were photographed during seven shoots. The goal of Flashes of Hope is to photograph every child until every child is cured.

Make-A-Wish Foundation: During the 2012-13 season the Washington Capitals helped fulfill the wish of a child from the Make-A-Wish Foundation. Working through the Make-A-Wish Foundation of the Mid-Atlantic, the Washington Capitals, along with Brooks Laich and other Caps players, helped facilitate the wish of Emily, 17, of Keymar, Md. Emily and her family attended a Caps game where they watched the teams warmup from the penalty box and sat

Caps in the Community

in Alex Ovechkin's "Ovi's Crazy 8s" section. Emily rode the Olympia ice resurfer during the first intermission and got to meet and watch the third period in the press box with her favorite player, Laich. After the game Laich presented Emily with his jersey during the team's Jerseys Off Our Backs ceremony, part of Fan Appreciation Night. Emily's whole family then met with Nicklas Backstrom, Jason Chimera, Mike Green, Braden Holtby, Laich and Mike Ribeiro.

Fort Dupont Service Project: Washington Capitals alternate captain Brooks Laich and right wing Joel Ward attended the Caps fourth-annual service project at Friends of Fort Dupont Ice Arena in April 2013. Funded by Monumental Sports & Entertainment Foundation, the project featured 100 Capitals fans working alongside Caps' Better Halves Mandy Alzner, Rachel Fehr, Claire Monahan (Aaron Volpatti), Courtney Parrie (Mike Green) and Mackenzie Schultz; team mascot Slapshot; and the Red Rockers, who were all sprucing up Fort Dupont.

Volunteers worked on indoor projects that included waxing the boards, cleaning the glass, painting the lobby and hallway behind the bleachers, cleaning hockey equipment, putting together goals and organizing hockey equipment. Outdoor projects included washing windows, landscaping and planting flower beds, raking leaves and sweeping the sidewalks and parking lot.

Fort Dupont is the only public indoor ice arena located in Washington, D.C., and the only skating facility in the area that provides free or subsidized skating programs to children. Its Kids On Ice program provides free figure skating, hockey and speed skating lessons to economically disadvantaged children who might not otherwise have the opportunity to learn these sports. Friends of Fort Dupont Ice Arena partners with public and private schools, summer camps, churches and local community organizations to promote and deliver its programs to more than 7,000 children per year.



Caps in the Community

It is the Capitals goal not only to build an excellent team with positive role models for young people, but also to create and maintain community programs that encourage participation in hockey, serve to educate today's youth and assist those in need.

It is this philosophy that led the franchise to establish Caps Care, the branch of the organization that manages community involvement. Recognizing the community as our most important asset, Caps Care creates programs that are designed to give back to the very community that has supported our team for so many years.

Throughout the year Capitals players, coaches and their families, along with our alumni, staff and mascot, dedicate themselves to making a difference in the lives of the people they encounter. Through a diverse array of causes like education, fundraising, supporting local youth hockey groups, hosting community drives or simply spreading good cheer, the Capitals are committed to being a positive influence and contributor in our community.

Community Programs

The Washington Capitals take part in numerous programs throughout the year that benefit the local community.

Caps@School: The Washington Capitals launched Caps@School during the 2009-10 season and brought the excitement of Caps Hockey to local classrooms in Maryland, Virginia and Washington, D.C. Caps@School is a free, online curriculum-enhancing teaching tool for first-through sixth-grade classes.

In 2012-13 more than 1,800 elementary school educators signed-up at CapsAtSchool.com to access resources that combined the sport of hockey and Washington Capitals players to teach math, science, language, art, health and physical education, up from the nearly 1,300 educators who used the program in 2011-12. This unique program offered engaging, classroom-ready lesson plans featuring Nicklas Backstrom, John Carlson, Mike Green, Brooks Laich, Michal Neuvirth, Alex Ovechkin and Joel Ward that captured the attention of students. Furthermore, Caps@School allowed classes that completed lesson plans the opportunity to win Caps prizes. Each month from October through March, at least one eligible class won a Chipotle burrito party and a visit with either a player or team mascot Slapshot. Caps@School also offered educational stories, Caps player quick facts and motivational posters that educators could utilize in their classrooms.

Last season more than an estimated 136,000 students from public, private and charter schools were reached through Caps@School, a significant increase from the 109,700 who were reached in 2011-12.

Maryland, Virginia and Washington, D.C., teachers can enroll their classes for free and start to download lesson plans at the Caps@School website at <http://www.capsatschool.com/> once the site launches in October 2013.

Hockey School: The Washington Capitals have hosted more than 80 clinics and reached more than 13,000 students in the D.C. area through the team's Hockey School program since its inception in 2007. Hockey School is a free program, designed to be both instructional and interactive, with the goal of exposing students to floor hockey and teaching proper technique. Each Hockey School visit consists of an interactive floor hockey clinic focusing on puck-handling, passing and shooting.

This season Caps coaches, players and alumni, Slapshot and team representatives will host Hockey School sessions between September and May for groups of 150 to 250 elementary- and middle-school students.



Caps in the Community

Each student who participates in Hockey School will receive the following:

- An autographed player card signed by a Caps player or alumnus
- A hockey 101 booklet that outlines the rules of street hockey and ice hockey
- One coupon for a free open skate session at a local participating rink
- One coupon for a free learn to skate or learn to play intro class at a local rink
- A Hockey School squishy puck

In addition, each school will receive an official Capitals Hockey School banner and a set of street hockey equipment.

Elementary and middle schools within a 30-mile radius of either Kettler Capitals Iceplex or Verizon Center are eligible to sign up for Hockey School online at WashingtonCaps.com. Schools are chosen on a first-come, first-served basis and must select one of the predetermined dates available when signing up.

Most Valuable Kids: The Washington Capitals have teamed up with Most Valuable Kids, Inc., to provide a unique opportunity for Caps season-ticket holders to donate unused game tickets to underserved children, recuperating soldiers and active military and their families in the Washington, D.C., metropolitan area. Tickets that would otherwise go unused are redistributed by Most Valuable Kids to either injured soldiers or active military and their families; or to boys and girls, 18 and younger, through various local nonprofit organizations. Most Valuable Kids' mission is to provide an unparalleled reward system for local underprivileged children and children's organizations that show exemplary behavior, spirit, and community service. In offering children the opportunity to come face to face with athletic and entertainment role models, Most Valuable Kids' program fosters the development of self-esteem and a deeper understanding of the benefits of hard work and perseverance during adolescent and teenage years. For more information on Most Valuable Kids go to www.mostvaluablekids.org.

Community Drives

Community drives are another way that the Capitals partner with fans who want to get involved in helping the local community. By collecting canned food, toys or even by allowing fans the opportunity to donate blood, the team places high priority on making the D.C. area a better place and helping those who are in need.

Canned Food Drive: Every year the Washington Capitals hold a food drive to collect canned foods and other nonperishable food items in an effort to help curb hunger in the Washington, D.C., metropolitan area. In 2012 the Capitals teamed up with Comcast SportsNet and Mix 107.3 to collect food at Kettler Capitals Iceplex and other local rinks. All of the food collected benefited the Capital Area Food Bank. The Monumental Sports & Entertainment Foundation made an additional \$10,000 donation to the food bank.

Leading up to the food drive MSE Foundation hosted an event at the Capital Area Food Bank in an effort to combat hunger in the Washington, D.C., area and serve those in need. Caps alumnus Peter Bondra, along Comcast SportsNet's Joe Beninati and Jill Sorenson, Mix 107.3's Chilli Amar, mascot Slapshot, Red Rockers and 50 Caps fans spent part of their day volunteering at the Capital Area Food Bank in Washington, D.C. The group packed and sorted donated food at the food bank's Washington, D.C., distribution center.

Toy Drive presented by GEICO: The holiday season is a time for giving and the Washington Capitals want to do their part in bringing a smile to the face of every child. The Capitals partnered with The Salvation Army for their 13th annual Toy Drive presented by GEICO in 2012. The Capitals, the Elliot in the Morning Show and Comcast SportsNet worked together to purchase and collect toys for disadvantaged children throughout the D.C. area. To kick off the toy drive campaign, Caps head coach Adam Oates along with Joe Beninati from Comcast SportsNet, Maj. Lewis Reckline, area commander for The Salvation Army National Capital Area Command, Capitals mascot Slapshot, Red Rockers and the GEICO Gecko shopped for The Salvation Army. The Monumental Sports & Entertainment Foundation donated more than \$10,000 that the shoppers spent more than 350 toys which were distributed as holiday gifts to children in need in the Washington, D.C., area.

Following the shopping spree, Slapshot and Red Rockers joined representatives from The Salvation Army outside of Verizon Center's main entrance during the Washington AHL Showcase to collect toys and monetary donations. Every fan who donated a new, unwrapped toy received a commemorative Caps poster featuring Caps head coach Adam Oates.

Inova Blood Drive: The Washington Capitals and Inova Blood Donor Services hosted four blood drives during the 2012-13 season. The Caps and Inova collected 1,603 units of blood – 589 units in December, 610 units in March and 404 units in July.

Donors at the December drive received a Slapshot bobblehead, while donors at the March drive received an Olie Kolzig bobblehead. July donors received Steve Olesky autograph cards. In addition alumni Errol Rausse and Paul Mulvey appeared at the drive.

One blood donation can save up to three lives, so the 1,603 units of blood collected by the Capitals and Inova Blood Donor Services can help 4,809 local patients.

Signature Events

Children's National Medical Center Visit: The Capitals have been visiting Children's National Medical Center since 1984. The trip to Children's has become an annual tradition, which the players, coaches and owners look forward to each season. The players spend time playing video games, making arts and crafts, signing autographs and taking pictures with patients in the hospital's atrium. They then divide into smaller groups and visit patients in various units throughout the hospital.



Caps in the Community

NHL Platforms

Hockey Fights Cancer: The Washington Capitals support the NHL's Hockey Fights Cancer initiative. Hockey Fights Cancer is a component of the NHL's "Biggest Assist Happens off the Ice" campaign, the League's long-standing tradition of addressing important social issues in North America and around the world.

Hockey Fights Cancer is a joint initiative founded in December 1998 by the NHL and the Players' Association to raise money and awareness for national and local organizations involved in cancer care and research. It is supported by NHL Member Clubs, NHL Alumni, the NHL Officials' Association, professional hockey trainers and equipment managers, corporate marketing partners, broadcast partners and fans throughout North America. To date more than \$12.8 million has been raised to support national and local cancer research institutions, Children's Hospitals, player charities and local cancer organizations.

The Caps partnered with Flashes of Hope during the team's 2012 Hockey Fights Cancer Month initiatives. Washington Capitals alumnus and NHL Hall of Famer Rod Langway, fellow alumnus Craig Laughlin and mascot Slapshot participated in a Flashes of Hope photo shoot on the Hematology/Oncology Care Unit at Children's National Medical Center, posing for photos with nearly 20 families with the goal of helping children feel better about their changing appearance.

The goal of Flashes of Hope is to photograph every child until every child is cured. Flashes of Hope provides free portrait packages to children with cancer and their families. These photographs help children feel better about their changing appearance by celebrating it. For families of terminally ill children, it's especially important to have a portrait that forever preserves the beauty, grace and dignity of their child.

Hockey is for Everyone: Hockey is for Everyone™ (HIFE) is the National Hockey League's official youth development program. HIFE provides support and unique programming to nonprofit youth hockey organizations across North America that are committed to offering children of all backgrounds opportunities to play hockey. The initiative is supported by NHL

member clubs, players, NHL alumni and fans. The HIFE initiative leverages the sport of hockey as a catalyst to help children learn essential life skills, education and the core values of hockey: commitment, perseverance and teamwork.

To celebrate this initiative, the National Hockey League hosts the annual Hockey is for Everyone Month in February. The league-wide initiative includes numerous activities to promote the diversity of the game that involve NHL clubs, players, alumni, fans and grass-roots diversity programs, all with the goal of raising awareness and celebrating the growth of the game.

The Washington Capitals hosted Hockey is for Everyone Night during a Caps game in February. The evening wrapped up the team's commemoration of Hockey is for Everyone Month featuring youth players from the Fort Dupont's Ice Hockey Club, the Wheaton Ice Arena Learn-to-Play program, Special Hockey Washington and the Richmond Royals Hockey Club participating in festivities throughout the game.

The Caps also teamed up for the third-straight year with Dreams for Kids (DFK) to host Extreme Recess Hockey in February at Kettler Capitals Iceplex as part of Hockey is for Everyone Month. Washington Capitals forward Jason Chimera, goaltender Braden Holtby, defenseman Tomas Kundratek and mascot Slapshot skated with children with physical and developmental disabilities following a Capitals practice. Many participants were skating for the first time, and the Caps players helped them get acclimated to the ice while working with them on how to hold the stick, puck handling and passing. The Capitals provided T-shirts for all of the participants and volunteers. Chimera, Holtby and Kundratek signed autographs for the attendees during the event.



**YOUR OFFICIAL FLAGSHIP OF THE
WASHINGTON CAPITALS**

106.7
the **FAN**

DC ★ SPORTSRADIO



1067THEFANDC.COM



@1067thefandc



facebook.com/1067thefan

PLAYERS



2013-14 Training Camp Numerical Roster

1	Louis-Philip Guindon.....G	30	Michal Neuvirth.....G	54	Joel Rechlicz.....RW	81	Dmitry Orlov.....D
3	T.J. Foster.....LW	31	Philipp Grubauer.....G	55	Madison Bowey.....D	82	T.J. Syner.....LW
4	John Erskine.....D	33	Matt Watkins.....C	56	Patrick Wey.....D	83	Jay Beagle.....C
8	Alex Ovechkin.....RW	35	Riley Gill.....G	58	Connor Carrick.....D	84	Mikhail Grabovski.....C
10	Martin Erat.....LW	36	Tomas Kundratek.....D	59	Brouillette, Julien.....D	85	Mathieu Perreault.....C
15	Domenic Monardo.....RW	38	Jack Hillen.....D	61	Steven Oleksy.....D	88	Nate Schmidt.....D
16	Eric Fehr.....RW	39	David Kolomatis.....D	62	Jamie Johnson.....RW	89	Blake Gal.....RW
17	Chandler Stephenson.....LW	40	David Leggio.....G	63	Chance Braid.....LW	90	Marcus Johansson.....LW
19	Nicklas Backstrom.....C	41	Patrick Wellar.....D	64	Peter Leblanc.....C	91	Zach Harnden.....RW
20	Troy Brouwer.....RW	42	Joel Ward.....RW	65	Andre Burakovsky.....C	92	Matt Petgrave.....D
21	Brooks Laich.....C	43	Tom Wilson.....RW	68	Brett Flemming.....D	93	Justin Larson.....LW
22	Brandon Segal.....RW	45	Cameron Schilling.....D	70	Braden Holtby.....G	94	Nicolas Deschamps.....LW
23	Tyson Strachan.....D	46	Michael Latta.....C	71	Derek Whitmore.....LW	95	Chay Genoway.....D
24	Aaron Volpatti.....LW	47	Michal Cajkovsky.....D	74	John Carlson.....D	96	Taylor Steffen.....RW
25	Jason Chimera.....LW	48	Casey Wellman.....C	75	Boston Leier.....LW	97	Rob Linsmayer.....RW
26	Jeff Taffe.....C	49	Stanislav Galiev.....RW	76	Garrett Mitchell.....RW		
27	Karl Alzner.....D	50	Dane Byers.....LW	77	Tyler Lewington.....D		
28	Jaynen Rissling.....D	52	Mike Green.....D	78	Brandon Anderson.....G		
29	Ryan Stoa.....LW	53	Garrett Haar.....D	79	Nathan Walker.....LW		

2013-14 Training Camp Roster

FORWARDS (42)

#	Player	Ht.	Wt.	Shoots	Born	Birthplace	2012-13 Club	League(s)
19	BACKSTROM, Nicklas	6'1"	208	Left	11/23/87	Gavle, Sweden	CAPITALS	NHL
83	BEAGLE, Jay	6'3"	212	Right	10/16/85	Calgary, Alberta	CAPITALS	NHL
63	BRAID, Chance	6'1"	201	Left	9/26/94	Chauvin, Alberta	Prince Albert	WHL
20	BROUWER, Troy	6'3"	218	Right	8/17/85	Vancouver, British Columbia	CAPITALS	NHL
65	BURAKOVSKY, Andre	6'2"	184	Left	2/9/95	Klagenfurt, Austria	Malmö	Swe-1
50	BYERS, Dane	6'3"	213	Left	2/21/86	Nipawin, Saskatchewan	Hershey/Oklahoma City	AHL
25	CHIMERA, Jason	6'3"	216	Left	5/2/79	Edmonton, Alberta	CAPITALS	NHL
94	DESCHAMPS, Nicolas	6'1"	202	Left	1/6/90	Lasalle, Quebec	Hershey/Toronto	AHL
10	ERAT, Martin	6'0"	202	Left	8/29/81	Trebič, Czech Republic	CAPITALS/Nashville	NHL
16	FEHR, Eric	6'4"	214	Left	9/7/85	Winkler, Manitoba	CAPITALS	NHL
3	FOSTER, T.J.	5'11"	177	Left	5/28/92	Slave Lake, Alberta	Edmonton	WHL
89	GAL, Blake	6'1"	200	Right	4/14/92	Lethbridge, Alberta	Spokane	WHL
49	GALIEV, Stanislav	6'1"	192	Right	1/17/92	Moscow, Russia	Hershey/Reading	AHL/ECHL
84	GRABOVSKI, Mikhail	5'11"	183	Left	1/31/84	Potsdam, Germany	Toronto	NHL
91	HARNDEN, Zach	6'3"	213	Right	9/3/89	Thunder Bay, Ontario	Univ. of Western Ontario	OUSA
90	JOHANSSON, Marcus	6'1"	204	Left	10/6/90	Landskrona, Sweden	CAPITALS	NHL
62	JOHNSON, Jamie	5'10"	186	Right	1/23/82	London, Ontario	Riga	KHL
21	LAICH, Brooks	6'2"	200	Left	6/23/83	Wawota, Saskatchewan	CAPITALS	NHL
93	LARSON, Justin	6'3"	220	Left	3/23/90	Buckhorn, Ontario	Univ. of Waterloo	OUSA
46	LATTA, Michael	6'0"	212	Right	5/25/91	St. Clements, Ontario	Hershey/Milwaukee	AHL
64	LEBLANC, Peter	5'10"	204	Left	2/3/88	Hamilton, Ontario	Hershey/Rockford	AHL
75	LEIER, Boston	5'11"	189	Right	7/9/93	Saskatoon, Saskatchewan	Medicine Hat	WHL
97	LINSMAYER, Rob	5'11"	218	Right	3/5/90	Winnetka, Illinois	Idaho/Holy Cross	ECHL/AHA
76	MITCHELL, Garrett	5'11"	186	Right	9/2/91	Regina, Saskatchewan	Hershey	AHL
15	MONARDO, Domenic	5'10"	191	Right	10/6/88	Oakville, Ontario	Gwinnett/Lake Superior State	ECHL/CCHA
8	OVECHKIN, Alex	6'3"	235	Right	9/17/85	Moscow, Russia	CAPITALS	NHL
85	PERREAULT, Mathieu	5'10"	183	Left	1/5/88	Drummondville, Quebec	CAPITALS	NHL

2013-14 Training Camp Roster

54	RECHLICZ, Joel	6'4"	221	Right	6/14/87	Brookfield, Wisconsin	Hershey/Portland	AHL
22	SEGAL, Brandon	6'2"	215	Right	7/12/83	Richmond, British Columbia	New York/Connecticut	NHL/AHL
96	STEFISHEN, Taylor	5'11"	185	Right	8/15/90	North Vancouver, BC	Univ. of Calgary	CWUAA
17	STEPHENSON, Chandler	5'11"	199	Left	4/22/94	Saskatoon, Saskatchewan	Regina	WHL
29	STOA, Ryan	6'4"	224	Left	4/13/87	Bloomington, Minnesota	Hershey	AHL
84	SYNER, T.J.	5'8"	172	Left	10/13/88	Springfield, Massachusetts	Hershey/Reading	AHL/ECHL
26	TAFFE, Jeff	6'2"	204	Left	2/19/81	Hastings, Minnesota	Hershey	AHL
24	VOLPATTI, Aaron	6'1"	205	Left	5/30/85	Revelstoke, British Columbia	CAPITALS/Vancouver	NHL
78	WALKER, Nathan	5'8"	186	Left	4/7/94	Sydney, Australia	Vitkovice HC/Youngstown	Czech/USHL
42	WARD, Joel	6'1"	215	Right	12/2/80	North York, Ontario	CAPITALS	NHL
33	WATKINS, Matt	5'10"	179	Left	11/22/86	Regina, Saskatchewan	Bridgeport	AHL
48	WELLMAN, Casey	6'0"	183	Right	10/18/87	Brentwood, California	Hershey/San Antonio	AHL
71	WHITMORE, Derek	5'10"	183	Left	12/17/84	Rochester, New York	Augsburg/St.John's	DEL/AHL
43	WILSON, Tom	6'4"	217	Right	3/29/94	Toronto, Ontario	CAPITALS/Hershey/Plymouth	NHL/AHL/OHL

DEFENSEMEN (24)

27	ALZNER, Karl	6'2"	217	Left	9/24/88	Burnaby, British Columbia	CAPITALS	NHL
55	BOWEY, Madison	6'1"	196	Right	4/22/95	Winnipeg, Manitoba	Kelowna	WHL
59	BROUILLETTE, Julien	5'11"	196	Left	12/5/86	St. Esprit, Quebec	Hershey/Reading	AHL/ECHL
47	CAJKOVSKY, Michal	6'4"	234	Left	5/6/92	Bratislava, Slovakia	Ottawa	OHL
58	CARRICK, Connor	5'10"	197	Right	4/13/94	Orland Park, Illinois	Plymouth	OHL
74	CARLSON, John	6'3"	217	Right	1/10/90	Natick, Massachusetts	CAPITALS	NHL
4	ERSKINE, John	6'4"	221	Left	6/26/80	Kingston, Ontario	CAPITALS	NHL
68	FLEMMING, Brett	5'11"	192	Right	2/26/91	Regina, Saskatchewan	Hershey/Reading	AHL/ECHL
95	GENOWAY, Chay	5'9"	165	Left	12/20/86	Morden, Manitoba	Hershey/Houston	AHL
52	GREEN, Mike	6'1"	208	Right	10/12/85	Calgary, Alberta	CAPITALS	NHL
53	HAAR, Garrett	6'0"	213	Left	8/16/93	Huntington Beach, California	Western Michigan University	CCHA
38	HILLEN, Jack	5'11"	194	Left	1/24/86	Minnetonka, Minnesota	CAPITALS	NHL
39	KOLOMATIS, David	6'1"	191	Right	2/25/89	Livingston, New Jersey	Manchester	AHL
36	KUNDRATEK, Tomas	6'2"	200	Right	12/26/89	Jirinec, Czech Republic	CAPITALS/Hershey	NHL/AHL
77	LEWINGTON, Tyler	6'2"	194	Right	12/5/94	Sherwood Park, Alberta	Medicine Hat	WHL
61	OLEKSY, Steven	5'11"	192	Right	2/4/86	Chesterfield, Michigan	CAPITALS/Hershey	NHL/AHL
81	ORLOV, Dmitry	6'0"	211	Left	7/23/91	Novokuznetsk, Russia	CAPITALS/Hershey	NHL/AHL
92	PETGRAVE, Matt	6'1"	203	Left	1/29/92	Brampton, Ontario	Oshawa	OHL
28	RISSLING, Jaynen	6'4"	211	Left	9/21/93	Edmonton, Alberta	Calgary	WHL
45	SCHILLING, Cameron	6'2"	204	Left	10/7/88	Carmel, Indiana	CAPITALS/Hershey	NHL/AHL
88	SCHMIDT, Nate	6'0"	198	Left	7/16/91	St. Cloud, Minnesota	Hershey/Univ. of Minnesota	AHL/NCAA
23	STRACHAN, Tyson	6'3"	210	Right	10/30/84	Melfort, Saskatchewan	Florida/San Antonio	NHL/AHL
41	WELLAR, Patrick	6'3"	234	Left	12/4/83	Carrot River, Saskatchewan	Hershey/Reading	AHL/ECHL
56	WEY, Patrick	6'3"	212	Right	3/21/91	Pittsburgh, Pennsylvania	Boston College	H-East

GOALTENDERS (7)

78	ANDERSON, Brandon	6'0"	188	Left	7/13/92	Langley, British Columbia	Reading	ECHL
35	GILL, Riley	6'1"	236	Right	6/1/85	Northfield, Minnesota	Reading/Louisiana	ECHL/SPHL
31	GRUBAUER, Philipp	6'1"	190	Left	11/25/91	Rosenheim, Germany	CAPITALS/Hershey/Reading	NHL/AHL/ECHL
1	GUINDON, Louis-Philip	6'1"	178	Left	4/21/95	Montreal, Quebec	Drummondville	QMJHL
70	HOLTBY, Braden	6'1"	210	Left	9/16/89	Lloydminster, Saskatchewan	CAPITALS/Hershey	NHL/AHL
40	LEGGIO, David	6'0"	185	Left	7/31/84	Williamsville, New York	Rochester	AHL
30	NEUVIRTH, Michal	6'1"	207	Left	3/23/88	Usti nad Labem, Czech Republic	CAPITALS	NHL

Roster as of September 11, 2013



KARL ALZNER

Defense • Height: 6'2" • Weight: 217 • Shoots: Left
Born: September 24, 1988 (Burnaby, British Columbia)
Drafted: Capitals' first-round choice, fifth overall, in the 2007 Entry Draft

27

2012-13

Finished 3rd on WSH in ice time (20:57) ... Ranked 2nd on WSH in blocked shots (85) ... Registered an assist on 4/20 at MTL ... Recorded an assist on 3/22 at WPG ... Tallied an assist on 3/14 at CAR ... Registered an assist on 3/9 at NYI ... Scored first goal of the season on 2/12 at FLA ... Ranked tied for first on the team in plus/minus (+3) and third in ice time per game (22:18) during the playoffs.

Career

2011-12: Set career highs in points and assists while playing in all 82 games for the second-consecutive year ... Ranked 4th on the team in ice time per game (20:52) ... Finished 3rd on the team in blocked shots (139) ... T-1st on the team in plus/minus (+12) ... Tallied an assist on Caps' first goal of the game on 4/5 vs. FLA ... Assisted on Caps' first goal on 3/31 vs. MTL ... Tallied a team-high 11 blocked shots on 2/5 vs. BOS ... Set a career high in points (13) with his assist on 2/1 at FLA ... First-career fighting major (Downie) 1/13 vs. TB ... Set a career high in assists (11) with his assist on 12/31 at CBJ ... Recorded an assist on the overtime GWG on 12/3 vs. OTT ... Recorded an assist on 11/4 at CAR ... Scored his first goal of the year (first goal since 12/18/10 at BOS) on 10/27 at EDM ... Established a new career high point streak (3 games) with his assist on 10/13 at PIT ... Registered an assist on 10/10 vs. TB ... Recorded his first assist of the season on 10/8 vs. CAR ... Tallied 2 shots, 2 hits and 2 blocked shots on 10/8 vs. CAR ... Led the team in postseason time on ice per game (24:53) ... Ranked 3rd on WSH in blocked shots (33) during the playoffs ... Skated 37:14 in Game 3 of ECSF vs. NYR. **2010-11:** Tied for fifth on the team in plus/minus at +14 ... Set a career high for games played (82), goals (2), assists (10), points (12), plus/minus (+14) and penalty minutes (24) ... Seventh on the team in time on ice per game (20:00) ... Third on the team in blocked shots (132) ... Skated a career high 26:49 vs. CAR on 3/29 ... Had a career-high three assists at ANA (2/16) ... Was +17 in 29 games from 12/15-2/21 (1g-5a) ... Had an assist and skated 30:13 in Game 4 of ECQF vs. NYR ... Finished with a game-high eight blocked shots in Game 1 of ECQF vs. NYR ... Tied for second on the team with 20 blocked shots in the playoffs ... Ranked fourth on the team during the playoffs with 23:18 of ice time per game. **2009-10:** Appeared in 21 games in six recalls to Washington, posting five assists ... Skated an average of 16:24 per game ... Played a season-high 21:35 and was +2 12/15 at COL ... Three of his five assists came in December ... Washington was 5-0-0 when he had a point ... Made his NHL playoff debut in Game 7 vs. MTL (4/28) ... Played 56 games for Hershey (AHL) ... Ranked third on the team and tied for sixth in the AHL at +34 (tied with Chris Chelios) ... Posted 21 points (3g-18a) ... Two of his three goals came on the power play ... Offense picked up significantly in the second half: he had 1g-3a through December and 2g-15a after 1/1 ... Was +4 as Hershey beat Binghamton 8-1 (10/10) ... Had an assist and was +3 10/30 at Hartford and on 11/13 vs. Norfolk ... Had 2a on 2/21 vs. Albany ... Had separate point streaks of three games and five games in March, when he totaled nine points (1g-8a) ... His two PPGs came in the last eight games of the regular season ... Led Hershey defensemen and ranked tied for fourth among AHL defensemen with 10 points (3g-7a) in 20 playoff games ... Tied for ninth in the league with a +7 playoff rating ... Recorded three assists 4/25 vs. Albany ... Scored the second goal of the game in Hershey's 4-0 Calder Cup-clinching Game 6 win vs. Texas (6/14). **2008-09:** Appeared in 30 games in three recalls to Washington, posting five points (1g-4a) and two PIM ... The only NHL defenseman with more than 25 games played and fewer than eight PIM ... Played 20 or more minutes in 15 of his 30 games ... Ranked third among NHL rookies in ice time (19:25 per game) ... Assisted on two GWGs ... Named one of the three stars in three games ... Made NHL debut vs. ATL (11/26) ... Recorded his first NHL point with an assist 12/4 vs. NYI ... Scored his first career goal and added an assist for his first multiple-point game 12/6 at TOR, giving him three points in two games ... Logged a career high 24:45 of ice time on 12/20 at PHI ... Played in 48 games for Hershey, netting

20 points (4g-16a) and 10 PIM ... Shared the lead among AHL rookies with a +23 rating ... Had four multiple-point games ... Played 10 games in Hershey's run to the Calder Cup, recording two assists.

Junior Career

2007-08: Named to the Canadian Major Junior First All-Star Team and the Canadian Major Junior Defenseman of the Year ... Also chosen as the WHL Player of the Year, the WHL Defenseman of the Year and named to the WHL East First All-Star Team ... Captain of the CGY Hitmen (WHL) ... Played 60 games for CGY and had 36 points (7g-29a) and only 15 PIM ... Finished with a +26 rating ... Had two assists in the first game of the season against Red Deer (9/21) ... Registered eight multiple-point games during the season, including a three-point game (1g-2a) vs. Brandon (1/27) ... Scored the GWG in overtime at Kootenay (1/22) ... Had eight points (6g-2a) in 16 playoff games ... Tied for the team lead in defensemen playoff goals and ranked second in points by a defenseman ... Represented Canada in the 2007 Canada-Russia Super Series and the 2008 World Junior Championship. **2006-07:** Won a gold medal with Team Canada at the 2007 World Junior Championship ... Earned WHL Eastern Conference Second-Team All-Star honors ... Played in the 2007 Top Prospects Game ... Represented the WHL in the 2006 Canada-Russia Challenge ... Posted 47 points (8g-39a) and a +16 rating in 63 games for CGY ... Led all Hitmen defensemen in assists and points; tied for the lead among team defensemen in goals ... Won CGY's Coaches' Award and was named the team's top defenseman ... Had 13 points in 18 playoff games as the Hitmen reached the Eastern Conference finals. **2005-06:** Skated in 70 games for CGY and tallied 24 points (4g-20) ... Had one goal and three assists in 13 playoff games. **2004-05:** Played in 66 games in his first year in CGY and dished out 10 assists ... Had three assists in 12 playoff games. **2003-04:** Saw action in 41 games for Richmond of the PIJHL, recording three goals and nine assists ... Made his WHL debut.

International Career

Won back-to-back World Junior Championship gold medals with Canada (2007, 2008). **2008:** Captain of Team Canada at the World Junior Championship ... Posted two points (1g-1a) and was +2 in seven games ... Chosen by the coaching staff as one of Canada's top three players in the tournament ... Also represented Canada in the Canada-Russia Super Series. **2007:** Played six games for Canada at the World Junior Championship, recording one assist. **2005:** Played for Team Canada in the Under-18 Junior World Cup in the Czech Republic/Slovakia ... Played for Team Pacific at the 2004-05 World Under-17 Hockey Challenge in Lethbridge, Alberta.

NHL Transactions

Selected by Washington in the first round, fifth overall, in the 2007 Entry Draft.

Personal

Twitter: @KarlAlzner ... Enjoys golf, swimming, movies and camping ... Supports Canuck Place Children's Hospice in VAN ... His favorite hockey memories are winning two World Junior Championships and his first NHL game ... Favorite athlete is Steve Nash ... Won CGY's Scholastic Player of the Year in each of his first two seasons with the team ... Was the subject of an hour-long radio documentary called Hockey Diaries in 2008-09.

27 KARL ALZNER



vs. the NHL

	GP	G	A	P	PIM
ANA	3	0	3	3	0
BOS	14	1	1	2	2
BUF	14	1	1	2	0
CGY	2	0	0	0	0
CAR	20	0	3	3	6
CHI	2	0	0	0	0
COL	3	0	2	2	0
CBJ	4	0	1	1	0
DAL	2	0	0	0	2
DET	4	0	1	1	0
EDM	4	1	1	2	4
FLA	20	1	3	4	8
LA	3	0	0	0	2
MIN	2	0	0	0	2
MTL	16	0	5	5	2
NSH	3	0	1	1	2
NJ	12	0	2	2	2
NYI	15	0	3	3	4
NYR	14	0	3	3	8
OTT	14	0	2	2	4
PHI	14	0	1	1	6
PHX	3	0	0	0	0
PIT	13	0	1	1	8
SJ	5	0	0	0	0
STL	5	0	0	0	4
TB	17	0	2	2	9
TOR	13	1	1	2	0
VAN	3	0	0	0	0
WPG	19	0	2	2	2

Playoffs vs. the NHL

	GP	G	A	P	PIM
BOS	7	0	1	1	0
MTL	1	0	0	0	0
NYR	19	1	1	2	2
TB	4	0	0	0	0

CAREER HIGHLIGHTS

First NHL Game:

11/26/08 (WSH 5 vs ATL 3)

First NHL Goal:

12/6/08 (WSH 2 at TOR 1, Toskala)

First NHL Assist:

12/4/08 (WSH 5 vs NYI 2)

Most Goals in a Game:

1 (5 times, last 2/12/13, WSH 6 at FLA 5)

Most Assists in a Game:

3 (2/16/11, WSH 7 vs ANA 6)

Most Points in a Game:

3 (2/16/11, WSH 7 vs ANA 6, 3A)

Most Shots in a Game:

5 (4/16/13, WSH 5 vs TOR 1)

Most PIM in a Game:

5 (1/13/12, WSH 4 vs TBL 3)

Most Ice Time in a Game:

27:40 (12/7/11, WSH 5 at OTT 3)

Multiple-Point Games:

2 (last: 2/16/11, WSH 7 at ANA 6, 3A)

Longest Assist Streak:

3 (10/8/11-10/13/11, 3A)

Longest Point Streak:

3 (10/8/11-10/13/11, 3A)

Penalty Shots: None

Shootouts: None

PLAYOFF CAREER HIGHLIGHTS

Most Assists in a Game:

1 (4 times, last: 5/10/13, WSH 2 vs NYR 1)

Most Points in a Game:

1 (4 times, last: 5/10/13, WSH 2 vs NYR 1, 1A)

CAREER STATISTICS

CAREER STATISTICS			Regular Season											Playoffs				
Year	Team	League	GP	G	A	Pts	PIM	+/-	PP	SH	GW	S	GP	G	A	Pts	PIM	
2003-04	Richmond	PJHL	41	3	9	12	8	-	-	-	-	-	13	0	2	2	0	
	Calgary	WHL	1	0	0	0	0	-	-	-	-	-	-	-	-	-	-	
2004-05	Calgary	WHL	66	0	10	10	19	-	-	-	-	-	12	0	3	3	9	
2005-06	Calgary	WHL	70	4	20	24	28	-	-	-	-	-	13	1	3	4	4	
2006-07	Calgary	WHL	63	8	39	47	32	-	-	-	-	-	18	1	12	13	4	
	Canada	WJC	6	0	1	1	2	-	-	-	-	-	-	-	-	-	-	
2007-08	Calgary	WHL	60	7	29	36	15	-	-	-	-	-	16	6	2	8	4	
	Canada	WJC	7	1	1	2	0	-	-	-	-	-	-	-	-	-	-	
2008-09	CAPITALS	NHL	30	1	4	5	2	-1	0	0	0	31	-	-	-	-	-	
	Hershey	AHL	48	4	16	20	10	-	-	-	-	-	10	0	2	2	2	
2009-10	CAPITALS	NHL	21	0	5	5	8	-2	0	0	0	16	1	0	0	0	0	
	Hershey	AHL	56	3	18	21	10	-	-	-	-	-	20	3	7	10	4	
2010-11	CAPITALS	NHL	82	2	10	12	24	14	0	0	0	64	9	0	1	1	0	
2011-12	CAPITALS	NHL	82	1	16	17	29	12	0	0	0	56	14	0	2	2	0	
2012-13	CAPITALS	NHL	48	1	4	5	14	-6	0	0	0	39	7	1	1	2	2	
NHL/CAPITALS TOTALS			263	5	39	44	77	17	0	0	0	206	31	1	4	5	2	

WHL East Second All-Star Team (2007) • WHL East First All-Star Team (2008) • WHL Defenseman of the Year (2008) • WHL Player of the Year (2008) • Canadian Major Junior First All-Star Team (2008) • Canadian Major Junior Defenseman of the Year (2008)



NICKLAS BACKSTROM

Center • Height: 6'1" • Weight: 208 • Shoots: Left
Born: November 23, 1987 (Gavle, Sweden)

Drafted: Capitals' first-round choice, fourth overall, in the 2006 Entry Draft

19

Recorded 306 career assists, the second most by a Capital in his first six seasons, trailing only Alex Ovechkin (313) ... Registered 415 career points, trailing only Ovechkin (614) and Mike Gartner (505) for scoring by a Cap in a player's first six seasons ... Ranks fifth in the league in assists over the last six years (trailing Henrik Sedin, Joe Thornton, Martin St. Louis and Ryan Getzlaf) ... One of only 13 players averaging at least a point per game over the last five seasons (min. 300 games) ... The top-scoring player from his draft class (2006) ... Ranks 14th in career scoring for the Capitals and has two of the team's top four single-season assist totals.

2012-13

Finished 1st on WSH in assists; 2nd on WSH in points ... Ranked 3rd in the NHL in assists; T-13th in NHL in points ... Registered 1g-1a on 4/23 vs. WPG ... Scored a goal and an assist on 4/20 at MTL ... Tallied 2 assists on 4/9 at MTL ... Recorded 3a on 4/6 at FLA ... Tallied 4 assists on 4/2 at CAR ... Scored a goal in his 400th NHL game on 3/31 at PHI ... Scored 1g-1a and SOG on 3/24 at NYR ... Collected a goal and an assist on 3/21 at WPG ... Recorded 2 assists on 3/17 vs. BUF ... Registered an assist on 3/14 at CAR ... Scored a goal on 3/9 at NYI ... Tallied an assist on 3/7 vs. FLA ... Recorded 3 assists on 3/5 vs. BOS ... Collected an assist on 3/2 at WPG ... Tallied a goal and an assist on 2/26 vs. CAR ... Recorded an assist on 2/23 vs. NJ ... Tallied an assist and won 11 of 16 face-offs on 2/21 vs. NJ ... Recorded an assist on 2/14 at TB ... Registered 2 assists on 2/12 at FLA ... Ranked T-1st on the team with 4 points during the postseason ... Led the team in faceoff winning percentage (54.5%) during the playoffs.

Career

2011-12: Finished 5th on the team in points (44) despite missing 40 games (1/7-3/29) due to injury ... Collected 16 multiple-point games ... Scored a goal and added an assist on 4/7 at NYR ... Tallied 3 assists on 1/3 vs. CGY ... 13th multi-point game on 12/20 vs. NSH (1g-1a) ... Collected a goal and an assist on 12/7 at OTT ... Recorded a goal and an assist on 11/21 vs. PHX ... Was named NHL's Third Star of the week for week ending Nov. 6 ... Recorded his 8th multi-point game of the season (4th in a row) with 2 assists on 11/5 at NYI ... Had a goal and an assist on 11/4 at CAR ... Scored the GTG and the GWG on 11/1 vs. ANA ... Recorded his 5th multiple-point game of the season with 2 assists on 10/29 at VAN ... Collected a goal and an assist on 10/22 vs. DET ... Registered his 3rd multiple-point game of the season with 2 assists on 10/20 at PHI ... Ranked 2nd on WSH in playoff scoring and 1st in assists and penalty minutes ... Led all WSH forwards in ice time per game (21:31) and all Capitals in takeaways during the postseason (19) ... Scored the GWG in double overtime of Game 2 of the ECQF on 4/14 at BOS ... Had two, two-assist games during the playoffs. **2010-11:** Collected 19 multiple-point games ... Second on the team in points (65) and assists (47) and fourth in goals (18) ... One of just six active players to record at least 40 assists in each of his first four NHL seasons ... Led the team and ranked sixth in the league in takeaways (73) ... Had his 313 consecutive-games streak snapped on 3/9 vs. EDM; was the third-longest streak in franchise history ... Registered 10 points (2g-8a) in six games against TB ... Tied for first on the team in plus/minus at +24 ... Recorded his 300th career point (an assist) on 1/18 at PHI ... Had four games where he scored two goals ... Recorded 14 of his 18 goals and 33 of his 65 points on the road ... Had a five-game point streak (1g-6a) from 1/14-24 ... Recorded three four-point games 10/30 at CGY (1g-3a), 11/11 vs. TB (4a) and 2/4 at TB (2g-2a) ... Had a single-game career high seven shots on goal on 3/26 at MTL ... Finished the playoffs second among forwards in ice time per game (23:18) ... Led the team with six postseason takeaways. **2009-10:** The only Capitals player to compete in every game ... Second on the team in scoring and set career highs in points (101), goals (33) and assists (68) ... Third in the NHL with 68 assists and fourth with 101 points ... Became the fourth Capital to reach the 100-point milestone in a season, joining Alex Ovechkin (four times), Mike Gartner and Dennis Maruk (one each) ... He and Ovechkin became the first Capitals teammates to record 100-plus points in the same season ... First Washington center in 20 years to record 30 goals (Mike Ridley, 1989-90) ... Second Capital ever with 30 goals and 60 assists in the same season (Dennis Maruk had 60g-70a in 1981-82) ... Led the NHL with 48 points (15g-33a) on the road ... His 68 assists place him third in team history for a single season ... Ranked fourth in the NHL with 26 power-play assists and tied for third with 37 power-play points ... Led the team with 12 game-winning assists ... Third on the team with 11 PPG and fourth on the team and in the NHL with a +37 rating ... Assisted on Ovechkin's 50th goal to earn his 100th point 4/9 vs. ATL ... The two became the eighth teammates all-time to hit 50 goals and 100 points in the same game, the first since Craig Simpson and Mark Messier in 1988 ... Named NHL First Star of the Week for the week ending 12/6 after recording nine points (4g-5a) ... Was named NHL Third Star of the Week once in January, February and April ... Ranked second on the team with nine points (5g-4a) in seven playoff games ... Had his first hat trick as a professional and added an assist in Game 2 of the ECQF vs. MTL (4/17) ... He and MTL's Andrei Kostitsyn became the fifth pair of playoff opponents to both record hat tricks in the same game ... Had a three-point night (1g-2a) and was

+4 in Game 4 at MTL (4/21). **2008-09:** Paced NHL sophomores and tied for ninth in the NHL with 88 points ... Second on the team in scoring and registered career highs in points (88), goals (22) and assists (66) ... His 88 points were the most by a Capital other than Alex Ovechkin in 20 years (Mike Ridley had 91 in 1988-89) ... Tied for third in the NHL with 66 assists ... His 66 assists ranked third in team history for a single season ... Tied for fourth in the NHL with 28 power-play assists and tied for second with 24 divisional assists (Ovechkin was first with 26) ... Third on the team with 14 PPGs and a +16 rating ... Led the team and fifth in the league with 77 takeaways ... Third on the team with 21 multiple-point games and first with 15 multiple-assist games ... Named to the NHL YoungStars Game but did not participate ... Recorded a single-game career high five points (1g-4a) at NJ (11/15), with a hand in every Caps goal ... Named the NHL's First Star of the Week for the week ending 11/16 (2g-9a, +10) ... His 12 assists in 14 playoff games led the Caps, while his 15 points ranked second on the team behind Ovechkin ... Led the NHL with seven assists in the first round of the playoffs ... Finished with the second-best assist total in Caps playoff history, one shy of Andrei Nikolishin's single-season record (13, 1998) ... Had a point in all seven Capitals wins in the playoffs ... Tallied eight points (3g-5a) vs. PIT in the ECSCF ... Scored goals in Games 3, 4 and 5 vs. PIT (3g-1a; 5/6—5/9). **2007-08:** Runner-up for the Calder Trophy as the NHL's rookie of the year ... Named to the NHL All-Rookie Team and played in the NHL YoungStars Game ... One of four Capitals to play in every game ... Paced NHL rookies in assists (55) and finished second in points (69); finished 11th in the NHL in assists ... His 55 assists set a Capitals rookie record; he is the second most prolific rookie scorer in Capitals history ... Tied for third among rookies with a +13 rating and had the highest rating among the top 15 rookie scorers ... Led the Capitals and all NHL rookies with 72 takeaways; tied for sixth in the league ... The only rookie with at least 45 points to have a plus-rating in both home and road games ... Tied for first among rookies in power-play assists (22) and ranked third in rookie power-play points (25) ... Tied for second among rookies with four GWGs (11/8 at OTT; 11/23 at PHI; 3/5 at BUF and 3/25 at ATL) ... Notched his first NHL point, an assist, in his first game, 10/5 at ATL ... Scored his first NHL goal 11/8 at OTT ... Posted his first multiple-point game (1g-2a) on his 20th birthday and Bruce Boudreau's NHL coaching debut, 11/23 at PHI ... Became the first rookie in NHL history to post back-to-back four-assist games (1/19 vs. FLA and 1/21 at PIT); had his third four-point game (1g-3a) vs. TOR (3/3) ... Shared the team lead in playoff goals (4) and was tied for second in the NHL in first-round goals ... Led all NHL rookies in first-round goals and shared the lead among rookies in points ... Ranked tied for fourth on the team with six points in seven playoff games ... Finished a team-best +3 in the playoffs ... Had an assist in his first career playoff game, 4/11 vs. PHI ... Scored goals in four straight games to close out the ECQF series vs. PHI, notching the Capitals' first goal in each of those games.

European Career

2005-06: Named Rookie of the Year in the Swedish Elite League, a league all-star and the best forward for Brynas.

International Career

Has represented Sweden in six international competitions, participating in the World Junior Championship twice, the World Championship three times and the 2010 Olympic team. **2012-13:** Appeared in 19 games for the Moscow Dynamo of the KHL during the work stoppage ... scored 10 goals and earned 15 assists. **2006:** Posted seven points (4g-3a) in six games in the World Junior Championship, leading the Swedes in goals and ranking second in points ... Named Sweden's best forward in the tournament ... Finished tied for fifth in the tournament in points and tied for third in goals ... Made his debut at the World Championship, playing in four games and helping Sweden win the gold medal.

NHL Transactions

Selected by Washington in the first round, fourth overall, in the 2006 Entry Draft.

Personal

Twitter: @Backstrom19 ... Son of Anders and Christine Backstrom ... Anders played professionally in Sweden and was a draft pick of the NYR (10th round, 203rd overall, in 1980) ... Brother, Kristoffer, is a defenseman playing in Sweden ... Enjoys golf and tennis ... First job was as a carpenter ... Was on the cover of the Swedish edition of EA Sports' NHL10 video game ... Threw out the first pitch at the Washington Nationals-Baltimore Orioles game May 21, 2007, at RFK Stadium, the first baseball game he ever attended.

19 NICKLAS BACKSTROM



vs. the NHL

	GP	G	A	P	PIM
ANA	5	3	4	7	0
BOS	19	4	16	20	10
BUF	22	8	13	21	8
CGY	5	1	8	9	2
CAR	32	11	28	39	16
CHI	3	2	1	3	0
COL	5	2	2	4	2
CBJ	7	1	3	4	0
DAL	4	0	4	4	0
DET	5	2	3	5	0
EDM	4	2	0	2	2
FLA	33	6	29	35	18
LA	4	1	2	3	2
MIN	4	1	0	1	2
MTL	19	6	12	18	4
NSH	7	3	4	7	6
NJ	22	3	14	17	10
NYI	20	5	12	17	12
NYR	22	5	15	20	12
OTT	22	8	13	21	12
PHI	21	9	23	32	10
PHX	4	1	2	3	8
PIT	21	1	24	25	20
SJ	5	1	3	4	4
STL	6	4	3	7	2
TB	32	5	26	31	24
TOR	21	3	16	19	16
VAN	5	0	3	3	0
WPG	34	11	23	34	2

Playoffs vs. the NHL

	GP	G	A	P	PIM
BOS	6	1	3	4	16
MTL	7	5	4	9	4
NYR	26	2	13	15	8
PHI	7	4	2	6	2
PIT	7	3	5	8	4
TB	4	0	1	1	2

CAREER HIGHLIGHTS

First NHL Game:

10/5/07 (WSH 3 at ATL 1)

First NHL Assist:

10/5/07 (WSH 3 at ATL 1)

First NHL Goal:

11/8/07 (WSH 4 at OTT 1, Emery)

Most Goals in a Game:

2 (14 times, last 11/1/11, WSH 5 vs ANA 4 OT)

Most Assists in a Game:

4 (7 times, last 4/2/13, WSH 5 at CAR 3)

Most Points in a Game:

5 (3 times, last 2/4/10, WSH 6 at NYR 5, 1G-4A)

Most Shots in a Game:

7 (3 times, last: 4/7/13, WSH 4 vs TBL 2)

Most PIM in a Game:

10 (2/7/10, WSH 5 vs PIT 4 OT)

Most Ice Time in a Game:

26:25 (3/30/10, WSH 4 at OTT 5 OT)

Multiple-Point Games:

111 (last: 4/23/13, WSH 5 vs WPG 3, 1G-1A)

Longest Goal Streak:

3 (3 times, last: 12/19/09–12/26/09, 4G)

Longest Assist Streak:

9 (1/23/10–2/10/10, 14A)

Longest Point Streak:

10 (2 times, last: 10/29/11–11/11/11, 3G-7A)

Penalty Shots: None

Shootouts: 9/22

PLAYOFF CAREER HIGHLIGHTS

Most Goals in a Game:

3 (4/17/10, WSH 6 vs MTL 5 OT)

Most Assists in a Game:

3 (4/20/09, WSH 4 vs NYR 0)

Most Points in a Game:

4 (4/17/10, WSH 6 vs MTL 5 OT, 3G-1A)

CAREER STATISTICS

Year	Team	League	GP	G	A	Pts	PIM	+/-	PP	SH	GW	S	GP	G	A	Pts	PIM
2004-05	Brynäs	J20Selit	29	17	17	34	24	-	-	-	-	-	10	1	1	2	0
	Brynäs	SEL	19	0	0	0	2	-	-	-	-	-	-	-	-	-	-
2005-06	Brynäs	SEL	46	10	16	26	30	-	-	-	-	-	4	1	0	1	2
	Brynäs	J20Selit	-	-	-	-	-	-	-	-	-	-	1	0	0	0	2
Sweden	WJC	6	4	3	7	2	-	-	-	-	-	-	-	-	-	-	-
	Sweden	WC	4	0	0	0	0	-	-	-	-	-	-	-	-	-	-
2006-07	Brynäs	SEL	45	12	28	40	46	-	-	-	-	-	7	3	3	6	6
	Sweden	WJC	7	0	7	7	6	-	-	-	-	-	-	-	-	-	-
	Sweden	WC	9	1	5	6	4	-	-	-	-	-	-	-	-	-	-
2007-08	CAPITALS	NHL	82	14	55	69	24	13	3	0	4	153	7	4	2	6	2
	Sweden	WC	9	3	4	7	4	-	-	-	-	-	-	-	-	-	-
2008-09	CAPITALS	NHL	82	22	66	88	46	16	14	0	1	174	14	3	12	15	8
2009-10	CAPITALS	NHL	82	33	68	101	50	37	11	0	4	222	7	5	4	9	4
	Sweden	Olympics	4	1	5	6	0	-	-	-	-	-	-	-	-	-	-
2010-11	CAPITALS	NHL	77	18	47	65	40	24	4	1	2	202	9	0	2	2	4
2011-12	CAPITALS	NHL	42	14	30	44	24	-4	3	0	4	95	13	2	6	8	18
2012-13	CAPITALS	NHL	48	8	40	48	20	8	3	0	1	82	7	1	2	3	0
NHL/CAPITALS TOTALS			413	109	306	415	204	94	38	1	16	928	57	15	28	43	36

NHL All-Rookie Team (2008)



JAY BEAGLE

Center • Height: 6'3" • Weight: 212 • Shoots: Right
Born: October 16, 1985 (Calgary, Alberta)
Acquired: Signed as a free agent, March 26, 2008

83

2012-13

Ranked 4th on WSH in face-off percentage (56.1) ... Registered an assist on 4/23 vs. WPG ... Recorded an assist on 4/13 vs. TB ... Tallied an assist on 4/11 vs. CAR ... Scored a goal on 3/22 at WPG ... Registered an assist on 2/27 at PHI ... Played 100th career game on 2/26 vs. CAR ... Scored first goal of the year, the GWG, on 2/14 at TB ... Tallied an assist on 1/29 at BUF ... Won 12 of his 15 face-offs (80%) on 1/27 vs. BUF ... Won 7 of 12 face-offs on 1/25 at NJ ... Recorded his first assist of the season on 1/24 vs. MTL.

Career

2011-12: Set career highs in games played (41), goals (4), points (5) and PIM (23) despite missing 31 games (10/15-12/26) due to injury ... Finished the season having won 57.7% of his faceoffs; 2nd on the team ... Scored his 4th goal of the season on 4/5 vs. FLA ... Tallied his third goal of the year on 3/31 vs. MTL ... Skated a season-high 20:10 3/23 vs. WPG ... Scored a goal on 3/10 at BOS ... Scored his first goal of the season on 3/6 vs. CAR ... Led the team with five shots on 2/28 vs. NYI ... First point (assist) of the season on 1/24 vs. BOS ... Scored first career playoff goal in Game 5 of ECQF at BOS on 4/21 ... Tallied first career postseason assist in Game 2 of ECSF at NYR on 4/30 ... Averaged 18:25 of ice time per game during the playoffs compared to 11:51 per game during the regular season ... T-6th on WSH in hits (25) and 5th among WSH forwards in blocked shots (13) during playoffs ... Led WSH in face-off percentage (54%) during postseason. **2010-11:** Played in a career-high 31 games ... Scored his first goal of the season on 12/21 vs. NJ ... Scored his second NHL goal of the season on 12/18 vs. MTL ... Both of his NHL

goals were game-winning tallies. **2009-10:** Recorded his first NHL point with an assist 11/17 at NYR ... Scored his first career goal 11/23 at OTT ... Had nine points (2g-7a) as Hershey won the Calder Cup. **2008-09:** Made NHL debut at NYR (2/11), posting three shots ... Made his NHL playoff debut 5/8 at PIT ... With Hershey, appeared in 18 postseason games as the Bears won the Calder Cup. **2007-08:** Ranked tied for fifth on the team in goals (19).

College Career

2006-07: Set career highs in points (20), goals (10), assists (10) and penalty minutes (93) ... Ranked t-3rd in points and goals for Alaska-Anchorage. **2005-06:** Made his collegiate debut with the University of Alaska-Anchorage, tallying 10 points (4 goals, 6 assists) in 31 games ... Ranked t-6th on the team in goals.

NHL Transactions

Signed as a free agent, March 26, 2008.

Personal

Nickname is "Beags" ... Lists favorite off-season activities as golfing and fishing ... Favorite sport other than hockey is dirt biking ... Has a dog named Sam and a car named Zipper ... Favorite D.C.-area restaurant is Sweet Green ... Favorite movie is "Zoolander".

83 JAY BEAGLE



vs. the NHL

	GP	G	A	Pts	PIM
ANA	1	0	0	0	0
BOS	7	1	1	2	0
BUF	6	0	0	0	0
CGY	1	0	0	0	0
CAR	10	1	1	2	4
CHI	1	0	0	0	0
DET	2	0	0	0	0
FLA	12	1	0	1	4
LA	1	0	0	0	0
MIN	1	0	0	0	0
MTL	11	2	1	3	4
NJ	6	1	0	1	4
NYI	8	0	0	0	6
NYR	9	0	1	1	2
OTT	7	1	1	2	0
PHI	7	0	1	1	4
PIT	10	0	0	0	7
SJ	2	0	0	0	2
TB	10	1	2	3	6
TOR	7	0	0	0	2
VAN	1	0	0	0	0
WPG	10	1	1	2	4

Playoffs vs. the NHL

	GP	G	A	Pts	PIM
BOS	7	1	0	1	4
PIT	4	0	0	0	0
NYR	14	1	1	2	4

CAREER HIGHLIGHTS

First NHL Game:

2/11/09 (WSH 4 at NYR 5 SO)

First NHL Assist:

11/17/09 (WSH 4 at NYR 2)

First NHL Goal:

11/23/09 (WSH 3 at OTT 4 OT, Elliott)

Most Goals in a Game:

1 (9 times, last: 3/22/13, WSH 6 vs WPG 1)

Most Assists in a Game:

1 (9 times, last: 4/23/13, WSH 5 vs WPG 3)

Most Points in a Game:

1 (18 times, last: 3/22/13, WSH 6 vs WPG 1))

Most PIM in a Game:

7 (10/13/11, WSH 3 vs PIT 2 OT)

Most Ice Time in a Game:

20:10 (3/23/12, WSH 3 vs WPG 4 OT)

Multiple-Point Games:

None

Longest Goal Streak:

None

Longest Assist Streak:

None

Longest Point Streak:

2 (4/11/13-4/13/13, 2A)

Penalty Shots: None

Shootouts: None

PLAYOFF CAREER HIGHLIGHTS

Most Goals in a Game:

1 (2 times, last 5/6/13, WSH 3 at NYR 4, 1G)

Most Assists in a Game:

1 (4/30/12, WSH 3 at NYR 2)

Most Points in a Game:

1 (3 times, last 5/6/13, WSH 3 at NYR 4, 1G)

CAREER STATISTICS

Year	Team	League	GP	G	A	Pts	PIM	+/-	PP	SH	GW	S	GP	G	A	Pts	PIM
2003-04	Calgary	AJHL	58	10	27	37	100	-	-	-	-	-	-	-	-	-	-
2004-05	Calgary	AJHL	64	28	42	70	114	-	-	-	-	-	-	-	-	-	-
2005-06	Ak.-Anchorage	WCHA	31	4	6	10	40	-	-	-	-	-	-	-	-	-	-
2006-07	Ak.-Anchorage	WCHA	36	10	10	20	93	-	-	-	-	-	-	-	-	-	-
	Idaho	ECHL	8	2	8	10	4	-	-	-	-	-	18	1	2	3	22
2007-08	Hershey	AHL	64	19	18	37	41	-	-	-	-	-	5	0	1	1	2
2008-09	CAPITALS	NHL	3	0	0	0	2	-3	0	0	0	5	4	0	0	0	0
	Hershey	AHL	47	4	5	9	37	-	-	-	-	-	18	1	3	4	16
2009-10	CAPITALS	NHL	7	1	1	2	2	-1	0	0	0	10	-	-	-	-	-
	Hershey	AHL	66	16	19	35	25	-	-	-	-	-	21	2	7	9	0
2010-11	CAPITALS	NHL	31	2	1	3	8	-2	0	0	2	27	-	-	-	-	-
	Hershey	AHL	34	8	6	14	26	-1	1	4	1	71	-	-	-	-	-
2011-12	CAPITALS	NHL	41	4	1	5	23	-2	0	0	0	49	12	1	1	2	4
2012-13	CAPITALS	NHL	48	2	6	8	14	-1	0	0	1	56	7	1	0	1	4
NHL/CAPITALS TOTALS			130	9	9	18	49	-9	0	0	3	147	23	2	1	3	8



TROY BROUWER

Right Wing • Height: 6'3" • Weight: 218 • Shoots: Right
Born: August 17, 1985 (Vancouver, British Columbia)

Drafted: Chicago's seventh-round choice, 214th overall, in the 2004 Entry Draft

Acquired: From Chicago in exchange for Washington's first-round choice in the 2011 NHL Entry Draft, June 24, 2011

20

A member of the Stanley Cup-winning Chicago Blackhawks in 2010.

2012-13

Ranked 2nd on WSH in goals, 2nd on WSH in hits (108) and 4th on WSH in points ... Ranked T-16th in NHL in goals ... Tied career-high in power-play goals (7) ... Scored twice, including GWG, on 4/20 at MTL ... Scored a PPG on 4/13 vs. TB ... Scored 2g on 4/11 vs. CAR ... Recorded a goal and an assist on 3/30 at BUF ... Tallied an assist on 3/26 vs. NYI ... Scored a goal on 3/22 at WPG ... Scored GWG on 3/21 at WPG ... Posted an assist on 3/19 at PIT ... Registered 1g-1a on 3/17 vs. BUF ... Collected an assist on 3/14 at CAR ... Tallied an assist on 3/9 at NYI ... Recorded 2 assists on 3/7 vs. FLA ... Scored a goal on 3/2 at WPG ... Scored a PPG on 2/23 vs. NJ ... Registered 2 assists on 2/21 vs. NJ ... Scored the OT/GWG on 2/12 at FLA ... Scored 2 goals on 2/9 vs. FLA ... Added an assist on 2/5 vs. TOR ... Recorded an assist on 2/3 vs. PIT ... Tallied a goal on 2/1 vs. PHI ... Scored WSH's first goal of the game on 1/29 at OTT ... Scored first goal of the season on the power play on 1/22 vs. WPG ... Ranked T-1st on the team with 10 PIM during the postseason.

Career

2011-12: Led the team and ranked 9th in the NHL with 247 hits ... 4th on the team in goals ... One of just three WSH forwards to play in all 82 games ... Scored 18th goal of the season on 3/6 vs. CAR ... Scored 2 goals in the third period to force overtime on 2/28 vs. NYI ... Scored his 15th goal of the season on 1/31 at TB ... Scored first career hat trick on 1/13 vs. TB ... Tied a season-high for WSH with 11 hits on 1/11 vs. PIT ... Scored 11th goal of the season on 1/3 vs. CGY ... 10th goal of the season, game-winner, on 12/28 vs. NYR ... Scored his 9th goal of the season on 12/20 vs. NSH ... Gordie Howe hat trick on 12/7 at OTT (2nd of his career) ... Scored his 3rd goal of the season on 11/4 at CAR ... Scored his 2nd goal of the season on 11/1 vs. ANA ... Scored his first goal with WSH on 10/10 vs. TB ... Made his WSH debut on 10/8 vs. CAR ... T-7th on WSH in playoff points ... T-4th on the team in postseason goals ... Ranked 3rd on WSH in hits (39) ... Scored first playoff goal with WSH in Game 2 of ECQF at BOS on 4/14 ... Scored GWG in Game 5 of ECQF at BOS on 4/21 ... Tallied two assists in Game 5 of ECSF at NYR on 5/7. **2010-11:** Recorded 17 goals and a career-high 19 assists in 79 regular-season contests ... Ranked fourth on the club and equaled a career-best with seven power-play goals ... Paced the Blackhawks and ranked fifth in the NHL with 262 hits ... Ranked third on the team with five game-winning goals ... Netted the GWG on 2/16 vs. MIN for the 100th point (49G, 51A) of his NHL career ... Recorded his second consecutive multi-goal effort with two markers on 1/22 at DET ... Notched a pair of goals, including the game-winner, in a 40-second span on Jan. 16 vs. NSH ... Tied career-bests with two goals and three points on 12/13 at COL ... Tallied points in four consecutive games (3G, A) from Nov. 19-26 ... Netted his first goal of the season on 10/30 in MIN and added an assist for his first multi-point outing of the season ... Tallied 34 (17G, 17A) of his 36 points in 61 tilts against Western Conference opponents. **2009-10:** Posted career-highs in goals (22), assists (18), points (40), plus/minus rating (+9) and PIMs (66) in a career-best 78 regular-season contests ... Ranked third on the club with a career-high seven power-play goals despite ranking seventh in PP ice time ... Tied for fourth in the NHL with a 19.0% shooting percentage ... Ranked second among team forwards with 46 blocked shots ... Became the fifth Blackhawks player of the season to reach the 20-goal plateau with a GWG on March 18 in LA ... Led the club with five goals over a season-long eight-game road trip from Jan. 16 to 30 ... Posted his first multi-goal game of the season with a pair of markers, including the OT winner, on Jan. 28 at SJ ... Registered his third multiple-point game of the year on Jan. 16 in CBJ ... Established a new career-high with his 11th goal of the season on Jan. 3 against ANA ... Collected six points (3G, 3A) over a five-game stretch from Nov. 9 to Nov. 19 ... Tallied a game-winning, power-play goal on Nov. 13 against TOR along with a team-high 7 hits ... Tied a career-high with three points (G, 2A) on Nov. 9 vs. LA ... Posted five of his six multi-point outings on the road. **2008-09:** Appeared in 69 regular-season games during his first full NHL campaign, ranking second among team rookies with 10 goals, 16 assists and 26 points ... Ranked second among team forwards and third overall while holding fifth among NHL rookies with 125 hits ... Tallied two assists in 17 games during his Stanley Cup Playoff debut ... Tied for third on the team with 50 hits ... Notched his first career Stanley Cup Playoff point, an assist, and eight hits on May 2 against VAN (Game 2) ... Registered a team playoff-high nine hits

on May 5 against VAN (Game 3) ... Recorded 29 hits during the six-game conference semifinals series against VAN ... CHI recorded a perfect 9-0-0 mark when he posted at least one goal in a game ... Established career highs with two goals and three points on Dec. 16 against EDM ... Notched five multiple-point outings, which includes accruing the first two points of his season (2A) on Oct. 25 against DET ... Started the season with the AHL's Rockford IceHogs, collecting eight points (2G, 6A) in five games before being recalled for the remainder of the season on Oct. 21 ... Recorded points in back to back games for the first time in his career on Feb. 14 and 17, netting a goal and two assists ... Recorded his first career NHL goal on Nov. 3 against COL ... Tallied the first power-play goal of his NHL career on Nov. 9 against CGY and the first short-handed goal of his NHL career on Feb. 5 at CGY ... Accrued 50 penalty minutes and a +7 plus/minus rating ... Logged a season-high 22:54 time on ice on March 11 against CAR ... Missed four games due to injury from March 31 to April 5. **2007-08:** Collected one assist – his first career NHL point – in two games with the Blackhawks ... Posted the helper on March 23 against STL ... Ranked fifth in the AHL with 35 goals in 75 games with the Rockford IceHogs, which includes a league-best 25 power-play markers ... Ranked third on the IceHogs with 54 points and a career-high 154 penalty minutes ... Posted multiple points nine times, which includes a pair of two-goal outings ... Registered two season-high four-game point streaks ... Recorded at least one shot in 70 of his 75 regular-season games, which includes a streak of 41 straight contests from Nov. 16 to Feb. 24 ... Shared the team lead with five goals and notched nine points in 12 playoff contests. **2006-07:** Made his NHL debut, racking up seven penalty minutes in 10 games with the Blackhawks ... Spent the majority of his rookie campaign with the AHL's Norfolk Admirals, tying for third in the AHL with 41 goals and ranking second on the squad with 79 points ... Shared second in the league with 20 man-advantage markers ... Named to the AHL All-Rookie Team and AHL Second All-Star Team ... Potted his first career hat trick on Dec. 20 against Bridgeport, one of seven multiple-marker performances ... Netted a point in a career-high 10 consecutive matchups from Feb. 25 to March 17, accumulating 11 goals and six helpers ... Collected multiple points 20 times, which includes five three-point performances and three season-best four-point outings ... Tallied a goal in six straight contests from March 4 to 17 and in nine of his last 12 regular-season games with Rockford from March 4 to April 15 ... Named the AHL Rookie of the Month for March ... Recorded one goal and four penalty minutes in six postseason tilts.

Junior Career

2005-06: Wrapped up his junior career with the Moose Jaw Warriors (WHL), leading the league in points (122) while serving as team captain ... Paced the squad and ranked second in the WHL in goals (49) and led the club in assists (53) in 72 regular-season contests ... Ranked second in the league with a +37 plus/minus rating ... Strung together a league-best nine-game point streak from Jan. 14 to Feb. 3 (11 goals, three assists) ... Named to the Eastern Conference First All-Star Team ... Accrued 14 points (10 goals, four assists) in 17 postseason outings. **2004-05:** Ranked second on Moose Jaw with 22 goals and 47 points in 71 matchups ... Accrued a career-high 132 penalty minutes, which ranked second on the squad ... Ranked fourth on the club with 25 helpers ... Tallied three points (one goal, two assists) and eight penalty minutes in five postseason tilts. **2003-04:** Ranked third on Moose Jaw in goals (23), assists (26) and points (49) in 72 regular-season contests ... Potted three goals in 10 postseason matchups. **2002-03:** Posted 21 points (nine goals, 12 assists) and 54 penalty minutes in 59 regular-season tilts with the Warriors ... Posted three points (one goal, two assists) and 14 penalty minutes in 13 playoff outings ... Made his junior debut at the age of 16, accruing seven penalty minutes in 13 regular-season contests with Moose Jaw.

NHL Transactions

Selected by CHI in the seventh round, 214th overall, in the 2004 NHL Entry Draft ... Traded to Washington by CHI for Washington's first-round choice in the 2011 Entry Draft.

Personal

Twitter: @TBrouwer20 ... Lists his favorite TV show as "Modern Family" ... His favorite sport other than hockey is golf ... His favorite hockey memory is winning the Stanley Cup in 2010.

20 TROY BROUWER



vs. the NHL

	GP	G	A	P	PIM
ANA	13	4	1	5	0
BOS	11	0	5	5	4
BUF	10	2	2	4	7
CGY	15	6	3	9	12
CAR	14	5	2	7	14
CHI	1	0	0	0	0
COL	13	5	3	8	2
CBJ	19	1	8	9	42
DAL	13	5	5	10	6
DET	18	2	8	10	0
EDM	14	3	2	5	6
FLA	15	3	3	6	6
LA	14	2	2	4	7
MIN	13	5	3	8	4
MTL	9	2	2	4	2
NSH	18	4	1	5	12
NJ	12	3	3	6	12
NYI	10	2	3	5	4
NYR	9	2	1	3	6
OTT	10	4	1	5	14
PHI	10	1	5	6	16
PHX	12	2	2	4	7
PIT	10	0	2	2	9
SJ	15	4	6	10	15
STL	16	3	4	7	10
TB	14	7	1	8	8
TOR	10	2	2	4	9
VAN	13	3	2	5	8
WSH	2	0	0	0	0
WPG	14	4	1	5	8

Playoffs vs. the NHL

	GP	G	A	P	PIM
BOS	7	2	0	2	8
CGY	6	0	0	0	2
DET	5	0	0	0	4
NSH	6	0	0	0	4
NYR	14	1	3	4	10
PHI	6	2	3	5	2
SJ	4	1	1	2	0
VAN	16	1	2	3	19

CAREER HIGHLIGHTS

First NHL Game:
12/23/06 (CHI at COL)

First NHL Goal:
11/3/08 (CHI vs COL)

First NHL Assist:
3/23/08 (CHI vs STL)

Most Goals in a Game:
3 (1/13/12, WSH 4 vs TBL 3))

Most Assists in a Game:
2 (7 times, last: 3/7/13, WSH 7 vs FLA 1)

Most Points in a Game:
3 (5 times, last: 1/13/12, WSH 4 vs TBL 3)

Most Shots in a Game:
6 (2 times, last: 10/2/09, CHI 3 vs FLA 4 SO)

Most PIM in a Game:
19 (2/14/10, CHI 5 vs FLA 4, SO)

Most Ice Time in a Game:
22:54 (3/11/09, CHI 3 vs CAR 2, SO)

Multiple-Point Games:
28 (last: 3/7/13, WSH 7 vs FLA 1, 2A)

Longest Goal Streak:
4 (4/11/13-4/16/13)

Longest Assist Streak:
3 (2 times, last: 3/26/13-3/31/13)

Longest Point Streak:
4 (5 times, last: 3/17/13-3/22/13, 3G-2A)

Penalty Shots: 0/2
Shootouts: 1/7

PLAYOFF CAREER HIGHLIGHTS

Most Goals in a Game:
2 (5/29/10, CHI 6 vs PHI 5)

Most Assists in a Game:
2 (5/7/12, WSH 2 at NYR 3)

Most Points in a Game:
2 (2 times, last 5/7/12, WSH 2 at NYR 3, 2A)

CAREER STATISTICS

CAREER STATISTICS			Regular Season											Playoffs				
Year	Team	League	GP	G	A	Pts	PIM	+/-	PP	SH	GW	S	GP	G	A	Pts	PIM	
2001-02	MJ Warriors	WHL	13	0	0	0	7	-	-	-	-	-	-	-	-	-	-	
2002-03	MJ Warriors	WHL	59	9	12	21	54	-	-	-	-	-	13	1	2	3	14	
2003-04	MJ Warriors	WHL	72	23	26	49	111	-	-	-	-	-	10	3	0	3	12	
2004-05	MJ Warriors	WHL	71	22	25	47	132	-	-	-	-	-	5	1	2	3	8	
2005-06	MJ Warriors	WHL	72	49	53	102	122	-	-	-	-	-	17	10	4	14	34	
2006-07	Chicago	NHL	10	0	0	0	7	-7	0	0	0	7	-	-	-	-	-	
	Norfolk	AHL	66	41	38	79	70	-	-	-	-	-	6	1	0	1	4	
2007-08	Chicago	NHL	2	0	1	1	0	1	0	0	0		-	-	-	-	-	
	Rockford	AHL	75	35	19	54	154	-	-	-	-	-	12	5	4	9	16	
2008-09	Chicago	NHL	69	10	16	26	50	7	4	1	0	126	17	0	2	2	12	
	Rockford	AHL	5	2	6	8	20	-	-	-	-	-	-	-	-	-	-	
2009-10	Chicago	NHL	78	22	18	40	66	9	7	1	7	116	19	4	4	8	8	
2010-11	Chicago	NHL	79	17	19	36	38	-2	7	0	5	122	7	0	0	0	11	
2011-12	CAPITALS	NHL	82	18	15	33	61	-15	3	0	5	133	14	2	2	4	8	
2012-13	CAPITALS	NHL	47	19	14	33	28	-5	7	1	5	111	7	1	1	2	10	
CAPITALS TOTALS			129	37	29	66	89	-20	10	1	10	244	21	3	3	6	18	
NHL TOTALS			367	86	83	169	250	-12	28	3	22	615	64	7	9	16	49	

CHL Second All-Star Team (2006) • AHL All-Rookie Team (2007) • AHL All-Star Team (2007) • AHL Second All-Star Team (2007)



JOHN CARLSON

Defense • Height: 6'3" • Weight: 217 • Shoots: Right
Born: January 10, 1990 (Natick, Mass.)
Drafted: Capitals' first-round choice, 27th overall, in the 2008 Entry Draft

74

2012-13

Ranked T-3rd in NHL in blocked shots (123) ... Finished 2nd among WSH defensemen in points ... Recorded 2a on 4/16 vs. TOR ... Recorded an assist and 7 blocked shots on 4/9 at MTL ... Scored a goal on 4/7 vs. TB ... Scored a goal on 3/26 vs. NYI ... Tallied an assist on 3/24 at NYR ... Recorded an assist on 3/22 at WPG ... Collected an assist on 3/21 at WPG ... Registered an assist on 3/14 at CAR ... Tallied an assist on 3/9 at NYI ... Scored a goal and an assist on 3/7 vs. FLA ... Recorded a goal and an assist on 2/26 vs. CAR ... Led WSH in ice time (30:34) on 2/21 vs. NJ ... Scored a goal and led WSH in ice time (26:15) on 2/17 at NYR ... Played in 200th career NHL game and recorded an assist on 2/14 at TB ... Scored a goal, fired 4 shots and blocked 3 shots on 2/3 vs. PIT ... Tied team high with 5 blocked shots and recorded an assist on 2/1 vs. PHI ... Recorded team-high (tied) 6 blocked shots on 1/31 at TOR ... Registered 4 shots and 3 blocked shots on 1/29 at BUF ... Recorded an assist and team-high 4 blocked shots on 1/19 at TB ... Led the team with 22 blocked shots during playoffs ... Ranked 2nd on the team in shots on goal (21) and ice time per game (22:28) during the postseason.

Career

2011-12: Led the team in blocked shots (153) ... 2nd among WSH defensemen in shots (152) and points (32) ... Set a career high in goals (9) ... Played in all 82 games for the second-consecutive season ... Scored a PPG on 4/7 at NYR ... Scored his 8th goal of the season on 2/22 at OTT ... Scored on 2/12 at NYR ... Scored a goal on 2/1 at FLA ... Named NHL's "Third Star" of the week for week ending Dec. 11 (1g-6a in 3 games) ... Registered a career high 3 assists on 12/5 at FLA and tied a career-high with 8 shots on goal ... Had a 4-game point streak (2g-3a) from 11/19-25 ... Scored a goal and registered 4 shots on goal on 11/8 vs. DAL ... Added an assist and recorded a team-high 5 shots on 11/5 at NYI ... Scored first goal of the season on 11/4 at CAR ... Recorded an assist, 3 blocked shots and led the team in shots (6) on 10/29 at VAN; paced WSH in ice time (25:53) ... Led the team with 3 blocked shots on 10/20 at PHI ... First assist on 10/8 vs. CAR and registered 3 shots on goal ... Led WSH defensemen and t-5th on the team in postseason points ... T-1st among blueliners in goals and assists during playoffs ... Tied for team lead among defensemen in shots (27) ... 2nd on team in ice time per game (24:02) ... 4th on WSH in hits (30) and 1st in blocked shots (38) during the playoffs ... Scored a goal in Game 3 of ECSF vs. NYR on 5/2 ... Scored in Game 5 of ECSF at NYR on 5/7. **2010-11:** Matched a Capitals single-season franchise record for most points by a rookie defenseman (37); He joins Robert Picard and Greg Theberge on that list ... Fourth on the team and third amongst NHL rookies in plus/minus at +21 ... Led the team in ice time 21 times, including the Winter Classic; led NHL rookies in ice time (22:38) per game ... Led the team and all NHL rookies in blocked shots (160) ... Had 22 of his 37 points at home (6g-16a) ... Fourth among NHL rookie defensemen in points (37), third in assists (30) and tied for fourth in goals (7) ... Had a career-high four-game point streak from 10/9-19 (1g-5a) ... Recorded six multiple-point games ... Second among rookies in the NHL in playoff ice time, skating 23:58 per game ... During the playoffs was fourth on the team in blocked shots (17) ... Tied for the league lead in goals by a rookie defenseman during the postseason (2). **2009-10:** Skated in 22 games for Washington and had six points (1g-5a) ... Made NHL debut at the age of 19 against MTL (11/20), skating 17:24 ... Youngest player to play for the Caps since Alexander Semin made his NHL debut on 10/14/03 at MTL ... Had four points (1g-3a) in 10 road games ... Recorded his first NHL point, an assist, at PIT (1/21) ... Scored his first NHL goal on 3/25 at CAR ... Had two points (1g-1a) in his last five games ... Tied for fifth among NHL rookies with a +11 rating

... Averaged 15:14 TOI ... Had 29 hits and 32 blocked shots ... Was +2 in three straight games from 1/15—1/21 ... Had an assist in three straight games from 3/10—3/16 ... Played a season-high 19:48 at FLA (3/16) ... Played in 48 games for the Hershey Bears (AHL) and had 39 points (4g-35a) ... Named to the AHL All-Rookie Team ... Represented Hershey in the AHL All-Star Game ... Fourth in the AHL, second among rookies, at +37 ... Had two assists and was +4 at Binghamton (10/9) ... Was +3 vs. Norfolk (11/13) and vs. Wilkes-Barre/Scranton (11/14) ... Had four assists at Adirondack (11/27) and three assists vs. TOR (12/20) ... Was +12 in January and scored in back-to-back games 1/23 vs. Manitoba and 1/29 at Wilkes-Barre/Scranton ... Rejoined Hershey after the Stanley Cup playoffs and posted seven points (2g-5a) in 13 games ... Had five points (2g-3a) in the last three games of the Calder Cup final (6/9—6/14), including the game-winning goal in Games 4 and 6 ... Was +7 in the playoffs, including +4 in the final series vs. Texas. **2008-09:** Appeared in 16 playoff games for Hershey upon finishing his junior season with the London Knights (OHL) ... Recorded two goals, one assist and was +3 as the Bears won the Calder Cup ... Played for Capitals legend Dale Hunter in London ... Collected numerous team awards with the Knights: team MVP, Booster Club Player of the Year, Best Defenseman, Rookie of the Year and Playoff Performer of the Year (co-winner) ... Ranked second among OHL rookies and tied for second among defensemen with 76 points (16g-60a) ... Finished first among OHL rookies and third overall with 60 assists ... Played in the OHL All-Star Game ... OHL coaches voted him as having the best shot and hardest shot (co-winner) in the league's Western Conference ... His nine PPGs tied for third among league defensemen ... Registered 23 multiple-point games ... Recorded two seven-game point streaks: 12/6—12/31, 4g-9a, and 11/5—11/22, 3g-6a ... Posted four points in a game on two occasions: 12/14 vs. Sarnia and 3/1 vs. Kingston (both 1g-3a) ... Led the Knights with 22 points (7g-15a) in 14 playoff games ... Recorded a 10-game point streak, the second longest in the OHL playoffs, from 3/28—4/22 (7g-14a). **2007-08:** Named to the USHL Second All-Star Team and the USHL All-Rookie Team ... Ranked second among USHL defensemen in scoring with 43 points (12g-31a) ... Played in the USHL All-Star Game, where he recorded an assist. **2006-07:** Appeared in two games with Indiana in the USHL, recording six PIM.

International Career

2010: Won a gold medal with the U.S. in the 2010 World Junior Championship ... Named to the tournament all-star team ... Averaged a point per game in seven games (4g-3a), third in scoring among tournament defensemen ... Scored twice in the gold-medal game against Canada, including the overtime winner ... Led American defensemen in scoring and was tied for third on the team at +8.

NHL Transactions

Capitals' first-round choice, 27th overall, in the 2008 Entry Draft.

Personal

Twitter: @JohnCarlson74 ... Was born in Massachusetts but spent much of his childhood in NJ ... Grew up a fan of Scott Stevens, the New Jersey Devils and Boston Bruins ... Also looked up to Sergei Fedorov ... Favorite sports outside of hockey are golf and lacrosse ... Enjoys watching Entourage ... Favorite hockey memory is winning the World Junior Championship ... Was the spokesman for the Inova Blood Drive in July 2010.

74 JOHN CARLSON



vs. the NHL

	GP	G	A	P	PIM
ANA	3	0	1	1	0
BOS	12	1	2	3	2
BUF	12	0	2	2	2
CGY	3	0	0	0	2
CAR	20	3	8	11	12
CHI	3	0	1	1	0
COL	2	0	0	0	0
CBJ	2	1	1	2	0
DAL	3	1	0	1	0
EDT	3	1	1	2	0
EDM	2	0	1	1	2
FLA	17	2	8	10	8
LA	2	0	0	0	0
MIN	2	0	1	1	0
MTL	12	0	4	4	6
NSH	3	0	2	2	2
NJ	11	2	6	8	16
NYI	11	1	6	7	4
NYR	12	4	4	8	0
OTT	13	3	4	7	2
PHI	12	0	2	2	4
PHX	2	1	0	1	0
PIT	13	1	1	2	4
SJ	4	0	2	2	2
STL	4	0	1	1	2
TB	18	2	4	6	12
TOR	13	0	6	6	4
VAN	2	0	2	2	0
WPG	18	0	4	4	6

Playoffs vs. the NHL

	GP	G	A	P	PIM
BOS	7	0	2	2	4
MTL	7	1	3	4	0
NYR	19	2	3	5	12
TB	4	2	0	2	0

CAREER HIGHLIGHTS

First NHL Game:

11/20/09 (WSH 2 vs MTL 3)

First NHL Goal:

3/25/10 (WSH 2 at CAR 3 SO, Legace)

First NHL Assist:

1/21/10 (WSH 6 at PIT 3)

Most Goals in a Game:

1 (23 times, last: 4/7/13 WSH 4 vs TBL 2)

Most Assists in a Game:

3 (12/5/11, WSH 4 at FLA 5)

Most Points in a Game:

3 (3 times, last: 12/7/11, WSH 5 at OTT 3)

Most Shots in a Game:

8 (2 times, last 12/5/11, WSH 4 at FLA 5)

Most PIM in a Game:

12 (10/9/10, WSH 7 vs NJ 2)

Most Ice Time in a Game:

30:34 (2/21/13, WSH 2 vs. NJ 3)

Multiple-Point Games:

13 (last: 4/16/13, WSH 5 vs TOR 1,)

Longest Goal Streak:

None

Longest Assist Streak:

4 (10/9/10-10/19/10, 5A)

Longest Point Streak:

4 (10/9/10-10/19/10, 1G-5A)

Penalty Shots:

None

Shootouts:

None

PLAYOFF CAREER HIGHLIGHTS

Most Goals in a Game:

1 (5 times, last: 5/7/12, WSH 2 at NYR 3)

Most Assists in a Game:

1 (8 times, last 5/6/13, WSH 3 vs NYR 4)

Most Points in a Game:

2 (4/17/10, WSH 6 vs MTL 5 OT, 1G-1A)

CAREER STATISTICS

Year	Team	League	GP	G	A	Pts	PIM	+/-	PP	SH	GW	S	GP	G	A	Pts	PIM
2005-06	N.J. Rockets	AJHL	38	2	10	12	42	-	-	-	-	-	-	-	-	-	-
2006-07	N.J. Rockets	AJHL	44	12	38	50	96	-	-	-	-	-	-	-	-	-	-
	Indiana	USHL	2	0	0	0	6	-	-	-	-	-	-	-	-	-	-
2007-08	Indiana	USHL	59	12	31	43	72	-	-	-	-	-	4	1	0	1	0
2008-09	London	OHL	59	16	60	76	65	-	-	-	-	-	14	7	15	22	16
	Hershey	AHL	-	-	-	-	-	-	-	-	-	-	16	2	1	3	0
2009-10	CAPITALS	NHL	22	1	5	6	8	11	0	0	0	21	7	1	3	4	0
	Hershey	AHL	48	4	35	39	26	-	-	-	-	-	13	2	5	7	8
	United States	WJC	7	4	3	7	2	-	-	-	-	-	-	-	-	-	-
2010-11	CAPITALS	NHL	82	7	30	37	44	21	1	0	3	144	9	2	1	3	4
2011-12	CAPITALS	NHL	82	9	23	32	22	-15	4	0	0	152	14	2	3	5	8
2012-13	CAPITALS	NHL	48	6	16	22	18	11	0	0	0	97	7	0	1	1	4
NHL/CAPITALS TOTALS			234	23	74	97	92	28	5	0	3	414	37	5	8	13	16

USHL All-Rookie Team (2008) • USHL Second All-Star Team (2008) • CHL All-Rookie Team (2009) • OHL First All-Rookie Team (2009) • OHL Second All-Star Team (2009) • AHL All-Rookie Team (2010) • AHL All-Star Game (2010) • World Junior Championship All-Star Team (2010) • 2011 NHL All-Rookie Team



JASON CHIMERA

shih-MAIR-uh

25

Left Wing • Height: 6'3" • Weight: 216 • Shoots: Left
Born: May 2, 1979 (Edmonton, Alberta)

Drafted: Edmonton's fifth-round choice, 121st overall, in the 1997 Entry Draft

Acquired: From Columbus in exchange for Chris Clark and Milan Jurcina, Dec. 28, 2009

2012-13

Tallied 1g-1a and 4 hits on 4/23 vs. WPG ... Added an assist on 4/16 vs. TOR ... Scored a goal on 4/13 vs. TB ... Tallied an assist on 4/7 vs. TB ... Played in 700th career game and recorded a fighting major (Strachan) on 4/6 at FLA ... Scored 1st goal of the season on 3/17 vs. BUF ... Collected an assist on 3/10 vs. NYR ... Recorded an assist on 2/23 vs. NJ ... Tallied an assist on 2/9 vs. FLA ... Registered an assist on 1/31 at TOR ... Recorded 2 assists on 1/27 vs. BUF ... Tallied an assist on 1/24 vs. MTL ... Recorded an assist on 1/19 at TB.

Career

2011-12: Set career highs in points (39) and goals (20) ... Played in all 82 games ... Scored career-high 20th goal of season on 4/2 at TB ... 3rd on WSH in goals and T-1st in GWGs ... Scored GWG on 3/25 vs. MIN ... Recorded a goal and an assist on 3/23 vs. WPG ... Collected a goal and an assist on 3/19 at DET ... Recorded a SHG and an assist on 2/7 vs. FLA ... Recorded a GWG assist on 1/15 vs. CAR ... Scored GWG on 1/11 vs. PIT ... Scored twice on 12/23 at NJ ... Scored 2 goals, including overtime GWG, on 11/23 vs. WPG ... Played in his 600th career NHL game on 11/21 vs. PHX ... Scored WSH's first SHG of the season, the eventual GWG on 11/11 at NJ ... Scored his 100th and 101st career goals in the third period on 10/10 vs. TB and was named First Star ... Finished playoffs t-3rd on WSH in points and 2nd in goals ... Ranked t-2nd on the team in plus/minus ... Finished 3rd in shots (28) on WSH during the postseason ... Scored a goal in Game 6 of the ECQF vs. BOS on 4/22 ... Scored a goal in Games 1 and 2 of the ECSF at NYR ... Tallied the GWG in Game 6 of the ECSF vs. NYR on 5/9 ... Four of his seven career playoff goals have been GWG. **2010-11:** Had five multiple-point games ... Scored a power play goal on 4/6 vs. FLA ... Had an assist, scored the overtime game-winner and was named the game's first star against CBJ, his former team, on 3/31 ... Posted 1g-1a on 2/4 at TB ... Had points in four straight games 1/16-1/22 (2g-2a), matching his best point streak as a Cap ... Tied for seventh on the team with 10 goals ... Finished seventh on the Capitals in postseason scoring with four points (2g-2a) in nine games ... Scored the game-winning goal in double overtime in Game 4 of the ECQF vs. NYR ... Both of his goals in the 2011 playoffs and all three of his career playoff goals have been game-winners ... Fourth on the Caps during the playoffs with 22 hits. **2009-10:** Appeared in a combined 78 games with CBJ and Washington, skating 39 for each team ... Tallied 34 points (15g-19a) total ... Had 7g-10a and was +6 in 39 GP with the Caps ... Had 11 of his 17 points with the Caps on the road (5g-6a, +6) ... All 17 of his points with the Caps came at even strength ... Team was 7-0-0 when he scored a goal (11-2-2 with a point) ... Recorded an assist in his Capitals debut on 12/30 at SJ ... Had points in four straight games (2g-3a) from 1/9—1/15 ... Recorded his 100th career assist 3/30 vs. OTT ... Played his 500th career game in the season finale (4/11 vs. BOS) ... Scored his first career playoff goal in Game 4 (4/21) and totaled three points (1g-2a) in the ECQF vs. MTL. **2008-09:** Tallied 22 points (8g-14a), 41 penalty minutes and was +8 in 49 games with CBJ ... Had one GWG and one PPG ... Was one of two players (Jakub Voracek) to record a multiple-point game (0-2-2) in the season opener 10/10 at DAL, one of his three two-point games on the year ... Tied his career high of +3 10/10 at DAL ... Scored a goal in three straight games 10/17—10/21 ... Opened the season recording a point in five of the first six games and seven of the first 10 games ... Registered 1-4-5 during a four-game point streak 11/7—11/14 ... Played his 400th career game 12/7 at ANA ... Missed two 16-game stretches (12/18—1/21 and 2/26—3/31) due to injury ... Tallied 0-1-1 in four playoff games ... **2007-08:** Registered 31 points (14g-17a) and 98 penalty minutes in 81 games with CBJ ... Played in a club-record 243 straight games from 10/9/05—4/5/08 before missing the final regular season game due to injury ... Set career highs in penalty minutes (98) and shots (198) ... Was third on the team in goals, penalty minutes and shots, tied for third in GWGs and was fifth in points ... Matched a career-high with three points (1g-2a) and was +3 10/10 vs. PHX, his third career three-point game ... Played the 300th game of his NHL career 10/23 at CHI ... Had the fourth two-goal game of his career 10/31 at LA ... Won a silver medal with Canada at the World Championship. **2006-07:** Registered 36 points (15g-21a) and didn't miss a game in his second season with CBJ ... Set career highs in assists, points and games played ... Tied for the team lead with two SHGs ... Was fifth on the club in goals, points, GWGs, plus/minus rating and penalty minutes ... Tied a CBJ single-game record with 10 shots 4/7

vs. ANA ... Collected 3a 3/25 vs. STL to set a single-game career high in assists and tie a career high in points ... Won a gold medal with Canada at the World Championship. **2005-06:** Scored a career-high 17 goals and added 13 assists in 80 games with CBJ ... Ranked second on the club in GWGs (5) and games played (tied), was third in penalty minutes, fourth in goals and fifth in shooting percentage (13.4%) ... Nine of his 17 goals came in the third period, while 10 gave CBJ a lead. **2004-05:** Notched 10 points (7g-3a) and 34 penalty minutes in 15 games with AS Varese (Italy) ... Added three points (2g-1a) in five playoff games. **2003-04:** Recorded 12 points (4g-8a) in 60 games with EDM ... Played the 100th game of his NHL career 1/2 at MIN. **2002-03:** Registered 23 points (14g-9a) in 66 games with EDM during his first full NHL season ... Led Oilers and ranked second among NHL rookies in shooting percentage (15.6%) ... Scored his first career SHG 3/28 vs. CBJ ... Made Stanley Cup playoff debut ... Tied for team lead in plus/minus (+2) ... Tied for second on club in assists (2) ... Played his first career playoff game and collected first career playoff point with an assist in Game 5 at DAL on 4/17. **2001-02:** Played three games with EDM and scored the first goal of his NHL career 12/18 at NYI ... Tallied 77 points (26g-51a), 158 PIM and was +28 in 77 games with Hamilton (AHL) ... Named to the AHL First All-Star Team ... Voted a starter for the Canadian AHL All-Star Team ... Finished fourth in the AHL in assists and fifth in points ... Set a Hamilton single-season points record and his 51 assists ranked second-best in team history ... Notched 10 points (4g-6a) in 15 playoff games ... Helped the Bulldogs advanced to Calder Cup semifinals. **2000-01:** Made his NHL debut for EDM 12/9 vs. LA ... Netted 54 points (29g-25a) in 78 games with Hamilton ... Ranked second on Bulldogs in goals, third in points and fifth in assists ... Led Hamilton with eight GWGs. **1999-00:** Had 28 points (15g-13a) in 78 games with Hamilton in his first professional season ... Ranked sixth on the club in goals.

Junior Career

1998-99: Combined to record 66 points (32g-34a) and 116 penalty minutes in 58 games with Medicine Hat and Brandon (WHL) ... Finished third on Brandon in goals and sixth in points ... Represented at the World Junior Championship. **1997-98:** Led Medicine Hat in goals (34), assists (32) and points (66) in 72 games ... Co-winner of team's MVP award ... Made his professional debut and played in four games for Hamilton (AHL). **1996-97:** Registered 39 points (16g-23a) in 71 games as a WHL rookie for Medicine Hat.

International Career

Has represented Canada three times in major international competitions. **2012-13:** Appeared in five games for Chomutov Pirati of the Czech league ... scored one goal. **2008:** Appeared in his second World Championship, posting two assists in nine games as Canada won the silver medal. **2007:** Made his first appearance in a World Championship, recording six points (1g-5a) in nine games. **1999:** Skated in the World Junior Championship in WPG, Manitoba ... Recorded 2-2-4 and two penalty minutes in seven games.

NHL Transactions

EDM's fifth-round pick, 121st overall, in the 1997 NHL Entry Draft ... Acquired by PHX with a third-round pick (later traded to CAR – later traded to NY Rangers – NY Rangers selected Billy Ryan) in the 2004 Entry Draft from EDM in exchange for NJ's second-round pick (previously acquired, EDM selected Geoff Paukovich) and BUF's fourth-round pick (previously acquired, EDM selected Liam Reddix) in the 2004 Entry Draft, June 26, 2004 ... Acquired by CBJ with Cale Hulse and Michael Rupp from PHX in exchange for Geoff Sanderson and Tim Jackman, Oct. 8, 2005 ... Acquired by Washington from CBJ in exchange for Chris Clark and Milan Jurcina, Dec. 28, 2009.

Personal

Enjoys playing golf in the offseason ... Favorite hockey memory is of winning the World Championship ... Credits his parents as his role models for their work ethic.

25 JASON CHIMERA



vs. the NHL

	GP	G	A	P	PIM
ANA	29	4	7	11	23
BOS	19	2	1	3	39
BUF	16	3	11	14	15
CGY	28	3	2	5	50
CAR	24	1	2	3	10
CHI	38	4	8	12	31
COL	26	6	7	13	34
CBJ	10	2	1	3	4
DAL	26	1	10	11	27
DET	39	5	13	18	30
EDM	18	2	6	8	10
FLA	23	9	4	13	24
LA	24	6	3	9	45
MIN	28	4	4	8	46
MTL	19	2	3	5	10
NSH	40	8	4	12	32
NJ	16	6	1	7	15
NYI	18	5	2	7	8
NYR	18	3	2	5	27
OTT	20	1	5	6	22
PHI	14	2	3	5	4
PHX	27	6	8	14	22
PIT	21	2	3	5	8
SJ	28	6	4	10	30
STL	37	5	8	13	32
TB	24	6	6	12	21
TOR	21	2	7	9	41
VAN	26	7	2	9	31
WSH	5	1	2	3	6
WPG	28	7	8	15	9

Playoffs vs. the NHL

	GP	G	A	P	PIM
BOS	7	1	1	2	6
DAL	2	0	2	2	0
DET	4	0	1	1	2
MTL	7	1	2	3	2
NYR	19	4	4	8	4
TB	4	0	2	2	2

CAREER HIGHLIGHTS

First NHL Game:
12/9/00 (EDM 2 vs LA 4)

First NHL Goal:
12/18/01 (EDM 1 at NYI 4, Osgood)

First NHL Assist:
12/8/02 (EDM 3 at ATL 0, 2A)

Most Goals in a Game:
2 (7 times, last: 12/23/11, WSH 3 at NJ 4 SO)

Most Assists in a Game:
3 (3/25/07, CBJ 4 vs STL 1)

Most Points in a Game:
3 (3 times, last: 10/10/07, CBJ 3 vs PHX 0)

Most PIM in a Game:
19 (2/6/06, CBJ 4 at VAN 7)

Most Ice Time in a Game:
25:04 (3/2/08, CBJ 3 at EDM 4 SO)

Multiple-Point Games:
38 (last: 4/23/13, WSH 5 vs WPG 3, 1G-1A)

Longest Goal Streak:
3 (3 times, last: 12/3/09-12/9/09, 3G)

Longest Assist Streak:
3 (2 times, last: 1/12/10-1/15/10, 3A)

Longest Point Streak:
4 (6 times, last: 1/16/11-1/22/11, 2G-2A)

Penalty Shots: 1/1

Shootouts: 2/8

PLAYOFF CAREER HIGHLIGHTS

Most Goals in a Game:
1 (6 times, last: 5/2/13, WSH 3 vs NYR 1)

Most Assists in a Game:
1 (10 times, last: 5/8/13 WSH 3 at NYR 4)

Most Points in a Game:
1 (16 times, last: 5/8/13 WSH 3 at NYR 4)

CAREER STATISTICS

Year	Team	League	GP	G	A	Pts	PIM	+/-	PP	SH	GW	S	GP	G	A	Pts	PIM
2000-01	Edmonton	NHL	1	0	0	0	0	-	-	-	-	-	-	-	-	-	-
	Hamilton	AHL	78	29	25	54	93	-	-	-	-	-	-	-	-	-	-
2001-02	Edmonton	NHL	3	1	0	1	0	-3	0	0	0	3	-	-	-	-	-
	Hamilton	AHL	77	26	51	77	158	-	-	-	-	-	15	4	6	10	10
2002-03	Edmonton	NHL	66	14	9	23	36	-2	0	1	4	90	2	0	2	2	0
2003-04	Edmonton	NHL	60	4	8	12	57	-1	0	0	1	79	-	-	-	-	-
2005-06	Columbus	NHL	80	17	13	30	95	-10	1	1	5	127	-	-	-	-	-
2006-07	Columbus	NHL	82	15	21	36	91	2	2	2	2	151	-	-	-	-	-
	Canada	WC	9	1	5	6	8	-	-	-	-	-	-	-	-	-	-
2007-08	Columbus	NHL	81	14	17	31	98	-5	1	1	3	198	-	-	-	-	-
	Canada	WC	9	0	2	2	6	-	-	-	-	-	-	-	-	-	-
2008-09	Columbus	NHL	49	8	14	22	41	8	1	0	1	115	4	0	1	1	2
2009-10	Columbus	NHL	39	8	9	17	47	-7	1	0	1	92	-	-	-	-	-
	CAPITALS	NHL	39	7	10	17	51	6	0	0	0	68	7	1	2	3	2
2010-11	CAPITALS	NHL	81	10	16	26	64	-10	2	0	1	162	9	2	2	4	2
2011-12	CAPITALS	NHL	82	20	19	39	78	4	1	2	5	205	14	4	3	7	6
2012-13	CAPITALS	NHL	47	3	11	14	48	-5	0	0	0	92	7	1	2	3	4
CAPITALS TOTALS			249	40	56	96	241	-5	3	2	6	527	37	8	9	17	14
NHL TOTALS			710	121	147	268	706	-23	9	7	23	1,382	43	8	12	20	16



MARTIN ERAT

EE-rat

Left Wing • Height: 6'0" • Weight: 202 • Shoots: Left

Born: August 29, 1981 (Trebic, Czech Republic)

Drafted: Nashville's seventh-round choice, 191st overall, in the 1999 NHL Entry Draft

Acquired: From Nashville with Michael Latta in exchange for Filip Forsberg, April 3, 2013

10

2012-13

Tallied an assist on 4/18 at OTT ... Made WSH debut on 4/4 vs. NYI ... Registered 21 points (4g, 17a) and 26 PIM in 56 games with NSH ... Recorded 2a on 3/25 vs. EDM ... Registered 2a on 3/23 vs. CBJ ... Tallied 1g-2a on 3/21 vs. CGY ... Recorded 2a on 2/14 vs. PHX ... Collected 1g-2a on 2/5 at STL ... Scored GWG on 1/22 at MIN ... Recorded 2a on 1/21 vs. STL ... Scored first goal of the season on 1/19 vs. CBJ.

Career

2011-12: Led Nashville in scoring and set a career-high in points (58), his fifth 50-point campaign in the last six seasons ... Tied for the team lead in assists (39) ... Ranked 3rd on the team, and led all forwards, in plus/minus rating (+12) ... Ranked 9th in the NHL in shooting percentage (17.8) ... Set career highs in blocked shots (37) and face-offs won/taken (60/126) ... Became the second player in franchise history to notch 300 assists in a Predators sweater on 3/18 vs. ANA ... Named NHL Third Star of the Week for the period ending 3/18 after leading the League with seven points (2g, 5a) in four games ... T-6th in the NHL in assists during the month of January (10) ... Missed 11 games due to injury ... Tied for second on the team in assists (3) during the playoffs ... Set up Kevin Klein's game-winning goal in Game Four of the WCQ at Detroit. **2010-11:** Tied for the team lead in points (50) ... Posted career highs in power-play goals (7) and plus/minus rating (+14) ... Played in his 600th career NHL contest on 3/1 at EDM ... Recorded his 400th NHL point on 3/31 with a game-winning goal at COL ... Registered points in three straight games during the Western Conference Semifinals (Games 2-4). **2009-10:** Notched his 3rd career 20-goal season, finishing 2nd on the club in the category (21) ... Ranked 3rd on the club in points (49), assists (28) and penalty minutes (50) ... Posted a career high in shots (168) ... Paced the team in shootout goals (5) and shootout-deciding markers (3) ... Tied for the League lead, and tied a franchise record for goals in a month, with 10 in December ... His 18 points (10g, 8a) were tied for 8th in the NHL during the month ... Figured in all four goals of a 4-2 win on 12/8 vs. VAN (3g, 1a) ... Missed eight games due to injury ... Led the team in goals (4) and ranked second on the team in points (4g, 1a) during the playoffs ... Scored Nashville's first-ever postseason penalty-shot goal in a Game Three victory; It was the second playoff penalty shot in team history, and the 19th successful attempt on the 59th penalty shot in Stanley Cup Playoff history. **2008-09:** Posted his 3rd straight 50-point season ... Ranked 3rd on the club in assists (33), and 4th in both points (50) and goals (tied, 17) ... His first of a career-high four assists on 3/28 vs. LA was his 300th career point and his 3rd assist was his 200th career assist. The performance tied for the second-most assists in a game in franchise history ... Became the second player to score 100 goals in a Predator uniform on 3/5 vs. CLB. **2007-08:** Established career highs in goals (23) and game-winning goals (6) ... Tallied his first career hat trick, a natural hat trick, on 3/4 at Edmonton; It was the franchise's second road hat trick ... Named the NHL's Third Star of the Week on 11/19 ... Signed a seven-year contract extension (tied with Pekka Rinne for the second longest in club history) on 5/12 ... Appeared in all six of the club's postseason games and tied for the team lead in points (1g, 3a) ... Led all Nashville forwards in average time on ice (20:55) during the postseason ... Notched a point in each of the team's first three playoff games (1g, 3a). **2006-07:** Established career highs in assists (41), points (57) and plus/minus rating (+13) ... Logged a career high in average ice time (18:58), almost four minutes more per game than his previous high (15:00 in 2003-04) ... Scored his first career shorthanded goal on 12/21 vs. BUF ... Played in three of Nashville's five WCQ games vs. San Jose, missing the final two games due to injury. **2005-06:** Notched a career high in penalty minutes (76) and matched his career high in games played (80) ... Scored his first career NHL playoff goal in Game One (4/21 of the WCQ vs. San Jose. **2003-04:** Ranked second on the club with +10 rating and ranked third in assists (33) and points (49) ... Nashville went 13-1-2-0 in games in which he scored a goal ... Appeared in all six Nashville playoff games, recording one assist. **2002-03:** Recorded a career-high six-game scoring streak (1g-5a) from 11/2-12 ... Opened the season with Nashville and was reassigned to Milwaukee (AHL) on 12/13 ... Recalled by Nashville from 1/16-23 ... Led Milwaukee in playoff goals (5) and points (9). **2001-02:** Set Nashville rookie records for games played (80) and assists (23) ... Ranked among league rookie leaders in several

offensive categories: assists (tied for second), power-play assists (tied for fourth with 8), shooting percentage (fifth with 10.7), points (sixth), power-play points (seventh with 10), game-winning goals (tied for seventh with 2), goals (tied for 14th with 9) and shots (15th with 84).

Junior Career

2000-01: Won the WHL Championship and the Memorial Cup with Red Deer and the gold medal with the Czech Republic at the World Junior Championships in 2001 ... Finished second on Red Deer in assists (59) and tied for third in points (82) in 2000-01 ... Led the WHL in goals (15) and points (36) and tied for first in assists (21) in the 2001 playoffs. **1999-00:** Tied for second in goals (27) on the 1999-00 Saskatoon Blades ... Led the Blades in playoff scoring with 12 points (4g, 8a) in 2000. **1998-99:** Selected by Saskatoon in the first round, sixth overall, in the 1999 CHL Import Draft ... Split the 1998-99 season with Zlin's (Czech Rep.) junior and senior teams.

International Career

2012: Joined the Czech Republic at the 2012 World Championships, leading the team in power-play goals (3) and ranking third in goals (3) despite playing in half of the nation's 10 games. **2010:** Represented the Czech Republic at the Olympics for the second straight time at the 2010 Games ... Played all five of his nation's games, registering one assist. **2008:** Played for the Czech Republic at the 2008 World Championships, and ranked fourth on the team in points (2g-4a). **2006:** Captured a bronze medal with the Czech Republic at the 2006 Winter Olympic Games and scored the game-winner in the Czechs' victory in the bronze medal game ... Won a silver medal with the Czech Republic at the 2006 World Championships ... Finished second on the Czechs in scoring with eight points (3g, 5a) and was selected as one of the team's top three players in the tournament coaches poll. **2004-05:** Finished third on HC Hame Zlin and tied for eighth in the Czech Republic Extraleague in scoring with 43 points (20g, 23a) ... Led Zlin and finished fifth in the Czech League with 129 penalty minutes ... Helped Zlin advance to the Czech league finals and tied for the league playoff lead with seven goals.

NHL Transactions

Selected by NSH in the seventh round, 191st overall, in the 1999 Entry Draft ... Traded to the Capitals by NSH with Michael Latta for Filip Forsberg, April 4, 2013.

Personal

Enjoys playing soccer and tennis ... Favorites include: Everybody Loves Raymond (TV show), Nirvana (band/musician), Helena Ruzickova (actress), chicken and pasta (food) and Spain (vacation spot) ... If he didn't play hockey, he would play professional soccer ... Winning a medal in the 2006 Winter Olympics is his favorite hockey memory ... The younger of two brothers ... Nickname: "Marty" ... Has a black lab named Max ... Wife - Vera, Son - Sebastien.

10 MARTIN ERAT



vs. the NHL

	GP	G	A	P	PIM
ANA	35	6	9	15	22
BOS	10	0	2	2	6
BUF	8	2	3	5	2
CGY	35	9	19	28	22
CAR	10	2	7	9	14
CHI	53	14	22	36	36
COL	35	8	15	23	18
CBJ	57	16	37	53	34
DAL	35	4	15	19	22
DET	57	15	18	33	44
EDM	36	10	10	20	18
FLA	11	2	4	6	6
LA	38	6	22	28	18
MIN	36	12	15	27	24
MTL	10	0	1	1	4
NJ	11	5	4	9	4
NYI	10	2	6	8	6
NYR	10	1	1	2	8
OTT	10	2	7	9	6
PHI	9	5	4	9	2
PHX	38	10	19	29	24
PIT	9	6	3	9	4
SJ	38	5	15	20	24
STL	54	6	21	27	22
TB	9	1	4	5	6
TOR	10	5	5	10	4
VAN	37	8	21	29	20
WSH	10	1	7	8	0
WPG	11	1	4	5	10

Playoffs vs. the NHL

	GP	G	A	P	PIM
ANA	4	1	2	3	2
CHI	6	4	1	5	4
DET	17	1	6	7	18
NYR	4	0	0	0	4
PHX	5	1	1	2	2
SJ	8	1	1	2	6
VAN	6	0	3	3	4

CAREER HIGHLIGHTS

First NHL Game:

10/5/01 (NSH 1 at DAL 4)

First NHL Goal:

10/30/01 (NSH 6 vs MIN 4)

First NHL Assist:

10/11/01 (NSH 1 vs CAL 0)

Most Goals in a Game:

3 (2 times, last: 12/8/09, NSH 4 vs VAN 2)

Most Assists in a Game:

4 (3/28/09, NSH 4 vs LA 3)

Most Points in a Game:

4 (3 times, last: 12/8/09, NSH 4 vs VAN 2, 3G-1A)

Most Shots in a Game:

9 (2/26/09, NSH 4 vs PHX 1)

Most PIM in a Game:

8 (2 times, last: 2/12/13 NSH 1 vs SJ 0)

Most Ice Time in a Game:

26:12 (NSH 2 at ANA 3)

Multiple-Point Games:

111 (last: 4/16/13 WSH 5 vs TOR 1, 1G-1A)

Longest Goal Streak:

4 (2 times, last: 12/4/09-12/10/09, 6G)

Longest Assist Streak:

5 (3 times, last: 3/12/12-3/20/12, 6A)

Longest Point Streak:

6 (2 times, last: 1/18/07-2/1/07, 4G-5A)

Penalty Shots:

1/2

Shootouts:

15/47

CAREER STATISTICS

Year	Team	League	GP	G	A	Pts	PIM	+/-	PP	SH	GW	S	GP	G	A	Pts	PIM
2001-02	Nashville	NHL	80	9	24	33	32	-11	2	0	2	94	-	-	-	-	-
2002-03	Milwaukee	AHL	45	10	22	32	41	-3	0	2	2	114	6	5	4	9	4
	Nashville	NHL	27	1	7	8	14	-9	1	0	0	39	-	-	-	-	-
2003-04	Nashville	NHL	76	16	33	49	38	10	4	0	2	137	6	0	1	1	6
2004-05	HC Zlin	Czech	48	20	23	43	129	7	-	-	-	-	6	7	5	12	12
2005-06	Nashville	NHL	80	20	29	49	76	E	5	0	1	143	5	1	1	2	6
	Czech Republic	OG	8	1	1	2	4	1	-	-	-	-	-	-	-	-	-
	Czech Republic	WC	9	3	5	8	6	1	-	-	-	-	-	-	-	-	-
2006-07	Nashville	NHL	68	16	41	57	50	13	5	1	3	132	3	0	1	1	0
2007-08	Nashville	NHL	76	23	34	57	40	-3	4	0	6	163	6	1	3	4	8
	Czech Republic	WC	7	2	4	6	14	-4	-	-	-	-	-	-	-	-	-
2008-09	Nashville	NHL	71	17	33	50	48	-7	3	0	3	139	-	-	-	-	-
2009-10	Nashville	NHL	74	21	28	49	50	-7	5	0	2	168	6	4	1	5	4
	Czech Republic	OG	5	0	1	1	2	1	-	-	-	-	-	-	-	-	-
2010-11	Nashville	NHL	64	17	33	50	22	14	7	0	3	135	10	1	5	6	6
2011-12	Nashville	NHL	71	19	39	58	30	12	5	1	3	107	10	1	3	4	6
	Czech Republic	WC	5	3	1	4	2	-2	-	-	-	-	-	-	-	-	-
2012-13	Nashville	NHL	36	4	17	21	26	-7	1	0	1	60	-	-	-	-	-
	CAPITALS	NHL	9	1	2	3	4	0	0	0	1	9	4	0	0	0	4
CAPITALS TOTALS			9	1	2	3	4	0	0	0	1	9	4	0	0	0	4
NHL TOTALS			732	164	320	484	430	5	42	2	27	1,326	50	8	13	23	40



JOHN ERSKINE

UHR-skin

4

Defense • Height: 6'4" • Weight: 221 • Shoots: Left
Born: June 26, 1980 (Kingston, Ontario)
Drafted: Dallas' second-round choice, 39th overall, in the 1998 Entry Draft
Acquired: Signed as a free agent, Sept. 14, 2006

2012-13

Tallied an assist and 7 blocked shots on 4/23 vs. WPG ... Led WSH with 8 hits on 4/13 vs. TB ... Scored a goal on 3/7 vs. FLA ... Fighting major (Thornton) on 3/5 vs. BOS ... Collected an assist on the GWG on 3/2 at WPG ... Scored his second goal of the season on 2/26 vs. CAR ... Skated 23:42 on 2/14 at TB ... Fighting major (Parros) on 2/9 vs. FLA ... Tallied an assist on 1/29 at OTT ... Scored first goal of the season and skated 20:56 on 1/27 vs. BUF; first goal since 4/5/11 at TOR ... Made season debut on 1/25 at NJ ... Ranked 2nd on the team with 21 blocked shots during playoffs.

Career

2011-12: Registered four hits on 1/9 at LA ... Collected a fighting major (Asham, PIT) and three hits on 12/1 vs. PIT ... Played in his 400th NHL game and skated 18:11 on 11/8 vs. DAL (the team he was originally drafted by) ... Made his 2011-12 debut on 11/1 vs. ANA, recording an assist and skating 15:49 ... Missed nine games (10/8-10/29) due to injury ... Missed the last seven games (3/25-4/7) due to injury ... Made 2012 postseason debut in Game 4 of ECQF vs. BOS on 4/19 ... Tallied an assist in Game 5 of ECQF at BOS on 4/21. **2010-11:** Finished 6th on the team in blocked shots (120) ... 3rd on the team in hits (166) ... Scored his fourth goal of the season 4/5 in TOR and his first since 11/26 vs. TB ... Washington was 4-0-0 when he scored a goal and 10-0-1 when he recorded a point ... Set career highs in games played (73), goals (4) and points (11) and tied his career high in assists (7) ... Finished fourth on Washington in postseason hits (24) ... Ranked fifth in blocked shots during the playoffs (14) ... Scored his first career playoff goal on 5/4 at TB ... Tied his career high for postseason points (2). **2009-10:** Played in 50 games in his fourth season with the Capitals and had six points (1g-5a) ... Team was 4-0-1 when had a point ... Finished the season with a career-best +16 rating, his third straight season with a plus-rating ... Took 50 shots for the second straight year ... Sixth on the team with 109 hits and fifth with 80 blocked shots despite playing 18 fewer games than anyone ranked higher than him in both categories ... Had an assist, was +3 and racked up 17 PIM at COL (12/15) ... The 17 PIM were his most since he had 29 PIM on 11/22/06 at ATL ... Scored his only goal of the year, added an assist and was +3 on 1/26 at NYI (first goal since 1/19/08 vs. FLA) ... Was +3 in a 3-2 win at CAR (11/30) and a 4-1 win at BOS (2/2) ... Took a career-high five shots 1/31 vs. TB ... Averaged 15:58 TOI per game, but skated a season-high 20:52 in a 3-2 shootout loss at CAR (3/25). **2008-09:** Recorded four points (4a) in 52 games ... Finished the season at +1 ... Averaged 16:47 TOI ... The first season in his career that he did not record more than 7 PIM in any game ... Had assists 10/18 vs. NJ and 11/10 vs. TB ... Skated a regular-season high 21:21 in a 6-3 win at PIT on 1/14 ... Tallied the second two-assist game of his career 3/17 at FLA ... Took a career-high four shots 3/21 at CAR ... Played in 12 Stanley Cup playoff games, missing two vs. PIT due to a foot injury ... Recorded 16 PIM ... Had one assist in seven games vs. NYR in ECQF ... Was +3 in Game 5 vs. NYR ... Skated more than 18 minutes in all five of his games vs. PIT in ECQF and more than 21 minutes three times. **2007-08:** Recorded a career-high nine points (2g-7a) in 51 games ... Team was 7-1-0 when he had a point ... Second on the team with 96 PIM ... Recorded points in each of the first two games of the season, including a goal 10/5 at ATL in the opener that ended up as the game-winner ... Had his first career two-assist game 12/10 vs. NJ ... Played in his 200th NHL game at MTL (1/29) ... Finished with a +5 rating in the last 10 games of the season ... Posted his 500th career PIM in the season finale, 4/5 vs. FLA ... Played in all seven ECQF playoff games against PHI and recorded two assists and six PIM. **2006-07:** Had seven points (1g-6a) in just 29 games, missing 39 due to injury ... Ranked fifth on the team in PIM (69) ... Credited with 52 hits and 51 blocked shots ... Had six of his points (1g-5a) at home ... Made the team out of training camp but did not play in the first four games before being assigned to Hershey (AHL) ... Returned to Caps 11/9 and played in 18 straight games ... Made his Caps debut vs. CAR (11/9) ... Posted his first Caps point, an assist, 11/11 vs. NYR ...

Recorded a career-high 29 PIM vs. ATL (11/22) ... Had an assist and was +3 in a season-high 22:25 at TB (11/28) ... Scored his lone goal, an empty-netter, and added an assist vs. BUF (12/2) ... Suffered a foot fracture vs. PHI (12/16) and missed 25 games ... Returned to the lineup at TB (2/15) ... Registered nine hits at PIT (2/18), the most in a game by a Capital during the season ... Posted assists in back-to-back games vs. NJ (2/25) and vs. FLA (2/27) ... Registered his 400th NHL PIM on 3/3 vs. NYI ... Suffered a dislocated thumb vs. CAR (3/9) and missed the season's final 14 games. **2005-06:** Played a career-high 60 NHL games between DAL and NYI ... Totaled a career-high 161 PIM ... Played three games with Iowa (AHL) on a conditioning stint (12/1-12/4) ... Began the season in DAL ... Played his 100th career NHL game 12/18 at CHI ... Acquired by NYI on 1/10 ... Scored a goal 3/14 vs. NJ ... Recorded 21 PIM vs. NYR (3/29). **2004-05:** Spent the season with Houston (AHL), appearing in 61 games ... Recorded 10 points (3g-7a) and 238 PIM ... Ranked second on the team in PIM. **2003-04:** Played in 32 games for DAL ... Collected an assist 12/6 at SJ ... Missed 23 games due to injury ... Had 18 PIM in five games with Utah (AHL). **2002-03:** Recorded two goals in 16 games with DAL ... Scored his first career NHL goal 1/22 vs. CBJ ... Played 52 games with Utah, posting 10 points (2g-8a) and 274 PIM ... Ranked seventh in the AHL in PIM and tied for eighth in major penalties. **2001-02:** Split the season between DAL (33 games) and Utah (39 games) ... Named DAL's rookie of the year by his teammates ... Recorded his first career NHL point, an assist, 4/12 vs. CHI ... Missed 13 games with a fractured foot (3/10-4/3) ... Ranked fourth on Utah with 118 PIM. **2000-01:** Spent his first pro season with Utah (IHL) ... Ranked third in the IHL with 284 PIM ... Scored his first professional goal 10/29 at CHI.

Junior Career

Played three seasons of major junior hockey with the London Knights in the OHL, registering 72 points (20g-52a) and 590 PIM in 170 games. **1999-00:** Won the Max Kaminsky Trophy as the OHL's defenseman of the year ... Named to the OHL First All-Star Team ... Collected 43 points (12g-31a) with 177 PIM. **1998-99:** Registered 20 points (8g-12a) and 208 PIM in 57 games ... Led the team's defensemen in playoff scoring with 15 points (5g-10a) in 25 games.

NHL Transactions

Selected by DAL in the second round, 39th overall, in the 1998 Entry Draft ... Traded to the N.Y. Islanders by DAL with a second-round selection in the 2006 Entry Draft (Jesse Joensuu) for Janne Niinimaa and a fifth-round selection in the 2007 Entry Draft (Ondrej Roman) ... Signed by the Capitals as a free agent, Sept. 14, 2006.

Personal

Twitter: @JohnErskine04 ... Met NASCAR driver Jimmie Johnson in Aug. 2011 ... Enjoys watching Entourage and listening to the Tragically Hip ... Favorite sport other than hockey is golf ... Favorite tourist attraction in Washington, D.C., is the National Zoo.

4 JOHN ERSKINE



vs. the NHL

	GP	G	A	P	PIM
ANA	14	0	1	1	52
BOS	21	0	1	1	34
BUF	17	2	2	4	11
CGY	11	0	0	0	23
CAR	30	1	4	5	31
CHI	7	0	1	1	6
COL	11	0	1	1	24
CBJ	8	1	0	1	19
DAL	5	0	0	0	4
DET	5	0	0	0	0
EDM	6	0	0	0	27
FLA	27	2	3	5	60
LA	17	0	0	0	49
MIN	8	0	0	0	13
MTL	17	0	1	1	25
NSH	8	0	0	0	16
NJ	26	1	6	7	55
NYI	18	1	1	2	18
NYR	21	1	1	2	44
OTT	19	0	1	1	15
PHI	22	0	1	1	22
PHX	9	0	0	0	20
PIT	20	0	3	3	36
SJ	11	0	1	1	21
STL	10	1	2	3	19
TB	26	1	2	3	33
TOR	22	1	2	3	20
VAN	8	0	0	0	8
WSH	3	0	0	0	4
WPG	27	2	2	4	100

Playoffs vs. the NHL

	GP	G	A	P	PIM
BOS	3	0	1	1	0
NYR	20	0	2	2	18
PHI	7	0	2	2	6
PIT	5	0	0	0	6
TB	4	1	1	2	2

CAREER HIGHLIGHTS

First NHL Game:

11/19/01 (DAL 2 vs NYI 3)

First NHL Assist:

4/12/02 (DAL 3 vs CHI 1)

First NHL Goal:

1/22/03 (DAL 4 vs CBJ 2, Denis)

Most Goals in a Game:

1 (14 times, last: 3/7/13, WSH 7 at FLA 1)

Most Assists in a Game:

2 (2 times, last: 3/17/09, WSH 3 at FLA 0)

Most Points in a Game:

2 (4 times, last: 1/26/10, WSH 7 at NYI 2, 1G-1A)

Most Shots in a Game:

5 (1/31/10, WSH 3 vs TB 2)

Most PIM in a Game:

29 (11/22/06, WSH 2 vs ATL 4)

Most Ice Time in a Game:

24:44 (10/23/10, WSH 4 vs ATL 3 OT)

Multiple-Point Games:

4 (last: 1/26/10, WSH 7 at NYI 2, 1G-1A)

Longest Goal Streak:

None

Longest Assist Streak:

2 (2 times, last: 10/27/07-10/29/07, 2A)

Longest Point Streak:

2 (6 times, last: 1/27/13-1/29/13, 1G-1A)

Penalty Shots: None

Shootouts: 0/1

PLAYOFF CAREER HIGHLIGHTS

Most Goals in a Game:

1 (5/4/11, WSH 3 at TB 5)

Most Assists in a Game:

1 (6 times, last: 5/6/13, WSH 3 at NYR 4)


Most Points in a Game:

1 (7 times, last: 5/6/13, WSH 3 at NYR 4)

CAREER STATISTICS

Year	Team	League	GP	G	A	Pts	PIM	+/-	PP	SH	GW	S	GP	G	A	Pts	PIM
2001-02	Dallas	NHL	33	0	1	1	62	-8	0	0	0	16	-	-	-	-	-
	Utah	AHL	39	2	6	8	118	-	-	-	-	-	3	0	0	0	10
2002-03	Dallas	NHL	16	2	0	2	29	1	0	0	0	12	-	-	-	-	-
	Utah	AHL	52	2	8	10	274	-	-	-	-	-	1	0	1	1	15
2003-04	Dallas	NHL	32	0	1	1	84	-9	0	0	0	23	-	-	-	-	-
	Utah	AHL	5	0	0	0	18	-	-	-	-	-	-	-	-	-	-
2004-05	Houston	AHL	61	3	7	10	238	-	-	-	-	-	5	0	1	1	20
2005-06	Dallas	NHL	26	0	0	0	62	-3	0	0	0	9	-	-	-	-	-
	Iowa	AHL	3	0	0	0	6	-	-	-	-	-	-	-	-	-	-
2006-07	NY Islanders	NHL	34	1	0	1	99	-12	0	0	0	23	-	-	-	-	-
	CAPITALS	NHL	29	1	6	7	69	-13	0	0	0	14	-	-	-	-	-
2007-08	Hershey	AHL	4	0	2	2	9	-	-	-	-	-	-	-	-	-	-
	CAPITALS	NHL	51	2	7	9	96	1	0	0	1	48	7	0	2	2	6
2008-09	CAPITALS	NHL	52	0	4	4	63	1	0	0	0	50	12	0	1	1	16
2009-10	CAPITALS	NHL	50	1	5	6	66	16	0	0	0	50	-	-	-	-	-
2010-11	CAPITALS	NHL	73	4	7	11	94	1	0	0	0	53	9	1	1	2	6
2011-12	CAPITALS	NHL	28	0	2	2	51	3	0	0	0	20	4	0	1	1	0
2012-13	CAPITALS	NHL	30	3	3	6	34	10	0	0	0	32	7	0	1	1	4
CAPITALS TOTALS			213	11	34	45	473	19	0	0	0	267	39	1	6	7	32
NHL TOTALS			454	14	36	50	809	-12	0	0	2	355	39	1	6	7	32

OHL First All-Star Team (2000)



ERIC FEHR

FAIR

16

Right Wing • Height: 6'4" • Weight: 214 • Shoots: Left
Born: September 7, 1985 (Winkler, Manitoba)
Drafted: Capitals' first-round choice, 18th overall, in the 2003 Entry Draft
Acquired: Signed as a free agent, Jan. 12, 2013

2012-13

Ranked 1st on WSH in plus/minus ... Finished 5th on WSH in goals ... Scored OT/GWG on 4/27 vs. BOS ... Recorded an assist on 4/16 vs. TOR ... Tallied 1g-1a on 4/13 vs. TB ... Scored a goal on 4/9 at MTL ... Registered a goal on 3/7 vs. FLA ... Scored the OT GWG, tallied 2 assists and skated a career-high 19:57 on 3/5 vs. BOS ... Recorded an assist on 3/2 at WPG ... Scored first career SHG on 2/23 vs. NJ ... Extended point streak to 4 games with an assist on 2/17 at NYR ... Tallied 2 goals on 2/14 at TB ... Scored a goal and an assist on 2/12 at FLA ... Tallied first assist on 2/9 vs. FLA ... Made season debut on 1/25 at NJ; first game with WSH since 4/9/11 at FLA ... Ranked 2nd on the team in hits during playoffs (22).

Career

2011-12: T-18th in the league in hits (218) ... Played in a career high 78 games ... Has the highest shootout percentage among Capitals players, having scored eight times on 12 career shootout attempts (66.7%) ... Shootout-determining goal on 3/31 vs. MTL ... Scored his 4th goal of the season on 3/10 at BOS ... Skated a season-high 21:45 on 2/9 vs. WPG ... Had an assist on 2/7 vs. FLA ... Fighting major (McQuaid) and seven PIMs on 2/5 vs. BOS ... Collected eight hits on 2/1 at FLA ... Scored the game's first goal on 1/31 at TB and tallied seven hits ... Fighting major (Joslin) on 1/20 at CAR ... Fighting major (Bourque) on 1/18 at MTL ... Fighting major (Adams) on 1/11 vs. PIT ... Fighting major (Fraser) on 1/9 at LA ... Scored his first goal of the season on 12/26 at BUF ... Missed four games due to injury (12/7-15) ... Fighting major (McLeod) on 12/17 at COL ... 4th fighting major (Nichol) on 11/29 vs. STL ... 3rd fighting major (Chipchura) on 11/21 vs. PHX ... 2nd fighting major (Dowell) on 11/8 vs. DAL ... Registered 1st fighting major of the season (Beleskey) on 11/1 vs. ANA ... Collected two assists on 10/22 vs. DET ... Tallied first assist of the season on 10/20 at PHI ... Led WSH in hits (61) during the playoffs ... Won 56% of his face-offs during the postseason ... Skated 16:05 per game during the playoffs compared to 12:07 per game during the regular season ... Scored first career playoff goal in Game 7 of ECQF at BOS on 4/25 ... Recorded first career postseason assist in Game 2 of ECSF at NYR on 4/30. **2010-11:** Tied for third on the team with three GWGs ... Set career highs in GP (77), assists (16), points (25) and PIMs (110) ... Tied for the team lead in shootout percentage (50%) and tied for second in shootout goals (2) ... Tied his career high for goals with his ninth of the season on 4/6 vs. FLA ... First on the team in PIM (110) ... Second on the team in hits (169) ... Signed a two-year extension with the Capitals on 2/23 ... Scored six out of his nine goals at Verizon Center ... The Caps went 6-2-1 when Hendricks scored a goal and 11-2-2 when he registered an assist. **2009-10:** Spent his first full season in the NHL, appearing in 56 games for COL ... Ranked 5th on the team, third among forwards, with 92 hits ... Scored his first career goal 10/10 at CHI ... Had goals in back-to-back appearances (11/14 – 11/28) ... Posted a three-game points streak from 12/21 – 12/26 (1g-2a) ... Scored a goal and played a career-high 15:17 on 3/24 vs. LA. **2008-09:** Spent most of the season with the Lake Erie Monsters (AHL) but made his first NHL appearance and played four games for COL ... Played his NHL debut 3/10 vs. ATL ... Had 13 NHL PIM, including his first fighting major on 3/25 vs. ANA ... Finished third in Lake

Erie in scoring (14g-15a) despite playing only 43 games ... Ranked 3rd on the team in goals and PIM (71). **2007-08:** Ranked 4th on the Providence Bruins (AHL) in scoring with 52 points (22g-30a) in 67 games ... Recorded 13 multiple-point games ... Added three assists in 10 playoff games. **2006-07:** Played for Bruce Boudreau in Hershey (AHL) ... Ranked 7th on the team in scoring with 44 points (18g-26a) in 65 games ... 6th on the team with 105 PIM ... Contributed eight goals (second on the team) and 12 points in 19 Calder Cup playoff games. **2005-06:** Recorded 27 points (13g-14a) in 56 games with Rochester (AHL). **2004-05:** Split his first full professional season between Lowell (AHL) and FLA (ECHL). **2003-04:** Made his professional debut with Milwaukee (AHL) after completing his college career.

Junior Career

2004-05: Played 71 games for Brandon (WHL) ... Captured the Bob Clarke Trophy as the WHL's top scorer with 111 points (59g-52a) ... Member of the WHL East First Team and voted the WHL Player of the Year ... Led the league with 59 goals, nine more than the next-closest player ... Led the league with 31 PPGs and set a WHL record with five overtime goals ... Finished second in the league with 12 GWGs ... Played 24 playoff games for the Wheat Kings, again leading the team and the league in points with 32 (16g-16a) ... Led Brandon to the WHL finals. **2003-04:** Played 71 games and led Brandon with 84 points (50g-34a) ... Tied for second in the league in goals ... Finished second on the team with 129 PIM ... **2001-03:** Appeared in a total of 133 games in his first two full seasons of major junior hockey, posting 82 points (37g-45a) and 105 PIM. **2000-01:** Played 36 games for Pembina Valley (MMHL), recording 58 points (45g-13a) ... Appeared in four games with Brandon.

International Career

2012-13: Appeared in 21 games for HPK Hameenlinna of the SM-liiga ... Scored 13 goals and earned 12 assists.

NHL Transactions

Signed as a free agent on Jan. 12, 2013 ... Traded to WPG on July 8, 2011 by WSH in exchange for a fourth-round draft pick in the 2012 NHL Draft (Thomas Di Pauli) and Danick Paquette ... Selected by Washington in the first round, 18th overall, in the 2003 Entry Draft.

Personal

Twitter: @EricFehr ... Hobbies include golf, video games and beach volleyball ... Some of the goals on his to-do list include winning the Stanley Cup, golfing at Augusta National and getting a hole in one.

16 ERIC FEHR



vs. the NHL

	GP	G	A	P	PIM
ANA	4	0	0	0	6
BOS	17	4	6	10	6
BUF	15	1	3	4	0
CGY	2	0	1	1	0
CAR	25	4	2	6	12
CHI	2	1	1	2	0
COL	5	0	2	2	2
CBJ	3	0	1	1	2
DAL	3	1	1	2	0
DET	3	0	1	1	2
EDM	2	2	0	2	0
FLA	28	6	5	11	10
LA	4	0	0	0	2
MIN	5	1	3	4	0
MTL	15	5	1	6	4
NSH	4	0	0	0	2
NJ	16	3	1	4	4
NYI	12	2	3	5	10
NYR	15	2	3	5	6
OTT	13	3	5	8	0
PHI	15	2	2	4	4
PHX	2	1	1	2	2
PIT	17	5	4	9	4
SJ	4	0	0	0	2
STL	3	0	1	1	2
TB	25	8	2	10	8
TOR	17	1	1	2	6
VAN	2	0	1	1	0
WSH	4	0	0	0	0
WPG	24	5	5	10	4

Playoffs vs. the NHL

	GP	G	A	P	PIM
MTL	7	3	1	4	4
NYR	16	0	0	0	6
PHI	5	1	0	1	0
PIT	2	0	0	0	0
TB	3	1	0	1	0

CAREER HIGHLIGHTS

First NHL Game:

3/10/09 (COL 0 vs ATL 3)

First NHL Goal:

10/10/09 (COL 3 at CHI 4 SO, Huet)

First NHL Assist:

12/22/09 (COL 2 vs ANA 4)

Most Goals in a Game:

2 (2/14/13, WSH 4 at TBL 3)

Most Assists in a Game:

2 (3 times, last: 3/5/13, WSH 4 vs BOS 3)

Most Points in a Game:

3 (3/5/13, WSH 4 vs BOS 3)

Most Shots in a Game:

5 (4 times, last: 3/19/13, WSH 1 at PIT 2)

Most PIM in a Game:

14 (12/12/10, WSH 0 at NYR 7)

Most Ice Time in a Game:

21:45 (2/9/12 WSH 2 at WPG 3 SO)

Multiple-Point Games:

7 (last: 4/13/13, WSH 6 vs TBL 5)

Longest Goal Streak:

2 (4 times, last: 3/5-3/7, 2G)

Longest Assist Streak:

2 (5 times, last: 4/13-4/16, 2A)

Longest Point Streak:

4 (2/9-2/17, 3G-2A)

Penalty Shots: None

Shootouts: 8/12

PLAYOFF CAREER HIGHLIGHTS

Most Goals in a Game:

1 (4/25/12, WSH 2 at BOS 1)

Most Assists in a Game:

1 (4/30/12, WSH 3 at NYR 2)

Most Points in a Game:

1 (2 times, last 4/30/12, WSH 3 at NYR 2, 1 A)

CAREER STATISTICS

Year	Team	League	GP	G	A	Pts	PIM	+/-	PP	SH	GW	S	GP	G	A	Pts	PIM
2000-01	Pembina	MMHL	36	45	13	58	30	-	-	-	-	-	-	-	-	-	-
	Brandon	WHL	4	0	0	0	0	-	-	-	-	-	-	-	-	-	-
2001-02	Brandon	WHL	63	11	16	27	29	-	-	-	-	-	12	1	1	2	0
2002-03	Brandon	WHL	70	26	29	55	76	-	-	-	-	-	17	4	8	12	26
2003-04	Brandon	WHL	71	50	34	84	129	-	-	-	-	-	7	5	0	5	16
2004-05	Brandon	WHL	71	59	52	111	91	-	-	-	-	-	24	16	16	32	47
2005-06	CAPITALS	NHL	11	0	0	0	2	E	0	0	0	10	-	-	-	-	-
	Hershey	AHL	70	25	28	53	70	-	-	-	-	-	19	8	3	11	8
2006-07	CAPITALS	NHL	14	2	1	3	8	3	0	0	1	25	-	-	-	-	-
	Hershey	AHL	40	22	19	41	63	-	-	-	-	-	-	-	-	-	-
2007-08	CAPITALS	NHL	23	1	5	6	6	4	0	0	0	40	5	1	0	1	0
	Hershey	AHL	11	3	4	7	4	-	-	-	-	-	2	1	3	4	2
2008-09	CAPITALS	NHL	61	12	13	25	22	8	1	0	2	134	9	0	0	0	0
2009-10	CAPITALS	NHL	69	21	18	39	24	18	3	0	3	145	7	3	1	4	4
2010-11	CAPITALS	NHL	52	10	10	20	16	E	3	0	1	120	5	1	0	1	0
2011-12	Winnipeg	NHL	35	2	1	3	12	-6	0	0	1	54	-	-	-	-	-
2012-13	CAPITALS	NHL	41	9	8	17	10	14	2	1	2	72	7	0	0	0	6
CAPITALS TOTALS			271	55	55	110	88	47	9	1	9	546	33	5	1	6	10
NHL TOTALS			306	57	56	113	100	41	9	1	10	600	33	5	1	6	10



MIKHAIL GRABOVSKI

me-KAIL gra-BAWV-skee

84

Center • Height: 5'11" • Weight: 183 • Shoots: Left
 Born: January 31, 1984 (Potsdam, Germany)
 Drafted: Montreal's fifth-round choice, 150th overall, in the 2004 Entry Draft
 Acquired: Signed as a free agent, Aug. 23, 2013

2012-13

Played 48 games for the Maple Leafs collecting 16 points (9g, 7a) with 24 penalty minutes ... Collected a goal and an assist 1/23 at PIT ... Collected a goal and an assist 1/26 at NYR ... Played 300th career Maple Leafs game 2/2 vs. BOS ... Collected 200th career Maple Leafs point 2/23 at OTT ... Scored GWG and named 1st star 2/25 at PHI ... Scored a goal and named 3rd star 3/23 vs. BOS ... Collected a point in 3 consecutive games (3/21 – 25).

Career

2011-12: Played 74 games for the Maple Leafs collecting 51 points (23g, 28a) with 51 penalty minutes ... Ranked 3rd on Maple Leafs in goals and points ... Collected 2 points (game-winning goal in overtime, 1 assist) 10/22 at Montreal ... Registered a 4-game point streak (10/29 – 11/3) with 6 points (2g, 4a) ... Missed game 12/5 at NYR due to birth of son Jaeger ... Scored a goal and collected 100th NHL assist 1/13 at BUF ... Collected a career-high (tie) 4 points (1 goal, 3 assists) 1/24 at NYI ... Named NHL's First Star of the Week (1/30) with 5 points (1g, 4a) in 2 games ... Collected 3 points (2g, 1a) 1/31 at PIT ... Collected 100th career Maple Leafs assist 2/1 vs. PIT ... Registered a career-high (tie) 6-game point streak (1/23 – 2/6) with 12 points (3g, 9a) ... Played 300th career NHL game 2/23 vs. SJ ... Collected 3 points (2g, 1a) 3/3 at MTL ... Registered a 5-game point streak (2/28 – 3/7) with 7 points (3g, 4a) ... Collected 200th career NHL point with a goal 3/29 vs. PHI. **2010-11:** Played 81 games for the Maple Leafs collecting 58 points (29g, 29a) with 60 penalty minutes ... Ranked 1st on Maple Leafs in plus/minus (+14), t-1st in overtime goals (1), 2nd in powerplay goals (10) and shots (239), 3rd in goals and points; and t-3rd in game-winning goals (4) ... Established career highs for games played, goals, assists, points, powerplay goals, game-winning goals, shots on goal and plus/minus ... Collected 2 points (1g, 1a) including 100th career NHL point 11/6 vs. BUF ... Registered a career-high (tie) 6-game point streak (12/14 – 28) with 7 points (5g, 2a) ... Missed a game 12/30 vs. CLB due to birth of daughter Leeliah ... Played 200th career NHL game 1/1 at OTT ... Collected a season-high 3 points (2g, 1a) 1/7 at ATL. **2009-10:** Played 59 games for the Maple Leafs collecting 35 points (10g, 25a) with 10 penalty minutes ... Ranked t-1st on team in shorthanded goals (1), t-2nd in game-winning goals (3) and 3rd in plus/minus (+3) ... Collected a career-high (tie) 3 assists 10/31 at MTL ... Played 100th Maple Leafs game 11/23 vs. NYI ... Registered a career-high (tie) 6-game point streak (12/3 – 12) with 7 points (3g, 4a). **2008-09:** Played 78 games for the Maple Leafs collecting 48 points (20g, 28a) with 92 penalty minutes ... Ranked 1st on the team in shooting percentage (16.1%) ... Ranked t-2nd in penalty minutes and 2nd in power-play goals (6) ... Ranked t-3rd in games played ... Ranked 3rd among NHL rookies in assists and points ... Played 1st Maple Leafs game 10/9 at DET ... Scored 1st Maple Leafs goal and point 10/25 vs. OTT ... Collected 1st Maple Leafs assist 10/28 vs. TB ... Registered a season-high 4-game goal streak (6 goals) 10/2 – 8 ... Registered a season-high 6-game point streak (7g, 3a) 11/2 – 13 ... Collected a career-high (tie) 4 points (1g, 3a) 3/21 at MTL ... Played 100th career NHL game 4/1 vs. PHI ... 1st Leaf since Sergei Berezin (25 goals in 1996-97) to score 20 goals in rookie season. **2007-08:** Played 24 games for MTL collecting 9 points (3g, 6a) with 8 penalty minutes ... Collected 1st NHL point (assist) 10/20 vs. BUF ... Scored 1st career NHL goal 10/22 vs. BOS (Manny Fernandez) ... Played 12 games for Hamilton (AHL) collecting 20 points (8g, 12a) with 6 penalty minutes ... Earned 1st star honors in 5 consecutive games with Hamilton, collecting 16 points (6g, 10a), including 3 game-winning goals (2/15 – 20) ... Named AHL Player of the Week for period ending 2/17. **2006-07:** Played 3 games for MTL ... Played 1st career NHL game 1/6 vs. NYR ... Played 66 games for Hamilton (AHL) collecting 54 points (17g, 37a) with 34 penalty minutes ... Played 20 playoff games for Hamilton collecting 11 points (4g, 7a) with 21 penalty minutes ... Won Calder Cup with Hamilton.

International Career

2012-13: Played 29 games for CSKA Moscow (KHL) collecting 24 points (12g, 12a) with 8 penalty minutes ... Selected to play for Belarus at IIHF World Championship ... Named alternate captain for Belarus ... Played 7 games for Belarus collecting 4 points (1g, 3a) with 4 penalty minutes. **2011:** Played 6 games for Belarus at IIHF World Championship collecting 4 points (2g, 2a) with 2 penalty minutes ... Named captain of Belarus ... Was 1 of 3 players on Belarus named 'Best Players of Each Team Selected by Coaches'. **2010:** Named to Belarus for 2010 Olympic Winter Games ... Did not participate in Olympics due to injury ... Played 6 games for Belarus at IIHF World Championship collecting 3 assists with 6 penalty minutes. **2009:** Played 7 games for Belarus at IIHF World Championship collecting 9 points (3g, 6a) with 2 penalty minutes ... Ranked 1st on Belarus in goals (tie), assists and points. **2008:** Played 5 games for Belarus at IIHF World Championship collecting 3 assists. **2005-06:** Ranked 3rd on Moscow Dynamo in goals (10), assists (17) and points (27) ... Played 7 games for Belarus at IIHF World Championship collecting 9 points (5g, 4a) in 7 games. **2004-05:** Ranked 1st on Nizhnekamsk of the Russian Hockey League in goals (16), assists (20) and points (36) in 60 games played ... Played 6 games for Belarus at IIHF World Championship collecting 5 points (4g, 1a) with 2 penalty minutes. **2003-04:** Played 5 games for Belarus at IIHF World Junior Championship (B) collecting 9 points (4g, 5a) ... Played 5 games for Belarus at IIHF World Championship (B) collecting points (2g, 1a) with 8 penalty minutes. **2002-03:** Played 6 games for Belarus at IIHF World Junior Championship collecting 2 goals and 2 penalty minutes. **2001-02:** Played 26 games for HC Minsk of Belarus League collecting 17 points (10g, 7a) with 16 penalty minutes ... Played 6 games for Belarus at IIHF World Junior Championship collecting an assist.

NHL Transactions

Selected by MTL in the fifth round, 150th overall, in the 2004 Entry Draft ... Acquired by TOR from MTL for Greg Pateryn and a second-round selection in the 2010 Entry Draft (later obtained by BOS - Jared Knight), July, 2008 ... Signed with Washington as a free agent, August 23, 2013.

Personal

Wears number 84 because it's his birth year ... Lists "Skyfall" as his favorite movie ... Was a Colorado Avalanche fan growing up ... Lists soccer as his hidden talent.

84 MIKHAIL GRABOVSKI



vs. the NHL

	GP	G	A	P	PIM
ANA	5	3	1	4	0
BOS	31	14	5	19	12
BUF	28	8	10	18	6
CGY	8	4	2	6	6
CAR	17	6	4	10	8
CHI	4	0	2	2	0
COL	4	1	2	3	0
CBJ	3	0	3	3	0
DAL	3	1	3	4	2
DET	4	0	1	1	4
EDM	8	3	2	5	0
FLA	18	6	3	9	6
LA	3	1	2	3	2
MIN	4	2	1	3	2
MTL	29	5	13	18	70
NSH	2	1	1	2	0
NJ	18	3	5	8	6
NYI	20	3	11	14	16
NYR	19	1	6	7	12
OTT	31	5	8	13	47
PHI	15	5	2	7	14
PHX	4	0	0	0	4
PIT	18	6	10	16	2
SJ	4	0	3	3	2
STL	4	2	1	3	0
TB	16	2	6	8	10
TOR	2	0	0	0	2
VAN	7	2	1	3	2
WSH	17	3	8	11	4
WPG	21	7	7	14	6

Playoffs vs. the NHL

	GP	G	A	P	PIM
BOS	7	0	2	2	2

CAREER HIGHLIGHTS

First NHL Game:

1/6/07 (MTL 3 vs. NYR 4)

First NHL Goal:

10/22/07 (MTL 6 vs. BOS 1, Fernandez)

First NHL Assist:

10/20/07 (MTL 4 vs. BUF 2)

Most Goals in a Game:

2 (9 times, last: 3/3/12, TOR 3 at MTL 1)

Most Assists in a Game:

3 (3 times, last: 1/24/12, TOR 4 at NYI 3 OT)

Most Points in a Game:

4 (2 times, last: 1/24/12, TOR 4 vs NYI 3 OT)

Most Shots in a Game:

8 (1/6/11, TOR 6 vs. STL 5 SO)

Most PIM in a Game:

32 (1/8/09, TOR 2 at MTL 6)

Most Ice Time in a Game:

25:09 (2/19/11, TOR 0 vs. OTT 1 SO)

Multiple-Point Games:

42 (last: 1/26/13, TOR 2 at NYR 5, 1G-1A)

Longest Goal Streak:

4 (12/14/10-12/20/10, 4G)

Longest Assist Streak:

4 (2/26/11-3/3/11, 4A)

Longest Point Streak:

6 (1/23/12-2/6/12, 3G-9A)

Penalty Shots: 0/2

Shootouts: 3/14

PLAYOFF CAREER HIGHLIGHTS

Most Assists in a Game:

1 (2 times, last: 5/13/13, TOR 4 at BOS 5 OT)

Most Points in a Game:

1 (2 times, last: 5/13/13, TOR 4 at BOS 5 OT)

CAREER STATISTICS

Year	Team	League	GP	G	A	Pts	PIM	+/-	PP	SH	GW	S	GP	G	A	Pts	PIM
2006-07	Montreal	NHL	3	0	0	0	0	-2	0	0	0	5	-	-	-	-	-
	Hamilton	AHL	66	17	37	54	34	-	-	-	-	-	20	4	7	11	21
2007-08	Montreal	NHL	24	3	6	9	8	-4	0	0	1	23	-	-	-	-	-
	Hamilton	AHL	12	8	12	20	6	-	-	-	-	-	-	-	-	-	-
	Belarus	WC	5	0	3	3	0	-	-	-	-	-	-	-	-	-	-
2008-09	Toronto	NHL	78	20	28	48	92	-8	6	0	2	120	-	-	-	-	-
	Belarus	WC	7	3	6	9	2	-	-	-	-	-	-	-	-	-	-
2009-10	Toronto	NHL	59	10	25	35	10	3	2	1	3	126	-	-	-	-	-
	Belarus	WC	6	0	3	3	6	-	-	-	-	-	-	-	-	-	-
2010-11	Toronto	NHL	81	29	29	58	60	14	10	0	4	239	-	-	-	-	-
	Belarus	WC	6	2	2	4	2	-	-	-	-	-	-	-	-	-	-
2011-12	Toronto	NHL	74	23	28	51	51	0	5	0	2	163	-	-	-	-	-
	Belarus	WC	7	1	3	4	4	-	-	-	-	-	-	-	-	-	-
2012-13	Toronto	NHL	48	9	7	16	24	-10	0	0	1	80	7	0	2	2	2
NHL TOTALS			367	94	123	217	245	-7	23	1	13	756	7	0	2	2	2



MIKE GREEN

Defense • Height: 6'1" • Weight: 208 • Shoots: Right
 Born: October 12, 1985 (Calgary, Alberta)
 Drafted: Capitals' first-round choice, 29th overall, in the 2004 Entry Draft

52

A two-time member of the NHL First All-Star Team and a two-time Norris Trophy runner-up ... Joins Nicklas Lidstrom, Scott Niedermayer and Shea Weber as the only defensemen named to two First All-Star Teams since the 2004-05 work stoppage ... With Alex Ovechkin, the only teammates to repeat on the First All-Star Team since Paul Coffey and Wayne Gretzky (1984-85, '85-86) ... Ranks first among NHL defensemen in goals in the last six seasons ... One of two active defensemen with a 70-point season (Erik Karlsson).

2012-13

Led NHL defensemen in goals (12) ... Ranked 4th on WSH in goals ... Led WSH in ice time per game (24:51) ... Scored 2 PPG and added an assist on 4/27 vs. BOS ... Collected an assist on 4/25 at OTT ... Added an assist on 4/23 vs. WPG ... Recorded two assists on 4/20 at MTL ... Tallied 2a on 4/16 vs. TOR ... Scored OT/GWG on 4/13 vs. TB ... Tallied the GWG on 4/11 vs. CAR ... Scored a goal in 4th straight game on 4/4 vs. NYI ... Scored 2 goals on 4/2 at CAR ... Scored a goal on 3/31 at PHI ... Recorded a goal and an assist on 3/30 at BUF ... Scored a goal on 3/22 at WPG ... Tallied an assist on 2/7 at PIT ... Scored a goal and led WSH in ice time (25:18) on 2/3 vs. PIT ... Registered an assist on 2/1 vs. PHI ... Tallied an assist and led WSH in ice time (27:58) on 1/27 vs. BUF ... For the 30th time in his career he skated over 30 minutes (31:10) in a single game and scored GTG while adding an assist on 1/25 at NYI ... Led WSH in ice time for third consecutive game (25:44) and led WSH with 5 shots on 1/24 vs. MTL ... Led WSH in ice time (27:35) and T-1st with 4 hits on 1/22 vs. WPG ... Led all WSH skaters in time on ice (26:57) on 1/19 at TB ... Led the team in goals (2), ice time per game (25:31) and ranked T-1st with 4 points during postseason ... Ranked T-3rd in SOG (19) during the postseason ... Scored GWG in overtime in Game 2 vs. NYR.

Career

2011-12: Recorded seven points despite missing 47 games due to injury ... Led the team in ice time on 4/2 vs. TB (25:52) ... Led the team in ice time on 3/31 vs. MTL (24:24) ... Collected an assist on 3/19 at DET (first since 10/22 vs. DET) ... Skated a team-high 23:16 on 2/22 at OTT, most since 10/20 at PHI ... Returned to the lineup on 2/18 at TB ... Missed 18 games (1/9-2/17) due to injury ... Returned to the lineup on 1/3 vs. CGY and skated 15:43 ... Missed 23 games (11/12-12/31) due to injury ... Returned to the lineup on 11/11 at NJ ... Sat out six games (10/27-11/8) due to injury ... Registered two goals and two assists on 10/22 vs. DET, tying a career high for points in a single game ... Led the team in ice time (24:00) on 10/10 vs. TB ... Scored the overtime GWG on 10/8 vs. CAR; now ranks 2nd in WSH history in career overtime goals (6) ... T-7th among WSH players and t-2nd among Capitals defensemen in points during the playoffs ... Tied for team lead in goals among blueliners in the postseason ... Ranked t-2nd on the team in plus/minus and t-4th in shots (27) during the playoffs ... Ranked 3rd on WSH in ice time per game (23:45) ... Scored a goal in Game 6 of the ECQF vs. BOS ... Tallied the GWG in Game 4 of the ECSF vs. NYR. **2010-11:** Despite missing 33 games, still finished 3rd on Washington in points amongst defensemen and 2nd in goals ... Finished 3rd among defensemen in shots (115) ... Led the team in time on ice (25:11) ... Ranked 6th on the team in hits (100) ... Missed 26 of the last 28 games due to injury ... Named an alternate captain in his first NHL All-Star Game and had two assists ... Led the team in ice time in 38 of his 49 games, surpassing 30 minutes six times ... Registered a six-game point streak (4g-6a) from 10/28-11/11 ... Had a season-high three points (1g-2a) on 10/30 in a 7-2 win at CGY ... Recorded 12 assists and 13 points on the road ... Had a five-game point streak (1g-4a) to start the playoffs ... T-2nd on the team in playoff assists (5) and led all defensemen in points (6). **2009-10:** Runner-up for the Norris Trophy for the second year in a row ... Named to the NHL First-All-Star Team ... One of three finalists for the NHL Foundation Award for community service efforts ... Became the 13th defenseman (third active) with consecutive 70-point seasons and the seventh to do it before turning 25 ... Played in 75 games and led NHL defensemen with 76 points, 56 assists, and 19 goals (career highs in points and assists) ... His point total was the most by Capitals defenseman since 1992-93 (Kevin Hatcher, 79 points, 34g-45a) ... Second among NHL defensemen (trailing only Jeff Schultz) and third in the league at +39, the 3rd highest plus/minus rating in team history ... Led NHL defensemen with 35 power-play points, 25 power-play assists, and 10 PPG ... Registered career-high nine-game point streak (10/12—11/1, 2g-9a) ... Recorded his second nine-game point streak (3g-9a) from 1/2—1/19. **2008-09:** Finished second in the voting for the Norris Trophy and was the top vote-getter among defensemen on the NHL First All-Star Team ... 3rd on the team in goals (31) and 4th in points (73) and assists (42) ... Led all defensemen and ranked 7th in the NHL (minimum 20 GP)

with 1.07 points per game ... Had the most goals by an NHL defenseman since former Capital Kevin Hatcher had 34 in 1992-93 ... Point total ranked 4th in Capitals history for a defenseman ... Just the seventh defenseman in NHL history to score 30 goals in a season and the first to do it while playing fewer than 70 games ... At 23, the youngest defenseman with 30 goals since Paul Coffey in 1983-84 ... His eight-game goal streak (1/27—2/14) set an NHL record for a defenseman and matched the longest streak in the NHL since 1997-98 (Teemu Selanne, 11 games) ... Finished 2nd on the team with a +24 rating ... Led the team and ranked 7th in the league in ice time (25:45) ... 4th in the league with 18 PPGs, the Capitals record (and one shy of the NHL record) for PPGs by a defenseman ... His 1.07 points per game were the most by a defenseman since 1994-95 (Paul Coffey, 1.29) ... Voted the league's top defenseman by a panel of reporters assembled by USA Today ... Named to the Sporting News' All-NHL team by a vote of league coaches and executives ... Finished 2nd among all NHL players in February scoring (20 points in 13 GP); named the NHL's Second Star of the month. **2007-08:** Was one of four Capitals to play in every game ... Finished 1st among Caps defensemen, 3rd on the team and 7th among NHL defensemen in scoring ... Paced NHL defensemen and ranked 4th on the team with 18 goals ... The youngest defenseman (22) to lead the NHL in goals in 25 years, since Paul Coffey ... With Alex Ovechkin, part of the first pair of teammates to lead the NHL in overall goals and goals by a defenseman since Mario Lemieux and Coffey in 1988-89 ... Named a Sporting News First-Team All-Star in a vote of his peers ... Finished 7th in the voting for the Norris Trophy ... 2nd on the team and 3rd among NHL defensemen with 234 shots ... Averaged team-high 23:38 TOI, including leading the team in ice time in 33 of the team's final 53 games ... T-2nd with four GWGs ... Established the Caps single-season record for OT goals (3) and the Caps career record for OT goals by a defenseman (3) ... Recorded the most points for a Caps defenseman since Sergei Gonchar's 49 in 2003-04 and the most goals since Gonchar had 18 in 2002-03 ... Played in his 100th NHL game vs. TB (10/24) ... Shared the league lead in goals and points by a defenseman in the first round ... Led the team and ranked 5th among NHL skaters in first-round ice time (26:58). **2006-07:** T-4th in points among defensemen ... Was the lone rookie defenseman on the Eastern Conference NHL YoungStars team ... Led all defensemen and t-16th in the AHL in playoff scoring ... T-2nd on Hershey in playoff goals and t-3rd in playoff points. **2005-06:** Made his NHL debut on his 20th birthday, 10/12 at CAR ... Recorded his first career goal, Washington's first of the game, in a 4-1 win vs. TOR (2/3) ... Named to the AHL All-Rookie Team for his efforts in Hershey, the first Capitals prospect ever to earn that honor ... Led AHL rookie defensemen and ranked 11th among all AHL defensemen with 43 points (9g-34a) in 56 games ... Finished 7th on Hershey in scoring ... Was named the CCM Vector AHL Player of the Week for the week ending 4/16 ... Played all 21 games in Hershey's run to the Calder Cup ... Recorded 18 points in the playoffs (3g-15a), which ranked 11th among AHL players, 2nd among rookies and 2nd among defensemen ... Led Hershey defensemen in playoff scoring and was 4th on the team.

Junior Career

Had 172 points (37g-135a) in his 267-game WHL career. **2004-05:** Led all defensemen and finished t-19th in the league in scoring with 66 points (14g-52a) ... Made the WHL East First All-Star Team ... His 52 assists were t-3rd in the league and his plus/minus rating of +36 was t-4th in the league.

International Career

2008: Represented Canada in the 2008 World Championship and led the tournament in scoring by a defenseman with 12 points (4g-8a) ... Helped guide Canada to a second-place finish ... Was named to the all-tournament team.

NHL Transactions

Selected by Washington in the first round, 29th overall, in the 2004 Entry Draft.

Personal

Twitter: @GreenLife52 ... Launched Green's Gang in 2008, in which he purchases seven season tickets to Capitals home games and donates them to area youth through Most Valuable Kids ... Worked with DC101 morning show host Elliot Segal of Elliot in the Morning to create So Kids Can in 2008, a charity that has raised more than \$200,000 in its first four years ... Brought Powell Elementary students to play street hockey with him at The White House in March, 2011, for the launch of the NHL's partnership with First Lady Michelle Obama's Let's Move Campaign.

52 MIKE GREEN



vs. the NHL

	GP	G	A	P	PIM
ANA	4	1	2	3	2
BOS	17	5	7	12	10
BUF	21	4	7	11	16
CGY	6	1	4	5	10
CAR	37	13	8	21	28
CHI	4	0	2	2	2
COL	4	1	0	1	0
CBJ	4	1	1	2	2
DAL	4	0	4	4	6
DET	6	3	5	8	8
EDM	4	2	2	4	2
FLA	35	5	13	18	30
LA	4	2	1	3	6
MIN	5	1	2	3	2
MTL	21	3	15	18	18
NSH	4	0	3	3	2
NJ	20	6	6	12	19
NYI	22	4	10	14	12
NYR	18	5	8	13	23
OTT	25	6	14	20	22
PHI	27	6	9	15	14
PHX	3	0	0	0	0
PIT	21	2	10	12	12
SJ	3	0	1	1	0
STL	4	2	2	4	2
TB	40	10	15	25	26
TOR	26	2	13	15	22
VAN	5	1	1	2	8
WPG	39	8	18	26	14

Playoffs vs. the NHL

	GP	G	A	P	PIM
BOS	7	1	1	2	2
MTL	7	0	3	3	12
NYR	19	4	10	14	16
PHI	7	3	4	7	15
PIT	7	0	4	4	4
TB	3	0	1	1	4

CAREER HIGHLIGHTS

First NHL Game:

10/12/05 (WSH 2 at CAR 7)

First NHL Goal:

2/3/06 (WSH 4 vs TOR 1, Belfour)

First NHL Assist:

3/4/06 (WSH 2 at ATL 3)

Most Goals in a Game:

2 (14 times, last: 4/27/13, WSH 3 vs BOS 2)

Most Assists in a Game:

3 (2/1/09, WSH 7 vs OTT 4)

Most Points in a Game:

4 (3 times, last: 10/22/11, WSH 7 vs DET 1)

Most Shots in a Game:

10 (3/24/09, WSH 2 at TOR 3)

Most PIM in a Game:

7 (11/9/10, WSH 5 vs NYR 3)

Most Ice Time in a Game:

34:05 (10/18/08, WSH 3 vs NJ 4 SO)

Multiple-Point Games:

54 (last: 4/27/13, WSH 3 vs BOS 2 2G-1A)

Longest Goal Streak:

8 (1/27/09-2/14/09, 10G)

Longest Assist Streak:

8 (10/15/09-11/11/09, 9A)

Longest Point Streak:

9 (2 times, last: 1/2/10-1/19/10, 4G-9A)

Penalty Shots: None

Shootouts: 0/6

PLAYOFF CAREER HIGHLIGHTS

Most Goals in a Game:

2 (4/11/08, WSH 5 vs PHI 4)

Most Assists in a Game:

3 (4/15/09, WSH 3 vs NYR 4)


Most Points in a Game:

3 (4/15/09, WSH 3 vs NYR 4, 3A)

CAREER STATISTICS

Year	Team	League	GP	G	A	Pts	PIM	+/-	PP	SH	GW	S	GP	G	A	Pts	PIM
2000-01	Calgary	WHL	36	4	23	27	34	-	-	-	-	-	-	-	-	-	-
	Saskatoon	WHL	7	0	2	2	0	-	-	-	-	-	-	-	-	-	-
2001-02	Saskatoon	WHL	62	3	20	23	57	-	-	-	-	-	7	0	1	1	2
2002-03	Saskatoon	WHL	72	6	36	42	70	-	-	-	-	-	6	0	2	2	6
2003-04	Saskatoon	WHL	59	14	25	39	92	-	-	-	-	-	-	-	-	-	-
2004-05	Saskatoon	WHL	67	14	52	66	105	-	-	-	-	-	4	0	0	0	6
2005-06	CAPITALS	NHL	22	1	2	3	18	-8	0	0	0	13	-	-	-	-	-
	Hershey	AHL	56	9	34	43	79	-	-	-	-	-	21	3	15	18	30
2006-07	CAPITALS	NHL	70	2	10	12	36	-10	0	0	0	68	-	-	-	-	-
	Hershey	AHL	12	3	5	8	26	-	-	-	-	-	19	7	9	16	38
2007-08	CAPITALS	NHL	82	18	38	56	62	6	8	0	4	234	7	3	4	7	15
2008-09	CAPITALS	NHL	68	31	42	73	68	24	18	1	4	243	14	1	8	9	12
2009-10	CAPITALS	NHL	75	19	57	76	54	39	10	0	4	205	7	0	3	3	12
2010-11	CAPITALS	NHL	49	8	16	24	48	6	5	0	1	115	8	1	5	6	8
2011-12	CAPITALS	NHL	32	3	4	7	12	5	3	0	1	64	14	2	2	4	10
2012-13	CAPITALS	NHL	35	12	14	26	20	-3	4	0	2	96	7	2	2	4	4
NHL/CAPITALS TOTALS			433	94	183	277	318	59	48	1	16	1,038	57	9	24	33	61

WSH East First All-Star Team (2005) • AHL All-Rookie Team (2006) • NHL First All-Star Team (2009, 2010) • NHL All-Star Game (2011)



JACK HILLEN

Defense • Height: 5'11" • Weight: 194 • Shoots: Left
Born: January 24, 1986 (Minnetonka, Minn.)
Acquired: Signed as a free agent, July 3, 2012

38

2012-13

Recorded an assist on 4/23 vs. WPG ... Registered an assist on 4/18 at OTT ... Scored a goal on 4/16 vs. TOR ... Scored a goal on 4/13 vs. TB ... Tallied an assist and the GWG, his first with WSH, on 4/9 at MTL ... Recorded first multi-point game (2a) with WSH on 4/7 vs. TB ... Tallied first assist with WSH on 3/31 at PHI ... Skated season-high 23:03 on 3/17 vs. BUF ... Returned to the lineup on 3/16 at BOS after missing 25 games due to injury ... Made WSH debut on 1/19 at TB.

Career

2011-12: Played his 200th career game on 12/8 at CBJ ... Tallied a goal on 12/6 vs. PHX ... Tied a season high with four shots on goal on 12/3 vs. BUF ... Skated a season high 21:56 on 12/1 at VAN ... Scored first goal of the season on 11/26 at DET ... Recorded first assist of the season on 10/22 at CGY ... Made NHL playoff debut in Game 1 of WCQF vs. DET on 4/11 and skated 8:20. **2010-11:** Set career highs in goals (4) and points (22), and tied a personal best in assists (18) ... Ranked 2nd on the Islanders in blocked shots with a career high (137) ... Reached career highs in penalty minutes (45), hits (54) and shots (81) ... Scored first career GWG on 3/11 vs. BOS ... Missed 18 games due to three separate injuries. **2009-10:** Set career highs in assists (18), games played (69) and average ice time (20:41) with the NY Islanders in 2009-10 ... Ranked second on the 2009-10 Islanders in blocked shots (131) ... Played 100th career NHL game on 3/19 vs. Anaheim... Scored first career power-play goal on 1/23 vs. New Jersey. **2008-09:** Tied for 11th among NHL rookie defensemen in points (6) ... Ranked fifth among AHL rookie blueliners in points per game (.54) with the 2008-09 Sound Tigers. **2007-08:** Made NHL debut 48 hours after signing first pro contract on 4/3 vs. the New York Rangers ... Recorded first NHL point (1a) the following night against the Rangers at Madison Square Garden.

College Career

Played four years at Colorado College (WCHA), totaling 19 goals and 57 assists in 151 games. **2007-08:** Named 2008 WCHA Defensive Player of the Year, a WCHA First-Team All-Star and an NCAA West First-Team All-American ... Recipient of the 2008 WCHA Scholar Athlete of the Year Award ... Named to the 2008 ESPN The Magazine Academic All-American Team ... Led NCAA defensemen in both points (37) and assists (31). **2006-07:** Ranked 2nd on team among defensemen in points (15) **2005-06:** Appeared in 42 games and recorded 4 goals, 9 assists, 13 points and 48 penalty minutes. **2004-05:** Finished the season ranked 4th among WCHA rookie defensemen in points (2g-9a-11pts).

NHL Transactions

Signed with NYI as a free agent, April 1, 2008 ... Signed with NSH as a free agent, August 8, 2011 ... Signed with WSH as a free agent, July 3, 2012.

Personal

Favorite activity outside hockey is golf ... His first job was as a warehouse employee ... Would most like to meet Green Bay Packers QB Aaron Rodgers ... Lists his favorite TV show as "The Big Bang Theory" ... His favorite pregame meal is chicken and whole wheat pasta.

38 JACK HILLEN



vs. the NHL

	GP	G	A	P	PIM
ANA	8	0	1	1	0
BOS	11	1	2	3	6
BUF	12	2	2	4	6
CGY	6	0	2	2	0
CAR	13	0	2	2	4
CHI	6	0	1	1	4
COL	4	0	2	2	2
CBJ	8	0	1	1	6
DAL	3	0	0	0	0
DET	5	1	1	2	0
EDM	5	0	0	0	0
FLA	10	0	2	2	4
LA	6	0	0	0	2
MIN	6	0	0	0	4
MTL	13	1	4	5	14
NSH	1	0	0	0	0
NJ	16	1	5	6	12
NYI	3	0	0	0	0
NYR	17	1	6	7	15
OTT	9	1	2	3	6
PHI	14	0	3	3	2
PHX	6	1	1	2	4
PIT	14	0	4	4	20
SJ	5	0	1	1	6
STL	6	0	1	1	4
TB	10	1	5	6	10
TOR	11	1	3	4	10
VAN	3	1	0	1	0
WSH	12	0	0	0	0
WPG	10	1	1	2	2

Playoffs vs. the NHL

	GP	G	A	P	PIM
DET	2	0	0	0	2
NYR	7	0	1	1	6

CAREER HIGHLIGHTS

First NHL Game:

4/3/08 (NYI 0 vs NYR 3)

First NHL Goal:

3/5/09 (NYI 2 vs NYR 4, Lundqvist)

First NHL Assist:

4/4/08 (NYI 4 vs NYR 3)

Most Goals in a Game:

1 (13 times, last: 4/16/13, WSH 5 vs TOR 1)

Most Assists in a Game:

2 (7 times, last: 4/9/13, WSH 3 at MTL 2)

Most Points in a Game:

2 (7 times, last: 4/9/13, WSH 3 at MTL 2)

Most Shots in a Game:

7 (2 times, last 3/11/11, NYI 4 vs BOS 2)

Most PIM in a Game:

10 (2/11/11, NYI 9 vs PIT 3)

Most Ice Time in a Game:

28:36 (12/26/09, NYI 3 at NYR 2 OT)

Multiple-Point Games:

7 (4/9/13, WSH 3 at MTL 2, 1G-1A)

Longest Goal Streak:

2 (2 times, last: 4/13/13-4/16/13, 2G)

Longest Assist Streak:

2 (9 times, last 4/7/13-4/9/13, 3A)

Longest Point Streak:

3 (2 times, last: 4/13/13-4/18/13, 2G-1A)

Penalty Shots:

None

Shootouts:

None

PLAYOFF CAREER HIGHLIGHTS

Most Assists in a Game:

1 (5/6/13, WSH 3 at NYR 4)

Most Points in a Game:

1 (5/6/13, WSH 3 at NYR 4)

CAREER STATISTICS

Year	Team	League	GP	G	A	Pts	PIM	+/-	PP	SH	GW	S	GP	G	A	Pts	PIM
2004-05	Colorado College	WCHA	30	2	9	11	20	-	-	-	-	-	8	0	1	1	16
2005-06	Colorado College	WCHA	42	4	9	13	48	11	-	-	-	-	-	-	-	-	-
2006-07	Colorado College	WCHA	38	7	8	15	38	-2	-	-	-	-	-	-	-	-	-
2007-08	Colorado College	WCHA	41	6	31	37	60	21	-	-	-	-	-	-	-	-	-
2007-08	NY Islanders	NHL	2	0	1	1	4	1	0	0	0	3	-	-	-	-	-
2008-09	NY Islanders	NHL	40	1	5	6	16	-9	0	0	0	47	-	-	-	-	-
2008-09	Bridgeport	AHL	33	4	13	17	31	-	-	-	-	-	5	0	2	2	2
2009-10	NY Islanders	NHL	69	3	18	21	44	-5	1	0	0	78	-	-	-	-	-
2009-10	USA	WC	6	0	1	1	2	-	-	-	-	-	-	-	-	-	-
2010-11	NY Islanders	NHL	64	4	18	22	45	-5	0	0	0	81	-	-	-	-	-
2011-12	Nashville	NHL	55	2	4	6	20	6	-	-	-	51	2	0	0	0	2
2012-13	CAPITALS	NHL	23	3	6	9	14	9	0	0	1	28	7	0	1	1	6
CAPITALS TOTALS:			23	3	6	9	14	9	0	0	1	28	7	0	1	1	6
NHL TOTALS			253	13	52	65	143	-3	1	0	2	288	9	0	1	1	8

NCAA First All-Star Team (2008) • NCAA First All-American Team (2008)



BRADEN HOLTBY

Goaltender • Height: 6'1" • Weight: 210 • Shoots: Left
Born: September 16, 1989 (Lloydminster, Saskatchewan)
Drafted: Capitals' fourth-round choice, 93rd overall, in the 2008 Entry Draft

70

Currently ranks 4th in wins (37) all-time in Capitals history among goalies originally drafted by the team (Kolzig, 301; Carey, 70; Neuvirth, 55)

2012-13

Ranked 4th in NHL in wins (23) ... Earned 23rd win of the season, a career high, on 4/27 vs. BOS ... Won 22nd game of the season on 4/23 vs. WPG ... Made 35 saves for 21st win of the season on 4/20 at MTL ... Won 20th game of the season on 4/16 vs. TOR ... Won 19th game of the season on 4/13 vs. TB ... Stopped career-high 43 shots on 4/11 vs. CAR ... Earned 17th win on 4/6 at FLA ... Made 35 saves for 16th win on 4/4 vs. NYI ... Earned 15th win of the season on 4/2 at CAR ... Won 14th game of the season and added an assist on 3/30 at BUF ... Made 30 saves for 13th win of the season on 3/24 at NYR ... Recorded 12th win of the season on 3/22 at WPG ... Set career high with 11th win of the season and 4th shutout on 3/21 at WPG ... Stopped 29 shots for the win in his 11th consecutive start on 3/7 vs. FLA ... Made 30 saves in 10th consecutive start for the win on 3/5 vs. BOS ... Stopped all 35 shots he faced for his sixth career shutout on 3/2 at WPG ... Made 33 saves for second shutout of the season on 2/26 vs. CAR ... Stopped 21 shots, including second career PS (Bernier), for the win on 2/23 vs. NJ ... Recorded his first shutout of the season and an assist on 2/9 vs. FLA ... Posted a 3-4 record with a 2.22 GAA and .922 SV% in 7 games vs. NYR in the postseason ... Recorded his first career playoff shutout in Game 2 vs. NYR ... Stopped 35 of 36 shots during Game 1 vs. NYR.

Career

2011-12: Made 35 saves for his 4th win of the season and was named First Star on 4/7 at NYR ... Came on in relief of Michal Neuvirth and made 12 saves for the win on 4/5 vs. FLA ... Recorded first shutout of season and was the game's First Star on 3/25 vs. MIN ... Stopped 27 of 28 shots in shootout loss to PHI on 3/22 ... Made 30 saves for first win of the season on 3/19 at DET ... Recalled on 3/18 from Hershey (AHL) ... 20-15-2 with a 2.61 GAA and a .906 SV% in 40 games with Hershey at the time of recall ... Finished 5th in the NHL in postseason wins, 3rd in goals-against average and save percentage and 5th in playoff minutes (922) and saves (429) ... Became just the third goaltender to own a .920 save percentage and 2.00 goals-against average or better (in a minimum of 13 games played) in the playoffs at age 22 or younger (Martin Brodeur and Patrick Roy) ... Went all 14 postseason games without suffering back-to-back losses ... Set a Capitals rookie record with 14 playoff games and tied a rookie record with seven wins in a single postseason ... Became the third rookie goaltender to defeat the defending Stanley Cup champions in a playoff series (Montreal's Ken Dryden and Calgary's Mike Vernon), defeating Boston in seven games in the ECQF ... Became the seventh rookie goaltender to post an overtime win in Game 7 of a playoff series and the first since Buffalo's Steve Shields defeated Ottawa in 1997 ... Earned his second career NHL playoff win in Game 4 of the quarterfinals against Boston, stopping 44 of the 45 shots he faced ... His 44 saves were the second-most in the expansion era in a regulation playoff win for a rookie goaltender since Ken Dryden made 46 stops for Montreal in a 4-2 win against Boston on April 16, 1971. **2010-11:** Named NHL's First Star of the Week for the week ending 3/13, going 4-0-0 with a 1.05 goals-against average, .965 save percentage and one shutout ... Won his last five starts ... Recorded an 18-save shutout in an emergency start 3/26 at MTL ... His assist on Marcus Johansson's first period, power-play goal on 3/15 at MTL was the only assist for a Washington goaltender and the first since Jose Theodore assisted on an Alexander Semin power-play goal in a 5-4 overtime loss to OTT on 3/30

... Set single-game career high with 40 saves 3/11 vs. CAR ... Made 22 saves for his first career shutout 3/9 vs. EDM ... Went 5-0-1 in five games from 1/20 to 3/11, stopping 170 of 174 shots (.978) ... Ranked tied for eighth in the AHL in goals-against average (2.29) and 11th in save percentage (.920) ... Tied for sixth in the league with five shutouts ... Was named to the Eastern Conference AHL All-Star Team but did not play. **2009-10:** Dressed in five games as the Capitals' backup goaltender ... Split his first professional season between Hershey (AHL) and South CAR (ECHL) ... Played in the 2009-10 ECHL All-Star Game ... Led Hershey in wins with a 24-8-2 record ... Ranked fourth in the AHL, first among rookies, with a 2.32 goals-against average ... His .917 save percentage was 10th in the league and led all rookies ... Won nine games in a row from 12/12-1/9, holding opponents to one goal five times and two goals three times in that stretch ... Had a season-high 44 saves in a 5-3 win 3/17 at Binghamton ... Posted a 7-2-1-2 mark for South CAR ... Made three playoff starts for Hershey, winning two ... Both wins came in overtime.

Junior Career

2008-09: Played 61 games for Saskatoon (WHL), ranking second in the league in wins (40) and tied for third in shutouts (six) ... Named the WHL's Eastern Conference Goaltender of the Year and was a finalist for WHL Goaltender of the Year ... Finished eighth in the WHL with a 2.62 GAA and finished seventh with a .910 save percentage ... Had a 10-game winning streak from 1/13-2/8 and a nine-game winning streak from 10/4-10/28 ... Registered 159 minutes of shutout hockey from 12/27-1/3, including back-to-back shutouts ... Finished the playoffs with a 2.32 GAA and a .912 save percentage ... Allowed only one goal in three of his seven playoff games ... Joined Hershey at the end of the Blades' season and was a backup for one game in the Calder Cup run. **2007-08:** Played in 64 games for Saskatoon ... Finished 15th in the WHL with a .908 save percentage while facing the second-most shots of any goaltender (1,875) ... Ranked fourth among North American goaltenders in the 2008 NHL Entry Draft by Central Scouting. **2006-07:** Led Saskatoon with 17 wins ... Recorded a four-game winning streak (12/15-1/5) ... Ranked second among rookie goaltenders in the WHL with a 3.21 GAA. **2005-06:** Stopped 49 shots in his debut with Saskatoon.

NHL Transactions

Capitals' fourth-round choice, 93rd overall, in the 2008 Entry Draft.

Personal

Twitter: @Holts170 ... His father, Greg, was a goaltender for the Saskatoon Blades and the University of Saskatoon ... Favorite player as a kid was Patrick Roy ... A baseball and golf fan who roots for the Toronto Blue Jays and New York Mets ... Favorite athlete is Albert Pujols.

70 BRADEN HOLTBY



vs. the NHL

	GP	Min	SO	W	L	OT	GAA	Sv%
BOS	3	134	0	3	0	0	2.24	.930
BUF	4	211	0	2	1	1	3.42	.878
CAR	5	300	1	4	1	0	1.60	.957
CHI	1	64	0	1	0	0	2.82	.900
DET	1	60	0	1	0	0	3.00	.909
EDM	1	60	1	1	0	0	0.00	1.000
FLA	5	275	1	5	0	0	2.40	.917
MIN	1	60	1	1	0	0	0.00	1.000
MTL	3	180	1	3	0	0	1.00	.963
NJ	3	178	0	1	2	0	3.04	.890
NYI	3	183	0	2	1	0	1.64	.946
NYR	5	280	0	2	2	1	1.93	.942
OTT	1	60	0	0	1	0	2.01	.946
PHI	5	282	0	2	1	2	2.98	.897
PIT	3	146	0	0	3	0	4.53	.861
SJ	1	59	0	0	1	0	5.09	.857
TB	4	228	0	3	1	0	3.69	.888
TOR	2	120	0	2	0	0	1.00	.970
WPG	6	308	2	4	2	0	2.14	.930

Playoffs vs. the NHL

	GP	Min	SO	W	L	OT	GAA	Sv%
BOS	7	449	0	4	3	0	2.00	.940
NYR	14	906	1	6	8	0	2.05	.925

CAREER HIGHLIGHTS

First NHL Game: 11/5/10 (WSH 3 vs. BOS 5)	Longest Win Streak: 6 (2 times, last: 4/2/13-4/16/13)
First NHL Win: 11/5/10 (WSH 3 vs. BOS 5)	Longest Losing Streak: 2 (11/19/10-11/22/10)
First NHL Shutout: 3/9/11 (WSH 5 vs. EDM 0, 22 saves)	Longest Winless Streak: 6 (2 times, last: 4/2/13-4/16/13)
Most Shots Faced in a Game: 44 (4/11/13, WSH 3 vs. CAR 1)	Shootouts: 4-2 record, 6 GA on 20 attempts
Most Saves in a Game: 43 (4/11/13, WSH 3 vs. CAR 1)	

PLAYOFF CAREER HIGHLIGHTS

Most Shots Faced in a Game: 49 (5/2/12, WSH 1 at NYR 2 3OT)
Most Saves in a Game: 47 (5/2/12, WSH 1 at NYR 2 3OT)

CAREER STATISTICS

Regular Season													Playoffs				
Year	Team	League	GP	W	L	OT	MIN	GA	SO	GAA	SA	SPCT	GP	W	L	Min	GAA
2005-06	Saskatoon	WHL	1	0	1	0	59	4	0	4.07	53	.925	-	-	-	-	-
2006-07	Saskatoon	WHL	51	17	29	3	2725	146	0	3.21	1394	.895	-	-	-	-	-
2007-08	Saskatoon	WHL	64	25	29	0	3632	172	1	2.84	1875	.908	-	-	-	-	-
2008-09	Saskatoon	WHL	61	40	16	4	3571	156	6	2.62	1732	.910	7	3	4	414	2.32
2009-10	Hershey	AHL	37	24	8	2	2146	83	2	2.32	1000	.917	3	2	1	200	3.67
	South Carolina	ECHL	12	7	2	3	712	35	0	2.95	392	.911	-	-	-	-	-
2010-11	CAPITALS	NHL	14	10	2	2	736	22	2	1.79	332	.934	-	-	-	-	-
	Hershey	AHL	30	17	10	2	1785	68	5	2.29	845	.920	6	2	4	359	3.01
2011-12	CAPITALS	NHL	7	4	2	1	361	15	1	2.49	192	.922	14	7	7	922	1.95
	Hershey	AHL	40	20	15	2	2322	101	3	2.61	975	.906	-	-	-	-	-
2012-13	CAPITALS	NHL	36	23	12	1	2,089	90	4	2.58	1,123	.920	7	3	4	433	2.22
	Hershey	AHL	25	12	12	1	1458	52	4	2.14	712	.932	-	-	-	-	-
NHL/CAPITALS TOTALS			57	37	16	4	3,186	127	7	2.39	1,647	.923	21	10	11	1,355	2.04

WHL First All-Star Team (2009) • AHL All-Star (2011) • ECHL All-Star (2010)



MARCUS JOHANSSON

Center • Height: 6'1" • Weight: 204 • Shoots: Left
Born: October 6, 1990 (Landskrona, Sweden)
Drafted: Capitals' first-round choice, 24th overall, in the 2009 Entry Draft

90

2012-13:

Collected an assist on 4/25 vs. OTT ... Recorded an assist on 4/23 vs. WPG ... Tallied an assist on 4/20 at MTL ... Scored a PPG on 4/16 vs. TOR ... Added an assist on 4/9 at MTL ... Registered 2a on 4/6 at FLA ... Added an assist on 4/4 vs. NYI ... Tallied 2 assists on 4/2 at CAR ... Collected 1g-1a on 3/31 at PHI ... Recorded an assist on 3/26 vs. NYI ... Recorded 2 assists on 3/22 at WPG ... Tallied a goal and an assist on 3/21 at WPG ... Registered the GWG and an assist on 3/17 vs. BUF ... Scored a goal on 3/16 at BOS ... Returned to the lineup and recorded an assist on 3/10 vs. NYR ... Scored first goal of the season on 2/5 vs. TOR.

Career

2011-12: Finished T-3rd on the team in points (46) ... 3rd on WSH in assists ... Set career highs in games played (80), goals (14), assists (32) and points (46) ... Had 10 points (1g-9a) in his last 13 games ... Registered a goal and an assist on 3/29 at BOS ... Collected 2 assists on 3/19 at DET ... Tallied 2 assists on 3/13 at NYI ... Scored the GTG on 3/8 vs. TB ... Had a goal and an assist on 2/25 at TOR ... Tallied his 10th goal of the season on 1/18 at MTL ... Scored twice on 1/9 at LA ... Tallied an assist on the GWG on 12/15 at WPG ... Tallied an assist on 11/4 at CAR ... Added his 5th goal of the season on 10/29 at VAN ... Scored his 4th goal of the season on 10/22 vs. DET ... Scored his 3rd goal of the season, the GWG on the power play, on 10/18 vs. FLA ... Scored his 2nd goal of the season, the eventual GWG, on 10/15 vs. OTT and was named Third Star ... Scored a goal and recorded an assist in his first game of the season on 10/10 vs. TB and was named Second Star ... Finished fourth among Capitals forwards in playoff ice time per game (19:35) ... Scored a goal on 4/19 vs. BOS ... Tallied all three points in the ECQF vs. BOS. **2010-11:** Made his NHL debut 10/8 at ATL ... Was the youngest player on the Capitals' roster ... Scored first NHL goal 10/19 vs. BOS ... Recorded first two NHL assists 11/26 vs. TB ... Became the first Capitals rookie since Alex Ovechkin (2005-06) to score a SHG when he tallied on 2/6 vs. PIT ... Six of his 13 goals were the Caps' first of the game ... Recorded points in five of seven games (2g-3a) from 2/14 to 2/26 ... Registered his second career multi-goal game, including the game-winner, on 3/15 at MTL and was named First Star ... His best month was March when he tallied nine points (4g-5a) in 15 games ... Took a career-high seven shots on goal in a 4-3 overtime win vs. CHI on 3/13 ... Had points in seven of the last 17 games (4g, 5a) ... Made his NHL playoff debut in Game 1 of ECQF vs. NYR ... Tallied his first career playoff assist in Game 2 of ECQF ... Scored his first two postseason goals, skated 26:27, had four shots and was a +3 in Game 4 2OT win of ECQF vs. NYR ... Finished fifth among league rookies in playoff scoring with six points (2g-4a).

International Career

Won two World Junior Championship medals with Sweden. **2012-13:** Played in 16 games with Bofors IK of the Sweden-1 league during the work stoppage ... scored eight goals and registered 10 assists. **2009-10:** Doubled his offensive numbers in his second full season in the Swedish Elite League, posting 10 goals and 10 assists in 42 games with Farjestad ... Tied for fourth on the team in goals and ranked sixth in assists ... Was named captain of Sweden at the World Junior Championship and won a bronze medal ... Tied for fifth on the team with six points (1g-5a) in five games. **2008-09:** Helped Farjestad (SEL) to the regular-season and playoff championships, recording 10 points (5g-5a) in 45 games ... Averaged a goal per game in brief stints in Sweden's third division and junior ranks ... Won a silver medal with Sweden's World Junior Championship entry. **2007-08:** Split the season between Farjestad's junior team and Skare BK.

NHL Transactions

Selected by Washington in the second round, 58th overall, in the 2008 Entry Draft.

Personal

Twitter: @MJohansson90 ... Enjoys golfing ... Favorite athlete is Roger Federer ... Favorite subject in school was English ... Best hockey memory is winning the Swedish Elite League.

90 MARCUS JOHANSSON



vs. the NHL

	GP	G	A	P	PIM
ANA	2	0	1	1	0
BOS	9	4	2	6	0
BUF	10	2	1	3	0
CGY	1	0	2	2	0
CAR	14	2	6	8	2
CHI	2	0	1	1	4
COL	1	0	0	0	0
CBJ	2	0	1	1	0
DAL	2	0	1	1	0
DET	3	1	2	3	2
EDM	2	0	1	1	2
FLA	13	3	6	9	0
LA	2	2	0	2	0
MIN	1	0	1	1	0
MTL	10	3	3	6	2
NSH	3	0	3	3	2
NJ	9	1	2	3	2
NYI	9	0	5	5	0
NYR	9	1	4	5	0
OTT	10	1	2	3	0
PHI	9	3	3	6	2
PHX	2	1	0	1	0
PIT	10	1	2	3	0
SJ	4	0	1	1	0
STL	3	0	0	0	0
TB	14	2	4	6	4
TOR	10	3	1	4	0
VAN	2	2	0	2	0
WPG	15	1	7	8	0

Playoffs vs. the NHL

	GP	G	A	P	PIM
BOS	7	1	2	3	0
NYR	19	3	3	6	0
TB	4	0	2	2	0

CAREER HIGHLIGHTS

First NHL Game:

10/8/10 (WSH 2 at ATL 4)

First NHL Goal:

10/19/10 (WSH 1 vs BOS 3, Thomas)

First NHL Assist:

11/26/10 (2) (WSH 6 vs TB 0)

Most Goals in a Game:

2 (3 times, last: 1/9/12, WSH 2 at LA 5)

Most Assists in a Game:

2 (8 times, last: 4/6/13 WSH 4 at FLA 3)

Most Points in a Game:

2 (18 times, last: 4/6/13 WSH 4 at FLA 3, 2A))

Most Shots in a Game:

7 (3/13/11, WSH 4 vs CHI 3 OT)

Most PIM in a Game:

4 (3/13/11, WSH 4 vs CHI 3 OT)

Most Ice Time in a Game:

22:37 (2/13/12, WSH 3 vs. SJ 5)

Multiple-Point Games:

18 (last: 4/6/13 WSH 4 at FLA 3, 2A)

Longest Goal Streak:

2 (2 times, last: 3/16/13-3/17/13, 2G)

Longest Assist Streak:

3 (3 times, last: 4/20/13-4/25/13, 3A)

Longest Point Streak:

4 (2 times, last: 11/8/11-11/15/11, 1G-3A)

Penalty Shots: 0/1

Shootouts: 0/1

PLAYOFF CAREER HIGHLIGHTS

Most Goals in a Game:

2 (4/20/11, WSH 4 at NYR 3 2OT)

Most Assists in a Game:


1 (7 times, last: WSH 2 vs NYR 1)

Most Points in a Game:

2 (4/20/11, WSH 4 at NYR 3 2OT, 2G)

CAREER STATISTICS

Regular Season													Playoffs				
Year	Team	League	GP	G	A	Pts	PIM	+/-	PP	SH	GW	S	GP	G	A	Pts	PIM
2006-07	Farjestad U18	Sweden-U18	12	5	9	14	8	-	-	-	-	-	8	7	3	10	2
2007-08	Farjestad U18	Sweden-U18	24	12	26	38	16	-	-	-	-	-	8	4	8	12	0
	Skare BK	Sweden-3	19	2	10	12	10	-	-	-	-	-	-	-	-	-	-
	Farjestad	Sweden	-	-	-	-	-	-	-	-	-	-	3	0	0	0	0
2008-09	Farjestad U18	Sweden-U18	2	2	0	2	0	-	-	-	-	-	-	-	-	-	-
	Skare BK Karlstad	Sweden-3	5	5	5	10	0	-	-	-	-	-	-	-	-	-	-
	Farjestad	Sweden	45	5	5	10	10	-	-	-	-	-	6	0	0	0	0
	Sweden	WJC	6	2	0	2	0	-	-	-	-	-	-	-	-	-	-
2009-10	Farjestad	Sweden	42	10	10	20	10	-	-	-	-	-	-	-	-	-	-
	Sweden	WJC	5	1	5	6	29	-	-	-	-	-	-	-	-	-	-
2010-11	CAPITALS	NHL	69	13	14	27	10	2	2	1	2	102	9	2	4	6	0
2011-12	CAPITALS	NHL	80	14	32	46	8	-5	1	0	3	90	14	1	2	3	0
2012-13	CAPITALS	NHL	34	6	16	22	4	3	3	0	1	40	7	1	1	2	0
NHL/CAPITALS TOTALS			183	33	62	95	22	0	6	1	6	232	30	4	7	11	0



TOMAS KUNDRATEK

kuhn-DRAT-ehk

36

Defenseman • Height: 6'2" • Weight: 200 • Shoots: Right

Born: December 26, 1989 (Prerov, Czech Republic)

Drafted: New York Rangers' third-round choice, 90th overall, in the 2008 Entry Draft

Acquired: From New York Rangers for Francois Bouchard, Nov. 8, 2011

2012-13:

Skated career-high 24:13 on 3/12 vs. CAR ... Scored first career NHL goal and added an assist for first career multi-point game on 3/5 vs. BOS ... Recorded an assist on 2/23 vs. NJ ... Tallied an assist on 2/14 at TB ... Registered an assist on 2/12 at FLA ... Recorded an assist on 2/7 at PIT for first point streak (2 games) of NHL career ... Tallied his first career NHL point (assist) on 2/5 vs. TOR ... Made season debut on 1/22 vs. WPG ... Led Hershey in goals (13) and ranked 3rd in points (26) while adding 13 assists at the time of his recall ... Has already set career highs in goals, assists (tied) and points despite playing in just 41 AHL games so far this season ... Was named to the AHL Eastern Conference All-Star squad for the 2013 Dunkin' Donuts AHL All-Star Classic

Career

2011-12: Set AHL career highs in goals, assists and points ... Traded by NYR to WSH in exchange for Francois Bouchard on 11/8 ... Recorded his first goal with HER on 12/2 at SYR, also his first career GWG ... Led all HER blueliners in goals ... Earned his first NHL recall on 1/11 and made his NHL debut one night later against PIT at Verizon Center.

2010-11: Posted his first career North American pro playoff point with an assist in Game 2 of ADSF on 4/16 at POR ... Had assists in back-to-back games, on 4/1 at PRO and 4/2 at SPR ... Posted his first career multiple-point game as a pro 12/21 at MAN, with two assists ... Recorded his first North American pro point (goal) on 10/30 at SPR.

Junior Career

2009-10: Led Medicine Hat (WHL) defensemen in playoff points and assists, and t-3rd overall on team in playoff assists ... Tied for club lead in postseason penalty minutes ... Registered second-most regular-season assists among Tigers defensemen and finished 3rd among team blueliners in points. **2008-09:** Ranked third among Medicine Hat defensemen in points (23) and assists (19) ... Ranked fourth among Medicine Hat defensemen in goals (4) ... Ranked seventh on the team in penalty minutes (63) ... Appeared in all 11 of Medicine Hat's WHL playoff games ... Ranked t-3rd on the team assists (6) during the postseason.

International Career

2007-08: Appeared in 14 games for Trinec Ocelari HC of the Czech Extraliga, recording one assist and 10 penalty minutes ... skated in seven playoff games, recording two assists. **2006-07:** Skated in 22 games for Trinec Ocelari ... earned one assist and four penalty minutes ... appeared in four games in the postseason.

NHL Transactions

NYR's third-round selection, 90th overall, in the 2008 Entry Draft ... Acquired by Washington from NYR in exchange for Francois Bouchard, Nov. 8, 2011.

Personal

Twitter: @Kundrc84 ... Would most like to try wood working as a profession ... Started playing hockey when he was 3 years old with his dad and uncle ... His favorite NHL arena to play in is the Verizon Center ... Lists his first NHL game as his favorite hockey memory.

36 TOMAS KUNDRATEK



vs. the NHL

	GP	G	A	P	PIM
BOS	1	1	1	2	0
BUF	1	0	0	0	0
CAR	5	0	0	0	2
FLA	3	0	1	1	2
MTL	1	0	0	0	2
NJ	3	0	1	1	2
NYI	2	0	0	0	0
NYR	2	0	0	0	0
OTT	1	0	0	0	0
PHI	2	0	0	0	2
PIT	3	0	1	1	0
TB	2	0	1	1	0
TOR	2	0	1	1	0
WPG	2	0	0	0	0

CAREER HIGHLIGHTS

First NHL Game:

1/11/12 (WSH 1 vs PIT 0)

First NHL Goal:

3/5/13 (WSH 4 vs BOS 3)

First NHL Assist:

2/5/13 (WSH 2 vs TOR 3)

Most Goals in a Game:

1 (3/5/13, WSH 4 vs BOS 3)

Most Assists in a Game:

1 (6 times, last: 3/5/13, WSH 4 vs BOS 3)

Most Points in a Game:

2 (3/5/13, WSH 4 vs BOS 3, 1G-1A)

Most Shots in a Game:

5 (3/12/13, WSH 0 vs CAR 4)

Most PIM in a Game:

2 (6 times, last: 3/7/13 WSH 7 vs FLA 1)

Most Ice Time in a Game:

24:13 (3/12/13 WSH 0 vs CAR 4)

Longest Assist Streak:

2 (2/5/13-2/7/13, 2A)

Longest Point Streak:

2 (2 times, last: 2/12/13-2/14/13, 2A)

Penalty Shots:


None

Shootouts:

0/0

CAREER STATISTICS

Year	Team	League	GP	G	A	Pts	PIM	+/-	PP	SH	GW	S	GP	G	A	Pts	PIM
2007-08	HC Trinec U20	Czech U20	14	3	6	9	28	-	-	-	-	-	-	-	-	-	-
	HC Trinec	Czech	14	0	1	1	10	-	-	-	-	-	7	0	2	2	8
	HC Havirov	Czech2	17	1	0	1	12	-	-	-	-	-	-	-	-	-	-
	C. Republic U20	WJC-20	6	1	0	1	2	-	-	-	-	-	-	-	-	-	-
	C. Republic U20	International-Jr 16	1	0	1	1	12	-	-	-	-	-	-	-	-	-	-
2008-09	Medicine Hat	WHL	51	4	19	23	63	-	-	-	-	-	11	0	6	6	12
	C. Republic U20	WJC-20	6	0	6	6	10	-	-	-	-	-	-	-	-	-	-
	C. Republic U20	International-Jr 6	6	0	6	6	10	-	-	-	-	-	-	-	-	-	-
2009-10	Medicine Hat	WHL	65	2	33	35	62	-	-	-	-	-	12	1	5	6	23
2010-11	Connecticut	AHL	70	2	10	12	42	-	-	-	-	-	6	0	2	2	2
2011-12	Connecticut	AHL	7	0	2	2	2	-1	-	-	-	-	-	-	-	-	-
	Hershey	AHL	55	12	11	23	34	3	-	-	-	-	4	0	4	4	4
	CAPITALS	NHL	5	0	0	0	2	0	0	0	0	2	-	-	-	-	-
2012-13	CAPITALS	NHL	25	1	6	7	8	-5	0	0	0	23	-	-	-	-	-
	Hershey	AHL	49	16	15	31	26	-10	-	-	-	-	5	0	1	1	2
NHL TOTALS			30	1	6	7	10	-5	0	0	0	25	-	-	-	-	-



BROOKS LAICH

LIKE

21

Center • Height: 6'2" • Weight: 200 • Shoots: Left
Born: June 23, 1983 (Wawota, Saskatchewan)
Drafted: Ottawa's sixth-round choice, 193rd overall, in the 2001 Entry Draft
Acquired: From Ottawa with Ottawa's second-round choice in the 2005 Entry Draft
Draft and future considerations for Peter Bondra, Feb. 18, 2004

2012-13

Missed 39 games due to injury ... Registered an assist on 3/31 at PHI ... Recorded an assist on 3/30 at BUF ... Scored first goal of the season on 3/22 at WPG ... Tallied first assist of the season on 3/21 at WPG ... Made season debut on 3/19 at PIT after missing 28 games due to injury.

Career

2011-12: Finished t-5th on the team in goals (16) and 6th in points (41) ... Played in all 82 games for the second-consecutive year ... Recorded a GWG and an assist on 4/5 vs. FLA ... Shootout-determining goal on 3/29 at BOS ... GWG on 3/11 vs. TOR; SHG ... GWG on 3/10 at BOS ... Scored GTG on 3/6 vs. CAR ... Scored WSH's lone goal on 2/18 at TB ... Tallied 2 assists on 2/4 at MTL ... Scored team's first goal on 2/1 at FLA ... Registered 2 assists on 1/13 vs. TB ... Scored a goal and an assist on Dec. 23 at NJ ... Played in his 500th career NHL game, against his original team, and scored GWG in overtime on 12/3 vs. OTT ... Scored the GWG on 11/21 vs. PHX ... Played as a defenseman on 11/12 vs. NJ ... Recorded 3 assists on 11/1 vs. ANA ... Collected an assist on 10/22 vs. DET ... Added an assist on 10/18 vs. FLA ... Led all WSH forwards in ice time for each of the first two games of the season ... Recorded his first assist of the season on 10/10 vs. TB ... Scored his first goal of the season on 10/8 vs. CAR ... Finished t-5th on the team in playoff points and 2nd in assists ... Ranked 2nd among Capitals forwards in ice time per game during the postseason (20:13) ... Recorded 1g-2a in Game 3 of the ECQF vs. BOS. **2010-11:** Finished fourth on the team in points (48), sixth in goals (16) and third in assists (32) ... Was one of just three Capitals players to play in all 82 regular-season games ... His 207 shots were second on the team ... Extended his career-high assists streak to five games with two helpers on 4/6 ... Had seven assists in his last six games ... His first period goal on 3/15 at MTL was the 100th of his NHL career; his first career goal was also at MTL; in a 5-1 win on 11/19/2005 ... Scored in consecutive games four times, with the last coming on 3/13 vs. CHI and 3/15 at MTL ... Eight of his 16 goals were the Caps' first of the game; four were the first goal of the game ... Had three goals and five points in his first five games of the season ... Had 4 PPGs, all on the road, and 10 of his 16 goals on the road ... Recorded two multiple-point games during the playoffs (4/23 vs. NYR, 2a; 5/1 vs. TB, 1g-1a) ... Ranked second on the team during the playoffs in points (7) ... Led the Caps in the playoffs in assists (6). **2009-10:** Played in 78 games and established career highs in points (59), goals (25), assists (34), PPGs (12) and plus/minus (+16) ... Ranked second on the team in PPGs and fifth on the team in points, goals and assists ... His PPG total ranked tied for 13th in the NHL ... Had 19 points in his last 19 games (8g-11a) ... Ranked fifth on the team with 21 power-play points (12g-9a) ... Tied for second on the team with eight goals in the final 10 minutes and overtime ... Matched career-high with four GWGs ... Led the Caps with two overtime goals (10/24 vs. NYI and 4/5 vs. BOS) ... Team was 15-2-2 when he scored a goal and 30-7-7 when he recorded a point ... Second among Caps forwards with 21.4 shifts per game ... Set a new career high and finished tied for third on the team with 222 shots ... Second among Caps forwards in total shorthanded TOI (164:09) ... Began the season with a career best four-game assist streak (10/1—10/8, 3g-4a) ... Matched his career-high with three assists 10/29 at ATL ... Scored his seventh career SHG 1/17 vs. PHI ... Had his first career hat trick 2/10 at MTL ... Registered a career long six-game point streak (3/10—3/20, 4g-4a) ... Set a new career mark with goals (4g) in three straight games (3/16—3/20) ... Had two goals and an assist in seven playoff games ... Recorded a multiple-point game 4/19 at MTL (1g-1a) ... Scored the Caps' last goal of the season in Game 7 (4/28). **2008-09:** Established career highs at the time in goals (23), assists (30), points (53) and PPGs (9) ... Ranked fourth on the team in goals and PPGs and fifth in points and assists ... Had 23 points (8g-15a) in the third period ... Had 20 points in his last 21 games (9g-11a) ... Averaged more than three minutes more ice time per game (17:16) than the previous season (14:02) ... Led Caps forwards with 21.7 shifts per game ... Ranked fifth on the team with 24 power-play points (9g-15a) ... The Capitals went 14-5-2 when Laich scored a goal and 29-7-4 when he recorded a point ... Scored the team's first goal 10 times ... Had 11 multiple-point games and two two-goal games ... Recorded 14 points (7g-7a) in the last 10 minutes and overtime of the game, including one GWG and an empty netter ... Had goals in consecutive games three times ... Posted a season-high four-game point streak (1g-3a) from 10/11—10/18 ... Posted his 100th career point

on 1/14 at PIT ... Recorded a SHG on 3/17 at FLA ... Appeared in his 300th career game 3/8 vs. PIT ... Posted a career-high three assists on 3/27 vs. TB ... Ended the regular season with four goals in his last four games ... Finished sixth on the team in playoff scoring with seven points (3g-4a) in 14 games ... Two goals came on the PP ... Had five points (2g-3a) in five games when the team faced elimination ... Scored goals in Games 6 and 7 of the ECQF vs. PIT (5/11—5/13) ... Assisted on the OT goal in Game 6 at PIT on 5/11. **2007-08:** One of only four Capitals to play in every game ... Finished 3rd on the team in goals and 7th in points ... T-2nd on the team with four GWGs (10/8 at NYI; 1/1 vs. OTT; 3/14 vs. ATL and 4/1 vs. CAR) ... Led the team (among players who competed in at least 20 games) with a 17.2 shooting percentage ... Paced the team with two SHGs ... Led the team and ranked 17th among NHL forwards with 56 blocked shots ... Played his 200th career game 1/23 at TOR ... Posted the first three two-goal games of his career (2/26, 3/3 and 3/14) and seven PPGs in the last 22 games of the year ... Recorded the first four-point game of his career on 2/26 vs. MIN (2g-2a) ... Had a SHG and an assist on the OT winner 3/27 at TB ... Tied for fourth on the team with six points (1g-5a) in seven playoff games ... Shared the team lead in playoff assists ... Tied for second on the team at +2 in the playoffs ... Averaged 18:36 of ice time in the playoffs, up 4:34 from the regular season ... Had points in each of the last five games of the ECQF vs. PHI (1g-5a, 4/15—4/25), tied for the longest point streak in the NHL in the first round ... That point streak was two games longer than his career-best streak in the regular season ... Scored his first career playoff goal in Game 3 of the ECQF at PHI (4/15) ... Had two assists, a +2 rating and six shots on goal in Game 6 at PHI. **2006-07:** T-5th on the team with eight goals in 73 games ... T-2nd on the team and 10th in the NHL with three SHGs ... Four of his eight goals came during the third period ... Finished 4th on the team with 119 shots. **2005-06:** Played 104 total regular-season and playoff games for Washington and Hershey (AHL), tied with Boyd Gordon for the most in the organization ... Played in each of the 73 Capitals games after his initial recall from Hershey on 10/25 ... Ranked 11th on the team with 21 points (7g-14a) ... Ranked 2nd among Capitals rookies in scoring ... Scored his first two career NHL goals in back-to-back games (11/19—11/22) ... Was 6th on Hershey in postseason scoring with 15 points (8g-7a) in 21 games as the Bears won the Calder Cup. **2004-05:** Spent the season with Portland (AHL), where he finished 5th on the team in goals (16) and t-8th in points (26) in 68 games ... His eight PPGs and five GWGs were both tied for the team lead. **2003-04:** Recalled by OTT and made his NHL debut at NJ (2/3) ... Was dealt to the Capitals (2/18) and was assigned to Portland ... Recalled by the Capitals on 3/12 and made his debut that night vs. CHI, recording his first NHL point, an assist.

Junior Career

2002-03: Led the team in goals, assists and points ... Finished the season ranked 6th in the WHL in points, t-7th in goals, t-8th in assists, t-7th in plus/minus and t-3rd in PPGs ... Played in all 15 playoff games for Seattle, recording five goals and 14 assists ... Led the team in playoff points (19) and assists ... Represented Canada in the World Junior Championship, winning a silver medal.

International Career

2012-13: Played 19 games with Kloten of the Swiss-A league during the work stoppage ... Scored six goals and earned 12 assists. **2003:** Won a silver medal with Canada at the 2003 World Junior Championship.

Transactions

Selected by OTT in the sixth round, 193rd overall, in the 2001 Entry Draft ... Traded to the Capitals by OTT with OTT's second-round choice in the 2005 Entry Draft (later traded to COL-Chris Durand) and future considerations for Peter Bondra, Feb. 18, 2004.

Personal

Twitter: @BrooksLaich ... Supports Athletes Against Autism ... Enjoys fishing and golfing ... Favorite sport other than hockey is baseball and is an avid Toronto Blue Jays fan ... If he wasn't playing hockey, Brooks would love to be in a rock band.

21 BROOKS LAICH



vs. the NHL

	GP	G	A	P	PIM
ANA	7	2	5	7	2
BOS	28	10	6	16	10
BUF	29	2	8	10	10
CGY	5	0	1	1	2
CAR	45	8	9	17	28
CHI	7	3	2	5	2
COL	5	0	1	1	2
CBJ	7	2	4	6	0
DAL	6	0	3	3	0
DET	8	0	2	2	2
EDM	6	0	1	1	2
FLA	46	10	16	26	18
LA	7	2	1	3	0
MIN	6	3	3	6	4
MTL	28	5	8	13	19
NSH	8	1	2	3	6
NJ	29	7	7	14	12
NYI	29	8	7	15	2
NYR	27	4	8	12	8
OTT	26	5	9	14	11
PHI	28	7	9	16	19
PHX	6	3	3	6	2
PIT	29	7	7	14	19
SJ	8	0	0	0	2
STL	7	1	2	3	6
TB	47	9	15	24	16
TOR	28	9	9	18	6
VAN	5	0	3	3	0
WPG	49	9	14	23	33

Playoffs vs. the NHL

	GP	G	A	P	PIM
BOS	7	1	3	4	2
MTL	7	2	1	3	4
NYR	19	2	8	10	8
PHI	7	1	5	6	4
PIT	7	2	2	4	8
TB	4	1	2	3	0

CAREER HIGHLIGHTS

First NHL Game:

2/3/04 (OTT 1 at NJ 2)

First NHL Goal:

11/19/05 (WSH 5 at MTL 1, Danis)

First NHL Assist:

3/12/04 (WSH 3 vs CHI 4)

Most Goals in a Game:

3 (2/10/10, WSH 5 at MTL 6 OT)

Most Assists in a Game:

3 (3 times, last: 11/1/11, WSH 5 vs. ANA 4 OT)

Most Points in a Game:

4 (2/26/08, WSH 4 vs MIN 1, 2G-2A)

Most Shots in a Game:

8 (3/16/10, WSH 7 at FLA 3)

Most PIM in a Game:

7 (3/23/12, WSH 3 vs. WPG 4 OT)

Most Ice Time in a Game:

27:57 (1/22/12, WSH 3 at PIT 4 OT)

Multiple-Point Games:

47 (last: 4/5/12, WSH 4 vs. FLA 2, 1G-1A)

Longest Goal Streak:

3 (3/12/10-3/16/10, 4G)

Longest Assist Streak:

5 (3/29/11-4/9/11, 7A)

Longest Point Streak:

6 (3/10/10-3/20/10, 4G-4A)

Penalty Shots:

None

Shootouts:

4/16

PLAYOFF CAREER HIGHLIGHTS

Most Goals in a Game:

1 (9 times, last: 5/7/12, WSH 2 at NYR 3 OT)

Most Assists in a Game:

2 (3 times, last: 4/16/12, WSH 3 vs. BOS 4)

Most Points in a Game:

3 (4/16/12, WSH 3 vs. BOS 4, 1G-2A)

CAREER STATISTICS

			Regular Season													Playoffs				
Year	Team	League	GP	G	A	Pts	PIM	+/-	PP	SH	GW	S	GP	G	A	Pts	PIM			
2000-01	Moose Jaw	WHL	71	9	21	30	28	-	-	-	-	-	4	0	0	0	5			
2001-02	Moose Jaw	WHL	28	6	14	20	12	-	-	-	-	-	-	-	-	-	-			
	Seattle	WHL	47	22	36	58	42	-	-	-	-	-	11	5	3	8	11			
2002-03	Seattle	WHL	60	41	53	94	65	-	-	-	-	-	15	5	14	19	24			
	Canada	WJC	6	2	4	6	0	-	-	-	-	-	-	-	-	-	-			
2003-04	Ottawa	NHL	1	0	0	0	2	0	0	0	0	1	-	-	-	-	-			
	CAPITALS	NHL	4	0	1	1	0	-1	0	0	0	2	-	-	-	-	-			
	Binghamton	AHL	44	15	18	33	16	-	-	-	-	-	-	-	-	-	-			
	Portland	AHL	22	1	3	4	12	-	-	-	-	-	6	0	0	0	0			
2004-05	Portland	AHL	68	16	10	26	33	-	-	-	-	-	-	-	-	-	-			
2005-06	CAPITALS	NHL	73	7	14	21	26	-9	1	0	1	118	-	-	-	-	-			
	Hershey	AHL	10	7	6	13	8	-	-	-	-	-	21	8	7	15	29			
2006-07	CAPITALS	NHL	73	8	10	18	29	-2	2	3	0	119	-	-	-	-	-			
2007-08	CAPITALS	NHL	82	21	16	37	35	-3	8	2	4	122	7	1	5	6	4			
2008-09	CAPITALS	NHL	82	23	30	53	31	-1	9	1	3	185	14	3	4	7	10			
2009-10	CAPITALS	NHL	78	25	34	59	34	16	12	1	4	222	7	2	1	3	4			
2010-11	CAPITALS	NHL	82	16	32	48	46	14	4	1	3	207	9	1	6	7	2			
2011-12	CAPITALS	NHL	82	16	25	41	34	-8	5	1	5	191	14	2	5	7	6			
2012-13	CAPITALS	NHL	9	1	3	4	6	2	0	0	0	10	-	-	-	-	-			
CAPITALS TOTALS			565	117	165	282	241	8	41	9	20	1,176	51	9	21	30	26			
NHL TOTALS			566	117	165	282	243	8	41	9	20	1,177	51	9	21	30	26			



MICHAL NEUVIRTH

NOY-vihrt

30

Goaltender • Height: 6'1" • Weight: 207 • Catches: Left

Born: March 23, 1988 (Usti nad Labem, Czech Republic)

Drafted: Capitals' second-round choice, 34th overall, in the 2006 Entry Draft

Currently ranks 3rd in wins (55) all-time in Capitals history among goalies originally drafted by the team (Kolzig, 301; Carey, 70)

2012-13:

Stopped 39 of 41 shots faced on 4/25 vs. OTT ... Made 27 saves for the win on 4/9 at MTL ... Stopped 28 shots for the win on 4/7 vs. TB ... Made 37 saves on 1/31 at TOR ... Won first game of the season, stopping 22 shots on 1/27 vs. BUF ... Stopped 32 of 35 shots on 1/25 at NJ.

Career

2011-12: Made 39 saves for a win on 3/31 vs. MTL ... Picked up the win in relief on 3/29 at BOS ... Recorded 1st career assist on 3/18 at CHI ... Played his 100th career NHL game on 3/11, a shutout win against TOR ... Won his 3rd-straight game on 2/28 vs. NYI ... Stopped 28 shots for the win on 2/25 at TOR ... Had 30 saves for the win on 2/24 vs. MTL ... Stopped all 14 shots he faced in relief of Tomas Vokoun on 2/22 at OTT ... Recorded his 2nd shutout and 6th win of the season with 31-save effort on 1/18 at MTL ... Recorded his 1st shutout of the season and the 5th of his career making 26 saves on 12/15 at WPG ... Made his 1st start since 10/8 and earned the win on 11/4 at CAR (both wins against CAR) ... Missed 5 games (10/13-10/22) due to injury ... Won his 1st game of the season, stopping 28 of 31 shots on 10/8 vs. CAR. **2010-11:** Finished third amongst rookie goaltenders in wins (27) and GAA (2.45) ... Had a 33-save shutout (fourth of the season and his career) on 3/18 at NJ tying a Capitals record for shutouts in a season by a rookie (Jim Carey, 1994-95) ... Named NHL Rookie of the Month in October ... Allowed four goals or fewer in 47 of his 48 contests ... Set a Capitals franchise record for wins by a rookie goaltender with 21st victory on 3/3 vs. STL ... Became the last goaltender in the NHL to allow more than four goals in a game when he allowed six on 2/25 in his 36th game ... Stopped all 39 shots at PIT on 2/21 for his third shutout of the season (and his career) ... Blanked PIT on 2/6 for his second shutout of the season ... The first Capitals goalie to post 10 wins in the team's first 16 games ... Tied Olie Kolzig's club record for longest home winning streak (10) before taking the loss 10/19 vs. BOS ... The youngest Capitals goaltender to start a season opener since Jim Carey in 1996-97 ... Finished fifth in the postseason (minimum 300 minutes) in goals-against average (2.34) ... Led rookie goaltenders in the playoffs (minimum 300 minutes) in wins (4), games played (9), shots against (261) and minutes (590); ranked second in goals-against average (2.34) and save percentage (.912). **2009-10:** Split time between Washington and the Hershey Bears (AHL) ... Played in 17 games for the Capitals ... Had a 9-4-0 record with a .914 save percentage and 2.75 GAA ... Was 7-1-0 with a 1.75 GAA and a .945 save percentage at Verizon Center ... Made his first start of the season 11/20 vs. MTL ... Recorded career-best three-game winning streak twice (12/19—12/26 and 1/27—2/5) ... Registered 38 saves 1/9 vs. ATL for his highest single-game save percentage (.974) ... Faced a career-high 45 shots and made a career-high 43 saves in a 5-2 win vs. ATL (2/5) ... Recorded two wins against ATL to improve to 3-0-0 lifetime against the Thrashers, his best record against any NHL opponent ... Had four wins during the franchise-best 14-game winning streak (1/13—2/7) ... Went 15-6-0 in 22 games with Hershey with a .919 save percentage and 2.24 GAA ... Made 42 saves in a shutout victory vs. Wilkes-Barre/Scranton (11/29) ... Had wins in five consecutive starts with Hershey (11/4—11/14) ... Went 14-4 in leading Hershey to a second consecutive Calder Cup ... The first No. 1 goaltender in the AHL to win back-to-back Calder Cups since Pete Peeters for the Maine Mariners in 1978 and '79 ... Had the league's third-best GAA (2.07) and fifth-best save percentage (.920) in the playoffs ... Won his first eight and last four playoff games ... Went 6-1 in playoff overtime games ... Faced 30-plus shots six times and was 5-1 in those games ... Recorded a shutout in the Cup-clinching Game 6 vs. Texas (6/14) with 22 saves. **2008-09:** Played in five games for Washington with a 2-1-0 record while spending the bulk of the season with Hershey and South CAR (ECHL) ... Named the AHL's playoff MVP (Jack A. Butterfield Trophy) after leading Hershey's run to the Calder Cup ... Made his NHL debut on 2/14 at TB and registered 31 saves in a 5-1 victory ... Only six of the 11 goals he allowed came at even strength ... Went 9-5-2 in 17 regular-season games with Hershey with a .913 save percentage and a 2.70 GAA ... Had three games of 40 or more saves, including a 47-save shutout at

Binghamton (3/27) ... Made 47 saves in shootout win at Manchester (3/22) and 40 saves in shootout win at Wilkes-Barre/Scranton (4/4) ... Played 13 games for South CAR, posting a 6-7-0-0 record, a .918 save percentage and a 2.28 GAA ... Represented the American Conference at the 2009 ECHL All-Star Game and saved 19 of 20 shots in 20 minutes ... Recorded shutouts 11/9 at Augusta (25 saves) and 11/23 vs. Mississippi (36 saves) ... Made 46 saves in a 3-2 shootout win at Gwinnett (11/15) ... Played all 22 playoff games for Hershey, posting a 16-6 record, 1.92 GAA, .932 save percentage and four shutouts ... Led all AHL goalies in playoff wins and shutouts and had the best GAA and save percentage of any goalie who played more than one series ... Allowed two goals or fewer in 15 of 22 playoff games, including the last five games of the finals ... Won each of his first six playoff starts (4/16—5/3) ... Posted back-to-back shutouts in Games 6 and 7 against Wilkes-Barre/Scranton (5/10 and 5/12), the first goalie in AHL history to record shutouts in Games 6 and 7 of a playoff series ... Had a 28-save shutout of Manitoba in Game 3 of the finals (6/6).

Junior Career

2007-08: Played 33 games with three teams in the OHL ... Finished a combined 17-7-5-3 and was ninth in the league with a .911 save percentage ... Enjoyed a seven-game winning streak from 10/27—11/25, including three wins with Plymouth and wins in his first four games after being traded to Windsor ... Won back-to-back games after he was acquired by Oshawa (1/10—1/11) ... Had four outings with 50-plus saves for Oshawa: two overtime losses and two shootout losses ... Stopped a season-high 55 shots in a 5-4 shootout loss to Kingston on 3/7 ... Played nine playoff games for Oshawa and posted a 7-2-0 record before suffering a season-ending injury ... Won his first five playoff starts, leading the Generals to a first-round sweep of OTT ... Made 46 saves in a 2-1 win at OTT on 3/25 ... Posted a .932 save percentage (fifth in the OHL) and a 2.49 GAA (sixth) for the playoffs ... Represented the Czech Republic in the World Junior Championship. **2006-07:** Appeared in 41 regular-season games for Plymouth, going 26-8-2-2 with a 2.32 GAA and .932 save percentage ... Led the Whalers to the OHL Championship and a spot in the Memorial Cup semifinals ... Named Whalers' Rookie of the Year ... Named the OHL's second-team All-Star goaltender ... Runner-up for OHL Goaltender of the Year Award ... Won the F.W. "Dinty" Moore Trophy as the first-year goaltender with the best GAA ... Won the Dave Pinkney Trophy with Jeremy Smith for the best team GAA ... Led the OHL in regular-season GAA (2.32) and save percentage (.932) ... Named OHL Player of the Week for recording a 1.00 GAA and .970 save percentage in two wins (4/22) ... Set the second-longest shutout streak in franchise history at 164:18 (12/28—1/6) ... Appeared in 23 postseason games, going 16-5-2 with a 2.54 GAA and .927 save percentage.

International Career

2012-13: Appeared in 24 games for Sparta Praha of the Czech league during the work stoppage ... Posted a 11-13-0 record with a 2.46 GAA. 2008: Posted a 2-2-0 record at the World Junior Championship for the Czech Republic ... His .910 save percentage ranked fourth in the tournament ... Ranked fifth with a 2.50 GAA ... Named the player of the game in the Czechs' loss to Canada. 2006: Won a bronze medal playing for the Czech Republic at the World Under-18 Hockey Championship in Sweden, recording a 3-1-2 record with a 2.44 GAA and .927 save percentage ... Twice named player of the game and recorded one shutout.

Transactions

Selected by Washington in the second round, 34th overall, in the 2006 Entry Draft.

Personal

Twitter: @MNeuvirth30 ... Admires Dominik Hasek ... Played soccer and tennis growing up ... If he wasn't playing hockey, would want to coach ... Enjoys playing tennis, golf and video games and spending time with his dog ... Favorite hockey memory is winning back-to-back Calder Cups with Hershey.

30 MICHAL NEUVIRTH



vs. the NHL

	GP	Min	SO	W	L	OT	GAA	Sv%
ANA	2	100	0	2	0	0	2.40	.907
BOS	5	169	0	1	2	0	3.55	.841
BUF	5	231	0	3	1	0	3.37	.895
CGY	1	60	0	1	0	0	2.00	.931
CAR	6	360	1	3	1	1	2.66	.913
CHI	1	60	0	0	1	0	4.02	.857
COL	2	118	0	0	2	0	2.55	.907
CBJ	1	62	0	1	0	0	2.89	.870
DAL	2	119	0	0	2	0	3.54	.877
DET	1	59	0	0	1	0	3.05	.914
EDM	1	60	0	1	0	0	2.00	.929
FLA	9	456	0	2	3	1	2.90	.910
LA	2	79	0	0	1	0	2.27	.889
MIN	1	59	0	0	1	0	2.05	.882
MTL	6	329	1	4	1	0	1.82	.939
NSH	2	122	0	2	0	0	1.48	.950
NJ	7	429	1	4	1	2	1.96	.930
NYI	6	327	0	5	0	0	1.83	.933
NYR	4	239	0	1	3	0	4.52	.846
OTT	5	271	0	4	0	0	1.55	.945
PHI	5	229	0	1	1	1	2.88	.901
PHX	2	119	0	1	1	0	2.52	.896
PIT	4	247	2	2	0	2	1.46	.948
SJ	3	178	0	0	3	0	3.37	.897
OTT	1	60	0	1	0	0	2.00	.926
TB	5	219	0	2	1	0	3.28	.901
TOR	8	409	1	4	1	1	3.08	.881
VAN	1	40	0	0	1	0	6.00	.846
WPG	10	592	1	6	2	1	2.74	.918

Playoffs vs. the NHL

	GP	Min	SO	W	L	GAA	Sv%
NYR	5	349	1	4	1	1.38	.946
TB	4	241	0	0	4	2.34	.912

CAREER HIGHLIGHTS

First NHL Game/Win:
2/14/09 (WSH 5 at TB 1)

First NHL Shutout:
10/27/10 (WSH 3 at CAR 0, 29 saves)

Most Shots Faced in a Game:
45 (2/5/10, WSH 5 vs ATL 2)

Most Saves in a Game:
43 (2/5/10, WSH 5 vs ATL 2)

Longest Win Streak:
5 (3/18/11-4/5/11)

Longest Losing Streak:
6 (11/19/10-12/18/10)

Longest Winless Streak:
7 (10/30/10-11/17/10)

Penalty Shots:
5 attempts, 4 GA

Shootouts:
6-5 record, 13 GA on 38 attempts

PLAYOFF CAREER HIGHLIGHTS


Most Shots Faced in a Game:
39 (4/20/11, WSH 4 at NYR 3 2OT)

Most Saves in a Game:
36 (4/20/11, WSH 4 at NYR 3 2OT)

CAREER STATISTICS

			Regular Season										Playoffs				
Year	Team	League	GP	W	L	OT	MIN	GA	SO	GAA	SA	SPCT	GP	W	L	Min	GAA
2003-04	Sparta U17	Cze-U17	55	-	-	-	3137	96	5	1.84	-	-	3	-	-	180	4.33
2004-05	Sparta U17	Cze-U17	20	-	-	-	1178	49	3	2.50	-	-	8	-	-	482	2.12
	Sparta Jr.	Cze-Jr.	10	-	-	-	501	20	1	2.40	-	-	-	-	-	-	-
2005-06	Sparta Jr.	Cze-Jr.	42	-	-	-	2516	82	5	1.96	-	-	3	-	-	179	3.02
2006-07	Plymouth	OHL	41	26	8	4	2223	86	4	2.32	-	-	18	14	4	1080	2.44
2007-08	Plymouth	OHL	10	5	4	1	600	26	0	2.60	-	-	-	-	-	-	-
	Windsor	OHL	8	6	1	1	482	17	0	2.12	-	-	-	-	-	-	-
	Oshawa	OHL	15	6	2	6	844	57	0	4.05	-	-	9	7	2	507	2.49
	Czech Rep.	WJC	4	2	2	0	240	10	0	2.50	-	-	-	-	-	-	-
2008-09	CAPITALS	NHL	5	2	1	0	220	11	0	3.00	91	.892	-	-	-	-	-
	Hershey	AHL	17	9	5	2	1001	45	1	2.70	-	-	22	16	6	1346	1.92
	S. Carolina	ECHL	13	6	7	0	762	29	2	2.28	-	-	-	-	-	-	-
2009-10	CAPITALS	NHL	17	9	4	0	872	40	0	2.75	464	.914	-	-	-	-	-
	Hershey	AHL	22	17	3	1	1231	52	1	2.24	521	.919	18	14	4	1188	2.07
2010-11	CAPITALS	NHL	48	27	12	4	2689	110	4	2.45	1283	.914	9	4	5	590	2.34
2011-12	CAPITALS	NHL	38	13	13	5	2020	95	3	2.82	976	.903	-	-	-	-	-
2012-13	CAPITALS	NHL	13	4	5	2	723	33	0	2.74	367	.910	-	-	-	-	-
NHL/CAPITALS TOTALS			121	55	35	11	6,525	289	7	2.66	3,192	.910	9	4	5	590	2.34

OHL Second All-Star Team (2007) • Jack A. Butterfield Trophy (Playoff MVP – AHL) (2009)



STEVEN OLEKSY

Defense • Height: 5'11" • Weight: 192 • Shoots: Right
Born: February 4, 1986 (Chesterfield, Mich.)
Acquired: Signed as a free agent on March 4, 2013

61

2012-13

Ranked 5th on WSH in blocked shots (52) ... T-4th on WSH in +/- ... Registered 2 assists on 4/13 vs. TB ... Fighting major (Voracek) on 3/31 at PHI ... Tallied an assist on 3/24 at NYR ... Recorded an assist on 3/22 at WPG ... Fighting major (Wright) on 3/21 at WPG ... Led WSH in ice time (24:01) on 3/16 at BOS ... Skated a career-high 27:55 on 3/14 at CAR ... Recorded first career fighting major (Bowman) on 3/12 vs. CAR ... Scored first career NHL goal on 3/10 vs. NYR ... Tallied 2 assists for first career multi-point game on 3/7 vs. FLA ... Made NHL debut and recorded his first NHL assist on 3/5 vs. BOS ... 2g-12a and 155 PIM in 55 games with Hershey (AHL) ... Led HER in PIM at time of recall.

Career

2011-12: Tallied eight points (one goal, seven assists) in 14 games with the ECHL's Idaho Steelheads ... Spent the majority of the season with Bridgeport (AHL), recording 15 points (one goal, 14 assists) and tying for third on the team with a plus-16 efficiency rating. **2010-11:** Split the season between Idaho and Lake Erie (AHL) ... Recorded 21 points (seven goals, 14 assists) and 134 penalty minutes in 55 games with Idaho ... Earned his first AHL recall and posted four assists in 17 games with Lake Erie ... Added one assist in his first three career Calder Cup playoff contests. **2009-10:** Played his first full professional season beginning with Toledo (ECHL) and including stints with Port Huron (IHL) and Idaho (ECHL) ... Totaled two goals and nine assists in 64 regular-season games. **2008-09:** Played in his first two professional games with Las Vegas (ECHL).

Junior Career

2008-09: Finished his collegiate career at Lake Superior State, notching a career-high nine assists in 38 games. **2007-08:** Recorded one goal and six assists in 36 games with Lake Superior State. **2006-07:** Scored a career-high two goals and earned two assists in 39 games with Lake Superior State.

NHL Transactions

Signed with WSH as a free agent, March 4, 2013.

Personal

Twitter: @StevenOleksy ... Favorite sport other than hockey is baseball, and lists Detroit Tigers 3B Miguel Cabrera as his favorite athlete ... Favorite food is Thai ... His first job was as a pizza chef ... His first car was a 1989 Chevy Astro minivan ... Lists Lil Wayne and the Red Hot Chili Peppers as his favorite musicians ... His favorite hockey memory is his first NHL goal.

61 STEVEN OLEKSY



vs. the NHL

	GP	G	A	P	PIM
BOS	3	0	1	1	0
BUF	2	0	0	0	4
CAR	4	0	0	0	5
FLA	2	0	2	2	0
MTL	2	0	1	1	2
NYI	3	0	0	0	4
NYR	2	1	1	2	0
OTT	2	0	0	0	0
PHI	1	0	0	0	5
PIT	1	0	0	0	0
TB	2	0	2	2	2
TOR	1	0	0	0	0
WPG	3	0	1	1	11

Playoffs vs. the NHL

	GP	G	A	P	PIM
NYR	7	0	1	1	4

CAREER HIGHLIGHTS

First NHL Game:

3/5/13 (WSH 4 vs BOS 3)

First NHL Goal:

3/10/13 (WSH 1 vs NYR 4)

First NHL Assist:

3/5/13 (WSH 4 vs BOS 3)

Most Goals in a Game:

1 (3/10/13, WSH 1 vs NYR 4)

Most Assists in a Game:

2 (2 times, last: 4/13/13, WSH 6 vs TB 5)

Most Points in a Game:

2 (2 times, last: 4/13/13, WSH 6 vs TB 5, 2A)

Most Shots in a Game:

4 (2 times, last 4/16/13, WSH 5 vs TOR 1)

Most PIM in a Game:

9 (3/21/13 WSH 4 at WPG 0)

Most Ice Time in a Game:

27:55 (3/14/13, WSH 3 vs CAR 2)

Longest Goal Streak:

None

Longest Assist Streak:

2 (2 times, last: 3/22/13-3/24/13)

Longest Point Streak:

2 (2 times, last: 3/22/13-3/24/13, 2A)

Penalty Shots: None

Shootouts: None

PLAYOFF HIGHLIGHTS

Most Assists in a Game:

1 (5/2/13 WSH 3 vs NYR 2)

Most Points in a Game:

1 (5/2/13 WSH 3 vs NYR 2)

CAREER STATISTICS

Regular Season

Playoffs

Year	Team	League	GP	G	A	Pts	PIM	+/-	PP	SH	GW	S	GP	G	A	Pts	PIM
2005-06	Traverse City	NAHL	57	11	19	30	140	-	-	-	-	-	5	0	1	1	2
2006-07	Lake Sup. St. U.	NCAA	39	2	2	4	24	-3	-	-	-	-	-	-	-	-	-
2007-08	Lake Sup. St. U.	NCAA	36	1	6	7	36	-7	-	-	-	-	-	-	-	-	-
2008-09	Lake Sup. St. U.	NCAA	38	0	9	9	50	11	-	-	-	-	-	-	-	-	-
	Las Vegas	ECHL	2	0	0	0	0	1	-	-	-	-	-	-	-	-	-
2009-10	Toledo	ECHL	3	0	0	0	2	1	-	-	-	-	-	-	-	-	-
	Port Huron	IHL	28	1	1	2	35	-	-	-	-	-	-	-	-	-	-
	Idaho	ECHL	33	1	8	9	72	4	-	-	-	-	8	0	0	0	25
2010-11	Idaho	ECHL	55	7	14	21	134	6	-	-	-	-	-	-	-	-	-
	Lake Erie	AHL	17	0	4	4	39	0	-	-	-	-	3	0	1	1	2
2011-12	Idaho	ECHL	14	1	7	8	47	-9	-	-	-	-	-	-	-	-	-
	Bridgeport	AHL	50	1	14	15	98	16	-	-	-	-	3	0	0	0	2
2012-13	CAPITALS	NHL	28	1	8	9	33	9	0	0	0	25	7	0	1	1	4
	Hershey	AHL	55	2	12	14	151	5	-	-	-	-	-	-	-	-	-
NHL/CAPITALS TOTALS			28	1	8	9	33	9	0	0	0	25	7	0	1	1	4



DMITRY ORLOV

81

Defense • Height: 5'11" • Weight: 211 • Shoots: Left

Born: July 23, 1991 (Novokuznetsk, Russia)

Drafted: Capitals' second-round choice, 55th overall, in the 2009 Entry Draft

2012-13

Registered 17 points (3g, 14a) in 31 games with Hershey (AHL) ... Recorded first assist of the season on 3/22 at WPG ... Made season debut on 3/19 at PIT.

Career

2011-12: Finished rookie campaign ranked 4th among first-year defensemen in points ... Scored 1st-career road goal on 3/13 at NYI...Recorded 2 assists on 3/10 at BOS; recorded 1st multi-point game of his NHL career ... Collected a 3-game point streak (0g-4a) from 3/6-10 ... Tallied an assist on GWG on 3/8 vs. TB ... Assisted on GWG on 2/25 at TOR ... Assisted on GWG on 2/17 at FLA ... Scored a goal with 0.9 seconds remaining in the 2nd period on 2/13 vs. SJ ... Skated 23:54 on Feb. 9 vs. WPG ... Assisted on GWG on 1/18 at MTL ... Scored his 1st-career NHL goal, the GWG, on 1/15 vs. CAR ... Collected an assist on 12/31 at CBJ ... Skated 19:32 on 12/15 at WPG ... Recorded his 3rd assist of the season on 12/5 at FLA ... Recorded an assist on 11/25 vs. NYR for his 1st point streak (2 games) ... Collected his 1st NHL point, an assist, on 11/23 vs. WPG ... Made his NHL debut and registered 11:56 time on ice on 11/21 vs. PHX ... Recalled to WSH on 11/20 ... In 15 games with Hershey (AHL), recorded 9 points (4g-5a). **2010-11:** Made his North American debut with Hershey of the AHL, appearing in 19 games and recording two goals and seven assists ... Added one assist in six postseason games with Hershey.

International Career

Has represented Russia in the World Hockey Challenge (2008) and World Junior Championships (2008, 2009, 2010 and 2011). **2010-11:** Set KHL career highs in games played (45) and assists (10) ... Led Russia to a gold medal as an assistant captain while collecting the most assists by a tournament defenseman and earning a spot on the tournament all-star team during the 2011 World Junior Championships. **2009-10:** 2nd among defensemen on his KHL team in goals (4) ... Recorded 13 points in seven games

in the Russian Junior League ... Led his Russian Junior team defensemen in goals (7) despite playing in just seven games ... T-4th on the team and t-1st among defensemen in points (4) during the 2010 World Junior Championship ... **2009:** Helped Russia earn a silver medal and was named one of his team's top three players during the 2009 World Junior Championship ... Finished 2nd among Russian defensemen in points at the 2009 World Championship (4). **2008:** Won a silver medal with Russia during the 2008 U-18 World Junior Championship ... Tied for the lead among defensemen in scoring at the 2008 U-17 World Hockey Championship collecting nine points (2g-7a) in five games .

Transactions

Selected by Washington in the second round, 55th overall, in the 2009 NHL Entry Draft.

Personal

Lists playing tennis and vacationing on the beach as his favorite off-season activities ... Favorite sports other than hockey are rugby, tennis and soccer ... Favorite athlete is Lionel Messi (Barcelona) ... Favorite food is Borscht ... Lists his favorite hockey memory as winning the gold medal during the 2011 World Junior Championships.

81 DMITRY ORLOV



vs. the NHL

	GP	G	A	P	PIM
BOS	4	0	2	2	0
BUF	4	0	0	0	0
CGY	1	0	0	0	0
CAR	3	1	1	2	12
CHI	1	0	1	1	0
COL	1	0	1	1	0
CBJ	1	0	1	1	2
FLA	5	0	3	3	2
LA	1	0	0	0	0
MIN	1	0	0	0	0
MTL	4	0	2	2	0
NSH	1	0	0	0	0
NJ	2	0	0	0	0
NYI	4	1	0	1	0
NYR	5	0	1	1	0
OTT	3	0	1	1	0
PHI	2	0	0	0	0
PHX	1	0	0	0	0
PIT	4	0	0	0	0
SJ	2	1	0	1	0
STL	1	0	0	0	0
TB	5	0	1	1	2
TOR	3	0	1	1	0
WPG	6	0	2	2	0

CAREER HIGHLIGHTS

First NHL Game: 11/21/11 (WSH 4 vs. PHX 3)	Most Shots in a Game: 6 (2/9/12, WSH 2 vs. WPG 3 SO)	Longest Point Streak: 3 (3/6/12-3/10/12, 4A)
First NHL Goal: 1/15/12 (WSH 2 vs. CAR 1, Ward - GWG)	Most PIM in a Game: 12 (3/6/12, WSH 3 vs. CAR 4 OT)	Penalty Shots: None
First NHL Assist: 11/23/11 (WSH 4 vs. WPG 3 OT)	Most Ice Time in a Game: 24:31 (3/8/12, WSH 3 vs. TB 2 OT)	Shootouts: 0/1
Most Goals in a Game: 1 (3 times, last: 3/13/12, WSH 5 at NYI 4 SO)	Multiple-Point Games: 1 (3/10/12, WSH 4 at BOS 3, 2A)	
Most Assists in a Game: 2 (3/10/12, WSH 4 at BOS 3)	Longest Goal Streak: 1 (3 times, last: 3/13/12, WSH 5 at NYI 4 SO)	
Most Points in a Game: 2 (3/10/12, WSH 4 at BOS 3, 2A)	Longest Assist Streak: 3 (3/6/12-3/10/12, 4A)	

CAREER STATISTICS

Career Statistics			Regular Season													Playoffs				
Year	Team	League	GP	G	A	Pts	PIM	+/-	PP	SH	GW	S	GP	G	A	Pts	PIM			
2007-08	Novokuznetsk	Russia	6	0	0	0	0	-	-	-	-	-	-	-	-	-	-			
2008-09	Novokuznetsk	KHL	16	1	0	1	4	-	-	-	-	-	-	-	-	-	-			
2009-10	Novokuznetsk	KHL	41	4	3	7	49	-	-	-	-	-	-	-	-	-	-			
	Novo. Jr.	Russia-Jr.	7	7	6	13	6	-	-	-	-	-	17	9	10	19	26			
2010-11	Russia	WJC	6	0	4	4	4	-	-	-	-	-	-	-	-	-	-			
	Novokuznetsk	KHL	45	2	10	12	43	-	-	-	-	-	-	-	-	-	-			
	Novo. Jr.	Russia-Jr.	1	0	0	0	0	-	-	-	-	-	-	-	-	-	-			
	Hershey	AHL	19	2	7	9	12	-	-	-	-	-	6	0	1	1	4			
	Russia	WJC	7	1	8	9	6	-	-	-	-	-	-	-	-	-	-			
2011-12	CAPITALS	NHL	60	3	16	19	18	1	0	0	1	51	-	-	-	-	-			
	Hershey	AHL	15	4	5	9	12	-	-	-	-	-	-	-	-	-	-			
2012-13	CAPITALS	NHL	5	0	1	1	0	5	0	0	0	1	-	-	-	-	-			
	Hershey	AHL	31	3	14	17	20	-	-	-	-	-	4	1	2	3	4			
NHL/CAPITALS TOTALS			65	3	17	20	18	6	0	0	1	52	-	-	-	-	-			

World Junior Championship All-Star Team (2011)



ALEX OVECHKIN

Left Wing • Height: 6'3" • Weight: 235 • Shoots: Right

Born: September 17, 1985 (Moscow, Russia)

Drafted: Capitals' first-round choice, first overall, in the 2004 Entry Draft

8

Won his third Hart Trophy in 2013, becoming the only active player to have won the Hart Trophy multiple times (2007-08, 2008-09, 2012-13) and just the eighth player in NHL history to win the award three or more times, joining Wayne Gretzky, Mario Lemieux, Bobby Clarke, Bobby Orr, Gordie Howe, Eddie Shore and Howie Morenz ... Won his third Maurice "Rocket" Richard Trophy in 2013, becoming the first player in the trophy's 13-year history to win the award three times ... The first player in league history to be named to the NHL First All-Star Team in each of his first five seasons in the league ... Won three straight NHLPA MVP awards from 2008-2010, joining Wayne Gretzky and Guy Lafleur as the only players to do so ... In 2009 became the first player in more than a decade to win consecutive Hart Trophies (Dominik Hasek, 1997 and '98) and the first non-goaltender to do it since Wayne Gretzky won eight in a row (1980-87) ... The third-youngest player to win consecutive Hart Trophies, trailing only Gretzky and Bobby Orr ... Has been named to five NHL All-Star Games ... Only six players scored more goals in their first eight seasons than Ovechkin (371) ... The only active player with four 50-goal seasons and just the fourth all-time to post four in his first five seasons (Bossy, Gretzky, Lemieux) ... Has four 100-point seasons, two more than the Capitals had in their first 30 seasons ... One of six players to record 100 points four times in his first five seasons (Gretzky, Lemieux, Hawerchuk, Stastny, Sidney Crosby) ... Joined Gretzky and Lemieux as the only players to record 200 goals and 200 assists in their first four NHL seasons ... Already ranks third in career goal scoring and in points for the Caps ... Has posted 62 more goals and 38 more points than any other NHLer since he entered the league ... Holds the Capitals record for career overtime goals (12) ... Led the NHL in shots in six straight seasons (2005-2011), the only player to do so since the statistic was first tracked in 1967-68 ... Has had 36 games with 10 or more shots on goal in his career, more than any other active player ... Became the 9th player in NHL history to score 30 or more goals in his first eight seasons in the league ... Is the only player in the league to have scored 30 or more goals every season since 2005-06 ... Passed Peter Bondra for first place in all-time playoff goal scoring in Capitals history with a goal in Game 1 of the ECQF vs. NYR ... Became the first NHL player to score at least 30 goals in his first 50 Stanley Cup playoff games since Joe Sakic reached the 50-game mark with 33 goals in May 1997.

2012-13

Won his third Hart Trophy (player judged most valuable to his team by the media) ... Won his third Richard Trophy (most goals), leading NHL with 32 goals ... Named to the NHL First All-Star Team ... 1st in NHL in shots (220) ... 1st in NHL in PPG ... T-3rd in NHL in points ... 1st on WSH in points ... Tallied 2a on 4/27 vs. BOS ... Scored 32nd goal of the season on 4/25 vs. OTT ... Posted 1g-1a on 4/23 vs. WPG; 13th goal in April set NHL record for goals in April ... Registered 2g-1a on 4/20 at MTL ... Recorded 1g-1a on 4/16 vs. TOR ... Tallied 1g-1a on 4/13 vs. TB ... Scored a goal on 4/9 at MTL ... Named NHL's First Star of the Week for week ending 4/7 ... Scored 2g on 4/7 vs. TB ... Tallied 12th hat trick and 1a on 4/6 at FLA ... Scored 2 goals and an assist on 4/2 at CAR ... Tallied a PPG on 3/31 at PHI ... Scored a PPG and tallied 10 shots of goal on 3/30 at BUF ... Named NHL's First Star of the Week ending 3/24 ... Registered 1g-1a and scored in shootout on 3/24 at NYR ... Scored 2 goals on 3/22 at WPG ... Tallied a PPG and 2 assists on 3/21 at WPG ... Tallied his 700 and 701st career points with 1g-1a on 3/14 at CAR ... Scored a PPG and added 2a on 3/7 vs. FLA ... Scored 11th career hat trick and added an assist on 2/23 vs. NJ ... Scored a goal and an assist on 2/12 at FLA ... Scored a goal and an assist on 2/7 at PIT ... Scored first goal of the season, the GWG, on 1/27 vs. BUF ... Led the team in shots (30) and hits (34) and all forwards in ice time per game (20:44) during the postseason ... Scored his 1st goal of the playoffs during Game 1 vs. NYR ... Assisted on GWG in Game 2.

2011-12

Led WSH in goals and points ... Led WSH, T-5th in the NHL in shots on goal (303); Finished 5th in the league in goals ... Had 43 points (28g-15a) in his last 47 games ... Scored his 30th goal of the season on 3/18 in CHI ... Tallied a goal :32 seconds into the game on 4/7 at NYR ... Scored a goal on 4/5 vs. FLA ... Was named NHL's 3rd Star of the week for week ending March 25 ... Tallied 1 goal and 1 assist on 3/25 vs. MIN and was 2nd Star ... Scored 2 goals on 3/23 at WPG ... Scored a goal 26 seconds into the game on 3/22 at PHI ... Tallied 2 PPG on 3/19 at DET ... Scored twice on 3/13 at NYI ... Scored the overtime GWG on 3/8 vs. TB ... Scored the GWG in overtime on 2/28 vs. NYI ... Named to 2012 NHL All-Star Game (5th selection) ... Scored 25th goal of the season on 2/24 vs. MTL ... Named NHL's "2nd Star" for week ending Jan. 1 (5g-2a) and +4 in 4 games ... Scored twice on 2/7 vs. FLA ... Had 2 goals on 12/30 vs. BUF ... Scored the GWG on 12/15 at WPG ... Scored a 3rd-period goal on 12/7 at OTT ... Scored 2 goals on 10/20 at PHI and was 1st Star ... Scored his 1st goal of the season on 10/13 at PIT ... Led the Capitals in goals, shots and points during the postseason and was T-3rd in assists ... Tallied a goal and an assist in Game 3 of the ECQF vs. BOS ... Scored GWG in Game 2 of the ECSF at NYR.

2010-11

Led the team in goals (32), assists (53), points (85), shots (367) and hits (241) and tied for first on the team at +24 ... Seventh in the league in points, tied for second in overtime goals (3), eighth in the league in hits and led the NHL in shots for the sixth time ... Tied for first in the NHL with 11 GWG and had assists on 9 more GWG; had at least a point in 40 of the Caps' 48 wins ... Scored his 300th career NHL goal on 4/5 in TOR; became the sixth-youngest player to reach 300 goals (25 years, 200 days) and the seventh-quickest player to reach 300 goals in terms of games played (473) ... Had points in 18 of his last 22 games (11g, 18a) ... Recorded three or more points in nine games ... With his three points 4/2 vs. BUF, he became one of only seven players to start their NHL careers with six straight seasons of 80 points or more ... Recorded his 600th career point 3/9 vs. EDM ... Had 1g-1a in his fourth NHL All-Star Game appearance and won the Breakaway Challenge for the third straight time ... Led the team in goals (5) and points (10) in the playoffs and was tied for second in assists (5) ... Now ranks seventh all-time in Capitals postseason points (50) and tied for second (Dale Hunter) in goals (25).

2009-10

Won the Ted Lindsay Award (most outstanding player by vote of his peers) ... Runner-up for the Hart Trophy (player judged most valuable to his team by the media) ... Named to the NHL First All-Star Team ... Led the NHL in points per game (1.51) and goals per game (0.69) ... Ranked tied for second in the NHL in points (109), three points off the lead, and third in goals (50), one off the lead, in 72 games ... Tied for sixth in the league in assists (59), second among wings ... Led all NHL forwards and was second behind teammate Jeff Schultz in plus/minus rating (+45), good for the second-best rating in Capitals history ... Led the league in shots (368) ... Led the league with 37 even-strength goals ... Led the team with 13 PPGs (tied for sixth in the NHL) and seven GWGs (tied for fourth) ... Had 65 points (26g-39a) and was +33 at home ... Led the league with 24 goals on the road ... His 40 goals and 80 points outside of his division were both tops in the NHL ... Named the league's Best Player for the third straight year by The Hockey News ... Won the Capitals' Three Stars Award for the fourth straight year ... Scored seven goals against PIT, his most against any team ... Had a five-point game (1g-4a) and established a career high for assists in a game 1/17 vs. TOR ... Scored his first career penalty shot goal on Ray Emery on 1/17 vs. PHI ... Posted his ninth career hat trick 2/7 vs. PIT to lead a comeback from a three-goal deficit and assisted on Mike Knuble's GWG ... Led the team in scoring (10 points) and was tied for the lead in goals (five) in seven playoff games ... Finished tied for



vs. the NHL

	GP	G	A	P	PIM
ANA	7	6	8	14	8
BOS	30	12	20	32	28
BUF	30	20	12	32	55
CGY	6	6	6	12	0
CAR	52	24	41	65	37
CHI	6	4	1	5	19
COL	6	1	2	3	0
CBJ	8	6	1	7	12
DAL	6	3	1	4	6
DET	8	7	5	12	0
EDM	6	5	3	8	0
FLA	47	30	31	61	14
LA	7	2	4	6	4
MIN	5	3	2	5	2
MTL	30	17	15	32	24
NSH	7	5	4	9	6
NJ	29	13	21	34	8
NYI	29	19	12	31	20
NYR	31	16	15	31	19
OTT	29	19	16	35	26
PHI	29	24	15	39	12
PHX	6	3	4	7	2
PIT	31	22	18	40	22
SJ	9	4	2	6	8
STL	7	2	7	9	0
TB	51	31	35	66	22
TOR	30	25	21	46	20
VAN	6	4	2	6	4
WPG	53	38	40	78	30

Playoffs vs. the NHL

	GP	G	A	P	PIM
BOS	7	2	3	5	4
MTL	7	5	5	10	0
NYR	19	9	8	17	12
PHI	7	4	5	9	0
PIT	7	8	6	14	6
TB	4	2	2	4	4

CAREER HIGHLIGHTS

First NHL Game:

10/5/05 (WSH 3 vs CBJ 2)

First NHL Goal:

10/5/05 (WSH 3 vs CBJ 2, Leclaire)

First NHL Assist:

10/7/05 (WSH 3 vs ATL 7)

Most Goals in a Game:

4 (2 times, last: 1/31/08, WSH 5 vs MTL 4)

Most Assists in a Game:

4 (1/15/10, WSH 6 vs TOR 1)

Most Points in a Game:

5 (4 times, last: 1/15/10, WSH 6 vs TOR 1, 1G-4A)

Most Shots in a Game:

15 (10/7/06, WSH 5 vs CAR 2)

Most PIM in a Game:

20 (12/2/06, WSH 7 vs BUF 4)

Most Ice Time in a Game:

30:09 (11/28/07, WSH 1 vs FLA 2)

Hat Tricks:

12 (last: 4/6/13, WSH 4 at FLA 3, 3G)

Multiple-Point Games: 212

Multiple-Goal Games: 76

Longest Goal Streak:

7 (2/10/06-3/8/06, 8G)

Longest Assist Streak:

7 (2 times, last: 11/10/08-11/22/08, 10A)

Longest Point Streak:

13 (11/07-2/1/07, 8G-12A)

Penalty Shots: 2/7

Shootouts: 23/68

PLAYOFF CAREER HIGHLIGHTS

Most Goals in a Game:

3 (5/4/09, WSH 4 vs PIT 3)

Most Assists in a Game:

3 (2 times, last: 4/17/10, WSH 6 vs MTL 5 OT)

Most Points in a Game:

4 (4/17/10, WSH 6 vs MTL 5 OT, 1G-3A)

CAREER STATISTICS

CAREER STATISTICS			Regular Season											Playoffs				
Year	Team	League	GP	G	A	Pts	PIM	+/-	PP	SH	GW	S	GP	G	A	Pts	PIM	
2005-06	CAPITALS	NHL	81	52	54	106	52	2	21	3	5	*425	-	-	-	-	-	
	Russia	Olympics	8	5	0	5	8	-	-	-	-	-	-	-	-	-	-	
	Russia	WC	7	6	3	9	6	-	-	-	-	-	-	-	-	-	-	
2006-07	CAPITALS	NHL	82	46	46	92	52	-19	16	0	8	*392	-	-	-	-	-	
	Russia	WC	8	1	2	3	29	-	-	-	-	-	-	-	-	-	-	
2007-08	CAPITALS	NHL	82	*65	47	*112	40	28	22	0	11	*446	7	4	5	9	0	
	Russia	WC	9	6	6	12	8	-	-	-	-	-	-	-	-	-	-	
2008-09	CAPITALS	NHL	79	*56	54	110	72	8	19	1	10	*528	14	11	10	21	8	
2009-10	CAPITALS	NHL	72	50	59	109	89	45	13	0	7	*368	7	5	5	10	0	
	Russia	Olympics	4	2	2	4	2	-	-	-	-	-	-	-	-	-	-	
	Russia	WC	9	5	1	6	4	-	-	-	-	-	-	-	-	-	-	
2010-11	CAPITALS	NHL	79	32	53	85	41	24	7	0	*11	*367	9	5	5	10	10	
	Russia	WC	5	0	0	0	4	-	-	-	-	-	-	-	-	-	-	
2011-12	CAPITALS	NHL	78	38	27	65	26	-8	13	0	3	303	14	5	4	9	8	
	Russia	WC	3	2	2	4	2	-	-	-	-	-	-	-	-	-	-	
2012-13	CAPITALS	NHL	48	*32	24	56	36	2	*16	0	4	*220	7	1	1	2	4	
NHL/CAPITALS TOTALS			601	371	364	735	408	82	127	4	59	3,049	58	31	30	61	30	

* League leader

Olympic Tournament All-Star Team (2006) • NHL All-Rookie Team (2006) • NHL First All-Star Team (2006, 2007, 2008, 2009, 2010, 2013) • NHL Second All-Star Team (2011, 2013) • Calder Memorial Trophy (2006) • World Championship All-Star Team (2006, 2008) • NHL All-Star Game (2007, 2008, 2009, 2011, 2012) • Hart Trophy (2008, 2009, 2013) • Lester B. Pearson Award (2008, 2009) • Ted Lindsay Award (2010) • Art Ross Trophy (2008) • Maurice "Rocket" Richard Trophy (2008, 2009, 2013)



ALEX OVECHKIN

fourth in the league in each category through the first round ... Had a playoff-career-high four points (1g-3a) and was +3 in Game 2 vs. MTL (4/17) ... Scored goals in four straight games from 4/17—4/23 (5g) ... Had three points (2g-1a) in Game 4 at MTL (4/21).

2008-09

Repeat winner of the Hart Trophy (player most valuable to his team), the Lester B. Pearson Award (most outstanding player by vote of his peers) and the Maurice "Rocket" Richard Trophy (most goals) ... Earned 115 of 133 first-place Hart Trophy votes ... Led the NHL in points per game (1.39) and finished second in points (110) ... Led the NHL in goals (56), even-strength goals (36), home goals (34), outside-the-division goals (40) and empty-net goals (5) ... Set a Capitals record with 34 goals at home, improving on his mark of 32 from 2007-08 ... Second in the NHL in division goals (16) and tied for second in PPGs (19) and first goals of the game (9) ... Had 10 more goals than any other player; he was the only player with 50 or more goals ... Tied for third in the NHL in GWGs (10) and overtime goals (3) and was tied for fourth in road goals (22) ... Led the league with 46 power-play points, 59 points at home and 42 division points; second with 51 points on the road ... Took 528 shots, becoming only the second player in NHL history to take more than 500 shots in a single season (Esposito) ... Led the team and ranked ninth in the NHL with 243 hits ... Had the most assists of any non-center in the league ... Almost half of his goals (26 of 56) came in the third period or OT; led the NHL in third-period goals (24) and points (45) ... NHL's First Star of the Week on 12/29 and Second Star of the Week on 11/17 ... Named the Sporting News' Player of the Year and its All-NHL team by a vote of league coaches and executives ... Named the D.C. Sportsman of the Year by the Greater Washington Sports Alliance for the second year in a row ... Won the Kharlamov Trophy for the fourth year in a row as the top Russian player in the NHL ... Named the MVP and Best Player for the second straight year by The Hockey News ... USA Today's Clutch Scorer for the third time; voted MVP by a panel of reporters assembled by the paper ... Was nominated for two ESPYs (Best NHL Player, Best Play) ... Named to his third straight NHL All-Star Game; won the Breakaway Challenge and had a goal and two assists in the 2009 NHL All-Star Game ... Won the Capitals' Three Stars Award for the fourth straight year ... He and teammate Mike Green (31 goals) led the league for the second straight year in goal scoring overall and by a defenseman ... Ranked second on the team and first among NHL forwards with 23:00 of ice time per game ... Team was 31-5-4 when he scored a goal and 42-13-6 when he tallied a point ... Had three streaks of 10 consecutive games with a point (11/10—11/28, 11g-11a; 1/27—2/18, 11g-5a; 2/22—3/14, 7g-7a) ... Second in the NHL with three hat tricks (11/26 vs. ATL, 2/1 vs. OTT and 2/15 at FLA) ... Had a hat trick and four points (3g-1a) 11/26 vs. ATL ... Scored the GWG with 11 seconds left in overtime on 12/16 at NYI ... Had his second and third hat trick in February: 2/1 vs. OTT (3g) and 2/15 at FLA (3g) ... Recorded his 200th career goal 2/5 vs. LA ... Appeared in his 300th NHL game 2/15 at FLA ... Posted his 400th career point 3/17 at FLA ... Scored his 50th goal in a 5-2 win on 3/19 at TB ... Recorded his 200th career assist 4/7 at ATL ... Led the team in goals (11) and points (21) in 14 playoff games ... Through two rounds of the playoffs, led the NHL in points (tied), shots (90) and plus/minus (+10) ... Ranked second in goals through two rounds and finished the playoffs tied for fourth in goals ... Had six points (3g-3a) in five games when the Caps faced elimination ... Had 13 shots and two assists in Game 1 of the ECQF vs. NYR (4/15) ... Recorded his first career playoff hat trick in Game 2 of the ECSF vs. PIT (3g, 5/4), the first playoff hat trick for a Cap in 85 games, since 4/26/93 (Al Iafate) ... Had back-to-back three-point games vs. PIT in Games 5 (2g-1a, 5/9) and 6 (3a, 5/11).

2007-08

Won the Hart Trophy and the Lester B. Pearson Award ... The first Capital to win either award ... The second Russian to win either award (Sergei Fedorov, 1994) ... The first player in history to win the Hart Trophy, the Pearson Award, the Art Ross Trophy (most points) and the Maurice "Rocket" Richard Trophy all in one season ... Led the NHL in points (112), goals (65), PPGs (22) and GWGs (11), all of which were career highs ... Also led the league in shots (446), which was a career high at the time ... Named the D.C. Sportsman of the Year by the Greater Washington Sports Alliance ... His 65 goals set an NHL record for goals by a left wing, breaking Luc Robitaille's mark of 63 (1992-93), and were more than any active player has ever scored besides Teemu Selanne (76, 1992-93) ... The first player since 1996 to reach 60 goals; one of only 12 players all-time to score

65 or more goals ... Set Capitals single-season records for goals and shots; tied the Capitals record for PPGs ... Scored a higher percentage of his team's goals than any other player (27.3%) and had a hand in more of his team's goals than any other player (47.1%) ... Earned 128 of 134 first-place votes in the Hart Trophy balloting ... Finished eighth in voting for the Lady Byng Trophy as the league's most gentlemanly player ... Selected for his second straight NHL All-Star Game and became the first Capitals player to score two goals in an All-Star Game ... Won the Capitals' Three Stars Award for the third straight year ... Won the Kharlamov Trophy as the top Russian player in the NHL for the third straight year ... Selected as the MVP and best player by The Hockey News ... Named the top Clutch Scorer by USA Today and unanimous selection as MVP by the paper's panel ... Voted The Sporting News Player of the Year, earning 250 of a possible 287 votes from fellow players ... Named a Sporting News All-Star ... Was nominated for an ESPY as the Best NHL Player ... Scored more goals than the top two goal scorers on 19 of the 30 teams in the league and tied with two other teams ... He and Mike Green became the first teammates to lead the league in goal scoring overall and by a defenseman, respectively, since Hall of Famers Mario Lemieux and Paul Coffey in 1988-89 ... Shared the NHL lead with three hat tricks; had two of the league's four four-goal games all season ... Had three five-point games, a new career high ... His shot total was the second-highest in NHL history at the time ... Scored his 100th career goal 10/12 at NYR ... Registered his 1,000th career shot on goal 12/14 vs. BUF ... Skated in his 200th NHL game 12/26 vs. TB ... Posted his first career four-goal and five-point game 12/29 at OTT ... Scored his 30th goal 12/29 at OTT, joining Ilya Kovalchuk as the only players this decade to reach 30 goals before the end of December ... Signed a new 13-year contract, the longest in Capitals history, on 1/10 ... Recorded his 300th career point 3/18 at NSH in his 237th game, the fastest to the milestone since Peter Forsberg ... Spearheaded the Capitals' comeback 3/21 at ATL with four points (2g-2a), including his 60th goal of the season ... Led the team with nine points and shared the team lead with four goals in the playoffs ... Scored two GWGs, tied for the club record in a playoff series ... Finished tied for second in the NHL in first-round scoring ... Had a team-high and first-round league-high 37 shots on goal ... Posted four multiple-point games in the playoffs ... Three of his four goals came in the third period ... Made his playoff debut and had two points (1g-1a), including the GWG, in Game 1 of the ECQF vs. PHI (4/11) ... Had three goals and four points in Games 6 and 7 combined, with nine shots on goal in each game ... Won a gold medal with Russia at the World Championship ... Named to the World Championship all-tournament team.

2006-07

A member of the NHL First All-Star Team for the second straight year ... Voted a starter in the All-Star Game, the first Capital in the starting lineup since Rod Langway in 1986 ... Won the Kharlamov Trophy as the top Russian-born player in the NHL for the second year in a row ... Led the Capitals in goals (46), assists (46), points (92), GWGs (8) and shots (392) ... Finished fourth in the league in goals, tied for ninth in PPGs (16) and tied for seventh in GWGs ... Recorded the seventh-highest point total in Capitals history and tied for the 10th-best single-season goal total ... Led the NHL in shots for the second year in a row, the first player to do so in back-to-back seasons since Pavel Bure (1999-00 and '00-01) ... The only Capital to appear in all 82 games ... Won the Capitals' Three Stars Award, earning a Rolex watch from Liljenquist & Beckstead Jewelers ... Led the team and ranked ninth among NHL forwards with 184 hits ... Scored his first two goals of the year and had a career-high 15 shots on goal 10/7 vs. CAR ... Recorded his second career hat trick, scoring all three Capitals goals in a 3-2 OT win 12/15 at ATL ... His goal six seconds into OT at ATL (12/15) matched the fastest overtime goal in league history ... Recorded points in each of the first 13 games of 2007, his career-best point-scoring streak and the fourth-longest in the NHL on the year (1/1—2/1, 8g-12a).

2005-06

Won the Calder Memorial Trophy, earning 124 of a possible 129 first-place votes in the balloting ... Named to the NHL First All-Star Team, the first rookie to earn that honor since Teemu Selanne in 1992-93 ... Named to the NHL All-Rookie Team ... Just the second NHL rookie in history to record 50 goals and 100 points, joining Teemu Selanne (1992-93) ... Set Capitals rookie records for goals (52), assists (54), points (106), PPGs (21) and shots (425) ... Set the NHL rookie record for shots (425) ... Led all NHL rookies in



ALEX OVECHKIN

goals, points, PPGs, SHGs (tied, 3), power-play assists (tied, 31), power-play points (52) and shots ... Finished third in the league in points, tied for third in goals, sixth in PPGs, second in power-play points and first in shots ... Finished with the second-best single-season point total in Capitals history, tied for the third-best goal total and the second-best PPG total ... Was a finalist for the Lester B. Pearson Award (outstanding player as voted by the NHL Players Association) and two ESPY Awards (Best Breakthrough Athlete, Best Hockey Player) ... Won the Valery Kharlamov Trophy as the best Russian player in the NHL ... Won USA Today's Clutch Scoring Award ... Was named the league's best rookie by numerous media outlets, including The Hockey News, TSN, The Sporting News, Sports Illustrated and XM Radio ... Had the most points of any Russian-born rookie in history or any rookie left wing in history ... Scored 52 of the Capitals' 230 goals (an NHL-best 22.6%); had a hand in 106 of 230 (46.1%) ... Had a hand in 52 of Washington's 72 PPGs (72.2%) ... Scored a goal against every Eastern Conference team and 22 of the Capitals' 24 opponents, the most teams any NHL rookie has ever scored upon (Teemu Selanne scored on 21 teams in 1992-93) ... Led the team and ranked second among NHL rookies with 172 hits ... Second on the team and first among rookie forwards in the NHL with 21:37 average ice time per game ... Tied for second in the league with six shootout goals (in 13 attempts); shared the league lead with three shootout-deciding goals ... Set a Caps rookie record with a seven-game goal-scoring streak (2/10—3/8, 8g-5a). Set a Capitals rookie record with an 11-game point-scoring streak (3/18—4/7, 5g-12a) ... The first Capital ever to record a point in each of his first eight NHL games (breaking the record of four by Milan Novy in 1982 and Ryan Walter in 1978) ... Became the first Capital ever to score two goals in his NHL debut vs. CBJ (10/5) ... Was the first No. 1 overall pick to score two goals in his debut ... Scored the first shootout goal in Capitals history vs. TB (10/16) ... Recorded his first career hat trick at ANA (1/13), scoring all three goals including the OT winner ... Had a three-point game at PHX (1/16, 2g-1a), including a highlight-reel goal from his back that was viewed more than 100,000 times in the next week on WashingtonCaps.com and was named XM Radio's goal of the year ... Scored his 50th goal of the season at ATL (4/13), just one game after recording his 100th point of the season – a game-winning overtime goal – at BOS (4/10).

International Career

Has extensive experience representing Russia in international competition, appearing in three World Junior Championships (2003, 2004, 2005), eight World Championships (2004, 2005, 2006, 2007, 2008, 2010, 2011, 2012), the World Cup of Hockey (2004) and the 2006 and 2010 Olympics. **2012-13:** Appeared in 31 games for the Moscow Dynamo of the KHL during the work stoppage ... Scored 19 goals and earned 21 assists. **2010:** Recorded four points (2g-2a) in four games for Russia at the 2010 Olympics ... Participated in the Closing Ceremonies ... Represented Russia at the World Championship in Germany, scoring five goals in nine games and winning a silver medal. **2008:** Led Russia to its first World Championship gold medal since 1993 ... Named to the all-tournament team ... Finished tied for second in the tournament in goals and tied for sixth in points. **2007:** Helped Russia secure the bronze medal at the World Championship in Moscow.

2006: Named to the all-tournament teams at the Olympics in Torino, Italy, and the World Championship in Latvia. **2005:** Led the team in goals (5), points (8) and GWGs (2) at the World Championship in Austria ... Was named the top forward at the 2005 World Junior Championship in North Dakota ... Led Russia in goals (7) and points (11) and earned a silver medal in that tournament ... Helped lead Dynamo to the championship of the Russian Super League. **2004:** Made his World Championship debut. **2003:** Made his World Junior Championship debut as a 17-year-old ... Helped lead Russia to a gold medal in Halifax, Nova Scotia. **2002:** Posted 14 goals and four assists (18 points) in eight games to lead Russia to the World Under-18 Championship.

NHL Transactions

Selected by Washington in the first round, first overall, in 2004 Entry Draft.

Personal

Twitter: @Ovi8 ... Supports the Make-A-Wish Foundation ... Was featured on ESPN SportCenter's "My Wish" segment after granting Sam Jacobson's wish in March 2012 ... Became just the second hockey player (Gretzky) to be immortalized as a Madame Tussaud's wax figure ... Joined Right To Play as an athlete ambassador in September 2006 ... Purchases eight season tickets to Capitals home games and donates them to soldiers and needy children as part of Ovi's Crazy 8s program ... Received the key to the city from Washington, D.C., mayor Adrian M. Fenty on 6/13/08, the day after he won his first Hart Trophy ... Signed endorsement deals with Nike and Bauer in September 2011 ... Has appeared on the cover of The Hockey News 12 times (including special issues) and the cover of The Washington Post Magazine once ... Cover athlete on 2K Sports' NHL 2K10 game ... Celebrated the launch of that game by driving a Zamboni down Sixth Avenue to the NHL Store in New York (9/9/09) ... Cover athlete on EA Sports' NHL 07 video game and the Russian edition of NHL 09 ... Threw out the first pitch at the Washington Nationals game on 9/27/06 and the first pitch at the Baltimore Orioles game on 9/16/11 ... Honorary chair of the Caps Care Classic on 10/2/06, Washington's annual charity golf tournament, where he hit a hole in one while taking practice shots on the par 3, 160-yard fourth hole at the Springfield Golf & Country Club ... Celebrated his 22nd birthday by leading a beautification project at Shaw Junior High School in Washington, D.C., on 9/18/07 ... For his 23rd birthday, he hosted the Ovi's Crazy 8s Skills Session for nearly 100 house league youth hockey players at Kettler Capitals Iceplex ... Was featured as the FOX News Sunday Power Player of the Week by Chris Wallace on 4/13/08 ... Participated in the Closing Ceremonies at the 2010 Winter Olympics ... His mother, Tatiana, won two Olympic gold medals in basketball (1976 and 1980) ... Father, Mikhail, is a former professional soccer player ... Spends his summers in Moscow ... Enjoys vacationing in Turkey ... Idolized former Soviet great Alexander Maltsev while growing up ... Listens to hip hop, R&B and techno/dance music ... Favorite American movie is Gladiator ... Likes playing video games in his spare time ... Lists basketball as his favorite sport other than hockey ... Lists pasta and sushi as his favorite foods.

Most Goals Per Game, All-Time (min. 300 gp)

1. Mike Bossy.....	0.76
2. Cy Dennehy.....	0.75
3. Mario Lemieux.....	0.75
4. Pavel Bure.....	0.62
5. Alex Ovechkin.....	0.61

Most PPG, Since 2005-06 (min. 500 gp)

1. Alex Ovechkin.....	1.22
2. Joe Thornton.....	1.13
3. Jason Spezza.....	1.09
4. Pavel Datsyuk.....	1.08
5. Martin St. Louis.....	1.06

Most Goals, Since 2005-06

1. Alex Ovechkin.....	371
2. Ilya Kovalchuk.....	309
3. Dany Heatley.....	280
Jarome Iginla.....	280
5. Eric Staal.....	257

Most Points, Since 2005-06

1. Alex Ovechkin.....	735
2. Joe Thornton.....	697
3. Sidney Crosby.....	665
4. Martin St. Louis.....	653
5. Henrik Sedin.....	646

Caps Season Record, Points

1. Dennis Maruk, 1981-82.....	136
2. Alex Ovechkin, 2007-08.....	112
3. Alex Ovechkin, 2008-09.....	110
4. Alex Ovechkin, 2009-10.....	109
5. Alex Ovechkin, 2005-06.....	106

NHL Season Record, Shots

1. Phil Esposito, 1970-71.....	550
2. Alex Ovechkin, 2008-09.....	528
3. Alex Ovechkin, 2007-08.....	446
4. Paul Kariya, 1998-98.....	429
5. Phil Esposito, 1971-72.....	426

Playoff Points Per Game, Active (min. 20 gp)

1. Sidney Crosby.....	1.28
2. Evgeni Malkin.....	1.17
3. Claude Giroux.....	1.10
4. Martin St. Louis.....	1.08
5. Alex Ovechkin.....	1.05

Career Goals by Category

Even Strength.....	240 goals
Home Goals.....	183 goals
Road Goals.....	188 goals
First-Period Goals.....	100 goals
Second-Period Goals.....	117 goals
Third-Period Goals.....	142 goals
Overtime Goals.....	12 goals





MATHIEU PERREAULT

MA-tyew pair-OH

Center • Height: 5'10" • Weight: 183 • Shoots: Left

Born: January 5, 1988 (Drummondville, Quebec)

Drafted: Washington's sixth-round choice, 177th overall, in the 2006 Entry Draft

85

2012-13

Recorded 1g-1a, including GWG, on 4/23 vs. WPG ... Registered 2a on 4/13 vs. TB ... Tallied an assist on 4/7 vs. TB ... Collected a goal and an assist on 3/17 vs. BUF ... Scored a PPG on 3/9 at NYI ... Recorded a goal and an assist on 3/7 vs. FLA ... Scored a PPG on 2/21 vs. NJ ... Recorded first career 3-assist game on 2/14 at TB ... Scored a goal and recorded an assist on 2/9 vs. FLA ... Ranked T-1st on the team with 4 points during the postseason ... Shared the team lead with a plus-3 rating in 7 playoff games vs. NYR.

Career

2011-12: Set career highs in goals, assists and points ... Finished 1st on WSH in shooting percentage (26.7%)...T-4th on the team in GWG ... Scored the GWG on 4/7 at NYR ... Recorded an assist (14) on 4/2 in TB ... Tallied his 15th goal of the season on 3/31 vs. MTL ... Scored his 2nd PPG of the season on 3/25 vs. MIN ... PPG on 3/16 at WPG ... Scored a goal on 2/22 at OTT ... Scored the GWG on 2/7 vs. FLA ... Scored a goal on 1/31 at TB ... Tallied 1st career hat trick on 1/24 vs. BOS ... Recorded 2 assists on 1/22 at PIT ... Scored the GWG on 1/18 at MTL; won all 4 face-offs and collected 3 hits ... Scored 2 goals on 10/22 vs. DET ... Scored a goal, his first of the season, and added an assist on 10/20 at PHI ... Registered his 1st assist of the season on 10/10 vs. TB ... Registered 3 shots on goal on 10/8 vs. CAR ... Appeared in his first NHL playoff game on 4/12/12 in Game 1 of ECQF at BOS. **2010-11:** Set career highs in games played (35), goals (7), assists (7), points (14) and penalty minutes (20) ... Recorded two assists in his first game with the Capitals on 10/23 vs. ATL ... Had a two-goal game in his fourth game with the Caps on 12/6 vs. TOR ... Potted another two-goal game five games later on 12/9 at OTT... Logged a career high 15:04 of ice time on 12/12 at NYR ... Had a career high three-game assist streak from 2/1-2/6 (3a) ... Recorded five multiple-point games while with the Capitals ... Averaged almost a point per game for Hershey, finishing seventh on the team in points despite only playing 34 games ... Had 13 points (6g-13a) in 11 games in November for Hershey ... Had an AHL season-high six assists on 11/14 against BIN in an 8-3 win for the Bears ... Registered a five-game point streak (1g-10a) from 10/31-11/14 in Hershey. **2009-10:** Played in 21 games for Washington in two separate recalls from the Hershey Bears (AHL) ... Team was 13-4-4 when he was in the lineup ... Played in 18 games in his first recall and three games in his second ... Had two assists in his NHL debut on 11/4 at NJ ... Scored his first NHL goal 11/7 vs. FLA ... Had two goals, four assists and was +6 in his first eight NHL games ... Tallied one goal and took four shots 11/14 at NJ ... Skated a season-high 14:56 in an 8-2 win at PHI (12/5) ... Had one goal on 3/28 vs. CGY and 3/30 vs. OTT in his second recall ... Skated in 56 games for Hershey and was one of seven players to reach 50 points (16g-34a) ... Scored 13 goals at home ... Tallied seven PPGs and two GWGs ... Had nine goals in three games: two goals vs. Syracuse (12/26); three goals vs. Wilkes-Barre/Scranton (2/7); and four goals vs. Bridgeport (2/27) ... Ranked fifth on the Bears and tied for seventh in the AHL in playoff scoring with 19 points (7g-12a) in 21 games ... Led the team at +14 ... Had three assists in Game 3 at Bridgeport (4/17) ... Posted a three-point game (2g-1a) in Game 4 at Albany (4/29), including the overtime GWG ... Averaged a point per game in the Calder Cup finals (2g-4a), including four points

in the Bears' first two wins in the series: two goals in Game 3 at Texas (6/7) and two assists in Game 4 at Texas (6/9). **2008-09:** Skated in 77 games for Hershey and led club rookies in points (50) and assists (39) ... Third among rookies with 11 goals ... Had nine multiple-point games ... Began his professional career with at least a point in five straight games (2g-4a) ... Scored a goal in his first professional game at Wilkes-Barre/Scranton (10/8) ... Had two assists in his second professional game at Norfolk (10/10) ... Tallied at least a point in seven straight games from 11/14—11/28 (1g-9a) ... Registered at least a point in five straight games from 2/21—3/1 (1g-6a), which included three assists against Providence (3/1) ... Played in 21 out of 22 Calder Cup playoff games and had eight points (2g-6a) as Hershey won the Calder Cup ... Both of his goals and two of his assists came in the opening round against PHI.

Junior Career

2007-08: Played in 65 games for Acadie-Bathurst (QMJHL) and led the league in points (114) and assists (80) ... Third on the team with 34 goals ... Tied for fifth in the league and third among forwards at +33 ... Won the Jean Beliveau Trophy as the league's leading scorer ... A second-team QMJHL All-Star and second-team CHL All-Star ... Member of the QMJHL team in the ADT Canada-Russia Challenge ... Named QMJHL Offensive Player of the Week twice (11/4 and 2/10) ... Established a team record with a 27-game point streak (11/28—2/15), the longest streak of the year in the QMJHL ... Honored as the Offensive Player of the Month in March ... Played in 12 playoff games, scoring three goals and recording 19 assists ... Made his professional debut in the Calder Cup playoffs, playing three games for Hershey. **2006-07:** Appeared in 67 games with Acadie-Bathurst and won the Michel-Briere Trophy as the most valuable player in the QMJHL ... Ranked third in the league in points (119) and second in assists (78) ... Scored nine SHGs, tying for the league lead ... Second on his team in goals (41) and plus/minus (+28) ... A QMJHL First All-Star Team selection ... Represented the QMJHL in the ADT Canada-Russia Challenge ... Named QMJHL Offensive Player of the Week for the week ending 9/24 ... Awarded Offensive Player of the Month in November ... Played in 12 playoff games, recording 14 points. **2005-06:** Skated in 62 games for Acadie-Bathurst ... Notched 52 points (18g-34a) ... Tied for fourth among QMJHL rookies in points ... Ranked fourth among rookies in assists ... Played in 17 playoff games and recorded 21 points ... Led all rookies and tied for ninth overall in playoff scoring.

NHL Transactions

Selected by Washington in the sixth round, 177th overall, in the 2006 Entry Draft.

Personal

Enjoys golfing ... If he weren't playing hockey, he would like to be a police officer ... Favorite food is sushi ... Admired Daniel Briere as a youth hockey player.

85 MATHIEU PERREAULT



vs. the NHL

	GP	G	A	P	PIM
ANA	3	0	0	0	2
BOS	6	3	1	4	6
BUF	8	2	4	6	4
CGY	1	1	0	1	0
CAR	12	1	2	3	6
CHI	1	0	0	0	0
COL	2	0	0	0	2
DET	2	2	1	3	0
EDM	1	0	0	0	2
FLA	16	4	4	8	8
LA	2	0	0	0	0
MIN	3	1	1	2	0
MTL	10	4	2	6	4
NSH	1	0	0	0	0
NJ	8	2	2	4	2
NYI	8	1	1	2	2
NYR	8	1	0	1	0
OTT	10	4	0	4	8
PHI	8	1	1	2	0
PHX	2	0	0	0	0
PIT	7	0	3	3	6
SJ	4	0	1	1	0
TB	13	1	10	11	4
TOR	8	3	0	3	2
VAN	2	0	0	0	0
WPG	13	2	4	6	12

Playoffs vs. the NHL

	GP	G	A	P	PIM
BOS	4	0	0	0	0
NYR	7	1	3	4	0

CAREER HIGHLIGHTS

First NHL Game:

11/4/09 (WSH 2 at NJ 3)

First NHL Goal:

11/7/09 (WSH 7 vs FLA 4, Clemmensen)

First NHL Assist:

11/4/09 (WSH 2 at NJ 3)

Most Goals in a Game:

3 (1/24/12, WSH 5 vs. BOS 3)

Most Assists in a Game:

3 (WSH 4 at TB 3)

Most Points in a Game:

3 (WSH 4 at TB 3, 3A)

Most Shots in a Game:

5 (2 times, last: 1/24/12, WSH 5 vs. BOS 3)

Most PIM in a Game:

4 (4 times, last: 3/2/13, WSH 3 at WPG 0)

Most Ice Time in a Game:

18:46 (2/24/12, WSH 4 vs. MTL 1)

Multiple-Point Games:

10 (last: 1/24/12, WSH 5 vs. BOS 3, 3G)

Longest Goal Streak:

2 (4 times, last: 2/22/12-2/24/12, 2G)

Longest Assist Streak:

3 (2/1-6/11, 3A)

Longest Point Streak:

3 (3 times, last: 3/23/12-3/27/12, 1G-2A)

Penalty Shots: None

Shootouts: 0/6

PLAYOFF CAREER HIGHLIGHTS

Most Goals in a Game:

1 (5/8/13, WSH 3 at NYR 4)

Most Assists in a Game:

1 (3 times, last: 5/8/13, WSH 3 at NYR 4)


Most Points in a Game:

2 (5/8/13, WSH 3 at NYR 4, 1G-1A)

CAREER STATISTICS

Year	Team	League	GP	G	A	Pts	PIM	+/-	PP	SH	GW	S	GP	G	A	Pts	PIM
2004-05	Magog	QAAA	41	25	47	72	68	-	-	-	-	-	9	5	10	15	12
2005-06	Acadie-Bathurst	QMJHL	62	18	34	52	42	-	-	-	-	-	17	10	11	21	8
2006-07	Acadie-Bathurst	QMJHL	67	41	78	119	80	-	-	-	-	-	12	6	8	14	8
2007-08	Acadie-Bathurst	QMJHL	65	34	*80	*114	61	-	-	-	-	-	12	3	19	22	6
	Hershey	AHL	-	-	-	-	-	-	-	-	-	-	3	0	0	0	0
2008-09	Hershey	AHL	77	11	39	50	36	-	-	-	-	-	21	2	6	8	8
2009-10	CAPITALS	NHL	21	4	5	9	6	4	1	0	0	27	-	-	-	-	-
	Hershey	AHL	56	16	34	50	34	-	-	-	-	-	21	7	12	19	18
2010-11	CAPITALS	NHL	35	7	7	14	20	-3	1	0	1	41	-	-	-	-	-
	Hershey	AHL	34	11	24	35	8	-	-	-	-	-	6	3	3	6	6
2011-12	CAPITALS	NHL	64	16	14	30	24	9	2	0	4	60	4	0	0	0	0
2012-13	CAPITALS	NHL	39	6	11	17	20	7	2	0	1	47	7	1	3	4	0
NHL/CAPITALS TOTALS			159	33	37	70	70	17	6	0	6	175	11	1	3	4	0

QMJHL First All-Star Team (2007) • QMJHL Player of the Year (2007) • QMJHL Second All-Star Team (2008) • Canadian Major Junior Second All-Star Team (2008)



AARON VOLPATTI

24

Left Wing • Height: 6'1" • Weight: 205 • Shoots: Left

Born: May 30, 1985 (Revelstoke, British Columbia)

Acquired: Claimed off of waivers from Vancouver on Feb. 28, 2013

2012-13

Tallied first point with WSH on 3/14 at CAR ... Made WSH debut and recorded a fighting major (Peluso) on 3/2 at WPG ... Claimed off of waivers by WSH from VAN on 2/28 ... Ranked 2nd on VAN in PIM before joining WSH ... Fighting major (Reaves) on 2/17 vs. STL ... Fighting major (Garbutt) on 2/15 vs. DAL ... Fighting major (Murray) on 1/27 at SJ ... Scored a goal and fighting major (Beleskey) on 1/25 at ANA.

Career

2011-12: Missed 57 games due to injury ... Registered a goal, 61 hits and 37 penalty minutes in 23 games with Vancouver ... Recorded a season high three shots on Nov. 11 at ANA ... Logged a season high 12:03 minutes of ice time on Nov. 1 at CGY ... Registered a season high five hits Oct. 29 vs WSH and Oct. 20 vs NSH. **2010-11:** Made his NHL debut with Vancouver ... Split the season with the Canucks and AHL Manitoba Moose ... Registered his first NHL goal, finishing the campaign with two points (1-1-2) and 16 penalty minutes in 15 games played ... Finished third on the Moose in penalty minutes with 74 in 53 games played. **2009-10:** Made his professional hockey debut, recording two points (1-1-2) and 17 penalty minutes in eight games with the AHL Manitoba Moose ... Dressed in five playoff games with the Moose, recording a goal and finishing second on the team in penalty minutes with 21 PIMs.

Junior Career

2009-10: Captained the NCAA Brown Bears where he led the team in goals scored (17) and finished third overall in scoring with 32 points (17-15-32) in 37 games played ... Led Brown in playoff scoring with nine points (6-3-9) in eight games played ... Was a Third-Team All-ECAC Hockey selection and Second Team All-Ivy honoree. **2008-09:** Was named assistant captain of the Brown Bears. **2007-08:** Was one of eight Brown Bears to play all 31 games in the season ... Was named to the ECAC Hockey All-Academic Team. **2006-07:** Made his NCAA debut with the Brown Bears where he studied human biology ... Was named to the ECAC Hockey All-Academic Team.

NHL Transactions

Signed with VAN as a free agent, March 22, 2010 ... Claimed off waivers from Vancouver, Feb. 28, 2013.

Personal

Spends his off-seasons in Vernon, BC ... Enjoys playing the guitar, cooking and doing home renovations... Names Pavel Bure and Steve Yzerman as his hockey idols growing up ... Lists his first NHL game, featured on Hockey Night in Canada, as his most memorable hockey moment ... Studied human biology at Brown University.

24 AARON VOLPATTI



vs. the NHL

	GP	G	A	P	PIM
ANA	4	1	0	1	5
BOS	3	0	0	0	0
CGY	4	0	0	0	2
CAR	3	0	1	1	0
CHI	3	0	0	0	5
COL	2	0	0	0	2
CBJ	3	0	0	0	0
DAL	5	0	1	1	5
DET	2	0	0	0	0
EDM	6	0	0	0	9
LA	2	0	0	0	2
MIN	5	0	0	0	12
MTL	2	0	0	0	0
NSH	3	1	0	1	7
NYI	1	0	0	0	0
NYR	3	0	0	0	0
OTT	3	0	0	0	2
PHI	3	0	0	0	11
PHX	1	0	0	0	2
PIT	1	0	0	0	0
SJ	2	0	0	0	10
STL	3	1	0	1	7
TB	2	0	0	0	0
TOR	2	0	0	0	0
WSH	1	0	0	0	0
WPG	2	0	0	0	7

CAREER HIGHLIGHTS

First NHL Game:

12/18/10 (VAN 4 vs TOR 1)

First NHL Goal:

12/20/10 (VAN 3 at STL 1)

First NHL Assist:

1/24/11 (VAN 7 vs DAL 1)

Most Goals in a Game:

1 (3 times, last: 1/25/13, VAN 5 at ANA 1)

Most Assists in a Game:

1 (2 times, last: 3/14/13, WSH 3 vs CAR 2)

Most Points in a Game:

1 (5 times, last: 3/14/13, WSH 3 vs CAR 2)

Most Shots in a Game:

3 (2 times, last: VAN 5 at ANA 0)

Most PIM in a Game:

9 (12/28/10, VAN 6 vs PHI 2)

Most Ice Time in a Game:

14:45 (4/11/13, WSH 3 vs CAR 1)

Penalty Shots:

None

Shootouts:

0/0

CAREER STATISTICS

Year	Team	League	GP	G	A	Pts	PIM	+/-	PP	SH	GW	S	GP	G	A	Pts	PIM
2006-07	Brown Univ.	NCAA	23	5	2	7	39	2	-	-	-	-	-	-	-	-	-
2007-08	Brown Univ.	NCAA	31	4	6	10	28	0	-	-	-	-	-	-	-	-	-
2008-09	Brown Univ.	NCAA	32	6	7	13	54	-13	-	-	-	-	-	-	-	-	-
2009-10	Brown Univ.	NCAA	37	17	15	32	115	4	-	-	-	-	-	-	-	-	-
2010-11	Manitoba	AHL	8	1	1	2	17	1	-	-	-	-	5	1	0	1	21
	Manitoba	AHL	53	2	9	11	74	-7	-	-	-	-	12	1	2	3	36
	Vancouver	NHL	15	1	1	2	16	-1	0	0	0	6	-	-	-	-	-
2011-12	Vancouver	NHL	23	1	0	1	37	-2	0	0	0	17	-	-	-	-	-
2012-13	Vancouver	NHL	16	1	0	1	28	E	0	0	0	11	-	-	-	-	-
	CAPITALS	NHL	17	0	1	1	7	-2	0	0	0	10	-	-	-	-	-
CAPITALS TOTALS			17	0	1	1	7	-2	0	0	0	10	-	-	-	-	-
NHL TOTALS			71	3	2	5	88	-5	0	0	0	44	-	-	-	-	-

Third-Team All-ECAC Hockey (2010) • Second Team All-Ivy (2010) • ECAC Hockey All-Academic Team (2007, 2008)



JOEL WARD

Right Wing • Height: 6'1" • Weight: 215 • Shoots: Right
Born: December 2, 1980 (Toronto, Ontario)
Acquired: Signed as a free agent, July 1, 2011

42

2012-13

T-6th on WSH in goals (8) ... Missed the final 9 games due to injury ... Tallied 1g-1a on 4/7 vs. TB ... Scored a SHG on 4/2 at CAR ... Registered an assist on 3/22 at WPG ... Collected 2 assists on 3/17 vs. BUF ... Tallied an assist on 3/9 at NYI ... Scored a goal on 2/27 at PHI ... Registered an assist on 2/14 at TB ... Recorded 2 assists on 2/12 at FLA ... Tallied a goal and an assist on 2/9 vs. FLA ... Scored a goal on 1/31 at TOR ... Registered a goal and an assist and named First Star on 1/27 vs. BUF ... Tallied an assist on 1/25 at NJ ... Scored 2 goals on 1/19 at TB for first multi-goal game with WSH; Led WSH with 5 shots ... Ranked T-1st on the team with 4 points and 3 assists during the postseason.

Career

2011-12: Finished the season T-1st on the team in plus/minus (+12) ... Missed 7 games (3/23-4/5) due to injury ... Assisted on GWG on 2/25 at TOR...Scored his 6th goal of the season on 2/24 vs. MTL ... Assisted on GWG on 1/11 vs. PIT ... Scored his 1st goal since Nov. 5 on Jan. 7 at SJ ... Scored his 4th goal of the season on 11/5 at NYI ... Scored a goal and added an assist on 11/1 vs. ANA; first multi-point game with WSH ... Scored his 2nd goal of the season on 10/22 vs. DET ... Scored his 1st goal of the season and with WSH on 10/20 at PHI ... Tallied his 2nd assist in as many games on 10/10 vs. TB ... Recorded his 100th career NHL point and 1st point as a Capital with his assist on 10/8 vs. CAR ... Made his WSH debut on 10/8 vs. CAR ... Finished ranked t-5th on the team in postseason points ... Finished 5th on WSH in hits (28) during the playoffs ... Ranked t-3rd on WSH in postseason assists ... Had a three-game point streak (1G-2A) from 4/21-4/25 ... Scored the GWG at 2:57 of overtime in Game 7 of ECQF at BOS. **2010-11:** Finished tied for ninth on NSH in points (29), tied for eighth in goals (10), eighth in assists (19) and seventh in penalty minutes (42) ... Finished second on NSH in game-winning goals (4) and fourth in power play goals (5) ... Ranked fourth on the team with 157 shots ... Ranked second among NSH forwards in blocked shots (57), third in takeaways (51) and fourth in hits (67) ... Set career highs in games played (80), penalty minutes, power play goals, game-winning goals, shots and hits ... Played in his 200th career game on 1/5 at ANA ... Scored in three consecutive games March 8-12, including back-to-back game-winning goals against MIN and COL ... Went +11 in home games ... Had four multi-point games ... Led the team in goals (7), assists (6) and points (13) in 12 games during the 2011 Stanley Cup playoffs ... Recorded a point in 10 of NSH's 12 postseason games (including two, five-game streaks) ... Had eight points (4g-4a) in the second round vs. VAN ... Had three points (1g-2a) in Game 5 of the WCSF vs. VAN. **2009-10:** Set a career high in assists (21) ... Also posted personal bests in shots (134) and average ice time (17:32) ... The team went 23-2-1 when he registered a point, and is 20-4-3 since the start of the 2008-09 season when he scores a goal ... Tied a personal best in power-play goals (3) ... Ranked third on the club in even-strength assists (20) ... Finished tied for 16th among NHL forwards in both blocked shots (62) and takeaways (62) ... Ranked second among team forwards in average shorthanded time on ice (1:56) ... Notched his first career three-point game (1g-2a) on Nov. 17 vs. SJ ... Played in his 100th career NHL contest on Oct. 29 vs. CHI ... NSH's nominee for the Bill Masterton Memorial Trophy ... Missed

11 games due to injury ... Tied for second on the team in goals (2) and third in points (4) during the postseason ... Notched an assist in his NHL playoff debut in Game One ... Scored his first career playoff goal and posted a +3 rating in Game Three ... Scored the fourth shorthanded goal in the club's playoff history in Game Five as part of his first career multi-point performance in the playoffs (1g-1a). **2008-09:** Tied for fourth on the club in goals (17) and ranked third in shooting percentage (12.8%) ... One of three Predators to notch multiple shorthanded goals (2) ... Tied for eighth among NHL forwards in blocked shots (69) ... Led NSH forwards in takeaways (60) ... Posted the first multi-goal/point game of his career with a pair, including the game winner, in a 3-0 victory over DAL on Dec. 13 ... Posted two four-game point streaks (3g-4a, Feb. 24-March 6; 2g-2a, March 28-April 3) and one three-game streak (4g-1a, March 16-19) in the final 21 games of the season. **2007-08:** Led the Houston Aeros (AHL) in goals (21), points (41) and tied for second on the club in assists (20) ... Also ranked second on the Aeros in game-winning goals (5) and tied for the club lead in shorthanded markers (2). **2006-07:** Appeared in 11 games with MIN, registering his first NHL point/assist in his fifth career game in his hometown of TOR on Dec. 26, 2006. **2005-06:** Played his first professional season with Houston ... Tied for second on Houston in goals (4) during the 2006 Calder Cup Playoffs ... Also tied for the club lead in plus/minus rating (+4) during the 2006 postseason ... Signed his first pro contract with Houston (AHL) on Dec. 4, 2005.

Junior Career

Played four seasons at the University of Prince Edward Island (2001-05), notching 135 points (76g-76a) in 96 games. **2004-05:** Earned AUS conference MVP honors, the CIS Most Sportsmanlike Player award and was named to the CIS All-Canada team as a senior ... Named U.P.E.I.'s team MVP his sophomore, junior and senior seasons ... One of just three U.P.E.I. Panther alumni to have appeared in an NHL contest ... Spent four seasons with the Owen Sound Attack (OHL) from 1997-2001, registering 152 points (76g-76a) in 235 games.

NHL Transactions

Signed with MIN as a free agent, September 27, 2006 ... Signed with NSH as a free agent, July 14, 2008 ... Signed with Washington as a free agent, July 1, 2011.

Personal

Twitter: @JRandalWard42 ... Nickname: "Ward-o" or "Moose" ... Active in Big Brothers/Big Sisters and the NHL's Hockey is for Everyone initiatives ... Has a sociology degree from U.P.E.I. ... Favorites include West Indian food (favorite food), Bob Marley and Nas (musicians), Barbados (vacation destination), Toronto Blue Jays (non-hockey sports team), Quiet Strength by Tony Dungy (book) and Adam Graves (player growing up) ... Lists Jackie Robinson and Martin Luther King Jr. as the historical figures he would have most like to have met ... Has a cat named Leo.

42 JOEL WARD



vs. the NHL

	GP	G	A	P	PIM
ANA	12	4	4	8	8
BOS	7	0	3	3	0
BUF	9	1	4	5	6
CGY	13	0	3	3	9
CAR	13	1	3	4	4
CHI	21	4	6	10	4
COL	9	2	1	3	6
CBJ	18	1	6	7	4
DAL	12	2	2	4	6
DET	20	7	5	12	2
EDM	14	2	6	8	2
FLA	14	3	4	7	4
LA	12	3	3	6	4
MIN	12	3	3	6	4
MTL	7	1	0	1	2
NSH	2	0	0	0	2
NJ	11	0	1	1	0
NYI	10	2	2	4	4
NYR	10	0	0	0	4
OTT	8	0	1	1	8
PHI	10	3	2	5	4
PHX	12	1	4	5	4
PIT	10	0	4	4	2
SJ	13	5	2	7	4
STL	19	2	3	5	8
TB	11	3	5	8	0
TOR	10	1	3	4	4
VAN	16	2	1	3	4
WSH	4	0	0	0	2
WPG	14	1	2	3	6

Playoffs vs. the NHL

	GP	G	A	P	PIM
ANA	6	3	2	5	6
BOS	7	1	2	3	0
CHI	6	2	2	4	2
NYR	14	1	5	6	12
VAN	6	4	4	8	0

CAREER HIGHLIGHTS

First NHL Game:

12/16/06 (MIN 1 at VAN 2)

First NHL Goal:

10/10/11 (NSH 2 at STL 5, Legace)

First NHL Assist:

12/26/06 (MIN 3 at TOR 4)

Most Goals in a Game:

2 (4 times, last: 1/19/13, WSH 3 at TB 6)

Most Assists in a Game:

2 (10 times, last: 3/17/13 WSH 5 vs BUF 3)

Most Points in a Game:

3 (11/17/09, NSH 4 vs. SJ 3, 1G-2A)

Most Shots in a Game:

7 (1/23/11, NSH 3 at EDM 2 SO)

Most PIM in a Game:

5 (11/6/08, NSH 6 at CGY 7)

Most Ice Time in a Game:

22:13 (11/21/09, NSH 4 vs. CBJ 3 SO)

Longest Goal Streak:

3 (3 times, last: 3/8/11-3/12/11, 3G)

Longest Assist Streak:

3 (3 times, last: 2/9/13-2/14/13, 4A)

Longest Point Streak:

4 (2 times, last: 3/28/09-4/3/09, 2G-2A)

Penalty Shots: None

Shootouts: 0/1

PLAYOFF HIGHLIGHTS

Most Goals in a Game:

2 (5/7/11, NSH 4 at VAN 3)

Most Assists in a Game:

2 (5/8/13, WSH 3 at NYR 4)

Most Points in a Game:

3 (5/7/11, NSH 4 at VAN 3, 2g-1a)

CAREER STATISTICS

Year	Team	League	GP	G	A	Pts	PIM	+/-	PP	SH	GW	S	GP	G	A	Pts	PIM
1997-98	Owen Sound	OHL	47	8	4	12	14	-	-	-	-	-	11	1	1	2	5
1998-99	Owen Sound	OHL	58	19	16	35	23	-	-	-	-	-	16	2	4	6	0
1999-00	Owen Sound	OHL	63	23	20	43	51	-	-	-	-	-	-	-	-	-	-
2000-01	Owen Sound	OHL	67	26	36	62	45	-	-	-	-	-	5	2	4	6	4
	Long Beach	WCHL	-	-	-	-	-	-	-	-	-	-	8	0	0	0	0
2001-02	U.P.E.I	CIS	22	13	14	27	16	-	-	-	-	-	-	-	-	-	-
2002-03	U.P.E.I	CIS	19	11	15	26	24	-	-	-	-	-	-	-	-	-	-
2003-04	U.P.E.I	CIS	27	14	24	38	42	-	-	-	-	-	-	-	-	-	-
2004-05	U.P.E.I	CIS	28	16	28	44	42	-	-	-	-	-	-	-	-	-	-
2005-06	Houston	AHL	66	8	14	22	34	-	-	-	-	-	8	4	2	6	4
2006-07	Minnesota	NHL	11	0	1	1	0	E	0	0	0	12	-	-	-	-	-
	Houston	AHL	64	9	14	23	45	-	-	-	-	-	-	-	-	-	-
2007-08	Houston	AHL	79	21	20	41	47	-	-	-	-	-	4	0	2	2	0
2008-09	Nashville	NHL	79	17	18	35	29	1	3	2	2	133	-	-	-	-	-
2009-10	Nashville	NHL	71	13	21	34	18	-5	3	1	1	134	6	2	2	4	2
2010-11	Nashville	NHL	80	10	19	29	42	-1	5	0	4	157	12	7	6	13	6
2011-12	CAPITALS	NHL	73	6	12	18	20	12	0	0	0	79	14	1	4	5	6
2012-13	CAPITALS	NHL	39	8	12	20	12	7	1	1	1	52	7	1	3	4	6
CAPITALS TOTALS			112	14	24	38	32	19	1	1	1	131	21	2	7	9	12
NHL TOTALS			353	54	83	137	121	14	12	4	8	567	39	11	15	26	20



TOM WILSON

Left Wing • Height: 6'4" • Weight: 217 • Shoots: Right

Born: March 29, 1994 (Toronto, Ontario)

Drafted: Capitals first-round choice, 16th overall, in the 2012 Draft

43

2012-13

Made NHL debut in Game 5 of ECQF vs. NYR ... Became first WSH teenager (19) to make NHL debut in the playoffs ... Recorded four hits in 6:24 in Game 5 vs. NYR ... Skated a career-high 9:02 vs. NYR in Game 7 ... Made professional debut with Hershey (AHL) in Game 3 of the AHL ECQF vs. Providence (5/4) ... Scored his first career AHL goal in Game 4 of the AHL ECQF (5/5) ... Recorded one goal and six penalty minutes in three playoff games ... Skated in 48 games for Plymouth (OHL) ... Ranked sixth on the team in goals (23), third in assists (35), fifth in points (58) and second in PIM (102) ... Earned OHL Player of the Week honors for the week ending 4/21 ... Appeared in 12 playoff games for the Whalers ... ranked second on the team in goals (9), fifth in assists (8), fourth in points and first in penalty minutes (41) during the postseason ... Helped Plymouth reach OHL Western Conference Championship Series where they fell to London in five games ... Earned a hat trick (3g, 0a) against London in Game 2 (4/21) ... Collected six goals, two assists and 12 penalty minutes in his last four games of the championship series.

Junior Career

2011-12: Participated in the CHL Top Prospects Game ... Was voted as the 'Best Body Checker' in the OHL's 2012 Western Conference Coaches Poll and was a runner up for the 'Hardest Worker' category ... Set OHL career highs in games played (49), goals (9), assists (18), points (27), penalty minutes (141) and plus/minus (+17) with Plymouth ... Ranked 11th on the team in points and 1st in penalty minutes despite missing 19 games ... Ranked 2nd on the team in playoff points and t-1st in goals ... Skated in 13 playoff games for the Whalers ... Led Plymouth in postseason penalty minutes and plus/minus (+10). **2010-11:** Skated in 28 games for Plymouth ... Scored three goals and earned three assists ... Ranked 7th on Plymouth in penalty minutes (71) despite only playing 28 games in his OHL rookie season.

International Career

2011: Won a gold medal with Team Canada at the 2011 Ivan Hlinka Memorial Tournament ... posted three goals in five games ... Won gold with Team Ontario at the World Under-17 Hockey Challenge ... recorded one assist and six penalty minutes in four games.

NHL Transactions

Selected by Washington in the first round, 16th overall, in the 2012 Entry Draft.

Personal

Twitter: @Tom_Wilso ... Won the EA Sports NHL 14 Tournament at the 2013 NHLPA Rookie Showcase ... Enjoys skiing and wakeboarding in the offseason ... Aspires to someday travel to every continent ... Enjoys watching Friday Night Lights and reading Harry Potter ... Favorite hockey memory is his 1st NHL Game.

43 TOM WILSON



Playoffs vs. the NHL

	GP	G	A	P	PIM
NYR	3	0	0	0	0

CAREER HIGHLIGHTS

First NHL Game:

5/10/13 (WSH 3 vs NYR 2 OT)

Most Shots in a Game:

2 (5/12/13 WSH 0 vs NYR 1)

Most Ice Time in a Game:

9:02 (5/13/13 WSH 0 at NYR 5)

CAREER STATISTICS

CAREER STATISTICS			Regular Season											Playoffs				
Year	Team	League	GP	G	A	Pts	PIM	+/-	PP	SH	GW	S	GP	G	A	Pts	PIM	
2009-10	Toronto	GTHL	73	52	63	115	148	-	-	-	-	-	-	-	-	-	-	
2010-11	Plymouth	OHL	28	3	3	6	71	0	-	-	-	-	-	-	-	-	-	
	Can. Ontario U17	WHC-17	4	0	1	1	6	-	-	-	-	-	-	-	-	-	-	
2011-12	Plymouth	OHL	49	9	18	27	141	17	-	-	-	-	13	7	6	13	39	
2012-13	CAPITALS	NHL	-	-	-	-	-	-	-	-	-	-	3	0	0	0	0	
	Plymouth	OHL	48	23	35	58	104	36	-	-	-	-	12	9	8	17	41	
	Hershey	AHL	-	-	-	-	-	-	-	-	-	-	3	1	0	1	6	
NHL/CAPITALS Totals			-	-	-	-	-	-	-	-	-	-	3	0	0	0	0	



Goaltender

Height: 6'0" • Weight: 188

Catches: Left

Born: July 13, 1992

(Langley, British Columbia)

Drafted: Undrafted

Acquired: Signed as a free agent, Sept. 21, 2010

BRANDON ANDERSON

CAREER STATISTICS			Regular Season										Playoffs				
Year	Team	League	GP	W	L	T	MIN	GA	SO	GAA	SA	SPCT	GP	W	L	Min	GAA
2008-09	Lethbridge	WHL	5	0	1	0	175	12	0	4.11	90	.882	1	0	1	60	5.00
2009-10	Lethbridge	WHL	37	12	19	2	2009	117	0	3.49	970	.892	-	-	-	-	-
2010-11	Lethbridge	WHL	59	17	26	12	3282	206	0	3.77	1641	.888	-	-	-	-	-
2011-12	Lethbridge	WHL	6	2	3	0	365	23	0	3.78	194	.894	-	-	-	-	-
	Brandon	WHL	31	13	14	0	1562	103	0	3.96	824	.889	1	0	0	45	2.66
2012-13	Reading	ECHL	16	8	6	0	906	48	2	3.18	338	.876	-	-	-	-	-

Career

2012-13: Joined the Reading Royals and appeared in 16 regular-season games ... Posted a 3.18 goals-against average with an .876 save percentage as Reading won the Kelly Cup. **2011-12:** Traded from Lethbridge to Brandon on 10/16 ... Was assigned to Hershey (AHL) on 4/17, but did not appear in any games. **2010-11:** Ranked ninth in the WHL in minutes played with 3282 ... Ranked fifth in the WHL with 1641 saves ... Set career highs in games played (59) and wins (17). **2009-10:** Played in 37 games during his rookie season with Lethbridge ... Second among rookie goaltenders with .970 save percentage and 2009 minutes played. **2008-09:** Stopped 21 out of 26 shots he faced in his first playoff game at Saskatoon for a 5-1 loss (Saskatoon goalie was Caps goaltender Braden Holtby).



Defenseman

Height: 5'11" • Weight: 196

Shoots: Left

Born: December 5, 1986

(St. Esprit, Quebec)

Drafted: Undrafted

Acquired: Signed as a free agent, April 5, 2013

JULIEN BROUILLETTE

CAREER STATISTICS			Regular Season											Playoffs				
Year	Team	League	GP	G	A	Pts	PIM	+/-	PP	SH	GW	S	GP	G	A	Pts	PIM	
2003-04	Chicoutimi	QMJHL	24	0	0	0	7	1	-	-	-	-	18	0	4	4	0	
2004-05	Chicoutimi	QMJHL	65	7	11	18	61	5	-	-	-	-	17	4	4	8	23	
2005-06	Chicoutimi	QMJHL	70	10	42	52	86	53	-	-	-	-	9	1	3	4	8	
2006-07	Chicoutimi	QMJHL	68	10	43	53	52	-15	-	-	-	-	4	1	2	3	8	
2007-08	Columbia	ECHL	67	6	11	17	55	-8	-	-	-	-	13	0	4	4	6	
2008-09	Charlotte	ECHL	70	11	18	29	67	-1	-	-	-	-	6	0	1	1	2	
2009-10	Charlotte	ECHL	47	13	20	33	23	7	-	-	-	-	7	0	5	5	2	
2010-11	Providence	AHL	3	0	1	1	0	1	-	-	-	-	-	-	-	-	-	
	Hartford	AHL	21	1	3	4	4	0	-	-	-	-	-	-	-	-	-	
	Greenville	ECHL	25	11	12	23	8	16	-	-	-	-	1	0	0	0	0	
	Charlotte	AHL	1	0	0	0	0	0	-	-	-	-	-	-	-	-	-	
	Lake Erie	AHL	50	2	15	17	20	17	-	-	-	-	7	1	1	2	-4	
2011-12	Hershey	AHL	74	7	14	21	24	-3	-	-	-	-	3	0	1	1	4	
2012-13	Hershey	AHL	61	2	5	7	35	9	-	-	-	-	5	0	3	3	0	
	Reading	ECHL	1	0	0	0	2	-1	-	-	-	-	-	-	-	-	-	

Career

2012-13: Appeared in 61 games for the Bears ... Registered two goals and five assists ... Ranked second on the team in plus/minus (+9) ... Skated in five playoff games for Hershey ... Ranked third on the team in assists (3) and tied for fourth in points (3) during the postseason ... Appeared in one game for the Reading Royals (ECHL) on 10/17 ... Was assigned to Hershey (AHL) on 10/18. **2011-12:** Registered AHL career highs in games played (74), goals (7), assists (14), and points (21) ... Ranked second among Hershey (AHL) defensemen in assists (14) ... Ranked third among Hershey defensemen in goals (7) and points (21). **2010-11:** Played in 49 games for the Lake Erie Monsters (AHL), scoring two goals and earning 15 assists. **2009-10:** Appeared in 47 games for Charlotte (ECHL) ... Scored a career-high 13 goals and earned 20 assists. **2008-09:** Played in 70 games for Charlotte, scoring 11 goals and earned 18 assists ... Registered an ECHL career-high 67 PIM. **2007-08:** Skated in 67 games for Columbia, earning 17 points (6g, 11a).



Left Wing
Height: 6'1" • Weight: 202
Shoots: Left
Born: January 6, 1990
(Lasalle, Quebec)
Drafted: Anaheim's second-round choice, 35th overall, in the 2008 Entry Draft
Acquired: Traded from TOR in exchange for Kevin Marshall, March 14, 2013

NICOLAS DESCHAMPS

CAREER STATISTICS			Regular Season											Playoffs				
Year	Team	League	GP	G	A	Pts	PIM	+/-	PP	SH	GW	S	GP	G	A	Pts	PIM	
2007-08	Chicoutimi	QMJHL	70	24	43	67	63	12	-	-	-	-	6	2	3	5	6	
	Canada U18	WJC-18	7	3	0	3	2	4	-	-	-	-	-	-	-	-	-	
2008-09	Chicoutimi	QMJHL	65	24	41	65	40	-8	-	-	-	-	4	3	1	4	12	
	Iowa	AHL	2	0	1	1	0	-1	-	-	-	-	-	-	-	-	-	
2009-10	Chicoutimi	QMJHL	31	18	26	44	20	2	-	-	-	-	-	-	-	-	-	
	Moncton	QMJHL	33	21	31	52	20	19	-	-	-	-	15	5	9	14	10	
2010-11	Syracuse	AHL	80	15	31	46	26	-4	-	-	-	-	-	-	-	-	-	
2011-12	Syracuse	AHL	31	5	2	7	10	-7	-	-	-	-	-	-	-	-	-	
	Toronto	AHL	40	7	23	30	14	13	-	-	-	-	17	3	9	12	8	
2012-13	Toronto	AHL	50	7	9	16	26	-1	-	-	-	-	-	-	-	-	-	
	Hershey	AHL	16	3	4	7	2	-3	-	-	-	-	5	1	2	3	2	

Career

2012-13: Appeared in 50 games for the Toronto Marlies (AHL) ... Registered seven goals and nine assists ... Acquired by WSH from TOR in exchange for Kevin Marshall on 3/14 ... Skated in 16 games for Hershey (AHL), scoring three goals and earned four assists ... Appeared in five playoff games for the Bears ... Ranked tied for fourth on the team in points (3) during the postseason. **2011-12:** Played 31 games for Syracuse (AHL) collecting 7 points (5 goals, 2 assists) with 10 penalty minutes ... Played 40 games for the Toronto Marlies (AHL) collecting 30 points (7 goals, 23 assists) with 14 penalty minutes ... Scored a goal in 1st Marlies game Jan. 3 vs. Syracuse ... Collected 3 points (1 goal, 2 assists) Jan. 21 at Outdoor Classic game in Hamilton ... Collected 5 points (2 goals, 3 assists) Feb. 26 vs. Hamilton ... Played 17 playoff games for the Marlies collecting 12 points (3 goals, 9 assists) with 8 penalty minutes ... Ranked t-2nd on team in playoff assists. **2010-11:** Played 80 games for Syracuse collecting 46 points (15 goals, 31 assists) with 26 penalty minutes ... Ranked t-2nd on team in assists ... Ranked t-3rd on team in goals and points. **2009-10:** Split season between Chicoutimi and Moncton (QMJHL) ... Played 31 games for Chicoutimi collecting 44 points (18 goals, 26 assists) with 20 penalty minutes ... Traded from Chicoutimi to Moncton Dec. 23 ... Played 33 games for Moncton collecting 52 points (21 goals, 31 assists) with 20 penalty minutes ... Ranked t-1st with Sean Couturier in QMJHL points ... Ranked 1st on Moncton in goals and points ... Registered a QMJHL season-high 18 game point-streak (from Dec. 11 – Feb. 2) with 35 points (15 goals, 20 assists) ... Played 15 playoff games for Moncton collecting 14 points (5 goals, 9 assists) with 10 penalty minutes ... Named to QMJHL Second All-Star Team. **2008-09:** Played 65 games for Chicoutimi collecting 65 points (24 goals, 41 assists) 40 penalty minutes ... Ranked 2nd on team in assists and 3rd on team in goals and points ... Played 4 playoff games for Chicoutimi collecting 4 points (3 goals, 1 assist) with 12 penalty minutes ... Played 2 games for Iowa (AHL) collecting 1 assist. **2007-08:** Played 70 games for Chicoutimi collecting 67 points (24 goals, 43 assists) with 63 penalty minutes ... Ranked 2nd on team in goals, assists and points ... Played 6 playoff games for Chicoutimi collecting 5 points (2 goals, 3 assists) with 6 penalty minutes ... Named to CHL All-Rookie Team ... Named to QMJHL All-Rookie Team ... Awarded Michel Bergeron Trophy as QMJHL's Offensive Rookie of the Year.



Defenseman
Height: 5'11" • Weight: 192
Shoots: Right
Born: February 26, 1991
(Regina, Saskatchewan)
Drafted: Capitals' fifth-round choice, 145th overall, in the 2009 Entry Draft

BRETT FLEMMING

CAREER STATISTICS			Regular Season											Playoffs				
Year	Team	League	GP	G	A	Pts	PIM	+/-	PP	SH	GW	S	GP	G	A	Pts	PIM	
2007-08	Mississauga	OHL	47	1	9	10	30	-	-	-	-	-	4	0	0	0	6	
	Canada	WJU17	6	0	0	0	0	-	-	-	-	-	-	-	-	-	-	
2008-09	Mississauga	OHL	64	3	25	28	89	-	-	-	-	-	10	1	3	4	2	
2009-10	Mississauga	OHL	68	1	23	24	90	-	-	-	-	-	16	0	5	5	10	
2010-11	Mississauga	OHL	68	4	39	43	79	-	-	-	-	-	20	1	12	13	28	
	Mississauga	M-Cup	5	0	1	1	4	-	-	-	-	-	-	-	-	-	-	
2011-12	Hershey	AHL	21	2	2	4	31	-3	-	-	-	-	-	-	-	-	-	
	South Carolina	ECHL	41	3	10	13	55	12	-	-	-	-	9	2	3	5	8	
2012-13	Hershey	AHL	11	0	1	1	2	-4	-	-	-	-	-	-	-	-	-	
	Reading	ECHL	50	2	13	15	77	4	-	-	-	-	22	5	7	12	28	

Career

2012-13: Split season between Hershey (AHL) and Reading (ECHL) ... Ranked seventh on Reading in PIM (77) ... Ranked third among Reading defensemen in assists (13) and tied for fourth among defensemen in points (15) ... Appeared in 22 playoff games for Reading ... Ranked sixth on the team in goals (5), tied for seventh in assists (7) and tied for fifth in points (12) during the postseason ... Helped guide Reading to Kelly Cup Championship. **2011-12:** Finished first professional season splitting time between Hershey (AHL) and South Carolina (ECHL) ... Ranked 4th in plus/minus on South Carolina ... Assigned to South Carolina on 12/30 ... Ranked t-4th on the team in playoff scoring, 1st among defensemen. 2010-11: Tied for eighth among defensemen in the OHL with 43 points ... Ranked second on the team with 39 assists ... Led his team and the OHL with a +60 rating ... Named to the Third All-Star Team ... Ended the OHL playoffs with eight points (1g-7a) in OHL finals ... Finished sixth among OHL defensemen in playoff points (13) ... Named an alternate captain for Mississauga. **2009-10:** Ranked sixth on Mississauga in assists (23) and 10th in points (24) ... Fourth on the team with 90 PIM ... Finished fifth on the team at +22 ... **2008-09:** Finished tied for eighth on the team and third among defensemen with 28 points (3g-25a) in 64 games for the Mississauga St. Michael's Majors in the OHL ... Started the season with a four-game assist streak (5a) ... Had back-to-back two-point games on 12/14-19 ... Had his best month in December with eight points (1g-7a) in 11 games ... Had one goal and three assists in 10 playoff games. **2007-08:** Registered one goal, nine assists and ended the season with a +15 rating during his first season in the OHL ... Played in four playoff games ... Won Gold Medal for Canada in the World Juniors Under-17.




Right Wing
Height: 6'1" • Weight: 192
Shoots: Right
Born: January 17, 1992
(Moscow, Russia)
Drafted: Capitals' third-round choice,
86th overall, in the 2010 Entry Draft

STANISLAV GALIEV

CAREER STATISTICS			Regular Season											Playoffs				
Year	Team	League	GP	G	A	Pts	PIM	+/-	PP	SH	GW	S	GP	G	A	Pts	PIM	
2008-09	Indiana	USHL	60	29	35	64	46	-	-	-	-	-	13	5	4	9	8	
2009-10	Saint John	QMJHL	67	15	45	60	38	-	-	-	-	-	21	8	11	19	14	
2010-11	Saint John	QMJHL	64	37	28	65	40	-	-	-	-	-	19	10	17	27	12	
	Saint John	M. Cup	-	-	-	-	-	-	-	-	-	-	4	1	2	3	6	
2011-12	Saint John	QMJHL	20	13	6	19	16	4	-	-	-	-	17	16	18	34	6	
	Saint John	M. Cup	-	-	-	-	-	-	-	-	-	-	4	1	1	2	2	
2012-13	Hershey	AHL	17	0	1	1	8	-4	-	-	-	-	-	-	-	-	-	
	Reading	ECHL	46	23	24	47	32	16	-	-	-	-	10	4	7	11	6	

Career

2012-13: Split the season between Hershey (AHL) and Reading (ECHL) ... Ranked second among Reading skaters in goals (23), fifth in points (47) and sixth in assists (24) ... Skated in 10 playoff games for the Royals ... Ranked tied for seventh in assists (7) during the postseason ... Helped guide Reading to Kelly Cup Championship ... Skated in 17 games for Hershey ... Earned his first AHL point with an assist vs. Rochester (10/20). **2011-12:** Finished t-7th on Saint John in goals despite missing 48 games due to injury ... Helped Saint John reach the Memorial Cup for the second straight year ... Led the league in goals and points (tied) while helping Saint John win its second consecutive QMJHL championship. **2010-11:** Ranked second in the league with nine game-winning goals ... Set career highs in goals (37) and points (65) ... Ranked fifth in the league with 27 points (10g-17a) in 19 playoff games en route to the QMJHL championship. **2009-10:** Named to the QMJHL All-Rookie Team ... Played in the CHL/NHL Top Prospects Game and the QMJHL All-Star Game ... Was ranked 20th among North American skaters eligible for the 2010 NHL Entry Draft by Central Scouting ... Ranked fourth on Saint John in points (60) and second in assists (45) ... Ranked fourth on the team (second among forwards) at +41 ... He led QMJHL rookies in assists and plus/minus rating and was second in points ... Finished fourth on the team in playoff scoring with 19 points (8g-11a) in 21 games ... Led all QMJHL rookies in playoff scoring.



Defenseman
Height: 5'9" • Weight: 165
Shoots: Left
Born: December 20, 1986
(Morden, Manitoba)
Drafted: Undrafted
Acquired: Traded from MIN in exchange
for a conditional seventh-round pick in
the 2014 Entry Draft, March 14, 2013

CHAY GENOWAY

CAREER STATISTICS			Regular Season											Playoffs				
Year	Team	League	GP	G	A	Pts	PIM	+/-	PP	SH	GW	S	GP	G	A	Pts	PIM	
2004-05	Shattuck St. Mary's	USHS	65	20	43	63	62	-	-	-	-	-	-	-	-	-	-	
2005-06	Vernon	BCHL	56	17	32	49	72	-	-	-	-	-	10	0	8	8	0	
2006-07	North Dakota	NCAA	43	5	14	19	42	13	-	-	-	-	-	-	-	-	-	
2007-08	North Dakota	NCAA	38	8	21	29	46	16	-	-	-	-	-	-	-	-	-	
2008-09	North Dakota	NCAA	42	3	29	32	46	5	-	-	-	-	-	-	-	-	-	
2009-10	North Dakota	NCAA	9	4	6	10	6	2	-	-	-	-	-	-	-	-	-	
2010-11	North Dakota	NCAA	36	6	31	37	26	12	-	-	-	-	-	-	-	-	-	
2011-12	Minnesota	NHL	1	0	1	1	0	0	-	-	-	-	-	-	-	-	-	
	Houston	AHL	72	7	29	36	29	-1	-	-	-	-	4	0	0	0	4	
2012-13	Houston	AHL	53	4	15	19	41	11	-	-	-	-	-	-	-	-	-	
	Hershey	AHL	12	1	5	6	8	3	-	-	-	-	1	0	0	0	4	
NHL TOTALS			1	0	1	1	0	0	-	-	-	-	-	-	-	-	-	

Career

2012-13: Split season between Houston (AHL) and Hershey (AHL) ... Skated in 53 games for Houston ... Ranked third among Aeros defensemen in points (19), goals (4) and assists (15) ... Acquired by WSH from MIN in exhnage for a conditional seventh-round pick in the 20014 Entry Draft (3/14) ... Appeared in 12 games for Hershey, scoring one goal and registering five assists ... Skated in one playoff game for Hershey. **2011-12:** Made NHL debut vs. Phoenix (4/7) ... Tallied first NHL point (assist) and skated 18:16 ... Skated in 72 games for Houston (AHL) ... Led Aeros defensemen in points (36), goals (7) and assists (29) ... Appeared in four playoff games for Houston. **2010-11:** Skated in 36 games for North Dakota (NCAA) ... Became the fourth-highest scoring defenseman in Fighting Sioux history ... His 168 games played are tied for the most by a UND defenseman ... Ranks tied for second all-time among North Dakota defenseman in game-winning goals (seven), fourth in power-play goals (14), fifth in assists (101), and seventh in goals (26) ... Served as team captain from 2009-11.



Goaltender
Height: 6'1" • Weight: 190
Catches: Left
Born: November 25, 1991
(Rosenheim, Germany)
Drafted: Capitals' fourth-round choice, 112th overall, in the 2010 Entry Draft

PHILIPP GRUBAUER

CAREER STATISTICS			Regular Season										Playoffs				
Year	Team	League	GP	W	L	T	MIN	GA	SO	GAA	SA	SPCT	GP	W	L	Min	GAA
2006-07	Rosenheim Jr	Ger. Jr	6	-	-	-	354	49	-	8.32	-	-	3	-	-	180	4.00
2007-08	Rosenheim Jr	Ger. Jr	23	-	-	-	1,288	71	-	3.31	-	-	3	-	-	181	2.65
	Rosenheim	German-3	5	-	-	-	307	14	1	2.74	-	-	7	-	-	420	1.71
2008-09	Belleville	OHL	17	7	8	0	947	62	0	3.93	-	.888	1	0	0	56	4.29
	Germany	WJC	6	0	3	0	109	12	0	6.61	-	-	-	-	-	-	-
2009-10	Windsor	OHL	19	13	1	2	1,011	40	2	2.37	-	.906	18	16	2	1094	2.69
	Windsor	M-Cup	4	4	0	0	-	-	-	2.14	-	.930	-	-	-	-	-
2010-11	Belleville	OHL	31	10	14	5	1,717	90	0	3.15	-	.913	-	-	-	-	-
	Kingston	OHL	38	22	13	3	2,239	135	2	3.62	-	.903	-	-	-	-	-
	Germany	WJC	6	0	4	0	175	13	0	4.44	-	.888	-	-	-	-	-
2011-12	South Carolina	ECHL	43	23	13	0	2,536	94	1	2.22	1,057	.918	-	-	-	-	-
2012-13	CAPITALS	NHL	2	0	1	0	84	5	0	3.57	59	0.915	-	-	-	-	-
	Reading	ECHL	26	19	5	1	1,542	59	0	2.30	667	.912	-	-	-	-	-
	Hershey	AHL	28	15	9	2	1,624	61	2	2.25	756	.919	-	-	-	-	-
NHL TOTALS			2	0	1	0	84	5	0	3.57	59	0.915	-	-	-	-	-

Career

2012-13: Made first career NHL start and stopped 40 shots on 3/9 at NYI ... Made NHL debut on 2/27 at PHI, stopping all 14 shots he faced in 25:05 of ice time ... Compiled an 15-9-2 record with a 2.25 goals-against average, a .919 save percentage and two shutouts (he also combined for second shutout with Dany Sabourin on 1/13) in 28 games during his rookie season with Hershey ... Named a starter in the ECHL All-Star game after compiling a record of 19-5-1 with a 2.30 goals-against average and a .912 save percentage in 26 games with Reading. **2011-12:** Played his first professional season and was named to the ECHL All-Rookie Team ... Ranked 3rd in the league in GAA and t-7th in SPCT ... Ranked 6th in wins despite missing eight games due to injury ... Was named ECHL Goaltender of the Month in November and Rookie of the Month in January. **2010-11:** Played in 38 games for Kingston ... Went 22-13-3 with two shutouts, a 3.62 GAA and .903 save percentage ... Went 7-2-1 with a 3.11 GAA and a .914 save percentage in nine games in November ... Stopped all 44 shots he faced for his first shutout of the season on 9/25 at Belleville ... Had a six-game winning streak from 10/30-11/19 ... Stopped a season-high 53 shots on 10/30 ... Went 11-7-2 on the road. **2009-10:** Was traded to Kingston (OHL) in the offseason ... Led Windsor to the OHL title and the Memorial Cup championship ... Went a combined 29-3-2 between regular season and playoffs for Windsor ... Named the OHL Goaltender of the Month for January ... Won all four starts in the Memorial Cup, with a 2.14 GAA and a .930 save percentage ... Led Germany to the championship of the Division I Group A World Junior Championship ... Named Germany's best player in the tournament ... Allowed only three goals in five games (0.64 GAA, .974 save percentage). **2008-09:** Represented Germany in the World Junior Championship.



Defenseman
Height: 6'1" • Weight: 191
Shoots: Right
Born: February 25, 1989
(Livingston, New Jersey)
Drafted: Kings' fifth-round choice, 126th overall, in the 2009 Entry Draft
Acquired: Signed as a free agent, July 5, 2013

DAVID KOLOMATIS

CAREER STATISTICS				Regular Season										Playoffs				
Year	Team	League	GP	G	A	Pts	PIM	+/-	PP	SH	GW	S	GP	G	A	Pts	PIM	
2004-05	New Jersey	AtJHL	32	0	10	10	12	-	-	-	-	-	-	-	-	-	-	
2005-06	U.S. National U17	USDP	19	1	0	1	0	-	-	-	-	-	-	-	-	-	-	
	U.S. National U18	NAHL	16	1	0	1	4	-	-	-	-	-	-	-	-	-	-	
	USA U17	WHC-17	6	0	0	0	0	-	-	-	-	-	-	-	-	-	-	
2006-07	Owen Sound	OHL	67	4	16	20	54	-6	-	-	-	-	4	0	0	0	-8	
2007-08	Owen Sound	OHL	68	9	36	45	68	-25	-	-	-	-	-	-	-	-	-	
2008-09	Owen Sound	OHL	63	18	28	46	52	-5	-	-	-	-	4	2	2	4	-8	
	Providence	AHL	4	0	0	0	0	4	-	-	-	-	16	0	1	1	2	
2009-10	Manchester	AHL	76	8	21	29	30	0	-	-	-	-	15	0	1	1	2	
2010-11	Manchester	AHL	70	8	20	28	58	-13	-	-	-	-	7	2	2	4	2	
2011-12	Manchester	AHL	58	5	20	25	12	-3	-	-	-	-	4	0	1	1	4	
2012-13	Manchester	AHL	46	8	20	28	18	-1	-	-	-	-	4	0	0	0	6	

Career

2012-13: Appeared in 46 games for Manchester (AHL) ... Ranked first among Manchester defensemen in points (28), goals (8) and assists (20) ... Skated in four playoff games for the Monarchs. **2011-12:** Appeared in 58 games for Manchester ... Ranked third among Monarchs defensemen in goals (5) and fourth in assists (20) and points (25) ... Skated in four playoff games for Manchester. **2010-11:** Appeared in 70 games for the Monarchs ... Ranked second among Manchester defensemen in goals (8), assists (20), points (28) and penalty minutes (58) ... Skated in seven playoff games for the Monarchs ... Ranked tied for second among Manchester defensemen in points (4) during the postseason. **2009-10:** Appeared in a career-high 76 games for Manchester ... Ranked second among Monarch defensemen in goals (8) and assists (21) and ranked t-2nd in points (29) ... Skated in 15 playoff games for Manchester.



Center
Height: 6'0" • Weight: 212
Shoots: Right
Born: May 25, 1991
(Kitchener, Ontario)
Drafted: Predators' third-round choice, 72nd overall, in the 2009 Entry Draft
Acquired: Traded to WSH from NSH with Martin Erat in exchange for Filip Forsberg, April 3, 2013

MICHAEL LATTA

CAREER STATISTICS			Regular Season												Playoffs				
Year	Team	League	GP	G	A	Pts	PIM	+/-	PP	SH	GW	S	GP	G	A	Pts	PIM		
2007-08	Ottawa	OHL	50	14	14	28	78	1	-	-	-	-	4	0	1	1	2		
2008-09	Ottawa	OHL	23	8	13	21	32	-4	-	-	-	-	-	-	-	-	-		
2009-10	Guelph	OHL	42	14	22	36	60	-6	-	-	-	-	4	0	2	2	12		
	Guelph	OHL	58	33	40	73	157	18	-	-	-	-	5	2	7	9	14		
	Milwaukee	AHL	0	0	0	0	0	0	-	-	-	-	1	0	0	0	0		
2010-11	Guelph	OHL	68	34	55	89	158	-4	-	-	-	-	6	5	5	10	11		
2011-12	Milwaukee	AHL	4	0	1	1	2	1	-	-	-	-	7	0	0	0	12		
	Milwaukee	AHL	51	14	14	28	100	8	-	-	-	-	3	0	1	1	2		
2012-13	Milwaukee	AHL	67	9	26	35	184	9	-	-	-	-	-	-	-	-	-		
	Hershey	AHL	9	1	2	3	14	-3	-	-	-	-	5	2	1	3	6		

Career

2012-13: Appeared in 67 games for Milwaukee (AHL) ... Ranked second on Milwaukee in assists (26) and fourth in points (35) ... Traded to WSH along with Martin Erat in exchange for Filip Forsberg, (4/3) ... Skated in nine games for Hershey (AHL) ... Appeared in five playoff games for the Bears ... Ranked t-3rd on the team in goals and t-4 in points during the postseason. **2011-12:** One of three American Hockey League rookies to post at least 25 points and 100 penalty minutes ... Tied for 13th in the AHL, and led the Admirals, in shooting percentage (18.2) ... Tied for the team lead in shootout goals (3), and ranked second on the club in shootout percentage (.600) ... **2010-11:** Served as a co-captain of the Guelph Storm (OHL) ... Ranked ninth in the OHL in points (89) and tied for fifth in assists (55) ... Ranked fourth in the OHL in penalty minutes (158) and 11th in power-play assists (24) ... The only player in the OHL to post more than 60 points and more than 120 penalty minutes ... Finished first in the "Best on Face-offs" category and second in the "Best Stickhandler" category in the annual OHL Western Conference Coaches' Poll in 2011 ... Guelph's nominee for the 2011 Mickey Renaud Captain's Trophy for leadership on and off the ice ... Co-recipient of Glad Mowatt Award as Guelph team MVP in 2011, in addition to being award the Storm's 2011 Leadership Award, Biltmore Hat Trick Award (team-high three hat tricks), and Tony Camilleri Memorial Playmaker Trophy (most assists) ... Registered team highs in points (10), goals (5) and power-play goals (4) during the 2011 OHL Playoffs. **2009-10:** Played his first full season with Guelph ... Ranked third on the team in goals (33), assists (40) and points (73) ... Led the Storm, and tied for fifth in the league, in game-winning goals (8) ... Led his team, and tied for eighth in the OHL in penalty minutes (157) ... The only player in the OHL ranked in the Top 25 in points, goals and penalty minutes ... Received the third-most votes in the 2010 OHL Western Conference Coaches' Poll for Best Stickhandler ... Selected to Team OHL in the 2009 Subway Super Series, but did not play due to injury ... Led team in 2010 playoff points (9) and assists (7)... **2008-09:** Participated in the 2009 CHL Top Prospects Game, playing for Team Orr ... Won the accuracy shooting event during the skills competition at the Top Prospects Game, knocking out four targets on six shots.



Center
Height: 5'10" • Weight: 204
Shoots: Left
Born: February 3, 1988
(Hamilton, Ontario)
Drafted: Blackhawks' seventh-round choice, 186th overall, in the 2006 Entry draft
Acquired: Traded from CHI in exchange for Matt Beaudoin, January 31, 2013

PETER LEBLANC

CAREER STATISTICS			Regular Season												Playoffs				
Year	Team	League	GP	G	A	Pts	PIM	+/-	PP	SH	GW	S	GP	G	A	Pts	PIM		
2003-04	Hamilton	OPJHL	1	0	0	0	0	-	-	-	-	-	-	-	-	-	-		
2004-05	Hamilton	OPJHL	49	14	22	36	23	-	-	-	-	-	-	-	-	-	-		
2005-06	Hamilton	OPJHL	21	10	12	22	25	-	-	-	-	-	-	-	-	-	-		
2006-07	New Hampshire	NCAA	39	1	4	5	4	1	-	-	-	-	-	-	-	-	-		
2007-08	New Hampshire	NCAA	37	5	10	15	16	0	-	-	-	-	-	-	-	-	-		
2008-09	New Hampshire	NCAA	38	14	16	30	8	14	-	-	-	-	-	-	-	-	-		
2009-10	New Hampshire	NCAA	39	14	21	35	24	9	-	-	-	-	-	-	-	-	-		
2010-11	Rockford	AHL	57	12	18	30	12	-8	-	-	-	-	-	-	-	-	-		
	Toledo	ECHL	22	8	14	22	6	0	-	-	-	-	-	-	-	-	-		
2011-12	Rockford	AHL	72	24	20	44	14	4	-	-	-	-	-	-	-	-	-		
2012-13	Rockford	AHL	34	4	8	12	15	-5	-	-	-	-	-	-	-	-	-		
	Hershey	AHL	33	8	10	18	4	-2	-	-	-	-	5	0	8	8	0		

Career

2012-13: Split season between Rockford (AHL) and Hershey (AHL) ... Appeared in 34 games for Rockford ... Scored eight goals and registered 10 assists ... Traded by CHI to WSH for Matt Beaudoin on 1/31 ... Skated in 33 games for Hershey ... Earned eight goals and 10 assists ... Appeared in five playoff games for the Bears ... Led the team in assists (8) and points (8) during the postseason. **2011-12:** Skated in 72 games for Rockford ... Ranked first among Rockford skaters in goals (24), second in points (44) and fifth in assists (20). **2010-11:** Split season between Rockford (AHL) and Toledo (ECHL) ... Skated in 57 games for Rockford, ranking t-6th in goals (12). **2009-10:** Skated in 39 games for UNH (NCAA) ... Ranked t-3rd on the team in goals (14), fourth in assists (21) and fifth in points (35). **2008-09:** Ranked third on the University of New Hampshire (Hockey East) with 14 goals and tied for third with 30 points, both career highs, during his junior year ... Ranked fourth with 16 assists and accrued eight penalty minutes while appearing in all 38 tilts ... Helped the club reach the NCAA Northeast Regional Final ... Tallied two goals, including the overtime-winner, in UNH's 6-5 win over North Dakota in the NCAA Northeast Regional Semifinal on March 28.



Goaltender
Catches: Left
Height: 6'0" • Weight: 185
Born: July 31, 1984
(Williamsville, New York)
Drafted: Undrafted
Acquired: Signed as a free agent, July 8, 2013

DAVID LEGGIO

CAREER STATISTICS			Regular Season										Playoffs				
Year	Team	League	GP	W	L	T	MIN	GA	SO	GAA	SA	SPCT	GP	W	L	Min	GAA
2003-04	Capital District	EJHL	5	-	-	-	-	-	-	2.97	-	-	-	-	-	-	-
2004-05	Clarkson	NCAA	5	-	-	-	-	-	-	2.97	-	.908	-	-	-	-	-
2005-06	Clarkson	NCAA	23	-	-	-	-	-	-	2..57	-	.913	-	-	-	-	-
2006-07	Clarkson	NCAA	37	-	-	-	-	-	-	2.16	-	.930	-	-	-	-	-
2007-08	Clarkson	NCAA	38	-	-	-	-	-	-	2.19	-	.910	-	-	-	-	-
2008-09	Binghamton	AHL	1	-	-	-	30	2	0	4.06	-	.778	-	-	-	-	-
	Florida	ECHL	39	0	1	-	-	-	-	2.26	-	.916	11	-	-	-	2.45
2009-10	Albany	AHL	1	0	1	-	60	7	0	7.00	-	.788	-	-	-	-	-
	TPS	SM-liiga	30	-	-	-	-	-	-	2.93	-	.900	7	-	-	-	1.57
2010-11	Portland	AHL	36	22	12	-	1993	93	3	2.80	-	.911	9	-	-	-	3.18
2011-12	Rochester	AHL	54	28	24	-	3243	142	2	2.63	-	.917	3	-	-	-	3.76
2012-13	Rochester	AHL	64	38	24	-	3799	162	4	2.56	-	.924	2	-	-	-	.830

Career

2012-13: Led the AHL in wins, saves, games and minutes played ... Recorded career-high in games played and minutes played ... Named Amerks team MVP for second-straight season. **2011-12:** Led the AHL in saves and finished second in minutes played ... Finished third in wins among AHL netminders. **2010-11:** Finished the season 16th among AHL goaltenders in goals-against-average and 14th in save percentage ... Finished eighth in wins, minutes played and saves during the postseason ... Won 10 straight games (1/14-3/13) . **2009-10:** Posted a league-best 1.57 goals-against average and a .942 save percentage in seven postseason games. **2008-09:** Ranked 10th among ECHL goaltenders in postseason saves and third in minutes played and in wins and ninth in goals-against average. **2007-08:** Made his professional debut with the Binghamton Senators on 4/13 vs Hershey




Right Wing
Height: 5'11" • Weight: 186
Shoots: Right
Born: September 2, 1991
(Regina, Saskatchewan)
Drafted: Capitals' sixth-round choice, 175th overall, in the 2009 Entry Draft

GARRETT MITCHELL

CAREER STATISTICS			Regular Season											Playoffs				
Year	Team	League	GP	G	A	Pts	PIM	+/-	PP	SH	GW	S	GP	G	A	Pts	PIM	
2006-07	Regina	WHL	4	0	1	1	2	-	-	-	-	-	-	-	-	-	-	
2007-08	Regina	WHL	62	8	5	13	73	-	-	-	-	-	6	1	0	1	6	
2008-09	Regina	WHL	71	10	5	15	140	-	-	-	-	-	-	-	-	-	-	
2009-10	Regina	WHL	57	15	16	31	110	-	-	-	-	-	-	-	-	-	-	
	Hershey	AHL	1	0	0	0	0	-	-	-	-	-	-	-	-	-	-	
2010-11	Regina	WHL	70	18	34	52	140	-	-	-	-	-	-	-	-	-	-	
	Hershey	AHL	2	0	0	0	5	-	-	-	-	-	-	-	-	-	-	
2011-12	Hershey	AHL	65	6	9	15	85	-	-	-	-	-	5	1	0	1	0	
	South Carolina	ECHL	2	0	0	0	7	-	-	-	-	-	-	-	-	-	-	
2012-13	Hershey	AHL	75	15	15	30	94	-	-	-	-	-	5	1	0	1	4	

Career

2012-13: Appeared in 75 games for Hershey (AHL) ... Ranked t-5th on the Bears in goals (15), t-7th in assists (15) and t-6th in points (30) ... Skated in five playoff games for Hershey ... Registered one goal and four PIM during the postseason ... Scored a goal in Game 2 against Providence, his second career AHL playoff goal (4/28). **2011-12:** Finished sixth on Hershey in penalty minutes ... Played in 67 games in his first full season of professional hockey ... Scored first professional goal on Oct. 28 at Springfield ... Tallied first professional multi-point game on March 16 at Adirondack ... Tallied first professional playoff goal on April 21 at Wilkes-Barre Scranton. **2010-11:** Recorded career highs in goals (18), assists (34), points (52) and tied for his career best with 140 penalty minutes ... Tied for the team lead in penalty minutes, was second in goals and points and was third in assists ... Won the Bill Hicke Memorial Award as the most popular player and was named the M.P. (Mike) Kartusch Memorial Award winner for community involvement ... Named captain of the Regina Pats for the 2010-11 season ... Signed an entry-level contract with Washington on March 19, 2011 and appeared in two games with Hershey following the WHL season. **2009-10:** Ranked 10th on Regina (WHL) in scoring (31 points) and fourth in PIM (110) ... Made his professional debut for Hershey (AHL) after his WHL season and was on the roster when the Bears won the 2010 Calder Cup. **2008-09:** Recorded 10 goals and 15 points in 71 games for Regina ... Led the Pats with 140 PIM.



Right Wing

Height: 6'0" • Weight: 209

Shoots: Right

Born: July 17, 1990

(Montreal, Quebec)

Drafted: Atlanta's third-round choice, 64th overall, in the 2008 Entry Draft

Acquired: Along with a fourth-round draft pick in the 2012 Entry Draft from Winnipeg for Eric Fehr, July 8, 2011

DANICK PAQUETTE

DA-nihk pa-KETT

CAREER STATISTICS			Regular Season											Playoffs				
Year	Team	League	GP	G	A	Pts	PIM	+/-	PP	SH	GW	S	GP	G	A	Pts	PIM	
2007-08	Lewiston	QMJHL	63	29	13	42	213	-	-	-	-	-	5	1	2	3	30	
2008-09	Lewiston	QMJHL	61	25	25	50	230	-	-	-	-	-	2	1	2	3	25	
	Chicago	AHL	4	0	0	0	12	-	-	-	-	-	-	-	-	-	-	
2009-10	Québec	QMJHL	64	36	29	65	136	-	-	-	-	-	5	1	3	4	21	
2010-11	Gwinnett	ECHL	59	13	7	20	179	-	-	-	-	-	-	-	-	-	-	
2011-12	South Carolina	ECHL	31	6	11	17	118	-	-	-	-	-	-	-	-	-	-	
	Utah	ECHL	9	0	0	0	64	-	-	-	-	-	-	-	-	-	-	
	Chicago	ECHL	13	7	4	11	27	-	-	-	-	-	-	-	-	-	-	
2012-13	Hershey	AHL	2	0	0	0	5	-1	-	-	-	-	-	-	-	-	-	
	Reading	ECHL	19	2	5	7	78	0	-	-	-	-	-	-	-	-	--	

Career

2012-13: Split season between Reading (ECHL) and Hershey (AHL) ... Skated in two games for Hershey ... Played in his first AHL game since 2008-09 on 2/9 against Binghamton ... Skated in 19 games for Reading ... Ranked sixth on the team in PIM (78). **2011-12:** Finished fourth in the ECHL in penalty minutes (209) ... Played for three different ECHL teams. **2010-11:** Led Gwinnett in penalty minutes (179) ... Finished eighth on the Gladiators in points (20), fourth in goals (13) and fourth in games played (59). **2009-10:** Led the Remparts in goals (36) and penalty minutes (136) ... Tied for 10th in the QMJHL in goals and sixth in penalty minutes ... Was one of only two players to rank in the Top-10 in both goals and penalty minutes. **2008-09:** Led the QMJHL in penalty minutes (230) ... Second on Lewiston in points (50), goals (25) and finished fifth in assists (25). **2007-08:** Led Lewiston in penalty minutes (213) and fourth in points (42). **2006-07:** Helped Lewiston win the QMJHL championship in his rookie season.



Right Wing

Height: 6'4" • Weight: 221

Shoots: Right

Born: June 14, 1987

(Brookfield, Wisconsin)

Drafted: Undrafted

Acquired: Traded to WSH from PHX in exchange for Matt Clarkson, April 2, 2013.

JOEL RECHLICZ

CAREER STATISTICS			Regular Season											Playoffs				
Year	Team	League	GP	G	A	Pts	PIM	+/-	PP	SH	GW	S	GP	G	A	Pts	PIM	
2004-05	Northern Michigan	NOJHL	25	3	1	4	54	-	-	-	-	-	14	2	2	4	16	
	Santa Fe	NAHL	3	0	1	1	29	-	-	-	-	-	-	-	-	-	-	
2005-06	Northern Michigan	NOJHL	6	0	2	2	11	-	-	-	-	-	-	-	-	-	-	
	Des Moines	USHL	2	0	0	0	4	-1	-	-	-	-	-	-	-	-	-	
	Indiana	USHL	2	0	0	0	16	0	-	-	-	-	-	-	-	-	-	
	Gatineau	QMJHL	3	0	0	0	17	0	-	-	-	-	-	-	-	-	-	
2006-07	Chicoutimi	QMJHL	55	0	1	1	159	-2	-	-	-	-	1	0	0	0	2	
	Chicago	UHL	2	0	0	0	9	-2	-	-	-	-	-	-	-	-	-	
2007-08	Kalamazoo	IHL	25	1	0	1	100	0	-	-	-	-	-	-	-	-	-	
	Albany	AHL	25	0	1	1	106	-1	-	-	-	-	-	-	-	-	-	
2008-09	Islanders	NHL	17	0	1	1	68	-1	-	-	-	-	-	-	-	-	-	
	Bridgeport	AHL	4	0	0	0	12	0	-	-	-	-	-	-	-	-	-	
	Utah	ECHL	45	0	1	1	110	-17	-	-	-	-	-	-	-	-	-	
2009-10	Islanders	NHL	6	0	0	0	27	-2	-	-	-	-	-	-	-	-	-	
	Bridgeport	AHL	21	0	0	0	128	-3	-	-	-	-	-	-	-	-	-	
2010-11	Hershey	AHL	28	1	0	1	132	-4	-	-	-	-	-	-	-	-	-	
2011-12	CAPITALS	NHL	3	0	0	0	10	0	-	-	-	-	-	-	-	-	-	
	Hershey	AHL	44	1	1	2	267	-4	-	-	-	-	-	-	-	-	-	
2012-13	Portland	AHL	36	0	0	0	149	-7	-	-	-	-	-	-	-	-	-	
	Hershey	AHL	4	0	0	0	5	0	-	-	-	-	-	-	-	-	-	
CAPITALS TOTALS			3	0	0	0	10	0	-	-	-	-	-	-	-	-	-	
NHL TOTALS			26	0	1	1	105	-3	-	-	-	-	-	-	-	-	-	

Career

2012-13: Finished ranked third on Hershey and 21st in the league in penalty minutes. **2011-12:** Scored one goal and one assist with Hershey ... Named Hershey's AHL Man of the Year...Ranked second in the AHL in PIM (267) ... Made his Washington debut vs. Tampa Bay (1/31) ... Appeared in three games with WSH, recording 10 penalty minutes. **2010-11:** Appeared in 28 games with Hershey ... Finished second on the team in penalty minutes (132) ... Scored first AHL goal 2/19/11 vs. Bridgeport. **2009-10:** Finished fourth in penalty minutes on Bridgeport (132) ... Appeared in six games with NYI and totaled 27 PIM ... Recorded first NHL point 3/5/09 (1 assist) vs. NYR.



Defenseman
Height: 6'2" • Weight: 204
Shoots: Left
Born: October 7, 1988
(Carmel, Ind.)
Drafted: Undrafted
Acquired: Signed as a free agent, March 27, 2012

CAMERON SCHILLING

CAREER STATISTICS			Regular Season											Playoffs				
Year	Team	League	GP	G	A	Pts	PIM	+/-	PP	SH	GW	S	GP	G	A	Pts	PIM	
2007-08	Indiana	USHL	55	2	8	10	91	4	-	-	-	-	4	0	0	0	2	
2008-09	Miami Univ.	NCAA	25	0	7	7	43	6	-	-	-	-	-	-	-	-	-	
2009-10	Miami Univ.	NCAA	42	4	15	19	58	20	-	-	-	-	-	-	-	-	-	
2010-11	Miami Univ.	NCAA	38	3	14	17	34	19	-	-	-	-	-	-	-	-	-	
2011-12	Miami Univ.	NCAA	39	1	13	14	20	13	-	-	-	-	-	-	-	-	-	
2012-13	Hershey	AHL	7	0	0	0	14	-3	-	-	-	-	4	2	0	2	4	
	CAPITALS	NHL	1	0	0	0	0	-1	-	-	-	-	-	-	-	-	-	
	Hershey	AHL	70	7	9	16	61	5	-	-	-	-	5	0	1	1	4	
NHL/CAPITALS TOTALS			1	0	0	0	0	-1	-	-	-	-	-	-	-	-	-	

Career

2012-13: Played in his first NHL game 3/12 at CAR ... Appeared in 70 games with Hershey and finished the season plus-five with 61 penalty minutes .. Finished 13th on Hershey in goals. **2011-12:** Helped Miami to a 24-15-2 record during the regular season before falling to the University of Massachusetts-Lowell in the NCAA tournament ... Helped Miami finish the regular season with the top-ranked defense in the Central Collegiate Hockey Association (CCHA), allowing just 1.97 goals per game ... Signed with WSH on March 27 ... Skated in his first AHL game on 4/1 vs. BNG ... Played first AHL playoff goal on 4/25 vs. WBS ... Had a two-game goal streak during the postseason (4/25-4/27). **2010-11:** Finished 2nd among Miami defensemen in points ... Helped Miami win the CCHA Championship. **2009-10:** Set career highs in games played, goals, assists, points and penalty minutes ... Helped Miami win the CCHA regular-season championship ... Appeared in the NCAA Frozen Four tournament at Verizon Center ... Finished 2nd among Ohio defensemen in points. **2008-09:** Made his collegiate debut with Miami. **2007-08:** Was teammates with current Capital John Carlson at Indiana.



Defenseman
Height: 6'0" • Weight: 198
Shoots: Left
Born: July 16, 1991
(St. Cloud, Minn.)
Drafted: Undrafted
Acquired: Signed as a free agent, April 2, 2013

NATE SCHMIDT

CAREER STATISTICS			Regular Season											Playoffs				
Year	Team	League	GP	G	A	Pts	PIM	+/-	PP	SH	GW	S	GP	G	A	Pts	PIM	
2008-09	St. Cloud	USHS	25	21	24	45	30	-	-	-	-	-	-	-	-	-	-	
2009-10	Fargo	USHL	57	14	23	37	81	-7	-	-	-	-	13	0	6	6	2	
2010-11	Minnesota	NCAA	12	0	1	1	6	0	-	-	-	-	-	-	-	-	-	
2011-12	Minnesota	NCAA	43	3	38	41	14	24	-	-	-	-	-	-	-	-	-	
2012-13	Minnesota	NCAA	40	9	23	32	16	16	-	-	-	-	-	-	-	-	-	
	Hershey	AHL	8	1	3	4	2	-4	-	-	-	-	5	0	2	2	0	

Career

2012-13: Registered 32 points (nine goals, 23 assists) and 16 penalty minutes with the University of Minnesota ... Named to the All-WCHA First Team after leading the league in scoring by a defenseman ... Finished the season ranked tied for third among all NCAA defensemen with 32 points including a career-high nine goals ... Led all collegiate defensemen and ranked tied for sixth among all skaters with 19 power-play points. **2011-12:** Posted a career-high 41 points ... Finished third overall in the nation with 38 assists ... Named to the All-WCHA Second Team ... Led team and defensemen nationally and was third in the nation with 38 assists. **2010-11:** Appeared in 13 games in his collegiate debut.



Right Wing
Height: 6'2 • Weight: 215
Shoots: Right
Born: July 12, 1983
(Richmond, British Columbia)
Drafted: Predator's fourth-round selection, 102nd overall, in the 2002 Entry Draft.
Acquired: Signed as a free agent, August 8, 2013.

BRANDON SEGAL

CAREER STATISTICS			Regular Season											Playoffs				
Year	Team	League	GP	G	A	Pts	PIM	+/-	PP	SH	GW	S	GP	G	A	Pts	PIM	
2003-04	Milwaukee	AHL	44	11	10	21	54	13	-	-	-	-	13	2	1	3	21	
2004-05	Milwaukee	AHL	59	7	8	15	45	-3	-	-	-	-	3	1	0	1	11	
2005-06	Milwaukee	AHL	79	18	15	33	124	-10	-	-	-	-	21	1	2	3	16	
2006-07	Milwaukee	AHL	77	20	9	29	84	-9	-	-	-	-	4	1	0	1	2	
2007-08	Portland	AHL	54	5	9	14	46	1	-	-	-	-	-	-	-	-	-	
	Norfolk	AHL	22	7	6	13	25	-3	-	-	-	-	-	-	-	-	-	
2008-09	Tampa Bay	NHL	2	0	0	0	0	0	-	-	-	-	-	-	-	-	-	
	Norfolk	AHL	69	26	26	52	95	4	-	-	-	-	-	-	-	-	-	
2009-10	Los Angeles	NHL	25	1	1	2	20	0	-	-	-	-	-	-	-	-	-	
	Dallas	NHL	19	5	5	10	18	3	-	-	-	-	-	-	-	-	-	
	Manchester	AHL	21	6	8	14	34	0	-	-	-	-	-	-	-	-	-	
	Dallas	NHL	46	5	5	10	41	0	-	-	-	-	-	-	-	-	-	
2010-11	Texas	AHL	30	7	10	17	38	-2	-	-	-	-	-	-	-	-	-	
	Tampa Bay	NHL	10	0	0	0	4	-2	-	-	-	-	-	-	-	-	-	
2011-12	Rockford	AHL	53	13	12	25	63	-18	-	-	-	-	-	-	-	-	-	
	Norfolk	AHL	8	5	6	11	6	8	-	-	-	-	18	5	4	9	17	
2012-13	New York	NHL	1	0	0	0	2	0	-	-	-	-	-	-	-	-	-	
	Connecticut	AHL	73	24	20	44	82	4	-	-	-	-	-	-	-	-	-	
NHL TOTAL			103	11	11	22	85	1	-	-	-	-	-	-	-	-	-	

Career

2012-13: Recorded 44 points (24 goals, 20 assists) and 82 penalty minutes in 73 games with Connecticut ... Led the team in goal scoring and tied for the team lead with four game-winning goals ... Appeared in one game with New York and registered two penalty minutes. **2011-12:** Won second career Calder Cup ... finished tied for fourth on team in playoff goals ... Had fifth-most playoff shots on goal ... Played 100th career NHL game 3/29 vs NJ. **2009-10:** Scored first career NHL goal 1/9 vs. STL ... Scored first NHL point with an assist 12/31 vs MIN. **2008-09:** Finished second on Norfolk in goals scored and third on the team in assists and fourth in points ... Made NHL debut for Tampa vs PIT on 3/3 ... Selected to Canadian Team for 2009 AHL All-Star classic. **2006-07:** Finished second on Milwaukee in goals and fifth on team in PIM. **2005-06:** Tied for fourth-most regular-season goals among Milwaukee skaters. **2003-04:** Won Calder Cup championship with Milwaukee.



Center
Height: 6'4" • Weight: 224
Shoots: Left
Born: April 13, 1987
(Bloomington, Minn.)
Drafted: Avalanche's second-round choice, 34th overall, in the 2005 Entry Draft
Acquired: Signed as a free agent, July 7, 2012

RYAN STOA

CAREER STATISTICS			Regular Season											Playoffs				
Year	Team	League	GP	G	A	Pts	PIM	+/-	PP	SH	GW	S	GP	G	A	Pts	PIM	
2003-04	USNDTP	NAHL	42	10	12	22	26	-	-	-	-	-	-	-	-	-	-	
	USA U17	WHC-17	5	2	1	3	2	-	-	-	-	-	-	-	-	-	-	
2004-05	USNDTP	NAHL	15	10	13	23	20	-	-	-	-	-	-	-	-	-	-	
	USA U18	WJC-18	6	0	3	3	2	5	-	-	-	-	-	-	-	-	-	
2005-06	U. of Minnesota	NCAA	41	10	15	25	43	17	-	-	-	-	-	-	-	-	-	
2006-07	U. of Minnesota	NCAA	41	12	12	24	44	14	-	-	-	-	-	-	-	-	-	
	USA U20	WJC-20	7	1	1	2	8	2	-	-	-	-	-	-	-	-	-	
2007-08	U. of Minnesota	NCAA	2	1	1	2	0	1	-	-	-	-	-	-	-	-	-	
2008-09	U. of Minnesota	NCAA	36	24	22	46	76	16	-	-	-	-	-	-	-	-	-	
	Lake Erie	AHL	0	0	0	0	0	0	-	-	-	-	-	-	-	-	-	
2009-10	Colorado	NHL	12	2	1	3	0	-3	0	0	0	26	1	0	0	0	2	
	Lake Erie	AHL	54	23	17	40	42	-4	-	-	-	-	-	-	-	-	-	
2010-11	Colorado	NHL	25	2	2	4	20	-4	0	0	1	45	-	-	-	-	-	
	Lake Erie	AHL	48	16	17	33	55	5	-	-	-	-	7	1	0	1	4	
2011-12	Lake Erie	AHL	75	16	20	36	65	-6	-	-	-	-	-	-	-	-	-	
2012-13	Hershey	AHL	46	11	8	19	43	-13	-	-	-	-	4	1	0	1	0	
NHL TOTALS			37	4	3	7	20	-7	0	0	1	71	1	0	0	0	2	

Career

2012-13: Registered 19 points (11 goals, eight assists) in 46 games in his first season with Hershey ... Recorded five goals in February, including his second multiple-goal game of 2012-13. **2011-12:** T-2nd on the team in points and t-3rd in assists ... 5th on LE in assists. **2010-11:** Led LE with seven power-play goals ... Spent the first half of the year in the AHL before being recalled by COL on 1/19 ... Was named to the Western Conference roster for the 2011 AHL All-Star Game but did not play in the event due to his call-up ... **2009-10:** Recalled from Lake Erie (AHL) for the sixth and final time on 4/5 ... Ranked 2nd on the team in goals (tied) and 4th in points ... Originally recalled on 12/12 ... Made his NHL debut on 12/13 vs. CGY ... Tallied his first NHL point with an assist on 1/22 vs. NSH ... Scored his first career NHL goal on 4/9 vs. CHI.



Defenseman
Height: 6'3" • Weight: 210
Shoots: Right
Born: October 30, 1984
(Melfort, Saskatchewan)
Drafted: Hurricanes' fifth-round choice,
137th overall, in the 2003 Entry Draft
Acquired: Signed as a free agent, July
8, 2013

TYSON STRACHAN

CAREER STATISTICS			Regular Season											Playoffs				
Year	Team	League	GP	G	A	Pts	PIM	+/-	PP	SH	GW	S	GP	G	A	Pts	PIM	
2001-02	Tisdale	SMHL	42	5	18	23	70	-	-	-	-	-	-	-	-	-	-	
2002-03	Vernon	BCHL	56	6	22	28	99	-	-	-	-	-	-	-	-	-	-	
2003-04	Ohio State	NCAA	30	2	5	7	8	-	-	-	-	-	-	-	-	-	-	
2004-05	Ohio State	NCAA	31	1	4	5	32	-	-	-	-	-	-	-	-	-	-	
2005-06	Ohio State	NCAA	23	3	2	5	37	2	-	-	-	-	-	-	-	-	-	
2006-07	Ohio State	NCAA	35	7	11	18	55	1	-	-	-	-	-	-	-	-	-	
	Albany	AHL	1	0	0	0	0	0	-	-	-	-	-	-	-	-	-	
2007-08	Peoria	AHL	34	1	2	3	61	5	-	-	-	-	-	-	-	-	-	
	Las Vegas	ECHL	25	2	7	9	68	17	-	-	-	-	16	0	4	4	12	
2008-09	St. Louis	NHL	30	0	3	3	39	8	-	-	-	-	-	-	-	-	-	
	Peoria	AHL	29	2	3	5	67	-5	-	-	-	-	3	0	0	0	11	
2009-10	St. Louis	NHL	8	0	2	2	4	3	-	-	-	-	-	-	-	-	-	
	Peoria	AHL	65	5	21	26	75	-7	-	-	-	-	-	-	-	-	-	
2010-11	St. Louis	NHL	29	0	1	1	39	-10	-	-	-	-	-	-	-	-	-	
	Peoria	AHL	13	0	8	8	4	-5	-	-	-	-	1	0	0	0	2	
2011-12	Florida	NHL	15	1	2	3	5	1	-	-	-	-	2	0	1	1	0	
	San Antonio	AHL	50	3	14	17	41	-4	-	-	-	-	7	1	3	4	0	
2012-13	Florida	NHL	38	0	4	4	40	-13	-	-	-	-	-	-	-	-	-	
	San Antonio	AHL	24	1	8	9	22	3	-	-	-	-	-	-	-	-	-	
NHL TOTALS			120	1	12	13	127	-11	-	-	-	-	-	-	-	-	-	

Career

2012-13: Appeared in 38 games with Florida, compiling four assists and 40 penalty minutes ... Ranked third on the Panthers in penalty minutes ... Recorded nine points (one goal, eight assists) and 22 penalty minutes in 24 games with San Antonio. **2011-12:** Scored first career NHL goal on Feb. 12 at NYI ... Appeared in 50 games with San Antonio and finished the season with 17 points (three goals, 14 assists). **2010-11:** Appeared in 29 games with STL and recorded single-game career-high 17 PIM on 12/16 vs. LA. **2009-10:** Recorded AHL career-highs in goals (5), assists (21) and points (26) in 65 games with Peoria. **2008-09:** Made NHL debut with STL vs. WSH on 12/18 ... Registered first NHL point with an assist vs. BOS (12/21).



Center
Height: 5'10" • Weight: 179
Shoots: Left
Born: November 22, 1986
(Regina, Saskatchewan)
Drafted: Stars' fifth-round selection,
160th overall, in the 2005 Entry Draft
Acquired: Signed as a free agent, July
8, 2013

MATT WATKINS

CAREER STATISTICS			Regular Season											Playoffs				
Year	Team	League	GP	G	A	Pts	PIM	+/-	PP	SH	GW	S	GP	G	A	Pts	PIM	
2003-04	Tisdale	SMHL	44	34	37	71	52	-	-	-	-	-	-	-	-	-	-	
2004-05	Vernon	BCHL	60	36	38	74	53	-	-	-	-	-	-	-	-	-	-	
2005-06	North Dakota	NCAA	46	5	4	9	45	8	-	-	-	-	-	-	-	-	-	
2006-07	North Dakota	NCAA	38	6	11	17	31	-4	-	-	-	-	-	-	-	-	-	
2007-08	North Dakota	NCAA	43	8	10	18	34	10	-	-	-	-	-	-	-	-	-	
2008-09	North Dakota	NCAA	41	7	7	14	40	-7	-	-	-	-	-	-	-	-	-	
2009-10	San Antonio	AHL	51	12	10	22	17	2	-	-	-	-	-	-	-	-	-	
2010-11	Las Vegas	ECHL	14	4	7	11	12	-4	-	-	-	-	-	-	-	-	-	
	San Antonio	AHL	64	15	20	35	45	-10	-	-	-	-	-	-	-	-	-	
2011-12	Phoenix	NHL	1	0	0	0	0	-1	-	-	-	-	-	-	-	-	-	
	Portland	AHL	70	11	25	36	48	-2	-	-	-	-	-	-	-	-	-	
2012-13	Bridgeport	AHL	68	11	19	30	43	-3	-	-	-	-	-	-	-	-	-	
NHL TOTALS			1	0	0	0	0	-1	-	-	-	-	-	-	-	-	-	

Career

2012-13: Registered 30 points (11 goals, 19 assists) and 43 penalty minutes in 68 games with Bridgeport ... Ranked fifth on the team in points ... Named Bridgeport captain in Feb. 2013. **2011-12:** Scored career-high 36 points (11 goals, 25 assists) with Portland ... Tied for fourth on Portland in points ... Made his NHL debut with Portland on Feb. 21 vs. LA. **2010-11:** Scored 35 points in 64 games with San Antonio, including a career best 15 goals. **2009-10:** Made his professional debut with the ECHL's Las Vegas Wranglers ... Loaned to San Antonio and concluded rookie season with the AHL, scoring 22 points in 51 games.



Right Wing
Height: 6'0" • Weight: 183
Shoots: Right
Born: October 18, 1987
(Brentwood, California)
Drafted: Undrafted
Acquired: From Florida in exchange for Zach Hamill, Jan. 31, 2013

CASEY WELLMAN

CAREER STATISTICS			Regular Season											Playoffs				
Year	Team	League	GP	G	A	Pts	PIM	+/-	PP	SH	GW	S	GP	G	A	Pts	PIM	
2006-07	Cedar Rapids	USHL	50	6	13	19	30	6	-	-	-	-	6	1	2	3	0	
2007-08	Cedar Radpids	USHL	59	22	23	45	30	16	-	-	-	-	3	1	1	2	4	
2008-09	UMass (Amherst)	NCAA	39	11	22	33	32	5	-	-	-	-	-	-	-	-	-	
2009-10	Minnesota	NHL	12	1	3	4	0	-2	-	-	-	-	-	-	-	-	-	
	UMass (Amherst)	NCAA	36	23	22	45	38	-5	-	-	-	-	-	-	-	-	-	
2010-11	Minnesota	NHL	15	1	1	2	4	-1	-	-	-	-	-	-	-	-	-	
	Houston	AHL	42	14	21	35	14	0	-	-	-	-	24	6	5	11	6	
2011-12	Minnesota	NHL	14	2	5	7	0	-4	-	-	-	-	-	-	-	-	-	
	Houston	AHL	26	14	11	25	21	-1	-	-	-	-	-	-	-	-	-	
	Connecticut	AHL	31	9	13	22	10	1	-	-	-	-	-	-	-	-	-	
2012-13	San Antonio	AHL	37	7	16	23	14	-6	-	-	-	-	-	-	-	-	-	
	Hershey	AHL	33	9	21	30	4	-2	-	-	-	-	5	3	0	3	2	
NHL TOTALS			41	4	9	13	4	-7	-	-	-	-	-	-	-	-	-	

Career

2012-13: Recorded 34 points (10 goals, 24 assists) in 48 AHL games with San Antonio and Hershey ... Combined statistics ranked him second in points on Hershey and second in assists ... Recalled on 2/26 but did not appear in game for WSH. **2011-12:** Ranked seventh in the AHL in goals (11) and first in PPG (7) at time of recall ... Recorded seven points (two goals, five assists) in 14 games with Minnesota ... Completed the year with Connecticut, scoring 22 points (nine goals, 13 assists). **2010-11:** Scored 14 goals and 21 assists in 42 games with Houston ... Collected two points (one goal, one assist) and four PIM in 15 games with Minnesota **2009-10:** Made his NHL debut with Minnesota ... Scored one goal and three assists in 12 games with Minnesota ... Lead Massachusetts in goals. **2008-09:** Was the second-leading scorer at Massachusetts with 11 goals and 22 assists in 39 games ... Named to Hockey East All-Rookie Team.



Defenseman
Height: 6'3" • Weight: 212
Shoots: Right
Born: March 21, 1991
(Pittsburgh, Pennsylvania)
Drafted: Capitals' fourth-round choice, 115th overall, in the 2009 Entry Draft

PATRICK WEY

CAREER STATISTICS				Regular Season										Playoffs				
Year	Team	League	GP	G	A	Pts	PIM	+/-	PP	SH	GW	S	GP	G	A	Pts	PIM	
2007-08	Waterloo	USHL	35	1	5	6	30	-	-	-	-	-	8	1	0	1	2	
2008-09	Waterloo	USHL	58	7	27	34	75	-	-	-	-	-	3	0	0	0	0	
2009-10	Boston College	NCAA	27	0	5	5	24	-	-	-	-	-	-	-	-	-	-	
2010-11	Boston College	NCAA	37	1	7	8	45	-	-	-	-	-	-	-	-	-	-	
	USA U20	WJC-20	6	0	0	0	2	-	-	-	-	-	-	-	-	-	-	
2011-12	Boston College	NCAA	32	2	5	7	24	17	-	-	-	-	-	-	-	-	-	
2012-13	Boston College	NCAA	37	1	12	13	54	14	-	-	-	-	-	-	-	-	-	

Career

2012-13: Posted career high in points (13), assists (12) and penalty minutes (54) during his senior season with Boston College ... Named Hockey East's "Best Defensive Defenseman" and also selected to the League's Second All-Star Team. **2011-12:** Helped Boston College win 19 consecutive games, including the NCAA National Championship ... Tallied a goal and three assists in four tournament games ... Helped BC win the Hockey East championship and the NCAA regular season championship ... Was named to the NCAA All-Tournament Team at the Northeast Regional. **2010-11:** Played in six games for the United States in the 2011 Under-20 World Junior Championship, earning a bronze medal ... Set collegiate career-highs in games (37), goals (1), assists (7), points (8) and penalty minutes (45) with Boston College. **2009-10:** Made collegiate debut on 10/18 at Vermont ... Tallied his first NCAA assist on 11/20 at Maine.



RILEY BARBER

Right Wing

Height: 5'11" • Weight: 194

Shoots: Right

Born: February 7, 1994

(Pittsburgh, Pennsylvania)

Drafted: Capitals' sixth-round choice, 167th overall, in the 2012 Draft

CAREER STATISTICS			Regular Season											Playoffs				
Year	Team	League	GP	G	A	Pts	PIM	+/-	PP	SH	GW	S	GP	G	A	Pts	PIM	
2009-10	Compuware U16	Midget	38	16	22	38	20	0	-	-	-	-	-	-	-	-	-	
2010-11	Dubuque	USHL	57	14	14	28	48	-14	-	-	-	-	11	2	0	2	6	
2011-12	U.S. National U17	USDP	3	1	1	2	2	0	-	-	-	-	-	-	-	-	-	
	USNTDP	USHL	24	5	6	11	59	0	-	-	-	-	-	-	-	-	-	
	U.S. National U18	USDP	60	21	15	36	85	0	-	-	-	-	-	-	-	-	-	
	USA U18	WJC-18	6	1	2	3	2	2	-	-	-	-	-	-	-	-	-	
2012-13	Miami	NCAA	40	15	24	39	22	12	-	-	-	-	-	-	-	-	-	
	USA U20	WJC-20	7	3	3	6	4	1	-	-	-	-	-	-	-	-	-	

Career

2012-13 In his freshman season led Miami in points by a freshman with 38 points ... His 15 goals led the team and ranked tied for 8th in the CCHA ... Honored as the 2012-13 CCHA Rookie of the Year and was named to the league's First All-Star Team ... Collected six points (three goals, three assists) in seven games to help Team USA win gold at the U-20 World Junior Championships **2011-12:** Ranked 3rd in points and 2nd in goals on the U.S. National Development Team ... Helped the United States win the gold medal at the U-18 World Junior Championship ... Was teammates with fellow Capitals prospects Thomas Di Pauli and Connor Carrick on Team USA. **2010-11:** Helped Dubuque win the USHL Clark Cup ... T-6th in points and 5th in goals on the team ... Son of former NHL player Don Barber.



MADISON BOWEY

Defenseman

Height: 6'1" • Weight: 196

Shoots: Right

Born: April 22, 1995

(Winnipeg, Manitoba)

Drafted: Capitals' second-round choice, 53rd overall, in the 2013 Draft

CAREER STATISTICS			Regular Season											Playoffs				
Year	Team	League	GP	G	A	Pts	PIM	+/-	PP	SH	GW	S	GP	G	A	Pts	PIM	
2010-11	Winnipeg	MMHL	41	16	22	38	35	-	-	-	-	-	-	-	-	-	-	
	Kelowna	WHL	3	0	1	1	4	2	-	-	-	-	1	0	0	0	0	
2011-12	Kelowna	WHL	57	8	13	21	39	3	-	-	-	-	4	1	0	1	4	
	Canada Western	WHC-17	5	1	0	1	6	-	-	-	-	-	-	-	-	-	-	
2012-13	Kelowna	WHL	69	12	18	30	75	41	-	-	-	-	11	0	4	4	14	
	Canada U18	Hlinka Mem.	5	0	1	1	6	3	-	-	-	-	-	-	-	-	-	
	Canada U18	WJC-18	7	2	2	4	6	3	-	-	-	-	-	-	-	-	-	

Career

2012-13: Tallied 12 goals and 18 assists in 69 games with Kelowna ... Set a career high in penalty minutes. **2011-12:** Played his first full season in the WHL, scoring 21 points (8 goals, 13 assists) ... Skated for Canada Western in the 2012 U17 World Hockey Challenge. **2010-11:** In 41 games with Winnipeg scored 16 goals and 22 assists.



TRAVIS BOYD

Center

Height: 5'10" • Weight: 185

Shoots: Left

Born: September 14, 1993

(Edina, Minnesota)

Drafted: Capitals' sixth-round choice, 177th overall, in the 2011 Entry Draft

CAREER STATISTICS			Regular Season											Playoffs				
Year	Team	League	GP	G	A	Pts	PIM	+/-	PP	SH	GW	S	GP	G	A	Pts	PIM	
2009-10	USNTDP	USHL	1	0	0	0	0	-	-	-	-	-	-	-	-	-	-	
	U.S. National U17	USDP	52	10	14	24	22	-	-	-	-	-	-	-	-	-	-	
	USA U17	WHC-17	6	1	2	3	0	-	-	-	-	-	-	-	-	-	-	
2010-11	USNTDP	USHL	60	13	25	38	16	-	-	-	-	-	-	-	-	-	-	
	USA U18	WJC-18	6	2	4	6	2	-	-	-	-	-	-	-	-	-	-	
2011-12	Minnesota	NCAA	35	1	8	9	4	2	-	-	-	-	-	-	-	-	-	
2012-13	Minnesota	NCAA	40	3	11	14	8	2	-	-	-	-	-	-	-	-	-	

Career

2012-13: Recorded career highs in goals and assists (3G-11A) during his sophomore season at the University of Minnesota ... Named an All-WCHA Academic honoree for his academic performance. **2011-12:** Made his collegiate debut for Minnesota on 10/7 and recorded an assist ... Scored his first NCAA goal and added an assist vs. North Dakota in the NCAA tournament to help Minnesota reach the Frozen Four. **2010-11:** Won the gold medal with the United States at the U-18 World Junior Championship ... Registered an assist in the gold medal game against Sweden ... Ranked fourth on the USDP with 38 points and 25 assists; sixth in goals (13). **2009-10:** Skated in all six games for Team USA at the World U-17 Hockey Challenge ... Won the gold medal and registered one goal and two assists and was named Team USA Player of the Game vs. Sweden in the semifinal.



Left Wing
Height: 6'3" • Weight: 184
Shoots: Left
Born: February 9, 1995
(Klagenfurt, Austria)
Drafted: Capitals' first-round choice, 23rd overall, in the 2013 Entry Draft

ANDRE BURAKOVSKY

CAREER STATISTICS				Regular Season										Playoffs				
Year	Team	League	GP	G	A	Pts	PIM	+/-	PP	SH	GW	S	GP	G	A	Pts	PIM	
2010-11	Malmö J18	J18 Elit	12	4	3	7	2	-	-	-	-	-	-	-	-	-	-	
	Malmö J18	J18 Allsvenskan	15	4	6	10	4	-	-	-	-	-	-	-	-	-	-	
	Sweden U16 (all)	International-Jr	11	5	3	8	6	-	-	-	-	-	-	-	-	-	-	
2011-12	Malmö J18	J18 Elit	9	6	8	14	14	9	-	-	-	-	4	2	4	6	0	
	MalmöJ20	SuperElit	42	17	25	42	43	-3	-	-	-	-	5	1	4	5	2	
	Malmö	Allsvenskan	10	0	1	1	0	1	-	-	-	-	3	0	0	0	0	
	Sweden U17	WHC-17	6	4	4	8	4	-	-	-	-	-	-	-	-	-	-	
	Sweden U18	International	15	4	5	9	2	4	-	-	-	-	-	-	-	-	-	
2012-13	MalmöJ20	SuperElit	13	3	4	7	8	-4	-	-	-	-	3	1	2	3	8	
	Malmö	Allsvenskan	43	4	7	11	8	-2	-	-	-	-	-	-	-	-	-	
	Sweden U18	WJC-18	5	4	1	5	4	1	-	-	-	-	-	-	-	-	-	
	Sweden U18	International-Jr	16	10	7	17	24	5	-	-	-	-	-	-	-	-	-	

Career

2012-13: Played in 43 games for Malmo and recorded 4 goals and 7 assists ... Represented Sweden in the 2013 U18 World Junior Championship .. **2011-12:** Made his professional debut with Malmo ... Represented Sweden in the U17 World Hockey Challenge and U18 World Junior Championship ... Son of former NHL player Robert Burakovsky.



Defenseman
Height: 5'10" • Weight: 197
Shoots: Right
Born: April 13, 1994
(Orland Park, Illinois)
Drafted: Capitals' fifth-round choice, 137th overall, in the 2012 Draft.

CONNOR CARRICK

CAREER STATISTICS			Regular Season										Playoffs				
Year	Team	League	GP	G	A	Pts	PIM	+/-	PP	SH	GW	S	GP	G	A	Pts	PIM
2009-10	Chicago	Midget	37	7	15	22	48	0	-	-	-	-	-	-	-	-	-
	Chicago	MWEHL	22	2	4	6	2	0	-	-	-	-	-	-	-	-	-
2010-11	USNTDP	USHL	36	1	6	7	42	2	-	-	-	-	2	0	0	0	2
	U.S. National U17	USDP	55	4	16	20	50	0	-	-	-	-	-	-	-	-	-
2011-12	USA U17	WHC-17	5	2	5	7	0	0	-	-	-	-	-	-	-	-	-
	USNTDP	USHL	21	1	4	5	30	1	-	-	-	-	-	-	-	-	-
	U.S. National U18	USDP	57	8	13	21	46	0	-	-	-	-	-	-	-	-	-
2012-13	USA U18	WJC-18	6	2	2	4	2	4	-	-	-	-	-	-	-	-	-
	Plymouth	OHL	68	12	32	44	79	27	-	-	-	-	15	2	16	18	6

Career

2012-13: Named an alternate captain for the Whalers in his first season with the team ... Contributed 12 goals and 32 points during the regular season as well as two goals and 16 assists during the Whalers' 15-game postseason. **2011-12:** Finished 2nd among US defensemen in scoring during the World Junior Championship ... Helped USA win the gold medal at the World Junior Championship. **2010-11:** Ranked 2nd among defensemen in points on the USNTDP ... Helped USA win a silver medal at the World Hockey Challenge ... T-3rd on the team and 2nd among defensemen in points for USA at the WHC.



Left Wing
Height: 5'11" • Weight: 188
Shoots: Left
Born: April 29, 1994
(Woodbridge, Illinois)
Drafted: Capitals' fourth-round choice, 100th overall, in the 2012 Draft.

THOMAS DI PAULI

CAREER STATISTICS				Regular Season										Playoffs				
Year	Team	League	GP	G	A	Pts	PIM	+/-	PP	SH	GW	S	GP	G	A	Pts	PIM	
2009-10	Chicago	Midget	30	18	15	33	10	0	-	-	-	-	-	-	-	-	-	
2010-11	USNTDP	USHL	32	4	11	15	16	-1	-	-	-	-	2	0	0	0	-1	
	U.S. National U17	USDP	49	7	20	27	24	0	-	-	-	-	-	-	-	-	-	
	U.S. National U18	USDP	2	1	1	2	2	0	-	-	-	-	-	-	-	-	-	
	USA U17	WHC-17	5	2	4	6	8	0	-	-	-	-	-	-	-	-	-	
2011-12	USNTDP	USHL	21	6	5	11	6	11	-	-	-	-	-	-	-	-	-	
	U.S. National U18	USDP	55	11	10	21	22	0	-	-	-	-	-	-	-	-	-	
	USA U18	WJC-18	6	1	0	1	0	0	-	-	-	-	-	-	-	-	-	
2012-13	Notre Dame	NCAA	41	5	7	12	31	8	-	-	-	-	-	-	-	-	-	

Career

2012-13: Collected 12 points (five goals, seven assists) in 41 games during his debut season at the University of Notre Dame. **2011-12:** Finished 8th on the U.S. National U18 team in goals ... Helped the USA win the gold medal at the World Junior Championship. **2010-11:** Ranked t-4th on the U17 team in points ... T-5th on USA in points at World Hockey Challenge ... Helped USA win the silver medal at the U17 WHC.



Defenseman
Height: 5'11" • Weight: 158
Shoots: Left
Born: August 6, 1994 (Göteborg, Sweden)
Drafted: Capitals' seventh-round choice, 197th overall, in the 2012 Draft.

CHRISTIAN DJOOS

CAREER STATISTICS				Regular Season										Playoffs				
Year	Team	League	GP	G	A	Pts	PIM	+/-	PP	SH	GW	S	GP	G	A	Pts	PIM	
2010-11	Brynäs J18	J18 Elit	21	7	20	27	22	0	-	-	-	-	-	-	-	-	-	
	Brynäs J18	J18 Allsvenskan	17	4	14	18	12	0	-	-	-	-	5	0	5	5	4	
	Brynäs J20	SuperElit	11	0	1	1	0	0	-	-	-	-	-	-	-	-	-	
2011-12	Brynäs J18	J18 Allsvenskan	6	4	7	11	4	7	-	-	-	-	5	1	0	1	2	
	Brynäs J20	SuperElit	40	3	21	24	22	11	-	-	-	-	2	0	0	0	0	
	Sweden U18	WJC-18	6	1	2	3	2	3	-	-	-	-	-	-	-	-	-	
2012-13	Brynäs J20	SuperElit	2	0	2	2	2	1	-	-	-	-	-	-	-	-	-	
	Brynäs	SHL	47	2	6	8	38	-1	-	-	-	-	4	0	0	0	0	
	Sweden U20	WJC-20	6	0	3	3	0	-2	-	-	-	-	-	-	-	-	-	
	Sweden U20	International-JR14	2	2	7	9	2	2	-	-	-	-	-	-	-	-	-	

Career

2012-13: Appeared in 47 games with Brynäs ... Helped Sweden win the silver medal at the World Junior Championship. **2011-12:** Ranked 2nd among Brynäs defensemen in points (SuperElit) ... Was named Best Defenseman in J18 Allsvenskan ... Helped Sweden win the silver medal at the World Junior Championship ... Ranked 2nd among Swedish defensemen in points during the tournament. **2010-11:** Ranked t-5th in the league (J18 Elit) in points among defensemen ... Finished 4th on Brynäs (J18 Allsvenskan).



Defenseman
Height: 6'0" • Weight: 213
Shoots: Left
Born: August 16, 1993
(Huntington Beach, California)
Drafted: Capitals' seventh-round choice, 207th overall, in the 2011 Entry Draft

GARRETT HAAR

CAREER STATISTICS				Regular Season										Playoffs				
Year	Team	League	GP	G	A	Pts	PIM	+/-	PP	SH	GW	S	GP	G	A	Pts	PIM	
2009-10	Russell U18	Midget	40	2	34	36	28	-	-	-	-	-	-	-	-	-	-	
2010-11	Fargo	USHL	51	7	16	23	38	-	-	-	-	-	5	1	2	3	2	
2011-12	W. Mich. Univ.	NCAA	36	1	7	8	32	4	-	-	-	-	-	-	-	-	-	
2012-13	W. Mich. Univ.	NCAA	22	3	6	9	12	-3	-	-	-	-	-	-	-	-	-	

Career

2012-13: Set career highs in goals (3) and points (9) during the 2012-13 season at Western Michigan University, despite appearing in just 22 games ... Named the CCHA Defenseman of the Week during the week of 10/15. **2011-12:** Was named to the CCHA All-Rookie Team and helped Western Michigan win the CCHA Championship ... Made his collegiate debut on 10/7 ... Finished 7th on the team in penalty minutes. **2010-11:** Finished the regular season with seven goals and 16 assists for 23 points in 51 games ... Team went 12-5-1 when he registered a point ... Ranked second among defensemen on the team in points (23) and assists (16) and tied for second in goals (7) ... Tied for




Defenseman
Height: 5'11" • Weight: 192
Shoots: Left
Born: February 17, 1995
(Cambridge, Minnesota)
Drafted: Capitals' fifth-round choice, 144th overall, in the 2013 Entry Draft

BLAKE HEINRICH

CAREER STATISTICS			Regular Season											Playoffs				
Year	Team	League	GP	G	A	Pts	PIM	+/-	PP	SH	GW	S	GP	G	A	Pts	PIM	
2010-11	Hill-Murray	USHS	25	2	13	15	18	-	-	-	-	-	3	2	3	5	0	
2011-12	Hill Murray	USHS	25	8	23	31	24	-	-	-	-	-	3	3	0	3	2	
	Team Northeast	USHS	21	2	6	8	34	-	-	-	-	-	3	2	2	4	0	
	Sioux City	USHL	1	0	1	1	0	2	-	-	-	-	-	-	-	-	-	
2012-13	Sioux City	USHL	42	3	17	20	110	12	-	-	-	-	-	-	-	-	-	
	USA U19	WJAC-19	4	1	1	2	8	-	-	-	-	-	-	-	-	-	-	

Career

2012-13: Recorded 20 points (three goals, 17 assists) and 110 penalty minutes in 42 games with Sioux City ... Finished fourth on the team in penalty minutes and was selected to the 2013 USHL/NHL Top Prospects Game ... Scored one goal and 1 assist in four games for Team USA at the 2012 World Junior Challenge. **2011-12:** Made his USHL debut, appearing in one game for the Sioux City Musketeers.



Center

Height: 6'0" • Weight: 185

Shoots: Right

Born: October 12, 1991

(St. Paul, Minnesota)

Drafted: Capitals' fifth-round choice, 142nd overall, in the 2010 Entry Draft

CALEB HERBERT

CAREER STATISTICS			Regular Season											Playoffs				
Year	Team	League	GP	G	A	Pts	PIM	+/-	PP	SH	GW	S	GP	G	A	Pts	PIM	
2008-09	Bloomington	USHS	24	26	20	46	-	-	-	-	-	-	-	-	-	-	-	
2009-10	Bloomington	USHS	25	26	29	55	42	-	-	-	-	-	-	-	-	-	-	
2010-11	Sioux City	USHL	51	23	27	50	61	3	0	0	0	4	-	-	-	-	-	
	USA	WJAC	4	2	1	3	6	-	-	-	-	-	-	-	-	-	-	
2011-12	U. of Minn.-Duluth	NCAA	4`	14	19	33	30	16	-	-	-	-	-	-	-	-	-	
2012-13	U. of Min.-Duluth	NCAA	35	6	19	25	53	-11	-	-	-	-	-	-	-	-	-	

Career

2012-13: Scored six goals and collected 19 points during his sophomore season at Duluth ... Finished the season ranked fourth on the team in points. **2011-12:** Finished 4th on the team in points and 5th in goals in his freshman campaign ... Ranked 3rd among WCHA freshman in points ... Helped Minn.-Duluth reach the Elite Eight in the NCAA tournament. **2010-11:** Named to the USHL All-Star Game ... Led the Musketeers in points (50) and goals (23); ranked third in assists (27) ... Tied for 14th in the USHL in goals and tied for 17th in points ... Helped the US win the World Junior A Challenge, beating Canada 6-4 in the final game ... Tied for fifth on USA in points (3) and tied for second in goals (2) ... Plans to attend the University of MIN-Duluth in 2011-12. **2009-10:** Averaged 2.2 points per game with Bloomington (USHS) and tallied 55 points (26g-29a) in 25 games.



Goaltender

Height: 5'11" • Weight: 187

Catches: Left

Born: September 17, 1992

(Novokuznetsk, Russia)

Drafted: Capitals' seventh-round choice, 203rd overall, in the 2012 Draft

SERGEY KOSTENKO

CAREER STATISTICS			Regular Season										Playoffs				
Year	Team	League	GP	W	L	T	MIN	GA	SO	GAA	SA	SPCT	GP	W	L	Min	GAA
2009-10	Kuznetskie	MHL	19	-	-	-	-	-	-	3.41	-	.884	-	-	-	-	-
	Russia U18	WJC-18	3	-	-	-	-	-	-	2.05	-	.902	-	-	-	-	-
2010-11	Kuznetskie	MHL	28	-	-	-	-	-	-	2.90	-	.898	-	-	-	-	-
2011-12	Kuznetskie	MHL	40	-	-	-	-	-	-	2.98	-	.897	7	-	-	-	2.11
2012-13	Reading	ECHL	6	2	1	-	314	21	0	4.01	-	.869	-	-	-	-	-
	Ontario	ECHL	3	2	1	-	179	9	0	3.02	-	.868	-	-	-	-	-

Career

2012-13: Made his North American professional debut in the ECHL, appearing in nine combined games with both the Reading Royals and Ontario Reign. **2011-12:** Was a member of Team Russia during the World Junior Championship but did not appear in any games as Russia won the silver medal. **2009-10:** Ranked 4th in the World Junior Championship in SPCT ... Finished 5th in GAA during the World Junior Championship.



Defenseman

Height: 6'4" • Weight: 210

Shoots: Left

Born: November 15, 1992

(Hamilton, Ontario)

Drafted: Capitals' fifth-round choice, 147th overall, in the 2011 Entry Draft

PATRICK KOUDYS

COW-dice

CAREER STATISTICS			Regular Season											Playoffs				
Year	Team	League	GP	G	A	Pts	PIM	+/-	PP	SH	GW	S	GP	G	A	Pts	PIM	
2010-11	Rensselaer	NCAA	31	1	2	3	14	-	-	-	-	-	-	-	-	-	-	
2011-12	Rensselaer	NCAA	27	1	1	2	22	-	-	-	-	-	-	-	-	-	-	
2012-13	Muskegon	USHL	64	1	14	15	95	9	-	-	-	-	3	0	0	0	0	

Career

2012-13: Posted one goal and 14 assists in 64 games in his first season with Muskegon ... His 95 penalty minutes ranked second on the team. **2011-12:** Set a career high in penalty minutes. **2010-11:** Was one of the youngest players in the NCAA last season and the youngest on R.P.I roster, debuting at the age of 17 ... Made NCAA debut Oct. 9 vs. COL College ... His father, Jim, was drafted by the NYI in the 12th round (252nd overall) of the 1982 NHL Entry Draft. **2009-10:** Led all Burlington defensemen in points (33) and was 10th among blueliners in the CCHL.




Center
Height: 6'3" • Weight: 187
Shoots: Left
Born: May 19, 1992
(Chelyabinsk, Russia)
Drafted: Capitals' first-round choice, 26th overall, in the 2010 Entry Draft

EVGENY KUZNETSOV

CAREER STATISTICS			Regular Season											Playoffs				
Year	Team	League	GP	G	A	Pts	PIM	+/-	PP	SH	GW	S	GP	G	A	Pts	PIM	
2009-10	Chelyabinsk	KHL	35	2	7	9	10	-	-	-	-	-	4	1	0	1	0	
	Russia U18	WJC-18	7	5	7	12	6	-	-	-	-	-	-	-	-	-	-	
	Russia U20	WJC-20	6	2	0	2	10	-	-	-	-	-	-	-	-	-	-	
2010-11	Chelyabinsk	KHL	44	17	15	32	30	-	-	-	-	-	-	-	-	-	-	
	Russia U20	WJC-20	7	4	7	11	4	-	-	-	-	-	-	-	-	-	-	
2011-12	Chelyabinsk	KHL	49	19	22	41	30	5	-	-	-	-	12	7	2	9	10	
	Russia U20	WJC-20	7	6	7	13	4	6	-	-	-	-	-	-	-	-	-	
	Russia	WC	10	2	4	6	4	3	-	-	-	-	-	-	-	-	-	
2012-13	Chelyabinsk	KHL	51	19	25	44	42	-1	-	-	-	-	25	5	6	11	28	
	Russia	EHT	9	2	2	4	8	1	-	-	-	-	-	-	-	-	-	
	Russia	WC	3	1	0	1	2	1	-	-	-	-	-	-	-	-	-	

Career

2012-13: Recorded 19 goals and 25 assists in 51 games with Chelyabinsk ... Ranked fifth in scoring in the KHL. **2011-12:** Led his team in points and 2nd in goals ... Was named a KHL All-Star ... Captained Russia to a silver medal at the World Junior Championship and was named to the tournament all-star team, tournament's best forward, one of the top-3 best players on his team and won the tournament MVP ... Led all players in tournament scoring ... T-6th on the team in scoring during the World Championship and helped Russia win the gold medal. **2010-11:** Won a gold medal with Russia at the World Junior Championship while being named to the tournament's all-star team and one of Russia's top players ... Recorded three assists in the gold medal-clinching game versus Canada ... Led Chelyabinsk in points and second in goals and assists. **2009-10:** Represented Russia at the World Junior Championship ... Captained Russia's Under-18 World Championship squad. **2008-09:** Won a silver medal at the Under-18 World Championship.



Defenseman
Height: 6'2" • Weight: 194
Shoots: Right
Born: December 5, 1994
(Sherwood Park, Alberta)
Drafted: Capitals' seventh-round choice, 204th overall, in the 2011 Entry Draft

TYLER LEWINGTON

CAREER STATISTICS			Regular Season											Playoffs				
Year	Team	League	GP	G	A	Pts	PIM	+/-	PP	SH	GW	S	GP	G	A	Pts	PIM	
2008-09	Sherwood	AMBHL	32	1	13	14	20	-	-	-	-	-	-	-	-	-	-	
2009-10	Sherwood	AMBHL	33	7	17	24	49	-	-	-	-	-	9	2	5	7	8	
2010-11	Sherwood	AMHL	34	4	22	26	46	-	-	-	-	-	13	1	8	9	4	
2011-12	Medicine Hat	WHL	44	0	3	3	46	7	-	-	-	-	8	0	1	1	2	
2012-13	Medicine Hat	WHL	69	2	24	26	131	14	-	-	-	-	8	1	0	1	14	

Career

2012-13: Collected two goals and 24 assists along with 131 penalty minutes in 69 games with Medicine Hat ... Led the team in penalty minutes and finished the season ranked 66th on Central Scouting's final rankings. **2011-12:** Made his WHL debut and appeared in 44 games in his first season.



Center
Height: 6'0" • Weight: 172
Shoots: Right
Born: May 1, 1995
(Beverly, Massachusetts)
Drafted: Capitals' sixth-round choice, 174th overall, in the 2013 Draft

BRIAN PINHO

CAREER STATISTICS				Regular Season										Playoffs				
Year	Team	League	GP	G	A	Pts	PIM	+/-	PP	SH	GW	S	GP	G	A	Pts	PIM	
2010-11	Valley Jr. Warriors	Mass16	10	4	4	8	8	-	-	-	-	-	-	-	-	-	-	
	Valley Jr. Warriors	EmJHL	6	4	1	5	2	-	-	-	-	-	-	-	-	-	-	
2011-12	Valley Jr. Warriors	Mass18	10	0	10	10	2	-	-	-	-	-	-	-	-	-	-	
	St. Johns	USHS	24	20	37	57	-	-	-	-	-	-	-	-	-	-	-	
2012-13	St. Johns	USHS	21	12	24	36	24	-	-	-	-	-	-	-	-	-	-	

Career

2012-13: Compiled 36 points (12 goals, 24 assists) and 24 penalty minutes in 21 games with St. John's Prep High School in Massachusetts ... Expected to attend Providence College in 2014-15.



Defenseman

Height: 6'4" • Weight: 211

Shoots: Left

Born: September 21, 1993

(Edmonton, Alberta)

Drafted: Capitals' seventh-round choice, 197th overall, in the 2012 Draft

JAYNEN RISSLING

CAREER STATISTICS			Regular Season											Playoffs				
Year	Team	League	GP	G	A	Pts	PIM	+/-	PP	SH	GW	S	GP	G	A	Pts	PIM	
2006-07	CAC Canadians	EMHA	30	8	8	16	56	-	-	-	-	-	-	-	-	-	-	
2007-08	CAC Canadians	AMBHL	33	7	13	20	54	-	-	-	-	-	2	0	2	2	2	
2008-09	CAC Canadians	AMHL	33	3	11	14	68	-	-	-	-	-	5	0	0	0	22	
2009-10	Calgary	WHL	36	0	8	8	19	7	-	-	-	-	9	1	2	3	4	
	Calgary	M-Cup	1	0	0	0	0	0	-	-	-	-	-	-	-	-	-	
2010-11	Calgary	WHL	67	5	16	21	95	-27	-	-	-	-	-	-	-	-	-	
2011-12	Calgary	WHL	55	5	18	23	124	9	-	-	-	-	5	0	0	0	0	
2012-13	Calgary	WHL	61	5	23	28	122	35	-	-	-	-	17	0	6	6	18	

Career

2012-13: Was alternate captain for Calgary, posting a career high in points (28) and assists (23) in 61 games...Led the team in penalty minutes (122) and helped the team reach the WHL Eastern Conference Championship. **2011-12:** Set career highs in points, assists, plus/minus and penalty minutes and tied a career best in goals ... Finished 3rd among defensemen in points and led the team in penalty minutes. **2010-11:** Ranked 3rd among Calgary defensemen in points ... Finished second on the team in penalty minutes ... Set a career high in games played. **2009-10:** Helped Calgary win the WHL Championship and reach the Memorial Cup tournament ... His uncle, Gary, played for both Washington (NHL) and Hershey (AHL).



Left Wing

Height: 6'3" • Weight: 190

Shoots: Left

Born: November 9, 1994

(Auburn, New Hampshire)

Drafted: Capitals' second-round choice, 61st overall, in the 2013 Draft

ZACHARY SANFORD

CAREER STATISTICS			Regular Season											Playoffs				
Year	Team	League	GP	G	A	Pts	PIM	+/-	PP	SH	GW	S	GP	G	A	Pts	PIM	
2011-12	Pinkerton	USHS	-	36	33	69	-	-	-	-	-	-	-	-	-	-	-	
2012-13	Islanders	EJHL	37	12	24	36	22	-	-	-	-	-	7	4	4	8	8	

Career

2012-13: In 37 games with the Islanders collected 36 points (12 goals, 24 assists) and 22 penalty minutes ... Finished fourth on his team in points and added for goals and four assists in seven playoff games ... Committed to Boston College in 2014-15.



Center

Height: 6'0" • Weight: 199

Shoots: Left

Born: April 22, 1994

(Saskatoon, Saskatchewan)

Drafted: Capitals' third-round choice, 77th overall, in the 2012 Draft

CHANDLER STEPHENSON

CAREER STATISTICS				Regular Season										Playoffs				
Year	Team	League	GP	G	A	Pts	PIM	+/-	PP	SH	GW	S	GP	G	A	Pts	PIM	
2008-09	Saskatoon	SMHL	9	2	1	3	2	-	-	-	-	-	-	-	-	-	-	
2009-10	Saskatoon	SMHL	42	17	37	54	34	-	-	-	-	-	11	5	14	19	4	
2010-11	Regina	WHL	60	7	12	19	6	6	-	-	-	-	-	-	-	-	-	
	Canada W. U17	WHC-17	5	4	2	6	8	-	-	-	-	-	-	-	-	-	-	
2011-12	Regina	WHL	55	22	20	42	24	-1	-	-	-	-	5	1	3	4	0	
2012-13	Regina	WHL	46	14	31	45	37	-1	-	-	-	-	-	-	-	-	-	

Career

Cousin of former NHL enforcer Joey Kocur ... **2012-13:** Posted 45 points (14 goals and 31 assists) in just 46 games played during his third season with Regina ... Finished the season ranked third on the team in points despite missing 14 games due to injury. **2011-12:** Posted career highs in goals, assists, points and penalty minutes for Regina ... Ranked 4th on the team in points and 3rd in goals despite missing 17 games due to injury ... Participated in the CHL Top Prospects game and recorded the 3rd-hardest shot in the Hardest Shot competition. **2010-11:** Made his WHL debut with Regina and was teammates with current Capitals prospect Garrett Mitchell ... Ranked 10th on the team in points ... Led Canada Western in points and goals during the World Hockey Challenge ... Ranked t-7th in tournament scoring.



Left Wing

Height: 5'11" • Weight: 185

Shoots: Right

Born: August 15, 1990

(N. Vancouver, British Columbia)

Acquired: From Nashville in exchange for a conditional draft pick in the 2013 NHL Entry Draft

TAYLOR STEFISHEN

CAREER STATISTICS

Year	Team	League	GP	Regular Season										Playoffs				
				G	A	Pts	PIM	+/-	PP	SH	GW	S		GP	G	A	Pts	PIM
2006-07	Langley	BCHL	59	25	31	56	73	-	-	-	-	-	-	-	-	-	-	-
2007-08	Langley Chiefs BCHL	57	33	48	81	71	-	-	-	-	-	-	-	-	-	-	-	-
2008-09	Ohio State U.	NCAA	15	3	5	8	2	-	-	-	-	-	-	-	-	-	-	-
2009-10	Ohio State U.	NCAA	27	5	8	13	12	-	-	-	-	-	-	-	-	-	-	-
2010-11	Prince George	WHL	68	24	43	67	72	-	-	-	-	-	-	4	2	2	4	2
2011-12	Univ. of Calgary	CIS	25	12	11	23	24	2	-	-	-	-	-	8	1	4	5	16
2012-13	Univ. of Calgary	CIS	28	5	17	22	22	8	-	-	-	-	-	5	1	2	3	0

Career

2012-13: Collected 22 points (five goals and 17 assists) in 28 games during his fourth year of college hockey at the University of Calgary. **2011-12:** Made CIS debut and ranked 1st on the team in points and goals (tied) ... Finished t-3rd on Calgary in points during the playoffs. **2010-11:** Set Prince George single-season rookie records for points (67) and assists (43) and finished second on the team in both categories ... Ranked second among WHL rookies in points and fourth in goals (24) ... Transferred to Prince George after spending the previous two seasons with Ohio State Univeristy (NCAA).



Right Wing

Height: 6'1" • Weight: 196

Shoots: Right

Born: August 11, 1993

(Bakersfield, California)

Drafted: Capitals' fourth-round choice, 107th overall, in the 2012 Draft

AUSTIN WUTHRICH

CAREER STATISTICS

Year	Team	League	GP	Regular Season										Playoffs				
				G	A	Pts	PIM	+/-	PP	SH	GW	S		GP	G	A	Pts	PIM
2009-10	Team Illinois U18	Midget	31	9	8	17	22	-	-	-	-	-	-	-	-	-	-	-
	USNTDP	USHL	15	2	2	4	10	-6	-	-	-	-	-	-	-	-	-	-
	U.S. National U17	USDP	25	2	3	5	16	-	-	-	-	-	-	-	-	-	-	-
	USA U17	WHC-17	6	0	0	0	6	-	-	-	-	-	-	-	-	-	-	-
2010-11	USNTDP	USHL	16	3	4	7	38	-3	-	-	-	-	-	2	0	0	0	17
	U.S. National U17	USDP	15	2	4	6	55	-	-	-	-	-	-	-	-	-	-	-
	U.S. National U18	USDP	5	1	1	2	2	-	-	-	-	-	-	-	-	-	-	-
2011-12	U. of Notre Dame	NCAA	36	7	10	17	34	5	-	-	-	-	-	-	-	-	-	-

Career

2012-13: In 35 games at N.D. during his sophomore season had 5 goals and 4 assists ... Was teammates with current Capitals prospect Thomas DiPauli. **2011-12:** Made his collegiate debut with Notre Dame and finished ranked 5th in both points and goals ... Led all N.D. freshmen in points. **2010-11:** Was teammates with current Capitals prospects Connor Carrick, Travis Boyd and Thomas Di Pauli on the USNTDP ... **2009-10:** Was teammates with current Capitals prospect Travis Boyd on the USNTDP ... Helped the U.S. win the gold medal at the World Hockey Challenge.

A photograph of three young adults, two women and one man, sitting on a light-colored couch in a modern living room. They are all cheering with their mouths open and arms raised. The man in the background is wearing a grey and black long-sleeved shirt and a dark baseball cap. The woman in the middle is wearing a red and blue plaid shirt over a pink top. The man in the foreground is wearing a grey hoodie with "capitals" written on it and is holding a green bowl of popcorn. There are glasses of iced tea and a bowl of snacks on a coffee table in front of them.

Every Caps fan knows,
SPEED IS EVERYTHING.

Capitals fans know the importance of speed. That's why FiOS Quantum,SM America's Fastest* Internet, lets you stream game highlights, download action shots, even talk hockey with other fans, all at breakaway speeds.

Technology that puts you on the ice 24/7. That's Powerful.

FiOS

*Source: Reprinted from www.pcmag.com with permission. © 2012 Ziff Davis, Inc. All Rights Reserved.
FiOS available in select areas. FiOS Quantum Internet speeds up to 300 down and 65 up Mbps available. Coverage not available everywhere. © 2013 Verizon.

YEAR IN REVIEW



2012-13 NHL Standings, Playoffs and Awards

EASTERN CONFERENCE

Atlantic	GP	W	L	OT	P
1. Pittsburgh	48	36	12	0	72
2. NY Rangers	48	26	18	4	56
3. NY Islanders	48	24	17	7	55
4. Philadelphia	48	23	22	3	49
5. New Jersey	48	19	19	10	48

Northeast	GP	W	L	OT	P
1. Montréal	48	29	14	5	63
2. Boston	48	28	14	6	62
3. Toronto	48	26	17	5	57
4. Ottawa	48	25	17	6	56
5. Buffalo	48	21	21	6	48

Southeast	GP	W	L	OT	P
1. Washington	48	27	18	3	57
2. Winnipeg	48	24	21	3	51
3. Carolina	48	19	25	4	42
4. Tampa Bay	48	18	26	4	40
5. Florida	48	15	27	6	36

WESTERN CONFERENCE

Central	GP	W	L	OT	P
1. Chicago	48	36	7	5	77
2. St. Louis	48	29	17	2	60
3. Detroit	48	24	16	8	56
4. Columbus	48	24	17	7	55
5. Nashville	48	16	23	9	41

Northwest	GP	W	L	OT	P
1. Vancouver	48	26	15	7	59
2. Minnesota	48	26	19	3	55
3. Edmonton	48	19	22	7	45
4. Calgary	48	19	25	4	42
5. Colorado	48	16	25	7	39

Pacific	GP	W	L	OT	P
1. Anaheim	48	30	12	6	66
2. Los Angeles	48	27	16	5	59
3. San Jose	48	25	16	7	57
4. Phoenix	48	21	18	9	51
5. Dallas	48	22	22	4	48

2013 STANLEY CUP PLAYOFFS

Conference Quarterfinals

West
CHI def. MIN, 4-1
DET def. ANA, 4-3
SJ def. VAN, 4-0
LA def. STL, 4-2

East
PIT def. NYI, 4-2
OTT def. MTL, 4-1
NYR def. **WSH**, 4-3
BOS def. TOR, 4-3

Conference Semifinals

West
CHI def. DET, 4-3
LA def. SJ, 4-3

East
PIT def. OTT, 4-1
BOS def. NYR, 4-1

Conference Finals

West
CHI def. LA, 4-1

East
BOS def. PIT, 4-0

Stanley Cup Final

CHI def. BOS, 4-2

2012-13 NHL AWARDS

Stanley Cup
Chicago Blackhawks

Presidents' Trophy
Chicago Blackhawks

Prince of Wales Trophy
Boston Bruins

Clarence S. Campbell Bowl
Chicago Blackhawks

Hart Memorial Trophy
Alex Ovechkin, Washington Capitals

Ted Lindsay Award
Sidney Crosby, Pittsburgh Penguins

Art Ross Trophy
Martin St. Louis, Tampa Bay Lightning

Maurice Richard Trophy
Alex Ovechkin, Washington Capitals

Vezina Trophy
Sergei Bobrovsky, Columbus Blue Jackets

Calder Memorial Trophy
Jonathan Huberdeau, Florida Panthers

Conn Smythe Trophy
Patrick Kane, Chicago Blackhawks

Frank J. Selke Trophy
Jonathan Toews, Chicago Blackhawks

Jack Adams Award
Paul MacLean, Ottawa Senators

James Norris Memorial Trophy
P.K. Subban, Montreal Canadiens

King Clancy Memorial Trophy
Patrice Bergeron, Boston Bruins

Bill Masterton Memorial Trophy
Josh Harding, Minnesota Wild

Lady Byng Memorial Trophy
Martin St. Louis, Tampa Bay Lightning

William M. Jennings Trophy
Corey Crawford and Ray Emery, Chicago Blackhawks

NHL First All-Star Team

LW	Chris Kunitz	Pittsburgh
C	Sidney Crosby	Pittsburgh
RW	Alex Ovechkin	Washington
D	Ryan Suter	Minnesota
D	P.K. Subban	Montreal
G	Sergei Bobrovsky	Columbus

NHL Second All-Star Team

LW	Alex Ovechkin	Washington
C	Jonathan Toews	Chicago
RW	Martin St. Louis	Tampa Bay
D	Kris Letang	Pittsburgh
D	Francois Beauchemin	Anaheim
G	Henrik Lundqvist	New York Rangers

NHL All-Rookie Team

F	Brendan Gallagher	Montreal
F	Jonathan Huberdeau	Florida
F	Brandon Saad	Chicago
D	Jonas Brodin	Minnesota
D	Justin Schultz	Edmonton
G	Jake Allen	St. Louis

2012-13 Capitals Notes

King Richard

Capitals captain Alex Ovechkin won the 2012-13 Richard Trophy, awarded annually to the NHL's goal-scoring leader. Ovechkin scored 32 goals in 48 games this season. This marks Ovechkin's third Richard Trophy, becoming the first player in the trophy's 13-year history to win the award three times. The last 13-year period in NHL history when one player didn't lead the League in goals at least three times was between 1937-1949. Ovechkin (27) also became the oldest player to lead the league in goals since Pavel Bure (29) in 2000-01.

Hart and Soul

Washington captain Alex Ovechkin won the 2012-13 Hart Memorial Trophy, awarded "to the player adjudged to be the most valuable to his team." This marks the third time Ovechkin has been named the League's Most Valuable Player. The 27-year-old Moscow native is the only active player to have won the Hart Trophy multiple times (2007-08, 2008-09, 2012-13) and becomes just the eighth player in NHL history to win the award three or more times, joining Wayne Gretzky, Mario Lemieux, Bobby Clarke, Bobby Orr, Gordie Howe, Eddie Shore and Howie Morenz.

Twice As Nice

Capitals captain Alex Ovechkin was named to the 2012-13 NHL First All-Star Team at right wing. Ovechkin, a six-time selection to the NHL First All-Star Team, was also named to the Second Team at left wing, the position he played for each of his seven prior NHL seasons and for a handful of games in 2012-13. Ovechkin joins four-time First Team selection Mark Messier as the only players in League history to receive the honor at multiple positions.

Division Crown

The Capitals clinched their sixth-straight playoff berth on April 23 vs. Winnipeg, marking the longest streak of playoff appearances in franchise history since their 14-straight postseason trips from the 1982-83 season through 1995-96. The streak of six straight playoff appearances is tied for the fourth-longest active playoff streak in the NHL. The Capitals have won five Southeast Division titles in the last six seasons, joining Vancouver as the only two teams in the league to accomplish that feat. This marks Washington's 24th playoff appearance in franchise history and its eighth division title (seven Southeast, one Patrick Division).



Among the Leaders

On April 25 vs. Winnipeg, Alex Ovechkin scored his league-leading 32nd goal of the season in his 600th career NHL game. His 371 career goals are the eighth-most by any player in NHL history through their first 600 career games (courtesy of Elias Sports Bureau).

526	Gretzky, Wayne
494	Lemieux, Mario
470	Bossy, Mike
450	Hull, Brett
397	Kurri, Jari
385	Bure, Pavel
372	Robitaille, Luc
371	Ovechkin, Alex

Going Green

Mike Green led all NHL defensemen in goals scored in 2012-13 with 12. Green is one of just eight active defensemen to have tallied four, 10-goal seasons since the 2007-08 campaign. No active blueliner has tallied more points than Green's 262 since 2007-08. Green ranks sixth all-time among Capitals defensemen in scoring.

3rd Fastest to 700

Alex Ovechkin became the third-fastest active player to reach the 700-point plateau, behind only Teemu Selanne (541) and Jaromir Jagr (557) and the fastest player to reach 700 points since Peter Forsberg did so in his 549th game in October, 2003. Ovechkin became just the third Capital (Peter Bondra and Mike Gartner) to record 700 or more points as a member of Washington and just the 22nd player to record 700 or more points in his first eight seasons. Alex Ovechkin has scored the most goals (371) and points (735) in the NHL since the 2005-06 season.

2012-13 Capitals Notes

Starting off on the Right Foot

Adam Oates helped guide the Capitals to the Southeast Division title in his first season as a head coach in the NHL. Oates became the 22nd rookie coach to win a division title since 1969-70 and the fifth to do so since 2005-06:

Adam Oates	WSH	2012-13
Kevin Dineen	FLA	2011-12
Todd McLellan	SJ	2008-09
Bruce Boudreau	WSH	2007-08
Lou Lamoriello	NJ	2005-06

Finishing Strong

The Capitals finished the month of April with a 11-1-1 record in 13 games, the best record in the league. April of 2013 marks the most productive April in Capitals regular-season history as their 11 wins and 23 points set franchise marks in both categories. The previous record for wins and points in April came in 1994-95 when Washington went 7-6-1 (15 points). April marks the Capitals first 10-win month since March of 2011 (12-2-1). Alex Ovechkin set an NHL record with 14 goals in 13 games in April, besting the league mark for April goals in one season set by Mario Lemieux in 1993 (in only seven games) and equaled by Winnipeg's Alex Zhamnov in 1995's shortened season (courtesy of Elias Sports Bureau).

Dirty Thirty

Capitals captain Alex Ovechkin scored his 29th and 30th goals of the season on April 20 at Montreal, marking the eighth consecutive season that Ovechkin has tallied 30 or more goals. Ovechkin is the only player to have recorded 30 or more goals each season since 2005-06 and is one of just nine players in NHL history to score 30 goals in each of his first eight seasons in the league, joining Glenn Anderson, Mike Bossy, Mike Gartner, Wayne Gretzky, Dale Hawerchuk, Jari Kurri, Luc Robitaille and Bryan Trottier in that accomplishment.



Firepower

Washington scored 3.04 goals per game, tied for the fourth-highest in the NHL, while the Capitals power play finished the season ranked first in the league (26.8%). That percentage marked the highest man-advantage mark in Capitals franchise history and the highest percentage in the NHL since Calgary's 27.7% in 1989-90. Washington's longest drought without a power-play goal this season was an 0-for-12 drought in late February and early March, the shortest drought of any of the 30 NHL clubs this season. Alex Ovechkin and Mike Ribeiro finished the season tied for first in the league in power-play points (27 each).

Here to Assist

Nicklas Backstrom recorded two goals and 15 assists in 13 games during the month of April. Backstrom finished the season ranked third in the NHL in assists (40) and tied for 13th in points (48). Since his rookie season in 2007-08, only four players have tallied more helpers than Backstrom's 306 career assists.

Turning the Tide

The Capitals went 17-4-2 in their last 23 contests and since Feb. 8 posted a 24-10-2 record. Washington is the only team in the NHL to have three players finish the season ranked in the top-15 in points (Ovechkin, Ribeiro, Backstrom).

Club 400

Nicklas Backstrom played in his 400th career NHL game on March 31 at Philadelphia and with his four assists on April 2 at Carolina surpassed the 400-point plateau. Backstrom became just the 16th Capital to score 400 or more points with Washington.

Just Win

Braden Holtby recorded his 23rd win of the season on April 27 against Boston, setting a career-high for wins in a single season. Holtby is one of just three goaltenders (Jim Carey and Michal Neuvirth) in Capitals history to post 20 wins in a single season at the age of 23 or younger. Holtby's 37 career wins rank him fourth in Capitals history among goaltenders originally drafted by Washington and he owns the most wins (31) in his first 50 career games among active goaltenders. He finished tied for fourth in the league in wins and 6th in shutouts (4).

2012-13 Capitals Notes

Brouwer Power

Troy Brouwer scored 19 goals and finished the season ranked tied for 16th in the league in goals. He tied his point total from 2011-12, needing just 47 games to collect 33 points. Brouwer's five game-winning goals ranked tied for sixth in the league and he finished second on Washington with 108 hits. His seven power-play goals tied a career high.

Production in Every Capacity

Adam Oates played in 387 games with Washington and became the fourth head coach to have also played for the Capitals during his career. Dale Hunter appeared in 872 games for the Capitals from 1987-99. Roger Crozier, head coach for one game during the 1981-82 season, played in three games for the Caps in 1976-77 while Terry Murray, head coach for 325 games from 1990-1994, appeared in 74 games with Washington during the 1981-82 season. Seven players who scored 1,000 or more career points have gone on to become NHL head coaches:

Name	Career Points	Years Coached
Wayne Gretzky	2,857	2005-09
Phil Esposito	1,590	1986-87, 1988-89
Bryan Trottier	1,425	2002-03
Adam Oates	1,420	2012-present
Denis Savard	1,338	2006-2008
Alex Delvecchio	1,281	1973-1977
Dale Hunter	1,020	2011-12

Indicators

The Capitals went 25-2-1 when scoring three or more goals and 18-2-1 when allowing two goals or less. Washington went 18-4-0 when not allowing a power-play goal and 14-1-0 when scoring on the power play and not allowing an opponent to score with the man-advantage.

Comebacks

The Capitals led the league in wins when trailing after one period (9). Washington's five wins when trailing after two periods was tied for first in the NHL. The Capitals won 10 games when allowing the first goal, tied for the fourth-most wins in the league.

A New Era

For the first time since the 2002-03 season and just the fourth time in franchise history (1978-79, 1997-98 and 2002-03), the Capitals opened a season with a new head coach. Adam Oates made his NHL head coaching debut on Jan. 19 in Tampa Bay after becoming the 16th head coach in franchise history this off-season. Oates earned his first career head coaching win on Jan. 27 vs. Buffalo (3-2).

SRO

For the fourth consecutive year, the Capitals sold out all of their home games and set a club record with 181 consecutive sellouts dating back to 2008-09 (including playoffs).



2012-13 Individual Statistics

Players	Pos	GP	G	A	P	+/-	PIM	PP	SH	GW	OT	S	S%	TOI/G	Sft/G	FO%
Alex Ovechkin	L	48	32	24	56	2	36	16	0	4	0	220	14.5	20:53	21.4	0
Mike Ribeiro	C	48	13	36	49	-4	53	6	0	1	0	63	20.6	17:50	20.3	44.8
Nicklas Backstrom	C	48	8	40	48	8	20	3	0	1	0	82	9.8	19:54	23.3	51.4
Troy Brouwer	R	47	19	14	33	-5	28	7	1	5	1	111	17.1	18:32	22.8	47.8
Mike Green	D	35	12	14	26	-3	20	4	0	2	1	96	12.5	24:51	24.9	0
Martin Erat	R	45	5	19	24	-7	30	1	0	2	0	69	7.2	17:55	23.7	51.6
John Carlson	D	48	6	16	22	11	18	0	0	0	0	97	6.2	23:01	25.9	100
Marcus Johansson	C	34	6	16	22	3	4	3	0	1	0	40	15	16:35	20.7	46
Joel Ward	R	39	8	12	20	7	12	1	1	1	0	52	15.4	15:07	19.8	58.5
Eric Fehr	R	41	9	8	17	14	10	2	1	2	2	72	12.5	13:22	17.1	0
Mathieu Perreault	C	39	6	11	17	7	20	2	0	1	0	47	12.8	11:40	15.3	51.7
Jason Chimera	L	47	3	11	14	-5	48	0	0	0	0	92	3.3	12:40	16.7	58.3
Wojtek Wolski	L	27	4	5	9	1	6	0	0	2	0	49	8.2	13:21	16.3	20
Jack Hillen	D	23	3	6	9	9	14	0	0	1	0	28	10.7	17:36	20.3	0
Steve Oleksy	D	28	1	8	9	9	33	0	0	0	0	25	4	17:16	20	0
Matt Hendricks	C	48	5	3	8	-6	73	0	0	1	0	54	9.3	11:43	16.3	56.8
Jay Beagle	R	48	2	6	8	-1	14	0	0	1	0	56	3.6	12:06	17.2	56.1
Tomas Kundratak	D	25	1	6	7	-5	8	0	0	0	0	23	4.3	16:08	20	0
John Erskine	D	30	3	3	6	10	34	0	0	0	0	32	9.4	18:27	21.9	0
Karl Alzner	D	48	1	4	5	-6	14	0	0	0	0	39	2.6	20:57	24.6	0
Brooks Laich	C	9	1	3	4	2	6	0	0	0	0	10	10	16:32	22.3	50.6
Jeff Schultz	D	26	0	3	3	-6	12	0	0	0	0	12	0	14:15	17.2	0
Joey Crabb	R	26	2	0	2	-1	8	0	0	0	0	20	10	9:25	12.8	20.6
Aaron Volpatti	L	33	1	1	2	-2	35	0	0	0	0	21	4.8	8:20	11.7	25
Tom Poti	D	16	0	2	2	-2	2	0	0	0	0	8	0	15:13	19.7	0
Dmitry Orlov	D	5	0	1	1	5	0	0	0	0	0	1	0	14:56	16.2	0
Cameron Schilling	D	1	0	0	0	-1	0	0	0	0	0	0	0	11:58	15	0

Goaltenders	GP	GS	W	L	OT	SA	GA	GAA	Sv	Sv%	SO	G	A	MIN
Braden Holtby	36	35	23	12	1	1123	90	2.58	1033	.920	4	0	2	2,089
Michal Neuvirth	13	12	4	5	2	367	33	2.74	334	.910	0	0	0	723
Philipp Grubauer	2	1	0	1	0	59	5	3.57	54	.915	0	0	0	84

2012-13 Game-by-Game Results

#	Date	Team	W-L-OT	Record	GF-GA	Scorers	W Goal	PP	PK	SF-SA	W-L Glt dr.	Attend.
1	01/19/2013	@ TBL	L	00-01-00	3-6	42p,42,17	26	1-4	4-7	30-34	39 / 70	19204+
2	01/22/2013	WPG	L	00-02-00	2-4	26,20p	26	1-4	3-5	34-39	31 / 70	18506+
3	01/24/2013	MTL	L	00-03-00	1-4	15	79	0-4	4-6	31-22	31 / 30	18506+
4	01/25/2013	@ NJD	O*	00-03-01	2-3	9p,52	17	1-8	5-6	28-35	30 / 30	17625+
5	01/27/2013	BUF	W	01-03-01	3-2	42,4,8p	8	1-3	2-2	30-24	30 / 30	18506+
6	01/29/2013	@ OTT	L	01-04-01	2-3	20,26	55	0-2	3-4	33-27	41 / 30	19267+
7	01/31/2013	@ TOR	L	01-05-01	2-3	42,8p	39	1-3	7-8	22-40	34 / 30	19374+
8	02/01/2013	PHI	W	02-05-01	3-2	19,20,17	17	0-5	3-3	26-31	70 / 30	18506+
9	02/03/2013	PIT	L	02-06-01	3-6	52,74,9p	14	1-4	1-3	24-26	92 / 70	18506+
10	02/05/2013	TOR	L	02-07-01	2-3	90p,9p	55	2-3	3-3	26-21	30 / 30	18506+
11	02/07/2013	@ PIT	L	02-08-01	2-5	9,8p	18	1-2	1-4	25-28	29 / 70	18650+
12	02/09/2013	FLA	W	03-08-01	5-0	20,20p,42,8,85	20	1-2	2-2	25-27	70 / 60	18506+
13	02/12/2013	@ FLA	W*	04-08-01	6-5	9p,27,26,16,8p,20	20	2-3	5-5	29-32	70 / 30	15340
14	02/14/2013	@ TBL	W	05-08-01	4-3	20p,16,16,83	83	1-1	2-2	39-30	70 / 32	19204+
15	02/17/2013	@ NYR	L	05-09-01	1-2	74	21	0-4	4-5	28-40	30 / 70	17200+
16	02/21/2013	NJD	L	05-10-01	2-3	85p,9p	17	2-4	5-6	19-37	30 / 70	18506+
17	02/23/2013	NJD	W	06-10-01	5-1	8,8,16s,8p,20p	8	2-3	3-3	26-22	70 / 1	18506+
18	02/26/2013	CAR	W	07-10-01	3-0	19p,4,74	19	1-4	2-2	40-33	70 / 30	18506+
19	02/27/2013	@ PHI	L	07-11-01	1-4	42	17	0-3	1-3	24-32	30 / 70	19904+
20	03/02/2013	@ WPG	W	08-11-01	3-0	26,20,9	26	0-3	3-3	21-35	70 / 31	15004+
21	03/05/2013	BOS	W*	09-11-01	4-3	9,36,17,16	16	0-4	1-2	26-33	70 / 40	18506+
22	03/07/2013	FLA	W	10-11-01	7-1	4,17,74,9,8p,16p,85	17	2-3	2-2	26-30	70 / 35	18506+
23	03/09/2013	@ NYI	L	10-12-01	2-5	85p,19	91	1-3	4-6	24-45	20 / 31	14819
24	03/10/2013	NYR	L	10-13-01	1-4	61	22	0-3	1-2	29-30	43 / 70	18506+
25	03/12/2013	CAR	L	10-14-01	0-4		77	0-2	3-3	26-36	35 / 70	18506+
26	03/14/2013	@ CAR	W	11-14-01	3-2	15,8p,9	9	1-3	4-4	25-38	30 / 31	16810
27	03/16/2013	@ BOS	L	11-15-01	1-4	90	46	0-3	0-1	33-38	35 / 30	17565+
28	03/17/2013	BUF	W	12-15-01	5-3	8,20p,25,90,85	90	1-4	2-3	25-30	70 / 30	18506+
29	03/19/2013	@ PIT	L	12-16-01	1-2	8p	2	1-5	2-3	29-36	29 / 70	18653+
30	03/21/2013	@ WPG	W	13-16-01	4-0	20,90,8p,19	20	1-3	3-3	25-20	70 / 31	15004+
31	03/22/2013	@ WPG	W	14-16-01	6-1	21,20,83,8,52,8p	20	1-4	5-5	24-31	70 / 31	15004+
32	03/24/2013	@ NYR	W**	15-16-01	3-2	19p,8	19	1-3	1-2	24-32	70 / 30	17200+
33	03/26/2013	NYI	L	15-17-01	2-3	9,74	91	0-3	2-2	22-31	20 / 70	18506+
34	03/30/2013	@ BUF	W**	16-17-01	4-3	8p,20s,52	26	1-4	1-2	38-23	70 / 1	19070+
35	03/31/2013	@ PHI	O*	16-17-02	4-5	19,52,90p,8p	26	2-7	3-4	29-34	30 / 70	19681+
36	04/02/2013	@ CAR	W	17-17-02	5-3	8,52p,52,8,42s	8	1-3	2-4	19-34	70 / 35	16530
37	04/04/2013	NYI	W**	18-17-02	2-1	52	8	0-2	2-2	22-36	70 / 20	18506+
38	04/06/2013	@ FLA	W	19-17-02	4-3	8p,9p,8,8p	8	3-5	1-2	31-30	70 / 35	16886
39	04/07/2013	TBL	W	20-17-02	4-2	8,74,42,8	42	0-2	1-2	38-30	30 / 30	18506+
40	04/09/2013	@ MTL	W	21-17-02	3-2	8,16,38	38	0-1	1-1	27-29	30 / 31	21273+
41	04/11/2013	CAR	W	22-17-02	3-1	20p,52,20	52	1-4	2-3	31-44	70 / 35	18506+
42	04/13/2013	TBL	W*	23-17-02	6-5	20p,38,8,25,16,52p	52	2-5	2-2	38-40	70 / 32	18506+
43	04/16/2013	TOR	W	24-17-02	5-1	38,10,20,8p,90p	10	2-6	3-3	37-30	70 / 30	18506+
44	04/18/2013	@ OTT	L	24-18-02	1-3	9	89	0-3	3-3	19-38	41 / 70	19965+
45	04/20/2013	@ MTL	W	25-18-02	5-1	8,20,20,19p,8p	20	2-3	5-5	25-36	70 / 31	21273+
46	04/23/2013	WPG	W	26-18-02	5-3	26,25,19,85,8	85	0-1	2-3	41-27	70 / 31	18506+
47	04/25/2013	OTT	O*	26-18-03	1-2	8	55	0-1	4-5	20-41	41 / 30	18506+
48	04/27/2013	BOS	W*	27-18-03	3-2	52p,52p,16p	16	3-5	2-2	37-34	70 / 40	18506+

* Overtime

** Shootout

s Shorthanded goal

p Power-play goal

ps Penalty shot

e Empty net goal

+ Sellout

2012-13 Results

GOALS BY PERIOD

	1	2	3	OT	Total	G/G
Capitals	38	56	48	4	146	3.04
Opponents	39	47	41	3	130	2.71

SHOTS BY PERIOD

	1	2	3	OT	Total	Avg.
Capitals	466	431	437	16	1,350	28.13
Opponents	465	545	516	25	1,551	32.31

POWER PLAY

	G	Att.	Pct.	Rank
Overall	44	164	26.8	1st NHL
Home	22	81	27.2	2nd NHL
Road	22	83	26.5	1st NHL

PENALTY KILLING

	G	Att.	Pct.	Rank
Overall	36	163	77.9	27th NHL
Home	14	71	80.3	21st NHL
Road	22	92	76.1	23rd NHL

PENALTIES

	Pen.	PIM	Avg.	Rank
Overall	209	516	10.75	9th NHL



2012-13 Home and Road Statistics

Player	Pos	HOME					ROAD				
		GP	G	A	P	+/-	Player	GP	G	A	P +/-
Alex Ovechkin	L	24	13	14	27	2	Alex Ovechkin	24	19	10	29 0
Mike Ribeiro	C	24	6	20	26	0	Nicklas Backstrom	24	5	21	26 6
Nicklas Backstrom	C	24	3	19	22	2	Mike Ribeiro	24	7	16	23 -4
Troy Brouwer	R	23	10	9	19	-2	Troy Brouwer	24	9	5	14 -3
Martin Erat	R	23	3	14	17	0	Mike Green	18	6	7	13 -4
Mike Green	D	17	6	7	13	1	Marcus Johansson	17	3	10	13 4
Mathieu Perreault	C	20	5	8	13	9	Joel Ward	21	5	6	11 5
Jason Chimera	L	23	3	9	12	7	John Carlson	24	1	10	11 7
John Carlson	D	24	5	6	11	4	Eric Fehr	20	4	3	7 1
Eric Fehr	R	21	5	5	10	13	Martin Erat	22	2	5	7 -7
Joel Ward	R	18	3	6	9	2	Karl Alzner	24	1	4	5 -4
Marcus Johansson	C	17	3	6	9	-1	Matt Hendricks	24	3	1	4 -2
Wojtek Wolski	L	15	3	4	7	3	Jay Beagle	24	2	2	4 1
Steve Oleksy	D	14	1	5	6	5	Mathieu Perreault	19	1	3	4 -2
Jack Hillen	D	10	2	3	5	4	Jack Hillen	13	1	3	4 5
John Erskine	D	16	3	1	4	8	Brooks Laich	7	1	3	4 4
Matt Hendricks	C	24	2	2	4	-4	Steve Oleksy	14	0	3	3 4
Tomas Kundratek	D	14	1	3	4	-1	Tomas Kundratek	11	0	3	3 -4
Jay Beagle	R	24	0	4	4	-2	Wojtek Wolski	12	1	1	2 -2
Jeff Schultz	D	11	0	2	2	1	Aaron Volpatti	15	1	1	2 0
Joey Crabb	R	14	1	0	1	-2	Jason Chimera	24	0	2	2 -12
Karl Alzner	D	24	0	0	0	-2	John Erskine	14	0	2	2 2
Aaron Volpatti	L	18	0	0	0	-2	Tom Poti	6	0	2	2 -2
Tom Poti	D	10	0	0	0	0	Joey Crabb	12	1	0	1 1
Brooks Laich	C	2	0	0	0	-2	Jeff Schultz	15	0	1	1 -7
Dmitry Orlov	D	1	0	0	0	0	Dmitry Orlov	4	0	1	1 5
Cameron Schilling	D	1	0	0	0	-1	Cameron Schilling	0	0	0	0 0



2012-13 Even-Strength & Special Teams

Player	Pos	GP	EVEN STRENGTH			POWER PLAY			SHORTHANDED			GW	OT
			G	A	P	G	A	P	G	A	P		
Alex Ovechkin	L	48	16	13	29	16	11	27	0	0	0	4	0
Troy Brouwer	R	47	11	5	16	7	9	16	1	0	1	5	1
Mike Ribeiro	C	48	7	15	22	6	21	27	0	0	0	1	0
Mike Green	D	35	8	4	12	4	10	14	0	0	0	2	1
Nicklas Backstrom	C	48	5	25	30	3	15	18	0	0	0	1	0
Marcus Johansson	C	34	3	14	17	3	1	4	0	1	1	1	0
Eric Fehr	R	41	6	7	13	2	1	3	1	0	1	2	2
Mathieu Perreault	C	39	4	10	14	2	1	3	0	0	0	1	0
Martin Erat	R	45	4	12	16	1	7	8	0	0	0	2	0
Joel Ward	R	39	6	10	16	1	2	3	1	0	1	1	0
John Carlson	D	48	6	11	17	0	5	5	0	0	0	0	0
Jason Chimera	L	47	3	11	14	0	0	0	0	0	0	0	0
Steve Oleksy	D	28	1	8	9	0	0	0	0	0	0	0	0
Jack Hillen	D	23	3	6	9	0	0	0	0	0	0	1	0
Wojtek Wolski	L	27	4	4	8	0	1	1	0	0	0	2	0
Jay Beagle	R	48	2	6	8	0	0	0	0	0	0	1	0
Matt Hendricks	C	48	5	3	8	0	0	0	0	0	0	1	0
Tomas Kundratek	D	25	1	3	4	0	3	3	0	0	0	0	0
John Erskine	D	30	3	3	6	0	0	0	0	0	0	0	0
Karl Alzner	D	48	1	4	5	0	0	0	0	0	0	0	0
Brooks Laich	C	9	1	2	3	0	1	1	0	0	0	0	0
Jeff Schultz	D	26	0	3	3	0	0	0	0	0	0	0	0
Aaron Volpatti	L	33	1	1	2	0	0	0	0	0	0	0	0
Joey Crabb	R	26	2	0	2	0	0	0	0	0	0	0	0
Tom Poti	D	16	0	1	1	0	1	1	0	0	0	0	0
Dmitry Orlov	D	5	0	1	1	0	0	0	0	0	0	0	0
Cameron Schilling	D	1	0	0	0	0	0	0	0	0	0	0	0

2012-13 Situational Statistics

SCORING BY PERIOD

	1st	2nd	3rd	OT
Karl Alzner		0-1-1	1-2-3	0-1-1
Nicklas Backstrom	3-12-15	3-11-14	2-14-16	0-2-2
Jay Beagle	0-3-3	1-1-2	1-2-3	
Troy Brouwer	7-1-8	5-6-11	6-7-13	1-0-1
John Carlson	2-4-6	3-7-10	1-5-6	
Jason Chimera	1-4-5	2-5-7	0-2-2	
Joey Crabb		1-0-1	1-0-1	
Martin Erat		1-2-3		
John Erskine	1-1-2	2-2-4		
Eric Fehr	0-2-2	3-3-6	4-2-6	2-1-3
Mike Green	2-1-3	3-4-7	6-8-14	1-1-2
Matt Hendricks	3-1-4	2-1-3	0-1-1	
Jack Hillen	2-1-3	0-5-5	1-0-1	
Braden Holtby		0-1-1	0-1-1	
Marcus Johansson	2-4-6	2-5-7	2-7-9	
Tomas Kundratek	0-3-3	1-0-1	0-2-2	0-1-1
Brooks Laich	1-1-2	0-2-2		
Steven Olesky	1-3-4	0-3-3	0-1-1	
Dmitry Orlov			0-1-1	
Alex Ovechkin	6-8-14	11-8-19	15-8-22	
Mathieu Perreault	0-3-3	3-6-9	3-2-5	
Tom Poti	0-1-1		0-1-1	
Mike Ribeiro	3-11-14	5-12-17	5-11-16	0-2-2
Jeff Schultz			0-3-3	
Aaron Volpatti		0-1-1		
Joel Ward	3-0-3	3-7-10	2-5-7	
Wojtek Wolski	1-2-3	1-1-2	2-2-4	

SITUATIONAL GOALS

	For	Against
5 on 5	93	87
5 on 4	41	2
5 on 3	1	0
4 on 4	3	2
4 on 3	2	0
3 on 3	0	0
3 on 4	0	2
3 on 5	0	6
4 on 5	3	28
Empty net	3	2
Penalty shots	0	1
Goalie pulled	2	3
1st minute of game	1	1
Last minute of game	5	3
1st minute of period	3	3
Last minute of period	7	6
Within a minute of Caps goal	4	1
Within a minute of opp. goal	0	1

Quickest back-to-back goals scored: 0:26, 3/31 at PHI, L 4-5 OT (Johansson/Ovechkin)
Quickest back-to-back goals scored, one player: 1:55, 4/27 vs. BOS, W 3-2 OT (Green)
Quickest back-to-back goals allowed: 0:11, 2/7 at PIT, L 2-5 (Neal/Cooke)
Fastest goal to start a game: 0:19, 3/17 vs. BUF, W 5-3 (Ovechkin)
Fastest goal allowed to start a game: 0:23, 2/27 at PHI, L 1-4 (Giroux)
Fastest goal to start a period: 0:19, 3/17 vs. BUF, W 5-3 (Ovechkin – first period)
Fastest goal allowed to start a period: 0:12, 3/17 vs. BUF, W 5-3 (Hodgson – second period)
Fastest goal after an opponent's goal: 0:37, 4/23 vs. WPG, W 5-3 (Backstrom after Wheeler)

5-on-3 PP Goals/Opp. (time): 1/7 (7:57) **4-on-3 PP Goals/Opp. (time):** 2/3 (3:38)
5-on-3 PK Kill/Opp. (time): 2/8 (7:50) **4-on-3 PK Kill/Opp. (time):** 4/6 (5:01)
4-on-4 Goals/GA (time): 4/2 (70:01)

2012-13 Situational Statistics

Last 10 games:	8-1-1	Opponent is shut out:	4-0-0	January:	1-5-1
Last 10 at home:	8-1-1	Opponent scores one goal:	7-0-0	February:	6-6-0
Last 10 on road:	8-1-1	Opponent scores two goals:	7-2-1	March:	9-6-1
		Opponent scores three goals:	7-6-1	April:	11-1-1
One-goal games:	13-7-3	Opponent scores four goals:	0-6-0		
Two-goal games:	5-2	Opponent scores five-plus goals:	2-4-1	Playing on a Monday:	0-0-0
Three-goal games:	9-9			Playing on a Tuesday:	7-6-0
Washington scores first:	17-8-2	Washington outshoots opponent:	11-3-0	Playing on a Wednesday:	0-1-0
Opponent scores first:	10-10-1	Outshot by opponent:	16-15-3	Playing on a Thursday:	6-5-1
Washington led at one point:	24-8-1	Shots are even:	0-0-0	Playing on a Friday:	2-0-1
Washington trailed at one point:	12-18-3			Playing on a Saturday:	8-3-0
		Washington has 10-19 shots on net:	1-2-0	Playing on a Sunday:	4-3-1
		Washington has 20-29 shots on net:	15-11-3		
Leading after one period:	12-3-0	Washington has 30-39 shots on net:	9-5-0	Record in first of back-to-back games:	3-4-0
Trailing after one period:	9-9-2	Washington has 40+ shots on net:	2-0-0	Record in second of back-to-back games:	3-2-2
Tied after one period:	5-8			At night:	24-14-3
		Opponent has 10-19 shots on net:	0-0-0	Afternoon (before 6 p.m.):	3-4-0
Leading after two periods:	19-3-0	Opponent has 20-29 shots on net:	7-5-0		
Trailing after two periods:	5-11-2	Opponent has 30-39 shots on net:	18-10-2	vs. Northeast Division:	8-6-1
Tied after two periods:	3-4-1	Opponent has 40+ shots on net:	2-3-1	vs. Atlantic Division:	4-9-2
				vs. Southeast Division:	15-3-0
Overtime:	4-3	Washington has more penalties than opponent:	7-10-1	vs. EASTERN CONFERENCE:	27-18-3
Shootout:	3-0	Opponent has more penalties:	14-5-2		
		Penalties are even:	6-3-0		
Washington is shut out:	0-1-0				
Washington scores one goal:	1-7-1	Washington scores on the power play:	20-9-2		
Washington scores two goals:	1-8-1	Opponent scores on the power play:	9-14-3		
Washington scores three goals:	9-2-0	Washington fails to score on the power play:	6-8-1		
Washington scores four goals:	5-0-1	Opponent fails to score on the power play:	18-4-0		
Washington scores five-plus goals:	11-0-0	Washington scores on the PP and does not allow a PPG:	14-1-0		

SCORING BY MONTH

SCORING BY MONTH	JAN. (7 GP)	FEB. (12 GP)	MARCH (16 GP)	APRIL (13 GP)
Karl Alzner			1-0-1	0-3-3
Nicklas Backstrom	0-4-4	2-9-11	4-12-16	2-15-16
Jay Beagle	0-2-2	1-1-2	1-0-1	0-3-3
Troy Brouwer	2-0-2	6-4-10	5-9-14	6-1-7
John Carlson	0-1-1	3-4-7	2-7-9	1-4-5
Jason Chimera	0-5-5	0-2-2	1-1-2	2-3-5
Joey Crabb	1-0-1		1-0-1	
Martin Erat	NSH	NSH	NSH	1-2-3
John Erskine	1-1-2	1-0-1	1-1-2	0-1-1
Eric Fehr		4-3-7	2-3-5	3-2-5
Mike Green	1-2-3	1-3-4	3-1-4	7-8-15
Matt Hendricks	2-0-2	1-1-2	1-2-3	1-0-1
Jack Hillen			0-1-1	3-5-8
Braden Holtby		0-1-1	0-1-1	
Marcus Johansson		1-0-1	4-7-11	1-9-10
Tomas Kundratek		0-5-5	1-1-2	
Brooks Laich			1-3-4	
Steven Oleksy			1-5-6	0-3-3
Dmitry Orlov			0-1-1	
Alex Ovechkin	2-1-3	6-6-12	10-9-19	14-8-21
Mathieu Perreault		2-5-7	3-2-5	1-4-5
Tom Poti	0-1-1	0-1-1		
Mike Ribeiro	1-7-8	5-9-14	5-8-13	2-12-14
Jeff Schultz		0-3-3		
Aaron Volpatti			0-1-1	
Joel Ward	4-2-6	2-5-7	0-4-4	2-1-3
Wojtek Wolski	1-1-2	1-1-2	2-2-4	0-1-1

2012-13 Statistics & Notes

CAPITALS MULTIPLE GAMES

	Goals			Assists			Points				
	2	3	Total	2	3+	Total	2	3	4	5	Total
Karl Alzner											
Nicklas Backstrom				4	3	7	10	2	1		13
Jay Beagle											
Troy Brouwer	3		3	2		2	7				7
John Carlson				1		1	3				3
Jason Chimera				1		1	2				2
Joey Crabb											
Martin Erat							1				1
John Erskine											
Eric Fehr	1		1	1		1	3	1			4
Mike Green	2		2	2		2	5	1			6
Matt Hendricks											
Jack Hillen				1		1	2				2
Marcus Johansson				3		3	6				6
Tomas Kundratek							1				1
Steven Olesky				2		2	2				2
Alex Ovechkin	4	2	6	3		3	10	4	2		16
Mathieu Perreault					2	2	4	1			5
Tom Poti											
Mike Ribeiro				10		10	13	3			16
Jeff Schultz											
Aaron Volpatti											
Joel Ward	1		1	2		2	5				5
Wojtek Wolski				1		1		1			1

CAPITALS' THREE STARS

(5-3-1 basis)	1st	2nd	3rd	Selections	Points
Karl Alzner					
Nicklas Backstrom	3	1	1	5	19
Jay Beagle					
Troy Brouwer		3	3	6	12
John Carlson		1	1	2	4
Jason Chimera		1		1	3
Joey Crabb					
Martin Erat		1		1	3
John Erskine			1	1	1
Eric Fehr	2	1		3	13
Mike Green	2	1	1	4	14
Matt Hendricks	1			1	5
Jack Hillen					
Braden Holtby	9	3	3	15	57
Marcus Johansson	1	1		2	8
Tomas Kundratek			1	1	1
Michal Neuvirth	1	2	2	5	13
Brooks Laich					
Steven Olesky			1	1	1
Dmitry Orlov					
Alex Ovechkin	6	3	5	14	44
Mathieu Perreault		2		2	6
Tom Poti					
Mike Ribeiro	2	4	3	9	25
Jeff Schultz					
Aaron Volpatti					
Joel Ward	2			3	11
Wojtek Wolski		1		1	3

RECORD WITH A

	GOAL	POINT
Karl Alzner	1-0-0	4-1-0
Nicklas Backstrom	6-1-1	23-7-1
Jay Beagle	2-0-0	5-3-0
Troy Brouwer	14-2-0	17-8-1
John Carlson	3-3-0	13-5-1
Jason Chimera	3-0-0	8-4-0
Joey Crabb	1-1-0	1-1-0
Martin Erat	1-0-0	1-1-0
John Erskine	3-0-0	5-1-0
Eric Fehr	8-0-0	11-1-0
Mike Green	7-1-2	14-2-3
Matt Hendricks	3-2-0	6-2-0
Jack Hillen	3-0-0	5-1-1
Braden Holtby		2-0-0
Marcus Johansson	3-2-1	10-4-2
Tomas Kundratek	1-0-0	4-2-0
Brooks Laich	1-0-0	3-0-1
Steven Olesky	0-1-0	6-1-0
Dmitry Orlov		1-0-0
Alex Ovechkin	19-3-2	23-7-2
Mathieu Perreault	4-2-0	8-2-0
Tom Poti		0-2-0
Mike Ribeiro	6-6-1	18-11-1
Jeff Schultz		3-0-0
Aaron Volpatti		1-0-0
Joel Ward	4-3-0	9-4-1
Wojtek Wolski	3-1-0	4-3-0

2012-13 Highs, Lows & Streaks

TEAM

Most goals, game: 7 (3/7 vs. FLA, W 7-1)
Most goals, period: 4 (3 times, last: 4/2 at CAR, W 5-3 – second period)
Most goals allowed, game: 6 (twice, last: 2/3 vs. PIT, L 3-6)
Most goals allowed, period: 5 (2/7 at PIT, L 2-5 – second period)
Fewest goals, game: 0 (3/12 vs. CAR, L 0-4)
Fewest goals allowed, game: 0 (4 times, last: 3/21 at WPG, W 4-0)
Most shots, game: 41 (4/23 vs. WPG, W 5-3)
Most shots, period: 20 (4/13 vs. TB, W 6-5 OT)
Most shots allowed, game: 45 (3/9 at NYI, L 2-5)
Most shots allowed, period: 23 (4/25 vs. OTT, L 1-2 OT – third period)
Fewest shots, game: 19 (3 times, last: 4/18 at OTT, L 1-3)
Fewest shots, period (regulation): 3 (4 times, last: 3/21 at WPG, W 4-0 – second period)
Fewest shots allowed, game: 20 (3/21 at WPG, W 4-0)
Fewest shots allowed, period (regulation): 2 (1/24 vs. MTL, L 1-4 – third period)
Most penalties, game: 8 (4 times, last: 2/21 vs. NJ, L 2-3)
Most penalties, period: 7 (2/21 vs. NJ, L 2-3 – third period)
Most penalty minutes, game: 30 (1/22 vs. WPG, L 2-4)
Most penalty minutes, period: 22 (2/21 vs. NJ, L 2-3 – third period)
Fewest penalties, game: 1 (4/9 at MTL, W 3-2)
Fewest penalty minutes, game: 2 (4/9 at MTL, W 3-2)
Most power-play goals, game: 3 (twice, last: 4/27 vs. BOS, W 3-2 OT)
Most power-play goals, period: 2 (5 times, last: 4/27 vs. BOS, W 3-2 OT – third period)
Fewest power-play opportunities, game: 1 (4 times, last: 4/25 vs. OTT, L 1-2 OT)
Most power-play goals allowed, game: 3 (twice, last: 2/7 at PIT, L 2-5)
Most power-play goals allowed, period: 3 (2/7 at PIT, L 2-5 – second period)
Most shorthanded goals, game: 1 (3 times, last: 4/2 at CAR, W 5-3)
Most shorthanded goals allowed, game: 1 (4 times, last: 3/12 vs. CAR, L 0-4 – third; empty net)
Largest margin of victory: 6 (3/7 vs. FLA, W 7-1)
Largest margin of defeat: 4 (3/12 vs. CAR, L 0-4)
Longest winning streak: 8 games (4/2-16)
Longest home winning streak: 6 games (4/4-23)
Longest road winning streak: 4 games (3/21-3/30)
Longest losing streak: 4 games (1/19-25)
Longest home losing streak: 2 games (3 times, last: 3/10-12)
Longest road losing streak: 5 games (1/19-2/7)
Largest deficit overcome in a win: 3 goals (3/5 vs. BOS, W 4-3 OT)
Largest deficit overcome in an OT or SO loss: 2 goals (1/25 at NJ, L 2-3 ot)
Largest lead surrendered in a loss: 2 goals (1/29 at OTT, L 2-3)
Largest lead surrendered in an OT or SO loss: 2 goals (3/31 at PHI, OTL 4-5)

INDIVIDUAL

Most goals, game: 3 (twice, last: Ovechkin, 4/6 at FLA, W 4-3)
Most goals, period: 2 (4 times, last: Green, 4/27 vs. BOS, W 3-2 OT – third period)
Most assists, game: 4 (Backstrom, 4/2 at CAR, W 5-3)
Most assists, period: 3 (Backstrom, 4/2 at CAR, W 5-3 – second period)
Most points, game: 4 (3 times, last: Ovechkin, 4/6 at FLA, W 4-3, 3g-1a)
Most points, period: 3 (3 times, last: Ovechkin, 4/6 at FLA, W 4-3 – second period, 2g-1a)
Most power-play goals, game: 2 (twice, last: Green, 4/27 vs. BOS, W 3-2 OT)
Most shorthanded goals, game: 1 (3 times, last: Ward, 4/2 at CAR, W 5-3)
Most penalty minutes, game: 15 (Hendricks, 2/1 vs. PHI, W 3-2)
Most saves, game: 43 (Holtby, 4/11 vs. CAR, W 3-1)
Most saves, period: 23 (Neuvirth, 4/25 vs. OTT, L 1-2 OT – third period)
Most ice time, game: 31:10 (Green, 1/25 at NJ, L 2-3 ot)
Most shots on goal, game: 10 (Ovechkin, 3/30 at BUF, W 4-3 SO)
Most face-off wins, game: 19 (Backstrom, 2/12 at FLA, W 6-5 OT)
Most face-offs taken, game: 29 (Backstrom, 2/12 at FLA, W 6-5 OT)
Most hits, game: 8 (3 times, last: Erskine, 4/13 vs. TB, W 6-5 OT)
Most blocked shots, game: 7 (3 times, last: Erskine, 4/23 vs. WPG, W 5-3)
Longest point streak: 9 games (twice, last: Backstrom, 3/30-4/13, 1g-14a)
Longest goal streak: 5 games (Ovechkin, 3/17-24, 6g-3a)
Longest assist streak: 7 games (twice, last: Backstrom, 4/2-13, 13a)

2012-13 Shootouts & Penalty Shots

SHOOTOUTS

Date	Shootout Score	Rounds	Clinching Goal	Goaltender	Site
3/24/13	Washington 2, NY Rangers 1	4	Nicklas Backstrom	Braden Holtby	New York
3/30/13	Washington 2, Buffalo 0	2	Matt Hendricks	Braden Holtby	Buffalo
4/4/13	Washington 1, NY Islanders 0	3	Alex Ovechkin	Braden Holtby	Washington

Player	Goals/Shots	Pct.	GDG	Career	Pct.
Matt Hendricks	1/3	33.3	1	9/15	60.0
Mike Ribeiro	0/2	0.0	0	21/57	36.8
Nicklas Backstrom	1/1	100.0	1	9/26	34.6
Alex Ovechkin	3/3	100.9	1	23/68	33.8

Goaltenders

Braden Holtby 3-0 record, 9 attempts, 1 GA (Career: 4-2 record, 6 GA on 20 attempts)

PENALTY SHOTS

Capitals

None

Opponents

Steve Bernier	vs. New Jersey	2/23/13	Braden Holtby	Save
Brad Marchand	vs. Boston	3/5/13	Braden Holtby	Goal

2012-13 GAME-BY-GAME STATISTICS

Date	Opp.	POTI #3	ERSKINE #4	OVECHKIN #8	RIBEIRO #9	ERAT #10	CRABB #15	FEHR #16
19-Jan	@ T.B	0-1 1/-2 13:20	DND	0-0 4/0 23:35	0-2 3/1 18:11		DND	DND
22-Jan	Vs WPG	0-0 0/-1 21:31	DND	0-1 4/0 23:59	0-1 1/0 21:21		0-0 1/0 6:00	DND
24-Jan	Vs MTL	0-0 1/1 15:49	DND	0-0 3/-1 22:26	0-0 0/0 16:03		1-0 2/0 12:13	DND
25-Jan	@ N.J	DND	0-0 3/-1 17:30	0-0 2/0 22:29	1-0 3/0 14:59		0-0 1/0 12:38	0-0 1/0 9:10
27-Jan	Vs BUF	DND	1-0 3/1 20:56	1-0 (W) 5/-1 18:29	0-2 1/2 13:46		0-0 0/-1 15:05	0-0 1/-1 8:25
29-Jan	@ OTT	DND	0-1 0/0 21:12	0-0 2/0 19:51	0-0 2/-1 17:54		0-0 2/1 12:43	0-0 2/-1 8:26
31-Jan	@ TOR	DND	0-0 1/0 17:56	1-0 2/-1 19:39	0-2 0/1 17:07		0-0 1/-1 12:18	0-0 2/-1 4:11
1-Feb	Vs PHI	DND	0-0 1/1 19:55	0-0 7/0 22:16	0-0 2/0 18:50		0-0 1/0 6:32	0-0 0/0 5:58
3-Feb	Vs PIT	0-0 1/-1 16:57	SUS	0-1 5/1 21:54	1-1 1/1 20:09		0-0 0/0 8:52	0-0 0/-1 8:24
5-Feb	Vs TOR	0-0 2/-1 22:36	SUS	0-1 4/-2 22:44	1-0 1/-1 21:08		0-0 0/0 13:02	0-0 0/0 7:00
7-Feb	@ PIT	DND	SUS	1-1 6/-1 19:36	1-1 1/0 19:16		0-0 1/0 13:49	0-0 3/0 10:45
9-Feb	Vs FLA	DND	0-0 1/1 17:21	1-0 5/1 20:29	0-1 0/1 17:57		0-0 0/0 11:03	0-1 0/2 13:07
12-Feb	@ FLA	DND	0-0 3/-2 19:40	1-1 3/-1 16:53	1-2 3/-2 16:55		0-0 0/-1 10:06	1-1 2/1 13:06
14-Feb	@ T.B	DND	0-0 3/1 23:42	0-0 5/2 19:30	0-0 1/-2 17:19		0-0 1/1 8:06	2-0 2/1 13:17
17-Feb	@ NYR	0-0 0/-1 9:46	0-0 2/1 21:16	0-0 7/1 21:16	0-1 0/1 18:36		0-0 1/0 8:34	0-1 0/1 16:12
21-Feb	Vs N.J	0-0 0/0 13:06	0-0 0/-1 16:41	0-0 4/-2 22:39	1-0 3/-2 21:49		0-0 2/0 5:59	0-0 1/0 12:45
23-Feb	Vs N.J	0-0 0/1 17:06	0-0 1/0 18:22	3-1 (W) 7/2 16:40	0-2 1/1 16:12		0-0 0/0 9:35	1-0 4/0 14:05
26-Feb	Vs CAR	0-0 1/0 17:21	1-0 1/2 20:34	0-1 0/0 17:52	0-1 0/0 16:54		0-0 0/0 11:19	0-0 3/2 13:44
27-Feb	@ PHI	0-1 1/1 14:36	0-0 2/0 19:42	0-0 6/-1 21:22	0-0 1/-2 15:11		0-0 0/0 6:31	0-0 0/-1 17:12
2-Mar	@ WPG	0-0 0/0 15:47	0-1 0/2 19:28	0-1 4/2 19:25	1-1 3/2 16:34		0-0 0/0 6:25	0-1 3/2 19:26
5-Mar	Vs BOS	0-0 0/2 12:35	0-0 0/-1 19:21	0-1 4/1 23:19	1-0 3/1 19:42		0-0 1/-1 4:59	1-2 (W) 3/3 19:57
7-Mar	Vs FLA	DND	1-0 2/2 18:02	1-2 4/3 17:32	1-2 1/2 16:29		0-0 1/0 12:17	0-0 4/1 14:06
9-Mar	@ NYI	DND	0-0 1/0 1:18	0-0 4/-2 18:50	0-0 0/-1 18:13		0-0 3/0 8:40	0-0 2/0 14:26
10-Mar	Vs NYR	0-0 1/0 12:59	INJ	0-0 4/-3 22:26	0-0 1/-3 20:39		0-0 0/0 7:19	0-0 2/0 15:21
12-Mar	Vs CAR	DND	INJ	0-0 0/-1 22:27	0-0 1/-2 17:42		DND	0-0 3/0 17:06
14-Mar	@ CAR	0-0 0/0 17:01	INJ	1-1 6/1 21:15	1-0 (W) 1/0 15:29		1-0 1/1 5:40	0-0 4/0 14:26
16-Mar	@ BOS	0-0 0/0 15:27	INJ	0-0 4/-1 20:31	0-0 2/-1 17:22		0-0 0/0 8:24	0-0 0/-1 15:49
17-Mar	Vs BUF	0-0 0/-1 7:38	INJ	1-0 5/0 20:11	0-2 0/0 18:47		0-0 1/0 6:44	0-0 2/0 15:06
19-Mar	@ PIT	INJ	INJ	1-0 4/0 25:33	0-1 0/-1 18:54		DND	0-0 5/0 15:00
21-Mar	@ WPG	INJ	INJ	1-2 5/2 18:23	0-0 1/1 15:15		DND	0-0 4/0 12:23
22-Mar	@ WPG	INJ	INJ	2-0 6/0 17:40	0-2 0/2 16:06		DND	0-0 0/1 12:58
24-Mar	@ NYR	INJ	INJ	1-1 5/1 20:03	0-0 2/0 19:33		MIN	0-0 0/-1 9:45
26-Mar	Vs NYI	INJ	INJ	0-1 4/0 23:35	1-0 2/0 19:47		MIN	INJ
30-Mar	@ BUF	INJ	INJ	1-0 10/1 25:57	0-0 4/0 21:14		MIN	INJ
31-Mar	@ PHI	INJ	INJ	1-0 6/-2 23:39	0-0 0/-1 20:50		MIN	INJ
2-Apr	@ CAR	INJ	0-0 0/0 13:32	2-1 (W) 6/2 19:59	0-0 2/0 17:45		MIN	INJ
4-Apr	Vs NYI	INJ	0-0 0/0 16:00	0-0 2/1 21:33	0-0 2/0 15:11	0-0 0/0 14:43	MIN	0-0 0/0 7:22
6-Apr	@ FLA	INJ	0-0 3/0 16:24	3-1 (W) 4/1 20:53	1-1 2/-1 21:34	0-0 0/0 4:17	MIN	0-0 4/-1 17:51
7-Apr	Vs T.B	INJ	0-0 0/0 15:47	2-0 8/1 20:33	0-1 2/2 19:47	INJ	MIN	0-0 0/1 15:09
9-Apr	@ MTL	INJ	0-0 0/0 22:26	1-0 2/2 21:54	0-0 2/-2 17:02	INJ	MIN	1-0 3/1 15:21
11-Apr	Vs CAR	INJ	0-0 2/1 22:47	0-0 6/1 22:32	0-1 3/0 18:42	INJ	MIN	0-0 1/0 14:50
13-Apr	Vs T.B	INJ	0-0 1/0 20:38	1-1 9/-1 21:37	0-2 1/-2 17:02	0-0 1/-2 15:11	MIN	1-1 2/2 17:30
16-Apr	Vs TOR	INJ	0-0 0/1 18:12	1-1 5/0 20:55	0-2 1/1 14:55	1-1 (W) 2/2 12:10	MIN	0-1 1/2 13:12
18-Apr	@ OTT	INJ	0-0 0/0 18:40	0-0 4/-3 21:30	1-0 2/0 18:40	0-1 1/0 17:08	MIN	0-0 2/0 16:04
20-Apr	@ MTL	INJ	0-0 0/1 20:03	2-1 6/1 18:38	0-3 0/2 15:14	0-0 1/1 15:20	MIN	0-0 1/0 12:51
23-Apr	Vs WPG	INJ	0-1 1/3 19:11	1-1 6/1 17:22	0-0 1/0 14:46	0-0 1/0 16:25	MIN	0-0 2/2 15:20
25-Apr	Vs OTT	INJ	0-0 0/-1 19:59	1-0 3/1 17:47	0-0 0/0 15:27	0-0 1/0 16:10	MIN	0-0 0/0 14:46
27-Apr	Vs BOS	INJ	0-0 0/-1 17:17	0-2 3/0 22:49	0-2 0/-1 17:42	0-0 2/-1 13:50	MIN	1-0 (W) 3/0 16:21

Goals-Assists-Shots/Rating/PIM Time on Ice

DND-Did Not Dress

Goalies: Goals Allowed/Shots, Decision, Minutes Played

2012-13 GAME-BY-GAME STATISTICS

Date	Opp.	WOLSKI #17	BACKSTROM #19	BROUWER #20	LAICH #21	VOLPATTI #24	CHIMERA #25	HENDRICKS #26
19-Jan	@ T.B	1-0 1/1 14:42	0-0 3/-1 19:57	0-0 2/-1 21:01	INJ	VAN	0-1 1/0 12:13	0-0 2/-1 13:10
22-Jan	Vs WPG	0-0 5/-1 16:02	0-2 2/-1 22:17	1-0 2/-1 20:10	INJ	VAN	0-0 2/0 14:04	1-0 3/1 9:58
24-Jan	Vs MTL	0-0 3/-1 18:28	0-0 1/-1 18:02	0-0 2/0 16:36	INJ	VAN	0-1 2/1 11:22	0-0 1/-1 11:43
25-Jan	@ N.J	0-0 3/-1 14:24	0-0 1/1 22:43	0-0 1/-1 22:15	INJ	VAN	0-0 3/0 11:47	0-0 1/0 12:55
27-Jan	Vs BUF	0-0 4/-1 13:09	0-0 2/0 19:42	0-0 3/0 18:40	INJ	VAN	0-2 3/2 12:44	0-0 0/0 15:22
29-Jan	@ OTT	0-1 3/0 11:19	0-1 1/0 18:02	1-0 2/0 17:33	INJ	VAN	0-0 3/-1 12:47	1-0 1/1 13:57
31-Jan	@ TOR	0-0 0/0 15:57	0-1 0/0 18:38	0-0 1/0 17:05	INJ	VAN	0-1 2/1 11:59	0-0 1/-1 11:33
1-Feb	Vs PHI	1-0 (W) 2/0 17:07	1-1 5/2 22:29	1-0 2/1 18:48	INJ	VAN	0-0 0/1 15:05	0-0 1/0 2:23
3-Feb	Vs PIT	0-0 2/0 16:47	0-1 3/0 22:55	0-1 2/0 20:19	INJ	VAN	0-0 3/-2 13:40	0-0 0/0 11:26
5-Feb	Vs TOR	0-0 1/-1 17:17	0-1 1/-1 17:47	0-1 2/-1 18:14	INJ	VAN	0-0 4/-1 14:59	0-0 0/-1 10:12
7-Feb	@ PIT	0-0 2/-1 14:17	0-0 2/0 18:10	0-0 2/0 16:37	INJ	VAN	0-0 0/0 12:33	0-0 1/0 11:45
9-Feb	Vs FLA	0-0 2/1 14:28	0-0 2/1 18:44	2-0 (W) 2/1 17:15	INJ	VAN	0-1 1/1 14:54	0-0 1/0 11:46
12-Feb	@ FLA	0-0 2/-1 16:29	0-2 3/1 21:00	1-0 (W) 5/0 20:31	INJ	VAN	0-0 0/-3 5:43	1-0 2/1 17:42
14-Feb	@ T.B	0-0 2/0 18:37	0-1 2/0 20:15	1-0 4/0 19:26	INJ	VAN	0-0 3/-2 14:56	0-0 2/1 9:42
17-Feb	@ NYR	0-0 1/-1 11:39	0-0 0/-1 20:44	0-0 2/-1 17:01	INJ	VAN	0-0 0/0 11:01	0-0 2/0 14:03
21-Feb	Vs N.J	0-0 1/0 8:22	0-1 1/-1 20:52	0-2 3/-1 18:52	INJ	VAN	0-0 1/-1 10:57	0-0 0/0 14:56
23-Feb	Vs N.J	0-0 2/0 14:07	0-1 0/-1 22:06	1-0 1/-1 20:23	INJ	VAN	0-1 3/1 11:12	0-1 1/1 12:44
26-Feb	Vs CAR	0-0 2/0 13:57	1-1 (W) 3/1 17:48	0-0 4/1 16:02	INJ	VAN	0-0 7/0 14:46	0-0 0/0 12:23
27-Feb	@ PHI	0-0 3/1 15:39	0-0 1/0 18:03	0-0 0/-1 17:59	INJ	VAN	0-0 0/-1 10:34	0-0 0/0 14:32
2-Mar	@ WPG	DND	0-1 1/1 22:16	1-0 4/1 21:13	INJ	0-0 1/0 5:24	0-0 2/0 13:27	1-0 (W) 2/1 14:48
5-Mar	Vs BOS	1-0 2/2 18:57	0-3 1/2 21:53	INJ	INJ	0-0 0/0 3:43	0-0 3/0 15:35	0-0 2/1 14:16
7-Mar	Vs FLA	1-2 (W) 1/2 12:15	0-1 1/0 16:20	0-2 1/1 16:29	INJ	DND	0-0 1/0 15:02	0-1 3/1 14:00
9-Mar	@ NYI	0-0 0/0 7:05	1-0 2/-1 19:25	0-1 1/0 19:07	INJ	DND	0-0 3/0 11:42	0-0 1/-1 17:49
10-Mar	Vs NYR	DND	0-0 3/0 22:01	0-0 4/0 19:05	INJ	0-0 0/0 6:23	0-1 3/1 12:39	0-0 0/-2 12:48
12-Mar	Vs CAR	0-0 4/0 9:50	0-0 1/-1 20:17	0-0 3/-1 19:23	INJ	DND	0-0 1/-2 14:37	0-0 0/-2 12:18
14-Mar	@ CAR	DND	0-1 0/0 20:21	0-1 1/-1 16:17	INJ	0-1 0/1 11:58	0-0 1/-1 14:59	0-0 0/0 14:33
16-Mar	@ BOS	DND	0-0 1/-1 18:34	0-0 3/-1 18:54	INJ	0-0 0/0 13:38	0-0 6/0 18:04	0-0 4/-2 8:22
17-Mar	Vs BUF	DND	0-2 0/0 20:27	1-1 2/1 19:00	INJ	DND	1-0 3/1 13:33	0-0 1/0 8:52
19-Mar	@ PIT	DND	0-0 4/0 23:11	0-1 0/0 19:38	0-0 1/0 12:51	DND	0-0 1/-1 10:39	0-0 3/0 9:49
21-Mar	@ WPG	DND	1-1 3/2 17:25	1-0 (W) 3/1 15:18	0-1 1/1 14:11	DND	0-0 1/0 11:19	0-0 2/0 13:34
22-Mar	@ WPG	DND	0-1 1/-1 18:56	1-0 (W) 2/2 17:26	1-0 3/3 14:11	DND	0-0 0/0 14:04	0-1 2/1 11:02
24-Mar	@ NYR	DND	1-1 1/1 18:45	0-0 3/0 19:19	0-0 1/0 16:54	DND	0-0 0/-1 9:14	0-0 1/0 15:21
26-Mar	Vs NYI	0-0 0/1 6:51	0-0 2/0 22:04	0-1 2/0 20:58	0-0 1/-2 19:41	DND	0-0 0/0 9:34	0-0 1/-1 10:06
30-Mar	@ BUF	0-0 1/0 8:23	0-1 0/1 21:57	1-1 5/0 20:37	0-1 0/-1 19:33	DND	0-0 2/0 10:39	0-0 1/0 9:05
31-Mar	@ PHI	DND	1-0 2/-1 18:54	0-1 2/0 18:54	0-1 1/1 20:28	0-0 0/0 6:03	0-0 2/-1 10:17	0-0 1/0 10:08
2-Apr	@ CAR	DND	0-4 0/3 18:38	0-0 0/0 18:44	0-0 1/0 17:02	0-0 0/0 8:00	0-0 0/0 11:53	0-0 1/0 6:37
4-Apr	Vs NYI	DND	0-1 1/1 21:19	0-0 0/0 17:25	0-0 1/0 13:59	DND	DND	0-0 0/-1 11:20
6-Apr	@ FLA	DND	0-3 0/1 19:07	0-0 3/-1 20:29	INJ	DND	0-0 3/-1 12:30	0-0 2/-1 10:55
7-Apr	Vs T.B	DND	0-1 7/0 17:40	0-0 3/0 16:39	INJ	0-0 0/0 7:29	0-1 2/1 14:21	0-0 3/1 12:49
9-Apr	@ MTL	0-0 0/0 7:10	0-2 2/2 20:08	0-0 1/-2 16:27	INJ	0-0 2/-1 14:26	0-0 3/0 12:45	0-0 0/0 10:10
11-Apr	Vs CAR	0-1 0/1 7:09	0-1 0/1 19:25	2-0 2/1 17:36	INJ	0-0 1/0 14:45	0-0 2/0 11:53	0-0 1/0 7:45
13-Apr	Vs T.B	DND	0-1 0/-1 19:18	1-0 4/-2 20:59	INJ	0-0 1/0 8:21	1-0 4/2 13:45	0-0 0/0 10:48
16-Apr	Vs TOR	DND	0-0 2/0 19:32	1-0 1/1 17:12	INJ	0-0 1/0 13:50	0-1 2/1 11:09	0-0 1/0 14:06
18-Apr	@ OTT	DND	0-0 1/-2 15:41	0-0 3/0 17:14	INJ	0-0 1/-1 9:00	0-0 0/0 12:22	0-0 0/-1 9:10
20-Apr	@ MTL	DND	1-1 4/1 21:48	2-0 (W) 4/2 18:21	INJ	0-0 0/0 8:39	0-0 1/-1 11:22	0-0 0/0 10:31
23-Apr	Vs WPG	DND	1-1 4/1 16:59	0-0 5/-1 16:23	INJ	0-0 2/1 10:20	1-1 2/1 14:08	1-0 1/1 10:36
25-Apr	Vs OTT	DND	0-0 1/0 20:27	0-0 3/0 19:19	INJ	0-0 1/-1 6:35	0-0 2/0 12:42	0-0 0/-1 9:11
27-Apr	Vs BOS	DND	0-0 4/0 22:12	0-1 4/-1 18:03	INJ	0-0 0/-1 9:34	0-0 4/0 14:13	0-0 2/-1 9:40

Goals-Assists-Shots/Rating/PIM Time on Ice

DND-Did Not Dress

Goalies: Goals Allowed/Shots, Decision, Minutes Played

2012-13 GAME-BY-GAME STATISTICS

Date	Opp.	ALZNER #27	KUNDRAK #36	HILLEN #38	WARD #42	HAMRLIK #44	SCHILLING #45	GREEN #52
19-Jan	@ T.B	0-0 1/0 22:31	MIN	0-0 0/-1 3:29	2-0 5/1 13:37	0-1 0/0 12:36	MIN	0-0 2/-1 26:57
22-Jan	Vs WPG	0-0 1/0 19:40	0-0 1/0 11:00	INJ	0-0 1/0 13:40	0-0 2/-1 13:48	MIN	0-0 1/0 27:35
24-Jan	Vs MTL	0-0 2/-2 17:32	0-0 1/0 13:09	INJ	0-0 2/0 13:25	0-0 0/0 19:48	MIN	0-0 5/0 25:44
25-Jan	@ N.J	0-0 0/1 22:47	0-0 0/-1 12:16	INJ	0-1 1/1 15:19	DND	MIN	1-1 4/1 31:10
27-Jan	Vs BUF	0-0 0/-1 25:03	0-0 0/0 10:34	INJ	1-1 2/2 15:23	DND	MIN	0-1 2/0 27:58
29-Jan	@ OTT	0-0 2/0 18:24	0-0 1/0 11:35	INJ	0-0 1/0 16:40	DND	MIN	0-0 5/0 25:01
31-Jan	@ TOR	0-0 1/1 21:28	0-0 2/-2 15:15	INJ	1-0 1/1 14:51	DND	MIN	0-0 2/1 25:57
1-Feb	Vs PHI	0-0 0/0 18:44	0-0 1/-1 14:29	INJ	0-0 1/0 19:10	DND	MIN	0-1 2/1 25:51
3-Feb	Vs PIT	0-0 0/-1 20:51	0-0 0/-1 14:22	INJ	0-0 1/-2 13:59	DND	MIN	1-0 1/0 25:18
5-Feb	Vs TOR	0-0 2/-1 21:20	0-1 0/-1 10:19	INJ	0-0 1/0 12:47	DND	MIN	0-0 2/-1 27:54
7-Feb	@ PIT	0-0 1/-1 19:14	0-1 1/0 14:07	INJ	0-0 1/0 12:41	0-0 0/0 16:11	MIN	0-1 2/-1 25:05
9-Feb	Vs FLA	0-0 0/2 21:29	0-0 2/1 16:26	INJ	1-1 2/2 13:20	DND	MIN	0-0 2/2 24:11
12-Feb	@ FLA	1-0 2/2 23:38	0-1 0/-2 14:19	INJ	0-2 1/1 13:16	DND	MIN	0-1 1/2 27:31
14-Feb	@ T.B	0-0 1/-1 26:14	0-1 2/0 12:34	INJ	0-1 1/1 13:06	DND	MIN	0-0 2/-1 25:34
17-Feb	@ NYR	0-0 0/0 20:51	0-0 1/0 23:25	INJ	0-0 2/0 16:25	DND	MIN	INJ
21-Feb	Vs N.J	0-0 0/0 19:57	0-0 0/0 19:02	INJ	0-0 0/0 14:15	DND	MIN	INJ
23-Feb	Vs N.J	0-0 1/1 20:23	0-1 1/1 21:25	INJ	0-0 2/0 16:20	DND	MIN	INJ
26-Feb	Vs CAR	0-0 0/0 17:46	0-0 0/0 16:07	INJ	0-1 6/1 17:20	DND	MIN	0-0 2/0 21:54
27-Feb	@ PHI	0-0 0/-2 21:35	0-0 1/1 17:53	INJ	1-0 3/1 14:11	DND	MIN	0-0 1/-2 22:14
2-Mar	@ WPG	0-0 0/1 20:26	0-0 0/1 22:27	INJ	0-0 0/0 15:28	DND	MIN	INJ
5-Mar	Vs BOS	0-0 0/2 21:57	1-1 1/2 23:02	INJ	0-0 0/0 18:43	DND	MIN	INJ
7-Mar	Vs FLA	0-0 0/2 17:57	0-0 1/1 20:06	INJ	0-0 0/0 18:13	To NYR	MIN	INJ
9-Mar	@ NYI	0-1 0/0 24:08	0-0 0/0 22:13	INJ	0-1 1/-1 16:57		MIN	INJ
10-Mar	Vs NYR	0-0 0/2 21:55	0-0 2/-2 20:06	INJ	0-0 2/1 16:30		MIN	INJ
12-Mar	Vs CAR	0-0 2/-1 23:36	0-0 5/-1 24:13	INJ	0-0 0/-4 13:52		0-0 0/-1 11:58	INJ
14-Mar	@ CAR	0-1 1/2 22:16	0-0 0/-1 3:14	INJ	0-0 2/-1 17:51		DND	INJ
16-Mar	@ BOS	0-0 2/-1 21:35	INJ	0-0 1/-1 14:48	0-0 1/0 15:27		MIN	INJ
17-Mar	Vs BUF	0-0 0/1 18:56	INJ	0-0 0/0 23:03	0-2 2/1 14:47		MIN	INJ
19-Mar	@ PIT	0-0 3/-1 21:11	INJ	0-0 0/0 16:44	0-0 0/1 12:02		MIN	INJ
21-Mar	@ WPG	0-0 0/0 21:22	INJ	0-0 0/1 19:28	0-0 0/0 13:03		MIN	0-0 2/2 22:44
22-Mar	@ WPG	0-1 0/2 18:54	INJ	0-0 1/0 17:57	0-1 0/1 11:59		MIN	1-0 2/1 19:48
24-Mar	@ NYR	0-0 1/-1 24:01	INJ	0-0 2/0 22:54	0-0 3/0 16:05		MIN	0-0 0/-1 25:02
26-Mar	Vs NYI	0-0 0/-1 16:40	INJ	0-0 3/0 20:59	0-0 0/0 14:25		MIN	0-0 3/-1 25:14
30-Mar	@ BUF	0-0 1/0 21:45	DND	0-0 0/-1 25:19	0-0 0/1 13:52		MIN	1-1 5/0 27:16
31-Mar	@ PHI	0-0 1/-2 15:57	DND	0-1 0/0 18:57	0-0 3/-1 15:09		MIN	1-0 3/0 23:22
2-Apr	@ CAR	0-0 1/0 21:17	MIN	0-0 1/3 21:16	1-0 1/1 16:19		MIN	2-0 4/0 24:21
4-Apr	Vs NYI	0-0 1/1 23:14	MIN	0-0 2/-1 23:06	0-0 0/-1 17:07		MIN	1-0 1/1 26:00
6-Apr	@ FLA	0-0 1/-2 18:32	MIN	0-0 0/1 16:55	0-0 1/0 18:52		MIN	0-1 2/-2 22:32
7-Apr	Vs T.B	0-0 1/1 25:34	MIN	0-2 2/2 14:51	1-1 (W) 2/2 13:35		MIN	0-0 2/1 26:37
9-Apr	@ MTL	0-0 0/-1 20:41	MIN	1-1 (W) 3/2 14:55	INJ		MIN	0-0 3/-1 21:27
11-Apr	Vs CAR	0-0 1/1 20:23	MIN	0-0 1/0 14:20	INJ		MIN	1-0 (W) 3/1 24:35
13-Apr	Vs T.B	0-0 1/-3 18:34	MIN	1-0 1/2 15:59	INJ		MIN	1-0 (W) 7/-3 25:53
16-Apr	Vs TOR	0-0 5/-1 18:45	MIN	1-0 2/1 16:16	INJ		MIN	0-2 4/-1 22:42
18-Apr	@ OTT	0-0 0/-2 18:07	MIN	0-1 0/1 19:21	INJ		MIN	0-0 2/-3 22:24
20-Apr	@ MTL	0-1 1/1 19:26	MIN	0-0 2/0 17:19	INJ		MIN	0-2 1/1 21:39
23-Apr	Vs WPG	0-0 2/1 23:33	MIN	0-1 4/-1 14:54	INJ		MIN	0-1 3/1 24:27
25-Apr	Vs OTT	0-0 0/0 24:32	MIN	0-0 2/1 14:28	INJ		MIN	0-1 4/1 21:57
27-Apr	Vs BOS	0-0 0/-1 21:11	MIN	0-0 1/0 17:47	INJ		MIN	2-1 9/-1 25:59

Goals-Assists-Shots/Rating/PIM Time on Ice

DND-Did Not Dress

Goalies: Goals Allowed/Shots, Decision, Minutes Played

2012-13 GAME-BY-GAME STATISTICS

Date	Opp.	SCHULTZ #55	OLEKSY #61	CARLSON #74	ORLOV #81	BEAGLE #83	PERREAULT #85	JOHANSSON #90
19-Jan	@ T.B	0-0 1/0 9:15	MIN	0-1 2/2 25:02	MIN	0-0 1/0 15:45	0-0 0/-1 3:52	0-0 1/-2 17:15
22-Jan	Vs WPG	DND	MIN	0-0 4/0 20:56	MIN	0-0 2/0 15:07	0-0 2/0 4:58	0-0 0/-1 10:30
24-Jan	Vs MTL	DND	MIN	0-0 2/-1 19:38	MIN	0-1 2/1 14:25	0-0 1/-1 12:15	0-0 1/0 11:58
25-Jan	@ N.J	0-0 0/0 9:04	MIN	0-0 4/-2 25:13	MIN	0-0 0/0 14:19	DND	0-0 0/-2 16:53
27-Jan	Vs BUF	0-0 2/0 9:46	MIN	0-0 1/0 23:18	MIN	0-0 1/-1 18:31	0-0 0/-1 9:09	DND
29-Jan	@ OTT	0-0 0/0 15:10	MIN	0-0 4/0 24:43	MIN	0-1 1/1 15:21	0-0 1/0 9:42	DND
31-Jan	@ TOR	0-0 1/-2 13:22	MIN	0-0 2/0 23:22	MIN	0-0 2/-1 14:42	DND	0-0 1/-1 11:13
1-Feb	Vs PHI	0-0 1/0 12:06	MIN	0-1 0/0 21:53	MIN	0-0 0/0 14:43	DND	0-0 0/0 17:41
3-Feb	Vs PIT	0-0 0/0 13:21	MIN	1-0 4/-1 21:44	MIN	0-0 1/-2 12:36	DND	0-0 0/-1 12:45
5-Feb	Vs TOR	0-0 0/-1 10:51	MIN	0-0 4/-1 23:05	MIN	0-0 1/-1 10:23	DND	1-0 1/0 13:50
7-Feb	@ PIT	0-0 0/0 21:00	MIN	0-0 1/0 20:52	MIN	0-0 1/-1 12:13	DND	0-0 0/0 15:37
9-Feb	Vs FLA	0-1 3/1 17:13	MIN	0-1 1/1 20:40	MIN	0-0 0/0 10:57	1-1 1/2 12:40	INJ
12-Feb	@ FLA	0-0 0/-2 12:27	MIN	0-0 1/0 21:52	MIN	0-0 0/-1 10:15	0-0 1/1 10:50	INJ
14-Feb	@ T.B	0-1 1/0 9:26	MIN	0-1 3/1 22:10	MIN	1-0 (W) 3/1 10:20	0-3 1/1 11:46	INJ
17-Feb	@ NYR	0-0 0/-1 11:18	MIN	1-0 5/1 26:15	MIN	0-0 4/0 10:45	0-0 1/0 14:12	INJ
21-Feb	Vs N.J	0-0 0/0 12:24	MIN	0-0 1/-2 30:34	MIN	0-0 1/0 11:32	1-0 1/0 13:04	INJ
23-Feb	Vs N.J	0-1 0/1 15:56	MIN	0-0 1/0 22:42	MIN	0-0 1/2 10:52	0-0 0/0 13:55	INJ
26-Feb	Vs CAR	DND	MIN	1-1 6/2 22:30	MIN	0-0 2/0 13:39	0-1 3/1 14:11	INJ
27-Feb	@ PHI	DND	MIN	0-0 3/0 20:04	MIN	0-1 0/1 14:06	0-0 2/0 13:30	INJ
2-Mar	@ WPG	0-0 0/0 14:56	MIN	0-0 0/2 22:44	MIN	0-0 0/0 11:06	0-0 1/0 12:40	INJ
5-Mar	Vs BOS	DND	0-1 2/2 10:05	0-0 0/-1 27:30	MIN	0-0 4/0 16:32	0-0 0/-1 8:07	INJ
7-Mar	Vs FLA	0-0 1/0 19:23	0-2 0/2 22:13	1-1 2/1 16:49	MIN	0-0 2/0 15:35	1-1 1/2 13:12	INJ
9-Mar	@ NYI	0-0 0/-1 19:28	0-0 0/-1 20:13	0-1 2/-1 29:14	MIN	0-0 2/0 13:06	1-0 2/-1 8:59	INJ
10-Mar	Vs NYR	0-0 1/0 16:28	1-0 2/0 16:14	0-0 2/0 26:49	MIN	0-0 1/0 10:25	DND	0-1 1/0 15:12
12-Mar	Vs CAR	0-0 1/-1 20:40	0-0 1/-1 11:50	0-0 1/-2 24:26	MIN	0-0 0/0 9:10	0-0 1/0 5:45	0-0 2/-1 15:05
14-Mar	@ CAR	0-0 0/-2 17:25	0-0 1/0 27:55	0-1 5/1 27:36	MIN	0-0 1/1 10:28	DND	0-0 1/-1 15:00
16-Mar	@ BOS	0-0 0/0 16:43	0-0 4/-2 24:01	0-0 1/0 22:39	MIN	0-0 0/0 8:55	DND	1-0 4/1 18:38
17-Mar	Vs BUF	0-0 0/1 14:13	0-0 1/1 21:09	0-0 3/2 30:15	MIN	0-0 0/0 9:48	1-1 1/2 11:59	1-1 (W) 4/1 18:57
19-Mar	@ PIT	0-0 0/0 10:49	0-0 2/-1 21:33	0-0 1/0 27:42	0-0 0/0 11:58	0-0 1/0 11:23	0-0 3/0 11:23	0-0 1/0 16:56
21-Mar	@ WPG	DND	0-0 0/0 16:40	0-1 1/1 23:23	0-0 0/2 14:40	0-0 0/0 14:16	0-0 0/0 12:48	1-1 2/2 17:48
22-Mar	@ WPG	DND	0-1 0/3 18:04	0-1 4/0 22:37	0-1 0/2 17:56	1-0 2/1 12:49	0-0 1/1 13:27	0-2 0/1 14:06
24-Mar	@ NYR	DND	0-1 1/1 15:05	0-1 2/0 26:26	0-0 0/1 14:08	0-0 1/0 15:03	0-0 1/-1 8:48	0-0 0/1 19:02
26-Mar	Vs NYI	DND	0-0 0/0 12:00	1-0 1/0 22:50	0-0 1/0 16:01	0-0 1/-1 9:47	0-0 0/0 8:28	0-1 1/0 18:41
30-Mar	@ BUF	0-0 0/1 11:05	0-0 1/0 13:44	0-0 2/-1 24:55	DND	0-0 3/0 10:54	0-0 2/0 10:06	0-0 1/-1 18:23
31-Mar	@ PHI	0-0 0/0 16:51	0-0 2/0 18:18	0-1 3/-1 20:47	DND	0-0 0/1 13:19	0-0 0/-1 9:37	1-1 3/-1 16:33
2-Apr	@ CAR	DND	0-0 0/0 15:31	0-1 1/3 21:03	MIN	0-0 1/0 10:26	0-0 0/1 12:52	0-2 0/3 16:36
4-Apr	Vs NYI	DND	0-0 0/0 16:26	0-0 4/-1 22:43	MIN	0-0 0/0 8:39	0-0 4/-1 17:02	0-1 3/1 20:51
6-Apr	@ FLA	DND	0-0 0/1 17:24	0-0 1/0 20:18	MIN	0-0 0/-1 8:56	0-0 4/0 14:57	0-2 1/1 15:01
7-Apr	Vs T.B	DND	0-0 1/0 15:24	1-0 2/2 17:59	MIN	0-0 1/0 11:04	0-1 0/1 12:47	0-0 2/0 17:48
9-Apr	@ MTL	DND	0-1 0/2 17:23	0-1 1/0 21:20	MIN	0-0 2/0 10:20	0-0 2/1 13:13	0-1 1/2 20:52
11-Apr	Vs CAR	DND	0-0 0/0 14:05	0-0 3/1 21:20	MIN	0-1 2/1 9:32	0-0 2/0 12:55	0-0 1/0 18:49
13-Apr	Vs T.B	DND	0-2 0/1 14:10	0-0 1/1 22:56	MIN	0-1 2/0 10:57	0-2 1/2 14:34	0-0 2/-1 19:44
16-Apr	Vs TOR	DND	0-0 4/1 18:22	0-2 1/2 19:08	MIN	0-0 3/0 14:46	0-0 0/1 13:05	1-0 2/-1 15:52
18-Apr	@ OTT	DND	0-0 0/1 17:44	0-0 0/0 19:50	MIN	0-0 0/0 9:06	0-0 1/0 14:39	0-0 2/-1 17:30
20-Apr	@ MTL	DND	0-0 0/0 19:29	0-0 1/1 19:42	MIN	0-0 1/-1 11:35	0-0 2/-1 10:53	0-1 0/2 15:20
23-Apr	Vs WPG	DND	0-0 1/-1 15:52	0-0 1/3 20:24	MIN	0-1 2/1 12:57	1-1 (W) 3/1 13:22	0-1 0/1 17:06
25-Apr	Vs OTT	DND	0-0 2/0 15:43	0-0 1/-1 23:30	MIN	0-0 0/-1 9:06	0-0 0/1 11:39	0-1 0/1 18:05
27-Apr	Vs BOS	DND	0-0 0/0 16:53	0-0 1/-1 21:32	MIN	0-0 1/-1 10:31	0-0 1/0 13:41	0-0 2/0 18:18

Goals-Assists-Shots/Rating/PIM Time on Ice

DND-Did Not Dress

Goalies: Goals Allowed/Shots, Decision, Minutes Played

2012-13 GAME-BY-GAME STATISTICS

Date	Opp.	WELLMAN #48	NEUVIRTH #30	GRUBAUER #31	HOLTBY #70
19-Jan	@ T.B	MIN	DNP	MIN	6/34L 60
22-Jan	Vs WPG	MIN	DNP	MIN	4/39L 59
24-Jan	Vs MTL	MIN	4/22L 60	MIN	DNP
25-Jan	@ N.J	MIN	3/35O 65	MIN	DNP
27-Jan	Vs BUF	MIN	2/24W 60	MIN	DNP
29-Jan	@ OTT	MIN	3/27L 59	MIN	DNP
31-Jan	@ TOR	MIN	3/40L 59	MIN	DNP
1-Feb	Vs PHI	MIN	DNP	MIN	2/31W 60
3-Feb	Vs PIT	MIN	DNP	MIN	6/26L 60
5-Feb	Vs TOR	MIN	3/21L 59	MIN	DNP
7-Feb	@ PIT	MIN	2/11 33	MIN	3/17L 27
9-Feb	Vs FLA	MIN	DNP	MIN	0/27W 60
12-Feb	@ FLA	MIN	DNP	MIN	5/32W 60
14-Feb	@ T.B	MIN	DNP	MIN	3/30W 60
17-Feb	@ NYR	MIN	DNP	MIN	2/40L 59
21-Feb	Vs N.J	MIN	DNP	MIN	3/37L 59
23-Feb	Vs N.J	MIN	DNP	MIN	1/22W 60
26-Feb	Vs CAR	DND	DNP	MIN	0/33W 60
27-Feb	@ PHI	DND	INJ	0/14 25	4/18L 35
2-Mar	@ WPG	MIN	DNP	MIN	0/35W 60
5-Mar	Vs BOS	MIN	DNP	MIN	3/33W 61
7-Mar	Vs FLA	MIN	INJ	DNP	1/30W 60
9-Mar	@ NYI	MIN	INJ	5/45L 59	DNP
10-Mar	Vs NYR	MIN	1/11 28	MIN	3/19L 32
12-Mar	Vs CAR	MIN	DNP	MIN	3/35L 60
14-Mar	@ CAR	MIN	2/38W 60	MIN	DNP
16-Mar	@ BOS	MIN	4/38L 60	MIN	DNP
17-Mar	Vs BUF	MIN	DNP	MIN	3/30W 60
19-Mar	@ PIT	MIN	DNP	MIN	2/36L 59
21-Mar	@ WPG	MIN	DNP	MIN	0/20W 60
22-Mar	@ WPG	MIN	DNP	MIN	1/31W 60
24-Mar	@ NYR	MIN	DNP	MIN	2/32W 65
26-Mar	Vs NYI	MIN	DNP	MIN	3/31L 58
30-Mar	@ BUF	MIN	DNP	MIN	3/23W 64
31-Mar	@ PHI	MIN	INJ	DNP	5/34O 62
2-Apr	@ CAR	MIN	DNP	MIN	3/34W 60
4-Apr	Vs NYI	MIN	DNP	MIN	1/36W 65
6-Apr	@ FLA	MIN	DNP	MIN	3/30W 60
7-Apr	Vs T.B	MIN	2/30W 60	MIN	DNP
9-Apr	@ MTL	MIN	2/29W 60	MIN	DNP
11-Apr	Vs CAR	MIN	DNP	MIN	1/44W 60
13-Apr	Vs T.B	MIN	DNP	MIN	5/40W 63
16-Apr	Vs TOR	MIN	DNP	MIN	1/30W 60
18-Apr	@ OTT	MIN	DNP	MIN	2/37L 60
20-Apr	@ MTL	MIN	DNP	MIN	1/36W 60
23-Apr	Vs WPG	MIN	DNP	MIN	3/27W 60
25-Apr	Vs OTT	MIN	2/41O 61	MIN	DNP
27-Apr	Vs BOS	MIN	DNP	MIN	2/34W 63

Goals-Assists Shots/Rating/PIM Time on Ice

DND-Did Not Dress

Goalies: Goals Allowed/Shots, Decision, Minutes Played

2012-13 PHILIPP GRUBAUER GAME-BY-GAME STATISTICS

GM	Date	Opp.	GP	GS	W	L	OT	MIN	GA	SV	SO	PIM	A	GAA	Sv. %	NOTES
1										MIN						
2										MIN						
3										MIN						
4										MIN						
5										MIN						
6										MIN						
7										MIN						
8										MIN						
9										MIN						
10										MIN						
11										MIN						
12										MIN						
13										MIN						
14										MIN						
15										MIN						
16										MIN						
17										MIN						
18										MIN						
19	Feb. 27	at PHI	1	0	0	0	0	25	0	14	0	0	0	0.00	1.000	Made NHL debut in relief in 2nd period
20										MIN						
21										MIN						
22										DNP						
23	March 9	at NYI	1	1	0	1	0	59	5	40	0	0	0	5.01	0.889	First career NHL start
24										MIN						
25										MIN						
26										MIN						
27										MIN						
28										MIN						
29										MIN						
30										MIN						
31										MIN						
32										MIN						
33										MIN						
34										MIN						
35										DNP						
36										MIN						
37										MIN						
38										MIN						
39										MIN						
40										MIN						
41										MIN						
42										MIN						
43										MIN						
44										MIN						
45										MIN						
46										MIN						
47										MIN						
48										MIN						

2012-13 MICHAL NEUVIRTH GAME-BY-GAME STATISTICS

GM	Date	Opp.	GP	GS	W	L	OT	MIN	GA	SV	SO	PIM	A	GAA	Sv. %	NOTES
1										DNP						
2										DNP						
3	Jan. 24	vs MTL	1	1	0	1	0	60	4	18	0	0	0	4.00	0.818	
4	Jan. 25	at NJ	1	1	0	0	1	65	3	32	0	0	0	2.78	0.914	
5	Jan. 27	vs BUF	1	1	1	0	0	60	2	22	0	0	0	2.00	0.917	
6	Jan. 29	at OTT	1	1	0	1	0	59	3	24	0	0	0	3.07	0.889	
7	Jan. 31	at TOR	1	1	0	1	0	59	3	37	0	0	0	3.03	0.925	
8										DNP						
9										DNP						
10	Feb. 5	vs. TOR	1	1	0	1	0	59	3	18	0	0	0	3.08	0.818	
11	Feb. 7	at PIT	1	1	0	0	0	33	2	9	0	0	0	3.66	0.818	Pulled in the 2nd period
12										DNP						
13										DNP						
14										DNP						
15										DNP						
16										DNP						
17										DNP						
18										DNP						
19										DNP						
20										DNP						
21										DNP						
22										DNP						
23										DNP						
24	March 10	vs NYR	1	0	0	0	0	28	1	10	0	0	0	2.11	0.909	Entered the game in the 2nd period
25										DNP						
26	March 14	at CAR	1	1	1	0	0	60	2	36	0	0	0	2.00	0.947	
27	March 16	at BOS	1	1	0	1	0	60	4	34	0	0	0	4.00	0.895	
28										DNP						
29										DNP						
30										DNP						
31										DNP						
32										DNP						
33										DNP						
34										DNP						
35										DNP						
36										DNP						
37										DNP						
38										DNP						
39	April 7	vs TB	1	1	1	0	0	60	2	30	0	0	0	2.00	0.933	Second Star
40	April 9	at MTL	1	1	1	0	0	60	2	29	0	0	0	2.00	0.931	Third Star
41										DNP						
42										DNP						
43										DNP						
44										DNP						
45										DNP						
46										DNP						
47	April 25	vs OTT	1	1	0	0	1	61	2	39	0	0	0	1.97	0.951	First Star
48										DNP						

2012-13 BRADEN HOLTBY GAME-BY-GAME STATISTICS

GM	Date	Opp.	GP	GS	W	L	OT	MIN	GA	SV	SO	PIM	A	GAA	Sv. %	NOTES
1	Jan. 19	at TB	1	1	0	1	0	60	6	28	0	0	0	6.02	0.824	
2	Jan. 22	vs WPG	1	1	0	1	0	59	4	35	0	0	0	4.04	0.897	
3										DNP						
4										DNP						
5										DNP						
6										DNP						
7										DNP						
8	Feb. 1	vs PHI	1	1	1	0	0	60	2	29	0	0	0	2.00	0.935	
9	Feb. 3	vs PIT	1	1	0	1	0	60	6	20	0	0	0	6.01	0.769	
10										DNP						
11	Feb. 7	at PIT	1	0	0	1	0	27	3	14	0	0	0	6.66	0.824	Entered the game in relief in 2nd period
12	Feb. 9	vs FLA	1	1	1	0	0	60	0	27	1	0	1	0.00	1.000	Recorded a power-play assist, 1st star
13	Feb. 12	at FLA	1	1	1	0	0	61	5	27	0	2	0	4.96	0.844	Called for Delay of Game
14	Feb. 14	at TB	1	1	1	0	0	60	3	27	0	0	0	3.00	0.900	
15	Feb. 17	at NYR	1	1	0	1	0	59	2	38	0	0	0	2.05	0.950	Third star
16	Feb. 21	vs NJ	1	1	0	1	0	59	3	34	0	0	0	3.07	0.919	
17	Feb. 23	vs NJ	1	1	1	0	0	60	1	21	0	0	0	1.00	0.955	Second star
18	Feb. 26	vs CAR	1	1	1	0	0	60	0	33	1	0	0	0.00	1.000	First star
19	Feb. 27	at PHI	1	1	0	1	0	35	4	14	0	0	0	6.87	0.778	Pulled in the 2nd period
20	March 2	at WPG	1	1	1	0	0	60	0	35	1	0	0	0.00	1.000	
21	March 5	vs BOS	1	1	1	0	0	61	3	30	0	0	0	2.97	0.909	
22	March 7	at FLA	1	1	1	0	0	60	1	29	0	0	0	1.00	0.967	
23										DNP						
24	March 10	vs NYR	1	1	0	1	0	32	3	16	0	0	0	5.70	0.842	Pulled in the 2nd period
25	March 12	vs CAR	1	1	0	1	0	60	3	32	0	0	0	3.01	0.914	
26										DNP						
27										DNP						
28	March 17	vs BUF	1	1	1	0	0	60	3	27	0	0	0	3.00	0.900	
29	March 19	at PIT	1	1	0	1	0	59	2	34	0	0	0	2.04	0.944	
30	March 21	at WPG	1	1	1	0	0	60	0	20	1	0	0	0.00	1.000	
31	March 22	at WPG	1	1	1	0	0	60	1	30	0	0	0	1.00	0.968	
32	March 24	at NYR	1	1	1	0	0	65	2	30	0	0	0	1.85	0.938	Stopped 3 of 4 shootout attempts
33	March 25	vs NYI	1	1	0	1	0	58	3	28	0	0	0	3.09	0.903	
34	March 30	at BUF	1	1	1	0	0	64	3	20	0	0	1	2.80	0.870	Primary assist on Brouwer's SHG
35	March 31	at PHI	1	1	0	0	1	62	5	29	0	0	0	4.88	0.853	
36	April 2	at CAR	1	1	1	0	0	60	3	31	0	0	0	3.00	0.912	
37	April 4	vs NYI	1	1	1	0	0	65	1	35	0	0	0	0.92	0.972	Stopped all 3 shootout attempts
38	April 6	at FLA	1	1	1	0	0	60	3	27	0	0	0	3.00	0.900	
39										DNP						
40										DNP						
41	April 11	vs CAR	1	1	1	0	0	60	1	43	0	0	0	1.00	0.977	First Star
42	April 13	vs TB	1	1	1	0	0	63	5	35	0	0	0	4.76	0.875	
43	April 16	vs TOR	1	1	1	0	0	60	1	29	0	0	0	1.00	0.967	
44	April 18	at OTT	1	1	0	1	0	60	2	35	0	0	0	2.01	0.946	First Star
45	April 20	at MTL	1	1	1	0	0	60	1	35	0	0	0	1.00	0.972	Second Star
46	April 23	vs WPG	1	1	1	0	0	60	3	24	0	0	0	3.00	0.889	
47										DNP						
48	April 27	vs BOS	1	1	1	0	0	63	2	32	0	0	0	1.89	0.941	

2012-13 GOALS & SHOTS BY PERIOD

GM	Date	Opp.	WSH GOALS				OPP GOALS				WSH SHOTS				OPP SHOTS				GOALS		SHOTS	
			1st	2nd	3rd	OT	1st	2nd	3rd	OT	1st	2nd	3rd	OT	1st	2nd	3rd	OT	WSH	OPP	WSH	OPP
1	Jan. 19	at TB	1	2	0	0	2	1	3	0	17	6	7	0	8	13	13	0	3	6	30	34
2	Jan. 22	vs WPG	1	0	1	0	2	2	0	0	8	9	17	0	13	20	6	0	2	4	34	39
3	Jan. 24	vs MTL	0	0	1	0	0	4	0	0	11	9	11	0	9	11	2	0	1	4	31	22
4	Jan. 25	at NJ	0	0	2	0	1	1	0	1	8	6	13	1	6	14	7	8	2	3	28	35
5	Jan. 27	vs BUF	1	1	1	0	1	0	1	0	13	7	10	0	10	6	8	0	3	2	30	24
6	Jan. 29	at OTT	2	0	0	0	0	1	2	0	15	9	9	0	9	6	12	0	2	3	33	27
7	Jan. 31	at TOR	1	1	0	0	1	0	2	0	7	6	9	0	15	9	16	0	2	3	22	40
8	Feb. 1	vs PHI	0	1	2	0	0	1	1	0	11	6	9	0	11	14	6	0	3	2	26	31
9	Feb. 3	vs PIT	1	1	1	0	2	3	1	0	9	4	11	0	9	9	8	0	3	6	24	26
10	Feb. 5	vs TOR	1	0	1	0	2	1	0	0	7	8	11	0	8	8	5	0	2	3	26	21
11	Feb. 7	at PIT	1	0	1	0	0	5	0	0	8	6	11	0	5	18	5	0	2	5	25	28
12	Feb. 9	vs FLA	1	2	2	0	0	0	0	0	8	7	10	0	10	11	6	0	5	0	25	27
13	Feb. 12	at FLA	1	2	2	1	2	2	1	0	6	12	9	2	14	9	9	0	6	5	29	32
14	Feb. 14	at TB	1	1	2	0	1	0	2	0	12	13	14	0	6	12	12	0	4	3	39	30
15	Feb. 17	at NYR	1	0	0	0	0	1	1	0	8	9	11	0	20	14	6	0	1	2	28	40
16	Feb. 21	vs NJ	0	2	0	0	0	1	2	0	4	12	3	0	13	9	15	0	2	3	19	37
17	Feb. 23	vs NJ	0	1	4	0	0	1	0	0	11	4	11	0	5	10	7	0	5	1	26	22
18	Feb. 26	vs CAR	1	1	1	0	0	0	0	0	17	14	9	0	12	8	13	0	3	0	40	33
19	Feb. 27	at PHI	0	0	1	0	2	2	0	0	9	3	12	0	10	12	10	0	1	4	24	32
20	March 2	at WPG	0	1	2	0	0	0	0	0	5	13	3	0	15	4	16	0	3	0	21	35
21	March 5	vs BOS	0	2	1	1	3	0	0	0	6	11	8	1	9	9	15	0	4	3	26	33
22	March 7	vs FLA	4	1	2	0	0	0	1	0	12	4	10	0	8	12	10	0	7	1	26	30
23	March 9	at NYI	0	1	1	0	1	1	3	0	8	11	5	0	12	14	19	0	2	5	24	45
24	March 10	vs NYR	1	0	0	0	1	2	1	0	8	13	8	0	12	10	8	0	1	4	29	30
25	March 12	vs CAR	0	0	0	0	1	2	1	0	10	9	7	0	14	17	5	0	0	4	26	36
26	March 14	at CAR	0	1	2	0	2	0	0	0	11	6	8	0	16	7	15	0	3	2	25	38
27	March 16	at BOS	0	1	0	0	2	1	1	0	8	14	11	0	12	15	11	0	1	4	33	38
28	March 17	vs BUF	1	3	1	0	0	2	1	0	5	10	10	0	5	17	8	0	5	3	25	30
29	March 19	at PIT	0	1	0	0	0	1	1	0	10	11	8	0	11	13	12	0	1	2	29	36
30	March 21	at WPG	2	0	2	0	0	0	0	0	10	3	12	0	8	4	8	0	4	0	25	20
31	March 22	at WPG	2	2	2	0	0	0	1	0	7	9	8	0	10	12	9	0	6	1	24	31
32	March 24	at NYR	2	0	0	0	2	0	0	0	14	4	5	1	7	9	11	5	2	2	24	32
33	March 26	vs NYI	0	2	0	0	2	0	1	0	9	6	7	0	7	11	13	0	2	3	22	31
34	March 30	at BUF	0	1	2	0	1	2	0	0	10	17	9	2	7	8	6	2	3	3	38	23
35	March 31	at PHI	1	1	2	0	2	0	2	1	10	7	12	0	7	10	14	3	4	5	29	34
36	April 2	at CAR	1	4	0	0	2	1	0	0	4	7	8	0	10	14	10	0	5	3	19	34
37	April 4	vs NYI	1	0	0	0	0	0	1	0	5	7	9	1	5	14	14	3	1	1	22	36
38	April 6	at FLA	1	3	0	0	0	0	3	0	11	15	5	0	9	5	16	0	4	3	31	30
39	April 7	vs TB	0	3	1	0	1	1	0	0	13	13	12	0	10	9	11	0	4	2	38	30
40	April 9	at MTL	0	2	1	0	1	0	1	0	11	10	6	0	7	13	9	0	3	2	27	29
41	April 11	vs CAR	0	2	1	0	1	0	0	0	8	13	10	0	15	13	16	0	3	1	31	44
42	April 13	vs TB	3	2	0	1	0	2	3	0	20	10	4	4	6	21	11	2	6	5	38	40
43	April 16	vs TOR	1	3	1	0	0	0	1	0	14	11	12	0	8	10	12	0	5	1	37	30
44	April 18	at OTT	0	1	0	0	0	2	1	0	4	8	7	0	11	16	11	0	1	3	19	38
45	April 20	at MTL	2	2	1	0	0	0	1	0	9	6	10	0	9	12	15	0	5	1	25	36
46	April 23	vs WPG	2	2	1	0	0	2	1	0	13	18	10	0	7	9	11	0	5	3	41	27
47	April 25	vs OTT	0	0	1	0	0	1	0	1	10	6	4	0	7	9	23	2	1	2	20	41
48	April 27	vs BOS	0	0	2	1	1	1	0	0	12	9	12	4	8	15	11	0	3	2	37	34
TOTALS			38	56	48	4	39	47	41	3	466	431	437	16	465	545	516	25	146	130	1350	1551

2012-13 Injuries & Illnesses

BY DATE

F – Brooks Laich, missed 39 games (1/19-4/27)
D – Jack Hillen, missed 25 games (1/22-3/12)
D – Tom Poti, missed 25 games (2/7-4/27)
F – Marcus Johansson, missed 12 games (2/9-3/9)
D – Mike Green missed 13 games (2/17-3/19)
F – Troy Brouwer, missed 1 game (3/5)
G – Michal Neuvirth, missed 4 games (3/7-3/31)
D – John Erskine, missed 12 games (3/12-3/31)
D – Tomas Kundratek, missed 8 games (3/16-3/30)
F – Eric Fehr, missed 4 games (3/26-4/2)
F – Martin Erat, missed 3 games (4/7-4/11)
F – Joel Ward, missed 9 games (4/9-4/27)

BY PLAYER

Brouwer: 1 game
Erat: 3 games
Erskine: 12 games
Fehr: 4 games
Green: 13 games
Hillen: 25 games
Johansson: 12 games
Kundratek: 8 games
Laich: 39 games
Neuvirth: 4 games
Poti: 25 games
Ward: 9 games

TOTAL MAN-GAMES LOST

155

2012-13 Transactions

April 5: Signed Patrick Wey and Julien Brouillette
April 3: Assigned Nate Schmidt to Hershey
April 3: Acquired Martin Erat and Michael Latta from Nashville in exchange for Filip Forsberg
April 2: Assigned Dmitry Orlov and Tomas Kundratek to Hershey
April 2: Signed Nate Schmidt
April 2: Assigned Dmitry Orlov and Tomas Kundratek to Hershey; Signed Nate Schmidt;
Acquired Joel Rechlicz from Phoenix in exchange for Matt Clackson; Acquired Dane Byers
from Edmonton in exchange for Garrett Stafford
April 1: Assigned Philipp Grubauer to Hershey
March 31: Recalled Philipp Grubauer
March 23: Assigned Joey Crabb to Hershey
March 16: Assigned Cameron Schilling to Hershey
March 14: Acquired Nicolas Deschamps from Toronto in exchange for Kevin Marshall
March 14: Acquired Chay Genoway from Minnesota for a conditional seventh-round draft
pick in 2014
March 12: Recalled Cameron Schilling from Hershey
March 10: Assigned Philipp Grubauer to Hershey
March 7: Recalled Philipp Grubauer from Hershey
March 6: Roman Hamrlik was claimed off of waivers by the New York Rangers
March 4: Signed and recalled Steven Oleksy from Hershey
Feb. 28: Claimed Aaron Volpatti off of Waivers from Vancouver
Feb. 28: Assigned Philipp Grubauer and Casey Wellman to Hershey
Feb. 27: Recalled Philipp Grubauer from Hershey
Feb. 26: Recalled Casey Wellman from Hershey
Jan. 31: Acquired Casey Wellman from Florida in exchange for Zach Hamill
Jan. 31: Acquired Peter LeBlanc from Chicago in exchange for Mathieu Beaudoin
Jan. 21: Recalled Tomas Kundratek from Hershey

Jan. 18: Recalled Tom Poti from Hershey
Jan. 16: Assigned Tom Wilson to Plymouth (OHL)
Jan. 15: Assigned Cameron Schilling to Hershey
Jan. 13: Signed Eric Fehr
Jan. 13: Loaned Tom Poti to Hershey on conditioning assignment
Jan. 12: Recalled Braden Holtby from Hershey
Jan. 12: Recalled Cameron Schilling from Hershey
Jan. 12: Recalled Tom Wilson from Plymouth (OHL)

TEAM HISTORY



Year-by-Year Results

YEAR	GP	W	L	T	OT	PTS	PCT	GF	GA	DIV. FINISH	PLAYOFF RESULTS
2012-13	48	27	18	-	3	57	.594	146	130	1st	Lost Conf. Quarterfinals
2011-12	82	42	32	-	8	92	.561	222	230	2nd	Lost Conf. Semifinals
2010-11	82	48	23	-	11	107	.652	224	191	1st	Lost Conf. Semifinals
2009-10	82	54	15	-	13	121	.738	313	227	1st	Lost Conf. Quarterfinals
2008-09	82	50	24	-	8	108	.659	272	245	1st	Lost Conf. Semifinals
2007-08	82	43	31	-	8	94	.573	242	231	1st	Lost Conf. Quarterfinals
2006-07	82	28	40	-	14	70	.427	235	286	5th	Did Not Qualify
2005-06	82	29	41	-	12	70	.427	237	306	5th	Did Not Qualify
2003-04	82	23	46	10	3	59	.360	186	253	5th	Did Not Qualify
2002-03	82	39	29	8	6	92	.561	224	220	2nd	Lost Conf. Quarterfinals
2001-02	82	36	33	11	2	85	.518	228	240	2nd	Did Not Qualify
2000-01	82	41	27	10	4	96	.585	233	211	1st	Lost Conf. Quarterfinals
1999-00	82	44	24	12	2	102	.622	227	194	1st	Lost Conf. Quarterfinals
1998-99	82	31	45	6	-	68	.415	200	218	3rd	Did Not Qualify
1997-98	82	40	30	12	-	92	.561	219	202	3rd	Lost Stanley Cup Finals
1996-97	82	33	40	9	-	75	.457	214	231	5th	Did Not Qualify
1995-96	82	39	32	11	-	89	.543	234	204	4th	Lost Conf. Quarterfinals
1994-95	48	22	18	8	-	52	.542	136	120	3rd	Lost Conf. Quarterfinals
1993-94	84	39	35	10	-	88	.524	277	263	3rd	Lost Conf. Semifinals
1992-93	84	43	34	7	-	93	.554	325	286	2nd	Lost Div. Semifinals
1991-92	80	45	27	8	-	98	.613	330	275	2nd	Lost Div. Semifinals
1990-91	80	37	36	7	-	81	.506	258	258	3rd	Lost Div. Finals
1989-90	80	36	38	6	-	78	.488	284	275	3rd	Lost Conf. Finals
1988-89	80	41	29	10	-	92	.575	305	259	1st	Lost Div. Semifinals
1987-88	80	38	33	9	-	85	.531	281	249	2nd	Lost Div. Finals
1986-87	80	38	32	10	-	86	.538	285	278	2nd	Lost Div. Semifinals
1985-86	80	50	23	7	-	107	.669	315	272	2nd	Lost Div. Finals
1984-85	80	46	25	9	-	101	.631	322	240	2nd	Lost Div. Semifinals
1983-84	80	48	27	5	-	101	.631	308	226	2nd	Lost Div. Finals
1982-83	80	39	25	16	-	94	.588	306	283	3rd	Lost Div. Semifinals
1981-82	80	26	41	13	-	65	.406	319	338	5th	Did Not Qualify
1980-81	80	26	36	18	-	70	.438	286	317	5th	Did Not Qualify
1979-80	80	27	40	13	-	67	.419	261	293	5th	Did Not Qualify
1978-79	80	24	41	15	-	63	.394	273	338	4th	Did Not Qualify
1977-78	80	17	49	14	-	48	.300	195	321	5th	Did Not Qualify
1976-77	80	24	42	14	-	62	.388	221	307	4th	Did Not Qualify
1975-76	80	11	59	10	-	32	.200	224	394	5th	Did Not Qualify
1974-75	80	8	67	5	-	21	.131	181	446	5th	Did Not Qualify
Total	3,016	1,332	1,287	303	94	3,061	.507	9,544	9,859	-	-

HOME										AWAY									
YEAR	GP	W	L	T	OT	PTS	GF	GA		GP	W	L	T	OT	PTS	GF	GA		
2012-13	24	15	8	-	1	31	76	60		24	12	10	-	2	26	70	70		
2011-12	41	26	11	-	4	56	115	99		41	16	21	-	4	36	103	127		
2010-11	41	25	8	-	8	58	122	94		41	23	15	-	3	49	97	97		
2009-10	41	30	5	-	6	66	159	109		41	24	10	-	7	55	159	124		
2008-09	41	29	9	-	3	61	146	112		41	21	15	-	5	47	126	133		
2007-08	41	23	15	-	3	48	127	110		41	20	16	-	5	45	115	121		
2006-07	41	17	17	-	7	41	130	135		41	11	23	-	7	29	105	151		
2005-06	41	16	18	-	7	39	126	145		41	13	23	-	5	31	111	161		
2003-04	41	13	20	6	2	34	97	119		41	10	26	4	1	25	89	134		
2002-03	41	24	13	2	2	52	128	116		41	15	16	6	4	40	96	104		
2001-02	41	21	12	6	2	50	124	110		41	15	21	5	0	35	104	130		
2000-01	41	24	9	6	2	56	129	98		41	17	18	4	2	40	104	113		
1999-00	41	26	5	8	2	62	120	83		41	18	19	4	0	40	107	111		
1998-99	41	16	23	2	-	34	107	111		41	15	22	4	-	34	93	107		
1997-98#	41	23	12	6	-	52	116	94		41	17	18	6	-	40	103	108		
1996-97	41	19	17	5	-	43	109	109		41	14	23	4	-	32	105	122		
1995-96	41	21	15	5	-	47	124	97		41	18	17	6	-	42	110	107		
1994-95	24	15	6	3	-	33	75	48		24	7	12	5	-	19	61	72		
1993-94*	41	17	15	9	-	43	135	121		41	21	19	1	-	43	132	133		
1992-93*	41	20	15	6	-	46	159	134		41	21	19	1	-	43	158	149		
1991-92	40	25	12	3	-	53	171	131		40	20	15	5	-	45	159	138		
1990-91	40	21	14	5	-	47	145	123		40	16	22	2	-	34	113	135		
1989-90	40	19	18	3	-	41	155	137		40	17	20	3	-	37	129	138		
1988-89	40	25	12	3	-	53	159	117		40	16	17	7	-	39	150	142		
1987-88	40	22	14	4	-	48	148	116		40	16	19	5	-	37	130	128		
1986-87	40	22	15	3	-	47	147	131		40	16	17	7	-	39	138	147		
1985-86	40	30	8	2	-	62	176	126		40	20	15	5	-	45	138	146		
1984-85	40	27	11	2	-	56	173	109		40	19	14	7	-	45	149	131		
1983-84	40	26	11	3	-	55	179	101		40	22	16	2	-	46	129	121		
1982-83	40	22	12	6	-	50	153	132		40	17	13	10	-	44	153	151		
1981-82	40	16	16	8	-	40	189	152		40	10	25	5	-	25	130	186		
1980-81	40	16	17	7	-	39	152	151		40	10	19	11	-	31	134	162		
1979-80	40	20	14	6	-	46	162	138		40	7	26	7	-	21	97	155		
1978-79	40	15	19	6	-	36	151	162		40	9	22	9	-	27	122	176		
1977-78	40	10	23	7	-	27	104	158		40	7	26	7	-	21	91	163		
1976-77	40	17	15	8	-	42	132	123		40	7	27	6	-	20	89	184		
1975-76	40	6	26	8	-	20	117	166		40	5	33	2	-	12	107	223		
1974-75	40	7	28	5	-	19	98	191		40	1	39	0	-	2	83	256		
Total	1,506	766	538	153	49	1,733	5,135	4,568		1,506	563	748	150	45	1,321	4,389	5,266		

* Not counting neutral-site games (2-0-0 in 1992-93; 1-1-0 in 1993-94)

Team started 5-3-2 at US Airways Arena; finished 18-9-4 at MCI Center



Year-by-Year Leaders

Year	Points	Goals	Assists	Penalty Minutes	Power-Play Goals
2012-13	Ovechkin 56	Ovechkin 32	Backstrom 40	Hendricks 73	Ovechkin 16
2011-12	Ovechkin 65	Ovechkin 38	Wideman 35	Hendricks 95	Ovechkin 13
2010-11	Ovechkin 85	Ovechkin 32	Ovechkin 53	Hendricks 110	Knuble/Ovechkin 7
2009-10	Ovechkin 109	Ovechkin 50	Backstrom 68	Ovechkin 89	Ovechkin 13
2008-09	Ovechkin 110	Ovechkin 56	Backstrom 66	Brashear 121	Ovechkin 19
2007-08	Ovechkin 112	Ovechkin 65	Backstrom 55	Brashear 119	Ovechkin 22
2006-07	Ovechkin 92	Ovechkin 46	Ovechkin 46	Brashear 156	Semin 17
2005-06	Ovechkin 106	Ovechkin 52	Ovechkin 54	Clark 110	Ovechkin 21
2003-04	Halpern 46	Halpern 19	Halpern 27	Verot 135	Halpern 7
2002-03	Jagr 77	Jagr 36	Gonchar 49	Doig 108	Jagr 13
2001-02	Jagr 79	Bondra 39	Jagr 48	Simon 137	Bondra 17
2000-01	Oates 82	Bondra 45	Oates 69	Simon 109	Bondra 22
1999-00	Oates 71	Simon 29	Oates 56	Simon 146	Simon 7
1998-99	Bondra 55	Bondra 31	Oates 42	Berube 166	Gonchar 13
1997-98	Bondra 78	Bondra 52	Oates 58	Berube 189	Bondra 11
1996-97	Bondra 77	Bondra 46	Hunter 32	Berube 218	Bondra 10
1995-96	Pivonka 81	Bondra 52	Pivonka 65	Kaminski 164	Bondra 11
1994-95	Juneau/Bondra 43	Bondra 34	Juneau 38	Berube 173	Bondra 12
1993-94	Ridley 70	Khristich 29	Ridley 44	Berube 305	Khristich/Ridley 10
1992-93	Bondra 85	Bondra 37	Hunter 59	May 268	Hatcher 13
1991-92	Pivonka 80	Ciccarelli 38	Pivonka 57	May 221	Khristich 14
1990-91	Hatcher 74	Miller/Hatcher 24	Hatcher/Pivonka 50	May 264	Hatcher/Hunter 9
1989-90	Ciccarelli 79	Ciccarelli 41	Ridley 43	May 339	Ciccarelli/Pivonka 10
1988-89	Ridley 89	Courttnall 42	Stevens 61	Stevens 225	(Three players)* 16
1987-88	Gartner 81	Gartner 48	Stevens 60	Hunter 240	Gartner 19
1986-87	Murphy 81	Gartner 41	Murphy 58	Stevens 285	Laughlin 11
1985-86	Christian 83	Christian 41	Gustafsson 52	Stevens 165	Christian 18
1984-85	Gartner 102	Carpenter 53	Gartner 52	Stevens 221	Gartner 17
1983-84	Gartner 85	Gartner 40	Christian 52	Stevens 201	Christian 9
1982-83	Maruk 81	Gartner 38	Maruk 50	Holt 275	Carpenter 14
1981-82	Maruk 136	Maruk 60	Maruk 76	Holt 250	Maruk 20
1980-81	Maruk 97	Maruk 50	Maruk 47	Hangsleben 198	Maruk 16
1979-80	Gartner 68	Gartner 36	Picard 43	Mulvey 240	Walter 12
1978-79	Maruk 90	Maruk/Rowe 31	Maruk 59	Lane 147	Charron/Sirois 9
1977-78	Charron 73	Charron 38	Sirois 37	Lane 195	Meehan 7
1976-77	Charron 82	Charron 36	Charron 46	Lane 207	Meehan 9
1975-76	Pyatt 49	Pyatt 26	Monahan 29	Labre 146	White 7
1974-75	Williams 58	Williams 22	Williams 36	Labre 182	Dupere 8
Year	Plus/Minus Rating	Goaltender Wins	Goals-Against Average	Shutouts	Faceoff Percentage
2012-13	Fehr +14	Holtby 23	Holtby 2.58	Holtby 4	Beagle 56.1%
2011-12	Ward/Alzner +12	Vokoun 25	Holtby 2.49	Vokoun 4	Halpern 58.4%
2010-11	Backstrom/Ovechkin +24	Neuvirth 27	Holtby 1.79	Neuvirth 4	Steckel 63.7%
2009-10	Schultz +50	Theodore 30	Varlamov 2.55	Varlamov 2	Steckel 59.2%
2008-09	Semin +25	Theodore 32	Johnson 2.81	Theodore 2	Steckel 57.9%
2007-08	Kozlov/Ovechkin +28	Kolzig 25	Kolzig 2.91	Huet 2	Fedorov 58.0%
2006-07	Gordon +10	Kolzig 22	Kolzig 3.00	Kolzig 1	Gordon 52.1%
2005-06	Clark +9	Kolzig 20	Johnson 3.44	Johnson 1	Halpern 55.2%
2003-04	Semin/Whitfield -2	Kolzig 19	Kolzig 2.89	Kolzig 2	Halpern 54.3%
2002-03	Klee +22	Kolzig 33	Kolzig 2.40	Kolzig 4	Halpern 54.1%
2001-02	Bondra +17	Kolzig 31	Kolzig 2.79	Kolzig 6	Oates 56.5%
2000-01	Reekie +14	Kolzig 37	Kolzig 2.48	Kolzig 5	Oates 58.9%
1999-00	Gonchar +26	Kolzig 41	Kolzig 2.24	Kolzig 5	Oates 56.8%
1998-99	Reekie +11	Kolzig 26	Tabaracci 2.51	Kolzig 4	Oates 59.2%
1997-98	Reekie +15	Kolzig 33	Kolzig 2.20	Kolzig 5	Oates 57.6%
1996-97	Cote +11	Carey 17	Kolzig 2.59	Kolzig 2	
1995-96	Tinordi +26	Carey 35	Carey 2.26	Carey 9	
1994-95	Reekie +10	Carey 18	Carey 2.13	Carey 4	
1993-94	Cote +30	Beaupre 24	Beaupre 2.84	Beaupre/Tabaracci 2	
1992-93	Khristich +29	Beaupre 27	Beaupre 3.31	Tabaracci 2	
1991-92	Khristich +24	Beaupre 29	Beaupre 3.20	Beaupre/Liut 1	
1990-91	Langway +12	Beaupre 20	Beaupre 2.64	Beaupre 5	
1989-90	Courttnall +27	Beaupre 23	Beaupre 3.22	Beaupre 2	
1988-89	Hatcher +19	Peeters 20	Peeters 2.85	Peeters 4	
1987-88	Gartner +20	Malarchuk 24	Peeters 2.78	Malarchuk 4	
1986-87	Murphy +25	Mason 20	Peeters 3.21	N/A 0	
1985-86	Haworth +36	Jensen 28	Jensen 3.18	Jensen 2	
1984-85	Langway +35	Riggin 28	Riggin 2.98	Riggin 2	
1983-84	Gustafsson +29	Jensen 25	Riggin 2.66	Jensen/Riggin 4	
1982-83	Currie +18	Jensen 22	Riggin 3.36	Jensen 1	
1981-82	Robertson -1	Parro 16	Jensen 3.81	Parro 1	
1980-81	Gustafsson +11	Palmateer 18	Palmateer 3.85	Palmateer 2	
1979-80	Gartner +15	Stephenson 18	Stephenson 3.57	N/A 0	
1978-79	Edberg +11	Inness 14	Inness 3.70	N/A 0	
1977-78	Marson +1	Bedard 11	Bedard 3.66	Bedard 1	
1976-77	Riley +4	Low 16	Wolfe 3.84	Wolfe 1	
1975-76	Gryp -18	Low 6	Wolfe 4.16	N/A 0	
1974-75	Brooks -19	Low 8	Belhumeur 5.36	Low 1	
Year	Hits	Blocked Shots	Takeaways		
2012-13	Ovechkin 120	2012-13 Carlson 123	2012-13 Backstrom 40		
2011-12	Brouwer 247	2011-12 Carlson 153	2011-12 Laich 52		
2010-11	Ovechkin 241	2010-11 Carlson 160	2010-11 Backstrom 73		
2009-10	Ovechkin 185	2009-10 Schultz 129	2009-10 Ovechkin 66		
2008-09	Ovechkin 243	2008-09 Jurcina 131	2008-09 Backstrom 77		
2007-08	Ovechkin 220	2007-08 Poti 119	2007-08 Backstrom 72		

* Mike Ridley, Geoff Courttnall and Dino Ciccarelli (three of Ciccarelli's 16 power-play goals in 1988-89 were with Washington).

Career Leaders

GAMES PLAYED

1.	Calle Johansson.....	983
2.	Peter Bondra	961
3.	Kelly Miller	940
4.	Dale Hunter	872
5.	Michal Pivonka.....	825
6.	Mike Gartner	758
7.	Rod Langway.....	726
8.	Olie Kolzig.....	711
9.	Steve Konowalchuk.....	693
10.	Kevin Hatcher	685

GOALS

1.	Peter Bondra	472
2.	Mike Gartner	397
3.	Alex Ovechkin	371
4.	Mike Ridley	218
5.	Alexander Semin	197
6.	Bengt-Ake Gustafsson	196
7.	Dave Christian	193
8.	Bobby Carpenter	188
9.	Dennis Maruk	182
10.	Michal Pivonka.....	181
	Dale Hunter	181

ASSISTS

1.	Michal Pivonka.....	418
2.	Mike Gartner	392
3.	Dale Hunter	375
4.	Alex Ovechkin	364
5.	Calle Johansson.....	361
6.	Bengt Gustafsson.....	359
7.	Peter Bondra	353
8.	Scott Stevens.....	331
9.	Mike Ridley	329
10.	Nicklas Backstrom	306

PENALTY MINUTES

1.	Dale Hunter	2,003
2.	Scott Stevens.....	1,628
3.	Craig Berube.....	1,220
4.	Alan May.....	1,189
5.	Brendan Witt.....	1,035
6.	Kevin Hatcher	999
7.	Mike Gartner	770
8.	Yvon Labre.....	756
9.	Greg Adams	694
10.	Joe Reekie.....	688

POWER-PLAY GOALS

1.	Peter Bondra	137
2.	Alex Ovechkin	127
3.	Mike Gartner	98
4.	Dale Hunter	72

SHORTHANDED GOALS

1.	Peter Bondra	32
2.	Mike Ridley	17
	Bengt Gustafsson.....	17
4.	Kelly Miller	15

GAME-WINNING GOALS

1.	Peter Bondra	73
2.	Alex Ovechkin	59
3.	Mike Gartner	54
4.	Bengt Gustafsson.....	33

PLUS/MINUS RATING

1.	Rod Langway	+117
2.	Nicklas Backstrom	+94
3.	Joseph Reekie.....	+86
4.	Alex Ovechkin	+82
5.	Jeff Schultz	+78
6.	Kelly Miller	+75
7.	Peter Bondra	+74
8.	Scott Stevens	+72

GOALTENDING (MINIMUM 3,000 MIN.)

GAMES PLAYED

1.	Olie Kolzig.....	711
2.	Don Beaupre.....	269
3.	Al Jensen	173

MINUTES

1.	Olie Kolzig.....	41,259
2.	Don Beaupre.....	15,186
3.	Al Jensen	9,614

WINS

1.	Olie Kolzig.....	301
2.	Don Beaupre.....	128
3.	Al Jensen	94

GOALS-AGAINST AVERAGE

1.	Jim Carey	2.37
2.	Braden Holtby	2.39
	Semyon Varlamov	2.39

SAVE PERCENTAGE

1.	Braden Holtby923
2.	Semyon Varlamov917
3.	Michal Neuvirth910

SAVES

1.	Olie Kolzig.....	18,013
2.	Don Beaupre.....	6,036
3.	Ron Low	4,630

SHUTOUTS

1.	Olie Kolzig.....	35
2.	Jim Carey	14
3.	Don Beaupre.....	12

TOP 50 POINT SCORERS

No.	Player	Years	GP	G	A	P	PIM	No.	Player	Years	GP	G	A	P	PIM
1.	Peter Bondra	1990-04	961	472	353	825	679	26.	Bobby Gould	1981-89	600	134	142	276	476
2.	Mike Gartner	1979-89	758	397	392	789	770	27.	Guy Charron	1976-81	320	118	156	274	54
3.	Alex Ovechkin	2005-	601	371	364	735	408	28.	Sylvain Cote	1991-02	622	75	195	270	336
4.	Michal Pivonka	1986-99	825	181	418	599	478	29.	Alan Haworth	1982-87	346	129	139	268	249
5.	Dale Hunter	1987-99	872	181	375	556	2003	30.	Joe Juneau	1993-99	321	63	173	236	100
6.	Bengt Gustafsson	1979-89	629	196	359	555	196	31.	Jeff Halpern	1999-06, '11-12	507	91	139	230	375
7.	Mike Ridley	1986-94	588	218	329	547	250	32.	Gaetan Duchesne	1981-87	451	87	138	225	251
8.	Calle Johansson	1989-03	983	113	361	474	449	33.	Dainius Zubrus	2000-07	331	86	130	216	260
9.	Dennis Maruk	1978-83	343	182	249	431	365	34.	Robert Sirois	1975-80	282	91	120	211	38
10.	Scott Stevens	1982-90	601	98	331	429	1628	35.	Dino Ciccarelli	1988-92	223	112	97	209	278
11.	Kevin Hatcher	1984-94	685	149	277	426	999	36.	Rod Langway	1982-93	726	25	177	202	502
12.	Dave Christian	1983-90	504	193	224	417	107	37.	Jaromir Jagr	2001-04	190	83	118	201	106
13.	Sergei Gonchar	1994-04	654	144	272	416	517	38.	Al Iafate	1990-94	256	58	118	176	616
14.	Nicklas Backstrom	2007-	413	109	306	415	204	39.	Andrei Nikolishin	1996-02	407	58	113	171	174
15.	Alexander Semin	2003-12	469	197	211	408	450	40.	Rick Green	1976-82	377	31	127	158	381
16.	Kelly Miller	1986-99	940	162	246	408	436	41.	Robert Picard	1977-80	230	42	114	156	308
17.	Bob Carpenter	1981-87, '92-93	490	188	207	395	462	42.	Geoff Courtnall	1988-90	159	77	77	154	216
18.	Adam Oates	1997-01	387	73	290	363	126	43.	Greg Adams	1983-88	331	55	98	153	694
19.	Larry Murphy	1983-89	453	85	259	344	332	44.	Chris Simon	1996-02	320	72	79	151	666
20.	Steve Konowalchuk	1992-04	693	146	196	342	619	45.	Gerry Meehan	1975-79	208	65	79	144	33
21.	Dmitri Khristich	1990-02	419	140	160	300	218	46.	Darren Veitch	1980-86	319	25	118	143	181
22.	Craig Laughlin	1982-88	428	110	173	283	284	47.	Robert Lang	2002-04	145	51	92	143	46
23.	Brooks Laich	2004-	565	117	165	282	241	48.	Ulf Dahlen	1999-02	217	53	84	138	22
24.	Mike Green	2005-	433	94	183	277	318	49.	Tomas Fleischmann	2005-10	283	60	78	138	84
	Ryan Walter	1978-82	307	114	163	277	468	50.	Richard Zednik	1995-07	289	69	65	134	213



Single-Season Leaders

GAMES PLAYED

1. Craig Berube (1993-94).....	84
Sylvain Cote (1993-94).....	84
Calle Johansson (1993-94).....	84
Kelly Miller (1993-94).....	84
Dale Hunter (1992-93).....	84
Kelly Miller (1992-93).....	84
Mike Ridley (1992-93).....	84

POINTS

1. Dennis Maruk (1981-82).....	136
2. Alex Ovechkin (2007-08).....	112
3. Alex Ovechkin (2008-09).....	110
4. Alex Ovechkin (2009-10).....	109
5. Alex Ovechkin (2005-06).....	106
6. Mike Gartner (1984-85).....	102
7. Nicklas Backstrom (2009-10).....	101
8. Dennis Maruk (1980-81).....	97
9. Bob Carpenter (1984-85).....	95
10. Mike Gartner (1980-81).....	94

GOALS

1. Alex Ovechkin (2007-08).....	65
2. Dennis Maruk (1981-82).....	60
3. Alex Ovechkin (2008-09).....	56
4. Bob Carpenter (1984-85).....	53
5. Alex Ovechkin (2005-06).....	52
Peter Bondra (1997-98).....	52
Peter Bondra (1995-96).....	52
8. Alex Ovechkin (2009-10).....	50
Mike Gartner (1984-85).....	50
Dennis Maruk (1980-81).....	50

ASSISTS

1. Dennis Maruk (1981-82).....	76
2. Adam Oates (2000-01).....	69
3. Nicklas Backstrom (2009-10).....	68
4. Nicklas Backstrom (2008-09).....	66
5. Michal Pivonka (1995-96).....	65
6. Scott Stevens (1988-89).....	61
7. Scott Stevens (1987-88).....	60
Adam Oates (1996-97).....	60
9. Alex Ovechkin (2009-10).....	59
Dale Hunter (1992-93).....	59
Dennis Maruk (1978-79).....	59

PENALTY MINUTES

1. Alan May (1989-90).....	339
2. Craig Berube (1993-94).....	305
3. Neil Sheehy (1989-90).....	291
4. Scott Stevens (1986-87).....	285
5. Randy Holt (1980-81).....	275
6. Alan May (1992-93).....	268
7. Alan May (1990-91).....	264
8. Randy Holt (1981-82).....	250
9. Paul Mulvey (1979-80).....	240
10. Dale Hunter (1987-88).....	238

POWER-PLAY GOALS

1. Alex Ovechkin (2007-08).....	22
Peter Bondra (2000-01).....	22
2. Alex Ovechkin (2005-06).....	21
3. Dennis Maruk (1981-82).....	20
4. Alex Ovechkin (2008-09).....	19
Mike Gartner (1987-88).....	19
Ryan Walter (1981-82).....	19
7. Mike Green (2008-09).....	18
Dave Christian (1985-86).....	18
Chris Valentine (1981-82).....	18

SHORTHANDED GOALS

1. Peter Bondra (1994-95).....	6
Mike Gartner (1986-87).....	6
3. Matt Pettinger (2005-06).....	5
Peter Bondra (1997-98).....	5
Mike Ridley (1991-92).....	5
Mike Ridley (1990-91).....	5
Bengt Gustafsson (1987-88).....	5

GAME-WINNING GOALS

1. Peter Bondra (1997-98).....	13
2. Alex Ovechkin (2010-11).....	11
Alex Ovechkin (2007-08).....	11
Mike Gartner (1984-85).....	11
5. Alex Ovechkin (2008-09).....	10
Mike Gartner (1986-87).....	10
7. Jaromir Jagr (2002-03).....	9
Mike Ridley (1988-89).....	9

PLUS/MINUS RATING

1. Jeff Schultz (2009-10).....	+50
2. Alex Ovechkin (2009-10).....	+45
3. Mike Green (2009-10).....	+39
4. Nicklas Backstrom (2009-10).....	+37
Alexander Semin (2009-10).....	+36
Alan Haworth (1985-86).....	+36
7. Rod Langway (1984-85).....	+35
8. Darren Veitch (1984-85).....	+31
9. Sylvain Cote (1993-94).....	+30
10. Dmitri Khristich (1992-93).....	+29
Bengt Gustafsson (1983-84).....	+29

GOALTENDING (MINIMUM 1,200 MIN.)

GAMES PLAYED

1. Olie Kolzig (1999-00).....	73
2. Olie Kolzig (2000-01).....	72
3. Jim Carey (1995-96).....	71
Olie Kolzig (2001-02).....	71

MINUTES

1. Olie Kolzig (1999-00).....	4,371
2. Olie Kolzig (2000-01).....	4,278
3. Olie Kolzig (2001-02).....	4,131

WINS

1. Olie Kolzig (1999-00).....	41
2. Olie Kolzig (2000-01).....	37
3. Jim Carey (1995-96).....	35

GOALS-AGAINST AVERAGE

1. Jim Carey (1994-95).....	2.13
2. Olie Kolzig (1997-98).....	2.20
3. Semyon Varlamov (2010-11).....	2.23

SAVE PERCENTAGE

1. Semyon Varlamov (2010-11).....	.924
2. Braden Holtby (2012-13).....	.920
Olie Kolzig (1997-98).....	.920

SHUTOUTS

1. Jim Carey (1995-96).....	9
2. Olie Kolzig (2001-02).....	6
3. Olie Kolzig (2000-01).....	5
Olie Kolzig (1999-00).....	5
Olie Kolzig (1997-98).....	5
Don Beaupre (1990-91).....	5

TOP CAREER GOALTENDERS

MINIMUM 3,000 MINUTES PLAYED; RANKED BY GOALS-AGAINST AVERAGE

No.	Player	Years	GP	MIN	W	L	T/OT	GA	GAA	SO	SA	PCT
1.	Jim Carey	1994-97	139	7,966	70	48	15	315	2.37	14	3,269	.904
2.	Braden Holtby	2010-	57	3,186	37	16	4	127	2.39	7	1,520	.923
	Semyon Varlamov	2008-	59	3,416	30	13	12	136	2.39	4	1,636	.917
4.	Michal Neuvirth	2008-	121	6,525	55	35	11	289	2.66	7	2,903	.910
5.	Olie Kolzig	1989-08	711	41,259	301	293	101	1,860	2.70	35	19,873	.906
6.	Rick Tabaracci	1992-99	69	3,700	21	31	10	167	2.71	6	1,489	.899
7.	Jose Theodore	2008-10	104	5,873	62	24	12	278	2.84	3	2,924	.905
8.	Pat Riggin	1982-86	143	8,217	67	46	19	414	3.02	6	3,550	.883
9.	Don Beaupre	1988-94	269	15,186	128	96	27	773	3.05	12	6,813	.887
10.	Pete Peeters	1985-89	139	7,773	70	41	15	396	3.06	7	3,496	.887
11.	Bob Mason	1983-90	76	4,155	35	29	7	219	3.16	1	1,978	.889
12.	Brent Johnson	2005-09	96	5,220	34	41	12	279	3.21	1	2,827	.901
13.	Al Jensen	1981-87	173	9,614	94	48	18	523	3.26	8	3,340	N/A
14.	Clint Malarchuk	1987-89	96	5,354	40	38	11	295	3.31	5	2,485	.881
15.	Mike Liut	1989-92	64	3,435	27	27	5	201	3.51	2	1,561	.871
16.	Jim Hrivnak	1989-93	59	3,067	28	19	3	180	3.52	0	1,470	.878
17.	Gary Inness	1978-81	54	3,014	16	24	12	183	3.64	0	N/A	N/A
18.	Wayne Stephenson	1979-81	76	4,156	22	31	15	253	3.65	1	N/A	N/A
19.	Jim Bedard	1977-79	73	4,232	17	40	13	278	3.94	1	N/A	N/A
20.	Mike Palmateer	1980-81	60	3,263	20	26	11	219	4.03	2	N/A	N/A

2012-13

	W	L	OT	PTS
Home	15	8	1	31
Away	12	10	2	26
1st Half	10	13	1	21
2nd Half	17	5	2	36
January	1	5	1	3
February	6	6	0	12
March	9	6	1	19
April	11	1	1	23

Head Coach
Adam Oates



BRADEN HOLTBY

Player	GP	G	A	PTS	PIM	+/-	PP	SH	GW
Alex Ovechkin	48	32	24	56	36	+2	16	0	4
Mike Ribeiro	48	13	36	49	53	-4	6	0	1
Nicklas Backstrom	48	8	40	48	20	+8	3	0	1
Troy Brouwer	47	19	14	33	28	-5	7	1	5
Mike Green	35	12	14	26	20	-3	4	0	2
John Carlson	48	6	16	22	18	+11	0	0	0
Marcus Johansson	34	6	16	22	4	+3	4	3	1
Joel Ward	39	8	12	20	12	+7	1	1	1
Eric Fehr	41	9	8	17	10	+14	2	1	2
Mathieu Perreault	39	6	11	17	20	+7	2	0	1
Jason Chimera	47	3	11	14	48	-5	0	0	0
Wojtek Wolski	27	4	5	9	6	+1	0	0	2
Jack Hillen	23	3	6	9	14	+9	0	0	1
Steve Olesky	28	1	8	9	33	+9	0	0	0
Matt Hendricks	48	5	3	8	73	-6	0	0	1
Jay Beagle	48	2	6	8	14	-1	0	0	1
Tomas Kundratek*	25	1	6	7	8	-5	0	0	0
John Erskine	30	3	3	6	34	+10	0	0	0
Karl Alzner	48	1	4	5	14	-6	0	0	0
Brooks Laich	9	1	3	4	6	+2	0	0	0
Martin Erat	9	1	2	3	4	0	0	0	1
Jeff Schultz	26	0	3	3	12	-6	0	0	0
Joey Crabb	26	2	0	2	8	-1	0	0	0
Tom Poti	16	0	2	2	2	-2	0	0	0
Aaron Volpatti	17	0	1	1	7	-2	0	0	0
Dmitry Orlov	5	0	1	1	0	+5	0	0	0
Roman Hamrlík	4	0	1	1	2	-1	0	0	0
Cameron Schilling*	1	0	0	0	0	-1	0	0	0

Goaltender	GP	MIN	GA	SO	EN	GAA	W-L-OT
Braden Holtby	36	2,089	90	4	0	2.58	23-12-1
Michal Neuvirth	12	723	33	0	0	2.74	4-5-2
Philipp Grubauer*	2	84	5	0	0	3.57	0-1-0

* Indicates rookie

27-18-3, 57 points

Date	Opponent	Result	Record	Pts
1/19	at Tampa Bay	L 3-6	0-1-0	0
1/22	Winnipeg	L 2-4	0-2-0	0
1/24	Montreal	L 1-4	0-3-0	0
1/25	at New Jersey	OT* 2-3	0-3-1	1
1/27	Buffalo	W 3-2	1-3-1	3
1/29	at Ottawa	L 2-3	1-4-1	3
1/31	at Toronto	L 2-3	1-5-1	3
2/1	Philadelphia	W 3-2	2-5-1	5
2/3	Pittsburgh	L 3-6	2-6-1	5
2/5	Toronto	L 2-3	2-7-1	5
2/7	at Pittsburgh	L 2-5	2-8-1	5
2/9	Florida	W 5-0	3-8-1	7
2/12	at Florida	W** 6-5	4-8-1	9
2/14	at Tampa Bay	W 4-3	5-8-1	11
2/17	at NY Rangers	L 1-2	5-9-1	11
2/21	New Jersey	L 2-3	5-10-1	11
2/23	New Jersey	W 5-1	6-10-1	13
2/26	Carolina	W 3-0	7-10-1	15
2/27	at Philadelphia	L 1-4	7-11-1	15
3/2	at Winnipeg	W 3-0	8-11-1	17
3/5	Boston	W** 4-3	9-11-1	19
3/7	Florida	W 7-1	10-11-1	21
3/9	at NY Islanders	L 2-5	10-12-1	21
3/10	NY Rangers	L 1-4	10-13-1	21
3/12	Carolina	L 0-4	10-14-1	21
3/14	at Carolina	W 3-2	11-14-1	23
3/16	at Boston	L 1-4	11-15-1	23
3/17	Buffalo	W 5-3	12-15-1	25
3/19	at Pittsburgh	L 1-2	12-16-1	25
3/21	at Winnipeg	W 4-0	13-16-1	27
3/22	at Winnipeg	W 6-1	14-16-1	29
3/24	at NY Rangers	W** 3-2	15-16-1	31
3/26	NY Islanders	L 2-3	15-17-1	31
3/30	at Buffalo	W** 4-3	16-17-1	33
3/31	at Philadelphia	OT* 4-5	16-17-2	34
4/2	at Carolina	W 5-3	17-17-2	36
4/4	NY Islanders	W** 2-1	18-17-2	38
4/6	at Florida	W 4-3	19-17-2	40
4/7	Tampa Bay	W 4-2	20-17-2	42
4/9	at Montreal	W 3-2	21-17-2	44
4/11	Carolina	W 3-1	22-17-2	46
4/13	Tampa Bay	W** 6-5	23-17-2	48
4/16	Toronto	W 5-1	24-17-2	50
4/18	at Ottawa	L 1-3	24-18-2	50
4/20	at Montreal	W 5-1	25-18-2	52
4/23	Winnipeg	W 5-3	26-18-2	54
4/25	Ottawa	OT* 1-2	26-18-3	55
4/27	Boston	W* 3-2	27-18-3	57

* Denotes overtime game

** Denotes shootout

2011-12

	W	L	OT	PTS
Home	26	11	4	56
Away	16	21	4	36
1st Half	22	17	2	46
2nd Half	20	15	6	46
October	7	2	0	14
November	5	8	1	11
December	8	5	1	17
January	6	4	2	14
February	6	7	1	13
March	8	5	3	19
April	2	1	0	4

Head Coach

Bruce Boudreau: 12-9-1

Dale Hunter (Nov. 28): 30-23-7



ALEX OVECHKIN

Player	GP	G	A	PTS	PIM	+/-	PP	SH	GW
Alex Ovechkin	78	38	27	65	26	-8	13	0	3
Alexander Semin	77	21	33	54	56	+9	2	0	1
Marcus Johansson	80	14	32	46	8	-5	1	0	3
Dennis Wideman	82	11	35	46	46	-8	4	0	3
Nicklas Backstrom	42	14	30	44	24	-4	3	0	4
Brooks Laich	82	16	25	41	34	-8	5	1	5
Jason Chimera	82	20	19	39	78	+4	1	2	5
Troy Brouwer	82	18	15	33	61	-15	3	0	5
John Carlson	82	9	23	32	22	-15	4	0	0
Mathieu Perreault	64	16	14	30	24	+9	2	0	4
Dmitry Orlov*	60	3	16	19	18	+1	0	0	1
Mike Knuble	72	6	12	18	32	-15	0	0	0
Joel Ward	73	6	12	18	20	+12	0	0	0
Karl Alzner	82	1	16	17	29	+12	0	0	0
Jeff Halpern	69	4	12	16	24	-1	0	0	1
Roman Hamrlik	68	2	11	13	34	+11	0	0	1
Keith Aucoin	27	3	8	11	0	+4	0	0	1
Matt Hendricks	78	4	5	9	95	-6	0	0	0
Cody Eakin*	30	4	4	8	4	+2	0	0	0
Mike Green	32	3	4	7	12	+5	3	0	1
Jeff Schultz	54	1	5	6	12	-2	0	0	0
Jay Beagle	41	4	1	5	23	-2	0	0	0
John Erskine	28	0	2	2	51	+3	0	0	0
Tomas Kundratek*	5	0	0	0	2	0	0	0	0
Sean Collins	2	0	0	0	0	-1	0	0	0
DJ King	1	0	0	0	0	0	0	0	0
Joel Rechlicz	3	0	0	0	10	0	0	0	0

Goaltender	GP	MIN	GA	SO	EN	GAA	W-L-OT
Tomas Vokoun	48	2,583	108	4	4	2.51	25-17-2
Michal Neuvirth	38	2,020	95	3	4	2.82	13-13-5
Braden Holtby*	7	361	15	1	0	2.49	4-2-1

* Indicates rookie

42-32-8, 92 points

Date	Opponent	Result	Record	Pts
10/8	Carolina	W 4-3*	1-0-0	2
10/10	Tampa Bay	W 6-5**	2-0-0	4
10/13	at Pittsburgh	W 3-2*	3-0-0	6
10/15	Ottawa	W 2-1	4-0-0	8
10/18	Florida	W 3-0	5-0-0	10
10/20	at Philadelphia	W 5-2	6-0-0	12
10/22	Detroit	W 7-1	7-0-0	14
10/27	at Edmonton	L 1-2	7-1-0	14
10/29	at Vancouver	L 4-7	7-2-0	14
11/1	Anaheim	W 5-4*	8-2-0	16
11/4	at Carolina	W 5-1	9-2-0	18
11/5	at NY Islanders	L 3-5	9-3-0	18
11/8	Dallas	L 2-5	9-4-0	18
11/11	at New Jersey	W 3-1	10-4-0	20
11/12	New Jersey	OT 2-3**	10-4-1	21
11/15	at Nashville	L 1-3	10-5-1	21
11/17	at Winnipeg	L 1-4	10-6-1	21
11/19	at Toronto	L 1-7	10-7-1	21
11/21	Phoenix	W 4-3	11-7-1	23
11/23	Winnipeg	W 4-3*	12-7-1	25
11/25	NY Rangers	L 3-6	12-8-1	25
11/26	at Buffalo	L 1-5	12-9-1	25
11/29	St. Louis	L 1-2	12-10-1	25
12/1	Pittsburgh	L 1-2	12-11-1	25
12/3	Ottawa	W 3-2*	13-11-1	27
12/5	at Florida	L 4-5	13-12-1	27
12/7	at Ottawa	W 5-3	14-12-1	29
12/9	Toronto	W 4-2	15-12-1	31
12/13	Philadelphia	L 1-5	15-13-1	31
12/15	at Winnipeg	W 1-0	16-13-1	33
12/17	at Colorado	L 1-2	16-14-1	33
12/20	Nashville	W 4-1	17-14-1	35
12/23	at New Jersey	OT 4-3**	17-14-2	36
12/26	at Buffalo	L 4-2	17-15-2	36
12/28	NY Rangers	W 4-1	18-15-2	38
12/30	Buffalo	W 3-1	19-15-2	40
12/31	at Columbus	W 4-2	20-15-2	42
1/3	Calgary	W 3-1	21-15-2	44
1/7	at San Jose	L 2-5	21-16-2	44
1/9	at Los Angeles	L 2-5	21-17-2	44
1/11	Pittsburgh	W 1-0	22-17-2	46
1/13	Tampa Bay	W 4-3	23-17-2	48
1/15	Carolina	W 2-1	24-17-2	50
1/17	NY Islanders	L 0-3	24-18-2	50
1/18	at Montreal	W 3-0	25-18-2	52
1/20	at Carolina	L 0-3	25-19-2	52
1/22	at Pittsburgh	OT 3-4*	25-19-3	53
1/24	Boston	W 5-3	26-19-3	55
1/31	at Tampa Bay	OT 3-4*	26-19-4	56
2/1	at Florida	L 2-4	26-20-4	56
2/4	at Montreal	W 3-0	27-20-4	58
2/5	Boston	L 1-4	27-21-4	58
2/7	Florida	W 4-0	28-21-4	60
2/9	Winnipeg	OT 2-3**	28-21-5	61
2/12	at NY Rangers	L 2-3	28-22-5	61
2/13	San Jose	L 3-5	28-23-5	61
2/17	at Florida	W 2-1	29-23-5	63
2/18	at Tampa Bay	L 1-2	29-24-5	63
2/20	at Carolina	L 0-5	29-25-5	63
2/22	at Ottawa	L 2-5	29-26-5	63
2/24	Montreal	W 4-1	30-26-5	65
2/25	at Toronto	W 4-2	31-26-5	67
2/28	NY Islanders	W 3-2*	32-26-5	69
3/2	New Jersey	L 0-5	32-27-5	69
3/4	Philadelphia	L 0-1	32-28-5	69
3/6	Carolina	OT 3-4*	32-28-6	70
3/8	Tampa Bay	W 3-2*	33-28-6	72
3/10	at Boston	W 4-3	34-28-6	74
3/11	Toronto	W 2-0	35-28-6	76
3/13	at NY Islanders	W 5-4**	36-28-6	78
3/16	at Winnipeg	L 2-3	36-29-6	78
3/18	at Chicago	L 2-5	36-30-6	78
3/19	at Detroit	W 5-3	37-30-6	80
3/22	at Philadelphia	OT 1-2**	37-30-7	81
3/23	Winnipeg	OT 3-4*	37-30-8	82
3/25	Minnesota	W 3-0	38-30-8	84
3/27	Buffalo	L 1-5	38-31-8	84
3/29	at Boston	W 3-2**	39-31-8	86
3/31	Montreal	W 3-2**	40-31-8	88
4/2	at Tampa Bay	L 2-4	40-32-8	88
4/5	Florida	W 4-2	41-32-8	90
4/7	at NY Rangers	W 4-1	42-32-8	92

* Denotes overtime game

** Denotes shootout

2010-11

	W	L	OT	PTS
Home	25	8	8	58
Away	23	15	3	49
1st Half	23	12	6	52
2nd Half	25	11	5	55
October	7	4	0	14
November	10	2	2	22
December	5	6	3	13
January	5	3	4	14
February	6	5	1	13
March	12	2	1	25
April	3	1	0	6

Head Coach
Bruce Boudreau



MICHAL NEUVIRTH

Player	GP	G	A	PTS	PIM	+/-	PP	SH	GW
Alex Ovechkin	79	32	53	85	41	24	7	0	11
Nicklas Backstrom	77	18	47	65	40	24	4	1	2
Alexander Semin	65	28	26	54	71	22	6	1	4
Brooks Laich	82	16	32	48	46	14	4	1	3
Mike Knuble	79	24	16	40	36	10	7	1	1
Dennis Wideman	75	10	30	40	39	-19	9	0	1
Washington	14	1	6	7	6	7	1	0	0
*John Carlson	82	7	30	37	44	21	1	0	3
Jason Arnett	73	17	14	31	40	-6	4	0	1
Washington	11	4	3	7	8	3	2	0	1
*Marcus Johansson	69	13	14	27	10	2	2	1	2
Jason Chimera	81	10	16	26	64	-10	2	0	1
Matt Hendricks	77	9	16	25	110	-2	1	0	3
Mike Green	49	8	16	24	48	6	5	0	1
Eric Fehr	52	10	10	20	16	E	3	0	1
Marco Sturm	35	5	11	16	23	6	1	0	1
Washington	18	1	6	7	6	E	0	0	1
*Mathieu Perreault	35	7	7	14	20	-3	1	0	1
Karl Alzner	82	2	10	12	24	14	0	0	0
John Erskine	73	4	7	11	94	1	0	0	1
Matt Bradley	61	4	7	11	68	-3	0	0	0
Scott Hannan	78	1	10	11	34	4	0	0	0
Washington	55	1	4	5	28	3	0	0	0
Jeff Schultz	72	1	9	10	12	6	0	0	1
Boyd Gordon	60	3	6	9	16	-5	0	1	1
Tom Poti	21	2	5	7	8	-4	0	0	0
Tyler Sloan	33	1	5	6	14	-6	0	0	0
*Jay Beagle	31	2	1	3	8	-2	0	0	2
*Andrew Gordon	9	1	1	2	0	-2	0	0	0
D.J. King	16	0	2	2	30	-3	0	0	0
Sean Collins	4	1	0	1	0	2	0	0	1
Brian Fahey	7	0	1	1	2	-1	0	0	0
Brian Willsie	1	0	1	1	0	E	0	0	0
Keith Aucoin	1	0	0	0	0	E	0	0	0

Goaltender	GP	MIN	GA	SO	EN	GAA	W-L-OT
*Michal Neuvirth	48	2,689	110	4	0	2.45	27-12-4
Semyon Varlamov	27	1,560	58	2	1	2.23	11-9-5
*Braden Holtby	14	736	22	2	0	1.79	10-2-2

* Indicates rookie

48-23-11, 107 points

Date	Opponent	Result	Record	Pts
10/8	@Atlanta	L 2-4	0-1-0	0
10/9	New Jersey	W 7-2	1-1-0	2
10/11	Ottawa	W 3-2*	2-1-0	4
10/13	NY Islanders	W 2-1	3-1-0	6
10/16	@Nashville	W 3-2*	4-1-0	8
10/19	Boston	L 1-3	4-2-0	8
10/21	@Boston	L 1-4	4-3-0	8
10/23	Atlanta	W 4-3*	5-3-0	10
10/27	@Carolina	W 3-0	6-3-0	12
10/28	@Minnesota	L 1-2	6-4-0	12
10/30	@Calgary	W 7-2	7-4-0	14
11/3	Toronto	W 5-4**	8-4-0	16
11/5	Boston	W 5-3	9-4-0	18
11/7	Philadelphia	W 3-2*	10-4-0	20
11/9	@NY Rangers	W 5-3	11-4-0	22
11/11	Tampa Bay	W 6-3	12-4-0	24
11/13	@Buffalo	OT 2-3*	12-4-1	25
11/14	Atlanta	W 6-4	13-4-1	27
11/17	Buffalo	W 4-2	14-4-1	29
11/19	@Atlanta	L 0-5	14-5-1	29
11/20	Philadelphia	OT 4-5**	14-5-2	30
11/22	@New Jersey	L 0-5	14-6-2	30
11/24	@Carolina	W 3-2	15-6-2	32
11/26	Tampa Bay	W 6-0	16-6-2	34
11/28	Carolina	W 3-2**	17-6-2	36
12/1	@St. Louis	W 4-1	18-6-2	38
12/2	@Dallas	L 1-2	18-7-2	38
12/4	Atlanta	L 1-3	18-8-2	38
12/6	Toronto	OT 4-5**	18-8-3	39
12/9	Florida	L 0-3	18-9-3	39
12/11	Colorado	L 2-3	18-10-3	39
12/12	@NY Rangers	L 0-7	18-11-3	39
12/15	Anaheim	OT 1-2*	18-11-4	40
12/18	@Boston	L 2-3	18-12-4	40
12/19	@Ottawa	W 3-2	19-12-4	42
12/21	New Jersey	W 5-1	20-12-4	44
12/23	Pittsburgh	OT 2-3**	20-12-5	45
12/26	@Carolina	W 3-2	21-12-5	47
12/28	Montreal	W 3-0	22-12-5	49
1/1	@Pittsburgh^	W 3-1	23-12-5	51
1/4	Tampa Bay	OT 0-1*	23-12-6	52
1/8	Florida	W 3-2	24-12-6	54
1/11	@Florida	OT 3-4*	24-12-7	55
1/12	@Tampa Bay	L 0-3	24-13-7	55
1/14	Vancouver	L 2-4	24-14-7	55
1/16	Ottawa	W 3-1	25-14-7	57
1/18	@Philadelphia	OT 2-3*	25-14-8	58
1/20	@NY Islanders	W 2-1	26-14-8	60
1/22	@Toronto	W 4-1	27-14-8	62
1/24	NY Rangers	OT 1-2**	27-14-9	63
1/26	@Atlanta	L 0-1	27-15-9	63
2/1	Montreal	OT 2-3**	27-15-10	64
2/4	@Tampa Bay	W 5-2	28-15-10	66
2/6	Pittsburgh	W 3-0	29-15-10	68
2/8	San Jose	L 0-2	29-16-10	68
2/12	Los Angeles	L 1-4	29-17-10	68
2/14	@Phoenix	L 2-3	29-18-10	68
2/16	@Anaheim	W 7-6	30-18-10	70
2/17	@San Jose	L 2-3	30-19-10	70
2/20	@Buffalo	W 2-1	31-19-10	72
2/21	@Pittsburgh	W 1-0	32-19-10	74
2/25	NY Rangers	L 0-6	32-20-10	74
2/26	@NY Islanders	W 3-2	33-20-10	76
3/1	NY Islanders	W 2-1*	34-20-10	78
3/3	St. Louis	W 3-2	35-20-10	80
3/6	@Florida	W 3-2*	36-20-10	82
3/7	@Tampa Bay	W 2-1**	37-20-10	84
3/9	Edmonton	W 5-0	38-20-10	86
3/11	Carolina	W 2-1	39-20-10	88
3/13	Chicago	W 4-3*	40-20-10	90
3/15	@Montreal	W 4-2	41-20-10	92
3/16	@Detroit	L 2-3	41-21-10	92
3/18	@New Jersey	W 3-0	42-21-10	94
3/22	@Philadelphia	W 5-4**	43-21-10	96
3/25	@Ottawa	L 0-2	43-22-10	96
3/26	@Montreal	W 2-0	44-22-10	98
3/29	Carolina	OT 2-3**	44-22-11	99
3/31	Columbus	W 4-3*	45-22-11	101
4/2	Buffalo	W 5-4*	46-22-11	103
4/5	@Toronto	W 3-2**	47-22-11	105
4/6	Florida	W 5-2	48-22-11	107
4/7	@Florida	L 0-1	48-23-11	107

* Denotes overtime game

** Denotes shootout

^ 2011 Winter Classic at Heinz Field

2009-10

	W	L	OT	PTS
Home	30	5	6	66
Away	24	10	7	55
1st Half	24	11	6	54
2nd Half	30	4	7	67
October	8	2	3	19
November	8	3	3	19
December	8	5	0	16
January	13	2	0	26
February	4	1	2	10
March	8	2	4	20
April	5	0	1	11

Head Coach
Bruce Boudreau



BROOKS LAICH

Player	GP	G	A	PTS	PIM	+/-	PP	SH	GW
Alex Ovechkin	72	50	59	109	89	45	13	0	7
Nicklas Backstrom	82	33	68	101	50	37	11	0	4
Alexander Semin	73	40	44	84	66	36	8	2	5
Mike Green	75	19	57	76	54	39	10	0	4
Brooks Laich	78	25	34	59	34	16	12	1	4
Mike Knuble	69	29	24	53	59	23	6	0	5
Tomas Fleischmann	69	23	28	51	28	9	7	0	4
Brendan Morrison	74	12	30	42	40	23	3	0	3
Eric Belanger	77	15	26	41	32	2	3	0	3
Washington	17	2	4	6	4	3	0	0	0
Eric Fehr	69	21	18	39	24	18	3	0	3
Jason Chimera	78	15	19	34	98	-1	1	0	1
Washington	39	7	10	17	51	6	0	0	0
Matt Bradley	77	10	14	24	47	6	0	1	5
Tom Poti	70	4	20	24	42	26	2	0	0
Jeff Schultz	73	3	20	23	32	50	0	0	0
Joe Corvo	52	6	12	18	12	-10	5	0	0
Washington	39	7	10	17	51	6	0	0	0
David Steckel	79	5	11	16	19	4	1	0	1
Shaone Morrisonn	68	1	11	12	68	8	0	0	1
Boyd Gordon	36	4	6	10	12	4	0	0	0
*Mathieu Perreault	21	4	5	9	6	4	1	0	0
Scott Walker	42	5	3	8	32	-3	1	0	1
Washington	9	2	1	3	9	1	0	0	1
Tyler Sloan	40	2	4	6	22	-1	0	0	0
John Erskine	50	1	5	6	66	16	0	0	0
*John Carlson	22	1	5	6	8	11	0	0	0
Keith Aucoin	9	1	4	5	0	-2	0	0	0
Karl Alzner	21	0	5	5	8	-2	0	0	0
Quintin Laing	36	2	2	4	21	2	0	0	0
Alexandre Giroux	9	1	2	3	4	3	0	0	0
*Chris Bourque	21	0	3	3	10	-6	0	0	0
Washington	1	0	0	0	0	-2	0	0	0
*Jay Beagle	7	1	1	2	2	-1	0	0	0
*Kyle Wilson	2	0	2	2	0	1	0	0	0
Boyd Kane	3	0	0	0	2	-1	0	0	0
*Andrew Gordon	2	0	0	0	0	-2	0	0	0

Goaltender	GP	MIN	GA	SO	EN	GAA	W-L-OT
Jose Theodore	47	2,586	121	1	1	2.81	30-7-7
*Semyon Varlamov	26	1,527	65	2	0	2.55	15-4-6
*Michal Neuvirth	17	872	40	0	0	2.75	9-4-0

* Indicates rookie

54-15-13, 121 points

Date	Opponent	Result	Record	Pts
10/1	@ Boston	W 4-1	1-0-0	2
10/3	Toronto	W 6-4	2-0-0	4
10/6	@ Philadelphia	OT 5-6*	2-0-1	5
10/8	NY Rangers	L 3-4	2-1-1	5
10/10	@ Detroit	L 2-3	2-2-1	5
10/12	New Jersey	OT 2-3**	2-2-2	6
10/15	San Jose	W 4-1	3-2-2	8
10/17	Nashville	W 3-2**	4-2-2	10
10/22	@ Atlanta	W 5-4	5-2-2	12
10/24	@ NY Islanders	W 3-2*	6-2-2	14
10/27	Philadelphia	W 4-2	7-2-2	16
10/29	@ Atlanta	W 4-3	8-2-2	18
10/30	NY Islanders	OT 3-4*	8-2-3	19
11/1	Columbus	OT 4-5*	8-2-4	20
11/4	@ New Jersey	L 2-3	8-3-4	20
11/6	@ Florida	W 4-1	9-3-4	22
11/7	Florida	W 7-4	10-3-4	24
11/11	NY Islanders	W 5-4**	11-3-4	26
11/13	Minnesota	W 3-1	12-3-4	28
11/14	@ New Jersey	L 2-5	12-4-4	28
11/17	@ NY Rangers	W 4-2	13-4-4	30
11/20	Montreal	L 2-3	13-5-4	30
11/21	@ Toronto	OT 1-2**	13-5-5	31
11/23	@ Ottawa	OT 3-4*	13-5-6	32
11/25	Buffalo	W 2-0	14-5-6	34
11/28	@ Montreal	W 4-3**	15-5-6	36
11/30	@ Carolina	W 3-2	16-5-6	38
12/3	Florida	W 6-2	17-5-6	40
12/5	@ Philadelphia	W 8-2	18-5-6	42
12/7	@ Tampa Bay	W 3-0	19-5-6	44
12/9	@ Buffalo	L 0-3	19-6-6	44
12/11	Carolina	W 4-3*	20-6-6	46
12/12	@ Toronto	L 3-6	20-7-6	46
12/15	@ Colorado	W 6-1	21-7-6	48
12/18	@ Vancouver	L 2-3	21-8-6	48
12/19	@ Edmonton	W 4-2	22-8-6	50
12/23	Buffalo	W 5-2	23-8-6	52
12/26	New Jersey	W 4-1	24-8-6	54
12/28	Carolina	L 3-6	24-9-6	54
12/30	@ San Jose	L 2-5	24-10-6	54
1/2	@ Los Angeles	L 1-2	24-11-6	54
1/5	Montreal	W 4-2	25-11-6	56
1/7	Ottawa	W 5-2	26-11-6	58
1/9	@ Atlanta	W 8-1	27-11-6	60
1/12	@ Tampa Bay	L 4-7	27-12-6	60
1/13	@ Florida	W 5-4**	28-12-6	62
1/15	Toronto	W 6-1	29-12-6	64
1/17	Philadelphia	W 5-3	30-12-6	66
1/19	Detroit	W 3-2	31-12-6	68
1/21	@ Pittsburgh	W 6-3	32-12-6	70
1/23	Phoenix	W 4-2	33-12-6	72
1/26	@ NY Islanders	W 7-2	34-12-6	74
1/27	Anaheim	W 5-1	35-12-6	76
1/29	Florida	W 4-1	36-12-6	78
1/31	Tampa Bay	W 3-2	37-12-6	80
2/2	@ Boston	W 4-1	38-12-6	82
2/4	@ NY Rangers	W 6-5	39-12-6	84
2/5	Atlanta	W 5-2	40-12-6	86
2/7	Pittsburgh	W 5-4*	41-12-6	88
2/10	@ Montreal	OT 5-6*	41-12-7	89
2/11	@ Ottawa	L 5-6	41-13-7	89
2/13	@ St. Louis	OT 3-4**	41-13-8	90
3/3	@ Buffalo	W 3-1	42-13-8	92
3/4	Tampa Bay	W 5-4	43-13-8	94
3/6	NY Rangers	W 2-0	44-13-8	96
3/8	Dallas	OT 3-4**	44-13-9	97
3/10	Carolina	W 4-3*	45-13-9	99
3/12	Tampa Bay	L 2-3	45-14-9	99
3/14	@ Chicago	W 4-3*	46-14-9	101
3/16	@ Florida	W 7-3	47-14-9	103
3/18	@ Carolina	OT 3-4*	47-14-10	104
3/20	@ Tampa Bay	W 3-1	48-14-10	106
3/24	Pittsburgh	W 4-3**	49-14-10	108
3/25	@ Carolina	OT 2-3**	49-14-11	109
3/28	Calgary	L 3-5	49-15-11	109
3/30	Ottawa	OT 4-5*	49-15-12	110
4/1	Atlanta	W 2-1	50-15-12	112
4/3	@ Columbus	W 3-2	51-15-12	114
4/5	Boston	W 3-2*	52-15-12	116
4/6	@ Pittsburgh	W 6-3	53-15-12	118
4/9	Atlanta	W 5-2	54-15-12	120
4/11	Boston	OT 3-4**	54-15-13	121

* Denotes overtime game

** Denotes shootout

2008-09

	W	L	OT	PTS
Home	29	9	3	61
Away	21	15	5	47
1st Half	27	11	3	57
2nd Half	23	13	5	51
October	5	3	1	11
November	8	5	2	18
December	11	3	0	22
January	7	4	1	15
February	9	3	1	19
March	6	5	2	14
April	4	1	1	9

Head Coach
Bruce Boudreau



NICKLAS BACKSTROM

Player	GP	G	A	PTS	PIM	+/-	PP	SH	GW
Alex Ovechkin	79	56	54	110	72	8	19	1	10
Nicklas Backstrom	82	22	66	88	46	16	14	0	1
Alexander Semin	62	34	45	79	77	25	8	0	8
Mike Green	68	31	42	73	68	24	18	1	4
Brooks Laich	82	23	30	53	31	-1	9	1	3
Viktor Kozlov	67	13	28	41	16	-9	2	0	0
Tomas Fleischmann	73	19	18	37	20	-3	7	0	4
Sergei Fedorov	52	11	22	33	50	4	2	0	2
Michael Nylander	72	9	24	33	32	E	4	0	2
Eric Fehr	61	12	13	25	22	8	1	0	2
David Steckel	76	8	11	19	34	2	0	2	1
Boyd Gordon	63	5	9	14	16	-4	0	1	2
Milan Jurcina	79	3	11	14	68	1	0	0	1
Tom Poti	52	3	10	13	28	3	0	0	1
Shaone Morrisonn	72	3	10	13	77	4	0	0	1
Jeff Schultz	64	1	11	12	21	13	0	1	0
Matt Bradley	81	5	6	11	59	-1	0	0	1
Keith Aucoin	12	2	4	6	4	5	1	0	0
Chris Clark	32	1	5	6	32	-3	0	0	0
Tyler Sloan	26	1	4	5	14	4	0	0	0
*Karl Alzner	30	1	4	5	2	-1	0	0	0
Donald Brashear	63	1	3	4	121	-6	0	0	1
*Sami Lepisto	7	0	4	4	6	-3	0	0	0
John Erskine	52	0	4	4	63	1	0	0	0
Brian Pothier	9	1	2	3	4	E	0	0	1
Bryan Helmer	12	0	3	3	2	-1	0	0	0
Jose Theodore	57	0	3	3	6	E	0	0	0
*Sean Collins	15	1	1	2	12	1	0	0	0
Alexandre Giroux	12	1	1	2	10	4	0	0	1
*Chris Bourque	8	1	0	1	0	E	0	0	0
Brent Johnson	21	0	1	1	2	E	0	0	0
*Oskar Osala	2	0	0	0	0	-1	0	0	0
*Andrew Gordon	1	0	0	0	0	E	0	0	0
Graham Mink	2	0	0	0	0	E	0	0	0
*Michal Neuvirth	5	0	0	0	0	E	0	0	0
*Simeon Varlamov	6	0	0	0	0	E	0	0	0
Quintin Laing	1	0	0	0	0	1	0	0	0
Staffan Kronwall	3	0	0	0	0	-1	0	0	0
*Jay Beagle	3	0	0	0	2	-3	0	0	0

Goaltender	GP	MIN	GA	SO	EN	GAA	W-L-OT
Jose Theodore	57	3,287	157	2	4	2.87	32-17-5
Brent Johnson	21	1,131	53	0	2	2.81	12-6-2
*Simeon Varlamov	6	329	13	0	0	2.37	4-0-1
*Michal Neuvirth	5	220	11	0	0	3.00	2-1-0

* Indicates rookie

50-24-8, 108 points

Date	Opponent	Result	Record	Pts
10/10	@ Atlanta	L 4-7	0-1-0	0
10/11	Chicago	W 4-2	1-1-0	2
10/13	Vancouver	W 5-1	2-1-0	4
10/16	@ Pittsburgh	W 4-3	3-1-0	6
10/18	New Jersey	OT 3-4**	3-1-1	7
10/21	@ Calgary	L 1-2	3-2-1	7
10/23	@ Phoenix	L 1-2	3-3-1	7
10/25	@ Dallas	W 6-5*	4-3-1	9
10/28	Nashville	W 4-3**	5-3-1	11
11/1	@ Buffalo	L 0-5	5-4-1	11
11/4	@ Ottawa	OT 1-2*	5-4-2	12
11/6	Carolina	W 3-2	6-4-2	14
11/8	NY Rangers	W 3-1	7-4-2	16
11/10	Tampa Bay	W 4-2	8-4-2	18
11/12	@ Carolina	W 5-1	9-4-2	20
11/14	New Jersey	W 3-1	10-4-2	22
11/15	@ New Jersey	OT 5-6**	10-4-3	23
11/19	@ Anaheim	W 6-4	11-4-3	25
11/20	@ Los Angeles	L 2-5	11-5-3	25
11/22	@ San Jose	L 2-7	11-6-3	25
11/24	@ Minnesota	L 3-4	11-7-3	25
11/26	Atlanta	W 5-3	12-7-3	27
11/28	Montreal	W 3-0	13-7-3	29
11/29	@ Columbus	L 0-3	13-8-3	29
12/2	Florida	L 3-5	13-9-3	29
12/4	NY Islanders	W 5-2	14-9-3	31
12/6	@ Toronto	W 2-1	15-9-3	33
12/7	@ Carolina	L 1-3	15-10-3	33
12/10	Boston	W 3-1	16-10-3	35
12/12	Ottawa	W 5-1	17-10-3	37
12/13	@ Montreal	W 2-1	18-10-3	39
12/16	@ NY Islanders	W 5-4*	19-10-3	41
12/18	St. Louis	W 4-2	20-10-3	43
12/20	@ Philadelphia	L 1-7	20-11-3	43
12/23	@ NY Rangers	W 5-4*	21-11-3	45
12/26	Buffalo	W 3-2	22-11-3	47
12/28	Toronto	W 4-1	23-11-3	49
12/30	@ Buffalo	W 4-2	24-11-3	51
1/1	Tampa Bay	W 7-4	25-11-3	53
1/3	NY Rangers	W 2-1	26-11-3	55
1/6	Philadelphia	W 2-1**	27-11-3	57
1/9	Columbus	L 0-3	27-12-3	57
1/10	@ Montreal	L 4-5	27-13-3	57
1/13	Edmonton	L 2-5	27-14-3	57
1/14	@ Pittsburgh	W 6-3	28-14-3	59
1/17	Boston	W 2-1	29-14-3	61
1/19	@ NY Islanders	W 2-1*	30-14-3	63
1/20	@ Ottawa	L 2-3	30-15-3	63
1/27	@ Boston	OT 2-3*	30-15-4	64
1/31	Detroit	W 4-2	31-15-4	66
2/1	Ottawa	W 7-4	32-15-4	68
2/3	@ New Jersey	W 5-2	33-15-4	70
2/5	Los Angeles	L 4-5	33-16-4	70
2/7	Florida	W 3-1	34-16-4	72
2/11	@ NY Rangers	OT 4-5**	34-16-5	73
2/14	@ Tampa Bay	W 5-1	35-16-5	75
2/15	@ Florida	W 4-2	36-16-5	77
2/18	Montreal	W 4-3**	37-16-5	79
2/20	Colorado	L 1-4	37-17-5	79
2/22	Pittsburgh	W 5-2	38-17-5	81
2/24	Philadelphia	L 2-4	38-18-5	81
2/26	Atlanta	W 4-3	39-18-5	83
2/28	@ Boston	W 4-3*	40-18-5	85
3/1	Florida	L 2-6	40-19-5	85
3/3	Carolina	L 2-5	40-20-5	85
3/5	Toronto	L 1-2	40-21-5	85
3/8	Pittsburgh	OT 3-4**	40-21-6	86
3/10	@ Nashville	W 2-1*	41-21-6	88
3/12	@ Philadelphia	W 2-1	42-21-6	90
3/14	Carolina	W 5-4**	43-21-6	92
3/16	@ Atlanta	L 1-5	43-22-6	92
3/17	@ Florida	W 3-0	44-22-6	94
3/19	@ Tampa Bay	W 5-2	45-22-6	96
3/21	@ Carolina	L 1-4	45-23-6	96
3/24	@ Toronto	OT 2-3**	45-23-7	97
3/27	Tampa Bay	W 5-3	46-23-7	99
4/1	NY Islanders	W 5-3	47-23-7	101
4/3	Buffalo	OT 4-5*	47-23-8	102
4/5	Atlanta	W 4-2	48-23-8	104
4/7	@ Atlanta	W 4-2	49-23-8	106
4/9	@ Tampa Bay	W 4-2	50-23-8	108
4/11	@ Florida	L 4-7	50-24-8	108

* Denotes overtime game

** Denotes shootout

2007-08

	W	L	OT	PTS
Home	23	15	3	49
Away	20	16	5	45
1st Half	16	20	5	37
2nd Half	27	11	3	57
October	5	6	0	10
November	3	10	2	8
December	7	3	3	17
January	9	4	0	18
February	6	4	3	15
March	10	4	0	20
April	3	0	0	6

Head Coach

Glen Hanlon: 6-14-1
Bruce Boudreau (Nov. 22): 37-17-7



MIKE GREEN

Player	GP	G	A	PTS	PIM	+/-	PP	SH	GW
Alex Ovechkin	82	65	47	112	40	28	22	0	11
*Nicklas Backstrom	82	14	55	69	24	13	3	0	4
Mike Green	82	18	38	56	62	6	8	0	4
Viktor Kozlov	81	16	38	54	18	28	2	0	2
Alexander Semin	63	26	16	42	54	-18	10	0	2
Sergei Fedorov	68	11	30	41	38	-5	6	0	2
Washington	18	2	11	13	8	-2	1	0	1
Brooks Laich	82	21	16	37	35	-3	8	2	4
Michael Nylander	40	11	26	37	24	-19	5	0	1
Tomas Fleischmann	75	10	20	30	18	-7	1	0	1
Tom Poti	71	2	27	29	46	9	0	0	0
Matt Cooke	78	10	13	23	91	1	0	1	1
Washington	17	3	4	7	27	5	0	1	0
Matt Bradley	77	7	11	18	74	1	1	1	2
Jeff Schultz	72	5	13	18	28	12	0	0	0
Boyd Gordon	67	7	9	16	12	5	0	1	0
Brian Pothier	38	5	9	14	20	5	1	0	1
*David Steckel	67	5	7	12	34	1	0	0	1
Shaone Morrisonn	76	1	9	10	63	4	0	0	1
Chris Clark	18	5	4	9	43	E	1	0	1
John Erskine	51	2	7	9	96	1	0	0	1
Milan Jurcina	75	1	8	9	30	4	1	0	0
Donald Brashear	80	5	3	8	119	-7	0	0	0
Eric Fehr	23	1	5	6	6	4	0	0	0
Quintin Laing	39	1	5	6	10	4	0	0	1
Steve Eminger	20	0	2	2	8	-4	0	0	0
Cristobal Huet	52	0	2	2	0	E	0	0	0
Washington	13	0	1	1	0	E	0	0	0
Olie Kolzig	54	0	2	2	8	E	0	0	0
*Sami Lepisto	7	0	1	1	12	-1	0	0	0
Brent Johnson	19	0	0	0	0	E	0	0	0
*Chris Bourque	4	0	0	0	2	E	0	0	0

Goaltender	GP	MIN	GA	SO	EN	GAA	W-L-OT
Olie Kolzig	54	3,154	153	1	3	2.91	25-21-6
Cristobal Huet	52	3,049	118	4	5	2.32	32-14-6
Washington	13	771	21	2	1	1.63	11-2-0
Brent Johnson	19	1,032	46	0	3	2.67	7-8-2

* Indicates rookie

43-31-8, 94 points

Date	Opponent	Result	Record	Pts
10/5	@ Atlanta	W 3-1	1-0-0	2
10/6	Carolina	W 2-0	2-0-0	4
10/8	@ NY Islanders	W 2-1	3-0-0	6
10/12	@ NY Rangers	L 1-3	3-1-0	6
10/13	@ Buffalo	L 3-7	3-2-0	6
10/18	NY Islanders	L 2-5	3-3-0	6
10/20	Pittsburgh	L 1-2	3-4-0	6
10/24	Tampa Bay	W 5-3	4-4-0	8
10/26	Vancouver	L 2-3	4-5-0	8
10/27	@ St. Louis	L 3-4	4-6-0	8
10/29	@ Toronto	W 7-1	5-6-0	10
11/1	@ NY Rangers	L 0-2	5-7-0	10
11/2	Philadelphia	L 2-3	5-8-0	10
11/5	@ Carolina	L 0-5	5-9-0	10
11/6	@ Atlanta	OT 1-2*	5-9-1	11
11/8	@ Ottawa	W 4-1	6-9-1	13
11/10	Tampa Bay	L 2-5	6-10-1	13
11/15	@ Florida	L 1-2	6-11-1	13
11/16	@ Tampa Bay	L 2-5	6-12-1	13
11/19	Florida	L 3-4	6-13-1	13
11/21	Atlanta	L 1-5	6-14-1	13
11/23	@ Philadelphia	W 4-3*	7-14-1	15
11/24	Carolina	W 5-2	8-14-1	17
11/26	Buffalo	L 1-3	8-15-1	17
11/28	Florida	OT 1-2**	8-15-2	18
11/30	@ Carolina	L 3-4	8-16-2	18
12/1	@ Florida	W 2-1	9-16-2	20
12/7	@ New Jersey	L 2-3	9-17-2	20
12/8	Atlanta	W 6-3	10-17-2	22
12/10	New Jersey	W 3-2	11-17-2	24
12/12	NY Rangers	W 5-4*	12-17-2	26
12/14	Buffalo	L 3-5	12-18-2	26
12/15	@ Tampa Bay	W 3-2	13-18-2	28
12/17	@ Detroit	OT 3-4**	13-18-3	29
12/20	Montreal	L 2-5	13-19-3	29
12/22	@ NY Islanders	OT 2-3*	13-19-4	30
12/26	Tampa Bay	W 3-2	14-19-4	32
12/27	@ Pittsburgh	OT 3-4*	14-19-5	33
12/29	@ Ottawa	W 8-6	15-19-5	35
1/1	Ottawa	W 6-3	16-19-5	37
1/3	@ Boston	L 0-2	16-20-5	37
1/5	@ Montreal	W 5-4*	17-20-5	39
1/9	Colorado	W 2-1	18-20-5	41
1/13	Philadelphia	L 4-6	18-21-5	41
1/15	Ottawa	W 4-2	19-21-5	43
1/17	Edmonton	W 5-4**	20-21-5	45
1/19	Florida	W 5-3	21-21-5	47
1/21	@ Pittsburgh	W 6-5**	22-21-5	49
1/23	@ Toronto	L 2-3	22-22-5	49
1/24	Toronto	W 2-1	23-22-5	51
1/29	@ Montreal	L 0-4	23-23-5	51
1/31	Montreal	W 5-4*	24-23-5	53
2/2	Atlanta	L 0-2	24-24-5	53
2/5	@ Columbus	W 4-3*	25-24-5	55
2/6	@ Philadelphia	W 4-3	26-24-5	57
2/8	Carolina	L 1-2	26-25-5	57
2/10	NY Rangers	W 3-2*	27-25-5	59
2/13	@ Atlanta	OT 2-3**	27-25-6	60
2/15	@ Florida	L 2-4	27-26-6	60
2/16	@ Tampa Bay	W 3-2	28-26-6	62
2/20	NY Islanders	OT 2-3**	28-26-7	63
2/23	@ Carolina	L 3-6	28-27-7	63
2/24	New Jersey	OT 1-2*	28-27-8	64
2/26	Minnesota	W 4-1	29-27-8	66
2/29	@ New Jersey	W 4-0	30-27-8	68
3/1	Toronto	L 2-3	30-28-8	68
3/3	Boston	W 10-2	31-28-8	70
3/5	@ Buffalo	W 3-1	32-28-8	72
3/8	@ Boston	L 1-2	32-29-8	72
3/9	Pittsburgh	L 2-4	32-30-8	72
3/12	Calgary	W 3-2	33-30-8	74
3/14	Atlanta	W 4-1	34-30-8	76
3/16	Boston	W 2-1**	35-30-8	78
3/18	@ Nashville	W 4-2	36-30-8	80
3/19	@ Chicago	L 0-5	36-31-8	80
3/21	@ Atlanta	W 5-3	37-31-8	82
3/25	@ Carolina	W 3-2**	38-31-8	84
3/27	@ Tampa Bay	W 4-3*	39-31-8	86
3/29	@ Florida	W 3-0	40-31-8	88
4/1	Carolina	W 4-1	41-31-8	90
4/3	Tampa Bay	W 4-1	42-31-8	92
4/5	Florida	W 3-1	43-31-8	94

* Denotes overtime game

** Denotes shootout

2006-07

	W	L	OT	PTS
Home	17	17	7	41
Away	11	23	7	29
1st Half	17	17	7	41
2nd Half	11	23	7	29
October	4	3	4	12
November	6	6	2	14
December	6	7	1	13
January	5	7	0	10
February	3	6	4	10
March	2	10	3	7
April	2	1	0	4

Head Coach
Glen Hanlon



CHRIS CLARK

Player	GP	G	A	PTS	PIM	+/-	PP	SH	GW
Alex Ovechkin	82	46	46	92	52	-19	16	0	8
Alexander Semin	77	38	35	73	90	-7	17	0	6
Chris Clark	74	30	24	54	66	-10	9	4	2
Matt Pettinger	64	16	16	32	22	-13	4	3	2
Boyd Gordon	71	7	22	29	14	10	0	2	0
Brian Pothier	72	3	25	28	44	-11	2	0	0
Kris Beech	64	8	18	26	46	-11	3	0	0
Ben Clymer	66	7	13	20	44	-17	0	0	0
*Jiri Novotny	68	6	13	19	28	-4	0	0	0
Washington	18	0	6	6	2	-2	0	0	0
Brooks Laich	73	8	10	18	29	-2	2	3	0
Brian Sutherby	69	7	10	17	78	-9	1	0	0
Steve Eminger	68	1	16	17	63	-14	0	0	0
Matt Bradley	57	4	9	13	47	-5	0	0	0
Donald Brashear	77	4	9	13	156	1	0	0	0
Shaone Morrisonn	78	3	10	13	106	3	0	0	0
Milan Jurcina	70	4	8	12	44	E	0	0	1
Washington	30	2	7	9	24	5	0	0	0
*Mike Green	70	2	10	12	36	-10	0	0	0
*Jakub Klepis	41	3	7	10	28	-2	0	0	0
*Tomas Fleischmann	29	4	4	8	8	-6	1	0	1
Bryan Muir	26	3	4	7	42	3	0	0	1
John Erskine	29	1	6	7	69	-13	0	0	0
*Alexandre Giroux	9	2	2	4	2	-4	0	0	0
*Eric Fehr	14	2	1	3	8	3	0	0	1
Olie Kolzig	54	0	3	3	10	E	0	0	0
*Jeff Schultz	38	0	3	3	16	5	0	0	0
Brent Johnson	30	0	1	1	4	E	0	0	0
*David Steckel	5	0	0	0	2	-2	0	0	0
Frederic Cassivi	4	0	0	0	0	E	0	0	0
*Jamie Hunt	1	0	0	0	0	-1	0	0	0

Goaltender	GP	MIN	GA	SO	EN	GAA	W-L-OT
Olie Kolzig	54	3,184	159	1	7	3.00	22-24-6
Brent Johnson	30	1,644	99	0	4	3.61	6-15-7
Frederic Cassivi	4	139	6	0	0	2.59	0-1-1

* Indicates rookie

28-40-14, 70 points

Date	Opponent	Result	Record	Pts
10/5	@ NY Rangers	L 2-5	0-1-0	0
10/7	Carolina	W 5-2	1-1-0	2
10/12	@ Minnesota	OT 2-3**	1-1-1	3
10/14	Atlanta	OT 3-4*	1-1-2	4
10/18	Florida	W 5-2	2-1-2	6
10/19	@ Atlanta	OT 3-4**	2-1-3	7
10/21	Tampa Bay	L 4-6	2-2-3	7
10/25	@ Colorado	W 5-3	3-2-3	9
10/27	@ Vancouver	OT 2-3**	3-2-4	10
10/28	@ Edmonton	L 0-4	3-3-4	10
10/30	@ Calgary	W 4-2	4-3-4	12
11/3	Atlanta	L 3-4	4-4-4	12
11/4	@ Philadelphia	W 5-3	5-4-4	14
11/6	Ottawa	W 4-3*	6-4-4	16
11/9	@ Carolina	L 0-5	6-5-4	16
11/11	NY Rangers	W 3-1	7-5-4	18
11/13	@ Florida	W 4-1	8-5-4	20
11/15	Boston	OT 2-3**	8-5-5	21
11/17	Carolina	L 1-4	8-6-5	21
11/18	@ Boston	OT 2-3*	8-6-6	22
11/22	Atlanta	L 2-4	8-7-6	22
11/24	Toronto	L 1-7	8-8-6	22
11/25	@ NY Islanders	L 1-4	8-9-6	22
11/28	@ Tampa Bay	W 5-2	9-9-6	24
11/30	Dallas	W 4-3	10-9-6	26
12/2	Buffalo	W 7-4	11-9-6	28
12/6	Ottawa	W 6-2	12-9-6	30
12/8	Anaheim	L 1-6	12-10-6	30
12/9	@ Philadelphia	W 5-3	13-10-6	32
12/11	Pittsburgh	OT 4-5**	13-10-7	33
12/15	@ Atlanta	W 3-2*	14-10-7	35
12/16	Philadelphia	W 4-1	15-10-7	37
12/19	Tampa Bay	L 4-5	15-11-7	37
12/22	New Jersey	L 1-4	15-12-7	37
12/23	@ Toronto	W 3-2	16-12-7	39
12/26	@ Buffalo	L 3-6	16-13-7	39
12/27	Montreal	L 1-4	16-14-7	39
12/29	@ New Jersey	L 3-4	16-15-7	39
12/30	@ NY Rangers	L 1-4	16-16-7	39
1/1	Phoenix	L 2-3	16-17-7	39
1/4	Montreal	W 5-1	17-17-7	41
1/6	Atlanta	W 3-2*	18-17-7	43
1/9	Philadelphia	W 6-2	19-17-7	45
1/11	@ Tampa Bay	L 4-5	19-18-7	45
1/13	@ Florida	L 3-7	19-19-7	45
1/16	@ Ottawa	L 2-5	19-20-7	45
1/18	@ Carolina	W 5-2	20-20-7	47
1/20	Florida	L 1-4	20-21-7	47
1/26	@ Carolina	L 2-6	20-22-7	47
1/27	Carolina	W 7-3	21-22-7	49
1/30	@ Ottawa	L 2-3	21-23-7	49
2/1	@ Florida	L 3-6	21-24-7	49
2/3	@ Pittsburgh	L 0-2	21-25-7	49
2/4	NY Islanders	W 2-1**	22-25-7	51
2/6	Boston	OT 2-3**	22-25-8	52
2/8	Los Angeles	W 4-3*	23-25-8	54
2/10	NY Rangers	L 2-5	23-26-8	54
2/15	@ Tampa Bay	OT 2-3**	23-26-9	55
2/18	@ Pittsburgh	L 2-3	23-27-9	55
2/20	@ Montreal	L 3-5	23-28-9	55
2/21	San Jose	OT 2-3**	23-28-10	56
2/24	@ New Jersey	W 4-2	24-28-10	58
2/25	New Jersey	L 2-3	24-29-10	58
2/27	Florida	OT 5-6**	24-29-11	59
3/1	Tampa Bay	OT 4-5**	24-29-12	60
3/3	NY Islanders	L 2-5	24-30-12	60
3/6	@ Toronto	L 0-3	24-31-12	60
3/9	Carolina	L 0-3	24-32-12	60
3/10	@ NY Islanders	L 2-5	24-33-12	60
3/12	@ Atlanta	L 2-4	24-34-12	60
3/15	@ Boston	OT 3-4**	24-34-13	61
3/16	Toronto	W 5-1	25-34-13	63
3/18	Tampa Bay	W 7-1	26-34-13	65
3/21	@ Buffalo	L 2-5	26-35-13	65
3/22	@ Carolina	L 3-4	26-36-13	65
3/24	@ Montreal	L 1-4	26-37-13	65
3/27	Pittsburgh	L 3-4	26-38-13	65
3/30	@ Florida	OT 2-3*	26-38-14	66
3/31	@ Tampa Bay	L 2-5	26-39-14	66
4/3	Florida	W 1-0	27-39-14	68
4/4	@ Atlanta	W 3-2	28-39-14	70
4/7	Buffalo	L 0-2	28-40-14	70

* Denotes overtime game

** Denotes shootout

2005-06

	W	L	OT	PTS
Home	16	18	7	39
Away	13	23	5	31
1st Half	13	23	5	31
2nd Half	16	18	7	39
October	4	7	0	8
November	4	7	2	10
December	5	6	1	11
January	5	8	2	12
February	2	4	0	4
March	4	6	5	13
April	5	3	2	12

Head Coach
Glen Hanlon



ALEX OVECHKIN

Player	GP	G	A	PTS	PIM	+/-	PP	SH	GW
*Alex Ovechkin	81	52	54	106	52	2	21	3	5
Dainius Zubrus	71	23	34	57	84	3	13	0	5
Jeff Halpern	70	11	33	44	79	-8	6	0	1
Brian Willsie	82	19	22	41	77	-19	8	1	2
Chris Clark	78	20	19	39	110	9	1	3	0
Matt Pettinger	71	20	18	38	39	-2	4	5	2
Ben Clymer	77	16	17	33	72	-7	3	0	3
Brian Sutherby	76	14	16	30	73	-17	0	2	0
Jamie Heward	71	7	21	28	54	-5	4	0	2
Bryan Muir	72	8	18	26	72	-9	4	0	0
*Brooks Laich	73	7	14	21	26	-9	1	0	1
Matt Bradley	74	7	12	19	72	-8	0	0	1
Steve Eminger	66	5	13	18	81	-12	1	0	0
Shaone Morrisonn	80	1	13	14	91	7	0	0	0
Mathieu Biron	52	4	9	13	50	-11	3	0	0
Andrew Cassels	31	4	8	12	14	-3	2	0	0
Ivan Majesky	57	1	8	9	66	-2	0	1	0
Rico Fata	47	3	4	7	22	-4	1	0	0
Washington	21	3	3	6	8	3	1	0	0
*Nolan Yonkman	38	0	7	7	86	1	0	0	0
Petr Sykora	10	2	2	4	6	E	0	0	0
*Jakub Klepis	25	1	3	4	8	-11	0	0	0
Kris Beech	10	1	2	3	4	1	0	0	0
Washington	5	0	0	0	4	E	0	0	0
*Mike Green	22	1	2	3	18	-8	0	0	0
Olie Kolzig	59	0	3	3	14	E	0	0	0
*Tomas Fleischmann	14	0	2	2	0	-7	0	0	0
Boyd Kane	5	0	1	1	2	1	0	0	0
Boyd Gordon	25	0	1	1	4	-4	0	0	0
Frederic Cassivi	1	0	0	0	0	E	0	0	0
*Jonas Johansson	1	0	0	0	2	E	0	0	0
*Joey Tenute	1	0	0	0	0	E	0	0	0
Doug Doull	2	0	0	0	19	-1	0	0	0
*Louis Robitaille	2	0	0	0	5	-1	0	0	0
Graham Mink	3	0	0	0	0	E	0	0	0
*David Steckel	7	0	0	0	0	1	0	0	0
Colin Forbes	9	0	0	0	2	-2	0	0	0
*Eric Fehr	11	0	0	0	2	E	0	0	0
Brent Johnson	26	0	0	0	14	E	0	0	0

Goaltender	GP	MIN	GA	SO	EN	GAA	W-L-OT
Olie Kolzig	59	3,506	206	0	8	3.53	20-28-11
Brent Johnson	26	1,413	81	1	1	3.44	9-12-1
Frederic Cassivi	1	59	4	0	0	4.07	0-1-0

* Indicates rookie

29-41-12, 70 points

Date	Opponent	Result	Record	Pts
10/5	Columbus	W 3-2	1-0-0	2
10/7	Atlanta	L 3-7	1-1-0	2
10/8	@ Atlanta	L 1-8	1-2-0	2
10/10	NY Rangers	W 3-2	2-2-0	4
10/12	@ Carolina	L 2-7	2-3-0	4
10/13	NY Islanders	L 3-5	2-4-0	4
10/16	Tampa Bay	W 3-2**	3-4-0	6
10/20	@ Florida	L 2-3	3-5-0	6
10/22	Carolina	L 0-4	3-6-0	6
10/26 #	@ Buffalo	W 3-2	4-6-0	8
10/28	@ Tampa Bay	L 2-4	4-7-0	8
11/3	@ Philadelphia	L 1-8	4-8-0	8
11/4	Atlanta	W 3-2**	5-8-0	10
11/6	Toronto	W 5-4	6-8-0	12
11/8	@ Toronto	L 4-6	6-9-0	12
11/11	New Jersey	L 3-4	6-10-0	12
11/12	@ New Jersey	L 2-3	6-11-0	12
11/15	Tampa Bay	W 4-3**	7-11-0	14
11/17	@ Buffalo	L 5-8	7-12-0	14
11/19	@ Montreal	W 5-1	8-12-0	16
11/22	@ Pittsburgh	L 4-5	8-13-0	16
11/23	Tampa Bay	OT 3-4**	8-13-1	17
11/26	@ NY Rangers	OT 2-3**	8-13-2	18
11/27	Buffalo	L 2-3	8-14-2	18
12/1 *	@ Florida	L 2-3	8-15-2	18
12/3	NY Rangers	W 5-1	9-15-2	20
12/7	Nashville	L 2-5	9-16-2	20
12/9	Detroit	L 3-4	9-17-2	20
12/14	@ Los Angeles	W 3-2	10-17-2	22
12/16	@ San Jose	L 1-4	10-18-2	22
12/18	Florida	L 2-3	10-19-2	22
12/22	@ Atlanta	W 6-5**	11-19-2	24
12/23	Montreal	W 4-2	12-19-2	26
12/27	Boston	OT 3-4*	12-19-3	27
12/28	@ New Jersey	L 2-7	12-20-3	27
12/31	Philadelphia	W 4-3**	13-20-3	29
1/1	Atlanta	L 2-5	13-21-3	29
1/4	Ottawa	L 1-3	13-22-3	29
1/6	Philadelphia	L 1-3	13-23-3	29
1/8	Florida	OT 3-4**	13-23-4	30
1/10	Chicago	OT 3-4*	13-23-5	31
1/12	@ Dallas	L 1-4	13-24-5	31
1/13	@ Anaheim	W 3-2*	14-24-5	33
1/16	@ Phoenix	W 6-1	15-24-5	35
1/19	St. Louis	W 5-4**	16-24-5	37
1/21	Carolina	W 5-2	17-24-5	39
1/23	Boston	L 2-3	17-25-5	39
1/25	@ Pittsburgh	L 1-8	17-26-5	39
1/26	@ Boston	L 2-3	17-27-5	39
1/29	Tampa Bay	W 2-1	18-27-5	41
1/31	@ NY Islanders	L 3-5	18-28-5	41
2/3	Toronto	W 4-1	19-28-5	43
2/4	@ Tampa Bay	L 0-5	19-29-5	43
2/7	Florida	L 0-5	19-30-5	43
2/10	@ Philadelphia	L 4-5	19-31-5	43
2/11	Pittsburgh	L 3-6	19-32-5	43
2/28	@ Toronto	W 5-3	20-32-5	45
3/2	@ Ottawa	L 1-7	20-33-5	45
3/4	@ Atlanta	OT 2-3*	20-33-6	46
3/6	NY Islanders	W 5-2	21-33-6	48
3/8	Pittsburgh	W 6-3	22-33-6	50
3/10	New Jersey	OT 3-4**	22-33-7	51
3/12	Ottawa	L 2-5	22-34-7	51
3/14	Buffalo	L 4-6	22-35-7	51
3/16	@ NY Rangers	L 4-5	22-36-7	51
3/18	Florida	OT 3-4**	22-36-8	52
3/20	Montreal	L 2-4	22-37-8	52
3/22	@ Florida	L 2-3	22-38-8	52
3/23	@ Tampa Bay	OT 3-4*	22-38-9	53
3/25	@ Carolina	W 3-1	23-38-9	55
3/29	@ Carolina	W 5-1	24-38-9	57
3/30	@ Montreal	OT 2-3*	24-38-10	58
4/1	@ Ottawa	W 1-0	25-38-10	60
4/3	@ Carolina	OT 5-6*	25-38-11	61
4/5	Carolina	OT 3-4**	25-38-12	62
4/7	Carolina	L 3-4	25-39-12	62
4/8	@ NY Islanders	L 0-5	25-40-12	62
4/10	@ Boston	W 2-1*	26-40-12	64
4/13	@ Atlanta	L 3-5	26-41-12	64
4/15	@ Florida	W 2-1**	27-41-12	66
4/17	Atlanta	W 6-4	28-41-12	68
4/18	@ Tampa Bay	W 4-1	29-41-12	70

Rochester, N.Y.

* Postponed from Oct. 29 due to hurricane

* Denotes overtime game

** Denotes shootout

2003-04

23-46-10-3, 59 points

	W	L	T	OTL	PTS
Home	13	20	6	2	34
Away	10	26	4	1	25
1st Half	11	25	4	1	27
2nd Half	12	21	6	2	32
October	2	7	1	0	5
November	5	8	0	1	11
December	4	8	2	0	10
January	5	7	2	1	13
February	4	5	3	0	11
March	3	10	1	0	7
April	0	1	1	1	2

Head Coach

Bruce Cassidy: 8-18-1-1

Glen Hanlon (Dec. 10): 15-28-9-2



JEFF HALPERN

Player	GP	G	A	PTS	PIM	+/-	PP	SH	GW
Jeff Halpern	79	19	27	46	56	-21	7	0	2
Kip Miller	66	9	22	31	8	-10	6	0	2
Dainius Zubrus	54	12	15	27	38	-16	6	1	2
*Alexander Semin	52	10	12	22	36	-2	4	0	2
Brian Willsie	49	10	5	15	18	-7	1	1	1
*Josef Boumedienne	37	2	12	14	30	-10	0	0	0
Matt Pettinger	71	7	5	12	37	-9	1	0	1
Joel Kwiatkowski	80	6	6	12	89	-28	2	0	0
Brendan Witt	72	2	10	12	23	-22	0	0	0
Trent Whitfield	44	6	5	11	14	-2	0	1	2
Bates Battaglia	70	4	7	11	42	-24	0	0	1
Washington	66	4	6	10	38	-23	0	0	1
Craig Johnson	64	2	9	11	28	-10	0	0	0
Washington	15	0	6	6	8	-6	0	0	0
Jason Doig	65	2	9	11	105	-12	0	0	0
*Shaone Morrisonn	33	1	7	8	10	10	0	0	0
Washington	3	0	0	0	0	E	0	0	0
*Boyd Gordon	41	1	5	6	8	-9	0	0	0
Rick Berry	65	0	6	6	108	-5	0	0	0
Stephen Peat	64	5	0	5	90	-10	0	0	0
J-Luc Grand-Pierre	56	3	2	5	52	-12	0	1	0
Washington	13	1	0	1	14	-2	0	0	0
Todd Rohloff	59	0	5	5	26	-17	0	0	0
Washington	35	0	3	3	18	-5	0	0	0
*Steve Eminger	41	0	4	4	45	-11	0	0	0
Brian Sutherby	30	2	0	2	28	-5	0	0	0
Ivan Ciernik	7	1	1	2	0	1	0	0	0
Brad Norton	36	0	2	2	94	-5	0	0	0
Washington	16	0	1	1	17	-4	0	0	0
Darcy Verot	37	0	2	2	35	-6	0	0	0
John Gruden	11	1	0	1	6	-1	0	0	1
*Owen Fussey	4	0	1	1	0	-1	0	0	0
*Brooks Laich	5	0	1	1	2	-1	0	0	0
Washington	4	0	1	1	0	-1	0	0	0
Dwayne Zinger	7	0	1	1	9	2	0	0	0
*Roman Tvrdon	9	0	1	1	2	-3	0	0	0
*Nolan Yonkman	1	0	0	0	0	E	0	0	0
Mel Angelstad	2	0	0	0	2	E	0	0	0
Colin Forbes	2	0	0	0	0	E	0	0	0
*Andrej Podkonicky	2	0	0	0	0	-1	0	0	0
J-F Fortin	2	0	0	0	0	E	0	0	0
*Graham Mink	2	0	0	0	2	-1	0	0	0
*Jakub Cutta	3	0	0	0	0	-1	0	0	0
*Garret Stroshein	3	0	0	0	14	-1	0	0	0
*Chris Hajt	5	0	0	0	2	E	0	0	0

Goaltender	GP	MIN	GA	SO	EN	GAA	W-L-T
Olie Kolzig	63	3,738	180	2	7	2.89	19-35-9
*Matt Yeats	5	258	13	0	0	3.02	1-3-0
*Maxime Ouellet	6	365	19	1	0	3.12	2-3-1
*Rastislav Stana	6	211	11	0	0	3.13	1-2-0
Sebastien Charpentier	7	369	21	0	2	3.41	0-6-0

* Indicates rookie

Date	Opponent	Result	Record	Pts
10/9	NY Islanders	W 6-1	1-0-0-0	2
10/11	Atlanta	L 3-4	1-1-0-0	2
10/13	@ Toronto	T 2-2*	1-1-1-0	3
10/14	@ Montreal	L 1-5	1-2-1-0	3
10/17	@ Dallas	L 2-4	1-3-1-0	3
10/18	@ St. Louis	L 1-4	1-4-1-0	3
10/23	@ Ottawa	L 1-5	1-5-1-0	3
10/25	@ Toronto	L 1-4	1-6-1-0	3
10/29	Anaheim	L 2-4	1-7-1-0	3
10/31	Atlanta	W 2-1	2-7-1-0	5
11/1	@ Minnesota	L 1-2	2-8-1-0	5
11/4	@ Tampa Bay	W 5-1	3-8-1-0	7
11/6	@ Philadelphia	L 2-4	3-9-1-0	7
11/8	San Jose	L 2-3	3-10-1-0	7
11/10	Los Angeles	L 2-3	3-11-1-0	7
11/12	Carolina	W 7-1	4-11-1-0	9
11/14	Tampa Bay	L 2-5	4-12-1-0	9
11/15	@ Carolina	W 2-1	5-12-1-0	11
11/20	@ Boston	L 2-3	5-13-1-0	11
11/22	Florida	OTL 2-3*	5-13-1-1	12
11/24	@ Detroit	W 4-1	6-13-1-1	14
11/26	@ Buffalo	L 2-5	6-14-1-1	14
11/28	Montreal	L 3-5	6-15-1-1	14
11/29	@ Columbus	W 5-3	7-15-1-1	16
12/2	@ NY Islanders	W 4-1	8-15-1-1	18
12/4	@ New Jersey	L 0-3	8-16-1-1	18
12/6	@ Los Angeles	L 3-7	8-17-1-1	18
12/8	@ Colorado	L 1-4	8-18-1-1	18
12/11	Boston	W 6-5	9-18-1-1	20
12/13	Detroit	L 1-5	9-19-1-1	20
12/16	@ Atlanta	W 5-0	10-19-1-1	22
12/17	@ Florida	T 2-2*	10-19-2-1	23
12/19	Toronto	T 2-2*	10-19-3-1	24
12/21	NY Islanders	L 4-5	10-20-3-1	24
12/23	Montreal	W 3-2	11-20-3-1	26
12/27	Buffalo	L 1-3	11-21-3-1	26
12/29	Boston	L 1-3	11-22-3-1	26
12/31	@ Buffalo	L 1-7	11-23-3-1	26
1/1	New Jersey	T 2-2*	11-23-4-1	27
1/3	@ Ottawa	L 2-5	11-24-4-1	27
1/4	@ Montreal	L 1-4	11-25-4-1	27
1/7	Phoenix	L 0-3	11-26-4-1	27
1/9	Carolina	W 4-1	12-26-4-1	29
1/11	Edmonton	W 1-0	13-26-4-1	31
1/14	Calgary	T 3-3*	13-26-5-1	32
1/17	@ New Jersey	OTL 1-2*	13-26-5-2	33
1/18	Pittsburgh	W 4-3	14-26-5-2	35
1/21	Toronto	L 2-3	14-27-5-2	35
1/23	@ Florida	L 1-4	14-28-5-2	35
1/25	Philadelphia	L 1-4	14-29-5-2	35
1/28	@ NY Rangers	W 2-1	15-29-5-2	37
1/29	@ Carolina	W 5-3	16-29-5-2	39
1/31	Vancouver	L 1-6	16-30-5-2	39
2/3	Tampa Bay	W 2-1	17-30-5-2	41
2/4	@ Philadelphia	L 1-5	17-31-5-2	41
2/12	@ Carolina	T 3-3*	17-31-6-2	42
2/13	@ Nashville	L 2-5	17-32-6-2	42
2/15	@ Chicago	W 4-0	18-32-6-2	44
2/17	Ottawa	T 1-1*	18-32-7-2	45
2/19	New Jersey	W 3-1	19-32-7-2	47
2/21	Florida	T 2-2*	19-32-8-2	48
2/23	Tampa Bay	L 3-6	19-33-8-2	48
2/25	Carolina	L 1-2	19-34-8-2	48
2/27	@ Florida	W 4-1	20-34-8-2	50
2/28	@ Tampa Bay	L 2-4	20-35-8-2	50
3/2	Florida	L 0-1	20-36-8-2	50
3/5	@ NY Rangers	L 2-3	20-37-8-2	50
3/6	Philadelphia	W 2-1	21-37-8-2	52
3/8	Ottawa	L 1-4	21-38-8-2	52
3/10	Buffalo	L 0-6	21-39-8-2	52
3/12	Chicago	L 3-4	21-40-8-2	52
3/13	@ Atlanta	L 2-5	21-41-8-2	52
3/16	@ Pittsburgh	L 1-4	21-42-8-2	52
3/18	NY Rangers	W 4-3*	22-42-8-2	54
3/20	Atlanta	T 2-2*	22-42-9-2	55
3/23	@ NY Islanders	L 0-3	22-43-9-2	55
3/24	@ Atlanta	L 2-3	22-44-9-2	55
3/27	@ Tampa Bay	L 1-4	22-45-9-2	55
3/30	Pittsburgh	W 4-2	23-45-9-2	57
4/1	@ Boston	T 3-3*	23-45-10-2	58
4/3	NY Rangers	OTL 2-3*	23-45-10-3	59
4/4	@ Pittsburgh	L 3-4	23-46-10-3	59

* Denotes overtime game

2002-03

	W	L	T	OTL	PTS
Home	24	13	2	2	52
Away	15	16	6	4	40
1st Half	18	16	5	2	43
2nd Half	21	13	3	4	49
October	4	5	1	0	9
November	6	7	1	0	13
December	8	4	1	1	18
January	6	3	4	2	18
February	6	6	0	0	12
March	7	3	1	3	18
April	2	1	0	0	4

Head Coach
Bruce Cassidy



OLIE KOLZIG

Player	GP	G	A	PTS	PIM	+/-	PP	SH	GW
Jaromir Jagr	75	36	41	77	38	5	13	2	9
Robert Lang	82	22	47	69	22	12	10	0	2
Sergei Gonchar	82	18	49	67	52	13	7	0	2
Michael Nylander	80	17	43	60	40	3	7	0	2
Washington	71	17	39	56	36	3	7	0	2
Peter Bondra	76	30	26	56	52	-3	9	2	4
Kip Miller	72	12	38	50	18	-1	3	0	4
Sergei Berezin	75	23	17	40	12	7	5	0	2
Washington	9	5	4	9	4	10	0	0	2
Dainius Zubrus	63	13	22	35	43	15	2	0	0
Jeff Halpern	82	13	21	34	88	6	1	2	2
Mike Grier	82	15	17	32	36	-14	2	2	2
Steve Konowalchuk	77	15	15	30	71	3	2	0	3
Ivan Ciernik	47	8	10	18	24	6	0	0	2
Ken Klee	70	1	16	17	89	22	0	0	0
Calle Johansson	82	3	12	15	22	9	1	0	0
Brendan Witt	69	2	9	11	106	12	0	0	0
*Brian Sutherby	72	2	9	11	93	7	0	0	0
Jason Doig	55	3	5	8	108	-3	0	0	1
Glen Metropolit	23	2	3	5	6	4	0	0	1
Andreas Salomonsson	32	1	4	5	14	-1	0	0	0
Josh Green	45	1	4	5	21	-3	0	0	0
Washington	21	1	2	3	7	1	0	0	0
*Joel Kwiatkowski	54	0	5	5	18	3	0	0	0
Washington	34	0	3	3	12	1	0	0	0
Rick Berry	43	2	1	3	87	-3	0	0	1
Trent Whitfield	14	1	1	2	6	1	0	0	1
Steve Eminger	17	0	2	2	24	-3	0	0	0
*Josef Boumedienne	6	1	0	1	0	-1	0	0	1
Stephen Peat	27	1	0	1	57	-3	0	0	0
Sylvain Cote	1	0	0	0	4	E	0	0	0
Colin Forbes	5	0	0	0	0	-2	0	0	0
*Alex Henry	41	0	0	0	80	-5	0	0	0
Washington	38	0	0	0	80	-4	0	0	0
Mike Farrell	4	0	0	0	2	1	0	0	0
Matt Pettinger	1	0	0	0	0	E	0	0	0

Goaltender	GP	MIN	GA	SO	EN	GAA	W-L-T
Olie Kolzig	66	3894	156	4	5	2.40	33-25-6
*Sebastien Charpentier	17	859	40	0	2	2.79	5-7-1
Craig Billington	5	217	17	0	0	4.70	1-3-1

* Indicates rookie

39-29-8-6, 92 points

Date	Opponent	Result	Record	Pts
10/11	Nashville	W 5-4	1-0-0-0	2
10/12	@ NY Islanders	W 2-1	2-0-0-0	4
10/17	@ Carolina	W 2-1	3-0-0-0	6
10/19	@ Philadelphia	L 1-3	3-1-0-0	6
10/20	@ Dallas	L 2-5	3-2-0-0	6
10/23	@ NY Rangers	W 2-1	4-2-0-0	8
10/25	@ Tampa Bay	L 2-3	4-3-0-0	8
10/26	@ Florida	T 1-1*	4-3-1-0	9
10/28	@ Pittsburgh	L 2-3	4-4-1-0	9
10/30	Boston	L 2-7	4-5-1-0	9
11/1	Tampa Bay	W 3-2	5-5-1-0	11
11/2	@ Philadelphia	L 1-2	5-6-1-0	11
11/5	@ Columbus	W 4-3*	6-6-1-0	13
11/7	Florida	W 2-1*	7-6-1-0	15
11/9	Philadelphia	W 4-1	8-6-1-0	17
11/13	Dallas	L 1-6	8-7-1-0	17
11/15	@ Chicago	T 2-2*	8-7-2-0	18
11/16	@ Minnesota	L 0-1	8-8-2-0	18
11/19	San Jose	L 2-3	8-9-2-0	18
11/21	Minnesota	L 3-4	8-10-2-0	18
11/23	Atlanta	W 6-3	9-10-2-0	20
11/26	@ Toronto	L 4-5	9-11-2-0	20
11/27	Calgary	W 4-2	10-11-2-0	22
11/29	Ottawa	L 2-6	10-12-2-0	22
12/1	@ Atlanta	L 4-5	10-13-2-0	22
12/3	@ Pittsburgh	W 4-1	11-13-2-0	24
12/6	Atlanta	W 7-6*	12-13-2-0	26
12/7	@ Buffalo	L 3-4	12-14-2-0	26
12/11	@ Anaheim	L 0-3	12-15-2-0	26
12/13	@ Phoenix	W 4-3	13-15-2-0	28
12/14	@ San Jose	L 0-2	13-16-2-0	28
12/16	@ Colorado	T 2-2*	13-16-3-0	29
12/19	Boston	W 5-3	14-16-3-0	31
12/21	@ NY Islanders	W 3-1	15-16-3-0	33
12/23	Tampa Bay	W 3-0	16-16-3-0	35
12/27	New Jersey	W 3-2	17-16-3-0	37
12/28	@ New Jersey	OTL 1-2*	17-16-3-1	38
12/30	Buffalo	W 4-3	18-16-3-1	40
1/1	Phoenix	OTL 1-2*	18-16-3-2	41
1/3	Columbus	T 2-2*	18-16-4-2	42
1/4	@ NY Rangers	T 2-2*	18-16-5-2	43
1/10	@ Carolina	W 4-1	19-16-5-2	45
1/11	Florida	W 12-2	20-16-5-2	47
1/13	NY Islanders	W 4-3*	21-16-5-2	49
1/15	NY Rangers	OTL 1-2*	21-16-5-3	50
1/17	Toronto	L 1-4	21-17-5-3	50
1/18	@ Ottawa	L 2-5	21-18-5-3	50
1/20	@ Boston	T 3-3*	21-18-6-3	51
1/22	Carolina	W 5-3	22-18-6-3	53
1/25	@ Montreal	T 1-1*	22-18-7-3	54
1/26	NY Rangers	W 7-2	23-18-7-3	56
1/28	St. Louis	L 3-5	23-19-7-3	56
1/30	Pittsburgh	W 2-1	24-19-7-3	58
2/4	@ Tampa Bay	W 5-1	25-19-7-3	60
2/5	New Jersey	L 1-4	25-20-7-3	60
2/7	NY Islanders	W 3-0	26-20-7-3	62
2/9	Montreal	L 0-2	26-21-7-3	62
2/12	@ Atlanta	W 5-1	27-21-7-3	64
2/14	@ Carolina	L 1-3	27-22-7-3	64
2/15	@ Florida	W 2-1	28-22-7-3	66
2/17	@ Tampa Bay	L 1-3	28-23-7-3	66
2/20	Toronto	L 2-6	28-24-7-3	66
2/22	Detroit	L 1-5	28-25-7-3	66
2/24	Montreal	W 4-1	29-25-7-3	68
2/26	Buffalo	W 3-2	30-25-7-3	70
3/1	@ New Jersey	OTL 1-2*	30-25-7-4	71
3/2	Carolina	W 2-0	31-25-7-4	73
3/4	@ Buffalo	W 2-1	32-25-7-4	75
3/6	Atlanta	T 4-4*	32-25-8-4	76
3/8	@ Boston	OTL 4-5*	32-25-8-5	77
3/10	Philadelphia	W 2-1*	33-25-8-5	79
3/14	Los Angeles	L 1-3	33-26-8-5	79
3/16	Colorado	W 2-1	34-26-8-5	81
3/20	@ Calgary	W 4-1	35-26-8-5	83
3/22	@ Edmonton	L 3-5	35-27-8-5	83
3/23	@ Vancouver	L 0-6	35-28-8-5	83
3/25	@ Montreal	W 4-3*	36-28-8-5	85
3/28	@ Ottawa	W 3-2	37-28-8-5	87
3/29	@ Toronto	OTL 3-4*	37-28-8-6	88
4/1	Florida	W 3-0	38-29-8-6	90
4/3	Ottawa	L 1-5	38-29-8-6	90
4/5	Pittsburgh	W 5-3	39-29-8-6	92

* Denotes overtime game

2001-02

	W	L	T	OTL	PTS
Home	21	12	6	2	50
Away	15	21	5	0	35
1st Half	16	18	7	0	39
2nd Half	20	15	4	2	46
October	5	6	1	0	11
November	5	7	2	0	12
December	5	4	4	0	14
January	5	9	1	1	12
February	4	1	1	0	9
March	9	5	1	0	19
April	3	1	1	1	8

Head Coach
Ron Wilson



JAROMIR JAGR

Player	GP	G	A	PTS	PIM	+/-	PP	SH	GW
Jaromir Jagr	69	31	48	79	30	E	10	0	3
Peter Bondra	77	39	31	70	80	17	17	1	8
Sergei Gonchar	76	26	33	59	58	-1	7	0	2
Ulf Dahlen	69	23	29	52	8	-5	7	0	4
Dainius Zubrus	71	17	26	43	38	5	4	0	3
Andrei Nikolishin	80	13	23	36	40	-1	1	0	0
Chris Simon	82	14	17	31	137	-8	1	0	1
Dmitri Khristich	61	9	12	21	12	2	3	0	2
Jeff Halpern	48	5	14	19	29	-9	0	0	4
Glen Metropolit	35	1	16	17	6	1	0	0	0
Washington	33	1	16	17	6	3	0	0	0
Ken Klee	68	8	8	16	38	4	2	0	3
Benoit Hogue	58	7	8	15	37	-5	0	0	1
Washington	9	0	1	1	4	2	0	0	0
Sylvain Cote	70	3	11	14	26	-15	1	0	2
Steve Konowalchuk	28	2	12	14	23	-2	0	0	0
Frantisek Kucera	56	1	13	14	12	7	0	0	0
*Matt Pettinger	61	7	3	10	44	-8	1	0	1
Brendan Witt	68	3	7	10	78	-1	0	0	0
Colin Forbes	38	5	3	8	15	-2	0	1	1
Joe Sacco	65	0	7	7	51	-13	0	0	0
Rob Zettler	49	1	4	5	56	3	0	0	0
*Stephen Peat	38	2	2	4	85	-1	0	0	0
*Ivan Ciernik	29	1	3	4	6	E	0	0	0
Washington	6	0	1	1	2	1	0	0	0
Jean-Francois Fortin	36	1	3	4	20	-1	0	0	0
Calle Johansson	11	2	0	2	8	-4	0	0	1
*Nolan Yonkman	11	1	0	1	4	3	0	0	0
Chris Ferraro	1	0	1	1	0	E	0	0	0
Peter Ferraro	4	0	1	1	0	-1	0	0	0
*Chris Corrinet	8	0	1	1	6	-4	0	0	0
Todd Rohloff	16	0	1	1	14	-2	0	0	0
Olie Kolzig	71	0	1	1	8	E	0	0	0
Patrick Boileau	2	0	0	0	2	-1	0	0	0
*Sebastien Charpentier	2	0	0	0	0	E	0	0	0
*Jakub Cutta	2	0	0	0	0	-3	0	0	0
Dean Melanson	4	0	0	0	4	1	0	0	0
*Brian Sutherby	7	0	0	0	2	-3	0	0	0
*Michael Farrell	8	0	0	0	0	-1	0	0	0
Craig Billington	17	0	0	0	0	E	0	0	0

Goaltender	GP	MIN	GA	SO	EN	GAA	W-L-T
Olie Kolzig	71	4,131	192	5	5	2.79	31-29-8
Craig Billington	17	710	36	0	2	3.04	4-5-3
*Sebastien Charpentier	2	122	5	0	0	2.46	1-1-0

* Indicates rookie

36-33-11-2, 85 points

Date	Opponent	Result	Record	Pts
10/6	New Jersey	W 6-1	1-0-0-0	2
10/8	@ Boston	L 0-4	1-1-0-0	2
10/10	@ NY Rangers	W 5-2	2-1-0-0	4
10/12	@ Anaheim	L 1-2	2-2-0-0	4
10/13	@ Phoenix	L 2-5	2-3-0-0	4
10/16	@ Los Angeles	W 3-2*	3-3-0-0	6
10/19	Montreal	W 4-1	4-3-0-0	8
10/20	@ Philadelphia	L 3-6	4-4-0-0	8
10/23	@ Tampa Bay	T 1-1*	4-4-1-0	9
10/24	@ Florida	W 4-3*	5-4-1-0	11
10/26	@ Atlanta	L 0-1	5-5-1-0	11
10/30	Philadelphia	L 0-3	5-6-1-0	11
11/2	Phoenix	T 2-2*	5-6-2-0	12
11/3	@ St. Louis	L 1-4	5-7-2-0	12
11/6	@ Toronto	L 2-4	5-8-2-0	12
11/8	Carolina	L 2-3	5-9-2-0	12
11/10	Atlanta	W 3-0	6-9-2-0	14
11/13	Ottawa	L 5-11	6-10-2-0	14
11/15	@ Philadelphia	L 0-5	6-11-2-0	14
11/17	Anaheim	W 4-1	7-11-2-0	16
11/21	Tampa Bay	W 3-2	8-11-2-0	18
11/23	NY Rangers	W 6-2	9-11-2-0	20
11/24	@ Montreal	L 3-5	9-12-2-0	20
11/27	@ NY Islanders	T 5-5*	9-12-3-0	21
11/28	Buffalo	L 2-5	9-13-3-0	21
11/30	Carolina	W 6-2	10-13-3-0	23
12/2	@ Carolina	W 4-3*	11-13-3-0	25
12/4	NY Rangers	W 5-2	12-13-3-0	27
12/6	@ Atlanta	T 3-3*	12-13-4-0	28
12/8	@ New Jersey	L 1-3	12-14-4-0	28
12/11	Pittsburgh	T 2-2*	12-14-5-0	29
12/13	Boston	W 2-1	13-14-5-0	31
12/15	Atlanta	W 5-2	14-14-5-0	33
12/19	@ Florida	L 2-5	14-15-5-0	33
12/21	@ Pittsburgh	L 3-4	14-16-5-0	33
12/22	Pittsburgh	T 4-4*	14-16-6-0	34
12/26	Philadelphia	L 1-4	14-17-6-0	34
12/28	@ Dallas	W 3-2*	15-17-6-0	36
12/30	Carolina	T 5-5*	15-17-7-0	37
1/1	NY Islanders	W 3-2	16-17-7-0	39
1/3	@ Ottawa	L 1-4	16-18-7-0	39
1/5	@ Boston	L 4-7	16-19-7-0	39
1/7	Florida	L 1-2	16-20-7-0	39
1/9	Columbus	W 6-3	17-20-7-0	41
1/11	Toronto	T 3-3*	17-20-8-0	42
1/12	@ Florida	W 1-0	18-20-8-0	44
1/14	Boston	W 1-0*	19-20-8-0	46
1/16	@ Montreal	L 0-2	19-21-8-0	46
1/18	@ Detroit	L 1-3	19-22-8-0	46
1/19	Vancouver	L 1-5	19-23-8-0	46
1/22	@ Atlanta	W 3-0	20-23-8-0	48
1/23	Montreal	L 3-5	20-24-8-0	48
1/26	@ NY Rangers	L 3-6	20-25-8-0	48
1/27	Buffalo	OTL 2-3*	20-25-8-1	49
1/30	St. Louis	L 1-4	20-26-8-1	49
2/6	Minnesota	W 2-1	21-26-8-1	51
2/8	@ Nashville	T 3-3*	21-26-9-1	52
2/9	@ Tampa Bay	W 4-2	22-26-9-1	54
2/11	Tampa Bay	W 3-1	23-26-9-1	56
2/26	Florida	W 4-3	24-26-9-1	58
2/28	San Jose	L 2-5	24-27-9-1	58
3/2	@ Ottawa	W 3-2*	25-27-9-1	60
3/4	Toronto	L 2-3	25-28-9-1	60
3/6	Calgary	W 3-2	26-28-9-1	62
3/8	@ Carolina	T 2-2*	26-28-10-1	63
3/10	Edmonton	W 4-2	27-28-10-1	65
3/12	Dallas	L 2-5	27-29-10-1	65
3/15	@ San Jose	L 4-5	27-30-10-1	65
3/16	@ Edmonton	L 1-4	27-31-10-1	65
3/19	@ Colorado	W 3-0	28-31-10-1	67
3/21	@ Toronto	W 4-3	29-31-10-1	69
3/23	@ Columbus	W 5-2	30-31-10-1	71
3/24	@ Pittsburgh	L 2-6	30-32-10-1	71
3/26	@ Buffalo	W 4-3	31-32-10-1	73
3/29	@ New Jersey	W 3-1	32-32-10-1	75
3/30	NY Islanders	W 4-2	33-32-10-1	77
4/3	Tampa Bay	W 4-1	34-32-10-1	79
4/5	Ottawa	T 0-0*	34-32-11-1	80
4/6	@ NY Islanders	L 4-5	34-33-11-1	80
4/9	Chicago	W 3-1	35-33-11-1	82
4/12	@ Buffalo	W 3-1	36-33-11-1	84
4/13	New Jersey	OTL 3-4*	36-33-11-2	85

* Denotes overtime game

2000-01

	W	L	T	OTL	PTS
Home	24	9	6	2	56
Away	17	18	4	2	40
1st Half	18	14	8	1	45
2nd Half	23	13	2	3	51
October	2	5	4	1	9
November	5	5	2	0	12
December	10	3	1	0	21
January	6	6	2	0	14
February	9	1	1	0	19
March	7	5	0	2	16
April	2	2	0	1	5

Head Coach
Ron Wilson



STEVE KONOWALCHUK

Player	GP	G	A	PTS	PIM	+/-	PP	SH	GW
Adam Oates	81	13	69	82	28	-9	5	0	4
Peter Bondra	82	45	36	81	60	8	22	4	8
Sergei Gonchar	76	19	38	57	70	12	8	0	2
Ulf Dahlen	73	15	33	48	6	11	6	0	2
Steve Konowalchuk	82	24	23	47	87	8	6	0	5
Jeff Halpern	80	21	21	42	60	13	2	1	5
Dmitri Khristich	70	13	25	38	16	E	6	0	4
Washington	43	10	19	29	8	-8	4	0	4
Andrei Nikolishin	81	13	25	38	34	9	4	0	2
Trevor Linden	69	15	22	37	60	E	6	0	3
Washington	12	3	1	4	8	2	0	0	0
Calle Johansson	76	7	29	36	26	11	5	0	0
Richard Zednik	62	16	19	35	61	-2	4	0	3
Dainius Zubrus	61	13	13	26	37	-11	4	0	0
Washington	12	1	1	2	7	-4	1	0	0
Chris Simon	60	10	10	20	109	-12	4	0	2
Sylvain Cote	68	7	11	18	18	-3	1	1	1
Jan Bulis	39	5	13	18	26	E	1	0	0
Joe Sacco	69	7	7	14	48	4	0	0	0
Joe Reekie	74	2	9	11	77	14	0	0	1
Dmitri Mironov	36	3	5	8	6	-7	1	0	1
Jason Marshall	55	3	4	7	122	-13	2	1	1
Washington	5	0	0	0	17	-1	0	0	0
Brendan Witt	72	3	3	6	101	2	0	0	0
Ken Klee	54	2	4	6	60	-5	0	0	0
*Trent Whitfield	61	2	4	6	35	3	0	0	0
Glen Metropolit	15	1	5	6	10	-2	0	0	0
James Black	42	1	5	6	4	-3	0	0	0
Joe Murphy	14	1	5	6	20	-5	1	0	0
Matt Herr	22	2	3	5	17	3	0	0	1
Rob Zettler	29	0	4	4	55	E	0	0	0
Terry Yake	12	0	3	3	8	E	0	0	0
Olie Kolzig	72	0	2	2	14	E	0	0	0
Craig Billington	12	0	1	1	0	E	0	0	0
Craig Berube	22	0	1	1	18	-3	0	0	0
*Jakub Cutta	3	0	0	0	0	-1	0	0	0
*Kris Beech	4	0	0	0	2	-2	0	0	0
*Matt Pettinger	10	0	0	0	2	-1	0	0	0
Brantt Myhres	25	0	0	0	57	-5	0	0	0
Washington	5	0	0	0	29	E	0	0	0
Goaltender	GP	MIN	GA	SO	EN	GAA	W-L-T		
Olie Kolzig	72	4,278	177	5	7	2.48	37-26-8		
Craig Billington	12	660	27	0	0	2.45	3-5-2		
Corey Hirsch	1	20	0	0	0	0.00	1-0-0		

* Indicates rookie

41-27-10-4, 96 points

Date	Opponent	Result	Record	Pts
10/6	Los Angeles	L 1-4	0-1-0-0	0
10/7	@ Carolina	T 3-3*	0-1-1-0	1
10/11	@ Atlanta	T 3-3*	0-1-2-0	2
10/13	@ Nashville	L 1-3	0-2-2-0	2
10/15	@ Dallas	L 0-3	0-3-2-0	2
10/17	Colorado	OTL 3-4*	0-3-2-1	3
10/19	New Jersey	W 5-2	1-3-2-1	5
10/21	NY Islanders	T 4-4*	1-3-3-1	6
10/26	@ Boston	L 1-4	1-4-3-1	6
10/27	@ Columbus	L 1-3	1-5-3-1	6
10/29	@ Philadelphia	T 1-1*	1-5-4-1	7
10/31	Detroit	W 6-2	2-5-4-1	9
11/2	@ St. Louis	L 0-2	2-6-4-1	9
11/4	@ Florida	W 3-2	3-6-4-1	11
11/5	@ Tampa Bay	L 2-5	3-7-4-1	11
11/9	NY Rangers	L 3-5	3-8-4-1	11
11/12	Atlanta	T 2-2*	3-8-5-1	12
11/14	Phoenix	T 2-2*	3-8-6-1	13
11/17	Montreal	W 4-3	4-8-6-1	15
11/18	@ Philadelphia	L 3-5	4-9-6-1	15
11/22	Vancouver	W 3-2*	5-9-6-1	17
11/24	NY Islanders	W 1-0	6-9-6-1	19
11/25	@ Atlanta	L 1-2	6-10-6-1	19
11/29	Tampa Bay	W 4-1	7-10-6-1	21
12/1	Boston	W 3-2	8-10-6-1	23
12/2	@ Boston	W 2-0	9-10-6-1	25
12/6	@ NY Rangers	L 2-3	9-11-6-1	25
12/9	@ New Jersey	W 3-2	10-11-6-1	27
12/12	@ NY Islanders	W 3-2	11-11-6-1	29
12/14	Minnesota	W 2-1	12-11-6-1	31
12/16	Edmonton	W 4-0	13-11-6-1	33
12/18	San Jose	L 3-5	13-12-6-1	33
12/20	Buffalo	T 2-2*	13-12-7-1	34
12/21	@ Buffalo	W 3-1	14-12-7-1	36
12/23	Florida	W 5-3	15-12-7-1	38
12/27	@ Ottawa	W 5-1	16-12-7-1	40
12/29	@ New Jersey	L 2-4	16-13-7-1	40
12/30	Philadelphia	W 6-3	17-13-7-1	42
1/1	Atlanta	W 4-2	18-13-7-1	44
1/3	@ Pittsburgh	L 2-3	18-14-7-1	44
1/5	Boston	T 1-1*	18-14-8-1	45
1/6	@ Toronto	W 3-2	19-14-8-1	47
1/8	Pittsburgh	L 3-5	19-15-8-1	47
1/10	@ Minnesota	L 0-3	19-16-8-1	47
1/13	Atlanta	W 4-1	20-16-8-1	49
1/18	@ Ottawa	L 4-5	20-17-8-1	49
1/19	@ Chicago	L 1-3	20-18-8-1	49
1/23	@ Tampa Bay	W 5-2	21-18-8-1	51
1/24	Florida	W 2-1	22-18-8-1	53
1/27	@ Montreal	L 2-4	22-19-8-1	53
1/28	Philadelphia	W 4-2	23-19-8-1	55
1/30	Ottawa	T 1-1*	23-19-9-1	56
2/1	Toronto	W 5-4	24-19-9-1	58
2/7	@ Colorado	W 3-1	25-19-9-1	60
2/9	@ Anaheim	W 4-3	26-19-9-1	62
2/10	@ Los Angeles	W 4-3	27-19-9-1	64
2/13	@ Calgary	T 4-4*	27-19-10-1	65
2/14	@ Vancouver	W 4-3*	28-19-10-1	67
2/17	@ Montreal	W 6-3	29-19-10-1	69
2/21	Nashville	W 2-1	30-19-10-1	71
2/23	Montreal	W 3-1	31-19-10-1	73
2/24	@ Carolina	W 2-1	32-19-10-1	75
2/27	Chicago	L 2-3	32-20-10-1	75
3/1	Toronto	OTL 2-3*	32-20-10-2	76
3/3	Pittsburgh	W 4-3	33-20-10-2	78
3/6	@ NY Islanders	W 5-1	34-20-10-2	80
3/7	@ Pittsburgh	W 4-3	35-20-10-2	82
3/9	NY Rangers	W 5-3	36-20-10-2	84
3/11	Ottawa	W 6-5	37-20-10-2	86
3/13	Anaheim	L 0-2	37-21-10-2	86
3/15	Carolina	L 0-3	37-22-10-2	86
3/17	Buffalo	L 2-3	37-23-10-2	86
3/19	@ NY Rangers	L 3-6	37-24-10-2	86
3/23	@ Florida	L 1-4	37-25-10-2	86
3/24	@ Tampa Bay	W 3-2	38-25-10-2	88
3/28	Carolina	W 7-0	39-25-10-2	90
3/30	@ Carolina	OTL 3-4*	39-25-10-3	91
4/1	@ Detroit	OTL 1-2*	39-25-10-4	92
4/3	New Jersey	L 4-6	39-26-10-4	92
4/5	Florida	W 3-0	40-26-10-4	94
4/6	@ Buffalo	L 1-2	40-27-10-4	94
4/8	Tampa Bay	W 2-1	41-27-10-4	96

* Denotes overtime game

1999-00

44-24-12-2, 102 points

	W	L	T	OTL	PTS
Home	26	5	8	2	62
Away	18	19	4	0	40
1st Half	17	16	7	1	42
2nd Half	27	8	5	1	60
October	2	6	2	0	6
November	7	3	2	1	17
December	4	6	2	0	10
January	11	1	2	0	24
February	8	4	2	0	18
March	10	2	1	1	22
April	2	2	1	0	5

Head Coach
Ron Wilson



CHRIS SIMON

Player	GP	G	A	PTS	PIM	+/-	PP	SH	GW
Adam Oates	82	15	56	71	14	13	5	0	6
Sergei Gonchar	73	18	36	54	52	26	5	0	3
Chris Simon	75	29	20	49	146	11	7	0	5
Steve Konowalchuk	82	16	27	43	80	19	3	0	1
Peter Bondra	62	21	17	38	30	5	5	3	5
Ulf Dahlen	75	15	23	38	8	11	5	0	4
Richard Zednik	69	19	16	35	54	6	1	0	2
Calle Johansson	82	7	25	32	24	13	1	0	3
Jan Bulis	56	9	22	31	30	7	0	0	1
*Jeff Halpern	79	18	11	29	39	21	4	4	1
Joe Murphy	55	12	15	27	94	1	4	0	2
Washington	29	5	8	13	53	8	1	0	2
Andrei Nikolishin	76	11	14	25	28	6	0	2	2
Terry Yake	61	10	14	24	34	4	3	0	3
Washington	35	6	5	11	12	2	1	0	1
Joe Sacco	79	7	16	23	50	7	0	0	1
Dmitri Mironov	73	3	19	22	28	7	1	0	0
Ken Klee	80	7	13	20	79	8	0	0	2
*Glen Metropolit	30	6	13	19	4	5	1	0	1
James Black	49	8	9	17	6	-1	1	0	1
Jim McKenzie	61	4	5	9	64	-5	0	0	0
Washington	30	1	2	3	16	E	0	0	0
Brendan Witt	77	1	7	8	114	5	0	0	0
Joe Reekie	59	0	7	7	50	21	0	0	0
Jaroslav Svejkskovy	23	1	2	3	2	-7	1	0	0
Jeff Toms	20	1	2	3	4	-1	0	0	1
Mike Eagles	25	2	0	2	15	-7	0	0	1
*Alexei Tezikov	23	1	1	2	2	-2	1	0	1
Rob Zettler	12	0	2	2	19	-1	0	0	0
Olie Kolzig	73	0	2	2	6	E	0	0	0
*Miika Elomo	2	0	1	1	2	1	0	0	0
*Nolan Baumgartner	8	0	1	1	2	1	0	0	0
Barrie Moore	1	0	0	0	0	E	0	0	0
*Alexander Volchkov	3	0	0	0	0	-2	0	0	0
Jamie Huscroft	7	0	0	0	11	-5	0	0	0
Craig Billington	13	0	0	0	0	E	0	0	0
Goaltender	GP	MIN	GA	SO	EN	GAA	W-L-T		
Olie Kolzig	73	4,371	163	5	1	2.24	41-20-11		
Craig Billington	13	611	28	2	2	2.75	3-6-1		

* Indicates rookie

Date	Opponent	Result	Record	Pts
10/2	@ Florida	L 3-4	0-1-0-0	0
10/8	@ Buffalo	W 3-2	1-1-0-0	2
10/9	Los Angeles	T 2-2*	1-1-1-0	3
10/12	Philadelphia	W 5-4	2-1-1-0	5
10/16	San Jose	L 2-3	2-2-1-0	5
10/19	Anaheim	L 1-7	2-3-1-0	5
10/23	@ Phoenix	T 2-2*	2-3-2-0	6
10/26	@ Los Angeles	L 2-5	2-4-2-0	6
10/29	@ Anaheim	L 2-5	2-5-2-0	6
10/31	@ San Jose	L 1-2	2-6-2-0	6
11/3	Ottawa	W 3-1	3-6-2-0	8
11/5	Toronto	W 5-3	4-6-2-0	10
11/7	@ Carolina	L 2-3	4-7-2-0	10
11/9	Tampa Bay	W 2-1	5-7-2-0	12
11/11	NY Rangers	OTL 4-5*	5-7-2-1	13
11/13	New Jersey	W 4-2	6-7-2-1	15
11/17	Dallas	T 2-2*	6-7-3-1	16
11/19	Carolina	T 3-3*	6-7-4-1	17
11/20	@ Boston	W 3-0	7-7-4-1	19
11/24	@ Buffalo	L 2-5	7-8-4-1	19
11/26	Nashville	W 1-0	8-8-4-1	21
11/27	@ NY Islanders	W 4-3	9-8-4-1	23
11/29	@ Toronto	L 1-3	9-9-4-1	23
12/2	Boston	T 2-2	9-9-5-1	24
12/4	@ Florida	L 1-2	9-10-5-1	24
12/7	NY Islanders	W 4-2	10-10-5-1	26
12/9	@ Pittsburgh	L 0-3	10-11-5-1	26
12/13	Montreal	L 0-1	10-12-5-1	26
12/15	@ Atlanta	W 4-0	11-12-5-1	28
12/17	@ NY Rangers	W 3-2*	12-12-5-1	30
12/18	@ New Jersey	L 4-5	12-13-5-1	30
12/21	@ Edmonton	L 2-6	12-14-5-1	30
12/22	@ Vancouver	L 3-6	12-15-5-1	30
12/27	Chicago	T 2-2*	12-15-6-1	31
12/29	Pittsburgh	W 3-2*	13-15-6-1	33
1/1	St. Louis	T 1-1*	13-15-7-1	34
1/4	Montreal	W 6-1	14-15-7-1	36
1/6	@ Atlanta	L 1-3	14-16-7-1	36
1/8	Atlanta	W 3-0	15-16-7-1	38
1/12	@ Atlanta	W 5-2	16-16-7-1	40
1/14	@ New Jersey	W 3-2*	17-16-7-1	42
1/16	Ottawa	W 2-1	18-16-7-1	44
1/17	@ Tampa Bay	W 6-3	19-16-7-1	46
1/19	@ Florida	W 3-1	20-16-7-1	48
1/22	@ Toronto	T 5-5*	20-16-8-1	49
1/24	Tampa Bay	W 8-2	21-16-8-1	51
1/26	Calgary	W 2-1	22-16-8-1	53
1/28	Phoenix	W 3-2*	23-16-8-1	55
1/30	Philadelphia	W 2-0	24-16-8-1	57
2/1	@ Pittsburgh	L 2-3	24-17-8-1	57
2/3	Carolina	W 2-1	25-17-8-1	59
2/8	@ Boston	T 2-2*	25-17-9-1	60
2/10	@ Montreal	W 1-0	26-17-9-1	62
2/12	@ Nashville	W 4-2	27-17-9-1	64
2/13	@ Dallas	L 1-2	27-18-9-1	64
2/15	Colorado	W 2-1	28-18-9-1	66
2/18	@ Chicago	W 5-4	29-18-9-1	68
2/19	@ Philadelphia	L 2-4	29-19-9-1	68
2/21	@ Carolina	T 1-1*	29-19-10-1	69
2/23	Florida	W 3-2*	30-19-10-1	71
2/25	Boston	L 0-3	30-20-10-1	71
2/26	@ Montreal	W 3-0	31-20-10-1	73
2/28	@ NY Islanders	W 3-2	32-20-10-1	75
3/1	@ Tampa Bay	W 4-2	33-20-10-1	77
3/3	Detroit	T 2-2*	33-20-11-1	78
3/5	Buffalo	W 2-1	34-20-11-1	80
3/7	Florida	W 4-2	35-20-11-1	82
3/9	@ Philadelphia	L 1-3	35-21-11-1	82
3/11	New Jersey	W 4-2	36-21-11-1	84
3/15	NY Islanders	W 4-3	37-21-11-1	86
3/17	Carolina	W 4-2	38-21-11-1	88
3/19	Tampa Bay	W 5-2	39-21-11-1	90
3/20	@ St. Louis	L 1-2	39-22-11-1	90
3/23	@ NY Rangers	W 4-1	40-22-11-1	92
3/25	@ Ottawa	W 4-3	41-22-11-1	94
3/28	Atlanta	W 5-2	42-22-11-1	96
3/30	Pittsburgh	OTL 3-4*	42-22-11-2	97
4/1	Toronto	L 3-4	42-23-11-2	97
4/3	NY Rangers	W 4-1	43-23-11-2	99
4/4	@ Ottawa	L 0-4	43-24-11-2	99
4/7	@ Detroit	W 4-2	44-24-11-2	101
4/9	Buffalo	T 1-1*	44-24-12-2	102

* Denotes overtime game



1998-99

	W	L	T	PTS
Home	16	23	2	34
Away	15	22	4	34
1st Half	16	22	3	35
2nd Half	15	23	3	33
October	3	3	3	9
November	4	8	0	8
December	4	8	0	8
January	5	7	1	11
February	9	4	1	19
March	4	8	1	9
April	2	7	0	4

Head Coach
Ron Wilson



SERGEI GONCHAR

Player	GP	G	A	PTS	PIM	+/-	PP	SH	GW
Peter Bondra	66	31	24	55	56	-1	6	3	5
Adam Oates	59	12	42	54	22	-1	3	0	0
Joe Juneau	63	14	27	41	20	-3	2	1	3
Brian Bellows	76	17	19	36	26	-12	8	0	3
Andrei Nikolishin	73	8	27	35	28	E	0	1	1
Sergei Gonchar	53	21	10	31	57	1	13	1	3
James Black	75	16	14	30	14	5	1	1	3
Calle Johansson	67	8	21	29	22	10	2	0	2
Steve Konowalchuk	45	12	12	24	26	E	4	1	2
Jan Bulis	38	7	16	23	6	3	3	0	3
Ken Klee	78	7	13	20	80	-9	0	0	1
Richard Zednik	49	9	8	17	50	-6	1	0	2
Dmitri Mironov	46	2	14	16	80	-5	2	0	0
Jaroslav Svejkovsky	25	6	8	14	12	-2	4	0	2
Michal Pivonka	36	5	6	11	12	-6	2	0	0
Chris Simon	23	3	7	10	48	-4	0	0	0
Joe Reekie	73	0	10	10	68	11	0	0	0
Craig Berube	66	5	4	9	166	-7	0	0	0
*Benoit Gratton	16	4	3	7	16	-1	0	0	0
Brendan Witt	54	2	5	7	87	-6	0	0	0
Kelly Miller	62	2	5	7	29	-5	0	0	1
Mike Eagles	52	4	2	6	50	-5	0	0	0
Jeff Toms	21	1	5	6	2	E	0	0	0
Mark Tinordi	48	0	6	6	108	-6	0	0	0
Dale Hunter	50	0	5	5	102	-7	0	0	0
Enrico Ciccone	59	3	1	4	127	-7	0	0	0
Washington	43	2	0	2	103	-6	0	0	0
*Matt Herr	30	2	2	4	8	-7	1	0	0
Trevor Halverson	17	0	4	4	28	-5	0	0	0
Tom Chorske	19	0	3	3	6	-3	0	0	0
Washington	17	0	2	2	4	-4	0	0	0
Olie Kolzig	64	0	2	2	19	E	0	0	0
*Patrick Boileau	4	0	1	1	2	-4	0	0	0
Mike Rosati	1	0	0	0	0	E	0	0	0
Patrik Augusta	2	0	0	0	0	E	0	0	0
*Martin Brochu	2	0	0	0	2	E	0	0	0
Patrice Lefebvre	3	0	0	0	2	-2	0	0	0
Brad Shaw	4	0	0	0	4	E	0	0	0
*Nolan Baumgartner	5	0	0	0	0	-3	0	0	0
*Alexei Tezikov	5	0	0	0	0	-1	0	0	0
Stewart Malgunas	10	0	0	0	6	-5	0	0	0
Steve Poapst	22	0	0	0	8	-8	0	0	0
Rick Tabaracci	23	0	0	0	2	E	0	0	0

Goaltender	GP	MIN	GA	SO	EN	GAA	W-L-T
Olie Kolzig	64	3,586	154	4	5	2.58	26-31-3
Rick Tabaracci	23	1,193	50	2	3	2.51	4-12-3
Martin Brochu	2	120	6	0	0	3.00	0-2-0
Mike Rosati	1	28	0	0	0	0.00	1-0-0

* Indicates rookie

31-45-6, 68 points

Date	Opponent	Result	Record	Pts
10/10	Anaheim	W 1-0	1-0-0	2
10/13	Detroit	L 2-3	1-1-0	2
10/16	Montreal	T 2-2*	1-1-1	3
10/18	@ Tampa Bay	W 4-1	2-1-1	5
10/21	Vancouver	L 1-2	2-2-1	5
10/23	@ Buffalo	W 1-0	3-2-1	7
10/24	Florida	T 2-2*	3-2-2	8
10/28	@ Edmonton	L 2-8	3-3-2	8
10/30	@ Calgary	T 0-0*	3-3-3	9
11/1	@ Vancouver	L 1-4	3-4-3	9
11/4	Tampa Bay	L 2-5	3-5-3	9
11/6	Carolina	L 2-3	3-6-3	9
11/7	@ Ottawa	W 8-5	4-6-3	11
11/12	Buffalo	L 0-2	4-7-3	11
11/14	@ NY Islanders	W 5-3	5-7-3	13
11/18	Toronto	W 4-1	6-7-3	15
11/20	Ottawa	L 1-4	6-8-3	15
11/21	@ Boston	L 4-5*	6-9-3	15
11/25	Pittsburgh	W 5-4	7-9-3	17
11/27	@ Dallas	L 0-4	7-10-3	17
11/28	@ St. Louis	L 2-4	7-11-3	17
12/1	New Jersey	L 0-4	7-12-3	17
12/4	NY Islanders	W 5-1	8-12-3	19
12/5	@ Philadelphia	L 1-2	8-13-3	19
12/9	@ Los Angeles	L 1-2	8-14-3	19
12/11	@ Anaheim	L 0-1	8-15-3	19
12/12	@ San Jose	L 1-2	8-16-3	19
12/17	@ Chicago	W 3-1	9-16-3	21
12/19	@ Pittsburgh	L 0-3	9-17-3	21
12/23	@ Florida	W 4-0	10-17-3	23
12/26	@ Nashville	L 1-3	10-18-3	23
12/28	Boston	W 5-1	11-18-3	25
12/30	New Jersey	L 2-3	11-19-3	25
1/1	Ottawa	L 3-4	11-20-3	25
1/2	@ Toronto	W 5-2	12-20-3	27
1/7	NY Rangers	W 5-1	13-20-3	29
1/9	@ New Jersey	W 3-2	14-20-3	31
1/11	NY Islanders	W 4-3	15-20-3	33
1/13	Philadelphia	L 0-3	15-21-3	33
1/15	Montreal	L 0-3	15-22-3	33
1/16	@ Carolina	W 3-2*	16-22-3	35
1/18	@ Montreal	T 4-4*	16-22-4	36
1/21	@ Philadelphia	L 1-4	16-23-4	36
1/26	NY Rangers	L 1-4	16-24-4	36
1/29	Los Angeles	L 3-6	16-25-4	36
1/30	@ Toronto	L 3-5	16-26-4	36
2/1	@ NY Rangers	W 3-1	17-26-4	38
2/3	Tampa Bay	W 10-1	18-26-4	40
2/5	Carolina	W 4-1	19-26-4	42
2/7	Buffalo	W 3-1	20-26-4	44
2/9	@ NY Islanders	W 2-1	21-26-4	46
2/12	@ New Jersey	W 3-2	22-26-4	48
2/13	@ Ottawa	L 1-2	22-27-4	48
2/15	@ Pittsburgh	L 3-7	22-28-4	48
2/18	@ Carolina	T 2-2*	22-28-5	49
2/20	San Jose	W 3-1	23-28-5	51
2/22	Toronto	W 4-3	24-28-5	53
2/24	Phoenix	L 1-2	24-29-5	53
2/27	@ Boston	L 3-4	24-30-5	53
2/28	Pittsburgh	W 4-3	25-30-5	55
3/2	@ Tampa Bay	W 8-2	26-30-5	57
3/4	NY Rangers	L 2-4	26-31-5	57
3/6	Edmonton	W 4-3	27-31-5	59
3/9	Colorado	L 2-3*	27-32-5	59
3/11	Florida	L 1-2	27-33-5	59
3/13	Calgary	L 4-5*	27-34-5	59
3/15	@ NY Rangers	T 1-1*	27-34-6	60
3/17	Dallas	W 2-1*	28-34-6	62
3/20	@ Montreal	W 1-0	29-34-6	64
3/21	Boston	L 1-4	29-35-6	64
3/25	@ Phoenix	L 2-4	29-36-6	64
3/26	@ Colorado	L 1-3	29-37-6	64
3/30	Nashville	L 2-3	29-38-6	64
4/1	Florida	W 5-3	30-38-6	66
4/3	@ Tampa Bay	L 3-4	30-39-6	66
4/5	@ Florida	W 3-0	31-39-6	68
4/7	St. Louis	L 2-4	31-40-6	68
4/8	@ New Jersey	L 0-1	31-41-6	68
4/10	Philadelphia	L 1-2	31-42-6	68
4/12	Chicago	L 2-4	31-43-6	68
4/14	@ Carolina	L 0-3	31-44-6	68
4/18	@ Buffalo	L 0-3	31-45-6	68

* Denotes overtime game

1997-98

	W	L	T	PTS
Home	23	12	6	52
US Airways	5	3	2	12
MCI Center	18	9	4	40
Away	17	18	6	40
1st Half	18	15	8	44
2nd Half	22	15	4	48
October	7	4	2	16
November	6	6	2	14
December	4	5	4	12
January	9	2	2	20
February	0	4	1	1
March	8	7	0	16
April	6	2	1	13

Head Coach

Ron Wilson



CALLE JOHANSSON

Player	GP	G	A	PTS	PIM	+/-	PP	SH	GW
Peter Bondra	76	52	26	78	44	14	11	5	13
Adam Oates	82	18	58	76	36	6	3	2	3
Calle Johansson	73	15	20	35	30	-11	10	1	1
Steve Konowalchuk	80	10	24	34	80	9	2	0	2
Joe Juneau	56	9	22	31	26	8	4	1	1
Phil Housley	64	6	25	31	24	10	4	1	0
Jeff Brown	60	4	24	28	32	5	4	0	0
Washington	9	0	6	6	6	4	0	0	0
*Richard Zednik	65	17	9	26	28	-2	2	0	2
Dale Hunter	82	8	18	26	103	1	0	0	1
Andrew Brunette	28	11	12	23	12	2	4	0	2
Sergei Gonchar	72	5	16	21	66	2	2	0	0
Esa Tikkanen	48	3	18	21	18	-11	1	0	2
Washington	20	2	10	12	2	-4	1	0	0
Mark Tinordi	47	8	9	17	39	9	0	1	0
Chris Simon	28	7	10	17	38	1	4	0	1
Andrei Nikolishin	38	6	10	16	14	1	1	0	1
*Jan Bulis	48	5	11	16	18	-5	0	0	0
Craig Berube	74	6	9	15	189	-3	0	0	0
Kelly Miller	76	7	7	14	41	-2	0	3	3
Todd Krygier	45	2	12	14	30	-3	0	0	1
Jeff Toms	46	4	6	10	15	-17	0	0	1
Washington	33	3	4	7	8	-11	0	0	1
Joe Reekie	68	2	8	10	70	15	0	0	1
Brian Bellows	11	6	3	9	6	-3	5	0	2
Michal Pivonka	33	3	6	9	20	5	0	0	1
Brendan Witt	64	1	7	8	112	-11	0	0	0
Ken Klee	51	4	2	6	46	-3	0	0	1
*Jaroslav Svejksky	17	4	1	5	10	-5	2	0	1
Mike Eagles	36	1	3	4	16	2	0	0	0
*Jan Benda	9	0	3	3	6	1	0	0	0
*Nolan Baumgartner	4	0	1	1	0	E	0	0	0
*Benoit Gratton	6	0	1	1	6	1	0	0	0
Bill Ranford	22	0	1	1	0	E	0	0	0
Olie Kolzig	64	0	1	1	12	E	0	0	0
Pat Peake	1	0	0	0	4	E	0	0	0
*Brad Church	2	0	0	0	0	E	0	0	0
*Dwayne Hay	2	0	0	0	2	E	0	0	0
*Ryan Mulhern	3	0	0	0	0	E	0	0	0
David Harlock	6	0	0	0	4	2	0	0	0
Stewart Malgunas	8	0	0	0	12	1	0	0	0

Goaltender	GP	MIN	GA	SO	EN	GAA	W-L-T
Olie Kolzig	64	3,788	139	5	5	2.20	33-18-10
Bill Ranford	22	1,183	55	0	3	2.79	7-12-2

* Indicates rookie

40-30-12, 92 points

Date	Opponent	Result	Record	Pts
10/1	@ Toronto	W 4-1	1-0-0	2
10/3	Buffalo	W 6-2	2-0-0	4
10/4	New Jersey	W 4-1	3-0-0	6
10/8	@ NY Islanders	W 6-3	4-0-0	8
10/9	@ Buffalo	L 2-5	4-1-0	8
10/11	NY Islanders	W 3-1	5-1-0	10
10/15	@ Chicago	W 2-0	6-1-0	12
10/18	@ Montreal	W 3-2	7-1-0	14
10/22	@ Colorado	L 3-4	7-2-0	14
10/23	@ Phoenix	T 3-3*	7-2-1	15
10/25	@ St. Louis	L 2-5	7-3-1	15
10/29	Dallas	L 3-4	7-4-1	15
10/31	Philadelphia	T 2-2*	7-4-2	16
11/1	@ New Jersey	L 1-3	7-5-2	16
11/4	Vancouver	W 2-1	8-5-2	18
11/6	@ Boston	L 0-2	8-6-2	18
11/8	Edmonton	W 2-1	9-6-2	20
11/9	@ Florida	L 2-3	9-7-2	20
11/12	@ Pittsburgh	W 4-1	10-7-2	22
11/13	@ Buffalo	W 3-2	11-7-2	24
11/15	@ Montreal	W 3-2	12-7-2	26
11/18	Colorado	T 6-6*	12-7-3	27
11/22	San Jose	L 2-5	12-8-3	27
11/23	@ Florida	W 5-2	13-8-3	29
11/26	Montreal	L 5-6	13-9-3	29
11/27	@ Ottawa	L 1-3	13-10-3	29
11/29	@ Boston	T 1-1*	13-10-4	30
12/2	@ NY Rangers	W 3-2*	14-10-4	32
12/5	Florida	W 3-2*	15-10-4	34
12/7	@ Florida	L 4-5	15-11-4	34
12/10	@ San Jose	T 3-3*	15-11-5	35
12/12	@ Anaheim	L 4-6	15-12-5	35
12/13	@ Los Angeles	T 2-2*	15-12-6	36
12/16	NY Islanders	T 2-2*	15-12-7	37
12/18	Florida	L 0-4	15-13-7	37
12/20	@ Carolina	W 2-1	16-13-7	39
12/23	New Jersey	T 1-1*	16-13-8	40
12/26	Pittsburgh	L 1-4	16-14-8	40
12/27	Ottawa	L 0-3	16-15-8	40
12/29	St. Louis	W 4-2	17-15-8	42
1/1	Anaheim	W 3-2	18-15-8	44
1/3	NY Rangers	L 2-3	18-16-8	44
1/6	Toronto	W 5-3	19-16-8	46
1/8	@ NY Rangers	W 5-3	20-16-8	48
1/9	Philadelphia	W 4-1	21-16-8	50
1/11	@ Detroit	L 0-2	21-17-8	50
1/13	Ottawa	W 4-0	22-17-8	52
1/15	Chicago	W 3-2	23-17-8	54
1/21	@ Tampa Bay	W 3-2*	24-17-8	56
1/25	Boston	W 4-1	25-17-8	58
1/26	@ NY Rangers	T 2-2*	25-17-9	59
1/28	Pittsburgh	T 2-2*	25-17-10	60
1/31	@ Philadelphia	W 3-2*	26-17-10	62
2/1	Detroit	L 2-4	26-18-10	62
2/4	@ Pittsburgh	T 2-2*	26-18-11	63
2/7	Tampa Bay	L 3-4	26-19-11	63
2/25	Tampa Bay	L 3-4	26-20-11	63
2/28	@ Tampa Bay	L 2-5	26-21-11	63
3/1	Buffalo	L 0-3	26-22-11	63
3/3	Boston	L 0-3	26-23-11	63
3/5	@ Philadelphia	L 2-3	26-24-11	63
3/7	Florida	W 6-3	27-24-11	65
3/9	Calgary	W 5-2	28-24-11	67
3/12	@ NY Islanders	W 2-1	29-24-11	69
3/14	@ Ottawa	L 0-4	29-25-11	69
3/16	Phoenix	W 2-1	30-25-11	71
3/18	Carolina	W 1-0	31-25-11	73
3/20	New Jersey	W 2-0	32-25-11	75
3/21	@ New Jersey	L 2-3	32-26-11	75
3/25	@ Edmonton	L 2-4	32-27-11	75
3/26	@ Calgary	L 2-3	32-28-11	75
3/28	@ Vancouver	W 3-2	33-28-11	77
3/31	NY Islanders	W 5-2	34-28-11	79
4/2	Tampa Bay	W 4-1	35-28-11	81
4/4	Los Angeles	W 3-2	36-28-11	83
4/6	Montreal	T 2-2*	36-28-12	84
4/8	@ Dallas	L 1-2*	36-29-12	84
4/11	@ Philadelphia	L 3-4	36-30-12	84
4/13	@ NY Islanders	W 2-0	37-30-12	86
4/14	NY Rangers	W 3-1	38-30-12	88
4/18	@ Carolina	W 4-3	39-30-12	90
4/19	Carolina	W 2-1	40-30-12	92

* Denotes overtime game

1996-97

	W	L	T	PTS
Home	19	17	5	43
Away	14	23	4	32
1st Half	17	20	4	38
2nd Half	16	20	5	37
October	4	6	0	8
November	9	5	1	19
December	2	9	2	6
January	5	5	2	12
February	4	6	2	10
March	6	7	1	13
April	3	2	1	7

Head Coach
Jim Schoenfeld



PETER BONDRA

Player	GP	G	A	PTS	PIM	+/-	PP	SH	GW
Adam Oates	80	22	60	82	14	-5	3	2	5
Washington	17	4	8	12	4	-2	1	0	1
Peter Bondra	77	46	31	77	72	7	10	4	3
Dale Hunter	82	14	32	46	125	-2	3	0	5
Steve Konowalchuk	78	17	25	42	67	-3	2	1	3
Joe Juneau	58	15	27	42	8	-11	9	1	3
Rick Tocchet	53	21	19	40	98	-3	4	0	2
Washington	13	5	5	10	31	E	1	0	1
Phil Housley	77	11	29	40	24	-10	3	1	2
Sergei Gonchar	57	13	17	30	36	-11	3	0	3
Andrei Nikolishin	71	9	19	28	32	3	1	0	0
Washington	59	7	14	21	30	5	1	0	0
Kelly Miller	77	10	14	24	33	4	0	1	3
Sylvain Cote	57	6	18	24	28	11	2	0	0
Michal Pivonka	54	7	16	23	22	-15	2	0	1
Chris Simon	42	9	13	22	165	-1	3	0	1
Jason Allison	53	5	17	22	25	-3	1	0	1
Calle Johansson	65	6	11	17	16	-2	2	0	0
Todd Krygier	47	5	11	16	37	-10	1	0	1
*Andrew Brunette	53	4	7	11	12	-3	2	0	0
Ken Klee	80	3	8	11	115	-5	0	0	2
*Jaroslav Svejksky	19	7	3	10	4	-1	2	0	1
Joe Reekie	65	1	8	9	107	8	0	0	0
Mark Tinordi	56	2	6	8	118	3	0	0	0
Mike Eagles	70	1	7	8	42	-4	0	0	0
Craig Berube	80	4	3	7	218	-11	0	0	1
Anson Carter	19	3	2	5	7	E	1	0	1
Brendan Witt	44	3	2	5	88	-20	0	0	0
Keith Jones	11	2	3	5	13	-2	1	0	0
*Richard Zednik	11	2	1	3	4	-5	1	0	0
Kevin Kaminski	38	1	2	3	130	E	0	0	0
Eric Charron	25	1	1	2	20	1	0	0	0
Bill Ranford	55	0	1	1	7	E	0	0	0
*Patrick Boileau	1	0	0	0	0	E	0	0	0
Curtis Leschyshyn	2	0	0	0	2	E	0	0	0
Pat Peake	4	0	0	0	4	1	0	0	0
Stewart Malgunas	6	0	0	0	2	2	0	0	0
Stefan Ustorf	6	0	0	0	2	-3	0	0	0
Olie Kolzig	29	0	0	0	4	E	0	0	0
Jim Carey	40	0	0	0	6	E	0	0	0

Goaltender	GP	MIN	GA	SO	EN	GAA	W-L-T
Jim Carey	40	2,293	105	1	2	2.75	17-18-3
Olie Kolzig	29	1,645	71	2	6	2.59	8-15-4
Bill Ranford	18	1,009	46	0	1	2.74	8-7-2

* Indicates rookie

33-40-9, 75 points

Date	Opponent	Result	Record	Pts
10/5	Chicago	L 2-5	0-1-0	0
10/8	@ Dallas	L 3-5	0-2-0	0
10/11	Tampa Bay	W 6-2	1-2-0	2
10/12	Los Angeles	L 3-4	1-3-0	2
10/18	Buffalo	L 1-4	1-4-0	2
10/19	@ Pittsburgh	L 1-2	1-5-0	2
10/23	@ NY Rangers	W 3-2	2-5-0	4
10/26	@ St. Louis	W 6-4	3-5-0	6
10/28	@ Colorado	L 0-1	3-6-0	6
10/30	Philadelphia	W 4-2	4-6-0	8
11/1	Pittsburgh	W 4-2	5-6-0	10
11/2	@ NY Islanders	L 1-6	5-7-0	10
11/6	@ Tampa Bay	W 2-1	6-7-0	12
11/7	@ Florida	L 2-4	6-8-0	12
11/9	NY Rangers	W 3-2	7-8-0	14
11/12	@ New Jersey	L 2-3*	7-9-0	14
11/14	@ Philadelphia	W 5-2	8-9-0	16
11/15	Montreal	W 3-1	9-9-0	18
11/18	@ Florida	W 4-2	10-9-0	20
11/19	Boston	T 2-2*	10-9-1	21
11/22	@ New Jersey	W 5-1	11-9-1	23
11/23	New Jersey	W 4-3	12-9-1	25
11/27	Ottawa	L 1-2	12-10-1	25
11/29	NY Islanders	L 0-2	12-11-1	25
11/30	@ Montreal	W 2-0	13-11-1	27
12/4	Detroit	L 0-2	13-12-1	27
12/6	Pittsburgh	L 3-5	13-13-1	27
12/7	@ NY Islanders	L 0-2	13-14-1	27
12/11	@ San Jose	L 2-3	13-15-1	27
12/13	@ Anaheim	L 4-5	13-16-1	27
12/14	@ Los Angeles	T 4-4*	13-16-2	28
12/17	@ Phoenix	L 3-4	13-17-2	28
12/20	San Jose	W 3-2	14-17-2	30
12/21	@ Boston	L 3-4	14-18-2	30
12/23	@ Tampa Bay	W 3-1	15-18-2	32
12/26	@ Detroit	L 4-5*	15-19-2	32
12/28	Florida	T 1-1*	15-19-3	33
12/30	@ Pittsburgh	L 3-5	15-20-3	33
1/1	Hartford	W 3-2*	16-20-3	35
1/3	Phoenix	W 3-0	17-20-3	37
1/4	@ Hartford	T 1-1*	17-20-4	38
1/9	NY Rangers	W 2-0	18-20-4	40
1/11	@ Philadelphia	T 3-3*	18-20-5	41
1/13	Toronto	W 6-3	19-20-5	43
1/15	@ Ottawa	L 1-5	19-21-5	43
1/20	@ Boston	W 3-2	20-21-5	45
1/22	NY Rangers	L 3-5	20-22-5	45
1/24	Dallas	L 2-5	20-23-5	45
1/26	Edmonton	L 1-3	20-24-5	45
1/29	Philadelphia	L 1-2	20-25-5	45
2/1	@ Florida	W 3-1	21-25-5	47
2/2	@ Buffalo	T 2-2*	21-25-6	48
2/7	@ Calgary	L 2-5	21-26-6	48
2/9	@ Edmonton	L 1-4	21-27-6	48
2/11	@ Vancouver	W 5-2	22-27-6	50
2/14	Tampa Bay	W 5-4*	23-27-6	52
2/15	@ Tampa Bay	L 1-4	23-28-6	52
2/18	Ottawa	L 1-6	23-29-6	52
2/22	@ Hartford	L 0-2	23-30-6	52
2/24	Boston	T 3-3*	23-30-7	53
2/26	@ Toronto	W 3-1	24-30-7	55
2/28	Anaheim	L 1-4	24-31-7	55
3/2	NY Islanders	L 0-2	24-32-7	55
3/4	Calgary	W 2-1	25-32-7	57
3/6	Colorado	W 6-3	26-32-7	59
3/9	@ Philadelphia	L 0-5	26-33-7	59
3/11	Vancouver	W 4-1	27-33-7	61
3/12	@ NY Rangers	L 2-3	27-34-7	61
3/15	@ New Jersey	L 2-3	27-35-7	61
3/16	Hartford	W 5-3	28-35-7	63
3/19	New Jersey	T 2-2*	28-35-8	64
3/21	Buffalo	L 1-4	28-36-8	64
3/22	@ Montreal	W 3-1	29-36-8	66
3/25	St. Louis	W 3-2	30-36-8	68
3/26	@ Chicago	L 3-5	30-37-8	68
3/29	Philadelphia	L 3-5	30-38-8	68
4/1	New Jersey	L 0-1	30-39-8	68
4/3	@ Ottawa	L 0-4	30-40-8	68
4/6	Florida	T 3-3*	30-40-9	69
4/10	Montreal	W 3-2	31-40-9	71
4/12	NY Islanders	W 6-2	32-40-9	73
4/13	@ Buffalo	W 8-3	33-40-9	75

* Denotes overtime game

1995-96

	W	L	T	PTS
Home	21	15	5	47
Away	18	17	6	42
1st Half	20	17	4	44
2nd Half	19	15	7	45
October	7	3	0	14
November	4	8	2	10
December	7	4	1	15
January	5	6	2	12
February	6	4	3	15
March	7	4	3	17
April	3	3	0	6

Head Coach
Jim Schoenfeld



JIM CAREY

Player	GP	G	A	PTS	PIM	+/-	PP	SH	GW
Michal Pivonka	73	16	65	81	36	18	6	2	5
Peter Bondra	67	52	28	80	40	18	11	4	7
Joe Juneau	80	14	50	64	30	-3	7	2	2
Todd Krygier	76	15	33	48	82	-1	3	1	0
Washington	16	6	5	11	12	8	1	0	0
Steve Konowalchuk	70	23	22	45	92	13	7	1	3
Keith Jones	68	18	23	41	103	8	5	0	2
Sergei Gonchar	78	15	26	41	60	25	4	0	4
Sylvain Cote	81	5	33	38	40	5	3	0	2
Dale Hunter	82	13	24	37	112	5	4	0	3
Pat Peake	62	17	19	36	46	7	8	0	3
Calle Johansson	78	10	25	35	50	13	4	0	0
Kelly Miller	74	7	13	20	30	7	0	2	1
*Stefan Ustorf	48	7	10	17	14	8	0	0	1
Mark Tinordi	71	3	10	13	113	26	2	0	0
Craig Berube	50	2	10	12	151	1	1	0	1
*Ken Klee	66	8	3	11	60	-1	0	1	2
Mike Eagles	70	4	7	11	75	-1	0	0	0
Joe Reekie	78	3	7	10	149	7	0	0	0
Jeff Nelson	33	0	7	7	16	3	0	0	0
*Andrew Brunette	11	3	3	6	0	5	0	0	1
Jim Johnson	66	2	4	6	34	-3	0	0	0
*Brendan Witt	48	2	3	5	85	-4	0	0	1
*Martin Gendron	20	2	1	3	8	-5	0	0	0
Kevin Kaminski	54	1	2	3	164	-1	0	0	0
*Jason Allison	19	0	3	3	2	-3	0	0	0
Steve Poapst	3	1	0	1	0	-1	0	0	1
Eric Charron	18	0	1	1	22	-3	0	0	0
Washington	4	0	1	1	4	3	0	0	0
Stewart Malgunas	30	0	1	1	32	-10	0	0	0
Washington	1	0	0	0	0	E	0	0	0
Jim Carey	71	0	1	1	6	E	0	0	0
*Nolan Baumgartner	1	0	0	0	0	-1	0	0	0
*Richard Zednik	1	0	0	0	0	E	0	0	0
Denis Chasse	3	0	0	0	5	-1	0	0	0
Olie Kolzig	18	0	0	0	2	E	0	0	0
Goaltender	GP	MIN	GA	SO	EN	GAA	W-L-T		
Jim Carey	71	4,069	153	9	4	2.26	35-24-9		
Olie Kolzig	18	897	46	0	1	3.08	4-8-2		

* Indicates rookie

39-32-11, 89 points

Date	Opponent	Result	Record	Pts
10/7	St. Louis	W 4-1	1-0-0	2
10/11	@ Philadelphia	L 1-2	1-1-0	2
10/13	Colorado	W 3-1	2-1-0	4
10/14	Tampa Bay	W 2-0	3-1-0	6
10/17	@ Dallas	W 4-3	4-1-0	8
10/18	@ Colorado	L 2-4	4-2-0	8
10/20	Los Angeles	L 4-7	4-3-0	8
10/26	@ Boston	W 4-2	5-3-0	10
10/28	@ Tampa Bay	W 4-2	6-3-0	12
10/29	@ St. Louis	W 3-1	7-3-0	14
11/1	Montreal	W 5-2	8-3-0	16
11/3	Florida	L 2-3	8-4-0	16
11/4	@ NY Islanders	W 3-2	9-4-0	18
11/7	Boston	L 3-4	9-5-0	18
11/10	@ Toronto	L 1-6	9-6-0	18
11/11	Chicago	L 1-4	9-7-0	18
11/14	Philadelphia	T 2-2*	9-7-1	19
11/17	Pittsburgh	L 2-3	9-8-1	19
11/18	@ Pittsburgh	L 0-3	9-9-1	19
11/21	San Jose	W 3-2	10-9-1	21
11/24	Tampa Bay	L 1-2	10-10-1	21
11/25	@ Hartford	W 4-2	11-10-1	23
11/29	@ Anaheim	T 2-2*	11-10-2	24
11/30	@ Los Angeles	L 2-3	11-11-2	24
12/2	@ San Jose	L 3-5	11-12-2	24
12/5	Florida	L 3-4	11-13-2	24
12/8	@ Buffalo	T 2-2*	11-13-3	25
12/10	@ Winnipeg	W 6-1	12-13-3	27
12/14	NY Islanders	W 4-3*	13-13-3	29
12/16	NY Rangers	W 3-2	14-13-3	31
12/18	@ NY Rangers	L 0-3	14-14-3	31
12/22	Edmonton	W 6-3	15-14-3	33
12/23	@ NY Islanders	L 1-3	15-15-3	33
12/26	Montreal	W 4-0	16-15-3	35
12/28	@ Florida	W 5-4	17-15-3	37
12/30	Hartford	W 3-0	18-15-3	39
1/1	Pittsburgh	W 4-2	19-15-3	41
1/3	@ Hartford	L 0-2	19-16-3	41
1/5	NY Rangers	T 4-4*	19-16-4	42
1/6	@ New Jersey	L 1-3	19-17-4	42
1/11	Ottawa	W 6-1	20-17-4	44
1/13	Detroit	L 2-4	20-18-4	44
1/16	Winnipeg	T 1-1*	20-18-5	45
1/17	@ Chicago	W 3-2	21-18-5	47
1/23	Florida	L 4-5	21-19-5	47
1/25	@ New Jersey	L 1-3	21-20-5	47
1/26	Buffalo	W 1-0	22-20-5	49
1/28	Philadelphia	W 3-2*	23-20-5	51
1/31	@ Montreal	L 3-5	23-21-5	51
2/1	@ Ottawa	W 4-2	24-21-5	53
2/3	NY Islanders	W 6-5*	25-21-5	55
2/7	@ Edmonton	W 2-1	26-21-5	57
2/8	@ Calgary	T 4-4*	26-21-6	58
2/10	@ Vancouver	T 4-4*	26-21-7	59
2/13	Calgary	W 3-2	27-21-7	61
2/15	@ Detroit	L 3-4	27-22-7	61
2/16	Toronto	W 4-3	28-22-7	63
2/18	@ New Jersey	L 0-3	28-23-7	63
2/22	@ Philadelphia	L 3-5	28-24-7	63
2/24	New Jersey	L 1-2	28-25-7	63
2/27	@ NY Rangers	W 5-3	29-25-7	65
2/29	@ Florida	T 2-2*	29-25-8	66
3/2	@ Boston	W 2-0	30-25-8	68
3/3	Philadelphia	W 3-0	31-25-8	70
3/9	NY Rangers	L 1-6	31-26-8	70
3/10	@ Tampa Bay	L 0-1	31-27-8	70
3/12	Vancouver	W 9-0	32-27-8	72
3/15	Boston	L 2-5	32-28-8	72
3/17	Dallas	W 2-1	33-28-8	74
3/19	Anaheim	L 1-2	33-29-8	74
3/21	@ Tampa Bay	T 3-3*	33-29-9	75
3/23	Hartford	T 2-2*	33-29-10	76
3/26	@ NY Islanders	W 7-1	34-29-10	78
3/27	@ Montreal	W 1-0*	35-29-10	80
3/29	Ottawa	W 5-0	36-29-10	82
3/31	Tampa Bay	T 1-1*	36-29-11	83
4/3	@ Buffalo	W 5-1	37-29-11	85
4/4	@ Pittsburgh	L 2-4	37-30-11	85
4/6	@ Ottawa	W 4-3	38-30-11	87
4/10	@ NY Rangers	W 4-1	39-30-11	89
4/11	New Jersey	L 2-3	39-31-11	89
4/13	Buffalo	L 2-3	39-32-11	89

* Postponed from January 8 due to snow

* Denotes overtime game

1994-95

	W	L	T	PTS
Home	15	6	3	33
Away	7	12	5	19
1st Half	8	10	6	22
2nd Half	14	8	2	30
January	1	3	1	3
February	2	7	4	8
March	11	2	2	24
April	7	6	1	15
May	1	0	0	2

Head Coach
Jim Schoenfeld



SYLVAIN COTE

Player	GP	G	A	PTS	PIM	+/-	PP	SH	GW
Peter Bondra	47	34	9	43	24	9	12	6	3
Joe Juneau	44	5	38	43	8	-1	3	0	0
Michal Pivonka	46	10	23	33	50	3	4	2	2
Calle Johansson	46	5	26	31	35	-6	4	0	2
Dimitri Khristich	48	12	14	26	41	E	8	0	2
Steve Konowalchuk	46	11	14	25	44	7	3	3	3
Kelly Miller	48	10	13	23	6	5	2	0	1
Dale Hunter	45	8	15	23	101	-4	3	0	1
Keith Jones	40	14	6	20	65	-2	1	0	4
Sylvain Cote	47	5	14	19	53	2	1	0	2
Jim Johnson	47	0	13	13	43	6	0	0	0
Mark Tinordi	42	3	9	12	71	-5	2	0	1
Dave Poulin	29	4	5	9	10	2	0	2	0
Mike Eagles	40	3	4	7	48	-11	0	0	0
Washington	13	1	3	4	8	2	0	0	0
*Sergei Gonchar	31	2	5	7	22	4	0	0	0
Joe Reekie	48	1	6	7	97	10	0	0	0
Craig Berube	43	2	4	6	173	-5	0	0	0
Rob Pearson	32	0	6	6	96	-6	0	0	0
Igor Ulanov	22	1	4	5	29	1	0	0	0
*Ken Klee	23	3	1	4	41	2	0	0	0
Pat Peake	18	0	4	4	12	-6	0	0	0
*Martin Gendron	8	2	1	3	2	3	0	0	0
*Jason Allison	12	2	1	3	6	-3	2	0	0
John Slaney	16	0	3	3	6	-3	0	0	0
*Kevin Kaminski	27	1	1	2	102	-6	0	0	1
*Jeff Nelson	10	1	0	1	2	-2	0	0	0
*Byron Dafeo	4	0	0	0	0	E	0	0	0
*Olie Kolzig	14	0	0	0	4	E	0	0	0
*Jim Carey	28	0	0	0	0	E	0	0	0
Randy Burrridge	2	0	0	0	2	E	0	0	0
Rick Tabaracci	8	0	1	1	2	E	0	0	0

Goaltender	GP	MIN	GA	SO	EN	GAA	W-L-T
*Jim Carey	28	1,604	57	4	2	2.13	18-6-3
Rick Tabaracci	8	394	16	0	0	2.44	1-3-2
*Olie Kolzig	14	724	30	0	4	2.49	2-8-2
*Byron Dafeo	4	187	11	0	0	3.53	1-1-1

* Indicates rookie

22-18-8, 52 points

Date	Opponent	Result	Record	Pts
1/21	@ Hartford	T 1-1*	0-0-1	1
1/24	@ Quebec	L 1-5	0-1-1	1
1/25	@ Montreal	L 0-2	0-2-1	1
1/27	NY Islanders	W 5-2	1-2-1	3
1/29	Pittsburgh	L 1-4	1-3-1	3
2/2	Buffalo	L 0-1	1-4-1	3
2/4	Florida	W 3-2	2-4-1	5
2/7	@ Buffalo	L 1-2	2-5-1	5
2/8	@ NY Rangers	L 4-5	2-6-1	5
2/11	@ Boston	T 1-1*	2-6-2	6
2/13	@ Philadelphia	L 3-5	2-7-2	6
2/15	@ New Jersey	L 2-4	2-8-2	6
2/18	Quebec	W 4-2	3-8-2	8
2/20	New Jersey	L 0-2	3-9-2	8
2/23	@ Ottawa	T 5-5*	3-9-3	9
2/25	@ New Jersey	T 3-3*	3-9-4	10
2/26	Tampa Bay	T 1-1*	3-9-5	11
2/28	@ Philadelphia	L 2-4	3-10-5	11
3/2	@ NY Islanders	W 4-3	4-10-5	13
3/4	Montreal	W 5-1	5-10-5	15
3/5	NY Rangers	W 4-2	6-10-5	17
3/7	@ Boston	W 3-1	7-10-5	19
3/10	Ottawa	T 2-2*	7-10-6	20
3/12	Tampa Bay	W 3-1	8-10-6	22
3/13	@ Tampa Bay	W 3-0	9-10-6	24
3/16	@ Florida	L 1-5	9-11-6	24
3/18	NY Rangers	W 4-1	10-11-6	26
3/20	@ Hartford	W 5-0	11-11-6	28
3/21	Ottawa	W 1-0	12-11-6	30
3/25	Philadelphia	T 2-2*	12-11-7	31
3/26	Hartford	L 3-4*	12-12-7	31
3/29	@ Tampa Bay	W 4-2	13-12-7	33
3/31	Quebec	W 6-4	14-12-7	35
4/2	Boston	W 2-1	15-12-7	37
4/4	@ NY Islanders	W 5-4	16-12-7	39
4/8	Philadelphia	L 1-3	16-13-7	39
4/11	@ Pittsburgh	L 1-3	16-14-7	39
4/12	New Jersey	L 1-2	16-15-7	39
4/14	Florida	W 3-0	17-15-7	41
4/16	@ Quebec	L 2-4	17-16-7	41
4/17	@ Montreal	L 2-5	17-17-7	41
4/21	Hartford	W 6-3	18-17-7	43
4/22	@ Pittsburgh	W 2-1	19-17-7	45
4/24	@ NY Rangers	L 4-5	19-18-7	45
4/26	NY Islanders	W 6-5	20-18-7	47
4/28	Buffalo	W 5-1	21-18-7	49
4/30	@ Florida	T 2-2*	21-18-8	50
5/2	Pittsburgh	W 7-2	22-18-8	52

* Denotes overtime game

1993-94

	W	L	T	PTS
Home	17	15	9	43
Away	21	19	1	43
Neutral	1	1	0	2
1st Half	19	19	4	42
2nd Half	20	16	6	46
October	6	7	0	12
November	4	6	1	9
December	7	4	2	16
January	5	7	1	11
February	9	2	2	20
March	4	6	4	12
April	4	3	0	8

Head Coach

Terry Murray: 20-23-4

Jim Schoenfeld (Jan. 27): 19-12-6



KELLY MILLER

Player	GP	G	A	PTS	PIM	+/-	PP	SH	GW
Joe Juneau	74	19	66	85	41	11	6	0	2
Washington	11	5	8	13	6	E	2	0	0
Mike Ridley	81	26	44	70	24	15	10	2	4
Dimitri Khristich	83	29	29	58	73	-2	10	0	4
Sylvain Cote	84	16	35	51	66	30	3	2	2
Michal Pivonka	82	14	36	50	38	2	5	0	4
Al Iafrate	67	10	35	45	143	10	4	0	3
Peter Bondra	69	24	19	43	40	22	4	0	2
Randy Burridge	78	25	17	42	73	-1	8	1	5
Calle Johansson	84	9	33	42	59	3	4	0	1
Kevin Hatcher	72	16	24	40	108	-13	6	0	3
Kelly Miller	84	14	25	39	32	8	0	1	3
Dale Hunter	52	9	29	38	131	-4	1	0	1
Keith Jones	68	16	19	35	149	4	5	0	1
Todd Krygier	66	12	18	30	60	-4	0	1	3
*Pat Peake	49	11	18	29	39	1	3	0	1
Steve Konowalchuk	62	12	14	26	33	9	0	0	0
Dave Poulin	63	6	19	25	52	-1	0	1	0
Joe Reekie	85	1	16	17	156	15	0	0	0
Washington	12	0	5	5	29	7	0	0	0
*John Slaney	47	7	9	16	27	3	3	0	1
Craig Berube	84	7	7	14	305	-4	0	0	0
Alan May	43	4	7	11	97	-2	0	0	0
Shawn Anderson	50	0	9	9	12	-1	0	0	0
Jim Johnson	61	0	7	7	63	-7	0	0	0
Washington	8	0	0	0	12	-1	0	0	0
*Kevin Kaminski	13	0	5	5	87	2	0	0	0
Jason Woolley	10	1	2	3	4	2	0	0	0
Pat Elynuik	4	1	1	2	0	-3	1	0	0
Enrico Ciccone	46	1	1	2	174	-2	0	0	0
*Todd Nelson	2	1	0	1	2	1	1	0	1
Brian Curran	26	1	0	1	61	-2	0	0	0
*Jason Allison	2	0	1	1	0	1	0	0	0
Don Beaupre	53	0	1	1	16	E	0	0	0
Tim Bergland	3	0	0	0	4	-1	0	0	0
*Byron Dafoe	5	0	0	0	0	E	0	0	0
Keith Acton	6	0	0	0	21	-4	0	0	0
*Olie Kolzig	7	0	0	0	0	E	0	0	0
Rick Tabaracci	32	0	0	0	6	E	0	0	0

Goaltender

GP	MIN	GA	SO	EN	GAA	W-L-T
Don Beaupre	53	2,853	135	2	3	2.84 24-16-8
Rick Tabaracci	32	1,770	91	2	0	3.08 13-14-2
*Byron Dafoe	5	230	13	0	0	3.39 2-2-0
*Olie Kolzig	7	224	20	0	1	5.36 0-3-0

* Indicates rookie

39-35-10, 88 points

Date	Opponent	Result	Record	Pts
10/6	@ Winnipeg	L 4-6	0-1-0	0
10/8	New Jersey	L 3-6	0-2-0	0
10/9	@ New Jersey	L 4-6	0-3-0	0
10/11	@ NY Rangers	L 2-5	0-4-0	0
10/13	@ Toronto	L 1-7	0-5-0	0
10/15	Philadelphia	L 0-3	0-6-0	0
10/16	Buffalo	W 4-3	1-6-0	2
10/22	Los Angeles	W 6-3	2-6-0	4
10/24	@ Edmonton	W 3-2*	3-6-0	6
10/25	@ Calgary	L 2-3*	3-7-0	6
10/27	@ Vancouver	W 4-2	4-7-0	8
10/29	@ Anaheim	W 5-2	5-7-0	10
10/30	@ San Jose	W 4-2	6-7-0	12
11/5	Vancouver	W 3-2	7-7-0	14
11/9	Quebec	W 2-1	8-7-0	16
11/11	@ Tampa Bay	W 4-1	9-7-0	18
11/13	NY Rangers	L 0-2	9-8-0	18
11/16	San Jose	L 1-2	9-9-0	18
11/18	@ Pittsburgh	L 2-3	9-10-0	18
11/20	@ Florida	L 3-4	9-11-0	18
11/24	St. Louis	W 5-2	10-11-0	20
11/26	Pittsburgh	T 4-4*	10-11-1	21
11/28	@ NY Rangers	L 1-3	10-12-1	21
11/30	@ NY Islanders	L 4-6	10-13-1	21
12/3	Montreal	T 2-2*	10-13-2	22
12/4	@ Ottawa	W 6-1	11-13-2	24
12/7	Hartford	L 1-6	11-14-2	24
12/9	@ Philadelphia	W 4-2	12-14-2	26
12/11	@ Montreal	W 5-3	13-14-2	28
12/13	@ Quebec	L 3-5	13-15-2	28
12/17	Ottawa	W 11-2	14-15-2	30
12/18	@ Hartford	L 1-4	14-16-2	30
12/21	@ Philadelphia	W 4-1	15-16-2	32
12/23	NY Rangers	L 0-1	15-17-2	32
12/26	Pittsburgh	W 7-3	16-17-2	34
12/28	Florida	T 3-3*	16-17-3	35
12/30	Anaheim	W 3-0	17-17-3	37
1/1	Tampa Bay	T 5-5*	17-17-4	38
1/2	@ Boston	L 2-8	17-18-4	38
1/8	Chicago	W 4-1	18-18-4	40
1/9	@ New Jersey	W 4-0	19-18-4	42
1/11	Toronto	L 1-2	19-19-4	42
1/14	New Jersey	L 2-5	19-20-4	42
1/15	@ Quebec	W 4-0	20-20-4	44
1/17	@ Montreal	L 1-3	20-21-4	44
1/19	@ Florida	L 1-5	20-22-4	44
1/25	Boston	L 1-3	20-23-4	44
1/27	@ Buffalo	L 2-7	20-24-4	44
1/29	@ Philadelphia	W 4-2	21-24-4	46
1/30	Detroit	W 6-3	22-24-4	48
2/2 #	Philadelphia	W 5-2	23-24-4	50
2/4	Montreal	L 0-4	23-25-4	50
2/5	Tampa Bay	W 6-3	24-25-4	52
2/7	@ NY Rangers	W 4-1	25-25-4	54
2/10	@ St. Louis	W 4-3	26-25-4	56
2/12	@ Los Angeles	W 6-1	27-25-4	58
2/15	Edmonton	T 2-2*	27-25-5	59
2/18	NY Islanders	W 3-1	28-25-5	61
2/20	Buffalo	T 3-3*	28-25-6	62
2/21	@ NY Islanders	L 0-4	28-26-6	62
2/24	@ Florida	W 2-1	29-26-6	64
2/26	Florida	W 4-2	30-26-6	66
2/27	@ Hartford	W 3-1	31-26-6	68
3/1	Tampa Bay	L 3-4	31-27-6	68
3/4	Philadelphia	T 3-3*	31-27-7	69
3/6	Calgary	T 4-4*	31-27-8	70
3/7	@ Boston	L 3-6	31-28-8	70
3/9 #	NY Rangers	L 5-7	31-29-8	70
3/12	Quebec	L 3-4	31-30-8	70
3/15	@ Pittsburgh	W 5-4*	32-30-8	72
3/18	@ Dallas	L 2-6	32-31-8	72
3/20	@ Tampa Bay	W 3-0	33-31-8	74
3/22	Hartford	W 4-1	34-31-8	76
3/25	@ Detroit	T 2-2*	34-31-9	77
3/27	Boston	L 4-6	34-32-9	77
3/29	NY Islanders	T 2-2*	34-32-10	78
3/31	@ Chicago	W 6-3	35-32-10	80
4/1	New Jersey	W 2-1	36-32-10	82
4/3	Dallas	L 3-6	36-33-10	82
4/5	NY Islanders	L 3-4*	36-34-10	82
4/6	@ Ottawa	L 5-6	36-35-10	82
4/9	Ottawa	W 8-4	37-35-10	84
4/12	Winnipeg	W 4-3	38-35-10	86
4/14	@ Buffalo	W 3-2	39-35-10	88

* Denotes overtime game

Cleveland, Ohio | ## Halifax, Nova Scotia

1992-93

	W	L	T	PTS
Home	20	15	6	46
Away	21	19	1	43
Neutral	2	0	0	4
1st Half	21	17	4	46
2nd Half	22	17	3	47
October	4	8	0	8
November	7	5	2	16
December	9	3	1	19
January	5	5	3	13
February	7	3	0	14
March	7	6	1	15
April	4	4	0	8

Head Coach
Terry Murray



MIKE RIDLEY

Player	GP	G	A	PTS	PIM	+/-	PP	SH	GW
Peter Bondra	83	37	48	85	70	8	10	0	7
Mike Ridley	84	26	56	82	44	5	6	2	3
Kevin Hatcher	83	34	45	79	114	-7	13	1	6
Dale Hunter	84	20	59	79	198	3	10	0	2
Michal Pivonka	69	21	53	74	66	14	6	1	5
Dimitri Khristich	64	31	35	66	28	29	9	1	1
Al Iafrate	81	25	41	66	169	15	11	1	4
Pat Elynuik	80	22	35	57	66	3	8	0	1
Sylvain Cote	77	21	29	50	34	28	8	2	3
Kelly Miller	84	18	27	45	32	-2	3	0	3
Calle Johansson	77	7	38	45	56	3	6	0	0
Bob Carpenter	68	11	17	28	65	-16	2	0	0
*Keith Jones	71	12	14	26	124	18	0	0	3
Todd Krygier	77	11	12	23	60	-13	0	2	0
Paul Cavallini	82	6	12	18	56	6	1	0	0
Washington	71	5	8	13	46	3	0	0	0
Paul MacDermid	72	9	8	17	80	-13	1	0	3
Alan May	83	6	10	16	268	1	0	0	1
*Steve Konowalchuk	36	4	7	11	16	4	1	0	1
Shawn Anderson	60	2	6	8	18	-2	1	0	0
*Reggie Savage	16	2	3	5	12	-4	2	0	0
Jim Hrivnak	27	0	3	3	0	E	0	0	0
Kevin Miller	10	0	3	3	35	-4	0	0	0
Jeff Greenlaw	16	1	1	2	18	-3	0	0	0
*Jason Woolley	26	0	2	2	10	3	0	0	0
Don Beaupre	58	0	1	1	20	E	0	0	0
*Brad Schlegel	7	0	1	1	6	1	0	0	0
*Bob Babcock	1	0	0	0	2	E	0	0	0
*Byron Dafe	1	0	0	0	0	E	0	0	0
*Olie Kolzig	1	0	0	0	0	E	0	0	0
Randy Burridge	4	0	0	0	0	1	0	0	0
Mark Hunter	7	0	0	0	14	1	0	0	0
Rod Langway	21	0	0	0	20	-13	0	0	0
Rick Tabaracci	25	0	0	0	14	E	0	0	0
Washington	6	0	0	0	4	E	0	0	0

Goaltender	GP	MIN	GA	SO	EN	GAA	W-L-T
Don Beaupre	58	3,282	181	1	7	3.31	27-23-5
Jim Hrivnak	27	1,421	83	0	2	3.50	13-9-2
Rick Tabaracci	25	1,302	80	2	0	3.69	8-12-0
Washington	6	343	10	2	1	1.75	3-2-0
*Olie Kolzig	1	20	2	0	0	6.00	0-0-0
*Byron Dafe	1	1	0	0	0	0.00	0-0-0

* Indicates rookie

43-34-7, 93 points

Date	Opponent	Result	Record	Pts
10/6	@ Toronto	W 6-5	1-0-0	2
10/9	NY Rangers	L 2-4	1-1-0	2
10/10	Philadelphia	L 2-4	1-2-0	2
10/12	@ New Jersey	L 2-4	1-3-0	2
10/16	Ottawa	W 5-1	2-3-0	4
10/17	Buffalo	W 6-4	3-3-0	6
10/21	@ NY Rangers	L 1-2	3-4-0	6
10/23	NY Islanders	L 2-5	3-5-0	6
10/26	@ Winnipeg	L 2-6	3-6-0	6
10/28	@ Vancouver	L 3-4	3-7-0	6
10/30	@ Calgary	W 3-1	4-7-0	8
10/31	@ Edmonton	L 2-4	4-8-0	8
11/3 #	Chicago	W 4-1	5-8-0	10
11/6	Tampa Bay	T 2-2*	5-8-1	11
11/7	@ Hartford	W 6-2	6-8-1	13
11/11	@ NY Rangers	W 7-4	7-8-1	15
11/13	@ New Jersey	L 0-3	7-9-1	15
11/14	New Jersey	L 3-4*	7-10-1	15
11/18	Minnesota	L 4-5	7-11-1	15
11/20	Detroit	L 5-7	7-12-1	15
11/22	@ Quebec	W 6-4	8-12-1	17
11/23	@ Montreal	T 1-1*	8-12-2	18
11/25	Boston	W 6-2	9-12-2	20
11/27	Pittsburgh	W 6-4	10-12-2	22
11/28	@ Pittsburgh	L 3-5	10-13-2	22
11/30	@ Detroit	W 4-1	11-13-2	24
12/4	NY Rangers	W 8-4	12-13-2	26
12/5	@ NY Islanders	W 5-3	13-13-2	28
12/7	@ Ottawa	W 6-5	14-13-2	30
12/9	@ New Jersey	W 6-2	15-13-2	32
12/11	Winnipeg	W 8-6	16-13-2	34
12/12	@ Philadelphia	W 5-2	17-13-2	36
12/16	@ Hartford	L 3-6	17-14-2	36
12/18	Hartford	W 4-3	18-14-2	38
12/19	@ Boston	L 3-4	18-15-2	38
12/21	@ Ottawa	W 4-3	19-15-2	40
12/23	@ Buffalo	L 1-4	19-16-2	40
12/26	Philadelphia	T 5-5*	19-16-3	41
12/29	NY Rangers	W 4-3*	20-16-3	43
1/1	New Jersey	W 9-2	21-16-3	45
1/2	Chicago	T 2-2*	21-16-4	46
1/7	@ Philadelphia	L 2-8	21-17-4	46
1/9	Edmonton	W 4-3	22-17-4	48
1/13	@ NY Rangers	L 4-5	22-18-4	48
1/14	@ NY Islanders	W 3-0	23-18-4	50
1/17	@ Tampa Bay	W 5-3	24-18-4	52
1/21	@ Chicago	L 2-6	24-19-4	52
1/23	Ottawa	W 6-4	25-19-4	54
1/26	@ Pittsburgh	L 3-6	25-20-4	54
1/27	@ Buffalo	L 3-4	25-21-4	54
1/29	Quebec	T 3-3*	25-21-5	55
1/31	Pittsburgh	T 2-2*	25-21-6	56
2/2	Calgary	L 4-6	25-22-6	56
2/9	@ Minnesota	W 3-2	26-22-6	58
2/11	@ St. Louis	W 10-6	27-22-6	60
2/13	@ Los Angeles	W 10-3	28-22-6	62
2/16	@ San Jose	W 4-3	29-22-6	64
2/20	Los Angeles	W 7-3	30-22-6	66
2/21	St. Louis	W 5-2	31-22-6	68
2/23	@ NY Islanders	W 4-2	32-22-6	70
2/27	@ Boston	L 4-5*	32-23-6	70
2/28	Pittsburgh	L 2-4	32-24-6	70
3/2	Vancouver	T 3-3*	32-24-7	71
3/5	Philadelphia	L 0-3	32-25-7	71
3/7	NY Islanders	L 2-3	32-26-7	71
3/9	Toronto	W 3-1	33-26-7	73
3/11	@ Philadelphia	L 4-6	33-27-7	73
3/16 ##	@ Detroit	W 4-2	34-27-7	75
3/18	@ Pittsburgh	L 5-7	34-28-7	75
3/19	Hartford	W 5-2	35-28-7	77
3/21	San Jose	W 5-3	36-28-7	79
3/23	Quebec	W 5-1	37-28-7	81
3/25 *	@ NY Islanders	W 5-2	38-28-7	83
3/27	New Jersey	L 2-5	38-29-7	83
3/28	Pittsburgh	L 1-4	38-30-7	83
3/30	Buffalo	W 4-1	39-30-7	85
4/2	Montreal	W 4-0	40-30-7	87
4/4	NY Rangers	L 0-4	40-31-7	87
4/6	NY Islanders	L 2-3	40-32-7	87
4/8	@ Philadelphia	L 3-4	40-33-7	87
4/10	New Jersey	L 3-5	40-34-7	87
4/12	@ Montreal	W 3-2*	41-34-7	89
4/14	@ NY Rangers	W 2-0	42-34-7	91
4/16 --	NY Rangers	W 4-2	43-34-7	93

Indianapolis

Milwaukee, Wis.

* Postponed from March 14 due to snow

-- Postponed from March 13 due to snow

* Denotes overtime game

1991-92

	W	L	T	PTS
Home	25	12	3	53
Away	20	15	5	45
1st Half	26	13	1	53
2nd Half	19	14	7	45
October	9	3	0	18
November	9	5	0	18
December	7	5	1	15
January	4	4	3	11
February	8	4	2	18
March	7	5	1	15
April	1	1	1	3

Head Coach

Terry Murray



DALE HUNTER

Player	GP	G	A	PTS	PIM	+/-	PP	SH	GW
Michal Pivonka	80	23	57	80	47	10	7	4	2
Dale Hunter	80	28	50	78	205	-2	13	0	4
Dino Ciccarelli	78	38	38	76	78	-10	13	0	7
Dimitri Khristich	80	36	37	73	35	24	14	1	7
Mike Ridley	80	29	40	69	38	3	5	5	3
Randy Burridge	66	23	44	67	50	-4	9	0	3
Peter Bondra	71	28	28	56	42	16	4	0	3
Calle Johansson	80	14	42	56	49	2	5	2	2
Kevin Hatcher	79	17	37	54	105	18	8	1	2
Kelly Miller	78	14	38	52	49	20	0	1	3
Al Iafrate	78	17	34	51	180	1	6	0	1
Sylvain Cote	78	11	29	40	31	7	6	0	2
John Druce	67	19	18	37	39	14	1	0	3
Todd Krygier	67	13	17	30	107	-1	1	0	1
Paul MacDermid	74	12	16	28	194	-6	2	0	2
Washington	15	2	5	7	43	2	0	0	0
Alan May	75	6	9	15	221	-7	0	0	1
Rod Langway	64	0	13	13	22	11	0	0	0
Mike Lalor	64	5	7	12	64	14	0	0	1
Dave Tippett	30	2	10	12	16	2	0	0	0
Nick Kypreos	65	4	6	10	206	-3	0	0	0
Tim Bergland	22	1	4	5	2	-3	0	0	0
Jeff Greenlaw	5	0	1	1	34	-1	0	0	0
*Brad Schlegel	15	0	1	1	0	-4	0	0	0
Mike Liut	21	0	1	1	2	E	0	0	0
*Jason Woolley	1	0	0	0	0	1	0	0	0
*Steve Konowalchuk	1	0	0	0	0	E	0	0	0
Shawn Chambers	2	0	0	0	2	-3	0	0	0
Jim Hrivnak	12	0	0	0	0	E	0	0	0
Ken Sabourin	19	0	0	0	48	-5	0	0	0
Don Beaupre	54	0	0	0	30	E	0	0	0

Goaltender	GP	MIN	GA	SO	EN	GAA	W-L-T
Don Beaupre	54	3,108	166	1	2	3.20	29-17-6
Mike Liut	21	1,123	70	1	1	3.74	10-7-2
Jim Hrivnak	12	605	35	0	1	3.47	6-3-0

* Indicates rookie

45-27-8, 98 points

Date	Opponent	Result	Record	Pts
10/4	Philadelphia	W 5-2	1-0-0	2
10/5	Buffalo	W 3-1	2-0-0	4
10/9	@ Toronto	W 5-4	3-0-0	6
10/11	NY Rangers	W 5-1	4-0-0	8
10/12	Chicago	L 2-7	4-1-0	8
10/14	@ NY Rangers	W 5-3	5-1-0	10
10/18	New Jersey	W 6-5	6-1-0	12
10/19	@ New Jersey	W 5-1	7-1-0	14
10/23	@ Edmonton	W 6-5	8-1-0	16
10/24	@ Vancouver	L 1-3	8-2-0	16
10/27	@ Winnipeg	L 5-6	8-3-0	16
10/29	@ Pittsburgh	W 8-0	9-3-0	18
11/1	Toronto	W 4-0	10-3-0	20
11/2	@ NY Islanders	W 7-4	11-3-0	22
11/8	Detroit	L 4-5	11-4-0	22
11/10	@ Quebec	W 10-3	12-4-0	24
11/11	@ Montreal	W 4-2	13-4-0	26
11/13	@ NY Rangers	W 5-3	14-4-0	28
11/15	Pittsburgh	W 6-2	15-4-0	30
11/20	@ New Jersey	L 5-6*	15-5-0	30
11/22	Boston	W 6-3	16-5-0	32
11/23	@ Hartford	W 3-2	17-5-0	34
11/25	@ Detroit	L 4-5	17-6-0	34
11/27	Montreal	W 3-1	18-6-0	36
11/29	NY Islanders	L 2-3	18-7-0	36
11/30	@ NY Islanders	L 1-8	18-8-0	36
12/5	@ Philadelphia	W 6-3	19-8-0	38
12/7	@ Minnesota	W 4-2	20-8-0	40
12/8	@ Winnipeg	L 3-4	20-9-0	40
12/10	Calgary	W 4-1	21-9-0	42
12/13	NY Rangers	L 3-5	21-10-0	42
12/14	@ Pittsburgh	W 7-2	22-10-0	44
12/17	Quebec	W 3-1	23-10-0	46
12/18	@ Buffalo	T 2-2*	23-10-1	47
12/20	Toronto	W 4-3	24-10-1	49
12/22	@ Philadelphia	L 3-4*	24-11-1	49
12/26	NY Rangers	L 6-8	24-12-1	49
12/28	Pittsburgh	L 2-6	24-13-1	49
12/29	@ New Jersey	W 4-3	25-13-1	51
1/1	NY Islanders	W 8-5	26-13-1	53
1/3	Vancouver	T 3-3*	26-13-2	54
1/4	@ Hartford	T 2-2*	26-13-3	55
1/7	Minnesota	L 3-5	26-14-3	55
1/10	Los Angeles	W 7-4	27-14-3	57
1/12	@ Chicago	L 2-4	27-15-3	57
1/14	@ St. Louis	W 6-1	28-15-3	59
1/16	@ Los Angeles	T 2-2*	28-15-4	60
1/24	New Jersey	L 2-5	28-16-4	60
1/26	Pittsburgh	W 6-4	29-16-4	62
1/28	@ Philadelphia	L 2-3	29-17-4	62
2/1	Calgary	W 5-2	30-17-4	64
2/4	@ Buffalo	L 3-7	30-18-4	64
2/5	@ Detroit	L 1-4	30-19-4	64
2/7	NY Rangers	W 6-2	31-19-4	66
2/9	San Jose	W 6-2	32-19-4	68
2/11	@ Quebec	W 4-3	33-19-4	70
2/13	@ Calgary	T 4-4*	33-19-5	71
2/15	@ Los Angeles	L 3-6	33-20-5	71
2/18	@ San Jose	W 4-2	34-20-5	73
2/22	Philadelphia	W 7-5	35-20-5	75
2/23	@ NY Islanders	W 4-1	36-20-5	77
2/25	Pittsburgh	W 5-3	37-20-5	79
2/27	@ St. Louis	L 3-7	37-21-5	79
2/29	@ Boston	T 5-5*	37-21-6	80
3/1	Boston	L 1-4	37-22-6	80
3/3	Minnesota	L 1-3	37-23-6	80
3/6	Winnipeg	T 3-3*	37-23-7	81
3/7	New Jersey	W 3-2*	38-23-7	83
3/9	@ NY Rangers	W 5-2	39-23-7	85
3/14	@ Philadelphia	L 1-3	39-24-7	85
3/15	NY Islanders	W 5-2	40-24-7	87
3/17	St. Louis	W 6-4	41-24-7	89
3/20	Philadelphia	L 6-7	41-25-7	89
3/22	Edmonton	W 6-2	42-25-7	91
3/24	Hartford	L 2-8	42-26-7	91
3/27	Montreal	W 4-3	43-26-7	93
3/29	Vancouver	W 7-4	44-26-7	95
4/12	@ New Jersey	W 4-3*	45-26-7	97
4/13	NY Islanders	T 1-1*	45-26-8	98
4/15	@ Pittsburgh	L 1-4	45-27-8	98

* Denotes overtime game

1990-91

	W	L	T	PTS
Home	21	14	5	47
Away	16	22	2	34
1st Half	18	21	1	37
2nd Half	19	15	6	44
October	7	7	0	14
November	7	7	0	14
December	4	8	1	9
January	6	5	2	14
February	4	5	2	10
March	9	4	2	20

Head Coach
Terry Murray



KEVIN HATCHER

Player	GP	G	A	PTS	PIM	+/-	PP	SH	GW
Kevin Hatcher	79	24	50	74	69	-10	9	2	3
Mike Ridley	79	23	48	71	26	9	6	5	4
Michal Pivonka	79	20	50	70	34	3	6	0	4
John Druce	80	22	36	58	46	4	7	1	4
Calle Johansson	80	11	41	52	23	-2	2	1	2
Kelly Miller	80	24	26	50	29	10	4	2	3
Dale Hunter	76	16	30	46	234	-22	9	0	2
Dino Ciccarelli	54	21	18	39	66	-17	2	0	2
Al Iafrate	72	9	23	32	237	-16	2	0	1
Washington	30	6	8	14	124	-1	0	1	1
Stephen Leach	68	11	19	30	99	-9	4	0	1
*Peter Bondra	54	12	16	28	47	-10	4	0	1
*Dimitri Khristich	40	13	14	27	21	-1	1	0	0
*Mikhail Tatarinov	65	8	15	23	82	-4	3	1	1
Bob Rouse	47	5	15	20	65	-7	1	0	0
Nick Kypreos	79	9	9	18	196	-4	0	0	3
Dave Tippett	61	6	9	15	24	-13	0	0	2
Tim Bergland	47	5	9	14	21	-1	0	0	0
Peter Zedel	20	7	5	12	10	-13	6	0	0
Alan May	67	4	6	10	264	-10	0	0	0
*Ken Sabourin	44	2	7	9	117	15	0	0	0
Washington	28	1	4	5	81	6	0	0	0
Rod Langway	56	1	7	8	24	12	0	0	0
Bob Joyce	17	3	3	6	8	3	0	0	1
Mike Lalor	68	1	5	6	61	-23	0	0	0
Chris Felix	8	0	4	4	0	E	0	0	0
Rob Murray	17	0	3	3	19	E	0	0	0
*Jeff Greenlaw	10	2	0	2	10	1	0	0	1
Alfie Turcotte	6	1	1	2	0	-1	0	0	1
*John Purves	7	1	0	1	0	-3	0	0	1
Joel Quenneville	9	1	0	1	0	-8	0	0	0
*Mark Ferner	7	0	1	1	4	-2	0	0	0
*Bob Babcock	1	0	0	0	0	E	0	0	0
*Ken Lovsin	1	0	0	0	0	-2	0	0	0
*Kent Paynter	1	0	0	0	15	E	0	0	0
*Reggie Savage	1	0	0	0	0	-1	0	0	0
*Steve Seftel	4	0	0	0	2	-2	0	0	0
*Steve Maltais	7	0	0	0	2	-1	0	0	0
*Jim Hrivnak	9	0	0	0	0	E	0	0	0
John Kordic	10	0	0	0	110	1	0	0	0
Washington	7	0	0	0	101	1	0	0	0
Mike Liut	35	0	0	0	0	E	0	0	0
Don Beaupre	45	0	0	0	18	E	0	0	0
Goaltender	GP	MIN	GA	SO	EN	GAA	W-L-T		
Don Beaupre	45	2,572	113	5	3	2.64	20-18-3		
Mike Liut	35	1,834	114	0	2	3.73	13-16-3		
Jim Hrivnak	9	432	26	0	0	3.61	4-2-1		

* Indicates rookie

37-36-7, 81 points

Date	Opponent	Result	Record	Pts
10/5	Pittsburgh	L 4-7	0-1-0	0
10/6	Detroit	W 6-4	1-1-0	2
10/10	@ NY Rangers	L 2-4	1-2-0	2
10/12	Winnipeg	W 3-1	2-2-0	4
10/13	NY Rangers	L 2-5	2-3-0	4
10/15	@ Montreal	L 1-3	2-4-0	4
10/17	@ New Jersey	L 2-3	2-5-0	4
10/19	NY Islanders	W 4-3	3-5-0	6
10/20	New Jersey	W 4-0	4-5-0	8
10/23	@ Philadelphia	W 6-2	5-5-0	10
10/25	@ Chicago	L 2-3*	5-6-0	10
10/27	@ Calgary	L 4-9	5-7-0	10
10/28	@ Edmonton	W 1-0	6-7-0	12
10/30	@ Vancouver	W 2-1	7-7-0	14
11/2	Los Angeles	W 4-3	8-7-0	16
11/3	@ NY Islanders	W 5-2	9-7-0	18
11/6	@ Quebec	W 4-1	10-7-0	20
11/10	Buffalo	L 2-4	10-8-0	20
11/11	Boston	L 3-5	10-9-0	20
11/14	@ Toronto	L 3-5	10-10-0	20
11/16	Chicago	L 3-4	10-11-0	20
11/17	@ Hartford	L 2-4	10-12-0	20
11/19	@ Detroit	W 3-2*	11-12-0	22
11/21	Toronto	W 5-3	12-12-0	24
11/23	Pittsburgh	W 7-3	13-12-0	26
11/24	@ Pittsburgh	L 2-3*	13-13-0	26
11/28	@ NY Rangers	W 6-3	14-13-0	28
11/30	Montreal	L 3-4	14-14-0	28
12/1	@ NY Islanders	W 3-1	15-14-0	30
12/5	@ Pittsburgh	W 3-1	16-14-0	32
12/7	New Jersey	W 5-2	17-14-0	34
12/8	@ New Jersey	L 2-4	17-15-0	34
12/11	Philadelphia	W 4-1	18-15-0	36
12/15	Hartford	L 2-3	18-16-0	36
12/17	@ NY Rangers	L 3-5	18-17-0	36
12/19	@ Chicago	L 2-3	18-18-0	36
12/20	@ St. Louis	T 3-3*	18-18-1	37
12/22	Toronto	L 2-5	18-19-1	37
12/26	Pittsburgh	L 3-7	18-20-1	37
12/28	NY Rangers	L 3-5	18-21-1	37
12/29	@ Quebec	L 3-4	18-22-1	37
1/1	New Jersey	W 4-3	19-22-1	39
1/4	Philadelphia	T 3-3*	19-22-2	40
1/5	@ Boston	W 5-3	20-22-2	42
1/11	Calgary	W 4-2	21-22-2	44
1/12	@ Montreal	L 1-4	21-23-2	44
1/15	@ St. Louis	L 3-7	21-24-2	44
1/17	@ Minnesota	L 2-5	21-25-2	44
1/22	@ Detroit	W 2-1*	22-25-2	46
1/24	@ Philadelphia	L 1-6	22-26-2	46
1/25	Minnesota	T 2-2*	22-26-3	47
1/27	NY Islanders	W 5-4*	23-26-3	49
1/29	@ Pittsburgh	L 2-3*	23-27-3	49
1/31	@ NY Islanders	W 4-3*	24-27-3	51
2/2	Winnipeg	L 2-4	24-28-3	51
2/5	Vancouver	W 5-3	25-28-3	53
2/8	Edmonton	W 6-3	26-28-3	55
2/10	Philadelphia	W 5-2	27-28-3	57
2/15	@ Calgary	L 2-8	27-29-3	57
2/16	@ Vancouver	L 2-4	27-30-3	57
2/18	@ Los Angeles	L 2-5	27-31-3	57
2/22	NY Rangers	W 3-2	28-31-3	59
2/24	Pittsburgh	T 5-5*	28-31-4	60
2/25	@ New Jersey	L 1-5	28-32-4	60
2/27	@ NY Rangers	T 4-4*	28-32-5	61
3/2	NY Islanders	W 3-2	29-32-5	63
3/5	Los Angeles	T 3-3*	29-32-6	64
3/8	@ Winnipeg	W 2-1	30-32-6	66
3/10	@ Edmonton	W 5-3	31-32-6	68
3/12	Hartford	L 2-3	31-33-6	68
3/14	Quebec	W 5-3	32-33-6	70
3/16	Philadelphia	W 6-0	33-33-6	72
3/19	St. Louis	L 1-2	33-34-6	72
3/21	@ NY Islanders	W 6-2	34-34-6	74
3/22	Minnesota	W 3-1	35-34-6	76
3/24	Boston	T 3-3*	35-34-7	77
3/26	Buffalo	L 2-4	35-35-7	77
3/28	@ Philadelphia	W 3-0	36-35-7	79
3/30	New Jersey	W 4-0	37-35-7	81
3/31	@ Buffalo	L 2-5	37-36-7	81

* Denotes overtime game

1989-90

	W	L	T	PTS
Home	19	18	3	41
Away	17	20	3	37
1st Half	18	18	4	40
2nd Half	18	20	2	38
October	3	7	3	9
November	6	4	1	13
December	9	5	0	18
January	5	10	0	10
February	5	7	0	10
March	7	5	2	16
April	1	0	0	2

Head Coach

Bryan Murray: 18-24-4

Terry Murray (Jan. 15): 18-14-2



DINO CICCARELLI

Player	GP	G	A	PTS	PIM	+/-	PP	SH	GW
Dino Ciccarelli	80	41	38	79	122	-5	10	0	6
Geoff Courtnall	80	35	39	74	104	27	9	0	2
Mike Ridley	74	30	43	73	27	E	8	3	3
Michal Pivonka	77	25	39	64	54	-7	10	3	0
Dale Hunter	80	23	39	62	233	17	9	1	6
Kevin Hatcher	80	13	41	54	102	4	4	0	2
Kelly Miller	80	18	22	40	49	-2	3	2	2
Scott Stevens	56	11	29	40	154	1	7	0	0
Calle Johansson	70	8	31	39	25	7	4	0	2
Stephen Leach	70	18	14	32	104	10	0	0	2
John Tucker	46	10	21	31	12	8	2	0	1
Washington	38	9	19	28	10	11	1	0	1
Bob Rouse	70	4	16	20	123	-2	0	0	2
*Alan May	77	7	10	17	339	-1	1	0	2
Bob Joyce	47	6	10	16	26	-6	1	0	1
Washington	24	5	8	13	4	2	1	0	1
Yvon Corriveau	50	9	6	15	50	-1	1	0	1
Bill Houlder	41	1	11	12	28	8	0	0	0
John Druce	45	8	3	11	52	-3	1	0	1
Dave Christian	28	3	8	11	4	-12	0	0	1
*Nick Kypreos	31	5	4	9	82	2	0	0	2
*Rob Murray	41	2	7	9	58	-10	0	0	0
Doug Wickenheiser	27	1	8	9	20	1	0	0	0
Rod Langway	58	0	8	8	39	7	0	0	0
*Tim Bergland	32	2	5	7	31	2	0	0	0
Neil Sheehy	59	1	5	6	291	8	0	0	0
Scot Kleinendorst	15	1	3	4	16	4	0	0	0
*Kent Paynter	13	1	2	3	18	-7	0	0	0
*Mike Richard	3	0	2	2	2	E	0	0	0
Alfie Turcotte	4	0	2	2	0	E	0	0	0
*Robin Bawa	5	1	0	1	6	-3	0	0	0
*Chris Felix	6	1	0	1	2	-6	1	0	0
*Brian Tutt	7	1	0	1	2	-4	0	0	0
*Jim Hrivnak	11	0	1	1	0	E	0	0	0
Don Beaupre	48	0	1	1	24	E	0	0	0
*Tyler Larter	1	0	0	0	0	-1	0	0	0
Alain Cote	2	0	0	0	7	-2	0	0	0
*Mark Ferner	2	0	0	0	0	-1	0	0	0
*Olie Kolzig	2	0	0	0	0	E	0	0	0
*Jim Mathieson	2	0	0	0	4	E	0	0	0
*Dennis Smith	4	0	0	0	0	E	0	0	0
*Steve Maltais	8	0	0	0	2	-2	0	0	0
Bob Mason	16	0	0	0	4	E	0	0	0
Mike Liut	37	0	0	0	0	E	0	0	0
Washington	8	0	0	0	0	E	0	0	0

Goaltender	GP	MIN	GA	SO	EN	GAA	W-L-T
Don Beaupre	48	2,793	150	2	3	3.22	23-18-5
Mike Liut	37	2,161	91	4	6	2.53	19-16-1
Washington	8	478	17	1	3	2.13	4-4-0
Bob Mason	16	822	48	0	4	3.50	4-9-1
*Jim Hrivnak	11	609	36	0	2	3.55	5-5-0
*Olie Kolzig	2	120	12	0	0	6.00	0-2-0

* Indicates rookie

36-38-6, 78 points


Date	Opponent	Result	Record	Pts
10/6	Philadelphia	W 5-3	1-0-0	2
10/7	Chicago	L 2-3	1-1-0	2
10/11	@ Hartford	L 1-4	1-2-0	2
10/13	NY Rangers	W 7-4	2-2-0	4
10/14	Calgary	T 4-4*	2-2-1	5
10/16	@ Montreal	W 4-3*	3-2-1	7
10/20	NY Islanders	L 3-5	3-3-1	7
10/21	@ Toronto	L 4-8	3-4-1	7
10/23	@ Calgary	T 3-3*	3-4-2	8
10/25	@ Winnipeg	L 4-6	3-5-2	8
10/28	@ St. Louis	L 0-1	3-6-2	8
10/29	@ Chicago	L 0-1	3-7-2	8
10/31	St. Louis	T 1-1*	3-7-3	9
11/3	Toronto	W 2-1	4-7-3	11
11/5	@ Quebec	W 3-0	5-7-3	13
11/7	@ NY Islanders	W 5-3	6-7-3	15
11/10	Boston	L 3-5	6-8-3	15
11/11	Edmonton	L 3-5	6-9-3	15
11/14	@ Vancouver	T 4-4*	6-9-4	16
11/18	@ Los Angeles	L 3-5	6-10-4	16
11/22	NY Islanders	W 5-3	7-10-4	18
11/24	Pittsburgh	L 4-7	7-11-4	18
11/25	@ Pittsburgh	W 4-1	8-11-4	20
11/29	@ Detroit	W 5-3	9-11-4	22
12/1	Philadelphia	L 2-3	9-12-4	22
12/2	@ New Jersey	W 5-3	10-12-4	24
12/5	@ Philadelphia	W 4-3	11-12-4	26
12/6	@ Pittsburgh	L 3-5	11-13-4	26
12/9	@ Boston	W 7-3	12-13-4	28
12/10	@ Buffalo	L 3-4	12-14-4	28
12/15	NY Islanders	L 3-5	12-15-4	28
12/16	@ Hartford	W 5-2	13-15-4	30
12/19	@ Philadelphia	W 2-1	14-15-4	32
12/21	@ Pittsburgh	L 2-5	14-16-4	32
12/23	NY Rangers	W 3-2	15-16-4	34
12/26	Pittsburgh	W 6-3	16-16-4	36
12/27	@ New Jersey	W 3-1	17-16-4	38
12/29	Detroit	W 2-1	18-16-4	40
1/1	Los Angeles	L 4-7	18-17-4	40
1/3	@ NY Rangers	L 1-2	18-18-4	40
1/5	Vancouver	L 2-5	18-19-4	40
1/6	@ Boston	L 3-5	18-20-4	40
1/8	@ Toronto	L 6-8	18-21-4	40
1/10	@ Winnipeg	L 1-6	18-22-4	40
1/12	Pittsburgh	L 4-6	18-23-4	40
1/13	@ NY Islanders	L 2-4	18-24-4	40
1/16	New Jersey	W 9-6	19-24-4	42
1/19	@ Buffalo	W 6-3	20-24-4	44
1/23	Winnipeg	L 3-4	20-25-4	44
1/24	@ New Jersey	L 2-3	20-26-4	44
1/26	Montreal	W 6-3	21-26-4	46
1/28	Philadelphia	W 7-2	22-26-4	48
1/31	@ Minnesota	W 4-3*	23-26-4	50
2/2	@ NY Islanders	L 3-5	23-27-4	50
2/4	Edmonton	L 4-5*	23-28-4	50
2/6	Quebec	W 12-2	24-28-4	52
2/8	@ Pittsburgh	L 5-7	24-29-4	52
2/9	New Jersey	L 3-5	24-30-4	52
2/11	Minnesota	W 5-3	25-30-4	54
2/14	@ Edmonton	W 4-3	26-30-4	56
2/19	@ Los Angeles	L 2-3	26-31-4	56
2/23	NY Rangers	L 3-6	26-32-4	56
2/25	Detroit	W 9-4	27-32-4	58
2/27	Chicago	W 4-0	28-32-4	60
2/28	@ NY Rangers	L 2-3	28-33-4	60
3/2	Hartford	L 3-4	28-34-4	60
3/4	New Jersey	W 4-3	29-34-4	62
3/6	Buffalo	T 1-1*	29-34-5	63
3/9	Quebec	W 4-3	30-34-5	65
3/10	@ Philadelphia	W 4-3	31-34-5	67
3/13	St. Louis	L 1-4	31-35-5	67
3/17	Vancouver	L 1-3	31-36-5	67
3/18	@ Minnesota	W 4-3	32-36-5	69
3/20	NY Islanders	W 3-0	33-36-5	71
3/23	Montreal	L 2-4	33-37-5	71
3/25	Calgary	W 4-1	34-37-5	73
3/27	@ New Jersey	L 1-4	34-38-5	73
3/29	@ Philadelphia	T 2-2*	34-38-6	74
3/31	NY Rangers	W 2-1	35-38-6	76
4/1	@ NY Rangers	W 3-2	36-38-6	78

* Denotes overtime game

1988-89

	W	L	T	PTS
Home	25	12	3	53
Away	16	17	7	39
1st Half	20	15	5	45
2nd Half	21	14	5	47
October	3	7	1	7
November	9	4	1	19
December	7	4	3	17
January	6	3	5	17
February	5	7	0	10
March	10	3	0	20
April	1	1	0	2

Head Coach
Bryan Murray



ROD LANGWAY

Player	GP	G	A	PTS	PIM	+/-	PP	SH	GW
Mike Ridley	80	41	48	89	49	17	16	0	9
Geoff Courtnall	79	42	38	80	112	11	16	0	6
Dino Ciccarelli	76	44	30	74	76	-6	16	0	8
Washington	11	12	3	15	12	10	3	0	3
Bengt Gustafsson	72	18	51	69	18	13	5	4	6
Scott Stevens	80	7	61	68	225	1	6	0	3
Dave Christian	80	34	31	65	12	2	16	1	1
Dale Hunter	80	20	37	57	219	-3	9	0	3
Mike Gartner	56	26	29	55	71	8	6	0	1
Kelly Miller	78	19	21	40	45	13	2	1	3
Kevin Hatcher	62	13	27	40	101	19	3	0	2
Larry Murphy	65	7	29	36	70	-5	3	0	0
Stephen Leach	74	11	19	30	94	-4	4	0	0
Michal Pivonka	52	8	19	27	30	9	1	0	1
Calle Johansson	59	3	18	21	37	-6	1	0	1
Washington	12	1	7	8	4	1	1	0	0
Rod Langway	76	2	19	21	65	12	0	0	0
Bob Rouse	79	4	15	19	160	-3	0	0	1
Washington	13	0	2	2	36	2	0	0	0
Bobby Gould	75	5	13	18	65	-2	0	1	0
Lou Franceschetti	63	7	10	17	123	-4	0	0	0
*John Druce	48	8	7	15	62	7	0	0	1
Grant Ledyard	61	3	11	14	43	1	1	0	1
Mike Millar	18	6	3	9	4	-4	3	0	1
Doug Wickenheiser	17	3	5	8	4	1	1	0	0
Washington	16	2	5	7	4	E	1	0	0
*Chris Felix	21	0	8	8	8	7	0	0	0
Neil Sheehy	72	3	4	7	179	-1	0	0	0
Peter Sundstrom	35	4	2	6	14	-5	0	0	0
Yvon Corrivau	33	3	2	5	62	E	0	0	0
Bill Houlder	8	0	3	3	4	7	0	0	0
Jim Thomson	14	2	0	2	53	-3	0	0	0
Scot Kleinendorst	27	0	2	2	46	-11	0	0	0
Washington	3	0	1	1	10	E	0	0	0
Kent Carlson	2	1	0	1	0	2	0	0	0
Pete Peeters	33	0	1	1	8	E	0	0	0
*Shawn Cronin	1	0	0	0	0	E	0	0	0
Don Beaupre	12	0	0	0	6	E	0	0	0
Washington	11	0	0	0	6	E	0	0	0
Clint Malarchuk	42	0	0	0	16	E	0	0	0
Goaltender	GP	MIN	GA	SO	EN	GAA	W-L-T		
Clint Malarchuk	42	2,428	141	1	1	3.48	16-18-7		
Pete Peeters	33	1,854	88	4	0	2.85	20-7-3		
Don Beaupre	12	637	31	1	0	2.92	5-5-0		
Washington	11	578	28	1	1	2.91	5-4-0		

* Indicates rookie

41-29-10, 92 points

Date	Opponent	Result	Record	Pts
10/7	Pittsburgh	L 4-6	0-1-0	0
10/8	Buffalo	W 6-2	1-1-0	2
10/11	@ Pittsburgh	L 7-8	1-2-0	2
10/14	Toronto	L 1-3	1-3-0	2
10/15	New Jersey	W 8-5	2-3-0	4
10/19	@ NY Rangers	L 1-5	2-4-0	4
10/21	NY Rangers	L 1-4	2-5-0	4
10/23	@ Winnipeg	L 2-3	2-6-0	4
10/25	@ Vancouver	W 4-3*	3-6-0	6
10/28	@ Calgary	T 2-2*	3-6-1	7
10/29	@ Edmonton	L 3-4*	3-7-1	7
11/1	@ Detroit	T 3-3*	3-7-2	8
11/4	NY Islanders	W 4-2	4-7-2	10
11/5	@ NY Islanders	L 3-4*	4-8-2	10
11/10	Quebec	W 4-1	5-8-2	12
11/12	New Jersey	L 3-6	5-9-2	12
11/15	Minnesota	W 4-2	6-9-2	14
11/18	Hartford	W 3-2	7-9-2	16
11/19	@ New Jersey	W 3-2	8-9-2	18
11/22	@ NY Islanders	W 4-2	9-9-2	20
11/23	NY Islanders	W 7-6	10-9-2	22
11/25	Pittsburgh	L 3-5	10-10-2	22
11/27	@ Detroit	W 4-3	11-10-2	24
11/29	St. Louis	W 4-3	12-10-2	26
11/30	@ Pittsburgh	L 4-6	12-11-2	26
12/3	Boston	T 1-1*	12-11-3	27
12/6	Philadelphia	W 4-3	13-11-3	29
12/7	@ New Jersey	L 1-5	13-12-3	29
12/10	@ Montreal	T 0-0*	13-12-4	30
12/11	@ Buffalo	W 6-4	14-12-4	32
12/13	@ Quebec	W 4-1	15-12-4	34
12/15	@ Philadelphia	L 1-4	15-13-4	34
12/17	Winnipeg	W 6-3	16-13-4	36
12/19	@ NY Rangers	L 1-3	16-14-4	36
12/21	@ Chicago	W 4-3	17-14-4	38
12/23	NY Rangers	T 2-2*	17-14-5	39
12/27	Philadelphia	W 4-3	18-14-5	41
12/30	Buffalo	W 5-3	19-14-5	43
12/31	@ NY Islanders	L 4-6	19-15-5	43
1/2	Pittsburgh	W 8-0	20-15-5	45
1/4	@ NY Rangers	T 3-3*	20-15-6	46
1/6	Toronto	W 3-0	21-15-6	48
1/7	Chicago	W 6-3	22-15-6	50
1/10	@ Quebec	T 4-4*	22-15-7	51
1/11	@ Toronto	W 3-2	23-15-7	53
1/13	Edmonton	W 5-3	24-15-7	55
1/15	Boston	L 3-4	24-16-7	55
1/20	New Jersey	L 5-6*	24-17-7	55
1/22	Detroit	L 3-4	24-18-7	55
1/24	Los Angeles	T 4-4*	24-18-8	56
1/26	@ Philadelphia	W 1-0	25-18-8	58
1/28	@ St. Louis	T 4-4*	25-18-9	59
1/30	@ Minnesota	T 4-4*	25-18-10	60
2/1	@ NY Rangers	W 4-3*	26-18-10	62
2/3	Hartford	W 1-0	27-18-10	64
2/5	Philadelphia	L 1-3	27-19-10	64
2/10	Los Angeles	L 6-7*	27-20-10	64
2/11	Calgary	L 1-2	27-21-10	64
2/14	@ St. Louis	W 5-3	28-21-10	66
2/15	@ Chicago	L 4-7	28-22-10	66
2/17	@ Edmonton	W 8-2	29-22-10	68
2/19	@ Vancouver	L 2-3	29-23-10	68
2/20	@ Calgary	L 2-6	29-24-10	68
2/22	@ Los Angeles	W 7-2	30-24-10	70
2/28	Minnesota	L 3-4	30-25-10	70
3/3	Pittsburgh	W 4-2	31-25-10	72
3/5	Vancouver	W 3-0	32-25-10	74
3/8	@ Montreal	L 2-3	32-26-10	74
3/9	@ Boston	W 7-2	33-26-10	76
3/11	NY Rangers	W 4-2	34-26-10	78
3/14	Winnipeg	W 6-3	35-26-10	80
3/17	Montreal	W 4-1	36-26-10	82
3/18	@ Hartford	W 8-2	37-26-10	84
3/22	@ Pittsburgh	W 5-4	38-26-10	86
3/24	Philadelphia	W 6-1	39-26-10	88
3/26	NY Islanders	W 3-2	40-26-10	90
3/28	@ NY Islanders	L 4-5	40-27-10	90
3/30	@ Philadelphia	L 4-5	40-28-10	90
4/1	New Jersey	W 6-4	41-28-10	92
4/2	@ New Jersey	L 4-7	41-29-10	92

* Denotes overtime game

1987-88

	W	L	T	PTS
Home	22	14	4	48
Away	16	19	5	37
1st Half	18	17	5	41
2nd Half	20	16	4	44
October	6	4	1	13
November	4	7	1	9
December	6	6	3	15
January	8	5	1	17
February	7	4	0	12
March	7	6	2	16
April	0	1	1	1

Head Coach
Bryan Murray



SCOTT STEVENS

Player	GP	G	A	PTS	PIM	+/-	PP	SH	GW
Mike Gartner	80	48	33	81	73	20	19	0	7
Scott Stevens	80	12	60	72	184	14	5	1	2
Larry Murphy	79	8	53	61	72	2	7	0	1
Mike Ridley	70	28	31	59	22	1	12	0	3
Dale Hunter	79	22	37	59	240	7	11	0	1
Dave Christian	80	37	21	58	26	-14	14	0	5
Bengt Gustafsson	78	18	36	54	29	2	7	5	3
Kevin Hatcher	71	14	27	41	137	1	5	0	3
Michal Pivonka	71	11	23	34	28	1	3	0	0
Kelly Miller	80	9	23	32	35	9	0	1	3
Garry Galley	58	7	23	30	44	11	3	0	0
Greg Adams	78	15	12	27	153	-3	3	0	0
Bobby Gould	72	12	14	26	56	-1	0	0	2
Peter Sundstrom	76	8	17	25	34	-2	0	1	1
*Yvon Corriveau	44	10	9	19	84	17	0	0	1
Rod Langway	63	3	13	16	28	1	0	0	1
Grant Ledyard	45	5	10	15	66	-11	2	0	1
Washington	21	4	3	7	14	-4	1	0	1
Lou Franceschetti	59	4	8	12	113	2	1	0	1
Greg Smith	54	1	6	7	67	5	0	0	0
*Bill Houlder	30	1	2	3	10	-2	0	0	0
Stephen Leach	8	1	1	2	17	2	0	0	1
Clint Malarchuk	54	0	2	2	10	E	0	0	0
Ed Kastelic	35	1	0	1	78	-3	0	0	0
Dave Jensen	5	0	1	1	4	E	0	0	0
Pete Peters	35	0	1	1	10	E	0	0	0
*Yves Beaudoin	1	0	0	0	0	-1	0	0	0
Mike Richard	4	0	0	0	0	-1	0	0	0

Goaltender	GP	MIN	GA	SO	EN	GAA	W-L-T
Clint Malarchuk	54	2,926	154	4	2	3.16	24-20-4
Pete Peeters	35	1,896	88	2	3	2.78	14-12-5
*Alain Raymond	1	40	2	0	0	3.00	0-1-0

* Indicates rookie

38-33-9, 85 points

Date	Opponent	Result	Record	Pts
10/8	@ Boston	L 3-4	0-1-0	0
10/10	Chicago	W 6-4	1-1-0	2
10/11	@ Buffalo	L 5-6	1-2-0	2
10/16	Hartford	W 6-2	2-2-0	4
10/17	NY Rangers	W 4-3	3-2-0	6
10/19	@ NY Rangers	W 4-2	4-2-0	8
10/22	@ Philadelphia	W 4-1	5-2-0	10
10/24	Montreal	L 2-3	5-3-0	10
10/27	@ Vancouver	W 3-2	6-3-0	12
10/30	@ Winnipeg	L 2-3*	6-4-0	12
10/31	@ Minnesota	T 3-3*	6-4-1	13
11/3	Vancouver	W 3-2	7-4-1	15
11/6	Quebec	L 1-4	7-5-1	15
11/7	@ New Jersey	L 1-4	7-6-1	15
11/10	@ NY Islanders	L 3-4*	7-7-1	15
11/11	@ Pittsburgh	L 2-3	7-8-1	15
11/14	Minnesota	W 4-1	8-8-1	17
11/17	Detroit	L 0-1	8-9-1	17
11/20	@ Buffalo	L 3-5	8-10-1	17
11/21	@ Hartford	W 4-3	9-10-1	19
11/25	Boston	W 4-1	10-10-1	21
11/27	Pittsburgh	L 2-4	10-11-1	21
11/28	@ Pittsburgh	T 5-5*	10-11-2	22
12/1	Edmonton	W 4-2	11-11-2	24
12/4	NY Islanders	L 4-6	11-12-2	24
12/6	Los Angeles	W 10-3	12-12-2	26
12/8	Calgary	L 4-5	12-13-2	26
12/9	@ Hartford	L 4-5	12-14-2	26
12/12	Chicago	W 2-1	13-14-2	28
12/15	@ Toronto	L 3-5	13-15-2	28
12/16	@ Detroit	L 1-6	13-16-2	28
12/18	Toronto	W 4-2	14-16-2	30
12/20	St. Louis	T 1-1*	14-16-3	31
12/22	@ Quebec	W 2-1	15-16-3	33
12/23	@ Montreal	T 2-2*	15-16-4	34
12/26	Philadelphia	L 2-3	15-17-4	34
12/28	@ Toronto	T 4-4*	15-17-5	35
12/30	@ New Jersey	W 4-3	16-17-5	37
1/1	Pittsburgh	W 5-3	17-17-5	39
1/2	Edmonton	W 2-0	18-17-5	41
1/5	@ Philadelphia	W 3-1	19-17-5	43
1/8	NY Rangers	W 8-4	20-17-5	45
1/10	@ Calgary	L 2-8	20-18-5	45
1/11	@ Edmonton	L 2-3	20-19-5	45
1/13	@ Los Angeles	W 8-3	21-19-5	47
1/16	@ St. Louis	L 1-3	21-20-5	47
1/17	@ Chicago	L 4-5	21-21-5	47
1/19	New Jersey	W 6-4	22-21-5	49
1/23	Buffalo	T 3-3*	22-21-6	50
1/26	Winnipeg	L 2-3	22-22-6	50
1/29	Montreal	W 4-3	23-22-6	52
1/31	Philadelphia	W 1-0*	24-22-6	54
2/2	@ Pittsburgh	L 2-3*	24-23-6	54
2/5	NY Islanders	L 2-4	24-24-6	54
2/6	NY Rangers	L 0-3	24-25-6	54
2/11	@ NY Rangers	W 5-3	25-25-6	56
2/12	NY Islanders	W 6-2	26-25-6	58
2/14	Calgary	W 5-4*	27-25-6	60
2/17	@ New Jersey	W 4-3	28-25-6	62
2/19	@ Winnipeg	W 6-0	29-25-6	64
2/20	@ Minnesota	W 3-0	30-25-6	66
2/24	@ Los Angeles	L 3-4	30-26-6	66
2/27	@ NY Islanders	W 3-0	31-26-6	68
3/1	New Jersey	W 5-3	32-26-6	70
3/2	@ New Jersey	W 6-1	33-26-6	72
3/4	Quebec	W 6-2	34-26-6	74
3/6	Vancouver	W 7-2	35-26-6	76
3/10	@ Philadelphia	L 2-5	35-27-6	76
3/12	NY Rangers	L 2-4	35-28-6	76
3/13	@ Boston	W 3-0	36-28-6	78
3/16	@ NY Rangers	W 8-4	37-28-6	80
3/18	NY Islanders	T 3-3*	37-28-7	81
3/20	New Jersey	L 2-4	37-29-7	81
3/22	St. Louis	L 3-5	37-30-7	81
3/23	@ Pittsburgh	L 1-7	37-31-7	81
3/25	Philadelphia	W 5-3	38-31-7	83
3/29	Detroit	T 2-2*	38-31-8	84
3/31	@ NY Islanders	L 3-7	38-32-8	84
4/2	Pittsburgh	L 6-7*	38-33-8	84
4/3	@ Philadelphia	T 2-2*	38-33-9	85

* Denotes overtime game

1986-87

	W	L	T	PTS
Home	22	15	3	47
Away	16	17	7	39
1st Half	14	20	6	34
2nd Half	24	12	4	52
October	5	5	1	11
November	2	8	4	8
December	5	6	1	11
January	9	5	2	20
February	6	4	0	12
March	8	4	2	18
April	3	0	0	6

Head Coach
Bryan Murray



LARRY MURPHY

Player	GP	G	A	PTS	PIM	+/-	PP	SH	GW
Larry Murphy	80	23	58	81	39	25	8	0	4
Mike Gartner	78	41	32	73	61	1	5	6	10
Mike Ridley	78	31	39	70	40	-11	10	0	4
Washington	40	15	19	34	20	-1	6	0	3
Scott Stevens	77	10	51	61	285	13	2	0	0
Craig Laughlin	80	22	30	52	67	-3	11	0	5
Gaetan Duchesne	74	17	35	52	53	18	0	1	4
Dave Christian	76	23	27	50	8	-5	5	0	2
Bobby Gould	78	23	27	50	74	18	1	1	2
Greg Adams	66	14	30	44	184	9	2	0	0
*Michal Pivonka	73	18	25	43	41	-19	4	0	2
Kelly Miller	77	16	26	42	48	5	5	1	1
Washington	39	10	12	22	26	10	3	1	0
Alan Haworth	50	25	16	41	43	3	9	0	2
Garry Galley	48	6	21	27	67	-6	3	0	1
Washington	18	1	10	11	10	3	1	0	0
Rod Langway	78	2	25	27	53	11	0	0	1
Kevin Hatcher	78	8	16	24	146	-29	1	0	2
Lou Franceschetti	75	12	9	21	127	-9	0	0	1
Dave Jensen	46	8	8	16	12	-10	2	0	0
Bob Carpenter	22	5	7	12	21	-7	4	0	0
John Blum	66	2	8	10	133	1	0	0	0
Greg Smith	45	0	9	9	31	-6	0	0	0
John Barrett	55	2	2	4	43	-16	0	0	0
Pete Peeters	37	0	4	4	16	E	0	0	0
Gary Sampson	25	1	2	3	4	-9	0	0	0
*Jeff Greenlaw	22	0	3	3	44	2	0	0	0
*Yvon Corriveau	17	1	1	2	24	-4	0	0	0
*Ed Kastelic	23	1	1	2	83	-3	1	0	0
*Paul Cavallini	6	0	2	2	8	-4	0	0	0
Stephen Leach	15	1	0	1	6	-4	0	0	0
*Yves Beaudoin	6	0	0	0	5	-4	0	0	0
Grant Martin	9	0	0	0	4	-1	0	0	0
*Jim Thomson	10	0	0	0	35	-2	0	0	0
Bob Crawford	15	0	0	0	2	-1	0	0	0
Washington	12	0	0	0	0	E	0	0	0
Goaltender	GP	MIN	GA	SO	EN	GAA	W-L-T		
*Bob Mason	45	2,536	137	0	3	3.24	20-18-5		
Pete Peeters	37	2,002	107	0	3	3.21	17-11-4		
Al Jensen	6	328	27	0	1	4.94	1-3-1		

* Indicates rookie

38-32-10, 86 points

Date	Opponent	Result	Record	Pts
10/9	@ Pittsburgh	L 4-5	0-1-0	0
10/11	Philadelphia	L 1-6	0-2-0	0
10/13	@ NY Rangers	W 7-6	1-2-0	2
10/16	@ NY Islanders	L 4-7	1-3-0	2
10/18	Buffalo	L 2-4	1-4-0	2
10/20	@ Montreal	W 5-4	2-4-0	4
10/21	@ Quebec	T 4-4*	2-4-1	5
10/24	Minnesota	W 8-2	3-4-1	7
10/25	New Jersey	W 2-1	4-4-1	9
10/28	@ Vancouver	W 5-2	5-4-1	11
10/29	Edmonton	L 3-6	5-5-1	11
11/1	@ Calgary	L 1-4	5-6-1	11
11/4	@ NY Islanders	L 1-7	5-7-1	11
11/5	Vancouver	W 3-2	6-7-1	13
11/8	Chicago	W 3-2	7-7-1	15
11/11	@ Minnesota	T 2-2*	7-7-2	16
11/12	@ Chicago	T 2-2*	7-7-3	17
11/14	Quebec	L 1-4	7-8-3	17
11/16	@ Philadelphia	L 2-6	7-9-3	17
11/18	Los Angeles	L 5-6	7-10-3	17
11/21	@ Detroit	T 3-3*	7-10-4	18
11/22	Pittsburgh	L 4-5	7-11-4	18
11/26	Boston	T 2-2*	7-11-5	19
11/28	Philadelphia	L 2-4	7-12-5	19
11/29	@ Quebec	L 3-4	7-13-5	19
12/1	@ Montreal	W 2-1	8-13-5	21
12/3	@ Winnipeg	T 3-3*	8-13-6	22
12/6	Montreal	W 3-1	9-13-6	24
12/9	New Jersey	W 4-2	10-13-6	26
12/10	@ Toronto	L 2-8	10-14-6	26
12/14	NY Rangers	L 1-3	10-15-6	26
12/17	@ NY Rangers	L 1-6	10-16-6	26
12/19	@ New Jersey	L 4-6	10-17-6	26
12/20	St. Louis	W 5-3	11-17-6	28
12/26	NY Islanders	W 2-1	12-17-6	30
12/28	@ Chicago	L 5-7	12-18-6	30
12/30	Hartford	L 1-3	12-19-6	30
1/1	Pittsburgh	W 4-3	13-19-6	32
1/3	Philadelphia	L 1-4	13-20-6	32
1/5	@ St. Louis	W 6-4	14-20-6	34
1/7	@ Pittsburgh	L 2-5	14-21-6	34
1/9	Pittsburgh	W 3-2	15-21-6	36
1/11	@ Philadelphia	T 2-2*	15-21-7	37
1/13	Winnipeg	L 2-3	15-22-7	37
1/15	@ NY Islanders	W 3-2	16-22-7	39
1/17	@ Hartford	W 6-1	17-22-7	41
1/18	@ New Jersey	W 6-1	18-22-7	43
1/20	New Jersey	W 6-3	19-22-7	45
1/23	@ Buffalo	W 3-2	20-22-7	47
1/24	Buffalo	L 3-6	20-23-7	47
1/27	@ Pittsburgh	L 5-7	20-24-7	47
1/28	@ Detroit	W 2-1	21-24-7	49
1/30	NY Islanders	T 3-3*	21-24-8	50
2/1	Winnipeg	W 6-4	22-24-8	52
2/4	@ NY Rangers	L 2-3	22-25-8	52
2/6	Hartford	L 2-5	22-26-8	52
2/7	NY Rangers	L 4-5	22-27-8	52
2/15	@ Edmonton	W 5-3	23-27-8	54
2/18	@ Los Angeles	L 4-7	23-28-8	54
2/20	@ Vancouver	W 6-3	24-28-8	56
2/22	@ Calgary	W 5-2	25-28-8	58
2/24	Detroit	W 8-2	26-28-8	60
2/27	Edmonton	W 5-2	27-28-8	62
3/1	NY Rangers	W 7-3	28-28-8	64
3/3	New Jersey	W 3-2	29-28-8	66
3/5	@ Philadelphia	L 2-4	29-29-8	66
3/7	@ Boston	L 2-3	29-30-8	66
3/10	Calgary	L 3-6	29-31-8	66
3/13	Toronto	W 10-2	30-31-8	68
3/14	@ St. Louis	T 3-3*	30-31-9	69
3/17	Los Angeles	L 4-5	30-32-9	69
3/20	Pittsburgh	W 4-3	31-32-9	71
3/22	Boston	W 4-3	32-32-9	73
3/24	@ NY Islanders	W 3-1	33-32-9	75
3/27	NY Islanders	T 2-2*	33-32-10	76
3/29	Minnesota	W 4-2	34-32-10	78
3/31	Toronto	W 4-2	35-32-10	80
4/1	@ NY Rangers	W 5-1	36-32-10	82
4/4	Philadelphia	W 3-2*	37-32-10	84
4/5	@ New Jersey	W 6-5*	38-32-10	86

* Denotes overtime game

1985-86

50-23-7, 107 points

	W	L	T	PTS
Home	30	8	2	62
Away	20	15	5	45
1st Half	25	11	4	54
2nd Half	25	12	3	53
October	4	4	2	10
November	10	3	1	21
December	7	3	1	15
January	8	6	0	16
February	8	3	1	17
March	11	3	1	23
April	2	1	1	5

Head Coach
Bryan Murray



CRAIG LAUGHLIN

Player	GP	G	A	PTS	PIM	+/-	PP	SH	GW
Dave Christian	80	41	42	83	15	3	18	2	4
Mike Gartner	74	35	40	75	63	-5	11	2	4
Craig Laughlin	75	30	45	75	43	24	10	0	4
Bengt Gustafsson	70	23	52	75	26	9	8	4	6
Alan Haworth	71	34	39	73	72	36	7	0	5
Larry Murphy	78	21	44	65	50	2	8	1	2
Bob Carpenter	80	27	29	56	105	-12	7	0	3
Greg Adams	78	18	38	56	152	24	3	0	2
Scott Stevens	73	15	38	53	165	E	3	0	2
Gaetan Duchesne	80	11	28	39	39	10	0	1	3
Bobby Gould	79	19	19	38	26	7	0	3	5
Jorgen Pettersson	70	13	21	34	12	-16	4	0	3
Washington	47	8	16	24	10	-4	2	0	3
Greg Smith	76	5	22	27	94	-11	0	0	0
Washington	14	0	3	3	10	3	0	0	0
Peter Andersson	61	6	16	22	36	-8	3	0	3
Lou Franceschetti	76	7	14	21	131	-4	0	0	2
*Kevin Hatcher	79	9	10	19	119	6	1	0	1
Rod Langway	71	1	17	18	61	27	1	0	0
John Barrett	79	2	15	17	137	-26	0	0	0
Washington	14	0	3	3	12	3	0	0	0
Darren Veitch	62	3	9	12	27	21	0	0	0
Gary Sampson	19	1	4	5	2	-3	0	0	1
Mark Taylor	30	2	1	3	4	-4	0	0	0
Doug Jarvis	25	1	2	3	16	-5	0	0	0
Dwight Schofield	50	1	2	3	127	5	0	0	0
*Stephen Leach	11	1	1	2	2	E	0	0	0
*David Jensen	5	1	0	1	0	1	0	0	0
Daryl Evans	6	0	1	1	0	-1	0	0	0
Grant Martin	11	0	1	1	6	-5	0	0	0
Al Jensen	44	0	1	1	4	E	0	0	0
Bob Mason	1	0	0	0	0	E	0	0	0
*Yvon Corrivau	2	0	0	0	0	-1	0	0	0
*Yves Beaudoin	4	0	0	0	0	-4	0	0	0
Pat Riggins	7	0	0	0	2	E	0	0	0
*Ed Kastelic	15	0	0	0	73	E	0	0	0
Pete Peeters	42	0	2	2	12	E	0	0	0
Washington	34	0	0	0	8	E	0	0	0
Goaltender	GP	MIN	GA	SO	EN	GAA	W-L-T		
Pete Peeters	42	2,506	144	1	3	3.45	22-15-4		
Washington	34	2,021	113	1	3	3.35	19-11-3		
Al Jensen	44	2,437	129	2	3	3.18	28-9-3		
Pat Riggins	7	369	23	0	1	3.74	2-3-1		
Bob Mason	1	16	0	0	0	0.00	1-0-0		

* Indicates rookie

Date	Opponent	Result	Record	Pts
10/10	@ NY Rangers	L 2-4	0-1-0	0
10/12	@ New Jersey	L 1-4	0-2-0	0
10/13	Philadelphia	L 2-4	0-3-0	0
10/16	@ Toronto	W 6-5*	1-3-0	2
10/18	@ Buffalo	W 4-1	2-3-0	4
10/19	Buffalo	T 2-2*	2-3-1	5
10/23	@ Calgary	L 2-4	2-4-1	5
10/25	@ Winnipeg	T 7-7*	2-4-2	6
10/27	@ Chicago	W 4-2	3-4-2	8
10/29	St. Louis	W 6-3	4-4-2	10
11/1	NY Islanders	W 5-3	5-4-2	12
11/2	@ NY Islanders	L 3-5	5-5-2	12
11/5	Chicago	W 8-4	6-5-2	14
11/6	@ Pittsburgh	W 4-1	7-5-2	16
11/9	Calgary	L 3-5	7-6-2	16
11/12	Edmonton	W 5-2	8-6-2	18
11/15	Vancouver	W 5-3	9-6-2	20
11/16	@ Boston	T 2-2*	9-6-3	21
11/19	Pittsburgh	W 4-3	10-6-3	23
11/20	@ Pittsburgh	W 3-1	11-6-3	25
11/23	Quebec	W 3-0	12-6-3	27
11/27	Montreal	W 5-3	13-6-3	29
11/29	NY Rangers	L 2-5	13-7-3	29
11/30	New Jersey	W 6-2	14-7-3	31
12/5	St. Louis	W 3-2	15-7-3	33
12/7	Vancouver	W 2-1	16-7-3	35
12/10	Toronto	W 3-2	17-7-3	37
12/14	@ Los Angeles	W 5-4	18-7-3	39
12/17	@ Vancouver	T 4-4*	18-7-4	40
12/18	@ Edmonton	W 5-2	19-7-4	42
12/20	@ Winnipeg	L 4-7	19-8-4	42
12/22	@ Quebec	W 7-5	20-8-4	44
12/26	Quebec	W 4-3	21-8-4	46
12/28	Chicago	L 4-7	21-9-4	46
12/29	@ NY Rangers	L 5-6	21-10-4	46
1/1	NY Rangers	W 3-0	22-10-4	48
1/3	@ New Jersey	W 3-2	23-10-4	50
1/4	New Jersey	W 9-3	24-10-4	52
1/7	Detroit	W 4-3	25-10-4	54
1/9	@ Philadelphia	L 0-4	25-11-4	54
1/11	@ Minnesota	L 3-5	25-12-4	54
1/14	Calgary	L 3-4	25-13-4	54
1/17	@ New Jersey	W 4-3	26-13-4	56
1/18	Philadelphia	W 5-2	27-13-4	58
1/21	Minnesota	W 7-5	28-13-4	60
1/24	NY Islanders	L 5-7	28-14-4	60
1/25	@ Minnesota	W 6-3	29-14-4	62
1/28	@ Detroit	L 0-7	29-15-4	62
1/29	@ Toronto	L 2-5	29-16-4	62
2/1	New Jersey	W 5-4	30-16-4	64
2/2	@ Hartford	W 5-4	31-16-4	66
2/7	Montreal	W 3-2	32-16-4	68
2/8	Edmonton	W 5-4*	33-16-4	70
2/12	@ Pittsburgh	L 1-8	33-17-4	70
2/15	@ Los Angeles	W 4-1	34-17-4	72
2/18	@ NY Islanders	W 5-4	35-17-4	74
2/19	@ Montreal	T 4-4*	35-17-5	75
2/22	@ Philadelphia	L 1-3	35-18-5	75
2/23	@ Buffalo	L 1-4	35-19-5	75
2/25	Detroit	W 4-3*	36-19-5	77
2/27	@ Boston	W 2-1	37-19-5	79
3/1	NY Rangers	W 4-0	38-19-5	81
3/2	@ NY Rangers	W 4-2	39-19-5	83
3/4	New Jersey	W 4-2	40-19-5	85
3/8	@ NY Islanders	W 6-2	41-19-5	87
3/9	NY Islanders	W 3-1	42-19-5	89
3/11	Pittsburgh	W 5-3	43-19-5	91
3/13	@ Philadelphia	L 0-2	43-20-5	91
3/15	@ St. Louis	W 5-4	44-20-5	93
3/17	@ Pittsburgh	W 5-3	45-20-5	95
3/18	Los Angeles	L 2-5	45-21-5	95
3/21	Winnipeg	W 5-3	46-21-5	97
3/23	Philadelphia	W 6-5	47-21-5	99
3/25	Boston	W 6-3	48-21-5	101
3/28	NY Islanders	L 3-4	48-22-5	101
3/29	@ Hartford	T 6-6*	48-22-6	102
4/1	Pittsburgh	W 5-3	49-22-6	104
4/3	Hartford	W 4-2	50-22-6	106
4/5	NY Rangers	T 4-4*	50-22-7	107
4/6	@ Philadelphia	L 3-5	50-23-7	107

* Denotes overtime game

1984-85

	W	L	T	PTS
Home	27	11	2	56
Away	19	14	7	45
1st Half	22	11	7	51
2nd Half	24	14	2	50
October	4	3	2	10
November	5	5	3	13
December	12	2	2	26
January	10	3	0	20
February	7	3	2	16
March	6	8	0	12
April	2	1	0	3

Head Coach
Bryan Murray



DAVE CHRISTIAN

Player	GP	G	A	PTS	PIM	+/-	PP	SH	GW
Mike Gartner	80	50	52	102	71	17	17	0	11
Bob Carpenter	80	53	42	95	87	20	12	0	7
Dave Christian	80	26	43	69	14	20	5	0	2
Scott Stevens	80	21	44	65	221	19	16	0	5
Larry Murphy	79	13	42	55	51	21	3	0	0
Craig Laughlin	78	16	34	50	38	12	5	0	3
Alan Haworth	76	23	26	49	48	19	4	0	2
Bengt Gustafsson	51	14	29	43	8	13	6	1	3
Gaetan Duchesne	67	15	23	38	32	16	0	1	1
Mike McEwen	56	11	7	38	42	22	4	0	3
Doug Jarvis	80	9	28	37	32	19	1	1	1
Bobby Gould	78	14	19	33	69	10	0	1	3
Bryan Erickson	57	15	13	28	23	11	1	0	1
Rod Langway	79	4	22	26	54	35	0	0	1
*Gary Sampson	46	10	15	25	13	20	0	1	0
Darren Veitch	75	3	18	21	37	31	2	0	0
Mark Taylor	56	8	11	19	21	-8	0	1	1
Washington	9	1	1	2	2	-1	0	0	0
Greg Adams	51	6	12	18	72	8	0	0	1
Lou Franceschetti	22	4	7	11	45	1	0	0	1
Peter Andersson	57	0	10	10	21	5	0	0	0
*Dean Evason	15	3	4	7	2	9	0	0	1
Paul Gardner	12	2	4	6	6	-1	2	0	0
Glen Currie	44	1	5	6	19	2	0	0	0
Timo Blomqvist	53	1	4	5	51	11	0	0	0
Jim McGeough	11	3	0	3	12	E	0	0	0
*Andre Hidi	6	2	1	3	9	2	1	0	0
Dave Shand	13	1	1	2	34	1	0	0	0
*Kevin Hatcher	2	1	0	1	0	1	0	1	0
Bob Mason	12	0	1	1	0	E	0	0	0
Pat Riffin	57	0	1	1	2	E	0	0	0
Mikko Leinonen	3	0	1	1	2	1	0	0	0
Al Jensen	14	0	0	0	6	E	0	0	0

Goaltender	GP	MIN	GA	SO	EN	GAA	W-L-T
Pat Riffin	57	3,388	168	2	6	2.98	28-20-7
Al Jensen	14	803	34	1	1	2.54	10-3-1
*Bob Mason	12	661	31	1	0	2.81	8-2-1

* Indicates rookie

46-25-9, 101 points

Date	Opponent	Result	Record	Pts
10/11	@ Philadelphia	T 2-2*	0-0-1	1
10/13	Philadelphia	L 2-4	0-1-1	1
10/14	@ Chicago	W 5-3	1-1-1	3
10/16	Los Angeles	W 5-3	2-1-1	5
10/20	NY Rangers	L 5-6	2-2-1	5
10/24	@ Edmonton	T 3-3*	2-2-2	6
10/25	@ Calgary	L 3-5	2-3-2	6
10/28	@ Vancouver	W 5-2	3-3-2	8
10/30	Calgary	W 4-3*	4-3-2	10
11/3	New Jersey	W 6-4	5-3-2	12
11/7	@ NY Rangers	L 3-4	5-4-2	12
11/9	Edmonton	L 5-8	5-5-2	12
11/10	@ New Jersey	T 2-2*	5-5-3	13
11/13	Minnesota	T 3-3*	5-5-4	14
11/16	@ Buffalo	L 2-3	5-6-4	14
11/17	Buffalo	W 3-2	6-6-4	16
11/20	@ NY Islanders	L 3-5	6-7-4	16
11/21	@ Pittsburgh	T 3-3*	6-7-5	17
11/23	NY Islanders	L 1-5	6-8-5	17
11/25	Chicago	W 5-0	7-8-5	19
11/27	@ Quebec	W 9-2	8-8-5	21
11/28	@ NY Rangers	W 2-1	9-8-5	23
12/1	@ Boston	W 5-4*	10-8-5	25
12/2	Pittsburgh	W 9-1	11-8-5	27
12/4	New Jersey	W 4-1	12-8-5	29
12/7	Winnipeg	L 5-7	12-9-5	29
12/9	Detroit	W 4-0	13-9-5	31
12/11	@ St. Louis	T 3-3*	13-9-6	32
12/12	@ Minnesota	W 3-2	14-9-6	34
12/15	NY Rangers	W 4-2	15-9-6	36
12/16	@ NY Rangers	W 6-3	16-9-6	38
12/18	@ Quebec	W 4-1	17-9-6	40
12/20	@ Montreal	T 2-2*	17-9-7	41
12/22	St. Louis	W 7-5	18-9-7	43
12/23	@ Philadelphia	L 4-7	18-10-7	43
12/26	Philadelphia	W 6-0	19-10-7	45
12/27	@ NY Islanders	W 5-4*	20-10-7	47
12/29	Hartford	W 3-2	21-10-7	49
1/1	Boston	W 5-1	22-10-7	51
1/4	Quebec	L 3-5	22-11-7	51
1/8	@ Detroit	W 4-2	23-11-7	53
1/9	@ St. Louis	W 4-2	24-11-7	55
1/12	@ New Jersey	L 3-5	24-12-7	55
1/14	Minnesota	W 6-3	25-12-7	57
1/16	@ Pittsburgh	W 5-4	26-12-7	59
1/17	Pittsburgh	W 6-2	27-12-7	61
1/19	NY Rangers	W 7-1	28-12-7	63
1/23	@ Chicago	W 3-2	29-12-7	65
1/26	@ NY Islanders	W 5-1	30-12-7	67
1/27	NY Islanders	W 5-2	31-12-7	69
1/29	@ Detroit	L 3-4	31-13-7	69
2/1	Toronto	T 3-3*	31-13-8	70
2/3	Winnipeg	W 6-2	32-13-8	72
2/5	@ Toronto	W 4-1	33-13-8	74
2/8	Los Angeles	W 6-1	34-13-8	76
2/9	Philadelphia	L 4-5	34-14-8	76
2/13	@ Winnipeg	L 3-5	34-15-8	76
2/14	@ Calgary	W 4-3	35-15-8	78
2/16	@ Los Angeles	L 2-5	35-16-8	78
2/21	@ Vancouver	W 6-2	36-16-8	80
2/23	@ Edmonton	T 3-3*	36-16-9	81
2/26	Vancouver	W 3-2	37-16-9	83
2/28	@ NY Rangers	W 5-4	38-16-9	85
3/2	Buffalo	L 0-4	38-17-9	85
3/5	New Jersey	W 4-1	39-17-9	87
3/7	@ Philadelphia	L 6-9	39-18-9	87
3/8	Philadelphia	L 2-4	39-19-9	87
3/10	Boston	L 2-3	39-20-9	87
3/14	Toronto	W 4-0	40-20-9	89
3/16	@ NY Islanders	L 4-6	40-21-9	89
3/19	New Jersey	W 4-1	41-21-9	91
3/21	@ Montreal	L 2-3	41-22-9	91
3/22	Montreal	W 3-1	42-22-9	93
3/24	Pittsburgh	W 7-3	43-22-9	95
3/27	Hartford	L 1-3	43-23-9	95
3/28	@ New Jersey	L 2-3	43-24-9	95
3/30	NY Islanders	W 4-3	44-24-9	97
4/4	@ Hartford	L 0-2	44-25-9	97
4/6	@ Pittsburgh	W 7-4	45-25-9	99
4/7	Pittsburgh	W 7-3	46-25-9	101

* Denotes overtime game

1983-84

	W	L	T	PTS
Home	26	11	3	55
Away	22	16	2	46
1st Half	18	19	3	39
2nd Half	30	8	2	62
October	5	7	0	10
November	6	6	1	13
December	7	6	1	15
January	9	2	2	20
February	9	4	0	18
March	11	2	1	23
April	1	0	0	2

Head Coach
Bryan Murray



DOUG JARVIS

Player	GP	G	A	PTS	PIM	+/-	PP	SH	GW
Mike Gartner	80	40	45	85	90	22	8	0	7
Dave Christian	80	29	52	81	28	26	9	0	6
Bengt Gustafsson	69	32	43	75	16	29	8	0	5
Bob Carpenter	80	28	40	68	51	E	8	0	5
Alan Haworth	75	24	31	55	52	14	7	0	5
Craig Laughlin	80	20	32	52	69	4	7	0	3
Larry Murphy	78	13	36	49	50	8	2	0	2
Washington	72	13	33	46	50	12	2	0	2
Scott Stevens	78	13	32	45	201	26	7	0	2
Doug Jarvis	80	13	29	42	12	7	0	2	0
Bobby Gould	78	21	19	40	74	-2	4	0	4
Gaetan Duchesne	79	17	19	36	29	15	3	2	1
Glen Currie	80	12	24	36	20	9	0	2	2
Rod Langway	80	9	24	33	61	14	1	2	2
*Bryan Erickson	45	12	17	29	16	10	4	0	2
Darren Veitch	46	6	18	24	17	E	4	0	0
Timo Blomqvist	65	1	19	20	84	17	0	0	0
Dave Shand	72	4	15	19	124	23	0	0	0
Chris Valentine	22	6	5	11	21	-8	2	0	1
*Peter Andersson	42	3	7	10	20	12	2	0	0
Greg Adams	57	2	6	8	133	1	0	0	0
Gary McAdam	24	1	5	6	12	E	0	0	1
Greg Theberge	13	1	2	3	4	-4	1	0	0
*Gary Sampson	15	1	1	2	6	1	0	0	0
Paul MacKinnon	12	0	1	1	4	-7	0	0	0
Brian Engblom	6	0	1	1	8	-4	0	0	0
Ken Houston	4	0	0	0	4	-2	0	0	0
Al Jensen	43	0	0	0	22	E	0	0	0
Pat Riggan	41	0	0	0	4	E	0	0	0
*Dean Evason	2	0	0	0	2	E	0	0	0
Lou Franceschetti	2	0	0	0	0	-2	0	0	0
*Andre Hidi	1	0	0	0	0	E	0	0	0

Goaltender	GP	MIN	GA	SO	EN	GAA	W-L-T
Al Jensen	43	2,414	117	4	3	2.91	25-13-3
Pat Riggan	41	2,299	102	4	1	2.66	21-14-2
Bob Mason	2	120	3	0	0	1.50	2-0-0
Dave Parro	1	1	0	0	0	0.00	0-0-0

* Indicates rookie

48-27-5, 101 points

Date	Opponent	Result	Record	Pts
10/6	@ Philadelphia	L 1-4	0-1-0	0
10/8	NY Islanders	L 7-8*	0-2-0	0
10/9	@ Buffalo	L 2-5	0-3-0	0
10/13	@ NY Rangers	L 3-4	0-4-0	0
10/14	Pittsburgh	L 0-4	0-5-0	0
10/16	Quebec	L 2-4	0-6-0	0
10/19	@ Hartford	L 0-3	0-7-0	0
10/22	Philadelphia	W 4-1	1-7-0	2
10/25	@ Pittsburgh	W 1-0	2-7-0	4
10/26	@ New Jersey	W 2-0	3-7-0	6
10/29	@ Minnesota	W 6-1	4-7-0	8
10/30	@ Winnipeg	W 7-3	5-7-0	10
11/2	@ Edmonton	L 3-11	5-8-0	10
11/4	Vancouver	W 5-4*	6-8-0	12
11/6	Detroit	W 3-2	7-8-0	14
11/9	Edmonton	L 4-7	7-9-0	14
11/12	NY Rangers	W 7-4	8-9-0	16
11/13	@ Boston	L 2-4	8-10-0	16
11/16	@ NY Rangers	L 1-4	8-11-0	16
11/18	NY Islanders	W 7-1	9-11-0	18
11/19	@ NY Islanders	L 2-6	9-12-0	18
11/23	Chicago	T 2-2*	9-12-1	19
11/25	NY Rangers	W 3-1	10-12-1	21
11/26	@ Montreal	W 5-2	11-12-1	23
11/29	@ Quebec	L 3-6	11-13-1	23
12/1	New Jersey	W 8-4	12-13-1	25
12/2	@ New Jersey	T 2-2*	12-13-2	26
12/4	Boston	L 1-4	12-14-2	26
12/7	@ NY Rangers	L 5-7	12-15-2	26
12/8	Calgary	W 4-3	13-15-2	28
12/10	Montreal	W 2-0	14-15-2	30
12/15	@ Philadelphia	L 4-9	14-16-2	30
12/17	@ Toronto	W 3-1	15-16-2	32
12/18	Los Angeles	W 5-0	16-16-2	34
12/22	@ NY Islanders	L 1-6	16-17-2	34
12/23	NY Islanders	W 7-3	17-17-2	36
12/26	Philadelphia	L 4-5	17-18-2	36
12/28	Detroit	L 2-3*	17-19-2	36
12/31	@ New Jersey	W 3-2	18-19-2	38
1/2	NY Rangers	T 2-2*	18-19-3	39
1/5	St. Louis	W 5-1	19-19-3	41
1/7	Buffalo	L 2-4	19-20-3	41
1/8	@ Philadelphia	W 7-1	20-20-3	43
1/11	@ Los Angeles	W 4-2	21-20-3	45
1/13	@ Vancouver	W 6-4	22-20-3	47
1/15	@ Calgary	L 2-3	22-21-3	47
1/17	Winnipeg	W 8-3	23-21-3	49
1/20	Chicago	W 5-3	24-21-3	51
1/21	@ Pittsburgh	W 3-2	25-21-3	53
1/25	@ Buffalo	T 2-2*	25-21-4	54
1/27	Toronto	W 6-1	26-21-4	56
1/28	@ Toronto	W 8-0	27-21-4	58
2/2	@ New Jersey	W 2-0	28-21-4	60
2/3	Montreal	W 4-1	29-21-4	62
2/5	Edmonton	W 9-2	30-21-4	64
2/8	Calgary	W 6-1	31-21-4	66
2/11	Philadelphia	W 6-3	32-21-4	68
2/13	@ Minnesota	W 4-0	33-21-4	70
2/16	@ Los Angeles	W 4-2	34-21-4	72
2/18	@ St. Louis	W 4-2	35-21-4	74
2/19	@ Winnipeg	L 3-4*	35-22-4	74
2/22	@ Chicago	L 2-4	35-23-4	74
2/25	@ Detroit	L 1-4	35-24-4	74
2/26	@ Hartford	W 4-3	36-24-4	76
2/28	Vancouver	L 2-3	36-25-4	76
3/1	Pittsburgh	W 9-1	37-25-4	78
3/3	NY Rangers	W 5-1	38-25-4	80
3/5	@ Pittsburgh	W 5-2	39-25-4	82
3/7	Hartford	W 4-2	40-25-4	84
3/9	Quebec	W 5-3	41-25-4	86
3/11	@ Boston	W 2-1	42-25-4	88
3/14	New Jersey	T 3-3*	42-25-5	89
3/17	@ NY Islanders	W 2-1	43-25-5	91
3/18	St. Louis	L 3-5	43-26-5	91
3/21	Minnesota	W 5-1	44-26-5	93
3/24	Pittsburgh	W 6-0	45-26-5	95
3/25	@ Pittsburgh	W 4-3	46-26-5	97
3/28	New Jersey	W 6-2	47-26-5	99
3/31	NY Islanders	L 1-3	47-27-5	99
4/1	@ Philadelphia	W 4-1	48-27-5	101

* Denotes overtime game

1982-83

	W	L	T	PTS
Home	22	12	6	50
Away	17	13	10	44
1st Half	19	11	10	48
2nd Half	20	14	6	46
October	3	6	1	7
November	5	3	5	15
December	9	1	4	22
January	7	6	2	16
February	6	4	2	14
March	8	4	2	18
April	1	1	0	2

Head Coach
Bryan Murray



MIKE GARTNER

Player	GP	G	A	PTS	PIM	+/-	PP	SH	GW
Dennis Maruk	80	31	50	81	71	-21	12	0	2
Mike Gartner	73	38	38	76	54	-2	10	1	3
Bob Carpenter	80	32	37	69	64	E	14	0	4
Bengt Gustafsson	67	22	42	64	16	9	2	0	4
Alan Haworth	74	23	27	50	34	-5	5	0	2
*Milan Novy	73	18	30	48	16	1	3	0	3
Craig Laughlin	75	17	27	44	41	-7	5	0	3
Bobby Gould	80	22	18	40	43	16	0	0	6
Ken Houston	71	25	14	39	93	-8	9	0	0
Glen Currie	68	11	28	39	20	18	0	0	2
Gaetan Duchesne	77	18	19	37	52	15	0	1	6
Greg Theberge	70	8	28	36	20	-3	7	0	1
Rod Langway	80	3	29	32	75	0	1	0	0
Doug Jarvis	80	8	22	30	10	-12	0	1	0
Brian Engblom	73	5	22	27	59	-4	4	0	0
*Scott Stevens	77	9	16	25	195	14	0	0	0
Timo Blomqvist	61	1	17	18	67	15	1	0	1
Chris Valentine	23	7	10	17	14	-2	1	0	1
Ted Bulley	39	4	9	13	47	-3	0	0	1
Darren Veitch	10	0	8	8	0	-1	0	0	0
Randy Holt	70	0	8	8	275	-7	0	0	0
Paul MacKinnon	19	2	2	4	8	1	1	0	0
Torrie Robertson	5	2	0	2	4	-2	0	0	0
Lee Norwood	8	0	1	1	14	-3	0	0	0
Doug Hicks	6	0	0	0	7	-3	0	0	0
Al Jensen	40	0	0	0	6	E	0	0	0
Pat Riggan	38	0	0	0	4	E	0	0	0
*Eric Calder	1	0	0	0	0	E	0	0	0

Goaltender	GP	MIN	GA	SO	EN	GAA	W-L-T
Al Jensen	40	2,358	135	1#	1	3.43	22-12-6
Pat Riggan	38	2,161	121	0#	4	3.36	16-9-9
Dave Parro	6	261	19	0	1	4.37	1-3-1
Robbie Moore	1	20	1	0	1	3.00	0-1-0

Shared team shutout on 4/3

* Indicates rookie

39-25-16, 94 points

Date	Opponent	Result	Record	Pts
10/6	@ NY Rangers	W 5-4	1-0-0	2
10/9	Philadelphia	L 2-3	1-1-0	2
10/10	@ Philadelphia	L 4-6	1-2-0	2
10/13	@ Toronto	W 5-3	2-2-0	4
10/16	Buffalo	L 2-9	2-3-0	4
10/20	Montreal	T 3-3	2-3-1	5
10/21	@ NY Islanders	L 3-6	2-4-1	5
10/23	Minnesota	L 1-3	2-5-1	5
10/27	@ Pittsburgh	L 5-7	2-6-1	5
10/30	@ St. Louis	W 6-5	3-6-1	7
11/3	@ Chicago	T 3-3	3-6-2	8
11/5	St. Louis	L 3-4	3-7-2	8
11/7	Hartford	W 6-2	4-7-2	10
11/8	@ New Jersey	T 2-2	4-7-3	11
11/10	New Jersey	W 3-0	5-7-3	13
11/13	NY Islanders	W 3-1	6-7-3	15
11/16	Calgary	W 5-3	7-7-3	17
11/19	@ Winnipeg	T 3-3	7-7-4	18
11/21	@ Vancouver	L 3-5	7-8-4	18
11/23	@ Calgary	L 3-6	7-9-4	18
11/24	@ Edmonton	T 3-3	7-9-5	19
11/26	Toronto	W 5-3	8-9-5	21
11/28	NY Islanders	T 3-3	8-9-6	22
12/2	Pittsburgh	W 5-4	9-9-6	24
12/4	Chicago	W 4-2	10-9-6	26
12/7	Winnipeg	T 3-3	10-9-7	27
12/9	@ New Jersey	W 6-4	11-9-7	29
12/10	NY Rangers	T 4-4	11-9-8	30
12/12	Boston	W 4-3	12-9-8	32
12/14	Los Angeles	W 7-2	13-9-8	34
12/16	@ Minnesota	T 4-4	13-9-9	35
12/18	@ Pittsburgh	W 3-1	14-9-9	37
12/19	@ Philadelphia	W 3-1	15-9-9	39
12/23	@ NY Islanders	W 5-1	16-9-9	41
12/26	Philadelphia	L 3-6	16-10-9	41
12/28	Pittsburgh	W 6-3	17-10-9	43
12/30	@ Hartford	T 4-4	17-10-10	44
1/1	NY Rangers	L 2-7	17-11-10	44
1/2	@ Quebec	W 7-4	18-11-10	46
1/5	@ Detroit	W 5-2	19-11-10	48
1/6	Toronto	L 1-3	19-12-10	48
1/8	@ St. Louis	T 3-3	19-12-11	49
1/11	Los Angeles	L 7-9	19-13-11	49
1/14	@ Buffalo	L 2-3	19-14-11	49
1/15	Buffalo	L 2-4	19-15-11	49
1/18	Philadelphia	W 4-1	20-15-11	51
1/19	@ Chicago	W 6-4	21-15-11	53
1/21	Quebec	L 4-5	21-16-11	53
1/23	New Jersey	W 3-1	22-16-11	55
1/26	@ Pittsburgh	W 6-2	23-16-11	57
1/28	Pittsburgh	W 7-2	24-16-11	59
1/29	@ Montreal	T 3-3	24-16-12	60
2/1	Detroit	W 5-2	25-16-12	62
2/3	Minnesota	W 3-1	26-16-12	64
2/5	New Jersey	W 5-4	27-16-12	66
2/6	@ Quebec	T 4-4	27-16-13	67
2/10	@ NY Islanders	L 3-8	27-17-13	67
2/13	Winnipeg	W 6-1	28-17-13	69
2/16	@ NY Rangers	L 4-5	28-18-13	69
2/18	@ Vancouver	W 2-1	29-18-13	71
2/19	@ Los Angeles	T 3-3	29-18-14	72
2/23	@ Edmonton	L 3-6	29-19-14	72
2/24	@ Calgary	W 4-2	30-19-14	74
2/26	@ Montreal	L 1-4	30-20-14	74
3/2	Edmonton	L 3-5	30-21-14	74
3/3	@ NY Rangers	W 4-3	31-21-14	76
3/5	Philadelphia	W 4-3	32-21-14	78
3/8	@ New Jersey	W 5-4	33-21-14	80
3/12	@ NY Islanders	L 2-6	33-22-14	80
3/13	Boston	W 6-4	34-22-14	82
3/16	Hartford	W 5-4	35-22-14	84
3/17	@ Boston	W 2-1	36-22-14	86
3/20	@ Philadelphia	W 3-2	37-22-14	88
3/23	Vancouver	T 1-1	37-22-15	89
3/24	New Jersey	W 5-3	38-22-15	91
3/26	Pittsburgh	T 4-4	38-22-16	92
3/27	@ NY Rangers	L 4-5	38-23-16	92
3/30	NY Islanders	L 1-7	38-24-16	92
4/1	@ Detroit	L 7-8	38-25-16	92
4/3	NY Rangers	W 3-0	39-25-16	94

* Postponed from February 11 due to weather

1981-82

	W	L	T	PTS
Home	16	16	8	40
Away	10	25	5	25
1st Half	12	25	3	27
2nd Half	14	16	10	38
October	1	11	0	2
November	5	4	2	12
December	4	9	1	9
January	4	5	5	13
February	6	6	1	13
March	4	6	4	12
April	2	0	0	4

Head Coach

Gary Green: 1-12-0

Roger Crozier (Nov. 5): 0-1-0

Bryan Murray (Nov. 11): 25-28-13



BOB CARPENTER

Player	GP	G	A	PTS	PIM	+/-	PP	SH	GW
Dennis Maruk	80	60	76	136	128	-4	20	2	1
Ryan Walter	78	38	49	87	142	-3	19	1	3
Mike Gartner	80	35	45	80	121	-11	5	2	5
*Bob Carpenter	80	32	35	67	69	-23	7	1	3
*Chris Valentine	60	30	37	67	92	-15	18	0	5
Bengt Gustafsson	70	26	34	60	40	-20	3	0	2
Darren Veitch	67	9	44	53	54	-17	5	0	1
Greg Theberge	57	5	32	37	49	-8	2	0	0
Bobby Gould	76	21	13	34	73	-5	1	0	2
Washington	60	18	13	31	69	-3	1	0	1
Rick Green	65	3	25	28	93	-12	1	0	0
Terry Murray	74	3	22	25	60	-14	0	0	0
Doug Hicks	51	3	21	24	66	-1	1	0	0
Washington	12	0	1	1	11	-7	0	0	0
*Gaetan Duchesne	74	9	14	23	46	-6	0	0	1
*Torrie Robertson	54	8	13	21	204	-1	3	0	0
Lee Norwood	28	7	10	17	127	8	3	0	1
Washington	26	7	10	17	125	7	3	0	1
Tim Tookey	28	8	8	16	3	-9	5	0	0
Glen Currie	43	7	7	14	14	-2	0	1	0
Wes Jarvis	26	1	12	13	18	5	0	0	0
*Lou Franceschetti	30	2	10	12	23	-4	0	0	1
*Timo Blomqvist	44	1	11	12	62	-17	0	0	0
Paul MacKinnon	39	2	9	11	35	-10	0	0	0
Randy Holt	61	2	6	8	259	-11	0	0	0
Washington	53	2	6	8	250	-7	0	0	0
Jim McTaggart	19	2	4	6	20	-2	0	1	1
Tony Cassolato	12	1	4	5	4	1	0	0	0
Bob Kelly	16	0	4	4	12	-12	0	0	0
*Todd Bidner	12	2	1	3	7	E	0	0	1
Jean Pronovost	10	1	2	3	4	-7	0	0	0
Alan Hangsleben	17	1	1	2	19	-3	0	0	0
Tom Rowe	6	1	1	2	18	E	0	0	0
Howard Walker	16	0	2	2	26	-9	0	0	0
*Al Jensen	26	0	2	2	6	E	0	0	0
*Mike Siltala	3	1	0	1	2	-1	0	0	0
Mike Palmateer	11	0	1	1	6	E	0	0	0
Dave Parro	52	0	1	1	4	E	0	0	0
Pierre Bouchard	1	0	0	0	10	-2	0	0	0
*Tony Camazzola	3	0	0	0	4	1	0	0	0
*Jay Johnston	6	0	0	0	4	-2	0	0	0
*Harvie Pocza	2	0	0	0	2	-2	0	0	0
*Eric Calder	1	0	0	0	0	E	0	0	0
Errol Rausse	2	0	0	0	0	-2	0	0	0
*Jim McGeough	4	0	0	0	0	-2	0	0	0
Goaltender	GP	MIN	GA	SO	EN	GAA	W-L-T		
Al Jensen	26	1,274	81	0	0	3.81	8-8-4		
Dave Parro	52	2,942	206	1	4	4.20	16-26-7		
Mike Palmateer	11	584	47	0	0	4.83	2-7-2		

* Indicates rookie


26-41-13, 65 points

Date	Opponent	Result	Record	Pts
10/7	@ Buffalo	L 3-5	0-1-0	0
10/10	Detroit	W 6-3	1-1-0	2
10/11	@ Boston	L 3-6	1-2-0	2
10/14	Philadelphia	L 4-5	1-3-0	2
10/15	@ Philadelphia	L 2-5	1-4-0	2
10/17	Buffalo	L 2-4	1-5-0	2
10/21	Quebec	L 3-6	1-6-0	2
10/23	NY Islanders	L 2-4	1-7-0	2
10/24	@ NY Islanders	L 4-6	1-8-0	2
10/28	@ Vancouver	L 0-3	1-9-0	2
10/29	@ Los Angeles	L 3-4	1-10-0	2
10/31	@ Colorado	L 4-6	1-11-0	2
11/4	Minnesota	L 1-6	1-12-0	2
11/7	NY Rangers	L 1-3	1-13-0	2
11/11	Pittsburgh	L 2-3	1-14-0	2
11/13	Detroit	T 3-3	1-14-1	3
11/14	@ Hartford	W 4-0	2-14-1	5
11/18	Colorado	W 7-1	3-14-1	7
11/21	Philadelphia	W 10-4	4-14-1	9
11/22	@ Philadelphia	W 3-2	5-14-1	11
11/25	@ Minnesota	T 4-4	5-14-2	12
11/27	Montreal	W 5-2	6-14-2	14
11/28	@ Hartford	L 2-6	6-15-2	14
12/2	Calgary	W 9-3	7-15-2	16
12/4	Winnipeg	W 7-3	8-15-2	18
12/5	@ Toronto	L 4-9	8-16-2	18
12/9	@ Chicago	L 3-7	8-17-2	18
12/11	Toronto	W 11-2	9-17-2	20
12/12	@ Pittsburgh	L 4-7	9-18-2	20
12/14	@ Montreal	L 3-6	9-19-2	20
12/17	@ NY Islanders	L 1-4	9-20-2	20
12/19	Chicago	L 4-6	9-21-2	20
12/20	@ NY Rangers	W 3-2	10-21-2	22
12/23	Boston	L 4-7	10-22-2	22
12/26	NY Rangers	T 4-4	10-22-3	23
12/27	@ Buffalo	L 2-3	10-23-3	23
12/30	@ Pittsburgh	L 2-6	10-24-3	23
1/2	Vancouver	W 5-2	11-24-3	25
1/3	@ NY Rangers	W 4-3	12-24-3	27
1/5	@ Quebec	L 0-3	12-25-3	27
1/7	Los Angeles	T 3-3	12-25-4	28
1/9	@ St. Louis	L 4-7	12-26-4	28
1/13	Edmonton	T 6-6	12-26-5	29
1/16	@ Detroit	T 5-5	12-26-6	30
1/17	NY Islanders	T 2-2	12-26-7	31
1/20	@ Winnipeg	L 0-3	12-27-7	31
1/23	@ Boston	L 1-3	12-28-7	31
1/24	@ NY Rangers	T 4-4	12-28-8	32
1/27	NY Rangers	L 4-5	12-29-8	32
1/30	Chicago	W 5-2	13-29-8	34
1/31	Pittsburgh	W 8-3	14-29-8	36
2/2	@ NY Islanders	L 6-7	14-30-8	36
2/4	NY Islanders	L 2-5	14-31-8	36
2/6	@ Pittsburgh	W 6-4	15-31-8	38
2/7	Quebec	T 5-5	15-31-9	39
2/11	@ Calgary	W 5-3	16-31-9	41
2/12	@ Edmonton	L 3-5	16-32-9	41
2/14	@ Colorado	L 3-5	16-33-9	41
2/17	@ Los Angeles	W 5-2	17-33-9	43
2/20	@ Minnesota	L 3-7	17-34-9	43
2/21	@ Winnipeg	W 6-3	18-34-9	45
2/25	St. Louis	W 9-1	19-34-9	47
2/27	Hartford	W 7-1	20-34-9	49
2/28	Edmonton	L 1-4	20-35-9	49
3/3	St. Louis	W 8-4	21-35-9	51
3/5	Calgary	W 8-6	22-35-9	53
3/7	@ Philadelphia	L 1-7	22-36-9	53
3/10	Pittsburgh	L 2-7	22-37-9	53
3/13	Philadelphia	W 6-3	23-37-9	55
3/14	@ NY Rangers	T 5-5	23-37-10	56
3/17	Vancouver	T 6-6	23-37-11	57
3/20	NY Rangers	L 3-4	23-38-11	57
3/21	NY Islanders	L 2-3	23-39-11	57
3/23	@ NY Islanders	L 1-8	23-40-11	57
3/25	@ Philadelphia	W 4-3	24-40-11	59
3/27	Philadelphia	T 4-4	24-40-12	60
3/28	Pittsburgh	L 5-6	24-41-12	60
3/31	@ Pittsburgh	T 4-4	24-41-13	61
4/3	@ Toronto	W 6-4	25-41-13	63
4/4	Montreal	W 3-1	26-41-13	65

1980-81

	W	L	T	PTS
Home	16	17	7	39
Away	10	19	11	31
1st Half	13	16	11	37
2nd Half	13	20	7	33
October	3	4	3	9
November	5	2	6	16
December	5	7	2	12
January	5	8	1	11
February	1	7	4	6
March	5	7	2	12
April	2	1	0	4

Head Coach
Gary Green



DENNIS MARUK

Player	GP	G	A	PTS	PIM	+/-	PP	SH	GW
Dennis Maruk	80	50	47	97	87	-7	16	2	5
Mike Gartner	80	48	46	94	100	-5	13	0	3
Ryan Walter	80	24	45	69	150	-9	4	0	1
Bob Kelly	80	26	36	62	157	-13	8	0	4
Jean Pronovost	80	22	36	58	61	-9	6	1	4
Bengt Gustafsson	72	21	34	55	26	11	4	2	1
Dennis Ververgaert	79	14	27	41	40	-5	2	0	2
Rick Green	65	8	23	31	91	-15	2	0	1
*Darren Veitch	59	4	21	25	46	-12	1	0	1
Alan Hangsleben	76	5	19	24	198	-7	0	0	0
*Tim Tookey	29	10	13	23	18	-6	6	0	1
Wes Jarvis	55	9	14	23	30	-9	0	1	0
Paul Mulvey	55	7	14	21	166	-9	1	0	0
Glen Currie	40	5	13	18	16	-5	2	1	0
Guy Charron	47	5	13	18	2	-4	2	1	0
Pat Ribble	67	3	15	18	103	-13	3	0	1
Rolf Edberg	45	8	8	16	6	1	0	0	0
*Howard Walker	64	2	10	12	100	9	2	0	0
Rick Smith	51	5	6	11	42	2	2	0	2
Washington	40	5	4	9	36	7	2	0	2
Pierre Bouchard	50	3	7	10	28	-18	0	0	0
Mike Palmateer	49	0	8	8	17	E	0	0	0
*Jim McTaggart	52	1	6	7	185	-5	0	0	0
Yvon Labre	25	2	4	6	100	-2	0	0	0
Mark Lofthouse	3	1	1	2	4	E	0	0	0
Errol Rausse	5	1	1	2	0	1	0	0	0
Greg Theberge	1	1	0	1	0	-2	0	0	0
*Archie Henderson	7	1	0	1	28	-1	0	0	0
*Dwayne Lowdermilk	2	0	1	1	2	-1	0	0	0
*Dave Parro	18	0	1	1	2	E	0	0	0
*Jay Johnston	2	0	0	0	9	E	0	0	0
Tony Cassolato	2	0	0	0	0	E	0	0	0
*Torrie Robertson	3	0	0	0	0	-2	0	0	0
Paul MacKinnon	14	0	0	0	22	5	0	0	0
Wayne Stephenson	20	0	0	0	4	E	0	0	0
Rollie Boutin	2	0	0	0	0	E	0	0	0
Gary Inness	3	0	0	0	0	E	0	0	0

Goaltender	GP	MIN	GA	SO	EN	GAA	W-L-T
Mike Palmateer	49	2,679	172	2	6	3.85	18-19-9
Wayne Stephenson	20	1,010	66	1	0	3.92	4-7-5
*Dave Parro	18	811	49	1	2	3.63	4-7-2
Gary Inness	3	180	9	0	1	3.00	0-1-2
Rollie Boutin	2	120	11	0	1	5.50	0-2-0

* Indicates rookie

26-36-18, 70 points

Date	Opponent	Result	Record	Pts
10/10	Winnipeg	W 4-1	1-0-0	2
10/12	NY Islanders	L 1-2	1-1-0	2
10/15	Montreal	T 3-3	1-1-1	3
10/18	NY Rangers	W 8-2	2-1-1	5
10/19	@ Chicago	L 4-8	2-2-1	5
10/21	Chicago	W 2-0	3-2-1	7
10/24	St. Louis	L 2-3	3-3-1	7
10/25	@ St. Louis	T 3-3	3-3-2	8
10/29	@ Los Angeles	L 2-4	3-4-2	8
10/30	@ Colorado	T 5-5	3-4-3	9
11/1	@ Edmonton	T 2-2	3-4-4	10
11/2	@ Winnipeg	T 4-4	3-4-5	11
11/5	Los Angeles	L 3-5	3-5-5	11
11/8	Buffalo	T 3-3	3-5-6	12
11/9	@ Buffalo	T 3-3	3-5-7	13
11/12	@ Pittsburgh	W 3-1	4-5-7	15
11/15	@ Hartford	W 8-4	5-5-7	17
11/18	@ Quebec	L 2-6	5-6-7	17
11/20	Calgary	W 4-2	6-6-7	19
11/22	Boston	T 2-2	6-6-8	20
11/26	@ Detroit	T 7-7	6-6-9	21
11/28	Toronto	W 6-2	7-6-9	23
11/29	@ Toronto	W 7-3	8-6-9	25
12/3	Minnesota	T 3-3	8-6-10	26
12/6	Colorado	W 8-6	9-6-10	28
12/7	@ Boston	L 3-7	9-7-10	28
12/9	Vancouver	L 2-4	9-8-10	28
12/10	@ NY Rangers	L 2-6	9-9-10	28
12/12	Pittsburgh	L 2-6	9-10-10	28
12/14	Detroit	L 4-5	9-11-10	28
12/17	Edmonton	W 5-2	10-11-10	30
12/20	Philadelphia	L 2-5	10-12-10	30
12/21	@ Philadelphia	W 6-0	11-12-10	32
12/26	NY Rangers	W 7-3	12-12-10	34
12/27	@ Montreal	L 4-7	12-13-10	34
12/30	@ Vancouver	T 3-3	12-13-11	35
12/31	@ Winnipeg	W 5-3	13-13-11	37
1/3	@ Minnesota	L 0-3	13-14-11	37
1/4	Philadelphia	L 1-8	13-15-11	37
1/7	@ Edmonton	L 3-6	13-16-11	37
1/8	@ Calgary	L 0-6	13-17-11	37
1/10	@ Minnesota	L 2-3	13-18-11	37
1/12	@ Colorado	W 2-1	14-18-11	39
1/15	Los Angeles	W 3-0	15-18-11	41
1/17	@ NY Islanders	L 4-6	15-19-11	41
1/18	Hartford	W 3-2	16-19-11	43
1/21	Minnesota	L 1-2	16-20-11	43
1/24	Buffalo	L 4-7	16-21-11	43
1/27	Winnipeg	W 4-3	17-21-11	45
1/29	Vancouver	W 3-1	18-21-11	47
1/31	@ Pittsburgh	T 4-4	18-21-12	48
2/1	Edmonton	W 7-4	19-21-12	50
2/3	@ Vancouver	T 3-3	19-21-13	51
2/5	@ Calgary	L 2-5	19-22-13	51
2/7	@ Los Angeles	T 4-4	19-22-14	52
2/12	@ Buffalo	L 3-6	19-23-14	52
2/14	@ Montreal	L 1-6	19-24-14	52
2/18	Chicago	T 5-5	19-24-15	53
2/21	@ NY Rangers	L 4-6	19-25-15	53
2/22	Quebec	L 7-11	19-26-15	53
2/25	@ Chicago	T 2-2	19-26-16	54
2/26	Pittsburgh	L 5-7	19-27-16	54
2/28	@ St. Louis	L 4-7	19-28-16	54
3/3	Calgary	L 3-6	19-29-16	54
3/4	@ Quebec	L 4-7	19-30-16	54
3/8	Toronto	W 7-3	20-30-16	56
3/10	Colorado	W 4-3	21-30-16	58
3/11	@ Hartford	W 5-2	22-30-16	60
3/13	Boston	L 1-7	22-31-16	60
3/14	@ Toronto	L 3-5	22-32-16	60
3/18	Quebec	L 4-6	22-33-16	60
3/21	St. Louis	T 3-3	22-33-17	61
3/22	Montreal	T 2-2	22-33-18	62
3/24	@ Philadelphia	W 5-2	23-33-18	64
3/26	@ Detroit	W 2-0	24-33-18	66
3/27	Hartford	L 3-5	24-34-18	66
3/29	NY Islanders	L 4-5	24-35-18	66
4/2	@ Boston	W 3-2	25-35-18	68
4/4	@ NY Islanders	L 1-4	25-36-18	68
4/5	Detroit	W 7-2	26-36-18	70

1979-80

	W	L	T	PTS
Home	20	14	6	46
Away	7	26	7	21
1st Half	11	23	6	28
2nd Half	16	17	7	39
October	3	6	1	7
November	1	10	3	5
December	5	7	1	11
January	4	5	3	11
February	6	5	2	14
March	7	6	2	16
April	1	1	1	3

Head Coach

Dan Belisle: 4-10-2

Gary Green (Nov. 14): 23-30-11



BENGT GUSTAFSSON

Player	GP	G	A	PTS	PIM	+/-	PP	SH	GW
Mike Gartner	77	36	32	68	66	15	4	0	3
Ryan Walter	80	24	42	66	106	-1	12	1	1
*Bengt Gustafsson	80	22	38	60	17	-17	6	1	3
Robert Picard	78	11	43	54	122	-21	5	0	1
Rolf Edberg	63	23	23	46	12	-5	4	1	7
Alan Hangsleben	74	13	22	35	114	10	2	0	2
Washington	37	10	7	17	45	1	2	0	1
Paul Mulvey	77	15	19	34	240	-8	2	0	3
Mark Lofthouse	68	15	18	33	20	-4	1	0	1
Bob Sirois	49	15	17	32	18	-5	4	1	2
Guy Charron	33	11	20	31	6	-2	5	0	1
Dennis Maruk	27	10	17	27	8	E	1	1	0
Wes Jarvis	63	11	15	26	8	-3	0	0	0
Rick Green	71	4	20	24	52	-10	0	0	1
*Antero Lehtonen	65	9	12	21	14	-4	2	0	1
Mike Kaszycki	28	7	10	17	10	-5	1	0	0
Leif Svensson	47	4	11	15	21	-10	0	0	0
Pierre Bouchard	54	5	9	14	16	-7	0	0	0
*Paul MacKinnon	63	1	11	12	22	-1	0	0	0
Pat Ribble	55	2	9	11	52	-15	0	0	0
Washington	19	1	5	6	30	2	0	0	0
*Errol Rausse	24	6	2	8	0	4	0	0	0
Peter Scamurra	23	3	5	8	6	-1	1	0	0
Greg Polis	28	1	5	6	19	-6	0	0	0
Yvon Labre	18	0	5	5	38	3	0	0	0
*Tim Coulis	19	1	2	3	27	-6	0	0	0
*Glen Currie	32	2	0	2	2	-2	0	0	0
Dennis Hextall	15	1	1	2	49	-5	0	0	0
Wayne Stephenson	56	0	2	2	20	E	0	0	0
Tony Cassolato	9	0	2	2	0	2	0	0	0
*Brent Tremblay	9	1	0	1	6	1	0	0	0
Gary Rissling	11	0	1	1	49	-6	0	0	0
*Rollie Boutin	18	0	1	1	6	E	0	0	0
*Greg Theberge	12	0	1	1	0	-3	0	0	0
Gary Inness	14	0	0	0	2	E	0	0	0
*Harvie Poczca	1	0	0	0	0	E	0	0	0

Goaltender	GP	MIN	GA	SO	EN	GAA	W-L-T
Wayne Stephenson	56	3,146	187	0	5	3.57	18-24-10
*Rollie Boutin	18	927	54	0	0	3.50	7-7-1
Gary Inness	14	727	44	0	3	3.63	2-9-2

* Indicates rookie

27-40-13, 67 points

Date	Opponent	Result	Record	Pts
10/11	@ Buffalo	L 3-6	0-1-0	0
10/13	Boston	L 2-5	0-2-0	0
10/14	@ NY Rangers	W 5-3	1-2-0	2
10/16	Los Angeles	W 8-6	2-2-0	4
10/19	Toronto	L 3-5	2-3-0	4
10/20	@ Pittsburgh	L 1-5	2-4-0	4
10/24	@ Los Angeles	L 3-5	2-5-0	4
10/27	@ Vancouver	L 3-5	2-6-0	4
10/28	@ Edmonton	W 6-4	3-6-0	6
10/30	Montreal	T 2-2	3-6-1	7
11/2	@ Winnipeg	T 1-1	3-6-2	8
11/3	@ Minnesota	L 1-7	3-7-2	8
11/5	@ Montreal	L 0-2	3-8-2	8
11/7	Winnipeg	W 6-3	4-8-2	10
11/10	Buffalo	L 3-5	4-9-2	10
11/13	Edmonton	L 3-5	4-10-2	10
11/15	@ Boston	L 2-3	4-11-2	10
11/16	Detroit	L 2-4	4-12-2	10
11/18	Atlanta	L 2-4	4-13-2	10
11/20	@ Colorado	T 3-3	4-13-3	11
11/21	@ Chicago	L 0-4	4-14-3	11
11/24	Buffalo	L 1-6	4-15-3	11
11/25	@ Quebec	T 2-2	4-15-4	12
11/28	Toronto	L 2-4	4-16-4	12
12/1	Quebec	W 7-2	5-16-4	14
12/2	@ Buffalo	L 0-2	5-17-4	14
12/4	Hartford	T 3-3	5-17-5	15
12/7	Pittsburgh	L 3-5	5-18-5	15
12/8	@ St. Louis	L 1-5	5-19-5	15
12/12	Minnesota	L 4-5	5-20-5	15
12/15	NY Rangers	W 5-4	6-20-5	17
12/19	@ Hartford	L 4-5	6-21-5	17
12/21	Vancouver	W 2-1	7-21-5	19
12/22	@ NY Islanders	L 1-2	7-22-5	19
12/26	@ Toronto	W 8-2	8-22-5	21
12/28	Chicago	W 6-2	9-22-5	23
12/30	@ NY Rangers	L 2-5	9-23-5	23
1/4	@ Hartford	W 6-3	10-23-5	25
1/5	@ Minnesota	T 2-2	10-23-6	26
1/11	Vancouver	W 7-4	11-23-6	28
1/12	@ NY Islanders	L 2-5	11-24-6	28
1/15	@ Philadelphia	L 4-7	11-25-6	28
1/16	Edmonton	L 2-5	11-26-6	28
1/19	Philadelphia	T 4-4	11-26-7	29
1/20	@ Quebec	L 2-3	11-27-7	29
1/22	Winnipeg	W 5-4	12-27-7	31
1/26	Quebec	T 1-1	12-27-8	32
1/27	NY Islanders	W 7-1	13-27-8	34
1/30	@ Chicago	L 2-5	13-28-8	34
2/1	@ Atlanta	L 2-4	13-29-8	34
2/2	NY Rangers	L 3-6	13-30-8	34
2/6	@ Detroit	T 2-2	13-30-9	35
2/8	@ Winnipeg	W 6-3	14-30-9	37
2/12	@ Los Angeles	W 5-2	15-30-9	39
2/15	@ Edmonton	L 2-8	15-31-9	39
2/16	@ Vancouver	W 5-3	16-31-9	41
2/19	Montreal	W 3-1	17-31-9	43
2/21	@ Atlanta	L 0-3	17-32-9	43
2/23	Chicago	W 6-2	18-32-9	45
2/24	@ Colorado	T 1-1	18-32-10	46
2/26	Los Angeles	W 5-3	19-32-10	48
2/28	@ Detroit	L 1-4	19-33-10	48
3/1	@ Montreal	L 3-6	19-34-10	48
3/2	Colorado	L 1-3	19-35-10	48
3/5	St. Louis	W 7-5	20-35-10	50
3/8	Hartford	W 9-5	21-35-10	52
3/9	NY Islanders	W 3-1	22-35-10	54
3/12	Boston	W 6-4	23-35-10	56
3/15	Detroit	W 5-2	24-35-10	58
3/16	@ Boston	T 3-3	24-35-11	59
3/18	Colorado	W 4-1	25-35-11	61
3/21	Minnesota	L 3-4	25-36-11	61
3/22	@ St. Louis	L 2-6	25-37-11	61
3/24	@ Toronto	L 1-6	25-38-11	61
3/26	St. Louis	W 4-2	26-38-11	63
3/29	Philadelphia	T 3-3	26-38-12	64
3/30	@ Pittsburgh	L 0-4	26-39-12	64
4/1	Pittsburgh	W 6-2	27-39-12	66
4/3	@ Philadelphia	L 2-4	27-40-12	66
4/5	Atlanta	T 4-4	27-40-13	67

1978-79

	W	L	T	PTS
Home	15	19	6	36
Away	9	22	9	27
1st Half	10	23	7	27
2nd Half	14	18	8	36
October	1	5	2	4
November	4	9	2	10
December	3	8	3	9
January	9	5	1	19
February	1	7	2	4
March	3	6	5	11
April	3	1	0	6

Head Coach
Dan Belisle



ROBERT PICARD

Player	GP	G	A	PTS	PIM	+/-	PP	SH	GW
Dennis Maruk	78	31	59	90	71	-15	6	2	3
Washington	76	31	59	90	71	-14	6	2	3
Guy Charron	80	28	42	70	24	-14	9	0	4
Robert Picard	77	21	44	65	85	3	8	0	2
Tom Rowe	69	31	30	61	137	-6	4	0	4
*Ryan Walter	69	28	28	56	70	-1	6	0	1
Bob Sirois	73	29	25	54	6	-6	9	0	3
*Rolf Edberg	76	14	27	41	6	11	1	0	2
Rick Green	71	8	33	41	62	-45	2	1	0
*Leif Svensson	74	2	29	31	28	-3	0	0	0
Bob Girard	79	9	15	24	36	-15	0	0	0
Mark Lofthouse	52	13	10	23	10	-11	1	0	0
Dennis Hextall	46	6	17	23	76	10	2	0	0
Washington	26	2	9	11	43	-13	0	0	0
Greg Polis	25	13	7	20	14	4	6	0	1
Washington	19	12	6	18	6	3	6	0	1
Blair Stewart	45	7	12	19	48	1	0	0	0
Gord Lane	64	3	15	18	147	-15	0	0	0
Yvon Labre	51	1	13	14	80	7	0	0	0
Michel Bergeron	30	7	6	13	7	-18	1	0	1
*Paul Mulvey	55	7	4	11	81	-18	1	0	1
Greg Carroll	24	5	6	11	12	-2	0	0	0
Peter Scamurra	30	3	5	8	12	-13	0	1	0
Jack Lynch	30	2	6	8	14	2	1	0	0
*Gary Rissling	26	3	3	6	127	-5	1	0	1
Gerry Meehan	18	2	4	6	0	-3	1	0	1
Bill Riley	24	2	2	4	64	-6	0	0	0
Ron Lalonde	18	1	3	4	4	-1	0	1	0
Eddy Godin	9	0	3	3	6	-2	0	0	0
Gary Inness	37	0	2	2	6	E	0	0	0
Chuck Arnason	13	0	2	2	4	-1	0	0	0
Craig Patrick	3	1	1	2	0	-1	0	0	0
Doug Patey	6	1	0	1	2	-2	0	0	0
Dave Forbes	2	0	1	1	2	E	0	0	0
Gord Smith	39	0	1	1	22	-7	0	0	0
Bryan Watson	20	0	1	1	36	-7	0	0	0
Jim Bedard	30	0	0	0	6	E	0	0	0
Bernie Wolfe	18	0	0	0	15	E	0	0	0
*Nelson Burton	3	0	0	0	13	-2	0	0	0
Mike Marson	4	0	0	0	0	-3	0	0	0
*Rollie Boutin	2	0	0	0	0	E	0	0	0
Rick Bragnalo	2	0	0	0	0	-1	0	0	0
*Brent Tremblay	1	0	0	0	0	E	0	0	0
Pierre Bouchard	1	0	0	0	0	1	0	0	0

Goaltender	GP	MIN	GA	SO	EN	GAA	W-L-T
Gary Inness	37	2,107	130	0	2	3.70	14-14-8
Jim Bedard	30	1,740	126	0	1	4.35	6-17-6
Bernie Wolfe	18	863	68	0	0	4.73	4-9-1
*Rollie Boutin	2	90	10	0	1	6.67	0-1-0

* Indicates rookie

24-41-15, 63 points

Date	Opponent	Result	Record	Pts
10/11	@ Los Angeles	W 4-2	1-0-0	2
10/13	@ Atlanta	T 3-3	1-0-1	3
10/14	Atlanta	L 3-6	1-1-1	3
10/18	Chicago	L 2-4	1-2-1	3
10/20	Los Angeles	L 4-6	1-3-1	3
10/21	@ Pittsburgh	L 1-5	1-4-1	3
10/25	@ Chicago	T 2-2	1-4-2	4
10/28	@ Los Angeles	L 1-5	1-5-2	4
11/1	Pittsburgh	W 6-4	2-5-2	6
11/2	@ Montreal	L 2-4	2-6-2	6
11/4	@ NY Islanders	L 1-4	2-7-2	6
11/5	Detroit	T 3-3	2-7-3	7
11/8	Montreal	L 0-6	2-8-3	7
11/9	@ Boston	L 2-6	2-9-3	7
11/11	Buffalo	L 0-2	2-10-3	7
11/14	Atlanta	W 8-7	3-10-3	9
11/15	@ Minnesota	W 3-2	4-10-3	11
11/17	NY Islanders	L 2-4	4-11-3	11
11/21	@ St. Louis	W 4-3	5-11-3	13
11/22	St. Louis	L 1-3	5-12-3	13
11/25	Boston	T 5-5	5-12-4	14
11/26	@ NY Rangers	L 4-9	5-13-4	14
11/29	@ Pittsburgh	L 3-5	5-14-4	14
12/1	Pittsburgh	L 4-7	5-15-4	14
12/2	@ St. Louis	L 2-5	5-16-4	14
12/4	@ Los Angeles	L 2-10	5-17-4	14
12/5	@ Colorado	W 4-1	6-17-4	16
12/9	@ Vancouver	W 7-5	7-17-4	18
12/12	Colorado	L 3-4	7-18-4	18
12/14	@ Boston	L 2-5	7-19-4	18
12/15	Minnesota	L 1-6	7-20-4	18
12/17	Toronto	W 7-6	8-20-4	20
12/19	Philadelphia	T 4-4	8-20-5	21
12/21	@ Philadelphia	L 2-5	8-21-5	21
12/23	@ Detroit	T 2-2	8-21-6	22
12/27	@ Minnesota	L 1-6	8-22-6	22
12/30	@ Toronto	T 5-5	8-22-7	23
1/3	Los Angeles	W 8-3	9-22-7	25
1/6	@ Detroit	W 4-1	10-22-7	27
1/7	@ Chicago	L 3-5	10-23-7	27
1/9	Philadelphia	L 2-5	10-24-7	27
1/11	@ Buffalo	L 2-6	10-25-7	27
1/12	Colorado	W 8-1	11-25-7	29
1/14	Vancouver	W 5-3	12-25-7	31
1/16	@ NY Islanders	L 2-6	12-26-7	31
1/19	Detroit	W 5-1	13-26-7	33
1/20	@ Pittsburgh	W 5-2	14-26-7	35
1/24	NY Rangers	W 5-1	15-26-7	37
1/27	Chicago	W 4-1	16-26-7	39
1/28	Toronto	T 2-2	16-26-8	40
1/30	@ Detroit	L 4-7	16-27-8	40
1/31	Los Angeles	W 5-3	17-27-8	42
2/3	Vancouver	L 1-5	17-28-8	42
2/4	Montreal	L 4-8	17-29-8	42
2/15	@ Colorado	W 9-3	18-29-8	44
2/17	@ Montreal	L 0-2	18-30-8	44
2/18	@ NY Rangers	T 6-6	18-30-9	45
2/20	@ Atlanta	L 3-5	18-31-9	45
2/21	Detroit	L 3-4	18-32-9	45
2/24	Buffalo	L 4-6	18-33-9	45
2/25	Montreal	L 5-8	18-34-9	45
2/28	@ Los Angeles	T 3-3	18-34-10	46
3/2	@ Vancouver	W 6-2	19-34-10	48
3/4	Minnesota	W 5-4	20-34-10	50
3/5	Montreal	T 2-2	20-34-11	51
3/10	St. Louis	W 7-5	21-34-11	53
3/11	@ Detroit	T 3-3	21-34-12	54
3/14	Detroit	L 1-4	21-35-12	54
3/17	Pittsburgh	L 2-5	21-36-12	54
3/18	@ Buffalo	T 3-3	21-36-13	55
3/20	NY Rangers	T 2-2	21-36-14	56
3/21	@ Pittsburgh	T 2-2	21-36-15	57
3/24	@ Montreal	L 1-3	21-37-15	57
3/25	@ Philadelphia	L 4-7	21-38-15	57
3/28	@ Toronto	L 2-6	21-39-15	57
3/31	Boston	L 1-4	21-40-15	57
4/1	NY Islanders	W 6-4	22-40-15	59
4/3	Los Angeles	W 6-2	23-40-15	61
4/7	@ Montreal	L 3-10	23-41-15	61
4/8	Pittsburgh	W 5-2	24-41-15	63

1977-78

	W	L	T	PTS
Home	10	23	7	27
Away	7	26	7	21
1st Half	8	23	9	25
2nd Half	9	26	5	23
October	2	5	0	4
November	0	10	5	5
December	4	6	3	11
January	3	9	3	9
February	3	10	0	6
March	2	8	2	6
April	3	1	1	7

Head Coach
Tom McVie



GERRY MEEHAN

Player	GP	G	A	PTS	PIM	+/-	PP	SH	GW
Guy Charron	80	38	35	73	12	-25	4	0	3
Bob Sirois	72	24	37	61	6	-11	5	0	1
Gerry Meehan	78	19	24	43	10	-41	7	0	2
*Robert Picard	75	10	27	37	101	-26	2	0	4
Bill Riley	57	13	12	25	125	-15	5	0	0
Bob Girard	52	9	14	23	6	-3	1	0	2
Dave Forbes	77	11	11	22	119	-34	0	0	0
*Tom Rowe	63	13	8	21	82	-18	1	0	0
Bill Collins	74	10	9	19	18	-32	0	1	1
Ace Bailey	40	7	12	19	28	-12	0	0	2
Rick Green	60	5	14	19	67	-35	4	0	1
Rick Bragnalo	44	2	13	15	22	-6	0	0	0
Bryan Watson	79	3	11	14	167	-12	0	1	0
Gord Smith	80	4	7	11	78	-20	0	0	1
Larry Bolonchuk	49	3	8	11	79	-19	0	0	0
Gord Lane	69	2	9	11	195	-19	0	0	0
Jean Lemieux	16	3	7	10	0	-12	3	0	0
Jack Lynch	29	1	8	9	4	-13	0	0	0
Mike Marson	46	4	4	8	101	1	0	0	0
Craig Patrick	44	1	7	8	4	-8	1	0	0
Yvon Labre	22	0	8	8	41	E	0	0	0
*Eddy Godin	18	3	3	6	6	-14	0	0	0
Ron Lalonde	67	1	5	6	16	-18	0	0	0
Walt McKechnie	16	4	1	5	0	-14	1	0	0
Doug Gibson	11	2	1	3	0	-3	0	0	0
*Mark Lofthouse	18	2	1	3	8	-5	0	0	0
*Jim Bedard	43	0	2	2	4	E	0	0	0
*Nelson Burton	5	1	0	1	8	-3	0	0	0
Doug Patey	2	0	1	1	0	1	0	0	0
Blair Stewart	8	0	1	1	9	-3	0	0	0
Tony White	1	0	0	0	0	-4	0	0	0
Gary Smith	17	0	0	0	6	E	0	0	0
Bernie Wolfe	25	0	0	0	0	E	0	0	0

Goaltender	GP	MIN	GA	SO	EN	GAA	W-L-T
*Jim Bedard	43	2,492	152	1	4	3.66	11-23-7
Bernie Wolfe	25	1,328	94	0	1	4.25	4-14-4
Gary Smith	17	980	68	0	2	4.16	2-12-3

* Indicates rookie

17-49-14, 48 points

Date	Opponent	Result	Record	Pts
10/14	Pittsburgh	W 2-1	1-0-0	2
10/15	@ Cleveland	L 2-4	1-1-0	2
10/19	Montreal	L 3-5	1-2-0	2
10/24	@ Montreal	L 1-5	1-3-0	2
10/26	@ Atlanta	W 6-2	2-3-0	4
10/28	@ Colorado	L 1-8	2-4-0	4
10/29	@ Minnesota	L 4-7	2-5-0	4
11/2	Chicago	T 2-2	2-5-1	5
11/3	@ Philadelphia	L 1-4	2-6-1	5
11/5	Philadelphia	L 1-3	2-7-1	5
11/8	Los Angeles	L 1-5	2-8-1	5
11/9	@ Detroit	T 1-1	2-8-2	6
11/11	Toronto	L 1-3	2-9-2	6
11/13	NY Islanders	L 0-6	2-10-2	6
11/15	@ St. Louis	T 2-2	2-10-3	7
11/16	@ Toronto	L 2-5	2-11-3	7
11/19	Buffalo	L 6-7	2-12-3	7
11/20	@ Buffalo	L 2-5	2-13-3	7
11/23	Atlanta	T 2-2	2-13-4	8
11/24	@ Boston	L 0-6	2-14-4	8
11/26	@ Toronto	T 4-4	2-14-5	9
11/29	@ Los Angeles	L 2-4	2-15-5	9
12/2	Cleveland	L 2-3	2-16-5	9
12/4	Pittsburgh	L 2-4	2-17-5	9
12/6	Vancouver	L 2-5	2-18-5	9
12/7	@ Cleveland	W 5-3	3-18-5	11
12/10	@ Atlanta	L 1-5	3-19-5	11
12/11	St. Louis	W 2-1	4-19-5	13
12/13	@ Vancouver	L 1-3	4-20-5	13
12/17	@ Los Angeles	W 2-1	5-20-5	15
12/21	@ NY Rangers	T 5-5	5-20-6	16
12/23	Detroit	W 3-2	6-20-6	18
12/27	Boston	L 3-6	6-21-6	18
12/28	@ Pittsburgh	T 2-2	6-21-7	19
12/30	NY Rangers	T 3-3	6-21-8	20
1/2	Pittsburgh	W 3-2	7-21-8	22
1/4	Los Angeles	W 4-0	8-21-8	24
1/7	Buffalo	T 4-4	8-21-9	25
1/8	@ Chicago	L 1-3	8-22-9	25
1/11	Detroit	L 3-6	8-23-9	25
1/13	@ Minnesota	T 2-2	8-23-10	26
1/14	NY Islanders	L 0-4	8-24-10	26
1/18	@ Chicago	L 2-5	8-25-10	26
1/19	@ Boston	L 1-4	8-26-10	26
1/21	@ Pittsburgh	W 5-2	9-26-10	28
1/22	@ Detroit	L 3-6	9-27-10	28
1/25	Colorado	T 3-3	9-27-11	29
1/27	Boston	L 2-5	9-28-11	29
1/29	Minnesota	L 0-4	9-29-11	29
1/31	@ Vancouver	L 2-4	9-30-11	29
2/1	@ Los Angeles	L 3-8	9-31-11	29
2/4	@ NY Islanders	L 1-6	9-32-11	29
2/5	@ Buffalo	L 1-4	9-33-11	29
2/10	@ Cleveland	W 4-1	10-33-11	31
2/12	@ Philadelphia	L 1-4	10-34-11	31
2/14	Vancouver	L 2-4	10-35-11	31
2/17	Montreal	L 2-8	10-36-11	31
2/19	Minnesota	W 2-1	11-36-11	33
2/21	Los Angeles	L 1-4	11-37-11	33
2/23	@ Detroit	L 1-4	11-38-11	33
2/25	@ Toronto	L 0-4	11-39-11	33
2/26	Philadelphia	L 1-6	11-40-11	33
2/28	Colorado	W 7-4	12-40-11	35
3/4	@ St. Louis	T 3-3	12-40-12	36
3/8	@ Montreal	L 3-4	12-41-12	36
3/12	@ NY Rangers	L 2-8	12-42-12	36
3/15	Toronto	L 2-5	12-43-12	36
3/18	Cleveland	W 8-3	13-43-12	38
3/19	St. Louis	L 2-3	13-44-12	38
3/22	Chicago	L 2-6	13-45-12	38
3/24	NY Rangers	L 4-11	13-46-12	38
3/25	@ Montreal	L 0-5	13-47-12	38
3/26	Detroit	L 1-4	13-48-12	38
3/28	Boston	T 4-4	13-48-13	39
3/30	@ Colorado	W 4-3	14-48-13	41
4/1	@ NY Islanders	L 2-3	14-49-13	41
4/2	Montreal	T 4-4	14-49-14	42
4/4	Buffalo	W 4-3	15-49-14	44
4/8	@ Pittsburgh	W 6-4	16-49-14	46
4/9	Atlanta	W 4-2	17-49-14	48


* Postponed from March 3 due to snow

** Postponed from March 24 due to schedule conflict

1976-77

	W	L	T	PTS
Home	17	15	8	42
Away	7	27	6	20
1st Half	11	23	6	28
2nd Half	13	19	8	34
October	2	6	2	6
November	5	8	0	10
December	3	8	2	8
January	6	6	4	16
February	2	6	5	9
March	6	6	1	13
April	0	2	0	0

Head Coach
Tom McVie



GUY CHARRON

Player	GP	G	A	PTS	PIM	+/-	PP	SH	GW
Guy Charron	80	36	46	82	10	-28	6	1	4
Gerry Meehan	80	28	36	64	13	-11	9	1	6
Hartland Monahan	79	23	27	50	37	-28	7	1	4
Ace Bailey	78	19	27	46	51	-21	2	0	2
Bob Sirois	45	13	22	35	2	1	1	0	1
Jack Lynch	75	5	25	30	90	-15	0	0	0
Ron Lalonde	76	12	17	29	24	-20	0	0	0
*Bill Riley	43	13	14	27	124	4	5	0	2
Bill Collins	63	12	15	27	30	-8	0	2	2
Washington	54	11	14	25	26	-7	0	2	1
Rick Bragnalo	80	11	12	23	16	-16	1	2	1
Tony White	72	12	9	21	44	-15	2	1	3
Craig Patrick	28	7	10	17	2	-10	1	0	0
*Gord Lane	80	2	15	17	207	-25	0	0	0
Bryan Watson	70	1	15	16	130	-3	0	0	0
Washington	56	1	14	15	91	-5	0	0	0
*Rick Green	45	3	12	15	16	-20	1	0	0
Yvon Labre	62	3	11	14	169	-5	0	2	0
Gord Smith	79	1	12	13	92	-27	1	0	0
Mike Lampman	22	6	5	11	4	-4	1	0	0
Jean Lemieux	15	4	4	8	2	-9	2	0	0
Harvey Bennett	18	2	6	8	34	-9	0	0	0
Blair Stewart	34	5	2	7	85	-6	0	0	0
Bob Paradise	22	0	5	5	20	-3	0	0	0
*Doug Patey	37	3	1	4	6	-15	0	0	0
*Tom Rowe	12	1	2	3	2	-6	0	0	0
Peter Scamurra	21	0	2	2	8	-6	0	0	0
Mike Marson	10	0	1	1	18	-1	0	0	0
Paul Nicholson	9	0	1	1	2	-6	0	0	0
Bernie Wolfe	37	0	1	1	2	E	0	0	0
*Alex Forsyth	1	0	0	0	0	E	0	0	0
Bill Mikkelsen	1	0	0	0	2	E	0	0	0
Roger Crozier	3	0	0	0	0	E	0	0	0
*Steve Self	3	0	0	0	0	-3	0	0	0
*Brian Kinsella	6	0	0	0	0	-2	0	0	0
Larry Bolonchuk	9	0	0	0	12	-12	0	0	0
Ron Low	54	0	0	0	4	E	0	0	0

Goaltender	GP	MIN	GA	SO	EN	GAA	W-L-T
Ron Low	54	2,918	188	0#	1	3.87	16-27-5
Bernie Wolfe	37	1,779	114	1	2	3.84	7-15-9
Roger Crozier	3	103	2	0#	0	1.17	1-0-0

Shared team shutout on 3/18

* Indicates rookie

24-42-14, 62 points

Date	Opponent	Result	Record	Pts
10/5	Atlanta	W 6-5	1-0-0	2
10/7	@ Detroit	T 3-3	1-0-1	3
10/9	@ Cleveland	L 3-6	1-1-1	3
10/13	@ Vancouver	L 1-4	1-2-1	3
10/16	@ Los Angeles	L 1-7	1-3-1	3
10/19	Montreal	L 0-6	1-4-1	3
10/21	Los Angeles	T 5-5	1-4-2	4
10/24	@ Buffalo	L 1-2	1-5-2	4
10/29	@ Colorado	W 2-1	2-5-2	6
10/31	@ Chicago	L 4-5	2-6-2	6
11/3	@ Atlanta	L 0-7	2-7-2	6
11/5	Buffalo	L 2-3	2-8-2	6
11/7	Minnesota	W 4-1	3-8-2	8
11/9	Vancouver	W 4-2	4-8-2	10
11/10	@ NY Rangers	W 7-5	5-8-2	12
11/12	Chicago	L 4-5	5-9-2	12
11/14	Cleveland	L 2-3	5-10-2	12
11/18	@ Boston	L 2-3	5-11-2	12
11/19	Boston	L 1-4	5-12-2	12
11/21	Colorado	W 3-1	6-12-2	14
11/24	@ Atlanta	L 2-6	6-13-2	14
11/27	@ Minnesota	L 1-6	6-14-2	14
11/30	Pittsburgh	W 6-4	7-14-2	16
12/1	@ NY Rangers	L 1-4	7-15-2	16
12/3	Philadelphia	T 4-4	7-15-3	17
12/5	@ Boston	T 5-5	7-15-4	18
12/7	Vancouver	W 4-3	8-15-4	20
12/10	@ Cleveland	L 1-7	8-16-4	20
12/11	Cleveland	L 2-4	8-17-4	20
12/14	Los Angeles	L 2-4	8-18-4	20
12/17	Toronto	W 3-2	9-18-4	22
12/18	@ Pittsburgh	W 5-3	10-18-4	24
12/23	@ Philadelphia	L 2-5	10-19-4	24
12/26	@ Buffalo	L 2-5	10-20-4	24
12/28	NY Rangers	L 2-5	10-21-4	24
12/29	@ Colorado	L 1-3	10-22-4	24
1/1	@ Toronto	L 1-3	10-23-4	24
1/2	St. Louis	W 2-1	11-23-4	26
1/4	Detroit	T 2-2	11-23-5	27
1/6	Pittsburgh	T 3-3	11-23-6	28
1/8	@ Montreal	L 2-7	11-24-6	28
1/10	@ Detroit	W 2-0	12-24-6	30
1/11	Boston	L 2-3	12-25-6	30
1/15	@ NY Islanders	L 1-2	12-26-6	30
1/16	NY Islanders	T 2-2	12-26-7	31
1/18	Montreal	L 0-3	12-27-7	31
1/19	@ Buffalo	W 4-2	13-27-7	33
1/22	@ Montreal	L 2-5	13-28-7	33
1/23	St. Louis	W 6-3	14-28-7	35
1/27	Detroit	W 4-1	15-28-7	37
1/29	@ St. Louis	W 5-2	16-28-7	39
1/30	Philadelphia	T 5-5	16-28-8	40
2/2	@ Los Angeles	L 2-7	16-29-8	40
2/5	@ NY Islanders	T 3-3	16-29-9	41
2/6	@ Boston	L 2-5	16-30-9	41
2/9	@ Chicago	T 4-4	16-30-10	42
2/10	@ Philadelphia	L 2-9	16-31-10	42
2/12	@ Toronto	L 0-10	16-32-10	42
2/15	Minnesota	T 3-3	16-32-11	43
2/17	@ Minnesota	T 4-4	16-32-12	44
2/19	@ St. Louis	L 1-4	16-33-12	44
2/20	NY Islanders	T 2-2	16-33-13	45
2/22	Pittsburgh	W 3-1	17-33-13	47
2/25	Toronto	W 4-2	18-33-13	49
2/26	@ Pittsburgh	L 1-2	18-34-13	49
3/1	Los Angeles	L 2-3	18-35-13	49
3/3	Chicago	W 7-4	19-35-13	51
3/6	Atlanta	L 2-4	19-36-13	51
3/9	@ Vancouver	L 2-5	19-37-13	51
3/10	@ Los Angeles	L 0-6	19-38-13	51
3/13	@ Detroit	T 3-3	19-38-14	52
3/15	Cleveland	L 1-5	19-39-14	52
3/18	Colorado	W 5-0	20-39-14	54
3/20	Buffalo	L 2-6	20-40-14	54
3/25	NY Rangers	W 7-2	21-40-14	56
3/27	Toronto	W 7-4	22-40-14	58
3/29	Detroit	W 6-1	23-40-14	60
3/30	@ Pittsburgh	W 4-3	24-40-14	62
4/2	@ Montreal	L 0-11	24-41-14	62
4/3	Montreal	L 1-2	24-42-14	62

1975-76

	W	L	T	PTS
Home	6	26	8	20
Away	5	33	2	12
1st Half	3	32	5	11
2nd Half	8	27	5	21
October	2	9	1	5
November	1	9	1	3
December	0	11	3	3
January	2	13	0	4
February	3	6	4	10
March	2	9	1	5
April	1	2	0	2

Head Coach

Milt Schmidt: 3-28-5

Tom McVie (Dec. 31): 8-31-5



BERNIE WOLFE

Player	GP	G	A	PTS	PIM	+/-	PP	SH	GW
Nelson Pyatt	77	26	23	49	14	-56	5	0	0
*Hartland Monahan	80	17	29	46	35	-49	2	0	2
*Tony White	80	25	17	42	56	-43	7	0	2
Jean Lemieux	66	10	23	33	12	-17	6	0	1
Washington	33	6	14	20	2	-21	5	0	1
Ace Bailey	67	13	19	32	75	-42	2	0	2
Gerry Meehan	32	16	15	31	10	-7	3	0	0
*Bob Sirois	44	10	19	29	6	-33	4	0	0
Washington	43	10	19	29	6	-33	4	0	0
*Harvey Bennett	84	15	13	28	92	-23	2	0	1
Washington	49	12	10	22	39	-27	1	0	1
Ron Lalonde	80	9	19	28	19	-26	2	1	0
Stan Gilbertson	31	13	14	27	6	-25	5	0	0
Blair Stewart	74	13	14	27	113	-53	0	0	0
Bill Clement	46	10	17	27	20	-30	2	0	0
Greg Joly	54	8	17	25	28	-46	3	1	1
Jack Lynch	79	9	13	22	78	-52	5	0	1
Yvon Labre	80	2	20	22	146	-38	0	0	0
Tommy Williams	34	8	13	21	6	-33	2	0	0
Mike Lampman	27	7	12	19	28	-6	0	0	1
*Peter Scamurra	58	2	13	15	33	-38	1	0	0
*Rick Bragnalo	19	2	10	12	8	-4	0	0	0
Bob Gryp	46	6	5	11	12	-18	0	0	0
Mike Marson	57	4	7	11	50	-19	0	0	0
Bob Paradise	57	0	8	8	46	-48	0	0	0
Washington	48	0	8	8	42	-41	0	0	0
Willie Brossart	49	0	8	8	40	-49	0	0	0
Jack Eggers	12	3	3	6	8	-2	2	0	0
Gord Smith	25	1	2	3	28	-22	1	0	0
*John Paddock	8	1	1	2	12	-5	0	0	0
Paul Nicholson	14	0	2	2	9	-4	0	0	0
*Gord Lane	3	1	0	1	12	-5	1	0	0
Larry Bolonchuk	1	0	1	1	0	-1	0	0	0
*Brian Kinsella	4	0	1	1	0	-2	0	0	0
Michel Belhumeur	7	0	1	1	0	E	0	0	0
Ron Low	43	0	0	0	2	E	0	0	0
*Bernie Wolfe	40	0	0	0	0	E	0	0	0
*Don McLean	9	0	0	0	6	-3	0	0	0
Ron Jones	2	0	0	0	0	-1	0	0	0
*Brian Stapleton	1	0	0	0	0	-2	0	0	0

Goaltender	GP	MIN	GA	SO	EN	GAA	W-L-T
Ron Low	43	2,289	208	0	3	5.45	6-31-2
Bernie Wolfe	40	2,134	148	0	2	4.16	5-23-7
Michel Belhumeur	7	377	32	0	1	5.09	0-5-1

* Indicates rookie

11-59-10, 32 points

Date	Opponent	Result	Record	Pts
10/7	Pittsburgh	L 2-4	0-1-0	0
10/9	@ Philadelphia	L 4-5	0-2-0	0
10/11	@ Pittsburgh	L 5-7	0-3-0	0
10/14	@ Vancouver	L 2-7	0-4-0	0
10/15	@ Los Angeles	L 3-4	0-5-0	0
10/17	@ California	T 3-3	0-5-1	1
10/19	@ Buffalo	L 4-5	0-6-1	1
10/22	Kansas City	L 2-4	0-7-1	1
10/24	Toronto	L 3-6	0-8-1	1
10/26	@ Chicago	W 7-5	1-8-1	3
10/28	@ Los Angeles	L 0-6	1-9-1	3
10/30	@ Kansas City	W 6-2	2-9-1	5
11/1	@ NY Islanders	L 3-7	2-10-1	5
11/5	Los Angeles	L 1-3	2-11-1	5
11/9	St. Louis	L 3-5	2-12-1	5
11/12	Pittsburgh	T 6-6	2-12-2	6
11/14	Atlanta	L 1-4	2-13-2	6
11/15	@ St. Louis	L 2-9	2-14-2	6
11/18	@ Toronto	L 2-4	2-15-2	6
11/19	Vancouver	L 2-5	2-16-2	6
11/21	California	L 0-2	2-17-2	6
11/26	Los Angeles	W 7-2	3-17-2	8
11/29	@ Minnesota	L 3-5	3-18-2	8
12/3	Buffalo	T 4-4	3-18-3	9
12/4	@ Boston	L 2-3	3-19-3	9
12/6	@ Montreal	L 3-9	3-20-3	9
12/7	@ NY Rangers	L 2-5	3-21-3	9
12/9	@ Atlanta	L 1-7	3-22-3	9
12/10	Chicago	L 2-7	3-23-3	9
12/12	Detroit	L 3-5	3-24-3	9
12/14	Minnesota	T 4-4	3-24-4	10
12/17	Boston	L 2-3	3-25-4	10
12/19	Philadelphia	L 5-7	3-26-4	10
12/21	@ Buffalo	L 2-14	3-27-4	10
12/26	Minnesota	T 1-1	3-27-5	11
12/29	Montreal	L 0-6	3-28-5	11
12/31	@ Detroit	L 0-4	3-29-5	11
1/2	California	L 5-8	3-30-5	11
1/3	@ Montreal	L 0-7	3-31-5	11
1/6	Vancouver	L 3-5	3-32-5	11
1/8	@ St. Louis	L 2-4	3-33-5	11
1/9	California	L 0-5	3-34-5	11
1/11	Boston	L 4-7	3-35-5	11
1/13	Montreal	L 2-3	3-36-5	11
1/15	@ Buffalo	L 3-5	3-37-5	11
1/17	@ Minnesota	L 3-7	3-38-5	11
1/21	NY Islanders	L 2-5	3-39-5	11
1/23	NY Rangers	W 7-5	4-39-5	13
1/24	@ Pittsburgh	L 2-8	4-40-5	13
1/27	@ Los Angeles	L 0-2	4-41-5	13
1/28	@ California	W 4-2	5-41-5	15
1/30	@ Vancouver	L 2-4	5-42-5	15
2/4	@ Toronto	T 4-4	5-42-6	16
2/7	@ Kansas City	L 1-5	5-43-6	16
2/8	@ Chicago	L 2-4	5-44-6	16
2/10	Los Angeles	T 2-2	5-44-7	17
2/13	St. Louis	L 0-2	5-45-7	17
2/15	Detroit	W 8-5	6-45-7	19
2/16	Toronto	L 1-5	6-46-7	19
2/18	@ NY Rangers	L 4-11	6-47-7	19
2/21	@ Detroit	W 5-1	7-47-7	21
2/22	NY Islanders	L 0-4	7-48-7	21
2/24	Philadelphia	T 5-5	7-48-8	22
2/27	Boston	T 3-3	7-48-9	23
2/29	Chicago	W 4-1	8-48-9	25
3/6	@ NY Islanders	L 3-6	8-49-9	25
3/7	@ Boston	L 3-4	8-50-9	25
3/12	@ Atlanta	L 1-4	8-51-9	25
3/14	@ Montreal	L 1-5	8-52-9	25
3/16	NY Rangers	W 5-2	9-52-9	27
3/19	Pittsburgh	L 3-7	9-53-9	27
3/20	@ Toronto	L 3-7	9-54-9	27
3/23	Kansas City	T 5-5	9-54-10	28
3/24	@ Detroit	L 3-7	9-55-10	28
3/26	Buffalo	L 1-4	9-56-10	28
3/28	Atlanta	L 1-3	9-57-10	28
3/30	Detroit	W 5-3	10-57-10	30
4/1	@ Philadelphia	L 2-11	10-58-10	30
4/3	@ Pittsburgh	W 5-4	11-58-10	32
4/4	Montreal	L 3-4	11-59-10	32

1974-75


	W	L	T	PTS
Home	7	28	5	19
Away	1	39	0	2
1st Half	3	33	4	10
2nd Half	5	34	1	11
October	1	8	1	3
November	1	10	2	4
December	1	12	1	3
January	1	11	1	3
February	2	12	0	4
March	1	12	0	2
April	1	2	0	2

Head Coach

Jimmy Anderson: 4-45-5

Red Sullivan (Feb. 11): 2-16-0

Milt Schmidt (March 22): 2-6-0



YVON LABRE

Player	GP	G	A	PTS	PIM	+/-	PP	SH	GW
Tommy Williams	73	22	36	58	12	-69	7	2	1
Ace Bailey	71	19	39	58	121	-33	5	0	1
Washington	22	4	13	17	8	-29	1	0	0
Denis Dupere	53	20	15	35	8	-41	8	0	0
*Mike Marson	76	16	12	28	59	-65	5	0	2
Stan Gilbertson	62	13	15	28	18	-40	3	0	1
Washington	25	11	7	18	12	-37	2	0	1
Yvon Labre	76	4	23	27	182	-54	0	0	0
Ron Lalonde	74	12	17	29	27	-38	4	1	1
Washington	50	12	14	26	27	-39	4	1	1
*Mike Bloom	69	7	19	26	84	-54	0	0	0
Dave Kryskow	52	9	15	24	83	-28	1	1	0
Jack Lynch	70	3	20	23	62	-69	0	0	0
Washington	20	1	5	6	16	-54	0	0	0
Doug Mohs	75	2	19	21	54	-52	1	0	0
Bill Lesuk	79	8	11	19	77	-34	1	2	0
*Ron Anderson	28	9	7	16	8	-20	4	0	0
Steve Atkinson	46	11	4	15	8	-26	3	2	0
Pete Laframboise	45	5	10	15	22	-37	0	0	0
Bob Gryp	27	5	8	13	21	-24	0	0	0
*Bruce Cowick	65	5	6	11	41	-42	0	0	0
Gord Smith	63	3	8	11	56	-56	2	0	0
Gord Brooks	38	1	10	11	25	-19	1	0	0
*Nelson Pyatt	25	6	4	10	23	-16	0	0	1
Washington	16	6	4	10	21	-14	0	0	1
*Jim Hryciuk	21	5	5	10	12	-12	1	0	0
Bill Mikkelsen	59	3	7	10	52	-82	3	0	0
*Paul Nicholson	39	4	5	9	7	-29	0	0	1
*Greg Joly	44	1	7	8	44	-68	1	0	0
Blair Stewart	21	1	5	6	41	-7	0	0	0
Washington	2	1	0	1	2	-2	0	0	0
Jack Egers	14	3	2	5	8	-14	1	0	1
Lew Morrison	18	0	4	4	6	-14	0	0	0
Ron Jones	19	1	1	2	16	-14	1	0	0
*Tony White	5	0	2	2	0	E	0	0	0
Michel Belhumeur	35	0	2	2	10	E	0	0	0
Willie Brossart	16	1	0	1	16	-12	0	0	0
Washington	12	1	0	1	14	-14	0	0	0
*Larry Fullan	4	1	0	1	0	-2	1	0	0
Rod Seiling	5	0	1	1	0	-4	0	0	0
Washington	1	0	0	0	0	E	0	0	0
*Murray Anderson	40	0	1	1	68	-20	0	0	0
Ron Low	48	0	0	0	4	E	0	0	0
*Andre Peloffy	9	0	0	0	0	-8	0	0	0
John Adams	8	0	0	0	2	E	0	0	0
Joe Lundrigan	3	0	0	0	2	-3	0	0	0
*Bill Riley	1	0	0	0	0	-1	0	0	0
Goaltender	GP	MIN	GA	SO	EN	GAA	W-L-T		
Ron Low	48	2,587	235	1	2	5.45	8-36-2		
Michel Belhumeur	35	1,813	162	0	1	5.36	0-24-3		
John Adams	8	400	46	0	0	6.90	0-7-0		

* Indicates rookie

8-67-5, 21 points

Date	Opponent	Result	Record	Pts
10/9	@ NY Rangers	L 3-6	0-1-0	0
10/12	@ Minnesota	L 0-6	0-2-0	0
10/15	Los Angeles	T 1-1	0-2-1	1
10/17	Chicago	W 4-3	1-2-1	3
10/19	@ Detroit	L 4-6	1-3-1	3
10/20	NY Islanders	L 0-5	1-4-1	3
10/22	Detroit	L 0-3	1-5-1	3
10/23	@ Chicago	L 2-3	1-6-1	3
10/27	Toronto	L 3-4	1-7-1	3
10/31	Montreal	L 0-3	1-8-1	3
11/3	Kansas City	L 4-5	1-9-1	3
11/7	@ Boston	L 4-10	1-10-1	3
11/9	@ Philadelphia	L 2-6	1-11-1	3
11/10	Montreal	L 1-11	1-12-1	3
11/12	Atlanta	T 2-2	1-12-2	4
11/13	@ Atlanta	L 3-4	1-13-2	4
11/16	@ Pittsburgh	L 1-8	1-14-2	4
11/18	Pittsburgh	L 0-6	1-15-2	4
11/19	California	W 6-4	2-15-2	6
11/20	@ Buffalo	L 3-7	2-16-2	6
11/24	Minnesota	T 4-4	2-16-3	7
11/27	@ Minnesota	L 4-6	2-17-3	7
11/30	@ Toronto	L 1-7	2-18-3	7
12/1	California	L 2-5	2-19-3	7
12/3	Buffalo	L 3-5	2-20-3	7
12/5	@ Buffalo	L 2-9	2-21-3	7
12/7	@ St. Louis	L 2-8	2-22-3	7
12/8	St. Louis	L 1-3	2-23-3	7
12/12	NY Rangers	T 6-6	2-23-4	8
12/14	@ Boston	L 1-12	2-24-4	8
12/15	Toronto	W 3-1	3-24-4	10
12/17	@ Vancouver	L 2-4	3-25-4	10
12/19	@ Los Angeles	L 1-4	3-26-4	10
12/20	@ California	L 2-5	3-27-4	10
12/22	Buffalo	L 0-4	3-28-4	10
12/26	Philadelphia	L 1-4	3-29-4	10
12/29	NY Islanders	L 0-7	3-30-4	10
1/2	@ NY Islanders	L 2-5	3-31-4	10
1/4	@ Montreal	L 0-10	3-32-4	10
1/5	@ Atlanta	L 0-3	3-33-4	10
1/7	Boston	T 3-3	3-33-5	11
1/11	@ Kansas City	L 3-5	3-34-5	11
1/12	Montreal	L 2-7	3-35-5	11
1/14	Los Angeles	L 2-6	3-36-5	11
1/16	@ Philadelphia	L 0-4	3-37-5	11
1/19	Pittsburgh	L 2-3	3-38-5	11
1/23	Vancouver	L 2-3	3-39-5	11
1/25	@ Detroit	L 2-5	3-40-5	11
1/26	Detroit	W 6-3	4-40-5	13
1/30	@ Los Angeles	L 4-6	4-41-5	13
2/1	@ Vancouver	L 2-5	4-42-5	13
2/5	@ California	L 1-5	4-43-5	13
2/8	@ NY Islanders	L 1-5	4-44-5	13
2/9	@ NY Rangers	L 3-7	4-45-5	13
2/11	NY Rangers	W 7-4	5-45-5	15
2/13	@ Kansas City	L 1-5	5-46-5	15
2/15	@ St. Louis	L 1-7	5-47-5	15
2/16	Kansas City	W 3-0	6-47-5	17
2/18	Los Angeles	L 1-6	6-48-5	17
2/21	Buffalo	L 4-9	6-49-5	17
2/22	@ Chicago	L 3-10	6-50-5	17
2/23	St. Louis	L 2-7	6-51-5	17
2/25	Chicago	L 2-6	6-52-5	17
2/26	@ Pittsburgh	L 1-3	6-53-5	17
3/1	@ Toronto	L 4-5	6-54-5	17
3/2	Vancouver	L 3-7	6-55-5	17
3/4	Boston	L 0-8	6-56-5	17
3/7	@ Montreal	L 4-8	6-57-5	17
3/9	Toronto	L 2-4	6-58-5	17
3/15	@ Pittsburgh	L 1-12	6-59-5	17
3/18	Philadelphia	L 2-7	6-60-5	17
3/20	Minnesota	L 1-5	6-61-5	17
3/22	@ Boston	L 2-8	6-62-5	17
3/23	Atlanta	L 0-5	6-63-5	17
3/26	@ Los Angeles	L 1-5	6-64-5	17
3/28	@ California	W 5-3	7-64-5	19
3/30	Detroit	L 5-8	7-65-5	19
4/2	@ Detroit	L 3-8	7-66-5	19
4/5	@ Montreal	L 2-10	7-67-5	19
4/6	Pittsburgh	W 8-4	8-67-5	21

General Managers, Head Coaches and Captains

GENERAL MANAGERS

MILT SCHMIDT — Named the Capitals' first general manager. Was replaced by Max McNab, Dec. 29, 1975.

MAX McNAB — Named general manager Dec. 31, 1975. Was replaced by Roger Crozier, Nov. 5, 1981.

ROGER CROZIER — Named interim general manager Nov. 5, 1981. Was replaced by David Poile, Aug. 30, 1982.

DAVID POILE — Named general manager Aug. 30, 1982. Was replaced by George McPhee, June 9, 1997.

GEORGE MCPHEE — Named general manager June 9, 1997.

HEAD COACHES

JIMMY ANDERSON

Named the Capitals' first head coach. Relieved of coaching duties Feb. 9, 1975.

YEAR	GM	W-L-T	PTS	PCT.
1974-75	54	4-45-5	13	.120

RED SULLIVAN

Named head coach Feb. 11, 1975. Relieved of coaching duties March 22, 1975.

YEAR	GM	W-L-T	PTS	PCT.
1974-75	18	2-16-0	4	.111

MILT SCHMIDT

Named head coach March 23, 1975. Relieved of coaching duties Dec. 29, 1975.

YEAR	GM	W-L-T	PTS	PCT.
1974-75	8	2-6-0	4	.250
1975-76	36	3-28-5	11	.153
TOTALS	44	5-34-5	15	.170

TOM MCVIE

Named head coach Dec. 31, 1975. Relieved of coaching duties Oct. 9, 1978.

YEAR	GM	W-L-T	PTS	PCT.
1975-76	44	8-31-5	21	.239
1976-77	80	24-42-14	62	.388
1977-78	80	17-49-14	48	.300
TOTALS	204	49-122-33	131	.321

DANNY BELISLE

Named head coach Oct. 9, 1978. Relieved of coaching duties Nov. 5, 1979.

YEAR	GM	W-L-T	PTS	PCT.
1978-79	80	24-41-15	63	.394
1979-80	16	4-10-2	10	.313
TOTALS	96	28-51-17	73	.380

GARY GREEN

Named head coach Nov. 14, 1979. Relieved of coaching duties Nov. 5, 1981.

YEAR	GM	W-L-T	PTS	PCT.
1979-80	64	23-30-11	57	.445
1980-81	80	26-36-18	70	.438
1981-82	13	1-12-0	2	.077
TOTALS	157	50-78-29	129	.411

ROGER CROZIER

Named interim head coach Nov. 5, 1981 and was 0-1-0. Left the bench when Bryan Murray was hired Nov. 11, 1981.

BRYAN MURRAY

Named head coach Nov. 11, 1981. Relieved of coaching duties Jan. 15, 1990.

YEAR	GM	W-L-T	PTS	PCT.
1981-82	66	25-28-13	63	.477
1982-83	80	39-25-16	94	.588
1983-84	80	48-27-5	101	.631
1984-85	80	46-25-9	101	.631
1985-86	80	50-23-7	107	.669
1986-87	80	38-32-10	86	.538
1987-88	80	38-33-9	85	.531
1988-89	80	41-29-10	92	.575
1989-90	46	18-24-4	40	.435
TOTALS	672	343-246-83	769	.572

TERRY MURRAY

Named head coach Jan. 15, 1990. Relieved of coaching duties Jan. 27, 1994.

YEAR	GM	W-L-T	PTS	PCT.
1989-90	34	18-14-2	38	.559
1990-91	80	37-36-7	81	.506
1991-92	80	45-27-8	98	.613
1992-93	84	43-34-7	93	.554
1993-94	47	20-23-4	44	.468
TOTALS	325	163-134-28	354	.545

JIM SCHOENFELD

Named head coach Jan. 27, 1994. Relieved of coaching duties June 3, 1997.

YEAR	GM	W-L-T	PTS	PCT.
1993-94	37	19-12-6	44	.595
1994-95	48	22-18-8	52	.542
1995-96	82	39-32-11	89	.543
1996-97	82	33-40-9	75	.457
TOTALS	249	113-102-34	260	.522

RON WILSON

Named head coach June 9, 1997. Relieved of coaching duties May 10, 2002.

YEAR	GM	W-L-T-OTL	PTS	PCT.
1997-98	82	40-30-12	92	.561
1998-99	82	31-45-6	68	.415
1999-00	82	44-24-12-2	102	.622
2000-01	82	41-27-10-4	96	.585
2001-02	82	36-33-11-2	85	.514
TOTALS	410	192-159-51-8	443	.540

BRUCE CASSIDY

Named head coach June 25, 2002. Relieved of coaching duties Dec. 10, 2003.

YEAR	GM	W-L-T-OTL	PTS	PCT.
2002-03	82	39-29-8-6	92	.561
2003-04	28	8-18-1-1	18	.321
TOTALS	110	47-47-9-7	110	.500

GLEN HANLON

Named head coach Dec 10, 2003. Relieved of coaching duties Nov. 22, 2008.

YEAR	GM	W-L-T-OT	PTS	PCT.
2003-04	54	15-28-9-2	41	.380
2005-06	82	29-41-12	70	.427
2006-07	82	28-40-14	70	.427
2007-08	21	6-14-1	13	.310
TOTALS	239	78-123-9-29	194	.406

BRUCE BOUDREAU

Named head coach Nov. 22, 2007. Relieved of coaching duties Nov. 28, 2011.

YEAR	GM	W-L-OT	PTS	PCT.
2007-08	61	37-17-7	81	.664
2008-09	82	50-24-8	108	.659
2009-10	82	54-15-13	120	.732
2010-11	82	48-23-11	107	.652
2011-12	22	12-9-1	25	.568
TOTALS	329	201-88-40	441	.655

DALE HUNTER

Named head coach Nov. 28, 2011. Left coaching duties May 14, 2012.

YEAR	GM	W-L-OT	PTS	PCT.
2011-12	60	30-23-7	67	.558
TOTALS	60	30-23-7	67	.558

ADAM OATES

Named head coach June 26, 2012.

YEAR	GM	W-L-OT	PTS	PCT.
2012-13	48	27-18-3	57	.594
TOTALS	48	27-18-3	57	.594

CAPTAINS

DOUG MOHNS — 1974-75

BILL CLEMENT & YVON LABRE — 1975-76

YVON LABRE — 1976-77 to 1977-78

GUY CHARRON — 1978-79

RYAN WALTER — 1979-80 to 1981-82

ROD LANGWAY — 1982-83 to 1991-92

ROD LANGWAY & KEVIN HATCHER — 1992-93

KEVIN HATCHER — 1993-94

DALE HUNTER — 1994-95 to 1998-99

ADAM OATES — 1999-00 to 2000-01

STEVE KONOWALCHUK & BRENDAN WITT — 2001-02

STEVE KONOWALCHUK — 2002-03 to 2003-04

JEFF HALPERN — 2005-06

CHRIS CLARK — 2006-07 to 2009-10

ALEX OVECHKIN — 2009-10 to present

All-Time Player Register

KEITH ACTON

F

#15

Signed as a free agent, July 27, 1993. Claimed by NY Islanders on waivers, Oct. 22, 1993.

YEAR	GP	G	A	PTS	PIM	+/-	PP	SH	GW
93-94	6	0	0	0	21	-4	0	0	0
NHL TOTAL	1023	226	358	584	1172	-24	33	11	29

GREG ADAMS

F

#22

Acquired from Hartford for Torrie Robertson, Oct. 4, 1983. Traded to Edmonton for Geoff Courtall, July 22, 1988.

YEAR	GP	G	A	PTS	PIM	+/-	PP	SH	GW
83-84	57	2	6	8	133	1	0	0	0
84-85	51	6	12	18	72	8	0	0	1
85-86	78	18	38	56	152	24	3	0	2
86-87	67	14	30	44	184	9	2	0	0
87-88	78	15	12	27	153	-3	3	0	0
TOTAL	331	55	98	153	694	39	8	0	3
NHL TOTAL	545	84	143	227	1173	1	11	0	5

JASON ALLISON

F

#41

Capitals' 2nd choice (17th overall) in 1993 Entry Draft. Traded to Boston with Jim Carey and Anson Carter for Adam Oates, Bill Ranford and Rick Tocchet on March 1, 1997.

YEAR	GP	G	A	PTS	PIM	+/-	PP	SH	GW
93-94	2	0	1	1	0	1	0	0	0
94-95	12	2	1	3	6	-3	2	0	0
95-96	19	0	3	3	2	-3	0	0	0
96-97	53	5	17	22	25	-3	1	0	1
TOTAL	86	7	22	29	33	-8	3	0	1
NHL TOTAL	552	154	331	485	441	17	44	4	26

KARL ALZNER

D

#47, 27

Capitals' 1st choice (5th overall) in 2007 Entry Draft.

YEAR	GP	G	A	PTS	PIM	+/-	PP	SH	GW
08-09	30	1	4	5	2	-1	0	0	0
09-10	21	0	5	5	8	-2	0	0	0
10-11	82	2	10	12	24	14	0	0	0
11-12	82	1	16	17	29	12	0	0	0
12-13	48	1	4	5	14	-6	0	0	0
NHL TOTAL	263	5	39	44	77	17	0	0	0

MURRAY ANDERSON

D

#8

Acquired in 1974 Expansion Draft (22nd pick) from Minnesota. Contract expired September 1976.

YEAR	GP	G	A	PTS	PIM	+/-	PP	SH	GW
74-75	40	0	1	1	68	-40	0	0	0
NHL TOTAL	40	0	1	1	68	-40	0	0	0

RON ANDERSON

F

#10, 12

Acquired in 1974 Expansion Draft (17th pick) from Boston. Contract expired April 1976.

YEAR	GP	G	A	PTS	PIM	+/-	PP	SH	GW
74-75	28	9	7	16	8	-20	4	0	0
NHL TOTAL	28	9	7	16	8	-20	4	0	0

SHAWN ANDERSON

D

#36

Acquired from Buffalo for Bill Houlder, Sept. 30, 1990. Claimed by Quebec in 1990 Waiver Draft, Oct. 1, 1990. Acquired from Winnipeg for future considerations, Oct. 10, 1991. Became a free agent, June 14, 1994.

YEAR	GP	G	A	PTS	PIM	+/-	PP	SH	GW
92-93	60	2	6	8	18	-2	1	0	0
93-94	50	0	9	9	12	-1	0	0	0
TOTAL	110	2	15	17	30	-3	1	0	0
NHL TOTAL	225	11	51	62	117	1	6	0	0

PETER ANDERSSON

D

#19

Capitals' 8th choice (173rd overall) in the 1980 Entry Draft. Traded to Quebec for the Nordiques' 3rd-round choice in the 1986 Entry Draft (Shawn Simpson), March 10, 1986.

YEAR	GP	G	A	PTS	PIM	+/-	PP	SH	GW
83-84	42	3	7	10	20	12	2	0	0
84-85	57	0	10	10	21	5	0	0	0
85-86	61	6	16	22	36	-8	3	0	3
TOTAL	160	9	33	42	77	11	5	0	3
NHL TOTAL	172	10	41	51	81	17	6	0	3

MEL ANGELSTAD

F

#69

Signed as a free agent, April 3, 2004. Became a free agent, Aug. 1, 2005.

YEAR	GP	G	A	PTS	PIM	+/-	PP	SH	GW
03-04	2	0	0	0	2	0	0	0	0
NHL TOTAL	2	0	0	0	2	0	0	0	0

CHUCK ARNASON

F

#19

Acquired from Minnesota for future considerations, March 13, 1979. Returned to Minnesota, April 24, 1979.

YEAR	GP	G	A	PTS	PIM	+/-	PP	SH	GW
78-79	13	0	2	2	4	-1	0	0	0
NHL TOTAL	401	109	90	199	122	-71	23	0	11

JASON ARNOTT

F

#44

Acquired from New Jersey for C. David Steckel and a 2012 2nd-round pick, Feb. 28, 2011. Became a free agent, July 1, 2011.

YEAR	GP	G	A	PTS	PIM	+/-	PP	SH	GW
10-11	11	4	3	7	8	3	2	0	1
NHL TOTAL	1244	417	521	938	1242	81	145	2	64

STEVE ATKINSON

F

#21

Acquired in 1974 Expansion Draft (8th pick) from Buffalo. Contract expired June 1, 1975.

YEAR	GP	G	A	PTS	PIM	+/-	PP	SH	GW
74-75	46	11	4	15	8	-26	3	2	0
NHL TOTAL	302	60	51	111	104	-52	8	3	4

KEITH AUCOIN

F

#20, 23

Signed as a free agent, July 3, 2008. Became free agent July 1, 2012.

YEAR	GP	G	A	PTS	PIM	+/-	PP	SH	GW
08-09	12	2	4	6	4	5	1	0	0
09-10	9	1	4	5	0	-2	0	0	0
10-11	1	0	0	0	0	E	0	0	0
11-12	27	3	8	11	0	4	0	0	1
TOTAL	49	6	16	11	4	7	1	0	0
NHL TOTAL	143	17	32	49	22	6	2	0	2

PATRIK AUGUSTA

F

#14

Signed to an NHL contract Dec. 11, 1998.

YEAR	GP	G	A	PTS	PIM	+/-	PP	SH	GW
98-99	2	0	0	0	0	E	0	0	0
NHL TOTAL	4	0	0	0	0	E	0	0	0

BOB BABCOCK

D

#38, 29

Capitals' 11th choice (208th overall) in 1986 Entry Draft. Became a free agent, July 1, 1993.

YEAR	GP	G	A	PTS	PIM	+/-	PP	SH	GW
90-91	1	0	0	0	0	E	0	0	0
92-93	1	0	0	0	2	E	0	0	0
TOTAL	2	0	0	0	2	E	0	0	0
NHL TOTAL	2	0	0	0	2	E	0	0	0

NICKLAS BACKSTROM

F

#19

Capitals' 1st choice (4th overall) in 2006 Entry Draft.

YEAR	GP	G	A	PTS	PIM	+/-	PP	SH	GW
07-08	82	14	55	69	24	13	3	0	4
08-09	82	22	66	88	46	16	14	0	1
09-10	82	33	68	101	50	37	11	0	4
10-11	77	18	47	65	40	24	4	1	2
11-12	42	14	30	44	-4	24	3	0	4
12-13	48	8	40	48	20	8	3	0	1
NHL TOTAL	413	109	306	415	204	94	38	1	16

GARNET "ACE" BAILEY

F

#9

Acquired from St. Louis with Stan Gilbertson for Denis Dupere, Feb. 10, 1975. Became a free agent, June 1, 1978.

YEAR	GP	G	A	PTS	PIM	+/-	PP	SH	GW
74-75	22	4	13	17	8	-29	1	0	0
75-76	67	13	19	32	75	-42	2	0	2
76-77	78	19	27	46	51	-21	2	0	2
77-78	40	7	12	19	28	-12	0	0	2
TOTAL	207	43	71	114	162	-104	5	0	6
NHL TOTAL	568	107	171	278	633	-76	14	3	12

JOHN BARRETT

D

#6

Acquired from Detroit with Greg Smith for Darren Veitch, March 10, 1986. Traded to Minnesota for future considerations, Feb. 29, 1988. Reacquired and released, June 15, 1988.

YEAR	GP	G	A	PTS	PIM	+/-	PP	SH	GW
85-86	14	0	3	3	12	3	0	0	0
86-87	55	2	2	4	43	-16	0	0	0
TOTAL	69	2	5	7	55	-13	0	0	0
NHL TOTAL	488	20	77	97	604	-130	0	0	2

BATES BATTAGLIA

F

#13

Acquired from Colorado with Jonas Johansson for Steve Konowalchuk and a third-round selection in the 2004 Entry Draft (later traded to Carolina-Casey Borer), Oct. 22, 2003. Became a free agent, Aug. 1, 2005.

YEAR	GP	G	A	PTS	PIM	+/-	PP	SH	GW
03-04	66	4	6	10	38	-23	0	0	1
NHL TOTAL	580	80	118	198	385	-34	11	2	12

All-Time Player Register

NOLAN BAUMGARTNER

D

#38

Capitals' 1st choice (10th overall) in the 1994 Entry Draft. Traded to Chicago for defenseman Remi Royer, July 21, 2000.

YEAR	GP	G	A	PTS	PIM	+/-	PP	SH	GW
95-96	1	0	0	0	0	-1	0	0	0
97-98	4	0	1	1	0	E	0	0	0
98-99	5	0	0	0	0	-3	0	0	0
99-00	8	0	1	1	2	-3	0	0	0
TOTAL	18	0	2	2	2	-3	0	0	0
NHL TOTAL	143	7	40	47	69	11	5	1	1

ROBIN BAWA

F

#25

Signed as a free agent, May 22, 1987. Became a free agent, September 1990.

YEAR	GP	G	A	PTS	PIM	+/-	PP	SH	GW
89-90	5	1	0	1	2	-3	0	0	0
NHL TOTAL	61	6	1	7	60	-31	0	0	1

JAY BEAGLE

F

#83

Signed as a free agent, March 26, 2008.

YEAR	GP	G	A	PTS	PIM	+/-	PP	SH	GW
08-09	3	0	0	0	2	-3	0	0	0
09-10	7	1	1	2	2	-1	0	0	0
10-11	31	2	1	3	8	-2	0	0	2
11-12	41	4	1	5	23	-2	0	0	0
12-13	48	2	6	8	14	-1	0	0	1
NHL TOTAL	130	9	9	18	49	-9	0	0	3

YVES BEAUDOIN

D

#30, 38

Capitals' 6th choice (195th overall) in 1983 Entry Draft. Became a free agent, June 1988.

YEAR	GP	G	A	PTS	PIM	+/-	PP	SH	GW
85-86	4	0	0	0	0	-4	0	0	0
86-87	6	0	0	0	5	-4	0	0	0
87-88	1	0	0	0	0	-1	0	0	0
TOTAL	11	0	0	0	5	-9	0	0	0
NHL TOTAL	11	0	0	0	5	-9	0	0	0

KRIS BEECH

F

#16, 24

Capitals' 1st choice (7th overall) in 1999 Entry Draft. Traded to Pittsburgh with Russ Lupaschuk and Michal Sivek for Jaromir Jagr and Frantisek Kucera, July 11, 2001. Acquired from Nashville with the Predators' 1st-round choice in the 2006 Entry Draft (Semyon Varlamov) for Brendan Witt, March 9, 2006. Became a free agent, July 1, 2007. Claimed off waivers from Vancouver, Jan. 23, 2008. Claimed by Pittsburgh off waivers, Jan. 26, 2008.

YEAR	GP	G	A	PTS	PIM	+/-	PP	SH	GW
00-01	4	0	0	0	2	-2	0	0	0
05-06	5	0	0	0	4	E	0	0	0
06-07	64	8	18	26	46	-11	3	0	0
TOTAL	73	8	18	26	52	-13	3	0	0
NHL TOTAL	198	25	42	67	113	-37	7	0	0

ERIC BELANGER

F

#18

Acquired from Minnesota for Washington's second-round pick in the 2010 Entry Draft. Became a free agent, July 1, 2010.

YEAR	GP	G	A	PTS	PIM	+/-	PP	SH	GW
09-10	17	2	4	6	4	3	0	0	0
10-11	82	13	27	40	36	11	1	1	2
NHL TOTAL	820	138	220	358	361	-24	28	10	19

BRIAN BELLOWES

F

#23

Signed as a free agent, March 24, 1998. Retired after the 1998-99 season.

YEAR	GP	G	A	PTS	PIM	+/-	PP	SH	GW
97-98	11	6	3	9	6	-3	5	0	2
98-99	76	17	19	36	26	-12	8	0	3
TOTAL	87	23	22	45	32	-15	13	0	5
NHL TOTAL	1188	485	537	1022	718	-125	198	13	58

JAN BENDA

F

#28

Signed as a free agent, Oct. 1, 1997. Became a free agent, July 1, 1998.

YEAR	GP	G	A	PTS	PIM	+/-	PP	SH	GW
97-98	9	0	3	3	6	E	0	0	0
NHL TOTAL	9	0	3	3	6	E	0	0	0

HARVEY BENNETT

F

#27

Acquired from Pittsburgh for Stan Gilbertson, Dec. 16, 1975. Sold to Philadelphia, Nov. 24, 1976.

YEAR	GP	G	A	PTS	PIM	+/-	PP	SH	GW
75-76	49	12	10	22	39	-27	1	0	1
76-77	18	2	6	8	34	-9	0	0	0
TOTAL	67	14	16	30	73	-36	1	0	1
NHL TOTAL	268	44	46	90	347	-92	3	0	4

SERGEI BEREZIN

F

#94

Acquired from Chicago for the Capitals' 4th choice in the 2004 Entry Draft, March 11, 2003. Became a free agent, July 1, 2003.

YEAR	GP	G	A	PTS	PIM	+/-	PP	SH	GW
02-03	9	5	4	9	4	10	0	0	2
NHL TOTAL	502	160	126	286	54	29	43	1	23

MICHEL BERGERON

F

#12, 16

Acquired from the NY Islanders for the Capitals' 2nd choice in the 1979 Entry Draft (Tomas Jonsson), Oct. 19, 1978. Released on Jan. 27, 1979.

YEAR	GP	G	A	PTS	PIM	+/-	PP	SH	GW
78-79	30	7	6	13	7	-18	1	0	1
NHL TOTAL	229	80	58	138	165	-37	17	0	12

TIM BERGLAND

F

#11

Capitals' 1st choice (75th overall) in the 1983 Entry Draft. Claimed by Tampa Bay in 1992 Expansion Draft, June 18, 1992. Claimed on waivers from Tampa Bay, March 17, 1994. Became a free agent, June 14, 1994.

YEAR	GP	G	A	PTS	PIM	+/-	PP	SH	GW
89-90	32	2	5	7	31	2	0	0	0
90-91	47	5	9	14	21	-1	0	0	0
91-92	22	1	4	5	2	-3	0	0	0
93-94	3	0	0	0	4	-1	0	0	0
TOTAL	104	8	18	26	58	-3	0	0	0
NHL TOTAL	182	17	26	43	75	-22	0	0	0

RICK BERRY

D

#4

Claimed from Pittsburgh in the waiver draft, Oct. 4, 2002. Became a free agent, July 1, 2004.

YEAR	GP	G	A	PTS	PIM	+/-	PP	SH	GW
GW									
02-03	43	2	1	3	87	-3	0	0	1
03-04	65	0	6	6	108	-5	0	0	0
TOTAL	108	2	7	9	195	-8	0	0	1
NHL TOTAL	197	2	13	15	314	-6	0	0	1

CRAIG BERUBE

F

#27

Acquired from Calgary for Washington's 5th choice in the 1993 Entry Draft (Darryl Lafrance), June 26, 1993. Traded to Philadelphia for future considerations, March 23, 1999. Signed as a free agent, July 7, 2000. Traded to the NY Islanders for their 9th choice in the 2001 Entry Draft (Robert Muller), Jan. 11, 2001.

YEAR	GP	G	A	PTS	PIM	+/-	PP	SH	GW
93-94	84	7	7	14	305	-4	0	0	0
94-95	43	2	4	6	173	-5	0	0	0
95-96	50	2	10	12	151	1	1	0	1
96-97	80	4	3	7	218	-11	0	0	1
97-98	74	6	9	15	189	-3	0	0	0
98-99	66	5	4	9	166	-7	0	0	0
00-01	22	0	1	1	18	-3	0	0	0
TOTAL	419	26	38	64	1220	-32	1	0	2
NHL TOTAL	1054	61	98	159	3149	-81	3	0	8

TODD BIDNER

F

#22, 23

Capitals' 5th choice (110th overall) in 1980 Entry Draft. Traded to Edmonton for Doug Hicks, March 9, 1982.

YEAR	GP	G	A	PTS	PIM	+/-	PP	SH	GW
81-82	12	2	1	3	7	E	0	0	1
NHL TOTAL	12	2	1	3	7	E	0	0	1

MATHIEU BIRON

D

#34

Signed as a free agent, Aug. 10, 2005. Became a free agent July 1, 2006.

YEAR	GP	G	A	PTS	PIM	+/-	PP	SH	GW
05-06	52	4	9	13	50	-11	3	0	0
NHL TOTAL	253	12	32	44	177	-69	5	1	3

JAMES BLACK

F

#28, 21

Acquired from Chicago for future considerations, Oct. 15, 1998. Became a free agent, July 1, 2001.

YEAR	GP	G	A	PTS	PIM	+/-	PP	SH	GW
98-99	75	16	14	30	14	5	1	1	3
99-00	49	8	9	17	6	-1	1	0	1
00-01	42	1	5	6	4	-3	0	0	0
TOTAL	166	25	28	53	24	1	2	1	4
NHL TOTAL	352	58	57	115	84	-8	7	2	12

TIMO BLOMQUIST

D

#17

Capitals' 4th choice (89th overall) in 1980 Entry Draft. Became a free agent, July 1, 1986.

YEAR	GP	G	A	PTS	PIM	+/-	PP	SH	GW
81-82	44	1	11	12	62	-17	0	0	0
82-83	61	1	17	18	67	15	1	0	1
83-84	65	1	19	20	84	17	0	0	0
84-85	53	1	4	5	51	11	0	0	0
TOTAL	223	4	51	55	264	26	1	0	1
NHL TOTAL	243	4	53	57	293	23	1	0	1

All-Time Player Register

MIKE BLOOM

F

#23

Acquired in 1974 Expansion Draft (13th pick) from Boston. Traded to Detroit for Blair Stewart, March 9, 1975.

YEAR	GP	G	A	PTS	PIM	+/-	PP	SH	GW
74-75	69	7	19	26	84	-54	0	0	0
NHL TOTAL	201	30	47	77	215	-81	2	0	2

JOHN BLUM

D

#17, 33

Claimed from Boston in the waiver draft, Oct. 6, 1986. Traded to Boston for the Bruins' 7th choice in the 1988 Entry Draft (Brad Schlegel), May 27, 1987.

YEAR	GP	G	A	PTS	PIM	+/-	PP	SH	GW
86-87	66	2	8	10	133	1	0	0	0
NHL TOTAL	250	7	34	41	610	8	0	0	1

PATRICK BOILEAU

D

#39, 41, 45

Capitals' 3rd choice (69th overall) in the 1993 Entry Draft. Became a free agent, July 1, 2002.

YEAR	GP	G	A	PTS	PIM	+/-	PP	SH	GW
1996-97	1	0	0	0	0	0	0	0	0
1998-99	4	0	1	1	2	-4	0	0	0
2001-02	2	0	0	0	2	-2	0	0	0
TOTAL	7	0	1	1	4	-6	0	0	0
NHL TOTAL	48	5	11	16	26	-13	3	0	1

LARRY BOLONCHUK

D

#24, 8, 4

Acquired in 1974 Expansion Draft (21st pick) from Vancouver. Became a free agent June 1, 1978.

YEAR	GP	G	A	PTS	PIM	+/-	PP	SH	GW
75-76	1	0	1	1	0	-1	0	0	0
76-77	9	0	0	0	12	-12	0	0	0
77-78	49	3	8	11	79	-19	0	0	0
TOTAL	59	3	9	12	91	-32	0	0	0
NHL TOTAL	74	3	9	13	97	-43	0	0	0

PETER BONDRA

F

#12

Capitals' 9th choice (156th overall) in 1990 Entry Draft. Traded to Ottawa for Brooks Laich and Ottawa's 2nd choice in the 2005 Entry Draft (later traded to Colorado-Chris Durand), Feb. 18, 2004.

YEAR	GP	G	A	PTS	PIM	+/-	PP	SH	GW
90-91	54	12	16	28	47	-10	4	0	1
91-92	71	28	28	56	42	16	4	0	3
92-93	83	37	48	85	70	8	10	0	7
93-94	69	24	19	43	40	22	4	0	2
94-95	47	34	9	43	24	9	12	6	3
95-96	67	52	28	80	40	18	11	4	7
96-97	77	46	31	77	72	7	10	4	3
97-98	76	52	26	78	44	14	11	5	13
98-99	66	31	24	55	56	-1	6	3	5
99-00	62	21	17	38	30	5	5	3	5
00-01	82	45	36	81	60	8	22	4	8
01-02	77	39	31	70	80	-2	17	1	8
02-03	76	30	26	56	52	-3	9	2	4
03-04	54	21	14	35	22	-17	12	0	4
TOTAL	961	472	353	825	679	74	137	32	73
NHL TOTAL	1081	503	389	892	761	74	149	32	78

PIERRE BOUCHARD

D

#29, 26

Claimed from Montreal in the waiver draft, Oct. 9, 1978. Became a free agent, Oct. 25, 1982.

YEAR	GP	G	A	PTS	PIM	+/-	PP	SH	GW
78-79	1	0	0	0	0	1	0	0	0
79-80	54	5	9	14	16	-7	0	0	0
80-81	50	3	7	10	28	-18	0	0	0
81-82	1	0	0	0	10	-2	0	0	0
TOTAL	106	8	16	24	54	-26	0	0	0
NHL TOTAL	595	24	82	106	433	110	0	1	2

JOSEF BOUMEDIENNE

D

#39, 2

Acquired from Ottawa for Dean Melanson, Dec. 16, 2002. Became a free agent, July 1, 2008.

YEAR	GP	G	A	PTS	PIM	+/-	PP	SH	GW
02-03	6	1	0	1	0	-1	0	0	1
03-04	37	2	12	14	30	-10	2	0	0
TOTAL	43	3	12	15	30	-11	2	0	1
NHL TOTAL	47	4	12	16	36	-13	2	0	1

CHRIS BOURQUE

F

#56

Capitals' 4th choice (33rd overall) in 2004 Entry Draft. Claimed on waivers by Pittsburgh, Sept. 30, 2009. Claimed off waivers from Pittsburgh, Dec. 5, 2009. Signed with KHL, July 2010.

YEAR	GP	G	A	PTS	PIM	+/-	PP	SH	GW
07-08	4	0	0	0	2	E	0	0	0
08-09	8	1	0	1	0	E	0	0	0
09-10	1	0	0	0	0	-2	0	0	0
TOTAL	13	1	0	1	2	-2	0	0	0
NHL TOTAL	33	1	3	4	12	-6	0	0	9

MATT BRADLEY

F

#10

Signed as a free agent, Aug. 18, 2005. Became a free agent, July 1, 2011.

YEAR	GP	G	A	PTS	PIM	+/-	PP	SH	GW
05-06	74	7	12	19	72	-8	0	0	1
06-07	57	4	9	13	47	-5	0	0	0
07-08	77	7	11	18	74	1	1	1	2
08-09	81	5	6	11	59	-1	0	0	1
09-10	77	10	14	24	47	6	0	1	5
10-11	61	4	7	11	68	-3	0	0	0
TOTAL	427	37	59	96	367	-10	1	2	9
NHL TOTAL	675	59	90	149	562	-19	1	2	12

RICK BRAGNALO

F

#18, 12, 8

Signed as a free agent, March 1976. Became a free agent, June 1, 1980.

YEAR	GP	G	A	PTS	PIM	+/-	PP	SH	GW
75-76	19	2	10	12	8	-4	0	0	0
76-77	80	11	12	23	16	-16	1	2	1
77-78	44	2	13	15	22	-6	0	0	0
78-79	2	0	0	0	0	-1	0	0	0
TOTAL	145	15	35	50	46	-27	1	2	1
NHL TOTAL	145	15	35	50	46	-27	1	2	1

DONALD BRASHEAR

F

#87

Signed as a free agent, July 14, 2006. Became a free agent, July 1, 2009.

YEAR	GP	G	A	PTS	PIM	+/-	PP	SH	GW
06-07	77	4	9	13	156	1	0	0	0
07-08	80	5	3	8	119	-7	0	0	0
08-09	63	1	3	4	121	-6	0	0	1
TOTAL	220	10	15	25	396	-12	0	0	1
NHL TOTAL	1025	85	120	205	2634	-93	4	0	13

GORD BROOKS

F

#10

Acquired in 1974 Expansion Draft (14th pick) from St. Louis. Became a free agent, June 1, 1975.

YEAR	GP	G	A	PTS	PIM	+/-	PP	SH	GW
74-75	38	1	10	11	25	-19	1	0	0
NHL TOTAL	70	7	18	25	37	-19	1	0	1

WILLIE BROSSART

D

#17, 5

Acquired from Toronto with Tim Ecclestone for Rod Seiling, Nov. 2, 1974. Became a free agent, June 1, 1976.

YEAR	GP	G	A	PTS	PIM	+/-	PP	SH	GW
74-75	12	1	0	1	14	-14	0	0	0
75-76	49	0	8	8	40	-49	0	0	0
TOTAL	61	1	8	9	54	-63	0	0	0
NHL TOTAL	129	1	14	15	88	-75	0	0	0

TROY BROUWER

F

#20

Acquired from Chicago for Washington's 1st choice in the 2011 Entry Draft (Phillip Danault) on June 24, 2011.

YEAR	GP	G	A	PTS	PIM	+/-	PP	SH	GW
11-12	82	18	15	33	61	-15	3	0	5
12-13	47	19	14	33	28	-5	7	1	5
NHL TOTAL	367	86	83	169	250	-12	28	3	22

JEFF BROWN

D

#28

Acquired from Toronto for Sylvain Cote, March 24, 1998. Retired after the 1997-98 season.

YEAR	GP	G	A	PTS	PIM	+/-	PP	SH	GW
97-98	9	0	6	6	6	4	0	0	0
NHL TOTAL	747	154	430	584	498	-51	80	5	16

ANDREW BRUNETTE

F

#18

Capitals' 6th choice (174th overall) in the 1993 Entry Draft. Claimed by Nashville in the 1998 Expansion Draft, June 26, 1998.

YEAR	GP	G	A	PTS	PIM	+/-	PP	SH	GW
95-96	11	3	3	6	0	5	0	0	1
96-97	23	4	7	11	12	-3	2	0	0
97-98	28	11	12	23	12	2	4	0	2
TOTAL	62	18	22	40	24	4	6	0	3
NHL TOTAL	1032	256	450	706	310	-65	110	0	32

JAN BULIS

F

#8, 38

Capitals' 3rd choice (43rd overall) in 1996 Entry Draft. Traded with Richard Zednik and Washington's 1st choice in the 2001 Entry Draft (Alexander Perezhogin) to Montreal for Trevor Linden, Dainius Zubrus and Washington's 2nd choice in the 2001 Entry Draft (traded to Tampa Bay-Andreas Holmqvist), March 13, 2001.

YEAR	GP	G	A	PTS	PIM	+/-	PP	SH	GW
97-98	48	5	11	16	18	-5	0	0	0
98-99	38	7	16	23	6	3	3	0	3
99-00	56	9	22	31	30	7	0	0	1
00-01	39	5	13	18	26	E	1	0	0
TOTAL	181	26	62	88	80	5	4	0	4
NHL TOTAL	552	96	149	245	268	-3	13	3	18

All-Time Player Register

TED BULLEY

F

#29

Acquired from Chicago with Dave Hutchinson for future considerations, Aug. 28, 1982. Signed as a free agent by Pittsburgh, Sept. 30, 1983.

YEAR	GP	G	A	PTS	PIM	+/-	PP	SH	GW
82-83	39	4	9	13	47	-3	0	0	1
NHL TOTAL	414	101	113	214	704	8	13	0	20

RANDY BURRIDGE

F

#18

Acquired from Boston for Stephen Leach, June 20, 1991. Traded to Los Angeles for Warren Rychel (traded to Toronto for the Maple Leafs' 4th pick in the 1995 Entry Draft-Sebastien Charpentier), Feb. 10, 1995.

YEAR	GP	G	A	PTS	PIM	+/-	PP	SH	GW
91-92	66	23	44	67	50	-4	9	0	3
92-93	4	0	0	0	0	1	0	0	0
93-94	78	25	17	42	73	-1	8	1	5
94-95	2	0	0	0	2	E	0	0	0
TOTAL	150	48	61	109	125	-4	17	1	8
NHL TOTAL	706	199	251	450	458	65	47	9	29

NELSON BURTON

F

#12, 27, 8

Capitals' 4th choice (57th overall) in 1977 Amateur Draft. Traded to Quebec for Dave Parro, June 15, 1979.

YEAR	GP	G	A	PTS	PIM	+/-	PP	SH	GW
77-78	5	1	0	1	8	-3	0	0	0
78-79	3	0	0	0	13	-2	0	0	0
TOTAL	8	1	0	1	21	-5	0	0	0
NHL TOTAL	8	1	0	1	21	-5	0	0	0

ERIC CALDER

D

#26, 24

Capitals' 2nd choice (45th overall) in the 1981 Entry Draft. Retired, Aug. 20, 1984.

YEAR	GP	G	A	PTS	PIM	+/-	PP	SH	GW
81-82	1	0	0	0	0	E	0	0	0
82-83	1	0	0	0	0	E	0	0	0
TOTAL	2	0	0	0	0	E	0	0	0
NHL TOTAL	2	0	0	0	0	E	0	0	0

TONY CAMAZZOLA

F

#2

Capitals' 9th choice (195th overall) of 1980 Entry Draft. Released from contract, June 1, 1984.

YEAR	GP	G	A	PTS	PIM	+/-	PP	SH	GW
81-82	3	0	0	0	4	E	0	0	0
NHL TOTAL	3	0	0	0	4	E	0	0	0

JOHN CARLSON

D

#74

Capitals' 2nd choice (27th overall) of 2008 Entry Draft.

YEAR	GP	G	A	PTS	PIM	+/-	PP	SH	GW
09-10	22	1	5	6	8	11	0	0	0
10-11	82	7	30	37	44	21	1	0	3
11-12	82	9	23	32	-15	22	4	0	0
12-13	48	6	16	22	18	11	0	0	0
NHL TOTAL	234	23	74	97	92	28	5	0	3

KENT CARLSON

D

#39

Acquired from Winnipeg for future considerations, Oct. 19, 1988. Released, February 1988.

YEAR	GP	G	A	PTS	PIM	+/-	PP	SH	GW
88-89	2	1	0	1	0	2	0	0	0
NHL TOTAL	113	7	11	18	148	-10	0	0	2

BOB CARPENTER

F

#10, 11

Capitals' 1st choice (3rd overall) in the 1981 Entry Draft. Traded to NY Rangers with the Capitals' 2nd choice in 1989 Entry Draft (Jason Prossofsky) for Bob Crawford, Kelly Miller and Mike Ridley, Jan. 1, 1987. Signed as a free agent, June 30, 1992. Became a free agent, Aug. 1, 1993.

YEAR	GP	G	A	PTS	PIM	+/-	PP	SH	GW
81-82	80	32	35	67	69	-23	7	1	3
82-83	80	32	37	69	64	E	14	0	4
83-84	80	28	40	68	51	E	8	0	5
84-85	80	53	42	95	87	20	12	0	7
85-86	80	27	29	56	105	-12	7	0	3
86-87	22	5	7	12	21	-7	4	0	0
92-93	68	11	17	28	65	-16	2	0	0
TOTAL	490	188	207	395	462	-38	54	1	22
NHL TOTAL	1178	320	408	728	919	-81	82	7	40

GREG CARROLL

F

#11

Capitals' 2nd choice (15th overall) in 1976 Amateur Draft. Signed from New England (WHA), Sept. 21, 1978. Released on waivers, Jan. 4, 1979.

YEAR	GP	G	A	PTS	PIM	+/-	PP	SH	GW
78-79	24	5	6	11	12	-2	0	0	0
NHL TOTAL	131	20	34	54	44	-13	1	1	2

ANSON CARTER

F

#33

Acquired from Colorado for Washington's 4th choice in the 1996 Entry Draft (Ben Storey), April 4, 1996. Traded to Boston with Jim Carey and Jason Allison for Adam Oates, Rick Tocchet and Bill Ranford, March 1, 1997. Acquired from New York Rangers for Jaromir Jagr, Jan. 23, 2004. Traded to Los Angeles Kings for Jared Aulin, March 8, 2004.

YEAR	GP	G	A	PTS	PIM	+/-	PP	SH	GW
96-97	19	3	2	5	7	E	1	0	1
03-04	19	5	5	10	6	2	2	0	2
TOTAL	38	8	7	15	13	2	3	0	3
NHL TOTAL	674	202	219	421	229	-12	72	3	36

ANDREW CASSELS

F

#25

Signed as a free agent, Aug. 9, 2005. Waived, Jan. 28, 2006.

YEAR	GP	G	A	PTS	PIM	+/-	PP	SH	GW
05-06	31	4	8	12	14	-3	2	0	0
NHL TOTAL	1015	204	528	732	410	-73	72	9	28

TONY CASSOLATO

F

#25, 40

Signed as a free agent from Birmingham (WHA), August 1976. Became a free agent, June 1, 1983.

YEAR	GP	G	A	PTS	PIM	+/-	PP	SH	GW
79-80	9	0	2	2	0	2	0	0	0
80-81	2	0	0	0	0	E	0	0	0
81-82	12	1	4	5	4	1	0	0	0
TOTAL	23	1	6	7	4	3	0	0	0
NHL TOTAL	23	1	6	7	4	3	0	0	0

PAUL CAVALLINI

D

#30, 28, 14

Capitals' 10th choice (205th overall) in the 1984 Entry Draft. Traded to St. Louis for Blues' 2nd choice in the 1988 Entry Draft (Wade Bartley), Dec. 11, 1987. Acquired from St. Louis for Kevin Miller, Nov. 1, 1992. Traded to Dallas for Enrico Ciccone, June 26, 1993.

YEAR	GP	G	A	PTS	PIM	+/-	PP	SH	GW
86-87	6	0	2	2	8	-4	0	0	0
87-88	24	2	3	5	66	E	0	0	1
92-93	71	5	8	13	46	3	0	0	0
TOTAL	101	7	13	20	120	-1	0	0	1
NHL TOTAL	564	56	177	233	750	116	16	2	6

SHAWN CHAMBERS

D

#25

Acquired from Minnesota for Steve Maltais and Trent Klatt, June 9, 1991. Claimed by Tampa Bay in 1992 Expansion Draft, June 18, 1992.

YEAR	GP	G	A	PTS	PIM	+/-	PP	SH	GW
91-92	2	0	0	0	2	-3	0	0	0
NHL TOTAL	625	50	185	235	364	-5	20	5	6

ERIC CHARRON

D

#28

Acquired from Tampa Bay for a 3rd round pick in the 1997 Entry Draft (Eero Somervuori), Nov. 17, 1995. Traded to Calgary for Calgary's 7th choice in the 1998 Entry Draft (Nathan Forster), Sept. 4, 1997.

YEAR	GP	G	A	PTS	PIM	+/-	PP	SH	GW
95-96	4	0	1	1	4	3	0	0	0
96-97	25	1	1	2	20	1	0	0	0
TOTAL	29	1	2	3	24	4	0	0	0
NHL TOTAL	130	2	7	9	127	-10	0	0	0

GUY CHARRON

F

#15

Signed as a free agent from Colorado, Sept. 1, 1976 (Colorado accepted rights to Nelson Pyatt as compensation). Released after the 1980-81 season.

YEAR	GP	G	A	PTS	PIM	+/-	PP	SH	GW
76-77	80	36	46	82	10	-28	6	1	4
77-78	80	38	35	73	12	-25	4	0	3
78-79	80	28	42	70	24	-14	9	0	4
79-80	33	11	20	31	6	-2	5	0	1
80-81	47	5	13	18	2	-4	2	1	0
TOTAL	320	118	156	274	54	-73	26	2	12
NHL TOTAL	734	221	309	530	146	-208	47	2	23

DENIS CHASSE

F

#26

Acquired from St. Louis in exchange for Rob Pearson, Jan. 28, 1996. Traded to Winnipeg for Stewart Malgunas, Feb. 15, 1996.

YEAR	GP	G	A	PTS	PIM	+/-	PP	SH	GW
95-96	3	0	0	0	5	-1	0	0	0
NHL TOTAL	132	11	14	25	292	2	20	0	1

JASON CHIMERA

F

#25

Acquired from Columbus in exchange for Chris Clark and Milan Jurcina, Dec. 28, 2009.

YEAR	GP	G	A	PTS	PIM	+/-	PP	SH	GW
09-10	39	7	10	17	51	6	0	0	0
10-11	81	10	16	26	64	-10	2	0	1
11-12	82	20	19	39	78	4	1	2	5
12-13	47	3	11	14	48	-5	0	0	0
TOTAL	249	40	56	96	241	-5	3	2	6
NHL TOTAL	710	121	147	268	706	-23	9	7	23

All-Time Player Register

DAVE CHRISTIAN F #27

Acquired from Winnipeg for Washington's 1st choice in the 1983 Entry Draft (Bobby Dollas), June 8, 1983. Traded to Boston for Bob Joyce, Dec. 13, 1989.

YEAR	GP	G	A	PTS	PIM	+/-	PP	SH	GW
83-84	80	29	52	81	28	26	9	0	6
84-85	80	26	43	69	14	20	5	0	2
85-86	80	41	42	83	15	3	18	2	4
86-87	76	23	27	50	8	-5	5	0	2
87-88	80	37	21	58	26	-14	14	0	5
88-89	80	34	31	65	12	2	16	1	1
89-90	28	3	8	11	4	-12	0	0	1
TOTAL	504	193	224	417	107	20	67	3	21
NHL TOTAL	1009	340	433	773	284	-65	102	8	35

TOM CHORSKE F #9

Acquired from NY Islanders with Islanders' 8th choice in the 1999 Entry Draft (Maxim Orlov) for Washington's 6th choice in 1999 Entry Draft (Bjorn Melin), Oct. 16, 1998. Traded to Calgary for future considerations, March 22, 1999.

YEAR	GP	G	A	PTS	PIM	+/-	PP	SH	GW
98-99	17	0	2	2	4	-4	0	0	0
NHL TOTAL	596	115	122	237	225	-2	6	11	14

BRAD CHURCH F #25

Capitals' 1st choice (17th overall) in the 1995 Entry Draft. Traded to Edmonton, Feb. 3, 1999, in exchange for the rights to Barrie Moore.

YEAR	GP	G	A	PTS	PIM	+/-	PP	SH	GW
97-98	2	0	0	0	0	E	0	0	0
NHL TOTAL	2	0	0	0	0	E	0	0	0

DINO CICCARELLI F #22

Acquired from Minnesota with Bob Rouse for Mike Gartner and Larry Murphy, March 7, 1989. Traded to Detroit for Kevin Miller, June 20, 1992.

YEAR	GP	G	A	PTS	PIM	+/-	PP	SH	GW
88-89	11	12	3	15	12	10	3	0	3
89-90	80	41	38	79	122	-5	10	0	6
90-91	54	21	18	39	66	-17	2	0	2
91-92	78	38	38	76	78	-10	13	0	7
TOTAL	223	112	97	209	278	-22	28	0	18
NHL TOTAL	1232	608	592	1200	1425	-2	232	1	73

ENRICO CICCONE D #39, 19

Acquired from Dallas for Paul Cavallini, June 22, 1993. Traded to Tampa Bay with Washington's 3rd choice in the 1994 Entry Draft (later traded to Anaheim-Craig Reichert) and a conditional draft pick for Joe Reekie, March 21, 1994. Re-acquired from Tampa Bay for future considerations, Dec. 28, 1998. Became a free agent, July 1, 2000.

YEAR	GP	G	A	PTS	PIM	+/-	PP	SH	GW
93-94	46	1	1	2	174	-2	0	0	0
98-99	43	2	0	2	103	-6	0	0	0
TOTAL	89	2	1	4	277	-8	0	0	0
NHL TOTAL	374	10	18	28	1469	-11	0	0	1

IVAN CIERNIK F #27

Claimed off waivers from Ottawa, Jan. 9, 2002. Became a free agent, July 1, 2004.

YEAR	GP	G	A	PTS	PIM	+/-	PP	SH	GW
01-02	6	0	1	1	2	0	0	0	0
02-03	47	8	10	18	24	6	0	0	2
03-04	7	1	1	2	0	0	0	0	0
TOTAL	60	9	12	21	26	6	0	0	2
NHL TOTAL	89	12	14	26	32	9	0	0	2

CHRIS CLARK F #17

Acquired from Calgary with Calgary's 7th choice in the 2007 Entry Draft (Andrew Glass) for Washington's 7th choice in the 2006 Entry Draft (Devin Didiomete) and Washington's 6th choice in the 2007 Entry Draft (later traded to Colorado-Jens Hellgren), Aug. 4, 2005. Traded to Columbus with Milan Jurcina for Jason Chimera, Dec. 28, 2009.

YEAR	GP	G	A	PTS	PIM	+/-	PP	SH	GW
05-06	78	20	19	39	110	9	1	3	0
06-07	74	30	24	54	66	-10	9	4	2
07-08	18	5	4	9	43	E	1	0	1
08-09	32	1	5	6	32	-3	0	0	3
09-10	38	4	11	15	27	-4	0	0	0
TOTAL	240	60	63	123	278	-8	11	7	6
NHL TOTAL	607	103	111	214	700	-48	22	8	12

BILL CLEMENT F #10

Acquired from Philadelphia with Don McLean and Flyers' 1st choice in 1978 Amateur Draft (Alex Forsyth) for Capitals' 1st choice in the 1975 Entry Draft (Mel Bridgman), June 3, 1975. Traded to Atlanta for Gerry Meehan, Jean Lemieux and Flames' 1st choice in the 1976 Entry Draft (Greg Carroll), Jan. 22, 1976.

YEAR	GP	G	A	PTS	PIM	+/-	PP	SH	GW
75-76	46	10	17	27	20	-30	2	0	0
NHL TOTAL	719	148	208	356	383	-22	9	16	21

STEVE CLIPPINGDALE F #26

Acquired from Los Angeles for Mike Marson, June 11, 1979. Released, October 1980.

YEAR	GP	G	A	PTS	PIM	+/-	PP	SH	GW
79-80	3	0	0	0	0	E	0	0	0
NHL TOTAL	19	1	2	3	9	3	0	0	0

BEN CLYMER F/D #27

Signed as a free agent, Aug. 8, 2005. Contract bought out, June 24, 2008.

YEAR	GP	G	A	PTS	PIM	+/-	PP	SH	GW
05-06	77	16	17	33	72	-7	3	0	3
06-07	66	7	13	20	44	-17	0	0	0
TOTAL	143	23	30	53	116	-24	3	0	3
NHL TOTAL	438	52	77	129	367	-64	13	0	6

BILL COLLINS F #26

Purchased from Philadelphia, Dec. 4, 1976. Became a free agent, June 1, 1978.

YEAR	GP	G	A	PTS	PIM	+/-	PP	SH	GW
76-77	54	11	14	25	26	-7	0	2	1
77-78	74	10	9	19	18	-32	0	1	1
TOTAL	128	21	23	44	44	-39	0	3	2
NHL TOTAL	768	157	154	311	415	-121	10	17	18

SEAN COLLINS D #62

Signed as a free agent, March 17, 2007. Became a free agent, July 1, 2012.

YEAR	GP	G	A	PTS	PIM	+/-	PP	SH	GW
08-09	15	1	1	2	12	1	0	0	0
10-11	4	1	0	1	0	2	0	0	1
11-12	2	0	0	0	0	-1	0	0	0
NHL TOTAL	21	2	1	3	12	2	0	0	1

MATT COOKE F #24

Acquired from Vancouver for Matt Pettinger, Feb. 26, 2008. Became a free agent, July 1, 2008.

YEAR	GP	G	A	PTS	PIM	+/-	PP	SH	GW
07-08	17	3	4	7	27	5	0	1	0
NHL TOTAL	935	153	207	360	1,068	53	7	14	22

CHRIS CORRINET F #48

Capitals' 4th-round choice (107th overall) in the 1998 NHL Entry Draft.

YEAR	GP	G	A	PTS	PIM	+/-	PP	SH	GW
01-02	8	0	1	1	6	-4	0	0	0
NHL TOTAL	8	0	1	1	6	-4	0	0	0

YVON CORRIVEAU F #26

Capitals' 1st choice (19th overall) in the 1985 Entry Draft. Traded to Hartford for Mike Liut, March 5, 1990. Acquired from Hartford with Mark Hunter for Nick Kypreos, July 30, 1992. Claimed by San Jose in 1992 Waiver Draft.

YEAR	GP	G	A	PTS	PIM	+/-	PP	SH	GW
85-86	2	0	0	0	0	-1	0	0	0
86-87	17	1	1	2	24	-4	0	0	0
87-88	44	10	9	19	84	17	0	0	1
88-89	33	3	2	5	62	E	0	0	0
89-90	50	9	6	15	50	-1	1	0	1
TOTAL	146	23	18	41	220	11	1	0	2
NHL TOTAL	280	48	40	88	310	-9	6	0	3

JOE CORVO D #77

Acquired from Carolina for Brian Pothier, Oskar Osala and a second-round choice in the 2011 Entry Draft, March 3, 2010.

YEAR	GP	G	A	PTS	PIM	+/-	PP	SH	GW
09-10	18	2	4	6	2	-4	1	0	0
TOTAL	18	2	4	6	2	-4	1	0	0
NHL TOTAL	683	89	211	300	231	32	40	2	21

ALAIN COTE D #39

Acquired from Boston to complete Bob Gould trade, Oct. 2, 1989. Traded to Montreal for Marc Deschamps, June 22, 1990.

YEAR	GP	G	A	PTS	PIM	+/-	PP	SH	GW
89-90	2	0	0	0	7	-2	0	0	0
NHL TOTAL	119	2	18	20	124	4	0	0	0

All-Time Player Register

SYLVAIN COTE

D

#3

Acquired from Hartford Sept. 8, 1991, for Washington's 2nd choice in 1992 NHL Entry Draft (Andrei Nikolishin). Signed as a free agent July 7, 2000. Retired after the 2002-03 season.

YEAR	GP	G	A	PTS	PIM	+/-	PP	SH	GW
91-92	78	11	29	40	31	7	6	0	2
92-93	77	21	29	50	34	28	8	2	3
93-94	84	16	35	51	66	30	3	2	2
94-95	47	5	14	19	53	2	1	0	2
95-96	81	5	33	38	40	5	3	0	2
96-97	57	6	18	24	28	11	2	0	0
97-98	59	1	15	16	36	-5	0	0	0
00-01	68	7	11	18	18	-3	1	1	1
01-02	70	3	11	14	26	-15	1	0	2
02-03	1	0	0	0	4	0	0	0	0
TOTAL	622	75	195	270	336	60	25	5	14
NHL TOTAL	1171	122	313	435	545	39	35	6	20

TIM COULIS

F

#20, 17

Capitals' 2nd choice (18th overall) in 1978 Amateur Draft. Traded June 11, 1980, to Toronto with Robert Picard and Washington's 2nd choice in 1980 Entry Draft (Bob McGill) for Mike Palmateer and Toronto's 3rd choice in 1980 Entry Draft (Torrie Robertson).

YEAR	GP	G	A	PTS	PIM	+/-	PP	SH	GW
79-80	19	1	2	3	27	-6	0	0	0
NHL TOTAL	47	2	2	4	138	-13	0	0	0

GEOFF COURTNALL

F

#14

Acquired from Edmonton for Greg Adams, July 22, 1988. Traded to St. Louis for Peter Zedel and Mike Lalor, July 13, 1990.

YEAR	GP	G	A	PTS	PIM	+/-	PP	SH	GW
88-89	79	42	38	80	112	11	16	0	6
89-90	80	35	39	74	104	27	9	0	2
TOTAL	159	77	77	154	216	38	25	0	8
NHL TOTAL	1048	367	432	799	1465	121	107	2	55

BRUCE COWICK

F

#27

Acquired in 1974 Expansion Draft (9th pick) from Philadelphia. Claimed by St. Louis on waivers, May 28, 1975.

YEAR	GP	G	A	PTS	PIM	+/-	PP	SH	GW
74-75	65	5	6	11	41	-42	0	0	0
NHL TOTAL	70	5	6	11	43	-41	0	0	0

JOEY CRABB

F

#15

Signed as a free agent, July 2, 2012. Became a free agent July 5, 2013.

YEAR	GP	G	A	PTS	PIM	+/-	PP	SH	GW
12-13	26	2	0	2	8	-1	0	0	0
TOTAL	26	2	0	2	8	-1	0	0	0
NHL TOTAL	170	20	32	52	93	-3	0	4	7

BOB CRAWFORD

F

#25

Acquired from New York Rangers with Kelly Miller and Mike Ridley for Bob Carpenter and Washington's 2nd choice in the 1990 Entry Draft (Jason Prosofsky), Jan. 1, 1987. Released, Feb. 28, 1987.

YEAR	GP	G	A	PTS	PIM	+/-	PP	SH	GW
86-87	12	0	0	0	0	E	0	0	0
NHL TOTAL	246	71	71	142	72	-34	12	0	5

SHAWN CRONIN

D

#22

Signed as a free agent, June 6, 1988. Signed as a free agent with Philadelphia, June 12, 1989.

YEAR	GP	G	A	PTS	PIM	+/-	PP	SH	GW
88-89	1	0	0	0	0	E	0	0	0
NHL TOTAL	292	3	18	21	877	-35	0	0	0

BRIAN CURRAN

D

#38

Contract acquired from Portland (AHL), Oct. 22, 1993.

YEAR	GP	G	A	PTS	PIM	+/-	PP	SH	GW
93-94	26	1	0	1	61	-2	0	0	0
NHL TOTAL	381	7	33	40	1461	-14	0	0	0

GLEN CURRIE

F

#19, 28, 12

Capitals' 5th choice (38th overall) in 1978 Amateur Draft. Traded to Los Angeles for Daryl Evans, Sept. 9, 1985.

YEAR	GP	G	A	PTS	PIM	+/-	PP	SH	GW
79-80	32	2	0	2	2	-2	0	0	0
80-81	40	5	13	18	16	-5	2	1	0
81-82	43	7	7	14	14	-2	0	1	0
82-83	68	11	28	39	20	18	0	0	2
83-84	80	12	24	36	20	9	0	2	2
84-85	44	1	5	6	19	2	0	0	0
TOTAL	307	38	77	115	91	20	2	4	4
NHL TOTAL	326	39	79	118	100	18	3	4	4

JAKUB CUTTA

D

#36

Capitals' 3rd choice (61st overall) in the 2000 Entry Draft.

YEAR	GP	G	A	PTS	PIM	+/-	PP	SH	GW
00-01	3	0	0	0	0	-1	0	0	0
01-02	2	0	0	0	0	-3	0	0	0
03-04	3	0	0	0	0	-1	0	0	0
NHL TOTAL	8	0	0	0	0	-5	0	0	0

ULF DAHLEN

F

#10

Signed as a free agent, July 21, 1999. Became a free agent, July 1, 2002.

YEAR	GP	G	A	PTS	PIM	+/-	PP	SH	GW
99-00	75	15	23	38	8	11	5	0	4
00-01	73	15	33	48	6	11	6	0	2
01-02	69	23	29	52	8	-5	7	0	4
TOTAL	217	53	84	138	22	17	18	0	10
NHL TOTAL	966	301	354	655	230	-20	120	2	49

JASON DOIG

D

#54, 3

Signed as a free agent, Sept. 13, 2003. Became a free agent, July 1, 2004.

YEAR	GP	G	A	PTS	PIM	+/-	PP	SH	GW
02-03	55	3	5	8	108	-3	0	0	1
03-04	65	2	9	11	105	-12	0	0	0
TOTAL	120	5	14	19	213	-15	0	0	1
NHL TOTAL	158	6	18	24	285	-21	0	0	1

DOUG DOULL

F

#51

Acquired from Phoenix for Dwayne Zinger, Feb. 3, 2006. Became a free agent, July 1, 2006.

YEAR	GP	G	A	PTS	PIM	+/-	PP	SH	GW
05-06	2	0	0	0	19	-1	0	0	0
NHL TOTAL	37	0	1	1	151	1	0	0	0

JOHN DRUCE

F

#19

Capitals' 2nd choice (40th overall) in the 1985 Entry Draft. Traded to Winnipeg for Pat Elynuik, Oct. 1, 1992.

YEAR	GP	G	A	PTS	PIM	+/-	PP	SH	GW
88-89	48	8	7	15	62	7	0	0	1
89-90	45	8	3	11	52	-3	1	0	1
90-91	80	22	36	58	46	4	7	1	4
91-92	67	19	18	37	39	14	1	0	3
TOTAL	240	57	64	121	199	22	9	1	9
NHL TOTAL	531	113	126	239	347	6	14	2	10

GAETAN DUCHESNE

F

#14

Capitals' 8th choice (152nd overall) in the 1981 Entry Draft. Traded June 13, 1987, to Quebec with Alan Haworth and Washington's 1st choice (Joe Sakic) in the 1987 Entry Draft for Clint Malarchuk and Dale Hunter.

YEAR	GP	G	A	PTS	PIM	+/-	PP	SH	GW
81-82	74	9	14	23	46	-6	0	0	1
82-83	77	18	19	37	52	15	0	1	6
83-84	79	17	19	36	29	15	3	2	1
84-85	67	15	23	38	32	16	0	1	1
85-86	80	11	28	39	39	10	0	1	3
86-87	74	17	35	52	53	18	0	1	4
TOTAL	451	87	138	225	251	68	3	6	16
NHL TOTAL	1028	179	254	433	102	617	9	14	28

DENIS DUPERE

F

#15

Acquired in 1974 Expansion Draft (10th pick) from Toronto. Traded to St. Louis for Ace Bailey and Stan Gilbertson, Feb. 10, 1975.

YEAR	GP	G	A	PTS	PIM	+/-	PP	SH	GW
74-75	53	20	15	35	8	-41	8	0	0
NHL TOTAL	421	80	99	179	66	-30	22	5	6

MIKE EAGLES

F

#36

Acquired from Winnipeg with Igor Ulanov for Washington's 3rd (later traded to Dallas-Sergei Gusev) and 5th (Brian Elder) choices in the 1995 Entry Draft, April 17, 1995. Became a free agent, July 1, 2000.

YEAR	GP	G	A	PTS	PIM	+/-	PP	SH	GW
94-95	13	1	3	4	8	2	0	0	0
95-96	70	4	7	11	75	-1	0	0	0
96-97	70	1	7	8	42	-4	0	0	0
97-98	36	1	3	4	16	-2	0	0	0
98-99	52	4	2	6	50	-5	0	0	0
99-00	25	2	0	2	15	-7	0	0	1
TOTAL	266	13	22	35	206	-17	0	0	1
NHL TOTAL	853	74	122	196	928	-121	3	6	7

CODY EAKIN

F

#50

Capitals' 3rd choice (85th overall) in the 2009 Entry Draft on June 26, 2009. Traded to Dallas with Capitals' 54th choice (Mike Winther) in the 2012 Entry Draft for Mike Ribeiro, June 23, 2012.

YEAR	GP	G	A	PTS
11-12	30	4	4	8
NHL TOTAL	78	11	21	32

All-Time Player Register

ROLF EDBERG

F

#10

Signed as a free agent June 10, 1978. Released after 1980-81 season.

YEAR	GP	G	A	PTS	PIM	+/-	PP	SH	GW
78-79	76	14	27	41	6	11	1	0	2
79-80	63	23	23	46	12	-5	4	1	7
80-81	45	8	8	16	6	1	0	0	0
TOTAL	184	45	58	103	24	7	5	1	9
NHL TOTAL	184	45	58	103	24	7	5	1	9

JACK EGGERS

F

#11

Acquired in 1974 Expansion Draft (24th pick) from New York Rangers. Contract expired April 1976.

YEAR	GP	G	A	PTS	PIM	+/-	PP	SH	GW
74-75	14	3	2	5	8	-14	1	0	1
75-76	12	3	3	6	8	-2	2	0	0
TOTAL	26	6	5	11	16	-16	3	0	1
NHL TOTAL	284	64	69	133	154	2	18	0	10

MIIKA ELOMO

F

#23

Capitals' 2nd choice (23rd overall) in the 1995 Entry Draft. Traded to Calgary for 2nd choice in the 2000 Entry Draft (Matt Pettinger), June 27, 2000.

YEAR	GP	G	A	PTS	PIM	+/-	PP	SH	GW
99-00	2	0	1	1	2	1	0	0	0
NHL TOTAL	2	0	1	1	2	1	0	0	0

PAT ELYNUIK

F

#19

Acquired from Winnipeg for John Druce, Oct. 1, 1992. Traded to Tampa Bay for a conditional draft pick (traded back to Tampa Bay for Joe Reekie), Oct. 16, 1993.

YEAR	GP	G	A	PTS	PIM	+/-	PP	SH	GW
92-93	80	22	35	57	66	3	8	0	1
93-94	4	1	1	2	0	-3	1	0	0
TOTAL	84	23	36	59	66	E	9	0	1
NHL TOTAL	506	154	188	342	459	-33	56	1	16

STEVE EMINGER

D

#44, 8

Capitals' 1st choice (12th overall) in 2002 Entry Draft. Traded to Philadelphia with Washington's 3rd choice (Jacob Desserres) in the 2008 Entry Draft for Philadelphia's 1st choice (John Carlson) in the 2008 Entry Draft, June 20, 2008.

YEAR	GP	G	A	PTS	PIM	+/-	PP	SH	GW
02-03	17	0	2	2	24	-3	0	0	0
03-04	41	0	4	4	45	-11	0	0	0
05-06	66	5	13	18	81	-12	1	0	0
06-07	68	1	16	17	63	-14	0	0	0
07-08	20	0	2	2	8	-4	0	0	0
TOTAL	212	6	37	43	221	-44	1	0	0
NHL TOTAL	488	19	80	99	359	-42	3	0	3

BRIAN ENGBLOM

D

#9

Acquired from Montreal with Doug Jarvis, Rod Langway and Craig Laughlin for Rick Green and Ryan Walter, Sept. 10, 1982. Traded to Los Angeles with Ken Houston for Larry Murphy, Oct. 18, 1983.

YEAR	GP	G	A	PTS	PIM	+/-	PP	SH	GW
82-83	73	5	22	27	59	-4	4	0	0
83-84	6	0	1	1	8	-4	0	0	0
TOTAL	79	5	23	28	67	-8	4	0	0
NHL TOTAL	659	29	177	206	599	157	11	0	0

MARTIN ERAT

F

#10

Acquired from Nashville with Michael Latta in exchange for Filip Forsberg, April 3, 2013.

YEAR	GP	G	A	PTS	PIM	+/-	PP	SH	GW
12-13	9	1	2	3	4	0	0	0	1
Total	9	1	2	3	4	0	0	0	1
NHL TOTAL	732	164	320	484	430	5	42	2	27

BRYAN ERICKSON

F

#24

Signed as a free agent from Minnesota (WCHA), April 5, 1983. Traded to Los Angeles for Bruce Shoenbottom, Oct. 31, 1985.

YEAR	GP	G	A	PTS	PIM	+/-	PP	SH	GW
83-84	45	12	17	29	16	10	4	0	2
84-85	57	15	13	28	23	11	1	0	1
TOTAL	102	27	30	57	39	21	5	0	3
NHL TOTAL	351	80	125	205	141	3	21	2	13

JOHN ERSKINE

D

#4

Signed as a free agent, Sept. 14, 2006.

YEAR	GP	G	A	PTS	PIM	+/-	PP	SH	GW
06-07	29	1	6	7	69	-13	0	0	0
07-08	51	2	7	9	96	1	0	0	1
08-09	52	0	4	4	63	1	0	0	0
09-10	50	1	5	6	66	16	0	0	0
10-11	73	4	7	11	94	1	0	0	1
11-12	28	0	2	2	51	3	0	0	0
12-13	30	3	3	6	34	10	0	0	0
TOTAL	313	11	34	45	473	19	0	0	0
NHL TOTAL	454	14	36	50	809	-12	0	0	2

DARYL EVANS

F

#21, 24

Acquired from Los Angeles for Glen Currie, Sept. 9, 1985. Became a free agent, July 3, 1986.

YEAR	GP	G	A	PTS	PIM	+/-	PP	SH	GW
85-86	6	0	1	1	0	-1	0	0	0
NHL TOTAL	113	22	30	52	25	-16	2	1	0

DEAN EVASON

F

#29, 28

Capitals' 3rd choice (89th overall) in the 1982 Entry Draft. Traded to Hartford with Peter Sidorkiewicz for David Jensen, March 12, 1985.

YEAR	GP	G	A	PTS	PIM	+/-	PP	SH	GW
83-84	2	0	0	0	2	E	0	0	0
84-85	15	3	4	7	2	9	0	0	1
TOTAL	17	3	4	7	4	9	0	0	1
NHL TOTAL	803	139	233	372	1002	-86	30	8	15

BRIAN FAHEY

D

#44

Signed as a free agent, July 7, 2010.

YEAR	GP	G	A	PTS	PIM	+/-	PP	SH	GW
10-11	7	0	1	1	2	-1	0	0	0
NHL TOTAL	7	0	1	1	2	-1	0	0	0

MIKE FARRELL

F

#47, 41

Capitals' 9th choice (220th overall) in the 1998 NHL Entry Draft. Traded to Nashville for Alexander Riazantsev, July 14, 2003.

YEAR	GP	G	A	PTS	PIM	+/-	PP	SH	GW
01-02	8	0	0	0	0	-1	0	0	0
02-03	4	0	0	0	2	1	0	0	0
TOTAL	12	0	0	0	2	E	0	0	0
NHL TOTAL	13	0	0	0	2	E	0	0	0

RICO FATA

F

#20, 22

Claimed off waivers from Atlanta, March 9, 2005. Waived, Oct. 31, 2006.

YEAR	GP	G	A	PTS	PIM	+/-	PP	SH	GW
05-06	21	3	3	6	8	3	1	0	0
06-07	10	1	1	2	2	3	0	0	0
TOTAL	31	4	4	8	10	6	1	0	0
NHL TOTAL	230	27	36	63	104	-60	7	2	1

SERGE FEDOROV

F/D

#91

Acquired from Columbus for Theo Ruth, Feb. 26, 2008. Became a free agent, July 1, 2009.

YEAR	GP	G	A	PTS	PIM	+/-	PP	SH	GW
07-08	18	2	11	13	8	-2	1	0	1
08-09	52	11	22	33	50	4	2	0	2
TOTAL	70	13	33	46	58	2	3	0	3
NHL TOTAL	1248	483	696	1179	839	261	144	36	93

ERIC FEHR

F

#50, 14, 16

Capitals' 1st choice (18th overall) in the 2003 Entry Draft. Traded to Winnipeg in exchange for Dannick Paquette and a fourth-round pick in the 2012 NHL Entry Draft on July 8, 2011. Signed as a free agent on Jan. 12, 2013.

YEAR	GP	G	A	PTS	PIM	+/-	PP	SH	GW
05-06	11	0	0	0	2	E	0	0	0
06-07	14	2	1	3	8	3	0	0	1
07-08	23	1	5	6	6	4	0	0	0
08-09	61	12	13	25	22	8	1	0	2
09-10	69	21	18	39	24	18	3	0	3
10-11	52	10	10	20	16	E	3	0	1
12-13	41	9	8	17	10	14	2	1	2
TOTAL	271	55	55	110	88	47	9	1	9
NHL TOTAL	306	57	56	113	100	41	9	1	10

CHRIS FELIX

D

#6, 28

Signed as a free agent, March 1, 1987. Signed to play in Austria, May 1991.

YEAR	GP	G	A	PTS	PIM	+/-	PP	SH	GW
88-89	21	0	8	8	8	7	0	0	0
89-90	6	1	0	1	2	-6	1	0	0
90-91	8	0	4	4	0	E	0	0	0
TOTAL	35	1	12	13	10	1	1	0	0
NHL TOTAL	35	1	12	13	10	1	1	0	0

All-Time Player Register

MARK FERNER

D

#40, 29, 36

Acquired from Buffalo for Scott McCrory, June 1, 1989. Traded to Toronto for the Maple Leafs' 12th-round pick in the 1992 Entry Draft, Feb. 27, 1992.

YEAR	GP	G	A	PTS	PIM	+/-	PP	SH	GW
89-90	2	0	0	0	0	-1	0	0	0
90-91	7	0	1	1	4	-2	0	0	0
TOTAL	9	0	1	1	4	-3	0	0	0
NHL TOTAL	91	3	10	13	51	-23	0	0	0

CHRIS FERRARO

F

#27

Acquired from New Jersey for future considerations Aug. 22, 2001. Became a free agent July 1, 2003.

YEAR	GP	G	A	PTS	PIM	+/-	PP	SH	GW
01-02	1	0	1	1	0	0	0	0	0
NHL TOTAL	74	7	9	16	57	-2	1	0	0

PETER FERRARO

F

#28

Signed as a free agent, Aug. 1, 2001. Became a free agent July 1, 2003.

YEAR	GP	G	A	PTS	PIM	+/-	PP	SH	GW
01-02	4	0	1	1	0	-1	0	0	0
NHL TOTAL	92	9	15	24	58	-1	1	0	1

TOMAS FLEISCHMANN

F

#43, 14

Acquired from Detroit with Detroit's 1st choice in the 2004 Entry Draft (Mike Green) and their 4th choice in the 2006 Entry Draft (Luke Lynes) for Robert Lang, Feb. 27, 2004. Traded Nov. 30, 2010, to Colorado for Scott Hannan.

YEAR	GP	G	A	PTS	PIM	+/-	PP	SH	GW
05-06	14	0	2	2	0	-7	0	0	0
06-07	29	4	4	8	8	-6	1	0	1
07-08	75	10	20	30	18	-7	1	0	1
08-09	73	19	18	37	20	-3	7	0	4
09-10	69	23	28	51	28	9	7	0	4
10-11	23	4	6	10	10	3	0	0	1
TOTAL	283	60	78	138	84	-11	16	0	11
NHL TOTAL	435	107	148	255	134	-29	27	1	18

COLIN FORBES

F

#36

Signed as a free agent, Jan. 8, 2002. Became a free agent, July 1, 2004. Acquired from Carolina for Stephen Peat, Dec. 28, 2005. Became a free agent July 1, 2006.

YEAR	GP	G	A	PTS	PIM	+/-	PP	SH	GW
01-02	38	5	3	8	15	-2	0	1	1
02-03	5	0	0	0	0	-2	0	0	0
03-04	2	0	0	0	0	E	0	0	0
05-06	9	0	0	0	2	-2	0	0	0
TOTAL	54	5	3	8	17	-6	0	1	1
NHL TOTAL	311	33	28	61	213	-20	2	2	7

DAVE FORBES

F

#21, 8

Claimed from Boston in the waiver draft, Sept. 11, 1977. Released and signed by Cincinnati (WHA), Oct. 25, 1978.

YEAR	GP	G	A	PTS	PIM	+/-	PP	SH	GW
77-78	77	11	11	22	119	-34	0	0	0
78-79	2	0	1	1	2	E	0	0	0
TOTAL	79	11	12	23	121	-34	0	0	0
NHL TOTAL	363	64	64	128	341	25	0	6	5

ALEX FORSYTH

F

#24

Capitals' 1st choice (18th overall) in the 1975 Amateur Draft. Became free agent, June 1, 1978.

YEAR	GP	G	A	PTS	PIM	+/-	PP	SH	GW
76-77	1	0	0	0	0	E	0	0	0
NHL TOTAL	1	0	0	0	0	E	0	0	0

JEAN-FRANCOIS FORTIN

D

#58, 36

Capitals' 2nd choice (90th overall) in 2001 Entry Draft. Became a free agent, July 1, 2006.

YEAR	GP	G	A	PTS	PIM	+/-	PP	SH	GW
01-02	36	1	3	4	20	-1	0	0	0
02-03	33	0	1	1	22	-3	0	0	0
03-04	2	0	0	0	0	E	0	0	0
NHL TOTAL	71	1	4	5	42	-4	0	0	0

LOU FRANCESCHETTI

F

#18, 32, 25

Capitals' 8th choice (71st overall) in the 1978 Amateur Draft. Traded June 10, 1989, to Toronto for Toronto's 5th choice (Mark Ouimet) in 1990 Entry Draft.

YEAR	GP	G	A	PTS	PIM	+/-	PP	SH	GW
81-82	30	2	10	12	23	-4	0	0	1
83-84	2	0	0	0	0	-2	0	0	0
84-85	22	4	7	11	45	1	0	0	1
85-86	76	7	14	21	131	-4	0	0	2
86-87	75	12	9	21	127	-9	0	0	1
87-88	59	4	8	12	113	2	1	0	1
88-89	63	7	10	17	123	-4	0	0	0
TOTAL	327	36	58	94	562	-20	1	0	6
NHL TOTAL	459	59	81	140	747	-32	1	2	11

JEFF FRIESEN

F

#12, 41

Acquired from New Jersey for Washington's 3rd choice in the 2006 Entry Draft (Kirill Tulupov), Sept. 26, 2005. Traded to Anaheim for Anaheim's 2nd choice in the 2006 Entry Draft (Keith Seabrook), March 9, 2006.

YEAR	GP	G	A	PTS	PIM	+/-	PP	SH	GW
05-06	33	3	4	7	24	-11	0	0	0
NHL TOTAL	893	218	298	516	488	-8	54	15	34

LARRY FULLAN

F

#24

Acquired in the 1974 Expansion Draft (23rd pick) from Montreal. Contract expired April 1976.

YEAR	GP	G	A	PTS	PIM	+/-	PP	SH	GW
74-75	4	1	0	1	0	-2	1	0	0
NHL TOTAL	4	1	0	1	0	-2	1	0	0

OWEN FUSSEY

F

#63

Capitals' 2nd choice (90th overall) in the 2001 Entry Draft. Became a free agent July 1, 2006.

YEAR	GP	G	A	PTS	PIM	+/-	PP	SH	GW
03-04	4	0	1	1	0	-1	0	0	0
NHL TOTAL	4	0	1	1	0	-1	0	0	0

GARRY GALLEY

D

#2, 12

Acquired from Los Angeles for Al Jensen, Feb. 14, 1987. Became a free agent, July 1, 1988.

YEAR	GP	G	A	PTS	PIM	+/-	PP	SH	GW
86-87	18	1	10	11	10	3	1	0	0
87-88	58	7	23	30	44	11	3	0	0
TOTAL	76	8	33	41	54	14	4	0	0
NHL TOTAL	1149	125	475	600	1218	2	50	6	12

PAUL GARDNER

F

#30

Signed as free agent from Pittsburgh, July 17, 1984. Retired following 1984-85 season.

YEAR	GP	G	A	PTS	PIM	+/-	PP	SH	GW
84-85	12	2	4	6	6	-1	2	0	0
NHL TOTAL	447	201	201	402	207	-121	105	0	9

MIKE GARTNER

F

#11

Capitals' 1st choice (4th overall) in 1979 Entry Draft. Traded to Minnesota with Larry Murphy for Dino Ciccarelli and Bob Rouse, March 7, 1989.

YEAR	GP	G	A	PTS	PIM	+/-	PP	SH	GW
79-80	77	36	32	68	66	15	4	0	3
80-81	80	48	46	94	100	-5	13	0	3
81-82	80	35	45	80	121	-11	5	2	5
82-83	73	38	38	76	54	-2	10	1	3
83-84	80	40	45	85	90	22	8	0	7
84-85	80	50	52	102	71	17	17	0	11
85-86	74	35	40	75	63	-5	11	2	4
86-87	78	41	32	73	61	1	5	6	10
87-88	80	48	33	81	73	20	19	0	7
88-89	56	26	29	55	71	8	6	0	1
TOTAL	758	397	392	789	770	60	98	11	54
NHL TOTAL	1432	708	627	1335	1159	67	217	23	90

MARTIN GENDRON

F

#34

Capitals' 4th choice (71st overall) in the 1992 Entry Draft. As a free agent, had rights traded along with Washington's 6th choice in 1998 Entry Draft (Jonathan Pelletier) to Chicago for Chicago's 5th choice in the 1998 Entry Draft (Erik Wendell), Oct. 10, 1997.

YEAR	GP	G	A	PTS	PIM	+/-	PP	SH	GW
94-95	8	2	1	3	2	3	0	0	0
95-96	20	2	1	3	8	-5	0	0	0
TOTAL	28	4	2	6	10	-2	0	0	0
NHL TOTAL	30	4	2	6	10	-3	0	0	0

DOUG GIBSON

F

#29

Purchased on waivers from Boston, May 31, 1977. Released after 1979-80 season.

YEAR	GP	G	A	PTS	PIM	+/-	PP	SH	GW
77-78	11	2	1	3	0	-3	0	0	0
NHL TOTAL	63	9	19	28	0	4	1	0	1

STAN GILBERTSON

F

#15

Acquired from St. Louis with Ace Bailey for Denis Dupere, Feb. 10, 1975. Traded to Pittsburgh for Harvey Bennett, Dec. 16, 1975.

YEAR	GP	G	A	PTS	PIM	+/-	PP	SH	GW
74-75	25	11	7	18	12	-37	2	0	1
75-76	31	13	14	27	6	-25	5	0	0
TOTAL	56	24	21	45	18	-62	7	0	1
NHL TOTAL	428	85	89	174	148	-168	21	0	6

All-Time Player Register

BOB GIRARD

F

#10, 26

Acquired from Cleveland with Cleveland's 2nd choice in the 1978 Entry Draft (Paul MacKinnon) for Walt McKechnie, Dec. 8, 1977. Became a free agent, June 1, 1980.

YEAR	GP	G	A	PTS	PIM	+/-	PP	SH	GW
77-78	52	9	14	23	6	-3	1	0	2
78-79	79	9	15	24	36	-15	0	0	0
79-80	1	0	0	0	0	E	0	0	0
TOTAL	132	18	29	47	42	-18	1	0	2
NHL TOTAL	305	45	69	114	140	-53	5	1	4

ALEXANDRE GIROUX

F

#39, 33

Signed as a free agent, July 14, 2006. Became a free agent, July 1, 2007. Acquired from Atlanta for Joe Motzko, Feb. 26, 2008. Became a free agent, July 1, 2010.

YEAR	GP	G	A	PTS	PIM	+/-	PP	SH	GW
06-07	9	2	2	4	2	-4	0	0	0
08-09	12	1	1	2	10	4	0	0	1
09-10	9	1	2	3	4	3	0	0	0
TOTAL	30	4	5	9	16	3	0	0	1
NHL TOTAL	48	6	6	12	26	-2	0	0	1

EDDY GODIN

F

#18

Capitals' 3rd choice (39th overall) in 1977 Amateur Draft. Became a free agent, June 1, 1982.

YEAR	GP	G	A	PTS	PIM	+/-	PP	SH	GW
77-78	18	3	3	6	6	-14	0	0	0
78-79	9	0	3	3	6	-2	0	0	0
TOTAL	27	3	6	9	12	-16	0	0	0
NHL TOTAL	27	3	6	9	12	-16	0	0	0

SERGEI GONCHAR

D

#55

Capitals' 1st choice (14th overall) in the 1992 Entry Draft. Traded to Boston for Shaone Morrisonn and Boston's 1st (Jeff Schultz) and 2nd (Michail Yunkov) choices in the 2004 Entry Draft, March 3, 2004.

YEAR	GP	G	A	PTS	PIM	+/-	PP	SH	GW
94-95	31	2	5	7	22	4	0	0	0
95-96	78	15	26	41	60	25	4	0	4
96-97	57	13	17	30	36	-11	3	0	3
97-98	72	5	16	21	66	2	2	0	0
98-99	53	21	10	31	57	1	13	1	3
99-00	73	18	36	54	52	26	5	0	3
00-01	76	19	38	57	70	12	8	0	2
01-02	76	26	33	59	58	-1	7	0	2
02-03	82	18	49	67	52	13	7	0	2
03-04	56	7	42	49	44	-20	4	0	0
TOTAL	654	144	272	416	517	51	53	1	19
NHL TOTAL	1,177	217	558	755	943	39	101	2	34

ANDREW GORDON

F

#63

Capitals' 11th choice (197th overall) in the 2004 Entry Draft. Became a free agent, July 1, 2011.

YEAR	GP	G	A	PTS	PIM	+/-	PP	SH	GW
08-09	1	0	0	0	0	E	0	0	0
09-10	2	0	0	0	0	-2	0	0	0
10-11	9	1	1	2	0	-2	0	0	0
NHL TOTAL	55	3	4	7	6	-15	0	0	0

BOYD GORDON

F

#15

Capitals' 3rd choice (17th overall) in the 2002 Entry Draft. Became a free agent, July 1, 2011.

YEAR	GP	G	A	PTS	PIM	+/-	PP	SH	GW
03-04	41	1	5	6	8	-9	0	0	0
05-06	25	0	1	1	4	-4	0	0	0
06-07	71	7	22	29	14	10	0	2	0
07-08	67	7	9	16	12	5	0	1	0
08-09	63	5	9	14	16	-4	0	1	2
09-10	36	4	6	10	12	4	0	0	0
10-11	60	3	6	9	16	-5	0	1	1
NHL TOTAL	486	39	83	122	100	6	0	6	5

BOBBY GOULD

F

#23

Acquired Nov. 24, 1981, from Calgary with Randy Holt for Pat Ribble and Washington's 2nd choice (Todd Francis) in 1983 Entry Draft. Traded to Boston for future considerations (Alain Cote), Sept. 28, 1989.

YEAR	GP	G	A	PTS	PIM	+/-	PP	SH	GW
81-82	60	18	13	31	69	-3	1	0	1
82-83	80	22	18	40	43	16	0	0	6
83-84	78	21	19	40	74	-2	4	0	4
84-85	78	14	19	33	69	10	0	1	3
85-86	79	19	19	38	26	7	0	3	5
86-87	78	23	27	50	74	18	1	1	2
87-88	72	12	14	26	56	-1	0	0	2
88-89	75	5	13	18	65	-2	0	1	0
TOTAL	600	134	142	276	476	43	6	6	23
NHL TOTAL	697	145	159	304	572	37	6	6	26

JEAN-LUC GRAND-PIERRE

F

#34

Claimed off waivers from Atlanta, March 9, 2004. Became a free agent, July 1, 2004.

YEAR	GP	G	A	PTS	PIM	+/-	PP	SH	GW
03-04	13	1	0	1	14	-2	0	0	0
NHL TOTAL	269	7	13	20	311	-53	0	1	0

BENOIT GRATTON

F

#48

Capitals' 6th choice (105th overall) in the 1995 Entry Draft. Traded to Calgary for Steve Shirreffs, Aug. 18, 1999.

YEAR	GP	G	A	PTS	PIM	+/-	PP	SH	GW
97-98	6	0	1	1	6	1	0	0	0
98-99	16	4	3	7	16	-1	0	0	0
TOTAL	22	4	4	8	22	E	0	0	0
NHL TOTAL	58	6	10	16	58	E	0	0	0

JOSH GREEN

F

#8

Claimed off waivers from NY Rangers Jan. 15, 2003. Became a free agent July 1, 2003.

YEAR	GP	G	A	PTS	PIM	+/-	PP	SH	GW
02-03	21	1	2	3	7	1	0	0	0
NHL TOTAL	334	35	39	74	199	-10	4	0	7

MIKE GREEN

D

#52

Capitals' 3rd choice (29th overall) in the 2004 Entry Draft.

YEAR	GP	G	A	PTS	PIM	+/-	PP	SH	GW
05-06	22	1	2	3	18	-8	0	0	0
06-07	70	2	10	12	36	-10	0	0	0
07-08	82	18	38	56	62	6	8	0	4
08-09	68	31	42	73	68	24	18	1	4
09-10	75	19	57	76	54	39	10	0	4
10-11	49	8	16	24	48	6	5	0	1
11-12	32	3	4	7	12	5	3	0	1
12-13	35	12	14	26	20	-3	4	0	2
NHL TOTAL	433	94	183	277	318	59	48	1	16

RICK GREEN

D

#5

Capitals' 1st choice (1st overall) in the 1976 Amateur Draft. Traded to Montreal with Ryan Walter for Brian Engblom, Doug Jarvis, Rod Langway and Craig Laughlin, Sept. 10, 1982.

YEAR	GP	G	A	PTS	PIM	+/-	PP	SH	GW
76-77	45	3	12	15	16	-20	1	0	0
77-78	60	5	14	19	67	-35	4	0	1
78-79	71	8	33	41	62	-45	2	1	0
79-80	71	4	20	24	52	-10	0	0	1
80-81	65	8	23	31	91	-15	2	0	1
81-82	65	3	25	28	93	-12	1	0	0
TOTAL	377	31	127	158	381	-137	10	1	3
NHL TOTAL	845	43	220	263	588	-91	13	1	3

JEFF GREENLAW

F

#24

Capitals' 1st pick (19th overall) in the 1986 Entry Draft. Became a free agent, July 1, 1993.

YEAR	GP	G	A	PTS	PIM	+/-	PP	SH	GW
86-87	22	0	3	3	44	2	0	0	0
90-91	10	2	0	2	10	1	0	0	1
91-92	5	0	1	1	34	-1	0	0	0
92-93	16	1	1	2	18	-3	0	0	0
TOTAL	53	3	5	8	106	-1	0	0	1
NHL TOTAL	57	3	6	9	108	-2	0	0	1

MIKE GRIER

F

#25

Acquired from Edmonton for Washington's 2nd (later traded to NY Islanders-Evgeni Tunik) and Vancouver's 3rd (Zachery Stortini) choices in the 2003 Entry Draft, Oct. 2, 2002. Traded to Buffalo for Jakub Klepis, March 9, 2004.

YEAR	GP	G	A	PTS	PIM	+/-	PP	SH	GW
02-03	82	15	17	32	36	-14	2	2	2
03-04	68	8	12	20	32	-19	1	1	0
TOTAL	150	23	29	52	68	-33	3	3	2
NHL TOTAL	1060	162	221	383	510	-9	16	20	26

JOHN GRUDEN

D

#17

Signed as a free agent, July 18, 2003. Became a free agent, July 1, 2004.

YEAR	GP	G	A	PTS	PIM	+/-	PP	SH	GW
03-04	11	1	0	1	6	-1	0	0	1
NHL TOTAL	92	1	8	9	46	-4	0	0	1

BOB GRYP

F

#12, 19

Acquired in 1974 Expansion Draft (6th pick) from Boston. Retired, April 1976.

YEAR	GP	G	A	PTS	PIM	+/-	PP	SH	GW
74-75	27	5	8	13	21	-24	0	0	0
75-76	46	6	5	11	12	-18	0	0	0
TOTAL	73	11	13	24	33	-42	0	0	0
NHL TOTAL	74	11	13	24	33	-44	0	0	0

All-Time Player Register

BENGT GUSTAFSSON

F

#16

Capitals' 7th choice (55th overall) in 1978 Amateur Draft. Returned to Sweden after 1985-86 season. Re-signed with Capitals in May 1987. Returned to Sweden in May 1989. Rights claimed by Detroit in 1990 Waiver Draft.

YEAR	GP	G	A	PTS	PIM	+/-	PP	SH	GW
79-80	80	22	38	60	17	-17	6	1	3
80-81	72	21	34	55	26	11	4	2	1
81-82	70	26	34	60	40	-20	3	0	2
82-83	67	22	42	64	16	9	2	0	4
83-84	69	32	43	75	16	29	8	0	5
84-85	51	14	29	43	8	13	6	1	3
85-86	70	23	52	75	26	-9	8	4	6
87-88	78	18	36	54	29	2	7	5	3
88-89	72	18	51	69	18	13	5	4	6
TOTAL	629	196	359	555	196	31	49	17	33
NHL TOTAL	629	196	359	555	196	31	49	17	33

CHRIS HAJT

D

#75

Signed as a free agent, July 23, 2002. Became a free agent, July 1, 2004.

YEAR	GP	G	A	PTS	PIM	+/-	PP	SH	GW
03-04	5	0	0	0	2	E	0	0	0
NHL TOTAL	6	0	0	0	2	-1	0	0	0

JEFF HALPERN

F

#11, 15

Signed as a free agent, July 23, 2002. Became a free agent, July 1, 2004. Signed as a free agent, July 1, 2011. Became a free agent, July 1, 2012.

YEAR	GP	G	A	PTS	PIM	+/-	PP	SH	GW
99-00	79	18	11	29	39	21	4	4	1
00-01	80	21	21	42	60	13	2	1	5
01-02	48	5	14	19	29	-9	0	0	4
02-03	82	13	21	34	88	6	1	2	2
03-04	79	19	27	46	56	-21	7	0	2
05-06	70	11	33	44	79	-8	6	0	1
11-12	69	4	12	16	24	-1	0	0	1
TOTAL	507	91	139	230	375	1	20	7	16
NHL TOTAL	907	147	214	361	617	-35	28	10	28

TREVOR HALVERSON

F

#18

Capitals' 1st choice (21st overall) in 1991 Entry Draft. Became a free agent, July 1, 2000.

YEAR	GP	G	A	PTS	PIM	+/-	PP	SH	GW
98-99	17	0	4	4	28	-5	0	0	0
NHL TOTAL	17	0	4	4	28	-5	0	0	0

ROMAN HAMRLIK

D

#44

Signed as a free agent, July 1, 2011. Claimed by NY Rangers on waivers March 6, 2013.

YEAR	GP	G	A	PTS	PIM	+/-	PP	SH	GW
11-12	68	2	11	13	34	11	0	0	1
12-13	4	0	1	1	2	-1	0	0	0
TOTAL	72	2	12	14	36	11	0	0	1
NHL TOTAL	1,395	155	483	638	1,408	-49	62	5	23

AL HANGSLEBEN

F

#12

Acquired from Hartford for Tom Rowe, Jan. 17, 1980. Released Dec. 10, 1981.

YEAR	GP	G	A	PTS	PIM	+/-	PP	SH	GW
79-80	37	10	7	17	45	1	2	0	1
80-81	76	5	19	24	198	-7	0	0	0
81-82	17	1	1	2	19	-3	0	0	0
TOTAL	130	16	27	43	262	-9	2	0	1
NHL TOTAL	185	21	48	69	396	3	2	0	2

SCOTT HANNAN

D

#23

Acquired, Nov. 30, 2010, from Colorado for Tomas Fleischmann. Became a free agent, July 1, 2011.

YEAR	GP	G	A	PTS	PIM	+/-	PP	SH	GW
10-11	55	1	4	5	28	3	0	0	0
NHL TOTAL	941	33	165	198	544	1	3	1	4

DAVID HARLOCK

D

#43

Signed as a free agent, Aug. 31, 1997. Became a free agent, July 1, 1998.

YEAR	GP	G	A	PTS	PIM	+/-	PP	SH	GW
97-98	6	0	0	0	4	2	0	0	0
NHL TOTAL	212	2	14	16	188	-55	0	0	0

KEVIN HATCHER

D

#4, 29

Capitals' 1st choice (17th overall) in the 1984 Entry Draft. Traded to Dallas for Mark Tinordi and the rights to Rick Mrozik, Jan. 18, 1995.

YEAR	GP	G	A	PTS	PIM	+/-	PP	SH	GW
84-85	2	1	0	1	0	1	0	1	0
85-86	79	9	10	19	119	6	1	0	1
86-87	78	8	16	24	144	-29	1	0	2
87-88	71	14	27	41	137	1	5	0	3
88-89	62	13	27	40	101	19	3	0	2
89-90	80	13	41	54	102	4	4	0	2
90-91	79	24	50	74	69	-10	9	2	3
91-92	79	17	37	54	105	18	8	1	2
92-93	83	34	45	79	114	-7	13	1	6
93-94	72	16	24	40	108	-13	6	0	3
TOTAL	685	149	277	426	999	-10	50	5	24
NHL TOTAL	1157	227	450	677	1392	-27	91	8	37

ALAN HAWORTH

F

#15

Acquired from Buffalo with Sabres' 3rd-round pick in the 1982 Entry Draft (Milan Novy) for Capitals' 2nd (Mike Anderson) and 4th (Timo Jutila) choices in the 1982 Entry Draft, June 9, 1982. Traded to Quebec with Gaetan Duchesne and Capitals' 1st choice (Joe Sakic) in the 1987 Entry Draft for Dale Hunter and Clint Malarchuk, June 13, 1987.

YEAR	GP	G	A	PTS	PIM	+/-	PP	SH	GW
82-83	74	23	27	50	34	-5	5	0	2
83-84	75	24	31	55	52	14	7	0	5
84-85	76	23	26	49	48	19	4	0	2
85-86	71	34	39	73	72	36	7	0	5
86-87	50	25	16	41	43	3	9	0	2
TOTAL	346	129	139	268	249	67	32	0	16
NHL TOTAL	524	189	211	400	425	62	45	0	20

DWAYNE HAY

F

#42

Capitals' 3rd choice (43rd overall) in the 1995 Amateur Draft. Traded to Florida in exchange for Esa Tikkanen and future considerations, March 9, 1998.

YEAR	GP	G	A	PTS	PIM	+/-	PP	SH	GW
97-98	2	0	0	0	2	E	0	0	0
NHL TOTAL	79	2	4	6	22	-7	0	0	0

TIMO HELBLING

D

#51

Signed as a free agent, Aug. 9, 2006. Traded to Buffalo with Dainius Zubrus for Jiri Novotny and Buffalo's 1st choice (later traded to San Jose-Nick Petrecki), Feb. 27, 2007.

YEAR	GP	G	A	PTS	PIM	+/-	PP	SH	GW
06-07	2	0	0	0	2	-1	0	0	0
NHL TOTAL	11	0	1	1	8	-4	0	0	0

BRYAN HELMER

D

#43

Signed as a free agent, Nov. 28, 2008. Became a free agent, July 1, 2009.

YEAR	GP	G	A	PTS	PIM	+/-	PP	SH	GW
08-09	12	0	3	3	2	-1	0	0	0
NHL TOTAL	146	8	18	26	135	7	3	0	2

ARCHIE HENDERSON

F

#31

Capitals' 10th choice (165th overall) in the 1977 Amateur Draft. Became a free agent after 1980-81 season.

YEAR	GP	G	A	PTS	PIM	+/-	PP	SH	GW
80-81	7	1	0	1	28	-1	0	0	0
NHL TOTAL	23	3	1	4	92	-3	0	0	0

MATT HENDRICKS

F

#26

Signed as a free agent, Sept. 27, 2010. Became a free agent July 5, 2013.

YEAR	GP	G	A	PTS	PIM	+/-	PP	SH	GW
10-11	77	9	16	25	110	-2	1	0	3
11-12	78	4	5	9	95	-6	0	0	0
12-13	48	5	3	8	73	-6	0	0	1
Total	203	18	24	42	278	-6	1	0	4
NHL TOTAL	263	27	31	58	365	-14	1	1	5

ALEX HENRY

F

#45

Claimed off waivers from Edmonton, Oct. 24, 2002. Claimed off waivers by Minnesota, Oct. 9, 2003.

YEAR	GP	G	A	PTS	PIM	+/-	PP	SH	GW
02-03	38	0	0	0	80	-4	0	0	0
NHL TOTAL	177	2	9	11	269	-7	0	0	0

MATT HERR

F

#26

Capitals' 4th choice (93rd overall) in the 1994 Entry Draft. Traded to Philadelphia for Dean Melanson, March 13, 2001.

YEAR	GP	G	A	PTS	PIM	+/-	PP	SH	GW
98-99	30	2	2	4	8	-7	1	0	0
00-01	22	2	3	5	17	3	0	0	1
TOTAL	52	4	5	9	25	-4	1	0	1
NHL TOTAL	58	4	5	9	25	-6	1	0	1

All-Time Player Register

JAMIE HEWARD

D

#6

Signed as a free agent, Aug. 12, 2005. Traded to Los Angeles for future considerations, Feb. 27, 2007.

YEAR	GP	G	A	PTS	PIM	+/-	PP	SH	GW
05-06	71	7	21	28	54	-5	4	0	2
06-07	52	4	12	16	27	4	2	0	1
TOTAL	123	11	33	44	81	-1	6	0	3
NHL TOTAL	394	38	86	124	221	-50	22	0	6

DENNIS HEXTALL

F

#12, 22

Signed as free agent Feb. 9, 1979. Became a free agent, June 1, 1980.

YEAR	GP	G	A	PTS	PIM	+/-	PP	SH	GW
78-79	26	2	9	11	43	-13	0	0	0
79-80	15	1	1	2	49	-5	0	0	0
TOTAL	41	3	10	13	92	-18	0	0	0
NHL TOTAL	681	153	350	503	1398	-134	26	3	18

DOUG HICKS

D

#2

Acquired from Edmonton for Todd Bidner, March 9, 1982. Retired following 1982-83 season.

YEAR	GP	G	A	PTS	PIM	+/-	PP	SH	GW
81-82	12	0	1	1	11	-7	0	0	0
82-83	6	0	0	0	7	-3	0	0	0
TOTAL	18	0	1	1	18	-10	0	0	0
NHL TOTAL	561	37	131	168	442	-73	12	4	2

ANDRE HIDI

F

#21

Signed as a free agent from the University of Toronto (QUAA), March 19, 1984. Retired after the 1984-85 season.

YEAR	GP	G	A	PTS	PIM	+/-	PP	SH	GW
83-84	1	0	0	0	0	E	0	0	0
84-85	6	2	1	3	9	2	1	0	0
TOTAL	7	2	1	3	9	2	1	0	0
NHL TOTAL	7	2	1	3	9	2	1	0	0

JACK HILLEN

D

#38

Signed as a free agent, July 3, 2012.

YEAR	GP	G	A	PTS	PIM	+/-	PP	SH	GW
12-13	23	3	6	9	14	9	0	0	1
TOTAL	23	3	6	9	14	9	0	0	1
NHL TOTAL	253	13	52	65	143	-3	1	0	2

BENOIT HOGUE

F

#33

Claimed off waivers from Boston March 19, 2002. Became a free agent July 1, 2002.

YEAR	GP	G	A	PTS	PIM	+/-	PP	SH	GW
01-02	9	0	1	1	4	2	0	0	0
NHL TOTAL	863	222	321	546	877	34	42	10	34

RANDY HOLT

D

#4

Acquired from Calgary with Bob Gould for Pat Ribble and future considerations, Nov. 24, 1981. Became a free agent, June 1, 1983.

YEAR	GP	G	A	PTS	PIM	+/-	PP	SH	GW
81-82	53	2	6	8	250	-7	0	0	0
82-83	70	0	8	8	275	-7	0	0	0
TOTAL	123	2	14	16	525	-14	0	0	0
NHL TOTAL	395	4	37	41	1438	-76	0	0	0

BILL HOULDER

D

#34, 2

Capitals' 4th choice (82nd overall) in the 1985 Entry Draft. Traded to Buffalo for Shawn Anderson, Sept. 30, 1990.

YEAR	GP	G	A	PTS	PIM	+/-	PP	SH	GW
87-88	30	1	2	3	10	-2	0	0	0
88-89	8	0	3	3	4	7	0	0	0
89-90	41	1	11	12	28	8	0	0	0
TOTAL	79	2	16	18	42	13	0	0	0
NHL TOTAL	846	59	191	250	412	31	20	1	15

PHIL HOUSLEY

D

#96

Signed as a free agent on July 22, 1996. Claimed off waivers by Calgary, July 21, 1998.

YEAR	GP	G	A	PTS	PIM	+/-	PP	SH	GW
96-97	77	11	29	40	24	-10	3	1	2
97-98	64	6	25	31	24	-10	4	1	0
TOTAL	141	17	54	71	48	-20	7	2	2
NHL TOTAL	1495	338	894	1232	822	-53	129	7	48

KEN HOUSTON

F

#19

Acquired from Calgary with Pat Riggins for Howard Walker, George White and future considerations, June 9, 1982. Traded to Los Angeles with Brian Engblom for Larry Murphy, Oct. 18, 1983.

YEAR	GP	G	A	PTS	PIM	+/-	PP	SH	GW
82-83	71	25	14	39	93	-8	9	0	0
83-84	4	0	0	0	4	-2	0	0	0
TOTAL	75	25	14	39	97	-10	9	0	0
NHL TOTAL	570	161	167	328	624	-6	28	0	14

JIM HRYCUIK

F

#25

Acquired in 1974 Inter-League Draft from Hershey (AHL). Contract expired April 1976.

YEAR	GP	G	A	PTS	PIM	+/-	PP	SH	GW
74-75	21	5	5	10	12	-12	1	0	0
NHL TOTAL	21	5	5	10	12	-12	1	0	0

JAMIE HUNT

D

#29

Signed as a free agent, April 1, 2006. Became a free agent, July 1, 2008.

YEAR	GP	G	A	PTS	PIM	+/-	PP	SH	GW
06-07	1	0	0	0	0	-1	0	0	0
NHL TOTAL	1	0	0	0	0	-1	0	0	0

DALE HUNTER

F

#32

Acquired from Quebec with Clint Malarchuk for Gaetan Duchesne, Alan Haworth and Washington's 1st choice in the 1987 Entry Draft (Joe Sakic), June 13, 1987. Traded to Colorado with Washington's 3rd choice in the 2000 Entry Draft (Sergei Kliazmine) in exchange for Vancouver's 2nd choice in the 1999 Entry Draft (Charlie Stephens).

YEAR	GP	G	A	PTS	PIM	+/-	PP	SH	GW
87-88	79	22	37	59	240	7	11	0	1
88-89	80	20	37	57	219	-3	9	0	3
89-90	80	23	39	62	233	17	9	1	6
90-91	76	16	30	46	234	-22	9	0	2
91-92	80	28	50	78	205	-2	13	0	4
92-93	84	29	59	79	198	3	10	0	2
93-94	52	9	29	38	131	-4	1	0	1
94-95	45	8	15	23	101	-4	3	0	1
95-96	82	13	24	37	112	5	4	0	3
96-97	82	14	32	46	125	-2	3	0	5
97-98	82	8	18	26	103	1	0	0	1
98-99	50	0	5	5	102	-7	0	0	0
TOTAL	872	181	375	556	2003	-4	72	1	29
NHL TOTAL	1407	323	697	1020	3565	98	92	10	41

MARK HUNTER

F

#27

Acquired from Hartford with Yvon Coriveau for Nick Kypreos, July 30, 1992. Became a free agent, July 1, 1993.

YEAR	GP	G	A	PTS	PIM	+/-	PP	SH	GW
92-93	7	0	0	0	14	1	0	0	0
NHL TOTAL	628	213	171	384	1426	-11	71	2	19

JAMIE HUSCROFT

F

#3

Signed as a free agent on August 9, 1999. Retired, 2001.

YEAR	GP	G	A	PTS	PIM	+/-	PP	SH	GW
99-00	7	0	0	0	11	-5	0	0	0
NHL TOTAL	352	5	33	38	1065	-8	0	0	1

AL IAFRATE

D

#34

Acquired from Toronto for Bob Rouse and Peter Zedel, Jan. 15, 1991. Traded to Boston for Joe Juneau, March 21, 1994.

YEAR	GP	G	A	PTS	PIM	+/-	PP	SH	GW
90-91	30	6	8	14	124	-1	0	1	1
91-92	78	17	34	51	180	1	6	0	1
92-93	81	25	41	66	169	15	11	1	4
93-94	67	10	35	45	143	10	4	0	3
TOTAL	256	58	118	176	616	25	21	2	9
NHL TOTAL	799	152	311	463	1301	-64	46	8	22

JAROMIR JAGR

F

#68

Acquired from Pittsburgh with Frantisek Kucera for Kris Beech, Michal Sivek, Ross Lupaschuk and future considerations, July 11, 2001. Traded to New York Rangers for Anson Carter, Jan. 23, 2004.

YEAR	GP	G	A	PTS	PIM	+/-	PP	SH	GW
01-02	69	31	48	79	30	0	10	0	3
02-03	75	36	41	77	38	5	13	2	9
03-04	46	16	29	45	38	-5	6	0	1
TOTAL	190	83	118	201	106	0	29	2	13
NHL TOTAL	1,391	681	1,007	1,688	959	278	195	11	118

DOUG JARVIS

F

#25

Acquired from Montreal with Brian Engblom, Rod Langway, and Craig Laughlin for Rick Green and Ryan Walter, Sept. 10, 1982. Traded to Hartford for Jorgen Pettersson, Dec. 6, 1985.

YEAR	GP	G	A	PTS	PIM	+/-	PP	SH	GW
82-83	80	8	22	30	10	-12	0	1	0
83-84	80	13	29	42	12	7	0	2	0
84-85	80	9	28	37	32	19	1	1	1
85-86	25	1	2	3	16	-5	0	0	0
TOTAL	265	31	81	112	70	9	1	4	1
NHL TOTAL	964	139	264	403	263	121	4	16	16

All-Time Player Register

WES JARVIS

F #23, 17, 15

Capitals' 18th choice (213th overall) in 1978 Amateur Draft. Traded to Minnesota with Rollie Boutin for Robbie Moore and future considerations, Aug. 15, 1982

YEAR	GP	G	A	PTS	PIM	+/-	PP	SH	GW
79-80	63	11	15	26	8	-3	0	0	0
80-81	55	9	14	23	30	-9	0	1	0
81-82	26	1	12	13	18	5	0	0	0
TOTAL	144	21	41	62	56	-7	0	1	0
NHL TOTAL	237	31	55	86	98	-23	1	2	0

GRANT JENNINGS

D #33

Signed as a free agent, June 25, 1985. Traded to Hartford with Ed Kastelic for Mike Millar and Neil Sheehy, July 6, 1988.

YEAR	GP	G	A	PTS	PIM	+/-	PP	SH	GW
(Played in 1 playoff game, 1988 vs. NJ)									
NHL TOTAL	389	14	43	57	804	-6	0	3	3

DAVID A. JENSEN

F #9

Acquired from Hartford for Dean Evason and Peter Sidorkiewicz, March 12, 1985. Signed as a free agent by Boston, July 1988.

YEAR	GP	G	A	PTS	PIM	+/-	PP	SH	GW
85-86	5	1	0	1	0	1	0	0	0
86-87	46	8	8	16	12	-10	2	0	0
87-88	5	0	1	1	4	E	0	0	0
TOTAL	56	9	9	18	16	-9	2	0	0
NHL TOTAL	69	9	13	22	22	-10	2	0	0

CALLE JOHANSSON

D #6

Acquired from Buffalo March 7, 1989, with Buffalo's 2nd choice (Byron Dafoe) in 1989 NHL Entry Draft for Clint Malarchuk, Grant Ledyard and Washington's 6th choice (Brian Holzinger) in 1991 NHL Entry Draft. Retired, Aug. 7, 2003.

YEAR	GP	G	A	PTS	PIM	+/-	PP	SH	GW
88-89	12	1	7	8	4	1	1	0	0
89-90	70	8	31	39	25	7	4	0	2
90-91	80	11	41	52	23	-2	2	1	2
91-92	80	14	42	56	49	2	5	2	2
92-93	77	7	38	45	56	3	6	0	0
93-94	84	9	33	42	59	3	4	0	1
94-95	46	5	26	31	35	-6	4	0	2
95-96	78	10	25	35	50	13	4	0	0
96-97	65	6	11	17	16	-2	2	0	0
97-98	73	15	20	35	30	-11	10	1	1
98-99	67	8	21	29	22	10	2	0	2
99-00	82	7	25	32	24	13	1	0	3
00-01	76	7	29	36	26	11	5	0	0
01-02	11	2	0	2	8	-4	0	0	1
02-03	82	3	12	15	22	9	1	0	0
TOTAL	983	113	361	474	449	47	51	4	16
NHL TOTAL	1109	119	416	535	519	57	53	4	17

JONAS JOHANSSON

F #45

Acquired from Colorado with Bates Battaglia for Steve Konowalchuk and the Capitals' 3rd choice in the 2004 Entry Draft (later traded to Carolina-Casey Borer), Oct. 22, 2003. Became a free agent, July 1, 2007.

YEAR	GP	G	A	PTS	PIM	+/-	PP	SH	GW
05-06	1	0	0	0	2	E	0	0	0
NHL TOTAL	1	0	0	0	2	E	0	0	0

MARCUS JOHANSSON

F #90

Capitals' 1st choice (24th overall) in the 2009 NHL Entry Draft.

YEAR	GP	G	A	PTS	PIM	+/-	PP	SH	GW
10-11	69	13	14	27	10	2	2	1	2
11-12	80	14	32	46	8	-5	1	0	3
12-13	34	6	16	22	4	3	3	0	1
NHL TOTAL	183	33	62	95	22	0	6	1	6

CRAIG JOHNSON

F #27

Claimed off waivers from Toronto, March 5, 2004. Became a free agent, July 1, 2004.

YEAR	GP	G	A	PTS	PIM	+/-	PP	SH	GW
03-04	15	0	6	6	8	-6	0	0	0
NHL TOTAL	557	75	98	173	260	-33	18	1	8

JIM JOHNSON

D #2, 4

Acquired from Dallas for Alan May, March 21, 1994. Became a free agent, July 1, 1996.

YEAR	GP	G	A	PTS	PIM	+/-	PP	SH	GW
93-94	8	0	0	0	12	-1	0	0	0
94-95	47	0	13	13	43	6	0	0	0
95-96	66	2	4	6	34	-3	0	0	0
TOTAL	121	2	17	19	89	2	0	0	0
NHL TOTAL	829	29	166	195	1197	16	3	0	2

JAY JOHNSTON

D #8, 4, 26

Capitals' 6th choice (45th overall) in the 1978 Amateur Draft. Released, June 1, 1984

YEAR	GP	G	A	PTS	PIM	+/-	PP	SH	GW
80-81	2	0	0	0	9	E	0	0	0
81-82	6	0	0	0	4	-2	0	0	0
TOTAL	8	0	0	0	13	-2	0	0	0
NHL TOTAL	8	0	0	0	13	-2	0	0	0

GREG JOLY

D #3

Capitals' 1st choice (1st overall) in the 1974 Amateur Draft. Traded to Detroit for Bryan Watson, Nov. 30, 1976.

YEAR	GP	G	A	PTS	PIM	+/-	PP	SH	GW
74-75	44	1	7	8	44	-68	1	0	0
75-76	54	8	17	25	28	-46	3	1	1
TOTAL	98	9	24	33	72	-114	4	1	1
NHL TOTAL	365	21	76	97	250	-163	7	2	3

KEITH JONES

F #26, 9

Capitals' 7th choice (141st overall) in the 1988 Entry Draft. Traded with Washington's 1st (Scott Parker) and 4th (later traded back to Washington-Krys Barch) choices in the 1998 Entry Draft to Colorado for Chris Simon and Curtis Leschyshyn, Nov. 2, 1996.

YEAR	GP	G	A	PTS	PIM	+/-	PP	SH	GW
92-93	71	12	14	26	124	18	0	0	3
93-94	68	16	19	35	149	4	5	0	1
94-95	40	14	6	20	65	-2	1	0	4
95-96	68	18	23	41	103	8	5	0	2
96-97	11	2	3	5	13	-2	1	0	0
TOTAL	258	62	65	127	454	26	12	0	10
NHL TOTAL	491	117	141	258	765	53	30	1	22

RON JONES

F #18, 24

Acquired from Pittsburgh for Pete LaFramboise, Jan. 21, 1975. Became a free agent, June 1, 1976.

YEAR	GP	G	A	PTS	PIM	+/-	PP	SH	GW
74-75	19	1	1	2	16	-14	1	0	0
75-76	2	0	0	0	0	-1	0	0	0
TOTAL	21	1	1	2	16	-15	1	0	0
NHL TOTAL	54	1	4	5	31	-27	1	0	0

BOB JOYCE

F #27

Acquired from Boston for Dave Christian, Dec. 13, 1989. Traded to Winnipeg with Tyler Larter and Kent Paynter for Craig Duncanson, Brent Hughes and Simon Wheeldon, May 21, 1991.

YEAR	GP	G	A	PTS	PIM	+/-	PP	SH	GW
89-90	24	5	8	13	4	2	1	0	1
90-91	17	3	3	6	8	3	0	0	1
TOTAL	41	8	11	19	12	5	1	0	2
NHL TOTAL	158	34	49	83	90	9	10	0	5

JOE JUNEAU

F #90

Acquired from Boston for Al Iafrate, March 21, 1994. Traded to Buffalo with Washington's 3rd choice in 1999 Entry Draft (Tim Preston) for Alexei Tezikov and future considerations, March 23, 1999.

YEAR	GP	G	A	PTS	PIM	+/-	PP	SH	GW
93-94	11	5	8	13	6	E	2	0	0
94-95	44	5	38	43	8	-1	3	0	0
95-96	80	14	50	64	30	-3	7	2	2
96-97	58	15	27	42	8	-11	9	1	3
97-98	56	9	22	31	26	-8	4	1	1
98-99	63	14	27	41	20	-3	2	1	3
TOTAL	321	63	173	236	100	-26	27	5	9
NHL TOTAL	828	156	416	572	272	-3	52	6	23

MILAN JURCINA

D #23

Acquired from Boston for a conditional pick in the 2008 Entry Draft, Feb. 1, 2007. Traded to Columbus with Chris Clark for Jason Chimera, Dec. 28, 2009. Acquired from Columbus for a conditional draft choice, March 3, 2010.

YEAR	GP	G	A	PTS	PIM	+/-	PP	SH	GW
06-07	30	2	7	9	24	5	0	0	0
07-08	75	1	8	9	30	4	1	0	0
08-09	79	3	11	14	68	1	0	0	1
09-10	27	0	4	4	14	E	0	0	0
TOTAL	211	6	30	36	136	10	1	0	1
NHL TOTAL	430	22	59	81	280	-28	6	1	3

KEVIN KAMINSKI

F #23

Acquired from Quebec for the rights to Mark Matier, June 15, 1993. Became a free agent, July 1, 1998.

YEAR	GP	G	A	PTS	PIM	+/-	PP	SH	GW
93-94	13	0	5	5	87	2	0	0	0
94-95	27	1	1	2	102	-6	0	0	1
95-96	54	1	2	3	164	-1	0	0	0
96-97	38	1	2	3	130	E	0	0	0
TOTAL	132	3	10	13	483	-5	0	0	1
NHL TOTAL	139	3	10	13	528	-8	0	0	1

All-Time Player Register

BOYD KANE F #22

Signed as a free agent, Aug. 12, 2005. Became a free agent, July 1, 2006. Signed as a free agent, July 11, 2009.

YEAR	GP	G	A	PTS	PIM	+/-	PP	SH	GW
05-06	5	0	1	1	2	1	0	0	0
09-10	3	0	0	0	2	-1	0	0	0
TOTAL	8	0	1	1	4	E	0	0	0
NHL TOTAL	31	0	3	3	39	-8	0	0	0

ED KASTELIC F #29

Capitals' 4th choice (110th overall) in the 1982 Entry Draft. Traded to Hartford with Grant Jennings for Mike Millar and Neil Sheehy, July 6, 1988.

YEAR	GP	G	A	PTS	PIM	+/-	PP	SH	GW
85-86	15	0	0	0	73	E	0	0	0
86-87	23	1	1	2	83	-3	1	0	0
87-88	35	1	0	1	78	-3	0	0	0
TOTAL	73	2	1	3	234	-6	1	0	0
NHL TOTAL	220	11	10	21	719	-20	1	0	0

MIKE KASZYCKI F #20

Acquired from New York Islanders for Gord Lane, Dec. 7, 1979. Traded to Toronto for Pat Ribble, Feb. 14, 1980.

YEAR	GP	G	A	PTS	PIM	+/-	PP	SH	GW
79-80	28	7	10	17	10	-5	1	0	0
NHL TOTAL	226	42	80	122	108	18	6	0	6

BOB KELLY F #24

Acquired from Philadelphia for future considerations, Aug. 21, 1980. Contract bought out, Dec. 7, 1981.

YEAR	GP	G	A	PTS	PIM	+/-	PP	SH	GW
80-81	80	26	36	62	157	-13	8	0	4
81-82	16	0	4	4	12	-12	0	0	0
TOTAL	96	26	40	66	169	-25	8	0	4
NHL TOTAL	837	154	208	362	1454	109	14	0	28

DMITRI KHRISTICH F #8

Capitals' 6th choice (120th overall) in the 1988 Entry Draft. Traded to Los Angeles with Byron Dafeo for Kings' 1st (Alexandre Volchkov) and Dallas' 4th (Justin Davis) choices in 1996, July 8, 1995. Acquired from Toronto for Tampa Bay's 3rd choice in the 2001 Entry Draft (Brendan Bell), Dec. 11, 2000. Became a free agent, July 1, 2002.

YEAR	GP	G	A	PTS	PIM	+/-	PP	SH	GW
90-91	40	13	14	27	21	-1	1	0	0
91-92	80	36	37	73	35	24	14	1	7
92-93	64	31	35	66	28	29	9	1	1
93-94	83	29	29	58	73	-2	10	0	4
94-95	48	12	14	26	41	0	8	0	2
00-01	43	10	19	29	8	-8	4	0	4
01-02	61	9	12	21	12	2	3	0	2
TOTAL	419	140	160	300	218	44	49	2	20
NHL TOTAL	811	259	337	596	422	104	95	5	32

OREST KINDRACHUK F #27

Signed as free agent from Pittsburgh, Sept. 1, 1981. Released from contract, Dec. 3, 1981.

YEAR	GP	G	A	PTS	PIM	+/-	PP	SH	GW
81-82	4	1	0	1	2	-4	1	0	0
NHL TOTAL	508	118	261	379	648	122	19	8	15

D.J. KING F #17

Acquired from St. Louis for Stefan Della Rovere, July 28, 2010. Became a free agent, July 1, 2012.

YEAR	GP	G	A	PTS	PIM	+/-	PP	SH	GW
10-11	16	0	2	2	30	-3	0	0	0
11-12	1	0	0	0	0	0	0	0	1
TOTAL	17	0	2	2	-3	0	0	0	1
NHL TOTAL	118	4	7	11	215	-14	0	0	1

BRIAN KINSELLA F #24, 11

Capitals' 6th choice (91st overall) in the 1974 Amateur Draft. Became a free agent, June 1, 1978.

YEAR	GP	G	A	PTS	PIM	+/-	PP	SH	GW
75-76	4	0	1	1	0	-2	0	0	0
76-77	6	0	0	0	0	-2	0	0	0
TOTAL	10	0	1	1	0	-4	0	0	0
NHL TOTAL	10	0	1	1	0	-4	0	0	0

KEN KLEE D #2

Capitals' 11th choice (177th overall) in the 1990 Entry Draft. Became a free agent, July 1, 2003.

YEAR	GP	G	A	PTS	PIM	+/-	PP	SH	GW
94-95	23	3	1	4	41	2	0	0	0
95-96	66	8	3	11	60	-1	0	1	2
96-97	80	3	8	11	115	-5	0	0	2
97-98	51	4	2	6	46	-3	0	0	1
98-99	78	7	13	20	80	-9	0	0	1
99-00	80	7	13	20	79	8	0	0	2
00-01	54	2	4	6	60	-5	0	0	0
01-02	68	8	8	16	38	4	2	0	3
02-03	70	1	16	17	89	22	0	0	0
TOTAL	570	43	68	111	608	13	2	1	11
NHL TOTAL	934	55	140	195	880	30	6	1	13

SCOTT KLEINENDORST D #29

Acquired from Hartford for Jim Thomson, March 6, 1989. Released following 1989-90 season.

YEAR	GP	G	A	PTS	PIM	+/-	PP	SH	GW
88-89	3	0	1	1	10	E	0	0	0
89-90	15	1	3	4	16	4	0	0	0
TOTAL	18	1	4	5	26	4	0	0	0
NHL TOTAL	281	12	46	58	452	-13	1	0	0

JAKUB KLEPIS F #38

Acquired from Buffalo for Mike Grier, March 9, 2004.

YEAR	GP	G	A	PTS	PIM	+/-	PP	SH	GW
05-06	25	1	3	4	8	-11	0	0	0
06-07	41	3	7	10	28	-2	0	0	0
NHL TOTAL	66	4	10	14	36	-13	0	0	0

MIKE KNUBLE F #22

Signed as a free agent, July 1, 2009. Became a free agent July 1, 2012.

G	A	PTS	PIM	+/-	PP	SH	GW	
09-10	69	29	24	53	59	23	6	0
10-11	79	24	16	40	36	10	7	1
11-12	72	6	12	18	32	-15	0	0
TOTAL	220	59	52	111	127	18	13	1
NHL TOTAL	1,068	278	270	548	641	76	81	5

STEVE KONOWALCHUK F #22

Capitals' 5th choice (58th overall) in the 1991 Entry Draft. Traded with Washington's 3rd choice in the 2004 Entry Draft (later traded to Carolina-Casey Borer) to Colorado for Bates Battaglia and Jonas Johansson, Oct. 22, 2003.

YEAR	GP	G	A	PTS	PIM	+/-	PP	SH	GW
91-92	1	0	0	0	0	0	0	0	0
92-93	36	4	7	11	16	4	1	0	1
93-94	62	12	14	26	33	9	0	0	0
94-95	46	11	14	25	44	7	3	3	3
95-96	70	23	22	45	92	13	7	1	3
96-97	78	17	25	42	67	-3	2	1	3
97-98	80	10	24	34	80	19	3	0	1
98-99	45	12	12	24	26	0	4	1	2
99-00	82	16	27	43	80	19	3	0	1
00-01	82	24	23	47	87	8	6	0	5
01-02	28	2	12	14	23	-2	0	0	0
02-03	77	15	15	30	71	3	2	0	3
03-04	6	0	1	1	0	-5	0	0	0
TOTAL	693	146	196	342	619	62	30	6	23
NHL TOTAL	790	171	225	396	703	69	34	8	26

JOHN KORDIC F #25

Acquired from Toronto with Paul Fenton for future considerations, Jan. 24, 1991. Released from contract, July 1991.

YEAR	GP	G	A	PTS	PIM	+/-	PP	SH	GW
90-91	7	0	0	0	101	1	0	0	0
NHL TOTAL	244	17	18	35	997	-30	3	0	0

VIKTOR KOZLOV F #25

Signed as a free agent, July 1, 2007. Became a free agent, July 1, 2009.

YEAR	GP	G	A	PTS	PIM	+/-	PP	SH	GW
07-08	81	16	38	54	18	28	2	0	2
08-09	67	13	28	41	16	-9	2	0	0
TOTAL	148	29	66	95	34	19	4	0	2
NHL TOTAL	897	198	339	537	248	-3	54	5	19

STAFFAN KRONWALL D #44

Acquired off waivers from Toronto, Feb. 6, 2009. Became a free agent, July 1, 2009.

YEAR	GP	G	A	PTS	PIM	+/-	PP	SH	GW
08-09	3	0	0	0	0	-1	0	0	0
NHL TOTAL	66	1	3	4	23	-7	0	0	0

All-Time Player Register

TODD KRYGIER

F

#9, 21

Acquired from Hartford for Washington's 4th choice in the 1993 Entry Draft (later traded to Calgary, Jason Smith), Oct. 3, 1991. Traded to Anaheim for a Anaheim's 4th choice in the 1996 Entry Draft (later traded to Dallas-Mike Hurley), Feb. 2, 1992. Acquired from Anaheim in exchange for Mike Torchia, March 8, 1996.

YEAR	GP	G	A	PTS	PIM	+/-	PP	SH	GW
91-92	67	13	17	30	107	-1	1	0	1
92-93	77	11	12	23	60	-13	0	2	0
93-94	66	12	18	30	60	-4	0	1	3
95-96	16	6	5	11	2	8	1	0	0
96-97	47	5	11	16	37	-10	1	0	1
97-98	45	2	12	14	30	-3	0	0	1
TOTAL	318	49	75	124	306	-23	3	3	6
NHL TOTAL	543	100	143	243	533	-26	14	5	12

DAVE KRYSKOW

F

#9

Acquired in 1974 Expansion Draft (3rd pick) from Chicago. Traded to Detroit for Jack Lynch, Feb. 7, 1975.

YEAR	GP	G	A	PTS	PIM	+/-	PP	SH	GW
74-75	51	9	15	24	83	-28	1	1	0
NHL TOTAL	213	33	56	89	174	-32	2	2	2

FRANTISEK KUCERA

D

#4

Acquired from Pittsburgh with Jaromir Jagr for Kris Beech, Ross Lupaschuk, Michal Sivek and future considerations, July 11, 2001. Became a free agent, July 1, 2002.

YEAR	GP	G	A	PTS	PIM	+/-	PP	SH	GW
01-02	56	1	13	14	12	7	0	0	0
NHL TOTAL	465	24	95	119	251	13	6	0	4

TOMAS KUNDRADEK

D

#36

Acquired from New York Rangers for Francois Bouchard, Nov. 8, 2011.

YEAR	GP	G	A	PTS	PIM	+/-	PP	SH	GW
11-12	5	0	0	0	2	0	0	0	0
12-13	25	1	6	7	8	-5	0	0	0
NHL TOTAL	30	1	6	7	10	-5	0	0	0

JOEL KWIATKOWSKI

D

#29

Acquired from Ottawa for future considerations, Jan. 15, 2003. Became a free agent, July 1, 2004.

YEAR	GP	G	A	PTS	PIM	+/-	PP	SH	GW
02-03	34	0	3	3	12	1	0	0	0
03-04	80	6	6	12	89	-28	2	0	0
TOTAL	114	6	9	15	101	-27	2	0	0
NHL TOTAL	282	16	29	45	245	-27	4	0	3

NICK KYPREOS

F

#9

Claimed from Philadelphia in the waiver draft, Oct. 2, 1989. Traded to Hartford for Mark Hunter and future considerations, June 15, 1992.

YEAR	GP	G	A	PTS	PIM	+/-	PP	SH	GW
89-90	31	5	4	9	82	2	0	0	2
90-91	79	9	9	18	196	-4	0	0	3
91-92	65	4	6	10	206	-3	0	0	0
TOTAL	175	18	19	37	484	-5	0	0	5
NHL TOTAL	442	46	44	90	1210	-24	0	0	9

YVON LABRE

D

#7

Acquired in 1974 Expansion Draft (4th pick) from Pittsburgh. Retired following the 1980-81 season for medical reasons.

YEAR	GP	G	A	PTS	PIM	+/-	PP	SH	GW
74-75	76	4	23	27	182	-54	0	0	0
75-76	80	2	20	22	146	-38	0	0	0
76-77	62	3	11	14	169	-5	0	2	0
77-78	22	0	8	8	41	E	0	0	0
78-79	51	1	13	14	80	7	0	0	0
79-80	18	0	5	5	38	3	0	0	0
80-81	25	2	4	6	100	-2	0	0	0
TOTAL	334	12	84	96	756	-89	0	2	0
NHL TOTAL	371	14	87	101	788	-94	0	2	0

PETE LAFRAMBOISE

F

#19

Acquired in the 1974 Expansion Draft (5th pick) from California. Traded to Pittsburgh for Ron Jones, Jan. 21, 1975.

YEAR	GP	G	A	PTS	PIM	+/-	PP	SH	GW
74-75	45	5	10	15	22	-37	0	0	0
NHL TOTAL	227	33	55	88	70	-91	5	0	1

BROOKS LAICH

F

#21

Acquired from Ottawa with Ottawa's 2nd choice in the 2005 Entry Draft (later traded to Colorado-Chris Durand) for Peter Bondra, Feb. 18, 2004.

YEAR	GP	G	A	PTS	PIM	+/-	PP	SH	GW
03-04	4	0	1	1	0	-1	0	0	0
05-06	73	7	14	21	26	-9	1	0	1
06-07	73	8	10	18	29	-2	2	3	0
07-08	82	21	16	37	35	-3	8	2	4
08-09	82	23	30	53	31	-1	9	1	3
09-10	78	25	34	59	34	16	12	1	4
10-11	82	16	32	48	46	14	4	1	3
11-12	82	16	25	41	34	-8	5	1	5
12-13	9	1	3	4	6	2	0	0	0
TOTAL	565	117	165	282	241	8	41	9	20
NHL TOTAL	566	117	165	282	243	8	41	9	20

QUINTIN LAING

F

#53

Signed as a free agent, July 18, 2006.

YEAR	GP	G	A	PTS	PIM	+/-	PP	SH	GW
07-08	39	1	5	6	10	4	0	0	1
08-09	1	0	0	0	0	1	0	0	0
09-10	36	2	2	4	21	2	0	0	0
TOTAL	76	3	7	10	31	7	0	0	1
NHL TOTAL	79	3	8	11	31	8	0	0	1

RON LALONDE

F

#22

Acquired from Pittsburgh with rights to Don Selling for Lew Morrison, Dec. 14, 1974. Became a free agent, June 1, 1980.

YEAR	GP	G	A	PTS	PIM	+/-	PP	SH	GW
74-75	50	12	14	26	27	-39	4	1	1
75-76	80	9	19	28	19	-26	2	1	0
76-77	76	12	17	29	24	-20	0	0	0
77-78	67	1	5	6	16	-18	0	0	0
78-79	18	1	3	4	4	-1	0	1	0
TOTAL	291	35	58	93	90	-104	6	3	1
NHL TOTAL	397	45	78	123	106	-101	6	4	3

MIKE LALOR

D

#26

Acquired from St. Louis with Peter Zetz for Geoff Courtnall, July 13, 1990. Traded to Winnipeg for Paul MacDermid, March 2, 1992.

YEAR	GP	G	A	PTS	PIM	+/-	PP	SH	GW
90-91	68	1	5	6	61	-23	0	0	0
91-92	64	5	7	12	64	14	0	0	1
TOTAL	132	6	12	18	125	-9	0	0	1
NHL TOTAL	687	17	88	105	677	-12	0	0	3

MIKE LAMPMAN

F

#21

Acquired in 1974 Expansion Draft (18th pick) from Vancouver. Became a free agent, June 1, 1978.

YEAR	GP	G	A	PTS	PIM	+/-	PP	SH	GW
75-76	27	7	12	19	28	-6	0	0	1
76-77	22	6	5	11	4	-4	1	0	0
TOTAL	49	13	17	30	32	-10	1	0	1
NHL TOTAL	96	17	20	37	34	-15	2	0	1

GORD LANE

D

#25, 28

Signed as a free agent, Oct. 5, 1976. Traded to New York Islanders for Mike Kaszycki, Dec. 7, 1979.

YEAR	GP	G	A	PTS	PIM	+/-	PP	SH	GW
75-76	3	1	0	1	12	-5	1	0	0
76-77	80	2	15	17	207	-25	0	0	0
77-78	69	2	9	11	195	-19	0	0	0
78-79	64	3	15	18	147	-15	0	0	0
79-80	19	2	4	6	53	1	0	0	0
TOTAL	235	10	43	53	614	-63	1	0	0
NHL TOTAL	539	19	94	113	1228	-16	1	1	2

ROBERT LANG

F

#20

Signed as a free agent, July 1, 2002. Traded to Detroit Red Wings for Tomas Fleischmann and Detroit's 1st (Mike Green) and 4th (Luke Lynes) choices in the 2006 Entry Draft, Feb. 27, 2004.

YEAR	GP	G	A	PTS	PIM	+/-	PP	SH	GW
02-03	82	22	47	69	22	12	10	0	2
03-04	63	29	45	74	24	2	10	0	2
TOTAL	145	51	92	143	46	14	20	0	4
NHL TOTAL	989	261	442	703	422	55	88	5	34

All-Time Player Register

ROD LANGWAY

D

#5

Acquired from Montreal with Brian Engblom, Doug Jarvis and Craig Laughlin for Rick Green and Ryan Walter, Sept. 9, 1982. Released on waivers, July 1, 1993.

YEAR	GP	G	A	PTS	PIM	+/-	PP	SH	GW
82-83	80	3	29	32	75	E	1	0	0
83-84	80	9	24	33	61	14	1	2	2
84-85	79	4	22	26	54	35	0	0	1
85-86	71	1	17	18	61	27	1	0	0
86-87	78	2	25	27	53	11	0	0	1
87-88	63	3	13	16	28	1	0	0	1
88-89	76	2	19	21	65	12	0	0	0
89-90	58	0	8	8	39	7	0	0	0
90-91	56	1	7	8	24	12	0	0	0
91-92	64	0	13	13	22	11	0	0	0
92-93	21	0	0	0	20	-13	0	0	0
TOTAL	726	25	177	202	502	117	3	2	5
NHL TOTAL	994	51	278	329	849	277	9	3	9

TYLER LARTER

F

#39

Capitals' 3rd choice (78th overall) in the 1987 Entry Draft. Traded to Winnipeg with Bob Joyce and Kent Paynter for Craig Duncanson, Brent Hughes and Simon Wheeldon, May 21, 1991.

YEAR	GP	G	A	PTS	PIM	+/-	PP	SH	GW
89-90	1	0	0	0	0	-1	0	0	0
NHL TOTAL	1	0	0	0	0	-1	0	0	0

CRAIG LAUGHLIN

F

#18

Acquired from Montreal with Brian Engblom, Doug Jarvis and Rod Langway for Rick Green and Ryan Walter, Sept. 9, 1982. Traded to Los Angeles for Grant Ledyard, Feb. 9, 1988.

YEAR	GP	G	A	PTS	PIM	+/-	PP	SH	GW
82-83	75	17	27	44	41	-7	5	0	3
83-84	80	20	32	52	69	4	7	0	3
84-85	78	16	34	50	38	12	5	0	3
85-86	75	30	45	75	43	24	10	0	4
86-87	80	22	30	52	67	-3	11	0	5
87-88	40	5	5	10	26	-8	3	0	1
TOTAL	428	110	173	283	284	22	41	0	19
NHL TOTAL	549	136	205	341	364	2	45	0	20

STEPHEN LEACH

F

#29, 21

Capitals' 2nd choice (34th overall) in 1984 Entry Draft. Traded to Boston for Randy Burridge, June 21, 1991.

YEAR	GP	G	A	PTS	PIM	+/-	PP	SH	GW
85-86	11	1	1	2	2	E	0	0	0
86-87	15	1	0	1	6	-4	0	0	0
87-88	8	1	1	2	17	2	0	0	1
88-89	74	11	19	30	94	-4	4	0	0
89-90	70	18	14	32	104	10	0	0	2
90-91	68	11	19	30	99	-9	4	0	1
TOTAL	246	43	54	97	322	-5	8	0	4
NHL TOTAL	702	130	153	283	978	-78	33	1	19

GRANT LEDYARD

D

#28, 6

Acquired from Los Angeles for Craig Laughlin, Feb. 9, 1988. Traded to Buffalo with Clint Malarchuk and the Capitals' 6th choice (Brian Holzinger) in the 1991 Entry Draft for Calle Johansson and Buffalo's 2nd choice (Byron Dafoe) in the 1989 Entry Draft, March 9, 1989.

YEAR	GP	G	A	PTS	PIM	+/-	PP	SH	GW
87-88	21	4	3	7	14	-4	1	0	1
88-89	61	3	11	14	43	1	1	0	1
TOTAL	82	7	14	21	57	-3	2	0	2
NHL TOTAL	1028	90	276	366	766	-54	31	1	14

PATRICE LEFEBVRE

F

#14

Signed as a free agent, Dec. 18, 1998. Signed to play in Germany, summer 1999.

YEAR	GP	G	A	PTS	PIM	+/-	PP	SH	GW
98-99	3	0	0	0	2	-2	0	0	0
NHL TOTAL	3	0	0	0	2	-2	0	0	0

ANTERO LEHTONEN

F

#14

Signed as free agent, Sept. 16, 1979. Released at the start of the 1980-81 season.

YEAR	GP	G	A	PTS	PIM	+/-	PP	SH	GW
79-80	65	9	12	21	14	-4	2	0	1
NHL TOTAL	65	9	12	21	14	-4	2	0	1

MIKKO LEINONEN

F

#34

Signed as a free agent from Karpat (Finland), March 13, 1985. Released June 1985.

YEAR	GP	G	A	PTS	PIM	+/-	PP	SH	GW
84-85	3	0	1	1	2	1	0	0	0
NHL TOTAL	162	31	78	109	71	19	5	0	4

JEAN LEMIEUX

D

#17, 3

Acquired from Atlanta with Gerry Meehan and Buffalo's 1st-round choice in the 1976 Amateur Draft (Greg Carroll) for Bill Clement, Jan. 22, 1976. Became a free agent June 1, 1978.

YEAR	GP	G	A	PTS	PIM	+/-	PP	SH	GW
75-76	33	6	14	20	2	-21	5	0	1
76-77	15	4	4	8	2	-9	2	0	0
77-78	16	3	7	10	0	-12	3	0	0
TOTAL	64	13	25	38	4	-42	10	0	1
NHL TOTAL	204	23	63	86	39	-45	14	0	3

SAMI LEPISTO

D

#42

Capitals' 5th choice (66th overall) in 2004 Entry Draft. Traded to Phoenix in exchange for a 5th-round choice in the 2010 Entry Draft, June 27, 2009.

YEAR	GP	G	A	PTS	PIM	+/-	PP	SH	GW
07-08	7	0	1	1	12	-1	0	0	0
08-09	7	0	4	4	6	-3	0	0	0
TOTAL	14	0	5	5	18	-4	0	0	0
NHL TOTAL	176	6	29	35	137	23	0	0	1

CURTIS LESCHYSHYN

D

#9

Acquired from Colorado with Chris Simon for Keith Jones and the Capitals' 1st (Scott Parker) and 4th choices (later traded back to Washington-Krys Barch) in the 1998 Entry Draft, Nov. 2, 1996. Traded to Hartford in exchange for Andrei Nikolishin, Nov. 9, 1996.

YEAR	GP	G	A	PTS	PIM	+/-	PP	SH	GW
96-97	2	0	0	0	2	0	0	0	0
NHL TOTAL	1033	47	165	212	669	-52	17	2	10

BILL LESUK

F

#20

Purchased from Los Angeles, July 28, 1974. Agreed to contract with Winnipeg (WHA), July 1975.

YEAR	GP	G	A	PTS	PIM	+/-	PP	SH	GW
74-75	79	8	11	19	77	-34	1	2	0
NHL TOTAL	388	44	63	107	368	-69	6	2	4

TREVOR LINDEN

F

#16

Acquired from Montreal with Dainius Zubrus and New Jersey's second-round draft choice in the 2001 Entry Draft for Richard Zednik, Jan Bulis and the Capitals' 1st choice in the 2001 Entry Draft (Alexander Perezhogin), March 13, 2001. Traded to Vancouver with NY Islanders' 2nd choice in 2002 Entry Draft (Denis Grot) for Vancouver's 1st (Boyd Gordon) and 3rd (later traded to Edmonton-Zachery Stortini) choices in the 2002 Entry Draft, Nov. 10, 2001.

YEAR	GP	G	A	PTS	PIM	+/-	PP	SH	GW
00-01	12	3	1	4	8	2	0	0	0
01-02	16	1	2	3	6	-2	1	0	0
TOTAL	28	4	3	7	12	0	1	0	0
NHL TOTAL	1382	375	492	867	895	-64	119	18	41

MARK LOFTHOUSE

F

#8, 27, 11, 20

Capitals' 2nd choice (21st overall) in the 1977 Amateur Draft. Traded to Detroit for Al Jensen, July 23, 1981.

YEAR	GP	G	A	PTS	PIM	+/-	PP	SH	GW
77-78	18	2	1	3	8	-5	0	0	0
78-79	52	13	10	23	10	-11	1	0	0
79-80	68	15	18	33	20	-9	1	0	1
80-81	3	1	1	2	4	E	0	0	0
TOTAL	141	31	30	61	42	-25	2	0	1
NHL TOTAL	181	42	38	80	73	-24	0	0	0

KEN LOVSIN

D

#37

Signed as a free agent, July 3, 1990. Released from contract, June 1, 1992.

YEAR	GP	G	A	PTS	PIM	+/-	PP	SH	GW
90-91	1	0	0	0	0	-2	0	0	0
NHL TOTAL	1	0	0	0	0	-2	0	0	0

DWAYNE LOWDERMILK

D

#14

Acquired from New York Islanders for future considerations, Dec. 26, 1980. Became a free agent, June 1, 1982.

YEAR	GP	G	A	PTS	PIM	+/-	PP	SH	GW
80-81	2	0	1	1	2	-1	0	0	0
NHL TOTAL	2	0	1	1	2	-1	0	0	0

JOE LUNDRIGAN

D

#5

Acquired in 1974 Expansion Draft (11th pick) from Toronto. Became a free agent, June 1, 1975.

YEAR	GP	G	A	PTS	PIM	+/-	PP	SH	GW
74-75	3	0	0	0	2	-3	0	0	0
NHL TOTAL	52	2	8	10	22	1	1	0	1

All-Time Player Register

JACK LYNCH

D

#19, 2

Acquired from Detroit for Dave Kryskow, Feb. 8, 1975. Released from contract, Oct. 20, 1979.

YEAR	GP	G	A	PTS	PIM	+/-	PP	SH	GW
74-75	20	1	5	6	16	-54	0	0	0
75-76	79	9	13	22	78	-52	5	0	1
76-77	75	5	25	30	90	-15	0	0	0
77-78	29	1	8	9	4	-13	0	0	0
78-79	30	2	6	8	14	2	1	0	0
TOTAL	233	18	57	75	202	-132	6	0	1
NHL TOTAL	382	24	106	130	336	-197	7	0	2

PAUL MACDERMID

F

#23

Acquired from Winnipeg for Mike Lalor, March 2, 1992. Traded to Quebec with Reggie Savage for Mike Hough, June 20, 1993.

YEAR	GP	G	A	PTS	PIM	+/-	PP	SH	GW
91-92	15	2	5	7	43	2	0	0	0
92-93	72	9	8	17	80	-13	1	0	3
TOTAL	87	11	13	24	123	-11	1	0	3
NHL TOTAL	690	116	142	258	1303	-14	19	0	18

PAUL MACKINNON

D

#19, 22, 4

Capitals' 4th choice (23rd overall) in the 1978 Amateur Draft. Released from contract, June 1, 1984.

YEAR	GP	G	A	PTS	PIM	+/-	PP	SH	GW
79-80	63	1	11	12	22	-1	0	0	0
80-81	14	0	0	0	22	5	0	0	0
81-82	39	2	9	11	35	-10	0	0	0
82-83	19	2	2	4	8	1	1	0	0
83-84	12	0	1	1	4	-7	0	0	0
TOTAL	147	5	23	28	91	-12	1	0	0
NHL TOTAL	147	5	23	28	91	-12	1	0	0

IVAN MAJESKY

D

#23

Signed as a free agent, Aug. 10, 2005. Became a free agent July 1, 2006.

YEAR	GP	G	A	PTS	PIM	+/-	PP	SH	GW
05-06	57	1	8	9	66	-2	0	1	0
NHL TOTAL	202	8	23	31	234	-27	0	1	2

STEWART MALGUNAS

F

#26, 4, 3

Acquired from Winnipeg in exchange for Dennis Chasse, Feb. 15, 1996. Traded to Nashville for a conditional pick in the 2001 Entry Draft, Feb. 2, 2000.

YEAR	GP	G	A	PTS	PIM	+/-	PP	SH	GW
95-96	1	0	0	0	0	0	0	0	0
96-97	6	0	0	0	2	2	0	0	0
97-98	8	0	0	0	12	1	0	0	0
98-99	10	0	0	0	6	-5	0	0	0
TOTAL	25	0	0	0	20	-2	0	0	0
NHL TOTAL	129	1	5	6	144	-10	0	0	0

STEVE MALTAIS

F

#26, 18

Capitals' 2nd selection (57th overall) in the 1987 Entry Draft. Traded to Minnesota with Trent Klatt for Shawn Chambers, June 21, 1991.

YEAR	GP	G	A	PTS	PIM	+/-	PP	SH	GW
89-90	8	0	0	0	2	-2	0	0	0
90-91	7	0	0	0	2	-1	0	0	0
TOTAL	15	0	0	0	4	-3	0	0	0
NHL TOTAL	120	9	18	27	53	-34	4	0	1

JASON MARSHALL

D

#28

Acquired from Anaheim for Alexei Tezikov and the Capitals' 4th choice in the 2001 Entry Draft (Brandon Rogers). Became a free agent, July 1, 2001.

YEAR	GP	G	A	PTS	PIM	+/-	PP	SH	GW
00-01	5	0	0	0	17	-1	0	0	0
NHL TOTAL	526	16	51	67	1004	-34	5	1	1

MIKE MARSON

F

#16

Capitals' 2nd choice (19th overall) in the 1974 Amateur Draft. Traded to Los Angeles for Steve Clippingdale, June 11, 1979.

YEAR	GP	G	A	PTS	PIM	+/-	PP	SH	GW
74-75	76	16	12	28	59	-65	5	0	2
75-76	57	4	7	11	50	-19	0	0	0
76-77	10	0	1	1	18	-1	0	0	0
77-78	46	4	4	8	101	1	0	0	0
78-79	4	0	0	0	0	-3	0	0	0
TOTAL	193	24	24	48	228	-87	5	0	2
NHL TOTAL	196	24	24	48	233	-89	5	0	2

GRANT MARTIN

F

#21, 25

Signed as a free agent, Aug. 6, 1985. Became a free agent, June 1, 1987.

YEAR	GP	G	A	PTS	PIM	+/-	PP	SH	GW
85-86	11	0	1	1	6	-5	0	0	0
86-87	9	0	0	0	4	-1	0	0	0
TOTAL	20	0	1	1	10	-6	0	0	0
NHL TOTAL	44	0	4	4	55	-16	0	0	0

DENNIS MARUK

F

#21

Acquired from Minnesota for the Capitals' 2nd choice in the 1979 Entry Draft (Tom McCarthy), Oct. 18, 1978. Traded to Minnesota for the North Stars' 2nd choice in the 1984 Entry Draft (Steve Leach), July 5, 1983.

YEAR	GP	G	A	PTS	PIM	+/-	PP	SH	GW
78-79	76	31	59	90	71	-14	6	2	3
79-80	27	10	17	27	8	E	1	1	0
80-81	80	50	47	97	87	-7	16	2	5
81-82	80	60	76	136	128	-4	20	2	1
82-83	80	31	50	81	71	-21	12	0	2
TOTAL	343	182	249	431	365	-46	55	7	11
NHL TOTAL	888	356	522	878	761	-75	89	14	26

JIM MATHIESON

D

#36

Capitals' 3rd selection (59th overall) in the 1989 Entry Draft. Became a free agent, July 1994.

YEAR	GP	G	A	PTS	PIM	+/-	PP	SH	GW
89-90	2	0	0	0	4	E	0	0	0
NHL TOTAL	2	0	0	0	4	E	0	0	0

ALAN MAY

F

#16

Acquired from Los Angeles for the Capitals' 5th choice in the 1989 Entry Draft (Thomas Newman), June 17, 1989. Traded to Dallas for Jim Johnson, March 21, 1994.

YEAR	GP	G	A	PTS	PIM	+/-	PP	SH	GW
89-90	77	7	10	17	339	-1	1	0	2
90-91	67	4	6	10	264	-10	0	0	0
91-92	75	6	9	15	221	-7	0	0	1
92-93	83	6	10	16	268	1	0	0	1
93-94	43	4	7	11	97	-2	0	0	0
TOTAL	345	27	42	69	1189	-19	1	0	4
NHL TOTAL	393	31	45	76	1348	-18	1	0	6

GARY MCADAM

F

#20

Acquired on waivers from New Jersey, Nov. 17, 1983. Rights traded to New Jersey for cash, Jan. 18, 1984.

YEAR	GP	G	A	PTS	PIM	+/-	PP	SH	GW
83-84	24	1	5	6	12	E	0	0	1
NHL TOTAL	534	96	132	228	243	-54	8	2	14

MIKE MCEWEN

D

#2

Signed as a free agent from Los Angeles, Aug. 7, 1984. Became a free agent July 1, 1985.

YEAR	GP	G	A	PTS	PIM	+/-	PP	SH	GW
84-85	56	11	27	38	42	22	4	0	3
NHL TOTAL	716	108	296	404	460	-36	43	1	13

JIM MCGEOUGH

F

#23, 24

Capitals' 6th choice (110th overall) in 1981 Entry Draft. Traded to Pittsburgh for Mark Taylor, March 12, 1985.

YEAR	GP	G	A	PTS	PIM	+/-	PP	SH	GW
81-82	4	0	0	0	0	-2	0	0	0
84-85	11	3	0	3	12	0	0	0	0
TOTAL	15	3	0	3	12	-2	0	0	0
NHL TOTAL	57	7	10	17	32	-15	0	0	1

WALT MCKECHNIE

F

#10

Acquired from Detroit as compensation for Ron Low, Aug. 17, 1977. Traded to Cleveland for Bob Girard and Cleveland's 2nd choice (Paul MacKinnon) in the 1978 Amateur Draft, Dec. 9, 1977.

YEAR	GP	G	A	PTS	PIM	+/-	PP	SH	GW
77-78	16	4	1	5	0	-14	1	0	0
NHL TOTAL	955	214	392	606	469	-115	35	17	24

JIM MCKENZIE

F

#33

Claimed on waivers from Anaheim, Jan. 20, 2000. Became a free agent and signed with New Jersey, July 3, 2000.

YEAR	GP	G	A	PTS	PIM	+/-	PP	SH	GW
99-00	30	1	2	3	16	E	0	0	0
NHL TOTAL	880	48	52	100	1739	-86	2	0	6

DON MCLEAN

D

#8

Acquired from Philadelphia with Bill Clement and Flyers' 1st choice in the 1975 Amateur Draft (Alex Forsyth) for Capitals' 1st choice in 1975 Amateur Draft (Mel Bridgeman), June 3, 1975. Retired for medical reasons following 1976-77 season.

YEAR	GP	G	A	PTS	PIM	+/-	PP	SH	GW
75-76	9	0	0	0	6	-3	0	0	0
NHL TOTAL	9	0	0	0	6	-3	0	0	0

All-Time Player Register

JIM MCTAGGART

D

#4, 3

Signed as a free agent from Billings (WHL), Nov. 9, 1979. Released at start of the 1982-83 season.

YEAR	GP	G	A	PTS	PIM	+/-	PP	SH	GW
80-81	52	1	6	7	185	-5	0	0	0
81-82	19	2	4	6	20	-2	0	1	1
TOTAL	71	3	10	13	205	-7	0	1	1
NHL TOTAL	71	3	10	13	205	-7	0	1	1

GERRY MEEHAN

F

#14

Acquired from Atlanta with Jean Lemieux and Buffalo's 1st pick in the 1976 Amateur Draft (Greg Carroll) for Bill Clement, Jan. 22, 1976. Released and signed with Cincinnati (WHA), Dec. 4, 1978.

YEAR	GP	G	A	PTS	PIM	+/-	PP	SH	GW
75-76	32	16	15	31	10	-7	3	0	0
76-77	80	28	36	64	13	-11	9	1	6
77-78	78	19	24	43	10	-41	7	0	2
78-79	18	2	4	6	0	-3	1	0	1
TOTAL	208	65	79	144	33	-62	20	1	9
NHL TOTAL	670	180	243	423	111	-116	42	2	23

DEAN MELANSON

D

#57

Acquired from Philadelphia for Matt Herr, March 13, 2001. Traded to Ottawa for Josef Boumedienne, Dec. 16, 2002.

YEAR	GP	G	A	PTS	PIM	+/-	PP	SH	GW
01-02	4	0	0	0	4	1	0	0	0
NHL TOTAL	9	0	0	0	8	E	0	0	0

GLEN METROPOLIT

F

#21

Signed as a free agent, July 19, 1999. Claimed by Tampa Bay in the waiver draft, Sept. 28, 2001. Claimed off waivers from Tampa Bay, Oct. 20, 2001. Claimed by Ottawa in the waiver draft, Oct. 3, 2003.

YEAR	GP	G	A	PTS	PIM	+/-	PP	SH	GW
99-00	30	6	13	19	4	5	1	0	1
00-01	15	1	5	6	10	-2	0	0	0
01-02	33	1	16	17	6	3	0	0	0
02-03	23	2	3	5	6	4	0	0	1
TOTAL	80	10	37	47	26	10	1	0	2
NHL TOTAL	407	57	102	159	148	39	18	0	10

BILL MIKKELSON

D

#4, 3

Acquired in 1974 Expansion Draft (16th pick) from NY Islanders. Became a free agent, June 1, 1977.

YEAR	GP	G	A	PTS	PIM	+/-	PP	SH	GW
74-75	59	3	7	10	52	-82	3	0	0
76-77	1	0	0	0	2	E	0	0	0
TOTAL	60	3	7	10	54	-82	3	0	0
NHL TOTAL	147	4	18	22	105	-147	3	0	0

MIKE MILLAR

F

#9

Acquired from Hartford with Neil Sheehy for Ed Kastelic and Grant Jennings, July 6, 1988. Traded to Boston for Alfie Turcotte, Oct. 2, 1989.

YEAR	GP	G	A	PTS	PIM	+/-	PP	SH	GW
88-89	18	6	3	9	4	-4	3	0	1
NHL TOTAL	78	18	18	36	12	-9	8	0	3

KELLY MILLER

F

#10

Acquired from NY Rangers with Mike Ridley and Bob Crawford for Bobby Carpenter and Washington's 2nd choice in the 1989 Entry Draft (Jason Prosofsky), Jan. 1, 1987.

YEAR	GP	G	A	PTS	PIM	+/-	PP	SH	GW
86-87	39	10	12	22	26	10	3	1	0
87-88	80	9	23	32	35	9	0	1	3
88-89	78	19	21	40	45	13	2	1	3
89-90	80	18	22	40	49	-2	3	2	2
90-91	80	24	26	50	29	10	4	2	3
91-92	78	14	38	52	49	20	0	1	3
92-93	84	18	27	45	32	-2	3	0	3
93-94	84	14	25	39	32	8	0	1	3
94-95	48	10	13	23	6	5	2	0	1
95-96	74	7	13	20	30	7	0	2	1
96-97	77	10	14	24	33	4	0	1	3
97-98	76	7	7	14	41	-2	0	3	3
98-99	62	2	5	7	29	-5	0	1	1
TOTAL	940	162	246	408	436	75	17	15	29
NHL TOTAL	1057	181	282	463	512	71	19	16	33

KEVIN MILLER

F

#14

Acquired from Detroit for Dino Ciccarelli, June 20, 1992. Traded to St. Louis for Paul Cavallini, Nov. 2, 1992.

YEAR	GP	G	A	PTS	PIM	+/-	PP	SH	GW
92-93	10	0	3	3	35	-4	0	0	0
NHL TOTAL	620	150	185	335	429	-7	28	14	26

KIP MILLER

F

#14

Signed as a free agent, July 9, 2002. Became a free agent, July 1, 2004.

YEAR	GP	G	A	PTS	PIM	+/-	PP	SH	GW
02-03	72	12	38	50	18	-1	3	0	4
03-04	66	9	22	31	8	-10	6	0	2
TOTAL	138	21	60	81	26	-11	9	0	2
NHL TOTAL	449	74	165	239	105	-32	17	0	15

GRAHAM MINK

F

#39

Signed as a free agent, April 9, 2002. Became a free agent July 1, 2006. Signed as a free agent, July 2, 2008. Became a free agent, July 1, 2009.

YEAR	GP	G	A	PTS	PIM	+/-	PP	SH	GW
03-04	2	0	0	0	2	-1	0	0	0
05-06	3	0	0	0	0	E	0	0	0
08-09	2	0	0	0	0	E	0	0	0
TOTAL	7	0	0	0	2	-1	0	0	0
NHL TOTAL	7	0	0	0	2	-1	0	0	0

DMITRI MIRONOV

D

#15

Signed as a free agent, July 12, 1998. Became a free agent, July 2001.

YEAR	GP	G	A	PTS	PIM	+/-	PP	SH	GW
98-99	46	2	14	16	80	-5	2	0	0
99-00	73	3	19	22	28	6	1	0	0
00-01	36	3	5	8	6	-7	1	0	1
TOTAL	155	8	38	46	114	-6	4	0	1
NHL TOTAL	556	54	206	260	568	29	20	1	7

DOUG MOHNS

D

#2

Purchased from Atlanta, June 20, 1974. Became a free agent, June 1, 1975.

YEAR	GP	G	A	PTS	PIM	+/-	PP	SH	GW
74-75	75	2	19	21	54	-52	1	0	0
NHL TOTAL	1390	248	462	710	1250	10	40	5	22

HARTLAND MONAHAN

F

#12

Acquired in 1975 Intra-League Draft from NY Rangers. Traded to Pittsburgh for the Penguins' 1st choice in 1979 Entry Draft (later traded to Minnesota-Tom McCarthy), Oct. 17, 1977.

YEAR	GP	G	A	PTS	PIM	+/-	PP	SH	GW
75-76	80	17	29	46	35	-49	2	0	2
76-77	79	23	27	50	37	-28	7	1	4
TOTAL	159	40	56	96	72	-77	9	1	6
NHL TOTAL	334	61	80	141	163	-119	11	4	7

BARRIE MOORE

F

#25

Acquired from Edmonton for Brad Church, Feb. 3, 1999. Selected by Columbus in the 2000 Expansion Draft.

YEAR	GP	G	A	PTS	PIM	+/-	PP	SH	GW
99-00	1	0	0	0	0	E	0	0	0
NHL TOTAL	39	2	6	8	18	1	1	0	0

BRENDAN MORRISON

F

#9

Signed as a free agent, July 10, 2009.

YEAR	GP	G	A	PTS	PIM	+/-	PP	SH	GW
09-10	74	12	30	42	40	23	3	0	3
NHL TOTAL	934	200	401	601	452	86	53	8	42

LEW MORRISON

F

#22

Acquired in 1974 Expansion Draft (19th pick) from Atlanta. Traded to Pittsburgh for Ron Lalonde and the rights to Don Seiling, Dec. 14, 1974.

YEAR	GP	G	A	PTS	PIM	+/-	PP	SH	GW
74-75	18	0	4	4	6	-14	0	0	0
NHL TOTAL	564	39	52	91	107	-60	5	4	6

SHAONE MORRISONN

D

#26

Acquired from Boston with Boston's 1st (Jeff Schultz) and 2nd (Mikhail Yunkov) choices in the 2004 Entry Draft for Sergei Gonchar, March 3, 2004.

YEAR	GP	G	A	PTS	PIM	+/-	PP	SH	GW
03-04	3	0	0	0	0	E	0	0	0
05-06	80	1	13	14	91	7	0	0	0
06-07	78	3	10	13	106	3	0	0	0
07-08	76	1	9	10	63	4	0	0	1
08-09	72	3	10	13	77	4	0	0	1
09-10	68	1	11	12	68	8	0	0	1
TOTAL	377	9	53	62	405	26	0	0	3
NHL TOTAL	480	11	64	75	455	34	0	0	4

JOE MOTZKO

F

#50

Signed as a free agent, July 10, 2007. Traded to Atlanta for Alexandre Giroux, Feb. 26, 2008.

YEAR	GP	G	A	PTS	PIM	+/-	PP	SH	GW
07-08	8	2	2	4	0	1	0	0	0
NHL TOTAL	25	4	2	6	0	E	0	0	0

All-Time Player Register

BRYAN MUIR

D

#47

Acquired from Los Angeles for future considerations, Aug. 12, 2005. Became a free agent, July 1, 2007.

YEAR	GP	G	A	PTS	PIM	+/-	PP	SH	GW
05-06	72	8	18	26	72	-9	4	0	0
06-07	26	3	4	7	42	3	0	0	1
TOTAL	98	11	22	33	114	-6	4	0	1
NHL TOTAL	279	16	37	53	281	-20	4	1	1

RYAN MULHERN

F

#26

Signed as a free agent, March 17, 1997. Became a free agent, July 1, 1998.

YEAR	GP	G	A	PTS	PIM	+/-	PP	SH	GW
97-98	3	0	0	0	0	E	0	0	0
NHL TOTAL	3	0	0	0	0	E	0	0	0

PAUL MULVEY

F

#27

Capitals' 2nd choice (20th overall) in the 1978 Amateur Draft. Traded to Pittsburgh as compensation for Orest Kindrachuk, Sept. 4, 1981.

YEAR	GP	G	A	PTS	PIM	+/-	PP	SH	GW
78-79	55	7	4	11	81	-18	1	0	1
79-80	77	15	19	34	240	-8	2	0	3
80-81	55	7	14	21	166	-9	1	0	0
TOTAL	187	29	37	66	487	-35	4	0	4
NHL TOTAL	225	30	51	81	613	-42	4	0	4

JOE MURPHY

F

#9

Claimed off waivers from Boston, Feb. 11, 2000. Released, Dec. 9, 2000.

YEAR	GP	G	A	PTS	PIM	+/-	PP	SH	GW
99-00	29	5	8	13	53	8	1	0	2
00-01	14	1	5	6	20	-5	1	0	0
TOTAL	43	6	13	19	73	3	2	0	2
NHL TOTAL	779	233	295	528	810	29	64	8	26

LARRY MURPHY

D

#8

Acquired from Los Angeles for Brian Engblom and Ken Houston, Oct. 18, 1983. Traded to Minnesota with Mike Gartner for Dino Ciccarelli and Bob Rouse, March 7, 1989.

YEAR	GP	G	A	PTS	PIM	+/-	PP	SH	GW
83-84	72	13	33	46	50	12	2	0	2
84-85	79	13	42	55	51	21	3	0	0
85-86	78	21	44	65	50	2	8	1	2
86-87	80	23	58	81	39	25	8	0	4
87-88	79	8	53	61	72	2	7	0	1
88-89	65	7	29	36	70	-5	3	0	0
TOTAL	453	85	259	344	332	57	31	1	9
NHL TOTAL	1615	287	929	1216	1084	200	114	9	37

ROB MURRAY

F

#23

Capitals' 3rd selection (61st overall) in 1985 Entry Draft. Claimed by Minnesota in 1991 Expansion Draft, May 30, 1991.

YEAR	GP	G	A	PTS	PIM	+/-	PP	SH	GW
89-90	41	2	7	9	58	-10	0	0	0
90-91	17	0	3	3	19	E	0	0	0
TOTAL	58	2	10	12	77	-10	0	0	0
NHL TOTAL	107	4	15	19	111	-10	0	0	1

TERRY MURRAY

D

#25

Claimed from Philadelphia in the 1981 Waiver Draft, Oct. 5, 1981. Retired following 1981-82 season.

YEAR	GP	G	A	PTS	PIM	+/-	PP	SH	GW
81-82	74	3	22	25	60	-14	0	0	0
NHL TOTAL	302	4	76	80	199	-20	0	0	0

BRANTT MYHRES

F

#74

Acquired from Nashville for future considerations, Feb. 1, 2001. Became a free agent, July 1, 2001.

YEAR	GP	G	A	PTS	PIM	+/-	PP	SH	GW
00-01	5	0	0	0	29	E	0	0	0
NHL TOTAL	154	6	2	8	687	-9	0	0	2

JEFF NELSON

F

#15

Capitals' 4th choice (36th overall) in 1991 Entry Draft. Traded to Nashville for future considerations, Aug. 19, 1998.

YEAR	GP	G	A	PTS	PIM	+/-	PP	SH	GW
94-95	10	1	0	1	2	-2	0	0	0
95-96	33	0	7	7	16	3	0	0	0
TOTAL	43	1	7	8	18	1	0	0	0
NHL TOTAL	52	3	8	11	20	E	0	0	0

TODD NELSON

D

#40

Signed as a free agent, Aug. 15, 1993.

YEAR	GP	G	A	PTS	PIM	+/-	PP	SH	GW
93-94	2	1	0	1	2	1	1	0	1
NHL TOTAL	3	1	0	1	2	1	1	0	1

PAUL NICHOLSON

F

#24, 27

Capitals' 4th choice (55th overall) in the 1974 Amateur Draft. Became a free agent, June 1978.

YEAR	GP	G	A	PTS	PIM	+/-	PP	SH	GW
74-75	39	4	5	9	7	-29	0	0	1
75-76	14	0	2	2	9	-4	0	0	0
76-77	9	0	1	1	2	-6	0	0	0
TOTAL	62	4	8	12	18	-39	0	0	1
NHL TOTAL	62	4	8	12	18	-39	0	0	1

ANDREI NIKOLISHIN

F

#13

Acquired from Hartford for Curtis Leschysyn, Nov. 9, 1996. Traded to Chicago with Chris Simon for Michael Nylander, Chicago's 3rd choice in the 2003 Entry Draft (Steve Werner) and future considerations, Nov. 1, 2002.

YEAR	GP	G	A	PTS	PIM	+/-	PP	SH	GW
96-97	59	7	14	21	30	5	1	0	0
97-98	38	6	10	16	14	1	1	0	1
98-99	73	8	27	35	28	0	0	1	1
99-00	76	11	14	25	28	6	0	2	2
00-01	81	13	25	38	34	9	4	0	2
01-02	80	13	23	36	40	-1	1	0	0
TOTAL	407	58	113	161	174	20	7	3	6
NHL TOTAL	628	93	187	280	270	23	13	6	9

CLAUDE NOEL

F

#23, 20

Signed as a free agent, Oct. 9, 1979. Released from contract, May 1982.

YEAR	GP	G	A	PTS	PIM	+/-	PP	SH	GW
79-80	7	0	0	0	0	-3	0	0	0
NHL TOTAL	7	0	0	0	0	-3	0	0	0

BRAD NORTON

D

#41

Claimed off waivers from Los Angeles, March 5, 2004. Became a free agent, July 1, 2004.

YEAR	GP	G	A	PTS	PIM	+/-	PP	SH	GW
03-04	16	0	1	1	17	-4	0	0	0
NHL TOTAL	124	3	8	11	287	-3	0	0	0

LEE NORWOOD

D

#8

Acquired from Quebec for Tim Tookey and Capitals' 7th pick (Daniel Poudrier) in 1982 Entry Draft, Feb. 1, 1982. Traded Oct. 6, 1983 to Toronto for Dave Shand.

YEAR	GP	G	A	PTS	PIM	+/-	PP	SH	GW
81-82	26	7	10	17	125	7	3	0	1
82-83	8	0	1	1	14	-3	0	0	0
TOTAL	34	7	11	18	139	4	3	0	1
NHL TOTAL	503	58	153	211	1099	27	22	1	8

JIRI NOVOTNY

F

#13

Acquired from Buffalo with Buffalo's 1st choice in the 2007 Entry Draft (later traded to San Jose-Nick Petrecki) for Timo Helbling and Dainius Zubrus, Feb. 27, 2007. Became a free agent, July 1, 2006.

YEAR	GP	G	A	PTS	PIM	+/-	PP	SH	GW
06-07	18	0	6	6	2	-2	0	0	0
NHL TOTAL	189	20	31	51	66	-15	1	2	0

MILAN NOVY

F

#26, 66

Capitals' 2nd choice (58th overall) in 1982 Entry Draft. Released following 1982-83 season.

YEAR	GP	G	A	PTS	PIM	+/-	PP	SH	GW
82-83	73	18	30	48	16	1	3	0	3
NHL TOTAL	73	18	30	48	16	1	3	0	3

LAWRENCE NYCHOLAT

D

#3

Signed as a free agent, Aug. 9, 2005. Traded to Ottawa for Andy Hedlund and Ottawa's 6th choice in the 2007 Entry Draft (Justin Taylor), Feb. 26, 2007.

YEAR	GP	G	A	PTS	PIM	+/-	PP	SH	GW
06-07	18	2	6	8	12	-3	0	0	0
NHL TOTAL	50	2	7	9	24	-3	0	0	0

MICHAEL NYLANDER

F

#92

Acquired from Chicago with Chicago's 3rd choice in the 2003 Entry Draft (Steve Werner) and future considerations for Andrei Nikolishin and Chris Simon, Nov. 1, 2002. Traded to Boston for Boston's 4th choice in the 2005 Entry Draft (Patrick McNeill) and Boston's 2nd choice in the 2006 Entry Draft (Francois Bouchard), March 4, 2004. Signed as a free agent, July 2, 2007.

YEAR	GP	G	A	PTS	PIM	+/-	PP	SH	GW
02-03	71	17	39	56	36	3	7	0	2
03-04	3	0	2	2	8	1	0	0	0
07-08	40	11	26	37	24	-19	5	0	1
08-09	72	9	24	33	32	E	4	0	2
TOTAL	186	37	91	128	100	-15	16	0	5
NHL TOTAL	920	209	470	679	468	75	63	0	33

All-Time Player Register

ADAM OATES

F

#77

Acquired from Boston with Bill Ranford and Rick Tocchet for Jim Carey, Anson Carter, Jason Allison and the Capitals' 3rd choice in the 1997 Entry Draft (Lee Goren), March 1, 1997. Traded to Philadelphia for Maxime Ouellet and the Flyers' 1st (later traded to Dallas-Martin Vagner), 2nd (Maxime Daigneault) and 3rd (Derek Krestanovich) choices in the 2002 Entry Draft, March 19, 2002.

YEAR	GP	G	A	PTS	PIM	+/-	PP	SH	GW
96-97	17	4	8	12	4	-2	1	0	1
97-98	82	18	58	76	36	6	3	2	3
98-99	59	12	42	54	22	-1	3	0	0
99-00	82	15	56	71	14	13	5	0	6
00-01	81	13	69	82	28	-9	5	0	4
01-02	66	11	57	68	22	-2	3	0	1
TOTAL	387	73	290	363	126	5	20	2	15
NHL TOTAL	1337	341	1079	1420	415	35	103	12	56

STEVEN OLEKSY

D

#61

Signed March 4, 2013.

YEAR	GP	G	A	PTS	PIM	+/-	PP	SH	GW
12-13	28	1	8	9	33	9	0	0	0
NHL TOTAL	28	1	8	9	33	9	0	0	0

DMITRY ORLOV

D

#81

Capitals' 2nd choice (55th overall) in 2009 Entry Draft.

YEAR	GP	G	A	PTS	PIM	+/-	PP	SH	GW
11-12	60	3	16	19	18	1	0	0	1
12-13	5	0	1	1	0	5	0	0	0
NHL TOTAL	65	3	17	20	18	6	0	0	1

OSKAR OSALA

F

#48

Capitals' 6th choice (97th overall) in 2006 Entry Draft. Traded to Carolina with Brian Pothier and a second-round choice in the 2011 Entry Draft for Joe Corvo, March 3, 2010.

YEAR	GP	G	A	PTS	PIM	+/-	PP	SH	GW
08-09	2	0	0	0	0	-1	0	0	0
TOTAL	2	0	0	0	0	-1	0	0	0
NHL TOTAL	3	0	0	0	0	-1	0	0	0

ALEX OVECHKIN

F

#8

Capitals' 1st choice (1st overall) in 2004 Entry Draft.

YEAR	GP	G	A	PTS	PIM	+/-	PP	SH	GW
05-06	81	52	54	106	52	2	21	3	5
06-07	82	46	46	92	52	-19	16	0	8
07-08	82	65	47	112	40	28	22	0	11
08-09	79	56	54	110	72	8	19	1	10
09-10	72	50	59	109	89	45	13	0	7
10-11	79	32	53	85	41	24	7	0	11
11-12	78	38	27	65	26	-8	13	0	3
12-13	48	32	24	56	36	2	16	0	4
NHL TOTAL	601	371	364	735	408	82	127	4	59

JOHN PADDOCK

F

#17

Capitals' 3rd choice (37th overall) in 1974 Amateur Draft. Traded to Philadelphia to complete deal for Bob Sirois, Dec. 15, 1975.

YEAR	GP	G	A	PTS	PIM	+/-	PP	SH	GW
75-76	8	1	1	2	12	-5	0	0	0
NHL TOTAL	87	8	14	22	86	-22	0	0	0

BOB PARADISE

D

#4

Acquired from Pittsburgh for Capitals' 2nd-round pick in the 1976 Amateur Draft (Greg Malone), Nov. 26, 1975. Traded to Pittsburgh for rights to Don Awrey, Oct. 1, 1977.

YEAR	GP	G	A	PTS	PIM	+/-	PP	SH	GW
75-76	48	0	8	8	42	-41	0	0	0
76-77	22	0	5	5	20	-3	0	0	0
TOTAL	70	0	13	13	62	-44	0	0	0
NHL TOTAL	368	8	54	62	393	-116	1	0	1

DOUG PATEY

F

#10, 23, 12, 16

Capitals' 5th choice (73rd overall) in the 1979 Amateur Draft. Claimed by Edmonton in 1979 Expansion Draft.

YEAR	GP	G	A	PTS	PIM	+/-	PP	SH	GW
76-77	37	3	1	4	6	-15	0	0	0
77-78	2	0	1	1	0	1	0	0	0
78-79	6	1	0	1	2	-2	0	0	0
TOTAL	45	4	2	6	8	-16	0	0	0
NHL TOTAL	45	4	2	6	8	-16	0	0	0

CRAIG PATRICK

F

#11

Signed as a free agent, Feb. 1, 1977. Retired following 1978-79 season.

YEAR	GP	G	A	PTS	PIM	+/-	PP	SH	GW
76-77	28	7	10	17	2	-10	1	0	0
77-78	44	1	7	8	4	-8	1	0	0
78-79	3	1	1	2	0	-1	0	0	0
TOTAL	75	9	18	27	6	-19	2	0	0
NHL TOTAL	401	72	91	163	61	-131	9	2	3

KENT PAYNTER

F

#36, 37

Signed as a free agent, Aug. 21, 1989. Traded to Winnipeg with Bob Joyce and Tyler Larter for Craig Duncanson, Brent Hughes and Simon Wheeldon, May 21, 1991.

YEAR	GP	G	A	PTS	PIM	+/-	PP	SH	GW
89-90	13	1	2	3	18	-7	0	0	0
90-91	1	0	0	0	15	E	0	0	0
TOTAL	14	1	2	3	33	-7	0	0	0
NHL TOTAL	37	1	3	4	69	-22	0	0	0

PAT PEAKE

F

#14

Capitals' 1st choice (14th overall) in the 1991 Entry Draft. Retired, Sept. 1, 1998.

YEAR	GP	G	A	PTS	PIM	+/-	PP	SH	GW
93-94	49	11	18	29	39	1	3	0	1
94-95	18	0	4	4	12	-6	0	0	0
95-96	62	17	19	36	46	7	8	0	3
96-97	4	0	0	0	4	1	0	0	0
97-98	1	0	0	0	4	0	0	0	0
TOTAL	134	28	41	69	105	3	11	0	4
NHL TOTAL	134	28	41	69	105	3	11	0	4

ROB PEARSON

F

#25

Acquired from Toronto with Toronto's 1st choice (Nolan Baumgartner) in the 1994 Entry Draft for Mike Ridley and Washington's 1st choice (Eric Fichaud) in the 1994 Entry Draft, June 28, 1994.

YEAR	GP	G	A	PTS	PIM	+/-	PP	SH	GW
94-95	32	0	6	6	96	-6	0	0	0
NHL TOTAL	269	56	54	110	645	-31	16	0	8

STEPHEN PEAT

F

#51

Acquired from Anaheim in exchange for Washington's 4th choice in the 2000 Entry Draft (Michel Ouellet), June 1, 2000. Traded to Carolina for Colin Forbes, Dec. 28, 2005.

YEAR	GP	G	A	PTS	PIM	+/-	PP	SH	GW
01-02	38	2	2	4	85	-1	0	0	0
02-03	27	1	0	1	57	-3	0	0	0
03-04	64	5	0	5	90	-10	0	0	0
05-06	1	0	0	0	2	-2	0	0	0
TOTAL	130	8	2	10	234	-16	0	0	0
NHL TOTAL	130	8	2	10	234	-16	0	0	0

ANDRE PELOFFY

F

#26

Purchased from the NY Rangers, July 29, 1974. Contract expired April 1977.

YEAR	GP	G	A	PTS	PIM	+/-	PP	SH	GW
74-75	9	0	0	0	0	-8	0	0	0
NHL TOTAL	9	0	0	0	0	-8	0	0	0

MATHIEU PERREAU

F

#85

Capitals' 10th choice (177th overall) in the 2006 Entry Draft.

YEAR	GP	G	A	PTS	PIM	+/-	PP	SH	GW
09-10	21	4	5	9	6	4	1	0	0
10-11	35	7	7	14	20	-3	1	0	1
11-12	64	16	14	30	24	9	2	0	4
12-13	39	6	11	17	20	7	2	0	1
NHL TOTAL	159	33	37	70	70	17	6	0	6

JORGEN PETTERSSON

F

#12

Acquired from Hartford for Doug Jarvis, Dec. 8, 1985. Released from contract, Oct. 23, 1986.

YEAR	GP	G	A	PTS	PIM	+/-	PP	SH	GW
85-86	47	8	16	24	10	-4	2	0	3
NHL TOTAL	435	174	192	366	117	-14	42	3	24

MATT PETTINGER

F

#28, 18

Capitals' 2nd choice (43rd overall) in the 2000 Entry Draft. Traded to Vancouver for Matt Cooke, Feb. 26, 2008.

YEAR	GP	G	A	PTS	PIM	+/-	PP	SH	GW
00-01	10	0	0	0	2	-1	0	0	0
01-02	61	7	3	10	44	-8	1	0	1
02-03	1	0	0	0	0	E	0	0	0
03-04	71	7	5	12	37	-9	1	0	1
05-06	71	20	18	38	39	-2	4	5	2
06-07	64	16	16	32	22	-13	4	3	2
07-08	56	2	5	7	25	-11	1	0	1
TOTAL	334	52	47	99	169	-44	11	8	7
NHL TOTAL	422	65	58	123	210	-55	13	8	10

All-Time Player Register

ROBERT PICARD

D

#24

Capitals' 1st choice (3rd overall) in the 1977 Amateur Draft. Traded to Toronto with Tim Coulis and Washington's 2nd choice (Bob McGill) in the 1980 Entry Draft for Mike Palmateer and Toronto's 3rd choice (Torrie Robertson), June 11, 1980.

YEAR	GP	G	A	PTS	PIM	+/-	PP	SH	GW
77-78	75	10	27	37	101	-26	2	0	4
78-79	77	21	44	65	85	3	8	0	2
79-80	78	11	43	54	122	-21	5	0	1
TOTAL	230	42	114	156	308	-44	15	0	7
NHL TOTAL	899	104	319	423	1025	-43	26	5	18

MICHAL PIVONKA

F

#20

Capitals' 3rd choice (59th overall) in the 1984 Entry Draft.

YEAR	GP	G	A	PTS	PIM	+/-	PP	SH	GW
86-87	73	18	25	43	41	-19	4	0	2
87-88	71	11	23	34	28	1	3	0	0
88-89	52	8	19	27	30	9	1	0	1
89-90	77	25	39	64	54	-7	10	3	0
90-91	79	20	50	70	34	3	6	0	4
91-92	80	23	57	80	47	10	7	4	2
92-93	69	21	53	74	66	14	6	1	5
93-94	82	14	36	50	38	2	5	0	4
94-95	46	10	23	33	50	3	4	2	2
95-96	73	16	65	81	36	18	6	2	5
96-97	54	7	16	23	22	-15	2	0	1
97-98	33	3	6	9	20	5	0	0	1
98-99	36	5	6	11	12	-6	2	0	0
TOTAL	825	181	418	599	478	18	56	12	27
NHL TOTAL	825	181	418	599	478	18	56	12	27

HARVIE POCZA

F

#18, 27

Capitals' 3rd choice (67th overall) in the 1979 Entry Draft. Became a free agent, June 1, 1983.

YEAR	GP	G	A	PTS	PIM	+/-	PP	SH	GW
79-80	1	0	0	0	0	E	0	0	0
81-82	2	0	0	0	2	-2	0	0	0
TOTAL	3	0	0	0	2	-2	0	0	0
NHL TOTAL	3	0	0	0	2	-2	0	0	0

ANDREJ PODKONICKY

F

#65

Signed as a free agent, July 14, 2003. Became a free agent, July 1, 2004.

YEAR	GP	G	A	PTS	PIM	+/-	PP	SH	GW
03-04	2	0	0	0	0	-1	0	0	0
NHL TOTAL	8	1	0	1	2	-1	0	0	0

GREG POLIS

F

#18

Acquired on waivers from NY Rangers, Jan. 15, 1979. Contract bought out, Oct. 15, 1980.

YEAR	GP	G	A	PTS	PIM	+/-	PP	SH	GW
78-79	19	12	6	18	6	3	6	0	1
79-80	28	1	5	6	19	-6	0	0	0
TOTAL	47	13	11	24	25	-3	6	0	1
NHL TOTAL	615	174	169	343	391	-77	42	4	14

BRIAN POTHIER

D

#2

Signed as a free agent, July 1, 2006. Traded to Carolina with Oskar Osala and a second-round choice in the 2011 Entry Draft for Joe Corvo, March 3, 2010.

YEAR	GP	G	A	PTS	PIM	+/-	PP	SH	GW
06-07	72	3	25	28	44	-11	2	0	0
07-08	38	5	9	14	20	5	1	0	1
08-09	9	1	2	3	4	E	0	0	1
09-10	41	4	7	11	21	12	1	0	0
TOTAL	160	13	43	56	89	6	4	0	2
NHL TOTAL	362	26	92	118	202	29	9	0	7

TOM POTI

D

#3

Signed as a free agent, July 1, 2007. Became a free agent July 5, 2013.

YEAR	GP	G	A	PTS	PIM	+/-	PP	SH	GW
07-08	71	2	27	29	46	9	0	0	0
08-09	52	3	10	13	28	3	0	0	1
09-10	70	4	20	24	42	26	2	0	0
10-11	21	2	5	7	8	-4	0	0	0
11-12	Did not play								
12-13	16	0	2	2	2	-2	0	0	0
TOTAL	230	11	64	75	126	32	2	0	1
NHL TOTAL	824	69	258	327	586	44	29	1	19

DAVE POULIN

F

#9

Signed as a free agent, Aug. 3, 1993. Retired following 1994-95 season.

YEAR	GP	G	A	PTS	PIM	+/-	PP	SH	GW
93-94	63	6	19	25	52	-1	0	1	0
94-95	29	4	5	9	10	2	0	2	0
TOTAL	92	10	24	34	62	1	0	3	0
NHL TOTAL	724	205	325	530	482	212	12	39	28

JEAN PRONOVOST

F

#22

Acquired from Calgary for future considerations, July 1, 1980. Retired following 1981-82 season.

YEAR	GP	G	A	PTS	PIM	+/-	PP	SH	GW
80-81	80	22	36	58	61	-9	6	1	4
81-82	10	1	2	3	4	-7	0	0	0
TOTAL	90	23	38	61	65	-16	6	1	4
NHL TOTAL	998	391	383	774	413	49	85	17	57

JOHN PURVES

F

#37

Capitals' 6th choice (103rd overall) in the 1986 Entry Draft. Became a free agent, July 1, 1992.

YEAR	GP	G	A	PTS	PIM	+/-	PP	SH	GW
90-91	7	1	0	1	0	-3	0	0	1
NHL TOTAL	7	1	0	1	0	-3	0	0	1

NELSON PYATT

F

#26

Acquired Feb. 28, 1975, from Detroit for the Capitals' 3rd choice (Allen Cameron) in the 1975 Amateur Draft. Became a free agent and was traded to Colorado for the rights to free agent Guy Charron, Sept. 1, 1976.

YEAR	GP	G	A	PTS	PIM	+/-	PP	SH	GW
74-75	16	6	4	10	21	-14	0	0	1
75-76	77	26	23	49	14	-56	5	0	0
TOTAL	93	32	27	59	35	-70	5	0	1
NHL TOTAL	296	71	63	134	69	-136	8	0	5

JOEL QUENNEVILLE

D

#2

Acquired from Hartford for future considerations, Oct. 3, 1990. Released from contract, June 17, 1991.

YEAR	GP	G	A	PTS	PIM	+/-	PP	SH	GW
90-91	9	1	0	1	0	-8	0	0	0
NHL TOTAL	803	54	136	190	705	-89	6	4	6

ERROL RAUSSE

F

#6, 14, 12

Capitals' 2nd choice (24th overall) in the 1979 Entry Draft. Became a free agent, June 1, 1983.

YEAR	GP	G	A	PTS	PIM	+/-	PP	SH	GW
79-80	24	6	2	8	0	4	0	0	0
80-81	5	1	1	2	0	1	0	0	0
81-82	2	0	0	0	0	-2	0	0	0
TOTAL	31	7	3	10	0	3	0	0	0
NHL TOTAL	31	7	3	10	0	3	0	0	0

JOEL RECHLICZ

F

#54

Signed as a free agent, Jan. 30, 2012. Became a free agent, July 1, 2012.

YEAR	GP	G	A	PTS	PIM	+/-	PP	SH	GW
11-12	3	0	0	0	10	0	0	0	0
NHL TOTAL	26	0	1	1	105	-3	0	0	0

JOE REEKIE

D

#29

Acquired from Tampa Bay for Enrico Ciccone, the Capitals' third-round choice in the 1994 Entry Draft and the return of a previously acquired conditional pick, March 21, 1994. Traded to Chicago for future considerations (4th choice in 2002 Entry Draft, Pert Dvorak), Jan. 17, 2002.

YEAR	GP	G	A	PTS	PIM	+/-	PP	SH	GW
93-94	12	0	5	5	29	7	0	0	0
94-95	48	1	6	7	97	10	0	0	0
95-96	78	3	7	10	149	7	0	0	0
96-97	65	1	8	9	107	8	0	0	0
97-98	68	2	8	10	70	15	0	0	1
98-99	73	0	10	10	68	11	0	0	0
99-00	59	0	7	7	50	21	0	0	0
00-01	74	2	9	11	77	14	0	0	1
01-02	38	2	4	6	41	-7	0	0	0
TOTAL	485	11	64	75	688	86	0	0	2
NHL TOTAL	902	25	139	164	1326	150	1	0	5

PAT RIBBLE

D

#2

Acquired from Toronto for Mike Kaszycki, Feb. 14, 1980. Traded to Calgary with future considerations for Bobby Gould and Randy Holt, Nov. 25, 1981.

YEAR	GP	G	A	PTS	PIM	+/-	PP	SH	GW
79-80	19	1	5	6	30	2	0	0	0
80-81	67	3	15	18	103	-13	3	0	1
81-82	12	1	2	3	14	-4	0	0	0
TOTAL	98	5	22	27	147	-15	3	0	1
NHL TOTAL	349	19	60	79	365	-14	4	0	2

All-Time Player Register

MIKE RIBEIRO

F

#9

Acquired from Dallas for Cody Eakin and Washington's second-round choice in the 2012 NHL Entry Draft, June 22, 2012. Became a free agent July 5, 2013.

YEAR	GP	G	A	PTS	PIM	+/-	PP	SH	GW
12-13	48	13	36	49	53	-4	6	0	1
TOTAL	48	13	36	49	53	-4	6	0	1
NHL TOTAL	785	186	423	609	397	1	64	2	2

MIKE RICHARD

F

#14, 34

Signed as a free agent, Oct. 9, 1987. Signed to play in Switzerland following the 1989-90 season.

YEAR	GP	G	A	PTS	PIM	+/-	PP	SH	GW
87-88	4	0	0	0	0	-1	0	0	0
88-89	3	0	2	2	2	E	0	0	0
TOTAL	7	0	2	2	2	-1	0	0	0
NHL TOTAL	7	0	2	2	0	-1	0	0	0

MIKE RIDLEY

F

#17

Acquired from NY Rangers with Bob Crawford and Kelly Miller for Bob Carpenter and Capitals' 2nd choice (Jason Prosofsky) in the 1989 Entry Draft, Jan. 1, 1987. Traded to Toronto with Capitals' 1st choice (Eric Fichaud) in the 1994 Entry Draft (acquired from St. Louis as compensation for Scott Stevens) for Rob Pearson and Toronto's 1st choice (Nolan Baumgartner) in the 1994 Entry Draft, June 28, 1994.

YEAR	GP	G	A	PTS	PIM	+/-	PP	SH	GW
86-87	40	15	19	34	20	-1	6	0	3
87-88	70	28	31	59	22	1	12	0	3
88-89	80	41	48	89	49	17	16	0	9
89-90	74	30	43	73	27	E	8	3	3
90-91	79	23	48	71	26	9	6	5	4
91-92	80	29	40	69	38	3	5	5	3
92-93	84	26	56	82	44	5	6	2	3
93-94	81	26	44	70	24	15	10	2	4
TOTAL	588	218	329	547	250	49	69	17	32
NHL TOTAL	866	292	466	758	424	37	87	19	46

BILL RILEY

F

#18, 8, 12

Put on negotiation list, Dec. 20, 1974. Signed to NHL contract from Dayton (IHL), Jan. 18, 1977. Claimed by Winnipeg in 1979 Expansion Draft, June 13, 1979.

YEAR	GP	G	A	PTS	PIM	+/-	PP	SH	GW
74-75	1	0	0	0	0	-1	0	0	0
76-77	43	13	14	27	124	4	5	0	2
77-78	57	13	12	25	125	-15	5	0	0
78-79	24	2	2	4	64	-6	0	0	0
TOTAL	125	28	28	56	313	-18	10	0	2
NHL TOTAL	139	31	30	61	320	-18	12	0	3

GARY RISSLING

F

#23, 12, 20

Signed as a free agent from Port Huron (IHL), Dec. 4, 1978. Traded to Pittsburgh on Jan. 2, 1981, for the Penguins' 5th choice (Peter Sidorkiewicz) in the 1981 Entry Draft.

YEAR	GP	G	A	PTS	PIM	+/-	PP	SH	GW
78-79	26	3	3	6	127	-5	1	0	1
79-80	11	0	1	1	49	-6	0	0	0
TOTAL	37	3	4	7	176	-11	1	0	1
NHL TOTAL	221	23	30	53	1008	-49	2	0	2

TORRIE ROBERTSON

F

#25, 32, 33

Capitals' 3rd choice (55th overall) in the 1980 Entry Draft. Traded to Hartford for Greg Adams, Oct. 3, 1983.

YEAR	GP	G	A	PTS	PIM	+/-	PP	SH	GW
80-81	3	0	0	0	0	-2	0	0	0
81-82	54	8	13	21	204	-1	3	0	0
82-83	5	2	0	2	4	-2	0	0	0
TOTAL	62	10	13	23	208	-5	3	0	0
NHL TOTAL	442	49	99	148	1751	-50	7	0	8

LOUIS ROBAILLE

F

#41

Signed as a free agent, Aug. 24, 2004. Became a free agent, July 1, 2007.

YEAR	GP	G	A	PTS	PIM	+/-	PP	SH	GW
05-06	2	0	0	0	5	-1	0	0	0
NHL TOTAL	2	0	0	0	5	-1	0	0	0

TODD ROHLOFF

D

#38

Signed as a free agent, July 21, 2000. Became a free agent, July 1, 2003. Claimed off waivers from Columbus, Jan. 9, 2004. Became a free agent, July 1, 2004.

YEAR	GP	G	A	PTS	PIM	+/-	PP	SH	GW
01-02	16	0	1	1	14	-2	0	0	0
03-04	35	0	3	3	18	-5	0	0	0
TOTAL	51	0	4	4	32	-7	0	0	0
NHL TOTAL	75	0	6	6	40	-19	0	0	0

BOB ROUSE

D

#8

Acquired from Minnesota with Dino Ciccarelli for Mike Gartner and Larry Murphy, March 7, 1989. Traded to Toronto with Peter Zezel for Al Iafrate, Jan. 16, 1991.

YEAR	GP	G	A	PTS	PIM	+/-	PP	SH	GW
88-89	13	0	2	2	36	2	0	0	0
89-90	70	4	16	20	123	-2	0	0	2
90-91	47	5	15	20	65	-7	1	0	0
TOTAL	130	9	33	42	224	-7	1	0	2
NHL TOTAL	1061	37	181	218	1559	-36	4	4	6

TOM ROWE

F

#24, 17

Capitals' 3rd choice (37th overall) in the 1976 Amateur Draft. Traded Jan. 17, 1980, to Hartford for Alan Hangesleben. Signed as a free agent, Jan. 31, 1982. Became a free agent and signed with Detroit, Aug. 9, 1982.

YEAR	GP	G	A	PTS	PIM	+/-	PP	SH	GW
76-77	12	1	2	3	2	-6	0	0	0
77-78	63	13	8	21	82	-18	1	0	0
78-79	69	31	30	61	137	-6	4	0	4
79-80	41	10	17	27	76	-9	4	0	2
81-82	6	1	1	2	18	E	0	0	0
TOTAL	191	56	58	114	315	-39	9	0	6
NHL TOTAL	357	85	100	185	615	-80	12	1	9

KEN SABOURIN

D

#8, 2

Acquired from Calgary for Paul Fenton, Jan. 24, 1991. Traded to Calgary for future considerations, Dec. 16, 1992.

YEAR	GP	G	A	PTS	PIM	+/-	PP	SH	GW
90-91	28	1	4	5	81	6	0	0	0
91-92	19	0	0	0	48	-5	0	0	0
TOTAL	47	1	4	5	129	1	0	0	0
NHL TOTAL	74	2	8	10	201	14	0	0	0

JOE SACCO

F

#14

Signed as a free agent, July 27, 1999. Became a free agent, July 2002.

YEAR	GP	G	A	PTS	PIM	+/-	PP	SH	GW
99-00	79	7	16	23	50	7	0	0	1
00-01	69	7	7	14	48	4	0	0	0
01-02	65	0	7	7	51	-13	0	0	0
TOTAL	213	14	30	44	149	-2	0	0	1
NHL TOTAL	738	94	119	213	421	-44	7	7	13

GARY SAMPSON

F

#20, 12, 28

Signed as a free agent from US Olympic Team, Feb. 21, 1984. Became a free agent, June 1987.

YEAR	GP	G	A	PTS	PIM	+/-	PP	SH	GW
83-84	15	1	1	2	6	1	0	0	0
84-85	46	10	15	25	13	20	0	1	0
85-86	19	1	4	5	2	-3	0	0	1
86-87	25	1	2	3	4	-9	0	0	0
TOTAL	105	13	22	35	25	9	0	1	1
NHL TOTAL	105	13	22	35	25	9	0	1	1

REGGIE SAVAGE

F

#38, 15

Capitals' 1st choice (15th overall) in the 1988 Entry Draft. Traded to Quebec with Paul MacDermid for Mike Hough, June 20, 1993.

YEAR	GP	G	A	PTS	PIM	+/-	PP	SH	GW
90-91	1	0	0	0	0	-1	0	0	0
92-93	16	2	3	5	12	-4	2	0	0
TOTAL	17	2	3	5	12	-5	2	0	0
NHL TOTAL	34	5	7	12	28	-2	3	0	0

PETER SCAMURRA

D

#6, 29, 3

Capitals' 2nd choice (19th overall) in the 1975 Amateur Draft. Contract bought out, Sept. 15, 1980.

YEAR	GP	G	A	PTS	PIM	+/-	PP	SH	GW
75-76	58	2	13	15	33	-38	1	0	0
76-77	21	0	2	2	8	-6	0	0	0
78-79	30	3	5	8	12	-13	0	1	0
79-80	23	3	5	8	6	-1	1	0	0
TOTAL	132	8	25	33	59	-58	2	1	0
NHL TOTAL	132	8	25	33	59	-58	2	1	0

CAMERON SCHILLING

D

#45

Signed as a free agent, March 27, 2012.

YEAR	GP	G	A	PTS	PIM	+/-	PP	SH	GW
12-13	1	0	0	0	0	-1	0	0	0
NHL TOTAL	1	0	0	0	0	-1	0	0	0

All-Time Player Register

BRAD SCHLEGEL

D

#28

Capitals' 8th choice (144th overall) in the 1988 Entry Draft. Traded to Calgary for Flames' 7th choice (Andrew Brunette) in the 1993 Entry Draft, June 26, 1993.

YEAR	GP	G	A	PTS	PIM	+/-	PP	SH	GW
91-92	15	0	1	1	0	-4	0	0	0
92-93	7	0	1	1	6	1	0	0	0
TOTAL	22	0	2	2	6	-3	0	0	0
NHL TOTAL	48	1	8	9	10	-7	0	0	0

DWIGHT SCHOFIELD

D

#2

Claimed from St. Louis in 1985 Waiver Draft, Oct. 7, 1985. Traded to Pittsburgh for cash, Oct. 8, 1986.

YEAR	GP	G	A	PTS	PIM	+/-	PP	SH	GW
85-86	50	1	2	3	127	5	0	0	0
NHL TOTAL	211	8	22	30	631	E	0	0	1

JEFF SCHULTZ

D

#55

Washington's 2nd choice (27th overall) in the 2004 Entry Draft. Became a free agent July 5, 2013.

YEAR	GP	G	A	PTS	PIM	+/-	PP	SH	GW
06-07	38	0	3	3	16	5	0	0	0
07-08	72	5	13	18	28	12	0	0	0
08-09	64	1	11	12	21	13	0	1	0
09-10	73	3	20	23	32	50	0	0	0
10-11	72	1	9	10	12	6	0	0	1
11-12	54	1	5	6	12	-2	0	0	0
12-13	26	0	3	3	12	-6	0	0	0
NHL TOTAL	399	11	64	75	133	78	0	1	1

STEVE SEFTEL

F

#40

Capitals' 2nd choice (40th overall) in the 1986 Entry Draft.

YEAR	GP	G	A	PTS	PIM	+/-	PP	SH	GW
90-91	4	0	0	0	2	-2	0	0	0
NHL TOTAL	4	0	0	0	2	-2	0	0	0

ROD SEILING

D

#17

Claimed off waivers from NY Rangers, Oct. 29, 1974. Traded to Toronto for Tim Eccelstone and Willy Brossart, Nov. 2, 1974.

YEAR	GP	G	A	PTS	PIM	+/-	PP	SH	GW
74-75	1	0	0	0	0	E	0	0	0
NHL TOTAL	979	62	269	331	601	187	5	3	11

STEVE SELF

F

#19

Signed to a three-game amateur tryout and released, Oct. 10, 1976.

YEAR	GP	G	A	PTS	PIM	+/-	PP	SH	GW
76-77	3	0	0	0	0	-3	0	0	0
NHL TOTAL	3	0	0	0	0	-3	0	0	0

ALEXANDER SEMIN

F

#28

Capitals' 2nd choice (13th overall) in the 2002 Entry Draft. Became a free agent, July 1, 2012.

YEAR	GP	G	A	PTS	PIM	+/-	PP	SH	GW
03-04	52	10	12	22	36	-2	4	0	2
06-07	77	38	35	73	90	-7	17	0	6
07-08	63	26	16	42	54	-18	10	0	2
08-09	62	34	45	79	77	25	8	0	8
09-10	73	40	44	84	66	36	8	2	5
10-11	65	28	26	54	71	22	6	1	4
11-12	77	21	33	54	56	9	2	0	1
TOTAL	469	197	211	408	450	65	55	3	28
NHL TOTAL	513	210	242	452	496	79	59	3	29

DAVE SHAND

D

#26

Acquired from Toronto for Lee Norwood, Oct. 6, 1983. Released, June 1985.

YEAR	GP	G	A	PTS	PIM	+/-	PP	SH	GW
83-84	72	4	15	19	124	23	0	0	0
84-85	13	1	1	2	34	1	0	0	0
TOTAL	85	5	16	21	158	24	0	0	0
NHL TOTAL	421	19	84	103	544	80	0	1	2

BRAD SHAW

D

#4

Claimed on waivers from Ottawa, March 10, 1999. Traded to St. Louis with the Capitals' 8th choice in the 1999 Entry Draft (Colin Hemingway) for St. Louis' 6th choice in 1999 (Kyle Clark), March 18, 1999.

YEAR	GP	G	A	PTS	PIM	+/-	PP	SH	GW
98-99	4	0	0	0	4	E	0	0	0
NHL TOTAL	377	22	137	159	208	-93	11	0	1

NEIL SHEEHY

D

#15

Acquired from Hartford with Mike Millar for Grant Jennings and Ed Kastelic, July 6, 1988. Became a free agent, July 1991.

YEAR	GP	G	A	PTS	PIM	+/-	PP	SH	GW
88-89	72	3	4	7	179	-1	0	0	0
89-90	59	1	5	6	291	8	0	0	0
90-91	INJURED – DNP (REGULAR SEASON)								
TOTAL	131	4	9	13	470	7	0	0	0
NHL TOTAL	379	18	47	65	1311	28	1	0	0

MIKE SILTALA

F

#12, 15

Capitals' 4th choice (89th overall) in the 1981 Entry Draft. Became a free agent, June 1986.

YEAR	GP	G	A	PTS	PIM	+/-	PP	SH	GW
81-82	3	1	0	1	2	-1	0	0	0
NHL TOTAL	7	1	0	1	8	E	0	0	0

CHRIS SIMON

F

#17

Acquired from Colorado with Curtis Leschysyn for Keith Jones and Washington's 1st (Scott Parker) and 4th (later traded back to Washington-Krys Barch) choices in 1998 Entry Draft, Nov. 2, 1996. Traded to Chicago with Andrei Nikolishin for Michael Nylander, Chicago's 3rd choice in the 2003 Entry Draft (Steve Werner) and future considerations, Nov. 1, 2002.

YEAR	GP	G	A	PTS	PIM	+/-	PP	SH	GW
96-97	42	9	13	22	165	-1	3	0	1
97-98	28	7	10	17	38	-1	4	0	1
98-99	23	3	7	10	48	-4	0	0	0
99-00	75	29	20	49	146	11	7	0	5
00-01	60	10	10	20	109	-12	4	0	2
01-02	82	14	17	31	137	-8	1	0	1
02-03	10	0	2	2	23	-3	0	0	0
TOTAL	320	72	79	151	666	-18	19	0	10
NHL TOTAL	782	144	161	305	1824	28	33	0	18

BOB SIROIS

F

#25

Acquired from Philadelphia for future considerations (John Paddock), Dec. 16, 1975. Released from contract, Nov. 21, 1981.

YEAR	GP	G	A	PTS	PIM	+/-	PP	SH	GW
75-76	43	10	19	29	6	-33	4	0	0
76-77	45	13	22	35	2	1	1	0	1
77-78	72	24	37	61	6	-11	5	0	1
78-79	73	29	25	54	6	-6	9	0	3
79-80	49	15	17	32	18	-5	4	1	2
TOTAL	282	91	120	211	38	-54	23	1	7
NHL TOTAL	286	92	120	212	42	-53	23	1	7

JOHN SLANEY

D

#28

Capitals' 1st choice (9th overall) in the 1990 Entry Draft. Traded to Colorado for Colorado's 3rd choice in the 1996 Entry Draft (Shawn McNeil), July 12, 1995.

YEAR	GP	G	A	PTS	PIM	+/-	PP	SH	GW
93-94	47	7	9	16	27	3	3	0	1
94-95	16	0	3	3	6	-3	0	0	0
TOTAL	63	7	12	19	33	E	3	0	1
NHL TOTAL	268	22	69	91	99	-26	9	1	4

TYLER SLOAN

D

#89

Signed as free agent, July 2, 2008. Became a free agent, July 1, 2011.

YEAR	GP	G	A	PTS	PIM	+/-	PP	SH	GW
08-09	26	1	4	5	14	4	0	0	0
09-10	40	2	4	6	22	-1	0	0	0
10-11	33	1	5	6	14	-6	0	0	0
NHL TOTAL	99	4	13	17	50	-3	0	0	0

DENNIS SMITH

D

#38

Signed as free agent, July 1989. Became a free agent and signed with Los Angeles, July 1990.

YEAR	GP	G	A	PTS	PIM	+/-	PP	SH	GW
89-90	4	0	0	0	0	E	0	0	0
NHL TOTAL	8	0	0	0	4	3	0	0	0

GORD SMITH

D

#6, 8

Acquired in 1974 Expansion Draft (7th pick) from Los Angeles. Claimed by Winnipeg in 1979 Expansion Draft, June 13, 1979.

YEAR	GP	G	A	PTS	PIM	+/-	PP	SH	GW
74-75	63	3	8	11	56	-56	2	0	0
75-76	25	1	2	3	28	-22	1	0	0
76-77	79	1	12	13	92	-27	1	0	0
77-78	80	4	7	11	78	-20	0	0	1
78-79	39	0	1	1	22	-7	0	0	0
TOTAL	286	9	30	39	276	-132	4	0	1
NHL TOTAL	299	9	30	39	284	-137	4	0	1

All-Time Player Register

GREG SMITH

D

#19

Acquired from Detroit with John Barrett for Darren Veitch, March 10, 1986. Retired following 1987-88 season.

YEAR	GP	G	A	PTS	PIM	+/-	PP	SH	GW
85-86	14	0	3	3	10	3	0	0	0
86-87	45	0	9	9	31	-6	0	0	0
87-88	54	1	6	7	67	5	0	0	0
TOTAL	113	1	18	19	108	2	0	0	0
NHL TOTAL	829	56	232	288	1110	-120	11	1	7

RICK SMITH

D

#19

Claimed from Detroit on waivers, Nov. 7, 1980. Retired following 1980-81 season.

YEAR	GP	G	A	PTS	PIM	+/-	PP	SH	GW
80-81	40	5	4	9	36	7	2	0	2
NHL TOTAL	687	52	167	219	560	185	5	0	7

BRIAN STAPLETON

F

#24

Signed to a three-game amateur tryout and released, October 1975.

YEAR	GP	G	A	PTS	PIM	+/-	PP	SH	GW
75-76	1	0	0	0	0	-2	0	0	0
NHL TOTAL	1	0	0	0	0	-2	0	0	0

DAVID STECKEL

F

#70, 25, 39

Signed as a free agent, Aug. 25, 2005. Traded to New Jersey for Jason Arnott and a 2012 2nd-round pick, Feb. 28, 2011.

YEAR	GP	G	A	PTS	PIM	+/-	PP	SH	GW
05-06	7	0	0	0	0	1	0	0	0
06-07	5	0	0	0	2	-2	0	0	0
07-08	67	5	7	12	34	1	0	0	1
08-09	76	8	11	19	34	2	0	2	1
09-10	79	5	11	16	19	4	1	0	1
10-11	57	5	6	11	24	-3	0	1	1
TOTAL	291	23	35	58	113	3	1	3	4
NHL TOTAL	419	33	46	79	129	-14	2	5	4

SCOTT STEVENS

D

#3

Capitals' 1st choice (5th overall) in the 1982 Entry Draft. Signed as a free agent by St. Louis, July 16, 1990. The Capitals gained five first-round draft picks as compensation from St. Louis: 1991-Trevor Halverson; 1992-Sergei Gonchar; 1993-Brendan Witt; 1994-traded to Toronto (Eric Fichaud); 1995-Miika Elomo.

YEAR	GP	G	A	PTS	PIM	+/-	PP	SH	GW
82-83	77	9	16	25	195	14	0	0	0
83-84	78	13	32	45	201	26	7	0	2
84-85	80	21	44	65	221	19	16	0	5
85-86	73	15	38	53	165	E	3	0	2
86-87	77	10	51	61	283	13	2	0	0
87-88	80	12	60	72	184	14	5	1	2
88-89	80	7	61	68	225	1	6	0	3
89-90	56	11	29	40	154	1	7	0	0
TOTAL	601	98	331	429	1628	88	46	1	14
NHL TOTAL	1635	196	712	908	2785	393	75	5	34

BLAIR STEWART

F

#23, 14

Acquired from Detroit for Mike Bloom, March 9, 1975. Claimed by Quebec in the 1979 Expansion Draft, June 13, 1979.

YEAR	GP	G	A	PTS	PIM	+/-	PP	SH	GW
74-75	2	1	0	1	2	-2	0	0	0
75-76	74	13	14	27	113	-53	0	0	0
76-77	34	5	2	7	85	-6	0	0	0
77-78	8	0	1	1	9	-3	0	0	0
78-79	45	7	12	19	48	1	0	0	0
TOTAL	183	26	29	55	257	-63	0	0	0
NHL TOTAL	229	34	44	78	326	-72	0	1	2

ROLAND STOLTZ

F

#18

Signed as a free agent, June 5, 1981. Released Nov. 16, 1981.

YEAR	GP	G	A	PTS	PIM	+/-	PP	SH	GW
81-82	14	2	2	4	14	-3	0	0	0
NHL TOTAL	14	2	2	4	14	-3	0	0	0

GARRET STROSHEIN

F

#56

Signed as a free agent, July 14, 2003. Became a free agent, July 1, 2004.

YEAR	GP	G	A	PTS	PIM	+/-	PP	SH	GW
03-04	3	0	0	0	14	-1	0	0	0
NHL TOTAL	3	0	0	0	14	-1	0	0	0

MARCO STURM

F

#18

Claimed off waivers from Los Angeles, Feb. 26, 2011. Became a free agent, July 1, 2011.

YEAR	GP	G	A	PTS	PIM	+/-	PP	SH	GW
10-11	18	1	6	7	6	E	0	0	1
NHL TOTAL	938	242	245	487	446	59	66	18	43

PETER SUNDSTROM

F

#12

Acquired from NY Rangers in exchange for Washington's 5th pick (Martin Bergeron) in the 1988 Entry Draft, Aug. 27, 1987. Traded to New Jersey for the Devils' 10th choice in the 1991 Entry Draft (Rob Leask), June 19, 1989.

YEAR	GP	G	A	PTS	PIM	+/-	PP	SH	GW
87-88	76	8	17	25	34	-2	0	1	1
88-89	35	4	2	6	12	-5	0	0	0
TOTAL	111	12	19	31	46	-7	0	1	1
NHL TOTAL	338	61	83	144	120	-22	0	5	8

BRIAN SUTHERBY

F

#46, 16

Capitals' 1st choice (26th overall) in the 2000 Entry Draft. Traded to Anaheim for Anaheim's 2nd choice (later traded to Montreal) in the 2009 Entry Draft, Nov. 19, 2007.

YEAR	GP	G	A	PTS	PIM	+/-	PP	SH	GW
01-02	7	0	0	0	2	-3	0	0	0
02-03	72	2	9	11	93	7	0	0	0
03-04	30	2	0	2	28	-5	0	0	0
05-06	76	14	16	30	73	-17	0	2	0
06-07	69	7	10	17	78	-9	1	0	0
07-08	5	1	0	1	7	-2	0	0	0
TOTAL	183	26	35	61	281	-29	1	2	0
NHL TOTAL	460	41	49	90	533	-32	1	3	0

JAROSLAV SVEJKOVSKY

F

#34

Capitals' 2nd choice (17th overall) in the 1996 Entry Draft. Traded to Tampa Bay for Tampa Bay's 7th choice in the 2000 Entry Draft (later traded to Los Angeles-Evgeny Federov) and Tampa Bay's 3rd choice in 2001 Entry Draft (later traded to Toronto-Brendan Bell), Jan. 17, 2000.

YEAR	GP	G	A	PTS	PIM	+/-	PP	SH	GW
96-97	19	7	3	10	4	-1	2	0	1
97-98	17	4	1	5	10	-5	2	0	1
98-99	25	6	8	14	12	-2	4	0	2
99-00	23	1	2	3	2	-7	1	0	0
TOTAL	84	18	14	32	28	-15	9	0	4
NHL TOTAL	113	23	19	42	56	-22	9	0	4

LEIF SVENSSON

D

#4

Signed as a free agent, June 10, 1978. Contract bought out, Oct. 9, 1980.

YEAR	GP	G	A	PTS	PIM	+/-	PP	SH	GW
78-79	74	2	29	31	28	-3	0	0	0
79-80	47	4	11	15	21	-10	0	0	0
NHL TOTAL	121	6	40	46	49	-13	0	0	0

PETR SYKORA

F

#20

Acquired from Nashville for the Capitals' 3rd choice in the 2003 Entry Draft (Paul Brown), June 22, 2002. Assigned to Pardubice (Czech Republic), Nov. 7, 2005.

YEAR	GP	G	A	PTS	PIM	+/-	PP	SH	GW
05-06	10	2	2	4	6	E	0	0	0
NHL TOTAL	12	2	2	4	6	-1	0	0	0

MIKHAIL TATARINOV

D

#3

Capitals' 10th choice (225th overall) in the 1984 Entry Draft. Traded to Quebec for Toronto's 2nd choice in the 1991 Entry Draft (Eric Lavigne), June 22, 1991.

YEAR	GP	G	A	PTS	PIM	+/-	PP	SH	GW
90-91	65	8	15	23	82	-4	3	1	1
NHL TOTAL	161	21	48	69	184	10	9	1	2

MARK TAYLOR

F

#28, 21

Acquired from Pittsburgh for Jim McGeough, March 12, 1985. Became a free agent, June 1987.

YEAR	GP	G	A	PTS	PIM	+/-	PP	SH	GW
84-85	9	1	1	2	2	-1	0	0	0
85-86	30	2	1	3	4	-4	0	0	0
TOTAL	39	3	2	5	6	-5	0	0	0
NHL TOTAL	209	42	68	110	73	-8	9	3	5

JOEY TENUTE

F

#13

Signed as a free agent, Nov. 21, 2005. Became a free agent, July 1, 2007.

YEAR	GP	G	A	PTS	PIM	+/-	PP	SH	GW
05-06	1	0	0	0	0	E	0	0	0
NHL TOTAL	1	0	0	0	0	E	0	0	0

ALEXEI TEZIKOV

D

#4

Acquired from Buffalo for Joe Juneau and the Capitals' 3rd choice in the 1999 Entry Draft (Tim Preston), March 23, 1999. Traded to Anaheim with the Capitals' 4th choice in the 2001 Entry Draft (Brandon Rogers) for Jason Marshall, March 13, 2001.

YEAR	GP	G	A	PTS	PIM	+/-	PP	SH	GW
98-99	5	0	0	0	0	-1	0	0	0
99-00	23	1	1	2	2	-2	1	0	1
TOTAL	28	1	1	2	2	-3	1	0	1
NHL TOTAL	30	1	1	2	2	-1	1	0	1

All-Time Player Register

GREG THEBERGE

D

#2, 8, 20

Capitals' 5th choice (109th overall) in the 1979 Entry Draft. Released from contract, June 1, 1984.

YEAR	GP	G	A	PTS	PIM	+/-	PP	SH	GW
79-80	12	0	1	1	0	-3	0	0	0
80-81	1	1	0	1	0	-2	0	0	0
81-82	57	5	32	37	49	-8	2	0	0
82-83	70	8	28	36	20	-3	7	0	1
83-84	13	1	2	3	4	-4	1	0	0
TOTAL	153	15	63	78	73	-20	10	0	1
NHL TOTAL	153	15	63	78	73	-20	10	0	1

JIM THOMSON

F

#37, 29

Capitals' 8th choice (185th overall) in the 1984 Entry Draft. Traded to Hartford for Scot Kleinendorst, March 6, 1989.

YEAR	GP	G	A	PTS	PIM	+/-	PP	SH	GW
86-87	10	0	0	0	35	-2	0	0	0
88-89	14	2	0	2	53	-3	0	0	0
TOTAL	24	2	0	2	88	-5	0	0	0
NHL TOTAL	115	4	3	7	416	-24	0	0	1

ESA TIKKANEN

F

#11

Acquired from Florida in exchange for Dwayne Hay and future considerations, March 9, 1998. Became a free agent, July 1, 1998.

YEAR	GP	G	A	PTS	PIM	+/-	PP	SH	GW
97-98	20	2	10	12	2	-4	1	0	2
NHL TOTAL	877	244	386	630	1077	81	59	29	41

MARK TINORDI

D

#24

Acquired from Dallas with Rick Mrozik in exchange for Kevin Hatcher, Jan. 18, 1995. Selected by the Atlanta Thrashers in the 1999 Expansion Draft.

YEAR	GP	G	A	PTS	PIM	+/-	PP	SH	GW
94-95	42	3	9	12	71	-5	2	0	1
95-96	71	3	10	13	113	26	2	0	0
96-97	56	2	6	8	118	3	0	0	0
97-98	47	8	9	17	39	9	0	1	0
98-99	48	0	6	6	108	-6	0	0	0
TOTAL	264	16	40	56	449	33	4	1	1
NHL TOTAL	663	52	148	200	1514	6	18	1	5

DAVE TIPPETT

F

#14

Acquired from Hartford for future considerations and Capitals' 6th choice in 1992 Entry Draft (Jarrett Reid). Became a free agent, June 1, 1992.

YEAR	GP	G	A	PTS	PIM	+/-	PP	SH	GW
90-91	61	6	9	15	24	-13	0	0	2
91-92	30	2	10	12	16	2	0	0	0
TOTAL	91	8	19	27	40	-11	0	0	2
NHL TOTAL	721	93	169	262	317	-52	2	14	13

RICK TOCCHET

F

#92

Acquired from Boston with Adam Oates and Bill Ranford for Jim Carey, Anson Carter, Jason Allison and a Washington's 3rd choice in the 1997 Entry Draft (Lee Goren), March 1, 1997. Became a free agent, July 1, 1997.

YEAR	GP	G	A	PTS	PIM	+/-	PP	SH	GW
96-97	13	5	5	10	31	E	1	0	1
NHL TOTAL	1144	440	512	952	2972	82	130	13	50

JEFF TOMS

F

#21

Claimed off waivers from Tampa Bay, Nov. 19, 1997. Became a free agent, July 1, 2000.

YEAR	GP	G	A	PTS	PIM	+/-	PP	SH	GW
97-98	33	3	4	7	8	-11	0	0	1
98-99	21	1	5	6	2	E	0	0	0
99-00	20	1	2	3	4	-1	0	0	1
TOTAL	74	5	11	16	14	-12	0	0	2
NHL TOTAL	236	22	33	55	59	-33	2	0	4

TIM TOOKEY

F

#18, 8

Capitals' 4th choice (88th overall) in the 1979 Entry Draft. Traded to Quebec for Lee Norwood, Feb. 1, 1982.

YEAR	GP	G	A	PTS	PIM	+/-	PP	SH	GW
80-81	29	10	13	23	18	-6	6	0	1
81-82	28	8	8	16	35	-9	5	0	0
TOTAL	57	18	21	39	53	-15	11	0	1
NHL TOTAL	106	22	36	58	71	-20	11	0	1

BRENT TREMBLAY

D

#11, 22

Capitals' 8th choice (127th overall) in 1977 Amateur Draft. Contract bought out, Sept. 15, 1980.

YEAR	GP	G	A	PTS	PIM	+/-	PP	SH	GW
78-79	1	0	0	0	0	E	0	0	0
79-80	9	1	0	1	6	1	0	0	0
TOTAL	10	1	0	1	6	1	0	0	0
NHL TOTAL	10	1	0	1	6	1	0	0	0

JOHN TUCKER

F

#12

Acquired from Buffalo for future considerations, Jan. 4, 1990. Traded to Buffalo for cash, July 3, 1990.

YEAR	GP	G	A	PTS	PIM	+/-	PP	SH	GW
89-90	38	9	19	28	10	11	1	0	1
NHL TOTAL	656	177	259	436	285	-10	49	2	18

ALFIE TURCOTTE

F

#39, 37, 36

Acquired from Boston for Mike Millar, Oct. 2, 1989. Signed to play in Austria, May 1991.

YEAR	GP	G	A	PTS	PIM	+/-	PP	SH	GW
89-90	4	0	2	2	0	E	0	0	0
90-91	6	1	1	2	0	-1	0	0	1
TOTAL	10	1	3	4	0	-1	0	0	1
NHL TOTAL	112	17	29	46	49	-21	8	0	2

BRIAN TUTT

D

#37

Signed as a free agent, July 1989. Signed to play in Norway, July 1990.

YEAR	GP	G	A	PTS	PIM	+/-	PP	SH	GW
89-90	7	1	0	1	2	-4	0	0	0
NHL TOTAL	7	1	0	1	2	-4	0	0	0

ROMAN TVRDON

F

#64

Capitals' 6th choice (132nd overall) in the 1999 Entry Draft. Became a free agent, July 1, 2004.

YEAR	GP	G	A	PTS	PIM	+/-	PP	SH	GW
03-04	9	0	1	1	2	-3	0	0	0
NHL TOTAL	9	0	1	1	2	-3	0	0	0

IGOR ULANOV

D

#44

Acquired from Winnipeg with Mike Eagles for the Capitals' 3rd (later traded to Dallas-Sergei Gusev) and 5th (Brian Elder) choices in the 1995 Entry Draft, April 7, 1995.

YEAR	GP	G	A	PTS	PIM	+/-	PP	SH	GW
94-95	3	0	1	1	2	3	0	0	0
NHL TOTAL	739	27	135	162	1151	13	4	0	4

STEFAN USTORF

F

#16

Capitals' 3rd choice (53rd overall) in 1992 Entry Draft. Became a free agent, July 1, 2001.

YEAR	GP	G	A	PTS	PIM	+/-	PP	SH	GW
95-96	48	7	10	17	14	8	0	0	1
96-97	6	0	0	0	2	-3	0	0	0
TOTAL	54	7	10	17	16	5	0	0	1
NHL TOTAL	54	7	10	17	16	5	0	0	1

CHRIS VALENTINE

F

#28

Capitals' 10th choice (194th overall) in the 1981 Entry Draft. Released from contract, June 1, 1984.

YEAR	GP	G	A	PTS	PIM	+/-	PP	SH	GW
81-82	60	30	37	67	92	-15	18	0	5
82-83	23	7	10	17	14	-2	1	0	1
83-84	22	6	5	11	21	-8	2	0	1
TOTAL	105	43	52	95	127	-25	21	0	7
NHL TOTAL	105	43	52	95	127	-25	21	0	7

DARREN VEITCH

D

#6

Capitals' 1st choice (5th overall) in the 1980 Entry Draft. Traded to Detroit for John Barrett and Greg Smith, March 10, 1986.

YEAR	GP	G	A	PTS	PIM	+/-	PP	SH	GW
80-81	59	4	21	25	46	-12	1	0	1
81-82	67	9	44	53	54	-17	5	0	1
82-83	10	0	8	8	0	-1	0	0	0
83-84	46	6	18	24	17	E	4	0	0
84-85	75	3	18	21	37	31	2	0	0
85-86	62	3	9	12	27	21	0	0	0
TOTAL	319	25	118	143	181	22	12	0	2
NHL TOTAL	511	48	209	257	296	17	24	1	5

DARCY VEROT

F

#76

Signed as a free agent, Aug. 21, 2003. Became a free agent, July 1, 2004.

YEAR	GP	G	A	PTS	PIM	+/-	PP	SH	GW
03-04	37	0	2	2	135	-6	0	0	0
NHL TOTAL	37	0	2	2	135	-6	0	0	0

DENNIS VERVERGAERT

F

#23

Signed as a free agent from Philadelphia, Sept. 12, 1980. Sent to Fredericton (AHL), Oct. 6, 1981.

YEAR	GP	G	A	PTS	PIM	+/-	PP	SH	GW
80-81	79	14	27	41	40	-5	2	0	2
NHL TOTAL	583	176	216	392	247	-71	42	1	22

ALEXANDER VOLCHKOV

F

#39

Capitals' 1st choice (4th overall) in the 1996 Entry Draft. Traded to Edmonton for future considerations, Feb. 4, 2000.

YEAR	GP	G	A	PTS	PIM	+/-	PP	SH	GW
99-00	3	0	0	0	0	-2	0	0	0
NHL TOTAL	3	0	0	0	0	-2	0	0	0

All-Time Player Register

AARON VOLPATTI

F

#39

Claimed off waivers from Vancouver, Feb. 28, 2013.

YEAR	GP	G	A	PTS	PIM	+/-	PP	SH	GW
12-13	17	0	1	1	7	-2	0	0	0
TOTAL	17	0	1	1	7	-2	0	0	0
NHL TOTAL	71	3	2	5	88	-5	0	0	0

HOWARD WALKER

D

#3, 24

Signed as a free agent from North Dakota (WCHA), June 5, 1980. Traded to Calgary with George White and future considerations for Ken Houston and Pat Riggins, June 7, 1982.

YEAR	GP	G	A	PTS	PIM	+/-	PP	SH	GW
80-81	64	2	11	13	100	9	2	0	0
81-82	16	0	2	2	26	-9	0	0	0
TOTAL	80	2	13	15	126	E	2	0	0
NHL TOTAL	83	2	13	15	133	E	2	0	0

SCOTT WALKER

F

#24

Acquired from Carolina for a seventh-round choice in the 2010 Entry Draft, March 3, 2010.

YEAR	GP	G	A	PTS	PIM	+/-	PP	SH	GW
09-10	9	2	1	3	9	1	0	0	1
NHL TOTAL	829	151	246	397	1162	-56	39	12	24

RYAN WALTER

F

#9

Capitals' 1st choice (2nd overall) in 1978 Amateur Draft. Traded to Montreal with Rick Green for Brian Engblom, Doug Jarvis, Rod Langway and Craig Laughlin, Sept. 9, 1982.

YEAR	GP	G	A	PTS	PIM	+/-	PP	SH	GW
78-79	69	28	28	56	70	-1	6	0	1
79-80	80	24	42	66	106	-1	12	1	1
80-81	80	24	44	68	150	-9	4	0	1
81-82	78	38	49	87	142	-3	19	1	3
TOTAL	307	114	163	277	468	-14	41	2	6
NHL TOTAL	1003	264	382	646	946	-3	96	6	23

JOEL WARD

F

#42

Signed as a free agent, July 1, 2011.

YEAR	GP	G	A	PTS	PIM	+/-	PP	SH	GW
11-12	73	6	12	18	20	12	0	0	0
12-13	39	8	12	20	12	7	1	1	1
TOTAL	112	14	24	38	32	19	1	1	1
NHL TOTAL	353	54	83	137	121	14	12	4	8

BRYAN WATSON

D

#19

Acquired from Detroit for Greg Joly, Nov. 30, 1976. Released Feb. 15, 1979.

YEAR	GP	G	A	PTS	PIM	+/-	PP	SH	GW
76-77	56	1	14	15	91	-5	0	0	0
77-78	79	3	11	14	167	-12	0	1	0
78-79	20	0	1	1	36	-7	0	0	0
TOTAL	155	4	26	30	294	-24	0	1	0
NHL TOTAL	878	17	135	152	2212	-97	1	3	2

TONY WHITE

F

#26, 20

Capitals' 10th choice (161st overall) in 1974 Amateur Draft. Became a free agent, June 1, 1978.

YEAR	GP	G	A	PTS	PIM	+/-	PP	SH	GW
74-75	5	0	2	2	0	E	0	0	0
75-76	80	25	17	42	56	-43	7	0	2
76-77	72	12	9	21	44	-15	2	1	3
77-78	1	0	0	0	0	-4	0	0	0
TOTAL	158	37	28	65	100	-62	9	1	5
NHL TOTAL	164	37	28	65	104	-64	9	1	5

TRENT WHITFIELD

F

#23

Signed as a free agent, Sept. 1, 1998. Claimed off waivers by the NY Rangers, Jan. 16, 2002. Claimed off waivers from the NY Rangers, Feb. 1, 2002. Became a free agent, July 1, 2004.

YEAR	GP	G	A	PTS	PIM	+/-	PP	SH	GW
99-00	Played 3 playoff games (0-0-0)								
00-01	61	2	4	6	35	3	0	0	0
01-02	24	0	1	1	28	-3	0	0	0
02-03	14	1	1	2	6	1	0	0	1
03-04	44	6	5	11	14	-2	0	1	2
TOTAL	143	9	11	20	83	-1	0	1	3
NHL TOTAL	193	11	18	29	104	-3	1	1	3

DOUG WICKENHEISER

F

#18

Signed as a free agent, Feb. 28, 1989. Released following 1989-90 season.

YEAR	GP	G	A	PTS	PIM	+/-	PP	SH	GW
88-89	16	2	5	7	4	E	1	0	0
89-90	27	1	8	9	20	1	0	0	0
TOTAL	43	3	13	16	24	1	1	0	0
NHL TOTAL	556	111	165	276	286	41	17	6	16

DENNIS WIDEMAN

D

#6

Acquired from Florida for Jake Hauswirth and a 2011 3rd-round pick, Feb. 28, 2011. Traded to Calgary for Jordan Henry and Calgary's 5th choice in the 2013 NHL Draft, June 27, 2012.

YEAR	GP	G	A	PTS	PIM	+/-	PP	SH	GW
10-11	14	1	6	7	6	7	1	0	0
11-12	82	11	35	46	-8	46	4	0	3
NHL TOTAL	581	73	200	273	389	-48	43	2	12

TOMMY WILLIAMS

F

#14

Signed from New England (WHA) prior to 1974-75 season. Retired, Dec. 24, 1975.

YEAR	GP	G	A	PTS	PIM	+/-	PP	SH	GW
74-75	73	22	36	58	12	-48	7	2	1
75-76	34	8	13	21	6	-33	2	0	0
TOTAL	107	30	49	79	18	-81	9	2	1
NHL TOTAL	663	161	269	430	177	-104	24	2	16

BRIAN WILLISIE

F

#24

Claimed from Colorado in waiver draft, Oct. 3, 2003. Became a free agent July 1, 2006. Signed as a free agent July 13, 2010. Became a free agent, July 1, 2011.

YEAR	GP	G	A	PTS	PIM	+/-	PP	SH	GW
03-04	49	10	5	15	18	-7	1	1	1
05-06	82	19	22	41	77	-19	8	1	2
10-11	1	0	1	1	0	E	0	0	0
TOTAL	132	29	28	57	95	-26	9	2	3
NHL TOTAL	381	52	57	109	217	-57	13	2	5

BRENDAN WITT

D

#19

Capitals' 1st choice (11th overall) in the 1993 Entry Draft. Traded to Nashville for Kris Beech and Nashville's 1st choice in the 2006 Entry Draft (Semyon Varlamov), March 9, 2006.

YEAR	GP	G	A	PTS	PIM	+/-	PP	SH	GW
95-96	48	2	3	5	85	-4	0	0	1
96-97	44	3	2	5	88	-20	0	0	0
97-98	64	1	7	8	112	-11	0	0	0
98-99	54	2	5	7	87	-6	0	0	0
99-00	77	1	7	8	114	5	0	0	0
00-01	72	3	3	6	101	2	0	0	0
01-02	68	3	7	10	78	-1	0	0	0
02-03	69	2	9	11	106	12	0	0	0
03-04	72	2	10	12	123	-22	0	0	0
05-06	58	1	10	11	141	-5	0	0	0
TOTAL	626	20	63	83	1035	-50	0	0	1
NHL TOTAL	890	25	96	121	1424	-91	0	0	2

WOJTEK WOLSKI

LW

#17

Signed as a free agent, July 11, 2012. Signed to play in Russia, May 2013.

YEAR	GP	G	A	PTS	PIM	+/-	PP	SH	GW
12-13	27	4	5	9	6	1	0	0	2
NHL TOTAL	451	99	168	267	113	17	18	1	19

JASON WOOLLEY

D

#29, 25

Washington's 4th choice (61st overall) in the 1989 Entry Draft. Signed as a free agent by Florida, Feb. 16, 1995.

YEAR	GP	G	A	PTS	PIM	+/-	PP	SH	GW
91-92	1	0	0	0	0	1	0	0	0
92-93	26	0	2	2	10	3	0	0	0
93-94	10	1	2	3	4	2	0	0	0
TOTAL	37	1	4	5	14	6	0	0	0
NHL TOTAL	718	68	246	314	430	65	26	0	15

TERRY YAKE

F

#25

Claimed off waivers, Jan. 18, 2000. Became a free agent, July 1, 2001.

YEAR	GP	G	A	PTS	PIM	+/-	PP	SH	GW
99-00	35	6	5	11	12	2	1	0	1
00-01	12	0	3	3	8	E	0	0	0
TOTAL	47	6	8	14	20	2	1	0	1
NHL TOTAL	403	77	120	197	220	-3	19	2	18

NOLAN YONKMAN

D

#40

Capitals' 5th choice (37th overall) in the 1999 Entry Draft. Became a free agent, July 1, 2006.

YEAR	GP	G	A	PTS	PIM	+/-	PP	SH	GW
01-02	11	1	0	1	4	3	0	0	0
03-04	1	0	0	0	0	E	0	0	0
05-06	38	0	7	7	86	1	0	0	0
TOTAL	50	1	7	8	90	4	0	0	0
NHL TOTAL	66	1	8	9	129	9	0	0	0

All-Time Player Register

RICHARD ZEDNIK F #44, 20

Washington's 10th choice (249th overall) in the 1994 Entry Draft. Traded to Montreal with Jan Bulis and the Capitals' 1st choice in the 2001 Entry Draft (Alexander Perezhugin) for Trevor Linden, Dainius Zubrus and Washington's 2nd choice in the 2001 Entry Draft (traded to Tampa Bay-Andreas Holmqvist), March 13, 2001. Acquired from Montreal for Washington's 3rd choice in the 2007 Entry Draft (Olivier Fortier), July 12, 2006. Traded to NY Islanders for the Islanders' 2nd choice in the 2007 Entry Draft (Theo Ruth), Feb. 26, 2007.

YEAR	GP	G	A	PTS	PIM	+/-	PP	SH	GW
95-96	1	0	0	0	0	E	0	0	0
96-97	11	2	1	3	4	-5	1	0	0
97-98	65	17	9	26	28	-2	2	0	2
98-99	49	9	8	17	50	-6	1	0	2
99-00	69	19	16	35	54	6	1	0	2
00-01	62	16	19	35	61	-2	4	0	3
06-07	32	6	12	18	16	-4	1	0	1
TOTAL	289	69	65	134	213	-13	10	0	12
NHL TOTAL	745	200	179	379	563	-16	46	0	37

ROB ZETTLER D #24

Signed as a free agent, Sept. 7, 1999. Became a free agent, July 1, 2002. Retired, August 2002.

YEAR	GP	G	A	PTS	PIM	+/-	PP	SH	GW
99-00	12	0	2	2	19	-1	0	0	0
00-01	29	0	4	4	55	0	0	0	0
01-02	49	1	4	5	56	3	0	0	0
TOTAL	90	1	10	11	130	2	0	0	0
NHL TOTAL	569	5	65	70	920	-121	0	0	0

PETER ZEEL F #25

Acquired from St. Louis with Mike Lalor for Geoff Courtnall, July 13, 1990. Traded to Toronto with Bob Rouse for Al Iafate, Jan. 16, 1991.

YEAR	GP	G	A	PTS	PIM	+/-	PP	SH	GW
90-91	20	7	5	12	10	-13	6	0	0
NHL TOTAL	873	219	389	608	435	39	65	3	37

DWAYNE ZINGER D #49

Signed as a free agent, July 9, 2002. Traded to Phoenix for Doug Doull, Feb. 3, 2006.

YEAR	GP	G	A	PTS	PIM	+/-	PP	SH	GW
03-04	7	0	1	1	9	2	0	0	0
NHL TOTAL	7	0	1	1	9	2	0	0	0

DAINIUS ZUBRUS F #9

Acquired from Montreal with Trevor Linden and New Jersey's 2nd choice in the 2001 Entry Draft (later traded to Tampa Bay-Andreas Holmqvist) for Richard Zednik, Jan Bulis and the Capitals' 1st choice in the 2001 Entry Draft (Alexander Perezhugin), March 13, 2001. Traded to Buffalo with Timo Helbling for Jiri Novotny and Buffalo's 1st choice in the 2007 Entry Draft (later traded to San Jose-Nick Petrecki).

YEAR	GP	G	A	PTS	PIM	+/-	PP	SH	GW
00-01	12	1	1	2	7	-4	1	0	0
01-02	71	17	26	43	38	5	5	0	3
02-03	63	13	22	35	43	15	2	0	0
03-04	54	12	15	27	38	-16	6	1	2
05-06	71	23	34	57	84	3	13	0	5
06-07	60	20	32	52	50	-16	9	0	4
TOTAL	331	86	130	216	260	-13	36	1	14
NHL TOTAL	1,087	208	340	548	683	5	55	5	36



Joel Ward has registered 38 points in two seasons with the Capitals

All-Time Goaltender Register

JOHN ADAMS

#30, 32

Purchased from San Diego (CHL), July 10, 1974. Became free agent, June 1, 1975.

YEAR	GP	MIN	GA	SO	GAA	W-L-T
74-75	8	400	46	0	6.90	0-7-0
NHL TOTAL	22	1180	85	1	4.32	9-10-1

DON BEAUPRE

#35, 33

Acquired from Minnesota for the draft rights to Claudio Scremin, Nov. 1, 1988. Traded to Ottawa for the Senators' 5th choice in the 1995 Entry Draft (Benoit Gratton), Jan. 18, 1995.

YEAR	GP	MIN	GA	SO	GAA	W-L-T
88-89	11	578	28	1	2.91	5-4-0
89-90	48	2793	150	2	3.22	23-18-5
90-91	45	2572	113	5	2.64	20-18-3
91-92	54	3108	166	1	3.20	29-17-6
92-93	58	3282	181	1	3.31	27-23-5
93-94	53	2853	135	2	2.84	24-16-8
TOTAL	269	15186	773	12	3.05	128-96-27
NHL TOTAL	667	37396	2151	17	3.45	268-277-75

JIM BEDARD

#1, 31

Capitals' 6th choice (91st overall) in 1976 Amateur Draft. Became free agent, Nov. 19, 1979.

YEAR	GP	MIN	GA	SO	GAA	W-L-T
77-78	43	2492	152	1	3.66	11-23-7
78-79	30	1740	126	0	4.35	6-17-6
TOTAL	73	4232	278	1	3.94	17-40-13
NHL TOTAL	73	4232	278	1	3.94	17-40-13

MICHEL BELHUMEUR

#31, 30, 35

Acquired in 1974 Expansion Draft (2nd pick) from Philadelphia. Became free agent, June 1976.

YEAR	GP	MIN	GA	SO	GAA	W-L-T
74-75	35	1813	162	0	5.36	0-24-3
75-76	7	377	32	0	5.09	0-5-1
TOTAL	42	2190	194	0	5.32	0-29-4
NHL TOTAL	65	3306	254	0	4.61	9-36-7

CRAIG BILLINGTON

#1

Acquired from Colorado for future considerations July 16, 1999. Released Dec. 19, 2002.

YEAR	GP	MIN	GA	SO	GAA	W-L-T
99-00	13	611	28	2	2.75	3-6-1
00-01	12	660	27	0	2.45	3-5-2
01-02	17	710	36	0	3.04	4-5-3
02-03	5	217	17	0	4.70	1-3-1
TOTAL	47	2198	108	2	2.95	11-19-7
NHL TOTAL	332	17097	1034	9	3.63	110-149-31

ROLLIE BOUTIN

#35, 1

Capitals' 7th choice (111th overall) in the 1977 Amateur Draft. Traded to Minnesota with Wes Jarvis for Robbie Moore and future considerations, Aug. 4, 1982.

YEAR	GP	MIN	GA	SO	GAA	W-L-T
78-79	2	90	10	0	6.67	0-1-0
79-80	18	927	54	0	3.50	7-7-1
80-81	2	120	11	0	5.50	0-2-0
TOTAL	22	1137	75	0	3.96	7-10-1
NHL TOTAL	22	1137	75	0	3.96	7-10-1

MARTIN BROCHU

#1

Acquired from Montreal for future considerations, March 15, 1996. Became free agent, July 1, 1999.

YEAR	GP	MIN	GA	SO	GAA	W-L-T
98-99	2	120	6	0	3.00	0-2-0
NHL TOTAL	9	369	22	0	3.58	0-5-0

JIM CAREY

#30

Capitals' 2nd choice (32nd overall) in 1992 Entry Draft. Traded to Boston with Jason Allison, Anson Carter and the Capitals' 3rd choice in the 1997 Entry Draft (Lee Goren) for Adam Oates, Bill Ranford and Rick Tocchet, March 1, 1997.

YEAR	GP	MIN	GA	SO	GAA	W-L-T
94-95	28	1604	57	4	2.13	18-6-3
95-96	71	4069	153	9	2.26	35-24-9
96-97	40	2293	105	1	2.75	17-18-3
TOTAL	139	7966	315	14	2.37	70-48-15
NHL TOTAL	172	9668	416	16	2.58	79-65-16

FREDERIC CASSIVI

#30, 35

Signed as a free agent, Aug. 11, 2005. Became a free agent, July 1, 2008.

YEAR	GP	MIN	GA	SO	GAA	W-L-T
05-06	1	59	4	0	4.07	0-1-0
06-07	4	139	6	0	2.59	0-1-1
TOTAL	5	198	10	0	3.04	0-2-1
NHL TOTAL	13	628	38	0	3.63	3-6-1

SEBASTIEN CHARPENTIER

#35

Capitals' 4th choice in the 1995 Entry Draft. Became a free agent, July 1, 2004.

YEAR	GP	MIN	GA	SO	GAA	W-L-T
01-02	2	122	5	0	2.46	1-1-0
02-03	17	859	40	0	2.79	5-7-1
03-04	7	369	21	0	3.41	0-6-0
TOTAL	26	1350	66	0	2.93	6-14-1
NHL TOTAL	26	1350	66	0	2.93	6-14-1

ROGER CROZIER

#31

Signed as a free agent, Jan. 1, 1977. Retired, April 1977.

YEAR	GP	MIN	GA	SO	GAA	W-L-T
76-77	3	103	2	0*	1.17	1-0-0
NHL TOTAL	518	28567	1446	30	3.04	206-197-70

*Shared shutout with Ron Low

BYRON DAFOE

#35

Capitals' 2nd choice (35th overall) in 1989 Entry Draft. Traded to Los Angeles with Dmitri Khristich for the Kings' 1st choice (Alexander Volchikov) and the Stars' 4th choice (Justin Davis) in the 1996 Entry Draft, July 8, 1995.

YEAR	GP	MIN	GA	SO	GAA	W-L-T
92-93	1	1	0	0	0.00	0-0-0
93-94	5	230	13	0	3.39	2-2-0
94-95	4	187	11	0	3.53	1-1-1
TOTAL	10	418	24	0	3.44	3-3-1
NHL TOTAL	415	23478	1051	26	2.69	171-170-56

PHILLIPP GRUBAUER

#31

Capitals' fourth-round choice, 112th overall, in the 2010 Entry Draft.

YEAR	GP	MIN	GA	SO	GAA	W-L-T
12-13	13	723	33	0	2.74	4-5-0
TOTAL	13	723	33	0	2.74	4-5-0

COREY HIRSCH

#34

Signed as a free agent, Oct. 27, 2000. Became a free agent, July 2002.

YEAR	GP	MIN	GA	SO	GAA	W-L-T
00-01	1	20	0	0	0.00	1-0-0
NHL TOTAL	108	5775	301	4	3.13	34-45-14

BRADEN HOLTBY

#70

Capitals' 4th choice (93rd overall) in the 2008 NHL Entry Draft.

YEAR	GP	MIN	GA	SO	GAA	W-L-T
10-11	14	736	22	2	1.79	10-2-2
11-12	7	361	15	1	2.49	4-2-1
12-13	36	2,089	90	4	2.58	23-12-0
NHL TOTAL	57	3,186	127	7	2.39	37-16-0

JIM HRIVNAK

#35, 39

Capitals' 4th choice (61st overall pick) in the 1986 Entry Draft. Traded to Winnipeg for Rick Tabaracci, March 22, 1993.

YEAR	GP	MIN	GA	SO	GAA	W-L-T
89-90	11	609	36	0	3.55	5-5-0
90-91	9	432	26	0	3.61	4-2-1
91-92	12	605	35	0	3.47	6-3-0
92-93	27	1421	83	0	3.50	13-9-2
TOTAL	59	3067	180	0	3.52	28-19-3
NHL TOTAL	85	4217	262	0	3.73	34-30-3

CRISTOBAL HUET

#38

Acquired from Montreal for Anaheim's 2nd choice in the 2009 Entry Draft. Became a free agent, July 1, 2008.

YEAR	GP	MIN	GA	SO	GAA	W-L-T
07-08	13	771	21	2	1.63	11-2-0
NHL TOTAL	272	15260	625	24	2.46	129-90-36

All-Time Goaltender Register

GARY INNESS

#31

Signed as a free agent, Dec. 19, 1978. Retired following 1980-81 season.

YEAR	GP	MIN	GA	SO	GAA	W-L-T
78-79	37	2107	130	0	3.70	14-14-8
79-80	14	727	44	0	3.63	2-9-2
80-81	3	180	9	0	3.00	0-1-2
TOTAL	54	3014	183	0	3.64	16-24-12
NHL TOTAL	162	8710	494	2	3.40	58-61-27

AL JENSEN

#35

Acquired from Detroit for Mark Lofthouse, July 23, 1981. Traded to Los Angeles for Garry Galley, Feb. 14, 1987.

YEAR	GP	MIN	GA	SO	GAA	W-L-T
81-82	26	1274	81	0	3.81	8-8-4
82-83	40	2358	135	1	3.44	22-12-6
83-84	43	2414	117	4	2.91	25-13-3
84-85	14	803	34	1	2.54	10-3-1
85-86	44	2437	129	2	3.18	28-9-3
86-87	6	328	27	0	4.94	1-3-1
TOTAL	173	9614	523	8	3.26	94-48-18
NHL TOTAL	179	9974	557	8	3.35	95-53-18

BRENT JOHNSON

#1

Claimed off waivers from Vancouver, Oct. 4, 2005. Became a free agent, July 1, 2009.

YEAR	GP	MIN	GA	SO	GAA	W-L-T
05-06	26	1413	81	1	3.44	9-12-1
06-07	30	1644	99	0	3.61	6-15-7
07-08	19	1032	46	0	2.67	7-8-2
08-09	21	1131	53	0	2.81	12-6-2
TOTAL	96	5220	279	1	3.21	34-41-12
NHL TOTAL	309	16,978	744	14	2.63	140-112-31

OLIE KOLZIG

#37

Capitals' 1st choice (19th overall) in the 1989 Entry Draft. Became a free agent, July 1, 2008.

YEAR	GP	MIN	GA	SO	GAA	W-L-T
89-90	2	120	12	0	6.00	0-2-0
92-93	1	20	2	0	6.00	0-0-0
93-94	7	224	20	0	5.36	0-3-0
94-95	14	724	30	0	2.49	2-8-2
95-96	18	897	46	0	3.08	4-8-2
96-97	29	1645	71	2	2.59	8-15-4
97-98	64	3788	139	5	2.20	33-18-10
98-99	64	3586	154	4	2.58	26-31-3
99-00	73	4371	163	5	2.24	41-20-11
00-01	72	4279	177	5	2.48	37-26-8
01-02	71	4131	192	6	2.79	31-29-8
02-03	66	3894	156	4	2.40	33-25-6
03-04	63	3738	180	2	2.89	19-35-9
05-06	59	3506	206	0	3.53	20-28-11
06-07	54	3184	159	1	3.00	22-24-6
07-08	54	3153	153	1	2.91	25-21-6
TOTAL	711	41259	1860	35	2.70	301-293-86
NHL TOTAL	719	41671	1885	35	2.71	303-297-87

MIKE LIUT

#1

Acquired from Hartford for Yvon Corriveau, March 6, 1990. Became a free agent, June 1, 1992.

YEAR	GP	MIN	GA	SO	GAA	W-L-T
89-90	8	478	17	1	2.13	4-4-0
90-91	35	1834	114	0	3.73	13-16-3
91-92	21	1123	70	1	3.74	10-7-2
TOTAL	64	3435	201	2	3.51	27-27-5
NHL TOTAL	664	38215	2221	25	3.49	294-271-74

RON LOW

#1, 30

Acquired in the 1974 Expansion Draft (1st pick) from Toronto. Signed by Detroit as a free agent, Aug. 17, 1977. (Agreed compensation: Walt McKechnie, Detroit's 3rd choice in the 1978 Amateur Draft – John Johnston – and its 2nd choice in the 1979 Entry Draft – Errol Rausse; Washington sent its 3rd choice in the 1979 Entry Draft – Boris Fistic – to Detroit.)

YEAR	GP	MIN	GA	SO	GAA	W-L-T
74-75	48	2587	235	1	5.45	8-36-2
75-76	43	2289	208	0	5.45	6-31-2
76-77	54	2918	188	0*	3.87	16-27-5
TOTAL	145	7795	631	1	4.86	30-94-9
NHL TOTAL	382	20502	1463	4	4.28	102-203-38

* Shared shutout with Roger Crozier

CLINT MALARCHUK

#30

Acquired from Quebec with Dale Hunter for Gaetan Duchesne, Alan Haworth and Washington's 1st choice in the 1987 Entry Draft (Joe Sakic), June 13, 1987. Traded to Buffalo with Grant Ledyard and the Capitals' 6th choice in the 1991 Entry Draft (Brian Holzinger) for Calle Johansson and Buffalo's 2nd choice in the 1989 Entry Draft (Byron Dafe), March 7, 1989.

YEAR	GP	MIN	GA	SO	GAA	W-L-T
87-88	54	2926	154	4	3.16	24-20-4
88-89	42	2428	141	1	3.48	16-18-7
TOTAL	96	5354	295	5	3.31	40-38-11
NHL TOTAL	338	19030	1100	12	3.47	141-130-45

BOB MASON

#31

Signed as a free agent from the US Olympic Team, Feb. 21, 1984. Signed as a free agent by Chicago, June 12, 1988. Acquired from Quebec for future considerations, June 17, 1989. Became a free agent, June 1, 1990.

YEAR	GP	MIN	GA	SO	GAA	W-L-T
83-84	2	120	3	0	1.50	2-0-0
84-85	12	661	31	1	2.81	8-2-1
85-86	1	16	0	0	0.00	1-0-0
86-87	45	2536	137	0	3.24	20-18-5
89-90	16	822	48	0	3.50	4-9-1
TOTAL	76	4155	219	1	3.16	35-29-7
NHL TOTAL	145	7988	500	1	3.76	55-65-16

ROBBIE MOORE

#39

Acquired from Minnesota with future considerations for Rollie Boutin and Wes Jarvis, Aug. 4, 1982. Became a free agent, June 1, 1983.

YEAR	GP	MIN	GA	SO	GAA	W-L-T
82-83	1	20	1	0	3.00	0-1-0
NHL TOTAL	6	257	8	2	1.87	3-1-4

MICHAEL NEUVIRTH

#30

Capitals' 3rd choice (34th overall) in 2006 Entry Draft.

YEAR	GP	MIN	GA	SO	GAA	W-L-T
08-09	5	220	11	0	3.00	2-1-0
09-10	17	872	40	0	2.75	9-4-0
10-11	48	2689	110	4	2.45	27-12-4
11-12	38	2,020	95	3	2.82	13-13-5
12-13	13	723	33	0	2.74	4-5-0
NHL TOTAL	121	6,525	289	7	2.66	55-35-0

MAXIME OUELLET

#33

Acquired from Philadelphia with the Flyers' 1st (later traded to Dallas-Martin Vagner), 2nd (Maxime Daigneault) and 3rd (Derek Krestanovich) choices in the 2002 Entry Draft for Adam Oates, March 19, 2002. Traded to Vancouver for the Canucks' 5th choice in the 2006 Entry Draft (later traded to NY Rangers-Tomas Zaborsky), Dec. 2, 2006.

YEAR	GP	MIN	GA	SO	GAA	W-L-T
03-04	6	365	19	1	3.12	2-3-1
NHL TOTAL	12	663	34	1	3.08	2-6-2

MIKE PALMATEER

#29

Acquired from Toronto with Maple Leafs' 3rd choice in the 1980 Entry Draft (Torrie Robertson) for Robert Picard, Tim Coulis and Washington's 2nd choice in the 1980 Entry Draft (Bob McGill), June 11, 1980. Traded to Toronto for future considerations, Sept. 9, 1982.

YEAR	GP	MIN	GA	SO	GAA	W-L-T
80-81	49	2679	172	2	3.85	18-19-9
81-82	11	584	47	0	4.83	2-7-2
TOTAL	60	3263	219	2	4.03	20-26-11
NHL TOTAL	356	20131	1183	17	3.53	149-138-52

DAVE PARRO

#30

Acquired from Quebec for Nelson Burton, June 15, 1979. Released from contract, June 1, 1984.

YEAR	GP	MIN	GA	SO	GAA	W-L-T
80-81	18	811	49	1	3.63	4-7-2
81-82	52	2942	206	1	4.20	16-26-7
82-83	6	261	19	0	4.37	1-3-1
83-84	1	1	0	0	0.00	0-0-0
TOTAL	77	4015	274	2	4.09	21-36-10
NHL TOTAL	77	4015	274	2	4.09	21-36-10

PETE PEETERS

#1

Acquired from Boston for Pat Riggin, Nov. 14, 1985. Became a free agent, June 1989.

YEAR	GP	MIN	GA	SO	GAA	W-L-T
85-86	34	2021	113	1	3.35	19-11-3
86-87	37	2002	107	0	3.21	17-11-4
87-88	35	1896	88	2	2.78	14-12-5
88-89	33	1854	88	4	2.85	20-7-3
TOTAL	139	7773	396	7	3.06	70-41-15
NHL TOTAL	489	27699	1424	21	3.08	246-155-51

All-Time Goaltender Register

BILL RANFORD

#30

Acquired from Boston with Adam Oates and Rick Tocchet for Jim Carey, Anson Carter, Jason Allison and Washington's 3rd choice in the 1997 Entry Draft (Lee Goren), March 1, 1997. Traded to Tampa Bay in exchange for Tampa's 3rd choice in the 1998 Entry Draft (Todd Hornung), June 17, 1998.

YEAR	GP	MIN	GA	SO	GAA	W-L-T
96-97	18	1009	46	0	2.74	8-7-2
97-98	22	1183	55	0	2.79	7-12-2
TOTAL	40	2192	101	0	2.76	15-19-4
NHL TOTAL	647	35936	2042	15	3.41	240-279-76

ALAIN RAYMOND

#31

Capitals' 8th choice (224th overall) in the 1983 Entry Draft. Became a free agent, June 1990.

YEAR	GP	MIN	GA	SO	GAA	W-L-T
87-88	1	40	2	0	3.00	0-1-0
NHL TOTAL	1	40	2	0	3.00	0-1-0

PAT RIGGIN

#1

Acquired from Calgary with Ken Houston for Howard Walker, George White, Quebec's 6th choice in the 1982 Entry Draft (Mats Kihlstron), the Capitals' 3rd choice in the 1983 Entry Draft (Perry Berezan) and the Capitals' 2nd choice in the 1984 Entry Draft (Paul Ranheim), June 9, 1982. Traded to Boston for Pete Peeters, Nov. 14, 1985.

YEAR	GP	MIN	GA	SO	GAA	W-L-T
82-83	38	2161	121	0	3.36	16-9-9
83-84	41	2299	102	4	2.66	21-14-2
84-85	57	3388	168	2	2.98	28-20-7
85-86	7	369	23	0	3.74	2-3-1
TOTAL	143	8217	414	6	3.02	67-46-19
NHL TOTAL	350	19872	1135	11	3.43	153-120-52

MIKE ROSATI

#40

Signed as a free agent on July 15, 1998. Became a free agent, July 1, 1999.

YEAR	GP	MIN	GA	SO	GAA	W-L-T
98-99	1	28	0	0	0.00	1-0-0
NHL TOTAL	1	28	0	0	0.00	1-0-0

GARY SMITH

#1

Signed as a free agent from Minnesota, Sept. 3, 1977. Sold to Minnesota, Feb. 19, 1978.

YEAR	GP	MIN	GA	SO	GAA	W-L-T
77-78	17	980	68	0	4.16	2-12-3
NHL TOTAL	532	29619	1675	26	3.39	173-261-74

RASTISLAV STANA

#1

Capitals' 8th choice (193rd overall) in the 1998 Entry Draft.

YEAR	GP	MIN	GA	SO	GAA	W-L-T
03-04	6	211	11	0	3.13	1-2-0
NHL TOTAL	6	211	11	0	3.13	1-2-0

WAYNE STEPHENSON

#35

Acquired from Philadelphia for Washington's 3rd choice in the 1981 Entry Draft (Barry Tabobondung), Aug. 16, 1979. Retired following the 1980-81 season for medical reasons.

YEAR	GP	MIN	GA	SO	GAA	W-L-T
79-80	56	3146	187	0	3.57	18-24-10
80-81	20	1010	66	1	3.92	4-7-5
TOTAL	76	4156	253	1	3.65	22-31-15
NHL TOTAL	328	18343	937	14	3.06	146-103-49

RICK TABARACCI

#31

Acquired from Winnipeg for Jim Hrivnak, March 22, 1993. Traded to Calgary for the Flames' 5th choice in the 1995 Entry Draft (Joel Cort), April 7, 1995. Re-acquired from Calgary for future considerations, Aug. 7, 1998.

YEAR	GP	MIN	GA	SO	GAA	W-L-T
92-93	6	343	10	2	1.75	3-2-0
93-94	32	1770	91	2	3.08	13-14-2
94-95	8	394	16	0	2.44	1-3-2
98-99	23	1193	50	2	2.51	4-12-3
TOTAL	69	3700	157	6	2.55	21-31-7
NHL TOTAL	286	15255	760	15	2.99	93-125-30

JOSE THEODORE

#60

Signed as a free agent, July 1, 2008. Became a free agent, July 1, 2010.

YEAR	GP	MIN	GA	SO	GAA	W-L-T
08-09	57	3287	157	2	2.87	32-17-5
09-10	47	2586	121	1	2.81	30-7-7
TOTAL	104	5873	278	3	2.84	62-24-12
NHL TOTAL	648	36,606	1,635	33	2.38	286-254-30

SEMYON VARLAMOV

#40, 1

Capitals' 2nd choice (23rd overall) in 2006 Entry Draft. Traded to Colorado for a first round pick in the 2012 NHL Entry Draft (Filip Forsberg) and Boston's second round pick in the 2012 NHL Entry Draft (traded to Dallas, selected Mike Winther).

YEAR	GP	MIN	GA	SO	GAA	W-L-T
08-09	6	329	13	0	2.37	4-0-1
09-10	26	1527	65	2	2.55	15-4-6
10-11	27	1560	58	2	2.23	11-9-5
TOTAL	59	3416	136	4	2.39	30-13-12
NHL TOTAL	147	8,517	370	11	2.61	67-58-0

TOMAS VOKOUN

#29

Signed as a free agent, July 2, 2011. Traded to Pittsburgh in exchange for Pittsburgh's 7th choice in the 2012 Entry Draft (Sergey Kostenko), June 4, 2012.

YEAR	GP	MIN	GA	SO	GAA	W-L-T
11-12	48	2,583	108	4	2.51	25-17-2
NHL TOTAL	700	39,694	1,688	51	2.55	300-288-35

BERNIE WOLFE

#30

Signed as a free agent, Oct. 1, 1974. Retired, Oct. 9, 1979.

YEAR	GP	MIN	GA	SO	GAA	W-L-T
75-76	40	2134	148	0	4.16	5-23-7
76-77	37	1779	114	1	3.84	7-15-9
77-78	25	1328	94	0	4.25	4-14-4
78-79	18	863	68	0	4.73	4-9-1
TOTAL	120	6104	424	1	4.17	20-61-21
NHL TOTAL	120	6104	424	1	4.17	20-61-21

MATT YEATS

#31

Signed as a free agent, March 19, 2004. Became a free agent, July 1, 2004.

YEAR	GP	MIN	GA	SO	GAA	W-L-T
03-04	5	258	13	0	3.02	1-3-0
NHL TOTAL	5	258	13	0	3.02	1-3-0



Braden Holtby was drafted 93rd overall by the Capitals in the 2008 NHL Entry Draft

All-Time Sweater Numbers

1

Ron Low	1974-77
Gary Smith	1977-78
Jim Bedard	1978-79
Rollie Boutin	1979-81
Pat Riggins	1982-85
Pete Peeters	1985-89
Mike Liut	1990-92
Martin Brochu	1998-99
Craig Billington	1999-02
Rastislav Stana	2003-04
Brent Johnson	2005-09
Semyon Varlamov	2010-11

2

Doug Mohs	1974-75
Jack Lynch	1975-79
Greg Theberge	1979-80
Pat Ribble	1980-81
Greg Theberge	1981-82
Tony Camazzola	1981-82
Doug Hicks	1981-83
Greg Theberge	1983-84
Mike McEwen	1984-85
Dwight Schofield	1985-86
Garry Galley	1987-88
Bill Houlder	1988-90
Joel Quenneville	1990-91
Ken Sabourin	1991-92
Jim Johnson	1994
Ken Klee	1995-03
Josef Boumedienne	2003-04
Brian Pothier	2006-10

3

Greg Joly	1974-76
Bill Mikkelsen	1976-77
Jean Lemieux	1977-78
Peter Scamurra	1978-80
Howard Walker	1980-82
Jim McTaggart	1981-82
Scott Stevens	1982-90
Mikhail Tatarinov	1990-91
Sylvain Cote	1991-98
Stewart Malgunas	1998-99
Jamie Huscroft	1999-00
Sylvain Cote	2000-02
Jason Doig	2003-04
Lawrence Nycholat	2006-07
Tom Poti	2007-13

4

Bill Mikkelsen	1974-75
Bob Paradise	1975-77
Larry Bolonchuk	1977-78
Leif Svensson	1978-80
Jim McTaggart	1980-81
Jay Johnston	1981-82
Randy Holt	1981-83
Paul MacKinnon	1983-84
Kevin Hatcher	1984-94
Jim Johnson	1995-96
Stewart Malgunas	1996-98
Sergei Gonchar	1998-99
Brad Shaw	1999
Alexei Tezikov	1998-00
Frantisek Kucera	2001-02
Rick Berry	2002-04
John Erskine	2006-13

5

Joe Lundrigan	1974-75
Willy Brossart	1975-76
Rick Green	1976-82
*Rod Langway	1982-93
*No. retired Nov. 26, 1997	

6

Gord Smith	1974-75
Peter Scamurra	1975-76
Gord Smith	1976-79
Errol Rausse	1979-80
Darren Veitch	1980-86
John Barrett	1986-87
Chris Felix	1987-88
Grant Ledyard	1988-89
Calle Johansson	1989-03
Jamie Heward	2005-07
Dennis Wideman	2011-12

7

*Yvon Labre	1974-81
*No. retired Nov. 7, 1991	

8

Murray Anderson	1974-75
Don McLean	1975-76
Gord Smith	1975-76
Larry Bolonchuk	1976-77
Bill Riley	1976-79
Dave Forbes	1978-79
Nelson Burton	1978-79
Rick Bragnolo	1978-79
Mark Lofthouse	1979-81
Greg Theberge	1980-81
Jay Johnston	1980-81
Tim Tookey	1981-82
Lee Norwood	1981-83
Larry Murphy	1983-89
Bob Rouse	1989-91
Ken Sabourin	1991
Dimitri Krstich	1991-95
Richard Zednik	1995-96
Jan Bulis	1997-00
Dmitri Khristich	2000-02
Josh Green	2002-03
Steve Eminger	2003-04
Alex Ovechkin	2005-13

9

Dave Kryskow	1974-75
Ace Bailey	1975-78
Ryan Walter	1978-82
Brian Engblom	1982-84
Dave Jensen	1985-87
Mike Millar	1988-89
Nick Kypreos	1989-92
Dave Poulin	1993-95
Keith Jones	1995-96
Curtis Leschyshyn	1996
Todd Krygier	1997-98
Tom Chorske	1998-99
Joe Murphy	1999-00
Dainius Zubrus	2001-07
Brendan Morrison	2009-10
Mike Ribeiro	2013

10

Gord Brooks	1974-75
Ron Anderson	1974-75
Blair Stewart	1975-76
Doug Patey	1976-77
Walt McKechnie	1977
Bob Girard	1977-78
Rolf Edberg	1978-81
Bob Carpenter	1981-87
Kelly Miller	1987-99
Ulf Dahlen	1999-02
Matt Bradley	2005-11
Martin Erat	2013

11

Jack Egers	1974-76
Brian Kinsella	1976-77
Craig Patrick	1976-79
Mark Lofthouse	1977-78
Greg Carroll	1978-79
Brent Tremblay	1978-79
*Mike Gartner	1979-89
Tim Bergland	1990-92
Bob Carpenter	1992-93
Tim Bergland	1994
Jeff Nelson	1995-96
Esa Tikkanen	1998
Alan Haworth	1999-06
*No. retired Dec. 28, 2008	

12

Bob Gryn	1974-75
Steve Atkinson	1974-75
Ron Anderson	1974-75
Hartland Monahan	1975-77
Nelson Burton	1977-78
Rick Bragnolo	1977-78
Michel Bergeron	1978-79
Bill Riley	1978-79
Doug Patey	1978-79
Dennis Hextall	1978-79
Tony Cassolato	1979-80
Gary Rissling	1979-80
Alan Hangsleben	1979-81
Mike Sitala	1981-82
Errol Rausse	1981-82
Glen Currie	1981-85
Jorgen Pettersson	1985-86
Gary Sampson	1986-87
Garry Galley	1986-87
Peter Sundstrom	1987-89
John Tucker	1990
Peter Bondra	1990-04
Jeff Friesen	2005-06

13

Andrei Nikolishin	1996-02
Bates Battaglia	2003-04
Joey Tenute	2005-06
Jiri Novotny	2006-07

14

Tommy Williams	1974-75
Gerry Meehan	1975-79
Blair Stewart	1978-79
Antero Lehtonen	1979-80
Dwayne Lowdermilk	1980-81
Errol Rausse	1980-81
Gaetan Duchesne	1981-87
Mike Richard	1987-88
Geoff Courtinall	1988-90
Dave Tippett	1990-92
Kevin Miller	1992
Paul Cavallini	1992-93
Pat Peake	1993-98
Patrik Augusta	1998-99
Patrice Lefebvre	1998-99
Joe Sacco	1999-02
Kip Miller	2002-04
Eric Fehr	2006-08
Tomas Fleischmann	2008-10

15

Denis Dupere	1974-75
Stan Gilbertson	1974-76
Guy Charron	1976-81
Wes Jarvis	1981-82
Mike Sitala	1981-82
Alan Haworth	1982-87
Neil Sheehy	1988-91
Reggie Savage	1992-93
Keith Acton	1993
Jeff Nelson	1995
Steve Poapst	1996
Dmitri Mironov	1998-01
Boyd Gordon	2003-11
Jeff Halpern	2011-12
Joey Crabb	2013

16

Mike Marson	1974-79
Michel Bergeron	1978-79
Doug Patey	1978-79
Bengt Gustafsson	1981-86
Bengt Gustafsson	1987-89
Alan May	1989-94
Stefan Ustorf	1995-96
Kris Beech	2000
Trevor Linden	2001
A. Salomonsson	2002-03
Brian Sutherby	2003-07
Eric Fehr	2008-13

17

Rod Seiling	1974
Willy Brossart	1974-75
John Paddock	1975
Jean Lemieux	1975-77
Tom Rowe	1977-80
Tim Coulis	1979-80
Wes Jarvis	1980-81
Timo Blomqvist	1981-85
John Blum	1986-87
Mike Ridley	1987-94
Sergei Gonchar	1995
Chris Simon	1996-02
John Gruden	2003-04
Chris Clark	2005-10
D.J. King	2010-12
Wojtek Wolski	2013

18

Bill Riley	1974-75
Ron Jones	1974-75
Rick Bragnolo	1975-77
Eddy Godin	1977-79
Greg Polis	1978-80
Harvie Pocza	1979-80
Glen Currie	1979-80
Tim Tookey	1980-81
Roland Stoltz	1981-82
Lou Franceschetti	1981-82
Craig Laughlin	1982-88
Doug Wickenheiser	1989-90
Steve Maltais	1990-91
Randy Burridge	1991-95
Andrew Brunette	1995-98
Trevor Halverson	1998-99
Matt Pettinger	2001-08
Eric Belanger	2009-10
Marco Sturm	2011

19

Pete Laframboise	1974-75
Jack Lynch	1975
Bob Gryn	1975-76
Steve Self	1976-77
Bryan Watson	1976-79
Chuck Arnason	1978-79
Paul MacKinnon	1979-82
Ken Houston	1982-83
Peter Andersson	1983-86
Greg Smith	1986-88
John Druce	1988-92
Pat Elynuik	1992-93
Enrico Ciccone	1993-94
Brendan Witt	1995-06
Nicklas Backstrom	2007-13

20

Bill Lesuk	1974-75
Tony White	1975-78
Mark Lofthouse	1978-79
Tim Coulis	1979-80
Claude Noel	1979-80
Mike Kaszycki	1979-80
Gary Rissling	1979-80
Greg Theberge	1981-84
Gary McAdam	1983-84
Gary Sampson	1983-86
Michal Pivonka	1986-99
Glen Metropolit	1999-02
Robert Lang	2002-04
Petr Sykora	2005-06
Rico Fata	2005-06
Keith Aucoin	2008-11
Troy Brouwer	2011-2013

21

Steve Atkinson	1974-75
Mike Lampman	1975-77
Dave Forbes	1977-78
Dennis Maruk	1978-83
Andre Hidi	1983-85
Mark Taylor	1985-86
Daryl Evans	1985-86
Grant Martin	1985-86
Michal Pivonka	1987-88
Steve Leach	1986-91
Todd Krygier	1991-94
Todd Krygier	1996-97
Jeff Toms	1997-00
James Black	2000-01
Glen Metropolit	2002-03
Brooks Laich	2004-13

All-Time Sweater Numbers

22

Lew Morrison	1974
Ron Lalonde	1974-79
Dennis Hextall	1979-80
Brent Tremblay	1979-80
Jean Pronovost	1980-82
Todd Bidner	1981-82
Torrie Robertson	1982-83
Paul MacKinnon	1982-83
Greg Adams	1983-88
Shawn Cronin	1988
Dino Ciccarelli	1988-92
Steve Konowalchuk	1992-03
Boyd Kane	2005-06
Rico Fata	2006-07
Mike Knuble	2009-12

23

Mike Bloom	1974-75
Blair Stewart	1975-78
Doug Patey	1977-78
Gary Rissling	1978-79
Claude Noel	1979-80
Wes Jarvis	1979-80
Dennis Ververgaert	1980-81
Todd Bidner	1981-82
Jim McGeough	1981
Bobby Gould	1981-89
Rob Murray	1989-90
Paul MacDermid	1992-93
Kevin Kaminski	1993-97
Brian Bellows	1998-99
Miika Elomo	1999-00
Trent Whitfield	2000-01
Ivan Ciernik	2002
Trent Whitfield	2002-04
Ivan Majesky	2005-06
Milan Jurcina	2006-10
Scott Hannan	2010-11
Keith Aucoin	2011-12

24

Paul Nicholson	1974-76
Larry Fullan	1974-75
Brian Kinsella	1975-76
Larry Bolonchuk	1975-76
Ron Jones	1975-76
Brian Stapleton	1975-76
Alex Forsyth	1976-77
Tom Rowe	1976-77
Robert Picard	1977-80
Bob Kelly	1980-82
Howard Walker	1981-82
Tom Rowe	1981-82
Eric Calder	1982-83
Bryan Erickson	1983-85
Daryl Evans	1985-86
Jeff Greenlaw	1986-88
Jeff Greenlaw	1991-92
Mark Tinordi	1995-99
Rob Zettler	1999-02
Brian Willisie	2003-06
Kris Beech	2006-07
Matt Cooke	2007-08
Scott Walker	2009-10
Brian Willisie	2011
Aaron Volpatti	2013

25

Jim Hryciuk	1974-75
Gord Lane	1975-76
Bob Sirois	1975-80
Torrie Robertson	1980-81
Tony Cassolato	1980-81
Terry Murray	1981-82
Doug Jarvis	1982-85
Grant Martin	1985-87
Bob Crawford	1986-87
Lou Franceschetti	1987-89
Robin Bawa	1989
Peter Zezel	1990-91
John Kordic	1991
Shawn Chambers	1991-92
Jason Woolley	1992-94
Rob Pearson	1995
Brad Church	1997-98
Barrie Moore	1999-00
Terry Yake	2000-01
Mike Grier	2002-04
Andrew Cassels	2005-06
David Steckel	2006-07
Viktor Kozlov	2007-09
Jason Chimera	2009-13

26

Andre Peloffy	1974-75
Tony White	1974-75
Nelson Pyatt	1974-76
Bill Collins	1976-78
Bob Girard	1978-80
Steve Clippingdale	1979-80
Pierre Bouchard	1980-82
Jay Johnston	1981-82
Eric Calder	1981-82
Milan Novy	1982-83
Dave Shand	1983-85
Yvon Corriveau	1986-89
Steve Maltais	1990
Mike Lalor	1990-92
Keith Jones	1992-95
Denis Chasse	1996
Stewart Malgunas	1996
Keith Jones	1996
Ryan Mulhern	1997
Matt Herr	1998-01
Shaone Morrisonn	2004-10
Matt Hendricks	2010-13

27

Bruce Cowick	1974-75
Harvey Bennett	1975-77
Paul Nicholson	1976-77
Mark Lofthouse	1977-78
Nelson Burton	1977-78
Rick Bragnolo	1977-78
Paul Mulvey	1978-81
Orest Kindrachuk	1981-82
Harvie Pocza	1981-82
Dave Christian	1983-89
Bob Joyce	1989-91
Mark Hunter	1992
Craig Berube	1993-99
Terry Yake	2000
Craig Berube	2000-01
Chris Ferraro	2001
Ivan Ciernik	2002-03
Craig Johnson	2004
Ben Clymer	2005-07
Karl Alzner	2008-13

28

Gord Lane	1976-79
Glen Currie	1979-82
Chris Valentine	1981-84
Dean Evason	1984-85
Mark Taylor	1985-86
Gary Sampson	1986-87
Paul Cavallini	1987
Grant Ledyard	1988
Chris Felix	1988-90
Brad Schlegel	1992
John Slaney	1993-95
Eric Charron	1996
Jan Benda	1997
Jeff Brown	1998
James Black	1998-00
Matt Pettinger	2000-01
Jason Marshall	2001
Peter Ferraro	2001
Alexander Semin	2003-04
Kris Beech	2005-06
Alexander Semin	2006-12

29

Peter Scamurra	1976-77
Doug Gibson	1977-78
Pierre Bouchard	1978-80
Mike Palmateer	1980-82
Ted Bulley	1982-83
Dean Evason	1983-85
Kevin Hatcher	1984-85
Steve Leach	1986
Ed Kastelic	1985-88
Jim Thomson	1988-89
Scot Kleinedorst	1989-90
Mark Ferner	1990
Dimitri Khristich	1990-91
Jason Woolley	1992
Bob Babcock	1992
Joe Reekie	1994-02
Joel Kwiatkowski	2003-04
Jamie Hunt	2006-07
Tomas Vokoun	2011-12

30

John Adams	1974-75
Ron Low	1974-75
Micheal Belhumeur	1975-76
Bernie Wolfe	1975-79
Dave Parro	1980-84
Paul Gardner	1984-85
Yves Beaudoin	1985-86
Paul Cavallini	1987
Clint Malarchuk	1987-89
Jim Carey	1995-97
Bill Ranford	1997-98
Corey Hirsch	2001
Frederic Cassivi	2005-06
Michal Neuvirth	2008-13

31

Michel Belhumeur	1974-75
Roger Crozier	1976-77
Jim Bedard	1977-78
Gary Inness	1978-81
Archie Henderson	1980-81
Bob Mason	1983-87
Alain Raymond	1987
Bob Mason	1989-90
Olie Kolzig	1993
Rick Tabaracci	1993-95
Rick Tabaracci	1998-99
Corey Hirsch	2001
Matt Yeats	2003-04
Philipp Grubauer	2013

32

John Adams	1974-75
Torrie Robertson	1981-83
Lou Franceschetti	1983-87
*Dale Hunter	1987-99
*No. retired March 11, 2000	

33

John Blum	1986-87
Grant Jennings	1988
Don Beaupre	1989-94
Anson Carter	1996-97
Steve Poapst	1998-99
Jim McKenzie	2000
Benoit Hogue	2002
Maxime Ouellet	2003-05
Alexandre Giroux	2008-10

34

Jim McGeough	1981-82
Mikko Leinonen	1984-85
Jim McGeough	1984-85
Bill Houlder	1987-88
Mike Richard	1990
Al lafrate	1991-94
Martin Gendron	1995-96
Jaroslav Svejksky	1996-00
Jakub Cutta	2000-02
Jean-Luc Grand-Pierre	2004
Mathieu Biron	2005-06
Boyd Kane	2009-10

35

Michel Belhumeur	1975-76
Rollie Boutin	1978-79
Wayne Stephenson	1979-81
Al Jensen	1981-87
Don Beaupre	1988-89
Olaf Kolzig	1989
Jim Hrivnak	1989-90
Byron Dafeo	1992-95
S. Charpentier	2002-04
Frederic Cassivi	2006-07

36

Jim Mathieson	1990
Kent Paynter	1990
Alfie Turcotte	1990-91
Mark Ferner	1991
Shawn Anderson	1992-94
Mike Eagles	1995-00
Colin Forbes	2002-03
J-F Fortin	2002-03
Jakub Cutta	2004
Colin Forbes	2005-06
Tomas Kundratak	2011-13

37

Jim Thomson	1986-87
Brian Tutt	1989
John Purves	1990
Ken Lovsin	1990
Alfie Turcotte	1991
Kent Paynter	1991
Olie Kolzig	1993-08

38

Yves Beaudoin	1986-87
Dennis Smith	1989-90
Alain Cote	1990
Bob Babcock	1990
Reggie Savage	1991
Brian Curran	1993-94
Nolan Baumgartner	1995-96
Nolan Baumgartner	1998-00
Jan Bulis	2000-01
Todd Rohloff	2001-04
Jakub Klepis	2005-07
Cristobal Huet	2008
Graham Mink	2008
Jack Hillen	2013

39

Robbie Moore	1982-83
Kent Carlsson	1988
Alain Cote	1990
Alfie Turcotte	1990
Tyler Larter	1990
Jim Hrivnak	1990-93
Enrico Ciccone	1993
Enrico Ciccone	1998-99
Alexander Volchkov	1999-00
Patrick Boileau	2001-02
Josef Boumedienne	2003
Graham Mink	2004-06
Alexandre Giroux	2006-07
David Steckel	2007-11

40

Tony Cassolato	1981-82
Mark Ferner	1990
Steve Seftel	1991
Steve Konowalchuk	1992
Todd Nelson	1994
Mike Rosati	1998-99
Nolan Yonkman	2002-06
Semyon Varlamov	2008-10
Roman Hamrik	2013

41

Jason Allison	1994-97
Patrick Boileau	1998-99
Brian Sutherby	2001
Mike Farrell	2002
Brad Norton	2004
Louis Robitaille	2005-06

42

Dwayne Hay	1997
Sami Lepisto	2008-09
Joel Ward	2011-13

43

David Harlock	1998
Tomas Fleischmann	2005-08
Bryan Helmer	2008-09

44

Igor Ulanov	1995
Richard Zednik	1996-01
Steve Eminger	2002, '05-08
Staffan Kronwall	2009
Jason Arnett	2011
Roman Hamrik	2011-13

All-Time Sweater Numbers

45

Patrick Boileau 1997
Alex Henry 2002-03
Jonas Johansson 2005-06
Cameron Schilling 2013

46

Brian Sutherby 2002-04

47

Michael Farrell 2001
Bryan Muir 2005-07
Karl Alzner 2008

48

Benoit Gratton 1998-99
Chris Corinnet 2001-02
Oskar Osala 2008-09

49

Dwayne Zinger 2003

50

Eric Fehr 2005-06
Joe Motzko 2007-08
Cody Eakin 2011-12

51

Stephen Peat 2001-04
Doug Doull 2005-06
Timo Helbling 2006-07

52

Mike Green 2005-13

53

Quintin Laing 2007-10

54

Jason Doig 2002-03
Joel Rechlicz 2012

55

Sergei Gonchar 1995-04
Jeff Schultz 2006-13

56

Garrett Stroshein 2004
Chris Bourque 2007-10

57

Dean Melanson 2001
Kyle Wilson 2009-10

58

Jean-Francois Fortin 2002-03

60

Jose Theodore 2008-10

61

Steve Olesky 2013

62

Sean Collins 2008-12

63

Owen Fussey 2003-04
Andrew Gordon 2008-11

64

Roman Tvrdon 2004

66

Milan Novy 1982-83

68

Jaromir Jagr 2001-04

69

Mel Angelstad 2004

70

David Steckel 2005-06
Braden Holtby 2010-13

74

Brantt Myhres 2001
John Carlson 2009-13

75

Chris Hajt 2003-04

76

Darcy Verot 2004

77

Adam Oates 1997-02
Joe Corvo 2009-10

81

Dmitry Orlov 2011-13

83

Jay Beagle 2009-13

85

Mathieu Perreault 2009-13

87

Donald Brashear 2006-09

89

Tyler Sloan 2008-11

90

Joe Juneau 1994-99
Marcus Johansson 2010-13

91

Sergei Fedorov 2008-09

92

Rick Tocchet 1997
Michael Nylander 2002-04, '07-09

94

Sergei Berezin 2003

96

Phil Housley 1996-98



Capitals defenseman Mike Green is the only player in franchise history to wear number 52

Retired Numbers



7 YVON LABRE

Yvon Labre's contributions to the success of the Washington Capitals extended well beyond the boundaries of the rink. A member of the inaugural 1974-75 Capitals, Labre was a rugged defenseman whose solid, physical play paced the early expansion team. Labre is notably remembered for scoring the Capitals' first goal at the Capital Centre Oct. 15, 1974, against Los Angeles. He finished fourth in team scoring during Washington's first season and recorded more than 20 assists in a season twice in his career. From 1976-78 Labre wore the "C" on his sweater, utilizing his leadership qualities to the fullest extent.

After retiring in 1981 Labre became an assistant coach before stepping into the role of color commentator for the team's broadcasts. In 1983 Labre became the Capitals'

Retired Nov. 7, 1981

director of community relations and continued in that position until the start of the 1996-97 season, when he began a four-year stint as director of special programs.

From the moment he took to the ice in a Capitals uniform to his commitment in community programs and youth hockey, no one served as a better ambassador for hockey in the Washington area than Labre.



5 ROD LANGWAY

Known to many Capitals fans as the "Secretary of Defense," Rod Langway anchored the Washington defense for 11 seasons and more than 700 games. Dealt by Montreal to Washington in one of the biggest trades in franchise history, Langway brought instant respectability to the Capitals' squad. His arrival and dominating physical presence helped lead Washington to its first postseason appearance in 1982-83.

The taste of the Stanley Cup playoffs was only a sign of things to come. The Capitals made the playoffs during every season of Langway's tenure. Recognized as the best in the business, Langway captured back-to-back Norris Trophy honors in 1982-83

Retired Nov. 26, 1997

and 1983-84. The team recorded more than 100 points in three consecutive seasons, including a record 107-point, 50-win year in 1985-86.

A strong leader in the locker room, Langway captained the team for more than a decade and was truly one of hockey's all-time greats, evidenced by his induction into the Hockey Hall of Fame in 2002.



32 DALE HUNTER

Referred to by many as the "heart and soul" of the Washington Capitals, Dale Hunter was well respected for his dedication to the game. His 19 seasons in the NHL, 1,407 regular-season games and 186 playoff games serve as testimony to that dedication. At the time of his retirement following the 1998-99 season, only seven players in NHL history had appeared in more total games.

Hunter left the game having firmly etched his name in the Capitals' record book. In regular-season play he finished his career ranked first in penalty minutes (2,003), second in games played (872), tied for second in power-play goals (72), third in assists (375), third in points (556), tied for fifth in game-winning goals (29) and tied for eighth in goals (181). He retired leading the franchise in virtually every category:

Retired March 11, 2000

games played (100), goals (25), assists (47), points (72), power-play goals (11) and penalty minutes (372).

Perhaps Hunter summed up his contributions best at his retirement ceremony March 11, 2000, when he said, "I'm not a Wayne Gretzky. I just tried to give my all every night. That work ethic is what the Caps have always been about."



11 MIKE GARTNER

Mike Gartner, a member of the Hockey Hall of Fame who ranks second in Capitals history in goals (397), assists (392) and points (789), became the fourth player in Capitals history to have his number retired when the No. 11 was raised to the rafters on Dec. 28, 2008.

Gartner spent the first 10 seasons of his 19-year NHL career with the Capitals after Washington selected him in the first round, fourth overall, in the 1979 NHL Draft. He led the team in goals five times and in points four times, scoring at least 35 goals in each of his first nine years in Washington (he had 26 goals when he was traded 56 games into 1988-89, his 10th season). He left the team as its all-time leader in games played, goals, assists, points, power-play goals and game-winning goals.

Gartner was a member of the first six Capitals playoff teams, leading four of those teams in playoff scoring. He recorded 43 points (16 goals, 27 assists) in 47 playoff

Retired Dec. 28, 2008

games for the club and at the time of his trade was Washington's all-time leading playoff scorer.

Gartner played 1,432 career games with five teams in his career, recording 708 goals (sixth in NHL history) and 627 assists for 1,335 points. Inducted in the Hockey Hall of Fame in 2001, Gartner holds the NHL record for the most 30-goal seasons (17) and shares the record for most consecutive 30-goal seasons (15). He played in seven NHL All-Star Games and three times won the NHL's fastest skater competition at the NHL All-Star Game.

Capitals Logo & Uniform History


The Capitals current look, unveiled prior to the 2007-08 season, boasts ties to the franchise's past both in color and design.

Red, white and blue brought the Capitals back to their original colors, in shades that align with those of the American flag and symbolically strengthen the Capitals' ties to their home city of Washington, D.C., the nation's capital.

Countless Capitals fans had emailed owner Ted Leonsis asking — pleading in some cases — for a return to the red, white and blue that the team wore for 20 years. Spurred on by those requests — along with similar convictions held by Leonsis, team president Dick Patrick, the rest of the ownership group and vice president and general manager George McPhee — the Capitals worked with Reebok to develop the new look.

The primary logo draws upon the team's original jerseys, but with a fresh, bold font. The letters lean forward, representing the team's commitment to innovation and forward thinking. The three stars represent Maryland, Virginia and Washington, D.C. — the three main geographic areas in the Capitals' market — and align with hockey tradition, as each game's top players are named its three stars. The letter t, like in the original uniforms, depicts a hockey stick, with a puck at the end.

The shoulder patch incorporates imagery from the Capitals' most recent uniforms, which featured an eagle and the Capitol dome. Here those Washington, D.C., icons come together in a distinctive look. The eagle's wings are raised at its sides and help form the shape of a "W," representing Washington, D.C., the world's most powerful and influential city.



UNIFORM TIMELINE

1974-75

The team wears red, white and blue uniforms during its inaugural year in the NHL.

1980-81

The "WASHINGTON" above the Capitals wordmark logo is reduced in size.

1983-84

The number of stars on the sleeves is reduced from five to four. It returns to five two years later.

June 22, 1995

The team introduces new logos and uniforms with a blue, black and bronze color scheme.

1995-96

The first year of the blue, black and bronze jerseys. The word "CAPITALS" appears below the eagle on the home and road jerseys.

1997-98

The word "CAPITALS" only appears on the road jerseys. A black third jersey is added and is worn for the first time Jan. 25, 1998. The jersey, which is worn nine times during the season, has arched letters for the nameplate.

2000-01

The black jersey replaces the road blue jersey and the team now only wears two jerseys. The nameplate letters on the black jersey are no longer arched.

2003-04

The NHL switches to wear dark jerseys at home and white jerseys on the road.

June 22, 2007

The team introduces new logos and changes its colors and uniforms back to red, white and blue.



2007-08 to present



1974-75 to 1994-95



1995-96 to 2006-07



1997-98 to 2006-07

All-Time Draft Selections

2013 (JUNE 30)

Rd. No.	Player	Pos.	Team
1 23	Andre Burakovsky	LW	Malmö (Sweden-2)
2 53	Madison Bowey	D	Kelowna (WHL)
2 61	Zachary Sanford	LW	Middlesex (EJHL)
5 144	Blake Heinrich	D	Sioux City (USHL)
6 174	Brian Pinho	C	St. John's Prep (USHS)
7 204	Tyler Lewington	D	Medicine Hat (WHL)

2012 (JUNE 23-24)

Rd. No.	Player	Pos.	Team
1 11	Filip Forsberg	C	Leksand (Sweden-2)
1 16	Thomas Wilson	RW	Plymouth (OHL)
3 77	Chandler Stephenson	F	Regina (WHL)
4 100	Thomas Di Pauli	C	USA U-18 (USHL)
4 107	Austin Wutrich	RW	Notre Dame (NCAA)
5 137	Connor Carrick	D	USA U-18 (USHL)
6 167	Riley Barber	RW	USA U-18 (USHL)
7 195	Christian Djoos	D	Brynäs Jr. (SWE-Jr.)
7 197	Jaynen Rissling	D	Calgary (WHL)
7 203	Sergey Kostenko	G	Metallurg (RUS-Jr.)

2011 (JUNE 24-25)

Rd. No.	Player	Pos.	Team
4 117	Steffen Soberg	G	Manglerud (Norway)
5 147	Patrick Koudys	D	R.P.I. (ECAC)
6 177	Travis Boyd	C	U.S. NTDP
7 207	Garrett Haar	D	Fargo (USHL)

2010 (JUNE 25-26)

Rd. No.	Player	Pos.	Team
1 26	Evgeny Kuznetsov	C	Chelyabinsk (KHL)
3 86	Stanislav Galiev	RW	Saint John (QMJHL)
4 112	Philipp Grubauer	G	Windsor (OHL)
5 142	Caleb Herbert	C	Bloomington-Jefferson HS (USHS)
6 176	Samuel Carrier	D	Lewiston (QMJHL)

2009 (JUNE 26-27)

Rd. No.	Player	Pos.	Team
1 24	Marcus Johansson	C	Farjestad (Sweden)
2 55	Dmitri Orlov	D	Novokuznetsk (KHL)
3 85	Cody Eakin	C	Swift Current (WHL)
4 115	Patrick Wey	D	Waterloo (USHL)
5 145	Brett Flemming	D	Mississauga (OHL)
6 175	Garrett Mitchell	RW	Regina (WHL)
7 205	Benjamin Casavant	LW	P.E.I. (QMJHL)

2008 (JUNE 20-21)

Rd. No.	Player	Pos.	Team
1 21	Anton Gustafsson	C	Frolunda Jr. (Sweden)
1 27	John Carlson	D	Indiana (USHL)
2 57	Eric Mestery	D	Tri-City (WHL)
2 58	Dmitry Kugryshev	RW	CSKA-2 (Russia)
4 93	Braden Holtby	G	Saskatoon (WHL)
5 144	Joel Broda	C	Moose Jaw (WHL)
6 174	Greg Burke	LW	New Hampshire (EJHL)
7 204	Stefan Della Rovere	LW	Barrie (OHL)

2007 (JUNE 22-23)

Rd. No.	Player	Pos.	Team
1 5	Karl Alzner	D	Calgary (WHL)
2 34	Josh Godfrey	D	Sault Ste. Marie (OHL)
2 46	Theo Ruth	D	U.S. NTDP
3 84	Phil DeSimone	C	Sioux City (USHL)
4 108	Brett Bruneteau	C	Omaha (USHL)
5 125	Brett Leffler	RW	Regina (WHL)
6 154	Dan Dunn	G	Wellington (OPJHL)
6 180	Justin Taylor	C	London (OHL)
7 185	Nick Larson	C	Omaha (USHL)
7 199	Andrew Glass	LW	Nobles (USHS)

2006 (JUNE 24)

Rd. No.	Player	Pos.	Team
1 4	Nicklas Backstrom	C	Brynäs (Sweden)
1 23	Semyon Varlamov	G	Yaroslavl 2 (Russia)
2 34	Michal Neuvirth	G	Sparta Jr. (Czech)
2 35	Francois Bouchard	RW	Baie Comeau (QMJHL)
2 52	Keith Seabrook	D	Burnaby (BCHL)
4 97	Oskar Osala	LW	Mississauga (OHL)
4 122	Luke Lynes	C/LW	Brampton (OHL)
5 127	Maxime Lacroix	LW	Quebec (QMJHL)
6 157	Brent Gwidt	C	Lakeland HS (USHS)
6 177	Mathieu Perreault	C	Acadie-Bath. (QMJHL)

2005 (JUNE 30)

Rd. No.	Player	Pos.	Team
1 14	Sasha Pokulok	D	Cornell (ECACHL)
1 27	Joe Finley	D	Sioux Falls (USHL)
4 109	Andrew Thomas	D	Denver (WCHA)
4 118	Patrick McNeill	D	Saginaw (OHL)
5 143	Daren Machesney	G	Brampton (OHL)
6 181	Tim Kennedy	LW	Sioux City (USHL)
7 209	Viktor Dovgan	D	CSKA Jr. (Russia)

2004 (JUNE 26-27)

Rd. No.	Player	Pos.	Team
1 1	Alex Ovechkin	LW	Dynamo (Russia)
1 27	Jeff Schultz	D	Calgary (WHL)
1 29	Mike Green	D	Saskatoon (WHL)
2 33	Chris Bourque	LW	Cushing (USHE)
2 62	Michail Yunkov	C/W	Krylja (Russia)
3 66	Sami Lepisto	D	Jokerit (Finland)
3 88	Clayton Barthel	D	Seattle (WHL)
5 132	Oscar Hedman	D	Modo (Sweden)
5 138	Pasi Salonen	W	IFK Jr. (Finland)
6 166	Peter Guggisberg	W	Davos (Swiss)
7 197	Andrew Gordon	RW	Notre Dame (SJHL)
8 230	Justin Mrazek	G	Estevan (SJHL)
9 263	Travis Morin	C	Minnesota State (WCHA)

2003 (JUNE 21-22)

Rd. No.	Player	Pos.	Team
1 18	Eric Fehr	RW	Brandon (WHL)
3 83	Stephen Werner	RW	UMass (HE)
4 109	Andreas Valdik	LW	Malmö (Sweden)
5 155	Josh Robertson	C	Proctor (USHE)
8 249	Andrew Joudrey	C	Notre Dame (SJHL)
9 279	Mark Olafson	RW	Kelowna (WHL)

2002 (JUNE 22-23)

Rd. No.	Player	Pos.	Team
1 12	Steve Eminger	D	Kitchener (OHL)
1 13	Alexander Semin	LW	Cheljabinsk (Russia)
1 17	Boyd Gordon	RW	Red Deer (WHL)
2 59	Maxime Daigneault	G	Val d'Or (QMJHL)
3 77	Patrick Wellar	D	Portland (WHL)
3 92	Derek Krestanovich	C	Moose Jaw (WHL)
4 109	Jevon Desautels	LW	Spokane (WHL)
4 118	Petr Dvorak	C	Havírov (Czech Jr.)
5 145	Robert Gherson	G	Sarnia (OHL)
6 179	Marian Havel	C/LW	Vancouver (WHL)
7 209	Joni Lindlof	W	Tappara (Fin. Jr.)
8 242	Igor Ignatushkin	W	Elektrostal (Russia)
9 272	Patric Blomdahl	W	AIK (SJL)

2001 (JUNE 23-24)

Rd. No.	Player	Pos.	Team
2 58	Nathan Paetsch	D	Moose Jaw (WHL)
3 90	Owen Fussey	RW	Calgary (WHL)
4 125	Jeff Lucky	RW	Spokane (WHL)
5 160	Artem Ternavsky	D	Sherbrooke (QMJHL)
6 191	Zbynek Novak	F	Slavia Jr. (Czech)
7 221	John Oduya	D	Victoriaville (QMJHL)
8 249	Matt Maglione	D	Princeton (ECAC)
8 254	Peter Polcik	LW	Nitra Jr. (Slovakia)
9 275	Robert Muller	G	Mannheim (Germany)
9 284	Viktor Hubl	LW	Slavia (Czech)

All-Time Draft Selections

2000 (JUNE 24-25)

Rd. No.	Player	Pos.	Team
1 26	Brian Sutherby	C	Moose Jaw (WHL)
2 43	Matt Pettinger	LW	Calgary (WHL)
2 61	Jakub Cutta	D	Swift Current (WHL)
4 121	Ryan Vanbuskirk	D	Sarnia (OHL)
5 163	Ivan Nepriyev	C	Yaroslav (Russia)
9 289	Bjorn Nord	D	Djurgardens (Sweden)

1999 (JUNE 26)

Rd. No.	Player	Pos.	Team
1 7	Kris Beech	C	Calgary (WHL)
2 29	Michal Sivek	C	Kladno, Jr. (Czech)
2 31	Charlie Stephens	C	Prince Albert (WHL)
2 34	Ross Lupaschuk	D	Guelph (OHL)
2 37	Nolan Yonkman	D	Kelowna (WHL)
5 132	Roman Tvrdon	C	Trencin (Slovakia)
6 175	Kyle Clark	RW	Harvard (ECAC)
7 192	David Johansson	D	AIK Jr. (Sweden)
8 219	Maxim Orlov	C	CSKA Jr. (Russia)
9 249	Igor Shadilov	D	Dynamo (Russia)

1998 (JUNE 27)

Rd. No.	Player	Pos.	Team
2 49	Jomar Cruz	G	Brandon (WHL)
3 59	Todd Hornung	C	Portland (WHL)
4 106	Krys Barch	LW	London (OHL)
4 107	Chris Corrinet	RW	Princeton (ECAC)
5 118	Mike Siklenka	D	Lloydminster (SJHL)
5 125	Erik Wendell	C	Maple Grove (HS)
7 179	Nathan Forster	D	Seattle (WHL)
7 193	Rastislav Stana	G	HC Kosice (Slovakia)
8 220	Mike Farrell	D	Providence (HE)
9 251	Blake Evans	C	Tri-City (WHL)

1997 (JUNE 21)

Rd. No.	Player	Pos.	Team
1 9	Nicholas Boynton	D	Ottawa (OHL)
2 35	Jean-Francois Fortin	D	Sherbrooke (QMJHL)
4 89	Curtis Cruickshank	G	Kingston (OHL)
5 116	Kevin Caulfield	RW	Boston College (HE)
6 143	Henrik Petre	D	Djurgarden (Sweden)
8 200	Pierre-Luc Therrien	G	Drummondville (QMJHL)
9 226	Matt Oikawa	RW	St. Lawrence (ECAC)

1996 (JUNE 22)

Rd. No.	Player	Pos.	Team
1 4	Alexandre Volchkov	C	Barrie (OHL)
1 17	Jaroslav Svejkskovsky	RW	Tri-City (WHL)
2 43	Jan Bulis	C	Barrie (OHL)
3 58	Sergei Zimakov	D	Krylja Sovetov (Rus)
3 74	David Weninger	G	Michigan Tech (WCHA)
3 78	Shawn McNeil	C	Kamloops (WHL)
4 85	Justin Davis	RW	Kingston (OHL)
5 126	Matt Lahey	LW	Peterborough (OHL)
6 153	Andrew Van Bruggen	RW	N. Michigan (CCHA)
7 180	Michael Anderson	RW	Minnesota (WCHA)
8 206	Oleg Orekhovskiy	D	Dynamo (Russia)
9 232	Chad Cavanagh	LW	London (OHL)

1995 (JUNE 28)

Rd. No.	Player	Pos.	Team
1 17	Brad Church	LW	Prince Albert (WHL)
1 23	Miika Elomo	LW	Kiekko-67 (Finland)
2 43	Dwayne Hay	LW	Guelph (OHL)
4 93	S. Charpentier	G	Laval (QMJHL)
4 95	Joel Theriault	D	Beauport (QMJHL)
5 105	Benoit Gratton	LW	Laval (QMJHL)
5 124	Joel Cort	D	Guelph (OHL)
6 147	Frederick Jobin	D	Laval (QMJHL)
8 199	Vasili Turkovskiy	D	CSKA (Russia)
9 225	Scott Swanson	D	Omaha Jr. A (USHL)

1994 (JUNE 28)

Rd. No.	Player	Pos.	Team
1 10	Nolan Baumgartner	D	Kamloops (WHL)
1 15	Alexander Kharlamov	LW	CSKA (Russia)
2 41	Scott Cherrey	LW	North Bay (OHL)
4 93	Matthew Herr	C	Hotchkiss (HS)
5 119	Yanick Jean	D	Chicoutimi (QMJHL)
6 145	Dmitri Mekeshkin	D	Avangard Omsk (Rus.)
7 171	Daniel Reja	C	London (OHL)
8 197	Chris Patrick	LW	Kent School (HS)
9 223	John Tuohy	D	Kent School (HS)
10 249	Richard Zednik	LW	B. Bystrica (Slovakia)
11 275	Sergei Tertshyn	D	Chelyabinsk (Russia)

1993 (JUNE 26-27)

Rd. No.	Player	Pos.	Team
1 11	Brendan Witt	D	Seattle (WHL)
1 17	Jason Allison	C	London (OHL)
3 69	Patrick Boileau	D	Laval (QMJHL)
6 147	Frank Banham	RW	Saskatoon (WHL)
7 173	Dan Henrickson	RW	St. Paul (USJHL)
7 174	Andrew Brunette	LW	Owen Sound (OHL)
8 199	Joel Poirier	LW	Sudbury (OHL)
9 225	Jason Gladney	D	Kitchner (OHL)
10 251	Mark Seliger	G	Rosenheim (Germany)
11 277	Dany Bousquet	C	Penticon (BCHL)

1992 (JUNE 20)

Rd. No.	Player	Pos.	Team
1 14	Sergei Gonchar	D	Chelyabinsk (CIS)
2 32	Jim Carey	G	Catholic Memorial (HS)
3 53	Stefan Ustorf	C	Kaufbeuren (Germany)
3 71	Martin Gendron	RW	St-Hyacinthe (QMJHL)
5 119	John Varga	LW	Tacoma (WCHL)
7 167	Mark Matier	D	Sault Ste. Marie (OHL)
8 191	Mike Mathers	LW	Kamloops (WHL)
9 215	Brian Stagg	RW	Kingston (OHL)
10 239	Gregory Callahan	D	Belmont Hill (HS)
11 263	B.J. MacPherson	LW	Oshawa (OHL)

1991 (JUNE 22)

Rd. No.	Player	Pos.	Team
1 14	Pat Peake	C	Detroit (OHL)
1 21	Trevor Halverson	LW	North Bay (OHL)
2 25	Eric Lavigne	D	Hull (QMJHL)
2 36	Jeff Nelson	C	Prince Albert (WHL)
3 58	Steve Konowalchuk	C	Portland (WHL)
4 80	Justin Morrison	LW	Kingston (OHL)
7 146	Dave Morissette	LW	Shawinigan (QMJHL)
8 168	Rick Corriveau	D	London (OHL)
9 190	Trevor Duhaime	RW	St. Jean (QMJHL)
10 209	Rob Leask	D	Hamilton (OHL)
10 212	Carl LeBlanc	D	Granby (QMJHL)
11 234	Rob Puchniak	D	Lethbridge (WHL)
12 256	Bill Kovacs	LW	Sudbury (OHL)

1990 (JUNE 16)

Rd. No.	Player	Pos.	Team
1 9	John Slaney	D	Cornwall (OHL)
2 30	Rod Pasma	D	Cornwall (OHL)
3 51	Chris Longo	RW	Peterborough (OHL)
4 72	Randy Pearce	LW	Kitchner (OHL)
5 93	Brian Sakic	LW	Swift Current/Tri-City (WHL)
5 94	Mark Ouimet	C	Michigan (CCHA)
6 114	Andrei Kovalev	RW	Dynamo Moscow (Rus.)
7 135	Roman Kontsek	RW	Dukla Trencin (Czech)
8 156	Peter Bondra	RW	Kosice (Czech)
8 159	Steve Martell	RW	London (OHL)
9 177	Ken Klee	D	Bowling Green (CCHA)
10 198	Michael Boback	C	Providence (HE)
11 219	Alan Brown	D	Colgate (ECAC)
12 240	Todd Hlushko	LW	London (OHL)



All-Time Draft Selections

1989 (JUNE 17)

Rd. No.	Player	Pos.	Team	
1	19	Olie Kolzig	G	Tri-City (WHL)
2	35	Byron Dafeo	G	Portland (WHL)
3	59	Jim Mathieson	D	Regina (WHL)
4	61	Jason Woolley	D	Michigan State (CCHA)
5	82	Trent Klatt	C	Osseo (USHS)
6	145	Dave Lorentz	LW	Peterborough (OHL)
7	166	Dean Holoien	D	Saskatoon (WHL)
8	187	Victor Gervais	C	Seattle (WHL)
9	208	Jiri Vykoukal	D	DS Olomouc (Czech)
10	229	Andrei Sidorov	RW	Sokol-Kiev (Russia)
12	250	Ken House	C	Miami (CCHA)

1988 (JUNE 11)

Rd. No.	Player	Pos.	Team	
1	15	Reggie Savage	C	Victoriaville (QMJHL)
2	36	Tim Taylor	C	London (OHL)
3	41	Wade Bartley	D	Dauphin (Jr. A)
4	57	Duane Derksen	G	Winkler (Jr. A)
5	78	Rob Krauss	D	Lethbridge (WHL)
6	120	Dmitri Khristich	LW	Sokol-Kiev (Russia)
7	141	Keith Jones	RW	Niagara Falls (Jr. B)
8	144	Brad Schlegel	D	London (OHL)
9	162	Todd Hilditch	D	Penticon Tier II (Jr. B)
10	183	Petr Pavlas	D	Dukla Trencin (Czech)
11	192	Mark Sorensen	D	Michigan (CCHA)
12	204	Claudio Scremin	D	Maine (HE)
13	225	Chris Venkus	RW	Western Michigan (CCHA)
14	246	Ron Pascucci	D	Belmont Hill (HS)

1987 (JUNE 13)

Rd. No.	Player	Pos.	Team
2	36	Jeff Ballantyne	D Ottawa (OHL)
3	57	Steve Maltais	LW Cornwall (OHL)
4	78	Tyler Larter	C Sault Ste. Marie (OHL)
5	99	Pat Beauchesne	D Moose Jaw (WHL)
6	120	Rich Defreitas	D St. Mark's (HS)
7	141	Devon Oleniuk	D Kamloops (WHL)
8	162	Thomas Sjogren	RW Vastra Frolunda (Swe.)
10	204	Chris Clarke	D Pembroke (OPJHL)
11	225	Milos Vanik	C EHC Freiburg (Germany)
12	240	Dan Brettschneider	RW Burnsville (HS)
12	246	Ryan Kumm	D RPI (ECAC)

1986 (JUNE 21)

Rd. No.	Player	Pos.	Team	
1	19	Jeff Greenlaw	LW	Canadian Nat'l Team
2	40	Steve Seftel	LW	Kingston (OHL)
3	60	Shawn Simpson	G	Sault Ste. Marie (OHL)
3	61	Jim Hrivnak	G	Merrimack (NCAA)
4	82	Erin Ginnell	C	Calgary (WHL)
5	103	John Purves	RW	Hamilton (OHL)
6	124	Stefan Nilsson	C	Lulea (Sweden)
7	145	Peter Choma	RW	Belleville (OHL)
8	166	Lee Davidson	C	Penticon (Jr. A)
9	187	Tero Toivola	RW	Tappara (Finland)
10	208	Bob Babcock	D	Sault Ste. Marie (OHL)
11	229	John Schratz	D	Amherst (OPJHL)
12	250	Scott McCrory	C	Oshawa (OHL)

1985 (JUNE 15)

Rd. No.	Player	Pos.	Team	
1	19	Yvon Corriveau	LW	Toronto (OHL)
2	40	John Druce	RW	Peterborough (OHL)
3	61	Rob Murray	C	Peterborough (OHL)
4	82	Bill Houlder	D	North Bay (OHL)
4	83	Larry Shaw	D	Peterborough (OHL)
5	103	Claude Dumas	C	Granby (QMJHL)
6	124	Doug Stromback	RW	Kitchner (OHL)
7	145	Jamie Nadjiwan	LW	Sudbury (OHL)
8	166	Mark Haarmonn	D	Oshawa (OHL)
9	187	Steve Hollett	C	Sault Ste. Marie (OHL)
10	208	Dallas Eakins	D	Peterborough (OHL)
11	229	Steve Hryniewicz	LW	Ottawa (OHL)
12	250	Frank DiMuzzo	LW	Belleville (OHL)

1984 (JUNE 9)

Rd. No.	Player	Pos.	Team	
1	17	Kevin Hatcher	D	North Bay (OHL)
2	34	Steve Leach	RW	Matignon (HS)
3	59	Michal Pivonka	C	Poldi Kladno (Czech)
4	80	Kris King	C	Peterborough (OHL)
6	122	Vito Cramarossa	RW	Toronto (OHL)
7	143	Timo Iljima	C	Karpat (Finland)
8	164	Frank Joo	D	Regina (WHL)
9	185	Jim Thomson	RW	Toronto (OHL)
10	205	Paul Cavallini	D	Henry Carr (HS)
11	225	Mikhail Tatarinov	D	Sokol Kiev (USSR)
12	246	Per Schedrin	D	Brynäs (Sweden)

1983 (JUNE 8)

Rd. No.	Player	Pos.	Team
4	75	Tim Bergland	C Lincoln (HS)
5	95	Martin Bouliane	C Granby (QMJHL)
7	135	Dwayne Hutton	LW Kelowna (WHL)
8	155	Marty Abrams	G Pembroke (CJHL)
9	175	Dave Cowan	C Washburn (HS)
10	195	Yves Beaudoin	D Shawinigan (QMJHL)
11	215	Alain Raymond	G Trois-Rivieres (QMJHL)
11	216	Anders Huss	C Brynäs (Sweden)

1982 (JUNE 9)

Rd. No.	Player	Pos.	Team	
1	5	Scott Stevens	D	Kitchener (OHL)
3	58	Milan Novy	C	Poldi Kladno (Czech)
5	89	Dean Evason	C	Kamloops (WHL)
6	110	Ed Kastelic	RW	London (OHL)
8	152	Wally Schreiber	RW	Regina (WHL)
9	173	Jamie Reeves	G	Saskatoon (WHL)
10	194	Juha Numi	C	Tappara (Finland)
11	215	Wayne Prestage	C	Seattle (WHL)
12	236	Jon Holden	G	Peterborough (OHL)
12	247	Marco Kallas	C	St. Louis (Jr. B)

1981 (JUNE 10)

Rd. No.	Player	Pos.	Team	
1	3	Bob Carpenter	C	St. John's (HS)
3	45	Eric Calder	D	Cornwall (QMJHL)
4	68	Tony Kellin	D	Grand Rapids (HS)
5	89	Mike Siltala	RW	Kingston (OHL)
5	91	Peter Sidorkiewicz	G	Oshawa (OHL)
6	110	Jim McGeough	C	Billings (WHL)
7	131	Risto Jalo	C	Ilves (Finland)
8	152	Gaetan Duchesne	LW	Quebec (QMJHL)
9	173	George White	LW	New Hampshire (ECAC)
10	194	Chris Valentine	RW	Sorel (QMJHL)

1980 (JUNE 11)

Rd. No.	Player	Pos.	Team	
1	5	Darren Veitch	D	Regina (WHL)
3	47	Dan Miele	RW	Providence (ECAC)
3	55	Torrie Robertson	LW	Victoria (WHL)
5	89	Timo Blomqvist	D	Jokerit (Finland)
6	110	Todd Bidner	LW	Toronto (OHA)
7	131	Frank Perkins	RW	Sudbury (OHA)
8	152	Bruce Raboin	D	Providence (ECAC)
9	173	Peter Andersson	D	Timrå IK (Sweden)
10	194	Tony Camazzola	D	Brandon (WHL)

1979 (AUGUST 9)

Rd. No.	Player	Pos.	Team	
1	4	Mike Gartner	RW	Cincinnati (WHA)
2	24	Errol Rausse	LW	Seattle (WHL)
4	67	Harvie Pocza	LW	Billings (WHL)
5	88	Tim Tookey	C	Portland (WHL)
6	109	Greg Theberge	D	Peterborough (OHA)

All-Time Draft Selections

1978 (JUNE 15)

Rd. No.	Player	Pos.	Team
1 2	Ryan Walter	C	Seattle (WCHL)
1 18	Tim Coulis	LW	Hamilton (OHA)
2 20	Paul Mulvey	LW	Portland (WCHL)
2 23	Paul MacKinnon	D	Peterborough (OHA)
3 38	Glen Currie	C	Laval (QMJHL)
3 45	Jay Johnston	D	Hamilton (OHA)
4 55	Bengt Gustafsson	LW	Farjestads (Sweden)
5 71	Lou Franceschetti	LW	Niagara Falls (OHA)
6 88	Vince Magnan	LW	Denver (WCHA)
7 105	Mats Hallin	LW	Farjestads (Sweden)
8 122	Richard Sirois	G	Milwaukee (IHL)
9 139	Denis Pomerleau	RW	Trois-Rivieres (QMJHL)
10 156	Barry Heard	G	London (OHA)
11 172	Mark Toffolo	D	Port Huron (IHL)
12 187	Paul Hogan	LW	Regina (WCHL)
12 189	Steve Barger	LW	Boston College (ECAC)
13 202	Rod Pacholsuk	D	Michigan (CCHA)
14 213	Wes Jarvis	C	Windsor (OHA)
14 215	Ray Irwin	D	Oshawa (OHA)

1977 (JUNE 14)

Rd. No.	Player	Pos.	Team
1 3	Robert Picard	D	Montreal (QMJHL)
2 21	Mark Lofthouse	RW	New Westminster (WCHL)
3 39	Eddy Godin	RW	Quebec (QMJHL)
4 57	Nelson Burton	LW	Quebec (QMJHL)
5 75	Denis Turcotte	C	Quebec (QMJHL)
6 93	Perry Schnarr	RW	Denver (WCHA)
7 111	Rollie Boutin	G	Lethbridge (WCHL)
8 127	Brent Tremblay	D	Trois-Rivieres (QMJHL)
9 143	Don Micheletti	LW	Minnesota (WCHA)
10 165	Archie Henderson	RW	Victoria (WCHL)

1976 (JUNE 1)

Rd. No.	Player	Pos.	Team
1 1	Rick Green	D	London (OHA)
1 15	Greg Carroll	C	Medicine Hat (WCHL)
3 37	Tom Rowe	RW	London (OHA)
4 55	Al Glendinning	D	Calgary (WCHL)
5 73	Doug Patey	RW	Sault Ste. Marie (OHA)
6 91	Jim Bedard	G	Sudbury (OHA)
7 100	Don Wilson	D	St. Catherines (OHA)
7 109	Dale Rideout	G	Sudbury (OHA)
8 119	Al Dumba	RW	Regina (WCHL)

1975 (JUNE 3)

Rd. No.	Player	Pos.	Team
1 18	Alex Forsyth	C	Kingston (OHA)
2 19	Peter Scamurra	D	Peterborough (OHA)
3 55	Blair MacKasey	D	Montreal (QMJHL)
4 73	Craig Crawford	LW	Toronto (OHA)
5 91	Roger Swanson	G	Flin Flon (WCHL)
6 109	Clark Jantzie	LW	U. of Alberta (CIAU)
7 127	Mike Fryia	LW	Peterborough (OHA)
8 144	Jim Ofrim	C	U. of Alberta (CIAU)
9 161	Malcolm Zinger	RW	Kamloops (WCHL)

1974 (MAY 28-30)

Rd. No.	Player	Pos.	Team
1 1	Greg Joly	D	Regina (WCHL)
2 19	Mike Marson	LW	Sudbury (OHA)
3 37	John Paddock	RW	Brandon (WCHL)
4 55	Paul Nicholson	LW	London (OHA)
5 73	Jack Patterson	LW	Kamloops (WCHL)
6 91	Brian Kinsella	C	Oshawa (OHA)
7 109	Garth Malarchuk	G	Calgary (WCHL)
8 127	John Nazur	LW	Cornwall (QMJHL)
9 144	Kelvin Erickson	G	Calgary (WCHL)
10 161	Tony White	LW	Kitchner (OHA)
11 176	Ron Pronchuk	D	Brandon (WCHL)
12 190	Dave McKee	LW	Oshawa (OHA)
13 202	Scott Mabley	D	Sault Ste. Marie (OHA)
14 212	Bernard Plante	LW	Trois-Rivieres (QMJHL)
15 220	Jacques Chaisson	RW	Drummondville (QMJHL)
16 225	Bill Bell	LW	Regina (WCHL)
17 228	Bob Blanchet	G	Kitchner (OHA)
18 231	John Bower, Jr.	D	Downsview (OPJHL)
19 234	Yves Plouffe	D	Sorel (QMJHL)
20 237	Terry Bozack	D	Pembroke (CJHL)
21 240	Gord Cole	LW	Brandon (WCHL)
22 242	Mike Cosentino	C	Hamilton (OHA)
23 244	John Duncan	D	Cornwall (QMJHL)
24 246	Barry Kerfoot	RW	Smith Falls (CJHL)
25 247	Ron Poole	C	Kamloops (WCHL)

1974 EXPANSION DRAFT (JUNE 12)

No.	Player	Pos.	Team Selected From
2	Ron Low	G	Toronto
4	Michel Bellhumeur	G	Philadelphia
6	Dave Kryskow	LW	Chicago
8	Yvon Labre	D	Pittsburgh
10	Pete Laframboise	C	California
12	Bob Gryp	LW	Boston
14	Gord Smith	D	Los Angeles
16	Steve Atkinson	RW	Buffalo
18	Bruce Cowick	LW	Philadelphia
20	Denis Dupere	LW	Toronto
22	Joe Lundrigan	D	Toronto
24	Randy Wyrozub	C	Buffalo
26	Mike Bloom	LW	Boston
28	Gord Brooks	RW	St. Louis
30	Bob Collyard	C	St. Louis
32	Bill Mikkelsen	D	NY Islanders
34	Ron Anderson	RW	Boston
36	Mike Lampman	LW	Vancouver
38	Lew Morrison	RW	Atlanta
40	Steve West	C	Minnesota
42	Larry Bolonchuk	D	Vancouver
44	Murray Anderson	D	Minnesota
46	Larry Fullan	LW	Montreal
48	Jack Egers	RW	NY Rangers

All-Time Transactions

DATE	TRANSACTION
June 12, 1974	Caps claimed Jim Hrycuik from Hershey (AHL) in Intra-League Draft.
June 20, 1974	Caps acquired Doug Mohns from Atlanta for cash.
July 22, 1974	Caps acquired Tommy Williams from Boston for cash.
July 28, 1974	Caps acquired Bill Lesuk from Los Angeles for cash.
July 29, 1974	Caps acquired Andre Peloffy from NY Rangers for cash.
October 1, 1974	Caps signed Bernie Wolfe .
October 29, 1974	Caps claimed Rod Seiling off waivers from NY Rangers.
November 2, 1974	Caps acquired Willie Brossart and Tim Ecclestone from Toronto for Rod Seiling .
November 2, 1974	Caps traded Tim Ecclestone to Atlanta for cash.
December 14, 1974	Caps acquired Ron LaLonde from Pittsburgh for Lew Morrison .
December 20, 1974	Caps signed Bill Riley to a five-game tryout contract.
January 21, 1975	Caps acquired Ron Jones from Pittsburgh for Pete Laframboise.
February 8, 1975	Caps acquired Jack Lynch from Detroit for Dave Kryskow .
February 10, 1975	Caps acquired Garnet Bailey and Stan Gilbertson from St. Louis for Denis Dupere .
February 28, 1975	Caps acquired Nelson Pyatt from Detroit for a 3rd round pick (Allen Cameron) in the 1975 Amateur Draft.
March 3, 1975	Caps traded Bill Mikkelsen to Los Angeles for cash.
March 9, 1975	Caps acquired Blair Stewart from Detroit for Mike Bloom .
May 21, 1975	Caps released Bruce Cowick on waivers to St. Louis.
June 4, 1975	Caps acquired Bill Clement , Don Maclean , and a 1st round pick in the 1975 Amateur Draft (Alex Forsythe) from Philadelphia for a 1st round pick in the 1975 Amateur Draft (Mel Bridgman).
June 17, 1975	Caps claimed Hartland Monahan from NY Rangers in Intra-League Draft.
October, 1975	Caps signed Brian Stapleton to a three-game tryout contract.
December 15, 1975	Caps acquired Bob Sirois from Philadelphia for future considerations (John Paddock).
December 16, 1975	Caps acquired Harvey Bennett from Pittsburgh for Stan Gilbertson .
January 22, 1976	Caps acquired Gerry Meahan , Jean Lemieux , and Buffalo's 1st round pick in the 1976 Entry Draft (previously acquired, Gregg Carroll) from Atlanta for Bill Clement .
February 23, 1976	Caps acquired Rich Nantais and Alain Langlois from New Haven (AHL) for Ron H. Anderson and Bob Gryp .
March 1, 1976	Caps signed Rick Bragnalo .
September 1, 1976	Caps signed Guy Charron .
September 27, 1976	Caps traded Blair MacKasey to Toronto for cash.
October 5, 1976	Caps signed Gord Lane .
October 10, 1976	Caps signed Steve Self .
November 24, 1976	Caps traded Harvey Bennett to Philadelphia for cash.
November 30, 1976	Caps acquired Bryan Watson from Detroit for Greg Joly .
December 4, 1976	Caps acquired Bill Collins from Philadelphia for cash.
January 19, 1977	Caps signed Bill Riley .
February 1, 1977	Caps signed Craig Patrick .
March 3, 1977	Caps acquired Roger Crozier from Buffalo for cash.
May 29, 1977	Caps claimed Doug Gibson off waivers from Boston.
August 17, 1977	Caps acquired Walt McKechnie , a 3rd round pick in the 1978 Amateur Draft (Jay Johnston), and a 2nd round pick in the 1979 Amateur Draft (Errol Rousse) from Detroit for the rights to Ron Low and a 3rd round pick (Borris Fistic) in the 1979 Amateur Draft.
September 3, 1977	Caps signed Gary Smith .
October 1, 1977	Caps acquired Don Awrey from Pittsburgh for Bob Paradise .
October 17, 1977	Caps traded Hartland Monahan to Pittsburgh for a 1st round pick (later traded) in the 1979 Entry Draft.
December 9, 1977	Caps acquired Bob Girard and a 2nd round pick in the 1978 Amateur Draft (Paul McKinnon) from Cleveland for Walt McKechnie .
February 19, 1978	Caps traded Gary Smith to Minnesota for cash.
June 10, 1978	Caps signed Rolf Edberg .
June 10, 1978	Caps signed Leif Svensson .
September 21, 1978	Caps signed Greg Carroll .
October 9, 1978	Caps claimed Pierre Bouchard from Montreal in Waiver Draft.
October 18, 1978	Caps acquired Dennis Maruk from Minnesota for Pittsburgh's 1st round pick in the 1979 Entry Draft (previously acquired, Tom McCarthy).
October 19, 1978	Caps acquired Michel Bergeron from the NY Islanders for a 2nd round pick (Tomas Jonsson) in the 1979 Amateur Draft.
December 4, 1978	Caps signed Gary Rissling .
December 19, 1978	Caps signed Gary Inness .
January 6, 1979	Caps released Greg Carroll on waivers to Detroit.
January 15, 1979	Caps claimed Greg Polis off waivers from NY Rangers.
February 7, 1979	Caps signed Dennis Hextall .
March 12, 1979	Caps acquired Chuck Arnason from Minnesota for future considerations.
April 24, 1979	Caps traded Chuck Arnason to Minnesota for cash.
June 9, 1979	Caps reclaimed Paul MacKinnon from Winnipeg prior to Expansion Draft.
June 9, 1979	Caps claimed Bengt Gustafsson from Edmonton (WHL) prior to Expansion Draft.
June 11, 1979	Caps acquired Steve Clippingdale from Los Angeles for Mike Marson .
June 13, 1979	Caps lost Doug Patey to Edmonton in Expansion Draft.
June 13, 1979	Caps lost Gord Smith to Winnipeg in Expansion Draft.
June 13, 1979	Caps lost Bill Riley to Winnipeg in Expansion Draft.
June 13, 1979	Caps lost Blair Stewart to Quebec in Expansion Draft.
June 13, 1979	Caps claimed Eddy Godin as a fill in during Expansion Draft.
June 13, 1979	Caps claimed Bob Girard as a fill in during Expansion Draft.
June 15, 1979	Caps acquired Dave Parro from Quebec for Nelson Burton .
August 12, 1979	Caps signed Tony Cassolato .
August 16, 1979	Caps acquired Wayne Stephenson from Philadelphia for a 3rd round pick in the 1981 Entry Draft (Barry Tabobondung).

All-Time Transactions

DATE	TRANSACTION
September 16, 1979	Caps signed Antero Lehtonen .
October 9, 1979	Caps signed Claude Noel .
November 9, 1979	Caps signed Jim McTaggart .
December 7, 1979	Caps acquired Mike Kaszycki from NY Islanders for Gord Lane .
January 17, 1980	Caps acquired Al Hangsleben from Hartford for Tom Rowe .
February 16, 1980	Caps acquired Pat Ribble from Toronto for Mike Kaszycki .
June 5, 1980	Caps signed Howard Walker .
June 11, 1980	Caps acquired Mike Palmateer and Toronto's 3rd round pick in the 1980 Entry Draft (Torrie Robertson) from Toronto for Tim Coulis , Robert Picard and a 2nd round pick in the 1980 Entry Draft (Bob McGill).
July 1, 1980	Caps acquired Jean Pronovost from Calgary for cash.
August 21, 1980	Caps acquired Bob Kelly from Philadelphia for a 3rd round pick in the 1982 Entry Draft (Bill Campbell).
October 6, 1980	Caps signed Dennis Ververgaert .
November 7, 1980	Caps claimed Rick Smith off waivers from Detroit.
December 26, 1980	Caps acquired Dwayne Lowdermilk from NY Islanders for future considerations.
January 2, 1981	Caps acquired a 5th round pick in the 1981 Entry Draft (Peter Sidorkiewicz) from Pittsburgh for Gary Rissling .
June 5, 1981	Caps signed Roland Stoltz .
July 23, 1981	Caps acquired Al Jensen from Detroit for Mark Lofthouse .
September 4, 1981	Caps signed Orest Kindrachuk .
September 4, 1981	Caps transferred Paul Mulvey to Pittsburgh as compensation for Caps' signing of Orest Kindrachuk .
October 5, 1981	Caps claimed Terry Murray off waivers from Philadelphia.
November 25, 1981	Caps acquired Bobby Gould and Randy Holt from Calgary for Pat Ribble and a 2nd round pick in the 1982 Entry Draft (Todd Francis).
January 31, 1982	Caps signed Tom Rowe .
February 1, 1982	Caps acquired Lee Norwood and a 6th round pick in the 1982 Entry Draft (Mats Kihlstrom) from Quebec for Tim Tookey and a 7th round pick in the 1982 Entry Draft (Daniel Poudrier).
March 9, 1982	Caps acquired Doug Hicks from Edmonton for Todd Bidner .
June 9, 1982	Caps acquired Ken Houston and Pat Riffin from Calgary for Howard Walker , George White , a 6th round pick in the 1982 Entry Draft (Mats Kihlstrom), a 3rd round pick in the 1983 Entry Draft (Parry Berezan), and a 2nd round pick in the 1984 Entry Draft (Paul Ranheim).
June 9, 1982	Caps acquired Alan Haworth and a 3rd round pick (Milan Novy) in the 1982 Entry Draft from Buffalo for a 2nd round pick (Mike Anderson) and a 4th round pick (Timo Jutila) in the 1982 Entry Draft.
August 4, 1982	Caps acquired Robbie Moore and a 11th round pick in the 1983 Entry Draft (Anders Huss) from Minnesota for Wes Jarvis and Rollie Boutin .
August 28, 1982	Caps acquired Ted Bulley and Dave Hutchinson from Chicago for a 6th round choice in the 1983 Entry Draft (Jari Torkki) and a 5th round pick in the 1984 Entry Draft (Darin Sceviour).
September 9, 1982	Caps traded Mike Palmateer to Toronto for cash.
September 9, 1982	Caps acquired Rod Langway , Craig Laughlin , Doug Jarvis and Brian Engblom from Montreal for Ryan Walter and Rick Green .
October 4, 1982	Caps released Dave Hutchinson in waiver draft to New Jersey.
April 5, 1983	Caps signed Bryan Erickson .
June 8, 1983	Caps acquired Dave Christian from Winnipeg for a 1st round pick in the 1983 Entry Draft (Bobby Dollas).
July 5, 1983	Caps acquired a 2nd round pick in the 1984 Entry Draft (Stephen Leach) from Minnesota for Dennis Maruk .
October 3, 1983	Caps acquired Greg C. Adams from Hartford for Torrie Robertson .
October 6, 1983	Caps acquired Dave Shand from Toronto for Lee Norwood .
October 18, 1983	Caps acquired Larry Murphy from Los Angeles for Brian Engblom and Ken Houston .
November 17, 1983	Caps claimed Gary McAdam off waivers from New Jersey.
January 18, 1984	Caps traded rights to Gary McAdam to New Jersey for cash.
February 21, 1984	Caps signed Bob Mason .
February 21, 1984	Caps signed Gary Sampson .
March 6, 1984	Caps acquired a 4th round pick in the 1985 Entry Draft (Larry Shaw) from Edmonton for Risto Jalo .
March 29, 1984	Caps signed Andre Hidi .
July 11, 1984	Caps signed Marc Chorney .
July 17, 1984	Caps signed Paul Gardner .
August 7, 1984	Caps signed Mike McEwen .
August 17, 1984	Caps signed Graeme Nicolson .
March 12, 1985	Caps acquired Mark Taylor from Pittsburgh for Jim McGeough .
March 12, 1985	Caps acquired David Jensen from Hartford for Dean Evason and Peter Sidorkiewicz .
June 25, 1985	Caps signed Grant Jennings .
August 6, 1985	Caps signed Grant Martin .
September 9, 1985	Caps acquired Daryl Evans from Los Angeles for Glen Currie .
October 7, 1985	Caps claimed Dwight Schofield in Waiver Draft from St. Louis.
October 31, 1985	Caps acquired Bruce Shoenbottom from Los Angeles for Bryan Erickson .
November 14, 1985	Caps acquired Pete Peeters from Boston for Pat Riffin .
December 6, 1985	Caps acquired Jorgen Petterson from Hartford for Doug Jarvis .
March 10, 1986	Caps acquired John Barrett and Greg Smith from Detroit for Darren Veitch .
March 10, 1986	Caps acquired a 3rd round pick in the 1986 Entry Draft (Shawn Simpson) from Quebec for Peter Andersson .
October 6, 1986	Caps claimed John Blum in Waiver Draft from Boston.
October 8, 1986	Caps traded Dwight Schofield to Pittsburgh for cash.
January 1, 1987	Caps acquired Bob Crawford , Kelly Miller and Mike Ridley from NY Rangers for Bob Carpenter and a 2nd round pick in the 1989 Entry Draft (Jason Prosofsky).
February 14, 1987	Caps acquired Garry Galley from Los Angeles for Al Jensen .

All-Time Transactions

DATE	TRANSACTION
May 22, 1987	Caps signed Robin Bawa .
June 1, 1987	Caps acquired a 7th round pick in the 1988 Entry Draft (Brad Schlegel) from Boston for John Blum .
June 13, 1987	Caps acquired Clint Malarchuk and Dale Hunter from Quebec for Gaetan Duchesne , Alan Haworth and a 1st round pick in the 1987 Entry Draft (Joe Sakic).
August 27, 1987	Caps acquired Peter Sundstrom from NY Rangers for a 5th round pick (Martin Bergeron) in the 1988 Entry Draft.
October 9, 1987	Caps signed Mike Richard .
December 11, 1987	Caps acquired Montreal's 2nd round pick in the 1988 Entry Draft (previously acquired, Wade Bartley) from St. Louis for Paul Cavallini .
February 9, 1988	Caps acquired Grant Ledyard from Los Angeles for Craig Laughlin .
February 22, 1988	Caps traded John Barrett to Minnesota for future considerations.
March 1, 1988	Caps signed Chris Felix .
June 6, 1988	Caps signed Shawn Cronin .
July 6, 1988	Caps acquired Neil Sheehy and Mike Millar from Hartford for Grant Jennings and Ed Kastelic .
July 22, 1988	Caps acquired the rights to Geoff Courtnall from Edmonton for Greg C. Adams .
October 19, 1988	Caps acquired Rob Whistle from St. Louis for a 6th round pick in the 1989 Entry Draft (Derek Frenette).
November 1, 1988	Caps acquired Don Beaupre from Minnesota for Claudio Scremin .
January 23, 1989	Caps acquired Kent Carlson from Winnipeg for future considerations.
February 28, 1989	Caps signed Doug Wickenheiser .
March 6, 1989	Caps acquired Scot Kleinendorst from Hartford for Jim Thompson .
March 7, 1989	Caps acquired Calle Johansson and a 2nd round pick in the 1989 Entry Draft (Byron Dafoe) from Buffalo for Clint Malarchuk , Grant Ledyard and a 6th round pick in the 1989 Entry Draft (Brian Holzinger).
March 7, 1989	Caps acquired Dino Ciccarelli and Bob Rouse from Minnesota for Mike Gartner and Larry Murphy .
June 1, 1989	Caps acquired Mark Ferner from Buffalo for Scott McCrory .
June 17, 1989	Caps acquired Bob Mason from Quebec for future considerations.
June 17, 1989	Caps acquired Alan May from Los Angeles for a 5th round pick in the 1989 Entry Draft (Thomas Newman).
June 19, 1989	Caps acquired a 10th round pick in the 1991 Entry Draft (Rob Leask) from New Jersey for Peter Sundstrom .
June 29, 1989	Caps acquired a 5th round pick in the 1990 Entry Draft (Mark Ouimet) from Toronto for Lou Franschetti .
July 25, 1989	Caps signed Brian Tutt .
August 21, 1989	Caps signed Kent Paynter .
September 28, 1989	Caps acquired Alain G. Cote from Boston for Bobby Gould .
October 2, 1989	Caps claimed Nick Kypreos in Waiver Draft from Philadelphia.
October 2, 1989	Caps acquired Alfie Turcotte from Boston for Mike Millar .
December 13, 1989	Caps acquired Bob Joyce from Boston for Dave Christian .
January 5, 1990	Caps acquired John Tucker from Buffalo for future considerations.
March 6, 1990	Caps acquired Mike Liut from Hartford for Yvon Corriveau .
June 22, 1990	Caps acquired Marc Deschamps from Montreal for Alain G. Cote .
July 3, 1990	Caps traded John Tucker to Buffalo for cash.
July 3, 1990	Caps signed Ken Lovsin .
July 13, 1990	Caps acquired Peter Zezel and Mike Lalor from St. Louis for Geoff Courtnall .
July 16, 1990	Caps lost restricted free agent Scott Stevens to St. Louis in exchange for five 1st round draft picks (1991- Trevor Halverson , 1992- Sergei Gonchar , 1993- Brendan Witt , 1994-traded to Toronto, Eric Fichaud , 1995- Mika Elomo).
September 30, 1990	Caps acquired Dave Tippett from Hartford for a 6th round pick in the 1992 Entry Draft (Jarrett Reid).
September 30, 1990	Caps acquired Shawn Anderson from Buffalo for Bill Houlder .
October 1, 1990	Caps released Shawn Anderson on waivers to Quebec.
October 3, 1990	Caps acquired Joel Quenneville from Hartford for cash.
January 16, 1991	Caps acquired Al Iafrate from Toronto for Peter Zezel and Bob Rouse .
January 24, 1991	Caps acquired Paul Fenton and John Kordic from Toronto for a 5th round pick in the 1991 Entry Draft (Alexei Kuashov).
January 24, 1991	Caps acquired Ken Sabourin from Calgary for Paul Fenton .
March 5, 1991	Caps acquired Bobby Reynolds from Toronto for Rob Mendel .
May 21, 1991	Caps acquired Craig Duncanson , Brent Hughes and Simon Wheeldon from Winnipeg for Bob Joyce , Tyler Larter and Kent Paynter .
May 30, 1991	Caps lost Rob Murray to Minnesota in Expansion Draft.
June 21, 1991	Caps acquired Shawn Chambers from Minnesota for Steve Maltais and Trent Klatt .
June 21, 1991	Caps acquired Randy Burridge from Boston for Stephen Leach .
June 22, 1991	Caps acquired Toronto's 2nd round pick in the 1991 Entry Draft (previously acquired, Eric Lavigne) from Quebec for Mikhail Tatarinov .
July 31, 1991	Caps traded Robin Bawa to Vancouver for cash.
September 8, 1991	Caps acquired Sylvain Cote from Hartford for a 2nd round pick in the 1992 Entry Draft (Andrei Nikolishin).
October 23, 1991	Caps acquired Shawn Anderson from Winnipeg for future considerations.
February 24, 1992	Caps acquired John Byce and Dennis Smith from Boston for Brent Hughes and future considerations.
February 27, 1992	Caps traded Mark Ferner to Toronto for future considerations.
March 2, 1992	Caps acquired Paul MacDermid from Winnipeg for Mike Lalor .
June 15, 1992	Caps acquired Mark Hunter and future considerations (Yvon Corriveau) from Hartford for Nick Kypreos .
June 16, 1992	Caps signed Steve Weeks .
June 18, 1992	Caps lost Shawn Chambers to Tampa Bay in Expansion Draft.
June 18, 1992	Caps lost Tim Bergland to Tampa Bay in Expansion Draft.
June 20, 1992	Caps acquired Kevin Miller from Detroit for Dino Ciccarelli .
June 30, 1992	Caps signed Bob Carpenter .
August 13, 1992	Caps traded Steve Weeks to Ottawa for future considerations.
October 1, 1992	Caps acquired Pat Elynuik from Winnipeg for John Druce and Toronto's 4th round pick in the 1993 Entry Draft (previously acquired).
October 4, 1992	Caps released Yvon Corriveau on waivers to San Jose.
November 2, 1992	Caps acquired Paul Cavallini from St. Louis for Kevin Miller .
December 16, 1992	Caps traded Ken Sabourin to Calgary for future considerations.

All-Time Transactions

DATE	TRANSACTION
January 23, 1993	Caps acquired Eric Murano from Vancouver for Tim Taylor.
March 22, 1993	Caps acquired Rick Tabaracci from Winnipeg for Jim Hrivnak and a 2nd round pick in the 1993 Entry Draft (Alexei Budayev).
June 15, 1993	Caps acquired Kevin Kaminski from Quebec for Mark Matier .
June 20, 1993	Caps acquired Mike Hough from Quebec for Reggie Savage and Paul MacDermid .
June 20, 1993	Caps traded Paul Cavallini to Dallas for future considerations (Enrico Ciccone , June 25, 1993).
June 24, 1993	Caps lost Mike Hough to Florida in Expansion Draft.
June 26, 1993	Caps acquired Craig Berube from Calgary for a 5th round pick in the 1993 Entry Draft (Darryl Lafrance).
June 26, 1993	Caps acquired a 7th round pick in the 1993 Entry Draft (Andrew Brunette) from Calgary for Brad Schlegel .
July 27, 1993	Caps signed Keith Acton .
August 3, 1993	Caps signed Dave Poulin .
August 5, 1993	Caps signed Todd Nelson .
October 21, 1993	Caps signed Brian Curran .
October 22, 1993	Caps traded Pat Elynuik to Tampa Bay for future considerations.
October 22, 1993	Caps released Keith Acton on waivers to the NY Islanders.
March 19, 1994	Caps claimed Tim Bergland off waivers from Tampa Bay.
March 21, 1994	Caps acquired Jim Johnson from Dallas for Alan May and a 7th round pick in the 1995 Entry Draft (Jeff Dewar).
March 21, 1994	Caps acquired Joe Reekie from Tampa Bay for Enrico Ciccone , a 3rd round pick in the 1994 Entry Draft (later traded to Anaheim, Craig Reichert) and future considerations.
March 21, 1994	Caps acquired Joe Juneau from Boston for Al Iafrate .
June 28, 1994	Caps acquired Rob Pearson and Philadelphia's 1st round pick (previously acquired, Nolan Baumgartner) in the 1994 Entry Draft from Toronto for Mike Ridley and St. Louis' 1st round pick in the 1994 Entry Draft (previously acquired, Eric Fichaud).
January 18, 1995	Caps acquired a 5th round pick (Benoit Gratton) in the 1995 Entry Draft from Ottawa for Don Beaupre .
January 18, 1995	Caps acquired Mark Tinordi and Rick Mrozik from Dallas for Kevin Hatcher .
February 4, 1995	Caps signed Steve Poapst .
February 10, 1995	Caps acquired Warren Rychel from Los Angeles for Randy Burridge .
February 10, 1995	Caps acquired a 4th round pick in the 1995 Entry Draft (Sebastien Charpentier) from Toronto for Warren Rychel .
April 7, 1995	Caps acquired a 5th round pick in the 1995 Entry Draft (Joel Cort) from Calgary for Rick Tabaracci .
April 7, 1995	Caps acquired Mike Eagles and Igor Ulanov from Winnipeg for 3rd (later traded to Dallas, Sergei Gusev) and 5th round picks (Brian Elder) in the 1995 Entry Draft.
July 8, 1995	Caps acquired a 1st round pick (Alexander Volchkov) and a 4th round pick (Justin Davis) in the 1996 Entry Draft from Los Angeles for Dmitri Khristich and Byron Dafeo .
July 12, 1995	Caps acquired Philadelphia's 3rd round pick in the 1996 Entry Draft (previously acquired, Shawn McNeil) from Colorado for John Slaney .
July 14, 1995	Caps acquired Mike Torchia from Dallas for cash.
September 8, 1995	Caps signed Frank Bialowas .
September 25, 1995	Caps signed Ron Tugnutt .
October 17, 1995	Caps acquired a 3rd round pick in the 1996 Entry Draft (Dave Weninger) from Chicago for Igor Ulanov .
November 16, 1995	Caps acquired Eric Charron from Tampa Bay for a 7th round pick in the 1997 Entry Draft (Eero Somervuori).
January 29, 1996	Caps acquired Denis Chasse from St. Louis for Rob Pearson .
February 15, 1996	Caps acquired Stewart Malgunas from Winnipeg for Denis Chasse .
March 8, 1996	Caps acquired Todd Krygier from Anaheim for Mike Torchia .
May 21, 1996	Caps acquired Michel Picard from Ottawa for cash.
July 12, 1996	Caps signed Daniel Laperriere .
July 18, 1996	Caps traded Frank Bialowas to Philadelphia for future considerations.
July 22, 1996	Caps signed Phil Housley .
August 27, 1996	Caps signed Robb Stauber .
November 2, 1996	Caps acquired Curtis Leschyshyn and Chris Simon from Colorado for Keith Jones and a 1st round pick in the 1998 Entry Draft (Scott Parker).
November 9, 1996	Caps acquired Andrei Nikolishin from Hartford for Curtis Leschyshyn .
March 1, 1997	Caps acquired Bill Ranford , Adam Oates and Rick Tocchet from Boston for Jason Allison , Jim Carey , Anson Carter and a 3rd round pick in the 1997 Entry Draft (Lee Goren).
March 17, 1997	Caps signed Ryan Mulhern .
August 20, 1997	Caps signed Mike O'Neill .
August 20, 1997	Caps signed Mark Major .
September 4, 1997	Caps acquired a 7th round pick in the 1998 Entry Draft (Nathan Forster) from Calgary for Eric Charron .
October 1, 1997	Caps signed Jan Benda .
October 10, 1997	Caps acquired a 5th round pick in the 1998 Entry Draft (Erik Wendell) from Chicago for Martin Gendron and a 6th round pick in the 1998 Entry Draft (Jonathan Pelletier).
August 20, 1997	Caps signed Stephane Beauregard .
November 19, 1997	Caps claimed Jeff Toms off waivers from Tampa Bay.
March 9, 1998	Caps acquired Esa Tikkanen from Florida for Dwayne Hay and future considerations.
March 21, 1998	Caps signed Brian Bellows .
March 24, 1998	Caps acquired Jeff Brown from Toronto for Sylvain Cote .
June 18, 1998	Caps acquired a 3rd round pick in the 1998 Entry Draft (Todd Hornung) and a 2nd round pick in the 1999 Entry Draft from Tampa Bay for Bill Ranford .
June 26, 1998	Caps lost Andrew Brunette to Nashville in Expansion Draft.
July 14, 1998	Caps signed Dmitri Mironov .
July 21, 1998	Caps released Phil Housley on waivers to Calgary.
October 15, 1998	Caps acquired James Black from Chicago for a conditional pick (later re-acquired) in the 1999 Entry Draft.
October 16, 1998	Caps acquired Tom Chorske and an 8th round pick (Maxim Orlov) in the 1999 Entry Draft from NY Islanders for a 6th round pick (Bjorn Melin) in the 1999 Entry Draft.
December 28, 1998	Caps acquired Enrico Ciccone from Tampa Bay for cash.
February 3, 1999	Caps acquired Barrie Moore from Edmonton for Brad Church .
March 18, 1999	Caps traded Brad Shaw and a pick in the 1999 Entry Draft to St. Louis for a pick in the 1999 Entry Draft.

All-Time Transactions

DATE	TRANSACTION
March 22, 1999	Caps acquired a 7th round pick and a 9th round pick in the 1999 Entry Draft from Calgary for Tom Chorske .
March 22, 1999	Caps acquired Alexei Tezikov and future considerations from Buffalo for Joe Juneau and a 3rd round pick in the 1999 Entry Draft (Tim Preston).
March 23, 1999	Caps traded Dale Hunter to Colorado for an optional pick in the 1999 or 2000 Entry Draft.
March 23, 1999	Caps traded Craig Berube to Philadelphia for cash.
March 30, 1999	Caps signed Jeff Halpern .
June 21, 1999	Caps acquired Jeff Nelson from Nashville for future considerations.
June 25, 1999	Caps lost Mark Tinordi to Atlanta in Expansion Draft.
July 16, 1999	Caps acquired Craig Billington from Colorado for future considerations.
July 20, 1999	Caps signed Glen Metropolit .
July 21, 1999	Caps signed Ulf Dahlen .
July 27, 1999	Caps signed Joe Sacco .
August 9, 1999	Caps signed Jamie Huscroft .
August 18, 1999	Caps acquired Steve Shirreffs from Calgary for Benoit Gratton .
September 27, 1999	Caps claimed Ken Sutton in Waiver Draft from New Jersey.
October 5, 1999	Caps traded Ken Sutton to New Jersey for future considerations.
January 17, 2000	Caps acquired a 7th round pick in the 2000 Entry Draft (later traded to Los Angeles, Evgeny Federov and a 3rd round pick in the 2001 Entry Draft (later traded to Toronto, Brendan Bell) from Tampa Bay for Jaroslav Svejksky .
January 18, 2000	Caps claimed Terry Yake off waivers from St. Louis.
January 20, 2000	Caps claimed Jim McKenzie off waivers from Anaheim.
February 3, 2000	Caps traded Stewart Malgunas to Nashville for future considerations.
February 4, 2000	Caps traded Alexandre Volchkov to Edmonton for future considerations.
February 10, 2000	Caps claimed Joe Murphy off waivers from Boston.
June 2, 2000	Caps acquired Stephen Peat from Anaheim for a 4th round pick in the 2000 Entry Draft (Jonas Ronnqvist).
June 23, 2000	Caps lost Barrie Moore to Columbus in Expansion Draft.
June 23, 2000	Caps lost Oleg Orekhovsky to Minnesota in Expansion Draft.
June 24, 2000	Caps acquired a 2nd round pick in the 2000 Entry Draft (Matt Pettinger) from Calgary for Miika Elomo .
July 6, 2000	Caps signed Sylvain Cote .
July 7, 2000	Caps signed Craig Berube .
July 21, 2000	Caps acquired Remi Royer from Chicago for Nolan Baumgartner .
July 21, 2000	Caps signed Todd Rohloff .
November 1, 2000	Caps signed Corey Hirsch .
November 29, 2000	Caps acquired Derek Bekar from St. Louis for Mike Peluso .
December 11, 2000	Caps acquired Dmitri Khristich from Toronto for a 3rd round pick in the 2001 Entry Draft (Brendan Bell).
January 11, 2001	Caps traded Craig Berube to NY Islanders for a 9th round pick in the 2001 Entry Draft (Robert Muller).
February 1, 2001	Caps acquired Brantt Myhres from Nashville for future considerations.
March 3, 2001	Caps acquired David Emma from Florida for Remi Royer .
March 13, 2001	Caps acquired Trevor Linden , Dainius Zubrus and a 2nd round pick in the 2001 Entry Draft (later traded to Tampa Bay, Andreas Holmqvist) from Montreal for Jan Bulis , Richard Zednik and a 1st round pick in the 2001 Entry Draft (Alexander Perezhogin).
March 13, 2001	Caps acquired Jason Marshall from Anaheim for Alexei Tezikov and a 4th round pick in the 2001 Entry Draft (Brandon Rogers).
March 13, 2001	Caps acquired Dean Melanson from Philadelphia for Matt Herr .
May 3, 2001	Caps signed Martin Hlinka .
July 11, 2001	Caps acquired Jaromir Jagr and Frantisek Kucera from Pittsburgh for Kris Beech , Ross Lupaschuk , Michal Sivek and future considerations.
August 1, 2001	Caps signed Peter Ferraro .
August 22, 2001	Caps acquired Chris Ferraro from New Jersey for future considerations.
October 20, 2001	Caps claimed Glen Metropolit off waivers from Tampa Bay.
November 10, 2001	Caps acquired a 1st round choice in the 2002 draft and a 3rd round choice in 2003 from Vancouver for Trevor Linden and a 2nd round choice in either 2002 or 2003.
January 8, 2002	Caps signed Colin Forbes .
January 17, 2002	Caps acquired a 4th round choice in the 2002 draft from Chicago for Joe Reekie .
January 29, 2002	Caps claimed Ivan Ciernik off waivers from Ottawa.
February 1, 2002	Caps claimed Trent Whitfield off waivers from NY Rangers.
March 19, 2002	Caps claimed Benoit Hogue off waivers from Boston.
March 19, 2002	Caps acquire Maxime Ouellet and 1st, 2nd and 3rd round choices in the 2002 draft from Philadelphia for Adam Oates .
July 1, 2002	Caps signed Robert Lang .
July 9, 2002	Caps signed Kip Miller and Dwayne Zinger .
September 13, 2002	Caps signed Jason Doig .
October 2, 2002	Caps claimed Alex Henry off waivers from Edmonton.
October 15, 2002	Caps claimed Andreas Salomonsson off waivers from New Jersey.
November 1, 2002	Caps acquired Michael Nylander and a 3rd round choice in 2003 for Andrei Nikolishin and Chris Simon .
December 16, 2002	Caps acquired Josef Boumedienne from Ottawa in exchange for Dean Melanson .
January 15, 2003	Caps claimed Josh Green of waivers from the NY Rangers.
January 15, 2003	Caps acquired Joel Kwiatkowski from Ottawa for future considerations.
March 11, 2003	Caps acquired Sergei Berezin from Chicago for a 4th round choice in the 2004 Entry Draft.
July 1, 2003	Caps acquired Dmitry Yushkevich from Philadelphia in exchange for a 7th round pick in the 2004 Entry Draft.
July 14, 2003	Caps acquired Alexander Riazantsev from Nashville in exchange for Mike Farrell .
July 14, 2003	Caps signed Andrej Podkonicky and Garret Stroshein .
July 18, 2003	Caps signed John Gruden .
August 18, 2003	Caps signed Francois Methot .
September 5, 2003	Caps signed Darcy Verot .
October 3, 2003	Caps claimed Denis Hamel from Ottawa and Brian Willsie from Colorado in the Waiver Draft.

All-Time Transactions

DATE	TRANSACTION
October 5, 2003	Caps traded Denis Hamel to Ottawa for future considerations.
October 5, 2003	Caps lost Glen Metropolit to Ottawa in the Waiver Draft.
October 22, 2003	Caps acquired Bates Battaglia and Jonas Johansson from Colorado for Steve Konowalchuk and a 3rd round selection in the 2004 Entry Draft.
December 20, 2003	Caps signed Colin Forbes .
January 9, 2004	Caps claimed Todd Rohloff off waivers from Columbus.
January 23, 2004	Caps acquired Anson Carter from NY Rangers in exchange for Jaromir Jagr .
February 18, 2004	Caps acquired Brooks Laich and a 2nd round selection in the 2005 Entry Draft (later traded to Colorado- Chris Durand) from Ottawa for Peter Bondra .
February 27, 2004	Caps acquired Tomas Fleischmann and Detroit's 1st round choice in the 2004 Entry Draft (Mike Green) and 4th round choice in the 2006 Entry Draft (Luke Lynes) for Robert Lang .
March 3, 2004	Caps acquired Shaone Morrisonn and 1st (Jeff Schultz) and 2nd round (Michail Yunkov) selections in the 2004 Entry Draft from Boston for Sergei Gonchar .
March 4, 2004	Caps acquired a 2nd round selection in the 2006 Entry Draft (Francois Bouchard) and future considerations from Boston for Michael Nylander .
March 5, 2004	Caps claimed Craig Johnson off waivers from Toronto.
March 5, 2004	Caps claimed Brad Norton off waivers from Los Angeles.
March 8, 2004	Caps acquired Jared Aulin from Los Angeles for Anson Carter .
March 9, 2004	Caps acquired Jakub Klepis from Buffalo for Mike Grier .
March 9, 2004	Caps claimed Jean-Luc Grand-Pierre off waivers from Atlanta.
March 19, 2004	Caps signed Matt Yeats .
April 3, 2004	Caps signed Mel Angelstad .
April 26, 2004	Caps signed Justin Eddy .
August 2, 2004	Caps signed Jeff Paul .
August 24, 2004	Caps signed Louis Robitaille .
August 4, 2005	Caps acquired Chris Clark and a 7th round choice in the 2007 Entry Draft (Andrew Glass) from Calgary for a 7th round choice in the 2006 Entry Draft (Devin Didymete) and a 6th round choice in the 2007 Entry Draft (later traded to Colorado, Jens Hellgren).
August 8, 2005	Caps signed Ben Clymer and Miroslav Zalesak .
August 9, 2005	Caps signed Andrew Cassels and Lawrence Nycholat .
August 10, 2005	Caps signed Mathieu Biron and Ivan Majesky .
August 12, 2005	Caps acquired Bryan Muir from Los Angeles for future considerations.
August 12, 2005	Caps signed Jamie Heward and Boyd Kane .
August 18, 2005	Caps signed Matt Bradley .
August 25, 2005	Caps signed David Steckel .
September 26, 2005	Caps acquired Jeff Friesen from New Jersey for a conditional pick in the 2006 Entry Draft.
October 4, 2005	Caps claimed Brent Johnson off waivers from Vancouver.
November 21, 2005	Caps signed Joey Tenute .
December 2, 2005	Caps acquired a 5th round choice in the 2006 Entry Draft (later traded to NY Rangers, Tomas Zaborsky) from Vancouver for Maxime Ouellet .
December 28, 2005	Caps acquired Colin Forbes from Carolina for Stephen Peat .
February 3, 2006	Caps acquired Doug Doull from Phoenix for Dwayne Zinger .
March 9, 2006	Caps acquired a 2nd round choice in the 2006 Entry Draft (Keith Seabrook) from Anaheim for Jeff Friesen .
March 9, 2006	Caps acquired Kris Beech and a 1st round choice in the 2006 Entry Draft (Semyon Varlamov) from Nashville for Brendan Witt .
March 9, 2006	Caps claimed Rico Fata off waivers from Atlanta.
April 1, 2006	Caps signed Jamie Hunt and Matt Stefanishon .
July 1, 2006	Caps signed Brian Pothier .
July 12, 2006	Caps acquired Richard Zednik from Montreal for a 3rd round pick in the 2007 Entry Draft (Olivier Fortier).
July 14, 2006	Caps signed Donald Brashear , Alexandre Giroux and Chad Wiseman .
July 18, 2006	Caps signed Quintin Laing .
July 21, 2006	Caps signed Peter Vandermeer .
July 25, 2006	Caps signed Trevor Byrne .
July 26, 2006	Caps signed Dean Arsene .
August 8, 2006	Caps signed Timo Helbling and Petr Taticek .
September 14, 2006	Caps signed John Erskine .
February 1, 2007	Caps acquired Milan Jurcina from Boston for a 4th round choice in the 2008 Entry Draft (later traded to Calgary, T.J. Brodie).
February 26, 2007	Caps acquired Andy Hedlund and a 6th round pick in the 2007 Entry Draft (Justin Taylor) from Ottawa for Lawrence Nycholat .
February 26, 2007	Caps acquired a 2nd round pick in the 2007 Entry Draft (Theo Ruth) from the New York Islanders for Richard Zednik .
February 27, 2007	Caps acquired Jiri Novotny and a 1st round pick in the 2007 Entry Draft (later traded to San Jose, Nick Petrecki) from Buffalo for Dainius Zubrus and Timo Helbling .
February 27, 2007	Caps acquired a conditional pick in the 2008 Entry Draft from Los Angeles for Jamie Heward .
March 16, 2007	Caps signed Steve Pinizzotto .
March 17, 2007	Caps signed Sean Collins .
July 1, 2007	Caps signed Tom Poti and Viktor Kozlov .
July 2, 2007	Caps signed Michael Nylander .
July 5, 2007	Caps signed Jame Pollock and Kyle Wilson .
July 9, 2007	Caps signed Joe Motzko .
July 17, 2007	Caps signed Jason Morgan .
November 19, 2008	Caps acquired a 2nd round pick in the 2009 Entry Draft (later traded to Montreal, then Atlanta, Jeremy Morin) from Anaheim for Brian Sutherby .
February 26, 2008	Caps acquired Cristobal Huet from Montreal for a 2nd round pick in the 2009 Entry Draft (later traded to Atlanta, Jeremy Morin).
February 26, 2008	Caps acquired Sergei Fedorov from Columbus for Theo Ruth .
February 26, 2008	Caps acquired Matt Cooke from Vancouver for Matt Pettinger .
February 26, 2008	Caps acquired Alexandre Giroux from Atlanta for Joe Motzko .
March 26, 2008	Caps signed Jay Beagle .
June 20, 2008	Caps acquired a 1st round pick in the 2008 Entry Draft (John Carlson) from Philadelphia for Steve Eminger and a 3rd round pick in the 2008 Entry Draft (Jacob Deserres).
July 1, 2008	Caps signed Jose Theodore .
July 2, 2008	Caps signed Graham Mink and Tyler Sloan .
July 3, 2008	Caps signed Keith Aucoin .

All-Time Transactions

DATE	TRANSACTION
November 28, 2008	Caps signed Bryan Helmer .
December 12, 2008	Caps signed Brett Leonhardt to an amateur tryout contract.
February 6, 2009	Caps claimed Staffan Kronwall off waivers from Toronto.
March 20, 2009	Caps signed Trevor Bruess .
March 25, 2009	Caps signed Zach Miskovic .
May 26, 2009	Caps signed Jake Hauswirth .
June 27, 2009	Caps acquired a 5th round pick (Caleb Herbert) in the 2010 Entry Draft for Sami Lepisto .
July 1, 2009	Caps signed Mike Knuble .
July 10, 2009	Caps signed Brendan Morrison .
July 11, 2009	Caps signed Boyd Kane .
July 17, 2009	Caps traded Keith Seabrook to Calgary for future considerations.
September 30, 2009	Pittsburgh claimed Chris Bourque off waivers.
December 5, 2009	Caps claimed Chris Bourque off waivers from Pittsburgh.
December 28, 2009	Caps acquired Jason Chimera from Columbus for Chris Clark and Milan Jurcina .
March 3, 2010	Caps acquired Scott Walker from Carolina for a 7th round pick in the 2010 Entry Draft (later traded to Philadelphia, Ricard Blidstrand).
March 3, 2010	Caps acquired Eric Belanger from Minnesota for a 2nd round pick in the 2010 Entry Draft (Johan Larsson).
March 3, 2010	Caps acquired Milan Jurcina from Columbus for a conditional draft pick.
March 3, 2010	Caps acquired Joe Corvo from Carolina for Brian Pothier , Oskar Osala and a 2nd round pick in the 2011 Entry Draft (later traded to Calgary, Tyler Wotherspoon).
April 5, 2010	Caps signed Dustin Stevenson .
June 26, 2010	Caps acquired a 4th round pick (Philipp Grubauer) in the 2010 Entry Draft from Toronto for a 4th round pick (Petter Granberg) and a 5th round pick (Daniel Brodin) in 2010.
July 2, 2010	Caps signed Dany Sabourin .
July 7, 2010	Caps signed Brian Fahey and Kyle Greentree .
July 13, 2010	Caps signed Brian Willsie .
July 28, 2010	Caps acquired D.J. King from St. Louis for Stefan Della Rovere .
September 21, 2010	Caps sign Brandon Anderson .
September 27, 2010	Caps signed Matt Hendricks .
October 4, 2010	Caps signed Philipp Grubauer .
November 30, 2010	Caps acquired Scott Hannan from Colorado for Tomas Fleischmann .
December 2, 2010	Caps sign Brett Flemming .
February 26, 2011	Caps claimed Marco Strum off waivers from Los Angeles.
February 28, 2011	Caps acquired Dennis Wideman from Florida for Jake Hauswirth and a third-round pick in the 2011 Entry Draft (Jonathan Racine).
February 28, 2011	Caps acquired Jason Arnott from New Jersey for David Steckel and a 2012 second-round pick.
March 2, 2011	Caps signed Dmitry Orlov .
March 19, 2011	Caps signed Garrett Mitchell .
June 1, 2011	Caps signed Mattias Sjogren .
June 2, 2011	Caps acquired Taylor Steffen from Nashville for a conditional draft pick in the 2013 NHL Entry Draft.
June 24, 2011	Caps acquired Troy Brouwer from Chicago for a 1st round pick in the 2011 Entry Draft (Phillip Danault).
July 1, 2011	Caps signed Jeff Halpern .
July 1, 2011	Caps signed Ryan Potulny .
July 1, 2011	Caps acquired a 1st round pick in the 2012 Entry Draft (Filip Forsberg) and Boston's 2nd round pick in the 2012 Entry Draft (traded to Dallas; Mike Winther) from Colorado for Semyon Varlamov .
July 1, 2011	Caps signed Joel Ward .
July 1, 2011	Caps signed Roman Hamrlik .
July 2, 2011	Caps signed Tomas Vokoun .
July 2, 2011	Caps signed Chris Bourque .
July 4, 2011	Caps signed Danny Richmond .
July 6, 2011	Caps signed Troy Brouwer .
July 8, 2011	Acquired Danick Paquette and 4th round pick in the 2012 Entry Draft (Thomas Di Pauli) from Winnipeg for Eric Fehr .
July 11, 2011	Caps signed Christian Hanson .
July 14, 2011	Caps signed Jacob Micflikier .
August 24, 2011	Caps signed Stanislav Galiev .
November 8, 2011	Caps acquired Tomas Kundratek from the New York Rangers for Francois Bouchard .
January 30, 2012	Caps signed Joel Rechlicz .
February 2, 2012	Caps acquired Kevin Marshall from Philadelphia for Matt Ford .
February 2, 2012	Caps acquired Mike Carman from Colorado for Danny Richmond .
March 27, 2012	Caps signed Cameron Schilling .
May 26, 2012	Caps acquired Zach Hamill from Boston for Chris Bourque .
June 6, 2012	Caps acquired a 7th round pick in the 2012 Entry Draft (Sergey Kostenko) from Pittsburgh for Tomas Vokoun .
June 22, 2012	Caps acquired Mike Ribeiro from Dallas for Cody Eakin and a 2nd round pick in the 2012 NHL Draft (Mike Winther).
June 27, 2012	Caps acquired a 5th round pick in the 2013 NHL Draft and Jordan Henry from Calgary for Dennis Wideman .
July 2, 2012	Caps signed Garrett Stafford .
July 2, 2012	Caps signed Joey Crabb .
July 3, 2012	Caps signed Jack Hillen .
July 7, 2012	Caps signed Ryan Stoa .
July 11, 2012	Caps signed Wojtek Wolski .
July 13, 2012	Caps signed Filip Forsberg .
July 14, 2012	Caps signed Matt Clackson .
July 19, 2012	Caps signed Tom Wilson .
January 31, 2013	Caps acquired Peter LeBlanc from the Chicago Blackhawks for Mathieu Beaudoin .

All-Time Transactions

DATE	TRANSACTION
January 31, 2013	Caps acquired Casey Wellman from Florida for Zach Hamill .
February 28, 2013	Caps claimed Aaron Volpatti off waivers from Vancouver.
March 4, 2013	Caps signed Steve Oleksy .
March 14, 2013	Caps acquired Chay Genoway from Minnesota for a conditional seventh-round draft pick in 2014.
March 14, 2013	Caps acquired Nicolas Deschamps from Toronto in exchange for Kevin Marshall .
April 2, 2013	Caps signed Nate Schmidt .
April 2, 2013	Caps acquired Joel Rechlicz from Phoenix in exchange for Matt Clackson .
April 2, 2013	Caps acquired Dane Byers from Edmonton in exchange for Garrett Stafford .
April 3, 2013	Caps acquired Martin Erat and Michael Latta from Nashville in exchange for Filip Forsberg .
April 5, 2013	Caps signed Patrick Wey and Julien Brouillette .
July 6, 2013	Caps signed David Kolomatis .
July 9, 2013	Caps signed Tyson Strachan , Matt Watkins , David Leggio .
July 30, 2013	Caps signed Julien Cayer .
August 20, 2013	Caps signed Brandon Segal .
August 23, 2013	Caps signed Mikhail Grabovski .
September 4, 2013	Caps signed Andre Burakovsky .



The Capitals acquired Troy Brouwer from Chicago on June 24, 2011.

All-Time Record vs. NHL Franchises

TEAM	GP	W	L	T	OT	PTS	PCT	GF	GA
Anaheim	25	11	12	1	1	24	.480	66	76
Boston	142	47	66	21	8	123	.433	392	481
Buffalo	143	45	80	15	3	108	.378	375	517
Calgary	85	32	40	13	0	77	.453	267	310
Carolina	149	81	47	14	7	183	.614	465	403
Chicago	87	36	39	11	1	84	.483	282	300
Colorado	73	35	28	9	1	80	.548	264	224
Columbus	14	9	3	1	1	20	.714	45	39
Dallas	87	29	41	16	1	75	.431	247	304
Detroit	101	40	43	16	2	98	.485	332	330
Edmonton	64	31	27	6	0	68	.531	226	230
Florida	108	56	36	9	7	128	.593	324	274
Los Angeles	100	34	53	13	0	81	.405	346	384
Minnesota	12	5	6	0	1	11	.458	24	23
Montreal	150	62	68	17	3	144	.480	386	485
Nashville	17	10	6	1	0	21	.618	44	43
New Jersey	189	93	71	13	12	211	.558	622	554
NY Islanders	193	94	83	13	3	204	.528	609	644
NY Rangers	197	92	81	18	6	208	.528	680	673
Ottawa	78	37	32	5	4	83	.532	244	245
Philadelphia	194	73	97	19	5	170	.438	582	675
Phoenix	67	29	25	12	1	71	.530	243	211
Pittsburgh	200	88	90	16	6	198	.495	716	735
St. Louis	87	37	37	12	1	87	.500	286	301
San Jose	31	9	20	1	1	20	.323	78	100
Tampa Bay	110	68	30	6	6	148	.673	378	286
Toronto	129	62	52	10	5	139	.539	446	440
Vancouver	85	39	36	9	1	88	.518	272	277
Winnipeg	79	42	25	5	7	96	.608	257	224

	HOME								AWAY							
	GP	W	L	T	OT	PTS	PCT.		GP	W	L	T	OT	PTS	PCT.	
Anaheim	13	6	6	0	1	13	.500		12	5	6	1	0	11	.458	
Boston	71	26	29	12	4	68	.479		71	21	37	9	4	55	.387	
Buffalo	72	24	37	9	2	59	.410		71	21	43	6	1	49	.345	
Calgary	44	23	15	6	0	52	.591		41	9	25	7	0	25	.305	
Carolina	74	45	22	4	3	97	.656		75	36	25	10	4	86	.573	
Chicago	44	23	15	5	1	52	.592		43	13	24	6	0	32	.372	
Colorado	36	19	12	4	1	43	.597		37	16	16	5	0	37	.500	
Columbus	6	3	1	1	1	8	.667		8	6	2	0	0	12	.750	
Dallas	43	16	18	8	1	41	.477		44	13	23	8	0	34	.386	
Detroit	50	24	21	5	0	53	.530		51	16	22	11	2	45	.441	
Edmonton	32	20	10	2	0	42	.656		32	11	17	4	0	26	.406	
Florida	54	30	14	5	5	70	.648		54	26	22	4	2	58	.537	
Los Angeles	49	19	23	7	0	45	.459		51	15	30	6	0	36	.353	
Minnesota	6	5	1	0	0	10	.833		6	0	5	0	1	1	.083	
Montreal	74	35	29	9	1	80	.541		76	27	39	8	2	64	.421	
Nashville	8	6	2	0	0	12	.750		9	4	4	1	0	9	.500	
New Jersey	95	55	28	6	6	122	.642		94	38	43	7	6	89	.473	
NY Islanders	97	49	35	11	2	111	.572		96	45	48	2	1	93	.484	
NY Rangers	99	51	35	9	4	115	.580		98	41	46	9	2	93	.474	
Ottawa	39	22	11	4	2	50	.641		39	15	21	1	2	33	.423	
Philadelphia	95	41	40	13	1	96	.505		99	32	57	6	4	74	.374	
Phoenix	34	20	8	5	1	46	.676		33	9	17	7	0	25	.379	
Pittsburgh	101	51	37	9	4	115	.569		99	37	53	7	2	83	.419	
St. Louis	43	23	16	4	0	50	.581		44	14	21	8	1	37	.420	
San Jose	16	6	9	0	1	13	.406		15	3	11	1	0	7	.233	
Tampa Bay	55	37	11	4	3	81	.736		55	31	19	2	3	67	.610	
Toronto	66	39	21	4	2	84	.636		63	23	31	6	3	55	.437	
Vancouver	43	23	16	4	0	50	.581		42	16	20	5	1	38	.452	
Winnipeg	39	24	9	3	3	54	.692		40	18	16	2	4	42	.525	

Game-by-Game Results by Team

ANAHEIM DUCKS

Trail, 11-12-1-1	
Home: 6-6-0-1	
Away: 5-6-1-0	
10/29/93.....W, 5-2	A
12/30/93.....W, 3-0	H
11/29/95.....T, 2-2*	A
12/13/96.....L, 4-5	A
3/19/96.....L, 1-2	H
12/12/97.....L, 4-6	A
2/28/97.....L, 1-4	H
1/1/98.....W, 3-2	H
10/10/98.....W, 1-0	H
12/11/98.....L, 0-1	A
10/19/99.....L, 1-7	H
10/28/99.....L, 2-5	A
2/9/01.....W, 4-3	A
3/13/01.....L, 0-2	H
10/12/01.....L, 1-2	A
11/17/01.....W, 4-1	H
12/11/02.....L, 0-3	A
10/29/03.....L, 2-4	H
1/13/06.....W, 3-2 ot	A
12/8/06.....L, 1-6	H
11/19/08.....W, 6-4	A
1/27/10.....W, 5-1	H
12/15/10.....L, 1-2 ot	H
2/16/11.....W, 7-6	A
11/1/11.....W, 5-4 ot	H

BOSTON BRUINS

Trail, 47-66-21-8	
Home: 26-29-12-4	
Away: 21-37-9-4	
11/7/74.....L, 4-10	A
12/14/74.....L, 1-12	A
1/7/75.....T, 3-3	H
3/4/75.....L, 0-8	H
3/22/75.....L, 2-8	A
12/4/75.....L, 2-3	A
12/17/75.....L, 2-3	H
1/11/76.....L, 4-7	H
2/27/76.....T, 3-3	H
3/7/76.....L, 3-4	A
11/18/76.....L, 2-3	A
11/19/76.....L, 1-4	H
12/5/76.....T, 5-5	A
1/11/77.....L, 2-3	H
2/6/77.....L, 2-5	A
11/24/77.....L, 0-6	A
12/27/77.....L, 3-6	H
1/19/78.....L, 1-4	H
1/27/78.....L, 2-5	H
3/28/78.....T, 4-4	H
11/9/78.....L, 2-6	A
11/25/78.....T, 5-5	H
12/14/78.....L, 2-5	A
3/31/79.....L, 1-4	H
10/13/79.....L, 2-5	H
11/15/79.....L, 2-3	A
3/12/80.....W, 6-4	H
3/16/80.....T, 3-3	A
11/22/80.....T, 2-2	H
12/7/80.....L, 3-7	A
3/13/81.....L, 1-7	H
4/2/81.....W, 3-2	A
10/11/81.....L, 3-6	A
12/23/81.....L, 4-7	H
1/23/82.....L, 1-3	A
12/12/82.....W, 4-3	H
3/13/83.....W, 6-4	H
3/17/83.....W, 2-1	A
11/13/83.....L, 2-4	A
12/4/83.....L, 1-4	H
3/11/84.....W, 2-1	A
12/1/84.....W, 5-4*	A
1/1/85.....W, 5-1	H

3/10/85.....L, 2-3	H
11/16/85.....T, 2-2*	A
2/27/86.....W, 2-1	A
3/25/86.....W, 6-3	H
11/26/86.....T, 2-2*	H
3/7/87.....L, 2-3*	A
3/22/87.....W, 4-3	H
10/8/87.....L, 3-4	A
11/25/87.....W, 4-1	H
3/13/88.....W, 3-0	A
12/3/88.....T, 1-1*	H
1/15/89.....L, 3-4	H
3/9/89.....W, 7-2	A
11/10/89.....L, 3-5	H
12/9/89.....W, 7-3	A
1/6/90.....L, 3-5	A
11/11/90.....L, 3-5	H
1/5/91.....W, 5-3	A
3/24/91.....T, 3-3*	H
11/22/91.....W, 6-3	H
2/29/92.....T, 5-5*	A
3/1/92.....L, 1-4	H
11/25/92.....W, 6-2	H
12/19/92.....L, 3-4	A
2/27/93.....L, 4-5*	A
1/2/94.....L, 2-8	A
1/25/94.....L, 1-3	H
3/7/94.....L, 3-6	A
3/27/94.....L, 4-6	H
2/11/95.....T, 1-1*	A
3/7/95.....W, 3-1	A
4/2/95.....W, 2-1	H
10/26/95.....W, 4-2	A
11/7/95.....L, 3-4	H
3/2/96.....W, 2-0	A
3/15/96.....L, 2-5	H
11/19/96.....T, 2-2*	H
12/21/96.....L, 3-4	A
1/20/97.....W, 3-2	A
2/24/97.....T, 3-3*	H
11/6/97.....L, 0-2	A
11/29/97.....T, 1-1*	A
1/25/98.....W, 4-1	H
3/3/98.....L, 0-3	H
11/21/98.....L, 4-5*	A
12/28/98.....W, 5-1	H
2/27/99.....L, 3-4	A
3/21/99.....L, 1-4	H
11/20/99.....W, 3-0	A
12/2/99.....T, 2-2*	H
2/8/00.....T, 2-2*	A
2/25/00.....L, 0-3	H
10/26/00.....L, 1-4	A
12/1/00.....W, 3-2	H
12/2/00.....W, 2-0	A
1/5/01.....T, 1-1*	H
10/8/01.....L, 0-4	A
12/13/01.....W, 2-1*	H
1/5/02.....L, 4-7	A
1/14/02.....W, 1-0	H
10/30/02.....L, 2-7	H
12/19/02.....W, 5-3	H
1/20/03.....T, 3-3*	A
3/8/03.....OTL, 4-5*	A
11/20/03.....L, 2-3	A
12/11/03.....W, 6-5	H
12/29/03.....L, 1-3	H
4/1/04.....T, 3-3*	A
12/27/05.....L, 3-4 ot	H
1/23/06.....L, 2-3	H
1/26/06.....L, 2-3	A
4/10/06.....W, 2-1 ot	A
11/15/06.....L, 2-3 so	H
11/18/06.....L, 2-3 ot	A
2/6/07.....L, 2-3 so	H
3/15/07.....L, 3-4 so	A
1/3/08.....L, 0-2	A
3/3/08.....W, 10-2	H

3/8/08.....L, 1-2	A
3/16/08.....W, 2-1 so	H
12/10/08.....W, 3-1	H
1/17/09.....W, 2-1	H
1/27/09.....L, 2-3 ot	A
2/28/09.....W, 4-3 ot	A
10/1/09.....W, 4-1	A
2/2/10.....W, 4-1	A
4/5/10.....W, 3-2 ot	H
4/11/10.....L, 3-4 so	H
10/19/10.....L, 1-3	H
10/21/10.....L, 1-4	A
11/5/10.....W, 5-3	H
12/18/10.....L, 2-3	A
1/24/12.....W, 3-3	H
2/5/12.....L, 1-4	H
3/10/12.....W, 4-3	A
3/29/12.....W, 3-2 so	A
3/5/13.....W, 4-3 ot	H
3/16/13.....L, 1-4	A
4/27/13.....W, 3-2 ot	H

BUFFALO SABRES

Trail, 45-80-15-3	
Home: 24-37-9-2	
Away: 21-43-6-1	
11/20/74.....L, 3-7	A
12/3/74.....L, 3-5	H
12/5/74.....L, 2-9	A
12/22/74.....L, 0-4	H
2/21/75.....L, 4-9	H
10/19/75.....L, 4-5	A
12/3/75.....T, 4-4	H
12/21/75.....L, 2-14	A
1/15/76.....L, 3-5	A
3/26/76.....L, 1-4	H
10/24/76.....L, 1-2	A
11/5/76.....L, 2-3	H
12/26/76.....L, 2-5	A
1/19/77.....W, 4-2	A
3/20/77.....L, 2-6	H
11/29/77.....L, 6-7	H
11/20/77.....L, 2-5	A
1/7/78.....T, 4-4	H
2/5/78.....L, 1-4	A
4/4/78.....W, 4-3	H
11/11/78.....L, 0-2	H
11/17/79.....L, 2-6	A
2/24/79.....L, 4-6	H
3/18/79.....T, 3-3	A
10/11/79.....L, 3-6	A
11/10/79.....L, 3-5	H
11/24/79.....L, 1-6	H
12/2/79.....L, 0-2	A
11/8/80.....T, 3-3	H
11/9/80.....T, 3-3	A
1/24/81.....L, 4-7	H
2/12/81.....L, 3-6	A
10/7/81.....L, 3-5	A
10/17/81.....L, 2-4	H
2/27/81.....L, 2-3	A
10/16/82.....L, 2-9	H
1/14/83.....L, 2-3	A
1/15/83.....L, 2-4	H
10/9/83.....L, 2-5	A
1/7/84.....L, 2-4	H
1/25/84.....T, 2-2*	A
11/16/84.....L, 2-3	A
11/17/84.....W, 3-2	H
3/2/85.....L, 0-4	H
10/18/85.....W, 4-1	A
10/19/85.....T, 2-2*	H
2/23/86.....L, 1-4	A
10/18/86.....L, 2-4	H
1/23/87.....W, 3-2	A
1/24/87.....L, 3-6	H
10/11/87.....L, 5-6	A

11/20/87.....L, 3-5	A
1/23/88.....T, 3-3*	H
10/8/88.....W, 6-2	H
12/11/88.....W, 6-4	A
12/30/88.....W, 5-3	H
12/10/89.....L, 3-4	A
1/19/90.....W, 6-3	A
3/6/90.....T, 1-1*	H
11/10/90.....L, 2-4	H
3/26/91.....L, 2-4	H
3/31/91.....L, 2-5	A
10/5/91.....W, 3-1	H
12/18/91.....T, 2-2*	A
2/4/92.....L, 3-7	A
10/17/92.....W, 6-4	H
12/23/92.....L, 1-4	A
1/29/93.....L, 3-4	A
3/30/93.....W, 4-1	H
10/16/93.....W, 4-3	H
1/27/94.....L, 2-7	A
2/20/94.....T, 3-3*	H
4/14/94.....W, 3-2	A
2/2/95.....L, 0-1	H
2/7/95.....L, 1-2	A
4/28/95.....W, 5-1	H
1/26/96.....W, 1-0	H
4/3/96.....W, 5-1	A
4/13/96.....L, 2-3	H
10/18/96.....L, 1-4	H
2/2/97.....T, 2-2*	A
3/21/97.....L, 1-4	H
4/13/97.....W, 8-3	A
10/3/97.....W, 6-2	H
10/9/97.....L, 2-5	A
11/13/97.....W, 3-2	A
3/1/98.....L, 0-3	H
10/23/98.....W, 1-0	A
11/12/98.....L, 0-2	H
2/7/99.....W, 3-1	H
4/18/99.....L, 0-3	A
10/8/99.....W, 3-2	A
11/24/99.....L, 2-5	A
3/5/00.....W, 2-1	H
4/9/00.....T, 1-1*	H
12/20/00.....T, 2-2*	H
12/21/00.....W, 3-1	A
3/17/01.....L, 2-3	H
4/6/01.....L, 1-2	A
11/28/01.....L, 2-5	H
1/27/02.....OTL, 2-3*	H
3/26/02.....W, 4-3*	A
4/12/02.....W, 3-1	A
12/7/02.....L, 3-4	A
12/30/02.....W, 4-3	H
2/26/03.....W, 3-2	H
3/4/03.....W, 2-1	A
11/26/03.....L, 2-5	A
12/27/03.....L, 1-3	H
12/31/03.....L, 1-7	A
3/10/04.....L, 0-6	H
10/26/05.....W, 3-2	A
11/17/05.....L, 5-8	A
11/27/05.....L, 2-3	H
3/14/06.....L, 4-6	H
12/2/06.....W, 7-4	H
12/26/06.....L, 3-6	A
3/21/07.....L, 2-5	A
4/7/07.....L, 0-2	H
10/13/07.....L, 3-7	A
11/26/07.....L, 1-3	H
12/14/07.....L, 3-5	H
3/5/08.....W, 3-1	A
11/1/08.....L, 0-5	A
12/26/08.....W, 3-2	H
12/30/08.....W, 4-2	A
4/3/09.....L, 4-5 ot	H
11/25/09.....W, 2-0	H

12/9/09.....L, 0-3	A
12/23/09.....W, 5-2	H
3/3/10.....W, 3-1	A
11/13/10.....L, 2-3 ot	A
11/17/10.....W, 4-2	H
2/20/11.....W, 2-1	A
4/2/11.....W, 5-4 ot	H
11/26/11.....L, 1-5	A
12/26/11.....L, 2-4	A
12/30/11.....W, 3-1	H
3/27/12.....L, 1-5	H
1/27/13.....W, 3-2	H
3/17/13.....W, 5-3	H
3/30/13.....W, 4-3 so	A

CALIFORNIA GOLDEN SEALS

Trail, 3-6-1	
Home: 1-4-0	
Away: 2-2-1	
11/19/74.....W, 6-4	H
12/1/74.....L, 2-5	H
12/20/74.....L, 2-5	A
2/5/75.....L, 1-5	A
3/28/75.....W, 5-3	A
10/17/75.....T, 3-3	A
11/21/75.....L, 0-2	H
1/2/76.....L, 5-8	H
1/9/76.....L, 0-5	H
1/28/76.....W, 4-2	A

CALGARY FLAMES

Trail, 32-40-13-0	
Home: 23-15-6-0	
Away: 9-25-7-0	
11/12/74.....T, 2-2	H
11/13/74.....L, 3-4	A
1/5/75.....L, 0-3	A
3/23/75.....L, 0-5	H
11/14/75.....L, 1-4	H
12/9/75.....L, 1-7	A
3/12/76.....L, 1-4	A
3/28/76.....L, 1-3	H
10/5/76.....W, 6-5	H
11/3/76.....L, 0-7	A
11/24/76.....L, 2-6	A
3/6/77.....L, 2-4	H
10/26/77.....W, 6-2	A
11/23/77.....T, 2-2	H
12/10/77.....L, 1-5	A
4/9/78.....W, 4-2	H
10/13/78.....T, 3-3	A
10/14/78.....L, 3-6	H
11/14/78.....W, 8-7	H
2/20/79.....L, 3-5	A
11/18/79.....L, 2-4	H
2/1/80.....L, 2-4	A
2/21/80.....L, 0-3	A
4/5/80.....T, 4-4	H
11/20/80.....W, 4-2	H
1/8/81.....L, 0-6	A
2/5/81.....L, 2-5	A
3/3/81.....L, 3-6	H
12/2/81.....W, 9-3	H
2/11/82.....W, 5-3	A
3/5/82.....W, 8-6	H
11/16/82.....W, 5-3	H
11/23/82.....L, 3-6	A
2/24/83.....W, 4-2	A
12/8/83.....W, 4-3	H
1/15/84.....L, 2-3	A
2/8/84.....W, 6-1	H
10/25/84.....L, 3-5	A
10/30/84.....W, 4-3*	H
2/14/85.....W, 4-3	A
10/23/85.....L, 2-4	A

11/9/85.....L, 4-5	H
1/14/86.....L, 3-4	H
11/1/86.....L, 1-4	A
2/22/87.....W, 5-2	A
3/10/87.....L, 3-6	H
12/8/87.....L, 4-5	H
1/10/88.....L, 2-8	A
2/14/88.....W, 5-4*	H
10/28/88.....T, 2-2*	A
2/11/89.....L, 1-2	H
2/20/89.....L, 2-6	A
10/14/89.....T, 4-4*	H
10/23/89.....T, 3-3*	A
3/25/90.....W, 4-1	H
10/27/90.....L, 4-9	A
1/11/91.....W, 4-2	H
2/15/91.....L, 2-8	A
12/10/91.....W, 4-1	H
2/1/92.....W, 5-2	H
2/13/92.....T, 4-4*	A
10/30/92.....W, 3-1	A
2/2/93.....L, 4-6	H
10/25/93.....L, 2-3*	A
3/6/94.....T, 4-4*	H
2/8/96.....T, 4-4*	A
2/13/96.....W, 3-2	H
2/7/97.....L, 2-5	A
3/4/97.....W, 2-1	H
3/9/98.....W, 5-2	H
3/26/98.....L, 2-3	A
10/30/98.....T, 0-0*	A
3/13/99.....L, 4-5*	H
1/26/00.....W, 2-1	H
2/13/01.....T, 4-4*	A
3/6/02.....W, 3-2	H
11/27/02.....W, 4-2	H
3/20/03.....W, 4-1	A
1/14/04.....T, 3-3*	H
10/30/06.....W, 4-2	A
3/12/08.....W, 3-2	H
10/21/08.....L, 1-2	A
3/28/10.....L, 3-5	H
10/30/10.....W, 7-2	A
1/3/12.....W, 3-1	H

CAROLINA HURRICANES

Game-by-Game Results by Team

11/26/80.....T, 7-7	A
12/14/80.....L, 4-5	H
3/26/81.....W, 2-0	A
4/5/81.....W, 7-2	H
10/10/81.....W, 6-3	H
11/13/81.....T, 3-3	H
1/16/82.....T, 5-5	A
1/5/83.....W, 5-2	A
2/1/83.....W, 5-2	H
4/1/83.....L, 7-8	A
11/6/83.....W, 3-2	H
12/28/83.....L, 2-3*	H
2/25/84.....L, 1-4	A
12/9/84.....W, 4-0	H
1/8/85.....W, 4-2	A
1/29/85.....L, 3-4	A
1/7/86.....W, 4-3	H
1/28/86.....L, 0-7	A
2/25/86.....W, 4-3*	H
11/21/86.....T, 3-3*	A
1/28/87.....W, 2-1	A
2/24/87.....W, 8-2	H
11/17/87.....L, 0-1	H
12/16/87.....L, 1-6	A
3/29/88.....T, 2-2*	H
11/1/88.....T, 3-3*	A
11/27/88.....W, 4-3	A
1/22/89.....L, 3-4	H
11/29/89.....W, 5-3	A
12/29/89.....W, 2-1	H
2/25/90.....W, 9-4	H
10/6/90.....W, 6-4	H
11/19/90.....W, 3-2*	A
1/22/91.....W, 2-1*	A
11/8/91.....L, 4-5	H
11/25/91.....L, 4-5	A
2/5/92.....L, 1-4	A
11/20/92.....L, 5-7	H
11/30/92.....W, 4-1	A
3/16/93.....W, 4-2	N
1/30/94.....W, 6-3	H
3/25/94.....T, 2-2*	A
1/13/96.....L, 2-4	H
2/15/96.....L, 3-4	A
12/4/96.....L, 0-2	H
12/26/96.....L, 4-5*	A
1/11/98.....L, 0-2	A
2/1/98.....L, 2-4	H
10/13/98.....L, 2-3	H
3/3/00.....T, 2-2*	H
4/7/00.....W, 4-2	A
10/31/00.....W, 6-2	H
4/1/01.....OTL, 1-2*	A
1/18/02.....L, 1-3	A
2/22/03.....L, 1-5	H
11/24/03.....W, 4-1	A
12/13/03.....L, 1-5	H
12/9/05.....L, 3-4	H
12/17/07.....L, 3-4 so	A
1/31/09.....W, 4-2	H
10/10/09.....L, 2-3	A
1/19/10.....W, 3-2	H
3/16/11.....L, 2-3	A
10/22/11.....W, 7-1	H
3/19/12.....W, 5-3	A

EDMONTON OILERS

Lead, 31-27-6-0
Home: 20-10-2-0
Away: 11-17-4-0

10/28/79.....W, 6-4	A
11/13/79.....L, 3-5	H
1/16/80.....L, 2-5	H
2/15/80.....L, 2-8	A
11/1/80.....T, 2-2	A
12/17/80.....W, 5-2	H
1/7/81.....L, 3-6	A

2/1/81.....W, 7-4	H
1/13/82.....T, 6-6	H
2/12/82.....L, 3-5	A
2/28/82.....L, 1-4	H
11/24/82.....T, 3-3	A
2/23/83.....L, 3-6	A
3/2/83.....L, 3-5	H
11/2/83.....L, 3-11	A
11/9/83.....L, 4-7	H
2/5/84.....W, 9-2	H
10/24/84.....T, 3-3*	A
11/9/84.....L, 5-8	H
2/23/85.....T, 3-3*	A
11/12/85.....W, 5-2	H
12/18/85.....W, 5-2	A
2/8/86.....W, 5-4*	H
10/29/86.....L, 3-6	A
2/15/87.....W, 5-3	A
2/27/87.....W, 5-2	H
12/1/87.....W, 4-2	H
1/2/88.....W, 2-0	H
1/11/88.....L, 2-3	A
10/29/88.....L, 3-4*	A
1/13/89.....W, 5-3	H
2/17/89.....W, 8-2	A
11/11/89.....L, 3-5	H
2/4/90.....L, 4-5*	H
2/14/90.....W, 4-3	A
10/28/90.....W, 1-0	A
2/8/91.....W, 6-3	H
3/10/91.....W, 5-3	A
10/23/91.....W, 6-5	A
3/22/92.....W, 6-2	H
10/31/92.....L, 2-4	A
1/9/93.....W, 4-3	H
10/24/93.....W, 3-2*	A
2/15/94.....T, 2-2*	H
12/22/95.....W, 6-3	H
2/7/96.....W, 2-1	A
1/26/97.....L, 1-3	H
2/9/97.....L, 1-4	A
11/8/97.....W, 2-1	H
3/25/98.....L, 2-4	A
10/28/98.....L, 2-8	A
3/6/99.....W, 4-3	H
12/21/99.....L, 2-6	A
12/16/00.....W, 4-0	H
3/10/02.....W, 4-2	H
3/16/02.....L, 1-4	A
3/22/03.....L, 3-5	A
1/11/04.....W, 1-0	H
10/28/06.....L, 0-4	A
1/17/08.....W, 5-4 so	H
1/13/09.....L, 2-5	H
12/19/09.....W, 4-2	A
3/9/11.....W, 5-0	H
10/27/11.....L, 1-2	A

FLORIDA PANTHERS

Lead, 56-36-9-7
Home: 30-14-5-5
Away: 26-22-4-2

11/20/93.....L, 3-4	A
12/28/93.....T, 3-3*	H
1/19/94.....L, 1-5	A
2/24/94.....W, 2-1	A
2/26/94.....W, 4-2	H
2/4/95.....W, 3-2	H
3/16/95.....L, 1-5	A
4/14/95.....W, 3-0	H
4/30/95.....T, 2-2*	A
11/3/95.....L, 2-3	H
12/5/95.....L, 3-4	H
12/28/95.....W, 5-4	A
1/23/96.....L, 4-5	H
2/29/96.....T, 2-2*	A
1/7/96.....L, 2-4	A

11/18/96.....W, 4-2	A
12/28/96.....T, 1-1*	H
2/1/97.....W, 3-1	A
4/6/97.....T, 3-3*	H
11/9/97.....L, 2-3	A
11/23/97.....W, 5-2	A
12/5/97.....W, 3-2*	H
12/7/97.....L, 4-5	A
12/18/97.....L, 0-4	H
3/7/98.....W, 6-3	H
10/24/98.....T, 2-2*	H
12/23/98.....W, 4-0	A
3/11/99.....L, 1-2	H
4/1/99.....W, 5-3	H
4/5/99.....W, 3-0	A
10/2/99.....L, 3-4	A
12/4/99.....L, 1-2	A
1/19/00.....W, 3-1	A
2/23/00.....W, 3-2*	H
3/7/00.....W, 4-2	H
11/4/00.....W, 3-2	A
12/23/00.....W, 5-3	H
1/24/01.....W, 2-1	H
3/23/01.....L, 1-4	A
4/5/01.....W, 3-0	H
10/24/01.....W, 4-3*	A
12/19/01.....L, 2-5	A
1/7/02.....L, 1-2	H
1/12/02.....W, 1-0	A
2/26/02.....W, 4-3	H
10/26/02.....T, 1-1*	A
11/7/02.....W, 2-1*	H
1/11/03.....W, 12-2	H
2/15/03.....W, 2-1	A
4/1/03.....W, 3-0	H
11/22/03.....OTL, 2-3*	H
1/26/03.....T, 2-2*	A
1/23/04.....L, 1-4	A
2/21/04.....T, 2-2*	H
2/27/04.....W, 4-1	A
3/2/04.....L, 0-1	H
10/20/05.....L, 2-3	A
12/1/05.....L, 2-3	A
12/18/05.....L, 2-3	H
1/8/06.....L, 3-4 so	H
2/7/06.....L, 0-5	H
3/18/06.....L, 3-4 so	H
3/22/06.....L, 2-3	A
4/15/06.....W, 2-1 so	A
10/18/06.....W, 5-2	H
11/13/06.....W, 4-1	A
1/13/07.....L, 3-7	A
1/20/07.....L, 1-4	H
2/1/07.....L, 3-6	A
2/27/07.....L, 5-6 so	H
3/30/07.....L, 2-3 ot	A
4/3/07.....W, 1-0	H
11/15/07.....L, 1-2	A
11/19/07.....L, 3-4	H
11/28/07.....L, 1-2 so	H
12/1/07.....W, 2-1	A
1/19/08.....W, 5-3	H
2/15/08.....L, 2-4	A
3/29/08.....W, 3-0	A
4/5/08.....W, 3-1	H
12/2/08.....L, 3-5	H
2/7/09.....W, 3-1	H
2/15/09.....W, 4-2	A
3/1/09.....L, 2-6	H
3/17/09.....W, 3-0	A
4/11/09.....L, 4-7	A
11/6/09.....W, 4-1	A
11/7/09.....W, 7-4	H
12/4/09.....W, 6-2	H
1/13/10.....W, 5-4 so	A
1/29/10.....W, 4-1	H
3/16/10.....W, 7-3	A
12/9/10.....L, 0-3	H
1/8/11.....W, 3-2	H

1/11/11.....L, 3-4 ot	A
3/16/11.....W, 3-2 ot	A
4/6/11.....W, 5-2	H
4/9/11.....L, 0-1	A
10/18/11.....W, 3-0	H
12/5/11.....L, 4-5	A
2/1/12.....L, 2-4	A
2/7/12.....W, 4-0	H
2/17/12.....W, 2-1	A
4/5/12.....W, 4-2	H
2/9/13.....W, 5-0	H
2/12/13.....W, 6-5 ot	A
3/7/13.....W, 7-1	H
4/6/13.....W, 4-3	A

LOS ANGELES KINGS

Trail, 34-53-13-0
Home: 19-23-7-0
Away: 15-30-6-0

10/15/74.....T, 1-1	H
12/19/74.....L, 1-4	A
1/14/75.....L, 2-6	H
1/30/75.....L, 2-6	H
2/18/75.....L, 1-6	H
3/26/75.....L, 1-5	A
10/15/75.....L, 3-4	A
10/28/75.....L, 0-6	A
11/5/75.....L, 1-3	H
12/16/75.....W, 7-2	H
1/27/76.....L, 0-2	A
2/10/76.....T, 2-2	H
10/16/76.....L, 1-7	A
10/21/76.....T, 5-5	H
12/14/76.....L, 2-4	H
2/2/77.....L, 2-7	A
3/1/77.....L, 2-3	H
3/10/77.....L, 0-6	A
11/8/77.....L, 1-5	H
11/29/77.....L, 2-4	A
12/17/77.....W, 2-1	A
1/4/78.....W, 4-0	H
2/1/78.....L, 3-8	A
2/21/78.....L, 1-4	H
10/11/78.....W, 4-2	A
10/20/78.....L, 4-6	H
10/28/78.....L, 1-5	A
12/4/78.....L, 2-10	A
1/3/79.....W, 8-3	H
1/31/79.....W, 5-3	H
2/28/79.....T, 3-3	A
4/3/79.....W, 6-2	H
10/16/79.....W, 8-6	H
10/24/79.....L, 3-5	A
2/12/80.....W, 5-2	A
2/26/80.....W, 5-3	H
10/29/80.....L, 2-4	A
11/5/80.....L, 3-5	H
1/15/81.....W, 3-0	H
2/7/81.....T, 4-4	A
10/29/81.....L, 3-4	A
1/7/82.....T, 3-3	H
2/17/82.....W, 5-2	A
12/14/82.....W, 7-2	H
1/11/83.....L, 7-9	H
2/19/83.....T, 3-3	A
12/18/83.....W, 5-0	H
1/11/84.....W, 4-2	A
1/4/84.....W, 4-2	A
10/16/84.....W, 5-3	H
2/8/85.....W, 6-1	H
2/16/85.....L, 2-5	A
12/14/85.....W, 5-4	A
2/15/86.....W, 4-1	A
1/3/86.....L, 2-5	H
11/18/86.....L, 5-6	H
2/18/87.....L, 4-7	A
3/17/87.....L, 4-5	H

12/6/87.....W, 10-3	H
1/13/88.....W, 8-3	A
2/24/88.....L, 3-4	A
1/24/89.....T, 4-4*	H
2/10/89.....L, 6-7*	H
2/22/89.....W, 7-2	A
11/18/89.....L, 3-5	A
1/1/90.....L, 4-7	H
2/19/90.....L, 2-3	A
11/2/90.....W, 4-3	H
2/18/91.....L, 2-5	A
3/5/91.....T, 3-3*	H
1/10/92.....W, 7-4	H
1/16/92.....T, 2-2*	A
2/15/92.....L, 3-6	A
2/13/93.....W, 10-3	A
2/20/93.....W, 7-3	H
10/22/93.....W, 6-3	H
2/12/94.....W, 6-1	A
10/20/95.....L, 4-7	H
11/30/95.....L, 2-3	A
10/12/96.....L, 3-4	H
12/14/96.....T, 4-4*	A
12/13/97.....T, 2-2*	A
4/4/98.....W, 3-2	H
12/9/98.....L, 1-2	A
1/29/99.....L, 3-6	H
10/9/99.....T, 2-2*	H
10/26/99.....L, 2-5	A
10/6/00.....L, 1-4	H
2/10/01.....W, 4-3	A
10/16/01.....W, 3-2*	A
3/14/03.....L, 1-3	H
11/10/03.....L, 2-3	H
12/6/03.....L, 3-7	A
12/14/05.....W, 3-2	A
2/8/07.....W, 4-3 ot	H
11/20/08.....L, 2-5	A
2/5/09.....L, 4-5	H
1/2/10.....L, 1-2	A
2/12/11.....L, 1-4	H
1/9/12.....L, 2-5	A

MINNESOTA WILD

Trail, 5-6-0-1
Home: 5-1-0-0
Away: 0-5-0-1

12/14/00.....W, 2-1	H
1/10/01.....L, 0-3	A
2/6/02.....W, 2-1	H
11/16/02.....L, 0-1	A
11/21/02.....L, 3-4	H
11/1/03.....L, 1-2	A
10/12/06.....L, 2-3 so	A
2/26/08.....W, 4-1	H
11/24/08.....L, 3-4	A
11/13/09.....W, 3-1	H
10/28/10.....L, 1-2	A
3/25/12.....W, 3-0	H

MONTREAL CANADIENS

Trail, 62-68-17-3
Home: 35-29-9-1
Away: 27-39-8-2

10/31/74.....L, 0-3	H
11/10/74.....L, 1-11	H
1/4/75.....L, 0-10	A
1/12/75.....L, 2-7	H
3/7/75.....L, 4-8	A
4/5/75.....L, 2-10	A
12/6/75.....L, 3-9	A
12/29/75.....L, 0-6	H
1/3/76.....L, 0-7	A
1/13/76.....L, 2-3	H
3/14/76.....L, 1-5	A
4/4/76.....L, 3-4	H

10/19/76.....	L, 0-6	H
1/8/77.....	L, 2-7	A
1/18/77.....	L, 0-3	H
1/22/77.....	L, 2-5	A
4/2/77.....	L, 0-11	A
4/3/77.....	L, 1-2	H
10/19/77.....	L, 3-5	H
10/24/77.....	L, 1-5	A
2/17/78.....	L, 2-8	H
3/8/78.....	L, 3-4	A
3/25/78.....	L, 0-5	A
4/2/78.....	T, 4-4	H
11/2/78.....	L, 2-4	A
11/8/78.....	L, 0-6	H
2/4/79.....	L, 4-8	H
2/17/79.....	L, 0-2	A
2/25/79.....	L, 5-8	H
3/5/79.....	T, 2-2	H
3/24/79.....	L, 1-3	A
4/7/79.....	L, 3-10	A
10/30/79.....	T, 2-2	H
11/5/79.....	L, 0-2	A
2/19/80.....	W, 3-1	H
3/1/80.....	L, 3-6	A
10/15/80.....	T, 3-3	H
12/27/80.....	L, 4-7	A
2/14/81.....	L, 1-6	A
3/22/81.....	T, 2-2	H
11/27/81.....	W, 5-2	H
12/14/81.....	L, 3-6	A
4/4/82.....	W, 3-1	A
10/20/82.....	T, 3-3	H
1/29/83.....	T, 3-3	H
2/26/83.....	L, 1-4	A
1/26/83.....	W, 5-2	A
12/10/83.....	W, 2-0	A
2/3/84.....	W, 4-1	A
10/20/84.....	T, 2-2*	A
3/21/85.....	L, 2-3	A
3/22/85.....	W, 3-1	A
11/27/85.....	W, 5-3	A
2/7/86.....	W, 3-2	A
2/19/86.....	T, 4-4*	A
10/20/86.....	W, 5-4	A
12/1/86.....	W, 2-1*	A
12/6/86.....	W, 3-1	A
10/24/87.....	L, 2-3	A
12/23/87.....	T, 2-2*	A
1/29/88.....	W, 4-3	A
10/10/88.....	T, 0-0*	A
3/8/89.....	L, 2-3	A
3/17/89.....	W, 4-1	A
10/16/89.....	W, 4-3*	A
1/26/90.....	W, 6-3	A
3/23/90.....	L, 2-4	A
10/15/90.....	L, 1-3	A
11/30/90.....	L, 3-4	A
1/12/91.....	L, 1-4	A
11/11/91.....	W, 4-2	A
11/27/91.....	W, 3-1	A
3/27/92.....	W, 4-3	A
11/23/92.....	T, 1-1*	A
4/2/93.....	W, 4-0	A
4/12/93.....	W, 3-2*	A
12/3/93.....	T, 2-2*	A
12/11/93.....	W, 5-3	A
1/17/94.....	L, 1-3	A
2/4/94.....	L, 0-4	A
1/25/95.....	L, 0-2	A
3/4/95.....	W, 1-1	A
4/17/95.....	L, 2-5	A
11/1/95.....	W, 5-2	A
12/26/95.....	W, 4-0	A
1/31/96.....	L, 3-5	A
3/27/96.....	W, 1-0*	A
11/15/96.....	W, 3-1	A
11/30/96.....	W, 2-0	A
3/22/97.....	W, 3-1	A
4/10/97.....	W, 3-2	A

Game-by-Game Results by Team

10/18/97.....W, 3-2	A	10/17/09.....W, 3-2 so	H
11/15/97.....W, 3-2	A	10/16/10.....W, 3-2 ot	A
11/26/97.....L, 5-6	H	11/15/11.....L, 1-3	A
4/6/98.....T, 2-2*	H	12/20/11.....W, 4-1	H
10/16/98.....T, 2-2*	H		
1/15/99.....L, 0-3	H		
1/18/99.....T, 4-4*	A		
12/13/99.....L, 0-1	H		
3/20/99.....W, 1-0	A		
1/4/00.....W, 6-1	H		
2/10/00.....W, 1-0	A		
2/26/00.....W, 3-0	A		
11/17/00.....W, 4-3	H		
1/27/01.....L, 2-4	A		
2/17/01.....W, 6-3	A		
2/23/01.....W, 3-1	H		
10/19/01.....W, 4-1	H		
11/24/01.....L, 3-5	A		
1/16/02.....L, 0-2	A		
1/23/02.....L, 3-5	H		
1/25/03.....T, 1-1*	A		
2/9/03.....L, 0-2	H		
2/24/03.....W, 4-1	H		
3/25/03.....W, 4-3*	A		
10/14/03.....L, 1-5	A		
11/28/03.....L, 3-5	H		
12/23/03.....W, 3-2	H		
1/4/04.....L, 1-4	A		
11/19/05.....W, 5-1	A		
12/23/05.....W, 4-2	H		
3/20/06.....L, 2-4	H		
3/30/06.....L, 2-3 ot	A		
12/27/06.....L, 1-4	H		
1/4/07.....W, 5-1	H		
2/20/07.....L, 3-5	A		
3/24/07.....L, 1-4	A		
12/20/07.....L, 2-5	H		
1/5/08.....W, 5-4 ot	A		
1/29/08.....L, 0-4	A		
1/31/08.....W, 5-4 ot	H		
11/28/08.....W, 3-0	H		
12/13/08.....W, 2-1	A		
1/10/09.....L, 4-5	A		
2/18/09.....W, 4-3 so	H		
11/20/09.....L, 2-3	H		
11/28/09.....W, 4-3 so	A		
1/5/10.....W, 4-2	H		
2/10/10.....L, 5-6 ot	A		
12/28/10.....W, 3-0	H		
2/1/11.....L, 2-3 so	H		
3/15/11.....W, 4-2	A		
3/26/11.....W, 2-0	A		
1/18/12.....W, 3-0	A		
2/4/12.....W, 3-0	A		
2/24/12.....W, 4-1	H		
3/31/12.....W, 3-2 so	H		
1/24/13.....L, 1-4	H		
4/9/13.....W, 3-2	A		
4/20/13.....W, 5-1	A		

NASHVILLE PREDATORS

Lead, 10-6-1-0	
Home: 6-2-0-0	
Away: 4-4-1-0	
12/26/98.....L, 1-3	A
3/30/99.....L, 2-3	H
11/26/99.....W, 1-0	H
2/12/00.....W, 4-2	A
10/13/00.....L, 1-3	A
2/21/01.....W, 2-1	H
2/8/02.....T, 3-3*	A
10/11/02.....W, 5-4	H
2/13/04.....L, 2-5	A
12/7/05.....L, 2-5	H
3/18/08.....W, 4-2	A
10/28/08.....W, 4-3 so	H
3/10/09.....W, 2-1 ot	A

NEW JERSEY DEVILS

Lead, 93-71-13-12	
Home: 55-28-6-6	
Away: 38-43-7-6	
11/3/74.....L, 4-5	H
1/11/75.....L, 3-5	A
2/13/75.....L, 1-5	A
2/16/75.....W, 3-0	H
10/22/75.....L, 2-4	H
10/30/75.....W, 6-2	A
2/7/76.....L, 1-5	A
3/23/76.....T, 5-5	H
10/29/76.....W, 2-1	A
11/21/76.....W, 3-1	H
12/29/76.....L, 1-3	A
3/18/77.....W, 5-0	H
10/28/77.....L, 1-8	A
1/25/78.....T, 3-3	H
2/28/78.....W, 7-4	H
3/30/78.....W, 4-3	A
12/5/78.....W, 4-1	A
12/12/78.....L, 3-4	H
1/12/79.....W, 8-1	H
2/15/79.....W, 9-3	A
11/20/79.....T, 3-3	A
2/24/80.....T, 1-1	A
3/2/80.....L, 1-3	H
3/18/80.....W, 4-1	H
10/30/80.....T, 5-5	A
12/6/80.....W, 8-6	H
1/12/81.....W, 2-1	A
3/10/81.....W, 4-3	H
4/10/81.....L, 4-6	A
11/18/81.....W, 7-1	H
2/14/82.....L, 3-5	A
11/8/82.....T, 2-2	A
11/10/82.....W, 3-0	H
12/9/82.....W, 6-4	A
1/23/83.....W, 3-1	H
2/5/83.....W, 5-4	H
3/8/83.....W, 5-4	A
3/24/83.....W, 5-3	H
10/26/83.....W, 2-0	A
12/1/83.....W, 8-4	H
12/2/83.....T, 2-2*	A
12/31/83.....W, 3-2	A
2/2/84.....W, 2-0	A
3/14/84.....T, 3-3*	H
3/28/84.....W, 6-2	H
11/3/84.....W, 6-4	H
11/10/84.....T, 2-2*	A
12/4/84.....W, 4-1	H
1/12/85.....L, 3-5	A
3/5/85.....W, 4-1	H
3/19/85.....W, 4-1	H
3/28/85.....L, 2-3	A
10/12/85.....L, 1-4	A
11/30/85.....W, 6-2	A
1/3/86.....W, 3-2	A
1/4/86.....W, 9-3	H
1/17/86.....W, 4-3	A
2/1/86.....W, 5-4	H
3/4/86.....W, 4-2	H
10/25/86.....W, 2-1	H
12/9/86.....W, 4-2	H
12/19/86.....L, 4-6	A
1/18/87.....W, 6-1	A
1/20/87.....W, 6-3	H
3/3/87.....W, 3-2	H
4/5/87.....W, 6-5*	A
11/7/87.....L, 1-4	A
12/30/87.....W, 4-3	A

1/19/88.....W, 6-4	H	12/8/01.....L, 1-3	A
2/17/88.....W, 4-3	A	3/29/02.....W, 3-1	A
3/1/88.....W, 5-3	H	4/13/02.....L, 3-4*	H
3/2/88.....W, 6-1	A	12/27/02.....W, 3-2	H
3/20/88.....L, 2-4	H	12/28/02.....OTL, 1-2*	A
10/15/88.....W, 8-5	H	2/5/03.....L, 1-4	H
11/12/88.....L, 3-6	H	3/1/03.....OTL, 1-2*	A
11/19/88.....W, 3-2	A	12/4/03.....L, 0-3	A
12/7/88.....L, 1-5	A	1/1/04.....T, 2-2*	H
1/20/89.....L, 5-6*	H	1/17/04.....OTL, 1-2*	A
4/1/89.....W, 6-4	H	2/19/04.....W, 3-1	H
4/2/89.....L, 4-7	A	11/11/05.....L, 3-4	H
12/2/89.....W, 5-3	A	11/12/05.....L, 2-3	A
12/27/89.....W, 3-1	A	12/28/05.....L, 2-7	A
1/16/90.....W, 9-6	H	3/10/06.....L, 3-4 so	H
1/24/90.....L, 2-3	A	11/19/83.....L, 1-4	H
2/9/90.....L, 3-5	H	12/29/06.....L, 3-4	A
3/4/90.....W, 4-3	H	2/24/07.....W, 4-2	A
3/27/90.....L, 1-4	A	2/25/07.....L, 2-3	H
10/17/90.....L, 2-3	A	12/7/07.....L, 2-3	A
10/20/90.....W, 4-0	H	12/10/07.....W, 3-2	H
12/7/90.....W, 5-2	H	2/24/08.....L, 1-2 ot	H
12/8/90.....L, 2-4	A	11/12/05.....L, 2-3	A
1/1/91.....W, 4-3	H	2/29/08.....W, 4-0	A
12/25/91.....L, 1-5	A	10/18/08.....L, 3-4 so	H
3/30/91.....W, 4-0	H	11/14/08.....W, 3-1	H
10/18/91.....W, 6-5	H	11/15/08.....L, 5-6 so	A
10/19/91.....W, 5-1	A	2/3/09.....W, 5-2	A
11/20/91.....L, 5-6*	A	10/12/09.....L, 2-3 so	H
12/29/91.....W, 4-3	A	11/4/09.....L, 2-3	A
1/24/92.....L, 2-5	H	11/14/09.....L, 2-5	A
3/7/92.....W, 3-2*	H	12/26/09.....W, 4-1	H
4/12/92.....W, 4-3*	A	10/9/10.....W, 7-2	H
10/12/92.....L, 2-4	A	11/22/10.....L, 0-5	A
11/13/92.....L, 0-3	A	12/21/10.....W, 5-1	H
11/14/92.....L, 3-4*	H	3/18/11.....W, 3-0	A
12/9/92.....W, 6-2	A	11/11/11.....W, 3-1	A
1/1/93.....W, 9-2	H	11/12/11.....L, 2-3 so	H
3/27/93.....L, 2-5	H	12/23/11.....L, 3-4 so	A
4/10/93.....L, 3-5	H	3/2/12.....L, 0-5	H
10/8/93.....L, 3-6	H	1/25/13.....L, 2-3 ot	A
10/9/93.....L, 4-6	A	2/21/13.....L, 2-3	H
1/9/94.....W, 4-0	A	2/23/13.....W, 5-1	H
1/14/94.....L, 2-5	H		
4/1/94.....W, 2-1	H		
2/15/95.....L, 2-4	A		
2/20/95.....L, 0-2	H		
2/25/95.....T, 3-3*	A		
4/12/95.....L, 1-2	H		
1/6/96.....L, 1-3	A		
1/25/96.....L, 1-3	A		
2/18/96.....L, 0-3	A		
2/24/96.....L, 1-2	H		
4/11/96.....L, 2-3	H		
11/12/96.....L, 2-3*	A		
11/22/96.....W, 5-1	A		
11/23/96.....W, 4-3	H		
3/15/97.....L, 2-3	A		
3/19/97.....T, 2-2*	H		
4/1/97.....L, 0-1	H		
10/4/97.....W, 4-1	H		
11/1/97.....L, 1-3	A		
12/23/97.....T, 1-1*	H		
3/20/98.....W, 2-0	H		
3/21/98.....L, 2-3	A		
12/1/98.....L, 0-4	H		
12/30/98.....L, 2-3	H		
1/9/99.....W, 3-2	A		
2/12/99.....W, 3-2	A		
4/8/99.....L, 0-1	A		
11/13/99.....W, 4-2	H		
12/18/99.....L, 4-5	A		
1/14/00.....W, 3-2*	A		
3/11/00.....W, 4-2	H		
10/19/00.....W, 5-2	H		
12/9/00.....W, 3-2	A		
12/29/00.....L, 2-4	H		
4/3/01.....L, 4-6	H		
4/6/01.....L, 4-6	H		
10/24/81.....L, 4-6	A		

NEW YORK ISLANDERS

Lead, 94-83-13-3	
Home: 49-35-11-2	
Away: 45-48-2-1	
10/20/74.....L, 0-5	H
12/29/74.....L, 0-7	H
1/2/75.....L, 2-5	A
2/8/75.....L, 1-5	A
11/1/75.....L, 3-7	A
1/21/76.....L, 2-5	H
2/22/76.....L, 0-4	H
3/6/76.....L, 3-6	A
1/15/77.....L, 1-2	A
1/16/77.....T, 2-2	H
2/5/77.....T, 3-3	A
2/20/77.....T, 2-2	H
11/13/77.....L, 0-6	H
1/14/78.....L, 0-4	H
2/4/78.....L, 1-6	A
4/1/78.....L, 2-3	A
11/4/78.....L, 1-4	A
11/17/78.....L, 2-4	H
1/16/79.....L, 2-6	A
4/1/79.....W, 6-4	H
12/22/79.....L, 1-2	A
1/12/80.....L, 2-5	A
1/27/80.....W, 7-1	H
3/9/80.....W, 3-1	H
10/12/80.....L, 1-2	H
1/17/81.....L, 4-6	A
3/29/81.....L, 4-5	H
4/4/81.....L, 1-4	A
10/23/81.....L, 2-4	H
10/24/81.....L, 4-6	A

12/17/81.....L, 1-4	A	2/23/93.....W, 4-2	A
1/17/82.....T, 2-2	H	3/7/93.....L, 2-3	H
2/2/82.....L, 6-7	A	3/25/93.....W, 5-2	A
2/4/82.....L, 2-5	H	4/6/93.....L, 2-3	H
3/21/82.....L, 2-3	H	11/30/93.....L, 4-6	A
3/23/82.....L, 1-8	A	2/18/94.....W, 3-1	H
10/21/82.....L, 3-6	A	2/21/94.....L, 0-4	A
11/13/82.....W, 3-1	H	3/29/94.....T, 2-2*	H
11/28/82.....T, 3-3	H	4/5/94.....L, 3-4*	H
12/23/82.....W, 5-1	A	1/27/95.....W, 5-2	H
2/10/83.....L, 3-8	A	3/2/95.....W, 4-3	A
3/12/83.....L, 2-6	A	4/4/95.....W, 5-4	A
3/30/83.....L, 1-7	H	4/26/95.....W, 6-5	H
10/8/83.....L, 7-8*	H	11/4/95.....W, 3-2	A
11/18/83.....W, 7-1	H	12/14/95.....W, 4-3*	H
11/19/83.....L, 2-6	A	12/23/95.....L, 1-3	A
12/22/83.....L, 1-6	A	2/3/96.....W, 6-5*	H
12/23/83.....W, 7-3	H	3/26/96.....W, 7-1	A
3/17/84.....W, 2-1	A	11/2/96.....L, 1-6	A
3/31/84.....L, 1-3	H	11/29/96.....L, 0-2	H
11/20/84.....L, 3-5	A	12/7/96.....L, 0-2	A
11/23/84.....L, 1-5	H	3/2/97.....L, 0-2	H
12/27/84.....W, 5-4*	A	4/12/97.....W, 6-2	H
1/26/85.....W, 5-1	A	10/8/97.....W, 6-3	A
1/27/85.....W, 5-2	H	10/11/97.....W, 3-1	H
3/16/85.....L, 4-6	A	12/16/97.....T, 2-2*	H
3/30/85.....W, 4-3	H	3/12/98.....W, 2-1	A
11/1/85.....W, 5-3	H	3/31/98.....W, 5-2	H
11/2/85.....L, 3-5	A	4/13/98.....W, 2-0	A
1/24/86.....L, 5-7	H	11/14/98.....W, 5-3	A
2/18/86.....W, 5-4	A	12/4/98.....W, 5-1	H
3/8/86.....W, 6-2	A	1/11/99.....W, 4-3	H
3/9/86.....W, 3-1	H	2/9/99.....W, 2-1	A
3/28/86.....L, 3-4	H	11/27/99.....W, 4-3	A
10/16/86.....L, 4-7	A	12/7/99.....W, 4-2	H
11/4/86.....L, 1-7	A	2/28/00.....W, 3-2	A
12/26/86.....W, 2-1	H	3/15/00.....W, 4-3	H
1/15/87.....W, 3-2	A	10/21/00.....T, 4-4*	H
1/30/87.....T, 3-3*	H	11/24/00.....W, 1-0	H
3/24/87.....W, 3-1	A	12/12/00.....W, 3-2	A
3/27/87.....T, 2-2*	H	3/6/01.....W, 5-1	A
11/10/87.....L, 3-4*	A	11/27/01.....T, 5-5*	A
12/4/87.....L, 4-6	H	1/1/02.....W, 3-2	H
2/5/88.....L, 2-4	H	3/30/02.....W, 4-2	H
2/12/88.....W, 6-2	H	4/6/02.....L, 4-5	A
2/27/88.....W, 3-0	A	10/12/02.....W, 2-1	A
3/18/88.....T, 3-3*	H	12/21/02.....W, 3-1	A
3/31/88.....L, 3-7	A	1/13/03.....W, 4-3*	H
11/4/88.....W, 4-2	H	2/7/03.....W, 3-0	H
11/5/88.....L, 3-4*	A	10/9/03.....W, 6-1	H
11/22/88.....W, 4-2	A	12/2/03.....W, 4-1	A
11/23/88.....L, 7-6	H	12/21/03.....L, 4-5	H
12/31/88.....W, 4-6	A	3/23/04.....L, 0-3	A
3/26/89.....W, 3-2	H	10/13/05.....L, 3-5	H
3/28/89.....L, 4-5	A	1/31/06.....L, 3-5	A
10/20/89.....L, 3-5	H	3/6/06.....W, 5-2	H
11/7/89.....W, 5-3	A	4/8/06.....L, 0-5	A
11/22/89.....W, 5-3	H	11/25/06.....L, 1-4	A
12/15/89.....L, 3-5	H	2/4/07.....W, 2-1 so	H
1/13/90.....L, 2-4	A	3/3/07.....L, 2-6	H
2/2/90.....L, 3-5	A	3/10/07.....L, 2-5	A
2/30/90.....W, 3-0	H	10/8/07.....W, 2-1	A
10/19/90.....W, 4-3	H	10/18/07.....L, 2-5	H
11/3/90.....W, 5-2	A	12/22/07.....L, 2-3 ot	A
12/1/90.....W, 3-1	A	2/20/08.....L, 2-3 so	H
1/27/91.....W, 5-4*	H	12/4/08.....W, 5-2	H
1/31/91.....W, 4-3*	A	12/16/08.....W, 5-4 ot	A
3/2/91.....W, 3-2	H	1/19/09.....W, 2-1 ot	A
3/21/91.....W, 6-2	A	4/1/09.....W, 5-3	H
11/2/91.....W, 7-4	A	10/24/09.....W, 3-2 ot	A
11/29/91.....L, 2-3	H	10/30/09.....L, 3-4 ot	H
11/30/91.....L, 1-8	A	11/11/09.....W, 5-4 so	H
1/1/92.....W, 8-5	H	1/26/10.....W, 7-2	A
2/23/92.....W, 4-1	A	10/13/10.....W, 2-1	H
3/15/92.....W, 5-2	H	1/20/11.....W, 2-1	A
4/13/92.....T, 1-1*	H	2/26/11.....W, 3-2	A
10/23/92.....L, 2-5	H	3/1/11.....W, 2-1 ot	H
12/5/92.....W, 5-3	A	11/5/11.....L, 3-5	A
1/14/93.....W, 3-0	A	1/17/12.....L, 0-3	A

Game-by-Game Results by Team

2/28/12.....W, 3-2 ot H
3/13/12.....W, 5-4 so A
3/9/13.....L, 2-5 A
3/26/13.....L, 2-3 H
4/4/13.....W, 2-1 so H

NEW YORK RANGERS

Lead, 92-81-18-6

Home: 51-35-9-4

Away: 41-46-9-2

10/9/74.....L, 3-6 A
12/12/74.....T, 6-6 H
2/9/75.....L, 3-7 A
2/11/75.....W, 7-4 H
12/7/75.....L, 2-5 A
1/23/76.....W, 7-5 H
2/18/76.....L, 4-11 A
3/16/76.....W, 5-2 H
11/10/76.....W, 7-5 A
12/1/76.....L, 1-4 A
12/28/76.....L, 2-5 H
3/25/77.....W, 7-2 H
12/21/77.....T, 5-5 A
12/30/77.....T, 3-3 H
3/12/78.....L, 2-8 A
3/24/78.....L, 4-11 H
11/26/78.....L, 4-9 A
1/24/79.....W, 5-1 H
2/18/79.....T, 6-6 A
3/20/79.....T, 2-2 H
10/14/79.....W, 5-3 A
12/15/79.....W, 5-4 H
12/30/79.....L, 2-5 A
2/2/80.....L, 3-6 H
10/18/80.....W, 8-2 H
12/10/80.....L, 2-6 A
12/26/80.....W, 7-3 H
2/21/81.....L, 4-6 A
11/7/81.....L, 1-3 H
12/20/81.....W, 3-2 A
12/26/81.....T, 4-4 H
1/3/82.....W, 4-3 A
1/24/82.....T, 4-4 A
1/27/82.....L, 4-5 H
3/14/82.....T, 5-5 A
3/20/82.....L, 3-4 H
10/6/82.....W, 5-4 A
12/10/82.....T, 4-4 H
1/1/83.....L, 2-7 H
2/16/83.....L, 4-5 A
3/3/83.....W, 4-3 A
3/27/83.....L, 4-5 A
4/3/83.....W, 3-0 H
10/13/83.....L, 3-4 A
11/12/83.....W, 7-4 H
11/16/83.....L, 1-4 A
11/25/83.....W, 3-1 H
12/7/83.....L, 5-7 A
1/2/84.....T, 2-2* H
3/3/84.....W, 5-1 H
10/20/84.....L, 5-6 H
11/7/84.....L, 3-4 A
11/28/84.....W, 2-1 A
12/15/84.....W, 4-2 H
12/16/84.....W, 6-3 A
1/19/85.....W, 7-1 H
2/28/85.....W, 5-4 A
10/10/85.....L, 2-4 A
11/29/85.....L, 2-5 H
12/29/85.....L, 5-6 A
1/1/86.....W, 3-0 H
3/1/86.....W, 4-0 H
3/2/86.....W, 4-2 A
4/5/86.....T, 4-4* H
10/13/86.....W, 7-6* A
12/14/86.....L, 1-3 H

12/17/86.....L, 1-6 A
2/4/87.....L, 2-3 A
2/7/87.....L, 4-5* H
3/1/87.....W, 7-3 H
4/1/87.....W, 5-1 A
10/17/87.....W, 4-3 H
10/19/87.....W, 4-2 A
1/8/88.....W, 8-4 H
2/6/88.....L, 0-3 H
2/11/88.....W, 5-3 A
3/12/88.....L, 2-4 H
3/16/88.....W, 8-4 A
10/19/88.....L, 1-5 A
10/21/88.....L, 1-4 H
12/19/88.....L, 1-3 A
12/23/88.....T, 2-2* H
1/4/89.....T, 3-3* A
2/1/89.....W, 4-3* A
3/11/89.....W, 4-2 H
10/13/89.....W, 7-4 H
12/23/89.....W, 3-2 H
1/3/90.....L, 1-2 A
2/23/90.....L, 3-6 H
2/28/90.....L, 2-3 A
3/31/90.....W, 2-1 H
4/1/90.....W, 3-2 A
10/10/90.....L, 2-4 A
10/13/90.....L, 2-5 H
11/28/90.....W, 6-3 A
12/17/90.....L, 3-5 A
12/28/90.....L, 3-5 H
2/22/91.....W, 3-2 H
2/27/91.....T, 4-4* A
10/11/91.....W, 5-1 H
10/14/91.....W, 5-3 A
11/13/91.....W, 5-3 A
12/13/91.....L, 3-5 H
12/26/91.....L, 6-8 H
2/7/92.....W, 6-2 H
3/9/92.....W, 5-2 A
10/9/92.....L, 2-4 H
10/21/92.....L, 1-2 A
11/11/92.....W, 7-4 A
12/4/92.....W, 8-4 H
12/29/92.....W, 4-3* H
1/13/93.....L, 4-5 A
4/4/93.....L, 0-4 H
4/14/93.....W, 2-0 A
4/16/93.....W, 4-2 H
10/11/93.....L, 2-5 A
11/13/93.....L, 0-2 H
11/28/93.....L, 1-3 A
12/23/93.....L, 0-1 H
2/7/94.....W, 4-1 A
3/9/94.....L, 5-7 N
2/8/95.....L, 4-5 A
3/5/95.....W, 4-2 H
3/18/95.....W, 4-1 H
4/24/95.....L, 4-5 A
12/16/95.....W, 3-2 H
12/18/95.....L, 0-3 A
1/5/96.....T, 4-4* H
2/27/96.....W, 5-3 A
3/9/96.....L, 1-6 H
4/10/96.....W, 4-1 A
10/23/96.....W, 3-2 A
11/9/96.....W, 3-2 H
1/9/97.....W, 2-0 H
1/22/97.....L, 3-5 H
3/12/97.....L, 2-3 A
12/2/97.....W, 3-2* A
1/3/98.....L, 2-3 H
1/8/98.....W, 5-3 A
1/26/98.....T, 2-2* A
4/14/98.....W, 3-1 H
1/7/99.....W, 5-1 H
1/26/99.....L, 1-4 H
2/1/99.....W, 3-1 A

3/4/99.....L, 2-4 H
3/15/99.....T, 1-1* H
11/11/99.....OTL, 4-5* H
12/17/99.....W, 3-2* A
3/23/00.....W, 4-1 A
4/3/00.....W, 4-1 H
11/9/00.....L, 3-5 H
12/6/00.....L, 2-3 A
3/9/01.....W, 5-3 H
3/19/01.....L, 3-6 A
10/10/01.....W, 5-2 A
11/23/01.....W, 6-2 H
12/4/01.....W, 5-2 H
1/26/02.....L, 3-6 A
10/23/02.....W, 4-1 A
1/4/03.....T, 2-2* A
1/15/03.....OTL, 1-2* H
1/26/03.....W, 2-2 H
1/28/04.....W, 2-1 A
3/5/04.....L, 2-3 A
3/18/04.....W, 4-3 H
4/3/04.....OTL, 2-3* H
10/10/05.....W, 3-2 H
11/26/05.....L, 3-2 so A
12/3/05.....W, 5-1 H
3/16/06.....L, 4-5 A
10/5/06.....L, 2-5 A
11/11/06.....W, 3-1 H
12/30/06.....L, 1-4 A
2/10/07.....L, 2-5 H
10/12/07.....L, 1-3 A
11/1/07.....L, 0-2 A
12/12/07.....W, 5-4 ot H
2/10/08.....W, 3-2 ot H
11/9/08.....W, 3-1 H
12/23/08.....W, 5-4 ot A
1/3/09.....W, 2-1 H
2/11/09.....L, 4-5 so A
10/8/09.....L, 3-4 H
11/17/09.....W, 4-2 A
2/4/10.....W, 6-5 A
3/6/10.....W, 2-0 H
11/9/10.....W, 5-3 A
12/12/10.....L, 0-7 A
1/24/11.....L, 1-2 so H
2/25/11.....L, 0-6 H
11/25/11.....L, 3-6 H
12/28/11.....W, 4-1 H
2/12/12.....L, 2-3 A
4/7/12.....W, 4-1 A
2/17/13.....L, 1-2 A
3/10/13.....L, 1-4 H
3/24/13.....W, 3-2 so A

OTTAWA SENATORS

Lead, 37-32-5-4

Home: 22-11-4-2

Away: 15-21-1-2

10/16/92.....W, 5-1 H
12/7/92.....W, 6-5 A
12/21/92.....W, 4-3 A
1/23/93.....W, 6-4 H
12/4/93.....W, 6-1 A
12/17/93.....W, 11-2 H
4/6/94.....L, 5-6 A
4/9/94.....W, 8-4 H
2/23/95.....T, 5-5* H
3/10/95.....T, 2-2* H
3/21/95.....W, 1-0 H
1/11/96.....W, 6-1 H
2/1/96.....W, 4-2 A
3/29/96.....W, 5-0 H
4/6/96.....W, 4-3 A
11/27/96.....L, 1-2 H
1/15/97.....L, 1-5 A
2/18/97.....L, 1-6 H

4/3/97.....L, 0-4 A
11/27/97.....L, 1-3 A
12/27/97.....L, 0-3 H
1/13/98.....W, 4-0 H
3/14/98.....L, 0-4 A
11/7/98.....W, 8-5 A
11/20/98.....L, 1-4 H
1/1/99.....L, 3-4 H
2/13/99.....L, 1-2 A
11/3/99.....W, 3-1 H
1/16/00.....W, 2-1 H
3/25/00.....W, 4-3 A
4/4/00.....L, 0-4 A
12/27/00.....W, 5-1 A
1/18/01.....L, 4-5 A
1/30/01.....T, 1-1* H
3/11/01.....W, 6-5 H
11/1/01.....L, 5-11 H
1/3/02.....L, 1-4 A
3/2/02.....W, 3-2* A
4/5/02.....T, 0-0* H
11/29/02.....L, 2-6 H
1/18/03.....L, 2-5 A
3/28/03.....W, 3-2 A
4/3/03.....L, 1-5 H
10/23/03.....L, 1-5 A
1/3/04.....L, 2-5 A
2/17/04.....T, 1-1* H
3/8/04.....L, 1-4 H
1/4/06.....L, 1-3 H
3/2/06.....L, 1-7 A
3/12/06.....L, 2-5 H
4/1/06.....W, 1-0 A
11/6/06.....W, 4-3 ot H
12/6/06.....W, 6-2 H
1/16/07.....L, 2-5 A
1/30/07.....L, 2-3 A
11/8/07.....W, 4-1 A
12/29/07.....W, 8-6 A
1/1/08.....W, 6-3 H
1/15/08.....W, 4-2 H
1/4/08.....L, 1-2 ot A
12/12/08.....W, 5-1 H
1/20/09.....L, 2-3 A
2/1/09.....W, 7-4 H
11/23/09.....L, 3-4 ot A
1/7/10.....W, 5-2 H
2/11/10.....L, 5-6 A
3/30/10.....L, 4-5 ot H
10/11/10.....W, 3-2 ot H
12/19/10.....W, 3-2 A
1/16/11.....W, 3-1 H
3/25/11.....L, 0-2 A
10/15/11.....W, 2-1 H
12/31/11.....W, 3-2 ot H
12/7/11.....W, 5-3 A
2/22/12.....L, 2-5 A
1/29/13.....L, 2-3 A
4/18/13.....L, 1-3 A
4/25/13.....L, 1-2 ot H

PHILADELPHIA FLYERS

Trail, 73-97-19-5

Home: 41-40-13-1

Away: 32-57-6-4

Neutral: 1-0-0

11/9/74.....L, 2-6 A
12/26/74.....L, 1-4 H
1/16/75.....L, 0-4 A
3/18/75.....L, 2-7 H
10/9/75.....L, 4-5 A
12/19/75.....L, 5-7 H
2/24/76.....T, 5-5 H
4/1/76.....L, 2-11 A
12/3/76.....T, 4-4 H
12/23/76.....L, 2-5 A

1/30/77.....T, 5-5 H
2/10/77.....L, 2-9 A
11/3/77.....L, 1-4 A
11/5/77.....L, 1-3 H
2/12/78.....L, 1-4 A
2/26/78.....L, 1-6 H
12/19/78.....T, 4-4 H
12/21/78.....L, 2-5 A
1/9/79.....L, 2-5 H
3/25/79.....L, 4-7 A
1/15/80.....L, 4-7 A
1/19/80.....T, 4-4 H
3/29/80.....T, 3-3 H
4/3/80.....L, 2-4 A
12/20/80.....L, 2-5 H
12/21/80.....W, 6-0 A
1/4/81.....L, 1-8 H
3/24/81.....W, 5-2 A
10/14/81.....L, 4-5 H
10/15/81.....L, 2-5 A
11/21/81.....W, 10-4 H
11/22/81.....W, 3-2 A
3/7/82.....L, 1-7 A
3/13/82.....W, 6-3 H
3/25/82.....W, 4-3 A
3/27/82.....T, 4-4 H
10/9/82.....L, 2-3 H
10/10/82.....L, 4-6 A
12/19/82.....W, 3-1 A
12/26/82.....L, 3-6 H
1/18/83.....W, 4-1 H
3/5/83.....W, 4-3 H
3/20/83.....W, 3-2 A
10/6/83.....L, 1-4 A
10/22/83.....W, 4-1 H
12/15/83.....L, 4-9 A
12/26/83.....L, 4-5 H
1/8/84.....W, 7-1 A
2/11/84.....W, 6-3 H
4/1/84.....W, 4-1 A
10/11/84.....T, 2-2* A
10/13/84.....L, 2-4 H
12/23/84.....L, 4-7 A
12/26/84.....W, 6-0 H
2/9/85.....L, 4-5 H
3/7/85.....L, 6-9 A
3/8/85.....L, 2-4 H
10/13/85.....L, 2-4 H
1/9/86.....L, 0-4 A
1/18/86.....W, 5-2 H
2/22/86.....L, 1-3 A
3/13/86.....L, 0-2 A
3/23/86.....W, 6-5 H
4/6/86.....L, 3-5 A
10/11/86.....L, 1-6 H
11/16/86.....L, 2-6 A
11/28/86.....L, 2-4 H
1/3/87.....L, 1-4 H
1/11/87.....T, 2-2* A
3/5/87.....L, 2-4 A
4/4/87.....W, 3-2* H
10/22/87.....W, 4-1 A
12/26/87.....L, 2-3 H
1/5/88.....W, 3-1 A
1/31/88.....W, 1-0* H
3/10/88.....L, 2-5 A
3/25/88.....W, 5-3 H
4/3/88.....T, 2-2* A
12/6/88.....W, 4-3 H
12/15/88.....L, 1-4 A
12/27/88.....W, 4-3 H
1/26/89.....W, 1-0 A
2/5/89.....L, 1-3 H
3/24/89.....W, 6-1 H
3/30/89.....L, 4-5 A
10/6/89.....W, 5-3 H
12/1/89.....L, 2-3 H
12/5/89.....W, 4-3 A

12/19/89.....W, 2-1 A
1/28/90.....W, 7-2 H
12/11/90.....W, 4-1 H
3/10/90.....W, 4-3 A
3/29/90.....T, 2-2* A
10/23/90.....W, 6-2 A
1/4/91.....T, 3-3* H
1/24/91.....L, 1-6 A
2/10/91.....W, 5-2 H
3/16/91.....W, 6-0 H
3/28/91.....W, 3-0 A
10/4/91.....W, 5-2 H
12/5/91.....W, 4-3 A
12/22/91.....L, 3-4* A
1/28/92.....L, 2-3 A
2/22/92.....W, 7-5 H
3/14/92.....L, 1-3 A
3/20/92.....L, 6-7 H
10/10/92.....L, 2-4 H
12/12/92.....W, 5-2 A
12/26/92.....T, 5-5* H
1/7/93.....L, 2-8 A
3/5/93.....L, 0-3 H
3/11/93.....L, 4-6 A
4/8/93.....L, 3-4 A
10/15/93.....L, 0-3 H
12/9/93.....W, 4-2 A
12/21/93.....W, 4-1 A
1/29/94.....W, 4-2 A
2/2/94.....W, 5-2 N
3/4/94.....T, 3-3* H
2/13/95.....L, 3-5 A
2/28/95.....L, 2-4 A
3/25/95.....T, 2-2* H
4/8/95.....L, 1-3 H
10/11/95.....L, 1-2 A
11/14/95.....T, 2-2* H
1/28/96.....W, 3-2* H
2/22/96.....L, 3-5 A
3/3/96.....W, 3-0 H
10/30/96.....W, 4-2 H
11/14/96.....W, 5-2 A
1/11/97.....T, 3-3* A
1/29/97.....L, 1-2 H
3/9/97.....L, 0-5 A
3/29/97.....L, 3-5 H
10/31/97.....T, 2-2* H
1/9/98.....W, 4-1 H
1/31/98.....W, 3-2* A
3/5/98.....L, 2-3 A
4/11/98.....L, 3-4 A
12/5/98.....L, 1-2 A
1/13/99.....L, 0-3 H
1/21/99.....L, 1-4 A
4/10/99.....L, 1-2 H
10/12/99.....W, 5-4 H
1/30/00.....W, 2-0 H
2/19/00.....L, 2-4 A
3/9/00.....L, 1-3 A
10/29/00.....T, 1-1* A
11/18/00.....L, 3-5 A
12/30/00.....W, 6-3 H
1/28/01.....W, 4-2 H
10/20/01.....L, 3-6 A
10/30/01.....L, 0-3 H
11/15/01.....L, 0-5 A
12/26/01.....L, 1-4 H
10/19/02.....L, 1-3 A
11/2/02.....L, 1-2 A
11/9/02.....W, 4-1 H
3/10/03.....W, 2-1* H
11/8/03.....L, 2-4 A
1/25/04.....L, 1-4 H
2/4/04.....L, 1-5 A
3/4/04.....W, 2-1 H
11/3/05.....L, 1-8 A
12/31/05.....W, 4-3 so H
1/6/06.....L, 1-3 H



Game-by-Game Results by Team

2/10/06	L, 4-5	A
11/4/06	W, 5-3	A
12/9/06	W, 5-3	A
12/16/06	W, 4-1	H
1/9/07	W, 6-2	H
11/2/07	L, 2-3	H
11/23/07	W, 4-3 ot	A
1/13/08	L, 4-6	H
2/6/08	W, 4-3	A
12/20/08	L, 1-7	A
1/6/09	W, 2-1 so	H
2/24/09	L, 2-4	H
3/12/09	W, 2-1	A
10/6/09	L, 5-6 ot	A
10/27/09	W, 4-2	H
12/5/09	W, 8-2	A
1/17/10	W, 5-3	H
11/7/10	W, 3-2 ot	H
11/20/10	L, 4-5 so	H
1/18/11	L, 2-3 ot	A
3/22/11	W, 5-4 so	A
10/20/11	W, 5-2	A
12/13/11	L, 1-5	H
3/4/12	L, 0-1	H
3/22/12	L, 1-2 so	A
2/1/13	W, 3-2	H
2/27/13	L, 1-4	A
3/31/13	L, 4-5 ot	A

PHOENIX COYOTES

Lead, 29-25-12-1
Home: 20-8-5-1
Away: 9-17-7-0

11/2/79	T, 1-1	A
11/7/79	W, 6-3	H
1/22/80	W, 5-4	H
2/8/80	W, 4-3	A
10/10/80	W, 4-1	H
11/2/80	T, 4-4	A
12/31/80	W, 5-3	A
1/27/81	W, 4-3	H
12/4/81	W, 7-3	H
1/20/82	L, 0-3	A
2/21/82	W, 6-3	A
11/19/82	T, 3-3	A
12/7/82	T, 3-3	H
2/13/83	W, 6-1	H
10/30/83	W, 7-3	A
1/17/84	W, 8-3	H
2/19/84	L, 3-4*	A
12/7/84	L, 5-7	H
2/3/85	W, 6-2	H
2/13/85	L, 3-5	A
10/25/85	T, 7-7*	A
12/20/85	L, 4-7	A
3/21/86	W, 5-3	H
12/3/86	T, 3-3*	A
1/13/87	L, 2-3	H
2/1/87	W, 6-4	H
10/30/87	L, 2-3*	A
1/26/88	L, 2-3	H
2/19/88	W, 6-0	A
10/23/88	L, 2-3	A
12/17/88	W, 6-3	H
3/14/89	W, 6-3	H
10/25/89	L, 4-6	A
1/10/90	L, 1-6	A
1/23/90	L, 3-4	H
10/12/90	W, 3-1	H
2/2/91	L, 2-4	H
3/8/91	W, 2-1	A
10/27/91	L, 5-6	A
12/8/91	L, 3-4	A
3/6/92	T, 3-3	H
10/26/92	L, 2-6	A
12/11/92	W, 8-6	H

10/6/93	L, 4-6	A
4/12/94	W, 4-3	H
12/10/95	W, 6-1	A
1/16/96	T, 1-1*	H
12/17/96	L, 3-4	A
1/3/97	W, 3-0	H
10/23/97	T, 3-3*	A
3/16/98	W, 2-1	H
2/24/99	L, 1-2	H
3/25/99	L, 2-4	A
10/23/99	T, 2-2*	A
1/28/00	W, 3-2*	H
11/14/00	T, 2-2*	H
10/13/01	L, 2-5	A
11/2/01	T, 2-2*	H
12/13/02	W, 4-3	A
1/1/03	OTL, 1-2*	H
1/7/04	L, 0-3	H
1/16/06	W, 6-1	A
1/1/07	L, 2-3	H
10/23/08	L, 1-2	A
1/23/10	W, 4-2	H
2/14/11	L, 2-3	A
11/21/11	W, 4-3	H

PITTSBURGH PENGUINS

Trail, 88-90-16-6
Home: 51-37-9-4
Away: 36-53-7-2
Neutral: 1-0-0-0

11/16/74	L, 1-8	A
11/18/74	L, 0-6	H
1/19/75	L, 2-3	H
2/26/75	L, 1-3	A
3/15/75	L, 1-12	A
4/6/75	W, 8-4	H
10/7/75	L, 2-4	H
10/11/75	L, 5-7	A
11/12/75	T, 6-6	H
1/24/76	L, 2-8	A
3/19/76	L, 3-7	H
4/3/76	W, 5-4	A
11/30/76	W, 6-4	H
12/18/76	W, 5-3	A
1/6/77	T, 3-3	H
2/22/77	W, 3-1	H
2/26/77	L, 1-2	A
3/30/77	W, 4-3	A
10/14/77	W, 2-1	H
12/4/77	L, 2-4	H
12/28/77	T, 2-2	A
1/2/78	W, 3-2	H
1/21/78	W, 5-2	A
4/8/78	W, 6-4	A
10/21/78	L, 1-5	A
11/1/78	W, 6-4	H
11/29/78	L, 3-5	A
12/1/78	L, 4-7	H
1/20/79	W, 5-2	A
3/17/79	L, 2-5	H
3/21/79	T, 2-2	A
4/8/79	W, 5-2	H
10/20/79	L, 1-5	A
12/7/79	L, 3-5	H
3/30/80	L, 0-4	A
4/1/80	W, 6-2	H
11/12/80	W, 3-1	A
12/12/80	L, 2-6	H
1/31/81	T, 4-4	A
2/26/81	L, 5-7	H
11/1/81	L, 2-3	H
12/12/81	L, 4-7	A
12/30/81	L, 2-6	A
1/31/82	W, 8-3	H
2/6/82	W, 6-4	A
3/10/82	L, 2-7	H

3/28/82	L, 5-6	H
3/31/82	T, 4-4	A
10/27/82	L, 5-7	A
12/2/82	W, 5-4	H
12/18/82	W, 3-1	A
12/28/82	W, 6-3	H
1/26/83	W, 6-2	A
1/28/83	W, 7-2	H
3/26/83	T, 4-4	H
10/14/83	L, 0-4	H
10/25/83	W, 1-0	A
1/21/84	W, 3-2	A
3/1/84	W, 9-1	H
3/5/84	W, 5-2	A
3/24/84	W, 6-0	H
3/25/84	W, 4-3	A
11/21/84	T, 3-3*	A
12/2/84	W, 9-1	H
1/16/85	W, 5-4	A
1/17/85	W, 6-2	H
3/24/85	W, 7-3	H
4/6/85	W, 7-4	A
4/7/85	W, 7-3	H
1/16/85	W, 4-1	A
11/19/85	W, 4-3	H
11/20/85	W, 3-1	A
2/12/86	L, 1-8	A
3/11/86	W, 5-3	H
3/17/86	W, 5-3	A
4/1/86	W, 5-3	H
10/9/86	L, 4-5	A
11/22/86	L, 4-5	H
1/1/87	W, 4-3*	H
1/7/87	L, 2-5	A
1/9/87	W, 3-2	H
1/27/87	L, 5-7	A
3/20/87	W, 4-3	H
11/11/87	L, 2-3	A
11/27/87	L, 2-4	H
11/28/87	T, 5-5*	A
1/1/88	W, 5-3	H
2/2/88	L, 2-3*	A
3/23/88	L, 1-7	A
4/2/88	L, 6-7*	H
10/7/88	L, 4-6	H
10/11/88	L, 7-8	A
11/25/88	L, 3-5	H
11/30/88	L, 4-6	A
1/2/89	W, 8-0	H
3/3/89	W, 4-2	H
3/22/89	W, 5-4	A
11/24/89	L, 4-7	H
11/25/89	W, 4-1	A
12/6/89	L, 3-5	A
12/21/89	L, 2-5	A
12/26/89	W, 6-3	H
1/12/90	L, 4-6	H
2/8/90	L, 5-7	A
10/5/90	L, 4-7	H
11/23/90	W, 7-3	H
11/24/90	L, 2-3*	A
12/5/90	W, 3-1	A
12/26/90	L, 3-7	H
1/29/91	L, 2-3*	A
2/24/91	T, 5-5*	H
10/29/91	W, 8-0	A
11/15/91	W, 6-2	H
12/14/91	W, 7-2	A
12/28/91	L, 2-6	H
1/26/92	W, 6-4	H
2/25/92	W, 5-3	H
4/15/92	L, 1-4	A
11/27/92	W, 6-4	H
11/28/92	L, 3-5	A
1/26/93	L, 3-6	A
1/31/93	T, 2-2*	H
2/28/93	L, 2-4	H
3/18/93	L, 5-7	A

3/28/93	L, 1-4	H
11/18/93	L, 2-3	A
11/26/93	T, 4-4*	H
12/26/93	W, 7-3	H
3/15/94	W, 5-4*	A
1/29/95	L, 1-4	H
4/11/95	L, 1-3	A
4/22/95	W, 2-1	A
5/2/95	W, 7-2	H
11/17/95	L, 2-3*	H
11/18/95	L, 0-3	A
1/1/96	W, 4-2	H
4/4/96	L, 2-4	A
10/19/96	L, 1-2	A
11/1/96	W, 4-2	H
12/6/96	L, 3-5	H
12/30/96	L, 3-5	A
11/12/97	W, 4-1	A
12/26/97	L, 1-4	H
1/28/98	T, 2-2*	H
2/4/98	T, 2-2*	A
11/25/98	W, 5-4	H
12/19/98	L, 0-3	A
2/15/99	L, 3-7	A
2/28/99	W, 4-3	H
12/9/99	L, 0-3	A
12/29/99	W, 3-2*	H
2/1/00	L, 2-3	A
3/30/00	OTL, 3-4*	H
1/3/01	L, 2-3	A
1/8/01	L, 3-5	H
3/3/01	W, 4-3	H
3/7/01	W, 4-3	A
12/11/01	T, 2-2*	H
12/21/01	L, 3-4	A
12/22/01	T, 4-4*	H
3/24/02	L, 2-6	A
10/28/02	L, 2-3	A
12/3/02	W, 4-1	A
1/30/03	W, 2-1	H
4/5/03	W, 5-3	H
1/18/04	W, 4-3	H
3/16/04	L, 1-4	A
3/30/04	W, 4-2	H
4/4/04	L, 3-4	A
11/22/05	L, 4-5	A
1/25/06	L, 1-8	A
2/11/06	L, 3-6	H
3/8/06	W, 6-3	H
12/11/06	L, 4-5 so	H
2/3/07	L, 0-2	A
2/18/07	L, 2-3	A
3/27/07	L, 3-4	H
10/20/07	L, 1-2	H
12/27/07	L, 3-4 ot	A
1/21/08	W, 6-5 so	A
3/9/08	L, 2-4	H
10/16/08	W, 4-3	A
1/14/09	W, 6-3	A
2/22/09	W, 5-2	H
3/8/09	L, 3-4 so	H
1/21/10	W, 6-3	A
2/8/10	W, 5-4 ot	H
3/24/10	W, 4-3 so	H
4/6/10	W, 6-3	A
12/23/10	L, 2-3 so	H
1/11/11	W, 3-1	A
2/6/11	W, 3-0	H
2/21/11	W, 1-0	A
10/13/11	W, 3-2 ot	A
12/1/11	L, 1-2	H
1/11/12	W, 1-0	H
1/22/12	L, 3-4 ot	A
2/3/13	L, 3-6	H
2/7/13	L, 2-5	A
3/19/13	L, 1-2	A

ST. LOUIS BLUES

Tied, 37-37-12-1
Home: 23-16-4-0
Away: 14-21-8-1

12/7/74	L, 2-8	A
12/8/74	L, 1-3	H
2/15/75	L, 1-7	A
2/23/75	L, 2-7	H
11/9/75	L, 3-5	H
11/15/75	L, 2-9	A
1/8/76	L, 2-4	A
2/13/76	L, 0-2	H
1/2/77	W, 2-1	H
1/23/77	W, 6-3	H
1/29/77	W, 5-2	A
2/19/77	L, 1-4	A
11/15/77	T, 2-2	A
12/11/77	W, 2-1	H
3/4/78	T, 3-3	A
3/19/78	L, 2-3	H
11/21/78	W, 4-3	A
11/22/78	L, 1-3	H
12/2/78	L, 2-5	A
3/10/79	W, 7-5	H
12/8/79	L, 1-5	A
3/5/80	W, 7-5	H
3/22/80	L, 2-6	A
3/26/80	W, 4-2	H
10/24/80	L, 2-3	H
10/25/80	T, 3-3	A
2/28/81	L, 4-7	A
3/21/81	T, 3-3	H
1/9/82	L, 4-7	A
2/25/82	W, 9-1	H
3/3/82	W, 8-4	H
10/30/82	W, 6-5	A
11/5/82	L, 3-4	H
1/8/83	T, 3-3	A
1/5/84	W, 5-1	H
2/18/84	W, 4-2	A
3/18/84	L, 3-5	H
12/11/84	T, 3-3*	A
12/22/84	W, 7-5	H
1/9/85	W, 4-2	A
10/29/85	W, 6-3	H
12/5/85	W, 3-2*	H
3/15/86	W, 5-4	A
12/20/86	W, 5-3	H
1/5/87	W, 6-4	A
3/14/87	T, 3-3*	A
12/20/87	T, 1-1*	H
1/16/88	L, 1-3	A
3/22/88	L, 3-5	H
11/29/88	W, 4-3	H
1/28/89	T, 4-4*	A
2/14/89	W, 5-3	A
10/28/89	L, 0-1	A
10/31/89	T, 1-1*	H
3/13/90	L, 1-4	H
12/20/90	T, 3-3*	A
1/15/91	L, 3-7	A
3/19/91	L, 1-2	H
1/14/92	W, 6-1	A
2/27/92	L, 3-7	A
3/17/92	W, 6-4	H
2/11/93	W, 10-6	A
2/21/93	W, 5-2	H
11/24/93	W, 5-2	H
2/10/94	W, 4-3	H
10/7/95	W, 4-1	H
10/29/95	W, 3-1	H
10/26/96	W, 6-4	H
3/25/97	W, 3-2	A
10/25/97	L, 2-5	A
12/29/97	W, 4-2	A
11/28/98	L, 2-4	A
4/7/99	L, 1-4	A
1/1/00	T, 1-1*	H

Game-by-Game Results by Team

2/15/97.....	L, 1-4	A
1/21/98.....	W, 3-2*	A
2/7/98.....	L, 3-4	H
2/25/98.....	L, 3-4	H
2/28/98.....	L, 2-5	A
4/2/98.....	W, 4-1	H
10/18/98.....	W, 4-1	A
11/4/98.....	L, 2-5	H
2/3/99.....	W, 10-1	H
3/2/99.....	W, 8-2	A
4/3/99.....	L, 3-4	A
11/9/99.....	W, 2-1	H
1/17/00.....	W, 6-3	A
1/24/00.....	W, 8-2	H
3/1/00.....	W, 4-2	A
3/19/00.....	W, 5-2	H
11/5/00.....	L, 2-5	A
11/29/00.....	W, 4-1	H
1/23/01.....	W, 5-2	A
3/24/01.....	W, 3-2	A
4/8/01.....	W, 2-1	H
10/23/01.....	T, 1-1*	A
11/21/01.....	W, 3-2	H
2/9/02.....	W, 4-2	A
2/11/02.....	W, 3-1	H
4/3/02.....	W, 4-1	H
10/25/02.....	L, 2-3	A
11/1/02.....	W, 3-2	H
12/23/02.....	W, 3-0	H
2/4/03.....	W, 5-1	A
2/17/03.....	L, 1-3	A
11/4/03.....	W, 5-1	A
11/14/03.....	L, 2-5	H
2/3/04.....	W, 2-1	H
2/23/04.....	L, 3-6	H
2/28/04.....	L, 2-4	A
3/27/04.....	L, 1-4	A
10/16/05.....	W, 3-2 so	H
10/28/05.....	L, 2-4	A
11/15/05.....	W, 4-3 so	H
11/23/05.....	L, 3-4 so	H
1/29/06.....	W, 2-1	H
2/4/06.....	L, 0-5	A
3/23/06.....	L, 3-4 ot	A
4/18/06.....	W, 4-1	A
10/21/06.....	L, 4-6	H
11/28/06.....	W, 5-2	A
12/19/06.....	L, 4-5	H
1/11/07.....	L, 4-5	A
2/15/07.....	L, 2-3 so	A
3/1/07.....	L, 4-5 so	H
3/18/07.....	W, 7-1	H
3/31/07.....	L, 2-5	A
10/24/07.....	W, 5-3	H
11/10/07.....	L, 2-5	H
11/16/07.....	L, 2-5	A
12/15/07.....	W, 3-2	A
12/26/07.....	W, 3-2	H
2/16/08.....	W, 3-2	A
3/27/08.....	W, 4-3 ot	A
4/3/08.....	W, 4-1	H
11/10/08.....	W, 4-2	H
1/1/09.....	W, 7-4	H
2/14/09.....	W, 5-1	A
3/19/09.....	W, 5-2	A
3/27/09.....	W, 5-3	H
4/9/09.....	W, 4-2	A
12/7/09.....	W, 3-0	A
1/12/10.....	L, 4-7	A
1/31/10.....	W, 3-2	H
3/4/10.....	W, 5-4	H
3/12/10.....	L, 2-3	H
3/20/10.....	W, 3-1	A
11/11/10.....	W, 6-3	H
11/26/10.....	W, 6-0	H
1/4/11.....	L, 0-1 ot	H
1/12/11.....	L, 0-3	A
2/4/11.....	W, 5-2	A
3/7/11.....	W, 2-1 so	A

TORONTO MAPLE LEAFS

Lead, 62-52-10-5
Home: 39-21-4-2
Away: 23-31-6-3

10/27/74.....	L, 3-4	H
11/30/74.....	L, 1-7	A
12/15/74.....	W, 3-1	H
3/1/75.....	L, 4-5	A
3/9/75.....	L, 2-4	H
10/24/75.....	L, 3-6	H
11/18/75.....	L, 2-4	A
2/4/76.....	T, 4-4	A
2/16/76.....	L, 1-5	H
3/20/76.....	L, 3-7	A
12/17/76.....	W, 3-2	H
1/1/77.....	L, 1-3	A
2/12/77.....	L, 0-10	A
2/25/77.....	W, 4-2	H
3/27/77.....	W, 7-4	H
11/11/77.....	L, 1-3	H
11/16/77.....	L, 2-5	A
11/26/77.....	T, 4-4	A
2/25/78.....	L, 0-4	A
3/15/78.....	L, 2-5	H
12/17/78.....	W, 7-6	H
12/30/78.....	T, 5-5	A
1/28/79.....	T, 2-2	H
3/28/79.....	L, 2-6	A
10/19/79.....	L, 3-5	H
11/28/79.....	L, 2-4	H
12/26/79.....	W, 8-2	A
3/24/80.....	L, 1-6	A
11/28/80.....	W, 6-2	H
11/29/80.....	W, 7-3	A
3/8/81.....	W, 7-3	H
3/14/81.....	L, 3-5	A
12/5/81.....	L, 4-9	A
12/11/81.....	W, 11-2	H
4/3/82.....	W, 6-4	A
10/13/82.....	W, 5-3	A
11/26/82.....	W, 5-3	H
1/6/83.....	L, 1-3	H
12/17/83.....	W, 3-1	A
1/27/84.....	W, 6-1	H
1/28/84.....	W, 8-0	A
2/1/85.....	T, 3-3*	H
2/5/85.....	W, 4-1	A
3/14/85.....	W, 4-0	H
10/16/85.....	W, 6-5*	A
12/10/85.....	W, 3-2	H
1/29/86.....	L, 2-5	A
12/10/86.....	L, 2-8	A
3/13/87.....	W, 10-2	H
3/31/87.....	W, 4-2	H
12/15/87.....	L, 3-5	A
12/18/87.....	W, 4-2	H
12/28/87.....	T, 4-4*	A
10/14/88.....	L, 1-3	H
1/6/89.....	W, 3-0	H
1/11/89.....	W, 3-2	A
10/21/89.....	L, 4-8	A
3/13/89.....	W, 2-1	H
1/8/90.....	L, 6-8	A
11/14/90.....	L, 3-5	A
11/21/90.....	W, 5-3	H
12/22/90.....	L, 2-5	H

10/9/91.....	W, 5-4	A
11/1/91.....	W, 4-0	H
12/20/91.....	W, 4-3	H
10/6/92.....	W, 6-5	A
3/9/93.....	W, 3-1	H
10/13/93.....	L, 1-7	A
1/11/94.....	L, 1-2	H
11/10/95.....	L, 1-6	A
2/16/96.....	W, 4-3	H
1/13/97.....	W, 6-3	H
2/26/97.....	W, 3-1	A
10/1/97.....	W, 4-1	A
1/6/98.....	W, 5-3	H
11/10/98.....	W, 4-1	H
1/1/99.....	W, 5-2	A
1/30/99.....	L, 3-5	A
2/22/99.....	W, 4-3	H
11/5/99.....	W, 5-3	H
11/29/99.....	L, 1-3	A
1/22/00.....	T, 5-5*	A
4/1/00.....	L, 3-4	H
1/6/01.....	W, 3-2	A
2/1/01.....	W, 5-4	H
3/1/01.....	OTL, 2-3*	H
1/16/01.....	L, 2-4	A
1/11/02.....	T, 3-3*	H
3/4/02.....	L, 2-3	H
3/21/02.....	W, 4-3	A
11/26/02.....	L, 4-5	A
1/17/03.....	L, 1-4	H
2/20/03.....	L, 2-6	H
3/29/03.....	OTL, 3-4*	A
10/13/03.....	T, 2-2*	A
10/25/03.....	L, 1-4	A
12/19/03.....	T, 2-2*	H
1/21/04.....	L, 2-3	H
1/16/05.....	W, 5-4	H
11/8/05.....	L, 4-6	A
2/3/06.....	W, 4-1	H
2/28/06.....	W, 5-3	A
11/24/06.....	L, 1-7	H
12/23/06.....	W, 3-2	A
3/6/07.....	L, 0-3	A
3/16/07.....	W, 5-1	H
10/29/07.....	W, 7-1	A
1/23/08.....	L, 2-3	A
1/24/08.....	W, 2-1	H
3/1/08.....	L, 2-3	H
12/6/08.....	W, 2-1	A
12/28/08.....	W, 4-1	H
3/5/09.....	L, 1-2	H
3/24/09.....	L, 2-3 so	A
10/3/09.....	W, 6-4	H
11/21/09.....	L, 1-2 so	A
12/12/09.....	L, 3-6	A
1/15/10.....	W, 6-1	H
11/3/10.....	W, 5-4 so	H
12/6/10.....	L, 4-5 so	H
1/22/11.....	W, 4-1	A
4/5/11.....	W, 3-2 so	A
11/19/11.....	L, 1-7	A
12/9/12.....	W, 4-2	H
2/25/12.....	W, 4-2	A
3/11/12.....	W, 2-0	H
1/31/13.....	L, 2-3	A
2/5/13.....	L, 2-3	H
4/16/13.....	W, 5-1	H

VANCOUVER CANUCKS

Lead, 39-36-9-1
Home: 23-16-4-0
Away: 16-20-5-1

12/17/74.....	L, 2-4	A
1/23/75.....	L, 2-3	H
2/1/75.....	L, 2-5	A
3/2/75.....	L, 3-7	H
10/14/75.....	L, 2-7	A
11/19/75.....	L, 2-5	H

1/6/76.....	L, 3-5	H
1/30/76.....	L, 2-4	A
10/13/76.....	L, 1-4	A
11/9/76.....	W, 4-2	H
12/7/76.....	W, 4-3	H
3/9/77.....	L, 2-5	A
12/6/77.....	L, 2-5	H
12/13/77.....	L, 1-3	A
1/31/78.....	L, 2-4	A
2/14/78.....	L, 24-	H
12/9/78.....	W, 7-5	A
1/14/79.....	W, 5-3	H
2/3/79.....	L, 1-5	H
3/2/79.....	W, 6-2	A
10/27/79.....	L, 3-5	A
12/21/79.....	W, 2-1	H
1/11/80.....	W, 7-4	H
2/16/80.....	W, 5-3	A
12/9/80.....	L, 2-4	H
12/30/80.....	T, 3-3	A
1/29/81.....	W, 3-1	H
2/3/81.....	T, 3-3	A
10/28/81.....	L, 0-3	A
1/2/82.....	W, 5-2	H
3/17/82.....	T, 6-6	H
11/21/82.....	L, 3-5	A
2/18/83.....	W, 2-1	A
3/23/83.....	T, 1-1	H
11/4/83.....	W, 5-4*	H
1/13/84.....	W, 6-4	A
2/28/84.....	L, 2-3	H
10/28/84.....	W, 5-2	A
2/21/85.....	W, 6-2	A
2/26/85.....	W, 3-2	H
11/15/85.....	W, 5-3	H
12/7/85.....	W, 2-1	H
12/17/85.....	T, 4-4*	A
10/28/86.....	W, 5-2	A
11/5/86.....	W, 3-2	H
2/20/87.....	W, 6-3	A
10/27/87.....	W, 3-2	A
11/3/87.....	W, 3-2	H
3/6/88.....	W, 7-2	H
10/25/88.....	W, 4-3*	A
2/19/89.....	L, 2-3	A
3/5/89.....	W, 3-0	H
11/14/89.....	T, 4-4*	A
1/5/90.....	L, 2-5	H
3/17/90.....	L, 1-3	H
10/30/90.....	W, 2-1	A
2/5/91.....	W, 5-3	H
2/16/91.....	L, 2-4	A
10/24/91.....	L, 1-3	A
1/3/92.....	T, 3-3*	H
3/29/92.....	W, 7-4	H
10/28/92.....	L, 3-4	A
3/2/93.....	T, 3-3*	H
10/27/93.....	W, 4-2	A
11/5/93.....	W, 3-2	H
2/10/96.....	T, 4-4*	A
3/12/96.....	W, 9-0	H
2/11/97.....	W, 5-2	A
3/11/97.....	W, 4-1	H
11/4/97.....	W, 2-1	H
3/28/98.....	W, 3-2	A
10/21/98.....	L, 1-2	H
11/1/98.....	L, 1-4	A
12/22/99.....	L, 3-6	A
11/22/00.....	W, 3-2*	H
2/14/01.....	W, 4-3*	A
1/19/02.....	L, 1-5	H
3/23/03.....	L, 0-6	A
1/31/04.....	L, 1-6	H
10/27/06.....	L, 2-3 so	A
10/26/07.....	L, 2-3	H
10/13/08.....	W, 5-1	H
12/18/09.....	L, 2-3	A
1/14/11.....	L, 2-4	H
10/29/11.....	L, 4-7	A

WINNIPEG JETS

Lead, 42-25-5-7
Home: 24-9-3-3
Away: 18-16-2-4

12/15/99.....	W, 4-0	A
1/6/00.....	L, 1-3	A
1/8/00.....	W, 3-0	H
1/12/00.....	W, 5-2	A
3/28/00.....	W, 5-2	H
10/11/00.....	T, 3-3*	A
11/12/00.....	T, 2-2*	H
11/25/00.....	L, 1-2	A
1/1/01.....	W, 4-2	H
1/13/01.....	W, 4-1	H
10/26/01.....	L, 0-1	A
11/10/01.....	W, 3-0	H
12/6/01.....	T, 3-3*	A
12/15/01.....	W, 5-2	H
1/22/02.....	W, 3-0	A
11/23/02.....	W, 6-3	H
12/1/02.....	L, 4-5	A
12/6/02.....	W, 7-6*	H
2/12/03.....	W, 5-1	A
3/6/03.....	T, 4-4*	H
10/11/03.....	L, 3-4	H
10/31/03.....	W, 2-1	H
12/16/03.....	W, 5-0	A
3/13/04.....	L, 2-5	A
3/20/04.....	T, 2-2*	H
3/24/04.....	L, 2-3	A
10/7/05.....	L, 3-7	H
10/8/05.....	L, 1-8	A
11/4/05.....	W, 3-2 so	H
12/22/05.....	W, 6-5 so	A
1/1/06.....	L, 2-5	H
3/4/06.....	L, 2-3 ot	A
4/13/06.....	L, 3-5	A
4/17/06.....	W, 6-4	H
10/14/06.....	L, 3-4 ot	H
10/19/06.....	L, 3-4 so	A
11/3/06.....	L, 3-4	H
11/22/06.....	L, 2-4	H
12/15/06.....	W, 3-2 ot	A
1/6/07.....	W, 3-2 ot	H
3/12/07.....	L, 2-4	A
4/4/07.....	W, 3-2	A
10/5/07.....	W, 3-1	A
11/6/07.....	L, 1-2 ot	A
11/21/07.....	L, 1-5	H
12/8/07.....	W, 6-3	H
2/2/08.....	L, 0-2	H
2/13/08.....	L, 2-3 so	A
3/14/08.....	W, 4-1	H
3/21/08.....	W, 5-3	A
10/11/08.....	L, 4-7	A
11/26/08.....	W, 5-3	H
2/26/09.....	W, 4-3	H
3/16/09.....	L, 1-5	A
4/5/09.....	W, 6-4	H
4/7/09.....	W, 4-2	A
10/22/09.....	W, 5-4	A
10/29/09.....	W, 4-3	A
1/9/10.....	W, 8-1	A
2/5/10.....	W, 5-1	H
4/1/10.....	W, 2-1	H
4/9/10.....	W, 5-2	A
10/8/10.....	L, 2-4	H
10/23/10.....	W, 4-3 ot	H
11/14/10.....	W, 6-4	A
11/19/10.....	L, 0-5	A
12/4/10.....	L, 1-3	A
1/26/11.....	L, 0-1	A
11/17/11.....	L, 1-4	A
11/23/11.....	W, 4-3 ot	A
12/15/11.....	W, 1-0	A
2/9/12.....	L, 2-3 so	A
3/16/12.....	L, 2-3	A

Longest Streak by Season

	OVERALL				HOME				ROAD			
	Winning	Undeclared	Losing	Winless	Winning	Undeclared	Losing	Winless	Winning	Undeclared	Losing	Winless
2012-13	8	-	4	-	6	-	2 (3x)	-	4	-	5	-
2011-12	7	-	4 (2x)	-	7	-	3 (2x)	-	3	-	5	-
2010-11	9	-	8	-	7	-	5	-	6	-	3 (3x)	-
2009-10	*14	-	4	-	*13	-	2 (2x)	-	5	-	3	-
2008-09	7	-	4	-	9	-	4	-	5	-	4	-
2007-08	7	-	5	-	6	-	5	-	4	-	3 (2x)	-
2006-07	4	-	9	-	3 (2x)	-	7	-	4	-	9	-
2005-06	4	-	8	-	2 (3x)	-	5	-	2 (3x)	-	5	-
2003-04	2 (3x)	4	6	8	2	4 (2x)	3 (4x)	4	2 (2x)	2 (3x)	7	8
2002-03	4	5	3 (2x)	5	5	5 (2x)	3 (2x)	3	2 (3x)	4	3	4 (2x)
2001-02	4	5 (2x)	3 (3x)	6	3 (2x)	5	4	3	3	4	5	6
2000-01	5 (2x)	12	5	6	7	9	3	3 (2x)	5	9	3 (4x)	5
1999-00	6	11	3 (2x)	6	*10	*13	2 (2x)	3	4	5	3	3
1998-99	6	6	6	6 (2x)	5	5	4	7	3 (2x)	4	7	7
1997-98	4 (4x)	7	6	8	8	11	5	5 (2x)	4	4 (2x)	4 (2x)	6
1996-97	3 (2x)	6 (2x)	5	7	4 (3x)	6 (2x)	4 (2x)	4 (3x)	4	4	3 (2x)	6
1995-96	4 (2x)	7	3 (3x)	6	6	8	3	5	4	4 (3x)	3	5
1994-95	4 (2x)	7	3	5 (2x)	5	8	2 (2x)	2 (4x)	3 (2x)	3 (2x)	4	10
1993-94	6	7	6	6 (2x)	4	5 (2x)	3	5	4 (2x)	4 (2x)	4 (2x)	4 (2x)
1992-93	7 (2x)	7 (2x)	4 (3x)	5 (2x)	5 (2x)	*13	3	4 (2x)	5 (2x)	5 (2x)	4	4
1991-92	4 (4x)	4 (8x)	3	5	5	5	2 (2x)	3	5	5	2 (3x)	4
1990-91	5	5 (2x)	5	8	4	7	4	4	4 (2x)	5	4	5 (2x)
1989-90	4	4 (3x)	8	8	3	3 (2x)	3 (2x)	3 (3x)	4	4	5	5 (2x)
1988-89	8	8	3 (3x)	4	8	11	4	5	3 (2x)	8	3 (2x)	4
1987-88	5 (3x)	6	4	4 (3x)	5	5 (2x)	2 (2x)	4	3 (2x)	5	4	6
1986-87	6	9	4 (2x)	10	4	6	3	5	4	5	4	7
1985-86	8	8	3 (2x)	3 (4x)	8	8	2	2 (2x)	3 (2x)	7	2 (3x)	3
1984-85	7	8	3	5	6	7	2	2 (2x)	3 (4x)	9	5	5 (2x)
1983-84	10	*14	7	7	7	7	3	3 (2x)	*6	7	4 (2x)	4 (3x)
1982-83	4	*14	3 (3x)	5 (2x)	6	12	4	5	3	*10	2 (4x)	5
1981-82	4	7	13	14	6	7	7	8	2 (2x)	3 (2x)	7	7 (3x)
1980-81	3	7	5 (2x)	13	3	5	3 (2x)	6	2 (2x)	6	4	11
1979-80	5	7	5	10	6	6	6	6	2	3	5	11
1978-79	4	6	5	10	5	7	5	6	2 (2x)	5	4 (3x)	7
1977-78	3	4 (2x)	6	20	2 (3x)	4	5	11	1 (7x)	3	5	10
1976-77	4	4 (2x)	5	11	3	7	3	5	1 (7x)	2	5	12
1975-76	1 (11x)	2	12	*25	2	4	7	*14	1 (5x)	1 (7x)	16	16
1974-75	1 (8x)	2	#17	17 (2x)	3	3	#11	11	1	1	*37	*37

* Franchise Record; # NHL Record

BEST AND WORST MONTHS

Month	2012-13 Season		Club High		Club Low	
October	.000	(0-0-0)	.778	(7-2-0, 2011-12)	.083	(1-11-0, 1981-82)
November	.000	(0-0-0)	.786	(10-2-2, 2010-11)	.136	(1-9-1, 1975-76)
December	.000	(0-0-0)	.813	(12-2-2, 1984-85)	.107	(1-12-1, 1974-75); (0-11-3, 1975-76)
January	.214	(1-5-1)	.867	(13-2-0, 2009-10)	.115	(1-11-1, 1974-75)
February	.500	(6-6-0)	.864	(9-1-1-0, 2000-01)	.143	(2-12-0, 1974-75)
March	.594	(9-6-1)	.833	(12-2-1, 2010-11)	.077	(1-12-0, 1974-75)
April	.885	(11-1-1)	1.000	(3-0-0, 2007-08)	.222	(2-7-0, 1998-99)
May	The Capitals played one regular-season game in May (5/2/95), a 7-2 win against Pittsburgh.					

Most victories in one month	13	January, 2010
Most points in one month	26	January, 2010 (13-2-0); December, 1984 (12-2-2)
Most losses in one month	13	January, 1976 (2-13-0)
Fewest victories in one month	0 (3x)	December, 1975; November, 1977; April, 2004
Fewest points in one month	2 (3x)	March, 1975 (1-12-0); October, 1981 (1-11-0); April, 2004 (0-1-1-1)
Fewest losses in one month	0	April, 2008 (3-0-0)
	1 (10x)	December, 1982; January, 2000; February, 2002; April, 2002, 2003, 2004, 2007, 2009, 2011, 2012

Special Teams History

Year	POWER PLAY			PENALTY KILLING			PENALTY MINUTES		SHORTHANDED	
	PP-ATT	PCT	NHL Rank	PK-ATT	PCT	NHL Rank	PIM	Avg.	SHG	SHGA
2012-13	44-164	26.8	1st	36-163	77.9	27th	516	10.8	3	4
2011-12	41-245	16.7	T-18th	49-266	81.6	T-20th	767	9.4	3	10
2010-11	46-263	17.5	T-15th	43-299	85.6	T-2nd	926	11.3	7	5
2009-10	79-313	25.2	1st	67-316	78.8	25th	940	11.5	4	8
2008-09	85-337	25.2	2nd	75-387	80.6	17th	1,021	12.7	7	11
2007-08	65-346	18.8	10th	68-349	80.5	25th	975	11.9	5	8
2006-07	67-408	16.4	24th	82-414	80.2	T-23rd	1,233	15.0	12	14
2005-06	72-490	14.7	26th	116-550	78.9	28th	1,499	18.3	15	18
2003-04	64-334	19.2	6th	75-401	81.6	26th	1,282	15.6	4	5
2002-03	57-331	17.2	14th	72-384	81.3	T-27th	1,268	15.5	8	4
2001-02	58-299	19.4	3rd	58-325	82.2	24th	1,043	12.7	2	8
2000-01	75-353	21.2	4th	62-391	84.1	13th	1,141	13.9	6	7
1999-00	43-287	15.0	21st	47-341	86.2	7th	994	12.1	9	3
1998-99	52-301	17.3	9th	55-353	84.4	15th	1,281	15.6	8	7
1997-98	55-350	15.7	13th	39-361	89.2	1st	1,198	14.6	14	4
1996-97	51-322	15.8	12th	54-354	84.7	9th	1,652	20.1	8	10
1995-96	63-403	15.6	22nd	67-385	82.6	T-11th	1,553	18.9	12	7
1994-95	45-226	19.9	6th	34-220	84.5	7th	1,144	23.8	13	2
1993-94	70-386	18.1	18th	74-403	81.6	13th	2,007	23.9	8	12
1992-93	97-445	21.8	4th	74-433	82.9	7th	1,709	20.3	10	8
1991-92	92-412	22.3	2nd	60-368	83.7	4th	1,777	22.2	14	15
1990-91	64-340	18.8	12th	44-314	86.0	1st	1,839	23.0	13	15
1989-90	70-412	17.0	19th	71-370	80.8	8th	2,204	27.6	9	15
1988-89	96-443	21.7	7th	73-362	79.8	11th	1,836	23.0	7	13
1987-88	94-469	20.0	11th	75-394	81.0	6th	1,680	21.0	8	15
1986-87	65-355	18.3	18th	58-326	82.2	5th	1,722	21.5	9	15
1985-86	82-362	22.7	9th	67-350	80.9	5th	1,418	17.7	13	6
1984-85	79-331	23.9	4th	68-286	76.2	15th	1,161	14.5	6	7
1983-84	77-382	20.2	19th	39-293	86.7	1st	1,252	15.7	8	18
1982-83	75-358	20.9	18th	53-288	81.6	4th	1,329	16.6	3	11
1981-82	93-418	22.2	13th	67-309	78.3	9th	1,922	24.2	8	11
1980-81	74-394	18.8	19th	83-318	73.9	20th	1,872	23.4	8	14
1979-80	54-295	18.3	18th	65-248	73.8	19th	1,198	15.0	5	4
1978-79	57-302	18.9	15th	63-279	77.4	17th	1,312	16.4	5	12
1977-78	34-278	12.2	18th	73-260	71.9	17th	1,332	16.7	2	15
1976-77	39-293	13.3	17th	62-285	78.2	11th	1,231	15.4	10	14
1975-76	53-375	14.1	17th	64-252	74.6	15th	951	11.9	2	3
1974-75	48-372	12.9	18th	94-328	71.3	18th	1,085	13.6	8	18
TOTALS	2,475-13,194	18.8%		2,426-12,725	80.9%		51,270	17.0	296	376

HOME ATTENDANCE HISTORY

Year	Games	Attendance	Average	Sellouts	Year	Games	Attendance	Average	Sellouts
2012-13	24	444,144	18,506	24	1992-93	41	650,067	15,855	5
2011-12	41	758,746	18,506	41	1991-92	40	663,591	16,590	12
2010-11	41	754,318	18,398	41	1990-91	40	664,330	16,608	9
2009-10	41	749,357	18,277	41	1989-90	40	690,023	17,251	18
2008-09	41	741,992	18,097	29	1988-89	40	680,506	17,013	23
2007-08	41	634,381	15,473	8	1987-88	40	638,212	15,955	13
2006-07	41	571,169	13,931	3	1986-87	40	611,561	15,289	12
2005-06	41	570,113	13,905	2	1985-86	40	599,894	14,997	12
2003-04	41	603,528	14,720	2	1984-85	40	560,309	14,008	9
2002-03	41	647,272	15,787	5	1983-84	40	473,479	11,837	4
2001-02	41	710,990	17,341	14	1982-83	40	495,050	12,376	2
2000-01	41	636,914	15,534	11	1981-82	40	455,086	11,377	2
1999-00	41	593,922	14,486	7	1980-81	40	472,013	11,800	4
1998-99	41	708,531	17,281	20	1979-80	40	442,491	11,062	3
1997-98 (MCI Center)	31	489,603	15,794	7	1978-79	40	397,007	9,925	0
(US Airways)	10	136,682	13,668	3	1977-78	40	434,864	10,872	2
1996-97	41	646,234	15,762	19	1976-77	40	437,252	10,931	3
1995-96	41	621,357	15,155	23	1975-76	40	393,412	9,835	3
1994-95	24	339,816	14,159	2	1974-75	40	400,171	10,004	2
1993-94	41	600,622	14,649	4	TOTALS	1,506	22,119,009	14,687	444
					Verizon Center Totals	588	9,614,980	16,352	255



Opening Game Results

Year	Home Opener	Date	Road Opener	Date
2012-13	Winnipeg 4 - Washington 2	1/22	*Tampa Bay 6 - Washington 3	1/19
2011-12	*Washington 4 - Carolina 3 OT	10/8	Washington 3 - Pittsburgh 2 OT	10/13
2010-11	Washington 7 - New Jersey 2	10/9	*Atlanta 4 - Washington 2	10/8
2009-10	Washington 6 - Toronto 4	10/3	*Washington 4 - Boston 1	10/1
2008-09	Washington 4 - Chicago 2	10/11	*Atlanta 7 - Washington 4	10/10
2007-08	Washington 2 - Carolina 0	10/6	*Washington 3 - Atlanta 1	10/5
2006-07	Washington 5 - Carolina 2	10/7	*NY Rangers 5 - Washington 2	10/5
2005-06	*Washington 3 - Columbus 2	10/5	Atlanta 8 - Washington 1	10/8
2003-04	*Washington 6 - NY Islanders 1	10/9	Washington 2 - Toronto 2	10/13
2002-03	*Washington 5 - Nashville 4	10/11	Washington 2 - NY Islanders 1	10/12
2001-02	*Washington 6 - New Jersey 1	10/6	Boston 4 - Washington 0	10/8
2000-01	*Los Angeles 4 - Washington 1	10/6	Washington 3 - Carolina 3 OT	10/7
1999-00	Washington 2 - Los Angeles 2	10/9	*Florida 4 - Washington 3	10/2
1998-99	*Washington 1 - Anaheim 0	10/10	Washington 4 - Tampa Bay 1	10/18
1997-98	Washington 6 - Buffalo 2	10/3	*Washington 4 - Toronto 1	10/1
1996-97	*Chicago 5 - Washington 2	10/5	Dallas 5 - Washington 3	10/8
1995-96	*Washington 4 - St. Louis 1	10/7	Philadelphia 2 - Washington 1	10/11
1994-95	Washington 5 - NY Islanders 2	1/27	*Washington 1 - Hartford 1 OT	1/21
1993-94	New Jersey 6 - Washington 3	10/8	*Winnipeg 6 - Washington 4	10/6
1992-93	NY Rangers 4 - Washington 2	10/9	*Washington 6 - Toronto 5	10/6
1991-92	*Washington 5 - Philadelphia 2	10/4	Washington 5 - Toronto 4	10/9
1990-91	*Pittsburgh 7 - Washington 4	10/5	NY Rangers 4 - Washington 2	10/10
1989-90	*Washington 5 - Philadelphia 3	10/6	Hartford 4 - Washington 1	10/11
1988-89	*Pittsburgh 6 - Washington 4	10/7	Pittsburgh 8 - Washington 7	10/11
1987-88	Washington 6 - Chicago 4	10/10	*Boston 4 - Washington 3	10/8
1986-87	Philadelphia 6 - Washington 1	10/11	*Pittsburgh 5 - Washington 4	10/9
1985-86	Philadelphia 4 - Washington 2	10/13	*NY Rangers 4 - Washington 2	10/10
1984-85	Philadelphia 4 - Washington 2	10/13	*Philadelphia 4 - Washington 2	10/11
1983-84	NY Islanders 8 - Washington 7 OT	10/8	*Philadelphia 2 - Washington 1	10/6
1982-83	Philadelphia 3 - Washington 2	10/9	*Washington 5 - NY Rangers 4	10/6
1981-82	Washington 6 - Detroit 3	10/10	*Buffalo 5 - Washington 3	10/7
1980-81	*Washington 4 - Winnipeg 1	10/10	Chicago 8 - Washington 4	10/19
1979-80	Boston 5 - Washington 2	10/13	*Buffalo 8 - Washington 3	10/11
1978-79	Atlanta 6 - Washington 3	10/14	*Washington 4 - Los Angeles 2	10/11
1977-78	*Washington 2 - Pittsburgh 1	10/14	Cleveland 4 - Washington 2	10/15
1976-77	*Washington 6 - Atlanta 5	10/5	Washington 3 - Detroit 3	10/7
1975-76	*Pittsburgh 4 - Washington 2	10/7	Philadelphia 5 - Washington 4	10/9
1974-75	Washington 1 - Los Angeles 1	10/15	*NY Rangers 6 - Washington 3	10/9

*Denotes first game of the season

First game of season	18-19-1-0
Home openers	21-15-2-0
Road openers	10-24-3-0

Season opener at US Airways	6-4-0
Season opener at Verizon Center	6-1-0-0
Season opener on road	6-12-1-0

Home opener at US Airways	10-13-1
Home opener at Verizon Center	11-2-1-0

HOLIDAY RECORDS

Holiday	Home	Road	Overall
Halloween	2-1-2-0	0-3-1-0	2-4-3-0
Thanksgiving	0-0-0-0	0-2-0-0	0-2-0-0
New Year's Eve	1-0-0-0	3-3-0-0	4-3-0-0
New Year's Day	14-5-3-1	1-1-0-0	15-6-3-1
Super Bowl Sunday	14-6-1-0	0-1-1-0	14-7-2-0
Valentine's Day	2-1-0-0	6-4-0-0	8-5-0-0
St. Patrick's Day	6-4-1-0	4-0-0-0	10-4-1-0
Easter	3-4-0-0	0-2-1-1	3-6-1-1

Capitals Hat Tricks

Player	Opp.	Date	Goaltender	Score
Ovechkin	FLA	4/6/13	Marksstrom/Clemmensen	4-3
Ovechkin	NJ	2/23/13	Hedberg	5-1
Perreault	BOS	1/24/12	Rask	5-3
Brouwer	TB	1/13/12	Roloson	4-3
Semin	ANA	2/16/11	McElhinney	7-6
Ovechkin	TOR	1/22/11	Giguere	4-1
Semin	TB	11/26/10	Smith/Ellis	6-0
Semin	TB	11/11/10	Ellis	6-3
Semin	ATL	10/23/10	Mason	4-3
Semin	OTT	2/11/10	Elliott	5-6
Laich	MTL	2/10/10	Price	5-6
Ovechkin	PIT	2/7/10	Fleury	5-4
Ovechkin	FLA	2/15/09	Vokoun	4-2
Ovechkin	OTT	2/1/09	Elliott/Auld	7-4
Ovechkin	ATL	11/26/08	Pavelec	5-3
Ovechkin	BOS	3/3/08	Auld/Thomas	10-2
Ovechkin (4)	MTL	1/31/08	Huet	5-4
Ovechkin (4)	OTT	12/29/07	Gerber	8-6
Semin	TB	3/18/07	Denis	7-3
Clark	BOS	3/15/07	Thomas	3-4
Ovechkin	ATL	12/15/06	Lehtonen	3-2
Semin	CAR	10/7/06	Ward	5-2
Clark	FLA	3/18/06	Luongo	3-4
Ovechkin	ANA	1/13/06	Giguere	3-2
Bondra	CBJ	11/29/03	Brathwaite/Denis	5-3
Lang	CAR	11/12/03	Storr/Weekes	7-1
Jagr	TB	2/04/03	Grahame	5-1
Jagr	FLA	1/11/03	Hurme/Luongo	12-2
Bondra	EDM	3/10/02	Salo	4-2
Bondra	NYR	3/9/01	Hebert	5-3
Bondra	TOR	2/1/01	Joseph	5-4
Bondra (4)	OTT	12/27/00	Hurme/Lalime	5-1
Konowalchuk	PHI	11/18/00	Boucher	3-5
Zednik	DET	10/31/00	Osgood	6-2
Gonchar	MTL	1/4/00	Hackett	6-1
Bondra	PHI	10/12/99	Vanbiesbrouck	5-4
Bondra	CAR	2/5/99	Kidd	4-1
Bondra (4)	TB	2/3/99	Schwab/Ranford	10-1
Bondra	OTT	11/7/98	Rhodes/Tugnutt	8-3
Bondra	NYR	1/8/98	Richter	5-3
Oates	NYI	10/8/97	Salo	6-3
Svejkovsky (4)	BUF	4/13/97	Shields	8-3
Bondra (4)	COL	3/6/97	Billington	6-3
Bondra	ANA	12/13/96	Shtalenkov	4-5
Juneau	PIT	11/1/96	Wreggett	4-2
Bondra (4)	BUF	4/3/96	Trefilov	5-1
Bondra	NYI	3/26/96	Soderstrom	7-1
Bondra (4)	NYI	2/3/96	Soderstrom	6-5
Bondra	OTT	1/11/96	Beaupre	6-1
Konowalchuk	NYR	1/5/96	Healy	4-4
Konowalchuk	WPG	12/10/95	Chevelade	6-1
Bondra	HFD	4/21/95	Burke	6-3
Krygier	OTT	4/9/94	Billington/Madeley	8-4
Burridge	PIT	3/15/94	Barrasso	5-4
Bondra (5)	TB	2/5/94	Puppa/Jablonski	6-3
Burridge	LA	10/22/93	Hrudey	6-3

Player	Opp.	Date	Goaltender	Score
Khristich	HFD	3/19/93	Gosselin	5-2
Khristich	STL	2/11/93	Joseph/Hebert	10-6
Hatcher	NYR	1/13/93	Vanbiesbrouck	4-5
Hunter	PHI	3/20/92	Hextall	6-7
Druce	SJ	2/9/92	Hackett	6-2
Pivonka	NYR	12/26/91	Richter	6-8
Ciccarelli	EDM	2/8/91	Takko	6-3
Ridley	NJ	12/7/90	Burke	5-2
Bondra	NYR	11/28/90	Richter	6-3
Courttnall	PHI	1/28/90	Wreggett	7-2
Ciccarelli (4)	QUE	2/6/90	Gordon	12-2
Ciccarelli (4)	HFD	3/18/89	Liut	8-2
Courttnall	BOS	3/9/89	Moog	7-2
Ridley	PHI	12/6/88	LaForest	4-3
Christian	NJ	10/15/88	Suave	8-5
Ridley (4)	PIT	10/11/88	Young	7-8
Christian	CGY	12/8/87	Vernon	4-5
Gartner	CHI	10/10/87	Pang	6-4
Adams	LA	3/17/87	Melanson	4-5
Gartner (4)	VAN	2/20/87	Caprice	6-4
Gartner	STL	3/15/86	Millen	5-4
Gartner	NJ	1/4/86	Resch/St. Laurent	9-3
Gartner	STL	10/29/85	May	6-3
Gartner	VAN	2/21/85	R. Brodeur	6-2
Haworth	VAN	10/28/84	R. Brodeur	5-2
Gustafsson (5)	PHI	1/8/84	Lindbergh	7-1
Gustafsson	NYI	12/23/83	Melanson	7-3
Gartner	WPG	10/30/83	Hayward	7-3
Gartner	BOS	3/13/83	Peeters	6-4
Haworth	CGY	2/24/83	Edwards	4-2
Houston	NYI	10/21/82	Edwards	3-6
Maruk	CGY	3/5/82	Lemelin	8-6
Valentine (4)	HFD	2/27/82	Millen	7-1
Carpenter (4)	STL	2/25/82	Liut	9-1
Maruk	QUE	2/7/82	Bouchard	5-5
Maruk (4)	WPG	12/4/81	Stanowski	7-3
Gartner	CGY	12/2/81	Lemelin	9-3
Tookey	PHI	11/21/81	St. Croix	10-4
Maruk	PHI	11/21/81	St. Croix	10-4
Maruk	DET	4/5/81	Lozinski	7-2
Gartner	PHI	3/24/81	Peeters	5-2
Maruk	TOR	3/8/81	Rutherford	7-3
Kelly	LA	2/7/81	Lessard	4-4
Pronovost	COL	12/6/80	Smith	8-6
Maruk	HFD	11/15/80	Garrett	8-4
Maruk	PIT	11/12/80	Holland	3-1
Gartner (4)	NYR	10/18/80	Soetaert	8-2
Gartner	STL	3/5/80	Liut	6-3
Charron	TOR	12/26/79	Palmateer/Harrison	8-2
Gartner	QUE	12/1/79	Hogosta	7-2
Maruk (4)	NYR	10/14/79	Thomas	5-3
Rowe (4)	STL	3/10/79	Stanowski	7-5
Maruk	COL	1/12/79	Plasse/Oleschuk	8-1
Lofthouse	VAN	12/9/78	Hanlon	7-5
Charron	BOS	3/28/78	Grahame	4-4
Charron	CLV	3/18/78	Edwards	8-3
Bailey	COL	2/28/78	Favell	7-4
White	DET	2/21/76	Rutherford	5-1
Monahan	PIT	11/12/75	Inness	6-6
White	CHI	10/26/75	Esposito	7-5
Gilbertson (4)	PIT	4/6/75	Johnson	8-4
Londe	DET	3/30/75	Richardson	5-8

Hat Tricks Against the Capitals

Player	Team	Date	Goaltender	Score	Player	Team	Date	Goaltender	Score
Tlusty	CAR	4/2/13	Holtby	5-3	Kerr (4)	PHI	2/9/85	Riggin	4-5
Parise	NJ	3/2/12	Neuvirth	0-5	Kerr	PHI	12/23/84	Riggin	4-7
Richards	PHI	10/6/09	Varlamov	5-6	Kurri	EDM	11/9/84	Riggin	5-8
Cole	EDM	1/13/09	Theodore	2-5	Bossy	NYI	2/10/83	Jensen	3-8
Hartnell	PHI	12/20/08	Theodore	1-7	Dionne	LA	1/11/83	Riggin	7-9
Fisher	OTT	12/29/07	Kolzig	8-6	Sutter	STL	10/30/82	Riggin	6-5
Stillman	CAR	11/5/07	Kolzig	0-5	Boutette	PIT	10/27/82	Parro	5-7
Guerin	NYI	10/18/07	Kolzig	2-5	Trottier	NYI	10/21/82	Riggin	3-6
Jokinen	FLA	2/27/07	Johnson/Cassivi	5-6	Perreault	BUF	10/16/82	Parro/Riggin	2-9
Weiss	FLA	1/13/07	Kolzig/Johnson	3-7	Bossy (4)	NYI	3/23/82	Jensen/Parro	1-8
Cole	CAR	11/9/06	Johnson	0-5	Sutter	NYI	2/2/82	Parro	6-7
Sim	FLA	2/7/06	Kolzig	0-5	Sutter	STL	1/9/82	Parro	4-7
Pyatt	BUF	11/17/05	Johnson	5-8	Middleton	BOS	12/23/8	Parro	4-7
Afinogenov	BUF	12/31/03	Ouellet	1-7	Derlago	TOR	2/5/81	Jensen	4-9
Satan	BUF	12/31/03	Ouellet	1-7	Hunter	QUE	10/21/81	Palmatee	3-6
Pisani	EDM	3/22/03	Kolzig	3-5	Florek	QUE	3/18/81	Parro/Palmateer	4-6
Madden	NJ	2/05/03	Kolzig (1 EN)	1-4	Sittler	TOR	3/14/81	Palmateer	3-5
Kovalchuk	ATL	12/06/02	Billington	7-6	Pettersson	STL	2/28/81	Palmateer	5-7
Czerkawski	NYI	11/27/01	Billington	5-5	P. Stastny (4)	QUE	2/22/81	Stephenson/Palmateer	7-11
Alfredsson	OTT	11/13/01	Billington/Kolzig	5-11	A. Stastny	QUE	2/22/81	Stephenson/Palmateer	7-11
Recchi	PHI	10/20/01	Billington/Kolzig	3-6	Richard	QUE	2/22/81	Stephenson/Palmateer	7-11
Langkow	PHX	10/13/01	Billington	2-5	Maloney	NYR	2/21/81	Palmeteet	4-6
Elias	NJ	4/3/01	Kolzig	4-6	Seiling	BUF	2/12/81	Parro	3-6
Straka	PIT	1/8/01	Kolzig	3-5	Bossy	NYI	1/17/81	Boutin	4-6
Harvey	SJ	12/18/00	Kolzig	3-5	Dionne	LA	11/5/80	Palmateer	3-5
Barnes	PIT	11/25/98	Kolzig	5-4	Dupont	WPG	11/2/80	Stephenson	4-4
Satan	BUF	3/1/98	Kolzig	0-3	Lysiak	CHI	10/19/80	Palmateer	4-8
Lemieux	COL	11/18/97	Ranford	6-6	MacDonald	EDM	2/15/80	Stephenson	2-8
Fedorov (5)	DET	12/26/96	Carey	4-5	Mondou	MTL	4/7/79	Bedard	3-10
Garpenlov	FLA	1/23/96	Carey	4-5	Esposito	NYR	2/18/79	Inness	6-6
Kurri	LA	10/12/96	Kolzig	4-7	Mondou	MON	2/4/79	Inness	4-8
Turgeon	MTL	4/17/95	Carey	2-5	Potvin	NYI	1/16/79	Inness	2-6
Yashin	OTT	2/23/95	Dafae	5-5	Lysiak	ATL	10/14/78	Bedard	3-6
Damphousse	MTL	2/4/94	Tabaracci	0-4	Esposito	NYR	3/24/78	Wolfe/Bedard	4-11
Neely	BOS	1/2/94	Tabaracci	2-8	Duguay	NYR	3/24/78	Wolfe/Bedard	4-11
Verbeek	HFD	12/7/93	Tabaracci/Beaupre	1-6	Mulvey	CHI	3/22/78	Bedard	2-6
Green	NYI	11/30/93	Tabaracci	4-6	Houle	MON	2/17/78	Wolfe	2-8
Selanne	WPG	10/6/93	Beaupre	4-6	Bossy	NYI	2/4/78	Wolfe	1-6
Lemieux	PIT	3/18/93	Beaupre/Hrivnak	5-7	Goring	LA	2/1/78	Bedard/Wolfe	3-8
Stevens	PIT	1/26/93	Beaupre	3-6	McCourt	DET	1/22/78	Bedard	3-6
Dineen	PHI	1/7/93	Hrivnak/Kolzig	2-8	Koroll	CHI	1/18/78	Wolfe	2-5
Lindros	PHI	12/26/92	Hrivnak/Beaupre	5-5	Perreault	BUF	11/19/77	Wolfe	6-7
Mogilny	BUF	12/23/92	Beaupre	1-4	Dionne	LA	11/8/77	Smith	1-5
Selanne	WPG	12/11/92	Hrivnak	8-6	Federko	STL	2/19/77	Low	1-4
Hull	STL	2/27/92	Hrivnak	3-7	Goring	LA	2/2/77	Low	2-7
King	NYI	1/1/92	Beaupre	8-5	Eriksson	MIN	11/27/76	Low	1-6
Stastny	NJ	12/29/91	Beaupre	4-3	Murphy	LA	10/16/76	Low	1-7
Messier	NYR	12/13/91	Beaupre	3-5	Barber	PHI	4/1/76	Low	2-11
Turgeon	NYI	11/30/91	Liut	1-8	Sittler	TOR	3/20/76	Low	3-7
Richer	NJ	11/20/91	Hrivnak	5-6	Vickers	NYR	2/18/76	Low	4-11
Maley	NJ	10/18/91	Hrvnak	6-5	Bucyk	BOS	1/11/76	Low	4-7
Mogilny	BUF	3/31/91	Beaupre	2-5	Merrick	CAL	1/2/76	Wolfe/Low	5-8
MacLean	NJ	2/25/91	Hrvnak/Liut	1-5	Stanfield	BUF	12/21/75	Low/Wolfe	2-14
Tocchet	PHI	1/24/91	Liut	1-6	Martin (4)	BUF	12/21/75	Low/Wolfe	2-14
Leeman	TOR	1/8/90	Beaupre/Mason	6-8	MacLeish	PHI	12/19/75	Wolfe	5-7
Vukota	NYI	10/20/89	Beaupre	3-5	Bergeron	DET	12/12/75	Low	3-5
MacLean	NJ	12/7/88	Malarchuk	1-5	Shutt	MTL	12/6/75	Wolfe	3-9
Brown	PIT	11/25/88	Malarchuk	3-5	Pronovost	PIT	11/12/75	Wolfe	6-6
Mullen	NYR	10/19/88	Malarchuk	1-5	Dionne	LA	10/28/75	Belhumeur	0-6
Lemieux	PIT	10/11/88	Malarchuk/Peters	7-8	Martin	BUF	10/19/75	Low	4-5
Lemieux (4)	PIT	4/2/88	Malarchuk	6-7	Orr	BOS	3/22/75	Low	2-8
Savard	CHI	1/17/88	Malarchuk	4-5	MacLeish	PHI	3/18/75	Low	2-7
Makela	NYI	12/4/87	Malarchuk	4-6	Pronovost	PIT	2/26/75	Belhumeur	1-3
LaFontaine	NYI	11/10/87	Malarchuk	3-4	Pappin	CHI	2/22/75	Belhumeur	3-10
Nicholls	LA	3/17/87	Mason/Peters	4-5	Ramsay	BUF	2/21/75	Low	4-9
Ridley	NYR	12/17/86	Mason	1-6	Lever	VAN	2/1/75	Low	2-5
Bourne	LA	11/18/86	Peeters	5-6	Lafleur	MTL	1/4/75	Low	0-10
Cunneynworth	PIT	10/9/86	Jensen	4-5	Luce	BUF	12/22/74	Low	0-4
Propp	PHI	4/6/86	Peeters	3-5	Perreault	BUF	12/5/74	Adams	2-9
Trottier	NYI	1/24/86	Peeters	5-7	Martin (4)	BUF	12/3/74	Adams	3-5
Ludzik	CHI	12/28/85	Jensen	5-7	Orr	BOS	11/7/74	Adams	4-10
Vaive	TOR	10/16/85	Jensen	6-5	Redmond	DET	10/19/74	Belhumeur	4-6
Poulin	PHI	3/7/85	Riggin/Jensen	6-9					
Kerr	PHI	3/7/85	Riggin/Jensen	6-9					

Hat Trick History

HAT TRICKS FOR AND AGAINST BY TEAM

Franchise	Capitals	Opp.	Franchise	Capitals	Opp.
Anaheim	3	0	Montreal	3	7
Boston	5	5	Nashville	0	0
Buffalo	2	16	New Jersey	7	8
Calgary	4	1	NY Islanders	5	15
California	0	1	NY Rangers	7	8
Carolina	8	4	Ottawa	7	3
Chicago	2	6	Philadelphia	9	14
Cleveland	1	0	Phoenix	2	4
Colorado	4	6	Pittsburgh	6	6
Columbus	1	0	St. Louis	6	5
Dallas	0	1	San Jose	1	1
Detroit	4	4	Tampa Bay	7	0
Edmonton	2	4	Toronto	4	5
Florida	4	4	Vancouver	4	1
Los Angeles	3	10	Winnipeg	3	1
Minnesota	0	0	TOTAL	109	135

CAPITALS CAREER HAT TRICK LEADERS

Player	Hat Tricks
Peter Bondra	19
Mike Gartner	13
Alex Ovechkin	12
Dennis Maruk	10
Alexander Semin	7
Steve Konowalchuk	3
Guy Charron	3
Dino Ciccarelli	3
Mike Ridley	3
Randy Burridge	2
Dave Christian	2
Chris Clark	2
Geoff Courtnall	2
Bengt Gustafsson	2
Alan Haworth	2
Jaromir Jagr	2
Dmitri Khristich	2
Tony White	2



Peter Bondra holds Washington’s career hat tricks mark with 19.



Alex Ovechkin recorded his 10th career hat trick on Jan. 22, 2011.

Capitals Shutouts

Year	(No.)	Date	Opponent	Goaltender	Score
2012-13	(4)	3/21/13	@ WPG	Holtby	4-0
		3/2/13	@ WPG	Holtby	3-0
		2/26/13	CAR	Holtby	3-0
		2/9/13	FLA	Holtby	5-0
2011-12	(8)	3/25/12	vs. MIN	Holtby	3-0
		3/11/12	vs. TOR	Neuvirth	2-0
		2/7/12	vs. FLA	Vokoun	4-0
		2/4/12	@ MTL	Vokoun	3-0
		1/18/12	@ MTL	Neuvirth	3-0
		1/11/12	vs. PIT	Vokoun	1-0
		12/15/11	@ WPG	Neuvirth	1-0
		10/18/11	vs. FLA	Vokoun	3-0
		3/26/11	@ MTL	Holtby	2-0
		3/18/11	@ NJ	Neuvirth	3-0
2010-11	(8)	3/9/11	vs. EDM	Holtby	5-0
		2/21/11	@ PIT	Neuvirth	1-0
		2/6/11	vs. PIT	Neuvirth	3-0
		12/28/10	vs. MTL	Varlamov	3-0
		11/26/10	vs. TB	Varlamov	6-0
		10/27/10	@ CAR	Neuvirth	3-0
		3/6/10	vs. NYR	Theodore	2-0
		12/7/09	@ TB	Varlamov	3-0
		11/25/09	vs. BUF	Varlamov	2-0
		3/17/09	@ FLA	Theodore	3-0
2008-09	(2)	11/28/08	vs. MTL	Theodore	3-0
		3/29/08	@ FLA	Huet	3-0
2007-08	(3)	2/29/08	@ NJ	Huet	4-0
		10/6/07	vs. CAR	Kolzig	2-0
		4/3/07	vs. FLA	Kolzig	1-0
2006-07	(1)	4/1/06	@ OTT	Johnson	1-0
2005-06	(3)	2/15/04	@ CHI	Kolzig	4-0
		1/11/04	vs. EDM	Kolzig	1-0
		12/16/03	@ ATL	Ouellet	5-0
2002-03	(4)	4/1/03	vs. FLA	Kolzig	3-0
		3/2/03	vs. CAR	Kolzig	2-0
		2/7/03	vs. NYI	Kolzig	3-0
		12/23/02	vs. TB	Kolzig	3-0
		4/5/02	vs. OTT	Kolzig	0-0
2001-02	(6)	3/19/02	@ COL	Kolzig	3-0
		1/22/02	@ ATL	Kolzig	3-0
		1/14/02	vs. BOS	Kolzig	1-0
		1/12/02	at FLA	Kolzig	1-0
		11/10/01	vs. ATL	Kolzig	3-0
		4/5/01	vs. FLA	Kolzig	3-0
		3/28/01	vs. CAR	Kolzig	7-0
2000-01	(5)	12/16/00	vs. EDM	Kolzig	4-0
		12/2/00	@ BOS	Kolzig	2-0
		11/24/00	vs. NYI	Kolzig	1-0
		11/20/99	@ BOS	Billington	3-0
		11/26/99	vs. NSH	Billington	1-0
		12/15/99	@ ATL	Kolzig	4-0
		1/8/00	vs. ATL	Kolzig	3-0
1999-00	(7)	1/30/00	vs. PHI	Kolzig	2-0
		2/10/00	@ MTL	Kolzig	1-0
		2/26/00	@ MTL	Kolzig	3-0
		4/5/99	@ FLA	Kolzig	3-0
		3/20/99	@ MTL	Tabaracci	1-0
		12/23/98	@ FLA	Kolzig	4-0
		10/30/98	@ CGY	Tabaracci	0-0
		10/23/98	@ BUF	Kolzig	1-0
		10/10/98	vs. ANA	Kolzig	1-0
		4/13/98	@ NYI	Kolzig	2-0
1998-99	(6)	3/20/98	vs. NJ	Kolzig	2-0
		3/18/98	@ CAR	Kolzig	1-0
		1/13/98	vs. OTW	Kolzig	4-0
		10/15/97	@ CHI	Kolzig	2-0
		1/9/97	vs. NYR	Kolzig	2-0
		1/3/97	vs. PHX	Kolzig	3-0
1996-97	(3)	11/30/96	@ MTL	Carey	2-0
		3/29/96	vs. OTW	Carey	5-0
		3/27/96	@ MTL	Carey	1-0
		3/12/96	vs. VAN	Carey	9-0
		3/3/96	vs. PHI	Carey	3-0
		3/2/96	@ BOS	Carey	2-0

Year	(No.)	Date	Opponent	Goaltender	Score
1994-95	(4)	1/26/96	vs. BUF	Carey	1-0
		12/30/95	vs. HFD	Carey	3-0
		12/26/95	vs. MTL	Carey	4-0
		10/14/95	vs. TB	Carey	2-0
		4/14/95	vs. FLA	Carey	3-0
		3/21/95	vs. OTW	Carey	1-0
		3/20/95	@ HFD	Carey	5-0
		3/13/95	@ TB	Carey	3-0
		3/20/94	@ TB	Beaupre	3-0
		1/15/94	@ QUE	Beaupre	4-0
1993-94	(4)	1/9/94	@ NJ	Tabaracci	4-0
		12/30/93	vs. ANA	Tabaracci	3-0
		4/14/93	@ NYR	Tabaracci	2-0
		4/2/93	vs. MTL	Tabaracci	4-0
1992-93	(3)	1/14/93	@ NYI	Beaupre	3-0
		11/1/91	vs. TOR	Liut	4-0
		10/29/91	@ PIT	Beaupre	8-0
		3/30/91	vs. NJ	Beaupre	4-0
1991-92	(2)	3/28/91	@ PHI	Beaupre	3-0
		3/16/91	vs. PHI	Beaupre	6-0
		10/28/90	@ EDM	Beaupre	1-0
		10/20/90	vs. NJ	Beaupre	4-0
1989-90	(3)	3/20/90	vs. NYI	Liut	3-0
		2/27/90	vs. CHI	Beaupre	4-0
		11/5/89	@ QUE	Beaupre	3-0
		3/5/89	vs. VAN	Beaupre	3-0
1988-89	(6)	2/3/89	vs. HFD	Peeters	1-0
		1/26/89	@ PHI	Malarchuk	1-0
		1/6/89	vs. TOR	Peeters	3-0
		1/2/89	vs. PIT	Peeters	8-0
1987-88	(6)	12/10/88	@ MTL	Peeters	0-0
		3/13/88	@ BOS	Peeters	3-0
		2/27/88	@ NYI	Malarchuk	3-0
		2/20/88	@ MIN	Malarchuk	3-0
1986-87	(3)	2/19/88	@ WPG	Malarchuk	6-0
		1/31/88	vs. PHI	Peeters	1-0
		1/2/88	vs. EDM	Malarchuk	2-0
		3/1/86	vs. NYR	Jensen	4-0
1985-86	(4)	1/1/86	vs. NYR	Jensen	3-0
		11/23/85	vs. QUE	Peeters	3-0
		3/14/85	vs. TOR	Jensen	4-0
		12/26/84	vs. PHI	Riggin	6-0
1984-85	(8)	12/9/84	vs. DET	Mason	5-0
		11/25/84	vs. CHI	Riggin	5-0
		3/24/84	@ PIT	Riggin	6-0
		2/13/84	@ MIN	Riggin	4-0
1983-84	(2)	2/2/84	@ NJ	Riggin	2-0
		1/28/84	@ TOR	Riggin	8-0
		12/18/83	vs. LA	Jensen	5-0
		12/10/83	vs. MTL	Jensen	2-0
1982-83	(1)	10/26/83	vs. NJ	Jensen	2-0
		10/25/83	@ PIT	Jensen	1-0
		4/3/83	vs. NYR	Jensen/Riggin	3-0
		11/10/82	vs. NJ	Jensen	2-0
1981-82	(4)	11/4/81	@ HFD	Parro	4-0
		3/26/81	@ DET	Palmateer	2-0
		1/15/81	vs. LA	Parro	3-0
		12/21/80	@ PHI	Palmateer	6-0
1980-81	(1)	10/21/80	vs. CHI	Stephenson	2-0
		10/21/80	vs. CHI	Stephenson	2-0
		10/21/80	vs. CHI	Stephenson	2-0
		10/21/80	vs. CHI	Stephenson	2-0
1979-80	(1)	1/4/78	vs. LA	Bedard	4-0
		3/18/77	vs. COL	Crozier/Low	5-0
		1/10/77	@ DET	Wolfe	2-0
		2/16/75	vs. KC	Low	3-0

Shutouts Against the Capitals

Year	(No.)	Date	Opponent	Goaltender	Score	Year	(No.)	Date	Opponent	Goaltender	Score
2012-13	(1)	3/12/13	CAR	Peters	4-0			12/27/97	vs. OTT	Tugnutt	3-0
2011-12	(5)	3/4/12	vs. PHI	Bryzgalov	1-0			12/18/97	vs. FLA	Vanbiesbrouck	4-0
		3/2/12	vs. NJ	Hedberg	5-0			11/6/97	@ BOS	Dafoe	2-0
		2/20/12	@ CAR	Peters	5-0	1996-97	(9)	4/3/97	@ OTT	Tugnutt	4-0
		1/20/12	@ CAR	Ward	3-0			4/1/97	vs. NJ	Brodeur	1-0
		1/17/12	vs. NYI	Nabokov	3-0			3/9/97	@ PHI	Hexall	5-0
2010-11	(11)	4/9/11	@ FLA	Vokoun	1-0			3/2/97	vs. NYI	Salo	2-0
		3/25/11	@ OTT	Anderson	2-0			2/22/97	@ HFD	Burke	2-0
		2/25/11	vs. NYR	Lundqvist	6-0			12/7/96	@ NYI	Salo	2-0
		2/8/11	vs. SJ	Niemi	2-0			12/4/96	vs. DET	Hodson	2-0
		1/26/11	@ ATL	Pavelec	1-0			11/29/96	vs. NYI	Salo	2-0
		1/12/11	@ TB	Roloson	3-0			10/28/96	@ COL	Billington	1-0
		1/4/11	vs. TB	Roloson	1-0	1995-96	(5)	3/10/96	@ TB	Puppa	1-0
		12/12/10	@ NYR	Lundqvist	7-0			2/18/96	@ NJ	Brodeur	3-0
		12/9/10	vs. FLA	Vokoun	3-0			1/3/96	@ HFD	Burke	2-0
		11/22/10	@ NJ	Hedberg	5-0			12/18/95	@ NYR	Richter	3-0
		11/19/10	@ ATL	Pavelec	5-0			11/18/95	@ PIT	Wregget	3-0
2009-10	(1)	12/9/09	@ BUF	Miller	2-0	1994-95	(3)	2/20/95	vs. NJ	Brodeur	2-0
2008-09	(3)	1/9/09	vs. CBJ	Mason	3-0			2/2/95	vs. BUF	Hasek	1-0
		11/29/08	@ CBJ	Mason	3-0			1/25/95	@ MTL	Roy	2-0
		11/1/08	@ BUF	Miller	5-0	1993-94	(5)	2/21/94	@ NYI	Hexall	4-0
2007-08	(6)	3/19/08	@ CHI	Khabibulin	5-0			2/4/94	vs. MTL	Roy	4-0
		2/2/08	vs. ATL	Lehtonen	2-0			12/23/93	vs. NYR	Healy	1-0
		1/29/08	@ MTL	Huet	4-0			11/13/93	vs. NYR	Richter	2-0
		1/3/08	@ BOS	Thomas	2-0			10/15/93	vs. PHI	Roussel	3-0
		11/5/07	@ CAR	Ward	5-0	1992-93	(3)	4/4/93	vs. NYR	Vanbiesbrouck	4-0
		11/1/07	@ NYR	Lundqvist	2-0			3/5/93	vs. PHI	Soderstrom	3-0
2006-07	(6)	4/7/07	vs. BUF	Miller	2-0			11/13/92	@ NJ	Billington	3-0
		3/9/07	vs. CAR	Ward	3-0	1991-92		No Shutouts against Washington			
		3/6/07	@ TOR	Raycroft	3-0	1990-91		No Shutouts against Washington			
		2/3/07	@ PIT	Fleury	2-0	1989-90	(2)	10/29/89	@ CHI	Cloutier	1-0
		11/9/06	@ CAR	Ward	5-0			10/28/89	@ STL	Millen	1-0
2005-06	(4)	10/28/06	@ EDM	Roloson	4-0	1988-89	(1)	12/10/88	@ MTL	Roy	0-0
		4/8/06	@ NYI	DiPietro	5-0	1987-88	(2)	2/6/88	vs. NYR	Vanbiesbrouck	3-0
		2/7/06	vs. FLA	Luongo	5-0			11/17/87	vs. DET	Hanlon	1-0
		2/4/06	@ TB	Grahame	5-0	1986-87		No Shutouts against Washington			
		10/22/05	vs. CAR	Gerber/Ward	4-0	1985-86	(3)	3/13/86	@ PHI	Froese	2-0
2003-04	(5)	3/23/04	@ NYI	DiPietro	3-0			1/28/86	@ DET	Laforest	7-0
		3/10/04	vs. BUF	Biron	6-0			1/9/86	@ PHI	Jensen	4-0
		3/2/04	vs. FLA	Luongo	1-0	1984-85	(2)	4/4/85	@ HFD	Liut	2-0
		1/7/04	vs. PHX	Boucher	3-0			3/2/85	vs. BUF	Barasso	4-0
		12/4/03	@ NJ	Brodeur	3-0	1983-84	(2)	10/19/83	@ HFD	Millen	3-0
2002-03	(5)	3/23/03	@ VAN	Auld	6-0			10/14/83	vs. PIT	Herron	4-0
		2/9/03	vs. MTL	Garon	2-0	1982-83		No Shutouts against Washington			
		12/14/02	@ SJ	Nabokov	2-0	1981-82	(3)	1/20/82	@ WPG	Soetaert	3-0
		12/11/02	@ ANA	Giguere	3-0			1/5/82	@ QUE	Bouchard	3-0
		11/16/02	@ MIN	Roloson	1-0			10/28/81	@ VAN	R. Brodeur	3-0
2001-02	(6)	4/5/02	vs. OTT	Lalime	0-0	1980-81	(2)	1/8/81	@ CGY	Lemelin	6-0
		1/16/02	@ MTL	Theodore	2-0			1/3/81	@ MIN	Meloche	3-0
		11/15/01	@ PHI	Boucher/Cechmanek	5-0	1979-80	(5)	3/30/80	@ PIT	Millen	4-0
				Boucher	3-0			2/21/80	@ ATL	Riggin	3-0
		10/30/01	vs. PHI	Boucher	3-0			12/2/79	@ BUF	Sauve	2-0
		10/26/01	@ ATL	Hnilicka	1-0			11/21/79	@ CHI	Esposito	4-0
2000-01	(5)	10/8/01	@ BOS	Dafoe	4-0	1978-79	(3)	11/5/79	@ MTL	Larocque	2-0
		3/15/01	vs. CAR	Irbe	3-0			2/17/79	@ MTL	Dryden	2-0
		3/13/01	vs. ANA	Giguere	2-0			11/11/78	vs. BUF	Edwards	2-0
		1/10/01	@ MIN	Fernandez	3-0			11/8/78	vs. MTL	Dryden	2-0
		11/2/00	@ STL	Johnson	2-0	1977-78	(6)	3/25/78	@ MTL	Dryden	5-0
		10/14/00	@ DAL	Belfour	3-0			2/25/78	@ TOR	McRae	4-0
1999-00	(4)	4/4/00	@ OTT	Lalime	4-0			1/29/78	vs. MIN	Harrison	4-0
		2/25/00	vs. BOS	Grahame	3-0			1/14/78	vs. NYI	Resch	4-0
		12/13/99	vs. MTL	Theodore	1-0			11/24/77	@ BOS	Gilbert	6-0
		12/9/99	@ PIT	Aubin	3-0			11/13/77	vs. NYI	Resch	6-0
1998-99	(11)	4/18/99	@ BUF	Hasek	3-0	1976-77	(6)	4/2/77	@ MTL	Dryden	11-0
		4/14/99	@ CAR	Irbe	3-0			3/10/77	@ LA	Vachon	6-0
		4/8/99	@ NJ	Brodeur	1-0			2/12/77	@ TOR	Palmateer	10-0
		1/15/99	vs. MTL	Hackett	3-0			1/18/77	vs. MTL	Dryden	3-0
		1/13/99	vs. PHI	Vanbiesbrouck	3-0			11/3/76	@ ATL	Myre	7-0
		12/19/98	@ PIT	Barraso	3-0			10/19/76	vs. MTL	Dryden	6-0
		12/11/98	@ ANA	Hebert	1-0	1975-76	(9)	2/22/76	vs. NYI	Resch	4-0
		12/1/98	vs. NJ	Brodeur	4-0			2/13/76	vs. STL	Johnston	2-0
		11/27/98	@ DAL	Belfour	4-0			1/27/76	@ LA	Vachon	2-0
		11/12/98	vs. BUF	Hasek	2-0			1/9/76	vs. CAL	Simmons	5-0
		10/30/98	@ CGY	Wregget	0-0			1/3/76	@ MTL	Dryden	7-0
1997-98	(7)	3/14/98	@ OTT	Tugnutt	4-0			12/31/75	@ DET	Rutherford	4-0
		3/3/98	vs. BOS	Tallas	3-0			12/29/75	vs. MTL	Dryden	6-0
		3/1/98	vs. BUF	Hasek	3-0			11/21/75	vs. CAL	Meloche	2-0
		1/11/98	@ DET	Osgood	2-0			10/28/75	@ LA	Vachon	6-0

Shutouts Against the Capitals

Year	(No.)	Date	Opponent	Goaltender	Score
1974-75	(12)	3/23/75	vs. ATL	Myre	5-0
		3/4/75	vs. BOS	Gilbert	8-0
		1/16/75	vs. PHI	Parent	4-0
		1/5/75	@ ATL	Myre	3-0
		1/4/75	@ MTL	Larocque	10-0
		12/29/74	vs. NYI	Resch	7-0
		12/22/74	vs. BUF	Bromley	4-0
		11/17/74	vs. PIT	Inness	6-0
		10/31/74	vs. MTL	Dryden	3-0
		10/22/74	vs. DET	Rutherford	3-0
		10/20/74	vs. NYI	Smith	5-0
		10/12/74	@ MIN	Maniago	6-0



Olie Kolzig had 35 career shutouts for the Capitals, more than twice as many as any other goaltender in team history.

Shutout History

SHUTOUTS FOR AND AGAINST BY TEAM

Franchise	Caps	Opp.
Anaheim	2	3
Boston	5	7
Buffalo	3	12
Calgary	1	6
California	0	2
Carolina	10	13
Chicago	5	3
Colorado	4	2
Columbus	0	2
Dallas	2	5
Detroit	3	6
Edmonton	5	1
Florida	12	5
Los Angeles	3	3
Minnesota	1	2
Montreal	14	19
Nashville	1	0
New Jersey	11	9
NY Islanders	6	12
NY Rangers	6	8
Ottawa	5	7
Philadelphia	8	10
Phoenix	2	2
Pittsburgh	7	7
St. Louis	0	3
San Jose	0	2
Tampa Bay	6	4
Toronto	5	3
Vancouver	2	2
Winnipeg	8	4
TOTAL	136	155

CAPITALS CAREER SHUTOUT LEADERS

Player	Shutouts
Olie Kolzig	35
Jim Carey	14
Don Beaupre	12
Al Jensen	8
Braden Holtby	7
Michal Neuvirth	7
Pete Peeters	7
Pat Rigglin	6
Rick Tabarracci	6
Clint Malarchuk	5
Semyon Varlamov	4
Tomas Vokoun	4
Jose Theodore	3
Craig Billington	2
Cristobal Huet	2
Mike Liut	2
Mike Palmateer	2
Dave Parro	2

OPPONENTS CAREER SHUTOUT LEADERS

Player	Shutouts
Ken Dryden	9
Martin Brodeur	6
Dominik Hasek	4
Glenn Resch	4
Dwayne Roloson	4
John Vanbiesbrouck	4
Cam Ward	4
Henrik Lundqvist	3
Greg Millen	3
Ryan Miller	3
Phil Myre	3
Patrick Roy	3
Tommy Salo	3
Ron Tugnutt	3
Rogie Vachon	3

Overtime History

DATE	RESULT	SCORER	TIME	SITE	DATE	RESULT	SCORER	TIME	SITE
4/27/13	Washington 3 - Boston 2	Eric Fehr	3:23	Washington	1/10/06	Chicago 4 - Capitals 3	Kyle Calder	2:01	Washington
4/25/13	Ottawa 2 - Washington 1	Sergei Gonchar	0:47	Washington	12/27/05	Boston 4 - Capitals 3	Brad Stuart	2:04	Washington
4/13/13	Washington 6 - Tampa Bay 5	Mike Green	2:59	Washington	4/3/04	NY Rangers 3 - Capitals 2	Bobby Holik	1:08	Washington
3/31/13	Philadelphia 5 - Washington 4	Ruslan Fedotenko	1:34	Philadelphia	3/18/04	Capitals 4 - NY Rangers 3	Kip Miller	1:18	NY Rangers
3/5/13	Washington 4 - Boston 3	Eric Fehr	0:37	Washington	1/17/04	New Jersey 2 - Capitals 1	Patrik Elias	2:17	New Jersey
2/12/13	Washington 6 - Florida 5	Troy Brouwer	0:32	Florida	11/22/03	Florida 3 - Capitals 2	Stephen Weiss	1:43	Washington
1/25/13	New Jersey 3 - Washington 2	Ilya Kovalchuk	4:39	New Jersey	3/29/03	Toronto 4 - Capitals 6	Mats Sundin	2:56	Toronto
3/23/12	Winnipeg 4 - Washington 3	Tim Stapleton	2:37	Washington	3/25/03	Capitals 4 - Montreal 3	Josef Boumedienne	3:09	Montreal
3/8/12	Washington 3 - Tampa Bay 2	Alex Ovechkin	4:09	Washington	3/10/03	Capitals 2 - Philadelphia 1	Peter Bondra	0:21	Washington
3/6/12	Carolina 4 - Washington 3	Justin Faulk	3:38	Washington	3/8/03	Boston 5 - Capitals 4	Sean O'Donnell	2:15	Boston
2/28/12	Washington 3 - NY Islanders 2	Alex Ovechkin	1:35	Washington	3/1/03	New Jersey 2 - Capitals 1	Scott Stevens	2:54	New Jersey
1/31/12	Tampa Bay 4 - Washington 3	Steven Stamkos	2:45	Tampa Bay	1/15/03	NY Rangers 2 - Capitals 1	Joel Bouchard	1:58	Washington
1/22/12	Pittsburgh 4 - Washington 3	Evgeni Malkin	1:31	Pittsburgh	1/13/03	Capitals 4 - NY Islanders 3	Jaromir Jagr	4:23	Washington
12/3/11	Washington 3 - Ottawa 2	Brooks Laich	0:12	Washington	1/1/03	Phoenix 2 - Capitals 1	Tony Amonte	1:20	Washington
11/23/11	Washington 4 - Winnipeg 3	Jason Chimera	1:52	Washington	12/28/02	New Jersey 2 - Capitals 1	Scott Niedermayer	4:10	New Jersey
11/1/11	Washington 5 - Anaheim 4	Nicklas Backstrom	2:18	Washington	12/6/02	Capitals 7 - Atlanta 6	Michael Nylander	2:24	Washington
10/13/11	Washington 3 - Pittsburgh 2	Dennis Wideman	2:48	Pittsburgh	11/7/02	Capitals 2 - Florida 1	Jaromir Jagr	3:56	Washington
10/8/11	Washington 4 - Carolina 3	Mike Green	2:24	Washington	11/5/02	Capitals 4 - Columbus 3	Peter Bondra	4:56	Columbus
4/2/11	Washington 5 - Buffalo 4	Alex Ovechkin	3:19	Washington	4/13/02	New Jersey 4 - Capitals 3	Scott Niedermayer	1:53	Washington
3/31/11	Washington 4 - Columbus 3	Jason Chimera	2:30	Washington	3/2/02	Capitals 3 - Ottawa 2	Jaromir Jagr	1:53	Ottawa
3/13/11	Washington 4 - Chicago 3	Mike Knuble	3:51	Washington	1/27/02	Buffalo 3 - Capitals 2	Stu Barnes	1:30	Washington
3/6/11	Washington 3 - Florida 2	Alexander Semin	0:48	Florida	1/14/02	Capitals 1 - Boston 0	Dainius Zubrus	0:13	Washington
3/1/11	Washington 2 - NY Islanders	Alex Ovechkin	1:55	Washington	12/28/01	Capitals 3 - Dallas 2	Ken Klee	2:03	Dallas
1/18/11	Philadelphia 3 - Washington 2	Andrei Meszaros	1:07	Philadelphia	12/2/01	Capitals 4 - Carolina 3	Jeff Halpern	3:24	Carolina
1/11/11	Florida 4 - Washington 3	Dennis Wideman	2:51	Florida	10/24/01	Capitals 4 - Florida 3	Peter Bondra	0:45	Florida
1/4/11	Tampa Bay 1 - Washington 0	Martin St. Louis	2:54	Washington	10/16/01	Capitals 3 - Los Angeles 2	Peter Bondra	0:21	Los Angeles
12/15/10	Anaheim 2 - Washington 1	Ryan Getzlaf	4:03	Washington	4/1/01	Red Wings 2 - Capitals 1	Steve Yzerman	0:11	Detroit
11/13/10	Buffalo 3 - Washington 2	Tomas Vanek	4:00	Buffalo	3/30/01	Hurricanes 4 - Capitals 3	Rod Brind'Amour	3:07	Carolina
11/7/10	Washington 3 - Philadelphia 2	Mike Green	0:29	Washington	3/1/01	Maple Leafs 3 - Capitals 2	Gary Roberts	1:21	Washington
10/23/10	Washington 4 - Atlanta 3	Tomas Fleischmann	1:37	Washington	2/14/01	Capitals 4 - Canucks 3	Adam Oates	4:19	Vancouver
10/16/10	Washington 3 - Nashville 2	Brooks Laich	1:44	Nashville	11/22/00	Capitals 3 - Canucks 2	Andrei Nikolishin	4:17	Washington
10/11/10	Washington 3 - Ottawa 2	Alex Ovechkin	4:28	Washington	10/17/00	Avalanche 4 - Capitals 3	Peter Forsberg	2:37	Washington
4/5/10	Washington 3 - Boston 2	Brooks Laich	0:44	Washington	3/30/00	Penguins 4 - Capitals 3	Hans Jonsson	2:25	Washington
3/30/10	Ottawa 5 - Washington 4	Alexei Kovalev	4:41	Washington	2/23/00	Capitals 3 - Panthers 2	Chris Simon	0:55	Washington
3/18/10	Carolina 4 - Washington 3	Ray Whitney	4:02	Carolina	1/28/00	Capitals 3 - Coyotes 2	Calle Johansson	4:59	Washington
3/14/10	Washington 4 - Chicago 3	Nicklas Backstrom	3:10	Chicago	1/14/00	Capitals 3 - Devils 2	Adam Oates	4:37	New Jersey
3/10/10	Washington 4 - Carolina 3	Tomas Fleischmann	3:20	Washington	12/29/99	Capitals 3 - Penguins 2	Adam Oates	4:32	Washington
2/10/10	Montreal 6 - Washington 5	Tomas Plekanec	4:52	Montreal	12/17/99	Capitals 3 - Rangers 2	Calle Johansson	0:31	New York
2/7/10	Washington 5 - Pittsburgh 4	Mike Knuble	2:49	Washington	11/11/99	Rangers 5 - Capitals 4	Tim Taylor	1:04	Washington
12/11/09	Washington 4 - Carolina 3	Mike Green	1:16	Washington	3/17/99	Capitals 2 - Stars 1	Brian Bellows	0:35	Washington
11/23/09	Ottawa 4 - Washington 3	Mike Fisher	1:14	Ottawa	3/13/99	Flames 5 - Capitals 4	Valeri Bure	3:31	Washington
11/1/09	Columbus 5 - Washington 4	R.J. Umberger	1:45	Washington	3/9/99	Avalanche 3 - Capitals 2	Sandis Ozolins	0:19	Washington
10/30/09	NY Islanders 4 - Washington 3	Mark Streit	0:53	Washington	1/16/99	Capitals 3 - Hurricanes 2	Kelly Miller	0:09	Carolina
10/24/09	Washington 3 - NY Islanders 2	Brooks Laich	1:00	NY Islanders	11/21/98	Bruins 5 - Capitals 4	Jason Allison	4:29	Boston
10/16/09	Philadelphia 6 - Washington 5	Daniel Briere	3:52	Philadelphia	4/8/98	Stars 4 - Capitals 3	J. Langenbrunner	3:38	Dallas
4/3/09	Buffalo 5 - Washington 4	Jason Pominville	1:51	Washington	1/31/98	Capitals 3 - Flyers 2	Michal Pivonka	2:23	Philadelphia
3/10/09	Washington 2 - Nashville 1	Sergei Fedorov	2:20	Nashville	1/21/98	Capitals 3 - Lightning 2	Kelly Miller	3:32	Tampa Bay
2/28/09	Washington 4 - Boston 3	Alexander Semin	0:22	Boston	12/5/97	Capitals 3 - Panthers 2	Jeff Toms	3:32	Washington
1/27/09	Boston 3 - Washington 2	David Krejci	1:55	Boston	12/2/97	Capitals 3 - Rangers 2	Joe Juneau	3:35	New York
1/19/09	Washington 2 - NY Islanders 1	Alex Ovechkin	1:46	NY Islanders	2/14/97	Capitals 5 - Lightning 4	Steve Konowalchuk	2:57	Washington
12/23/08	Washington 5 - NY Rangers 4	Shaone Morrisson	0:59	NY Rangers	1/1/97	Capitals 3 - Whalers 2	Steve Konowalchuk	3:01	Washington
12/16/08	Washington 5 - NY Islanders 4	Alex Ovechkin	4:49	NY Islanders	12/26/96	Red Wings 5 - Capitals 4	Sergei Fedorov	2:39	Detroit
11/4/08	Ottawa 2 - Washington 1	Mike Fisher	4:20	Ottawa	11/12/96	Devils 3 - Capitals 2	Scott Niedermayer	3:04	New Jersey
10/25/08	Washington 6 - Dallas 5	Alexander Semin	2:17	Dallas	3/27/96	Capitals 1 - Canadiens 0	Michal Pivonka	4:14	Montreal
3/27/08	Washington 4 - Tampa Bay 3	Tomas Fleischmann	2:27	Tampa Bay	2/3/96	Capitals 6 - Islanders 5	Michal Pivonka	1:21	Washington
2/24/08	New Jersey 2 - Washington 1	John Madden	4:10	Washington	1/28/96	Capitals 3 - Flyers 2	Steve Konowalchuk	4:20	Washington
2/10/08	Washington 3 - NY Rangers 2	Mike Green	0:23	Washington	12/14/95	Capitals 4 - Islanders 3	Steve Konowalchuk	2:16	Washington
2/5/08	Washington 4 - Columbus 3	Alex Ovechkin	2:28	Columbus	11/17/95	Penguins 3 - Capitals 2	Jaromir Jagr	2:48	Washington
1/31/08	Washington 5 - Montreal 4	Alex Ovechkin	3:34	Washington	3/26/95	Whalers 4 - Capitals 3	Geoff Sanderson	2:16	Washington
1/5/08	Washington 5 - Montreal 4	Mike Green	1:27	Montreal	4/5/94	Islanders 4 - Capitals 3	Benoit Hogue	3:34	Washington
12/27/07	Pittsburgh 4 - Washington 3	Sergei Gonchar	1:33	Pittsburgh	3/15/94	Capitals 5 - Penguins 4	Randy Burridge	0:40	Pittsburgh
12/22/07	NY Islanders 3 - Washington 2	Richard Park	3:43	NY Islanders	10/25/93	Flames 3 - Capitals 2	Ted Drury	2:57	Calgary
12/12/07	Washington 5 - NY Rangers 4	Mike Green	3:41	Washington	10/24/93	Capitals 3 - Oilers 2	Kelly Miller	1:39	Edmonton
11/23/07	Washington 4 - Philadelphia 3	Nicklas Backstrom	1:55	Philadelphia	4/12/93	Capitals 3 - Canadiens 2	Mike Ridley	4:12	Montreal
11/6/07	Atlanta 2 - Washington 1	Todd White	1:34	Atlanta	2/27/93	Bruins 5 - Capitals 4	Vladimir Ruzicka	2:03	Boston
3/30/07	Florida 3 - Washington 2	Martin Gelinas	2:01	Florida	12/29/92	Capitals 4 - Rangers 3	Michal Pivonka	1:28	Washington
2/8/07	Washington 4 - Los Angeles 3	Dainius Zubrus	2:28	Washington	11/14/92	Devils 4 - Capitals 3	Bobby Holik	2:09	Washington
1/6/07	Washington 3 - Atlanta 2	Alexander Semin	4:42	Washington	4/12/92	Capitals 4 - Devils 3	Peter Bondra	2:15	New Jersey
12/15/06	Washington 3 - Atlanta 2	Alex Ovechkin	0:06	Atlanta	3/7/92	Capitals 3 - Devils 2	Dale Hunter	2:49	Washington
11/18/06	Boston 3 - Washington 2	Glen Murray	2:06	Boston	12/22/91	Flyers 4 - Capitals 3	Brad Jones	1:10	Philadelphia
11/6/06	Washington 4 - Ottawa 3	Chris Clark	1:33	Washington	11/20/91	Devils 6 - Capitals 5	Stephane Richer	1:41	New Jersey
10/14/06	Atlanta 4 - Washington 3	Ilya Kovalchuk	3:02	Washington	1/31/91	Capitals 4 - Islanders 3	Dale Hunter	1:44	New York
4/10/06	Capitals 2 - Boston 1	Alex Ovechkin	3:30	Boston	1/29/91	Penguins 3 - Capitals 2	Paul Stanton	2:46	Pittsburgh
4/3/06	Carolina 6 - Capitals 5	Ray Whitney	3:35	Carolina	1/27/91	Capitals 5 - Islanders 4	Kelly Miller	4:21	Washington
3/30/06	Montreal 3 - Capitals 2	Saku Koivu	4:02	Montreal	1/22/91	Capitals 2 - Red Wings 1	Mike Ridley	3:08	Detroit
3/23/06	Tampa Bay 4 - Capitals 3	Pavel Kubina	0:37	Tampa Bay	11/24/90	Penguins 3 - Capitals 2	Mark Recchi	1:11	Pittsburgh
3/4/06	Atlanta 3 - Capitals 2	Marian Hossa	1:49	Atlanta	11/19/90	Capitals 3 - Red Wings 2	John Druce	2:31	Detroit
1/13/06	Capitals 3 - Anaheim 2	Alex Ovechkin	3:04	Anaheim	10/25/90	Blackhawks 3 - Capitals 2	Steve Larmar	0:08	Chicago

Overtime History

DATE	RESULT	SCORER	TIME	SITE	DATE	RESULT	SCORER	TIME	SITE
2/4/90	Oilers 5 - Capitals 4	Jari Kurri	3:13	Washington	3/7/87	Bruins 3 - Capitals 2	Steve Kasper	1:26	Boston
1/31/90	Capitals 4 - North Stars 3	John Tucker	0:35	Minnesota	2/7/87	Rangers 5 - Capitals 4	Tomas Sandstrom	4:20	Washington
10/16/89	Capitals 4 - Canadiens 3	Dale Hunter	3:37	Montreal	1/1/87	Capitals 4 - Penguins 3	Mike Gartner	1:30	Washington
2/10/89	Kings 7 - Capitals 6	Luc Robitaille	1:39	Washington	12/1/86	Capitals 2 - Canadiens 1	Alan Haworth	1:48	Montreal
2/1/89	Capitals 4 - Rangers 3	Mike Ridley	1:51	New York	10/13/86	Capitals 7 - Rangers 6	Mike Gartner	3:20	New York
1/20/89	Devils 6 - Capitals 5	Kirk Muller	4:25	Washington	2/25/86	Capitals 4 - Red Wings 3	Peter Andersson	0:36	Washington
11/5/88	Islanders 4 - Capitals 3	Pat LaFontaine	0:10	New York	2/8/86	Capitals 5 - Oilers 4	Bengt Gustafsson	3:42	Washington
10/29/88	Oilers 4 - Capitals 3	Jari Kurri	4:44	Edmonton	12/5/85	Capitals 3 - Blues 2	Scott Stevens	1:29	Washington
10/25/88	Capitals 4 - Canucks 3	Mike Ridley	2:55	Vancouver	10/16/85	Capitals 6 - Maple Leafs 5	Gaetan Duchesne	0:47	Toronto
4/2/88	Penguins 7 - Capitals 6	Mario Lemieux	4:07	Washington	12/27/84	Capitals 5 - Islanders 4	Doug Jarvis	4:10	New York
2/14/88	Capitals 5 - Flames 4	Mike Gartner	0:20	Washington	12/1/84	Capitals 5 - Bruins 4	Dave Christian	1:20	Boston
2/2/88	Penguins 3 - Capitals 2	Mario Lemieux	4:11	Pittsburgh	10/31/84	Capitals 4 - Flames 3	Mike Gartner	1:58	Washington
1/31/88	Capitals 1 - Flyers 0	Kelly Miller	3:27	Washington	2/19/84	Jets 4 - Capitals 3	Doug Smail	1:55	Winnipeg
11/10/87	Islanders 4 - Capitals 3	Brad Lauer	4:25	New York	12/28/83	Red Wings 3 - Capitals 2	John Ogradnick	3:55	Washington
10/30/87	Jets 3 - Capitals 2	Dale Hawerchuk	2:15	Winnipeg	11/4/83	Capitals 5 - Canucks 4	Bengt Gustafsson	1:01	Washington
4/5/87	Capitals 6 - Devils 5	Lou Francheschetti	0:12	New Jersey	10/8/83	Islanders 8 - Capitals 7	Bob Bourne	2:01	Washington
4/4/87	Capitals 3 - Flyers 2	Larry Murphy	3:19	Washington					

Year	OVERALL						HOME						ROAD					
	GP	W	L	T	SOL	Pts	GP	W	L	T	SOL	Pts	GP	W	L	T	SOL	Pts
2012-13	10	7	3	-	0	17	5	4	1	-	0	9	5	3	2	-	0	8
2011-12	19	11	4	-	4	30	12	8	2	-	2	20	7	3	2	-	2	10
2010-11	25	14	5	-	6	34	17	9	2	-	6	24	8	5	3	-	0	10
2009-10	24	11	7	-	6	28	13	7	3	-	3	17	11	4	4	-	3	11
2008-09	18	10	3	-	5	28	7	4	1	-	2	11	11	6	2	-	3	17
2007-08	19	11	4	-	4	30	8	5	1	-	2	13	11	6	3	-	2	17
2006-07	19	5	3	-	11	24	11	4	1	-	6	15	8	1	2	-	5	9
2005-06	21	9	6	-	6	30	12	5	2	-	5	17	9	4	4	-	1	13
2003-04	14	1	3	10	-	12	8	1	1	6	-	8	6	0	2	4	-	4
2002-03	20	6	6	8	-	20	8	4	2	2	-	10	12	2	4	6	-	10
2001-02	19	6	2	11	-	25	9	1	2	6	-	10	10	5	0	5	-	15
2000-01	16	2	4	10	-	18	9	1	2	6	-	10	7	1	2	4	-	8
1999-00	19	5	2	12	-	24	13	3	2	8	-	16	6	2	0	4	-	8
1998-99	11	2	3	6	-	10	5	1	2	2	-	4	6	1	1	4	-	6
1997-98	17	4	1	12	-	20	7	1	0	6	-	8	10	3	1	6	-	12
1996-97	13	2	2	9	-	13	7	2	0	5	-	9	6	0	2	4	-	4
1995-96	16	4	1	11	-	19	9	3	1	5	-	11	7	1	0	6	-	8
1994-95	9	0	1	8	-	8	4	0	1	3	-	3	5	0	0	5	-	5
1993-94	14	2	2	10	-	14	10	0	1	9	-	9	4	2	1	1	-	5
1992-93	11	2	2	7	-	11	8	1	1	6	-	8	3	1	1	1	-	3
1991-92	12	2	2	8	-	12	4	1	0	3	-	5	8	1	2	5	-	7
1990-91	14	4	3	7	-	15	6	1	0	5	-	7	8	3	3	2	-	8
1989-90	9	2	1	6	-	10	4	0	1	3	-	3	5	2	0	3	-	7
1988-89	16	2	4	10	-	14	5	0	2	3	-	3	11	2	2	7	-	11
1987-88	15	2	4	9	-	13	7	2	1	4	-	8	8	0	3	5	-	5
1986-87	17	5	2	10	-	20	6	2	1	3	-	7	11	3	1	7	-	13
1985-86	11	4	0	7	-	15	5	3	0	2	-	8	6	1	0	5	-	7
1984-85	12	3	0	9	-	15	3	1	0	2	-	4	9	2	0	7	-	11
1983-84	9	1	3	5	-	7	6	1	2	3	-	5	3	0	1	2	-	2
TOTAL	430	128	79	185	38	506	220	70	34	92	24	269	210	58	45	93	14	237

OVERTIME RECORD BY OPPONENT

	GP	W	L	T	SOL	Pts
Anaheim	4	2	1	1	0	6
Boston	34	9	7	14	4	40
Buffalo	15	2	3	10	0	17
Calgary	13	2	2	9	0	13
Carolina	29	10	5	12	2	38
Chicago	9	2	2	5	0	10
Colorado	7	0	2	5	0	6
Columbus	5	3	1	1	0	8
Dallas	12	4	1	6	1	15
Detroit	12	3	3	5	1	13
Edmonton	8	3	2	3	0	9
Florida	24	8	3	9	4	31
Los Angeles	9	2	1	6	0	10
Minnesota	1	0	0	0	1	1
Montreal	23	10	2	10	1	33
Nashville	5	4	0	1	0	9
New Jersey	27	4	10	7	6	26
NY Islanders	30	15	6	8	1	41
NY Rangers	26	10	4	9	3	32
Ottawa	12	4	3	5	0	16
Philadelphia	28	10	4	12	2	36
Phoenix	12	1	3	8	0	11
Pittsburgh	27	7	8	9	3	29
St. Louis	10	2	0	7	1	12
San Jose	2	0	0	1	1	2
Tampa Bay	21	9	3	6	3	30
Toronto	14	3	2	6	3	17
Vancouver	10	4	0	5	1	14
Winnipeg	19	7	5	5	2	26

CAPITALS CAREER OVERTIME GOAL LEADERS

Player	OT Goals
Alex Ovechkin	12
Mike Green	7
Peter Bondra	5
Kelly Miller	5
Brooks Laich	4
Mike Gartner	4
Steve Konowalchuk	4
Michal Pivonka	4
Mike Ridley	4
Alexander Semin	4
Nicklas Backstrom	3
Tomas Fleischmann	3
Dale Hunter	3
Jaromir Jagr	3
Adam Oates	3

SHOOTOUT RECORD BY YEAR

Year	W	L	G	ATT	PCT	GA	ATT	PCT
2012-13	3	0	5	9	55.6	1	9	11.1
2011-12	4	4	12	27	44.4	11	25	44.0
2010-11	5	6	11	36	30.6	12	36	33.3
2009-10	5	6	13	45	28.9	16	49	32.7
2008-09	4	5	8	28	28.6	7	24	29.2
2007-08	4	4	10	35	28.6	10	36	27.8
2006-07	1	11	5	40	12.5	16	38	42.1
2005-06	7	6	18	54	33.3	17	57	29.8
TOTAL	33	42	82	281	28.8	93	279	33.3

Shootout History

Date	Shootout Score	Rounds	Clinching Goal	Caps Goaltender	Site
4/4/13	Washington 1 - NY Islanders 0	3	Alex Ovechkin	Braden Holtby	Washington
3/30/13	Washington 2 - Buffalo 0	2	Matt Hendricks	Braden Holtby	Buffalo
3/24/13	Washington 2 - NY Rangers 1	4	Nicklas Backstrom	Braden Holtby	NY Rangers
3/31/12	Washington 2 - Montreal 0	3	Matt Hendricks	Michal Neuvirth	Washington
3/29/12	Washington 3 - Boston 2	4	Brooks Laich	Michal Neuvirth	Boston
3/22/12	Philadelphia 2 - Washington 1	4	Wayne Simmonds	Braden Holtby	Philadelphia
3/13/12	Washington 2 - NY Islanders 1	4	Matt Hendricks	Michal Neuvirth	NY Islanders
2/9/12	Winnipeg 2 - Washington 1	3	Bryan Little	Tomas Vokoun	Washington
12/23/11	New Jersey 2 - Washington 0	3	Ilya Kovalchuk	Michal Neuvirth	New Jersey
11/12/11	New Jersey 2 - Washington 1	4	David Clarkson	Michal Neuvirth	Washington
10/10/11	Washington 2 - Tampa Bay 0	3	Matt Hendricks	Tomas Vokoun	Washington
4/5/11	Washington 3 - Boston 2	4	Nike Knuble	Michal Neuvirth	Toronto
3/29/11	Carolina 3 - Washington 2	3	Jeff Skinner	Semyon Varlamov	Washington
3/22/11	Washington 5 - Philadelphia 4	3	Alexander Semin	Michal Neuvirth	Philadelphia
3/7/11	Washington 2 - Tampa Bay 1	3	Alex Ovechkin	Braden Holtby	Tampa Bay
2/1/11	Montreal 3 - Washington 2	3	Brian Gionta	Semyon Varlamov	Washington
1/24/11	NY Rangers 2 - Washington 1	4	Artem Anisimov	Braden Holtby	Washington
12/23/10	Pittsburgh 3 - Washington 2	7	Pascal Dupuis	Michal Neuvirth	Washington
12/6/10	Toronto 5 - Washington 4	3	Mikhail Grabovski	Michal Neuvirth	Washington
11/28/10	Washington 3 - Carolina 2	3	Alex Ovechkin	Semyon Varlamov	Washington
11/20/10	Philadelphia 5 - Washington 4	3	Danny Briere	Michal Neuvirth	Washington
11/3/10	Washington 5 - Toronto 4	3	Alex Ovechkin	Michal Neuvirth	Washington
4/11/10	Boston 2 - Washington 0	3	David Krejci	Semyon Varlamov	Washington
3/25/10	Carolina 2 - Washington 1	5	Chad Larose	Semyon Varlamov	Carolina
3/24/10	Washington 3 - Chicago 2	4	Mike Knuble	Jose Theodore	Washington
3/8/10	Dallas 2 - Washington 1	5	Loui Eriksson	Semyon Varlamov	Washington
2/13/10	St. Louis 1 - Washington 0	4	David Perron	Jose Theodore	St. Louis
1/13/10	Washington 3 - Florida 2	6	Tomas Fleischmann	Jose Theodore	Florida
11/28/09	Washington 1 - Montreal 0	3	Nicklas Backstrom	Semyon Varlamov	Montreal
11/21/09	Toronto 2 - Washington 0	3	Phil Kessel	Semyon Varlamov	Toronto
11/11/09	Washington 2 - NY Islanders 1	11	Chris Clark	Semyon Varlamov	Washington
10/17/09	Washington 1 - Nashville 0	3	Alex Ovechkin	Semyon Varlamov	Washington
10/12/09	New Jersey 2 - Washington 1	3	Jamie Langenbrunner	Jose Theodore	Washington
3/24/09	Toronto 1 - Washington 0	3	Jeff Hamilton	Jose Theodore	Toronto
3/14/09	Washington 2 - Carolina 0	3	Alexander Semin	Jose Theodore	Washington
3/8/09	Pittsburgh 1 - Washington 0	3	Sidney Crosby	Jose Theodore	Washington
2/18/09	Washington 2 - Montreal 0	2	Alexander Semin	Jose Theodore	Washington
2/11/09	NY Rangers 2 - Washington 1	4	Ryan Callahan	Jose Theodore	NY Rangers
1/6/09	Washington 1 - Philadelphia 0	3	Viktor Kozlov	Jose Theodore	Washington
11/15/08	New Jersey 1 - Washington 0	3	Zach Parise	Jose Theodore	New Jersey
10/28/08	Washington 2 - Nashville 1	4	Michael Nylander	Jose Theodore	Washington
10/18/08	New Jersey 1 - Washington 0	3	Zach Parise	Brent Johnson	Washington
3/25/08	Washington 1 - Carolina 0	3	Viktor Kozlov	Cristobal Huet	Carolina
3/16/08	Washington 2 - Boston 0	3	Alexander Semin	Cristobal Huet	Washington
2/20/08	NY Islanders 1 - Washington 0	3	Mike Comrie	Olie Kolzig	Washington
2/13/08	Atlanta 2 - Washington 0	2	Eric Perrin	Olie Kolzig	Atlanta
1/21/08	Washington 2 - Pittsburgh 1	3	Alexander Semin	Olie Kolzig	Pittsburgh
1/17/08	Washington 1 - Edmonton 0	12	Matt Bradley	Olie Kolzig	Washington
12/17/07	Detroit 3 - Washington 1	3	Henrik Zetterberg	Olie Kolzig	Detroit
11/28/07	Florida 4 - Washington 3	11	Stephen Weiss	Olie Kolzig	Washington
3/15/07	Boston 2 - Washington 1	3	Phil Kessel	Phil Kessel	Boston
3/1/07	Tampa Bay 1 - Washington 0	10	Nick Tarnasky	Brent Johnson	Washington
2/27/07	Florida 2 - Washington 0	3	Jozef Stumpel	Frederic Cassivi	Washington
2/21/07	San Jose 2 - Washington 1	3	Jonathan Cheechoo	Brent Johnson	Washington
2/15/07	Tampa Bay 1 - Washington 0	3	Martin St. Louis	Brent Johnson	Tampa Bay
2/6/07	Boston 2 - Washington 1	3	Phil Kessel	Olie Kolzig	Washington
2/4/07	Washington 1 - NY Islanders 0	3	Alexander Semin	Olie Kolzig	Washington
12/11/06	Pittsburgh 2 - Washington 1	3	Evgeni Malkin	Olie Kolzig	Washington
11/15/06	Boston 1 - Washington 0	3	Patrice Bergeron	Olie Kolzig	Washington
10/27/06	Vancouver 2 - Washington 0	3	Mats Naslund	Olie Kolzig	Vancouver
10/19/06	Atlanta 2 - Washington 0	2	Vyacheslav Kozlov	Brent Johnson	Atlanta
10/12/06	Minnesota 1 - Washington 0	3	Mikko Koivu	Brent Johnson	Minnesota
4/15/06	Washington 2 - Florida 1	4	Matt Pettinger	Brent Johnson	Florida
4/5/06	Carolina 1 - Washington 0	3	Matt Cullen	Brent Johnson	Washington
3/18/06	Florida 1 - Washington 0	3	Joe Nieuwendyk	Olie Kolzig	Washington
3/10/06	New Jersey 3 - Washington 2	5	Sergei Brylin	Olie Kolzig	Washington
1/19/06	Washington 2 - St. Louis 1	4	Matt Pettinger	Olie Kolzig	Washington
1/8/06	Florida 2 - Washington 1	3	Joe Nieuwendyk	Olie Kolzig	Washington
12/31/05	Washington 2 - Philadelphia 1	3	Brian Willsie	Olie Kolzig	Washington
12/22/05	Washington 1 - Atlanta 0	3	Alex Ovechkin	Brent Johnson	Atlanta
11/26/05	NY Rangers 4 - Washington 3	15	Marek Malik	Olie Kolzig	New York
11/23/05	Tampa Bay 2 - Washington 1	5	Vaclav Prospal	Olie Kolzig	Washington
11/15/05	Washington 1 - Tampa Bay 0	3	Alex Ovechkin	Brent Johnson	Washington
11/4/05	Washington 1 - Atlanta 0	3	Alex Ovechkin	Olie Kolzig	Washington
10/16/05	Washington 2 - Tampa Bay 1	3	Petr Sykora	Olie Kolzig	Washington

SHOOTOUT RECORD BY OPPONENT

	GP	W	L
Boston	7	3	4
Buffalo	1	1	0
Carolina	6	4	2
Chicago	1	1	0
Dallas	1	0	1
Detroit	1	0	1
Edmonton	1	1	0
Florida	6	2	4
Minnesota	1	0	1
Montreal	4	3	1
Nashville	2	2	0
New Jersey	6	0	6
NY Islanders	5	4	1
NY Rangers	4	1	3
Philadelphia	5	3	2
Pittsburgh	4	1	3
St. Louis	2	1	1
Tampa Bay	7	4	3
Toronto	4	1	3
San Jose	1	0	1
Vancouver	1	0	1
Winnipeg	4	2	2

INDIVIDUAL SHOOTOUT STATISTICS

Shooter	G/ATT	GDG
Alex Ovechkin	23/66	8
Alexander Semin	15/42	6
Nicklas Backstrom	9/26	2
Matt Hendricks	8/13	4
Viktor Kozlov	4/11	2
Matt Pettinger	4/13	2
Brooks Laich	4/16	1
Brian Willsie	3/9	1
Mike Knuble	2/4	2
Bryan Muir	1/1	
Petr Sykora	1/1	1
Andrew Cassels	1/2	
Dainius Zubrus	1/2	
Chris Clark	1/3	
Michael Nylander	1/4	1
Matt Bradley	1/5	1
Boyd Gordon	1/5	
Brendan Morrison	1/5	
Troy Brouwer	1/7	
Tomas Fleischmann	1/8	1
John Erskine	0/1	
Marcus Johansson	0/1	
Dmitry Orlov	0/1	
Kris Beech	0/1	
Steve Eminger	0/1	
Sergei Fedorov	0/1	
Jamie Heward	0/1	
Jiri Novotny	0/1	
Tom Poti	0/1	
David Steckel	0/1	
Brian Sutherby	0/1	
Richard Zednik	0/1	
Dainius Zubrus	0/1	
Keith Aucoin	0/1	
Donald Brashear	0/2	
Jeff Halpern	0/2	
Jakub Klepis	0/2	
Mike Ribeiro	0/2	
Brian Pothier	0/2	
Ben Clymer	0/3	
Eric Fehr	0/3	
Mathieu Perreault	0/4	
Mike Green	0/6	

Goaltender	Record	GA/ATT
Olie Kolzig	7-13	34/92 (37.0%)
Michal Neuvirth	6-5	13/38 (34.2%)
Jose Theodore	6-6	13/38 (34.2%)
Braden Holtby	4-2	13/20 (65.0%)
Semyon Varlamov	4-6	12/41 (29.3%)
Brent Johnson	3-6	8/34 (23.5%)
Cristobal Huet	2-0	0/5 (0.0%)



Penalty Shot History

Capitals: 21 Goals on 49 Chances (42.9%)

Player	Opponent	Date	Goaltender	Result
Marcus Johansson	@ Philadelphia	3/22/12	Ilya Bryzgalov	No Goal
Troy Brouwer	@ Montreal	2/4/12	Peter Budaj	No Goal
Alexander Semin	@ Montreal	2/4/12	Peter Budaj	Goal
Jason Chimera	@ Buffalo	11/26/11	Jhonas Enroth	Goal
Mike Knuble	@ Vancouver	10/29/11	Roberto Luongo	Goal
David Steckel	@ Calgary	10/30/10	Henrik Karlsson	Goal
Alex Ovechkin	vs. New Jersey	10/9/10	Martin Brodeur	Goal
Alex Ovechkin	vs. Philadelphia	1/17/10	Ray Emery	Goal
Alexander Semin	@ Vancouver	12/18/09	Roberto Luongo	No Goal
Alexandre Giroux	vs. Boston	12/10/08	Manny Fernandez	No Goal
Alex Ovechkin	@ Carolina	12/7/08	Michael Leighton	No Goal
Michael Nylander	vs. Vancouver	10/13/08	Roberto Luongo	Goal
Alex Ovechkin	@ Atlanta	10/10/08	Kari Lehtonen	No Goal
Alexander Semin	@ Pittsburgh	2/18/07	Jocelyn Thibeault	No Goal
Alex Ovechkin	vs. Dallas	11/30/06	Mike Smith	No Goal
Alex Ovechkin	@ Colorado	10/25/06	Peter Budaj	No Goal
Matt Pettinger	@ Florida	4/15/06	Jamie McLellan	No Goal
Alex Ovechkin	@ Boston	1/26/06	Tim Thomas	No Goal
Matt Pettinger	vs. Tampa Bay	11/23/05	John Grahame	Goal
Dainius Zubrus	vs. Boston	12/11/03	Andrew Raycroft	Goal
Michael Nylander	@ NY Islanders	12/21/02	Rick DiPietro	No Goal
Joe Sacco	@ Toronto	11/6/01	Curtis Joseph	No Goal
Joe Sacco	@ Carolina	3/30/01	Arturs Irbe	Goal
Ulf Dahlen	vs. Toronto	4/1/00	Curtis Joseph	No Goal
Richard Zednik	vs. NY Rangers	11/11/99	Mike Richter	No Goal
Peter Bondra	vs. Los Angeles	1/29/99	Stephane Fiset	Goal
Adam Oates	vs. Toronto	11/18/98	Curtis Joseph	Goal
Peter Bondra	vs. Los Angeles	3/4/98	Stephane Fiset	No Goal
Ken Klee	@ NY Rangers	3/12/97	Mike Richter	No Goal
Peter Bondra	@ Anaheim	12/13/96	Mikhail Shtalenkov	No Goal
Keith Jones	Montreal	11/1/95	Patrick Labrecque	No Goal
Steve Konowalchuk	@ NY Rangers	3/5/95	Mike Richter	No Goal
Michal Pivonka	@ Hartford	1/21/95	Sean Burke	No Goal
Reggie Savage	Minnesota	11/18/92	Jon Casey	Goal
Dimitri Khristich	Minnesota	1/7/92	Darcy Wakaluk	Goal
Dale Hunter	@ Pittsburgh	12/6/89	Wendel Young	No Goal
Yvon Corrivieu	New Jersey	1/19/88	Bob Sauve	No Goal
Mike Gartner	Philadelphia	4/4/87	Glenn Resch	Goal
Mike Gartner	@ Hartford	1/17/87	Mike Liut	Goal
Mike Gartner	@ NY Rangers	12/20/80	Wayne Thomas	Goal
Bengt Gustafsson	@ Los Angeles	2/12/80	Ron Grahame	No Goal
Rolf Edberg	NY Rangers	2/2/80	Doug Soetaert	Goal
Bengt Gustafsson	@ Minnesota	1/5/80	Gilles Meloche	No Goal
Guy Charron	Montreal	10/30/79	Denis Herron	No Goal
Blair Stewart	@ Montreal	4/7/79	Michel Larocque	No Goal
Hartland Monahan	NY Islanders	1/16/77	Glenn Resch	Goal
Nelson Pyatt	Toronto	3/9/75	Gord McRae	Goal
Steve Atkinson	@ Vancouver	2/1/75	Ken Lockett	Goal
Tom Williams	@ Buffalo	12/5/74	Gary Bromley	No Goal

MOST CAREER PENALTY SHOT GOALS

Mike Gartner	3 (3 attempts)
Alex Ovechkin	2 (7 attempts)
16 players tied	1

MOST CAREER PENALTY SHOT ATTEMPTS

Alex Ovechkin	7 (2 goal)
Mike Gartner	3 (3 goals)
Peter Bondra	3 (1 goal)
Alexander Semin	3 (1 goal)

Opponent: 21 Goals on 63 Chances (33.3%)

Player	Opponent	Date	Goaltender	Result
Brad Marchand	vs. Boston	3/5/13	Braden Holtby	Goal
Steve Bernier	vs. New Jersey	2/23/13	Braden Holtby	No Goal
Lauri Korpikoski	vs. Phoenix	11/21/11	Tomas Vokoun	Goal
Chad LaRose	vs. Carolina	3/29/11	Semyon Varlamov	No Goal
Evgeni Malkin	vs. Pittsburgh	12/23/10	Michal Neuvirth	No Goal
Mattias Tedenby	@ New Jersey	11/22/10	Braden Holtby	Goal
Brandon Sutter	vs. Carolina	3/10/10	Jose Theodore	No Goal
David Krejci	at Boston	2/2/10	Jose Theodore	No Goal
Ryan Clowe	at San Jose	12/30/09	Michal Neuvirth	Goal
Joe Thornton	at San Jose	12/30/09	Michal Neuvirth	Goal
Jim Slater	at Atlanta	10/29/09	Semyon Varlamov	No Goal
Darroll Powe	vs. Philadelphia	10/27/09	Jose Theodore	No Goal
Eric Staal	vs. Carolina	3/3/09	Michal Neuvirth	Goal
David Booth	vs. Florida	3/1/09	Jose Theodore	No Goal
Adam Hall	vs. Tampa Bay	1/1/09	Brent Johnson	No Goal
Chris Drury	vs. NY Rangers	11/8/08	Brent Johnson	No Goal
Daniel Alfredsson	@ Ottawa	12/29/07	Olie Kolzig	Goal
Chad Larose	@ Carolina	11/30/07	Olie Kolzig	No Goal
J-P Vigier	vs. Atlanta	1/6/07	Olie Kolzig	No Goal
Karel Rachunek	@ NY Rangers	12/30/06	Olie Kolzig	Goal
Mats Sundin	@ Toronto	12/23/06	Olie Kolzig	Goal
Marco Sturm	@ Boston	11/18/06	Brent Johnson	No Goal
Ryan Malone	@ Pittsburgh	1/25/06	Olie Kolzig	Goal
Erik Cole	vs. Carolina	1/21/06	Olie Kolzig	Goal
Mike Sillinger	vs. St. Louis	1/19/06	Olie Kolzig	No Goal
Steve Sullivan	vs. Nashville	12/7/05	Olie Kolzig	No Goal
Brett Hull	vs. Detroit	12/13/03	Olie Kolzig	No Goal
Andrei Markov	@ Montreal	3/25/03	Olie Kolzig	No Goal
Steve Sullivan	@ Chicago	11/15/02	Olie Kolzig	No Goal
Chad Kilger	vs. Montreal	10/19/01	Olie Kolzig	No Goal
Sergei Nemchinov	vs. New Jersey	3/11/00	Olie Kolzig	No Goal
Viktor Kozlov	vs. Florida	2/23/00	Olie Kolzig	Goal
Robert Reichel	@ Phoenix	3/25/99	Rick Tabaracci	No Goal
Jay Pandolfo	vs. New Jersey	12/30/98	Rick Tabaracci	No Goal
Mariusz Czerkawski	vs. NY Islanders	12/4/98	Rick Tabaracci	No Goal
Todd Marchant	vs. Edmonton	1/26/97	Olie Kolzig	No Goal
Todd Elik	vs. Boston	11/19/96	Jim Carey	No Goal
Mike Hough	@ Florida	2/29/96	Olie Kolzig	No Goal
Jeff Friesen	@ San Jose	12/2/95	Jim Carey	Goal
Jaromir Jagr	@ Pittsburgh	1/26/93	Don Beaupre	No Goal
Eric Lindros	Philadelphia	12/26/92	Don Beaupre	Goal
Murray Craven	Hartford	3/24/92	Don Beaupre	Goal
Mario Lemieux	Pittsburgh	11/24/89	Bob Mason	Goal
Anders Carlsson	@ New Jersey	4/2/89	Don Beaupre	No Goal
Greg Paslawski	@ St. Louis	2/14/89	Clint Malarchuk	No Goal
Dale Hawerchuk	Winnipeg	12/17/88	Clint Malarchuk	No Goal
Brent Sutter	NY Islanders	12/26/86	Bob Mason	No Goal
Peter Sundstrom	NY Rangers	3/2/86	Al Jensen	Goal
Mats Naslund	@ Montreal	3/21/85	Pat Riggan	No Goal
Dave Hannan	Pittsburgh	10/14/83	Pat Riggan	Goal
Michel Goulet	@ Quebec	2/6/83	Pat Riggan	Goal
Wayne Gretzky	@ Edmonton	11/24/82	Pat Riggan	No Goal
Kent Nilsson	@ Calgary	1/8/81	Rollie Boutin	No Goal
Ron Sedlbaur	@ Vancouver	3/2/79	Gary Inness	No Goal
Jacques Lemaire	@ Montreal	11/2/78	Jim Bedard	No Goal
Pete Mahovlich	@ Pittsburgh	1/21/78	Jim Bedard	No Goal
Blair Chapman	Pittsburgh	12/4/77	Jim Bedard	No Goal
Clark Gillies	NY Islanders	11/13/77	Bernie Wolfe	Goal
Ron Schock	Pittsburgh	11/30/76	Bernie Wolfe	No Goal
Don Luce	@ Buffalo	10/19/75	Ron Low	No Goal
Orest Kindrachuk	@ Philadelphia	11/9/74	Michel Belhumeur	Goal
Stan Mikita	@ Chicago	10/23/74	Michel Belhumeur	No Goal
Jim Pappin	@ Chicago	10/23/74	Michel Belhumeur	No Goal

MOST CAREER PENALTY SHOT SAVES

Olie Kolzig	11 (17 attempts)
Jose Theodore	4 (4 attempts)
Jim Bedard	3 (3 attempts)
Brent Johnson	3 (3 attempts)
Rick Tabaracci	3 (3 attempts)

MOST CAREER PENALTY SHOTS FACED

Olie Kolzig	17 (6 GA)
Don Beaupre	4 (2 GA)
Michal Neuvirth	4 (3 GA)
Pat Riggan	4 (2 GA)
Jose Theodore	4 (0 GA)

Capitals' Firsts

TEAM

Category	Date	Opponent	Result
Season	1974-75		8-67-5, 5th Norris
Game	10/9/74	at NY Rangers	NY Rangers, 6-3
Game, Home	10/15/74	vs. Los Angeles Kings	Tie, 1-1
Victory, Home	10/17/74	vs. Chicago	Washington, 4-3
Victory, Road	3/28/75	at California	Washington, 5-3
Loss, Home	10/20/74	vs. NY Islanders	NY Islanders, 5-0
Loss, Road	10/9/74	at NY Rangers	NY Rangers, 6-3
Tie, Home	10/15/74	vs. Los Angeles	Tie, 1-1
Tie, Road	10/17/75	at California	Tie, 3-3
Tie, Scoreless	12/10/88	at Montreal	Tie, 0-0
Overtime Game	10/8/83	vs. NY Islanders	NY Islanders, 8-7
Overtime Victory	11/4/83	vs. Vancouver	Washington, 5-4
Playoff Game	4/6/83	at NY Islanders	NY Islanders, 5-2
Playoff Victory	4/7/83	at NY Islanders	Washington, 4-2
Sellout (18,130)	12/26/74	vs. Philadelphia	Philadelphia, 4-1

INDIVIDUAL

Category	Player	Date & Opponent	Result
Goal	Jim Hryciuk	10/9/74 at NY Rangers	NY Rangers, 6-3
Goal, Home	Yvon Labre	10/15/74 vs. Los Angeles	Tie, 1-1
Goal Against, Road	Greg Polis	10/9/74 at NY Rangers	NY Rangers, 6-3
Goal Against, Home	Dan Maloney	10/15/74 vs. Los Angeles	Tie, 1-1
Winning Goal, Home	Jack Egers	10/17/74 vs. Chicago	Washington, 4-3
Winning Goal, Road	Nelson Pyatt	3/28/75 at California	Washington, 5-3
Overtime Goal	Bengt Gustafsson	11/4/82 vs. Vancouver	Washington, 5-4
Playoff Goal	Bob Gould	4/6/83 at NY Islanders	NY Islanders, 5-2
Power-Play Goal	Ron Anderson	10/9/74 at NY Rangers	NY Rangers, 6-3
Shorthanded Goal	Dave Kryskow	12/19/74 at Los Angeles	Los Angeles, 4-1
Two-Goal Game	Denis Dupre	10/17/74 vs. Chicago	Washington, 4-3
Hat Trick	Ron Lalonde	3/30/75 vs. Detroit	Detroit, 8-5
Double Hat Trick	T. Tooke/D. Maruk	11/21/81 vs. Philadelphia	Washington, 10-4
Assists, Road	G. Joly/D. Dupre	10/9/74 at NY Rangers	NY Rangers, 6-3
Assists, Home	D. Kryskow/B. Lesuk	10/15/74 vs. Los Angeles	Tie, 1-1
Minor Penalty	Bill Mikkelsen	10/9/74 at NY Rangers	Hooking
Major Penalty	Mike Bloom	10/17/74 vs. Chicago	Fighting
Playoff Minor Penalty	Glenn Currie	4/6/83 at NY Islanders	Elbowing
Playoff Major Penalty	Bryan Erickson	4/4/84 vs. Philadelphia	Fighting
Penalty Shot	Tom Williams	12/5/74 at Buffalo	No Goal
Shutout	Ron Low	2/16/75 vs. Kansas City	Washington, 3-0
Playoff Shutout	Bob Mason	4/11/87 at NY Islanders	Washington, 2-0

VERIZON CENTER – TEAM

Category	Date	Opponent	Result
Game	12/5/97	vs. Florida	Washington, 3-2 OT
Loss, Home	12/18/97	vs. Florida	Florida, 4-0
Tie, Home	12/16/97	vs. NY Islanders	Tie, 1-1
Tie, Scoreless	4/5/02	vs. Ottawa	Tie, 0-0
Overtime Game	12/5/97	vs. Florida	Washington, 3-2 OT
Playoff Game	4/22/98	vs. Boston	Washington, 3-1
Sellout (19,740)	12/5/97	vs. Florida	Washington, 3-2 OT
Playoff Sellout (19,740)	5/1/98	vs. Boston	Boston, 4-0

VERIZON CENTER – INDIVIDUAL

Category	Player	Date & Opponent	Result
Goal	Richard Zednik	12/5/97 vs. Florida	Washington, 3-2 OT
Goal Against	Steve Washburn	12/5/97 vs. Florida	Washington, 3-2 OT
Winning Goal	Jeff Toms	12/5/97 vs. Florida	Washington, 3-2 OT
Overtime Goal	Jeff Toms	12/5/97 vs. Florida	Washington, 3-2 OT
Playoff Goal	Brian Bellows	4/22/98 vs. Boston	Washington, 3-1
Playoff Goal Against	Dmitri Khristich	4/22/98 vs. Boston	Washington, 3-1
Power-Play Goal	Chris Simon	12/5/97 vs. Florida	Washington, 3-2 OT
Power-Play Goal Against	Robert Svehla	12/5/97 vs. Florida	Washington, 3-2 OT
Shorthanded Goal	Kelly Miller	12/23/97 vs. New Jersey	Tie, 1-1
Shorthanded Goal Against	Brian Rolston	12/30/98 vs. New Jersey	New Jersey, 3-2
Two-Goal Game	Calle Johansson	1/6/98 vs. Toronto	Washington, 5-3
Hat Trick	Peter Bondra	1/8/98 vs. NY Rangers	Washington, 5-3
Assists	Konowalchuk/Bulis	12/5/97 vs. Florida	Washington, 3-2 OT
Assists Against	Laus/Warrene	12/5/97 vs. Florida	Washington, 3-2 OT
Minor Penalty	Paul Laus	12/5/97 vs. Florida	Washington, 3-2 OT
Major Penalty	Ken Klee	12/5/97 vs. Florida	Washington, 3-2 OT
Penalty Shot	Peter Bondra	3/4/98 vs. Los Angeles	No Goal
Penalty Shot Against	Mariuz Czerkawski	12/4/98 vs. NY Islanders	No Goal
Shutout	Olie Kolzig	1/13/98 vs. Ottawa	Washington, 4-0
Shutout Against	John Vanbiesbrouck	12/18/97 vs. Florida	Florida, 4-0

Capitals NHL Award Winners



HART TROPHY NHL Most Valuable Player

Alex Ovechkin (2012-13)
Alex Ovechkin (2008-09)
Alex Ovechkin (2007-08)



ART ROSS TROPHY Most Points

Alex Ovechkin (2007-08)



VEZINA TROPHY Best Goaltender

Olie Kolzig (1999-00)
Jim Carey (1995-96)



JAMES NORRIS TROPHY Best Defenseman

Rod Langway (1982-83)
Rod Langway (1983-84)



WILLIAM JENNINGS TROPHY Fewest Goals Against, Team

Al Jensen/Pat Riggin
(1983-84)



KING CLANCY MEMORIAL TROPHY Leadership and Humanitarian Contribution

Olie Kolzig (2005-06)



TED LINDSAY AWARD **LESTER B. PEARSON AWARD** NHLPA Most Valuable Player

Alex Ovechkin (2009-10)
Alex Ovechkin (2008-09)
Alex Ovechkin (2007-08)



MAURICE "ROCKET" RICHARD TROPHY Most Goals

Alex Ovechkin (2012-13)
Alex Ovechkin (2008-09)
Alex Ovechkin (2007-08)



FRANK SELKE TROPHY Best Defensive Forward

Doug Jarvis (1983-84)



JACK ADAMS AWARD Coach of the Year

Bruce Boudreau (2007-08)
Bryan Murray (1983-84)



CALDER MEMORIAL TROPHY Rookie of the Year

Alex Ovechkin (2005-06)



BILL MASTERTON TROPHY Perseverance and Dedication to Hockey

Jose Theodore (2009-10)

Capitals NHL Award Winners

CAPITALS NAMED TO NHL POSTSEASON ALL-STAR TEAMS

FIRST TEAM

Year	Player	Pos.
2012-13	Alex Ovechkin	RW
2009-10	Mike Green	D
2009-10	Alex Ovechkin	LW
2008-09	Mike Green	D
2008-09	Alex Ovechkin	LW
2007-08	Alex Ovechkin	LW
2006-07	Alex Ovechkin	LW
2005-06	Alex Ovechkin	LW
1999-00	Olie Kolzig	G
1995-96	Jim Carey	G
1987-88	Scott Stevens	D
1983-84	Rod Langway	D
1982-83	Rod Langway	D

SECOND TEAM

Year	Player	Pos.
2012-13	Alex Ovechkin	LW
2010-11	Alex Ovechkin	LW
2002-03	Sergei Gonchar	D
2001-02	Sergei Gonchar	D
1992-93	Al Iafrate	D
1986-87	Larry Murphy	D
1984-85	Rod Langway	D
1983-84	Pat Riggin	G

CAPITALS NAMED TO NHL POSTSEASON ALL-ROOKIE TEAMS

Year	Player	Pos.
2010-11	John Carlson	D
2007-08	Nicklas Backstrom	F
2005-06	Alex Ovechkin	F
1994-95	Jim Carey	G
1982-83	Scott Stevens	D

NHL FOUNDATION AWARD

Community Participation

2000-01	Olie Kolzig
---------	-------------

NHL PLAYER OF THE MONTH

Date	Player
April 2013	Alex Ovechkin (1st star)
Jan. 2010	Alex Ovechkin (1st star)
Oct. 2009	Alex Ovechkin (2nd star)
Dec. 2008	Alex Ovechkin (3rd star)
Nov. 2008	Alex Ovechkin (1st star)
Oct. 2008	Alexander Semin (1st star)
March 2008	Alex Ovechkin (1st star)
Jan. 2008	Alex Ovechkin (1st star)
Jan. 2006	Alex Ovechkin
Nov. 2003	Robert Lang
Jan. 2000	Olie Kolzig
March 1996	Jim Carey
March 1995	Jim Carey
Jan. 1987	Mike Gartner

NHL ROOKIE OF THE MONTH

Date	Player
Oct. 2010	Michal Neuvirth
Dec. 2007	Nicklas Backstrom
Jan. 2006	Alex Ovechkin
Dec. 2005	Alex Ovechkin
March 2000	Jeff Halpern
March 1995	Jim Carey
Nov. 1990	Peter Bondra
Dec. 1984	Bob Mason

NHL PLAYER OF THE WEEK

Date	Player	Date	Player
4/8/13	Alex Ovechkin (1st star)	2/22/04	Olie Kolzig
3/25/13	Alex Ovechkin (1st star)	12/22/03	Robert Lang
1/2/12	Alex Ovechkin (2nd star)	11/17/03	Robert Lang
12/12/11	John Carlson (3rd star)	12/24/00	Adam Oates
11/7/11	Nicklas Backstrom (3rd star)	12/17/00	Olie Kolzig
10/24/11	Tomas Vokoun (3rd star)	1/24/00	Sergei Gonchar
3/14/11	Braden Holtby (1st star)	2/28/00	Olie Kolzig
1/3/11	Semyon Varlamov (1st star)	2/7/99	Peter Bondra
11/15/10	Alexander Semin (3rd star)	4/19/98	Olie Kolzig
4/12/10	Nicklas Backstrom (3rd star)	4/5/98	Peter Bondra
2/8/10	Alex Ovechkin (1st star)	3/23/98	Olie Kolzig
2/8/10	Nicklas Backstrom (3rd star)	11/24/96	Peter Bondra
2/1/10	Nicklas Backstrom (3rd star)	3/3/96	Jim Carey
1/18/10	Alex Ovechkin (1st star)	12/31/95	Jim Carey
12/7/09	Nicklas Backstrom (1st star)	3/15/95	Jim Carey
10/19/09	Alex Ovechkin (3rd star)	11/5/89	Don Beaupre
10/5/09	Alex Ovechkin (1st star)	3/19/89	Dino Ciccarelli
2/9/09	Mike Green (3rd star)	3/12/89	Geoff Courtnall
2/2/09	Mike Green (3rd star)	1/8/89	Pete Peeters
12/29/08	Alex Ovechkin (1st star)	2/21/88	Clint Malarchuk
11/17/08	Nicklas Backstrom (1st star)	2/14/88	Pete Peeters
11/17/08	Alex Ovechkin (2nd star)	1/24/88	Pete Peeters
11/10/08	Brent Johnson (3rd star)	1/3/87	Clint Malarchuk
4/6/08	Cristobal Huet (3rd star)	1/21/85	Craig Laughlin
3/23/08	Alex Ovechkin (1st star)	3/12/84	Pat Riggin
3/9/08	Alex Ovechkin (1st star)	2/6/84	Pat Riggin
1/27/08	Alex Ovechkin (2nd star)	1/30/84	Pat Riggin
12/30/08	Alex Ovechkin (1st star)	10/31/83	Al Jensen
10/28/07	Alex Ovechkin (3rd star)	12/20/82	Al Jensen
12/11/06	Alex Ovechkin (3rd star)	11/23/81	Dennis Maruk
1/22/06	Alex Ovechkin	11/17/80	Dennis Maruk
1/1/06	Alex Ovechkin	10/20/80	Mike Gartner
4/4/04	Jeff Halpern		

* Player of the Week and Player of the Month were first awarded in the 1980-81 season; Player of the Week and Player of the Month renamed Three Stars beginning in 2006-07 season

* Rookie of the Month was first awarded in the 1983-84 season

Capitals Honors

CAPITALS IN THE HOCKEY HALL OF FAME

Player	Year Inducted
Mike Gartner	2001
Rod Langway	2002
Larry Murphy	2004
Scott Stevens	2007
Dave Fay	2007 (Washington Times beat writer; Elmer Ferguson Memorial Award)
Dino Ciccarelli	2010
Ron Weber	2010 (Radio voice; Foster Hewitt Memorial Award)
Adam Oates	2012

CAPITALS IN THE U.S. HOCKEY HALL OF FAME

Player	Year Inducted
Craig Patrick	1996
Rod Langway	1999
Dave Christian	2001
Phil Housley	2004
Bobby Carpenter	2007
Kevin Hatcher	2010

CAPITALS IN OLYMPIC WINTER GAMES

2010 Winter Olympics (Vancouver, British Columbia)

Nicklas Backstrom (Sweden)
Tomas Fleischmann (Czech Republic)
Alex Ovechkin (Russia)
Alexander Semin (Russia)
Semyon Varlamov (Russia)

2006 Winter Olympics (Torino, Italy)

Olie Kolzig (Germany)
Ivan Majesky (Slovakia)
Alex Ovechkin (Russia)

2002 Winter Olympics (Salt Lake City, Utah)

Ulf Dahlen (Sweden)
Sergei Gonchar (Russia – Bronze)
Jaromir Jagr (Czech Republic)
Dimitri Khristich (Ukraine)
Andrei Nikolishin (Russia – Bronze)

1998 Winter Olympics (Nagano, Japan)

Peter Bondra (Slovakia)
Calle Johansson (Sweden)
Olie Kolzig (Germany)
Ron Wilson (Head Coach, United States)
Richard Zednik (Slovakia)

CAPITALS PROSPECTS IN THE WORLD JUNIOR CHAMPIONSHIP

Since 2004

2013 World Junior Championship (Russia)

Riley Barber (United States - Gold)
Filip Forsberg (Sweden - Silver)
Christian Djoos (Sweden - Silver)

2012 World Junior Championship (Alberta, Canada)

Filip Forsberg (Sweden - Gold)
Evgeny Kuznetsov (Russia - Silver)
Sergey Kostenko (Russia - Silver)

2011 World Junior Championship (Buffalo, United States)

Evgeny Kuznetsov (Russia – Gold)
Dmitry Orlov (Russia – Gold)
Cody Eakin (Canada – Silver)
Patrick Wey (United States – Bronze)
Philipp Grubauer (Germany)

2010 World Junior Championship (Saskatchewan, Canada)

John Carlson (United States – Gold)
Stefan Della Rovere (Canada – Silver)
Marcus Johansson (Sweden – Bronze)

2009 World Junior Championship (Ottawa)

Stefan Della Rovere (Canada – Gold)
Dmitry Kugryshev (Russia)

2008 World Junior Championship (Czech Republic)

Karl Alzner (Canada – Gold)
Josh Godfrey (Canada – Gold)
Michal Neuvirth (Czech Republic)
Dmitry Kugryshev (Russia – Bronze)

2007 World Junior Championship (Sweden)

Karl Alzner (Canada – Gold)
Oskar Osala (Finland)
Semyon Varlamov (Russia – Silver)
Nicklas Backstrom (Sweden)

2006 World Junior Championship (Canada)

Nicklas Backstrom (Sweden)
Chris Bourque (United States)
Sasha Pokulok (Canada – Gold)
Semyon Varlamov (Russia – Silver)

2005 World Junior Championship (United States)

Chris Bourque (United States)
Oscar Hedman (Sweden)
Alex Ovechkin (Russia – Silver)
Michail Yunkov (Russia – Silver)

2004 World Junior Championship (Finland)

Tomas Fleischmann (Czech Republic)
Peter Guggisberg (Switzerland)
Sami Lepisto (Finland – Bronze)
Alex Ovechkin (Russia)
Alexander Semin (Russia)
Steve Werner (United States – Gold)

NHL STATISTICAL LEADERS

Year	Player	Category (Total)
2012-13	Alex Ovechkin	Goals (32)
2012-13	Alex Ovechkin	Power-Play Goals (16)
2012-13	Alex Ovechkin	Shots (220)
2010-11	Alex Ovechkin*	Game-Winning Goals (11)
2010-11	Alex Ovechkin	Shots (367)
2009-10	Alex Ovechkin	Shots (368)
2009-10	Jeff Schultz	Plus/Minus (+50)
2008-09	Alex Ovechkin	Goals (56)
2008-09	Alex Ovechkin	Shots (528)
2007-08	Alex Ovechkin	Points (112)
2007-08	Alex Ovechkin	Goals (65)
2007-08	Alex Ovechkin	Power-Play Goals (22)
2007-08	Alex Ovechkin	Game-Winning Goals (11)
2007-08	Alex Ovechkin	Shots (446)
2006-07	Alex Ovechkin	Shots (392)
2005-06	Alex Ovechkin	Shots (425)
2001-02	Peter Bondra	Power-Play Goals (17)

Year	Player	Category (Total)
2000-01	Peter Bondra	Power-Play Goals (22)
2000-01	Adam Oates	Assists (69)
1999-00	Olie Kolzig	Saves (1,794)
1999-00	Olie Kolzig	Minutes (4,371)
1997-98	Peter Bondra*	Goals (52)
1997-98	Peter Bondra	Game-Winning Goals (13)
1995-96	Jim Carey	Shutouts (9)
1994-95	Peter Bondra	Goals (34)
1994-95	Peter Bondra	Shorthanded Goals (6)
1990-91	Don Beaupre	Shutouts (5)
1989-90	Mike Liut#	Goals-Against Average (2.53)
1989-90	Mike Liut#	Shutouts (4)
1987-88	Clint Malarchuk	Shutouts (4)
1987-88	Pete Peeters	Goals-Against Average (2.78)
1983-84	Al Jensen*	Shutouts (4)
1983-84	Pat Riggan	Goals-Against Average (2.66)
1983-84	Pat Riggan*	Shutouts (4)

*Co-leader

#Acquired via trade during the season

All-Star History

CAPITALS ALL-STAR GAME LEADER BOARD

Goals	Assists	Points	Games
Alex Ovechkin 5	Peter Bondra 4	Alex Ovechkin 8	Peter Bondra 5
Mike Gartner 2	Alex Ovechkin 3	Peter Bondra 5	Alex Ovechkin 4
	Kevin Hatcher 3	Mike Gartner 3	Rod Langway 4
	Jaromir Jagr 3	Kevin Hatcher 3	Mike Gartner 4
		Jaromir Jagr 3	

CAPITALS SKATERS SELECTED TO THE NHL ALL-STAR GAME

Year	Player	Position	GP	G	A	Pts	PIM
2011-12	Alex Ovechkin	Left Wing		Did Not Play			
	Dennis Wideman	Defense	1	0	1	1	0
2010-11	Alex Ovechkin	Left Wing	1	1	1	2	0
	Mike Green	Defense	1	0	2	2	0
2008-09	Alex Ovechkin	Left Wing	1	1	2	3	0
2007-08	Alex Ovechkin	Left Wing	1	2	0	2	0
2006-07	Alex Ovechkin (2)	Left Wing	1	1	0	1	0
2003-04	Robert Lang	Center	1	0	1	1	0
2002-03	Sergei Gonchar	Defense	1	0	0	0	0
	Jaromir Jagr	Right Wing	1	0	3	3	0
2001-02	Sergei Gonchar	Defense	1	0	1	1	0
	Jaromir Jagr	Right Wing	1	0	0	0	0
2000-01	Sergei Gonchar	Defense	1	0	2	2	0
1998-99	Peter Bondra	Right Wing	1	0	0	0	0
1997-98	Peter Bondra	Right Wing	1	0	1	1	0
1996-97	Peter Bondra	Right Wing	1	0	2	2	0
	Dale Hunter	Center	1	0	0	0	0
1995-96	Peter Bondra	Right Wing	1	0	0	0	0
1993-94	Al Iafate	Defense	1	0	0	0	0
1992-93	Peter Bondra	Right Wing	1	1	1	2	0
	Al Iafate	Defense	1	0	0	0	0
1991-92	Randy Burridge	Left Wing	1	1	0	1	0
	Kevin Hatcher	Defense	1	0	1	1	0
1990-91	Kevin Hatcher	Defense	1	0	1	1	0
1989-90	Kevin Hatcher	Defense	1	0	1	1	0
1988-89	Mike Ridley	Center	1	1	1	2	0
	Scott Stevens	Defense	1	0	1	1	0
1987-88	Mike Gartner	Right Wing	1	1	0	1	0
1986-87	Rod Langway (4)	Defense	2	0	0	0	0
1985-86	Mike Gartner	Right Wing	1	0	0	0	2
	Rod Langway (2)	Defense	1	0	0	0	0
1984-85	Bob Carpenter (1)	Center	1	0	0	0	0
	Mike Gartner	Right Wing	1	1	0	1	0
	Rod Langway (1)	Defense	1	0	1	1	0
	Scott Stevens (1)	Defense	1	0	0	0	0
1983-84	Rod Langway (1)	Defense		1	0	0	0
1982-83	Rod Langway (1)	Defense	1	0	0	0	0
1981-82	Dennis Maruk	Center	1	0	1	1	0
1980-81	Mike Gartner (1)	Right Wing	1	0	0	0	0
1979-80	Robert Picard	Defense	1	0	0	0	0
1978-79	Robert Picard (3)	Defense		Did Not Play			
1977-78	Bob Sirois	Right Wing	1	0	0	0	0
1976-77	Guy Charron	Center	1	0	0	0	0
1975-76	Bill Clement	Center	1	0	0	0	0
1974-75	Denis Dupere	Left Wing	1	0	1	1	0



Alex Ovechkin scored a goal at the 2007 All-Star Game in Dallas



Ovechkin earned a goal and two assists at the 2009 All-Star Game in Montreal



Ovechkin and teammate Mike Green represented the Capitals at the 2011 All-Star Game in Raleigh

CAPITALS GOALTENDERS SELECTED TO THE NHL ALL-STAR GAME

Year	Player	MIN	GA	Saves
1999-00	Olie Kolzig	20	0	8
1997-98	Olie Kolzig	20	3	14
1991-92	Don Beaupre	20	6	6
1983-84	Al Jensen (1)	Injured-DNP		

1—Selected to the starting lineup by Professional Hockey Writers Association; 2—Selected to the starting lineup by fan ballot;

3—Selected to NHL Team for Challenge '79 vs. USSR; 4—Played in Rendez-Vous '87 vs. USSR

* No All-Star Game was played in 1994-95, 2004-05, 2005-06 or 2009-10

CAPITALS SELECTED TO THE NHL YOUNGSTARS GAME

Year	Player	Pos.
2008-09	Nicklas Backstrom*	C
2007-08	Nicklas Backstrom	C
2006-07	Mike Green	D
2002-03	Brian Sutherby	C

* Selected but did not participate

Record Book

TEAM RECORDS – SEASON

MOST POINTS

121	2009-10 (54-15-13)
108	2008-09 (50-24-8)
107	2010-11 (48-23-11)
	1985-86 (50-23-7)
At Home	
66	2009-10 (30-5-6)
62	1999-00 (26-5-8-2)
	1985-86 (30-8-2)
On Road	
55	2009-10 (24-10-7)
49	2010-11 (23-15-3)
47	2008-09 (21-15-5)

FEWEST POINTS

21	1974-75 (8-67-5)
32	1975-76 (11-59-10)
48	1977-78 (17-49-14)
At Home	
19	1974-75 (7-28-5)
20	1975-76 (6-26-8)
27	1977-78 (10-23-7)
On Road	
2	1974-75 (1-39-0)
12	1975-76 (5-33-2)
19	*1994-95 (7-12-5)

MOST WINS

54	2009-10 (54-15-13)
50	2008-09 (50-24-8)
	1985-86 (50-23-7)
At Home	
30	2009-10 (30-5-6)
	1985-86 (30-8-2)
29	2008-09 (29-9-3)
On Road	
24	2009-10 (24-10-7)
23	2010-11 (23-15-3)
22	1983-84 (22-16-2)

FEWEST WINS

8	1974-75 (8-67-5)
11	1975-76 (11-59-10)
17	1977-78 (17-49-14)
At Home	
6	1975-76 (6-26-8)
7	1974-75 (7-28-5)
10	1977-78 (10-23-7)
On Road	
1	1974-75 (1-39-0)
5	1975-76 (5-33-2)
7	Four times; most recent *1994-95 (7-12-5)

FEWEST LOSSES

15	2009-10 (54-15-13)
18	*1994-95 (22-18-8)
	*2012-13 (27-18-3)
23	2010-11 (48-23-11)
	1985-86 (50-23-7)
At Home	
5	2009-10 (30-5-6)
	1999-00 (26-5-8-2)
6	*1994-95 (15-6-3)
On Road	
10	2009-10 (24-10-7)
	*2012-13 (12-10-2)
12	*1994-95 (7-12-5)
13	1982-83 (17-13-10)

MOST LOSSES

67	1974-75 (8-67-5)
59	1975-76 (11-59-10)
49	1977-78 (17-49-14)
At Home	
28	1974-75 (7-28-5)
26	1975-76 (6-26-8)
23	Twice; most recent 1998-99 (16-23-2)
On Road	
39	1974-75 (1-39-0)
33	1975-76 (5-33-2)
27	1976-77 (7-27-6)

MOST TIES

18	1980-81 (26-36-18)
16	1982-83 (39-25-16)
15	1978-79 (24-41-15)
At Home	
9	1993-94 (17-15-9)
8	Four times; most recent 1999-00 (26-5-8-2)
On Road	
11	1980-81 (10-19-11)
10	1982-83 (17-13-10)
9	1978-79 (9-22-9)
Since 1983-84 (OT established)	
12	1999-00 (44-26-12-2)
	1997-98 (40-30-12)

FEWEST TIES

5	1983-84 (48-27-5)
	1974-75 (8-67-5)
6	Twice; most recent 1998-99 (31-45-6)
At Home	
2	1998-99 (16-23-2)
	1985-86 (30-8-2)
	1984-85 (27-11-2)
On Road	
0	1974-75 (1-39-0)
1	1993-94 (21-19-1)
	1992-93 (21-19-1)

MOST OVERTIME GAMES

25	2010-11 (14-5-6)
24	2009-10 (11-7-6)
21	2005-06 (9-6-6)
At Home	
17	2010-11 (9-2-6)
13	2009-10 (7-3-3)
	1999-00 (3-2-8)
On Road	
11	2009-10 (4-4-3)
	2008-09 (6-5)
	2007-08 (6-5)
	1988-89 (2-2-7)
	1986-87 (3-1-7)

FEWEST OVERTIME GAMES

9	*1994-95 (0-1-8)
	1989-90 (2-1-6)
	1983-84 (1-3-5)
At Home	
3	1984-85 (1-0-2)
4	Three times; most recent *1994-95 (0-1-3)
On Road	
3	1992-93 (1-1-1)
	1983-84 (0-1-2)
4	1993-94 (2-1-1)

MOST GOALS SCORED

330	1991-92
325	1992-93
322	1984-85
At Home	
189	1981-82
179	1983-84
176	1985-86
On Road	
159	1991-92
158	1992-93
157	2009-10

FEWEST GOALS SCORED

136	*1994-95
146	*2012-13
181	1974-75
At Home	
75	*1994-95
76	*2012-13
97	2003-04
On Road	
61	*1994-95
70	*2012-13
83	1974-75

FEWEST GOALS ALLOWED

120	*1994-95
130	*2012-13
191	2010-11
At Home	
48	*1994-95
60	*2012-13
83	1999-00
On Road	
70	*2012-13
72	*1994-95
97	2010-11

MOST GOALS ALLOWED

446	1974-75
394	1975-76
338	Twice; most recent 1981-82
At Home	
191	1974-75
166	1975-76
162	1978-79
On Road	
256	1974-75
223	1975-76
186	1981-82

MOST SHUTOUTS

9	1995-96
8	2010-11
	1983-84
At Home	
7	1995-96
4	Four times; most recent 2010-11
On Road	
5	1998-99
	1983-84
4	Three; most recent 2010-11
FEWEST SHUTOUTS	
0	Four times; most recent 1991-92
At Home	
0	Six times; most recent 2005-06
On Road	
0	Ten times; most recent 2006-07

MOST TIMES SHUTOUT

12	1974-75
11	2010-11
	1998-99
At Home	
9	1974-75
5	1975-76
4	Five times; most recent 2010-11
On Road	
7	2010-11
	1998-99
5	Three times; most recent 1996-97

FEWEST TIMES SHUTOUT

0	Four times; most recent 1991-92
At Home	
0	11 times; most recent 2009-10
On Road	
0	Five times; most recent 1991-92

50-PLUS GOAL SCORERS

2	1984-85 (Carpenter, Gartner)
---	------------------------------

40-PLUS GOAL SCORERS

3	1988-89 (Ciccarelli, Courtnall, Ridley)
---	---

30-PLUS GOAL SCORERS

5	1981-82 (Maruk, Walter, Gartner, Carpenter, Valentine)
---	--

20-PLUS GOAL SCORERS

9	1992-93 (Bondra, Hatcher, Khristich, Ridley, Iafraite, Elynuik, Cote, Pivonka, Hunter)
---	--

LONGEST UNBEATEN STREAK

14	1/13/10 to 2/7/10 (14-0-0)
	1/17/84 to 2/18/84 (13-0-1)
	11/24/82 to 12/23/82 (9-0-5)
At Home	
13	1/5/10 to 3/6/10 (13-0-0)
	12/27/99 to 2/23/00 (11-0-2)
	11/25/92 to 1/31/93 (9-0-4)
On Road	
10	11/24/82 to 1/8/83 (6-0-4)
9	2/7/01 to 3/7/01 (8-0-1)
	11/21/84 to 12/20/84 (6-0-3)

LONGEST WINNING STREAK

14	1/13/10 to 2/7/10 (14-0-0)
10	1/27/84 to 2/18/84
9	2/26/11 to 3/16/11 (9-0-0)
At Home	
13	1/5/10 to 3/6/10 (13-0-0)
10	1/4/00 to 2/23/00
9	12/4/08 to 1/6/09
On Road	
6	2/20/11 to 3/16/11 (6-0-0)
	2/26/84 to 4/1/84
5	Five times; most recent 1/13/10 to 2/4/10

LONGEST WINLESS STREAK

25	11/29/75 to 1/21/76 (0-22-3)
20	10/28/77 to 12/6/77 (0-15-5)
17	Twice; most recent 2/18/75 to 3/26/75 (0-17-0)
At Home	
14	12/3/75 to 1/21/76 (0-11-3)
11	10/19/77 to 12/6/77 (0-9-2)
	2/18/75 to 3/30/75 (0-11-0)
On Road	
37	10/9/74 to 3/26/75 (0-37-0)
16	11/1/75 to 1/27/76 (0-16-0)
12	2/2/77 to 3/13/77 (0-8-4)

* The 2012-13 season and 1994-95 season were shortened to 48 games.

Record Book

LONGEST LOSING STREAK

17	2/18/75 to 3/26/75
13	10/11/81 to 11/11/81
12	12/29/75 to 1/21/76
At Home	
11	2/18/75 to 3/30/75
7	2/10/07 to 3/12/07 (0-4-3) 10/14/81 to 11/11/81 12/29/75 to 1/21/76
On Road	
37	10/9/74 to 3/26/75
16	11/1/75 to 1/27/76
9	3/6/07 to 3/31/07 (0-8-1)

LONGEST SHUTOUT STREAK

203:52	1/27/84 to 2/3/84
200:04	3/26/96 to 3/31/96
184:04	3/18/95 to 3/25/95

MOST CONSECUTIVE GAMES POSTING A SHUTOUT

2	Eight times; most recent 3/18/98 to 3/20/98
---	---

LONGEST SCORELESS STREAK

181:15	10/25/89 - 10/31/89
--------	---------------------

MOST CONSECUTIVE GAMES BEING SHUT OUT

2	Eight times; most recent 3/6/07 to 3/9/07
---	---

MOST CONSECUTIVE GAMES WITHOUT BEING SHUTOUT

244	10/31/89 to 11/11/92
-----	----------------------

At Home

194	11/14/78 to 10/8/83
-----	---------------------

On Road

96	3/15/86 to 12/7/88
----	--------------------

BEST POWER PLAY PERCENTAGE

26.83	*2012-13 (44-164)
25.23	2009-10 (79-313)
25.22	2008-09 (85-337)

WORST POWER PLAY PERCENTAGE

12.2	1977-78 (34-278)
12.9	1974-75 (48-372)
13.3	1976-77 (39-293)

BEST PENALTY KILLING PERCENTAGE

89.2	1997-98 (39-361)
86.7	1983-84 (39-293)
86.2	1999-00 (47-341)

WORST PENALTY KILLING PERCENTAGE

71.3	1974-75 (94-328)
71.9	1977-78 (73-260)
73.8	1979-80 (65-248)

MOST POWER-PLAY GOALS

97	1992-93 (445 PP, 21.8)
96	1988-89 (443 PP, 21.7)
94	1987-88 (469 PP, 20.0)

FEWEST POWER-PLAY GOALS

34	1977-78 (278 PP, 12.2)
39	1976-77 (293 PP, 13.3)
43	1999-00 (287 PP, 15.0)

MOST POWER-PLAY CHANCES

490	2005-06 (72 PPG, 14.7)
469	1987-88 (94 PPG, 20.0)
445	1992-93 (97 PPG, 21.8)

FEWEST POWER-PLAY CHANCES

164	*2012-13 (44 PPG, 26.8)
226	*1994-95 (45 PPG, 19.9)
263	2010-11 (46 PPG, 17.5)

FEWEST POWER-PLAY GOALS ALLOWED

34	*1994-95 (220 PPA, 84.5)
36	*2012-13 (163 PPA, 77.9)
39	1997-98 (361 PPA, 89.2)
	1983-84 (293 PPA, 86.7)

MOST POWER-PLAY GOALS ALLOWED

116	2005-06 (550 PPA, 78.9)
94	1974-75 (328 PPA, 71.3)
83	1980-81 (318 PPA, 73.9)

MOST TIMES SHORTHANDED

550	2005-06 (116 PPGA, 78.9)
433	1992-93 (74 PPGA, 82.9)
414	2006-07 (82 PPGA, 80.2)

FEWEST TIMES SHORTHANDED

163	*2012-13 (36 PPGA, 77.9)
220	*1994-95 (34 PPGA, 84.5)
248	1979-80 (65 PPGA, 73.8)

MOST SHORTHANDED GOALS

15	2005-06
14	1997-98
	1991-92

FEWEST SHORTHANDED GOALS

2	1977-78, 2001-02
	1975-76
3	1982-83
	*2012-13

FEWEST SHORTHANDED GOALS ALLOWED

2	1994-95
3	1999-00
	1975-76

MOST SHORTHANDED GOALS ALLOWED

18	2005-06
	1983-84
	1974-75
15	Six times; most recent 1991-92

MOST PENALTY MINUTES

2,204	1989-90
2,007	1993-94
1,922	1981-82

FEWEST PENALTY MINUTES

516	*2012-13
926	2010-11
940	2009-10

TEAM RECORDS - GAME

MOST GOALS

12	2/6/90 in a 12-2 win vs. QUE
At Home	
12	2/6/90 in a 12-2 win vs. QUE
On Road	
10	Three times; most recent 2/13/93 in a 10-3 win @ LA

MOST GOALS, BOTH TEAMS

18	2/22/81 in an 11-7 loss vs. QUE
At Home	
18	2/22/81 in an 11-7 loss vs. QUE
On Road	
16	Twice; most recent 2/11/93 in a 10-6 win @ STL

MOST GOALS ALLOWED

14	12/21/75 in a 14-2 loss @ BUF
12	3/15/75 in a 12-1 loss @ PIT
	12/14/74 in a 12-1 loss @ BOS
At Home	
11	Four times; most recent 11/13/02 in an 11-5 loss vs. OTT
On Road	
14	12/21/75 in a 14-2 loss @ BUF

MOST ASSISTS

20	3/3/08 in a 10-2 win vs. BOS
	2/6/90 in a 12-2 win vs. QUE
At Home	
20	3/3/08 in a 10-2 win vs. BOS
	2/6/90 in a 12-2 win vs. QUE
On Road	
17	2/13/93 in a 10-3 win @ LA

MOST POINTS

32	2/6/90 in a 12-2 win vs. QUE
At Home	
32	2/6/90 in a 12-2 win vs. QUE
On Road	
27	2/13/93 in a 10-3 win @ LA

MOST UNANSWERED GOALS

9	Four times; most recent 2/3/99 in a 10-1 win vs. TB
At Home	
9	Four times; most recent 2/3/99 in a 10-1 win vs. TB
On Road	
8	Twice; most recent 10/29/91 in an 8-0 win @ PIT

MOST UNANSWERED GOALS ALLOWED

11	4/2/77 in an 11-0 loss @ MTL
10	1/4/75 in a 10-0 loss @ MTL

BIGGEST WINNING MARGIN

10	2/6/90 in a 12-2 win vs. QUE
9	Four times; most recent 2/3/99 in a 10-1 win vs. TB
At Home	
10	2/6/90 in a 12-2 win vs. QUE
9	Four times; most recent 2/3/99 in a 10-1 win vs. TB
On Road	
8	10/29/91 in an 8-0 win @ PIT
	1/2/89 in an 8-0 win @ PIT
	1/28/84 in an 8-0 win @ TOR

BIGGEST WINNING MARGIN, SHUTOUT

9	3/12/96 in a 9-0 win vs. VAN
At Home	
9	3/12/96 in a 9-0 win vs. VAN
On Road	
8	10/29/91 in an 8-0 win @ PIT
	1/2/89 in an 8-0 win @ PIT
	1/28/84 in an 8-0 win @ TOR

BIGGEST LOSING MARGIN

12	12/21/75 in 14-2 loss @ BUF
11	Three times; most recent 4/22/77 in an 11-0 loss @ MTL
At Home	
10	11/10/79 in an 11-1 loss vs. MTL
On Road	
12	12/21/74 in 14-2 loss @ BUF
11	Three times; most recent 4/22/77 in an 11-0 loss @ MTL

BIGGEST LOSING MARGIN, SHUTOUT

11	4/22/77 in an 11-0 loss @ MTL
At Home	
8	3/4/75 in an 8-0 loss vs. BOS
On Road	
11	4/22/77 in an 11-0 loss @ MTL
10	1/4/75 in a 10-0 loss @ MTL

HIGHEST TIE SCORE

7-7	10/25/85 @ WPG
	11/26/80 @ DET

SCORELESS TIE

0-0	4/5/02 vs. OTT
	10/30/98 @ CGY
	12/10/88 @ MTL

MOST POWER-PLAY GOALS

7	3/13/87 in a 10-2 win vs. TOR
---	-------------------------------

MOST POWER-PLAY GOALS, BOTH TEAMS

8	Three times; most recent 3/13/87 (10-2 win vs. TOR)
---	---

MOST POWER-PLAY GOALS ALLOWED

5	Twice; most recent 1/4/75 in a 10-0 loss @ MTL
---	--

MOST SHORTHANDED GOALS

3	Three times; most recent 1/10/92 in a 7-4 win vs. LA
---	--

MOST SHORTHANDED GOALS, BOTH TEAMS

4	12/15/83 in a 3-1 loss @ PHI
---	------------------------------

MOST SHORTHANDED GOALS ALLOWED

3	Four times; most recent 4/7/06 in a 4-3 loss vs. CAR
---	--

MOST PENALTY MINUTES

177	12/21/80 in a 6-0 win @ PHI
At Home	
147	2/10/91 in a 5-2 win vs. PHI
On Road	
177	12/21/80 in a 6-0 win @ PHI

MOST PENALTY MINUTES, BOTH TEAMS

344	12/21/80 in a 6-0 win @ PHI
At Home	
294	2/10/91 in a 5-2 win vs. PHI
On Road	
344	12/21/80 in a 6-0 win @ PHI

MOST PENALTY MINUTES, OPPONENT

167	12/21/80 in a 6-0 win @ PHI
At Home	
147	2/10/91 in a 5-2 win vs. PHI
On Road	
167	12/21/80 in a 6-0 win @ PHI

FEWEST PENALTY MINUTES, BOTH TEAMS

2	Twice; most recent 2/17/78 in a 2-0 loss vs. MTL
At Home	
2	Twice; most recent 2/17/78 in a 2-0 loss vs. MTL
On Road	
4	2/15/75 in a 7-1 loss @ STL

MOST SHOTS

55	12/18/05 (3-2 loss vs. FLA)
53	12/11/81 (11-2 win vs. TOR)
52	Twice; most recent 3/8/10 (4-3 SO loss vs. DAL)
At Home	
55	12/18/05 (3-2 loss vs. FLA)
53	12/11/81 (11-2 win vs. TOR)
52	3/8/10 (4-3 SO loss vs. DAL)
On Road	
52	12/8/96 (2-2 tie @ BUF)

MOST SHOTS, BOTH TEAMS

97	4/15/06 (2-1 SO win @ FLA)
90	Three times; most recent 1/13/93 (2-1 loss @ NYR)
At Home	
89	12/18/05 (3-2 loss vs. FLA)
84	3/25/88 (5-3 win vs. PHI)
On Road	
97	4/15/06 (2-1 SO win @ FLA)
90	Three times; most recent 1/13/93 (2-1 loss @ NYR)

* The 2012-13 season and 1994-95 season were shortened to 48 games.

Record Book

MOST SHOTS ALLOWED

65	3/15/75 in a 12-1 loss @ PIT
At Home	
54	12/19/75 in a 7-5 loss vs. PHI
On Road	
65	3/15/75 in a 12-1 loss @ PIT

FEWEST SHOTS

7	2/12/78 in a 4-1 loss @ PHI
At Home	
13	3/9/75 in a 4-2 loss vs. TOR
On Road	
7	2/12/78 in a 4-1 loss @ PHI

FEWEST SHOTS, BOTH TEAMS

29	12/11/90 in a 4-1 win vs. PHI
At Home	
29	12/11/90 in a 4-1 win vs. PHI
On Road	
30	11/27/98 in a 4-0 loss @ DAL

FEWEST SHOTS ALLOWED

10	10/13/08 in a 5-1 win vs. VAN
11	11/3/95 in a 3-2 loss vs. FLA
At Home	
10	10/13/08 in a 5-1 win vs. VAN
11	11/3/95 in a 3-2 loss vs. FLA
On Road	
12	1/17/96 in a 3-2 win @ CHI

BIGGEST COMEBACK WIN

At Home	
4	12/15/79 in a 5-4 win vs. NYR
On Road	
4	12/23/08 in a 5-4 ot win at NYR
	10/23/91 in a 6-5 win at EDM
	2/2/86 in a 5-4 win at HFD

TEAM RECORDS – PERIOD

MOST GOALS

8	2/3/99 in a 10-1 win vs. TB
At Home	
8	2/3/99 in a 10-1 win vs. TB
On Road	
7	2/13/93 in a 10-3 win at LA

MOST GOALS, BOTH TEAMS

9	Five times; most recent 2/3/98 in a 10-1 win vs. TB
At Home	
9	Three times; most recent 2/3/98 in a 10-1 win vs. TB
On Road	
9	1/8/90 in an 8-6 loss at TOR
	11/26/80 in a 7-7 tie @ DET

MOST GOALS ALLOWED

8	12/21/75 in a 14-2 loss at Buffalo
At Home	
6	Three times; most recent 12/23/81 in a 7-4 loss vs. BOS
On Road	
8	12/21/75 in a 14-2 loss at Buffalo

MOST POINTS

22	2/3/99 in a 10-1 win vs. TB
At Home	
22	2/3/99 in a 10-1 win vs. TB
On Road	
20	2/13/93 in a 10-3 win at LA

MOST PENALTY MINUTES

143	11/21/98 in a 5-4 loss at BOS
At Home	
111	3/27/82 in a 4-4 tie vs. PHI
On Road	
143	11/21/98 in a 5-4 loss at BOS

MOST PENALTY MINUTES, BOTH TEAMS

264	11/21/98 in a 5-4 loss at BOS
At Home	
222	3/27/82 in a 4-4 tie vs. PHI
On Road	
264	11/21/98 in a 5-4 loss at BOS

MOST SHOTS

26	12/18/10 in a 3-2 loss at BOS
25	12/20/08 in a 7-1 loss at PHI
	2/3/98 in a 10-1 win vs. TB
At Home	
25	2/3/98 in a 10-1 win vs. TB
On Road	
26	12/18/10 in a 3-2 loss at BOS
25	12/20/08 in a 7-1 loss at PHI
24	4/15/06 in a 2-1 SO win at FLA

FEWEST SHOTS

1	15 times; most recent 11/19/05 in a 5-1 win at MTL
At Home	
1	Seven times; most recent 3/20/03 in 2-2 tie vs. ATL
On Road	
1	Eight times; most recent 11/19/05 in a 5-1 win at MTL

MOST SHOTS, BOTH TEAMS

38	12/11/81 in an 11-2 win vs. TOR
At Home	
38	12/11/81 in an 11-2 win vs. TOR
On Road	
35	Three times; most recent 4/15/06 in a 2-1 SO win at FLA

FEWEST SHOTS, BOTH TEAMS

4	12/11/90 in a 3-1 loss vs. PHI
At Home	
4	12/11/90 in a 3-1 loss vs. PHI
On Road	
7	Six times; most recent 2/9/99 in a 2-1 win at NYI

MOST SHOTS ALLOWED

28	10/20/05 in a 3-2 loss at FLA
27	1/13/07 in a 7-3 loss at FLA
	3/15/75 in a 12-1 loss at PIT
At Home	
23	12/8/95 in a 2-2 tie vs. BUF
On Road	
28	10/20/05 in a 3-2 loss at FLA
27	1/13/07 in a 7-3 loss at FLA
	3/15/75 in a 12-1 loss at PIT

FEWEST SHOTS ALLOWED

0	3/17/09 in a 3-0 win at FLA
	2/15/03 in a 2-1 win at FLA
	2/24/94 in a 2-1 win at FLA
	12/26/75 in a 1-1 tie vs. MIN
At Home	
0	12/26/75 in a 1-1 tie vs. MIN
On Road	
0	3/17/09 in a 3-0 win at FLA
	2/15/03 in a 2-1 win at FLA
	2/24/94 in a 2-1 win at FLA

TEAM RECORDS – FASTEST GOALS

FASTEST GOAL, START OF A GAME

0:08	Alexander Semin, 11/11/09 in a 5-4 shootout win vs. NYI
	Gaetan Duchesne, 3/14/87 in a 3-3 tie at STL

FASTEST GOAL AGAINST, START OF A GAME

0:08	Greg Paslawski, 10/29/85 in a 6-3 win vs. STL
------	---

FASTEST GOAL, START OF A PERIOD

0:05	Bengt Gustafsson, 1/18/83 in a 4-1 win vs. PHI
------	--

FASTEST GOAL AGAINST, START OF A PERIOD

0:07	Garry Unger, 12/8/74 in a 3-1 Loss vs. STL
------	--

FASTEST GOAL, START OF OVERTIME

0:06	Alex Ovechkin, 12/15/06 in a 3-2 win at ATL
------	---

FASTEST TWO GOALS, BOTH TEAMS

0:06	Valeri Kamensky (NYR) and Peter Bondra (WSH), 11/9/00 in a 5-3 Loss vs. NYR
0:07	Twice; most recent Chris Valentine (WSH) and Glenn Anderson (EDM), 11/2/83 in an 11-3 loss at EDM

FASTEST TWO GOALS, CAPITALS PLAYER

0:10	Stephen Leach, 11/23/90 in a 7-3 win vs. PIT
------	--

FASTEST TWO GOALS, CAPITALS TEAM

0:06	Mike Ridley and Kelly Miller, 11/14/87 in a 4-1 win vs. MIN
	Gaetan Duchesne and Mark Taylor, 10/27/85 in a 4-2 win @ CHI

FASTEST TWO GOALS, OPPOSING TEAM

0:08	Don Luce and Gary McAdam, 3/20/77 in a 6-2 loss vs. BUF
------	---

FASTEST THREE GOALS, BOTH TEAMS

0:27	Don Jackson (EDM), Chris Valentine (WSH) and Glenn Anderson (EDM), 11/2/83 in an 11-3 loss at EDM
------	---

FASTEST THREE GOALS, CAPITALS PLAYER

2:06	Peter Bondra, 2/5/94 in a 6-3 win vs. TB
------	--

FASTEST THREE GOALS, CAPITALS TEAM

0:21	Michal Pivonka and Stephen Leach (2), 11/23/90 in a 7-3 win vs. PIT
------	---

FASTEST THREE GOALS, OPPOSING TEAM

0:29	Larry Murphy and Kevin Stevens (2), 1/26/93 in a 6-3 loss at PIT
------	--

FASTEST FOUR GOALS, BOTH TEAMS

1:26	Andre Boudrias (VAN), Mike Marson (WSH), Tracy Pratt (VAN) and Gerry O'Flaherty (VAN), 12/17/74 in a 4-2 loss at VAN
------	--

FASTEST FOUR GOALS, CAPITALS PLAYER

4:12	Peter Bondra, 2/5/94 in a 6-3 win vs. TB
------	--

FASTEST FOUR GOALS, CAPITALS TEAM

1:56	Garry Galley, David Jensen (2), Ed Kastelic, 3/13/87 in a 10-2 win vs. TOR
------	--

FASTEST FOUR GOALS, OPPOSING TEAM

1:36	Yvon Lambert, Steve Shutt, Guy Lapointe and Bob Gainey, 4/2/77 in an 11-0 loss at MTL
------	---

FASTEST FIVE GOALS, BOTH TEAMS

3:03	Mike Gartner, Garry Galley, David Jensen (2) and Ed Kastelic, 3/13/87 in a 10-2 win vs. TOR
------	---

FASTEST FIVE GOALS, CAPITALS PLAYER

24:46	Peter Bondra, 2/5/94 in a 6-3 win vs. TB
-------	--

FASTEST FIVE GOALS, CAPITALS TEAM

3:03	Mike Gartner, Garry Galley, David Jensen (2) and Ed Kastelic, 3/13/87 in a 10-2 win vs. TOR
------	---

FASTEST FIVE GOALS, OPPOSING TEAM

4:57	Rick Martin (2), Gil Perreault, Danny Gare and Don Luce, 12/21/75 in a 14-2 loss at BUF
------	---

INDIVIDUAL – CAREER

MOST SEASONS

16	Olie Kolzig
14	Peter Bondra
	Calle Johansson

MOST GAMES PLAYED

983	Calle Johansson
961	Peter Bondra
940	Kelly Miller

By Defenseman

983	Calle Johansson
726	Rod Langway
685	Kevin Hatcher

MOST POINTS

825	Peter Bondra
789	Mike Gartner
735	Alex Ovechkin

By Defenseman

474	Calle Johansson
429	Scott Stevens
426	Kevin Hatcher

MOST GOALS

472	Peter Bondra
397	Mike Gartner
371	Alex Ovechkin

By Defenseman

149	Kevin Hatcher
144	Sergei Gonchar
110	Calle Johansson

MOST ASSISTS

418	Michal Pivonka
392	Mike Gartner
375	Dale Hunter

By Defenseman

361	Calle Johansson
331	Scott Stevens
277	Kevin Hatcher

MOST POWER-PLAY GOALS

137	Peter Bondra
127	Alex Ovechkin
98	Mike Gartner

By Defenseman

53	Sergei Gonchar
51	Calle Johansson
50	Kevin Hatcher

MOST SHORTHANDED GOALS

32	Peter Bondra
17	Mike Ridley
	Bengt Gustafsson

By Defenseman

5	Sylvain Cote
	Kevin Hatcher
4	Calle Johansson

Record Book

MOST GAME-WINNING GOALS

73	Peter Bondra
59	Alex Ovechkin
54	Mike Gartner

By Defenseman

24	Kevin Hatcher
17	Sergei Gonchar
16	Mike Green
	Calle Johansson

MOST OVERTIME GOALS

12	Alex Ovechkin
7	Mike Green
5	Peter Bondra
	Kelly Miller

By Defenseman

7	Mike Green
----------	-------------------

MOST HAT TRICKS

19	Peter Bondra
13	Mike Gartner
12	Alex Ovechkin

By Defenseman

1	Sergei Gonchar
	Kevin Hatcher

BEST PLUS-MINUS RATING

+117	Rod Langway
+94	Nicklas Backstrom
+86	Joseph Reekie

MOST PENALTY MINUTES

2003	Dale Hunter
1630	Scott Stevens
1220	Craig Berube

By Defenseman

1630	Scott Stevens
999	Kevin Hatcher
756	Yvon Labre

GOALTENDER – CAREER

MOST SEASONS

16	Olie Kolzig
6	Don Beaupre
	Al Jensen

MOST GAMES PLAYED

711	Olie Kolzig
269	Don Beaupre
173	Al Jensen

MOST MINUTES

41,259	Olie Kolzig
15,186	Don Beaupre
9,614	Al Jensen

MOST WINS

301	Olie Kolzig
128	Don Beaupre
94	Al Jensen

MOST LOSSES

293	Olie Kolzig
96	Don Beaupre
94	Ron Low

MOST TIES

63	Olie Kolzig
27	Don Beaupre
21	Bernie Wolfe

HIGHEST WINNING PERCENTAGE

.694	Jose Theodore (62-24-12)
.684	Braden Holtby (37-16-4)
.655	Semyon Varlamov (30-13-12)

MOST SHUTOUTS

35	Olie Kolzig
14	Jim Carey
12	Don Beaupre

LOWEST GAA

2.37	Jim Carey
2.39	Braden Holtby
2.51	Rick Tabaracci
	Semyon Varlamov

MOST GOALS AGAINST

1,860	Olie Kolzig
773	Don Beaupre
631	Ron Low

HIGHEST SAVE PERCENTAGE

.923	Braden Holtby
.917	Semyon Varlamov
.910	Michal Neuvirth

MOST SHOTS FACED

19,873	Olie Kolzig
6,813	Don Beaupre
5,261	Ron Low

MOST SAVES MADE

18,013	Olie Kolzig
6,040	Don Beaupre
4,630	Ron Low

MOST ASSISTS

17	Olie Kolzig
9	Mike Palmateer
6	Pete Peeters

MOST PENALTY MINUTES

114	Don Beaupre
107	Olie Kolzig
44	Ron Low

INDIVIDUAL – SEASON

MOST POINTS

136	Dennis Maruk (1981-82)
112	Alex Ovechkin (2007-08)
110	Alex Ovechkin (2008-09)

By Defenseman

81	Larry Murphy (1986-87)
----	------------------------

By Rookie

106	Alex Ovechkin (2005-06)
69	Nicklas Backstrom (2007-08)

MOST GOALS

65	Alex Ovechkin (2007-08)
60	Dennis Maruk (1981-82)
56	Alex Ovechkin (2008-09)

By Defenseman

34	Kevin Hatcher (1992-93)
----	-------------------------

By Rookie

52	Alex Ovechkin (2005-06)
-----------	--------------------------------

At Home

34	Alex Ovechkin (2008-09)
32	Alex Ovechkin (2007-08)

On Road

33	Alex Ovechkin (2007-08)
-----------	--------------------------------

MOST ASSISTS

76	Dennis Maruk (1981-82)
69	Adam Oates (2000-01)
68	Nicklas Backstrom (2009-10)

By Defenseman

61	Scott Stevens (1988-89)
----	-------------------------

By Rookie

55	Nicklas Backstrom (2007-08)
-----------	------------------------------------

MOST POWER-PLAY GOALS

22	Alex Ovechkin (2007-08)
	Peter Bondra (2000-01)

21	Alex Ovechkin (2005-06)
-----------	--------------------------------

By Defenseman

18	Mike Green (2008-09)
16	Scott Stevens (1984-85)

By Rookie

21	Alex Ovechkin (2005-06)
-----------	--------------------------------

MOST SHORT-HANDED GOALS

6	Mike Gartner (1986-87)
	Peter Bondra (1994-95)
5	Five times; most recent Matt Pettinger (2005-06)

By Defenseman

2	Six times; most recent Sylvain Cote (1993-94)
---	---

By Rookie

4	Jeff Halpern (1999-00)
---	------------------------

MOST GAME-WINNING GOALS

13	Peter Bondra (1997-98)
11	Alex Ovechkin (2010-11)
	Alex Ovechkin (2007-08)
	Mike Gartner (1984-85)

By Defenseman

6	Kevin Hatcher (1992-93)
---	-------------------------

By Rookie

5	Alex Ovechkin (2005-06)
	Chris Valentine (1981-82)

MOST OVERTIME GOALS

3	Alex Ovechkin (2011-12)
	Alex Ovechkin (2010-11)
	Mike Green (2007-08)

HIGHEST SHOOTING PERCENTAGE

28.9	Bill Riley (1976-77)
26.3	Craig Laughlin (1985-86)
25.6	Wes Jarvis (1979-80)

MOST PENALTY MINUTES

339	Alan May (1989-90)
305	Craig Berube (1993-94)
291	Neil Sheehy (1989-90)

By Defenseman

291	Neil Sheehy (1989-90)
-----	-----------------------

By Rookie

207	Gord Lane (1976-77)
-----	---------------------

BEST PLUS-MINUS RATING

+48	Jeff Schultz (2009-10)
+46	Alex Ovechkin (2009-10)
+38	Nicklas Backstrom (2009-10)

MOST SHOTS ON GOAL

528	Alex Ovechkin (2008-09)
446	Alex Ovechkin (2007-08)
425	Alex Ovechkin (2005-06)

MOST HAT TRICKS

4	Four times; most recent Alexander Semin (2010-11)
---	---

By Defenseman

1	Sergei Gonchar (1999-00)
	Kevin Hatcher (1992-93)

By Rookie

2	Tony White (1975-76)
1	Six times; most recent Alex Ovechkin (2005-06)

MOST CONSECUTIVE GAMES WITH A POINT

17	Mike Gartner, 10/13/84 to 11/21/84, 12-16-28
	Mike Gartner, 2/26/81 to 4/4/81, 17-9-26

By Defenseman

10	Al Iafate, 11/25/92 to 12/12/92, 7-13-20
	Robert Picard, 12/17/78 to 1/9/79, 7-13-20

By Rookie

11	Alex Ovechkin, 3/18/06 to 4/7/06, 5-12-17
-----------	--

MOST CONSECUTIVE GAMES WITH A POINT TO BEGIN A CAREER

8	Alex Ovechkin, 10/5/05 to 10/20/05, 6-4-10
----------	---

MOST CONSECUTIVE GAMES WITH A GOAL

9	Mike Gartner, 1/17/87 to 2/1/87, 12 goals
	Alan Haworth, 10/25/85 to 11/12/85, 11 goals

By Defenseman

8	Mike Green, 1/27/09 to 2/14/09, 10 goals
----------	---

By Rookie

7	Alex Ovechkin, 2/10/06 to 3/8/06, 8 goals
----------	--

MOST CONSECUTIVE GAMES WITH AN ASSIST

9	Dave Christian, 2/6/87 to 3/1/87, 11 assists
	Bengt Gustafsson, 11/6/85 to 11/27/85, 11 assists

MOST CONSECUTIVE GAMES PLAYED

422	Bob Carpenter, 10/7/81 to 11/22/86
-----	------------------------------------

GOALTENDER – SEASON

MOST GAMES PLAYED

73	Olie Kolzig (1999-00)
72	Olie Kolzig (2000-01)
71	Jim Carey (1995-96)

MOST MINUTES

4,371	Olie Kolzig (1999-00)
4,278	Olie Kolzig (2000-01)
4,069	Jim Carey (1995-96)

MOST WINS

41	Olie Kolzig (1999-00)
37	Olie Kolzig (2000-01)
35	Jim Carey (1995-96)

MOST LOSSES

36	Ron Low (1974-75)
35	Olie Kolzig (2003-04)
31	Olie Kolzig (1998-99)
	Ron Low (1975-76)

MOST TIES

11	Olie Kolzig (1999-00)
10	Olie Kolzig (1997-98)
	Wayne Stephenson (1979-80)

HIGHEST WINNING PERCENTAGE

.761	Jose Theodore (2009-10)
.738	Al Jensen (1985-86)
.722	Jim Carey (1994-95)

Record Book

MOST SHUTOUTS

9	Jim Carey (1995-96)
5	Olie Kolzig (2000-01)
	Olie Kolzig (1999-00)
	Olie Kolzig (1997-98)
	Don Beaupre (1990-91)

LOWEST GAA

2.13	Jim Carey (1994-95)
2.20	Olie Kolzig (1997-98)
2.23	Semyon Varlamov (2010-11)

MOST GOALS AGAINST

235	Ron Low (1974-75)
208	Ron Low (1975-76)
206	Olie Kolzig (2005-06)
	Dave Parro (1981-82)

HIGHEST SAVE PERCENTAGE

.924	Semyon Varlamov (2010-11)
.920	Braden Holtby (2012-13)
	Olie Kolzig (1997-98)

MOST SHOTS FACED

1,997	Olie Kolzig (2001-02)
1,987	Olie Kolzig (2005-06)
1,957	Olie Kolzig (1999-00)

MOST SAVES MADE

1,805	Olie Kolzig (2001-02)
1,794	Olie Kolzig (1999-00)
1,781	Olie Kolzig (2005-06)

MOST ASSISTS

8	Mike Palmateer (1980-81)
4	Pete Peeters (1986-87)
3	Four times; most recent: Jose Theodore (2008-09)

MOST PENALTY MINUTES

30	Don Beaupre (1991-92)
24	Don Beaupre (1989-90)
22	Al Jensen (1983-84)

MOST CONSECUTIVE GAMES PLAYED

22	Wayne Stephenson, 2/23/80 to 4/5/80 (11-8-3)
----	--

LONGEST WINNING STREAK

10	Jose Theodore, 1/13/10 to 2/7/10
	Pat Riggan, 1/27/84 to 2/18/84

LONGEST UNBEATEN STREAK

13	Pat Riggan, 1/27/84 to 2/18/84 (12-0-1)
----	---

LONGEST SHUTOUT STREAK

203:52	Pat Riggan, 1/27/84 to 2/3/84
200:04	Jim Carey, 3/26/96 to 3/31/96
184:04	Jim Carey, 3/18/95 to 3/25/95

INDIVIDUAL – GAME

MOST POINTS

7	Jaromir Jagr, 1/11/03 in a 12-2 win vs. FLA
	Dino Ciccarelli, 3/18/89 in an 8-2 win at HFD

At Home

7	Jaromir Jagr, 1/11/03 in a 12-2 win vs. FLA
---	---

On Road

7	Dino Ciccarelli, 3/18/89 in an 8-2 win at HFD
---	---

By Defenseman

5	Scott Stevens, 12/6/87 in a 10-3 win vs. LA
	Greg Theberge, 11/21/81 in a 10-4 win vs. PHI

By Rookie

5	Greg Theberge, 11/21/81 in a 10-4 win vs. PHI
---	---

MOST GOALS

5	Peter Bondra, 2/5/94 in a 6-3 win vs. TB
	Bengt Gustafsson, 1/8/84 in a 7-1 win at PHI
4	19 times; most recent Alex Ovechkin, 1/31/08 in a 5-4 OT win vs. MTL

At Home

5	Peter Bondra, 2/5/94 in a 6-3 win vs. TB
---	--

On Road

5	Bengt Gustafsson, 1/8/84 in a 7-1 win at PHI
---	--

By Defenseman

3	Sergei Gonchar, 1/4/00 in a 6-1 win vs. MTL
	Kevin Hatcher, 1/13/93 in a 5-4 loss at NYR

By Rookie

4	Jaroslav Svejksky, 4/13/97 in an 8-3 win at BUF
	Chris Valentine, 2/27/82 in a 7-1 win vs. HFD
	Bob Carpenter, 2/25/82 in a 9-1 win vs. STL

MOST ASSISTS

6	Mike Ridley, 1/7/89 in a 6-3 win vs. CHI
---	--

By Defenseman

5	Scott Stevens, 12/6/87 in a 10-3 win vs. LA
---	---

By Rookie

4	Nicklas Backstrom, 1/21/08 in a 6-5 SO win at PIT
	Nicklas Backstrom, 1/19/08 in a 5-3 win vs. FLA
	Rolf Edberg, 3/10/79 in a 7-5 win vs. STL

MOST PENALTY MINUTES

34	Randy Holt, 3/27/82 in a 4-4 tie vs. PHI
----	--

MOST SAVES

52	Olie Kolzig, 3/3/00 in a 2-2 tie vs. DET
	Michel Belhumeur, 12/7/74 in an 8-2 loss at STL

INDIVIDUAL – PERIOD

MOST POINTS

5	Dennis Maruk, 3/5/82 in an 8-6 win vs. CGY
---	--

MOST GOALS

4	Peter Bondra, 2/5/94 in a 6-3 win vs. TB
---	--

MOST ASSISTS

4	Five times; most recent Adam Oates, 1/6/98 in a 5-3 win vs. TOR
---	---

MOST PENALTY MINUTES

34	Randy Holt, 3/27/82 in a 4-4 tie vs. PHI
----	--

PLAYOFF HISTORY



Playoff History

YEAR-BY-YEAR PLAYOFF RECORDS

Year	Series	W	L	GP	W	L	GF	GA	Result
2012-13	1	0	1	7	3	4	12	16	Reached ECQF
2011-12	2	1	1	14	7	7	29	30	Reached ECSF
2010-11	2	1	1	9	4	5	23	24	Reached ECSF
2009-10	1	0	1	7	3	4	22	20	Reached ECQF
2008-09	2	1	1	14	7	7	41	38	Reached ECSF
2007-08	1	0	1	7	3	4	20	23	Reached ECQF
2002-03	1	0	1	6	2	4	15	14	Reached ECQF
2000-01	1	0	1	6	2	4	10	14	Reached ECQF
1999-00	1	0	1	5	1	4	8	17	Reached ECQF
1997-98	4	3	1	21	12	9	53	42	Reached SCF
1995-96	1	0	1	6	2	4	17	22	Reached ECQF
1994-95	1	0	1	7	3	4	27	29	Reached ECQF
1993-94	2	1	1	11	5	6	32	32	Reached ECSF
1992-93	1	0	1	6	2	4	22	23	Reached DSF
1991-92	1	0	1	7	3	4	27	23	Reached DSF
1990-91	2	1	1	11	5	6	29	34	Reached DF
1989-90	3	2	1	15	8	7	48	48	Reached CF
1988-89	1	0	1	6	2	4	19	25	Reached DSF
1987-88	2	1	1	14	7	7	54	50	Reached DF
1986-87	1	0	1	7	3	4	19	19	Reached DSF
1985-86	2	1	1	9	5	4	36	25	Reached DF
1984-85	1	0	1	5	2	3	12	14	Reached DSF
1983-84	2	1	1	8	4	4	28	26	Reached DF
1982-83	1	0	1	4	1	3	11	19	Reached DSF
24-Year Totals	37	13	24	212	96	116	614	627	

ALL-TIME PLAYOFF RECORD VS. OPPONENTS – SERIES

Opponent	Series	W	L	Last Meeting	Round	Result
Boston	3	2	1	2011-12	ECQF	W 4-3
Buffalo	1	1	0	1997-98	ECF	W 4-2
Detroit	1	0	1	1997-98	SCF	L 0-4
Montreal	1	0	1	2009-10	ECQF	L 3-4
New Jersey	2	1	1	1989-90	ECQF	W 4-2
NY Islanders	6	1	5	1992-93	DSF	L 2-4
NY Rangers	8	4	4	2012-13	ECQF	L 3-4
Ottawa	1	1	0	1997-98	ECSF	W 4-1
Philadelphia	4	2	2	2007-08	ECQF	L 3-4
Pittsburgh	8	1	7	2008-09	ECSF	L 3-4
Tampa Bay	2	0	2	2010-11	ECSF	L 0-4

ALL-TIME PLAYOFF RECORD VS. OPPONENTS – GAMES

Opponent	TOTAL					HOME					AWAY				
	GP	W	L	GF	GA	GP	W	L	GF	GA	GP	W	L	GF	GA
Boston	17	8	9	37	43	8	2	6	17	25	9	6	3	20	18
Buffalo	6	4	2	13	11	3	1	2	4	6	3	3	0	9	5
Detroit	4	0	4	7	13	2	0	2	2	6	2	0	2	5	7
Montreal	7	3	4	22	20	4	1	3	10	14	3	2	1	12	8
New Jersey	13	7	6	44	43	7	3	4	15	17	6	4	2	31	26
NY Islanders	30	12	18	89	98	18	8	10	47	53	12	4	8	45	47
NY Rangers	48	25	23	132	121	26	16	8	65	48	24	9	15	69	74
Ottawa	5	4	1	18	7	3	3	0	13	3	2	1	1	5	4
Philadelphia	23	12	11	85	78	13	8	5	39	38	10	4	6	35	35
Pittsburgh	49	19	29	143	164	25	11	14	65	73	24	8	16	82	93
Tampa Bay	10	2	8	25	30	5	0	5	9	16	5	2	3	16	14
Totals	212	96	116	615	628	112	53	59	286	299	100	43	57	329	331

PLAYOFF RECORDS BY GAME

GAME 1:	22-15	Home: 15-7	Road: 7-8
GAME 2:	19-18	Home: 12-9	Road: 7-9
	When Leading, 1-0: 10-12		
	When Trailing, 0-1: 9-6		
GAME 3:	12-25	Home: 3-12	Road: 9-13
	When Leading, 2-0: 3-7		
	When Tied, 1-1: 8-13		
	When Trailing, 0-2: 1-5		
GAME 4:	18-17	Home: 9-7	Road: 9-10
	When Leading, 3-0: 0-0		
	When Leading, 2-1: 10-7		
	When Trailing, 1-2: 6-7		
	When Trailing, 0-3: 2-3		
GAME 5:	11-20	Home: 7-12	Road: 4-8
	When Leading, 3-1: 3-7		
	When Tied, 2-2: 4-9		
	When Trailing, 1-3: 4-4		
GAME 6:	11-12	Home: 4-4	Road: 7-8
	When Leading, 3-2: 5-6		
	When Trailing, 2-3: 6-6		
GAME 7:	3-9	Home: 2-7	Road: 1-2



All-Time Playoff Scoring

	Player	GP	G	A	PTS	PIM	PP	SH	GW										
1.	Dale Hunter	100	25	47	72	372	11	0	2										
2.	Alex Ovechkin	58	31	30	61	30	9	0	5										
3.	Mike Ridley	76	19	41	60	40	3	1	2										
4.	Peter Bondra	73	30	26	56	54	13	0	6										
5.	Michal Pivonka	95	19	36	55	86	5	1	1										
6.	Calle Johansson	95	12	42	54	42	4	0	1										
7.	Scott Stevens	67	9	44	53	180	4	0	2										
8.	Kevin Hatcher	83	16	32	48	224	4	2	1										
9.	Kelly Miller	100	17	30	47	59	1	4	2										
10.	Nicklas Backstrom	57	15	28	43	36	5	0	2										
	Mike Gartner	47	16	27	43	61	4	0	1										
12.	Joseph Juneau	44	13	28	41	22	3	1	5										
13.	Dave Christian	49	17	19	36	17	4	0	1										
14.	Dino Ciccarelli	32	21	14	35	54	8	0	3										
15.	Alexander Semin	51	15	19	34	46	5	0	4										
16.	Mike Green	57	9	24	33	61	6	0	2										
17.	Sergei Gonchar	51	13	18	31	48	5	1	3										
18.	Brooks Laich	51	9	21	30	26	2	0	1										
19.	Bengt-Ake Gustafsson	32	9	19	28	16	6	0	1										
20.	Dmitri Khristich	45	9	17	26	33	4	0	1										
	Larry Murphy	42	9	17	26	51	5	0	2										
22.	Robert Gould	50	12	12	24	50	1	2	1										
23.	Bobby Carpenter	32	10	13	23	53	3	0	1										
24.	John Druce	34	16	4	20	32	9	1	5										
	Sylvain Cote	40	6	14	20	30	1	0	0										
	Adam Oates	32	6	14	20	12	1	1	1										
	Geoff Courtneall	21	6	14	20	44	2	0	2										
28.	Alan Haworth	32	8	11	19	24	2	0	1										
29.	Rod Langway	78	2	16	18	55	1	0	1										
30.	Jason Chimera	37	8	9	17	14	0	0	4										
	Steve Konowalchuk	39	5	12	17	44	2	2	0										
32.	Albert lafrate	23	11	5	16	40	4	0	2										
	Gaetan Duchesne	33	10	6	16	39	0	1	1										
	Andrei Nikolishin	32	1	15	16	18	1	0	0										
35.	John Carlson	37	5	8	13	16	1	0	0										
	Brian Bellows	21	6	7	13	6	2	0	1										
	Gregory Adams	36	2	11	13	132	1	0	0										
	Sergei Fedorov	21	2	11	13	20	0	0	1										
39.	Tom Poti	27	2	10	12	17	1	0	0										
	Todd Krygier	35	8	4	12	36	0	1	2										
	Stephen Leach	44	6	6	12	28	1	0	1										
42.	Marcus Johansson	30	4	7	11	0	0	0	1										
	Matt Bradley	37	3	8	11	8	0	1	1										
	Mike Knuble	24	6	5	11	20	1	1	0										
45.	Richard Zednik	22	7	3	10	21	2	0	0										
	Craig Laughlin	27	6	4	10	18	1	0	4										
47.	Joel Ward	21	2	7	9	12	1	0	1										
	Keith Jones	26	4	5	9	75	1	0	0										
	Viktor Kozlov	21	4	5	9	8	0	0	1										
	Jeff Halpern	19	4	5	9	23	2	0	2										
51.	John Tucker	12	1	7	8	0	0	0	0										
52.	John Erskine	39	1	6	7	32	0	0	0										
	David Steckel	24	4	3	7	8	0	0	1										
	Robert Rouse	21	4	3	7	51	1	0	0										
	Joseph Reekie	48	3	4	7	57	0	1	1										
	Doug Jarvis	17	3	4	7	8	0	0	0										
	Jaromir Jagr	6	2	5	7	2	1	0	0										
58.	Eric Fehr	33	5	1	6	10	0	0	0										
	Troy Brouwer	21	3	3	6	18	1	0	1										
	Esa Tikkanen	21	3	3	6	20	1	0	0										
	Dave Tippett	17	2	4	6	8	0	0	0										
	Garry Galley	15	2	4	6	13	0	0	0										
	Michael Eagles	25	1	5	6	8	0	0	0										
	Yvon Corriveau	18	1	5	6	32	0	0	0										
	Jason Arnott	9	1	5	6	2	1	0	0										
66.	Karl Alzner	31	1	4	5	2	0	0	0										
	Tomas Fleischmann	22	3	2	5	10	1	0	1										
	Michael Nylander	9	3	2	5	10	1	0	1										
	Bryan Erickson	8	2	3	5	7	1	0	0										
	Pat Elynuik	6	2	3	5	19	0	0	0										
	Boyd Gordon	36	1	4	5	10	0	1	0										
72.	Mathieu Perreault	11	1	3	4	0	0	0	0										
	Brendan Witt	31	4	0	4	26	1	0	0										
	Chris Simon	28	3	1	4	54	0	0	0										
	Timothy Bergland	26	2	2	4	22	0	0	0										
	Pat Peake	13	2	2	4	20	2	0	0										
	David Poulin	13	2	2	4	19	0	0	0										
	Dainius Zubrus	12	2	2	4	6	1	0	0										
	Randy Burridge	17	1	3	4	12	0	0	0										
	Roman Hamrlík	14	1	3	4	12	0	0	0										
	Glen Currie	12	1	3	4	4	0	0	0										
	Andrew Brunette	6	1	3	4	0	0	0	0										
	Philip Housley	18	0	4	4	4	0	0	0										
	Trevor Linden	6	0	4	4	14	0	0	0										
85.	Jay Beagle	23	2	1	3	8	0	0	0										
	Lou Franceschetti	33	2	1	3	83	0	0	1										
	Gregory Smith	25	2	1	3	43	0	1	0										
	Robert Joyce	14	2	1	3	9	0	0	0										
	John Barrett	9	2	1	3	35	0	0	1										
	Robert Lang	6	2	1	3	2	0	0	1										
	Alan May	39	1	2	3	80	0	0	1										
	Ken Klee	34	1	2	3	38	0	0	0										
	Mark Tinordi	28	1	2	3	60	0	0	0										
	Michael Lalor	10	1	2	3	22	0	0	0										
	Marco Sturm	9	1	2	3	4	1	0	0										
	Jorgen Pettersson	8	1	2	3	2	1	0	0										
	Dennis Wideman	14	0	3	3	2	0	0	0										
98.	Milan Jurcina	21	2	0	2	18	0	1	0										
	Peter Sundstrom	14	2	0	2	6	0	1	1										
	Matt Hendricks	21	1	1	2	10	0	0	0										
	Nick Kypreos	16	1	1	2	53	0	0	0										
	Donald Brashear	11	1	1	2	18	0	0	0										
	John Slaney	11	1	1	2	2	1	0	0										
	Mike Ribeiro	7	1	1	2	10	0	0	1										
	Joe Corvo	7	1	1	2	4	0	0	0										
	Mike Grier	6	1	1	2	2	0	0	0										
	Dennis Maruk	4	1	1	2	2	0	0											

All-Time Playoff Scoring

Chris Clark	8	1	0	1	8	0	0	0	Jim Carey	10	0	0	0	4	0	0	0
Edward Kastelic	6	1	0	1	32	1	0	0	Pat Riggan	10	0	0	0	2	0	0	0
Steve Eminger	5	1	0	1	2	0	0	0	Rob Murray	9	0	0	0	18	0	0	0
Jason Woolley	4	1	0	1	4	0	0	1	Kevin Kaminski	8	0	0	0	52	0	0	0
Kenneth Houston	4	1	0	1	4	0	0	0	Matt Cooke	7	0	0	0	4	0	0	0
Robert Pearson	3	1	0	1	17	0	0	1	Cristobal Huet	7	0	0	0	2	0	0	0
Grant Martin	1	1	0	1	2	0	0	0	Joel Kwiattkowski	6	0	0	0	2	0	0	0
Neil Sheehy	21	0	1	1	130	0	0	0	Eric Charron	6	0	0	0	8	0	0	0
Al Jensen	12	0	1	1	4	0	0	0	Steve Poapst	6	0	0	0	0	0	0	0
Scott Hannan	9	0	1	1	2	0	0	0	Rick Tabaracci	6	0	0	0	4	0	0	0
David Shand	8	0	1	1	13	0	0	0	Stefan Ustorf	5	0	0	0	0	0	0	0
Paul MacDermid	7	0	1	1	22	0	0	0	Joe Murphy	5	0	0	0	8	0	0	0
Eric Belanger	7	0	1	1	4	0	0	0	Doug Wickenheiser	5	0	0	0	2	0	0	0
Brad Schlegel	7	0	1	1	2	0	0	0	Brian Sutherby	5	0	0	0	10	0	0	0
John Blum	6	0	1	1	4	0	0	0	Dmitri Mironov	4	0	0	0	4	0	0	0
Sergei Berezin	6	0	1	1	0	0	0	0	Todd Nelson	4	0	0	0	0	0	0	0
Jason Doig	6	0	1	1	6	0	0	0	Kent Paynter	4	0	0	0	10	0	0	0
Brendan Morrison	5	0	1	1	2	0	0	0	Bob Mason	4	0	0	0	0	0	0	0
Mike McEwen	5	0	1	1	4	0	0	0	Clint Malarchuk	4	0	0	0	2	0	0	0
Peter Andersson	5	0	1	1	2	0	0	0	Jose Theodore	4	0	0	0	0	0	0	0
Greg Theberge	4	0	1	1	0	0	0	0	Terry Yake	3	0	0	0	0	0	0	0
Stewart Holt	4	0	1	1	20	0	0	0	Glen Metropolit	3	0	0	0	2	0	0	0
Tyler Sloan	4	0	1	1	0	0	0	0	Dwight Schofield	3	0	0	0	14	0	0	0
Ivan Ciernik	2	0	1	1	6	0	0	0	Scott Kleinendorst	3	0	0	0	0	0	0	0
Christopher Felix	2	0	1	1	0	0	0	0	Jeff Nelson	3	0	0	0	4	0	0	0
Don Beaupre	36	0	1	1	4	0	0	0	Mark Taylor	3	0	0	0	0	0	0	0
150. Braden Holtby	21	0	0	0	4	0	0	0	Byron Dafoe	3	0	0	0	0	0	0	0
Michal Neuvirth	9	0	0	0	0	0	0	0	Andre Hidi	2	0	0	0	0	0	0	0
Martin Erat	4	0	0	0	4	0	0	0	Milan Novy	2	0	0	0	0	0	0	0
Tom Wilson	3	0	0	0	0	0	0	0	Igor Ulanov	2	0	0	0	4	0	0	0
Olie Kolzig	45	0	0	0	12	0	0	0	Jeff Greenlaw	2	0	0	0	21	0	0	0
Pete Peeters	30	0	0	0	10	0	0	0	Christopher Valentine	2	0	0	0	4	0	0	0
Semyon Varlamov	19	0	0	0	2	0	0	0	Jeff Toms	1	0	0	0	0	0	0	0
Trent Whitfield	14	0	0	0	12	0	0	0	Scott Walker	1	0	0	0	0	0	0	0
Timo Blomqvist	13	0	0	0	24	0	0	0	Mikko Leinonen	1	0	0	0	0	0	0	0
David Jensen	11	0	0	0	2	0	0	0	Sean Collins	1	0	0	0	0	0	0	0
Ken Sabourin	11	0	0	0	34	0	0	0	Steve Maltais	1	0	0	0	0	0	0	0
Joseph Sacco	11	0	0	0	6	0	0	0	Grant Jennings	1	0	0	0	0	0	0	0
Rob Zetter	11	0	0	0	2	0	0	0	Jaroslav Svejksky	1	0	0	0	2	0	0	0
Mike Liut	11	0	0	0	0	0	0	0	Nolan Baumgartner	1	0	0	0	10	0	0	0

CAREER LEADERS

GAMES PLAYED

1. Dale Hunter.....100
- Kelly Miller.....100
3. Michal Pivonka95
- Calle Johansson95
5. Kevin Hatcher83
6. Rod Langway78
7. Mike Ridley76
8. Peter Bondra.....73
9. Scott Stevens67
- 10. Alex Ovechkin 58**

POWER-PLAY GOALS

1. Peter Bondra.....13
2. Dale Hunter.....11
- 3. Alex Ovechkin 9**
- John Druce.....9
5. Dino Ciccarelli.....8

GOALS

- 1. Alex Ovechkin 31**
2. Peter Bondra.....30
3. Dale Hunter.....25
4. Dino Ciccarelli21
5. Mike Ridley19
- Michal Pivonka19
7. Kelly Miller.....17
- Dave Christian.....17
9. Kevin Hatcher16
- Mike Gartner.....16
- John Druce.....16

SHORTHANDED GOALS

1. Kelly Miller.....4
2. Kevin Hatcher2
- Robert Gould2
- Steve Konowalchuk2
5. 15 tied with1

ASSISTS

1. Dale Hunter.....47
2. Scott Stevens 44
3. Calle Johansson42
4. Mike Ridley41
5. Michal Pivonka36
6. Kevin Hatcher32
- 7. Alex Ovechkin 30**
- Kelly Miller.....30
- 9. Nicklas Backstrom28**
- Joseph Juneau28

GAME-WINNING GOALS

1. Peter Bondra.....6
- 2. Alex Ovechkin 5**
- Joseph Juneau5
- John Druce.....5
- 5. Jason Chimera..... 4**
- Craig Laughlin4
- Alexander Semin4

PENALTY MINUTES

1. Dale Hunter.....372
2. Kevin Hatcher224
3. Scott Stevens180
4. Gregory Adams.....132
5. Neil Sheehy.....130
6. Craig Berube.....90
7. Michal Pivonka86
8. Lou Franceschetti83
9. Alan May.....80
10. Keith Jones75

All-Time Playoff Goaltending

PLAYOFF GOALTENDING BY GOALS-AGAINST AVERAGE

Player	GP	MIN	W	L	GA	AVG	SO	SA	PCT
Robert Mason	4	309	2	2	9	1.75	1	143	.937
Braden Holtby	21	1,355	10	11	46	2.04	1	618	.931
Olie Kolzig	45	2,797	20	24	100	2.14	6	1,376	.927
Michal Neuvirth	9	590	4	5	23	2.34	1	261	.912
Semyon Varlamov	19	1,107	10	9	46	2.49	2	542	.915
Byron Dafeo	3	138	0	2	6	2.61	0	42	.857
Rick Tabaracci	6	415	1	5	20	2.89	0	210	.905
Pat Riffin	10	453	2	5	22	2.91	0	120	.876
Cristobal Huet	7	451	3	4	22	2.93	0	242	.909
Donald Beaupre	36	1,992	18	15	99	2.98	2	948	.896
Craig Billington	1	20	0	0	1	3.00	0	6	.833
Pete Peeters	30	1,736	15	15	91	3.15	0	817	.888
Al Jensen	12	598	5	5	32	3.21	0	206	.886
Mike Liut	11	555	4	5	32	3.46	0	252	.873
Jose Theodore	4	178	0	2	11	3.71	0	73	.849
Jim Carey	10	455	2	5	35	4.61	0	190	.816
Clint Malarchuk	4	193	0	2	15	4.65	0	95	.842

GAMES PLAYED

1.	Olie Kolzig.....	45
2.	Donald Beaupre.....	36
3.	Pete Peeters.....	30
4.	Braden Holtby.....	21
5.	Semyon Varlamov.....	19

MINUTES

1.	Olie Kolzig.....	2,799
2.	Don Beaupre.....	1,992
3.	Pete Peeters.....	1,736
4.	Braden Holtby...	1,355
5.	Semyon Varlamov.....	1,107

WINS

1.	Olie Kolzig.....	20
2.	Don Beaupre.....	18
3.	Pete Peeters.....	15
4.	Braden Holtby.....	10
	Semyon Varlamov.....	10

SHUTOUTS

1.	Olie Kolzig.....	6
2.	Donald Beaupre.....	2
	Semyon Varlamov.....	2
4.	Braden Holtby.....	1
	Michal Neuvirth.....	1
	Robert Mason.....	1

ALL-TIME SHUTOUTS

Shutouts For (13)

Date	Opponent	Score	Goaltender
5/4/13	NY Rangers	1-0 (OT)	Braden Holtby
4/15/11	NY Rangers	2-0	Michal Neuvirth
4/24/09	NY Rangers	4-0	Semyon Varlamov
4/20/09	@ NY Rangers	4-0	Semyon Varlamov
4/10/03	@ Tampa Bay	3-0	Olie Kolzig
4/12/01	Pittsburgh	1-0	Olie Kolzig
5/30/98	@ Buffalo	2-0	Olie Kolzig
5/15/98	Ottawa	3-0	Olie Kolzig
5/13/98	@ Ottawa	2-0	Olie Kolzig
4/28/98	@ Boston	3-0	Olie Kolzig
4/21/94	Pittsburgh	2-0	Don Beaupre
4/5/91	@ NY Rangers	3-0	Don Beaupre
4/11/87	@ NY Islanders	2-0	Bob Mason

Shutouts Against (13)

Date	Opponent	Score	Goaltender
5/13/13	NY Rangers	0-5	Henrik Lundqvist
5/12/13	@ NY Rangers	0-1	Henrik Lundqvist
4/12/12	@ Boston	0-1	Tim Thomas
4/18/09	NY Rangers	0-1	Henrik Lundqvist
4/13/08	Philadelphia	0-2	Martin Biron
4/16/01	@ Pittsburgh	0-3	Johan Hedberg
4/13/00	Pittsburgh	0-7	Ron Tugnutt
5/23/98	Buffalo	0-2	Dominik Hasek
5/1/98	Boston	0-4	Byron Dafeo
5/18/95	@ Pittsburgh	0-3	Ken Wregget
5/5/94	NY Rangers	0-3	Mike Richter
4/7/91	NY Rangers	0-6	Mike Richter
5/5/90	@ Boston	0-3	Andy Moog

Playoff Overtimes

CAPITALS OVERTIME WINS

	Date	Opponent	Goal Scorer	Time	Game	Score
1.	4/10/85	NY Islanders	Alan Haworth	2:28	1	4-3
2.	4/11/85	NY Islanders (2 OT)	Mike Gartner	21:23	2	2-1
3.	4/16/88	Philadelphia	Dale Hunter	5:57	7	5-4
4.	4/8/89	Philadelphia	Kelly Miller	:51	3	4-3
5.	4/5/90	@ New Jersey	Dino Ciccarelli	5:34	1	5-4
6.	4/25/90	NY Rangers	Rod Langway	:34	4	4-3
7.	4/27/90	@ NY Rangers	John Druce	6:48	5	2-1
	4/11/91	@ NY Rangers	Dino Ciccarelli	6:44	5	5-4
9.	4/26/98	@ Boston (2 OT)	Joe Juneau	26:31	3	3-2
10.	5/3/98	@ Boston	Brian Bellows	15:24	6	3-2
11.	5/25/98	Buffalo	Todd Krygier	3:01	2	3-2
12.	5/28/98	@ Buffalo	Peter Bondra	9:37	3	4-3
13.	6/4/98	@ Buffalo	Joe Juneau	6:24	6	3-2
14.	4/18/01	@ Pittsburgh	Jeff Halpern	4:01	4	4-3
15.	5/11/09	@ Pittsburgh	David Steckel	6:22	6	5-4
16.	4/17/09	Montreal	Nicklas Backstrom	:31	2	6-5
17.	4/13/11	NY Rangers	Alexander Semin	18:24	1	2-1
18.	4/20/11	@ NY Rangers	Jason Chimera	32:36	4	4-3
19.	4/14/2012	@ Boston (2 OT)	Nicklas Backstrom	22:56	2	2-1
20.	4/25/2012	@ Boston	Joel Ward	2:57	7	2-1
21.	5/4/13	NY Rangers	Mike Green	8:00	2	1-0
22.	5/10/13	NY Rangers	Mike Ribeiro	9:24	5	2-1

CAPITALS OVERTIME LOSSES

	Date	Opponent	Goal Scorer	Time	Game	Score
1.	4/13/84	@ NY Islanders	Anders Kallur	7:35	2	4-5
2.	4/17/86	NY Rangers	Brian MacLellan	1:16	1	3-4
3.	4/23/86	@ NY Rangers	Bob Brooke	2:40	4	5-6
4.	4/18/87	NY Islanders (4 OT)	Pat LaFontaine	68:47	7	2-3
5.	4/10/88	@ Philadelphia	Murray Craven	1:18	4	4-5
6.	4/19/91	@ Pittsburgh	Kevin Stevens	8:10	2	6-7
7.	4/20/93	NY Islanders (2 OT)	Brian Mullen	34:50	2	4-5
8.	4/22/93	@ NY Islanders	Ray Ferraro	4:46	3	3-4
9.	4/24/93	@ NY Islanders (2 OT)	Ray Ferraro	25:40	4	3-4
10.	5/14/95	@ Pittsburgh	Luc Robitaille	4:30	5	5-6
11.	4/24/96	Pittsburgh (4 OT)	Petr Nedved	79:15	4	2-3
12.	4/24/98	Boston (2 OT)	Darren Van Impe	20:54	2	3-4
13.	6/11/98	@ Detroit	Kris Draper	15:24	2	4-5
14.	4/15/00	@ Pittsburgh	Jaromir Jagr	5:49	2	1-2
15.	4/24/01	@ Pittsburgh	Martin Straka	13:04	6	3-4
16.	4/15/03	Tampa Bay	Vincent Lecavalier	2:29	3	3-4
17.	4/20/03	Tampa Bay (3 OT)	Martin St. Louis	44:03	6	1-2
18.	4/17/08	@ Philadelphia (2 OT)	Mike Knuble	26:40	4	3-4
19.	4/22/08	Philadelphia	Joffrey Lupul	6:06	7	2-3
20.	5/6/09	@ Pittsburgh	Kris Letang	11:23	3	2-3
21.	5/9/09	Pittsburgh	Evgeni Malkin	3:28	5	3-4
22.	4/15/10	Montreal	Tomas Plekanec	13:19	1	2-3
23.	5/1/11	Tampa Bay	Vincent Lecavalier	6:19	2	2-3
24.	4/12/2012	@ Boston	Chris Kelly	1:18	1	0-1
25.	4/22/2012	Boston	Tyler Seguin	3:17	6	3-4
26.	5/2/2012	NY Rangers (3 OT)	Marian Gaborik	74:41	3	1-2
27.	5/7/2012	@ NY Rangers	Marc Staal	1:35	5	2-3

OVERTIME RECORD BY YEAR

Year	Total			Home			Away		
	GP	W	L	GP	W	L	GP	W	L
2012-13	2	2	0	2	2	0	0	0	0
2011-12	6	2	4	2	0	2	4	2	2
2010-11	3	2	1	2	1	1	1	1	0
2009-10	2	1	1	2	1	1	0	0	0
2008-09	3	1	2	1	0	1	2	1	1
2007-08	2	0	2	1	0	1	1	0	1
2002-03	2	0	2	2	0	2	0	0	0
2000-01	2	1	1	0	0	0	2	1	1
1999-00	1	0	1	0	0	0	1	0	1
1997-98	7	5	2	2	1	1	5	4	1
1995-96	1	0	1	1	0	1	0	0	0
1994-95	1	0	1	0	0	0	1	0	1
1993-94	0	0	0	0	0	0	0	0	0
1992-93	3	0	3	1	0	1	2	0	2
1991-92	0	0	0	0	0	0	0	0	0
1990-91	2	1	1	0	0	0	2	1	1
1989-90	3	3	0	1	1	0	2	2	0
1988-89	1	1	0	1	1	0	0	0	0
1987-88	2	1	1	1	1	0	1	0	1
1986-87	1	0	1	1	0	1	0	0	0
1985-86	2	0	2	1	0	1	1	0	1
1984-85	2	2	0	2	2	0	0	0	0
1983-84	1	0	1	0	0	0	1	0	1
Totals	49	22	27	23	10	13	26	12	14

OVERTIME RECORD BY OPPONENT

Year	Total			Home			Away		
	GP	W	L	GP	W	L	GP	W	L
Boston	7	4	3	2	0	2	5	4	1
Buffalo	3	3	0	1	1	0	2	2	0
Detroit	1	0	1	0	0	0	1	0	1
Montreal	2	1	1	2	1	1	0	0	0
New Jersey	1	1	0	0	0	0	1	1	0
NY Islanders	7	2	5	4	2	2	3	0	3
NY Rangers	11	7	4	6	4	2	5	3	2
Ottawa	0	0	0	0	0	0	0	0	0
Philadelphia	5	2	3	3	2	1	2	0	2
Pittsburgh	9	2	7	2	0	2	7	2	5
Tampa Bay	3	0	3	3	0	3	0	0	0
Totals	49	22	27	23	10	13	26	12	14

Playoff Hat Tricks & Penalty Shots

CAPITALS HAT TRICKS

	Date	Player	Opponent	Score	Goaltender
1989-90					
1.	4/5/90	Dino Ciccarelli	@ New Jersey	W, 5-4	Sean Burke
2.	4/21/90	John Druce	@ NY Rangers	W, 6-3	John Vanbiesbrouck, Mike Richter
1991-92					
3.	4/25/92	Dino Ciccarelli (4)	@ Pittsburgh	W, 7-2	Tom Barrasso, Ken Wregget
1992-93					
4.	4/20/93	Dale Hunter	NY Islanders	L, 4-5 2 OT	Glenn Healy
5.	4/26/93	Al Iafrate	NY Islanders	W, 6-4	Glenn Healy, Mark Fitzpatrick
2008-09					
6.	5/4/09	Alex Ovechkin	Pittsburgh	W, 4-3	Marc-Andre Fleury
2009-10					
7.	4/17/10	Nicklas Backstrom	Montreal	W, 6-5 OT	Jaroslav Halak

OPPONENTS HAT TRICKS

	Date	Player	Opponent	Score	Goaltender
1987-88					
1.	4/20/88	Aaron Broten	New Jersey	L, 2-5	Pete Peeters
2.	4/22/88	Mark Johnson (4)	@ New Jersey	L, 4-10	Clint Malarchuk, Pete Peeters
3.	4/22/88	Patrik Sundstrom	@ New Jersey	L, 4-10	Clint Malarchuk, Pete Peeters
1989-90					
4.	4/19/90	Bernie Nicholls	@ NY Rangers	L, 3-7	Mike Liut
1992-93					
5.	4/26/93	Ray Ferraro (4)	NY Islanders	W, 6-4	Don Beaupre
1997-98					
6.	5/11/98	Daniel Alfredsson	@ Ottawa	L, 3-4	Olie Kolzig
2008-09					
7.	5/4/09	Sidney Crosby	Pittsburgh	W, 4-3	Semyon Varlamov

CAPITALS PENALTY SHOTS

	Date	Player	Opponent	Score	Result	Goalie
1.	4/14/85	Bob Carpenter	@ NY Islanders	L, 4-6	Failed	Billy Smith
2.	5/10/95	Michal Pivonka	Pittsburgh	W, 6-2	Failed	Tom Barrasso
3.	4/24/96	Joe Juneau	Pittsburgh	L, 2-3 4 OT	Failed	Ken Wregget

OPPONENTS PENALTY SHOTS

	Date	Player	Opponent	Score	Result	Goalie
1.	4/9/83	Denis Potvin	NY Islanders	L, 2-6	Failed	Al Jensen
2.	4/15/08	Mike Richards	@ Philadelphia	L, 3-6	Goal	Cristobal Huet

Game-by-Game Playoff Results

2012-13

Eastern Conference Quarterfinals - Washington vs. New York Rangers (best of seven) - New York wins series 4-3

GM	Date	Opponent	Result	Series	PP	PK	SF-SA	GWG	Goalies
1	5/2	New York	W 3-1	1-0	1-5	4-4	30-36	Johansson	Holtby/Lundqvist
2	5/4	New York	W 1-0 OT	2-0	1-2	3-3	38-24	Green	Holtby/Lundqvist
3	5/6	@ New York	L 3-4	2-1	0-3	5-6	31-30	Stepan	Holtby/Lundqvist
4	5/8	@ New York	L 3-4	2-2	0-2	3-4	30-34	Stepan	Holtby/Lundqvist
5	5/10	New York	W 2-1 OT	3-2	1-2	4-4	35-25	Ribeiro	Holtby/Lundqvist
6	5/12	@ New York	L 0-1	3-3	0-0	5-5	27-29	Brassard	Holtby/Lundqvist
7	5/13	New York	L 0-5	3-4	0-2	2-2	35-27	Asham	Holtby/Lundqvist

2011-12

Eastern Conference Quarterfinals - Washington vs. Boston Bruins (best of seven) - Washington wins series 4-3

GM	Date	Opponent	Result	Series	PP	PK	SF-SA	GWG	Goalies
1	4/12	@ Boston	L 0-1 OT	0-1	0-2	4-4	17-30	Kelly	Holtby/Thomas
2	4/14	@ Boston	W 2-1 2OT	1-1	0-3	2-2	39-44	Backstrom	Holtby/Thomas
3	4/16	Boston	L 3-4	1-2	1-4	5-5	32-29	Chara	Holtby/Thomas
4	4/19	Boston	W 2-1	2-2	1-3	1-1	21-45	Semin	Holtby/Thomas
5	4/21	@ Boston	W 4-3	3-2	1-2	2-3	32-37	Brouwer	Holtby/Thomas
6	4/22	Boston	L 3-4 OT	3-3	0-4	4-5	39-31	Seguin	Holtby/Thomas
7	4/25	@ Boston	W 2-1 OT	4-3	0-1	3-3	27-32	Ward	Holtby/Thomas

Eastern Conference Semifinals - Washington vs. New York Rangers (best of seven) - New York wins series 4-3

GM	Date	Opponent	Result	Series	PP	PK	SF-SA	GWG	Goalies
1	4/28	@ New York	L 1-3	0-1	0-4	4-4	18-14	Kreider	Holtby/Lundqvist
2	4/30	@ New York	W 3-2	1-1	1-3	2-3	25-28	Ovechkin	Holtby/Lundqvist
3	5/2	New York	L 1-2 3OT	1-2	0-3	3-4	46-49	Gaborik	Holtby/Lundqvist
4	5/5	New York	W 3-2	2-2	1-2	2-2	26-20	Green	Holtby/Lundqvist
5	5/7	@ New York	L 2-3 OT	2-3	1-4	3-5	18-38	Staal	Holtby/Lundqvist
6	5/9	New York	W 2-1	3-3	1-3	5-5	23-31	Chimera	Holtby/Lundqvist
7	5/12	@ New York	L 1-2	3-4	0-1	2-2	23-31	Del Zotto	Holtby/Lundqvist

2010-11

Eastern Conference Quarterfinals - Washington vs. New York Rangers (best-of-seven) - Washington wins series 4-1

GM	Date	Opponent	Result	Series	PP	PK	SF-SA	GWG	Goalies
1	4/13	NY Rangers	W 2-1 OT	1-0	0-2	2-2	33-25	Semin	Neuvirth/Lundqvist
2	4/15	NY Rangers	W 2-0	2-0	1-3	2-2	18-22	Chimera	Neuvirth/Lundqvist
3	4/17	@ NY Rangers	L 2-3	2-1	1-3	6-7	25-35	Dubinsky	Neuvirth/Lundqvist
4	4/20	@ NY Rangers	W 4-3 2OT	3-1	0-4	7-7	53-39	Chimera	Neuvirth/Lundqvist
5	4/23	NY Rangers	W 3-1	4-1	1-4	2-2	27-27	Ovechkin	Neuvirth/Lundqvist

Eastern Conference Semifinals - Washington vs. Tampa Bay (best-of-seven) - Tampa Bay wins series 4-0

GM	Date	Opponent	Result	Series	PP	PK	SF-SA	GWG	Goalies
1	4/29	Tampa Bay	L 2-4	0-1	0-5	3-4	28-24	Stamkos	Neuvirth/Roloson
2	5/1	Tampa Bay	L 2-3 OT	0-2	0-6	4-5	37-23	Lecavalier	Neuvirth/Roloson
3	5/3	@ Tampa Bay	L 3-4	0-3	1-5	4-4	32-30	Malone	Neuvirth/Roloson
4	5/4	@ Tampa Bay	L 3-5	0-4	1-3	3-5	36-37	Bergeron	Neuvirth/Roloson

2009-10

Eastern Conference Quarterfinals - Washington vs. Montreal Canadiens (best-of-seven) - Montreal wins series 4-3

GM	Date	Opponent	Result	Series	PP	PK	SF-SA	GWG	Goalies
1	4/15	Montreal	L 2-3 OT	0-1	0-4	3-4	47-38	Plekanec	Theodore/Halak
2	4/17	Montreal	W 6-5 OT	1-1	0-3	2-3	37-24	Backstrom	Varlamov/Halak
3	4/19	@ Montreal	W 5-1	2-1	0-7	4-5	36-27	Laich	Varlamov/Halak, Price
4	4/21	@ Montreal	W 6-3	3-1	1-5	3-4	38-39	Chimera	Varlamov/Price
5	4/23	Montreal	L 1-2	3-2	0-5	6-6	38-28	Moen	Varlamov/Halak
6	4/26	@ Montreal	L 1-4	3-3	0-6	4-5	54-22	Cammalleri	Varlamov/Halak
7	4/28	Montreal	L 1-2	3-4	0-3	2-3	42-16	Moore	Varlamov/Halak

2008-09

Eastern Conference Quarterfinals - Washington vs. New York Rangers (best-of-seven) - Washington wins series 4-3

GM	Date	Opponent	Result	Series	PP	PK	SF-SA	GWG	Goalies
1	4/15	NY Rangers	L 3-4	0-1	2-7	2-4	35-21	Dubinsky	Theodore/Lundqvist
2	4/18	NY Rangers	L 0-1	0-2	0-3	5-5	35-24	Callahan	Varlamov/Lundqvist
3	4/20	@ NY Rangers	W 4-0	1-2	2-6	6-6	40-33	Semin	Varlamov/Lundqvist
4	4/22	@ NY Rangers	L 1-2	1-3	0-6	3-3	39-21	Drury	Varlamov/Lundqvist
5	4/24	NY Rangers	W 4-0	2-3	0-7	4-4	21-20	Bradley	Varlamov/Lundqvist, Valiquette
6	4/26	@ NY Rangers	W 5-3	3-3	2-2	6-8	22-32	Kozlov	Varlamov/Lundqvist
7	4/28	NY Rangers	W 2-1	4-3	0-2	1-1	24-15	Fedorov	Varlamov/Lundqvist

Game-by-Game Playoff Results

Eastern Conference Semifinals – Washington vs. Pittsburgh (best-of-seven) – Pittsburgh wins series 4-3

1	5/2	Pittsburgh	W 3-2	1-0	1-2	5-5	26-36	Fleischmann	Varlamov/Fleury
2	5/4	Pittsburgh	W 4-3	2-0	1-5	3-5	33-36	Ovechkin	Varlamov/Fleury
3	5/6	@ Pittsburgh	L 2-3 OT	2-1	1-2	6-7	23-42	Letang	Varlamov/Fleury
4	5/8	@ Pittsburgh	L 3-5	2-2	0-4	5-6	22-28	Crosby	Varlamov/Fleury
5	5/9	Pittsburgh	L 3-4 OT	2-3	1-2	1-2	31-42	Malkin	Varlamov/Fleury
6	5/11	@ Pittsburgh	W 5-4 OT	3-3	1-4	3-5	24-42	Steckel	Varlamov/Fleury
7	5/13	Pittsburgh	L 2-6	3-4	0-0	2-4	21-30	Guerin	Varlamov, Theodore/Fleury

2007-08

Eastern Conference Quarterfinals – Washington vs. Philadelphia (best-of-seven) – Philadelphia wins series 4-3

GM	Date	Opponent	Result	Series	PP	PK	SF-SA	GWG	Goalies
1	4/11	Philadelphia	W 5-4	1-0	1-3	2-3	27-22	Ovechkin	Huet/Biron
2	4/13	Philadelphia	L 0-2	1-1	0-6	5-5	24-41	Umberger	Huet/Biron
3	4/15	@ Philadelphia	L 3-6	1-2	1-7	6-7	19-33	Briere	Huet/Biron
4	4/17	@ Philadelphia	L 3-4 2OT	1-3	2-4	6-7	41-46	Knuble	Huet/Biron
5	4/19	Philadelphia	W 3-2	2-3	2-6	2-3	26-32	Semin	Huet/Biron
6	4/21	@ Philadelphia	W 4-2	3-3	1-5	3-5	40-35	Ovechkin	Huet/Biron
7	4/22	Philadelphia	L 2-3 OT	3-4	1-4	4-6	41-34	Lupul	Huet/Biron

2002-03

Eastern Conference Quarterfinals – Washington vs. Tampa Bay (best-of-seven) – Tampa Bay wins series 4-2

GM	Date	Opponent	Result	Series	PP	PK	SF-SA	GWG	Goalies
1	4/10	@ Tampa Bay	W 3-0	1-0	0-3	4-4	22-28	Lang	Kolzig/Khabibulin
2	4/12	@ Tampa Bay	W 6-3	2-0	3-6	4-4	31-43	Nylander	Kolzig/Khabibulin
3	4/15	Tampa Bay	L 3-4 OT	2-1	1-4	3-4	19-28	Lecavalier	Kolzig/Khabibulin
4	4/16	Tampa Bay	L 1-3	2-2	0-3	6-6	23-25	St. Louis	Kolzig/Khabibulin
5	4/18	@ Tampa Bay	L 1-2	2-3	0-4	2-3	23-22	St. Louis	Kolzig/Khabibulin
6	4/20	Tampa Bay	L 1-2 3OT	2-4	1-7	4-6	61-46	St. Louis	Kolzig/Khabibulin

2000-01

Eastern Conference Quarterfinals – Washington vs. Pittsburgh (best-of-seven) – Pittsburgh wins series 4-2

GM	Date	Opponent	Result	Series	PP	PK	SF-SA	GWG	Goalies
1	4/12	Pittsburgh	W 1-0	1-0	1-5	1-1	27-16	Bondra	Kolzig/Hedberg
2	4/14	Pittsburgh	L 1-2	1-1	1-3	1-2	18-27	Lemieux	Kolzig/Hedberg
3	4/16	@ Pittsburgh	L 0-3	1-2	0-4	4-4	34-24	Stevens	Kolzig/Hedberg
4	4/18	@ Pittsburgh	W 4-3 OT	2-2	3-4	3-5	29-32	Halpern	Kolzig/Hedberg
5	4/21	Pittsburgh	L 1-2	2-3	1-3	3-3	22-18	Lemieux	Kolzig/Hedberg
6	4/23	@ Pittsburgh	L 3-4 OT	2-4	1-3	4-6	31-36	Straka	Kolzig/Hedberg

1999-00

Eastern Conference Quarterfinals – Pittsburgh vs. Washington (best-of-seven) – Pittsburgh wins series 4-1

GM	Date	Opponent	Result	Series	PP	PK	SF-SA	GWG	Goalies
1	4/13	Pittsburgh	L 0-7	0-1	0-5	5-8	32-26	Laukkanen	Kolzig, Billington/Tugnut
2	4/15	@ Pittsburgh	L 1-2 OT	0-2	1-5	8-9	38-21	Jagr	Kolzig/Tugnut
3	4/17	@ Pittsburgh	L 3-4	0-3	1-3	4-5	27-22	Slegr	Kolzig/Tugnut
4	4/19	Pittsburgh	W 3-2	1-3	1-6	3-4	37-23	Halpern	Kolzig/Tugnut
5	4/21	Pittsburgh	L 1-2	1-4	0-2	3-3	26-17	Jagr	Kolzig/Tugnut

1997-98

Eastern Conference Quarterfinals – Washington vs. Boston (best-of-seven) – Washington wins series 4-2

GM	Date	Opponent	Result	Series	PP	PK	SF-SA	GWG	Goalies
1	4/22	Boston	W 3-1	1-0	0-2	3-4	28-28	Gonchar	Kolzig/Dafoe
2	4/24	Boston	L 3-4 2OT	1-1	1-2	6-7	28-40	Van Impe	Kolzig/Dafoe
3	4/26	@ Boston	W 3-2 OT	2-1	1-5	8-10	27-54	Juneau	Kolzig/Dafoe
4	4/28	@ Boston	W 3-0	3-1	1-3	7-7	18-38	Oates	Kolzig/Dafoe
5	5/1	Boston	L 0-4	3-2	0-5	4-6	26-30	Samsonov	Kolzig/Dafoe
6	5/3	@ Boston	W 3-2 2OT	4-2	0-3	6-6	33-49	Bellows	Kolzig/Dafoe

Eastern Conference Semifinals – Washington vs. Ottawa (best-of-seven) – Washington wins series 4-1

GM	Date	Opponent	Result	Series	PP	PK	SF-SA	GWG	Goalies
1	5/7	Ottawa	W 4-2	1-0	0-2	4-5	23-38	Bondra	Kolzig/Rhodes, Tugnut
2	5/9	Ottawa	W 6-1	2-0	1-4	7-7	18-31	Juneau	Kolzig/Tugnut
3	5/11	@ Ottawa	L 3-4	2-1	2-4	2-5	17-34	Yashin	Kolzig/Rhodes
4	5/13	@ Ottawa	W 2-0	3-1	0-3	5-5	11-36	Gonchar	Kolzig/Rhodes
5	5/15	Ottawa	W 3-0	4-1	1-3	4-4	21-29	Juneau	Kolzig/Rhodes

Game-by-Game Playoff Results

Eastern Conference Finals – Washington vs. Buffalo (best-of-seven) – Washington wins series 4-2

1	5/23	Buffalo	L 0-2	0-1	0-5	7-7	19-20	Grosek	Kolzig/Hasek
2	5/25	Buffalo	W 3-2 OT	1-1	1-7	3-4	39-33	Krygier	Kolzig/Hasek
3	5/28	@ Buffalo	W 4-3 OT	2-1	2-4	4-5	30-30	Bondra	Kolzig/Hasek
4	5/30	@ Buffalo	W 2-0	3-1	0-4	7-7	19-30	Berube	Kolzig/Hasek
5	6/2	Buffalo	L 1-2	3-2	1-5	4-4	35-16	Woolley	Kolzig/Hasek
6	6/4	@ Buffalo	W 3-2 OT	4-2	1-6	6-6	38-41	Juneau	Kolzig/Hasek

Stanley Cup Finals – Washington vs. Detroit (best-of-seven) – Detroit wins series 4-0

1	6/9	@ Detroit	L 1-2	0-1	0-4	3-3	17-31	Lidstrom	Kolzig/Osgood
2	6/11	@ Detroit	L 4-5 OT	0-2	1-4	4-4	33-60	Draper	Kolzig/Osgood
3	6/13	Detroit	L 1-2	0-3	1-5	5-5	18-34	Fedorov	Kolzig/Osgood
4	6/16	Detroit	L 1-4	0-4	0-4	2-5	31-38	Lapointe	Kolzig/Osgood

1995-96

Eastern Conference Quarterfinals – Washington vs. Pittsburgh (best-of-seven) – Pittsburgh wins series 4-2

GM	Date	Opponent	Result	Series	PP	PK	SF-SA	GWG	Goalies
1	4/17	@ Pittsburgh	W 6-4	1-0	1-5	5-6	35-28	Krygier	Carey, Kolzig/Barrasso
2	4/19	@ Pittsburgh	W 5-3	2-0	3-6	6-7	34-36	Bondra	Kolzig/Barrasso
3	4/22	Pittsburgh	L 1-4	2-1	1-10	5-6	39-19	Murray	Carey/Wregget
4	4/24	Pittsburgh	L 2-3 4OT	2-2	2-8	8-10	63-65	Nedved	Kolzig/Wregget
5	4/26	@ Pittsburgh	L 1-4	2-3	0-5	9-9	40-32	Leroux	Kolzig/Wregget
6	4/28	Pittsburgh	L 2-3	2-4	0-4	2-4	37-26	Francis	Carey, Kolzig/Wregget

1994-95

Eastern Conference Quarterfinals – Washington vs. Pittsburgh (best-of-seven) – Pittsburgh wins series 4-3

GM	Date	Opponent	Result	Series	PP	PK	SF-SA	GWG	Goalies
1	5/6	@ Pittsburgh	W 5-4	1-0	0-6	4-7	34-27	Gonchar	Carey, Kolzig/Wregget
2	5/8	@ Pittsburgh	L 3-5	1-1	1-5	4-6	22-33	Stevens	Carey/Wregget
3	5/10	Pittsburgh	W 6-2	2-1	3-10	8-9	28-25	Bondra	Carey/Wregget, Barrasso
4	5/12	Pittsburgh	W 6-2	3-1	0-8	5-5	31-22	Pearson	Carey/Barrasso
5	5/14	@ Pittsburgh	L 5-6 OT	3-2	2-6	4-5	28-31	Robitaille	Carey/Wregget
6	5/16	Pittsburgh	L 1-7	3-3	0-6	4-6	31-21	Jagr	Carey, Kolzig, Dafoe/Wregget
7	5/18	@ Pittsburgh	L 0-3	3-4	0-3	3-4	33-18	MacIver	Carey/Wregget

1993-94

Eastern Conference Quarterfinals – Washington vs. Pittsburgh (best-of-seven) – Washington wins series 4-2

GM	Date	Opponent	Result	Series	PP	PK	SF-SA	GWG	Goalies
1	4/17	@ Pittsburgh	W 5-3	1-0	0-5	4-4	31-30	Juneau	Beaupre/Barrasso
2	4/19	@ Pittsburgh	L 1-2	1-1	1-7	5-6	35-17	Tocchet	Dafoe/Barrasso
3	4/21	Pittsburgh	W 2-0	2-1	0-6	7-7	17-27	Reekie	Beaupre/Barrasso
4	4/23	Pittsburgh	W 4-1	3-1	1-2	2-2	30-22	Bondra	Beaupre/Barrasso
5	4/25	@ Pittsburgh	L 2-3	3-2	0-5	3-3	28-22	Jagr	Dafoe/Barrasso
6	4/27	Pittsburgh	W 6-3	4-2	1-4	5-6	29-22	Johansson	Beaupre/Barrasso

Eastern Conference Semifinals – Washington vs. NY Rangers (best-of-seven) – NY Rangers win series 4-1

1	5/1	@ NY Rangers	L 3-6	0-1	1-6	6-7	30-24	Noonan	Beaupre/Richter
2	5/3	@ NY Rangers	L 2-5	0-2	0-4	4-4	24-25	Tikkanen	Tabaracci/Richter
3	5/5	NY Rangers	L 0-3	0-3	0-4	2-4	21-21	Leetch	Beaupre/Richter
4	5/7	NY Rangers	W 4-2	1-3	1-6	5-6	23-27	Woolley	Beaupre/Richter, Healy
5	5/9	@ NY Rangers	L 3-4	1-4	0-5	4-4	31-36	Leetch	Beaupre, Tabaracci/Richter

1992-93

Patrick Division Semifinals – NY Islanders vs. Washington (best-of-seven) – NY Islanders win series 4-2

GM	Date	Opponent	Result	Series	PP	PK	SF-SA	GWG	Goalies
1	4/18	NY Islanders	W 3-1	1-0	2-5	5-5	27-23	Hunter	Tabaracci/Healy
2	4/20	NY Islanders	L 4-5 2OT	1-1	2-5	5-5	45-61	Mullen	Tabaracci/Healy
3	4/22	@ NY Islanders	L 3-4 OT	1-2	0-2	4-4	25-30	Ferraro	Tabaracci/Healy
4	4/24	@ NY Islanders	L 3-4 2OT	1-3	2-6	4-5	40-46	Ferraro	Tabaracci/Healy
5	4/26	NY Islanders	W 6-4	2-3	2-4	4-4	26-32	lafrate	Beaupre/Healy, Fitzpatrick
6	4/28	@ NY Islanders	L 3-5	2-4	1-4	6-6	26-33	Green	Beaupre/Healy

1991-92

Patrick Division Semifinals – Pittsburgh vs. Washington (best-of-seven) – Pittsburgh wins series 4-3

GM	Date	Opponent	Result	Series	PP	PK	SF-SA	GWG	Goalies
1	4/19	Pittsburgh	W 3-1	1-0	0-3	2-2	31-33	Druce	Beaupre/Barrasso
2	4/21	Pittsburgh	W 6-2	2-0	3-8	5-7	31-35	Pivonka	Beaupre/Barrasso
3	4/23	@ Pittsburgh	L 4-6	2-1	2-11	9-12	34-29	Lemieux	Beaupre/Barrasso
4	4/25	@ Pittsburgh	W 7-2	3-1	1-3	5-5	35-33	Khristich	Beaupre/Barrasso, Wregget
5	4/27	Pittsburgh	L 2-5	3-2	0-4	1-2	23-25	Murphy	Beaupre/Barrasso
6	4/29	@ Pittsburgh	L 4-6	3-3	1-6	1-5	29-39	Lemieux	Beaupre/Barrasso
7	5/1	Pittsburgh	L 1-3	3-4	0-1	0-1	19-21	Jagr	Beaupre/Barrasso

Game-by-Game Playoff Results

1990-91

Patrick Division Semifinals – Washington vs. NY Rangers (best-of-seven) – Washington wins series 4-2

GM	Date	Opponent	Result	Series	PP	PK	SF-SA	GWG	Goalies
1	4/3	@ NY Rangers	L 1-2	0-1	0-5	5-5	29-30	Nicholls	Beaupre/Richter
2	4/5	@ NY Rangers	W 3-0	1-1	1-7	8-8	32-36	Ciccarelli	Beaupre/Richter
3	4/7	NY Rangers	L 0-6	1-2	0-5	7-9	37-38	King	Beaupre, Liut/Richter
4	4/9	NY Rangers	W 3-2	2-2	0-2	4-4	26-21	May	Beaupre/Richter
5	4/11	@ NY Rangers	W 5-4 OT	3-2	1-5	5-6	55-35	Ciccarelli	Beaupre/Richter
6	4/13	NY Rangers	W 4-2	4-2	0-3	3-4	26-25	Ridley	Beaupre/Richter, Vanbiesbrouck

Patrick Division Final – Washington vs. Pittsburgh (best-of-seven) – Pittsburgh wins series 4-1

GM	Date	Opponent	Result	Series	PP	PK	SF-SA	GWG	Goalies
1	4/17	@ Pittsburgh	W 4-2	1-0	2-4	1-3	31-26	Iafrate	Beaupre/Pietrangelo
2	4/19	@ Pittsburgh	L 6-7 OT	1-1	3-6	4-6	42-43	Stevens	Beaupre, Liut/Pietrangelo
3	4/21	Pittsburgh	L 1-3	1-2	1-6	4-4	27-22	Stevens	Beaupre/Barrasso
4	4/23	Pittsburgh	L 1-3	1-3	0-4	5-6	39-19	Stevens	Beaupre/Barrasso
5	4/25	@ Pittsburgh	L 1-4	1-4	0-2	4-4	34-31	Francis	Beaupre/Barrasso

1989-90

Patrick Division Semifinals – Washington vs. New Jersey (best-of-seven) – Washington wins series 4-2

GM	Date	Opponent	Result	Series	PP	PK	SF-SA	GWG	Goalies
1	4/5	@ New Jersey	W 5-4 OT	1-0	1-6	6-7	24-30	Ciccarelli	Liut/Burke
2	4/7	@ New Jersey	L 5-6	1-1	1-5	6-8	26-39	Stastny	Liut, Beaupre/Terreri
3	4/9	New Jersey	L 1-2	1-2	1-8	4-5	21-10	Shanahan	Liut/Terreri
4	4/11	New Jersey	W 3-1	2-2	1-5	4-4	33-24	Druce	Beaupre/Burke
5	4/13	@ New Jersey	W 4-3	3-2	0-2	3-4	24-20	Courtnall	Beaupre/Terreri
6	4/15	New Jersey	W 3-2	4-2	0-3	3-3	32-34	Druce	Beaupre/Terreri

Patrick Division Finals – Washington vs. NY Rangers (best-of-seven) – Washington wins series 4-1

GM	Date	Opponent	Result	Series	PP	PK	SF-SA	GWG	Goalies
1	4/19	@ NY Rangers	L 3-7	0-1	0-3	3-6	35-38	Ogrodnick	Liut/Vanbiesbrouck
2	4/21	@ NY Rangers	W 6-3	1-1	2-3	5-6	25-28	Druce	Beaupre/Vanbiesbrouck, Richter
3	4/23	NY Rangers	W 7-1	2-1	3-9	7-7	49-19	Courtnall	Beaupre, Liut/Richter
4	4/25	NY Rangers	W 4-3 OT	3-1	2-7	7-8	25-33	Langway	Liut/Richter, Vanbiesbrouck
5	4/27	@ NY Rangers	W 2-1 OT	4-1	0-6	5-5	34-29	Druce	Liut/Vanbiesbrouck

Wales Conference Finals – Washington vs. Boston (best-of-seven) – Boston wins series 4-0

GM	Date	Opponent	Result	Series	PP	PK	SF-SA	GWG	Goalies
1	5/3	@ Boston	L 3-5	0-1	1-3	4-5	26-35	Propp	Liut/Moog
2	5/5	@ Boston	L 0-3	0-2	0-4	3-3	28-30	Carpenter	Beaupre/Moog
3	5/7	Boston	L 1-4	0-3	1-6	4-5	26-24	Janney	Beaupre/Moog
4	5/9	Boston	L 2-3	0-4	0-1	2-3	14-17	Neely	Liut/Moog

1988-89

Patrick Division Semifinals – Washington vs. Philadelphia (best-of-seven) – Philadelphia wins series 4-2

GM	Date	Opponent	Result	Series	PP	PK	SF-SA	GWG	Goalies
1	4/5	Philadelphia	W 3-2	1-0	1-8	4-5	36-29	Franceschetti	Peeters/Hextall
2	4/6	Philadelphia	L 2-3	1-1	1-8	2-4	21-26	Propp	Peeters/Hextall
3	4/8	@ Philadelphia	W 4-3 OT	2-1	2-5	5-6	44-24	Miller	Peeters/Hextall
4	4/9	@ Philadelphia	L 2-5	2-2	1-9	4-6	32-31	Murphy	Peeters/Hextall
5	4/11	Philadelphia	L 5-8	2-3	3-9	3-5	34-26	Eklund	Peeters/Hextall
6	4/13	@ Philadelphia	L 3-4	2-4	1-4	7-8	34-28	Tocchet	Peeters/Hextall

1987-88

Patrick Division Semifinals – Washington vs. Philadelphia (best-of-seven) – Washington wins series 4-3

GM	Date	Opponent	Result	Series	PP	PK	SF-SA	GWG	Goalies
1	4/6	Philadelphia	L 2-4	0-1	2-8	3-4	37-31	Poulin	Peeters/Hextall
2	4/7	Philadelphia	W 5-4	1-1	0-4	5-5	28-35	Miller	Peeters/Hextall
3	4/9	@ Philadelphia	L 3-4	1-2	1-6	5-6	17-29	Samuelsson	Peeters/Hextall
4	4/10	@ Philadelphia	L 4-5 OT	1-3	0-4	5-5	26-30	Craven	Malarchuk/Hextall, Laforest
5	4/12	Philadelphia	W 5-2	2-3	0-8	7-8	32-33	Hatcher	Peeters/Hextall, Laforest
6	4/14	@ Philadelphia	W 7-2	3-3	4-9	7-8	28-26	Gustafsson	Peeters/Hextall
7	4/16	Philadelphia	W 5-4 OT	4-3	1-8	4-5	40-33	Hunter	Peeters/Hextall

Patrick Division Finals – Washington vs. New Jersey (best-of-seven) – New Jersey wins series 4-3

GM	Date	Opponent	Result	Series	PP	PK	SF-SA	GWG	Goalies
1	4/18	New Jersey	W 3-1	1-0	1-3	4-4	31-34	Murphy	Peeters/Burke
2	4/20	New Jersey	L 2-5	1-1	1-9	5-8	30-30	Brotten	Peeters/Burke
3	4/22	@ New Jersey	L 4-10	1-2	1-11	4-7	32-31	Carlsson	Malarchuk, Peeters/Burke
4	4/24	@ New Jersey	W 4-1	2-2	1-9	5-6	31-25	Sundstrom	Peeters, Malarchuk/Burke
5	4/26	New Jersey	L 1-3	2-3	0-6	4-5	29-31	Kurvers	Malarchuk/Sauve
6	4/28	@ New Jersey	W 7-2	3-3	2-9	3-3	31-27	Leach	Peeters/Burke, Sauve
7	4/30	New Jersey	L 2-3	3-4	0-5	3-3	32-26	MacLean	Peeters/Burke

Game-by-Game Playoff Results

1986-87

Patrick Division Semifinals – Washington vs. NY Islanders (best-of-seven) – NY Islanders win series 4-3

GM	Date	Opponent	Result	Series	PP	PK	SF-SA	GWG	Goalies
1	4/8	NY Islanders	W 4-3	1-0	0-5	5-6	32-28	Ridley	Peeters/Hrudey
2	4/9	NY Islanders	L 1-3	1-1	0-5	3-4	28-24	Trottier	Peeters/Hrudey
3	4/11	@ NY Islanders	W 2-0	2-1	0-4	6-6	32-26	Murphy	Mason/Hrudey
4	4/12	@ NY Islanders	W 4-1	3-1	0-10	5-6	37-26	Christian	Mason/Hrudey
5	4/14	NY Islanders	L 2-4	3-2	1-6	5-5	42-24	Gilbert	Peeters/Hrudey
6	4/16	@ NY Islanders	L 4-5	3-3	1-2	3-4	27-34	Lafontaine	Mason/Hrudey
7	4/18	NY Islanders	L 2-3 4OT	3-4	0-2	1-1	75-57	Lafontaine	Mason/Hrudey

1985-86

Patrick Division Semifinals – Washington vs. NY Islanders (best-of-five) – Washington wins series 3-0

GM	Date	Opponent	Result	Series	PP	PK	SF-SA	GWG	Goalies
1	4/9	NY Islanders	W 3-1	1-0	0-5	5-5	36-33	Carpenter	Peeters/Hrudey
2	4/10	NY Islanders	W 5-2	2-0	0-2	1-2	34-29	Stevens	Peeters/Smith
3	4/12	@ NY Islanders	W 3-1	3-0	-	-	23-28	Stevens	Peeters/Hrudey

Patrick Division Finals – Washington vs. NY Rangers (best-of-seven) – NY Rangers win series 4-2

GM	Date	Opponent	Result	Series	PP	PK	SF-SA	GWG	Goalies
1	4/17	NY Rangers	L 3-4 OT	0-1	0-3	3-3	27-23	MacLellan	Peeters/Vanbiesbrouck
2	4/19	NY Rangers	W 8-1	1-1	2-7	7-7	39-20	Laughlin	Peeters/Vanbiesbrouck, Hanlon
3	4/21	@ NY Rangers	W 6-3	2-1	-	-	28-42	Barrett	Peeters/Vanbiesbrouck
4	4/23	@ NY Rangers	L 5-6 OT	2-2	-	-	29-30	Brooke	Peeters/Vanbiesbrouck
5	4/25	NY Rangers	L 2-4	2-3	2-6	2-3	32-27	Sandstrom	Peeters/Vanbiesbrouck
6	4/27	@ NY Rangers	L 1-2	2-4	-	-	28-21	Larouche	Peeters/Vanbiesbrouck

1984-85

Patrick Division Semifinals – Washington vs. NY Islanders (best-of-five) – NY Islanders win series 3-2

GM	Date	Opponent	Result	Series	PP	PK	SF-SA	GWG	Goalies
1	4/10	NY Islanders	W 4-3 OT	1-0	2-10	4-5	42-17	Haworth	Riggin/Smith
2	4/11	NY Islanders	W 2-1 2OT	2-0	0-5	2-2	41-37	Gartner	Jensen/Hrudey
3	4/13	@ NY Islanders	L 1-2	2-1	0-2	3-3	16-15	Sutter	Jensen/Smith
4	4/14	@ NY Islanders	L 4-6	2-2	2-5	4-6	33-34	Trottier	Jensen/Smith
5	4/16	NY Islanders	L 1-2	2-3	0-4	3-3	31-32	Sutter	Riggin/Smith

1983-84

Patrick Division Semifinals – Washington vs. Philadelphia (best-of-five) – Washington wins series 3-0

GM	Date	Opponent	Result	Series	PP	PK	SF-SA	GWG	Goalies
1	4/4	Philadelphia	W 4-2	1-0	0-3	0-1	26-21	Duchesne	Riggin/Froese, Lindbergh
2	4/5	Philadelphia	W 6-2	2-0	2-6	2-2	32-32	Laughlin	Jensen/Froese
3	4/7	@ Philadelphia	W 5-1	3-0	1-2	4-4	32-38	Laughlin	Jensen/Lindbergh, Froese

Patrick Division Finals – Washington vs. NY Islanders (best-of-seven) – NY Islanders win series 4-1

GM	Date	Opponent	Result	Series	PP	PK	SF-SA	GWG	Goalies
1	4/12	@ NY Islanders	W 3-2	1-0	2-6	2-3	27-18	Laughlin	Jensen/Smith, Melanson
2	4/13	@ NY Islanders	L 4-5 OT	1-1	4-7	4-5	35-22	Kallur	Jensen, Riggin/Smith
3	4/15	NY Islanders	L 1-3	1-2	0-3	3-3	33-19	Sutter	Riggin/Smith
4	4/16	NY Islanders	L 2-5	1-3	0-4	2-2	24-23	Boutilier	Riggin, Jensen/Smith
5	4/18	@ NY Islanders	L 3-5	1-4	1-7	3-5	26-28	Flatley	Jensen, Riggin/Smith

1982-83

Patrick Division Semifinals – Washington vs. NY Islanders (best-of-five) – NY Islanders win series 3-1

GM	Date	Opponent	Result	Series	PP	PK	SF-SA	GWG	Goalies
1	4/6	@ NY Islanders	L 2-5	0-1	-	-	29-37	Tonelli	Riggin/Smith
2	4/7	@ NY Islanders	W 4-2	1-1	-	-	39-32	Gould	Jensen/Smith
3	4/9	NY Islanders	L 2-6	1-2	-	-	28-28	Trottier	Jensen, Riggin/Smith
4	4/10	NY Islanders	L 3-6	1-3	-	-	31-37	Hallin	Jensen, Riggin/Smith

Year-by-Year Playoff Statistics

2012-13

Player	GP	G	A	PTS	PIM
Mike Green	7	2	2	4	4
Mathieu Perreault	7	1	3	4	0
Joel Ward	7	1	3	4	6
Nicklas Backstrom	7	1	2	3	0
Jason Chimera	7	1	2	3	4
Karl Alzner	7	1	1	2	2
Alex Ovechkin	7	1	1	2	4
Troy Brouwer	7	1	1	2	10
Mike Ribeiro	7	1	1	2	10
Marcus Johansson	7	1	1	2	0
Jay Beagle	7	1	0	1	4
John Carlson	7	0	1	1	4
John Erskine	7	0	1	1	4
Jack Hillen	7	0	1	1	6
Steve Oleksy	7	0	1	1	4
Eric Fehr	7	0	0	0	6
Matt Hendricks	7	0	0	0	0
Martin Erat	4	0	0	0	4
Tom Wilson	3	0	0	0	0

Goaltender	GP	MIN	W	L	GAA	SO	SA	PCT
Braden Holtby	7	433	3	4	2.22	1	189	.922

2011-12

Player	GP	G	A	PTS	PIM
Alex Ovechkin	14	5	4	9	8
Nicklas Backstrom	13	2	6	8	18
Jason Chimera	14	4	3	7	6
Brooks Laich	14	2	5	7	6
John Carlson	14	2	3	5	8
Joel Ward	14	1	4	5	6
Alexander Semin	14	3	1	4	10
Mike Green	14	2	2	4	10
Troy Brouwer	14	2	2	4	8
Roman Hamrlik	14	1	3	4	12
Mike Knuble	11	2	1	3	6
Marcus Johansson	14	1	2	3	0
Dennis Wideman	14	0	3	3	2
Matt Hendricks	14	1	1	2	6
Jay Beagle	12	1	1	2	4
Karl Alzner	14	0	2	2	0
Keith Aucoin	14	0	2	2	2
John Erskine	4	0	1	1	0
Jeff Schultz	10	0	0	0	2
Mathieu Perreault	4	0	0	0	0
Jeff Halpern	2	0	0	0	4

Goaltender	GP	MIN	W	L	GAA	SO	SA	PCT
Braden Holtby	14	922	7	7	1.95	0	459	.935

2010-11

Player	GP	G	A	PTS	PIM
Alex Ovechkin	9	5	5	10	10
Brooks Laich	9	1	6	7	2
Alexander Semin	9	4	2	6	8
Marcus Johansson	9	2	4	6	0
Mike Green	8	1	5	6	8
Jason Arnett	9	1	5	6	2
Jason Chimera	9	2	2	4	2
John Carlson	9	2	1	3	4
Marco Sturm	9	1	2	3	4
Mike Knuble	6	2	0	2	8
John Erskine	9	1	1	2	6
Nicklas Backstrom	9	0	2	2	4
Eric Fehr	5	1	0	1	0
Scott Hannan	9	0	1	1	2
Karl Alzner	9	0	1	1	0
Matt Bradley	9	0	0	0	4
Sean Collins	1	0	0	0	0
Matt Hendricks	7	0	0	0	4
Jeff Shultz	9	0	0	0	6
Boyd Gordon	9	0	0	0	6

Goaltender	GP	MIN	W	L	GAA	SO	SA	PCT
Michal Neuvirth	9	590	4	5	2.34	1	261	.912

2009-10

Player	GP	G	A	PTS	PIM
Alex Ovechkin	7	5	5	10	0
Nicklas Backstrom	7	5	4	9	4
Mike Knuble	7	2	4	6	6
Eric Fehr	7	3	1	4	4
John Carlson	7	1	3	4	0
Tom Poti	6	0	4	4	5
Brooks Laich	7	2	1	3	4
Matt Bradley	7	1	2	3	2
Jason Chimera	7	1	2	3	2
Mike Green	7	0	3	3	12
Joe Corvo	7	1	1	2	4
Boyd Gordon	6	1	1	2	0
Alexander Semin	7	0	2	2	4
Eric Belanger	7	0	1	1	4
Jeff Schultz	7	0	1	1	4
Tomas Fleischmann	6	0	1	1	6
Brendan Morrison	5	0	1	1	2
Shaone Morrisonn	5	0	0	0	2
David Steckel	3	0	0	0	0
Tyler Sloan	2	0	0	0	0
Scott Walker	1	0	0	0	0
Karl Alzner	1	0	0	0	0

Goaltender	GP	MIN	W	L	GAA	SO	SA	PCT
Semyon Varlamov	6	349	3	3	2.41	0	153	.908
Jose Theodore	2	81	0	1	3.70	0	40	.875

2008-09

Player	GP	G	A	PTS	PIM
Alex Ovechkin	14	11	10	21	8
Nicklas Backstrom	14	3	12	15	8
Alexander Semin	14	5	9	14	16
Mike Green	14	1	8	9	12
Sergei Fedorov	14	1	7	8	12
Brooks Laich	14	3	4	7	10
Tom Poti	14	2	5	7	4
Viktor Kozlov	14	4	2	6	6
Matt Bradley	14	2	4	6	0
David Steckel	14	3	2	5	4
Tomas Fleischmann	14	3	1	4	4
Boyd Gordon	14	0	3	3	4
Milan Jurcina	14	2	0	2	12
Brian Pothier	13	0	2	2	8
Chris Clark	8	1	0	1	8
Shaone Morrisonn	14	0	1	1	8
John Erskine	12	0	1	1	16
Tyler Sloan	2	0	1	1	0
Semyon Varlamov	13	0	0	0	2
Eric Fehr	9	0	0	0	0
Donald Brashear	4	0	0	0	18
Jay Beagle	4	0	0	0	0
Michael Nylander	3	0	0	0	2
Jose Theodore	2	0	0	0	0
Jeff Schultz	1	0	0	0	0

Goaltender	GP	MIN	W	L	GAA	SO	SA	PCT
Semyon Varlamov	13	759	7	6	2.53	2	389	.918
Jose Theodore	2	97	0	1	3.71	0	33	.818

2007-08

Player	GP	G	A	PTS	PIM
Alex Ovechkin	7	4	5	9	0
Alexander Semin	7	3	5	8	8
Mike Green	7	3	4	7	15
Nicklas Backstrom	7	4	2	6	2
Brooks Laich	7	1	5	6	4
Sergei Fedorov	7	1	4	5	8
Viktor Kozlov	7	0	3	3	2
Donald Brashear	7	1	1	2	0
David Steckel	7	1	1	2	4
Matt Bradley	7	0	2	2	2
John Erskine	7	0	2	2	6
Steve Eminger	5	1	0	1	2
Eric Fehr	5	1	0	1	0
Tom Poti	7	0	1	1	8
Shaone Morrisonn	7	0	1	1	6
Tomas Fleischmann	2	0	0	0	0
Jeff Schultz	2	0	0	0	2
Matt Cooke	7	0	0	0	4
Cristobal Huet	7	0	0	0	2
Milan Jurcina	7	0	0	0	6
Boyd Gordon	7	0	0	0	0

Goaltender	GP	MIN	W	L	GAA	SO	SA	PCT
Cristobal Huet	7	451	3	4	2.93	0	242	.909

Year-by-Year Playoff Statistics

2002-03

Player	GP	G	A	PTS	PIM
Jaromir Jagr	6	2	5	7	2
Peter Bondra	6	4	2	6	8
Michael Nylander	6	3	2	5	8
Sergei Gonchar	6	0	5	5	4
Dainius Zubrus	6	2	2	4	4
Robert Lang	6	2	1	3	2
Mike Grier	6	1	1	2	2
Brendan Witt	6	1	0	1	0
Ivan Ciernik	2	0	1	1	6
Sergei Berezin	6	0	1	1	0
Jason Doig	6	0	1	1	6
Jeff Halpern	6	0	1	1	2
Calle Johansson	6	0	1	1	0
Brian Sutherby	5	0	0	0	10
Ken Klee	6	0	0	0	6
Steve Konowalchuk	6	0	0	0	6
Joel Kwiatkowski	6	0	0	0	2
Trent Whitfield	6	0	0	0	10

Goaltender	GP	MIN	W	L	GAA	SO	SA	PCT
Olie Kolzig	6	404	2	4	2.08	1	192	.927

2000-01

Player	GP	G	A	PTS	PIM
Steve Konowalchuk	6	2	3	5	14
Jeff Halpern	6	2	3	5	17
Sergei Gonchar	6	1	3	4	2
Trevor Linden	6	0	4	4	14
Calle Johansson	6	1	2	3	2
Peter Bondra	6	2	0	2	2
Brendan Witt	6	2	0	2	12
Ulf Dahlen	6	0	1	1	2
Ken Klee	6	0	1	1	8
Chris Simon	6	0	1	1	4
Glen Metropolit	1	0	0	0	0
Dmitri Khristich	3	0	0	0	0
Joe Reekie	4	0	0	0	4
Sylvain Cote	5	0	0	0	2
Trent Whitfield	5	0	0	0	2
Adam Oates	6	0	0	0	0
Joe Sacco	6	0	0	0	2
Rob Zettler	6	0	0	0	0
Andrei Nikolishin	6	0	0	0	2
Dainius Zubrus	6	0	0	0	2

Goaltender	GP	MIN	W	L	GAA	SO	SA	PCT
Olie Kolzig	6	375	2	4	2.24	1	153	.908

1999-00

Player	GP	G	A	PTS	PIM
Jeff Halpern	5	2	1	3	0
Calle Johansson	5	1	2	3	0
Adam Oates	5	0	3	3	4
Chris Simon	4	2	0	2	24
Peter Bondra	5	1	1	2	4
Andrei Nikolishin	5	0	2	2	4
Sergei Gonchar	5	1	0	1	6
Steve Konowalchuk	5	1	0	1	2
Ulf Dahlen	5	0	1	1	2
Ken Klee	5	0	1	1	10
Joe Reekie	5	0	1	1	2
Jim McKenzie	1	0	0	0	0
Glen Metropolit	2	0	0	0	2
Trent Whitfield	3	0	0	0	0
Brendan Witt	3	0	0	0	0
Terry Yake	3	0	0	0	0
Dmitri Mironov	4	0	0	0	4
Joe Murphy	5	0	0	0	8
Joe Sacco	5	0	0	0	4
Richard Zednik	5	0	0	0	5
Rob Zettler	5	0	0	0	2

Goaltender	GP	MIN	W	L	GAA	SO	SA	PCT
Craig Billington	1	20	0	0	3.00	0	5	.833
Olie Kolzig	5	284	1	4	3.40	0	87	.845

1997-98

Player	GP	G	A	PTS	PIM
Joe Juneau	21	7	10	17	8
Adam Oates	21	6	11	17	8
Andrei Nikolishin	21	1	13	14	12
Brian Bellows	21	6	7	13	6
Peter Bondra	17	7	5	12	12
Sergei Gonchar	21	7	4	11	30
Richard Zednik	17	7	3	10	16
Calle Johansson	21	2	8	10	16
Esa Tikkanen	21	3	3	6	20
Phil Housley	18	0	4	4	4
Dale Hunter	21	0	4	4	30
Todd Krygier	13	1	2	3	6
Joe Reekie	21	1	2	3	20
Mark Tinordi	21	1	2	3	42
Michal Pivonka	13	0	3	3	0
Jeff Brown	2	0	2	2	0
Mike Eagles	12	0	2	2	2
Ken Klee	9	1	0	1	10
Brendan Witt	16	1	0	1	14
Chris Simon	18	1	0	1	26
Craig Berube	21	1	0	1	21
Kelly Miller	10	0	1	1	4
Jeff Toms	1	0	0	0	0
Jaroslav Svejkskovsky	1	0	0	0	2
Olie Kolzig	21	0	0	0	4

Goaltender	GP	MIN	W	L	GAA	SO	SA	PCT
Olie Kolzig	21	1351	12	9	1.95	4	740	.941

1995-96

Player	GP	G	A	PTS	PIM
Joe Juneau	5	0	7	7	6
Sergei Gonchar	6	2	4	6	4
Dale Hunter	6	1	5	6	24
Peter Bondra	6	2	3	5	8
Michal Pivonka	6	3	2	5	18
Andrew Brunette	6	1	3	4	0
Pat Peake	5	2	1	3	12
Sylvain Cote	6	2	0	2	12
Todd Krygier	6	2	0	2	12
Mike Eagles	6	1	1	2	2
Steve Konowalchuk	2	0	2	2	0
Kelly Miller	6	0	1	1	4
Ken Klee	1	0	0	0	0
Nolan Baumgartner	1	0	0	0	10
Craig Berube	2	0	0	0	19
Keith Jones	2	0	0	0	7
Kevin Kaminski	3	0	0	0	16
Jeff Nelson	3	0	0	0	4
Jim Carey	3	0	0	0	0
Olaf Kolzig	5	0	0	0	4
Stefan Ustorf	5	0	0	0	0
Jim Johnson	6	0	0	0	6
Mark Tinordi	6	0	0	0	16
Eric Charon	6	0	0	0	8
Steve Poapst	6	0	0	0	0

Goaltender	GP	MIN	W	L	GAA	SO	SA	PCT
Jim Carey	3	97	0	1	6.19	0	39	.744
Olie Kolzig	5	341	2	3	1.94	0	167	.934

1994-95

Player	GP	G	A	PTS	PIM
Peter Bondra	7	5	3	8	10
Dale Hunter	7	4	4	8	24
Keith Jones	7	4	4	8	22
Joe Juneau	7	2	6	8	2
Steve Konowalchuk	7	2	5	7	12
Dmitri Khristich	7	1	4	5	0
Michal Pivonka	7	1	4	5	21
Calle Johansson	7	3	1	4	0
Sergei Gonchar	7	2	2	4	2
Sylvain Cote	7	1	3	4	2
Kelly Miller	7	0	3	3	4
Mike Eagles	7	0	2	2	4
Jim Johnson	7	0	2	2	8
Rob Pearson	3	1	0	1	17
Mark Tinordi	1	0	0	0	2
Dave Poulin	2	0	0	0	0
Igor Ulanov	2	0	0	0	4
Kevin Kaminski	5	0	0	0	36
Craig Berube	7	0	0	0	29
Joe Reekie	7	0	0	0	2
Ken Klee	7	0	0	0	4
Jim Carey	7	0	0	0	4

Goaltender	GP	MIN	W	L	GAA	SO	SA	PCT
Olie Kolzig	2	44	1	0	1.36	0	21	.952
Byron Dafoe	1	20	0	0	3.00	0	3	.667
Jim Carey	7	358	2	4	4.19	0	151	.834

Year-by-Year Playoff Statistics

1993-94

Player	GP	G	A	PTS	PIM
Mike Ridley	11	4	6	10	6
Joe Juneau	11	4	5	9	6
Kelly Miller	11	2	7	9	0
Sylvain Cote	9	1	8	9	6
Michal Pivonka	7	4	4	8	4
Kevin Hatcher	11	3	4	7	37
Peter Bondra	9	2	4	6	4
Dmitri Khristich	11	2	3	5	10
Dave Poulin	11	2	2	4	19
Calle Johansson	6	1	3	4	4
Joe Reekie	11	2	1	3	29
Dale Hunter	7	0	3	3	14
Todd Krygier	5	2	0	2	10
John Slaney	11	1	1	2	2
Randy Burridge	11	0	2	2	12
Jason Woolley	4	1	0	1	4
Shawn Anderson	8	1	0	1	12
Pat Peake	8	0	1	1	8
Keith Jones	11	0	1	1	36
Steve Konowalchuk	11	0	1	1	10
Todd Nelson	4	0	0	0	0
Don Beaupre	8	0	0	0	2
Craig Berube	8	0	0	0	21

Goaltender	GP	MIN	W	L	GAA	SO	SA	PCT
Byron Dafoe	2	118	0	2	2.54	0	39	.872
Don Beaupre	8	429	5	2	2.94	1	191	.890
Rick Tabaracci	2	111	0	2	3.24	0	50	.880

1992-93

Player	GP	G	A	PTS	PIM
Dale Hunter	6	7	1	8	35
Dmitri Khristich	6	2	5	7	2
Al Iafrate	6	6	0	6	4
Mike Ridley	6	1	5	6	0
Peter Bondra	6	0	6	6	0
Pat Elynuik	6	3	2	5	19
Calle Johansson	6	0	5	5	6
Kelly Miller	6	0	3	3	2
Sylvain Cote	6	1	1	2	4
Todd Krygier	6	1	1	2	4
Paul Cavallini	6	0	2	2	18
Michal Pivonka	6	0	2	2	0
Randy Burridge	4	1	0	1	0
Steve Konowalchuk	2	0	1	1	0
Kevin Hatcher	6	0	1	1	14
Alan May	6	0	1	1	6
Don Beaupre	2	0	0	0	0
Rick Tabaracci	4	0	0	0	4
Shawn Anderson	6	0	0	0	0
Keith Jones	6	0	0	0	10

Goaltender	GP	MIN	W	L	GAA	SO	SA	PCT
Rick Tabaracci	4	304	1	3	2.76	0	160	.913
Don Beaupre	2	119	1	1	4.54	0	65	.862

1991-92

Player	GP	G	A	PTS	PIM
Mike Ridley	7	0	11	11	0
Dino Ciccarelli	7	5	4	9	14
Peter Bondra	7	6	2	8	4
Al Iafrate	7	4	2	6	14
Kevin Hatcher	7	2	4	6	19
Michal Pivonka	7	1	5	6	13
Dmitri Khristich	7	3	2	5	15
Dale Hunter	7	1	4	5	16
Calle Johansson	7	0	5	5	4
Todd Krygier	5	2	1	3	4
Sylvain Cote	7	1	2	3	4
Kelly Miller	7	1	2	3	4
John Druce	7	1	0	1	2
Randy Burridge	2	0	1	1	0
Rod Langway	7	0	1	1	2
Paul MacDerimid	7	0	1	1	22
Dave Tippett	7	0	1	1	0
Brad Schlegel	7	0	1	1	2
Alan May	7	0	0	0	0

Goaltender	GP	MIN	W	L	GAA	SO	SA	PCT
Don Beaupre	7	419	3	4	3.15	0	212	.896

1990-91

Player	GP	G	A	PTS	PIM
Dale Hunter	11	1	9	10	41
Dino Ciccarelli	11	5	4	9	22
Calle Johansson	10	2	7	9	8
Mike Ridley	11	3	4	7	8
Kelly Miller	11	4	2	6	6
Kevin Hatcher	11	3	3	6	8
Dave Tippett	10	2	3	5	8
Michal Pivonka	11	2	3	5	8
Al Iafrate	10	1	3	4	22
Dmitri Khristich	11	1	3	4	6
Stephen Leach	9	1	2	3	8
Mike Lalor	10	1	2	3	8
Tim Bergland	11	1	1	2	12
John Druce	11	1	1	2	7
Alan May	11	1	1	2	37
Rod Langway	11	0	2	2	6
Peter Bondra	4	0	1	1	2
Nick Kypreos	9	0	1	1	38
Jeff Greenlaw	1	0	0	0	2
Kent Paynter	1	0	0	0	0
Mike Liut	2	0	0	0	0
Neil Sheehy	2	0	0	0	19
Ken Sabourin	11	0	0	0	34

Goaltender	GP	MIN	W	L	GAA	SO	SA	PCT
Don Beaupre	11	624	5	5	2.79	1	294	.901
Mike Liut	2	48	0	1	5.00	0	30	.867

1989-90

Player	GP	G	A	PTS	PIM
John Druce	15	14	3	17	23
Geoff Courttnall	15	4	9	13	32
Dale Hunter	15	4	8	12	61
Dino Ciccarelli	8	8	3	11	6
Scott Stevens	15	2	7	9	25
Kelly Miller	15	3	5	8	23
John Tucker	12	1	7	8	0
Kevin Hatcher	11	0	8	8	32
Mike Ridley	14	3	4	7	8
Calle Johansson	15	1	6	7	4
Bob Rouse	15	2	3	5	47
Rod Langway	15	1	4	5	12
Stephen Leach	14	2	2	4	8
Bob Joyce	14	2	1	3	9
Tim Bergland	15	1	1	2	10
Michal Pivonka	11	0	2	2	6
Nick Kypreos	7	1	0	1	15
Neil Sheehy	10	0	1	1	92
Steve Maltais	1	0	0	0	0
Scott Kleinendorst	3	0	0	0	0
Kent Paynter	3	0	0	0	10
Don Beaupre	8	0	0	0	2
Rob Murray	9	0	0	0	18
Alan May	15	0	0	0	37

Goaltender	GP	MIN	W	L	GAA	SO	SA	PCT
Don Beaupre	8	401	4	3	2.69	0	187	.904
Mike Liut	9	507	4	4	3.31	0	223	.874

1988-89

Player	GP	G	A	PTS	PIM
Geoff Courttnall	6	2	5	7	12
Dino Ciccarelli	6	3	3	6	12
Bengt Gustafsson	4	2	3	5	6
Kevin Hatcher	6	1	4	5	20
Scott Stevens	6	1	4	5	11
Mike Ridley	6	0	5	5	2
Michal Pivonka	6	3	1	4	10
Dale Hunter	6	0	4	4	27
Calle Johansson	6	1	2	3	0
Bob Rouse	6	2	0	2	4
Dave Christian	6	1	1	2	0
Bob Gould	6	0	2	2	0
Lou Franceschetti	6	1	0	1	8
Stephen Leach	6	1	9	1	12
Kelly Miller	6	1	0	1	2
Chris Felix	1	0	1	1	0
Yvon Corriveau	1	0	0	0	0
John Druce	1	0	0	0	0
Doug Wickenheiser	5	0	0	0	2
Rod Langway	6	0	0	0	6
Pete Peeters	6	0	0	0	2
Neil Sheehy	6	0	0	0	19

Goaltender	GP	MIN	W	L	GAA	SO	SA	PCT
Pete Peeters	6	359	2	4	4.01	0	164	.853

Year-by-Year Playoff Statistics

1987-88

Player	GP	G	A	PTS	PIM
Bengt Gustafsson	14	4	9	13	6
Michal Pivonka	14	4	9	13	4
Dale Hunter	14	7	5	12	98
Kevin Hatcher	14	5	7	12	55
Scott Stevens	13	1	11	12	46
Mike Ridley	14	6	5	11	10
Dave Christian	14	5	6	11	6
Larry Murphy	13	4	4	8	33
Kelly Miller	13	4	4	8	10
Mike Gartner	14	3	4	7	14
Garry Galley	13	2	4	6	13
Greg Adams	14	0	5	5	58
Bob Gould	14	3	1	4	21
Stephen Leach	3	2	1	3	0
Yvon Corriveau	13	1	2	3	30
Peter Sundstrom	14	2	0	2	6
Grant Ledyard	14	1	0	1	3
Chris Felix	1	0	0	0	0
Jeff Greenlaw	1	0	0	0	19
Grant Jennings	1	0	0	0	0
Ed Kastelic	1	0	0	0	19
Lou Franceschetti	4	0	0	0	14
Clint Malarchuk	4	0	0	0	2
Rod Langway	6	0	0	0	8
Greg Smith	9	0	0	0	23
Pete Peeters	12	0	0	0	4

Goaltender	GP	MIN	W	L	GAA	SO	SA	PCT
Pete Peeters	12	654	7	5	3.12	0	326	.895
Clint Malarchuk	4	193	0	2	4.66	0	95	.842

1986-87

Player	GP	G	A	PTS	PIM
Mike Gartner	7	4	3	7	14
Scott Stevens	7	0	5	5	19
Kelly Miller	7	2	2	4	0
Larry Murphy	7	2	2	4	6
Greg Adams	7	1	3	4	38
Dave Christian	7	1	3	4	6
Gaetan Duchesne	7	3	0	3	14
Mike Ridley	7	2	1	3	6
Alan Haworth	6	0	3	3	7
Bob Gould	7	0	3	3	8
Michal Pivonka	7	1	1	2	2
Grant Martin	1	1	0	1	2
Ed Kastelic	5	1	0	1	13
Kevin Hatcher	7	1	0	1	20
John Blum	6	0	1	1	4
Rod Langway	7	0	1	1	2
Craig Laughlin	1	0	0	0	0
Garry Galley	2	0	0	0	0
Pete Peeters	3	0	0	0	2
Lou Franceschetti	7	0	0	0	23
Dave Jensen	7	0	0	0	2
Greg Smith	7	0	0	0	11

Goaltender	GP	MIN	W	L	GAA	SO	SA	PCT
Bob Mason	4	309	2	2	1.75	1	143	.937
Pete Peeters	3	180	1	2	3.00	0	76	.880

1985-86

Player	GP	G	A	PTS	PIM
Mike Gartner	9	2	10	12	4
Scott Stevens	9	3	8	11	12
Alan Haworth	9	4	6	10	11
Bob Carpenter	9	5	4	9	12
Dave Christian	9	4	4	8	0
Gaetan Duchesne	9	4	3	7	12
Bob Gould	9	4	3	7	11
Larry Murphy	9	1	5	6	6
Greg Adams	9	1	3	4	27
John Barrett	9	1	2	3	35
Greg Smith	9	1	2	3	9
Jorgen Pettersson	8	1	2	3	2
Rod Langway	9	1	2	3	6
Craig Laughlin	9	1	2	3	10
Yvon Corriveau	4	0	3	3	2
Kevin Hatcher	9	1	1	2	19
Stephen Leach	6	0	1	1	0
Dwight Schofield	3	0	0	0	14
Marc Taylor	3	0	0	0	0
Dave Jensen	4	0	0	0	0
Lou Franceschetti	8	0	0	0	15
Pete Peeters	9	0	0	0	2

Goaltender	GP	MIN	W	L	GAA	SO	SA	PCT
Pete Peeters	9	544	5	4	2.65	0	253	.905

1984-85

Player	GP	G	A	PTS	PIM
Mike Gartner	5	4	3	7	9
Larry Murphy	5	2	3	5	0
Bob Carpenter	5	1	4	5	8
Bengt Gustafsson	5	1	3	4	0
Dave Christian	5	1	1	2	0
Lou Franceschetti	5	1	1	2	15
Alan Haworth	5	1	0	1	0
Doug Jarvis	5	1	0	1	0
Gaetan Duchesne	5	0	1	1	7
Bob Gould	5	0	1	1	2
Rod Langway	5	0	1	1	6
Mike McEwen	5	0	1	1	4
Scott Stevens	5	0	1	1	20
Darren Veitch	5	0	1	1	4
Kevin Hatcher	1	0	0	0	0
Mikko Leinonen	1	0	0	0	0
Peter Anderson	2	0	0	0	0
Timo Blomquist	2	0	0	0	0
Al Jensen	3	0	0	0	2
Garry Sampson	4	0	0	0	0
Greg Adams	5	0	0	0	9
Craig Laughlin	5	0	0	0	2

Goaltender	GP	MIN	W	L	GAA	SO	SA	PCT
Al Jensen	3	201	1	2	2.39	0	86	.906
Pat Riggan	2	122	1	1	2.46	0	39	.872

1983-84

Player	GP	G	A	PTS	PIM
Mike Gartner	8	3	7	10	16
Dave Christian	8	5	4	9	5
Scott Stevens	8	1	8	9	5
Craig Laughlin	8	4	2	6	6
Alan Haworth	8	3	2	5	4
Bengt Gustafsson	8	2	3	5	0
Bryan Erickson	8	3	2	5	7
Doug Jarvis	8	2	3	5	6
Rod Langway	8	0	5	5	7
Bobby Carpenter	8	2	1	3	25
Gaetan Duchesne	8	2	1	3	2
Larry Murphy	8	0	3	3	6
Bob Gould	5	0	2	2	4
Glen Currie	8	1	0	1	0
Gary Sampson	8	1	0	1	0
Peter Andersson	3	0	1	1	2
Darren Veitch	5	0	1	1	15
Al Jensen	6	0	1	1	2
Dave Shand	8	0	1	1	13
Greg Adams	1	0	0	0	0
Andre Hidi	2	0	0	0	0
Lou Franceschetti	3	0	0	0	8
Pat Riggan	5	0	0	0	2
Timo Blomqvist	8	0	0	0	8

Goaltender	GP	MIN	W	L	GAA	SO	SA	PCT
Pat Riggan	5	230	1	3	2.35	0	81	.888
Al Jensen	6	258	3	1	3.26	0	120	.882

1982-83

Player	GP	G	A	PTS	PIM
Bob Gould	4	5	0	5	4
Glen Currie	4	0	3	3	4
Gaetan Duchesne	4	1	1	2	4
Dennis Maruk	4	1	1	2	2
Brian Engblom	4	0	2	2	2
Bobby Carpenter	4	1	0	1	2
Ken Houston	4	1	0	1	4
Craig Laughlin	4	1	0	1	0
Scott Stevens	4	1	0	1	26
Bengt Gustafsson	4	1	0	1	4
Randy Holt	4	0	1	1	20
Doug Jarvis	4	0	1	1	0
Greg Theberge	4	0	1	1	0
Ted Bulley	1	0	0	0	0
Milan Novy	2	0	0	0	0
Chris Valentine	2	0	0	0	4
Timo Blomquist	3	0	0	0	16
Mike Gartner	4	0	0	0	4
Alan Haworth	4	0	0	0	2
Rod Langway	4	0	0	0	0

Goaltender	GP	MIN	W	L	GAA	SO	SA	PCT
Al Jensen	3	139	1	2	4.32	0	75	.867
Pat Riggan	3	101	0	1	4.75	0	59	.864

Playoff Record Book

TEAM - PLAYOFF

ALL-TIME APPEARANCES

24

STANLEY CUP FINAL APPEARANCES

1 1998

CONFERENCE FINALS APPEARANCES

2 1998, 1990

TEAM - SEASON

MOST GOALS

54 1988

53 1998

48 1990

At Home

25 1998

1988

21 Three times; most recent 2009

On Road

29 1988

28 1998

1990

MOST GOALS AGAINST

50 1988

48 1990

42 1998

At Home

26 1988

24 1998

21 2009

On Road

32 1990

24 1988

23 1994

MOST POWER-PLAY GOALS

14 1998

1988

At Home

8 1990

On Road

9 1988

MOST POWER-PLAY ATTEMPTS

99 1988

At Home

51 1988

On Road

48 1988

MOST POWER-PLAY GOALS ALLOWED

15 1998

13 Three times; most recent 2009

At Home

9 1998

On Road

9 1990

MOST SHORTHANDED GOALS

4 1988

MOST SHORTHANDED GOALS ALLOWED

3 1990

MOST SHOTS

529 1998

424 1988

MOST SHOTS ALLOWED

740 1998

422 2009

421 1988

MOST PENALTY MINUTES

529 1988

MOST PENALTY MINUTES, OPPONENTS

647 1988

MOST SHUTOUTS

4 1998

2 2009

MOST TIMES SHUTOUT

2 2013

1998

MOST CONSECUTIVE SHUTOUTS

2 5/13/98 to 5/15/98

FEWEST GOALS

8 2000

10 2001

11 1983

At Home

3 2001

4 2000

5 Three times; most recent 2003

On Road

4 2000

5 1985

6 Twice; most recent 2013

FEWEST GOALS AGAINST

14 Three times; most recent 2003

16 2013

At Home

4 2001

6 1985

7 2013

On Road

5 2003

6 Twice; most recent 2000

7 1983

FEWEST POWER-PLAY GOALS

1 2010

1983

FEWEST POWER-PLAY GOALS ALLOWED

2 2013

FEWEST POWER-PLAY ATTEMPTS

16 2013

21 2000

22 2001

FEWEST POWER-PLAY ATTEMPTS, OPPONENTS

17 1985

FEWEST SHOTS

127 1983

FEWEST SHOTS ALLOWED

109 2000

125 1985

FEWEST PENALTY MINUTES

65 2010

76 2013

83 2000

FEWEST PENALTY MINUTES, OPPONENTS

42 2013

57 2000

78 2001

TEAM - SERIES

MOST GOALS

31 1988 vs. PHI

27 1992 vs. PIT

26 1995 vs. PIT

At Home

17 1988 vs. PHI

On Road

15 1992 vs. PIT

1988 vs. NJ

MOST GOALS AGAINST

29 1995 vs. PIT

25 Four times; most recent 1992 vs. PIT

At Home

14 1988 vs. PHI

On Road

18 1995 vs. PIT

MOST POWER-PLAY GOALS

9 1993 vs. NYI

1989 vs. PHI

At Home

6 1993 vs. NYI

On Road

7 1984 vs. NYI

MOST POWER-PLAY ATTEMPTS

52 1988 vs. NJ

MOST POWER-PLAY GOALS ALLOWED

10 1995 vs. PIT

At Home

5 2009 vs. PIT

1996 vs. PIT

1989 vs. PHI

On Road

6 1995 vs. PIT

MOST POWER-PLAY ATTEMPTS, OPPONENT

42 1996 vs. PIT

1995 vs. PIT

MOST SHORTHANDED GOALS

3 1988 vs. PHI

MOST SHORTHANDED GOALS ALLOWED

2 1996 vs. PIT

1990 vs. NYR

MOST SHOTS

292 2010 vs. MTL

273 1987 vs. NYI

MOST SHOTS ALLOWED

256 2009 vs. PIT

MOST PENALTY MINUTES

305 1988 vs. NJ

MOST PENALTY MINUTES, OPPONENT

349 1988 vs. NJ

FEWEST GOALS

6 1989 vs. BOS

7 1998 vs. DET

8 2000 vs. PIT

At Home

2 1998 vs. DET

1991 vs. PIT

On Road

3 Twice; most recent 1990 vs. BOS

FEWEST GOALS AGAINST

4 1986 vs. NYI

5 1984 vs. PHI

7 1998 vs. OTT

At Home

2 2011 vs. NYR

On Road

1 1986 vs. NYI

1984 vs. PHI

FEWEST POWER-PLAY GOALS

1 2010 vs. MTL

1983 vs. NYI

FEWEST POWER-PLAY ATTEMPTS

11 1984 vs. PHI

FEWEST POWER-PLAY GOALS ALLOWED

1 Three; most recent 2011 vs. NYR

FEWEST POWER-PLAY ATTEMPTS, OPPONENT

7 1984 vs. PHI

FEWEST SHOTS

90 1998 vs. OTT

1984 vs. PHI

FEWEST SHOTS AGAINST

90 1986 vs. NYI

FEWEST PENALTY MINUTES

36 2011 vs. TB

FEWEST PENALTY MINUTES, OPPONENT

38 2011 vs. TB

TEAM - GAME

MOST GOALS

At Home

8 4/19/86 vs. NYR

7 4/23/90 vs. NYR

On Road

7 4/25/92 at PIT

4/14/88 at PHI

4/28/88 at NJ

Playoff Record Book

MOST GOALS AGAINST

At Home	
8	4/11/89 vs. PHI
7	4/13/00 vs. PIT
	5/16/95 vs. PIT
On Road	
10	4/22/88 at NJ
8	4/11/89 at PHI
7	4/19/91 at PIT
	4/19/90 at NYR

MOST POWER-PLAY GOALS

At Home	
3	Four times; most recent
	4/19/96 vs. PIT
On Road	
4	Twice; most recent 4/14/88 at
	PHI

MOST POWER-PLAY GOALS ALLOWED

At Home	
3	Three times; most recent
	6/16/98 vs. DET
On Road	
4	4/29/92 at PIT

MOST POWER-PLAY GOALS, BOTH TEAMS

5	Several times; most recent
	4/18/01 at PIT

MOST POWER-PLAY ATTEMPTS

At Home	
11	4/9/83 vs. NYI
On Road	
11	4/22/88 at NJ

MOST POWER-PLAY ATTEMPTS, OPPONENT

At Home	
10	4/24/96 vs. PIT
On Road	
12	4/23/92 at PIT

MOST SHORTHANDED GOALS

1	22 times; most recent
	4/21/10 at MTL

MOST SHORTHANDED GOALS ALLOWED

1	15 times; most recent
	4/16/03 vs. TB

MOST SHOTS

At Home	
75	4/18/87 vs. NYI
On Road	
55	4/11/91 at NYR

MOST SHOTS IN A REGULATION GAME

At Home	
49	4/23/90 vs. NYR
On Road	
54	4/26/10 at MTL
40	Three times; most recent
	4/20/09 at NYR

MOST SHOTS ALLOWED

At Home	
65	4/24/96 vs. PIT
On Road	
60	6/11/98 at DET

MOST SHOTS ALLOWED IN A REGULATION GAME

At Home	
45	4/19/12 vs. BOS
On Road	
43	4/12/03 at TB

MOST PENALTY MINUTES

At Home	
80	4/20/88 vs. NJ
On Road	
123	4/22/88 at NJ

MOST PENALTY MINUTES, OPPONENT

At Home	
82	4/20/88 vs. NJ
On Road	
80	4/22/88 at NJ

FEWEST GOALS

At Home	
0	Seven times; most recent
	5/13/13 vs. NYR
On Road	
0	Six times; most recent
	5/12/13 at NYR

FEWEST GOALS ALLOWED

At Home	
0	Six times; most recent
	5/4/13 vs. NYR
On Road	
0	Seven times; most recent
	4/20/09 at NYR

FEWEST POWER-PLAY ATTEMPTS

0	Twice; most recent
	5/12/13 @ NYR

FEWEST POWER-PLAY ATTEMPTS, OPPONENT

1	Five times; most recent
	4/19/12 vs. BOS

FEWEST SHOTS

At Home	
14	5/9/90 vs. BOS
On Road	
11	5/13/98 at OTT

FEWEST SHOTS ALLOWED

At Home	
10	4/9/90 vs. NJ
On Road	
14	4/28/12 at NYR

FEWEST PENALTY MINUTES

At Home	
2	Three times; most recent
	4/19/12 vs. BOS
On Road	
4	5/12/12 at NYR

FEWEST PENALTY MINUTES, OPPONENT

At Home	
0	5/13/09 vs. PIT
On Road	
2	Twice; most recent
	5/12/12 at NYR

TEAM – PERIOD

MOST GOALS

At Home	
4	Twice; most recent
	5/9/98 vs. OTT
On Road	
4	Four times; most recent
	4/21/10 at MTL

MOST GOALS ALLOWED

At Home	
4	4/11/89 vs. PHI
On Road	
5	4/22/88 at NJ

MOST POWER-PLAY GOALS

3	4/14/88 vs. PHI
---	-----------------

MOST POWER-PLAY GOALS ALLOWED

3	4/23/92 vs. PIT
---	-----------------

MOST POWER-PLAY ATTEMPTS

7	4/28/88 vs. NJ
---	----------------

MOST POWER-PLAY ATTEMPTS, OPPONENT

6	4/7/91 vs. NYR
---	----------------

MOST SHOTS

At Home	
19	Five times; most recent
	4/15/10 vs. MTL
On Road	
22	4/26/10 at MTL

MOST SHOTS ALLOWED

At Home	
19	4/24/96 vs. PIT
On Road	
21	4/21/10 at MTL
	4/21/08 at PHI

FEWEST SHOTS

At Home	
0	5/7/94 vs. NYR

On Road

2	Twice; most recent
	4/12/12 at BOS

FEWEST SHOTS ALLOWED

At Home	
1	4/28/09 vs. NYR
	4/21/01 vs. PIT
	4/22/96 vs. PIT
On Road	
1	4/19/94 at PIT

MOST PENALTY MINUTES

At Home	
51	4/7/84 vs. NYI
On Road	
77	4/22/88 at NJ

MOST PENALTY MINUTES, OPPONENT

At Home	
63	4/7/84 vs. NYI
On Road	
60	4/22/88 at NJ

FASTEST GOALS

FASTEST GOAL, START OF A GAME

0:15	Mike Gartner,
	4/8/87 in a 4-3 win vs. NYI

FASTEST GOAL AGAINST, START OF A GAME

0:14	Kirk Muller,
	4/30/88 in a 3-2 loss vs. NJ

FASTEST GOAL, START OF A PERIOD

0:15	Mike Gartner, 1st period
	4/8/97 in a 4-3 win vs. NJ

FASTEST GOAL AGAINST, START OF A PERIOD

0:13	Ryan Callahan, 3rd period
	5/13/13 in a 5-0 loss vs. NYR

FASTEST TWO GOALS, BOTH TEAMS

0:09	Bryan Trottier (NYI) and Scott
	Stevens (WSH), 4/10/86 in a
	5-2 win vs. NYI

FASTEST TWO GOALS, CAPITALS PLAYER

0:16	Larry Murphy,
	4/10/85 in a 4-3 win vs. NYI

FASTEST TWO GOALS, OPPOSING PLAYER

0:11	Petr Nedved,
	4/17/96 in a 6-4 win at PIT

FASTEST TWO GOALS, TWO CAPITALS PLAYERS

0:32	Craig Laughlin and Dave
	Christian, 4/5/84 in a 6-2 win
	vs. PHI

FASTEST TWO GOALS, OPPOSING PLAYERS

0:07	Marian Gaborik and Brandon
	Dubinsky, 4/20/11

FASTEST THREE GOALS, BOTH TEAMS

1:14	Dave Christian (WSH), Scott
	Stevens (WSH) and Pierre
	Larouche (NYR), 4/25/86
	in a 4-2 loss vs. NYR

FASTEST THREE GOALS, CAPITALS TEAM

2:09	Mike Gartner and Larry
	Murphy (2), 4/10/85 in a 4-3 win
	vs. NYI

FASTEST FOUR GOALS, BOTH TEAMS

2:33	Danny Briere (PHI), Eric Fehr
	(WSH), Scott Hartnell (PHI) and
	Sami Kapanen (PHI), 4/15/08 in
	a 6-3 loss at PHI

INDIVIDUAL – SEASON

MOST GAMES PLAYED

21	12 players, 1998
----	------------------

MOST POINTS

21	Alex Ovechkin, 2009
17	Joe Juneau, 1998
	Adam Oates, 1998
	John Druce, 1990

Playoff Record Book

MOST GOALS

- 14 John Druce, 1990
- 11 Alex Ovechkin, 2009**
- 8 Dino Ciccarelli, 1990

MOST ASSISTS

- 13 Andrei Nikolishin, 1998
- 12 Nicklas Backstrom, 2009**
- 11 Adam Oates, 1998
- Mike Ridley, 1992

MOST PENALTY MINUTES

- 98 Dale Hunter, 1988
- 92 Neil Sheehy, 1990
- 61 Dale Hunter, 1990

MOST POWER-PLAY GOALS

- 8 John Druce, 1990

MOST SHORTHANDED GOALS

- 2 Bob Gould, 1988

MOST GAME-WINNING GOALS

- 5 Joe Juneau, 1998
- John Druce, 1990

BEST PLUS/MINUS RATING

- +10 Alex Ovechkin, 2009**
- +9 Tom Poti, 2010
- Calle Johansson, 1998
- Dave Christian, 1988
- Scott Stevens, 1986

MOST CONSECUTIVE GAMES WITH A POINT

- 9 Nicklas Backstrom, 4/24/09 to 5/11/09 vs. NYR, PIT**
- 7 Geoff Courtnall, 4/13/90 to 4/27/90 vs. NJ, NYR

MOST CONSECUTIVE GAMES WITH A GOAL

- 7 John Druce, 4/15/90 to 5/3/90 vs. NJ, NYR, BOS

MOST CONSECUTIVE GAMES WITH AN ASSIST

- 6 Mike Ridley, 4/21/92 to 5/1/92 vs. PIT
- Scott Stevens, 4/14/87 to 4/9/88 vs. NYI, PHI

GOALTENDER – SEASON

MOST GAMES PLAYED

- 21 Olie Kolzig, 1998
- 14 Braden Holtby, 2012**
- 13 Semyon Varlamov, 2009

MOST MINUTES

- 1,351 Olie Kolzig, 1998
- 922 Braden Holtby, 2012**
- 759 Semyon Varlamov, 2009

MOST WINS

- 12 Olie Kolzig, 1998
- 7 Braden Holtby, 2012**
- Semyon Varlamov, 2009
- Pete Peeters, 1988

MOST SHUTOUTS

- 4 Olie Kolzig, 1998
- 2 Semyon Varlamov, 2009

LOWEST GAA (minimum 60 minutes)

- 1.75 Bob Mason, 1987
- 1.94 Olie Kolzig, 1996
- 1.95 Braden Holtby, 2012**
- Olie Kolzig, 1998

HIGHEST SAVE PERCENTAGE

- .941 Olie Kolzig, 1998
- .937 Bob Mason, 1987
- .935 Braden Holtby, 2012**

MOST SHOTS AGAINST

- 740 Olie Kolzig, 1998
- 459 Braden Holtby, 2012**
- 389 Semyon Varlamov, 2009

MOST SAVES MADE

- 696 Olie Kolzig, 1998
- 429 Braden Holtby, 2012**
- 357 Semyon Varlamov, 2009

MOST CONSECUTIVE STARTS, GOALTENDER

- 38 Olie Kolzig, 4/22/98 to 4/20/03

MOST CONSECUTIVE GAMES PLAYED, GOALTENDER

- 41 Olie Kolzig, 4/24/96 to 4/20/03

MOST CONSECUTIVE WINS, GOALTENDER

- 5 Semyon Varlamov, 4/24/09 to 5/4/09 vs. NYR, PIT

MOST CONSECUTIVE SHUTOUT MINUTES

- 168:42 Olie Kolzig, 5/11/98 to 5/23/98

INDIVIDUAL – SERIES

MOST POINTS

- 14 Alex Ovechkin, 2009 vs. PIT**
- 11 Dino Ciccarelli, 1990 vs. NJ
- John Druce, 1990 vs. NYR
- Mike Ridley, 1992 vs. PIT

MOST GOALS

- 9 John Druce, 1990 vs. NYR

MOST ASSISTS

- 11 Mike Ridley, 1992 vs. PIT

MOST PENALTY MINUTES

- 58 Neil Sheehy, 1990 vs. NYR

MOST POWER-PLAY GOALS

- 5 John Druce, 1990 vs. NYR

MOST SHORTHANDED GOALS

- 2 Bob Gould, 1988 vs. PHI

MOST GAME-WINNING GOALS

- 2 Several times; most recent Jason Chimera, 2011 vs. NYR**

INDIVIDUAL – GAME

MOST POINTS

- 5 Alan Haworth, 4/19/86 vs. NYR

MOST GOALS

- 4 Dino Ciccarelli, 4/25/92 at PIT

MOST ASSISTS

- 4 Andrei Nikolishin, 5/28/98 at BUF
- Scott Stevens, 4/28/88 at NJ

MOST POWER-PLAY GOALS

- 2 Seven times; most recent Steve Konowalchuk, 4/18/01 at PIT

MOST PENALTY MINUTES

- 32 Dale Hunter, 4/22/88 at NJ

MOST POINTS, OPPONENT

- 8 Patrik Sundstrom, 4/22/88 at NJ

MOST GOALS, OPPONENT

- 4 Mark Johnson, 4/22/88 at NJ
- Ray Ferraro, 4/26/93 vs. NYI

MOST ASSISTS, OPPONENT

- 5 Patrik Sundstrom, 4/22/88 at NJ

MOST POWER-PLAY GOALS, OPPONENT

- 3 Mark Johnson, 4/22/88 at NJ

MOST PENALTY MINUTES, OPPONENT

- 37 Jim Korn, 4/28/88 at NJ

GOALTENDER – GAME

MOST SAVES

- 62 Olie Kolzig, 4/24/96 in a 3-2 loss vs. PIT

MOST SHOTS AGAINST IN A REGULATION GAME

- 48 Olie Kolzig, 6/11/98 at DET

MOST SHOTS AGAINST IN AN OVERTIME GAME

- 63 Olie Kolzig, 4/24/96 vs. PIT

INDIVIDUAL – PERIOD

MOST POINTS

- 3 Several times; most recent Jaromir Jagr, 4/12/03 at TB

MOST GOALS

- 3 Dino Ciccarelli, 4/25/92 at PIT

MOST ASSISTS

- 3 Several times; most recent Joe Juneau, 4/19/96 at PIT

MOST PENALTY MINUTES

- 24 Dale Hunter, 4/22/88 at NJ

MOST POINTS, OPPONENT

- 4 Mario Lemieux, 4/23/92 at PIT

MOST GOALS, OPPONENT

- 3 Ray Ferraro, 4/26/93 vs. NYI

MOST ASSISTS, OPPONENT

- 3 Ron Francis, 5/8/95 at PIT
- Brian Leetch, 5/9/94 at NYR
- Paul Coffey, 4/19/91 at PIT

MOST PENALTY MINUTES, OPPONENT

- 27 Jim Korn, 4/28/88 at NJ
- Greg Smyth, 4/14/88 at PHI



WASHINGTON'S **TRUSTED** SOURCE FOR
NEWS, TRAFFIC & WEATHER

**ANY TIME.
WTOP
ANYWHERE.**

ON AIR



103.5 FM | wtop.com
ON AIR. ONLINE. ON THE GO.

 **/wtopnews**

 **@WTOP**

OPPONENTS



Anaheim Ducks

CLUB INFORMATION

Founded 1993-94
Home Arena Honda Center (17,174)
Stanley Cups 2007
Chief Executive Officer Michael Schulman
Executive Vice President/General Manager Bob Murray
Head Coach Bruce Boudreau
Assistant Coaches Brad Lauer, Bob Woods, Scott Niedermayer
Director of Media & Communications Alex Gilchrist
 2012-13 Record 30-12-6 (66 points)
 2012-13 Finish 1st, Pacific Division
 2012-13 Playoffs W. Conf. quarterfinals (def. by DET, 4-3)

Honda Center
 2695 E. Katella Ave.
 Anaheim, CA 92806
 714.940.2900
 Fax: 714.940.2953
<http://ducks.nhl.com>



2013-14 MEETINGS

December 23 at Washington
 March 18 at Anaheim

ALL-TIME SERIES HISTORY

	TOTALS									HOME									AWAY								
YEAR	GP	W	L	T	OT	PTS	GF	GA		GP	W	L	T	OT	PTS	GF	GA		GP	W	L	T	OT	PTS	GF	GA	
93-94	2	2	0	0	-	4	8	2		1	1	0	0	-	2	3	0		1	1	0	0	-	2	5	2	
94-95	Teams did not meet in 1994-95																										
95-96	2	0	1	1	-	1	3	4		1	0	1	0	-	0	1	2		1	0	0	1	-	1	2	2	
96-97	2	0	2	0	-	0	5	9		1	0	1	0	-	0	1	4		1	0	1	0	-	0	4	5	
97-98	2	1	1	0	-	2	7	8		1	1	0	0	-	2	3	2		1	0	1	0	-	0	4	6	
98-99	2	1	1	0	-	2	1	1		1	1	0	0	-	2	1	0		1	0	1	0	-	0	0	1	
99-00	2	0	2	0	0	0	3	12		1	0	1	0	0	0	1	7		1	0	1	0	0	0	2	5	
00-01	2	1	1	0	0	2	4	5		1	0	1	0	0	0	0	2		1	1	0	0	0	2	4	3	
01-02	2	1	1	0	0	2	5	3		1	1	0	0	0	2	4	1		1	0	1	0	0	0	1	2	
02-03	1	0	1	0	0	0	0	3		0	0	0	0	0	0	0	0		1	0	1	0	0	0	0	3	
03-04	1	0	1	0	0	0	2	4		1	0	1	0	0	0	2	4		0	0	0	0	0	0	0	0	
05-06	1	1	0	-	0	2	3	2		0	0	0	-	0	0	0	0		1	1	0	-	0	2	3	2	
06-07	1	0	1	-	0	0	1	6		1	0	1	-	0	0	1	6		0	0	0	-	0	0	0	0	
07-08	Teams did not meet in 2007-08																										
08-09	1	1	0	-	0	2	6	4		0	0	0	-	0	0	0	0		1	1	0	-	0	2	6	4	
09-10	1	1	0	-	0	2	5	1		1	1	0	-	0	2	5	1		0	0	0	-	0	0	0	0	
10-11	2	1	0	-	1	3	8	8		1	0	0	-	1	1	1	2		1	1	0	-	0	2	7	6	
11-12	1	1	0	-	0	2	5	4		1	1	0	-	0	2	5	4		0	0	0	-	0	0	0	0	
12-13	Teams did not meet in 2012-13																										
Totals	25	11	12	1	1	24	66	76		13	6	6	0	1	13	28	35		12	5	6	1	0	11	38	41	

SERIES INFORMATION

All-Time Series (W-L-T-OT)

Current Streak

Last Washington Win

Last Anaheim Win

Last Tie

Last Overtime Game

Overtime Record

Last 10 Games (W-L-T-OT)

Longest Unbeaten Streak

Longest Winning Streak

Longest Winless Streak

Longest Losing Streak

Washington Shutouts (Last)

Anaheim Shutouts (Last)

Last Washington Hat Trick

Last Anaheim Hat Trick

Most Washington Goals

Most Anaheim Goals

Overall

WSH trails, 11-12-1-1

2 WSH wins (2/16/11-11/01/11)

11/01/11 (5-4 ot)

12/15/10 (2-1 ot)

11/29/95 (2-2)

11/01/11 (W, 5-4)

2-1-1

5-4-0-2

3 (10/29/93-11/29/95)

2 (four times)

5 (11/29/95-2/28/97)

4 (12/13/96-2/28/97)

2 (10/10/98)

3 (12/11/02)

A. Semin (2/16/11)

none

7 (2/16/11)

7 (10/19/99)

at Washington

WSH trails, 6-6-0-1

2 WSH wins (2/16/11-11/01/11)

11/01/11 (5-4 ot)

12/15/10 (2-1 ot)

none

12/15/10 (L, 2-1)

1-1-0

4-4-0-2

2 (1/1/98-10/10/98)

2 (1/1/98-10/10/98)

2 (three times)

2 (three times)

2 (10/10/98)

1 (3/13/01)

none

none

5 (1/27/10)

7 (10/19/99)

at Anaheim

WSH trails, 5-6-1-0

3 WSH wins (1/13/06-2/16/11)

2/16/11 (7-6)

12/11/02 (3-0)

11/29/95 (2-2)

1/13/06 (W, 3-2)

1-0-1

3-6-1-0

3 (1/13/06-2/16/11)

3 (1/13/06-2/16/11)

5 (11/29/95-10/28/99)

4 (12/13/96-10/28/99)

none

2 (12/11/02)

A. Semin (2/16/11)

none

7 (11/19/08)

6 (two times)



Anaheim Ducks

2011-12 WASHINGTON CAPITALS VS. ANAHEIM DUCKS

CAPITALS WON SEASON SERIES, 1-0-0 • ANAHEIM 0-0-1

WASHINGTON	DUCKS	CAPITALS	ATTEND	GOALTENDERS	W. GOAL
NOV 1, 2011	4	5 (OT)	18,506	JONAS HILLER / TOMAS VOKOUN	NICKLAS BACKSTROM

CAPITALS	GP	G	A	P	+/-	PIM	PP	SH	GW	EN	S	%	DUCKS	GP	G	A	P	+/-	PIM	PP	SH	GW	EN	S	%
BROOKS LAICH	1	0	3	3	3	0	0	0	0	0	3	0.0	TEEMU SELANNE	1	2	2	4	3	0	0	0	0	0	4	50
NICKLAS BACKSTROM	1	2	0	2	1	0	0	0	1	0	3	66.7	CAM FOWLER	1	0	3	3	0	2	0	0	0	0	0	0.0
JOEL WARD	1	1	1	2	3	0	0	0	0	0	3	33.3	SAKU KOIVU	1	1	1	2	3	0	0	0	0	0	1	100
DENNIS WIDEMAN	1	1	1	2	1	0	0	0	0	0	3	33.3	COREY PERRY	1	1	0	1	-2	2	1	0	0	0	3	33.3
JASON CHIMERA	1	0	2	2	3	0	0	0	0	0	3	0.0	FRAN. BEAUCHEMIN	1	0	0	0	0	0	0	0	0	0	0	0.0
TROY BROUWER	1	1	0	1	-1	0	0	0	0	0	4	25.0	TONI LYDMAN	1	0	0	0	-1	0	0	0	0	0	0	0.0
JOHN ERSKINE	1	0	1	1	1	0	0	0	0	0	2	0.0	MATT BELESKY	1	0	0	0	0	0	0	0	0	0	0	0.0
ALEX OVECHKIN	1	0	1	1	0	0	0	0	0	0	4	0.0	NICK BONINO	1	0	0	0	-2	0	0	0	0	0	0	0.0
JEFF SCHULTZ	1	0	1	1	2	0	0	0	0	0	0	0.0	SHELDON BROOKBANK	1	0	0	0	-2	0	0	0	0	0	0	0.0
KARL ALZNER	1	0	0	0	3	0	0	0	0	0	1	0.0	ANDREW COGLIANO	1	0	0	0	2	0	0	0	0	0	0	0.0
JOHN CARLSON	1	0	0	0	0	0	0	0	0	0	2	0.0	RYAN GETZLAF	1	0	0	0	-2	0	0	0	0	0	0	0.0
CODY EAKIN	1	0	0	0	0	0	0	0	0	0	3	0.0	ANDREW GORDON	1	0	0	0	-1	0	0	0	0	0	0	0.0
ROMAN HAMRLIK	1	0	0	0	-3	0	0	0	0	0	0	0.0	MAXIME MACENAUER	1	0	0	0	-1	2	0	0	0	0	0	0.0
MATT HENDERICKS	1	0	0	0	0	5	0	0	0	0	3	0.0	BRANDON MCMILLAN	1	0	0	0	-2	0	0	0	0	0	0	0.0
MARCUS JOHANSSON	1	0	0	0	-1	0	0	0	0	0	2	0.0	BOBBY RYAN	1	0	0	0	-2	0	0	0	0	0	0	0.0
MIKE KNUBLE	1	0	0	0	-1	0	0	0	0	0	1	0.0	LUCA SBISA	1	0	0	0	-1	0	0	0	0	0	0	0.0
MATHIEU PERREAULT	1	0	0	0	0	0	0	0	0	0	0	0.0	DEVANTE SMITH-PELLY	1	0	0	0	0	0	0	0	0	0	0	0.0
ALEXANDER SEMIN	1	0	0	0	-1	0	0	0	0	0	3	0.0	LUBOMIR VISNOVSKY	1	0	0	0	0	0	0	0	0	0	0	0.0

GOALTENDER	GP	MIN	GA	GAA	SO	W	L	OT	SA	SV%	GOALTENDER	GP	MIN	GA	GAA	SO	W	L	OT	SA	SV%
TOMAS VOKOUN	1	62	4	3.87	0	1	0	0	15	0.733	JONAS HILLER	1	62	5	4.82	0	0	0	1	40	0.875

POWER PLAY	0 - 3 (0%)	PENALTY KILLING	0 - 1 (0%)	POWER PLAY	1-1 (100.0%)	PENALTY KILLING	3-3 (100.0%)
------------	------------	-----------------	------------	------------	--------------	-----------------	--------------



Boston Bruins

CLUB INFORMATION

Founded1924-25
Home ArenaTD Garden (17,565)
Stanley Cups6 (most recent, 2011)
General ManagerPeter Chiarelli
Head CoachClaude Julien
Assistant CoachesDoug Houda, Geoff Ward, Doug Jarvis
Vice President of CommunicationsMatthew Chmura
 2012-13 Record28-14-6 (62 points)
 2012-13 Finish2nd, Northeast Division
 2012-13 Playoffs Stanley Cup Final (def. by CHI, 4-2)

TD Garden
 100 Legends Way
 Boston, MA 02114
 617.624.2327
 Fax: 617.523.7184
 www.bostonbruins.com



2013-14 MEETINGS

March 1 at Boston
 March 6 at Boston
 March 29 at Washington

ALL-TIME SERIES HISTORY

YEAR	GP	W	L	TOTALS		PTS	GF	GA	GP	W	L	HOME		PTS	GF	GA	GP	W	L	AWAY		PTS	GF	GA
				T	OT							T	OT							T	OT			
74-75	5	0	4	1	-	1	10	41	2	0	1	1	-	1	3	11	3	0	3	0	-	0	7	30
75-76	5	0	4	1	-	1	14	20	3	0	2	1	-	1	9	13	2	0	2	0	-	0	5	7
76-77	5	0	4	1	-	1	12	20	2	0	2	0	-	0	3	7	3	0	2	1	-	1	9	13
77-78	5	0	4	1	-	1	10	25	3	0	2	1	-	1	9	15	2	0	2	0	-	0	1	10
78-79	4	0	3	1	-	1	10	20	2	0	1	1	-	1	6	9	2	0	2	0	-	0	4	11
79-80	4	1	2	1	-	3	13	15	2	1	1	0	-	2	8	9	2	0	1	1	-	1	5	6
80-81	4	1	2	1	-	3	9	18	2	0	1	1	-	1	3	9	2	1	1	0	-	2	6	9
81-82	3	0	3	0	-	0	8	16	1	0	1	0	-	0	4	7	2	0	2	0	-	0	4	9
82-83	3	3	0	0	-	6	12	8	2	2	0	0	-	4	10	7	1	1	0	0	-	2	2	1
83-84	3	1	2	0	-	2	5	9	1	0	1	0	-	0	1	4	2	1	1	0	-	2	4	5
84-85	3	2	1	0	-	4	12	8	2	1	1	0	-	2	7	4	1	1	0	0	-	2	5	4
85-86	3	2	0	1	-	5	10	6	1	1	0	0	-	2	6	3	2	1	0	1	-	3	4	3
86-87	3	1	1	1	-	3	8	8	2	1	0	1	-	3	6	5	1	0	1	0	-	0	2	3
87-88	3	2	1	0	-	4	10	5	1	1	0	0	-	2	4	1	2	1	1	0	-	2	6	4
88-89	3	1	1	1	-	3	11	7	2	0	1	1	-	1	4	5	1	1	0	0	-	2	7	2
89-90	3	1	2	0	-	2	13	13	1	0	1	0	-	0	3	5	2	1	1	0	-	2	10	8
90-91	3	1	1	1	-	3	11	11	2	0	1	1	-	1	6	8	1	1	0	0	-	2	5	3
91-92	3	1	1	1	-	3	12	12	2	1	1	0	-	2	7	7	1	0	0	1	-	1	5	5
92-93	3	1	2	0	-	2	13	11	1	1	0	0	-	2	6	2	2	0	2	0	-	0	7	9
93-94	4	0	4	0	-	0	10	23	2	0	2	0	-	0	5	9	2	0	2	0	-	0	5	14
94-95	3	2	0	1	-	5	6	3	1	1	0	0	-	2	2	1	2	1	0	1	-	3	4	2
95-96	4	2	2	0	-	4	11	11	2	0	2	0	-	0	5	9	2	2	0	0	-	4	6	2
96-97	4	1	1	2	-	4	11	11	2	0	0	2	-	2	5	5	2	1	1	0	-	2	6	6
97-98	4	1	2	1	-	3	5	7	2	1	1	0	-	2	4	4	2	0	1	1	-	1	1	3
98-99	4	1	3	0	-	2	13	14	2	1	1	0	-	2	6	5	2	0	2	0	-	0	7	9
99-00	4	1	1	2	0	4	7	7	2	0	1	1	0	1	2	5	2	1	0	1	0	3	5	2
00-01	4	2	1	1	0	5	7	7	2	1	0	1	0	3	4	3	2	1	1	0	0	2	3	4
01-02	4	2	2	0	0	4	7	12	2	2	0	0	0	4	3	1	2	0	2	0	0	0	4	11
02-03	4	1	1	1	1	4	14	18	2	1	1	0	0	2	7	10	2	0	0	1	1	2	7	8
03-04	4	1	2	1	0	3	12	14	2	1	1	0	0	2	7	8	2	0	1	1	0	1	5	6
05-06	4	1	2	-	1	3	9	11	2	0	1	-	1	1	5	7	2	1	1	-	0	2	4	4
06-07	4	0	0	-	4	4	9	10	2	0	0	-	2	2	4	4	2	0	0	-	2	2	5	6
07-08	4	2	2	-	0	4	13	7	2	2	0	-	0	4	12	3	2	0	2	-	0	0	1	4
08-09	4	3	0	-	1	7	11	8	2	2	0	-	0	4	5	2	2	1	0	-	1	3	6	6
09-10	4	3	0	-	1	7	14	8	2	1	0	-	1	3	6	6	2	2	0	-	0	4	8	2
10-11	4	1	3	-	0	2	9	13	2	1	1	-	0	2	6	6	2	0	2	-	0	0	3	7
11-12	4	3	1	-	0	6	13	12	2	1	1	-	0	2	6	7	2	2	0	-	0	4	7	5
12-13	3	2	1	-	0	4	8	9	2	2	0	-	0	4	7	5	1	0	1	-	0	0	1	4
Totals	142	47	66	21	8	123	392	478	71	26	29	12	4	68	206	231	71	21	37	9	4	55	186	247

SERIES INFORMATION

All-Time Series (W-L-T-OT)
 Current Streak
 Last Washington Win
 Last Boston Win
 Last Tie
 Last Overtime Game
 Overtime Record
 Last 10 Games (W-L-OT)
 Longest Unbeaten Streak
 Longest Winning Streak
 Longest Winless Streak
 Longest Losing Streak
 Washington Shutouts (Last)
 Boston Shutouts (Last)
 Last Washington Hat Trick
 Last Boston Hat Trick
 Most Washington Goals
 Most Boston Goals

Overall

WSH trails, 47-66-21-8
 1 WSH wins (4/27/13)
 4/27/12 (3-2 ot)
 3/16/13 (4-1)
 4/1/04 (3-3)
 4/27/13 (W, 3-2)
 9-8-21
 6-4-0
 4 (four times)
 4 (2/28/09-4/5/10)
 26 (11/7/74-11/15/79)
 6 (two times)
 5 (1/14/02)
 7 (1/3/08)
 M. Perreault (1/24/12)
 C. Neely (1/2/94)
 10 (3/3/08)
 12 (12/14/74)

at Washington

WSH trails, 26-29-12-4
 2 WSH win (3/5/13-4/27/13)
 4/27/12 (3-2 ot)
 2/5/12 (4-1)
 1/20/03 (3-3)
 4/27/13 (W, 3-2)
 5-4-12
 7-2-1
 5 (two times)
 5 (3/3/08-4/5/10)
 13 (1/7/75-10/13/79)
 5 (12/29/03-2/6/07)
 1 (1/14/02)
 3 (2/25/00)
 M. Perreault (1/24/12)
 R. Middleton (12/23/81)
 10 (3/3/08)
 8 (3/4/75)

at Boston

WSH trails, 21-37-9-4
 1 BOS win (3/16/13)
 3/29/12 (3-2 so)
 3/16/13 (4-1)
 4/1/04 (3-3)
 3/29/12 (W, 3-2 so)
 4-4-9
 5-4-1
 4 (two times)
 3 (three times)
 15 (11/7/74-12/7/80)
 6 (two times)
 4 (12/2/00)
 4 (1/3/08)
 C. Clark (3/15/07)
 C. Neely (1/2/94)
 7 (two times)
 12 (12/14/74)



Boston Bruins

2012-13 WASHINGTON CAPITALS VS. BOSTON BRUINS

CAPITALS WON SEASON SERIES, 2-1-0 • BOSTON 1-0-2

BOSTON	BRUINS	CAPITALS	ATTEND	GOALTENDERS	W. GOAL
MAR 16, 2013	4	1	17,565	ANTON KHUDOBIN / MICHAL NEUVIRTH	DAVID KREJCI

WASHINGTON	BRUINS	CAPITALS	ATTEND	GOALTENDERS	W. GOAL
MAR 5, 2013	3	4	18,506	BRADEN HOLTBY / TUUKKA RASK	ERIC FEHR
APR 27, 2013	2	3	18,506	BRADEN HOLTBY / TUUKKA RASK	ERIC FEHR

CAPITALS	GP	G	A	P	+/-	PIM	PP	SH	GW	EN	S	%	BRUINS	GP	G	A	P	+/-	PIM	PP	SH	GW	EN	S	%
ERIC FEHR	3	2	2	4	2	0	1	0	2	0	6	33.3	DAVID KREJCI	3	1	5	6	4	2	0	0	1	0	6	16.7
MIKE GREEN	1	2	1	3	-1	2	2	0	0	0	9	22.2	MILAN LUCIC	3	1	5	6	4	0	0	0	0	0	8	12.5
MIKE RIBEIRO	3	1	2	3	-1	5	0	0	0	0	5	20.0	NATHAN HORTON	2	1	3	4	3	5	0	0	0	0	2	50.0
NICKLAS BACKSTROM	3	0	3	3	1	0	0	0	0	0	6	0.0	ANDREW FERENC	3	2	0	2	2	0	0	0	0	0	5	40.0
ALEX OVECHKIN	3	0	3	3	0	6	0	0	0	0	11	0.0	ZDENO CHARA	3	1	1	2	1	6	0	0	0	0	8	12.5
TOMAS KUNDRATEK	1	1	1	2	2	0	0	0	0	0	1	100.0	RICH PEVERLEY	3	1	1	2	0	2	1	0	0	0	7	14.3
WOJTEK WOLSKI	1	1	0	1	2	0	0	0	0	0	2	50.0	DOUGIE HAMILTON	2	1	0	1	-1	0	1	0	0	0	3	33.3
MARCUS JOHANSSON	2	1	0	1	1	0	0	0	0	0	6	16.7	BRAD MARCHAND	3	1	0	1	0	9	0	1	0	0	6	16.7
TROY BROUWER	2	0	1	1	-2	0	0	0	0	0	7	0.0	CARL SODERBERG	1	0	0	0	0	0	0	0	0	0	1	0.0
STEVEN OLEKSY	3	0	1	1	0	0	0	0	0	0	6	0.0	CHRIS BOURQUE	1	0	0	0	-2	0	0	0	0	0	0	0.0
JEFF SCHULTZ	1	0	0	0	0	0	0	0	0	0	0	0.0	PATRICE BERGERON	3	0	0	0	-1	0	0	0	0	0	5	0.0
JOEY CRABB	2	0	0	0	-1	0	0	0	0	0	1	0.0	DANIEL PAILLE	3	0	0	0	0	0	0	0	0	0	8	0.0
MATT HENDRICKS	3	0	0	0	-2	12	0	0	0	0	8	0.0	JOHNNY BOYCHUK	3	0	0	0	0	0	0	0	0	0	7	0.0
AARON VOLPATTI	3	0	0	0	-1	0	0	0	0	0	0	0.0	GREGORY CAMPBELL	3	0	0	0	0	0	0	0	0	0	2	0.0
JOEL WARD	2	0	0	0	0	0	0	0	0	0	1	0.0	DENNIS SEIDENBERG	3	0	0	0	-1	0	0	0	0	0	7	0.0
MARTIN ERAT	1	0	0	0	-1	0	0	0	0	0	2	0.0	CHRIS KELLY	2	0	0	0	-3	0	0	0	0	0	4	0.0
JOHN CARLSON	3	0	0	0	-2	0	0	0	0	0	2	0.0	TYLER SEGUIN	3	0	0	0	-1	2	0	0	0	0	13	0.0
JOHN ERSKINE	2	0	0	0	-2	5	0	0	0	0	0	0.0	JORDAN CARON	1	0	0	0	0	0	0	0	0	0	2	0.0
JACK HILLEN	2	0	0	0	-1	2	0	0	0	0	2	0.0	SHAWN THORNTON	3	0	0	0	0	9	0	0	0	0	5	0.0
JASON CHIMERA	3	0	0	0	0	2	0	0	0	0	13	0.0	KASPARS DAUGAVINS	1	0	0	0	0	0	0	0	0	0	2	0.0
JAY BEAGLE	3	0	0	0	-1	0	0	0	0	0	5	0.0	WADE REDDEN	1	0	0	0	0	0	0	0	0	0	1	0.0
TOM POTI	2	0	0	0	2	0	0	0	0	0	0	0.0	JAY PANDOLFO	1	0	0	0	0	0	0	0	0	0	0	0.0
KARL ALZNER	3	0	0	0	0	0	0	0	0	0	2	0.0	ADAM MCQUAID	3	0	0	0	2	13	0	0	0	0	3	0.0
MATHIEU PERREAULT	2	0	0	0	-1	0	0	0	0	0	1	0.0													

GOALTENDER	GP	MIN	GA	GAA	SO	W	L	OT	SA	SV%	GOALTENDER	GP	MIN	GA	GAA	SO	W	L	OT	SA	SV%
BRADEN HOLTBY	2	123	5	2.42	0	2	0	0	67	.925	ANTON KHUDOBIN	1	60	1	1.00	0	1	0	0	33	.970
MICHAL NEUVIRTH	1	60	4	4.00	0	0	1	0	38	.895	TUUKKA RASK	2	123	7	3.39	0	0	0	2	63	.889

POWER PLAY	3 - 12 (25%)	PENALTY KILLING	3 - 5 (60%)	POWER PLAY	2 - 5 (40%)	PENALTY KILLING	9 - 12 (75%)
------------	--------------	-----------------	-------------	------------	-------------	-----------------	--------------

Buffalo Sabres

CLUB INFORMATION

Founded1970-71
Home ArenaFirst Niagara Center (19,039)
Stanley Cupsnone
General ManagerDarcy Regier
Head CoachRon Rolston
Assistant CoachesTeppo Numminen, Joe Sacco
V.P., Public & Community RelationsMichael Gilbert
 2012-13 Record21-21-6 (48 points)
 2012-13 Finish5th, Northeast Division
 2012-13 PlayoffsDNQ

First Niagara Center
 One Seymour H. Knox III Plaza
 Buffalo, NY 14203
 716.855.4100
 Fax: 716.855.4110
 www.sabres.com



2013-14 MEETINGS

Dec. 29 at Buffalo
 Jan. 12 at Washington
 Jan. 28 at Buffalo

ALL-TIME SERIES HISTORY

	TOTALS								HOME								AWAY							
YEAR	GP	W	L	T	OT	PTS	GF	GA	GP	W	L	T	OT	PTS	GF	GA	GP	W	L	T	OT	PTS	GF	GA
74-75	5	0	5	0	-	0	12	34	3	0	3	0	-	0	7	18	2	0	2	0	-	0	5	16
75-76	5	0	4	1	-	1	14	32	2	0	1	1	-	1	5	8	3	0	3	0	-	0	9	24
76-77	5	1	4	0	-	2	11	18	2	0	2	0	-	0	4	9	3	1	2	0	-	2	7	9
77-78	5	1	3	1	-	3	17	23	3	1	1	1	-	3	14	14	2	0	2	0	-	0	3	9
78-79	4	0	3	1	-	1	9	17	2	0	2	0	-	0	4	8	2	0	1	1	-	1	5	9
79-80	4	0	4	0	-	0	7	19	2	0	2	0	-	0	4	11	2	0	2	0	-	0	3	8
80-81	4	0	2	2	-	2	13	19	2	0	1	1	-	1	7	10	2	0	1	1	-	1	6	9
81-82	3	0	3	0	-	0	7	12	1	0	1	0	-	0	2	4	2	0	2	0	-	0	5	8
82-83	3	0	3	0	-	0	6	16	2	0	2	0	-	0	4	13	1	0	1	0	-	0	2	3
83-84	3	0	2	1	-	1	6	11	1	0	1	0	-	0	2	4	2	0	1	1	-	1	4	7
84-85	3	1	2	0	-	2	5	9	2	1	1	0	-	2	3	6	1	0	1	0	-	0	2	3
85-86	3	1	1	1	-	3	7	7	1	0	0	1	-	1	2	2	2	1	1	0	-	2	5	5
86-87	3	1	2	0	-	2	8	12	2	0	2	0	-	0	5	10	1	1	0	0	-	2	3	2
87-88	3	0	2	1	-	1	11	14	1	0	0	1	-	1	3	3	2	0	2	0	-	0	8	11
88-89	3	3	0	0	-	6	17	9	2	2	0	0	-	4	11	5	1	1	0	0	-	2	6	4
89-90	3	1	1	1	-	3	10	8	1	0	0	1	-	1	1	1	2	1	1	0	-	2	9	7
90-91	3	0	3	0	-	0	6	13	2	0	2	0	-	0	4	8	1	0	1	0	-	0	2	5
91-92	3	1	1	1	-	3	8	10	1	1	0	0	-	2	3	1	2	0	1	1	-	1	5	9
92-93	4	2	2	0	-	4	14	13	2	2	0	0	-	4	10	5	2	0	2	0	-	0	4	8
93-94	4	2	1	1	-	5	12	15	2	1	0	1	-	3	7	6	2	1	1	0	-	2	5	9
94-95	3	1	2	0	-	2	6	4	2	1	1	0	-	2	5	2	1	0	1	0	-	0	1	2
95-96	4	2	1	1	-	5	10	6	2	1	1	0	-	2	3	3	2	1	0	1	-	3	7	3
96-97	4	1	2	1	-	3	12	13	2	0	2	0	-	0	2	8	2	1	0	1	-	3	10	5
97-98	4	2	2	0	-	4	11	12	2	1	1	0	-	2	6	5	2	1	1	0	-	2	5	7
98-99	4	2	2	0	-	4	4	6	2	1	1	0	-	2	3	3	2	1	1	0	-	2	1	3
99-00	4	2	1	1	0	5	8	9	2	1	0	1	0	3	3	2	2	1	1	0	0	2	5	7
00-01	4	1	2	1	0	3	8	8	2	0	1	1	0	1	4	5	2	1	1	0	0	2	4	3
01-02	4	2	1	0	1	5	11	12	2	0	1	0	1	1	4	8	2	2	0	0	0	4	7	4
02-03	4	3	1	0	0	6	12	10	2	2	0	0	0	4	7	5	2	1	1	0	0	2	5	5
03-04	4	0	4	0	0	0	4	21	2	0	2	0	0	0	1	9	2	0	2	0	0	0	3	12
05-06	4	1	3	-	0	2	14	19	2	0	2	-	0	0	6	9	2	1	1	-	0	2	8	10
06-07	4	1	3	-	0	2	12	17	2	1	1	-	0	2	7	6	2	0	2	-	0	0	5	11
07-08	4	1	3	-	0	2	10	16	2	0	2	-	0	0	4	8	2	1	1	-	0	2	6	8
08-09	4	2	1	-	1	5	11	14	2	1	0	-	1	3	7	7	2	1	1	-	0	2	4	7
09-10	4	3	1	-	0	6	10	6	2	2	0	-	0	4	7	2	2	1	1	-	0	2	3	4
10-11	4	3	0	-	1	7	13	10	2	2	0	-	0	4	9	6	2	1	0	-	1	3	4	4
11-12	4	1	3	-	0	2	7	15	2	1	1	-	0	2	4	6	2	0	2	-	0	0	3	9
12-13	3	3	0	-	0	6	12	8	2	2	0	-	0	4	8	5	1	1	0	-	0	2	4	3
Totals	143	45	80	15	3	108	375	517	72	24	37	9	2	59	192	245	71	21	43	6	1	49	183	272

SERIES INFORMATION

All-Time Series (W-L-T-OT)

Current Streak
 Last Washington Win
 Last Buffalo Win
 Last Tie
 Last Overtime Game
 Overtime Record
 Last 10 Games (W-L-OT)
 Longest Unbeaten Streak
 Longest Winning Streak
 Longest Winless Streak
 Longest Losing Streak
 Washington Shutouts (Last)
 Buffalo Shutouts (Last)
 Last Washington Hat Trick
 Last Buffalo Hat Trick
 Most Washington Goals
 Most Buffalo Goals

Overall

WSH trails, 45-80-15-3
 3 WSH wins (1/27/13-3/30/13)
 3/30/13 (4-3)
 03/27/12 (5-1)
 12/20/00 (2-2)
 3/30/13 (W, 4-3 so)
 2-3-15
 7-3-0
 4 (three times)
 3 (three times)
 22 (11/11/78-11/16/84)
 10 (1/24/81-1/7/84)
 3 (11/25/09)
 12 (12/9/09)
 J. Svejkovsky (4/13/97)
 T. Pyatt (11/17/05)
 8 (4/13/97)
 14 (12/21/75)

at Washington

WSH trails, 24-37-9-2
 2 WSH wins (1/27/13-3/17/13)
 3/17/13 (5-3)
 03/27/12 (5-1)
 12/20/00 (2-2)
 4/2/11 (W, 5-4 ot)
 0-2-9
 8-1-1
 5 (10/5/91-2/20/94)
 4 (two times)
 10 (11/11/78-1/7/84)
 5 (1/24/81-1/7/84)
 2 (11/25/09)
 8 (4/7/07)
 none
 M. Satan (3/1/98)
 7 (12/2/06)
 9 (two times)

at Buffalo

WSH trails, 21-43-6-1
 1 WSH win (3/30/13)
 3/30/13 (4-3)
 12/26/11 (4-2)
 2/2/97 (2-2)
 3/30/13 (W, 4-3 so)
 2-1-6
 5-4-1
 4 (12/8/95-4/13/97)
 2 (two times)
 14 (11/20/77-11/16/84)
 7 (11/20/74-12/26/76)
 1 (10/23/98)
 4 (12/9/09)
 J. Svejkovsky (4/13/97)
 T. Pyatt (11/17/05)
 8 (4/13/97)
 14 (12/21/75)



Buffalo Sabres

2012-13 WASHINGTON CAPITALS VS. BUFFALO SABRES

CAPITALS WON SEASON SERIES 3-0-0 • BUFFALO 0-2-1

BUFFALO	SABRES	CAPITALS	ATTEND	GOALTENDERS	W.GOAL
MAR. 30, 2013	3	4	19,070	BRADEN HOLTBY/JHONAS ENROTH	MATT HENDRICKS

WASHINGTON	SABRES	CAPITALS	ATTEND	GOALTENDERS	W.GOAL
JAN. 27, 2013	2	3	18,506	MICHAEL NEUVIRTH/RYAN MILLER	ALEX OVECHKIN
MAR. 17, 2013	3	5	18,506	BRADEN HOLTBY/RYAN MILLER	MARCUS JOHANSSON

CAPITALS	GP	G	A	P	+/-	PIM	PP	SH	GW	EN	S	%	SABRES	GP	G	A	P	+/-	PIM	PP	SH	GW	EN	S	%
TROY BROUWER	3	2	2	4	1	0	1	1	0	0	10	20.0	TYLER ENNIS	3	1	4	5	3	2	0	0	0	0	10	10.0
JOEL WARD	3	1	3	4	4	0	0	0	0	0	4	25.0	MARCUS FOLIGNO	3	1	2	3	1	0	0	0	0	0	5	20.0
MIKE RIBEIRO	3	0	4	4	2	0	0	0	0	0	5	0.0	CODY HODGSON	3	2	0	2	-3	0	1	0	0	0	4	50.0
ALEX OVECHKIN	3	3	0	3	0	2	2	0	1	0	20	15.0	VILLE LEINO	2	2	0	2	1	2	1	0	0	0	3	66.7
JASON CHIMERA	3	1	2	3	3	2	0	0	0	0	8	12.5	ANDREJ SEKERA	2	0	2	2	-1	2	0	0	0	0	1	0.0
MIKE GREEN	2	1	2	3	0	0	0	0	0	0	7	14.3	JASON POMINVILLE	3	0	2	2	-2	0	0	0	0	0	4	0.0
NICKLAS BACKSTROM	3	0	3	3	1	0	0	0	0	0	2	0.0	BRIAN FLYNN	2	1	0	1	0	0	0	0	0	0	3	33.3
MARCUS JOHANSSON	2	1	1	2	0	0	0	0	1	0	5	20.0	CHRISTIAN EHRHOFF	3	1	0	1	-1	2	0	0	0	0	4	25.0
MATHIEU PERREAULT	3	1	1	2	1	0	0	0	0	0	3	33.3	JOCHEN HECHT	3	0	1	1	-1	0	0	0	0	0	2	0.0
JOHN ERSKINE	1	1	0	1	1	2	0	0	0	0	3	33.3	DREW STAFFORD	3	0	1	1	-1	0	0	0	0	0	12	0.0
BROOKS LAICH	1	0	1	1	-1	0	0	0	0	0	0	0.0	THOMAS VANEK	1	0	1	1	0	0	0	0	0	0	3	0.0
WOJTEK WOLSKI	2	0	0	0	-1	0	0	0	0	0	5	0.0	STEVE OTT	3	0	1	1	-1	6	0	0	0	0	5	0.0
ERIC FEHR	2	0	0	0	-1	0	0	0	0	0	3	0.0	TYLER MYERS	3	0	1	1	0	4	0	0	0	0	2	0.0
JOEY CRABB	2	0	0	0	-1	2	0	0	0	0	1	0.0	ROBYN REGEHR	3	0	0	0	-1	0	0	0	0	0	2	0.0
MATT HENDRICKS	3	0	0	0	0	0	0	0	0	0	2	0.0	JOHN SCOTT	1	0	0	0	0	0	0	0	0	0	1	0.0
JACK HILLEN	2	0	0	0	-1	4	0	0	0	0	0	0.0	MIKE WEBER	2	0	0	0	0	4	0	0	0	0	0	0.0
TOM POTI	1	0	0	0	-1	0	0	0	0	0	0	0.0	NATHAN GERBE	3	0	0	0	-3	2	0	0	0	0	5	0.0
TOMAS KUNDRATEK	1	0	0	0	0	0	0	0	0	0	0	0.0	PATRICK KALETA	2	0	0	0	1	0	0	0	0	0	0	0.0
JOHN CARLSON	3	0	0	0	1	2	0	0	0	0	6	0.0	KEVIN PORTER	2	0	0	0	-2	0	0	0	0	0	0	0.0
JAY BEAGLE	3	0	0	0	-1	0	0	0	0	0	4	0.0	ALEXANDER SULZER	1	0	0	0	0	2	0	0	0	0	2	0.0
KARL ALZNER	3	0	0	0	0	0	0	0	0	0	1	0.0	MIKHAIL GRIGORENKO	1	0	0	0	0	0	0	0	0	0	2	0.0
JEFF SCHULTZ	3	0	0	0	2	0	0	0	0	0	2	0.0	MATT ELLIS	1	0	0	0	0	0	0	0	0	0	0	0.0
													MARK PYSYK	2	0	0	0	-1	0	0	0	0	0	2	0.0
													JORDAN LEOPOLD	2	0	0	0	1	0	0	0	0	0	5	0.0
GOALTENDER	GP	MIN	GA	GAA	SO	W	L	OT	SA	SV%	GOALTENDER	GP	MIN	GA	GAA	SO	W	L	OT	SA	SV%				
BRADEN HOLTBY	2	124	6	2.90	0	2	0	0	53	0.887	JHONAS ENROTH	1	65	3	2.77	0	0	0	1	38	.921				
MICHAL NEUVIRTH	1	60	2	2.00	0	1	0	0	24	0.917	RYAN MILLER	2	117	8	4.09	0	0	2	0	55	.855				
POWER PLAY	3-11 (27.3%)			PENALTY KILLING			5-7 (71.4%)			POWER PLAY	2 - 7 (28.6%)			PENALTY KILLING			8 - 11 (72.7%)								

Calgary Flames

CLUB INFORMATION

Founded1972-73 (Atlanta), 1980-91 (Calgary)
Home ArenaScotiabank Saddledome (19,289)
Stanley Cups1 (1989)
President & Chief Executive Officer.....Ken King
General ManagerJay Feaster
Head CoachBob Hartley
Associate CoachJacques Cloutier
Assistant CoachMartin Gelinas
Vice-President of Communications.....Peter Hanlon
 2012-13 Record19-25-4 (42 points)
 2012-13 Finish.....4th, Northwest Division
 2012-13 Playoffs.....DNQ

Scotiabank Saddledome
 P.O. Box 1540 Station M
 Calgary, Alberta T2P 3B9
 403.777.2177
 Fax: 403.777.2195
 www.calgaryflames.com



2013-14 MEETINGS

Oct. 3 at Washington
 Oct. 26 at Calgary

ALL-TIME SERIES HISTORY

YEAR	TOTALS									HOME									AWAY								
	GP	W	L	T	OT	PTS	GF	GA		GP	W	L	T	OT	PTS	GF	GA		GP	W	L	T	OT	PTS	GF	GA	
74-75	4	0	3	1	-	1	5	14		2	0	1	1	-	-	1	2	7		2	0	2	0	-	0	3	7
75-76	4	0	4	0	-	0	4	18		2	0	2	0	-	-	0	2	7		2	0	2	0	-	0	2	11
76-77	4	1	3	0	-	2	10	22		2	1	1	0	-	-	2	8	9		2	0	2	0	-	0	2	13
77-78	4	2	1	1	-	5	13	11		2	1	0	1	-	-	3	6	4		2	1	1	0	-	2	7	7
78-79	4	1	2	1	-	3	17	21		2	1	1	0	-	-	2	11	13		2	0	1	1	-	1	6	8
79-80	4	0	3	1	-	1	8	15		2	0	1	1	-	-	1	6	8		2	0	2	0	-	0	2	7
80-81	4	1	3	0	-	2	9	19		2	1	1	0	-	-	2	7	8		2	0	2	0	-	0	2	11
81-82	3	3	0	0	-	6	22	12		2	2	0	0	-	-	4	17	9		1	1	0	0	-	2	5	3
82-83	3	2	1	0	-	4	12	11		1	1	0	0	-	-	2	5	3		2	1	1	0	-	2	7	8
83-84	3	2	1	0	-	4	12	7		2	2	0	0	-	-	4	10	4		1	0	1	0	-	0	2	3
84-85	3	2	1	0	-	4	11	11		1	1	0	0	-	-	2	4	3		2	1	1	0	-	2	7	8
85-86	3	0	3	0	-	0	9	13		2	0	2	0	-	-	0	7	9		1	0	1	0	-	0	2	4
86-87	3	1	2	0	-	2	9	12		1	0	1	0	-	-	0	3	6		2	1	1	0	-	2	6	6
87-88	3	1	2	0	-	2	11	17		2	1	1	0	-	-	2	9	9		1	0	1	0	-	0	2	8
88-89	3	0	2	1	-	1	5	10		1	0	1	0	-	-	0	1	2		2	0	1	1	-	1	4	8
89-90	3	1	0	2	-	4	11	8		2	1	0	1	-	-	3	8	5		1	0	0	1	-	1	3	3
90-91	3	1	2	0	-	2	10	19		1	1	0	0	-	-	2	4	2		2	0	2	0	-	0	6	17
91-92	3	2	0	1	-	5	13	7		2	2	0	0	-	-	4	9	3		1	0	0	1	-	1	4	4
92-93	2	1	1	0	-	2	7	7		1	0	1	0	-	-	0	4	6		1	1	0	0	-	2	3	1
93-94	2	0	1	1	-	1	6	7		1	0	0	1	-	-	1	4	4		1	0	1	0	-	0	2	3
94-95	Teams did not meet in 1994-95																										
95-96	2	1	0	1	-	3	7	6		1	1	0	0	-	-	2	3	2		1	0	0	1	-	1	4	4
96-97	2	1	1	0	-	2	4	6		1	1	0	0	-	-	2	2	1		1	0	1	0	-	0	2	5
97-98	2	1	1	0	-	2	7	5		1	1	0	0	-	-	2	5	2		1	0	1	0	-	0	2	3
98-99	2	0	1	1	-	1	4	5		1	0	1	0	-	-	0	4	5		1	0	0	1	-	1	0	0
99-00	1	1	0	0	0	2	2	1		1	1	0	0	0	0	2	2	1		0	0	0	0	0	0	0	0
00-01	1	0	0	1	0	1	4	4		0	0	0	0	0	0	0	0	0		1	0	0	1	0	1	4	4
01-02	1	1	0	0	0	2	3	2		1	1	0	0	0	0	2	3	2		0	0	0	0	0	0	0	0
02-03	2	2	0	0	0	4	8	3		1	1	0	0	0	0	2	4	2		1	1	0	0	0	2	4	1
03-04	1	0	0	1	0	1	3	3		1	0	0	1	0	0	1	3	3		0	0	0	0	0	0	0	0
05-06	Teams did not meet in 2005-06																										
06-07	1	1	0	-	0	2	4	2		0	0	0	-	0	-	0	0	0		1	1	0	-	0	2	4	2
07-08	1	1	0	-	0	2	3	2		1	1	0	-	0	-	2	3	2		0	0	0	-	0	0	0	0
08-09	1	0	1	-	0	0	1	2		0	0	0	-	0	-	0	0	0		1	0	1	-	0	0	1	2
09-10	1	0	1	-	0	0	3	5		1	0	1	-	0	-	0	3	5		0	0	0	-	0	0	0	0
10-11	1	1	0	-	0	2	7	2		0	0	0	-	0	-	0	0	0		1	1	0	-	0	2	7	2
11-12	1	1	0	-	0	2	3	1		1	1	0	-	0	-	2	3	1		0	0	0	-	0	0	0	0
12-13	Teams did not meet in 2012-13																										
Totals	85	32	40	13	0	77	267	310		44	23	15	6	0		52	162	147		41	9	25	7	0	25	10	163

SERIES INFORMATION

	Overall	at Washington	at Calgary
All-Time Series (W-L-T-OT)	WSH trails, 32-40-13-0	WSH leads, 23-15-6-0	WSH trails, 9-25-7-0
Current Streak	2 WSH win (10/30/10-1/3/2012)	1 WSH win (1/3/12)	1 WSH win (10/30/10)
Last Washington Win	1/3/12 (3-1)	1/3/12 (3-1)	10/30/10 (7-2)
Last Calgary Win	3/28/10 (5-3)	3/28/10 (5-3)	10/21/08 (2-1)
Last Tie	1/14/04 (3-3)	1/14/04 (3-3)	2/13/01 (4-4)
Last Overtime Game	1/14/04 (T, 3-3)	1/14/04 (T, 3-3)	2/13/01 (T, 4-4)
Overtime Record	2-0-13	2-0-6	0-0-7
Last 10 Games (W-L-T-OT)	7-2-1-0	7-2-1-0	3-3-3-1
Longest Unbeaten Streak	8 (1/26/00-3/12/08)	6 (12/2/81-10/30/84)	4 (10/30/98-10/30/06)
Longest Winning Streak	4 (12/2/81-11/16/82)	6 (12/2/81-10/30/84)	2 (3/20/03-10/30/06)
Longest Winless Streak	8 (11/12/74-3/28/76)	4 (two times)	7 (two times)
Longest Losing Streak	7 (11/13/74-3/28/76)	4 (11/9/85-12/8/87)	6 (11/13/74-11/24/76)
Washington Shutouts (Last)	1 (10/30/98)	none	1 (10/30/98)
Calgary Shutouts (Last)	6 (10/30/98)	1 (3/23/75)	5 (10/30/98)
Last Washington Hat Trick	D. Christian (12/8/87)	D. Christian (12/8/87)	A. Haworth (2/24/83)
Last Calgary Hat Trick	T. Lysiak (10/14/78)	T. Lysiak (10/14/78)	none
Most Washington Goals	9 (12/2/81)	9 (12/2/81)	7 (10/30/10)
Most Calgary Goals	9 (10/27/90)	7 (11/14/78)	9 (10/27/90)



Calgary Flames

2011-12 WASHINGTON CAPITALS VS. CALGARY FLAMES

CAPITALS WON SEASON SERIES 1-0-0 • CALGARY 0-1-0

WASHINGTON	FLAMES				CAPITALS				ATTEND				GOALTENDERS				W.GOAL								
JAN. 3, 2012	1				3				18,506				TOMAS VOKOUN/MIIKKA KIPRUSOFF				TROY BROUWER								
CAPITALS	GP	G	A	P	+/-	PIM	PP	SH	GW	EN	S	%	FLAMES	GP	G	A	P	+/-	PIM	PP	SH	GW	EN	S	%
NICKLAS BACKSTROM	1	0	3	3	1	0	0	0	0	0	1	0.0	CURTIS GLENCROSS	1	1	0	1	1	0	0	0	0	0	2	50.0
ALEX OVECHKIN	1	1	1	2	0	0	1	0	0	0	3	33.3	TJ BRODIE	1	0	1	1	1	0	0	0	0	0	2	0.0
MARCUS JOHANSSON	1	0	2	2	1	0	0	0	0	0	3	0.0	JAROME IGNILA	1	0	1	1	1	0	0	0	0	0	4	0.0
TROY BROUWER	1	1	0	1	0	0	1	0	1	0	2	50.0	ANTON BABCHUK	1	0	0	0	0	0	0	0	0	0	0	0.0
DENNIS WIDEMAN	1	1	0	1	1	0	0	0	0	0	1	100	MIKAEL BACKLUND	1	0	0	0	0	0	0	0	0	0	1	0.0
KARL ALZNER	1	0	0	0	-1	4	0	0	0	0	1	0.0	RENE BOURUE	1	0	0	0	-1	4	0	0	0	0	1	0.0
JAY BEAGLE	1	0	0	0	0	0	0	0	0	0	1	0.0	JAY BOUWMEESTER	1	0	0	0	0	0	0	0	0	0	0	0.0
JOHN CARLSON	1	0	0	0	-1	0	0	0	0	0	2	0.0	CHRIS BUTLER	1	0	0	0	0	2	0	0	0	0	0	0.0
JASON CHIMERA	1	0	0	0	-1	0	0	0	0	0	0	0.0	PAUL BYRON	1	0	0	0	0	0	0	0	0	0	0	0.0
JOHN ERSKINE	1	0	0	0	0	0	0	0	0	0	0	0.0	BLAKE COMEAU	1	0	0	0	0	0	0	0	0	0	0	0.0
MIKE GREEN	1	0	0	0	0	4	0	0	0	0	0	0.0	SCOTT HANNAN	1	0	0	0	0	0	0	0	0	0	0	0.0
JEFF HALPERN	1	0	0	0	-1	0	0	0	0	0	2	0.0	ROMAN HORAK	1	0	0	0	0	0	0	0	0	0	1	0.0
ROMAN HAMRLIK	1	0	0	0	1	0	0	0	0	0	2	0.0	TIM JACKMAN	1	0	0	0	0	0	0	0	0	0	1	0.0
MATT HENDRICKS	1	0	0	0	0	0	0	0	0	0	1	0.0	OLLI JOKINEN	1	0	0	0	1	0	0	0	0	0	1	0.0
MIKE KNUBLE	1	0	0	0	1	4	0	0	0	0	1	0.0	TOM KOSTOPOULOS	1	0	0	0	0	0	0	0	0	0	1	0.0
BROOKS LAICH	1	0	0	0	0	0	0	0	0	0	1	0.0	BRENDAN MORRISON	1	0	0	0	-1	0	0	0	0	0	1	0.0
DMITRY ORLOV	1	0	0	0	0	0	0	0	0	0	0	0.0	CORY SARICH	1	0	0	0	-1	0	0	0	0	0	1	0.0
JOEL WARD	1	0	0	0	-1	0	0	0	0	0	0	0.0	LEE STEMPNIAK	1	0	0	0	-1	0	0	0	0	0	3	0.0
GOALTENDER	GP	MIN	GA	GAA	SO	W	L	OT	SA	SV%	GOALTENDER	GP	MIN	GA	GAA	SO	W	L	OT	SA	SV%				
TOMAS VOKOUN	1	60	1	1	0	1	0	0	19	0.947	MIIKKA KIPRUSOFF	1	59	3	3.06	0	0	1	0	21	0.857				
POWER PLAY	2-3 (66.7%)				PENALTY KILLING				4-4 (100.0%)				POWER PLAY	0-4 (0.0%)				PENALTY KILLING				1-3 (33.3%)			



Carolina Hurricanes

CLUB INFORMATION

Founded1972-73 (WHA), 1979-80 (Hartford- NHL), 1997-98 (Carolina)
Home ArenaPNC Arena (18,680)
Stanley Cups1 (2006)
Owner/CEO/GovernorPeter Karmanos Jr.
President & General ManagerJim Rutherford
Head CoachKirk Muller
Assistant CoachesDave Lewis, John Maclean
Assistant Coach/Development CoachRod Brind'Amour
Senior Director of CommunicationsMike Sundheim
2012-13 Record19-25-4 (42 points)
2012-13 Finish3rd Southeast Division
2012-13 PlayoffsDNQ

PNC Arena
 1400 Edwards Mill Rd.
 Raleigh, NC 27607
 919.467.7825
 Fax: 919.462.0123
 www.carolinahurricanes.com



2013-14 MEETINGS

Oct. 10 at Washington
 Dec. 3 at Washington
 Dec. 20 at Carolina
 Jan. 2 at Washington
 April 10 at Carolina

ALL-TIME SERIES HISTORY

	TOTALS								HOME								AWAY							
YEAR	GP	W	L	T	OT	PTS	GF	GA	GP	W	L	T	OT	PTS	GF	GA	GP	W	L	T	OT	PTS	GF	GA
79-80	4	2	1	1	-	5	22	16	2	1	0	1	-	3	12	8	2	1	1	0	-	2	10	8
80-81	4	3	1	0	-	6	19	13	2	1	1	0	-	2	6	7	2	2	0	0	-	4	13	6
81-82	3	2	1	0	-	4	13	7	1	1	0	0	-	2	7	1	2	1	1	0	-	2	6	6
82-83	3	2	0	1	-	5	15	10	2	2	0	0	-	4	11	6	1	0	0	1	-	1	4	4
83-84	3	2	1	0	-	4	8	8	1	1	0	0	-	2	4	2	2	1	1	0	-	2	4	6
84-85	3	1	2	0	-	2	4	7	2	1	1	0	-	2	4	5	1	0	1	0	-	0	0	2
85-86	3	2	0	1	-	5	15	12	1	1	0	0	-	2	4	2	2	1	0	1	-	3	11	10
86-87	3	1	2	0	-	2	9	9	2	0	2	0	-	0	3	8	1	1	0	0	-	2	6	1
87-88	3	2	1	0	-	4	14	10	1	1	0	0	-	2	6	2	2	1	1	0	-	2	8	8
88-89	3	3	0	0	-	6	12	4	2	2	0	0	-	4	4	2	1	1	0	0	-	2	8	2
89-90	3	1	2	0	-	2	9	10	1	0	1	0	-	0	3	4	2	1	1	0	-	2	6	6
90-91	3	0	3	0	-	0	6	10	2	0	2	0	-	0	4	6	1	0	1	0	-	0	2	4
91-92	3	1	1	1	-	3	7	12	1	0	1	0	-	0	2	8	2	1	0	1	-	3	5	4
92-93	4	3	1	0	-	6	18	13	2	2	0	0	-	4	9	5	2	1	1	0	-	2	9	8
93-94	4	2	2	0	-	4	9	12	2	1	1	0	-	2	5	7	2	1	1	0	-	2	4	5
94-95	4	2	1	1	-	5	15	8	2	1	1	0	-	2	9	7	2	1	0	1	-	3	6	1
95-96	4	2	1	1	-	5	9	6	2	1	0	1	-	3	5	2	2	1	1	0	-	2	4	4
96-97	4	2	1	1	-	5	9	8	2	2	0	0	-	4	8	5	2	0	1	1	-	1	1	3
97-98	4	4	0	0	-	8	9	5	2	2	0	0	-	4	3	1	2	2	0	0	-	4	6	4
98-99	5	2	2	1	-	5	11	11	2	1	1	0	-	2	6	4	3	1	1	1	-	3	5	7
99-00	5	2	1	2	0	6	12	10	3	2	0	1	0	5	9	6	2	0	1	1	0	1	3	4
00-01	5	2	1	1	1	6	15	11	2	1	1	0	0	2	7	3	3	1	0	1	1	4	8	8
01-02	5	2	1	2	0	6	19	15	3	1	1	1	0	3	13	10	2	1	0	1	0	3	6	5
02-03	5	4	1	0	0	8	14	8	2	2	0	0	0	4	7	3	3	2	1	0	0	4	7	5
03-04	6	4	1	1	0	9	22	11	3	2	1	0	0	4	12	4	3	2	0	1	0	5	10	7
05-06	8	3	3	-	2	8	26	29	4	1	2	-	1	3	11	14	4	2	1	-	1	5	15	15
06-07	8	3	5	-	0	6	23	29	4	2	2	-	0	4	13	12	4	1	3	-	0	2	10	17
07-08	8	4	4	-	0	8	21	22	4	3	1	-	0	6	12	5	4	1	3	-	0	2	9	17
08-09	6	3	3	-	0	6	17	19	3	2	1	-	0	4	10	11	3	1	2	-	0	2	7	8
09-10	6	3	1	-	2	8	19	21	3	2	1	-	0	4	11	12	3	1	0	-	2	4	8	9
10-11	6	5	0	-	1	11	16	10	3	2	0	-	1	5	7	6	3	3	0	-	0	6	9	4
11-12	6	3	2	-	1	7	14	17	3	2	0	-	1	5	9	8	3	1	2	-	0	2	5	9
12-13	5	4	1	-	0	8	14	10	3	2	1	-	0	4	6	5	2	2	0	-	0	4	8	5
Totals	149	81	47	14	7	183	465	403	74	45	22	4	3	97	242	191	75	36	25	10	4	86	223	212

SERIES INFORMATION

All-Time Series (W-L-T-OT)
 Current Streak
 Last Washington Win
 Last Carolina Win
 Last Tie
 Last Overtime Game
 Overtime Record
 Last 10 Games (W-L-OT)
 Longest Unbeaten Streak
 Longest Winning Streak
 Longest Winless Streak
 Longest Losing Streak
 Washington Shutouts (Last)
 Carolina Shutouts (Last)
 Last Washington Hat Trick
 Last Carolina Hat Trick
 Most Washington Goals
 Most Carolina Goals

Overall

WSH leads, 81-47-14-7
 3 WSH wins (3/14/13-4/11/13)
 4/11/13 (3-1)
 3/12/13 (4-0)
 2/12/04 (3-3)
 3/6/12 (L, 4-3)
 9-7-14
 6-3-1
 6 (3/2/03-2/12/04)
 5 (three times)
 4 (two times)
 4 (3/2/90-3/12/91)
 10 (2/26/13)
 10 (3/12/13)
 A. Semin (10/7/06)
 J. Tlusty (4/2/13)
 9 (3/8/80)
 8 (3/24/92)

at Washington

WSH leads, 45-22-4-3
 1 WSH win (4/11/13)
 4/11/13 (3-1)
 4/12/13 (4-0)
 12/30/01 (5-5)
 3/6/12 (L, 4-3)
 5-3-4
 7-1-2
 7 (4/21/95-4/19/98)
 5 (2/27/82-12/29/84)
 4 (3/2/90-3/24/92)
 4 (3/2/90-3/24/92)
 7 (2/26/13)
 3 (3/12/13)
 A. Semin (10/7/06)
 P. Verbeek (12/7/93)
 9 (3/8/80)
 8 (3/24/92)

at Carolina

WSH leads, 36-25-10-4
 2 WSH wins (3/14/13-4/2/13)
 4/2/13 (5-3)
 2/20/12 (5-0)
 2/12/04 (3-3)
 10/8/11 (W, 4-3)
 3-4-10
 6-2-2
 4 (three times)
 4 (1/4/80-11/14/81)
 5 (two times)
 5 (1/26/07-2/23/08)
 3 (10/27/10)
 7 (11/5/07)
 D. Ciccarelli (3/18/89)
 J. Tlusty (4/2/13)
 8 (two times)
 7 (10/12/05)



Carolina Hurricanes

2012-13 WASHINGTON CAPITALS VS. CAROLINA HURRICANES

CAPITALS WON SEASON SERIES 4-1-0 • CAROLINA 1-4-0

CAROLINA	HURRICANES	CAPITALS	ATTEND	GOALTENDERS	W. GOAL
MAR 14, 2013	2	3	16,810	MICHAL NEUVIRTH / DAN ELLIS	MIKE RIBEIRO
APR 2, 2013	3	5	16,530	BRADEN HOLTBY / JUSTIN PETERS	ALEX OVECHKIN
WASHINGTON	HURRICANES	CAPITALS	ATTEND	GOALTENDERS	W. GOAL
FEB 26, 2013	0	3	18,506	BRADEN HOLTBY / CAM WARD	NICKLAS BACKSTROM
MAR 12, 2013	4	0	18,506	JUSTIN PETERS / BRADEN HOLTBY	JOE CORVO
APR 11, 2013	1	3	18,506	BRADEN HOLTBY / JUSTIN PETERS	MIKE GREEN

CAPITALS	GP	G	A	P	+/-	PIM	PP	SH	GW	EN	S	%	HURRICANES	GP	G	A	P	+/-	PIM	PP	SH	GW	EN	S	%
NICKLAS BACKSTROM	5	1	7	8	4	4	1	0	1	0	4	25.0	ERIC STAAL	5	0	5	5	-4	6	0	0	0	0	18	0.0
ALEX OVECHKIN	5	3	3	6	3	2	1	0	1	0	18	16.7	JIRI TLUSTY	5	3	1	4	-1	2	2	0	0	0	15	20.0
JOHN CARLSON	5	1	3	4	5	4	0	0	0	0	16	6.2	ALEXANDER SEMIN	5	1	3	4	-3	6	0	0	0	0	24	4.2
MIKE GREEN	3	3	0	3	1	0	1	0	1	0	9	33.3	PATRICK DWYER	4	2	1	3	3	0	0	1	0	1	11	18.2
TROY BROUWER	5	2	1	3	0	2	1	0	0	1	10	20.0	JOE CORVO	5	1	2	3	0	0	0	0	1	0	11	9.1
MIKE RIBEIRO	5	1	2	3	-2	6	0	0	1	0	7	14.3	RILEY NASH	5	2	0	2	3	0	0	0	0	0	10	20.0
JOEL WARD	4	1	1	2	-3	2	0	1	0	0	9	11.1	TIM GLEASON	4	0	2	2	0	0	0	0	0	0	2	0.0
MARCUS JOHANSSON	4	0	2	2	1	2	0	0	0	0	4	0.0	JEFF SKINNER	4	1	0	1	-3	4	1	0	0	0	16	6.2
JOHN ERSKINE	3	1	0	1	3	2	0	0	0	0	3	33.3	JAY HARRISON	5	0	1	1	-1	4	0	0	0	0	10	0.0
JOEY CRABB	2	1	0	1	1	2	0	0	0	0	1	100.0	BOBBY SANGUINETTI	5	0	1	1	-1	0	0	0	0	0	9	0.0
JAY BEAGLE	5	0	1	1	2	2	0	0	0	0	6	0.0	DRAYSON BOWMAN	3	0	1	1	3	5	0	0	0	0	1	0.0
KARL ALZNER	5	0	1	1	2	0	0	0	0	0	5	0.0	MARC-ANDRE BERGERON	2	0	1	1	-1	0	0	0	0	0	3	0.0
MATHIEU PERREAULT	4	0	1	1	0	0	0	0	0	0	6	0.0	JUSSI JOKINEN	4	0	0	0	-1	4	0	0	0	0	9	0.0
WOJTEK WOLSKI	3	0	1	1	1	0	0	0	0	0	6	0.0	CHRIS TERRY	2	0	0	0	-1	0	0	0	0	0	0	0.0
AARON VOLPATTI	3	0	1	1	1	0	0	0	0	0	1	0.0	KEVIN WESTGARTH	2	0	0	0	0	0	0	0	0	0	3	0.0
TOMAS KUNDRATEK	3	0	0	0	-2	0	0	0	0	0	5	0.0	TIM WALLACE	4	0	0	0	-1	2	0	0	0	0	2	0.0
JACK HILLEN	2	0	0	0	3	2	0	0	0	0	2	0.0	TUOMO RUUTU	1	0	0	0	-1	0	0	0	0	0	1	0.0
JASON CHIMERA	5	0	0	0	-3	4	0	0	0	0	11	0.0	JAMIE MCBAIN	3	0	0	0	1	0	0	0	0	0	5	0.0
TOM POTI	2	0	0	0	0	0	0	0	0	0	1	0.0	JORDAN STAAL	5	0	0	0	-2	4	0	0	0	0	12	0.0
JEFF SCHULTZ	2	0	0	0	-3	0	0	0	0	0	1	0.0	NICOLAS BLANCHARD	1	0	0	0	0	5	0	0	0	0	0	0.0
ERIC FEHR	4	0	0	0	2	2	0	0	0	0	11	0.0	MARC-ANDRE GRAGNANI	1	0	0	0	0	0	0	0	0	0	0	0.0
ERNEST SCHILLING	1	0	0	0	-1	0	0	0	0	0	0	0.0	JEREMY WELSH	1	0	0	0	0	0	0	0	0	0	0	0.0
BROOKS LAICH	1	0	0	0	0	0	0	0	0	0	1	0.0	RYAN MURPHY	1	0	0	0	0	2	0	0	0	0	3	0.0
MATT HENDRICKS	5	0	0	0	-2	7	0	0	0	0	2	0.0	TIM BRENT	3	0	0	0	-1	0	0	0	0	0	2	0.0
													JUSTIN FAULK	4	0	0	0	-2	4	0	0	0	0	10	0.0
													JONI PITKANEN	1	0	0	0	0	0	0	0	0	0	0	0.0
													ZAC DALPE	1	0	0	0	-1	0	0	0	0	0	1	0.0
													CHAD LAROSE	3	0	0	0	-1	0	0	0	0	0	7	0.0
													BRETT BELLEMORE	1	0	0	0	-1	0	0	0	0	0	0	0.0
GOALTENDER	GP	MIN	GA	GAA	SO	W	L	OT	SA	SV%	GOALTENDER	GP	MIN	GA	GAA	SO	W	L	OT	SA	SV%				
BRADEN HOLTBY	4	239	7	1.75	1	3	1	0	146	.952	JUSTIN PETERS	3	152	4	1.57	1	1	2	0	68	.941				
MICHAL NEUVIRTH	1	60	2	2.00	0	1	0	0	38	.947	DAN ELLIS	2	82	6	4.34	0	0	1	0	32	.812				
											CAM WARD	1	60	3	3.00	0	0	1	0	40	.925				
POWER PLAY	4 - 16 (25%)		PENALTY KILLING		13 - 16 (81.2%)		POWER PLAY	3 - 16 (18.8%)		PENALTY KILLING		12 - 16 (75%)													



Chicago Blackhawks

CLUB INFORMATION

Founded1926-27
Home ArenaUnited Center (19,717)
Stanley Cups 5 (most recent, 2013)
President/CEO John F. McDonough
Vice President/General Manager Stan Bowman
Head Coach Joel Quenneville
Assistant Coaches Jamie Kompon, Mike Kitchen
Director of Media Relations Brandon Faber
 2012-13 Record 36-7-5 (77 points)
 2012-13 Finish 1st, Central Division
 2012-13 Playoffs Won Stanley Cup (def. BOS, 4-2)

United Center
 1901 W. Madison
 Chicago, IL 60612
 312.455.7000
 Fax: 312.455.7041
www.chicagoblackhawks.com



2013-14 MEETINGS

Oct. 1 at Chicago
 April 11 at Washington

ALL-TIME SERIES HISTORY

YEAR	TOTALS								HOME								AWAY							
	GP	W	L	T	OT	PTS	GF	GA	GP	W	L	T	OT	PTS	GF	GA	GP	W	L	T	OT	PTS	GF	GA
74-75	4	1	3	0	-	2	11	22	2	1	1	0	-	2	6	9	2	0	2	0	-	0	5	13
75-76	4	2	2	0	-	4	15	17	2	1	1	0	-	2	6	8	2	1	1	0	-	2	9	9
76-77	4	1	2	1	-	3	19	18	2	1	1	0	-	2	11	9	2	0	1	1	-	1	8	9
77-78	4	0	3	1	-	1	7	16	2	0	1	1	-	1	4	8	2	0	2	0	-	0	3	8
78-79	4	1	2	1	-	3	11	12	2	1	1	0	-	2	6	5	2	0	1	1	-	1	5	7
79-80	4	2	2	0	-	4	14	13	2	2	0	0	-	4	12	4	2	0	2	0	-	0	2	9
80-81	4	1	1	2	-	4	13	15	2	1	0	1	-	3	7	5	2	0	1	1	-	1	6	10
81-82	3	1	2	0	-	2	12	15	2	1	1	0	-	2	9	8	1	0	1	0	-	0	3	7
82-83	3	2	0	1	-	5	13	9	1	1	0	0	-	2	4	2	2	1	0	1	-	3	9	7
83-84	3	1	1	1	-	3	9	9	2	1	0	1	-	3	7	5	1	0	1	0	-	0	2	4
84-85	3	3	0	0	-	6	13	5	1	1	0	0	-	2	5	0	2	2	0	0	-	4	8	5
85-86	3	2	1	0	-	4	16	13	2	1	1	0	-	2	12	11	1	1	0	0	-	2	4	2
86-87	3	1	1	1	-	3	10	11	1	1	0	0	-	2	3	2	2	0	1	1	-	1	7	9
87-88	3	2	1	0	-	4	12	10	2	2	0	0	-	4	8	5	1	0	1	0	-	0	4	5
88-89	3	2	1	0	-	4	14	13	1	1	0	0	-	2	6	3	2	1	1	0	-	2	8	10
89-90	3	1	2	0	-	2	6	4	2	1	1	0	-	2	6	3	1	0	1	0	-	0	0	1
90-91	3	0	3	0	-	0	7	10	1	0	1	0	-	0	3	4	2	0	2	0	-	0	4	6
91-92	2	0	2	0	-	0	4	11	1	0	1	0	-	0	2	7	1	0	1	0	-	0	2	4
92-93	3	1	1	1	-	3	7	9	2	1	0	1	-	3	5	3	1	0	1	0	-	0	2	6
93-94	2	2	0	0	-	4	10	4	1	1	0	0	-	2	4	1	1	1	0	0	-	2	6	3
94-95	Teams did not meet in 1994-95																							
95-96	2	1	1	0	-	2	4	6	1	0	1	0	-	0	1	4	1	1	0	0	-	2	3	2
96-97	2	0	2	0	-	0	5	10	1	0	1	0	-	0	2	5	1	0	1	0	-	0	3	5
97-98	2	2	0	0	-	4	5	2	1	1	0	0	-	2	3	2	1	1	0	0	-	2	2	0
98-99	2	1	1	0	-	2	5	5	1	0	1	0	-	0	2	4	1	1	0	0	-	2	3	1
99-00	2	1	0	1	0	3	7	6	1	0	0	1	0	1	2	2	1	1	0	0	0	2	5	4
00-01	2	0	2	0	0	0	3	6	1	0	1	0	0	0	2	3	1	0	1	0	0	0	1	3
01-02	1	1	0	0	0	2	3	1	1	1	0	0	0	2	3	1	0	0	0	0	0	0	0	0
02-03	1	0	0	1	0	1	2	2	0	0	0	0	0	0	0	0	1	0	0	1	0	1	2	2
03-04	2	1	1	0	0	2	7	4	1	0	1	0	0	0	3	4	1	1	0	0	0	2	4	0
05-06	1	0	0	-	1	1	3	4	1	0	0	-	1	1	3	4	0	0	0	-	0	0	0	0
06-07	Teams did not meet in 2006-07																							
07-08	1	0	1	-	0	0	0	5	0	0	0	-	0	0	0	0	1	0	1	-	0	0	0	5
08-09	1	1	0	-	0	2	4	2	1	1	0	-	0	2	4	2	0	0	0	-	0	0	0	0
09-10	1	1	0	-	0	2	4	3	0	0	0	-	0	0	0	0	1	1	0	-	0	2	4	3
10-11	1	1	0	-	0	2	4	3	1	1	0	-	0	2	4	3	0	0	0	-	0	0	0	0
11-12	1	0	1	-	0	0	2	5	0	0	0	-	0	0	0	0	1	0	1	-	0	0	2	5
12-13	Teams did not meet in 2012-13																							
Totals	87	36	39	11	1	84	281	300	44	23	15	5	1	52	155	136	43	13	24	6	0	32	126	164

SERIES INFORMATION

All-Time Series (W-L-T-OT)

Current Streak
 Last Washington Win
 Last Chicago Win
 Last Tie
 Last Overtime Game
 Overtime Record
 Last 10 Games (W-L-T-OT)
 Longest Unbeaten Streak
 Longest Winning Streak
 Longest Winless Streak
 Longest Losing Streak
 Washington Shutouts (Last)
 Chicago Shutouts (Last)
 Last Washington Hat Trick
 Last Chicago Hat Trick
 Most Washington Goals
 Most Chicago Goals

Overall

WSH trails, 36-39-11-1
 1 CHI win (3/18/12)
 3/13/11 (4-3 ot)
 3/18/12 (5-2)
 11/15/03 (2-2)
 3/13/11 (W, 4-3 ot)
 2-1-11
 5-3-1-1
 6 (1/30/82-1/20/84)
 5 (10/14/84-11/5/85)
 7 (11/2/77-1/7/79)
 5 (10/25/90-1/12/92)
 5 (2/15/04)
 3 (3/19/08)
 M. Gartner (10/10/87)
 D. Savard (1/17/88)
 8 (11/5/85)
 10 (2/22/75)

at Washington

WSH leads, 23-15-5-1
 2 WSH wins (10/11/08-3/13/11)
 3/13/11 (4-3 ot)
 1/10/06 (4-3 ot)
 12/27/99 (2-2)
 3/13/11 (W, 4-3 ot)
 1-1-5
 4-4-1-1
 6 (1/30/82-11/5/85)
 4 (two times)
 3 (three times)
 2 (five times)
 3 (2/27/90)
 none
 M. Gartner (10/10/87)
 S. Ludzik (12/28/85)
 8 (11/5/85)
 7 (three times)

at Chicago

WSH trails, 13-24-6-0
 1 CHI win (3/18/12)
 3/14/10 (4-3 ot)
 3/18/12 (5-2)
 11/15/03 (2-2)
 3/14/10 (W, 4-3 ot)
 1-0-6
 5-4-1-0
 4 (10/14/84-11/12/86)
 3 (two times)
 13 (2/8/76-11/3/82)
 6 (2/15/89-1/21/93)
 2 (2/15/04)
 3 (3/19/08)
 T. White (10/26/75)
 D. Savard (1/17/88)
 7 (10/26/75)
 10 (2/22/75)



Chicago Blackhawks

2011-12 WASHINGTON CAPITALS VS. CHICAGO BLACKHAWKS

CAPITALS LOST SEASON SERIES, 0-1-0 • CHICAGO 1-0-0

CHICAGO	BLACKHAWKS					CAPITALS					ATTEND		GOALTENDERS										W. GOAL				
MAR 18, 2012	5					2					21,561		COREY CRAWFORD / MICHAL NEUVIRTH										PATRICK KANE				
CAPITALS	GP	G	A	P	+/-	PIM	PP	SH	GW	EN	S	%	BLACKHAWKS	GP	G	A	P	+/-	PIM	PP	SH	GW	EN	S	%		
ALEX OVECHKIN	1	1	0	1	-2	0	0	0	0	0	2	50.0	ANDREW SHAW	1	2	1	3	2	0	0	0	0	0	3	66.7		
MIKE KNUBLE	1	1	0	1	2	0	0	0	0	0	3	33.3	BRYAN BICKELL	1	1	2	3	2	0	0	0	0	1	2	50.0		
KEITH AUCOIN	1	0	1	1	0	0	0	0	0	0	0	0.0	PATRICK KANE	1	1	0	1	-1	0	0	0	1	0	5	20.0		
DMITRI ORLOV	1	0	1	1	0	0	0	0	0	0	0	0.0	VIKTOR STALBERG	1	1	0	1	1	0	0	0	0	0	4	25.0		
MATHIEU PERREAULT	1	0	0	0	-2	0	0	0	0	0	0	0.0	BRENT SEABROOK	1	0	1	1	3	0	0	0	0	0	1	0.0		
TROY BROUWER	1	0	0	0	-1	0	0	0	0	0	1	0.0	DUNCAN KEITH	1	0	1	1	2	0	0	0	0	0	4	0.0		
MIKE GREEN	1	0	0	0	-1	0	0	0	0	0	2	0.0	PATRICK SHARP	1	0	1	1	1	2	0	0	0	0	4	0.0		
JEFF SCHULTZ	1	0	0	0	-2	0	0	0	0	0	0	0.0	MARIAN HOSSA	1	0	1	1	0	0	0	0	0	0	1	0.0		
ALEXANDER SEMIN	1	0	0	0	-1	0	0	0	0	0	0	0.0	ANDREW BRUNETTE	1	0	1	1	0	0	0	0	0	0	1	0.0		
DENNIS WIDEMAN	1	0	0	0	-3	0	0	0	0	0	1	0.0	NICK LEDDY	1	0	1	1	1	0	0	0	0	0	0	0.0		
BROOKS LAICH	1	0	0	0	-1	0	0	0	0	0	0	0.0	MICHAEL FROLIK	1	0	0	0	0	0	0	0	0	0	0	0.0		
MATT HENDRICKS	1	0	0	0	-1	0	0	0	0	0	2	0.0	NIKLAS HJALMARSSON	1	0	0	0	-1	0	0	0	0	0	3	0.0		
JOEL WARD	1	0	0	0	1	0	0	0	0	0	1	0.0	DAVE BOLLAND	1	0	0	0	3	0	0	0	0	0	0	0.0		
JASON CHIMERA	1	0	0	0	-1	2	0	0	0	0	2	0.0	JOHN ODUYA	1	0	0	0	2	0	0	0	0	0	0	0.0		
MARCUS JOHANSSON	1	0	0	0	-3	0	0	0	0	0	2	0.0	JAMAL MAYERS	1	0	0	0	0	0	0	0	0	0	0	0.0		
JOHN CARLSON	1	0	0	0	0	0	0	0	0	0	0	0.0	BRANDON BOLLIG	1	0	0	0	0	0	0	0	0	0	1	0.0		
JAY BEAGLE	1	0	0	0	-1	0	0	0	0	0	1	0.0	MARCUS KRUGER	1	0	0	0	1	0	0	0	0	0	0	0.0		
KARL ALZNER	1	0	0	0	0	0	0	0	0	0	1	0.0	DYLAN OLSEN	1	0	0	0	-1	0	0	0	0	0	0	0.0		
GOALTENDER	GP	MIN	GA	GAA	SO	W	L	OT	SA	SV%	GOALTENDER	GP	MIN	GA	GAA	SO	W	L	OT	SA	SV%						
MICHAL NEUVIRTH	1	59	4	4.02	0	0	1	0	28	.857	COREY CRAWFORD	1	60	2	2.00	0	1	0	0	18	.889						
POWER PLAY	0 - 1 (0%)			PENALTY KILLING					1 - 1 (100%)			POWER PLAY	0 - 1 (0%)			PENALTY KILLING					1 - 1 (100%)						

Colorado Avalanche

CLUB INFORMATION

Founded 1972-73 (WHA), 1979-80 (NHL), 1995-96 (Colorado)
Home Arena Pepsi Center (18,007)
Stanley Cups 2 (most recent, 2001)
President & Governor Josh Kroenke
General Manager & Alternate Governor Greg Sherman
Executive VP of Hockey Operations & Alternate Governor Joe Sakic
Head Coach Patrick Roy
Assistant Coaches Tim Army, Andre Tourigny
Sr. V.P., Communications & Business Operations Jean Martineau
 2012-13 Record 16-25-7 (39 points)
 2012-13 Finish 5th, Northwest Division
 2012-13 Playoffs DNQ

Pepsi Center
 1000 Chopper Circle
 Denver, CO 80204
 303.405.1100
 Fax: 303.893.0614
 www.coloradoavalanche.com



2013-14 MEETINGS

Oct. 12 at Washington
 Nov. 10 at Colorado

ALL-TIME SERIES HISTORY

TOTALS										HOME										AWAY									
YEAR	GP	W	L	T	OT	PTS	GF	GA		GP	W	L	T	OT	PTS	GF	GA			GP	W	L	T	OT	PTS	GF	GA		
79-80	4	1	1	2	-	4	12	8		2	1	0	1	-	3	8	3			2	0	1	1	-	1	4	5		
80-81	4	0	4	0	-	0	17	30		2	0	2	0	-	0	11	17			2	0	2	0	-	0	6	13		
81-82	3	0	2	1	-	1	8	14		2	0	1	1	-	1	8	11			1	0	1	0	-	0	0	3		
82-83	3	1	1	1	-	3	15	13		1	0	1	0	-	0	4	5			2	1	0	1	-	3	11	8		
83-84	3	1	2	0	-	2	10	13		2	1	1	0	-	2	7	7			1	0	1	0	-	0	3	6		
84-85	3	2	1	0	-	4	16	8		1	0	1	0	-	0	3	5			2	2	0	0	-	4	13	3		
85-86	3	3	0	0	-	6	14	8		2	2	0	0	-	4	7	3			1	1	0	0	-	2	7	5		
86-87	3	0	2	1	-	1	8	12		1	0	1	0	-	0	1	4			2	0	1	1	-	1	7	8		
87-88	3	2	1	0	-	4	9	7		2	1	1	0	-	2	7	6			1	1	0	0	-	2	2	1		
88-89	3	2	0	1	-	5	12	6		1	1	0	0	-	2	4	1			2	1	0	1	-	3	8	5		
89-90	3	3	0	0	-	6	19	5		2	2	0	0	-	4	16	5			1	1	0	0	-	2	3	0		
90-91	3	2	1	0	-	4	12	8		1	1	0	0	-	2	5	3			2	1	1	0	-	2	7	5		
91-92	3	3	0	0	-	6	17	7		1	1	0	0	-	2	3	1			2	2	0	0	-	4	14	6		
92-93	3	2	0	1	-	5	14	8		2	1	0	1	-	3	8	4			1	1	0	0	-	2	6	4		
93-94	4	2	2	0	-	4	12	10		2	1	1	0	-	2	5	5			2	1	1	0	-	2	7	5		
94-95	4	2	2	0	-	4	13	15		2	2	0	0	-	4	10	6			2	0	2	0	-	0	3	9		
95-96	2	1	1	0	-	2	5	5		1	1	0	0	-	2	3	1			1	0	1	0	-	0	2	4		
96-97	2	1	1	0	-	2	6	4		1	1	0	0	-	2	6	3			1	0	1	0	-	0	0	1		
97-98	2	0	1	1	-	1	9	10		1	0	0	1	-	1	6	6			1	0	1	0	-	0	3	4		
98-99	2	0	2	0	-	0	3	6		1	0	1	0	-	0	2	3			1	0	1	0	-	0	1	3		
99-00	1	1	0	0	0	2	2	1		1	1	0	0	0	2	2	1			0	0	0	0	0	0	0	0		
00-01	2	1	0	0	1	3	6	5		1	0	0	0	1	1	3	4			1	1	0	0	0	2	3	1		
01-02	1	1	0	0	0	2	3	0		0	0	0	0	0	0	0	0			1	1	0	0	0	2	3	0		
02-03	2	1	0	1	0	3	4	3		1	1	0	0	0	2	2	1			1	0	0	1	0	1	2	2		
03-04	1	0	1	0	0	0	1	4		0	0	0	0	0	0	0	0			1	0	1	0	0	0	1	4		
05-06	Teams did not meet in 2005-06																												
06-07	1	1	0	-	0	2	5	3		0	0	0	-	0	0	0	0			1	1	0	-	0	2	5	3		
07-08	1	1	0	-	0	2	2	1		1	1	0	-	0	2	2	1			0	0	0	-	0	0	0	0		
08-09	1	0	1	-	0	0	1	4		1	0	1	-	0	0	1	4			0	0	0	-	0	0	0	0		
09-10	1	1	0	-	0	2	6	1		0	0	0	-	0	0	0	0			1	1	0	-	0	2	6	1		
10-11	1	0	1	-	0	0	2	3		1	0	1	-	0	0	2	3			0	0	0	-	0	0	0	0		
11-12	1	0	1	-	0	0	1	2		0	0	0	-	0	0	0	0			1	0	1	-	0	0	1	2		
12-13	Teams did not meet in 2012-13																												
Totals	73	35	28	9	1	80	264	224		36	19	12	4	1	43	136	113			37	16	16	5	0	37	128	111		

SERIES INFORMATION

	Overall	at Washington	at Colorado
All-Time Series (W-L-T-OT)	WSH leads, 35-28-9-1	WSH leads, 19-12-4-1	Series tied, 16-16-5-0
Current Streak	2 COL win (12/11/10-12/17/12)	1 COL win (2/20/09)	1 COL win (12/17/12)
Last Washington Win	12/15/09 (6-1)	1/9/08 (2-1)	12/15/09 (6-1)
Last Colorado Win	12/17/12 (2-1)	2/20/09 (4-1)	12/17/12 (2-1)
Last Tie	12/16/03 (2-2)	11/18/97 (6-6)	12/16/03 (2-2)
Last Overtime Game	12/16/03 (T, 2-2)	10/17/00 (L, 4-3)	12/16/03 (T, 2-2)
Overtime Record	0-1-9	0-1-4	0-0-5
Last 10 Games (W-L-T-OT)	5-4-1-0	6-3-1-0	4-5-1-0
Longest Unbeaten Streak	9 (12/22/87-11/6/90)	9 (3/4/88-11/9/93)	5 (12/22/87-11/6/90)
Longest Winning Streak	5 (3/14/91-11/22/92)	6 (3/4/88-12/17/91)	3 (two times)
Longest Winless Streak	9 (1/20/80-2/7/82)	7 (1/26/80-10/16/83)	6 (1/24/95-3/26/99)
Longest Losing Streak	6 (1/18/80-1/5/82)	3 (2/22/81-10/21/81)	6 (1/24/95-3/26/99)
Washington Shutouts (Last)	4 (3/19/02)	1 (11/23/85)	3 (3/19/02)
Colorado Shutouts (Last)	2 (10/28/96)	none	2 (10/28/96)
Last Washington Hat Trick	P. Bondra (3/6/97)	P. Bondra (3/6/97)	none
Last Colorado Hat Trick	C. Lemieux (11/18/97)	C. Lemieux (11/18/97)	none
Most Washington Goals	12 (2/6/90)	12 (2/6/90)	10 (11/10/91)
Most Colorado Goals	11 (2/22/81)	11 (2/22/81)	7 (3/4/81)



Colorado Avalanche

2011-12 WASHINGTON CAPITALS VS. COLORADO AVALANCHE

CAPITALS LOST SEASON SERIES 0-1-0 • COLORADO 1-0-0

COLORADO	AVALANCHE	CAPITALS	ATTEND	GOALTENDERS	W. GOAL
DEC. 17, 2011	2	1	16,011	JEAN-SEBASTIEN GIGUERE/MICHAL NEUVIRTH	ERIK JOHNSON

CAPITALS	GP	G	A	P	+/-	PIM	PP	SH	GW	EN	S	%	AVALANCHE	GP	G	A	P	+/-	PIM	PP	SH	GW	EN	S	%
ALEXANDER SEMIN	1	1	0	1	1	0	0	0	0	0	1	100	ERIK JOHNSON	1	1	1	2	2	0	0	0	1	0	1	100
KARL ALZNER	1	0	1	1	0	0	0	0	0	0	1	0.0	CODY MCLEOD	1	1	0	1	1	5	0	0	0	0	1	100
DMITRY ORLOV	1	0	1	1	1	0	0	0	0	0	0	0.0	MILAN HEJDUK	1	0	1	1	0	0	0	0	0	0	3	0.0
NICKLAS BACKSTROM	1	0	0	0	0	0	0	0	0	0	2	0.0	GABRIEL LANDESKOG	1	0	1	1	1	0	0	0	0	0	7	0.0
TROY BROUWER	1	0	0	0	-1	0	0	0	0	0	1	0.0	SHANE O'BRIEN	1	0	1	1	0	2	0	0	0	0	0	0.0
JOHN CARLSON	1	0	0	0	-2	0	0	0	0	0	0	0.0	EVAN BROPHEY	1	0	0	0	-1	0	0	0	0	0	0	0.0
JASON CHIMERA	1	0	0	0	-2	0	0	0	0	0	4	0.0	MATT DUCHENE	1	0	0	0	0	0	0	0	0	0	2	0.0
JOHN ERSKINE	1	0	0	0	-1	0	0	0	0	0	1	0.0	STEFAN ELLIOTT	1	0	0	0	0	0	0	0	0	0	2	0.0
JEFF HALPERN	1	0	0	0	2	2	0	0	0	0	0	0.0	TJ GALIARDI	1	0	0	0	0	2	0	0	0	0	4	0.0
ROMAN HAMRLIK	1	0	0	0	1	0	0	0	0	0	1	0.0	JAN HEJDA	1	0	0	0	0	2	0	0	0	0	0	0.0
MATT HENDRICKS	1	0	0	0	0	5	0	0	0	0	0	0.0	MATT HUNWICK	1	0	0	0	0	0	0	0	0	0	3	0.0
MARCUS JOHANSSON	1	0	0	0	0	6	0	0	0	0	0	0.0	BRAD MALONE	1	0	0	0	0	0	0	0	0	0	0	0.0
MIKE KNUBLE	1	0	0	0	0	0	0	0	0	0	0	0.0	JAY MCCLEMENT	1	0	0	0	0	2	0	0	0	0	1	0.0
BROOKS LAICH	1	0	0	0	-2	0	0	0	0	0	5	0.0	RYAN O'BRYNE	1	0	0	0	0	0	0	0	0	0	0	0.0
ALEX OVECHKIN	1	0	0	0	0	0	1	0	0	0	7	0.0	RYAN O'REILLY	1	0	0	0	1	0	0	0	0	0	1	0.0
MATHIEU PERREAULT	1	0	0	0	0	2	0	0	0	0	0	0.0	PAUL STASTNY	1	0	0	0	-1	0	0	0	0	0	0	0.0
JOEL WARD	1	0	0	0	0	0	0	0	0	0	1	0.0	DAVID VAN DER GULIK	1	0	0	0	1	0	0	0	0	0	0	0.0
DENNIS WIDEMAN	1	0	0	0	0	0	0	0	0	0	2	0.0	DANIEL WINNIK	1	0	0	0	0	0	0	0	0	0	3	0.0

GOALTENDER	GP	MIN	GA	GAA	SO	W	L	OT	SA	SV%	GOALTENDER	GP	MIN	GA	GAA	SO	W	L	OT	SA	SV%
MICHAL NEUVIRTH	1	59	2	2.03	0	0	1	0	28	0.929	J.-SEBASTIEN GIGUERE	1	60	1	1.00	0	1	0	0	26	0.962

POWER PLAY	0-4 (0%)	PENALTY KILLING	2-2 (100.0%)	POWER PLAY	0-2 (0.0%)	PENALTY KILLING	4-4 (100.0%)
------------	----------	-----------------	--------------	------------	------------	-----------------	--------------

Columbus Blue Jackets

CLUB INFORMATION

Founded2000-01
Home ArenaNationwide Arena (18,144)
Stanley Cupsnone
President of Hockey Operations/Alternate Governor John Davidson
General Manager Jarmo Kekalainen
Head Coach Todd Richards
Associate Coach Craig Hartsburg
Assistant Coaches Dan Hinote
Vice President of Public Relations & Team Services Todd Sharrock
 2012-13 Record24-17-7 (55 points)
 2012-13 Finish 4th, Central Division
 2012-13 PlayoffsDNQ

Nationwide Arena
 200 W. Nationwide Blvd.
 Columbus, OH 43215
 614.246.4625
 Fax: 614.246.4007
 www.bluejackets.com



2013-14 MEETINGS

Oct. 19 at Washington
 Jan. 30 at Columbus

ALL-TIME SERIES HISTORY

	TOTALS								HOME								AWAY							
YEAR	GP	W	L	T	OT	PTS	GF	GA	GP	W	L	T	OT	PTS	GF	GA	GP	W	L	T	OT	PTS	GF	GA
00-01	1	0	1	0	0	0	1	3	0	0	0	0	0	0	0	0	1	0	1	0	0	0	1	3
01-02	2	2	0	0	0	4	11	5	1	1	0	0	0	2	6	3	1	1	0	0	0	2	5	2
02-03	2	1	0	1	0	3	6	5	1	0	0	1	0	1	2	2	1	1	0	0	0	2	4	3
03-04	1	1	0	0	0	2	5	3	0	0	0	0	0	0	0	0	1	1	0	0	0	2	5	3
05-06	1	1	0	-	0	2	3	2	1	1	0	-	0	2	3	2	0	0	0	-	0	0	0	0
06-07	Teams did not meet in 2006-07																							
07-08	1	1	0	-	0	2	4	3	0	0	0	-	0	0	0	0	1	1	0	-	0	2	4	3
08-09	2	0	2	-	0	0	0	6	1	0	1	-	0	0	0	3	1	0	1	-	0	0	0	3
09-10	2	1	0	-	1	3	7	7	1	0	0	-	1	1	4	5	1	1	0	-	0	2	3	2
10-11	1	1	0	-	0	2	4	3	1	1	0	-	0	2	4	3	0	0	0	-	0	0	0	0
11-12	1	1	0	-	0	2	4	2	0	0	0	-	0	0	0	0	1	1	0	-	0	2	4	2
12-13	Teams did not meet in 2012-13																							
Totals	14	9	3	1	1	20	45	39	6	3	1	1	1	8	19	18	8	6	2	0	0	12	26	21

SERIES INFORMATION

All-Time Series (W-L-T-OT)

Current Streak

Last Washington Win

Last Columbus Win

Last Tie

Last Overtime Game

Overtime Record

Last 10 Games (W-L-T-OT)

Longest Unbeaten Streak

Longest Winning Streak

Longest Winless Streak

Longest Losing Streak

Washington Shutouts (Last)

Columbus Shutouts (Last)

Last Washington Hat Trick

Last Columbus Hat Trick

Most Washington Goals

Most Columbus Goals

Overall

WSH leads, 9-3-1-1

3 WSH wins (4/3/10-12/31/11)

12/31/12 (4-2)

11/1/09 (5-4 ot)

1/3/03 (2-2)

3/31/11 (W, 4-3 ot)

3-1-1

6-2-1-1

7 (1/09/02-2/5/08)

3 (two times)

3 (11/29/08-11/1/09)

3 (11/29/08-11/1/09)

none

2 (1/9/09)

P. Bondra (11/29/03)

none

6 (1/9/02)

5 (11/1/09)

at Washington

WSH leads, 3-1-1-1

1 WSH win (3/31/11)

3/31/11 (4-3 ot)

11/1/09 (5-4 ot)

1/3/03 (2-2)

3/31/11 (W, 4-3 ot)

1-1-1

3-1-1-1

3 (1/9/02-10/5/05)

1 (three times)

2 (1/9/09-11/1/09)

2 (1/9/09-11/1/09)

none

1 (1/9/09)

none

none

6 (1/9/02)

5 (11/1/09)

at Columbus

WSH leads, 6-2-0-0

2 WSH win (4/3/10-12/21/12)

12/31/12 (4-2)

11/29/08 (3-0)

none

2/5/08 (W, 4-3)

2-0-0

6-2-0-0

4 (3/23/02-2/5/08)

4 (3/23/02-2/5/08)

1 (two times)

1 (two times)

none

1 (11/29/08)

P. Bondra (11/29/03)

none

5 (two times)

3 (five times)



Columbus Blue Jackets

2011-12 WASHINGTON CAPITALS VS. COLUMBUS BLUE JACKETS

CAPITALS WON SEASON SERIES 1-0-0 • COLUMBUS 0-1-0

COLUMBUS	BLUE JACKETS	CAPITALS	ATTEND	GOALTENDERS	W. GOAL
MAR 31, 2011	3	4	18,398	MICHAL NEUVIRTH / STEVE MASON	JASON CHIMERA

CAPITALS	GP	G	A	P	+/-	PIM	PP	SH	GW	EN	S	%	BLUE JACKETS	GP	G	A	P	+/-	PIM	PP	SH	GW	EN	S	%
DENNIS WIDEMAN	1	1	2	3	3	0	0	0	1	0	3	33.3	JOHN MOORE	1	1	0	1	-1	0	0	0	0	0	3	33.3
ALEX OVECHKIN	1	2	0	2	1	2	1	0	0	0	6	33.3	SAMUEL PAHLSSON	1	1	0	1	1	0	0	0	0	0	1	100
ALEXANDER SEMIN	1	1	0	1	0	0	0	0	0	0	3	33.3	JEFF CARTER	1	0	1	1	-1	0	0	0	0	0	4	0.0
KARL ALZNER	1	0	1	1	-2	0	0	0	0	0	1	0.0	MARC METHOT	1	0	1	1	0	2	0	0	0	0	2	0.0
NICKLAS BACKSTROM	1	0	1	1	0	0	0	0	0	0	0	0.0	RICK NASH	1	0	1	1	-1	0	0	0	0	0	4	0.0
ROMAN HAMRLIK	1	0	1	1	3	0	0	0	0	0	2	0.0	RJ UMBERGER	1	0	1	1	0	0	0	0	0	0	3	0.0
MARCUS JOHANSSON	1	0	1	1	1	0	0	0	0	0	0	0.0	JARED BOLL	1	0	0	0	0	0	0	0	0	0	1	0.0
DMITRY ORLOV	1	0	1	1	0	2	0	0	0	0	0	0.0	DERICK BRASSARD	1	0	0	0	0	0	0	0	0	0	2	0.0
TROY BROUWER	1	0	0	0	0	0	0	0	0	0	3	0.0	GRANT CLITSOME	1	0	0	0	0	2	0	0	0	0	2	0.0
JOHN CARLSON	1	0	0	0	-2	0	0	0	0	0	2	0.0	DEREK DORSETT	1	0	0	0	1	2	0	0	0	0	1	0.0
JASON CHIMERA	1	0	0	0	-1	2	0	0	0	0	0	0.0	RYAN JOHANSEN	1	0	0	0	0	0	0	0	0	0	3	0.0
CODY EAKIN	1	0	0	0	0	0	0	0	0	0	0	0.0	AARON JOHNSON	1	0	0	0	-1	0	0	0	0	0	2	0.0
JEFF HALPERN	1	0	0	0	1	0	0	0	0	0	1	0.0	MARK LETESTU	1	0	0	0	0	0	0	0	0	0	3	0.0
MATT HENDRICKS	1	0	0	0	0	0	0	0	0	0	0	0.0	DEREK MACKENZIE	1	0	0	0	0	0	0	0	0	0	0	0.0
MIKE KNUBLE	1	0	0	0	0	0	1	0	0	0	2	0.0	VINNY PROSPAL	1	0	0	0	0	0	0	0	0	0	1	0.0
BROOKS LAICH	1	0	0	0	-1	0	0	0	0	0	3	0.0	DAVID SAVARD	1	0	0	0	0	0	0	0	0	0	1	0.0
JEFF SCHULTZ	1	0	0	0	0	0	0	0	0	0	0	0.0	FEDOR TYUTIN	1	0	0	0	0	0	0	0	0	0	2	0.0
JOEL WARD	1	0	0	0	0	0	0	0	0	0	0	0.0	ANTOINE VERMETTE	1	0	0	0	-1	0	0	0	0	0	2	0.0

GOALTENDER	GP	MIN	GA	GAA	SO	W	L	OT	SA	SV%	GOALTENDER	GP	MIN	GA	GAA	SO	W	L	OT	SA	SV%
TOMAS VOKOUN	1	60	2	2.00	0	1	0	0	37	0.946	STEVE MASON	1	58	4	4.15	0	0	1	0	26	0.846

POWER PLAY	1-1 (100.0%)	PENALTY KILLING	1-1 (100.0%)	POWER PLAY	0-1 (0.0%)	PENALTY KILLING	0-1 (0.0%)
------------	--------------	-----------------	--------------	------------	------------	-----------------	------------

Dallas Stars

CLUB INFORMATION

Founded1967-68 (Minnesota), 1993-94 (Dallas)
Home Arena American Airlines Center (18,532)
Stanley Cups1 (1999)
General Manager Jim Nill
Head CoachLindy Ruff
Assistant CoachesCurt Fraser, James Patrick
Senior Director of Communications Tom Holy
2012-13 Record22-22-4 (48 points)
2012-13 Finish 5th, Pacific Division
2012-13 PlayoffsDNQ

American Airlines Center
 2500 Victory Avenue
 Dallas, TX 75219
 214.387.5500
 Fax: 214.387.5564
 www.dallasstars.com



2013-14 MEETINGS

Oct. 5 at Dallas
 April 1 at Washington

ALL-TIME SERIES HISTORY

YEAR	TOTALS									HOME									AWAY									
	GP	W	L	T	OT	PTS	GF	GA		GP	W	L	T	OT	PTS	GF	GA		GP	W	L	T	OT	PTS	GF	GA		
74-75	4	0	3	1	-	1	9	21		2	0	1	1	-	1	5	9		2	0	2	0	-	0	4	12		
75-76	4	0	2	2	-	2	11	17		2	0	0	2	-	2	5	5		2	0	2	0	-	0	6	12		
76-77	4	1	1	2	-	4	12	14		2	1	0	1	-	3	7	4		2	0	1	1	-	1	5	10		
77-78	4	1	2	1	-	3	8	14		2	1	1	0	-	2	2	5		2	0	1	1	-	1	6	9		
78-79	4	2	2	0	-	4	10	18		2	1	1	0	-	2	6	10		2	1	1	0	-	2	4	8		
79-80	4	0	3	1	-	1	10	18		2	0	2	0	-	0	7	9		2	0	1	1	-	1	3	9		
80-81	4	0	3	1	-	1	6	11		2	0	1	1	-	1	4	5		2	0	2	0	-	0	2	6		
81-82	3	0	2	1	-	1	8	17		1	0	1	0	-	0	1	6		2	0	1	1	-	1	7	11		
82-83	3	1	1	1	-	3	8	8		2	1	1	0	-	2	4	4		1	0	0	1	-	1	4	4		
83-84	3	3	0	0	-	6	15	2		1	1	0	0	-	2	5	1		2	2	0	0	-	4	10	1		
84-85	3	2	0	1	-	5	12	8		2	1	0	1	-	3	9	6		1	1	0	0	-	2	3	2		
85-86	3	2	1	0	-	4	16	13		1	1	0	0	-	2	7	5		2	1	1	0	-	2	9	8		
86-87	3	2	0	1	-	5	14	6		2	2	0	0	-	4	12	4		1	0	0	1	-	1	2	2		
87-88	3	2	0	1	-	5	10	4		1	1	0	0	-	2	4	1		2	1	0	1	-	3	6	3		
88-89	3	1	1	1	-	3	11	10		2	1	1	0	-	2	7	6		1	0	0	1	-	1	4	4		
89-90	3	3	0	0	-	6	13	9		1	1	0	0	-	2	5	3		2	2	0	0	-	4	8	6		
90-91	3	1	1	1	-	3	7	8		2	1	0	1	-	3	5	3		1	0	1	0	-	0	2	5		
91-92	3	1	2	0	-	2	8	10		2	0	2	0	-	0	4	8		1	1	0	0	-	2	4	2		
92-93	2	1	1	0	-	2	7	7		1	0	1	0	-	0	4	5		1	1	0	0	-	2	3	2		
93-94	2	0	2	0	-	0	5	12		1	0	1	0	-	0	3	6		1	0	1	0	-	0	2	6		
94-95	Teams did not meet in 1994-95																											
95-96	2	2	0	0	-	4	6	4		1	1	0	0	-	2	2	1		1	1	0	0	-	2	4	3		
96-97	2	0	2	0	-	0	5	10		1	0	1	0	-	0	2	5		1	0	1	0	-	0	3	5		
97-98	2	0	2	0	-	0	4	6		1	0	1	0	-	0	3	4		1	0	1	0	-	0	1	2		
98-99	2	1	1	0	-	2	2	5		1	1	0	0	-	2	2	1		1	0	1	0	-	0	0	4		
99-00	2	0	1	1	0	1	3	4		1	0	0	1	0	1	2	2		1	0	1	0	0	0	1	2		
00-01	1	0	1	0	0	0	0	2		0	0	0	0	0	0	0	0		1	0	1	0	0	0	0	2		
01-02	2	1	1	0	0	2	5	7		1	0	1	0	0	0	2	5		1	1	0	0	0	2	3	2		
02-03	2	0	2	0	0	0	3	11		1	0	1	0	0	0	1	6		1	0	1	0	0	0	2	5		
03-04	1	0	1	0	0	0	2	4		0	0	0	0	0	0	0	0		1	0	1	0	0	0	2	4		
05-06	1	0	1	-	0	0	1	4		0	0	0	-	0	0	0	0		1	0	1	-	0	0	1	4		
06-07	1	1	0	-	0	2	4	3		1	1	0	-	0	2	4	3		0	0	0	-	0	0	0	0		
07-08	Teams did not meet in 2007-08																											
08-09	1	1	0	-	0	2	6	5		0	0	0	-	0	0	0	0		1	1	0	-	0	2	6	5		
09-10	1	0	0	-	1	1	3	4		1	0	0	-	1	1	3	4		0	0	0	-	0	0	0	0		
10-11	1	0	1	-	0	0	1	2		0	0	0	-	0	0	0	0		1	0	1	-	0	0	1	2		
11-12	1	0	1	-	0	0	2	5		0	0	0	-	0	0	0	0		1	0	1	-	0	0	2	5		
12-13	Teams did not meet in 2012-13																											
Totals	87	29	41	16	1	75	247	303		42	16	17	8	1	41	127	136		45	13	24	8	0	34	120	167		

SERIES INFORMATION

	Overall	at Washington	at Dallas
All-Time Series (W-L-T-OT)	WSH trails, 29-41-16-1	WSH trails, 16-17-8-1	WSH trails, 13-24-8-0
Current Streak	3 DAL wins (3/8/10-11/8/11)	1 DAL win (3/8/10)	2 DAL win (12/2/10-11/8/11)
Last Washington Win	10/25/08 (6-5 ot)	11/30/06 (4-3)	10/25/08 (6-5 ot)
Last Dallas Win	11/8/11 (5-2)	3/8/10 (4-3 so)	11/8/11 (5-2)
Last Tie	11/17/99 (2-2)	11/17/99 (2-2)	1/30/89 (4-4)
Last Overtime Game	3/8/10 (L, 4-3 so)	3/8/10 (L, 4-3 so)	10/25/08 (W, 6-5 ot)
Overtime Record	4-1-16	1-1-8	3-0-8
Last 10 Games (W-L-T-OT)	2-7-0-1	3-5-1-1	2-8-0-0
Longest Unbeaten Streak	10 (1/21/86-1/30/89)	9 (2/3/83-11/15/88)	7 (1/25/86-3/18/90)
Longest Winning Streak	4 (2/3/83-3/21/84)	6 (1/14/85-11/15/88)	3 (2/13/84-12/12/84)
Longest Winless Streak	13 (11/3/79-12/16/82)	6 (12/12/79-10/23/82)	8 (two times)
Longest Losing Streak	5 (two times)	4 (1/7/92-4/3/94)	5 (two times)
Washington Shutouts (Last)	2 (2/20/88)	none	2 (2/20/88)
Dallas Shutouts (Last)	5 (10/14/00)	1 (1/29/78)	4 (10/14/00)
Last Washington Hat Trick	none	none	none
Last Dallas Hat Trick	R. Eriksson (11/27/76)	none	R. Eriksson (11/27/76)
Most Washington Goals	8 (10/24/86)	8 (10/24/86)	6 (three times)
Most Dallas Goals	7 (four times)	6 (four times)	7 (four times)



Dallas Stars

2011-12 WASHINGTON CAPITALS VS. DALLAS STARS

CAPITALS LOST SEASON SERIES 0-1-0 • DALLAS 1-0-0

WASHINGTON	STARS					CAPITALS					ATTEND		GOALTENDERS										W.GOAL				
NOV. 8, 2011	5					2					18,506		MICHAL NEUVIRTH/KARI LEHTONEN										ADAM BURISH				
CAPITALS	GP	G	A	P	+/-	PIM	PP	SH	GW	EN	S	%	STARS	GP	G	A	P	+/-	PIM	PP	SH	GW	EN	S	%		
JOHN CARLSON	1	1	0	1	-3	0	0	0	0	0	4	25.0	JAMIE BENN	1	1	2	3	2	0	1	0	0	0	3	33.3		
ALEXANDER SEMIN	1	1	0	1	1	4	1	0	0	0	2	50.0	MICHAEL RYDER	1	2	0	2	2	2	0	0	0	0	7	28.6		
NICKLAS BACKSTROM	1	0	1	1	-3	0	0	0	0	0	4	0.0	ADAM BURISH	1	1	1	2	1	2	0	0	1	0	2	50.0		
CODY EAKIN	1	0	1	1	1	0	0	0	0	0	1	0.0	ERIC NYSTROM	1	1	0	1	0	0	0	0	0	0	1	100		
MARCUS JOHANSSON	1	0	1	1	0	0	0	0	0	0	1	0.0	TREVOR DALEY	1	0	1	1	2	2	0	0	0	0	1	0.0		
BROOKS LAICH	1	0	1	1	0	0	0	0	0	0	1	0.0	RADEK DVORAK	1	0	1	1	0	0	0	0	0	0	0	0.0		
KARL ALZNER	1	0	0	0	0	0	0	0	0	0	1	0.0	LOUI ERIKSSON	1	0	1	1	2	0	0	0	0	0	5	0.0		
TROY BROUWER	1	0	0	0	-1	2	0	0	0	0	0	0.0	BRENDEN MORROW	1	0	1	1	1	2	0	0	0	0	3	0.0		
JASON CHIMERA	1	0	0	0	0	2	0	0	0	0	4	0.0	SHELDON SOURAY	1	0	1	1	1	2	0	0	0	0	4	0.0		
JOHN ERSKINE	1	0	0	0	0	0	0	0	0	0	3	0.0	JAKE DOWELL	1	0	0	0	0	5	0	0	0	0	0	0.0		
JEFF HALPERN	1	0	0	0	-1	2	0	0	0	0	0	0.0	VERNON FIDDLER	1	0	0	0	0	0	0	0	0	0	0	0.0		
ROMAN HAMRLIK	1	0	0	0	-2	2	0	0	0	0	0	0.0	MARK FISTRIC	1	0	0	0	0	0	0	0	0	0	1	0.0		
MATT HENDRICKS	1	0	0	0	-1	5	0	0	0	0	0	0.0	ALEX GOLIGOSKI	1	0	0	0	0	0	0	0	0	0	2	0.0		
MIKE KNUBLE	1	0	0	0	-2	0	0	0	0	0	1	0.0	NICKLAS GROSSMAN	1	0	0	0	2	0	0	0	0	0	0	0.0		
ALEX OVECHKIN	1	0	0	0	-2	0	0	0	0	0	3	0.0	TOBY PETERSEN	1	0	0	0	0	0	0	0	0	0	2	0.0		
JEFF SCHULTZ	1	0	0	0	-1	0	0	0	0	0	0	0.0	MIKE RIBEIRO	1	0	0	0	1	0	0	0	0	0	1	0.0		
JOEL WARD	1	0	0	0	0	0	0	0	0	0	2	0.0	STEPHANE ROBIDAS	1	0	0	0	1	0	0	0	0	0	2	0.0		
DENNIS WIDEMAN	1	0	0	0	-1	2	0	0	0	0	5	0.0	TOM WANDELL	1	0	0	0	0	0	0	0	0	0	2	0.0		
GOALTENDER	GP	MIN	GA	GAA	SO	W	L	OT	SA	SV%	GOALTENDER	GP	MIN	GA	GAA	SO	W	L	OT	SA	SV%						
MICHAL NEUVIRTH	1	60	5	5.00	0	0	1	0	36	0.861	KARI LEHTONEN	1	60	2	2.00	0	1	0	0	32	0.938						
POWER PLAY	1-4 (25.0%)			PENALTY KILLING			4-5 (80.0%)			POWER PLAY	1-5 (20.0%)			PENALTY KILLING			3-4 (75.0%)										

Detroit Red Wings

CLUB INFORMATION

Founded1926-27
Home Arena Joe Louis Arena (20,066)
Stanley Cups 11 (most recent, 2008)
Executive Vice President, General Manager Ken Holland
Head Coach Mike Babcock
Associate Coach Tom Renney
Assistant Coach Bill Peters
Senior Director of Communications John Hahn
 2012-13 Record 24-16-8 (56 points)
 2012-13 Finish 3rd, Central Division
 2012-13 Playoffs W. Conf. semifinals (def. by CHI, 4-3)

Joe Louis Arena
 19 Steve Yzerman Drive
 Detroit, MI 48226
 313.394.7000
 Fax: 313.567.0296
www.detroitredwings.com



2013-14 MEETINGS

Nov. 15 at Detroit
 Feb. 2 at Washington

ALL-TIME SERIES HISTORY

YEAR	TOTALS								HOME								AWAY							
	GP	W	L	T	OT	PTS	GF	GA	GP	W	L	T	OT	PTS	GF	GA	GP	W	L	T	OT	PTS	GF	GA
74-75	6	1	5	0	-	2	20	33	3	1	2	0	-	2	11	14	3	0	3	0	-	0	9	19
75-76	6	3	3	0	-	6	24	25	3	2	1	0	-	4	16	13	3	1	2	0	-	2	8	12
76-77	6	3	0	3	-	9	20	10	3	2	0	1	-	5	12	4	3	1	0	2	-	4	8	6
77-78	6	1	4	1	-	3	12	23	3	1	2	0	-	2	7	12	3	0	2	1	-	1	5	11
78-79	8	2	3	3	-	7	25	25	4	1	2	1	-	3	12	12	4	1	1	2	-	4	13	13
79-80	4	1	2	1	-	3	10	12	2	1	1	0	-	2	7	6	2	0	1	1	-	1	3	6
80-81	4	2	1	1	-	5	20	14	2	1	1	0	-	2	11	7	2	1	0	1	-	3	9	7
81-82	3	1	0	2	-	4	14	11	2	1	0	1	-	3	9	6	1	0	0	1	-	1	5	5
82-83	3	2	1	0	-	4	17	12	1	1	0	0	-	2	5	2	2	1	1	0	-	2	12	10
83-84	3	1	2	0	-	2	6	9	2	1	1	0	-	2	5	5	1	0	1	0	-	0	1	4
84-85	3	2	1	0	-	4	11	6	1	1	0	0	-	2	4	0	2	1	1	0	-	2	7	6
85-86	3	2	1	0	-	4	8	13	2	2	0	0	-	4	8	6	1	0	1	0	-	0	0	7
86-87	3	2	0	1	-	5	13	6	1	1	0	0	-	2	8	2	2	1	0	1	-	3	5	4
87-88	3	0	2	1	-	1	3	9	2	0	1	1	-	1	2	3	1	0	1	0	-	0	1	6
88-89	3	1	1	1	-	3	10	10	1	0	1	0	-	0	3	4	2	1	0	1	-	3	7	6
89-90	3	3	0	0	-	6	16	8	2	2	0	0	-	4	11	5	1	1	0	0	-	2	5	3
90-91	3	3	0	0	-	6	11	7	1	1	0	0	-	2	6	4	2	2	0	0	-	4	5	3
91-92	3	0	3	0	-	0	9	14	1	0	1	0	-	0	4	5	2	0	2	0	-	0	5	9
92-93	3	2	1	0	-	4	13	10	1	0	1	0	-	0	5	7	2	2	0	0	-	4	8	3
93-94	2	1	0	1	-	3	8	5	1	1	0	0	-	2	6	3	1	0	0	1	-	1	2	2
94-95	Teams did not meet in 1994-95																							
95-96	2	0	2	0	-	0	5	8	1	0	1	0	-	0	2	4	1	0	1	0	-	0	3	4
96-97	2	0	2	0	-	0	4	7	1	0	1	0	-	0	0	2	1	0	1	0	-	0	4	5
97-98	2	0	2	0	-	0	2	6	1	0	1	0	-	0	2	4	1	0	1	0	-	0	0	2
98-99	1	0	1	0	-	0	2	3	1	0	1	0	-	0	2	3	0	0	0	0	-	0	0	0
99-00	2	1	0	1	0	3	6	4	1	0	0	1	0	1	2	2	1	1	0	0	0	2	4	2
00-01	2	1	0	0	1	3	7	4	1	1	0	0	0	2	6	2	1	0	0	0	1	1	1	2
01-02	1	0	1	0	0	0	1	3	0	0	0	0	0	0	0	0	1	0	1	0	0	0	1	3
02-03	1	0	1	0	0	0	1	5	1	0	1	0	0	0	1	5	0	0	0	0	0	0	0	0
03-04	2	1	1	0	0	2	5	6	1	0	1	0	0	0	1	5	1	1	0	0	0	2	4	1
05-06	1	0	1	-	0	0	3	4	1	0	1	-	0	0	3	4	0	0	0	-	0	0	0	0
06-07	Teams did not meet in 2006-07																							
07-08	1	0	0	-	1	1	3	4	0	0	0	-	0	0	0	0	1	0	0	-	1	1	3	4
08-09	1	1	0	-	0	2	4	2	1	1	0	-	0	2	4	2	0	0	0	-	0	0	0	0
09-10	2	1	1	-	0	2	5	5	1	1	0	-	0	2	3	2	1	0	1	-	0	0	2	3
10-11	1	0	1	-	0	0	2	3	0	0	0	-	0	0	0	0	1	0	1	-	0	0	2	3
11-12	2	2	0	-	0	4	12	4	1	1	0	-	0	2	7	1	1	1	0	-	0	2	5	3
12-13	Teams did not meet in 2012-13																							
Totals	101	40	43	16	2	98	332	330	50	24	21	5	0	53	185	156	51	16	22	11	2	45	147	174

SERIES INFORMATION

All-Time Series (W-L-T-OT)
 Current Streak
 Last Washington Win
 Last Detroit Win
 Last Tie
 Last Overtime Game
 Overtime Record
 Last 10 Games (W-L-T-OT)
 Longest Unbeaten Streak
 Longest Winning Streak
 Longest Winless Streak
 Longest Losing Streak
 Washington Shutouts (Last)
 Detroit Shutouts (Last)
 Last Washington Hat Trick
 Last Detroit Hat Trick
 Most Washington Goals
 Most Detroit Goals

Overall

WSH trails, 40-43-16-2
 2 WSH wins (10/22/11-3/19/12)
 3/19/12 (5-3)
 3/16/11 (3-2)
 3/3/00 (2-2)
 12/17/07 (L, 4-3 so)
 4-2-16
 5-4-0-1
 9 (3/30/76-12/23/77)
 6 (11/29/89-1/22/91)
 9 (3/25/94-3/3/00)
 7 (1/13/96-10/13/98)
 3 (12/9/84)
 6 (1/11/98)
 R. Zednik (10/31/00)
 S. Fedorov (12/26/96)
 9 (2/25/90)
 8 (three times)

at Washington

WSH leads, 24-21-5-0
 3 WSH wins (1/31/09-10/22/11)
 10/22/12 (7-1)
 12/9/05 (4-3)
 3/3/00 (2-2)
 3/3/00 (T, 2-2)
 2-0-5
 4-5-1-0
 6 (2/15/76-12/23/77)
 3 (two times)
 5 (1/13/96-3/3/00)
 4 (1/13/96-10/13/98)
 1 (12/9/84)
 3 (12/4/96)
 R. Zednik (10/31/00)
 M. Bergeron (12/12/75)
 9 (2/25/90)
 8 (2/15/76)

at Detroit

WSH trails, 16-22-11-2
 1 WSH win (3/19/12)
 3/19/12 (5-3)
 3/16/11 (3-2)
 3/25/94 (2-2)
 12/17/07 (L, 4-3 so)
 2-2-11
 3-4-3
 5 (11/1/88-1/22/91)
 4 (11/27/88-1/22/91)
 5 (two times)
 4 (10/19/74-12/31/75)
 2 (3/26/81)
 3 (1/11/98)
 T. White (2/21/76)
 S. Fedorov (12/26/96)
 7 (two times)
 8 (two times)



Detroit Red Wings

2011-12 WASHINGTON CAPITALS VS. DETROIT RED WINGS

CAPITALS WON SEASON SERIES, 2-0-0 • DETROIT 0-2-0

DETROIT	RED WINGS					CAPITALS					ATTEND	GOALTENDERS										W. GOAL				
MAR 19, 2012	3					5					20,066	BRADEN HOLTBY / JIMMY HOWARD										KEITH AUCOIN				
WASHINGTON	RED WINGS					CAPITALS					ATTEND	GOALTENDERS										W. GOAL				
OCT 22, 2011	1					7					18,506	TOMAS VOKOUN / TY CONKLIN										MARCUS JOHANSSON				
CAPITALS	GP	G	A	P	+/-	PIM	PP	SH	GW	EN	S	%	RED WINGS	GP	G	A	P	+/-	PIM	PP	SH	GW	EN	S	%	
MIKE GREEN	2	2	3	5	4	0	2	0	0	0	5	40.0	BRENDAN SMITH	1	0	2	2	0	0	0	0	0	2	0.0		
ALEX OVECHKIN	2	2	2	4	0	0	2	0	0	0	6	33.3	NIKLAS KRONWALL	2	1	0	1	-1	2	1	0	0	0	3	33.3	
MATHIEU PERREAULT	2	2	1	3	2	0	0	0	0	0	2	100.0	DAN CLEARY	2	1	0	1	-2	0	0	0	0	0	10	10.0	
MARCUS JOHANSSON	2	1	2	3	2	2	0	0	1	0	2	50.0	TODD BERTUZZI	2	1	0	1	0	4	0	0	0	0	3	33.3	
MIKE KNUBLE	2	1	2	3	1	2	0	0	0	0	3	33.3	KYLE QUINCEY	1	1	0	1	-1	0	1	0	0	0	1	100.0	
ALEXANDER SEMIN	2	0	3	3	2	2	0	0	0	0	0	0.0	JIRI HUDLER	2	0	1	1	-2	2	0	0	0	0	1	0.0	
JASON CHIMERA	2	1	1	2	1	0	1	0	0	1	2	50.0	GUSTAV NYQUIST	1	0	1	1	1	0	0	0	0	0	1	0.0	
NICKLAS BACKSTROM	1	1	1	2	1	0	0	0	0	0	3	33.3	PAVEL DATSYUK	2	0	1	1	0	0	0	0	0	0	5	0.0	
DENNIS WIDEMAN	2	0	2	2	1	0	0	0	0	0	3	0.0	BRAD STUART	2	0	1	1	0	0	0	0	0	0	5	0.0	
BROOKS LAICH	2	0	2	2	0	0	0	0	0	0	4	0.0	JUSTIN ABDELKADER	2	0	1	1	-2	0	0	0	0	0	4	0.0	
MATT HENDRICKS	2	0	2	2	2	4	0	0	0	0	2	0.0	NICKLAS LIDSTROM	1	0	1	1	-1	0	0	0	0	0	5	0.0	
JOEL WARD	1	1	0	1	1	0	0	0	0	0	1	100.0	JONATHAN ERICSSON	1	0	0	0	-3	0	0	0	0	0	3	0.0	
KEITH AUCOIN	1	1	0	1	1	0	0	0	1	0	2	50.0	IAN WHITE	2	0	0	0	-1	2	0	0	0	0	5	0.0	
TROY BROUWER	2	0	1	1	0	0	0	0	0	0	2	0.0	VALTTERI FILPPULA	2	0	0	0	-2	0	0	0	0	0	5	0.0	
JEFF HALPERN	2	0	1	1	2	2	0	0	0	0	3	0.0	HENRIK ZETTERBERG	2	0	0	0	-1	2	0	0	0	0	6	0.0	
JOHN CARLSON	2	0	1	1	0	0	0	0	0	0	2	0.0	FABIAN BRUNNSTROM	1	0	0	0	-1	0	0	0	0	0	0	0.0	
JEFF SCHULTZ	2	0	0	0	-1	0	0	0	0	0	0	0.0	DOUG JANIK	1	0	0	0	0	0	0	0	0	0	1	0.0	
JAY BEAGLE	1	0	0	0	0	0	0	0	0	0	1	0.0	JAN MURSAK	1	0	0	0	0	0	0	0	0	0	1	0.0	
ROMAN HAMRLIK	2	0	0	0	4	2	0	0	0	0	3	0.0	CORY EMMERTON	2	0	0	0	-1	2	0	0	0	0	1	0.0	
KARL ALZNER	2	0	0	0	2	0	0	0	0	0	1	0.0	DARREN HELM	1	0	0	0	0	0	0	0	0	0	0	0.0	
													TOMAS HOLMSTROM	1	0	0	0	0	2	0	0	0	0	0	0.0	
													JAKUB KINDL	1	0	0	0	-3	0	0	0	0	0	1	0.0	
													JOHAN FRANZEN	1	0	0	0	-3	0	0	0	0	0	0	0.0	
													DREW MILLER	1	0	0	0	-1	0	0	0	0	0	3	0.0	
													PATRICK EAVES	1	0	0	0	-1	0	0	0	0	0	0	0.0	
GOALTENDER	GP	MIN	GA	GAA	SO	W	L	OT	SA	SV%	GOALTENDER	GP	MIN	GA	GAA	SO	W	L	OT	SA	SV%					
BRADEN HOLTBY	1	60	3	3.00	0	1	0	0	33	.909	JIMMY HOWARD	1	59	4	4.05	0	0	1	0	21	.810					
TOMAS VOKOUN	1	60	1	1.00	0	1	0	0	33	.970	TY CONKLIN	1	60	7	7.00	0	0	1	0	25	.720					
POWER PLAY	5 - 8 (62.5%)				PENALTY KILLING				5 - 7 (71.4%)				POWER PLAY	2 - 7 (28.6%)				PENALTY KILLING				3 - 8 (37.5%)				

Edmonton Oilers

CLUB INFORMATION

Founded 1972-73 (WHA), 1979-80 (NHL)
Home Arena Rexall Place (16,839)
Stanley Cups 5 (most recent, 1990)
President and Chief Operating Officer Patrick Laforge
President of Hockey Operations Kevin Lowe
General Manager Craig MacTavish
Head Coach Dallas Eakins
Associate Head Coach Keith Acton
Assistant Coaches Kelly Buchberger, Steve Smith
Director, Communications and Media Relations J.J. Hebert
2012-13 Record 19-22-7 (45 points)
2012-13 Finish 3rd, Northwest Division
2012-13 Playoffs DNQ

Rexall Place
 11230-110 Street
 Edmonton, Alb. T5G 3H7
 780.414.4000
 Fax: 780.409.5890
 www.edmontonoilers.com



2013-14 MEETINGS

Oct. 14 at Washington
 Oct. 24 at Edmonton

ALL-TIME SERIES HISTORY

	TOTALS								HOME								AWAY							
YEAR	GP	W	L	T	OT	PTS	GF	GA	GP	W	L	T	OT	PTS	GF	GA	GP	W	L	T	OT	PTS	GF	GA
79-80	4	1	3	0	-	2	13	22	2	0	2	0	-	0	5	10	2	1	1	0	-	2	8	12
80-81	4	2	1	1	-	5	17	14	2	2	0	0	-	4	12	6	2	0	1	1	-	1	5	8
81-82	3	0	2	1	-	1	10	15	2	0	1	1	-	1	7	10	1	0	1	0	-	0	3	5
82-83	3	0	2	1	-	1	9	14	1	0	1	0	-	0	3	5	2	0	1	1	-	1	6	9
83-84	3	1	2	0	-	2	16	20	2	1	1	0	-	2	13	9	1	0	1	0	-	0	3	11
84-85	3	0	1	2	-	2	11	14	1	0	1	0	-	0	5	8	2	0	0	2	-	2	6	6
85-86	3	3	0	0	-	6	15	8	2	2	0	0	-	4	10	6	1	1	0	0	-	2	5	2
86-87	3	2	1	0	-	4	13	11	1	1	0	0	-	2	5	2	2	1	1	0	-	2	8	9
87-88	3	2	1	0	-	4	8	5	2	2	0	0	-	4	6	2	1	0	1	0	-	0	2	3
88-89	3	2	1	0	-	4	16	9	1	1	0	0	-	2	5	3	2	1	1	0	-	2	11	6
89-90	3	1	2	0	-	2	11	13	2	0	2	0	-	0	7	10	1	1	0	0	-	2	4	3
90-91	3	3	0	0	-	6	12	6	1	1	0	0	-	2	6	3	2	2	0	0	-	4	6	3
91-92	2	2	0	0	-	4	12	7	1	1	0	0	-	2	6	2	1	1	0	0	-	2	6	5
92-93	2	1	1	0	-	2	6	7	1	1	0	0	-	2	4	3	1	0	1	0	-	0	2	4
93-94	2	1	0	1	-	3	5	4	1	0	0	1	-	1	2	2	1	1	0	0	-	2	3	2
94-95	Teams did not meet in 1994-95																							
95-96	2	2	0	0	-	4	8	4	1	1	0	0	-	2	6	3	1	1	0	0	-	2	2	1
96-97	2	0	2	0	-	0	2	7	1	0	1	0	-	0	1	3	1	0	1	0	-	0	1	4
97-98	2	1	1	0	-	2	4	5	1	1	0	0	-	2	2	1	1	0	1	0	-	0	2	4
98-99	2	1	1	0	-	2	6	11	1	1	0	0	-	2	4	3	1	0	1	0	-	0	2	8
99-00	1	0	1	0	0	0	2	6	0	0	0	0	0	0	0	0	1	0	1	0	0	0	2	6
00-01	1	1	0	0	0	2	4	0	1	1	0	0	0	2	4	0	0	0	0	0	0	0	0	0
01-02	2	1	1	0	0	2	5	6	1	1	0	0	0	2	4	2	1	0	1	0	0	0	1	4
02-03	1	0	1	0	0	0	3	5	0	0	0	0	0	0	0	0	1	0	1	0	0	0	3	5
03-04	1	1	0	0	0	2	1	0	1	1	0	0	0	2	1	0	0	0	0	0	0	0	0	0
05-06	Teams did not meet in 2005-06																							
06-07	1	0	1	-	0	0	0	4	0	0	0	-	0	0	0	0	1	0	1	-	0	0	0	4
07-08	1	1	0	-	0	2	5	4	1	1	0	-	0	2	5	4	0	0	0	-	0	0	0	0
08-09	1	0	1	-	0	0	2	5	1	0	1	-	0	0	2	5	0	0	0	-	0	0	0	0
09-10	1	1	0	-	0	2	4	2	0	0	0	-	0	0	0	0	1	1	0	-	0	2	4	2
10-11	1	1	0	-	0	2	5	0	1	1	0	-	0	2	5	0	0	0	0	-	0	0	0	0
11-12	1	0	1	-	0	0	2	1	0	0	0	-	0	0	0	0	1	0	1	-	0	0	1	2
12-13	Teams did not meet in 2012-13																							
Totals	64	31	27	6	0	68	227	229	32	20	10	2	0	42	130	102	32	11	17	4	0	26	96	128

SERIES INFORMATION

	Overall	at Washington	at Edmonton
All-Time Series (W-L-T-OT)	WSH leads, 31-27-6-0	WSH leads, 20-10-2-0	WSH trails, 11-17-4-0
Current Streak	1 EDM win (10/27/11)	1 WSH win (3/9/11)	1 EDM win (10/27/11)
Last Washington Win	3/9/11 (5-0)	3/9/11 (5-0)	12/19/09 (4-2)
Last Edmonton Win	10/27/11 (2-1)	1/13/09 (5-2)	10/27/11 (2-1)
Last Tie	2/15/94 (2-2)	2/15/94 (2-2)	10/24/84 (3-3)
Last Overtime Game	1/17/08 (W, 5-4 so)	1/17/08 (W, 5-4 so)	10/24/93 (W, 3-2)
Overtime Record	3-0-6	2-0-2	1-0-4
Last 10 Games (W-L-T-OT)	5-5-0-0	8-2-0-0	2-8-0-0
Longest Unbeaten Streak	6 (2/14/90-3/22/92)	6 (two times)	5 (2/17/89-10/23/91)
Longest Winning Streak	6 (2/14/90-3/22/92)	6 (two times)	5 (2/17/89-10/23/91)
Longest Winless Streak	8 (1/13/82-11/9/83)	4 (1/13/82-11/9/83)	9 (2/15/80-2/23/85)
Longest Losing Streak	4 (2/23/83-11/9/83)	3 (2/28/82-11/9/83)	7 (2/9/97-10/28/06)
Washington Shutouts (Last)	5 (3/9/11)	4 (3/9/11)	1 (10/28/90)
Edmonton Shutouts (Last)	1 (10/28/06)	none	1 (10/28/06)
Last Washington Hat Trick	P. Bondra (3/10/02)	P. Bondra (3/10/02)	none
Last Edmonton Hat Trick	E. Cole (1/13/09)	E. Cole (1/13/09)	F. Pisani (3/22/03)
Most Washington Goals	9 (2/5/84)	9 (2/5/84)	8 (2/17/89)
Most Edmonton Goals	11 (11/2/83)	8 (11/9/84)	11 (11/2/83)



Edmonton Oilers

2011-12 WASHINGTON CAPITALS VS. EDMONTON OILERS

CAPITALS LOST SEASON SERIES, 0-1-0 • EDMONTON 1-0-0

EDMONTON	OILERS	CAPITALS	ATTEND	GOALTENDERS	W.GOAL
OCT. 27, 2011	2	1	16,839	NIKOLAI KHABIBULIN/TOMAS VOKOUN	JORDAN EBERLE

CAPITALS	GP	G	A	P	+/-	PIM	PP	SH	GW	EN	S	%	OILERS	GP	G	A	P	+/-	PIM	PP	SH	GW	EN	S	%
KARL ALZNER	1	1	0	1	1	2	0	0	0	0	1	100	JORDAN EBERLE	1	1	1	2	-1	0	1	0	1	0	1	100
JASON CHIMERA	1	0	1	1	1	0	0	0	0	0	2	0.0	COREY POTTER	1	0	2	2	-1	0	0	0	0	0	4	0.0
JEFF HALPERN	1	0	1	1	1	0	0	0	0	0	1	0.0	TAYLOR HALL	1	1	0	1	-1	0	1	0	0	0	2	50.0
NICKLAS BACKSTROM	1	0	0	0	0	0	0	0	0	0	4	0.0	RYAN NUGENT-HOPKINS	1	0	1	1	-1	0	0	0	0	0	1	0.0
TROY BROUWER	1	0	0	0	0	2	0	0	0	0	4	0.0	CAM BARKER	1	0	0	0	0	0	0	0	0	0	2	0.0
JOHN CARLSON	1	0	0	0	0	2	0	0	0	0	1	0.0	ERIC BELANGER	1	0	0	0	0	0	0	0	0	0	0	0.0
SEAN COLLINS	1	0	0	0	1	0	0	0	0	0	3	0.0	BEN EAGER	1	0	0	0	0	0	0	0	0	0	0	0.0
ROMAN HAMRLIK	1	0	0	0	0	2	0	0	0	0	1	0.0	SAM GAGNER	1	0	0	0	0	0	0	0	0	0	1	0.0
MATT HENDRICKS	1	0	0	0	0	2	0	0	0	0	1	0.0	TOM GILBERT	1	0	0	0	-1	0	0	0	0	0	1	0.0
MARCUS JOHANSSON	1	0	0	0	0	2	0	0	0	0	2	0.0	SHAWN HORCOFF	1	0	0	0	0	0	0	0	0	0	0	0.0
MIKE KNUBLE	1	0	0	0	0	0	0	0	0	0	1	0.0	RYAN JONES	1	0	0	0	0	0	0	0	0	0	2	0.0
BROOKS LAICH	1	0	0	0	0	0	0	0	0	0	2	0.0	ANTON LANDER	1	0	0	0	0	4	0	0	0	0	1	0.0
ALEX OVECHKIN	1	0	0	0	0	0	0	0	0	0	7	0.0	MAGNUS PAAJARVI	1	0	0	0	0	0	0	0	0	0	0	0.0
MATHIEU PERREAULT	1	0	0	0	0	2	0	0	0	0	0	0.0	THEO PECKHAM	1	0	0	0	0	2	0	0	0	0	0	0.0
JEFF SCHULTZ	1	0	0	0	0	2	0	0	0	0	0	0.0	LENNART PETRELL	1	0	0	0	0	0	0	0	0	0	0	0.0
ALEXANDER SEMIN	1	0	0	0	0	2	0	0	0	0	2	0.0	LADISLAV SMID	1	0	0	0	1	2	0	0	0	0	0	0.0
JOEL WARD	1	0	0	0	1	0	0	0	0	0	0	0.0	RYAN SMYTH	1	0	0	0	0	2	0	0	0	0	4	0.0
DENNIS WIDEMAN	1	0	0	0	0	0	0	0	0	0	3	0.0	ANDY SUTTON	1	0	0	0	0	2	0	0	0	0	0	0.0
GOALTENDER	GP	MIN	GA	GAA	SO	W	L	OT	SA	SV%	GOALTENDER	GP	MIN	GA	GAA	SO	W	L	OT	SA	SV%				
TOMAS VOKOUN	1	59	2	2.04	0	0	1	0	19	0.895	NIKOLAI KHABIBULIN	1	60	1	1.00	0	1	0	0	35	0.971				
POWER PLAY	0-4 (0.0%)			PENALTY KILLING				6-8 (75.0%)				POWER PLAY	2-8 (25.0%)			PENALTY KILLING				4-4 (100.0%)					

Florida Panthers

CLUB INFORMATION

Founded1993-94
Home Arena BB&T Center (17,040)
Stanley Cupsnone
President Michael R. Yormark
Executive V.P. and General Manager, Hockey Operations Dale Tallon
Head Coach Kevin Dineen
Assistant Coaches Gord Murphy, Craig Ramsay
Vice President, Communications and Public Affairs Matt Sacco
2012-13 Record 15-27-6 (36 points)
2012-13 Finish 5th, Southeast Division
2012-13 Playoffs DNQ

BB&T Center
 1 Panther Way
 Sunrise, FL 33323
 954.835.7000
 Fax: 954.835.7700
 www.floridapanthers.com



2013-14 MEETINGS

Nov. 2 at Washington
 Dec. 13 at Florida
 Feb. 27 at Florida

ALL-TIME SERIES HISTORY

	TOTALS									HOME									AWAY								
YEAR	GP	W	L	T	OT	PTS	GF	GA		GP	W	L	T	OT	PTS	GF	GA		GP	W	L	T	OT	PTS	GF	GA	
93-94	5	2	2	1	-	5	13	15		2	1	0	1	-	3	7	5		3	1	2	0	-	2	6	10	
94-95	4	2	1	1	-	5	9	9		2	2	0	0	-	4	6	2		2	0	1	1	-	1	3	7	
95-96	5	1	3	1	-	3	16	18		3	0	3	0	-	0	9	12		2	1	0	1	-	3	7	6	
96-97	5	2	1	2	-	6	13	11		2	0	0	2	-	2	4	4		3	2	1	0	-	4	9	7	
97-98	6	3	3	0	-	6	20	19		3	2	1	0	-	4	9	9		3	1	2	0	-	2	11	10	
98-99	5	3	1	1	-	7	15	7		3	1	1	1	-	3	8	7		2	2	0	0	-	4	7	0	
99-00	5	3	2	0	0	6	14	11		2	2	0	0	0	4	7	4		3	1	2	0	0	2	7	7	
00-01	5	4	1	0	0	8	14	10		3	3	0	0	0	6	10	4		2	1	1	0	0	2	4	6	
01-02	5	3	2	0	0	6	12	13		2	1	1	0	0	2	5	5		3	2	1	0	0	4	7	8	
02-03	5	4	0	1	0	9	20	5		3	3	0	0	0	6	17	3		2	1	0	1	0	3	3	2	
03-04	6	1	2	2	1	5	11	13		3	0	1	1	1	2	4	6		3	1	1	1	0	3	7	7	
05-06	8	1	5	-	2	4	16	26		4	0	2	-	2	2	8	16		4	1	3	-	0	2	8	10	
06-07	8	3	3	-	2	8	24	28		4	2	1	-	1	5	12	11		4	1	2	-	1	3	12	17	
07-08	8	4	3	-	1	9	20	17		4	2	1	-	1	5	12	10		4	2	2	-	0	4	8	7	
08-09	6	3	3	-	0	6	19	21		3	1	2	-	0	2	8	12		3	2	1	-	0	4	11	9	
09-10	6	6	0	-	0	12	33	15		3	3	0	-	0	6	17	7		3	3	0	-	0	6	16	8	
10-11	6	3	2	-	1	7	14	14		3	2	1	-	0	4	8	7		3	1	1	-	1	3	6	7	
11-12	6	4	2	-	0	8	18	12		3	3	0	-	0	6	11	2		3	1	2	-	0	2	7	10	
12-13	4	4	0	-	0	8	22	9		2	2	0	-	0	4	12	1		2	2	0	-	0	4	10	8	
Totals	108	52	36	9	7	128	323	273		54	30	14	5	5	70	174	127		54	26	22	4	2	58	149	146	

SERIES INFORMATION

	Overall	at Washington	at Florida
All-Time Series (W-L-T-OT)	WSH leads, 52-36-9-7	WSH leads, 30-14-5-5	WSH leads, 26-22-4-2
Current Streak	7 WSH wins (2/7/12-4/6/13)	7 WSH wins (1/8/11-3/7/13)	3 WSH wins (2/17/12-4/6/13)
Last Washington Win	4/6/13 (4-3 ot)	3/7/13 (7-1)	4/6/13 (4-3)
Last Florida Win	2/1/12 (4-1)	12/9/10 (3-0)	2/1/12 (4-1)
Last Tie	2/21/04 (2-2)	2/21/04 (2-2)	12/17/03 (2-2)
Last Overtime Game	2/12/13 (W, 6-5 ot)	11/28/07 (L, 2-1 so)	2/12/13 (W, 6-5 ot)
Overtime Record	8-7-9	3-5-5	5-2-4
Last 10 Games (W-L-OT)	8-2-0	9-1-0	6-3-1
Longest Unbeaten Streak	7 (two times)	7 (1/8/11-3/7/13)	4 (1/12/02-12/17/03)
Longest Winning Streak	7 (2/7/12-4/6/13)	7 (1/8/11-3/7/13)	4 (1/12/02-12/17/03)
Longest Winless Streak	8 (3/2/04-3/22/06)	7 (11/22/03-3/18/06)	4 (1/13/07-11/15/07)
Longest Losing Streak	8 (3/2/04-3/22/06)	5 (3/2/04-3/18/06)	4 (1/13/07-11/15/07)
Washington Shutouts (Last)	10 (2/9/13)	5 (2/9/13)	5 (3/17/09)
Florida Shutouts (Last)	5 (4/9/11)	4 (12/9/10)	1 (4/9/11)
Last Washington Hat Trick	A. Ovechkin (4/6/13)	C. Clark (3/18/06)	A. Ovechkin (4/6/13)
Last Florida Hat Trick	O. Jokinen (2/27/07)	O. Jokinen (2/27/07)	S. Weiss (1/13/07)
Most Washington Goals	12 (1/11/03)	12 (1/11/03)	7 (3/16/10)
Most Florida Goals	7 (two times)	6 (3/1/09)	7 (two times)



Florida Panthers

2012-13 WASHINGTON CAPITALS VS. FLORIDA PANTHERS

CAPITALS WON SEASON SERIES, 4-0-0 • FLORIDA 0-3-1

FLORIDA	PANTHERS	CAPITALS	ATTEND	GOALTENDERS	W. GOAL
FEB 12, 2013	5	6	15,340	BRADEN HOLTBY / SCOTT CLEMMENSEN	TROY BROUWER
APR 6, 2013	3	4	16,886	BRADEN HOLTBY / JACOB MARKSTROM	ALEX OVECHKIN

WASHINGTON	PANTHERS	CAPITALS	ATTEND	GOALTENDERS	W. GOAL
FEB 9, 2013	0	5	18,506	BRADEN HOLTBY / JOSE THEODORE	TROY BROUWER
MAR 7, 2013	1	7	18,506	BRADEN HOLTBY / JACOB MARKSTROM	WOJTEK WOLSKI

CAPITALS	GP	G	A	P	+/-	PIM	PP	SH	GW	EN	S	%	PLAYER	GP	G	A	P	+/-	PIM	PP	SH	GW	EN	S	%
ALEX OVECHKIN	4	6	4	10	4	2	4	0	1	0	16	37.5	SHAWN MATTHIAS	4	1	3	4	1	0	0	0	0	10	10.0	
MIKE RIBEIRO	4	3	6	9	0	0	2	0	0	0	6	50.0	JONATHAN HUBERDEAU	4	2	1	3	-1	2	0	0	0	7	28.6	
NICKLAS BACKSTROM	4	0	6	6	3	2	0	0	0	0	6	0.0	PETER MUELLER	4	1	2	3	0	0	1	0	0	9	11.1	
TROY BROUWER	4	3	2	5	1	0	1	0	2	0	11	27.3	TOMAS KOPECKY	4	2	0	2	-2	2	0	0	0	9	22.2	
MATHIEU PERREAULT	4	2	2	4	5	2	0	0	0	0	7	28.6	JACK SKILLE	4	1	1	2	3	0	0	0	0	10	10.0	
ERIC FEHR	4	2	2	4	3	2	1	0	0	0	10	20.0	TOMAS FLEISCHMANN	4	1	1	2	-3	0	0	0	0	8	12.5	
JOEL WARD	4	1	3	4	3	0	0	0	0	0	4	25.0	DREW SHORE	3	1	1	2	0	2	0	0	0	7	14.3	
JOHN CARLSON	4	1	2	3	2	0	0	0	0	0	5	20.0	T.J BRENNAN	1	0	1	1	2	0	0	0	0	2	0.0	
WOJTEK WOLSKI	3	1	2	3	2	0	0	0	1	0	5	20.0	FILIP KUBA	4	0	1	1	0	0	0	0	0	6	0.0	
MATT HENDRICKS	4	1	1	2	1	4	0	0	0	0	8	12.5	ERIK GUDBRANSON	4	0	1	1	-4	15	0	0	0	8	0.0	
MARCUS JOHANSSON	1	0	2	2	1	0	0	0	0	0	1	0.0	MARCEL GOC	4	0	1	1	1	0	0	0	0	12	0.0	
MIKE GREEN	3	0	2	2	2	2	0	0	0	0	5	0.0	DMITRY KULIKOV	3	0	1	1	0	2	0	0	0	4	0.0	
JOHN ERSKINE	4	1	0	1	1	7	0	0	0	0	9	11.1	GEORGE PARROS	4	0	0	0	-3	7	0	0	0	1	0.0	
KARL ALZNER	4	1	0	1	4	0	0	0	0	0	3	33.3	COLBY ROBAK	1	0	0	0	-1	0	0	0	0	1	0.0	
TOMAS KUNDRATEK	3	0	1	1	0	2	0	0	0	0	3	0.0	NOLAN YONKMAN	1	0	0	0	0	2	0	0	0	1	0.0	
JASON CHIMERA	4	0	1	1	-3	9	0	0	0	0	5	0.0	BRIAN CAMPBELL	4	0	0	0	-4	0	0	0	0	2	0.0	
JEFF SCHULTZ	3	0	1	1	-1	2	0	0	0	0	4	0.0	JONATHAN RHEAULT	1	0	0	0	1	0	0	0	0	1	0.0	
MARTIN ERAT	1	0	0	0	0	0	0	0	0	0	0	0.0	ALEXEI KOVALEV	1	0	0	0	-1	0	0	0	0	2	0.0	
JACK HILLEN	1	0	0	0	1	0	0	0	0	0	0	0.0	MICHAEL SANTORELLI	1	0	0	0	-1	0	0	0	0	0	0.0	
JAY BEAGLE	4	0	0	0	-2	0	0	0	0	0	2	0.0	KRIS VERSTEEG	2	0	0	0	-2	4	0	0	0	3	0.0	
JOEY CRABB	3	0	0	0	-1	0	0	0	0	0	1	0.0	TYSON STRACHAN	4	0	0	0	-5	20	0	0	0	1	0.0	

GOALTENDER	GP	MIN	GA	GAA	SO	W	L	OT	SA	SV%	GOALTENDER	GP	MIN	GA	GAA	SO	W	L	OT	SA	SV%
BRADEN HOLTBY	4	240	9	2.25	1	4	0	0	119	.924	SCOTT CLEMMENSEN	4	128	11	5.14	2	0	0	1	57	.807
											JOSE THEODORE	1	49	5	6.08	0	0	1	0	21	.762
											JACOB MARKSTROM	2	61	6	5.86	0	0	2	0	33	.818

POWER PLAY	8 - 13 (61.5%)	PENALTY KILLING	10 - 11 (90.9%)	POWER PLAY	1 - 11 (9.1%)	PENALTY KILLING	5 - 13 (38.5%)
------------	----------------	-----------------	-----------------	------------	---------------	-----------------	----------------

Los Angeles Kings

2011-12 WASHINGTON CAPITALS VS. LOS ANGELES KINGS

CAPITALS LOST SEASON SERIES, 0-1-0 • LOS ANGELES 1-0-0

LOS ANGELES	KINGS	CAPITALS	ATTEND	GOALTENDERS	W. GOAL
JAN 9, 2012	5	2	18,118	JONATHAN BERNIER / TOMAS VOKOUN	JACK JOHNSON

CAPITALS	GP	G	A	P	+/-	PIM	PP	SH	GW	EN	S	%	KINGS	GP	G	A	P	+/-	PIM	PP	SH	GW	EN	S	%
MARCUS JOHANSSON	1	2	0	2	1	0	0	0	0	0	3	66.7	KYLE CLIFFORD	1	1	1	2	2	2	0	0	0	0	3	33.3
ROMAN HAMRLIK	1	0	1	1	0	0	0	0	0	0	1	0.0	JACK JOHNSON	1	1	1	2	0	0	0	0	1	0	3	33.3
MIKE KNUBLE	1	0	1	1	0	0	0	0	0	0	0	0.0	TRENT HUNTER	1	0	2	2	2	0	0	0	0	0	1	0.0
ALEXANDER SEMIN	1	0	1	1	2	2	0	0	0	0	3	0.0	JARRET STOLL	1	1	0	1	0	0	0	0	0	0	5	20.0
DENNIS WIDEMAN	1	0	0	0	-1	0	0	0	0	0	3	0.0	JUSTIN WILLIAMS	1	1	0	1	0	0	1	0	0	0	3	33.3
BROOKS LAICH	1	0	0	0	-2	0	0	0	0	0	2	0.0	ANZE KOPITAR	1	1	0	1	0	2	0	0	0	0	3	33.3
MATT HENDRICKS	1	0	0	0	-1	5	0	0	0	0	2	0.0	MIKE RICHARDS	1	0	1	1	0	0	0	0	0	0	1	0.0
JOEL WARD	1	0	0	0	-1	0	0	0	0	0	1	0.0	DUSTIN BROWN	1	0	1	1	0	2	0	0	0	0	3	0.0
JEFF HALPERN	1	0	0	0	-1	0	0	0	0	0	0	0.0	WILLIE MITCHELL	1	0	1	1	1	7	0	0	0	0	0	0.0
JOHN ERSKINE	1	0	0	0	0	0	0	0	0	0	0	0.0	DREW DOUGHTY	1	0	1	1	1	0	0	0	0	0	4	0.0
JASON CHIMERA	1	0	0	0	-1	9	0	0	0	0	1	0.0	DUSTIN PENNER	1	0	1	1	0	0	0	0	0	0	3	0.0
DMITRI ORLOV	1	0	0	0	-1	0	0	0	0	0	1	0.0	COLIN FRASER	1	0	0	0	1	5	0	0	0	0	0	0.0
JOHN CARLSON	1	0	0	0	-1	0	0	0	0	0	0	0.0	MATT GREENE	1	0	0	0	0	0	0	0	0	0	1	0.0
JAY BEAGLE	1	0	0	0	-1	0	0	0	0	0	0	0.0	ROB SCUDERI	1	0	0	0	1	0	0	0	0	0	0	0.0
KARL ALZNER	1	0	0	0	-1	2	0	0	0	0	0	0.0	ANDREI LOKTIONOV	1	0	0	0	1	0	0	0	0	0	1	0.0
MATHIEU PERREAULT	1	0	0	0	-1	0	0	0	0	0	0	0.0	ALEC MARTINEZ	1	0	0	0	1	0	0	0	0	0	4	0.0
TROY BROUWER	1	0	0	0	0	0	0	0	0	0	2	0.0	TREVOR LEWIS	1	0	0	0	0	0	0	0	0	0	0	0.0
ALEX OVECHKIN	1	0	0	0	-1	0	0	0	0	0	3	0.0	BRAD RICHARDSON	1	0	0	0	0	0	0	0	0	0	0	0.0

GOALTENDER	GP	MIN	GA	GAA	SO	W	L	OT	SA	SV%	GOALTENDER	GP	MIN	GA	GAA	SO	W	L	OT	SA	SV%
MICHAL NEUVIRTH	1	20	1	3.00	0	0	0	0	8	.875	JONATHAN BERNIER	1	60	2	2.00	0	1	0	0	22	.909
TOMAS VOKOUN	1	40	4	6.00	0	0	1	0	27	.852											

POWER PLAY	0 - 3 (0%)	PENALTY KILLING	2 - 3 (66.7%)	POWER PLAY	1 - 3 (33.3%)	PENALTY KILLING	3 - 3 (100%)
------------	------------	-----------------	---------------	------------	---------------	-----------------	--------------

Minnesota Wild

CLUB INFORMATION

Founded2000-01
Home ArenaXcel Energy Center (18,064)
Stanley Cupsnone
General ManagerChuck Fletcher
Head CoachMike Yeo
Assistant CoachesRick Wilson, Darryl Sydor, Darby Hendrickson
Director of Media RelationsAaron Sickman
 2012-13 Record26-19-3 (55 points)
 2012-13 Finish2nd, Northwest Division
 2012-13 Playoffs W. Conf. quarterfinals (def. by CHI, 4-1)

Xcel Energy Center
 317 Washington Street
 St. Paul, MN 55102
 651.602.6000
 Fax: 651.222.1055
 www.wild.com



2013-14 MEETINGS

Nov. 7 at Washington
 Jan. 4 at Minnesota

ALL-TIME SERIES HISTORY

YEAR	TOTALS									HOME								AWAY							
	GP	W	L	T	OT	PTS	GF	GA	GP	W	L	T	OT	PTS	GF	GA	GP	W	L	T	OT	PTS	GF	GA	
00-01	2	1	1	0	0	2	2	4	1	1	0	0	0	2	2	1	1	0	1	0	0	0	0	3	0
01-02	1	1	0	0	0	2	2	1	1	1	0	0	0	2	2	1	0	0	0	0	0	0	0	0	0
02-03	2	0	2	0	0	0	3	5	1	0	1	0	0	0	3	4	1	0	1	0	0	0	0	1	0
03-04	1	0	1	0	0	0	1	2	0	0	0	0	0	0	0	0	1	0	1	0	0	0	1	2	
05-06	Teams did not meet in 2005-06																								
06-07	1	0	0	-	1	1	2	3	0	0	0	-	0	0	0	0	1	0	0	-	1	1	2	3	
07-08	1	1	0	-	0	2	4	1	1	1	0	-	0	2	4	1	0	0	0	-	0	0	0	0	0
08-09	1	0	1	-	0	0	3	4	0	0	0	-	0	0	0	0	1	0	1	-	0	0	3	4	0
09-10	1	1	0	-	0	2	3	1	1	1	0	-	0	2	3	1	0	0	0	-	0	0	0	0	0
10-11	1	0	1	-	0	0	1	2	0	0	0	-	0	0	0	0	1	0	1	-	0	0	1	2	0
11-12	1	1	0	-	0	2	3	0	1	1	0	-	0	2	3	0	0	0	0	-	0	0	0	0	0
12-13	Teams did not meet in 2012-13																								
Totals	12	5	6	0	1	11	24	23	6	5	1	0	0	10	17	8	6	0	5	0	1	1	7	15	0

SERIES INFORMATION

All-Time Series (W-L-T-OT)

Current Streak

Last Washington Win

Last Minnesota Win

Last Tie

Last Overtime Game

Overtime Record

Last 10 Games (W-L-OT)

Longest Unbeaten Streak

Longest Winning Streak

Longest Winless Streak

Longest Losing Streak

Washington Shutouts (Last)

Minnesota Shutouts (Last)

Last Washington Hat Trick

Last Minnesota Hat Trick

Most Washington Goals

Most Minnesota Goals

Overall

WSH trails, 5-6-0-1

1 WSH win (3/25/11)

3/25/11 (3-0)

10/28/10 (2-1)

none

10/12/06 (L, 3-2 so)

0-1-0

4-5-1

1 (four times)

1 (four times)

4 (11/16/02-10/12/06)

4 (11/16/02-10/12/06)

none

2 (11/16/02)

none

none

4 (2/26/08)

4 (two times)

at Washington

WSH leads, 5-1-0-0

3 WSH wins (2/26/08-3/25/11)

3/25/11 (3-0)

11/21/02 (4-3)

none

none

none

5-1-0

2 (two times)

2 (two times)

1 (11/1/03)

1 (11/1/03)

none

none

none

4 (2/26/08)

4 (11/21/03)

at Minnesota

WSH trails, 0-5-0-1

6 MIN wins (1/10/01-10/28/10)

none

10/28/10 (2-1)

none

10/12/06 (L, 3-2 so)

0-1-0

0-5-1

none

none

6 (1/10/01-10/28/10)

6 (1/10/01-10/28/10)

none

2 (11/16/02)

none

3 (11/24/08)

4 (11/24/08)



Minnesota Wild

2011-12 WASHINGTON CAPITALS VS. MINNESOTA WILD

CAPITALS WON SEASON SERIES 1-0-0 • MINNESOTA 0-1-0

WASHINGTON

MAR. 25, 2012

WILD

0

CAPITALS

3

ATTEND

18,506

GOALTENDERS

BRADEN HOLTBY/MATT HACKETT

W.GOAL

JASON CHIMERA

CAPITALS

GP	G	A	P	+/	PIM	PP	SH	GW	EN	S	%
ALEX OVECHKIN	1	1	1	2	1	0	0	0	0	5	20.0
JASON CHIMERA	1	1	0	1	1	0	0	0	1	2	50.0
MATHIEU PERREAULT	1	1	0	1	1	0	1	0	0	1	100
TROY BROUWER	1	0	1	1	0	2	0	0	0	1	0.0
JOHN CARLSON	1	0	1	1	1	0	0	0	0	0	0.0
MARCUS JOHANSSON	1	0	1	1	1	0	0	0	0	0	0.0
ALEXANDER SEMIN	1	0	1	1	1	0	0	0	0	4	0.0
KARL ALZNER	1	0	0	0	0	0	0	0	0	0	0.0
KEITH AUCOIN	1	0	0	0	1	0	0	0	0	0	0.0
JAY BEAGLE	1	0	0	0	0	0	0	0	0	2	0.0
MIKE GREEN	1	0	0	0	1	0	0	0	0	3	0.0
ROMAN HAMRLIK	1	0	0	0	1	0	0	0	0	0	0.0
MATT HENDRICKS	1	0	0	0	0	0	0	0	0	3	0.0
MIKE KNUBLE	1	0	0	0	0	0	0	0	0	0	0.0
BROOKS LAICH	1	0	0	0	0	0	0	0	0	1	0.0
DMITRY ORLOV	1	0	0	0	0	0	0	0	0	0	0.0
JEFF SCHULTZ	1	0	0	0	1	0	0	0	0	0	0.0
DENNIS WIDEMAN	1	0	0	0	0	2	0	0	0	1	0.0

GOALTENDER

BRADEN HOLTBY	1	60	0	0.00	1	1	0	0	28	1.000
---------------	---	----	---	------	---	---	---	---	----	-------

POWER PLAY

1 - 3 (33.3%)

PENALTY KILLING

2-2 (100.0%)

WILD

GP	G	A	P	+/	PIM	PP	SH	GW	EN	S	%
KYLE BRODZIAK	1	0	0	0	0	0	1	0	0	0	0.0
ERIK CHRISTENSEN	1	0	0	0	0	0	0	0	0	2	0.0
CAL CLUTTERBUCK	1	0	0	0	0	2	0	0	0	2	0.0
KURTIS FOSTER	1	0	0	0	0	0	0	0	0	4	0.0
TOM GILBERT	1	0	0	0	-1	0	0	0	0	1	0.0
DANY HEATLEY	1	0	0	0	-1	0	0	0	0	4	0.0
NICK JOHNSON	1	0	0	0	0	0	0	0	0	2	0.0
STEVEN KAMPFER	1	0	0	0	-1	0	0	0	0	1	0.0
MIKKO KOIVU	1	0	0	0	-1	0	0	0	0	1	0.0
JED ORTMAYER	1	0	0	0	-1	0	0	0	0	1	0.0
WARREN PETERS	1	0	0	0	-1	0	0	0	0	0	0.0
DARROLL POWE	1	0	0	0	0	0	0	0	0	3	0.0
NATE PROSSER	1	0	0	0	-1	0	0	0	0	1	0.0
CHAD RAU	1	0	0	0	0	0	0	0	0	0	0.0
MARCO SCANDELLA	1	0	0	0	0	0	0	0	0	1	0.0
DEVIN SETOGUCHI	1	0	0	0	-1	2	0	0	0	4	0.0
CLAYTON STONER	1	0	0	0	-1	2	0	0	0	1	0.0
STEPHANE VEILLEUX	1	0	0	0	-1	0	0	0	0	0	0.0

GOALTENDER

MATT HACKETT	1	60	3	3.00	0	0	1	0	23	0.870
--------------	---	----	---	------	---	---	---	---	----	-------

POWER PLAY

0-2 (0.0%)

PENALTY KILLING

2-3 (66.7%)



Montreal Canadiens

CLUB INFORMATION

Founded1909-10, 1917-18 (NHL)
Home ArenaBell Centre (21,273)
Stanley Cups24 (most recent, 1993)
Executive Vice President & General ManagerMarc Bergevin
Head Coach Michel Therrien
Assistant Coaches Gerard Gallant, Clément Jodoin, Jean-Jacques Daigneault
Senior V.P., Communications & Community RelationsDonald Beauchamp
2012-13 Record29-14-5 (63 points)
2012-13 Finish1st, Northeast Division
2012-13 PlayoffsE. Conf. quarterfinals (def. by OTT, 4-1)

Bell Centre
 1909, avenue des Canadiens-de-
 Montréal
 Montréal, Qué H3B 5E8
 514.932.2582
 Fax: 514.932.8285
 www.canadiens.com



2013-14 MEETINGS

Nov. 22 at Washington
 Nov. 29 at Washington
 Jan. 25 at Montreal

ALL-TIME SERIES HISTORY

TOTALS										HOME										AWAY									
YEAR	GP	W	L	T	OT	PTS	GF	GA		GP	W	L	T	OT	PTS	GF	GA			GP	W	L	T	OT	PTS	GF	GA		
74-75	6	0	6	0	-	0	9	49		3	0	3	0	-	0	3	21			3	0	3	0	-	0	6	28		
75-76	6	0	6	0	-	0	9	34		3	0	3	0	-	0	5	13			3	0	3	0	-	0	4	21		
76-77	6	0	6	0	-	0	5	34		3	0	3	0	-	0	1	11			3	0	3	0	-	0	4	23		
77-78	6	0	5	1	-	1	13	31		3	0	2	1	-	1	9	17			3	0	3	0	-	0	4	14		
78-79	8	0	7	1	-	1	17	43		4	0	3	1	-	1	11	24			4	0	4	0	-	0	6	19		
79-80	4	1	2	1	-	3	8	11		2	1	0	1	-	3	5	3			2	0	2	0	-	0	3	8		
80-81	4	0	2	2	-	2	10	18		2	0	0	2	-	2	5	5			2	0	2	0	-	0	5	13		
81-82	3	2	1	0	-	4	11	9		2	2	0	0	-	4	8	3			1	0	1	0	-	0	3	6		
82-83	3	0	1	2	-	2	7	10		1	0	0	1	-	1	3	3			2	0	1	1	-	1	4	7		
83-84	3	3	0	0	-	6	11	3		2	2	0	0	-	4	6	1			1	1	0	0	-	2	5	2		
84-85	3	1	1	1	-	3	7	6		1	1	0	0	-	2	3	1			2	0	1	1	-	1	4	5		
85-86	3	2	0	1	-	5	12	9		2	2	0	0	-	4	8	5			1	0	0	1	-	1	4	4		
86-87	3	3	0	0	-	6	10	6		1	1	0	0	-	2	3	1			2	2	0	0	-	4	7	5		
87-88	3	1	1	1	-	3	8	8		2	1	1	0	-	2	6	6			1	0	0	1	-	1	2	2		
88-89	3	1	1	1	-	3	6	4		1	1	0	0	-	2	4	1			2	0	1	1	-	1	2	3		
89-90	3	2	1	0	-	4	12	10		2	1	1	0	-	2	8	7			1	1	0	0	-	2	4	3		
90-91	3	0	3	0	-	0	5	11		1	0	1	0	-	0	3	4			2	0	2	0	-	0	2	7		
91-92	3	3	0	0	-	6	11	6		2	2	0	0	-	4	7	4			1	1	0	0	-	2	4	2		
92-93	3	2	0	1	-	5	8	3		1	1	0	0	-	2	4	0			2	1	0	1	-	3	4	3		
93-94	4	1	2	1	-	3	8	12		2	0	1	1	-	1	2	6			2	1	1	0	-	2	6	6		
94-95	3	1	2	0	-	2	7	8		1	1	0	0	-	2	5	1			2	0	2	0	-	0	2	7		
95-96	4	3	1	0	-	6	13	7		2	2	0	0	-	4	9	2			2	1	1	0	-	2	4	5		
96-97	4	4	0	0	-	8	11	4		2	2	0	0	-	4	6	3			2	2	0	0	-	4	5	1		
97-98	4	2	1	1	-	5	13	12		2	0	1	1	-	1	7	8			2	2	0	0	-	4	6	4		
98-99	4	1	1	2	-	4	7	9		2	0	1	1	-	1	2	5			2	1	0	1	-	3	5	4		
99-00	4	3	1	0	0	6	10	2		2	1	1	0	0	2	6	2			2	2	0	0	0	4	4	0		
00-01	4	3	1	0	0	6	15	11		2	2	0	0	0	4	7	4			2	1	1	0	0	2	8	7		
01-02	4	1	3	0	0	2	10	13		2	1	1	0	0	2	7	6			2	0	2	0	0	0	3	7		
02-03	4	2	1	1	0	5	9	7		2	1	1	0	0	2	4	3			2	1	0	1	0	3	5	4		
03-04	4	1	3	0	0	2	8	16		2	1	1	0	0	2	6	7			2	0	2	0	0	0	2	9		
05-06	4	2	1	-	1	5	13	10		2	1	1	-	0	2	6	6			2	1	0	-	1	3	7	4		
06-07	4	1	3	-	0	2	10	14		2	1	1	-	0	2	6	5			2	0	2	-	0	0	4	9		
07-08	4	2	2	-	0	4	12	17		2	1	1	-	0	2	7	9			2	1	1	-	0	2	5	8		
08-09	4	3	1	-	0	6	13	9		2	2	0	-	0	4	7	3			2	1	1	-	0	2	6	6		
09-10	4	2	1	-	1	5	15	14		2	1	1	-	0	2	6	5			2	1	0	-	1	3	9	9		
10-11	4	3	0	-	1	7	11	5		2	1	0	-	1	3	5	3			2	2	0	-	0	4	6	2		
11-12	4	4	0	-	0	8	13	3		2	2	0	-	0	4	7	3			2	2	0	-	0	4	6	0		
12-13	3	2	1	-	0	4	9	7		1	0	1	-	0	0	1	4			2	2	0	-	0	4	8	3		
Totals	150	62	68	17	3	144	386	485		7	35	29	9	1	80	208	215			76	27	41	8	2	64	178	270		

SERIES INFORMATION

All-Time Series (W-L-T-OT)
 Current Streak
 Last Washington Win
 Last Montreal Win
 Last Tie
 Last Overtime Game
 Overtime Record
 Last 10 Games (W-L-OT)
 Longest Unbeaten Streak
 Longest Winning Streak
 Longest Winless Streak
 Longest Losing Streak
 Washington Shutouts (Last)
 Montreal Shutouts (Last)
 Last Washington Hat Trick
 Last Montreal Hat Trick
 Most Washington Goals
 Most Montreal Goals

Overall

WSH trails, 62-68-17-3
 2 WSH wins (4/9/13-4/20/13)
 4/20/13 (5-1)
 1/24/13 (4-1)
 1/25/03 (1-1)
 3/31/12 (W, 3-2 so)
 10-4-17
 8-1-1
 8 (11/11/91-12/11/93)
 7 (3/27/96-11/15/97)
 34 (10/31/74-11/5/79)
 23 (10/31/74-3/25/78)
 12 (3/26/11)
 19 (1/29/08)
 B. Laich (2/10/10)
 P. Turgeon (4/17/95)
 6 (three times)
 11 (two times)

at Washington

WSH leads, 35-29-9-1
 1 MTL win (1/24/13)
 3/31/12 (3-2)
 1/24/13 (4-1)
 10/16/98 (2-2)
 3/31/12 (W, 3-2 so)
 3-2-9
 7-2-1
 14 (3/5/79-12/6/86)
 6 (12/10/83-12/6/86)
 16 (10/31/74-10/30/79)
 10 (10/31/74-2/17/78)
 5 (12/28/10)
 9 (2/9/03)
 A. Ovechkin (1/31/08) 4 goals
 V. Damphousse (2/4/94)
 6 (two times)
 8 (three times)

at Montreal

WSH trails, 27-41-8-2
 2 WSH wins (4/9/13-4/20/13)
 4/20/13 (5-1)
 2/10/10 (6-5 ot)
 1/25/03 (1-1)
 2/10/10 (L, 6-5 ot)
 7-2-8
 8-1-1
 9 (3/27/96-2/26/00)
 5 (3/27/96-11/15/97)
 23 (10/31/74-2/26/83)
 22 (11/10/74-12/14/81)
 7 (3/26/11)
 10 (1/31/08)
 B. Laich (2/10/10)
 P. Turgeon (4/17/95)
 6 (2/17/01)
 11 (two times)



Montreal Canadiens

2012-13 WASHINGTON CAPITALS VS. MONTREAL CANADIENS

CAPITALS WON SEASON SERIES 2-1-0 • MONTRÉAL 1-2-0

MONTRÉAL	CANADIENS	CAPITALS	ATTEND	GOALTENDERS	W. GOAL
APR 9, 2013	2	3	21,273	MICHAL NEUVIRTH / CAREY PRICE	JACK HILLEN
APR 20, 2013	1	5	21,273	BRADEN HOLTBY / CAREY PRICE	TROY BROUWER

WASHINGTON	CANADIENS	CAPITALS	ATTEND	GOALTENDERS	W. GOAL
JAN 24, 2013	4	1	18,506	CAREY PRICE / MICHAL NEUVIRTH	ANDREI MARKOV

CAPITALS	GP	G	A	P	+/-	PIM	PP	SH	GW	EN	S	%	CANADIENS	GP	G	A	P	+/-	PIM	PP	SH	GW	EN	S	%
ALEX OVECHKIN	3	3	1	4	2	4	1	0	0	0	11	27.3	MAX PACIORETTY	3	1	2	3	1	2	0	0	0	0	9	11.1
NICKLAS BACKSTROM	3	1	3	4	2	0	1	0	0	0	7	14.3	LARS ELLER	2	2	0	2	0	0	0	0	0	0	4	50.0
MIKE RIBEIRO	3	0	3	3	0	0	0	0	0	0	2	0.0	JOSH GORGES	3	1	1	2	-3	0	0	0	0	0	4	25.0
TROY BROUWER	3	2	0	2	0	2	0	0	1	0	7	28.6	TOMAS PLEKANEC	3	1	1	2	-1	2	1	0	0	0	6	16.7
JACK HILLEN	2	1	1	2	2	2	0	0	1	0	5	20.0	ANDREI MARKOV	3	1	1	2	-1	0	1	0	1	0	8	12.5
MARCUS JOHANSSON	3	0	2	2	4	0	0	0	0	0	2	0.0	ALEX GALCHENYUK	3	0	2	2	0	0	0	0	0	0	7	0.0
MIKE GREEN	3	0	2	2	0	2	0	0	0	0	9	0.0	RAPHAEL DIAZ	2	0	2	2	0	0	0	0	0	0	2	0.0
JOEY CRABB	1	1	0	1	0	0	0	0	0	0	2	50.0	BRIAN GIONTA	3	1	0	1	-1	2	0	0	0	0	6	16.7
ERIC FEHR	2	1	0	1	1	0	0	0	0	0	4	25.0	RENE BOURQUE	3	0	1	1	-1	0	0	0	0	0	7	0.0
STEVEN OLEKSY	2	0	1	1	2	2	0	0	0	0	0	0.0	BRANDON PRUST	3	0	1	1	0	9	0	0	0	0	2	0.0
JOHN CARLSON	3	0	1	1	0	2	0	0	0	0	4	0.0	NATHAN BEAULIEU	1	0	1	1	2	0	0	0	0	0	0	0.0
JASON CHIMERA	3	0	1	1	0	0	0	0	0	0	6	0.0	ERIK COLE	1	0	1	1	1	0	0	0	0	0	0	0.0
JAY BEAGLE	3	0	1	1	0	0	0	0	0	0	5	0.0	FRANCIS BOUILLON	3	0	1	1	0	0	0	0	0	0	2	0.0
KARL ALZNER	3	0	1	1	-2	0	0	0	0	0	3	0.0	RYAN WHITE	1	0	0	0	0	4	0	0	0	0	2	0.0
MATT HENDRICKS	3	0	0	0	-1	9	0	0	0	0	1	0.0	DAVID DESHARNAIS	3	0	0	0	0	2	0	0	0	0	3	0.0
JOEL WARD	1	0	0	0	0	0	0	0	0	0	2	0.0	ALEXEI YEMELIN	1	0	0	0	1	0	0	0	0	0	1	0.0
AARON VOLPATTI	2	0	0	0	-1	0	0	0	0	0	2	0.0	COLBY ARMSTRONG	1	0	0	0	0	0	0	0	0	0	0	0.0
MARTIN ERAT	1	0	0	0	1	2	0	0	0	0	1	0.0	TRAVIS MOEN	3	0	0	0	-1	0	0	0	0	0	4	0.0
TOMAS KUNDRATEK	1	0	0	0	0	2	0	0	0	0	1	0.0	JEFF HALPERN	2	0	0	0	-2	0	0	0	0	0	2	0.0
JOHN ERSKINE	2	0	0	0	1	0	0	0	0	0	0	0.0	MICHAEL RYDER	2	0	0	0	0	0	0	0	0	0	4	0.0
TOM POTI	1	0	0	0	1	0	0	0	0	0	1	0.0	BRENDAN GALLAGHER	3	0	0	0	-2	0	0	0	0	0	6	0.0
ROMAN HAMRLIK	1	0	0	0	0	0	0	0	0	0	0	0.0	DAVIS DREWISKE	1	0	0	0	-1	0	0	0	0	0	1	0.0
MATHIEU PERREAULT	3	0	0	0	-1	2	0	0	0	0	5	0.0	YANNICK WEBER	1	0	0	0	0	0	0	0	0	0	1	0.0
WOJTEK WOLSKI	2	0	0	0	-1	0	0	0	0	0	3	0.0	TOMAS KABERLE	1	0	0	0	0	0	0	0	0	0	1	0.0
													P.K. SUBBAN	2	0	0	0	-2	2	0	0	0	0	5	0.0

GOALTENDER	GP	MIN	GA	GAA	SO	W	L	OT	SA	SV%	GOALTENDER	GP	MIN	GA	GAA	SO	W	L	OT	SA	SV%
BRADEN HOLTBY	1	60	1	1.00	0	1	0	0	36	.972	CAREY PRICE	3	179	9	3.01	0	1	2	0	83	.892
MICHAL NEUVIRTH	2	120	6	3.00	0	1	1	0	51	.882											

POWER PLAY	2 - 8 (25%)	PENALTY KILLING	10 - 12 (83.3%)	POWER PLAY	2 - 12 (16.7%)	PENALTY KILLING	6 - 8 (75%)
------------	-------------	-----------------	-----------------	------------	----------------	-----------------	-------------

Nashville Predators

CLUB INFORMATION

Founded1998-99
Home ArenaBridgestone Arena (17,113)
Stanley Cupsnone
President of Hockey Operations & General ManagerDavid Poile
Head CoachBarry Trotz
Assistant CoachLane Lambert, Phil Housley
Senior Vice President of CommunicationsGerry Helper
 2012-13 Record16-23-9 (41 points)
 2012-13 Finish5th, Central Division
 2012-13 PlayoffsDNQ

Bridgestone Arena
 501 Broadway
 Nashville, TN 37203
 615.770.2300
 Fax: 615.770.2309
 www.nashvillepredators.com



2013-14 MEETINGS

Dec. 7 at Washington
 March 30 at Nashville

ALL-TIME SERIES HISTORY

	TOTALS								HOME								AWAY							
YEAR	GP	W	L	T	OT	PTS	GF	GA	GP	W	L	T	OT	PTS	GF	GA	GP	W	L	T	OT	PTS	GF	GA
98-99	2	0	2	0	-	0	3	6	1	0	1	0	-	0	2	3	1	0	1	0	-	0	1	3
99-00	2	2	0	0	0	4	5	2	1	1	0	0	0	2	1	0	1	1	0	0	0	2	4	2
00-01	2	1	1	0	0	2	3	4	1	1	0	0	0	2	2	1	1	0	1	0	0	0	1	3
01-02	1	0	0	1	0	1	3	3	0	0	0	0	0	0	0	0	1	0	0	1	0	1	3	3
02-03	1	1	0	0	0	2	5	4	1	1	0	0	0	2	5	4	0	0	0	0	0	0	0	0
03-04	1	0	1	0	0	0	2	5	0	0	0	0	0	0	0	0	1	0	1	0	0	0	2	5
05-06	1	0	1	-	0	0	2	5	1	0	1	-	0	0	2	5	0	0	0	-	0	0	0	0
06-07	Teams did not meet in 2006-07																							
07-08	1	1	0	-	0	2	4	2	0	0	0	-	0	0	0	0	1	1	0	-	0	2	4	2
08-09	2	2	0	-	0	4	6	4	1	1	0	-	0	2	4	3	1	1	0	-	0	2	2	1
09-10	1	1	0	-	0	2	3	2	1	1	0	-	0	2	3	2	0	0	0	-	0	0	0	0
10-11	1	1	0	-	0	2	3	2	0	0	0	-	0	0	0	0	1	1	0	-	0	2	3	2
11-12	2	1	1	-	0	2	5	4	1	1	0	-	0	2	4	1	1	0	1	-	0	0	1	3
12-13	Teams did not meet in 2012-13																							
Totals	25	11	12	1	1	24	66	76	13	6	6	0	1	13	28	35	12	5	6	1	0	11	38	41

SERIES INFORMATION

All-Time Series (W-L-T-OT)
 Current Streak
 Last Washington Win
 Last Nashville Win
 Last Tie
 Last Overtime Game
 Overtime Record
 Last 10 Games (W-L-T-OT)
 Longest Unbeaten Streak
 Longest Winning Streak
 Longest Winless Streak
 Longest Losing Streak
 Washington Shutouts (Last)
 Nashville Shutouts (Last)
 Last Washington Hat Trick
 Last Nashville Hat Trick
 Most Washington Goals
 Most Nashville Goals

Overall

WSH leads 10-6-1-0
 1 WSH win (12/20/11)
 12/20/11 (4-1)
 11/15/11 (4-3)
 2/8/02 (3-3)
 10/17/09 (W, 3-2 so)
 4-0-1
 7-3-0
 5 (3/18/08-10/16/10)
 5 (3/18/08-10/16/10)
 2 (two times)
 2 (two times)
 1 (11/26/99)
 none
 none
 none
 5 (10/11/02)
 5 (two times)

at Washington

WSH leads, 6-2-0-0
 3 WSH wins (10/28/08-12/20/11)
 12/20/11 (4-1)
 12/7/05 (5-2)
 none
 10/17/09 (W, 3-2 so)
 2-0-0
 6-2-2-0
 3 (11/26/99-10/11/02)
 3 (11/26/99-10/11/02)
 1 (two times)
 1 (two times)
 1 (11/26/99)
 none
 none
 none
 5 (10/11/02)
 5 (12/7/05)

at Nashville

Series tied, 4-4-1-0
 1 NSH win (11/15/11)
 10/16/10 (3-2 ot)
 11/15/11 (3-1)
 2/8/02 (3-3)
 10/16/10 (W, 3-2 ot)
 2-0-1
 4-4-21-0
 2 (two times)
 2 (two times)
 3 (10/13/00-2/13/04)
 1 (three times)
 none
 none
 none
 none
 4 (two times)
 5 (2/13/04)

Nashville Predators

2011-12 WASHINGTON CAPITALS VS. NASHVILLE PREDATORS

CAPITALS TIED SEASON SERIES, 1-1-0 • NASHVILLE 1-1-0

NASHVILLE	PREDATORS					CAPITALS				ATTEND			GOALTENDERS							W. GOAL					
NOV 15, 2011	3					1				14,863			PEKKA RINNE / TOMAS VOKOUN							COLIN WILSON					
WASHINGTON	PREDATORS					CAPITALS				ATTEND			GOALTENDERS							W. GOAL					
DEC 20, 2011	1					4				18,506			MICHAL NEUVIRTH / ANDERS LINDBACK							NICKLAS BACKSTROM					
CAPITALS	GP	G	A	P	+/-	PIM	PP	SH	GW	EN	S	%	PREDATORS	GP	G	A	P	+/-	PIM	PP	SH	GW	EN	S	%
MARCUS JOHANSSON	2	0	3	3	1	0	0	0	0	0	2	0.0	SHEA WEBER	2	1	2	3	3	2	0	0	0	1	5	20.0
TROY BROUWER	2	2	0	2	1	0	1	0	0	0	4	50.0	MARTIN ERAT	2	1	1	2	1	0	0	0	0	0	2	50.0
NICKLAS BACKSTROM	2	1	1	2	-1	0	0	0	1	0	3	33.3	MIKE FISHER	2	0	2	2	0	0	0	0	0	0	7	0.0
ALEX OVECHKIN	2	1	0	1	-1	0	0	0	0	0	11	9.1	SERGEI KOSTITSYN	2	1	0	1	2	2	0	0	0	0	1	100.0
ALEXANDER SEMIN	2	1	0	1	0	4	0	0	0	0	6	16.7	COLIN WILSON	2	1	0	1	0	0	0	0	1	0	4	25.0
DENNIS WIDEMAN	2	0	1	1	-1	0	0	0	0	0	6	0.0	BLAKE GEOFFRION	2	0	0	0	0	2	0	0	0	0	1	0.0
ROMAN HAMRLIK	2	0	1	1	2	0	0	0	0	0	2	0.0	PATRIC HORNQVIST	2	0	0	0	-2	0	0	0	0	0	6	0.0
CODY EAKIN	1	0	1	1	1	0	0	0	0	0	1	0.0	NICKLAS BERGFORS	1	0	0	0	0	0	0	0	0	0	0	0.0
JOHN CARLSON	2	0	1	1	0	0	0	0	0	0	2	0.0	KEVIN KLEIN	1	0	0	0	-1	0	0	0	0	0	2	0.0
KARL ALZNER	2	0	1	1	2	2	0	0	0	0	0	0.0	RYAN SUTER	2	0	0	0	2	2	0	0	0	0	7	0.0
JEFF SCHULTZ	2	0	0	0	-1	0	0	0	0	0	1	0.0	JORDIN TOOTOO	2	0	0	0	-1	0	0	0	0	0	8	0.0
BROOKS LAICH	2	0	0	0	-1	0	0	0	0	0	8	0.0	JERRED SMITHSON	2	0	0	0	1	0	0	0	0	0	0	0.0
MATT HENDRICKS	2	0	0	0	0	0	0	0	0	0	3	0.0	CRAIG SMITH	2	0	0	0	0	2	0	0	0	0	0	0.0
JOEL WARD	2	0	0	0	-1	2	0	0	0	0	1	0.0	ROMAN JOSI	1	0	0	0	-1	0	0	0	0	0	1	0.0
JEFF HALPERN	2	0	0	0	0	0	0	0	0	0	0	0.0	DAVID LEGWAND	1	0	0	0	0	0	0	0	0	0	2	0.0
JOHN ERSKINE	1	0	0	0	-1	2	0	0	0	0	4	0.0	FRANCIS BOUILLON	2	0	0	0	-1	0	0	0	0	0	0	0.0
DMITRI ORLOV	1	0	0	0	0	0	0	0	0	0	1	0.0	JACK HILLEN	2	0	0	0	-1	0	0	0	0	0	1	0.0
JASON CHIMERA	2	0	0	0	-1	2	0	0	0	0	5	0.0	JONATHON BLUM	2	0	0	0	-1	0	0	0	0	0	3	0.0
MATHIEU PERREAULT	1	0	0	0	0	0	0	0	0	0	0	0.0	NICK SPALING	2	0	0	0	-1	0	0	0	0	0	0	0.0
MIKE KNUBLE	2	0	0	0	0	0	0	0	0	0	3	0.0	MATT HALISCHUK	2	0	0	0	0	0	0	0	0	0	2	0.0
GOALTENDER	GP	MIN	GA	GAA	SO	W	L	OT	SA	SV%	GOALTENDER	GP	MIN	GA	GAA	SO	W	L	OT	SA	SV%				
MICHAL NEUVIRTH	1	60	1	1.00	0	1	0	0	21	.952	PEKKA RINNE	1	60	1	1.00	0	1	0	0	40	.975				
TOMAS VOKOUN	1	59	2	2.01	0	0	1	0	30	.933	ANDERS LINDBACK	1	60	4	4.00	0	0	1	0	23	.826				
POWER PLAY	1 - 5 (20%)				PENALTY KILLING				7 - 7 (100%)				POWER PLAY	0 - 7 (0%)				PENALTY KILLING				4 - 5 (80%)			

New Jersey Devils

CLUB INFORMATION

Founded 1974-75 (Kansas City), 1976-77 (Colorado), 1982-83 (N.J.)
Home Arena Prudential Center (17,625)
Stanley Cups 3 (most recent, 2003)
CEO, President and General Manager Lou Lamoriello
Head Coach Peter DeBoer
Assistant Coaches Scott Stevens, Mike Foligno, Dave Barr, Chris Terreri
Senior Vice President, Communications Mike Levine
2012-13 Record 19-19-10 (48 points)
2012-13 Finish 5th, Atlantic Division
2012-13 Playoffs DNQ

Prudential Center
 25 Lafayette Street
 Newark, NJ 07102
 973.757.6100
 Fax: 973.757.6399
 www.newjerseydevils.com

2013-14 MEETINGS

Dec. 21 at Washington
 Jan. 24 at New Jersey
 Feb. 8 at Washington
 April 4 at New Jersey



ALL-TIME SERIES HISTORY

	TOTALS								HOME								AWAY							
YEAR	GP	W	L	T	OT	PTS	GF	GA	GP	W	L	T	OT	PTS	GF	GA	GP	W	L	T	OT	PTS	GF	GA
74-75	4	1	3	0	-	2	11	15	2	1	1	0	-	2	7	5	2	0	2	0	-	0	4	10
75-76	4	1	2	1	-	3	14	16	2	0	1	1	-	1	7	9	2	1	1	0	-	2	7	7
76-77	4	3	1	0	-	6	11	5	2	2	0	0	-	4	8	1	2	1	1	0	-	2	3	4
77-78	4	2	1	1	-	5	15	18	2	1	0	1	-	3	10	7	2	1	1	0	-	2	5	11
78-79	4	3	1	0	-	6	24	9	2	1	1	0	-	2	11	5	2	2	0	0	-	4	13	4
79-80	4	1	1	2	-	4	9	8	2	1	1	0	-	2	5	4	2	0	0	2	-	2	4	4
80-81	4	3	0	1	-	7	19	15	2	2	0	0	-	4	12	9	2	1	0	1	-	3	7	6
81-82	3	1	2	0	-	2	14	12	1	1	0	0	-	2	7	1	2	0	2	0	-	0	7	11
82-83	7	6	0	1	-	13	29	18	4	4	0	0	-	8	16	8	3	2	0	1	-	5	13	10
83-84	7	5	0	2	-	12	26	13	3	2	0	1	-	5	17	9	4	3	0	1	-	7	9	4
84-85	7	4	2	1	-	9	25	17	4	4	0	0	-	8	18	7	3	0	2	1	-	1	7	10
85-86	7	6	1	0	-	12	32	20	3	3	0	0	-	6	18	9	4	3	1	0	-	6	14	11
86-87	7	6	1	0	-	12	31	20	4	4	0	0	-	8	15	8	3	2	1	0	-	4	16	12
87-88	7	5	2	0	-	10	28	22	3	2	1	0	-	4	13	11	4	3	1	0	-	6	15	11
88-89	7	3	4	0	-	6	30	35	4	2	2	0	-	4	22	21	3	1	2	0	-	2	8	14
89-90	7	4	3	0	-	8	27	25	3	2	1	0	-	4	16	14	4	2	2	0	-	4	11	11
90-91	7	4	3	0	-	8	22	17	4	4	0	0	-	8	17	5	3	0	3	0	-	0	5	12
91-92	7	5	2	0	-	10	29	25	3	2	1	0	-	4	11	12	4	3	1	0	-	6	18	13
92-93	7	2	5	0	-	4	25	25	4	1	3	0	-	2	17	16	3	1	2	0	-	2	8	9
93-94	5	2	3	0	-	4	15	18	3	1	2	0	-	2	7	12	2	1	1	0	-	2	8	6
94-95	4	0	3	1	-	1	6	11	2	0	2	0	-	0	1	4	2	0	1	1	-	1	5	7
95-96	5	0	5	0	-	0	5	14	2	0	2	0	-	0	3	5	3	0	3	0	-	0	2	9
96-97	6	2	3	1	-	5	15	13	3	1	1	1	-	3	6	6	3	1	2	0	-	2	9	7
97-98	5	2	2	1	-	5	10	8	3	2	0	1	-	5	7	2	2	0	2	0	-	0	3	6
98-99	5	2	3	0	-	4	8	12	2	0	2	0	-	0	2	7	3	2	1	0	-	4	6	5
99-00	4	3	1	0	0	6	15	11	2	2	0	0	0	4	8	4	2	1	1	0	0	2	7	7
00-01	4	2	2	0	0	4	14	14	2	1	1	0	0	2	9	8	2	1	1	0	0	2	5	6
01-02	4	2	1	0	1	5	13	9	2	1	0	0	1	3	9	5	2	1	1	0	0	2	4	4
02-03	4	1	1	0	2	4	6	10	2	1	1	0	0	2	4	6	2	0	0	0	2	2	2	4
03-04	4	1	1	1	1	4	6	8	2	1	0	1	0	3	5	3	2	0	1	0	1	1	1	5
05-06	4	0	3	-	1	1	10	18	2	0	1	-	1	1	6	8	2	0	2	-	0	0	4	10
06-07	4	1	3	-	0	2	10	13	2	0	2	-	0	0	3	7	2	1	1	-	0	2	7	6
07-08	4	2	1	-	1	5	10	7	2	1	0	-	1	3	4	4	2	1	1	-	0	2	6	3
08-09	4	2	0	-	2	6	16	13	2	1	0	-	1	3	6	5	2	1	0	-	1	3	10	8
09-10	4	1	2	-	1	3	10	12	2	1	0	-	1	3	6	4	2	0	2	-	0	0	4	8
10-11	4	3	1	-	0	6	15	8	2	2	0	-	0	4	12	3	2	1	1	-	0	2	3	5
11-12	4	1	1	-	2	4	8	13	2	0	1	-	1	1	2	8	2	1	0	-	1	3	7	4
12-13	3	1	1	-	1	3	9	7	2	1	1	-	0	2	7	4	1	0	0	-	1	1	2	3
Totals	189	93	71	13	12	211	622	554	95	55	28	6	6	122	354	266	94	38	43	7	6	89	269	287

SERIES INFORMATION

All-Time Series (W-L-T-OT)
 Current Streak
 Last Washington Win
 Last New Jersey Win
 Last Tie
 Last Overtime Game
 Overtime Record
 Last 10 Games (W-L-OT)
 Longest Unbeaten Streak
 Longest Winning Streak
 Longest Winless Streak
 Longest Losing Streak
 Washington Shutouts (Last)
 New Jersey Shutouts (Last)
 Last Washington Hat Trick
 Last New Jersey Hat Trick
 Most Washington Goals
 Most New Jersey Goals

Overall

WSH leads, 93-71-13-12
 1 WSH win (2/23/13)
 2/23/13 (5-1)
 2/21/13 (3-2)
 1/1/04 (2-2)
 1/25/13 (L, 3-2 ot)
 4-12-13
 4-3-3
 17 (11/8/82-12/4/84)
 8 (two times)
 10 (2/15/95-11/12/96)
 7 (4/12/95-11/12/96)
 11 (3/18/11)
 8 (11/22/10)
 A. Ovechkin (2/23/13)
 J. Madden (2/5/03)
 9 (four times)
 8 (10/28/77)

at Washington

WSH leads, 55-28-6-6
 1 WSH win (2/23/13)
 2/23/13 (5-1)
 2/21/13 (3-2)
 1/1/04 (2-2)
 11/12/11 (L, 3-2 so)
 1-6-6
 5-2-3
 24 (3/18/80-3/1/88)
 14 (3/28/84-3/1/88)
 4 (two times)
 4 (three times)
 6 (3/20/98)
 4 (3/2/12)
 A. Ovechkin (2/23/13)
 J. Madden (2/5/03)
 9 (three times)
 6 (six times)

at New Jersey

WSH trails, 38-43-7-6
 2 NJ wins (12/23/11-1/25/13)
 1/11/11 (3-0)
 1/25/13 (3-2 ot)
 2/25/95 (3-3)
 1/25/13 (L, 3-2 ot)
 3-6-7
 4-3-3
 8 (11/8/82-11/10/84)
 4 (12/30/87-11/19/88)
 7 (12/28/02-12/29/06)
 7 (12/28/02-12/29/06)
 4 (2/29/08)
 4 (12/4/03)
 none
 P. Stastny (12/29/91)
 9 (2/15/79)
 8 (10/28/77)



New Jersey Devils

2012-13 WASHINGTON CAPITALS VS. NEW JERSEY DEVILS

CAPITALS LOST SEASON SERIES, 1-1-1 • NEW JERSEY 2-1-0

NEW JERSEY	DEVILS	CAPITALS	ATTEND	GOALTENDERS	W. GOAL
JAN 25, 2013	3	2	17,625	MARTIN BRODEUR / MICHAL NEUVIRTH	ILYA KOVALCHUK

WASHINGTON	DEVILS	CAPITALS	ATTEND	GOALTENDERS	W. GOAL
FEB 21, 2013	3	2	18,506	MARTIN BRODEUR / BRADEN HOLTBY	ILYA KOVALCHUK
FEB 23, 2013	1	5	18,506	BRADEN HOLTBY / JOHAN HEDBERG	ALEX OVECHKIN

CAPITALS	GP	G	A	P	+/-	PIM	PP	SH	GW	EN	S	%	DEVILS	GP	G	A	P	+/-	PIM	PP	SH	GW	EN	S	%
ALEX OVECHKIN	3	3	1	4	0	2	1	0	1	0	13	23.1	PATRIK ELIAS	3	2	2	4	1	2	1	1	0	0	6	33.3
MIKE RIBEIRO	3	2	2	4	-1	0	2	0	0	0	7	28.6	ILYA KOVALCHUK	3	3	0	3	2	2	1	0	2	0	18	16.7
TROY BROUWER	3	1	2	3	-3	10	1	0	0	0	5	20.0	MAREK ZIDLICKY	3	0	3	3	1	4	0	0	0	0	8	0.0
MIKE GREEN	1	1	1	2	1	2	0	0	0	0	4	25.0	ANDREI LOKTIONOV	2	1	1	2	2	0	0	0	0	0	5	20.0
NICKLAS BACKSTROM	3	0	2	2	-1	4	0	0	0	0	2	0.0	STEPHEN GIONTA	3	1	0	1	2	0	0	0	0	0	7	14.3
MATHIEU PERREAULT	2	1	0	1	0	2	1	0	0	0	1	100.0	ALEXEI PONIKAROVSKY	2	0	1	1	2	0	0	0	0	0	2	0.0
ERIC FEHR	3	1	0	1	0	0	0	1	0	0	6	16.7	JACOB JOSEFSON	1	0	1	1	0	0	0	0	0	0	4	0.0
JOEL WARD	3	0	1	1	1	0	0	0	0	0	3	0.0	ADAM HENRIQUE	2	0	1	1	-1	0	0	0	0	0	4	0.0
TOMAS KUNDRATEK	3	0	1	1	0	2	0	0	0	0	1	0.0	MARK FAYNE	2	0	1	1	-1	0	0	0	0	0	1	0.0
JASON CHIMERA	3	0	1	1	0	0	0	0	0	0	7	0.0	DAVID CLARKSON	3	0	1	1	-2	0	0	0	0	0	8	0.0
JEFF SCHULTZ	3	0	1	1	1	0	0	0	0	0	0	0.0	ADAM LARSSON	2	0	1	1	1	6	0	0	0	0	2	0.0
MATT HENDRICKS	3	0	1	1	1	2	0	0	0	0	2	0.0	BOBBY BUTLER	2	0	0	0	-1	0	0	0	0	0	4	0.0
MARCUS JOHANSSON	1	0	0	0	-2	0	0	0	0	0	0	0.0	HENRIK TALLINDER	2	0	0	0	0	0	0	0	0	0	0	0.0
JOHN ERSKINE	3	0	0	0	-2	4	0	0	0	0	4	0.0	DAINIUS ZUBRUS	1	0	0	0	-1	0	0	0	0	0	2	0.0
JOHN CARLSON	3	0	0	0	-4	4	0	0	0	0	6	0.0	BRYCE SALVADOR	3	0	0	0	2	0	0	0	0	0	3	0.0
TOM POTI	2	0	0	0	1	2	0	0	0	0	0	0.0	MATTIAS TEDENBY	1	0	0	0	0	0	0	0	0	0	0	0.0
JAY BEAGLE	3	0	0	0	2	4	0	0	0	0	2	0.0	RYAN CARTER	1	0	0	0	0	2	0	0	0	0	1	0.0
KARL ALZNER	3	0	0	0	2	0	0	0	0	0	1	0.0	ANDY GREENE	3	0	0	0	1	4	0	0	0	0	7	0.0
WOJTEK WOLSKI	3	0	0	0	-1	2	0	0	0	0	6	0.0	TRAVIS ZAJAC	3	0	0	0	-1	0	0	0	0	0	6	0.0
JOEY CRABB	3	0	0	0	0	2	0	0	0	0	3	0.0	STEVE BERNIER	3	0	0	0	-2	0	0	0	0	0	2	0.0
													ANTON VOLCHENKOV	3	0	0	0	-1	2	0	0	0	0	0	0.0
													STEFAN MATTEAU	3	0	0	0	-1	2	0	0	0	0	4	0.0
													KRISTOFER BARCH	3	0	0	0	0	0	0	0	0	0	0	0.0
GOALTENDER	GP	MIN	GA	GAA	SO	W	L	OT	SA	SV%	GOALTENDER	GP	MIN	GA	GAA	SO	W	L	OT	SA	SV%				
BRADEN HOLTBY	2	118	4	2.03	0	1	1	0	59	.932	MARTIN BRODEUR	2	124	4	1.93	0	2	0	0	47	.915				
MICHAL NEUVIRTH	1	64	3	2.78	0	0	0	1	35	.914	JOHAN HEDBERG	1	59	5	5.00	0	0	1	0	26	.808				

POWER PLAY	5 - 15 (33.3%)	PENALTY KILLING	13 - 15 (86.7%)	POWER PLAY	2 - 15 (13.3%)	PENALTY KILLING	10 - 15 (66.7%)
------------	----------------	-----------------	-----------------	------------	----------------	-----------------	-----------------

New York Islanders

CLUB INFORMATION

Founded1972-73
Home Arena Nassau Veterans Memorial Coliseum (16,234)
Stanley Cups 4 (most recent, 1983)
General Manager/Alternate Governor Garth Snow
Senior Advisor to the General Manager & Assistant Coach Doug Weight
Head Coach Jack Capuano
Assistant Coach Brent Thompson
Director of Communications Kimber Auerbach
2012-13 Record 24-17-7 (55 points)
2012-13 Finish 3rd, Atlantic Division
2012-13 Playoffs E. Conf. quarterfinals (def. by PIT, 4-2)

Nassau Veterans Memorial Coliseum
 1255 Hempstead Turnpike
 Uniondale, NY 11553
 516.501.6700
 Fax: 516.501.6746
 www.newyorkislanders.com



2013-14 MEETINGS

Nov. 5 at Washington
 Nov. 20 at New York
 Feb. 4 at Washington
 April 5 at New York

ALL-TIME SERIES HISTORY

YEAR	TOTALS						HOME						AWAY					
	GP	W	L	T	OT	PTS	GP	W	L	T	OT	PTS	GP	W	L	T	OT	PTS
74-75	4	0	4	0	-	0	2	0	2	0	-	0	2	0	2	0	-	0
75-76	4	0	4	0	-	0	2	0	2	0	-	0	2	0	2	0	-	0
76-77	4	0	1	3	-	3	2	0	0	2	-	2	2	0	1	1	-	1
77-78	4	0	4	0	-	0	2	0	2	0	-	0	2	0	2	0	-	0
78-79	4	1	3	0	-	2	2	1	1	0	-	2	2	0	2	0	-	0
79-80	4	2	2	0	-	4	2	2	0	0	-	4	2	0	2	0	-	0
80-81	4	0	4	0	-	0	2	0	2	0	-	0	2	0	2	0	-	0
81-82	8	0	7	1	-	1	4	0	3	1	-	1	4	0	4	0	-	0
82-83	7	2	4	1	-	5	3	1	1	1	-	3	3	1	3	0	-	2
83-84	7	3	4	0	-	6	4	2	2	0	-	4	4	1	2	0	-	2
84-85	7	4	3	0	-	8	3	2	1	0	-	4	4	2	2	0	-	4
85-86	7	4	3	0	-	8	4	2	2	0	-	4	3	2	1	0	-	4
86-87	7	3	2	2	-	8	3	1	0	2	-	4	4	2	2	0	-	4
87-88	7	2	4	1	-	5	4	1	2	1	-	3	3	1	2	0	-	2
88-89	7	4	3	0	-	8	3	3	0	0	-	6	4	1	3	0	-	2
89-90	7	3	4	0	-	6	4	2	2	0	-	4	3	1	2	0	-	2
90-91	7	7	0	0	-	14	3	3	0	0	-	6	4	4	0	0	-	8
91-92	7	4	2	1	-	9	4	2	1	1	-	5	3	2	1	0	-	4
92-93	7	4	3	0	-	8	3	0	3	0	-	0	4	4	0	0	-	8
93-94	5	1	3	1	-	3	3	1	1	1	-	3	2	0	2	0	-	0
94-95	4	4	0	0	-	8	2	2	0	0	-	4	2	2	0	0	-	4
95-96	5	4	1	0	-	8	2	2	0	0	-	4	3	2	1	0	-	4
96-97	5	1	4	0	-	2	3	1	2	0	-	2	2	0	2	0	-	0
97-98	6	5	0	1	-	11	3	2	0	1	-	5	3	3	0	0	-	6
98-99	4	4	0	0	-	8	2	2	0	0	-	4	2	2	0	0	-	4
99-00	4	4	0	0	0	8	2	2	0	0	0	4	2	2	0	0	0	4
00-01	4	3	0	1	0	7	2	1	0	1	0	3	2	2	0	0	0	4
01-02	4	2	1	1	0	5	2	2	0	0	0	4	2	0	1	1	0	1
02-03	4	4	0	0	0	8	2	2	0	0	0	4	2	2	0	0	0	4
03-04	4	2	2	0	0	4	2	1	1	0	0	2	2	1	1	0	0	2
05-06	4	1	3	-	0	2	2	1	1	-	0	2	2	0	2	-	0	0
06-07	4	1	3	-	0	2	2	1	1	-	0	2	2	0	2	-	0	0
07-08	4	1	1	-	2	4	2	0	1	-	1	1	2	1	0	-	1	3
08-09	4	4	0	-	0	8	2	2	0	-	0	4	2	2	0	-	0	4
09-10	4	3	0	-	1	7	2	1	0	-	1	3	2	2	0	-	0	4
10-11	4	4	0	-	0	8	2	2	0	-	0	4	2	2	0	-	0	4
11-12	4	2	2	-	0	4	2	1	1	-	1	2	2	1	1	-	0	2
12-13	3	1	2	-	0	2	2	0	1	-	0	2	1	0	1	-	0	0
Totals	193	94	83	13	3	204	97	48	35	11	2	111	96	45	48	2	1	93

SERIES INFORMATION

	Overall	at Washington	at NY Islanders
All-Time Series (W-L-T-OT)	WSH leads, 94-83-13-3	WSH leads, 48-35-11-2	WSH trails, 45-48-2-1
Current Streak	1 WSH wins (4/4/13)	1 WSH wins (4/4/13)	1 NYI win (3/9/13)
Last Washington Win	4/4/13 (2-1, so)	4/4/13 (2-1, so)	3/13/12 (5-4, so)
Last New York Win	3/26/13 (3-2)	1/17/12 (3-0)	3/9/13 (5-2)
Last Tie	11/27/01 (5-5)	10/21/00 (4-4)	11/27/01 (5-5)
Last Overtime Game	4/4/13 (W, 2-1, so)	4/4/13 (W, 2-1, so)	3/13/12 (W, 5-4, so)
Overtime Record	13-5-13	8-3-11	5-2-2
Last 10 Games (W-L-OT)	6-4-0	6-2-2	7-2-1
Longest Unbeaten Streak	22 (4/12/97-3/30/02)	15 (4/12/97-10/9/03)	10 (10/8/97-11/27/01)
Longest Winning Streak	11 (3/12/98-3/15/00)	6 (11/24/00-10/9/03)	9 (10/8/97-3/6/01)
Longest Winless Streak	19 (10/20/74-1/16/79)	9 (10/24/74-11/17/78)	19 (1/2/75-10/21/82)
Longest Losing Streak	9 (10/20/74-1/15/77)	4 (10/20/74-2/22/76)	13 (2/4/78-10/21/82)
Washington Shutouts (Last)	6 (2/7/03)	3 (2/7/03)	3 (4/13/98)
New York Shutouts (Last)	11 (4/8/06)	7 (3/2/97)	4 (4/8/06)
Last Washington Hat Trick	A. Oates (10/8/97)	P. Bondra (2/3/96)	A. Oates (10/8/97)
Last New York Hat Trick	M. Czerkawski (11/27/01)	D. King (1/1/92)	M. Czerkawski (11/27/01)
Most Washington Goals	8 (1/1/92)	8 (1/1/92)	7 (three times)
Most New York Goals	8 (four times)	8 (10/8/83)	8 (three times)



New York Islanders

2012-13 WASHINGTON CAPITALS VS. NEW YORK ISLANDERS

CAPITALS LOST SEASON SERIES 1-2-0 • NEW YORK 2-0-1

NEW YORK	ISLANDERS	CAPITALS	ATTEND	GOALTENDERS	W. GOAL
MAR 9, 2013	5	2	14,819	EVGENI NABOKOV / PHILIPP GRUBAUER	JOHN TAVARES

WASHINGTON	ISLANDERS	CAPITALS	ATTEND	GOALTENDERS	W. GOAL
MAR 26, 2013	3	2	18,506	EVGENI NABOKOV / BRADEN HOLTBY	JOHN TAVARES
APR 4, 2013	1	2	18,506	BRADEN HOLTBY / EVGENI NABOKOV	ALEX OVECHKIN

CAPITALS	GP	G	A	P	+/-	PIM	PP	SH	GW	EN	S	%	ISLANDERS	GP	G	A	P	+/-	PIM	PP	SH	GW	EN	S	%
JOHN CARLSON	3	1	1	2	-2	0	0	0	0	0	7	14.3	FRANS NIELSEN	3	1	3	4	3	2	0	1	0	0	6	16.7
NICKLAS BACKSTROM	3	1	1	2	0	0	0	0	0	0	5	20.0	JOHN TAVARES	3	3	0	3	-1	0	2	0	2	0	8	37.5
MARCUS JOHANSSON	2	0	2	2	1	0	0	0	0	0	4	0.0	JOSH BAILEY	3	2	1	3	2	0	0	0	0	0	9	22.2
TROY BROUWER	3	0	2	2	0	2	0	0	0	0	3	0.0	KYLE OKPOSO	3	1	1	2	3	2	0	0	0	0	7	14.3
MIKE RIBEIRO	3	1	0	1	-1	4	0	0	0	0	4	25.0	BRAD BOYES	3	0	2	2	-2	2	0	0	0	0	9	0.0
MATHIEU PERREAULT	3	1	0	1	-2	0	1	0	0	0	6	16.7	MATT MOULSON	3	0	2	2	0	0	0	0	0	0	8	0.0
MIKE GREEN	2	1	0	1	0	2	0	0	0	0	4	25.0	CASEY CIZIKAS	3	1	0	1	-1	0	0	0	0	0	3	33.3
JOEL WARD	3	0	1	1	-2	0	0	0	0	0	1	0.0	MICHAEL GRABNER	3	1	0	1	2	0	0	0	0	0	5	20.0
KARL ALZNER	3	0	1	1	0	0	0	0	0	0	1	0.0	KEITH AUCOIN	2	0	1	1	1	0	0	0	0	0	6	0.0
ALEX OVECHKIN	3	0	1	1	-1	0	0	0	0	0	10	0.0	LUBOMIR VISNOVSKY	3	0	1	1	1	0	0	0	0	0	10	0.0
BROOKS LAICH	2	0	0	0	-2	0	0	0	0	0	2	0.0	MARK STREIT	3	0	1	1	1	2	0	0	0	0	5	0.0
DMITRI ORLOV	1	0	0	0	0	0	0	0	0	0	1	0.0	MATTHEW MARTIN	3	0	1	1	0	2	0	0	0	0	5	0.0
MATT HENDRICKS	3	0	0	0	-3	4	0	0	0	0	2	0.0	TRAVIS HAMONIC	3	0	1	1	1	2	0	0	0	0	6	0.0
TOMAS KUNDRATEK	1	0	0	0	0	0	0	0	0	0	0	0.0	COLIN MCDONALD	3	0	1	1	2	2	0	0	0	0	7	0.0
MARTIN ERAT	1	0	0	0	0	0	0	0	0	0	0	0.0	RADEK MARTINEK	2	0	0	0	2	2	0	0	0	0	4	0.0
JACK HILLEN	2	0	0	0	-1	0	0	0	0	0	5	0.0	MATT CARKNER	1	0	0	0	-1	0	0	0	0	0	0	0.0
JOHN ERSKINE	2	0	0	0	0	0	0	0	0	0	2	0.0	MARTY REASONER	3	0	0	0	-1	0	0	0	0	0	6	0.0
JAY BEAGLE	3	0	0	0	-1	0	0	0	0	0	3	0.0	DAVID ULLSTROM	1	0	0	0	0	0	0	0	0	0	1	0.0
JASON CHIMERA	2	0	0	0	0	0	0	0	0	0	3	0.0	THOMAS HICKEY	3	0	0	0	0	0	0	0	0	0	2	0.0
JEFF SCHULTZ	1	0	0	0	-1	4	0	0	0	0	0	0.0	ANDREW MACDONALD	3	0	0	0	2	2	0	0	0	0	5	0.0
WOJTEK WOLSKI	2	0	0	0	1	0	0	0	0	0	0	0.0													
ERIC FEHR	2	0	0	0	0	2	0	0	0	0	2	0.0													
JOEY CRABB	1	0	0	0	0	0	0	0	0	0	3	0.0													
STEVEN OLEKSY	3	0	0	0	-1	4	0	0	0	0	0	0.0													
GOALTENDER	GP	MIN	GA	GAA	SO	W	L	OT	SA	SV%	GOALTENDER	GP	MIN	GA	GAA	SO	W	L	OT	SA	SV%				
BRADEN HOLTBY	2	123	4	1.95	0	1	1	0	67	.940	EVGENI NABOKOV	3	185	5	1.62	0	2	0	1	68	.926				
PHILIPP GRUBAUER	1	58	5	5.09	0	0	1	0	45	.889															

POWER PLAY	1 - 8 (12.5%)	PENALTY KILLING	8 - 10 (80%)	POWER PLAY	2 - 10 (20%)	PENALTY KILLING	7 - 8 (87.5%)
------------	---------------	-----------------	--------------	------------	--------------	-----------------	---------------

New York Rangers

CLUB INFORMATION

Founded1926-27
Home ArenaMadison Square Garden (18,200)
Stanley Cups4 (most recent, 1994)
President & General Manager.....Glen Sather
Head Coach.....Alain Vigneault
Assistant Coach and Goaltending Coach.....Benoit Allaire
Vice President, Public Relations and Player Recruitment.....John Rosasco
 2012-13 Record26-18-4 (56 points)
 2012-13 Finish.....2nd, Atlantic Division
 2012-13 Playoffs.....E. Conf. semifinals (def. by BOS, 4-1)

Madison Square Garden
 Two Pennsylvania Plaza
 New York, NY 10121
 212.465.6486
 Fax: 212.465.6494
 www.newyorkrangers.com

2013-14 MEETINGS

Oct. 16 at Washington
 Dec. 8 at New York
 Dec. 27 at Washington
 Jan. 19 at New York



ALL-TIME SERIES HISTORY

TOTALS										HOME										AWAY									
YEAR	GP	W	L	T	OT	PTS	GF	GA		GP	W	L	T	OT	PTS	GF	GA			GP	W	L	T	OT	PTS	GF	GA		
74-75	4	1	2	1	-	3	19	23		2	1	0	1	-	3	13	10			2	0	2	0	-	0	6	13		
75-76	4	2	2	0	-	4	18	23		2	2	0	0	-	4	12	7			2	0	2	0	-	0	6	16		
76-77	4	2	2	0	-	4	17	16		2	1	1	0	-	2	9	7			2	1	1	0	-	2	8	9		
77-78	4	0	2	2	-	2	14	27		2	0	1	1	-	1	7	14			2	0	1	1	-	1	7	13		
78-79	4	1	1	2	-	4	17	18		2	1	0	1	-	3	7	3			2	0	1	1	-	1	10	15		
79-80	4	2	2	0	-	4	15	18		2	1	1	0	-	2	8	10			2	1	1	0	-	2	7	8		
80-81	4	2	2	0	-	4	21	17		2	2	0	0	-	4	15	5			2	0	2	0	-	0	6	12		
81-82	8	2	3	3	-	7	28	30		4	0	3	1	-	1	12	16			4	2	0	2	-	6	16	14		
82-83	7	3	3	1	-	7	26	28		3	1	1	1	-	3	9	11			4	2	2	0	-	4	17	17		
83-84	7	3	3	1	-	7	26	23		4	3	0	1	-	7	17	8			3	0	3	0	-	0	9	15		
84-85	7	5	2	0	-	10	32	21		3	2	1	0	-	4	16	9			4	3	1	0	-	6	16	12		
85-86	7	3	3	1	-	7	24	21		4	2	1	1	-	5	13	9			3	1	2	0	-	2	11	12		
86-87	7	3	4	0	-	6	27	27		3	1	2	0	-	2	12	11			4	2	2	0	-	4	15	16		
87-88	7	5	2	0	-	10	31	23		4	2	2	0	-	4	14	14			3	3	0	0	-	6	17	9		
88-89	7	2	3	2	-	6	15	25		3	1	1	1	-	3	7	8			4	1	2	1	-	3	8	17		
89-90	7	4	3	0	-	8	21	20		4	3	1	0	-	6	15	13			3	1	2	0	-	2	6	7		
90-91	7	2	4	1	-	5	23	28		3	1	2	0	-	2	8	12			4	1	2	1	-	3	15	16		
91-92	7	5	2	0	-	10	35	24		4	2	2	0	-	4	20	16			3	3	0	0	-	6	15	8		
92-93	9	5	4	0	-	10	32	28		5	3	2	0	-	6	18	17			4	2	2	0	-	4	14	11		
93-94	6	1	5	0	-	2	12	19		3	0	3	0	-	0	5	10			3	1	2	0	-	2	7	9		
94-95	4	2	2	0	-	4	16	13		2	2	0	0	-	4	8	3			2	0	2	0	-	0	8	10		
95-96	6	3	2	1	-	7	17	19		3	1	1	1	-	3	8	12			3	2	1	0	-	4	9	7		
96-97	5	3	2	0	-	6	13	12		3	2	1	0	-	4	8	7			2	1	1	0	-	2	5	5		
97-98	5	3	1	1	-	7	15	11		2	1	1	0	-	2	5	4			3	2	0	1	-	5	10	7		
98-99	5	2	2	1	-	5	12	11		3	1	2	0	-	2	8	9			2	1	0	1	-	3	4	2		
99-00	4	3	0	0	1	7	15	9		2	1	0	0	1	3	8	6			2	2	0	0	0	4	7	3		
00-01	4	1	3	0	0	2	13	17		2	1	1	0	0	2	8	8			2	0	2	0	0	0	5	9		
01-02	4	3	1	0	0	6	19	12		2	2	0	0	0	4	11	4			2	1	1	0	0	2	8	8		
02-03	4	2	0	1	1	6	12	7		2	1	0	0	1	3	8	4			2	1	0	1	0	3	4	3		
03-04	4	2	1	0	1	5	10	10		2	1	0	0	1	3	6	6			2	1	1	0	0	2	4	4		
05-06	4	2	1	-	1	5	14	11		2	2	0	-	0	4	8	3			2	0	1	-	1	1	6	8		
06-07	4	1	3	-	0	2	8	15		2	1	1	-	0	2	5	6			2	0	2	-	0	0	3	9		
07-08	4	2	2	-	0	4	9	11		2	2	0	-	0	4	8	6			2	0	2	-	0	0	1	5		
08-09	4	3	0	-	1	7	14	11		2	2	0	-	0	4	5	2			2	1	0	-	1	3	9	9		
09-10	4	3	1	-	0	6	15	11		2	1	1	-	0	2	5	4			2	2	0	-	0	4	10	7		
10-11	4	1	2	-	1	3	6	18		2	0	1	-	1	1	1	8			2	1	1	-	0	2	5	10		
11-12	4	2	2	-	0	4	13	11		2	1	1	-	0	2	7	7			2	1	1	-	0	2	6	4		
12-13	3	1	2	-	0	2	4	8		1	0	1	-	0	0	1	4			2	1	1	-	0	2	4	3		
Totals	197	92	81	18	6	208	678	676		99	51	35	9	4	115	355	313			98	41	46	9	2	93	324	362		

SERIES INFORMATION

All-Time Series (W-L-T-OT)

Current Streak

Last Washington Win

Last New York Win

Last Tie

Last Overtime Game

Overtime Record

Last 10 Games (W-L-OT)

Longest Unbeaten Streak

Longest Winning Streak

Longest Winless Streak

Longest Losing Streak

Washington Shutouts (Last)

New York Shutouts (Last)

Last Washington Hat Trick

Last New York Hat Trick

Most Washington Goals

Most New York Goals

Overall

WSH leads, 92-81-18-6

1 WSH win (3/24/13)

3/24/13 (3-2, so)

3/10/13 (4-1)

1/4/03 (2-2)

3/24/13 (W, 2-1, so)

10-6-18

3-6-0

6 (12/23/88-12/23/89)

5 (two times)

5 (two times)

4 (three times)

6 (3/6/10)

8 (2/25/11)

P. Bondra (3/9/01)

M. Messier (12/13/91)

8 (four times)

11 (two times)

at Washington

WSH leads, 51-35-9-4

1 NYR win (3/10/13)

12/28/11 (4-1)

3/10/13 (4-1)

1/5/96 (4-4)

1/24/11 (L, 2-1 ot)

4-4-9

5-4-1

5 (4/3/83-3/3/84)

4 (12/12/07-1/3/09)

6 (11/7/81-1/1/83)

3 (two times)

5 (3/6/10)

5 (2/25/11)

P. Bondra (3/9/01)

M. Messier (12/13/91)

8 (three times)

11 (3/24/78)

at NY Rangers

WSH trails, 41-46-9-2

1 WSH win (4/7/12)

3/24/13 (3-2, so)

2/17/13 (2-1)

1/4/03 (2-2)

3/24/13 (3-2, so)

6-2-9

6-3-1

7 (12/2/97-3/23/00)

4 (4/1/87-3/16/88)

7 (3/5/04-11/1/07)

7 (3/5/04-11/1/07)

1 (4/14/93)

3 (12/12/10)

P. Bondra (1/8/98)

J. Mullen (10/19/88)

8 (3/16/88)

11 (2/18/76)



New York Rangers

2012-13 WASHINGTON CAPITALS VS. NEW YORK RANGERS

CAPITALS LOST SEASON SERIES, 1-2-0 • NY RANGERS 2-0-1

NEW YORK	RANGERS	CAPITALS	ATTEND	GOALTENDERS	W. GOAL
FEB 17, 2013	2	1	17,200	HENRIK LUNDQVIST / BRADEN HOLTBY	DEREK STEPAN
MAR 24, 2013	2	3	17,200	BRADEN HOLTBY / HENRIK LUNDQVIST	NICKLAS BACKSTROM

WASHINGTON	RANGERS	CAPITALS	ATTEND	GOALTENDERS	W. GOAL
MAR 10, 2013	4	1	18,506	MARTIN BIRON / BRADEN HOLTBY	BRIAN BOYLE

CAPITALS	GP	G	A	P	+/-	PIM	PP	SH	GW	EN	S	%	RANGERS	GP	G	A	P	+/-	PIM	PP	SH	GW	EN	S	%
JOHN CARLSON	3	1	1	2	1	0	0	0	0	0	9	11.1	DEREK STEPAN	3	3	0	3	1	0	2	0	1	0	6	50.0
NICKLAS BACKSTROM	3	1	1	2	0	2	1	0	0	0	4	25.0	BRAD RICHARDS	3	1	2	3	0	0	0	0	0	0	3	33.3
ALEX OVECHKIN	3	1	1	2	-1	2	0	0	0	0	16	6.2	CARL HAGELIN	3	1	2	3	2	2	0	0	0	0	7	14.3
STEVEN OLEKSY	2	1	1	2	1	0	0	0	0	0	3	33.3	RICK NASH	3	0	3	3	2	2	0	0	0	0	13	0.0
MARCUS JOHANSSON	2	0	1	1	1	0	0	0	0	0	1	0.0	RYAN MCDONAGH	3	0	3	3	1	0	0	0	0	0	3	0.0
MIKE RIBEIRO	3	0	1	1	-2	2	0	0	0	0	3	0.0	MARIAN GABORIK	3	0	2	2	0	0	0	0	0	0	13	0.0
JASON CHIMERA	3	0	1	1	0	4	0	0	0	0	3	0.0	MICHAEL DEL ZOTTO	3	0	2	2	1	4	0	0	0	0	3	0.0
ERIC FEHR	3	0	1	1	0	0	0	0	0	0	2	0.0	ARRON ASHAM	2	1	0	1	1	0	0	0	0	0	2	50.0
BROOKS LAICH	1	0	0	0	0	0	0	0	0	0	1	0.0	RYAN CALLAHAN	3	1	0	1	1	0	1	0	0	0	17	5.9
DMITRI ORLOV	1	0	0	0	1	0	0	0	0	0	0	0.0	BRIAN BOYLE	3	1	0	1	1	4	0	0	1	0	7	14.3
MATT HENDRICKS	3	0	0	0	-2	0	0	0	0	0	3	0.0	KRIS NEWBURY	1	0	1	1	1	0	0	0	0	0	0	0.0
JOEL WARD	3	0	0	0	1	0	0	0	0	0	7	0.0	JONATHAN MILLER	2	0	0	0	-2	2	0	0	0	0	3	0.0
TOMAS KUNDRATEK	2	0	0	0	-2	0	0	0	0	0	3	0.0	CHRIS KREIDER	1	0	0	0	0	0	0	0	0	0	2	0.0
JOHN ERSKINE	1	0	0	0	1	0	0	0	0	0	2	0.0	TAYLOR PYATT	3	0	0	0	-1	0	0	0	0	0	4	0.0
JACK HILLEN	1	0	0	0	0	0	0	0	0	0	2	0.0	MATT GILROY	2	0	0	0	0	0	0	0	0	0	3	0.0
JAY BEAGLE	3	0	0	0	0	0	0	0	0	0	6	0.0	JEFF HALPERN	2	0	0	0	0	0	0	0	0	0	2	0.0
TOM POTI	2	0	0	0	-1	0	0	0	0	0	1	0.0	MICHEAL HALEY	1	0	0	0	0	0	0	0	0	0	0	0.0
KARL ALZNER	3	0	0	0	-3	4	0	0	0	0	1	0.0	ROMAN HAMRLIK	1	0	0	0	1	0	0	0	0	0	0	0.0
MATHIEU PERREAULT	2	0	0	0	-1	0	0	0	0	0	2	0.0	DARROLL POWE	3	0	0	0	0	2	0	0	0	0	3	0.0
TROY BROUWER	3	0	0	0	-1	2	0	0	0	0	9	0.0	DAN GIRARDI	3	0	0	0	-1	2	0	0	0	0	6	0.0
MIKE GREEN	1	0	0	0	-1	0	0	0	0	0	0	0.0	ANTON STRALMAN	3	0	0	0	2	6	0	0	0	0	3	0.0
JEFF SCHULTZ	2	0	0	0	-1	2	0	0	0	0	1	0.0	MARC STAAL	1	0	0	0	0	0	0	0	0	0	1	0.0
WOJTEK WOLSKI	1	0	0	0	-1	0	0	0	0	0	1	0.0	STEVE EMINGER	2	0	0	0	0	0	0	0	0	0	1	0.0
JOEY CRABB	2	0	0	0	0	2	0	0	0	0	1	0.0													
AARON VOLPATTI	1	0	0	0	0	0	0	0	0	0	0	0.0													

GOALTENDER	GP	MIN	GA	GAA	SO	W	L	OT	SA	SV%	GOALTENDER	GP	MIN	GA	GAA	SO	W	L	OT	SA	SV%
BRADEN HOLTBY	3	155	7	2.71	0	1	2	0	91	.923	HENRIK LUNDQVIST	2	124	3	1.44	0	1	0	1	52	.942
MICHAL NEUVIRTH	1	28	1	2.11	0	0	0	0	11	.909	MARTIN BIRON	1	60	1	1.00	0	1	0	0	29	.966

POWER PLAY	2 - 11 (18.2%)	PENALTY KILLING	14 - 15 (93.3%)	POWER PLAY	3 - 9 (33.3%)	PENALTY KILLING	9 - 10 (90%)
------------	----------------	-----------------	-----------------	------------	---------------	-----------------	--------------

Ottawa Senators

CLUB INFORMATION

Founded1992-93
Home ArenaCanadian Tire Centre (19,153)
Stanley Cupsnone
Executive V. P., General Manager and Alternate Governor Bryan Murray
Head Coach Paul MacLean
Assistant Coaches Dave Cameron, Mark Reeds
Director of CommunicationsBrian Morris
 2012-13 Record25-17-6 (56 points)
 2012-13 Finish4th, Northeast Division
 2012-13 Playoffs E. Conf. semifinals (def. by PIT, 4-1)

Canadian Tire Centre
 1000 Palladium Drive
 Kanata, Ont. K2V 1A5
 613.599.0250
 Fax: 613.599.0358
 www.ottawasenators.com

2013-14 MEETINGS

Nov. 27 at Washington
 Dec. 30 at Ottawa
 Jan. 21 at Washington



ALL-TIME SERIES HISTORY

	TOTALS								HOME								AWAY							
YEAR	GP	W	L	T	OT	PTS	GF	GA	GP	W	L	T	OT	PTS	GF	GA	GP	W	L	T	OT	PTS	GF	GA
92-93	4	4	0	0	-	8	21	13	2	2	0	0	-	4	11	5	2	2	0	0	-	4	10	8
93-94	4	3	1	0	-	6	30	13	2	2	0	0	-	4	19	6	2	1	1	0	-	2	11	7
94-95	3	1	0	2	-	4	8	7	2	1	0	1	-	3	3	2	1	0	0	1	-	1	5	5
95-96	4	4	0	0	-	8	19	6	2	2	0	0	-	4	11	1	2	2	0	0	-	4	8	5
96-97	4	0	4	0	-	0	3	17	2	0	2	0	-	0	2	8	2	0	2	0	-	0	1	9
97-98	4	1	3	0	-	2	5	10	2	1	1	0	-	2	4	3	2	0	2	0	-	0	1	7
98-99	4	1	3	0	-	2	13	15	2	0	2	0	-	0	4	8	2	1	1	0	-	2	9	7
99-00	4	3	1	0	0	6	9	9	2	2	0	0	0	4	5	2	2	1	1	0	0	2	4	7
00-01	4	2	1	1	0	5	16	12	2	1	0	1	0	3	7	6	2	1	1	0	0	2	9	6
01-02	4	1	2	1	0	3	9	17	2	0	1	1	0	1	5	11	2	1	1	0	0	2	4	6
02-03	4	1	3	0	0	2	8	18	2	0	2	0	0	0	3	11	2	1	1	0	0	2	5	7
03-04	4	0	3	1	0	1	5	15	2	0	1	1	0	1	2	5	2	0	2	0	0	0	3	10
05-06	4	1	3	-	0	2	5	15	2	0	2	-	0	0	3	8	2	1	1	-	0	2	2	7
06-07	4	2	2	-	0	4	14	13	2	2	0	-	0	4	10	5	2	0	2	-	0	0	4	8
07-08	4	4	0	-	0	8	22	12	2	2	0	-	0	4	10	5	2	2	0	-	0	4	12	7
08-09	4	2	1	-	1	5	15	10	2	2	0	-	0	4	12	5	2	0	1	-	1	1	3	5
09-10	4	1	1	-	2	4	17	17	2	1	0	-	1	3	9	7	2	0	1	-	1	1	8	10
10-11	4	3	1	-	0	6	9	7	2	2	0	-	0	4	6	3	2	1	1	-	0	2	3	4
11-12	4	3	1	-	0	6	12	11	2	2	0	-	0	4	5	3	2	1	1	-	0	2	7	8
12-13	3	0	2	-	1	1	5	7	1	0	0	-	1	1	1	2	2	0	2	-	0	0	3	6
Totals	78	37	32	5	4	83	245	244	39	22	11	4	2	50	132	106	3	15	21	1	2	33	112	139

SERIES INFORMATION

All-Time Series (W-L-T-OT)

Current Streak
 Last Washington Win
 Last Ottawa Win
 Last Tie
 Last Overtime Game
 Overtime Record
 Last 10 Games (W-L-OT)
 Longest Unbeaten Streak
 Longest Winning Streak
 Longest Winless Streak
 Longest Losing Streak
 Washington Shutouts (Last)
 Ottawa Shutouts (Last)
 Last Washington Hat Trick
 Last Ottawa Hat Trick
 Most Washington Goals
 Most Ottawa Goals

Overall

WSH leads, 37-32-5-4
 4 OTT win (2/22/12-4/25/13)
 12/7/11 (5-3)
 4/25/13 (2-1 ot)
 2/17/04 (1-1)
 4/25/13 (L, 2-1 ot)
 4-4-5
 6-3-1
 8 (4/9/94-4/6/96)
 6 (10/16/92-12/17/93)
 8 (4/3/03-3/12/06)
 6 (11/27/96-12/27/97)
 5 (4/1/06)
 6 (3/25/11)
 A. Semin (2/11/10)
 M. Fisher (12/29/07)
 11 (12/17/93)
 11 (11/13/01)

at Washington

WSH leads, 22-11-4-2
 1 OTT win (4/25/13)
 12/3/11 (3-2 ot)
 4/25/13 (2-1 ot)
 2/17/04 (1-1)
 4/25/13 (L, 2-1 ot)
 3-2-4
 8-0-2
 8 (10/16/92-3/29/96)
 7 (11/6/06-1/7/10)
 8 (11/1/01-3/12/04)
 3 (two times)
 4 (4/5/02)
 2 (4/5/02)
 A. Ovechkin (2/1/09)
 D. Alfredsson (11/13/01)
 11 (12/17/93)
 11 (11/13/01)

at Ottawa

WSH trails, 15-21-1-2
 3 OTT wins (2/22/12-4/18/13)
 12/7/11 (5-3)
 4/18/13 (3-1)
 2/23/95 (5-5)
 11/23/09 (L, 4-3 ot)
 1-2-1
 2-6-2
 3 (two times)
 3 (12/7/92-12/4/93)
 4 (two times)
 4 (two times)
 1 (4/1/06)
 4 (3/25/11)
 A. Semin (2/11/10)
 M. Fisher (12/29/07)
 8 (two times)
 7 (3/2/06)



Ottawa Senators

2012-13 WASHINGTON CAPITALS VS. OTTAWA SENATORS

CAPITALS LOST SEASON SERIES, 0-2-1 • OTTAWA 3-0-0

OTTAWA		SENATORS	CAPITALS	ATTEND	GOALTENDERS	W. GOAL
JAN 29, 2013		3	2	19,267	CRAIG ANDERSON / MICHAL NEUVIRTH	SERGEI GONCHAR
APR 18, 2013		3	1	19,965	CRAIG ANDERSON / BRADEN HOLTBY	CORY CONACHER
WASHINGTON		SENATORS	CAPITALS	ATTEND	GOALTENDERS	W. GOAL
APR 25, 2013		2	1	18,506	CRAIG ANDERSON / MICHAL NEUVIRTH	SERGEI GONCHAR

CAPITALS	GP	G	A	P	+/-	PIM	PP	SH	GW	EN	S	%
MIKE RIBEIRO	3	1	0	1	-1	8	0	0	0	0	4	25.0
TROY BROUWER	3	1	0	1	0	0	0	0	0	0	8	12.5
ALEX OVECHKIN	3	1	0	1	-2	4	0	0	0	0	9	11.1
MATT HENDRICKS	3	1	0	1	-1	2	0	0	0	0	1	100.0
JOHN ERSKINE	3	0	1	1	-1	2	0	0	0	0	0	0.0
JACK HILLEN	2	0	1	1	2	0	0	0	0	0	2	0.0
JAY BEAGLE	3	0	1	1	0	0	0	0	0	0	1	0.0
NICKLAS BACKSTROM	3	0	1	1	-2	2	0	0	0	0	3	0.0
MIKE GREEN	3	0	1	1	-2	4	0	0	0	0	11	0.0
WOJTEK WOLSKI	1	0	1	1	0	0	0	0	0	0	3	0.0
MARCUS JOHANSSON	2	0	1	1	0	0	0	0	0	0	2	0.0
MARTIN ERAT	2	0	1	1	0	0	0	0	0	0	2	0.0
JOHN CARLSON	3	0	0	0	-1	0	0	0	0	0	5	0.0
JASON CHIMERA	3	0	0	0	-1	10	0	0	0	0	5	0.0
KARL ALZNER	3	0	0	0	-2	2	0	0	0	0	2	0.0
MATHIEU PERREAULT	3	0	0	0	1	4	0	0	0	0	2	0.0
JEFF SCHULTZ	1	0	0	0	0	0	0	0	0	0	0	0.0
ERIC FEHR	3	0	0	0	-1	0	0	0	0	0	4	0.0
JOEY CRABB	1	0	0	0	1	0	0	0	0	0	2	0.0
STEVEN OLEKSY	2	0	0	0	1	0	0	0	0	0	2	0.0
AARON VOLPATTI	2	0	0	0	-2	0	0	0	0	0	2	0.0
JOEL WARD	1	0	0	0	0	2	0	0	0	0	1	0.0
TOMAS KUNDRATEK	1	0	0	0	0	0	0	0	0	0	1	0.0

SENATORS	GP	G	A	P	+/-	PIM	PP	SH	GW	EN	S	%
KYLE TURRIS	3	2	1	3	4	4	0	0	0	1	5	40.0
MILAN MICHALEK	3	1	2	3	3	0	0	0	0	0	10	10.0
ERIK KARLSSON	2	0	3	3	1	0	0	0	0	0	11	0.0
SERGEI GONCHAR	3	2	0	2	1	0	2	0	2	0	6	33.3
CHRIS PHILLIPS	3	0	2	2	1	2	0	0	0	0	9	0.0
DANIEL ALFREDSSON	3	0	2	2	1	2	0	0	0	0	8	0.0
JAKOB SILFVERBERG	3	1	0	1	1	0	0	0	0	0	7	14.3
JIM O'BRIEN	1	1	0	1	0	0	0	0	0	0	2	50.0
CORY CONACHER	2	1	0	1	1	0	0	0	1	0	1	100.0
ERIK CONDRA	3	0	1	1	0	4	0	0	0	0	4	0.0
COLIN GREENING	3	0	1	1	1	0	0	0	0	0	8	0.0
MIKA ZIBANEJAD	3	0	1	1	1	0	0	0	0	0	12	0.0
JARED COWEN	2	0	0	0	0	0	0	0	0	0	1	0.0
MARK BOROWIECKI	1	0	0	0	-1	2	0	0	0	0	0	0.0
PATRICK WIERCIOCH	2	0	0	0	0	0	0	0	0	0	2	0.0
ZACK SMITH	3	0	0	0	-1	2	0	0	0	0	8	0.0
ERIC GRYBA	2	0	0	0	-1	0	0	0	0	0	1	0.0
GUILLAUME LATENDRESSE	3	0	0	0	-3	0	0	0	0	0	2	0.0
PETER REGIN	1	0	0	0	0	0	0	0	0	0	1	0.0
MARC METHOT	3	0	0	0	2	0	0	0	0	0	3	0.0
JEAN-GABRIEL PAGEAU	2	0	0	0	0	0	0	0	0	0	2	0.0
CHRIS NEIL	3	0	0	0	-1	2	0	0	0	0	3	0.0

GOALTENDER	GP	MIN	GA	GAA	SO	W	L	OT	SA	SV%
MICHAL NEUVIRTH	2	119	5	2.51	0	0	1	1	68	.926
BRADEN HOLTBY	1	59	2	2.01	0	0	1	0	37	.946

GOALTENDER	GP	MIN	GA	GAA	SO	W	L	OT	SA	SV%
CRAIG ANDERSON	3	180	4	1.33	0	3	0	0	72	.944

POWER PLAY	0 - 6 (0%)	PENALTY KILLING	10 - 12 (83.3%)	POWER PLAY	2 - 12 (16.7%)	PENALTY KILLING	6 - 6 (100%)
------------	------------	-----------------	-----------------	------------	----------------	-----------------	--------------

Philadelphia Flyers

CLUB INFORMATION

Founded1967-68
Home Arena Wells Fargo Center (19,537)
Stanley Cups 2 (most recent: 1975)
General Manager Paul Holmgren
Head Coach Peter Laviolette
Assistant Coaches Kevin McCarthy, Joe Mullen, Craig Berube
Senior Director of Communications Zack Hill
2012-13 Record 23-22-3 (49 points)
2012-13 Finish 4th, Atlantic Division
2012-13 Playoffs DNQ

Wells Fargo Center
 3601 South Broad Street
 Philadelphia, PA 19148
 215.465.4500
 Fax: 215.218.7837
 www.philadelphiaflyers.com



2013-14 MEETINGS

Nov. 1 at Philadelphia
 Dec. 15 at Washington
 Dec. 17 at Philadelphia
 March 2 at Washington
 March 5 at Philadelphia

ALL-TIME SERIES HISTORY

	TOTALS								HOME								AWAY							
YEAR	GP	W	L	T	OT	PTS	GF	GA	GP	W	L	T	OT	PTS	GF	GA	GP	W	L	T	OT	PTS	GF	GA
74-75	4	0	4	0	-	0	5	21	2	0	2	0	-	0	3	11	2	0	2	0	-	0	2	10
75-76	4	0	3	1	-	1	16	28	2	0	1	1	-	1	10	12	2	0	2	0	-	0	6	16
76-77	4	0	2	2	-	2	13	23	2	0	0	2	-	2	9	9	2	0	2	0	-	0	4	14
77-78	4	0	4	0	-	0	4	17	2	0	2	0	-	0	2	9	2	0	2	0	-	0	2	8
78-79	4	0	3	1	-	1	12	21	2	0	1	1	-	1	6	9	2	0	2	0	-	0	6	12
79-80	4	0	2	2	-	2	13	18	2	0	0	2	-	2	7	7	2	0	2	0	-	0	6	11
80-81	4	2	2	0	-	4	14	15	2	0	2	0	-	0	3	13	2	2	0	0	-	4	11	2
81-82	8	4	3	1	-	9	34	33	4	2	1	1	-	5	24	16	4	2	2	0	-	4	10	17
82-83	7	4	3	0	-	8	23	22	4	2	2	0	-	4	13	13	3	2	1	0	-	4	10	9
83-84	7	4	3	0	-	8	30	24	3	2	1	0	-	4	14	9	4	2	2	0	-	4	16	15
84-85	7	1	5	1	-	3	26	31	4	1	3	0	-	2	14	13	3	0	2	1	-	1	12	18
85-86	7	2	5	0	-	4	17	25	3	2	1	0	-	4	13	11	4	0	4	0	-	0	4	14
86-87	7	1	5	1	-	3	13	28	4	1	3	0	-	2	7	16	3	0	2	1	-	1	6	12
87-88	7	4	2	1	-	9	19	15	3	2	1	0	-	4	8	6	4	2	1	1	-	5	11	9
88-89	7	4	3	0	-	8	21	19	4	3	1	0	-	6	15	10	3	1	2	0	-	2	6	9
89-90	7	5	1	1	-	11	26	17	3	2	1	0	-	4	14	8	4	3	0	1	-	7	12	9
90-91	7	5	1	1	-	11	28	14	4	3	0	1	-	7	18	6	3	2	1	0	-	4	10	8
91-92	7	3	4	0	-	6	30	27	3	2	1	0	-	4	18	14	4	1	3	0	-	2	12	13
92-93	7	1	5	1	-	3	21	32	3	0	2	1	-	1	7	12	4	1	3	0	-	2	14	20
93-94	6	4	1	1	-	9	20	14	2	0	1	1	-	1	3	7	4	4	0	0	-	8	17	7
94-95	4	0	3	1	-	1	8	14	2	0	1	1	-	1	3	5	2	0	2	0	-	0	5	9
95-96	5	2	2	1	-	5	12	11	3	2	0	1	-	5	8	4	2	0	2	0	-	0	4	7
96-97	6	2	3	1	-	5	16	19	3	1	2	0	-	2	8	9	3	1	1	1	-	3	8	10
97-98	5	2	2	1	-	5	14	12	2	1	0	1	-	3	6	3	3	1	2	0	-	2	8	9
98-99	4	0	4	0	-	0	3	11	2	0	2	0	-	0	1	5	2	0	2	0	-	0	2	6
99-00	4	2	2	0	0	4	10	11	2	2	0	0	0	4	7	4	2	0	2	0	0	0	3	7
00-01	4	2	1	1	0	5	14	11	2	2	0	0	0	4	10	5	2	0	1	1	0	1	4	6
01-02	4	0	4	0	0	0	4	18	2	0	2	0	0	0	1	7	2	0	2	0	0	0	3	11
02-03	4	2	2	0	0	4	8	7	2	2	0	0	0	4	6	2	2	0	2	0	0	0	2	5
03-04	4	1	3	0	0	2	6	14	2	1	1	0	0	2	3	5	2	0	2	0	0	0	3	9
05-06	4	1	3	-	0	2	10	19	2	1	1	-	0	2	5	6	2	0	2	-	0	0	5	13
06-07	4	4	0	-	0	8	20	9	2	2	0	-	0	4	10	3	2	2	0	-	0	4	10	6
07-08	4	2	2	-	0	4	14	15	2	0	2	-	0	0	6	9	2	2	0	-	0	4	8	6
08-09	4	2	2	-	0	4	7	13	2	1	1	-	0	2	4	5	2	1	1	-	0	2	3	8
09-10	4	3	0	-	1	7	22	13	2	2	0	-	0	4	9	5	2	1	0	-	1	3	13	8
10-11	4	2	0	-	2	6	14	14	2	1	0	-	1	3	7	7	2	1	0	-	1	3	7	7
11-12	4	1	2	-	1	3	7	10	2	0	2	-	0	0	1	6	2	1	0	-	1	3	6	4
12-13	3	1	1	-	1	3	8	11	1	1	0	-	0	2	3	2	2	0	1	-	1	1	5	9
Totals	194	73	97	19	5	170	586	676	95	41	40	13	1	96	306	303	99	32	57	6	4	74	276	373

SERIES INFORMATION

	Overall	at Washington	at Philadelphia
All-Time Series (W-L-T-OT)	WSH trails, 73-97-19-5	WSH leads, 41-40-13-1	WSH trails, 32-57-6-4
Current Streak	2 PHI wins (2/27/13-3/31/13)	1 WSH win (2/1/13)	3 PHI wins (3/22/12-3/31/13)
Last Washington Win	2/1/13 (3-2)	2/1/13 (3-2)	10/20/11 (5-2)
Last Philadelphia Win	3/31/13 (5-4 ot)	3/4/12 (1-0)	3/31/13 (5-4 ot)
Last Tie	10/29/00 (1-1)	10/31/97 (2-2)	10/29/00 (1-1)
Last Overtime Game	3/31/13 (L, 5-4 ot)	11/20/10 (L, 5-4 so)	3/31/13 (L, 5-4 ot)
Overtime Record	10-5-19	7-1-13	3-4-6
Last 10 Games (W-L-OT)	3-3-4	5-4-1	4-2-4
Longest Unbeaten Streak	8 (12/5/89-1/4/91)	7 (1/28/90-2/22/92)	5 (12/5/89-10/23/90)
Longest Winning Streak	5 (two times)	4 (two times)	4 (11/4/06-2/6/08)
Longest Winless Streak	25 (11/9/74-12/20/80)	15 (12/26/74-10/14/81)	16 (3/5/98-2/10/06)
Longest Losing Streak	6 (three times)	3 (four times)	12 (11/9/74-4/3/80)
Washington Shutouts (Last)	8 (1/30/00)	5 (1/30/00)	3 (3/28/91)
Philadelphia Shutouts (Last)	11 (3/4/12)	6 (3/4/12)	5 (11/15/01)
Last Washington Hat Trick	S. Konowalchuk (11/18/00)	P. Bondra (10/12/99)	S. Konowalchuk (11/18/00)
Last Philadelphia Hat Trick	M. Richards (10/6/09)	M. Recchi (10/20/01)	M. Richards (10/6/09)
Most Washington Goals	10 (11/21/81)	10 (11/21/81)	8 (12/5/09)
Most Philadelphia Goals	11 (4/1/76)	8 (1/4/81)	11 (4/1/76)



Philadelphia Flyers

2012-13 WASHINGTON CAPITALS VS. PHILADELPHIA FLYERS

CAPITALS LOST SEASON SERIES, 1-1-1 • PHILADELPHIA 2-1-0

PHILADELPHIA	FLYERS	CAPITALS	ATTEND	GOALTENDERS	W. GOAL
FEB 27, 2013	4	1	19,904	ILYA BRYZGALOV / BRADEN HOLTBY	WAYNE SIMMONDS
MAR 31, 2013	5	4	19,681	ILYA BRYZGALOV / BRADEN HOLTBY	RUSLAN FEDOTENKO

WASHINGTON	FLYERS	CAPITALS	ATTEND	GOALTENDERS	W. GOAL
FEB 1, 2013	2	3	18,506	BRADEN HOLTBY / ILYA BRYZGALOV	WOJTEK WOLSKI

CAPITALS	GP	G	A	P	+/-	PIM	PP	SH	GW	EN	S	%	FLYERS	GP	G	A	P	+/-	PIM	PP	SH	GW	EN	S	%
NICKLAS BACKSTROM	3	2	1	3	1	0	0	0	0	0	8	25.0	CLAUDE GIROUX	3	2	3	5	1	2	1	0	0	0	13	15.4
MIKE GREEN	3	1	1	2	-1	2	0	0	0	0	6	16.7	KIMMO TIMONEN	3	1	3	4	0	4	0	0	0	0	5	20.0
MARCUS JOHANSSON	2	1	1	2	-1	2	1	0	0	0	3	33.3	BRAYDEN SCHENN	3	1	2	3	1	0	0	0	0	0	8	12.5
TROY BROUWER	3	1	1	2	0	2	0	0	0	0	4	25.0	MAXIME TALBOT	3	2	0	2	2	0	0	0	0	0	5	40.0
JOHN CARLSON	3	0	2	2	-1	0	0	0	0	0	6	0.0	BRUNO GERVAIS	3	1	1	2	0	0	0	0	0	0	8	12.5
WOJTEK WOLSKI	2	1	0	1	1	0	0	0	1	0	5	20.0	MATT READ	2	1	1	2	1	0	0	0	0	0	5	20.0
ALEX OVECHKIN	3	1	0	1	-3	4	1	0	0	0	19	5.3	WAYNE SIMMONDS	3	1	1	2	1	2	1	0	1	0	1	100.0
JOEL WARD	3	1	0	1	0	2	0	0	0	0	7	14.3	SCOTT HARTNELL	2	0	2	2	2	2	0	0	0	0	5	0.0
BROOKS LAICH	1	0	1	1	1	0	0	0	0	0	1	0.0	DANNY BRIERE	2	0	2	2	1	0	0	0	0	0	2	0.0
JACK HILLEN	1	0	1	1	0	0	0	0	0	0	0	0.0	RUSLAN FEDOTENKO	3	1	0	1	0	0	0	0	1	0	3	33.3
JAY BEAGLE	3	0	1	1	2	2	0	0	0	0	0	0.0	SIMON GAGNE	2	1	0	1	0	0	1	0	0	0	5	20.0
TOM POTI	1	0	1	1	1	0	0	0	0	0	1	0.0	KURTIS FOSTER	1	0	1	1	0	0	0	0	0	0	4	0.0
JEFF SCHULTZ	2	0	0	0	0	2	0	0	0	0	1	0.0	SEAN COUTURIER	3	0	1	1	1	0	0	0	0	0	9	0.0
ERIC FEHR	2	0	0	0	-1	0	0	0	0	0	0	0.0	TYE MCGINN	1	0	1	1	0	0	0	0	0	0	0	0.0
JOEY CRABB	2	0	0	0	0	0	0	0	0	0	1	0.0	ZAC RINALDO	3	0	1	1	0	21	0	0	0	0	2	0.0
AARON VOLPATTI	1	0	0	0	0	0	0	0	0	0	0	0.0	LUKE SCHENN	3	0	1	1	0	0	0	0	0	0	9	0.0
MATT HENDRICKS	3	0	0	0	0	15	0	0	0	0	2	0.0	NICKLAS GROSSMAN	2	0	0	0	1	0	0	0	0	0	0	0.0
TOMAS KUNDRATEK	2	0	0	0	0	2	0	0	0	0	2	0.0	BRAYDON COBURN	2	0	0	0	1	4	0	0	0	0	5	0.0
MIKE RIBEIRO	3	0	0	0	-3	14	0	0	0	0	3	0.0	HARRISON ZOLNIERCZYK	1	0	0	0	0	17	0	0	0	0	0	0.0
JOHN ERSKINE	2	0	0	0	1	0	0	0	0	0	3	0.0	KENT HUSKINS	1	0	0	0	-1	0	0	0	0	0	0	0.0
JASON CHIMERA	3	0	0	0	-1	0	0	0	0	0	2	0.0	ERIK GUSTAFSSON	2	0	0	0	0	0	0	0	0	0	1	0.0
KARL ALZNER	3	0	0	0	-4	2	0	0	0	0	1	0.0	OLIVER LAURIDSEN	1	0	0	0	1	4	0	0	0	0	0	0.0
MATHIEU PERREAULT	2	0	0	0	-1	0	0	0	0	0	2	0.0	MIKE KNUBLE	2	0	0	0	-2	0	0	0	0	0	3	0.0
													JAKUB VORACEK	3	0	0	0	0	19	0	0	0	0	4	0.0

GOALTENDER	GP	MIN	GA	GAA	SO	W	L	OT	SA	SV%	GOALTENDER	GP	MIN	GA	GAA	SO	W	L	OT	SA	SV%
BRADEN HOLTBY	3	156	11	4.22	0	1	1	1	83	.867	ILYA BRYZGALOV	3	179	8	2.68	0	2	1	0	79	.899
PHILIPP GRUBAUER	1	25	0	0.00	1	0	0	0	14	.000											

POWER PLAY	2 - 15 (13.3%)	PENALTY KILLING	7 - 10 (70%)	POWER PLAY	3 - 10 (30%)	PENALTY KILLING	13 - 15 (86.7%)
------------	----------------	-----------------	--------------	------------	--------------	-----------------	-----------------

Phoenix Coyotes

CLUB INFORMATION

Founded 1972-73 (WHA), 1979-80 (Winnipeg), 1996-97 (Phoenix)
Home Arena Jobing.com Arena (17,135)
Stanley Cups none
Executive Vice President and General Manager Don Maloney
Head Coach Dave Tippett
Associate Coach Jim Playfair
Assistant Coach Newell Brown
Vice President of Communications Rich Nairn
 2012-13 Record 21-18-9 (51 points)
 2012-13 Finish 5th, Pacific Division
 2012-13 Playoffs DNQ

Jobing.com Arena
 9400 W. Maryland Ave.
 Glendale, AZ 85305
 623.772.3200
 Fax: 623.872.2000
 www.phoenixcoyotes.com



2013-14 MEETINGS

Nov. 9 at Phoenix
 March 8 at Washington

ALL-TIME SERIES HISTORY

	TOTALS								HOME								AWAY							
YEAR	GP	W	L	T	OT	PTS	GF	GA	GP	W	L	T	OT	PTS	GF	GA	GP	W	L	T	OT	PTS	GF	GA
79-80	4	3	0	1	-	7	18	11	2	2	0	0	-	4	11	7	2	1	0	1	-	3	7	4
80-81	4	3	0	1	-	7	17	11	2	2	0	0	-	4	8	4	2	1	0	1	-	3	9	7
81-82	3	2	1	0	-	4	13	9	1	1	0	0	-	2	7	3	2	1	1	0	-	2	6	6
82-83	3	1	0	2	-	4	12	7	2	1	0	1	-	3	9	4	1	0	0	1	-	1	3	3
83-84	3	2	1	0	-	4	18	10	1	1	0	0	-	2	8	3	2	1	1	0	-	2	10	7
84-85	3	1	2	0	-	2	14	14	2	1	1	0	-	2	11	9	1	0	1	0	-	0	3	5
85-86	3	1	1	1	-	3	16	17	1	1	0	0	-	2	5	3	2	0	1	1	-	1	11	14
86-87	3	1	1	1	-	3	11	10	2	1	1	0	-	2	8	7	1	0	0	1	-	1	3	3
87-88	3	1	2	0	-	2	10	6	1	0	1	0	-	0	2	3	2	1	1	0	-	2	8	3
88-89	3	2	1	0	-	4	14	9	2	2	0	0	-	4	12	6	1	0	1	0	-	0	2	3
89-90	3	0	3	0	-	0	8	16	1	0	1	0	-	0	3	4	2	0	2	0	-	0	5	12
90-91	3	2	1	0	-	4	7	6	2	1	1	0	-	2	5	5	1	1	0	0	-	2	2	1
91-92	3	0	2	1	-	1	11	13	1	0	0	1	-	1	3	3	2	0	2	0	-	0	8	10
92-93	2	1	1	0	-	2	10	12	1	1	0	0	-	2	8	6	1	0	1	0	-	0	2	6
93-94	2	1	1	0	-	2	8	9	1	1	0	0	-	2	4	3	1	0	1	0	-	0	4	6
94-95	Teams did not meet in 1994-95																							
95-96	2	1	0	1	-	3	7	2	1	0	0	1	-	1	1	1	1	1	0	0	-	2	6	1
96-97	2	1	1	0	-	2	6	4	1	1	0	0	-	2	3	0	1	0	1	0	-	0	3	4
97-98	2	1	0	1	-	3	5	4	1	1	0	0	-	2	2	1	1	0	0	1	-	1	3	3
98-99	2	0	2	0	-	0	3	6	1	0	1	0	-	0	1	2	1	0	1	0	-	0	2	4
99-00	2	1	0	1	0	3	5	4	1	1	0	0	0	2	3	2	1	0	0	1	0	1	2	2
00-01	1	0	0	1	0	1	2	2	1	0	0	1	0	1	2	2	0	0	0	0	0	0	0	0
01-02	2	0	1	1	0	1	4	7	1	0	0	1	0	1	2	2	1	0	1	0	0	0	2	5
02-03	2	1	0	0	1	3	5	5	1	0	0	0	1	1	1	2	1	1	0	0	0	2	4	3
03-04	1	0	1	0	0	0	0	3	1	0	1	0	0	0	0	3	0	0	0	0	0	0	0	0
05-06	1	1	0	-	0	2	6	1	0	0	0	-	0	0	0	0	1	1	0	-	0	2	6	1
06-07	1	0	1	-	0	0	2	3	1	0	1	-	0	0	2	3	0	0	0	-	0	0	0	0
07-08	Teams did not meet in 2007-08																							
08-09	1	0	1	-	0	0	1	2	0	0	0	-	0	0	0	0	1	0	1	-	0	0	1	2
09-10	1	1	0	-	0	2	4	2	1	1	0	-	0	2	4	2	0	0	0	-	0	0	0	0
10-11	1	0	1	-	0	0	2	3	0	0	0	-	0	0	0	0	1	0	1	-	0	0	2	3
11-12	1	1	0	-	0	2	4	3	1	1	0	-	0	2	4	3	0	0	0	-	0	0	0	0
12-13	Teams did not meet in 2012-13																							
Totals	67	29	25	12	1	71	243	211	34	20	8	5	1	46	129	93	33	9	17	7	0	25	114	118

SERIES INFORMATION

	Overall	at Washington	at Phoenix
All-Time Series (W-L-T-OT)	WSH leads, 29-25-12-1	WSH leads, 20-8-5-1	WSH trails, 9-17-7-0
Current Streak	1 WSH win (11/21/11)	1 WSH win (11/21/11)	2 PHX wins (10/23/08-2/14/11)
Last Washington Win	11/21/11 (4-3)	11/21/11 (4-3)	1/16/06 (6-1)
Last Phoenix Win	2/14/11 (3-2)	1/1/07 (3-2)	2/14/11 (3-2)
Last Tie	11/2/01 (2-2)	11/2/01 (2-2)	10/23/99 (2-2)
Last Overtime Game	1/1/03 (L, 2-1)	1/1/03 (L, 2-1)	10/23/99 (T, 2-2)
Overtime Record	1-1-12	1-1-5	0-0-7
Last 10 Games (W-L-T-OT)	4-4-1-1	4-3-2-1	3-5-2-0
Longest Unbeaten Streak	9 (11/27/79-12/4/81)	8 (11/7/79-1/17/84)	4 (11/27/79-12/31/80)
Longest Winning Streak	4 (11/7/79-10/10/80)	5 (11/7/79-12/4/81)	2 (12/13/02-1/16/06)
Longest Winless Streak	4 (10/27/91-10/26/92)	5 (11/14/00-1/1/07)	6 (2/19/84-10/30/87)
Longest Losing Streak	3 (10/25/89-1/23/90)	3 (1/1/03-1/1/07)	4 (10/27/91-10/6/93)
Washington Shutouts (Last)	2 (1/3/97)	1 (1/3/97)	1 (2/19/88)
Phoenix Shutouts (Last)	2 (1/7/04)	1 (1/7/04)	1 (1/20/82)
Last Washington Hat Trick	S. Konowalchuk (12/10/95)	D. Maruk (12/4/81)	S. Konowalchuk (12/10/95)
Last Phoenix Hat Trick	D. Langkow (10/13/01)	T. Selanne (12/11/92)	D. Langkow (10/13/01)
Most Washington Goals	8 (two times)	8 (two times)	7 (two times)
Most Phoenix Goals	7 (three times)	7 (12/7/84)	7 (two times)



Phoenix Coyotes

2011-12 WASHINGTON CAPITALS VS. PHOENIX COYOTES

CAPITALS WON SEASON SERIES, 1-0-0 • PHOENIX 0-1-0

WASHINGTON	COYOTES	CAPITALS	ATTEND	GOALTENDERS	W. GOAL
NOV 21, 2011	3	4	18,506	TOMAS VOKOUN / JASON LABARBERA	BROOKS LAICH

CAPITALS	GP	G	A	P	+/-	PIM	PP	SH	GW	EN	S	%	COYOTES	GP	G	A	P	+/-	PIM	PP	SH	GW	EN	S	%
NICKLAS BACKSTROM	1	1	1	2	0	2	0	0	0	0	4	25.0	LAURI KORPIKOSKI	1	2	0	2	0	2	0	1	0	0	4	50.0
JOHN CARLSON	1	1	0	1	1	0	0	0	0	0	2	50.0	RADIM VRBATA	1	1	0	1	0	0	0	1	0	0	4	25.0
BROOKS LAICH	1	1	0	1	-1	0	1	0	1	0	4	25.0	BOYD GORDON	1	0	1	1	1	0	0	0	0	0	1	0.0
CODY EAKIN	1	1	0	1	2	0	0	0	0	0	4	25.0	RAY WHITNEY	1	0	1	1	1	0	0	0	0	0	1	0.0
JEFF SCHULTZ	1	0	1	1	1	0	0	0	0	0	0	0.0	DAVID SCHLEMKO	1	0	0	0	0	2	0	0	0	0	0	0.0
ALEX OVECHKIN	1	0	1	1	1	0	0	0	0	0	1	0.0	CAL O'REILLY	1	0	0	0	-2	2	0	0	0	0	0	0.0
JOEL WARD	1	0	1	1	2	0	0	0	0	0	3	0.0	KEITH YANDLE	1	0	0	0	-1	0	0	0	0	0	1	0.0
MARCUS JOHANSSON	1	0	0	0	1	0	0	0	0	0	0	0.0	MARTIN HANZAL	1	0	0	0	0	0	0	0	0	0	1	0.0
KARL ALZNER	1	0	0	0	-1	0	0	0	0	0	0	0.0	KYLE CHIPCHURA	1	0	0	0	0	5	0	0	0	0	0	0.0
MATHIEU PERREAULT	1	0	0	0	0	0	0	0	0	0	0	0.0	PAUL BISSONNETTE	1	0	0	0	0	0	0	0	0	0	0	0.0
TROY BROUWER	1	0	0	0	0	0	0	0	0	0	1	0.0	RAFFI TORRES	1	0	0	0	-1	0	0	0	0	0	0	0.0
DENNIS WIDEMAN	1	0	0	0	1	0	0	0	0	0	3	0.0	ROSTISLAV KLESLA	1	0	0	0	1	0	0	0	0	0	1	0.0
MATT HENDRICKS	1	0	0	0	0	5	0	0	0	0	2	0.0	TAYLOR PYATT	1	0	0	0	0	0	0	0	0	0	2	0.0
JEFF HALPERN	1	0	0	0	-1	0	0	0	0	0	2	0.0	DEREK MORRIS	1	0	0	0	-1	2	0	0	0	0	1	0.0
JASON CHIMERA	1	0	0	0	-1	2	0	0	0	0	1	0.0	SHANE DOAN	1	0	0	0	0	2	0	0	0	0	2	0.0
ROMAN HAMRLIK	1	0	0	0	1	0	0	0	0	0	1	0.0	ADRIAN AUCOIN	1	0	0	0	-1	0	0	0	0	0	4	0.0
MIKE KNUBLE	1	0	0	0	-1	0	0	0	0	0	3	0.0	OLIVER EKMAN-LARSSON	1	0	0	0	-1	0	0	0	0	0	1	0.0
DMITRI ORLOV	1	0	0	0	0	0	0	0	0	0	0	0.0	MIKKEL BOEDKER	1	0	0	0	-1	0	0	0	0	0	0	0.0
GOALTENDER	GP	MIN	GA	GAA	SO	W	L	OT	SA	SV%	GOALTENDER	GP	MIN	GA	GAA	SO	W	L	OT	SA	SV%				
TOMAS VOKOUN	1	59	3	3.00	0	1	0	0	23	.870	JASON LABARBERA	1	58	4	4.08	0	0	1	0	31	.871				
POWER PLAY	1 - 5 (20%)			PENALTY KILLING				2 - 2 (100%)				POWER PLAY	0 - 2 (0%)			PENALTY KILLING				4 - 5 (80%)					



Pittsburgh Penguins

CLUB INFORMATION

Founded1967-68
Home ArenaCONSOL Energy Center (18,387)
Stanley Cups3 (most recent, 2009)
Executive Vice President & General Manager.....Ray Shero
Head Coach.....Dan Bylsma
Assistant Coaches..... Jacques Martin, Tony Granato, Todd Reirden
Director of Communications.....Jennifer Bullano
 2012-13 Record36-12-0 (72 points)
 2012-13 Finish.....1st, Atlantic Division
 2012-13 Playoffs.....E. Conf. finals (def. by BOS, 4-0)

CONSOL Energy Center
 1001 Fifth Avenue
 Pittsburgh, PA 15219
 412.642.1300
 Fax: 412.255.1980
 www.pittsburghpenguins.com

2013-14 MEETINGS

Nov. 20 at Washington
 Jan. 15 at Pittsburgh
 March 10 at Washington
 March 11 at Pittsburgh



ALL-TIME SERIES HISTORY

YEAR	TOTALS								HOME								AWAY							
	GP	W	L	T	OT	PTS	GF	GA	GP	W	L	T	OT	PTS	GF	GA	GP	W	L	T	OT	PTS	GF	GA
74-75	6	1	5	0	-	2	13	36	3	1	2	0	-	2	10	13	3	0	3	0	-	0	3	23
75-76	6	1	4	1	-	3	23	36	3	0	2	1	-	1	11	17	3	1	2	0	-	2	12	19
76-77	6	4	1	1	-	9	22	16	3	2	0	1	-	5	12	8	3	2	1	0	-	4	10	8
77-78	6	4	1	1	-	9	20	15	3	2	1	0	-	4	7	7	3	2	0	1	-	5	13	8
78-79	8	3	4	1	-	7	28	32	4	2	2	0	-	4	17	18	4	1	2	1	-	3	11	14
79-80	4	1	3	0	-	2	10	16	2	1	1	0	-	2	9	7	2	0	2	0	-	0	1	9
80-81	4	1	2	1	-	3	14	18	2	0	2	0	-	0	7	13	2	1	0	1	-	3	7	5
81-82	8	2	5	1	-	5	33	40	4	1	3	0	-	2	17	19	4	1	2	1	-	3	16	21
82-83	7	5	1	1	-	11	36	23	4	3	0	1	-	7	22	13	3	2	1	0	-	4	14	10
83-84	7	6	1	0	-	12	28	12	3	2	1	0	-	4	15	5	4	4	0	0	-	8	13	7
84-85	7	6	0	1	-	13	44	20	4	4	0	0	-	8	29	9	3	2	0	1	-	5	15	11
85-86	7	6	1	0	-	12	27	22	3	3	0	0	-	6	14	9	4	3	1	0	-	6	13	13
86-87	7	3	4	0	-	6	26	30	4	3	1	0	-	6	15	13	3	0	3	0	-	0	11	17
87-88	7	1	5	1	-	3	23	32	3	1	2	0	-	2	13	14	4	0	3	1	-	1	10	18
88-89	7	3	4	0	-	6	35	31	4	2	2	0	-	4	19	13	3	1	2	0	-	2	16	18
89-90	7	2	5	0	-	4	28	34	3	1	2	0	-	2	14	16	4	1	3	0	-	2	14	18
90-91	7	2	4	1	-	5	26	29	4	1	2	1	-	3	19	22	3	1	2	0	-	2	7	7
91-92	7	5	2	0	-	10	35	21	4	3	1	0	-	6	19	15	3	2	1	0	-	4	16	6
92-93	7	1	5	1	-	3	22	32	4	1	2	1	-	3	11	14	3	0	3	0	-	0	11	18
93-94	4	2	1	1	-	5	18	14	2	1	0	1	-	3	11	7	2	1	1	0	-	2	7	7
94-95	4	2	2	0	-	4	11	10	2	1	1	0	-	2	8	6	2	1	1	0	-	2	3	4
95-96	4	1	3	0	-	2	8	12	2	1	1	0	-	2	6	5	2	0	2	0	-	0	2	7
96-97	4	1	3	0	-	2	11	14	2	1	1	0	-	2	7	7	2	0	2	0	-	0	4	7
97-98	4	1	1	2	-	4	9	9	2	0	1	1	-	1	3	6	2	1	0	1	-	3	6	3
98-99	4	2	2	0	-	4	12	17	2	2	0	0	-	4	9	7	2	0	2	0	-	0	3	10
99-00	4	1	2	0	1	3	8	12	2	1	0	0	1	3	6	6	2	0	2	0	0	0	2	6
00-01	4	2	2	0	0	4	13	14	2	1	1	0	0	2	7	8	2	1	1	0	0	2	6	6
01-02	4	0	2	2	0	2	11	16	2	0	0	2	0	2	6	6	2	0	2	0	0	0	5	10
02-03	4	3	1	0	0	6	13	8	2	2	0	0	0	4	7	4	2	1	1	0	0	2	6	4
03-04	4	2	2	0	0	4	12	13	2	2	0	0	0	4	8	5	2	0	2	0	0	0	4	8
05-06	4	1	3	-	0	2	14	22	2	1	1	-	0	2	9	9	2	0	2	-	0	0	5	13
06-07	4	0	3	-	1	1	9	14	2	0	1	-	1	1	7	9	2	0	2	-	0	0	2	5
07-08	4	1	2	-	1	3	12	15	2	0	2	-	0	0	3	6	2	1	0	-	1	3	9	9
08-09	4	3	0	-	1	7	18	12	2	1	0	-	1	3	8	6	2	2	0	-	0	4	10	6
09-10	4	4	0	-	0	8	21	13	2	2	0	-	0	4	9	7	2	2	0	-	0	4	12	6
10-11	4	3	0	-	1	7	9	4	2	1	0	-	1	3	5	3	2	2	0	-	0	4	4	1
11-12	4	2	1	-	1	5	8	9	2	1	1	-	0	2	2	2	2	1	0	-	1	3	6	6
12-13	3	0	3	-	0	0	7	12	1	0	1	-	0	0	3	6	2	0	2	-	0	0	3	7
Totals	200	88	90	16	6	198	717	735	101	51	35	9	4	115	404	360	99	37	53	7	2	83	312	375

SERIES INFORMATION

All-Time Series (W-L-T-OT)

Current Streak
 Last Washington Win
 Last Pittsburgh Win
 Last Tie
 Last Overtime Game
 Overtime Record
 Last 10 Games (W-L-OT)
 Longest Unbeaten Streak
 Longest Winning Streak
 Longest Winless Streak
 Longest Losing Streak
 Washington Shutouts (Last)
 Pittsburgh Shutouts (Last)
 Last Washington Hat Trick
 Last Pittsburgh Hat Trick
 Most Washington Goals
 Most Pittsburgh Goals

Overall

WSH trails, 88-90-16-6
 4 PIT win (3/19/13)
 1/11/12 (1-0)
 3/19/13 (2-1)
 12/22/01 (4-4)
 1/22/12 (L, 4-3)
 7-6-16
 4-4-2
 15 (10/25/83-11/20/85)
 9 (12/2/84-11/20/85)
 8 (11/28/92-11/26/93)
 7 (2/2/88-11/30/98)
 7 (1/11/12)
 7 (2/3/07)
 A. Ovechkin (2/7/10)
 M. Straka (1/8/01)
 9 (two times)
 12 (3/15/75)

at Washington

WSH leads, 51-35-9-4
 1 WSH win (1/11/12)
 1/11/12 (1-0)
 2/3/13 (6-3)
 12/22/01 (4-4)
 12/23/10 (L, 3-2)
 4-4-9
 5-3-2
 9 (3/1/84-4/1/86)
 9 (3/1/84-4/1/86)
 4 (three times)
 4 (1/22/12-3/19/13)
 4 (1/11/12)
 2 (10/14/83)
 A. Ovechkin (2/7/10)
 M. Straka (1/8/01)
 9 (two times)
 7 (eight times)

at Pittsburgh

WSH trails, 37-53-7-2
 2 PIT win (2/7/13-3/19/13)
 10/13/11 (3-2 ot)
 3/19/13 (2-1)
 2/4/98 (2-2)
 1/22/12 (L, 4-3)
 3-2-7
 7-2-1
 11 (12/18/82-11/20/85)
 6 (12/18/82-3/5/84)
 9 (10/9/86-11/30/88)
 7 (3/16/04-12/27/07)
 3 (2/21/11)
 5 (2/3/07)
 R. Burridge (3/15/94)
 M. Lemieux (3/18/93)
 8 (10/29/91)
 12 (3/15/75)

Pittsburgh Penguins

2012-13 WASHINGTON CAPITALS VS. PITTSBURGH PENGUINS

CAPITALS LOST SEASON SERIES, 0-3-0 • PITTSBURGH 3-0-0

PITTSBURGH	PENGUINS	CAPITALS	ATTEND	GOALTENDERS	W. GOAL
FEB 7, 2013	5	2	18,650	MARC-ANDRE FLEURY / BRADEN HOLTBY	JAMES NEAL
MAR 19, 2013	2	1	18,653	MARC-ANDRE FLEURY / BRADEN HOLTBY	MATT NISKANEN

WASHINGTON	PENGUINS	CAPITALS	ATTEND	GOALTENDERS	W. GOAL
FEB 3, 2013	6	3	18,506	TOMAS VOKOUN / BRADEN HOLTBY	CHRIS KUNITZ

CAPITALS	GP	G	A	P	+/-	PIM	PP	SH	GW	EN	S	%	PENGUINS	GP	G	A	P	+/-	PIM	PP	SH	GW	EN	S	%
MIKE RIBEIRO	3	2	3	5	0	0	1	0	0	0	2	100.0	SIDNEY CROSBY	3	1	7	8	3	0	1	0	0	0	9	11.1
ALEX OVECHKIN	3	2	2	4	0	4	2	0	0	0	15	13.3	CHRIS KUNITZ	3	4	2	6	2	2	2	0	1	0	9	44.4
MIKE GREEN	2	1	1	2	-1	0	0	0	0	0	3	33.3	EVGENI MALKIN	2	1	4	5	1	0	1	0	0	0	5	20.0
TROY BROUWER	3	0	2	2	0	0	0	0	0	0	4	0.0	MATT COOKE	3	2	2	4	2	4	0	0	0	0	7	28.6
JOHN CARLSON	3	1	0	1	-1	2	0	0	0	0	6	16.7	JAMES NEAL	3	1	2	3	-1	0	1	0	1	0	7	14.3
NICKLAS BACKSTROM	3	0	1	1	0	0	0	0	0	0	9	0.0	PAUL MARTIN	3	1	2	3	0	0	1	0	0	0	4	25.0
WOJTEK WOLSKI	2	0	1	1	-1	2	0	0	0	0	4	0.0	KRIS LETANG	1	1	1	2	0	0	0	0	0	0	4	25.0
TOMAS KUNDRATEK	2	0	1	1	-1	0	0	0	0	0	1	0.0	BRANDON SUTTER	3	0	2	2	1	0	0	0	0	0	4	0.0
JEFF SCHULTZ	3	0	0	0	0	0	0	0	0	0	0	0.0	MATT NISKANEN	1	1	0	1	1	0	0	0	1	0	4	25.0
ERIC FEHR	3	0	0	0	-1	0	0	0	0	0	8	0.0	PASCAL DUPUIS	3	1	0	1	2	0	0	0	0	0	7	14.3
JOEY CRABB	2	0	0	0	0	0	0	0	0	0	1	0.0	DERYK ENGELLAND	3	0	1	1	3	0	0	0	0	0	3	0.0
STEVEN OLEKSY	1	0	0	0	-1	0	0	0	0	0	2	0.0	BEAU BENNETT	1	0	1	1	0	2	0	0	0	0	0	0.0
BROOKS LAICH	1	0	0	0	0	2	0	0	0	0	1	0.0	ROBERT BORTUZZO	2	0	1	1	3	6	0	0	0	0	2	0.0
DMITRI ORLOV	1	0	0	0	0	0	0	0	0	0	0	0.0	TYLER KENNEDY	3	0	0	0	1	0	0	0	0	0	7	0.0
MATT HENDRICKS	3	0	0	0	0	0	0	0	0	0	4	0.0	TANNER GLASS	3	0	0	0	0	0	0	0	0	0	1	0.0
MARCUS JOHANSSON	3	0	0	0	-1	0	0	0	0	0	1	0.0	DYLAN REESE	1	0	0	0	0	0	0	0	0	0	0	0.0
JOEL WARD	3	0	0	0	-3	2	0	0	0	0	2	0.0	SIMON DESPRES	3	0	0	0	0	4	0	0	0	0	4	0.0
JASON CHIMERA	3	0	0	0	-3	2	0	0	0	0	4	0.0	BROOKS ORPIK	3	0	0	0	0	2	0	0	0	0	1	0.0
JACK HILLEN	1	0	0	0	0	2	0	0	0	0	0	0.0	ZACH BOYCHUK	2	0	0	0	1	2	0	0	0	0	4	0.0
TOM POTI	1	0	0	0	-1	0	0	0	0	0	1	0.0	MARK EATON	1	0	0	0	1	0	0	0	0	0	1	0.0
JAY BEAGLE	3	0	0	0	-3	0	0	0	0	0	3	0.0	DUSTIN JEFFREY	1	0	0	0	0	0	0	0	0	0	1	0.0
ROMAN HAMRLIK	1	0	0	0	0	2	0	0	0	0	0	0.0	CRAIG ADAMS	3	0	0	0	0	0	0	0	0	0	4	0.0
KARL ALZNER	3	0	0	0	-3	4	0	0	0	0	4	0.0	JOE VITALE	3	0	0	0	0	2	0	0	0	0	2	0.0
MATHIEU PERREAULT	1	0	0	0	0	0	0	0	0	0	3	0.0													

GOALTENDER	GP	MIN	GA	GAA	SO	W	L	OT	SA	SV%	GOALTENDER	GP	MIN	GA	GAA	SO	W	L	OT	SA	SV%
MICHAL NEUVIRTH	1	32	2	3.66	0	0	0	0	11	.818	MARC-ANDRE FLEURY	2	120	3	1.50	0	2	0	0	54	.944
BRADEN HOLTBY	3	145	11	4.53	0	0	3	0	79	.861	TOMAS VOKOUN	1	60	3	3.00	0	1	0	0	24	.875

POWER PLAY	3 - 11 (27.3%)	PENALTY KILLING	4 - 10 (40%)	POWER PLAY	6 - 10 (60%)	PENALTY KILLING	8 - 11 (72.7%)
------------	----------------	-----------------	--------------	------------	--------------	-----------------	----------------

St. Louis Blues

CLUB INFORMATION

Founded1967-68
Home ArenaScottrade Center (19,150)
Stanley Cupsnone
Executive Vice President and General Manager Doug Armstrong
Head CoachKen Hitchcock
Associate Coach Brad Shaw
Assistant Coaches Ray Bennett, Gary Agnew
Senior Vice President of Marketing and Public RelationsMike Caruso
2012-13 Record29-17-2 (60 points)
2012-13 Finish2nd, Central Division
2012-13 Playoffs W. Conf. quarterfinals (def. by LA, 4-2)

Scottrade Center
 1401 Clark Ave.
 St. Louis, MO 63103
 314.622.2500
 Fax: 314.622.2582
 www.stlouisblues.com



2013-14 MEETINGS

Nov. 17 at Washington
 April 8 at St. Louis

ALL-TIME SERIES HISTORY

YEAR	TOTALS									HOME									AWAY								
	GP	W	L	T	OT	PTS	GF	GA		GP	W	L	T	OT	PTS	GF	GA		GP	W	L	T	OT	PTS	GF	GA	
74-75	4	0	4	0	-	0	6	25		2	0	2	0	-	0	3	10		2	0	2	0	-	0	3	15	
75-76	4	0	4	0	-	0	7	20		2	0	2	0	-	0	3	7		2	0	2	0	-	0	4	13	
76-77	4	3	1	0	-	6	14	10		2	2	0	0	-	4	8	4		2	1	1	0	-	2	6	6	
77-78	4	1	1	2	-	4	9	9		2	1	1	0	-	2	4	4		2	0	0	2	-	2	5	5	
78-79	4	2	2	0	-	4	14	16		2	1	1	0	-	2	8	8		2	1	1	0	-	2	6	8	
79-80	4	2	2	0	-	4	14	18		2	2	0	0	-	4	11	7		2	0	2	0	-	0	3	11	
80-81	4	0	2	2	-	2	12	16		2	0	1	1	-	1	5	6		2	0	1	1	-	1	7	10	
81-82	3	2	1	0	-	4	21	12		2	2	0	0	-	4	17	5		1	0	1	0	-	0	4	7	
82-83	3	1	1	1	-	3	12	12		1	0	1	0	-	0	3	4		2	1	0	1	-	3	9	8	
83-84	3	2	1	0	-	4	12	8		2	1	1	0	-	2	8	6		1	1	0	0	-	2	4	2	
84-85	3	2	0	1	-	5	14	10		1	1	0	0	-	2	7	5		2	1	0	1	-	3	7	5	
85-86	3	3	0	0	-	6	14	9		2	2	0	0	-	4	9	5		1	1	0	0	-	2	5	4	
86-87	3	2	0	1	-	5	14	10		1	1	0	0	-	2	5	3		2	1	0	1	-	3	9	7	
87-88	3	0	2	1	-	1	5	9		2	0	1	1	-	1	4	6		1	0	1	0	-	0	1	3	
88-89	3	2	0	1	-	5	13	10		1	1	0	0	-	2	4	3		2	1	0	1	-	3	9	7	
89-90	3	0	2	1	-	1	2	6		2	0	1	1	-	1	2	5		1	0	1	0	-	0	0	1	
90-91	3	0	2	1	-	1	7	12		1	0	1	0	-	0	1	2		2	0	1	1	-	1	6	10	
91-92	3	2	1	0	-	4	15	12		1	1	0	0	-	2	6	4		2	1	1	0	-	2	9	8	
92-93	2	2	0	0	-	4	15	8		1	1	0	0	-	2	5	2		1	1	0	0	-	2	10	6	
93-94	2	2	0	0	-	4	9	5		1	1	0	0	-	2	5	2		1	1	0	0	-	2	4	3	
94-95	Teams did not meet in 1994-95																										
95-96	2	2	0	0	-	4	7	2		1	1	0	0	-	2	4	1		1	1	0	0	-	2	3	1	
96-97	2	2	0	0	-	4	9	6		1	1	0	0	-	2	3	2		1	1	0	0	-	2	6	4	
97-98	2	1	1	0	-	2	6	7		1	1	0	0	-	2	4	2		1	0	1	0	-	0	2	5	
98-99	2	0	2	0	-	0	4	8		1	0	1	0	-	0	2	4		1	0	1	0	-	0	2	4	
99-00	2	0	1	1	0	1	2	3		1	0	0	1	0	1	1	1		1	0	1	0	0	0	1	2	
00-01	1	0	1	0	0	0	0	2		0	0	0	0	0	0	0	0		1	0	1	0	0	0	0	2	
01-02	2	0	2	0	0	0	2	8		1	0	1	0	0	0	1	4		1	0	1	0	0	0	1	4	
02-03	1	0	1	0	0	0	3	5		1	0	1	0	0	0	3	5		0	0	0	0	0	0	0	0	
03-04	1	0	1	0	0	0	1	4		0	0	0	0	0	0	0	0		1	0	1	0	0	0	1	4	
05-06	1	1	0	-	0	2	5	4		1	1	0	-	0	2	5	4		0	0	0	-	0	0	0	0	
06-07	Teams did not meet in 2006-07																										
07-08	1	0	1	-	0	0	3	4		0	0	0	-	0	0	0	0		1	0	1	-	0	0	3	4	
08-09	1	1	0	-	0	2	4	2		1	1	0	-	0	2	4	2		0	0	0	-	0	0	0	0	
09-10	1	0	0	-	1	1	3	4		0	0	0	-	0	0	0	0		1	0	0	-	1	1	3	4	
10-11	2	2	0	-	0	4	7	3		1	1	0	-	0	2	3	2		1	1	0	-	0	2	4	1	
11-12	1	0	1	-	0	0	1	2		1	0	1	-	0	0	1	2		0	0	0	-	0	0	0	0	
12-13	Teams did not meet in 2012-13																										
Totals	87	37	37	12	1	87	286	301		43	23	16	4	0	50	149	127		44	14	21	8	1	37	137	174	

SERIES INFORMATION

All-Time Series (W-L-T-OT)
 Current Streak
 Last Washington Win
 Last St. Louis Win
 Last Tie
 Last Overtime Game
 Overtime Record
 Last 10 Games (W-L-T-OT)
 Longest Unbeaten Streak
 Longest Winning Streak
 Longest Winless Streak
 Longest Losing Streak
 Washington Shutouts (Last)
 St. Louis Shutouts (Last)
 Last Washington Hat Trick
 Last St. Louis Hat Trick
 Most Washington Goals
 Most St. Louis Goals

Overall

Series tied, 37-37-12-1
 1 STL win (11/29/11)
 3/3/11 (3-2)
 11/29/11 (2-1)
 1/1/00 (1-1)
 2/13/10 (L, 4-3 so)
 2-1-12
 4-5-0-1
 11 (3/25/84 - 12/20/87)
 9 (3/17/92 - 3/25/97)
 9 (11/28/98-10/18/03)
 8 (12/7/74 - 2/13/76)
 none
 3 (11/2/00)
 D. Khristich (2/11/93)
 B. Hull (2/27/92)
 10 (2/11/93)
 9 (11/15/75)

at Washington

WSH leads, 23-16-4-0
 1 STL win (11/29/11)
 3/3/11 (3-2)
 11/29/11 (2-1)
 1/1/00 (1-1)
 1/19/06 (W, 5-4 so)
 2-0-4
 6-3-1-0
 6 (3/17/92 - 12/29/97)
 6 (3/17/92 - 12/29/97)
 4 (two times)
 4 (12/8/74-2/13/76)
 none
 1 (2/13/76)
 M. Gartner (10/29/85)
 none
 9 (2/25/82)
 7 (2/23/75)

at St. Louis

WSH trails, 14-21-8-1
 1 WSH win (12/1/10)
 12/1/10 (4-1)
 2/13/10 (4-3 so)
 12/20/90 (3-3)
 2/13/10 (L, 4-3 so)
 0-1-8
 2-7-0-1
 9 (10/30/82-3/14/87)
 4 (2/11/93-10/26/96)
 8 (10/25/97-2/13/10)
 8 (10/25/97-2/13/10)
 none
 2 (11/2/00)
 D. Khristich (2/11/93)
 B. Hull (2/27/92)
 10 (2/11/93)
 9 (11/15/75)



St. Louis Blues

2011-12 WASHINGTON CAPITALS VS. ST. LOUIS BLUES

CAPITALS LOST SEASON SERIES, 0-1-0 • ST. LOUIS 1-0-0

WASHINGTON		BLUES				CAPITALS				ATTEND				GOALTENDERS								W. GOAL					
NOV 29, 2011		2				1				18,506				JAROSLAV HALAK / TOMAS VOKOUN								MATT D'AGOSTINI					
CAPITALS														BLUES													
		GP	G	A	P	+/-	PIM	PP	SH	GW	EN	S	%			GP	G	A	P	+/-	PIM	PP	SH	GW	EN	S	%
NICKLAS BACKSTROM		1	1	0	1	0	0	0	0	0	0	4	25.0	MATT D'AGOSTINI		1	1	0	1	1	0	0	0	1	0	3	33.3
ALEX OVECHKIN		1	0	1	1	1	0	0	0	0	0	1	0.0	T.J. OSHIE		1	1	0	1	1	2	0	0	0	0	1	100.0
TROY BROUWER		1	0	0	0	0	4	0	0	0	0	0	0.0	DAVID BACKES		1	0	1	1	0	0	0	0	0	0	5	0.0
ALEXANDER SEMIN		1	0	0	0	0	0	0	0	0	0	2	0.0	ALEX STEEN		1	0	1	1	1	0	0	0	0	0	5	0.0
DENNIS WIDEMAN		1	0	0	0	-1	0	0	0	0	0	0	0.0	PATRIK BERGLUND		1	0	1	1	1	0	0	0	0	0	2	0.0
BROOKS LAICH		1	0	0	0	-1	2	0	0	0	0	1	0.0	CHRIS STEWART		1	0	1	1	1	0	0	0	0	0	2	0.0
MATT HENDRICKS		1	0	0	0	0	5	0	0	0	0	1	0.0	RYAN REAVES		1	0	0	0	-1	0	0	0	0	0	0	0.0
JOEL WARD		1	0	0	0	-1	0	0	0	0	0	1	0.0	KRIS RUSSELL		1	0	0	0	1	0	0	0	0	0	3	0.0
JEFF HALPERN		1	0	0	0	0	0	0	0	0	0	1	0.0	ROMAN POLAK		1	0	0	0	1	0	0	0	0	0	1	0.0
JOHN ERSKINE		1	0	0	0	-1	0	0	0	0	0	2	0.0	CHRIS PORTER		1	0	0	0	0	0	0	0	0	0	3	0.0
JASON CHIMERA		1	0	0	0	-1	2	0	0	0	0	2	0.0	BRETT STERLING		1	0	0	0	-1	0	0	0	0	0	1	0.0
ROMAN HAMRLIK		1	0	0	0	0	0	0	0	0	0	0	0.0	BARRET JACKMAN		1	0	0	0	0	0	0	0	0	0	0	0.0
CODY EAKIN		1	0	0	0	0	0	0	0	0	0	0	0.0	SCOTT NICHOL		1	0	0	0	0	5	0	0	0	0	0	0.0
MIKE KNUBLE		1	0	0	0	-1	0	0	0	0	0	1	0.0	JAMIE LANGENBRUNNER		1	0	0	0	0	0	0	0	0	0	0	0.0
DMITRI ORLOV		1	0	0	0	0	0	0	0	0	0	0	0.0	KEVIN SHATTENKIRK		1	0	0	0	0	2	0	0	0	0	2	0.0
MARCUS JOHANSSON		1	0	0	0	0	0	0	0	0	0	0	0.0	JASON ARNOTT		1	0	0	0	0	0	0	0	0	0	1	0.0
JOHN CARLSON		1	0	0	0	0	0	0	0	0	0	2	0.0	CADE FAIRCHILD		1	0	0	0	0	0	0	0	0	0	1	0.0
KARL ALZNER		1	0	0	0	0	0	0	0	0	0	1	0.0	IAN COLE		1	0	0	0	0	0	0	0	0	0	0	0.0
GOALTENDER														GOALTENDER													
TOMAS VOKOUN		GP	MIN	GA	GAA	SO	W	L	OT	SA	SV%	JAROSLAV HALAK		GP	MIN	GA	GAA	SO	W	L	OT	SA	SV%				
		1	59	2	2.03	0	0	1	0	30	.933			1	60	1	1.00	0	1	0	0	19	.947				
POWER PLAY		0 - 1 (0%)				PENALTY KILLING				4 - 4 (100%)				POWER PLAY		0 - 4 (0%)				PENALTY KILLING				1 - 1 (100%)			



San Jose Sharks

CLUB INFORMATION

Founded 1991-92
Home Arena HP Pavilion at San Jose (17,562)
Stanley Cups none
Executive Vice President & General Manager Doug Wilson
Head Coach Todd McLellan
Associate Coach Larry Robinson
Assistant Coaches Jim Johnson, Jay Woodcroft
Director of Media Relations Scott Emmert
2012-13 Record 25-16-7 (57 points)
2012-13 Finish 3rd, Pacific Division
2012-13 Playoffs W. Conf. semifinals (def. by LA, 4-3)

HP Pavilion at San Jose
 525 West Santa Clara Street
 San Jose, CA 95113
 408.287.7070
 Fax: 408.999.5797
 www.sjsharks.com



2013-14 MEETINGS

Jan. 14 at Washington
 March 22 at San Jose

ALL-TIME SERIES HISTORY

	TOTALS								HOME								AWAY							
YEAR	GP	W	L	T	OT	PTS	GF	GA	GP	W	L	T	OT	PTS	GF	GA	GP	W	L	T	OT	PTS	GF	GA
91-92	2	2	0	0	-	4	10	4	1	1	0	0	-	2	6	2	1	1	0	0	-	2	4	2
92-93	2	2	0	0	-	4	9	6	1	1	0	0	-	2	5	3	1	1	0	0	-	2	4	3
93-94	2	1	1	0	-	2	5	4	1	0	1	0	-	0	1	2	1	1	0	0	-	2	4	2
94-95	Teams did not meet in 1994-95																							
95-96	2	1	1	0	-	2	6	7	1	1	0	0	-	2	3	2	1	0	1	0	-	0	3	5
96-97	2	1	1	0	-	2	5	5	1	1	0	0	-	2	3	2	1	0	1	0	-	0	2	3
97-98	2	0	1	1	-	1	5	8	1	0	1	0	-	0	2	5	1	0	0	1	-	1	3	3
98-99	2	1	1	0	-	2	4	3	1	1	0	0	-	2	3	1	1	0	1	0	-	0	1	2
99-00	2	0	2	0	0	0	3	5	1	0	1	0	0	0	2	3	1	0	1	0	0	0	1	2
00-01	1	0	1	0	0	0	3	5	1	0	1	0	0	0	3	5	0	0	0	0	0	0	0	0
01-02	2	0	2	0	0	0	6	10	1	0	1	0	0	0	2	5	1	0	1	0	0	0	4	5
02-03	2	0	2	0	0	0	2	5	1	0	1	0	0	0	2	3	1	0	1	0	0	0	0	2
03-04	1	0	1	0	0	0	2	3	1	0	1	0	0	0	2	3	0	0	0	0	0	0	0	0
05-06	1	0	1	-	0	0	1	4	0	0	0	-	0	0	0	0	1	0	1	-	0	0	1	4
06-07	1	0	0	-	1	1	2	2	1	0	0	-	1	1	2	3	0	0	0	-	0	0	0	0
07-08	Teams did not meet in 2007-08																							
08-09	1	0	1	-	0	0	2	7	0	0	0	-	0	0	0	0	1	0	1	-	0	0	2	7
09-10	2	1	1	-	0	2	6	6	1	1	0	-	0	2	4	1	1	0	1	-	0	0	2	5
10-11	2	0	2	-	0	0	2	5	1	0	1	-	0	0	0	2	1	0	1	-	0	0	2	3
11-12	2	0	2	-	0	0	5	10	1	0	1	-	0	0	3	5	1	0	1	-	0	0	2	5
12-13	Teams did not meet in 2012-13																							
Totals	31	9	20	1	1	20	78	100	16	6	9	0	1	13	43	47	15	3	11	1	0	7	35	53

SERIES INFORMATION

All-Time Series (W-L-T-OT)

Current Streak
 Last Washington Win
 Last San Jose Win
 Last Tie
 Last Overtime Game
 Overtime Record
 Last 10 Games (W-L-T-OT)
 Longest Unbeaten Streak
 Longest Winning Streak
 Longest Winless Streak
 Longest Losing Streak
 Washington Shutouts (Last)
 San Jose Shutouts (Last)
 Last Washington Hat Trick
 Last San Jose Hat Trick
 Most Washington Goals
 Most San Jose Goals

Overall

WSH trails, 9-20-1-1
 5 SJ wins (12/30/09-2/13/12)
 10/15/09 (4-1)
 2/13/12 (5-3)
 12/10/97 (3-3)
 2/21/07 (L, 3-2 so)
 0-1-1
 1-8-0-1
 5 (2/9/92-10/30/93)
 5 (2/9/92-10/30/93)
 11 (10/16/99-11/22/08)
 11 (10/16/99-11/22/08)
 none
 2 (2/8/11)
 J. Druce (2/9/92)
 T. Harvey (12/18/00)
 6 (2/9/92)
 7 (11/22/08)

at Washington

WSH trails, 6-9-0-1
 2 SJ win (2/8/11-2/13/12)
 10/15/09 (4-1)
 2/13/12 (5-3)
 none
 2/21/07 (L, 3-2 so)
 0-1-0
 3-6-0-1
 2 (two times)
 2 (two times)
 6 (10/16/99-2/21/07)
 6 (10/16/99-2/21/07)
 none
 1 (2/8/11)
 J. Druce (2/9/92)
 T. Harvey (12/18/00)
 6 (2/9/92)
 5 (three times)

at San Jose

WSH trails, 3-11-1-0
 12 SJ wins (12/2/95-1/7/12)
 10/30/93 (4-2)
 1/17/12 (5-2)
 12/10/97 (3-3)
 12/10/97 (T, 3-3)
 0-0-1
 0-9-1-0
 3 (2/18/92-10/30/93)
 3 (2/18/92-10/30/93)
 12 (12/2/95-1/7/12)
 8 (12/12/98-2/17/11)
 none
 1 (12/14/02)
 none
 none
 4 (four times)
 7 (11/22/08)



San Jose Sharks

2011-12 WASHINGTON CAPITALS VS. SAN JOSE SHARKS

CAPITALS LOST SEASON SERIES, 0-2-0 • SAN JOSE 2-0-0

SAN JOSE	SHARKS	CAPITALS	ATTEND	GOALTENDERS	W. GOAL
JAN 7, 2012	5	2	17,562	ANTTI NIEMI / TOMAS VOKOUN	PATRICK MARLEAU

WASHINGTON	SHARKS	CAPITALS	ATTEND	GOALTENDERS	W. GOAL
FEB 13, 2012	5	3	18,506	THOMAS GREISS / BRADEN HOLTBY	BRENT BURNS

CAPITALS	GP	G	A	P	+/-	PIM	PP	SH	GW	EN	S	%	SHARKS	GP	G	A	P	+/-	PIM	PP	SH	GW	EN	S	%
DENNIS WIDEMAN	2	1	1	2	0	2	1	0	0	0	5	20.0	PATRICK MARLEAU	2	3	2	5	0	0	2	0	1	0	12	25.0
ROMAN HAMRLIK	2	1	1	2	2	0	0	0	0	0	4	25.0	JOE PAVELSKI	2	2	2	4	2	2	1	0	0	0	6	33.3
TROY BROUWER	2	0	2	2	-2	2	0	0	0	0	5	0.0	DAN BOYLE	2	0	4	4	2	2	0	0	0	0	8	0.0
JASON CHIMERA	2	0	2	2	1	0	0	0	0	0	2	0.0	JOE THORNTON	2	0	4	4	2	0	0	0	0	0	5	0.0
JOEL WARD	2	1	0	1	1	2	0	0	0	0	3	33.3	BRENT BURNS	2	2	0	2	0	2	1	0	1	0	4	50.0
JEFF SCHULTZ	1	1	0	1	1	0	0	0	0	0	1	100.0	MARC-EDOUARD VLASIC	2	1	1	2	2	0	0	0	0	0	4	25.0
DMITRI ORLOV	2	1	0	1	1	0	0	0	0	0	7	14.3	TORREY MITCHELL	2	1	1	2	0	0	0	0	0	1	5	20.0
MATHIEU PERREAULT	2	0	1	1	-1	0	0	0	0	0	2	0.0	RYANE CLOWE	2	0	2	2	0	0	0	0	0	0	4	0.0
ALEXANDER SEMIN	2	0	1	1	-2	2	0	0	0	0	5	0.0	LOGAN COUTURE	2	0	2	2	-1	0	0	0	0	0	7	0.0
MARCUS JOHANSSON	2	0	1	1	-1	0	0	0	0	0	4	0.0	JASON DEMERS	1	1	0	1	0	0	0	0	0	0	2	50.0
MIKE GREEN	1	0	0	0	0	0	0	0	0	0	2	0.0	MICHAL HANDZUS	2	0	1	1	0	0	0	0	0	0	1	0.0
ALEX OVECHKIN	2	0	0	0	-3	2	0	0	0	0	9	0.0	JAMIE MCGINN	2	0	1	1	1	0	0	0	0	0	3	0.0
BROOKS LAICH	2	0	0	0	-1	2	0	0	0	0	5	0.0	ANDREW DESJARDINS	2	0	0	0	0	0	0	0	0	0	2	0.0
MATT HENDRICKS	2	0	0	0	1	2	0	0	0	0	2	0.0	BRAD WINCHESTER	2	0	0	0	0	4	0	0	0	0	2	0.0
JEFF HALPERN	2	0	0	0	0	2	0	0	0	0	2	0.0	DOUGLAS MURRAY	2	0	0	0	0	0	0	0	0	0	0	0.0
JOEL RECHLIZ	1	0	0	0	0	10	0	0	0	0	0	0.0	TOMMY WINGELS	2	0	0	0	0	0	0	0	0	0	4	0.0
MIKE KNUBLE	1	0	0	0	-1	0	0	0	0	0	2	0.0	COLIN WHITE	1	0	0	0	0	0	0	0	0	0	0	0.0
JOHN CARLSON	2	0	0	0	-4	2	0	0	0	0	7	0.0	JUSTIN BRAUN	2	0	0	0	0	2	0	0	0	0	3	0.0
JAY BEAGLE	2	0	0	0	1	2	0	0	0	0	3	0.0	BENN FERRIERO	1	0	0	0	0	0	0	0	0	0	1	0.0
KARL ALZNER	2	0	0	0	-3	0	0	0	0	0	2	0.0	JOHN MCCARTHY	1	0	0	0	1	0	0	0	0	0	1	0.0
GOALTENDER	GP	MIN	GA	GAA	SO	W	L	OT	SA	SV%	GOALTENDER	GP	MIN	GA	GAA	SO	W	L	OT	SA	SV%				
BRADEN HOLTBY	1	58	5	5.09	0	0	1	0	35	.857	ANTTI NIEMI	1	60	2	2.00	0	1	0	0	30	.933				
TOMAS VOKOUN	1	59	4	4.06	0	0	1	0	38	.895	THOMAS GREISS	1	59	3	3.04	0	1	0	0	42	.929				
POWER PLAY	1 - 5 (20%)			PENALTY KILLING				5 - 9 (55.6%)				POWER PLAY	4 - 9 (44.4%)			PENALTY KILLING				4 - 5 (80%)					

Tampa Bay Lightning

CLUB INFORMATION

Founded1992-93
Home ArenaTampa Bay Times Forum (19,204)
Stanley Cups1 (2004)
Vice President, General Manager and Alternate Governor Steve Yzerman
Head CoachJon Cooper
Assistant CoachesRick Bowness, George Gwozdecky
Executive Vice President of CommunicationsBill Wickett
 2012-13 Record18-26-4 (40 points)
 2012-13 Finish.....4th, Southeast Division
 2012-13 Playoffs.....DNQ

Tampa Bay Times Forum
 401 Channelside Drive
 Tampa, FL 33602
 813.301.6500
 Fax: 813.301.1480
 www.tampabaylightning.com



2013-14 MEETINGS

Dec. 10 at Washington
 Jan. 9 at Tampa Bay
 April 13 at Washington

ALL-TIME SERIES HISTORY

	TOTALS								HOME								AWAY							
YEAR	GP	W	L	T	OT	PTS	GF	GA	GP	W	L	T	OT	PTS	GF	GA	GP	W	L	T	OT	PTS	GF	GA
92-93	2	1	0	1	-	3	7	5	1	0	0	1	-	1	2	2	1	1	0	0	-	2	5	3
93-94	5	3	1	1	-	7	21	13	3	1	1	1	-	3	14	12	2	2	0	0	-	4	7	1
94-95	4	3	0	1	-	7	11	4	2	1	0	1	-	3	4	2	2	2	0	0	-	4	7	2
95-96	6	2	2	2	-	6	10	9	3	1	1	1	-	3	3	3	3	1	1	1	-	3	7	6
96-97	5	4	1	0	-	8	17	12	2	2	0	0	-	4	11	6	3	2	1	0	-	4	6	6
97-98	5	2	3	0	-	4	15	16	3	1	2	0	-	2	10	9	2	1	1	0	-	2	5	7
98-99	5	3	2	0	-	6	27	13	2	1	1	0	-	2	12	6	3	2	1	0	-	4	15	7
99-00	5	5	0	0	0	10	25	10	3	3	0	0	0	6	15	5	2	2	0	0	0	4	10	5
00-01	5	4	1	0	0	8	16	11	2	2	0	0	0	4	6	2	3	2	1	0	0	4	10	9
01-02	5	4	0	1	0	9	15	7	3	3	0	0	0	6	10	4	2	1	0	1	0	3	5	3
02-03	5	3	2	0	0	6	14	9	2	2	0	0	0	4	6	2	3	1	2	0	0	2	8	7
03-04	6	2	4	0	0	4	15	21	3	1	2	0	0	2	7	12	3	1	2	0	0	2	8	9
05-06	8	4	2	-	2	10	21	24	4	3	0	-	1	7	12	10	4	1	2	-	1	3	9	14
06-07	8	2	4	-	2	6	32	30	4	1	2	-	1	3	19	17	4	1	2	-	1	3	13	15
07-08	8	6	2	-	0	12	26	23	4	3	1	-	0	6	14	11	4	3	1	-	0	6	12	12
08-09	6	6	0	-	0	12	30	14	3	3	0	-	0	6	16	9	3	3	0	-	0	6	14	5
09-10	6	4	2	-	0	8	20	17	3	2	1	-	0	4	10	9	3	2	1	-	0	4	10	8
10-11	6	4	1	-	1	9	19	10	3	2	0	-	1	5	12	4	3	2	1	-	0	4	7	6
11-12	6	3	2	-	1	7	19	20	3	3	0	-	0	6	13	10	3	0	2	-	1	1	6	9
12-13	4	3	1	-	0	6	17	16	2	2	0	-	0	4	10	7	2	1	1	-	0	2	7	9
Totals	110	68	30	6	6	148	377	284	55	37	11	4	3	81	206	142	55	31	19	2	3	67	171	143

SERIES INFORMATION

	Overall	at Washington	at Tampa Bay
All-Time Series (W-L-T-OT)	WSH leads, 68-30-6-6	WSH leads, 37-11-4-3	WSH leads, 31-18-2-3
Current Streak	3 WSH wins (2/14/13-4/13/13)	5 WSH wins (10/10/11-4/13/13)	1 WSH win (2/14/13)
Last Washington Win	4/13/13 (6-5 ot)	4/13/13 (6-5 ot)	2/14/13 (4-3)
Last Tampa Bay Win	1/19/13 (6-3)	1/4/11 (1-0 ot)	1/19/13 (6-3)
Last Tie	10/23/01 (1-1)	3/31/96 (1-1)	10/23/01 (1-1)
Last Overtime Game	4/13/13 (W, 6-5 ot)	4/13/13 (W, 6-5 ot)	10/10/11 (W, 6-5 so)
Overtime Record	7-7-6	4-4-4	3-3-2
Last 10 Games (W-L-OT)	6-3-1	8-1-1	4-5-1
Longest Unbeaten Streak	12 (12/15/07-12/5/09)	11 (2/3/99-12/23/02)	7 (12/15/07-12/5/09)
Longest Winning Streak	12 (12/15/07-12/5/09)	11 (2/3/99-12/23/02)	7 (12/15/07-12/5/09)
Longest Winless Streak	4 (two times)	3 (10/21/06-3/1/07)	5 (2/28/04-3/23/06)
Longest Losing Streak	4 (12/19/06-3/1/07)	3 (10/21/06-3/1/07)	5 (2/28/04-3/23/06)
Washington Shutouts (Last)	6 (11/26/10)	3 (11/26/10)	3 (12/5/09)
Tampa Bay Shutouts (Last)	4 (1/12/11)	1 (1/4/11)	3 (1/12/11)
Last Washington Hat Trick	T. Brouwer (1/13/12)	T. Brouwer (1/13/12)	J. Jagr (2/4/03)
Last Tampa Bay Hat Trick	none	none	none
Most Washington Goals	10 (2/3/99)	10 (2/3/99)	8 (3/2/99)
Most Tampa Bay Goals	7 (1/12/10)	6 (10/21/06)	7 (1/12/10)



Tampa Bay Lightning

2012-13 WASHINGTON CAPITALS VS. TAMPA BAY LIGHTNING

CAPITALS WON SEASON SERIES 3-1-0- TAMPA BAY 1-2-1

TAMPA BAY													LIGHTNING					CAPITALS					ATTEND		GOALTENDERS										W. GOAL																				
JAN 19, 2013													6					3					19,204		ANDERS LINDBACK / BRADEN HOLTBY										MARTIN ST LOUIS																				
FEB 14, 2013													3					4					19,204		BRADEN HOLTBY / MATHIEU GARON										JAY BEAGLE																				
WASHINGTON													LIGHTNING					CAPITALS					ATTEND		GOALTENDERS										W. GOAL																				
APR 7, 2013													2					4					18,506		MICHAL NEUVIRTH / BEN BISHOP										JOEL WARD																				
APR 13, 2013													5					6					18,506		BRADEN HOLTBY / MATHIEU GARON										MIKE GREEN																				
CAPITALS													GP	G	A	P	+/-	PIM	PP	SH	GW	EN	S	%	LIGHTNING													GP	G	A	P	+/-	PIM	PP	SH	GW	EN	S	%						
MATHIEU PERREAULT													4	0	6	6	3	2	0	0	0	0	2	0.0	MARTIN ST LOUIS													4	5	3	8	2	2	2	0	1	0	18	27.8						
JOEL WARD													3	3	2	5	4	0	1	0	1	0	8	37.5	TEDDY PURCELL													4	2	4	6	1	0	0	0	0	0	13	15.4						
MIKE RIBEIRO													4	0	5	5	-1	2	0	0	0	0	7	0.0	VINCENT LECAVALIER													4	2	3	5	0	2	1	0	0	0	16	12.5						
ALEX OVECHKIN													4	3	1	4	-2	2	0	0	0	1	26	11.5	STEVEN STAMKOS													4	0	4	4	-3	2	0	0	0	0	13	0.0						
ERIC FEHR													3	3	1	4	4	2	0	0	0	0	4	75.0	RICHARD PANIK													3	2	1	3	2	0	0	0	0	0	5	40.0						
JOHN CARLSON													4	1	2	3	6	2	0	0	0	0	8	12.5	TOM PYATT													4	0	3	3	2	2	0	0	0	0	6	0.0						
JACK HILLEN													3	1	2	3	3	0	0	0	0	0	3	33.3	ERIC BREWER													4	2	0	2	0	0	1	0	0	0	6	33.3						
JASON CHIMERA													4	1	2	3	1	2	0	0	0	0	10	10.0	CORY CONACHER													2	1	1	2	-1	0	0	0	0	0	4	25.0						
NICKLAS BACKSTROM													4	0	3	3	-2	6	0	0	0	0	12	0.0	BENOIT POULIOT													4	0	2	2	4	4	0	0	0	0	2	0.0						
TROY BROUWER													4	2	0	2	-3	2	2	0	0	0	13	15.4	MATT CARLE													4	0	2	2	2	0	0	0	0	0	6	0.0						
JAY BEAGLE													4	1	1	2	1	2	0	0	1	0	7	14.3	KEITH AULIE													4	0	2	2	0	4	0	0	0	0	4	0.0						
WOJTEK WOLSKI													2	1	0	1	1	2	0	0	0	0	3	33.3	NATE THOMPSON													4	1	0	1	-1	2	0	0	0	0	7	14.3						
MIKE GREEN													4	1	0	1	-4	2	1	0	1	0	13	7.7	ALEXANDER KILLORN													3	1	0	1	-3	0	0	0	0	0	6	16.7						
JEFF SCHULTZ													2	0	1	1	0	0	0	0	0	0	2	0.0	RADKO GUDAS													2	0	1	1	-1	0	0	0	0	0	3	0.0						
TOMAS KUNDRATEK													1	0	1	1	0	0	0	0	0	0	2	0.0	VICTOR HEDMAN													3	0	1	1	0	2	0	0	0	0	4	0.0						
TOM POTI													1	0	1	1	-2	0	0	0	0	0	1	0.0	SAMI SALO													4	0	1	1	2	2	0	0	0	0	6	0.0						
ROMAN HAMRLIK													1	0	1	1	0	0	0	0	0	0	0	0.0	BRIAN LEE													2	0	0	0	-5	4	0	0	0	0	1	0.0						
JOEY CRABB													1	0	0	0	1	0	0	0	0	0	1	0.0	BRANDON CROMBEEN													4	0	0	0	-3	10	0	0	0	0	4	0.0						
MATT HENDRICKS													4	0	0	0	1	4	0	0	0	0	7	0.0	BRETT CONNOLLY													1	0	0	0	0	0	0	0	0	0	1	0.0						
AARON VOLPATTI													2	0	0	0	0	0	0	0	0	0	1	0.0	MARC-ANDRE BERGERON													1	0	0	0	1	0	0	0	0	0	2	0.0						
MARCUS JOHANSSON													3	0	0	0	-3	0	0	0	0	0	5	0.0	RYAN MALONE													2	0	0	0	-1	2	0	0	0	0	3	0.0						
MARTIN ERAT													1	0	0	0	-2	0	0	0	0	0	1	0.0	ADAM HALL													2	0	0	0	0	0	0	0	0	0	3	0.0						
JOHN ERSKINE													3	0	0	0	1	0	0	0	0	0	4	0.0	MATT TAORMINA													1	0	0	0	-1	0	0	0	0	0	0	0.0						
KARL ALZNER													4	0	0	0	-3	0	0	0	0	0	4	0.0	TYLER JOHNSON													1	0	0	0	0	0	0	0	0	0	1	0.0						
																												DANA TYRELL					1	0	0	0	-2	0	0	0	0	0	0	0.0											
GOALTENDER													GP	MIN	GA	GAA	SO	W	L	OT	SA	SV%	GOALTENDER													GP	MIN	GA	GAA	SO	W	L	OT	SA	SV%										
BRADEN HOLTBY													3	182	14	4.60	0	2	1	0	104	.865	ANDERS LINDBACK													1	60	3	3.00	0	1	0	0	30	.900										
MICHAL NEUVIRTH													1	60	2	2.00	0	1	0	0	30	.933	BEN BISHOP													2	79	6	4.55	0	0	1	0	57	.895										
																												MATHIEU GARON					2	101	7	4.14	0	0	1	1	57	.877													
POWER PLAY													4 - 12 (33.3%)					PENALTY KILLING					9 - 13 (69.2%)					POWER PLAY													4 - 13 (30.8%)					PENALTY KILLING					8 - 12 (66.7%)				

Toronto Maple Leafs

CLUB INFORMATION

Founded1917-18
Home ArenaAir Canada Centre (18,819)
Stanley Cups..... 13 (most recent, 1967)
Senior Vice President and General ManagerDave Nonis
Head Coach.....Randy Carlyle
Assistant Coaches.....Dave Farrish, Scott Gordon, Greg Cronin
Director of Media Relations..... Pat Park
2012-13 Record26-17-5 (57 points)
2012-13 Finish.....3rd, Northeast Division
2012-13 Playoffs..... E. Conf. quarterfinals (def. by BOS, 4-3)

Air Canada Centre
40 Bay Street, Suite 400
Toronto, Ont. M5J 2X2
416.815.5700,
Fax: 416.359.9331
mapleleafs.nhl.com

2013-14 MEETINGS

Nov. 23 at Toronto
Jan. 10 at Washington
March 16 at Washington



ALL-TIME SERIES HISTORY

	TOTALS									HOME									AWAY								
YEAR	GP	W	L	T	OT	PTS	GF	GA		GP	W	L	T	OT	PTS	GF	GA		GP	W	L	T	OT	PTS	GF	GA	
74-75	5	1	4	0	-	2	13	21		3	1	2	0	-	2	8	9		2	0	2	0	-	0	5	12	
75-76	5	0	4	1	-	1	13	26		2	0	2	0	-	0	4	11		3	0	2	1	-	1	9	15	
76-77	5	3	2	0	-	6	15	21		3	3	0	0	-	6	14	8		2	0	2	0	-	0	1	13	
77-78	5	0	4	1	-	1	9	21		2	0	2	0	-	0	3	8		3	0	2	1	-	1	6	13	
78-79	4	1	1	2	-	4	16	19		2	1	0	1	-	3	9	8		2	0	1	1	-	1	7	11	
79-80	4	1	3	0	-	2	14	17		2	0	2	0	-	0	5	9		2	1	1	0	-	2	9	8	
80-81	4	3	1	0	-	6	23	13		2	2	0	0	-	4	13	5		2	1	1	0	-	2	10	8	
81-82	3	2	1	0	-	4	21	15		1	1	0	0	-	2	11	2		2	1	1	0	-	2	10	13	
82-83	3	2	1	0	-	4	11	9		2	1	1	0	-	2	6	6		1	1	0	0	-	2	5	3	
83-84	3	3	0	0	-	6	17	2		1	1	0	0	-	2	6	1		2	2	0	0	-	4	11	1	
84-85	3	2	0	1	-	5	11	4		2	1	0	1	-	3	7	3		1	1	0	0	-	2	4	1	
85-86	3	2	1	0	-	4	11	12		1	1	0	0	-	2	3	2		2	1	1	0	-	2	8	10	
86-87	3	2	1	0	-	4	16	12		2	2	0	0	-	4	14	4		1	0	1	0	-	0	2	8	
87-88	3	1	1	1	-	3	11	11		1	1	0	0	-	2	4	2		2	0	1	1	-	1	7	9	
88-89	3	2	1	0	-	4	7	5		2	1	1	0	-	2	4	3		1	1	0	0	-	2	3	2	
89-90	3	1	2	0	-	2	12	17		1	1	0	0	-	2	2	1		2	0	2	0	-	0	10	16	
90-91	3	1	2	0	-	2	10	13		2	1	1	0	-	2	7	8		1	0	1	0	-	0	3	5	
91-92	3	3	0	0	-	6	13	7		2	2	0	0	-	4	8	3		1	1	0	0	-	2	5	4	
92-93	2	2	0	0	-	4	9	6		1	1	0	0	-	2	3	1		1	1	0	0	-	2	6	5	
93-94	2	0	2	0	-	0	2	9		1	0	1	0	-	0	1	2		1	0	1	0	-	0	1	7	
94-95	Teams did not meet in 1994-95																										
95-96	2	1	1	0	-	2	5	9		1	1	0	0	-	2	4	3		1	0	1	0	-	0	1	6	
96-97	2	2	0	0	-	4	9	4		1	1	0	0	-	2	6	3		1	1	0	0	-	2	3	1	
97-98	2	2	0	0	-	4	9	4		1	1	0	0	-	2	5	3		1	1	0	0	-	2	4	1	
98-99	4	3	1	0	-	6	16	11		2	2	0	0	-	4	8	4		2	1	1	0	-	2	8	7	
99-00	4	1	2	1	0	3	14	15		2	1	1	0	0	2	8	7		2	0	1	1	0	1	6	8	
00-01	3	2	0	0	1	5	10	9		2	1	0	0	1	3	7	7		1	1	0	0	0	2	3	2	
01-02	4	1	2	1	0	3	11	13		2	0	1	1	0	1	5	6		2	1	1	0	0	2	6	7	
02-03	4	0	3	0	1	1	10	19		2	0	2	0	0	0	3	10		2	0	1	0	1	1	7	9	
03-04	4	0	2	2	0	2	7	11		2	0	1	1	0	1	4	5		2	0	1	1	0	1	3	6	
05-06	4	3	1	-	0	6	18	14		2	2	0	-	0	4	9	5		2	1	1	-	0	2	9	9	
06-07	4	2	2	-	0	4	9	13		2	1	1	-	0	2	6	8		2	1	1	-	0	2	3	5	
07-08	4	2	2	-	0	4	13	8		2	1	1	-	0	2	4	4		2	1	1	-	0	2	9	4	
08-09	4	2	1	-	1	5	9	7		2	1	1	-	0	2	5	3		2	1	0	-	1	3	4	4	
09-10	4	2	1	-	1	5	16	13		2	2	0	-	0	4	12	5		2	0	1	-	1	1	4	8	
10-11	4	3	0	-	1	7	16	12		2	1	0	-	1	3	9	9		2	2	0	-	0	4	7	3	
11-12	4	3	1	-	0	6	11	11		2	2	0	-	0	4	6	2		2	1	1	-	0	2	5	9	
12-13	3	1	2	-	0	2	9	7		2	1	1	-	0	2	7	4		1	0	1	-	0	0	2	3	
Totals	129	62	52	10	5	139	446	440		66	39	21	4	2	84	240	184		63	23	31	6	3	55	206	256	

SERIES INFORMATION

All-Time Series (W-L-T-OT)
Current Streak
Last Washington Win
Last Toronto Win
Last Tie
Last Overtime Game
Overtime Record
Last 10 Games (W-L-OT)
Longest Unbeaten Streak
Longest Winning Streak
Longest Winless Streak
Longest Losing Streak
Washington Shutouts (Last)
Toronto Shutouts (Last)
Last Washington Hat Trick
Last Toronto Hat Trick
Most Washington Goals
Most Toronto Goals

Overall

WSH leads, 62-52-10-5
1 WSH wins (4/16/13)
4/16/13 (5-1)
2/5/13 (3-2)
12/19/03 (2-2)
4/5/11 (W, 3-2 so)
3-5-10
6-3-1
8 (12/17/83-12/10/85)
7 (2/16/96-1/1/99)
8 (11/26/03-1/21/04)
4 (two times)
4 (11/1/91)
3 (3/6/07)
A. Ovechkin (1/22/11)
G. Leeman (1/8/90)
11 (12/11/81)
10 (2/12/77)

at Washington

WSH leads, 39-21-4-2
1 WSH win (4/16/13)
4/16/13 (5-1)
4/5/13 (3-2)
12/19/03 (2-2)
12/6/10 (L, 5-4 so)
1-2-4
7-2-1
7 (1/27/84-12/18/87)
6 (2/16/96-11/5/99)
7 (3/1/01-1/21/04)
3 (two times)
3 (11/1/91)
none
P. Bondra (2/1/01)
none
11 (12/11/81)
7 (11/2/06)

at Toronto

WSH trails, 23-31-6-3
2 TOR win (1/31/13)
2/25/12 (4-2)
11/19/11 (7-1)
10/13/03 (2-2)
4/5/11 (W, 3-2 so)
2-3-6
4-4-2
6 (4/3/82-10/16/85)
6 (4/3/82-10/16/85)
12 (11/30/74-3/28/79)
4 (3/20/76-11/16/77)
1 (1/28/84)
3 (3/6/07)
A. Ovechkin (1/22/11)
G. Leeman (1/8/90)
8 (two times)
10 (2/12/77)



Toronto Maple Leafs

2012-13 WASHINGTON CAPITALS VS. TORONTO MAPLE LEAFS

CAPITALS LOST SEASON SERIES 1-2-0 • TORONTO 2-1-0

TORONTO	MAPLE LEAFS	CAPITALS	ATTEND	GOALTENDERS	W. GOAL
JAN 31, 2013	3	2	19,374	JAMES REIMER / MICHAL NEUVIRTH	MATT FRATTIN
WASHINGTON	MAPLE LEAFS	CAPITALS	ATTEND	GOALTENDERS	W. GOAL
FEB 5, 2013	3	2	18,506	BEN SCRIVENS / MICHAL NEUVIRTH	KORBINIAN HOLZER
APR 16, 2013	1	5	18,506	BRADEN HOLTBY / BEN SCRIVENS	MARTIN ERAT

CAPITALS	GP	G	A	P	+/-	PIM	PP	SH	GW	EN	S	%	MAPLE LEAFS	GP	G	A	P	+/-	PIM	PP	SH	GW	EN	S	%
MIKE RIBEIRO	3	1	4	5	1	0	1	0	0	0	2	50.0	JAMES VAN RIEMSDYK	3	3	0	3	0	0	1	0	0	0	14	21.4
ALEX OVECHKIN	3	2	2	4	-3	2	2	0	0	0	11	18.2	PHILIP KESSEL	3	0	3	3	2	4	0	0	0	0	11	0.0
MARCUS JOHANSSON	3	2	0	2	-2	0	2	0	0	0	4	50.0	KORBINIAN HOLZER	1	1	0	1	2	0	0	0	1	0	1	100.0
TROY BROUWER	3	1	1	2	0	4	0	0	0	0	4	25.0	MIKHAIL GRABOVSKI	3	1	0	1	4	2	0	0	0	0	8	12.5
MARTIN ERAT	1	1	1	2	2	2	0	0	1	0	2	50.0	MATT FRATTIN	2	1	0	1	0	0	0	0	1	0	3	33.3
NICKLAS BACKSTROM	3	0	2	2	-1	0	0	0	0	0	3	0.0	NIKOLAI KULEMIN	3	1	0	1	-1	2	0	0	0	0	11	9.1
MIKE GREEN	3	0	2	2	-1	2	0	0	0	0	8	0.0	LEO KOMAROV	3	0	1	1	1	4	0	0	0	0	2	0.0
JOHN CARLSON	3	0	2	2	1	0	0	0	0	0	7	0.0	RYAN HAMILTON	2	0	1	1	1	0	0	0	0	0	1	0.0
JASON CHIMERA	3	0	2	2	1	13	0	0	0	0	8	0.0	MARK FRASER	3	0	1	1	0	2	0	0	0	0	2	0.0
JOEL WARD	2	1	0	1	1	0	0	0	0	0	2	50.0	CODY FRANSON	3	0	1	1	-2	0	0	0	0	0	5	0.0
JACK HILLEN	1	1	0	1	1	0	0	0	0	0	2	50.0	NAZEM KADRI	3	0	1	1	-1	2	0	0	0	0	5	0.0
ERIC FEHR	3	0	1	1	1	2	0	0	0	0	3	0.0	TYLER BOZAK	3	0	1	1	0	0	0	0	0	0	4	0.0
TOMAS KUNDRATEK	2	0	1	1	-3	0	0	0	0	0	2	0.0	MICHAEL KOSTKA	2	0	1	1	1	2	0	0	0	0	6	0.0
JEFF SCHULTZ	2	0	0	0	-3	2	0	0	0	0	1	0.0	JAY MCCLEMENT	3	0	1	1	1	5	0	0	0	0	1	0.0
WOJTEK WOLSKI	2	0	0	0	-1	0	0	0	0	0	1	0.0	RYAN O'BYRNE	1	0	0	0	-1	0	0	0	0	0	0	0.0
JOEY CRABB	2	0	0	0	-1	0	0	0	0	0	1	0.0	CLARKE MACARTHUR	1	0	0	0	0	0	0	0	0	0	0	0.0
STEVEN OLEKSY	1	0	0	0	1	0	0	0	0	0	4	0.0	DION PHANEUF	3	0	0	0	1	0	0	0	0	0	9	0.0
MATT HENDRICKS	3	0	0	0	-2	2	0	0	0	0	2	0.0	JAKE GARDINER	1	0	0	0	0	0	0	0	0	0	2	0.0
AARON VOLPATTI	1	0	0	0	0	0	0	0	0	0	1	0.0	JOFFREY LUPUL	1	0	0	0	-1	4	0	0	0	0	2	0.0
JOHN ERSKINE	2	0	0	0	1	0	0	0	0	0	1	0.0	DAVID STECKEL	2	0	0	0	0	0	0	0	0	0	0	0.0
JAY BEAGLE	3	0	0	0	-2	2	0	0	0	0	6	0.0	CARL GUNNARSSON	1	0	0	0	1	0	0	0	0	0	0	0.0
TOM POTI	1	0	0	0	-1	0	0	0	0	0	2	0.0	COLTON ORR	3	0	0	0	0	10	0	0	0	0	0	0.0
KARL ALZNER	3	0	0	0	-1	0	0	0	0	0	8	0.0	JOHN-MICHAEL LILES	3	0	0	0	2	0	0	0	0	0	3	0.0
MATHIEU PERREAULT	1	0	0	0	1	0	0	0	0	0	0	0.0	FRAZER MCLAREN	1	0	0	0	0	0	0	0	0	0	1	0.0
GOALTENDER	GP	MIN	GA	GAA	SO	W	L	OT	SA	SV%	GOALTENDER	GP	MIN	GA	GAA	SO	W	L	OT	SA	SV%				
BRADEN HOLTBY	1	59	1	1.00	0	1	0	0	30	.967	JAMES REIMER	1	60	2	2.00	0	1	0	0	22	.909				
MICHAL NEUVIRTH	2	117	6	3.05	0	0	2	0	61	.902	BEN SCRIVENS	2	119	7	3.52	0	1	1	0	63	.889				
POWER PLAY	5 - 12 (41.7%)			PENALTY KILLING			13 - 14 (92.9%)			POWER PLAY	1 - 14 (7.1%)			PENALTY KILLING			7 - 12 (58.3%)								

Vancouver Canucks

CLUB INFORMATION

Founded1970-71
Home Arena Rogers Arena (18,910)
Stanley Cupsnone
President, General Manager and Alternate Governor Mike Gillis
Head Coach John Tortorella
Assistant CoachesMike Sullivan, Glen Gulutzan
Vice President, Communications & Community PartnershipsT.C. Carling
2012-13 Record26-15-7 (59 points)
2012-13 Finish 1st, Northwest Division
2012-13 Playoffs W. Conf. quarterfinals (def. by SJ, 4-0)

Rogers Arena
 800 Griffiths Place
 Vancouver, BC V6B 6G1
 604.899.4600
 Fax: 604.899.4640
 www.canucks.com



2013-14 MEETINGS

Oct. 28 at Vancouver
 March 14 at Washington

ALL-TIME SERIES HISTORY

	TOTALS									HOME									AWAY									
YEAR	GP	W	L	T	OT	PTS	GF	GA		GP	W	L	T	OT	PTS	GF	GA		GP	W	L	T	OT	PTS	GF	GA		
74-75	4	0	4	0	-	0	9	19		2	0	2	0	-	0	5	10		2	0	2	0	-	0	4	9		
75-76	4	0	4	0	-	0	9	21		2	0	2	0	-	0	5	10		2	0	2	0	-	0	4	11		
76-77	4	2	2	0	-	4	11	14		2	2	0	0	-	4	8	5		2	0	2	0	-	0	3	9		
77-78	4	0	4	0	-	0	7	16		2	0	2	0	-	0	4	9		2	0	2	0	-	0	3	7		
78-79	4	3	1	0	-	6	19	15		2	1	1	0	-	2	6	8		2	2	0	0	-	4	13	7		
79-80	4	3	1	0	-	6	17	13		2	2	0	0	-	4	9	5		2	1	1	0	-	2	8	8		
80-81	4	1	1	2	-	4	11	11		2	1	1	0	-	2	5	5		2	0	0	2	-	2	6	6		
81-82	3	1	1	1	-	3	11	11		2	1	0	1	-	3	11	8		1	0	1	0	-	0	0	3		
82-83	3	1	1	1	-	3	6	7		1	0	0	1	-	1	1	1		2	1	1	0	-	2	5	6		
83-84	3	2	1	0	-	4	13	11		2	1	1	0	-	2	7	7		1	1	0	0	-	2	6	4		
84-85	3	3	0	0	-	6	14	6		1	1	0	0	-	2	3	2		2	2	0	0	-	4	11	4		
85-86	3	2	0	1	-	5	11	8		2	2	0	0	-	4	7	4		1	0	0	1	-	1	4	4		
86-87	3	3	0	0	-	6	14	7		1	1	0	0	-	2	3	2		2	2	0	0	-	4	11	5		
87-88	3	3	0	0	-	6	13	6		2	2	0	0	-	4	10	4		1	1	0	0	-	2	3	2		
88-89	3	2	1	0	-	4	9	6		1	1	0	0	-	2	3	0		2	1	1	0	-	2	6	6		
89-90	3	0	2	1	-	1	7	12		2	0	2	0	-	0	3	8		1	0	0	1	-	1	4	4		
90-91	3	2	1	0	-	4	9	8		1	1	0	0	-	2	5	3		2	1	1	0	-	2	4	5		
91-92	3	1	1	1	-	3	11	10		2	1	0	1	-	3	10	7		1	0	1	0	-	0	1	3		
92-93	2	0	1	1	-	1	6	7		1	0	0	1	-	1	3	3		1	0	1	0	-	0	3	4		
93-94	2	2	0	0	-	4	7	4		1	1	0	0	-	2	3	2		1	1	0	0	-	2	4	2		
94-95	Teams did not meet in 1994-95																											
95-96	2	1	0	1	-	3	13	4		1	1	0	0	-	2	9	0		1	0	0	1	-	1	4	4		
96-97	2	2	0	0	-	4	9	3		1	1	0	0	-	2	4	1		1	1	0	0	-	2	5	2		
97-98	2	2	0	0	-	4	5	3		1	1	0	0	-	2	2	1		1	1	0	0	-	2	3	2		
98-99	2	0	2	0	-	0	2	6		1	0	1	0	-	0	1	2		1	0	1	0	-	0	1	4		
99-00	1	0	1	0	0	0	3	6		0	0	0	0	0	0	0	0		1	0	1	0	0	0	3	6		
00-01	2	2	0	0	0	4	7	5		1	1	0	0	0	2	3	2		1	1	0	0	0	2	4	3		
01-02	1	0	1	0	0	0	1	5		1	0	1	0	0	0	1	5		0	0	0	0	0	0	0	0		
02-03	1	0	1	0	0	0	0	6		0	0	0	0	0	0	0	0		1	0	1	0	0	0	0	6		
03-04	1	0	1	0	0	0	1	6		1	0	1	0	0	0	1	6		0	0	0	0	0	0	0	0		
05-06	Teams did not meet in 2005-06																											
06-07	1	0	0	-	1	1	2	3		0	0	0	-	0	0	0	0		1	0	0	-	1	1	2	3		
07-08	1	0	1	-	0	0	2	3		1	0	1	-	0	0	2	3		0	0	0	-	0	0	0	0		
08-09	1	1	0	-	0	2	5	1		1	1	0	-	0	2	5	1		0	0	0	-	0	0	0	0		
09-10	1	0	1	-	0	0	2	3		0	0	0	-	0	0	0	0		1	0	1	-	0	0	2	3		
10-11	1	0	1	-	0	0	2	4		1	0	1	-	0	0	2	4		0	0	0	-	0	0	0	0		
11-12	1	0	1	-	0	0	4	7		0	0	0	-	0	0	0	0		1	0	1	-	0	0	4	7		
12-13	Teams did not meet in 2012-13																											
Totals	85	39	36	9	1	88	272	277		43	23	16	4	0	50	141	128		41	16	20	5	1	38	131	149		

SERIES INFORMATION

All-Time Series (W-L-T-OT)

Current Streak

Last Washington Win

Last Vancouver Win

Last Tie

Last Overtime Game

Overtime Record

Last 10 Games (W-L-T-OT)

Longest Unbeaten Streak

Longest Winning Streak

Longest Winless Streak

Longest Losing Streak

Washington Shutouts (Last)

Vancouver Shutouts (Last)

Last Washington Hat Trick

Last Vancouver Hat Trick

Most Washington Goals

Most Vancouver Goals

Overall

WSH leads, 39-36-9-1

3 VAN wins (12/18/09-10/29/11)

10/13/08 (5-1)

10/29/11 (7-4)

2/10/96 (4-4)

10/27/06 (L, 3-2 so)

4-1-9

2-7-1

13 (10/28/84-10/25/88)

7 (10/28/86-10/25/88)

9 (12/17/74-10/13/76)

9 (12/17/74-10/13/76)

2 (3/12/96)

2 (3/23/03)

M. Gartner (2/20/87)

D. Lever (2/1/75)

9 (3/12/96)

7 (two times)

at Washington

WSH leads, 23-16-4-0

1 VAN win (1/14/11)

10/13/08 (5-1)

1/14/11 (4-2)

3/2/93 (3-3)

11/22/00 (W, 3-2)

2-0-4

5-5-0-0

8 (2/5/91-11/4/97)

7 (2/26/85-3/5/89)

4 (1/23/75-1/6/76)

4 (1/23/75-1/6/76)

2 (3/12/96)

none

none

none

9 (3/12/96)

7 (3/2/75)

at Vancouver

WSH trails, 16-20-5-1

4 VAN wins (3/23/03-10/29/11)

2/14/01 (4-3 ot)

10/29/11 (7-4)

2/10/96 (4-4)

10/27/06 (L, 3-2 so)

2-1-5

3-5-1-1

9 (2/18/83-10/25/88)

4 (two times)

8 (12/17/74-1/31/78)

8 (12/17/74-1/31/78)

none

2 (3/23/03)

M. Gartner (2/20/87)

D. Lever (2/1/75)

7 (12/9/78)

7 (10/14/75)



Vancouver Canucks

2011-12 WASHINGTON CAPITALS VS. VANCOUVER CANUCKS

CAPITALS LOST SEASON SERIES, 0-1-0 • VANCOUVER 1-0-0

VANCOUVER	CANUCKS					CAPITALS					ATTEND		GOALTENDERS					W. GOAL							
OCT 29, 2011	7					4					18,860		ROBERTO LUONGO / MICHAL NEUVIRTH					HENRIK SEDIN							
CAPITALS	GP	G	A	P	+/-	PIM	PP	SH	GW	EN	S	%	CANUCKS	GP	G	A	P	+/-	PIM	PP	SH	GW	EN	S	%
ALEX OVECHKIN	1	2	0	2	0	2	1	0	0	0	5	40.0	ALEXANDER EDLER	1	2	1	3	3	0	1	0	0	0	6	33.3
NICKLAS BACKSTROM	1	0	2	2	0	0	0	0	0	0	1	0.0	MAXIM LAPIERRE	1	2	0	2	3	0	0	0	0	0	6	33.3
MARCUS JOHANSSON	1	1	0	1	-1	0	0	0	0	0	3	33.3	CHRISTOPHER HIGGINS	1	2	0	2	1	0	1	0	0	0	3	66.7
MIKE KNUBLE	1	1	0	1	-1	0	0	0	0	0	2	50.0	HENRIK SEDIN	1	1	1	2	2	0	0	0	1	0	1	100.0
TROY BROUWER	1	0	1	1	1	2	0	0	0	0	5	0.0	RYAN KESLER	1	0	2	2	0	2	0	0	0	0	4	0.0
DENNIS WIDEMAN	1	0	1	1	1	0	0	0	0	0	1	0.0	KEVIN BIEKSA	1	0	2	2	2	0	0	0	0	0	3	0.0
JOHN CARLSON	1	0	1	1	-1	0	0	0	0	0	6	0.0	DAN HAMHUIS	1	0	2	2	2	2	0	0	0	0	1	0.0
JEFF SCHULTZ	1	0	0	0	0	0	0	0	0	0	2	0.0	JANNIK HANSEN	1	0	1	1	0	0	0	0	0	0	1	0.0
ALEXANDER SEMIN	1	0	0	0	-2	2	0	0	0	0	2	0.0	DAVID BOOTH	1	0	1	1	-1	0	0	0	0	0	6	0.0
BROOKS LAICH	1	0	0	0	-2	0	0	0	0	0	0	0.0	DANIEL SEDIN	1	0	1	1	2	0	0	0	0	0	4	0.0
MATT HENDRICKS	1	0	0	0	0	0	0	0	0	0	0	0.0	MANNY MALHOTRA	1	0	1	1	-1	0	0	0	0	0	0	0.0
JOEL WARD	1	0	0	0	-1	2	0	0	0	0	0	0.0	SAMI SALO	1	0	1	1	1	2	0	0	0	0	0	0.0
JEFF HALPERN	1	0	0	0	-2	2	0	0	0	0	0	0.0	DALE WEISE	1	0	1	1	1	0	0	0	0	0	2	0.0
JASON CHIMERA	1	0	0	0	-1	0	0	0	0	0	3	0.0	CODY HODGSON	1	0	0	0	-1	0	0	0	0	0	3	0.0
ROMAN HAMRLIK	1	0	0	0	-1	0	0	0	0	0	2	0.0	ALEXANDER SULZER	1	0	0	0	0	2	0	0	0	0	0	0.0
KARL ALZNER	1	0	0	0	-2	0	0	0	0	0	0	0.0	ALEXANDRE BURROWS	1	0	0	0	2	0	0	0	0	0	1	0.0
SEAN COLLINS	1	0	0	0	-2	0	0	0	0	0	0	0.0	KEITH BALLARD	1	0	0	0	-2	0	0	0	0	0	2	0.0
MATHIEU PERREAULT	1	0	0	0	0	0	0	0	0	0	0	0.0	AARON VOLPATTI	1	0	0	0	1	0	0	0	0	0	0	0.0
GOALTENDER	GP	MIN	GA	GAA	SO	W	L	OT	SA	SV%	GOALTENDER	GP	MIN	GA	GAA	SO	W	L	OT	SA	SV%				
TOMAS VOKOUN	1	20	3	9.00	0	0	0	0	17	.824	ROBERTO LUONGO	1	59	4	4.01	0	1	0	0	32	.875				
MICHAL NEUVIRTH	1	40	4	6.00	0	0	1	0	26	.846															
POWER PLAY	1 - 4 (25%)			PENALTY KILLING				3 - 5 (60%)			POWER PLAY	2 - 5 (40%)			PENALTY KILLING				3 - 4 (75%)						

Winnipeg Jets

CLUB INFORMATION

Founded 1999-00 (ATL), 2011-12 (WPG)
Home Arena MTS Centre (15,015)
Stanley Cups none
President & Chief Executive Officer Jim Ludlow
Executive Vice President & General Manager Kevin Cheveldayoff
Head Coach Claude Noel
Assistant Coaches Charlie Huddy, Pascal Vincent, Perry Pearn
Senior Director, Corporate Communications Scott Brown
2012-13 Record 24-21-3 (51 points)
2012-13 Finish 2nd, Southeast Division
2012-13 Playoffs DNQ

MTS Centre
 300 Portage Avenue
 Winnipeg, MB, R3C 5S4
 204.926.5599
 Fax: 204.926.5555
 www.winnipegjets.com



2013-14 MEETINGS

Oct. 22 at Winnipeg
 Feb. 6 at Washington

ALL-TIME SERIES HISTORY

	TOTALS								HOME								AWAY							
YEAR	GP	W	L	T	OT	PTS	GF	GA	GP	W	L	T	OT	PTS	GF	GA	GP	W	L	T	OT	PTS	GF	GA
99-00	5	4	1	0	0	8	18	7	2	2	0	0	0	4	8	2	3	2	1	0	0	4	10	5
00-01	5	2	1	2	0	6	14	10	3	2	0	1	0	5	10	5	2	0	1	1	0	1	4	5
01-02	5	3	1	1	0	7	14	6	2	2	0	0	0	4	8	2	3	1	1	1	0	3	6	4
02-03	5	3	1	1	0	7	26	19	3	2	0	1	0	5	17	13	2	1	1	0	0	2	9	6
03-04	6	2	3	1	0	5	16	15	3	1	1	1	0	3	7	7	3	1	2	0	0	2	9	8
05-06	8	3	4	-	1	7	26	39	4	2	2	-	0	4	14	18	4	1	2	-	1	3	12	21
06-07	8	3	3	-	2	8	22	25	4	1	2	-	1	3	11	14	4	2	1	-	1	5	11	11
07-08	8	4	2	-	2	10	22	20	4	2	2	-	0	4	11	11	4	2	0	-	2	6	11	9
08-09	6	4	2	-	0	8	24	24	3	3	0	-	0	6	15	10	3	1	2	-	0	2	9	14
09-10	6	6	0	-	0	12	29	13	3	3	0	-	0	6	12	5	3	3	0	-	0	6	17	8
10-11	6	2	4	-	0	4	13	20	3	2	1	-	0	4	10	7	3	0	3	-	0	0	2	10
11-12	6	2	2	-	2	6	13	17	3	1	0	-	2	3	9	10	3	1	2	-	0	2	4	7
12-13	5	4	1	-	0	8	20	8	2	1	1	-	0	2	7	7	3	3	0	-	0	6	13	1
Totals	79	42	25	5	7	96	257	244	39	24	9	3	3	53	139	111	40	18	16	2	4	42	115	99

SERIES INFORMATION

All-Time Series (W-L-T-OT)

Current Streak

Last Washington Win

Last Winnipeg Win

Last Tie

Last Overtime Game

Overtime Record

Last 10 Games (W-L-OT)

Longest Unbeaten Streak

Longest Winning Streak

Longest Winless Streak

Longest Losing Streak

Washington Shutouts (Last)

Winnipeg Shutouts (Last)

Last Washington Hat Trick

Last Winnipeg Hat Trick

Most Washington Goals

Most Winnipeg Goals

Overall

WSH leads, 42-25-5-7

4 WSH wins (3/2/13-4/23/13)

4/23/13 (5-3)

1/22/13 (4-2)

3/20/04 022

3/23/12 (L, 4-3 ot)

7-8-5

6-3-1

8 (4/5/09-4/9/10)

8 (4/5/09-4/9/10)

5 (3/14/04-10/8/05)

4 (10/14/06-11/22/06)

7 (3/21/13)

4 (1/26/11)

A. Semin (10/23/10)

I. Kovalchuk (12/6/02)

8 (1/9/10)

8 (10/8/05)

at Washington

WSH leads, 24-9-3-4

1 WSH win (4/23/13)

4/23/13 (5-3)

1/22/13 (4-2)

3/20/04 (2-2)

3/23/12 (L, 4-3 ot)

4-4-3

6-2-2

10 (1/8/00-3/6/03)

7 (3/14/08-4/9/10)

3 (10/14/06-11/22/06)

3 (10/14/06-11/22/06)

2 (11/10/01)

1 (2/2/08)

A. Semin (10/23/10)

I. Kovalchuk (12/6/02)

7 (12/6/02)

7 (10/7/05)

at Winnipeg

WSH leads, 18-16-2-4

3 WSH wins (3/2/13-3/22/13)

3/22/13 (6-1)

3/16/12 (3-2)

12/6/01 (3-3)

2/13/00 (L, 3-2 so)

2-4-2

5-5-0

4 (4/7/09-4/9/10)

4 (4/7/09-4/9/10)

3 (three times)

3 (three times)

5 (3/21/13)

3 (1/26/11)

A. Ovechkin (12/15/06)

none

8 (1/9/10)

8 (10/8/05)



Winnipeg Jets

2012-13 WASHINGTON CAPITALS VS. WINNIPEG JETS

CAPITALS WON SEASON SERIES 4-1-0 • WINNIPEG 1-4-0

WINNIPEG	JETS	CAPITALS	ATTEND	GOALTENDERS	W. GOAL
MAR 2, 2013	0	3	15,004	BRADEN HOLTBY / ONDREJ PAVELEC	MATT HENDRICKS
MAR 21, 2013	0	4	15,004	BRADEN HOLTBY / ONDREJ PAVELEC	TROY BROUWER
MAR 22, 2013	1	6	15,004	BRADEN HOLTBY / ONDREJ PAVELEC	TROY BROUWER
WASHINGTON	JETS	CAPITALS	ATTEND	GOALTENDERS	W. GOAL
JAN 22, 2013	4	2	18,506	ONDREJ PAVELEC / BRADEN HOLTBY	BLAKE WHEELER
APR 23, 2013	3	5	18,506	BRADEN HOLTBY / ONDREJ PAVELEC	MATHIEU PERREAULT

CAPITALS	GP	G	A	P	+/-	PIM	PP	SH	GW	EN	S	%	JETS	GP	G	A	P	+/-	PIM	PP	SH	GW	EN	S	%
ALEX OVECHKIN	5	4	5	9	5	0	2	0	0	1	25	16.0	DUSTIN BYFUGLIEN	5	1	3	4	-4	6	0	0	0	0	24	4.2
NICKLAS BACKSTROM	5	2	6	8	2	0	0	0	0	0	11	18.2	EVANDER KANE	5	2	1	3	-4	16	2	0	0	0	15	13.3
MIKE RIBEIRO	5	1	4	5	5	12	0	0	0	0	6	16.7	BLAKE WHEELER	5	2	1	3	-2	4	0	0	1	0	7	28.6
MARCUS JOHANSSON	4	1	4	5	3	0	0	0	0	0	2	50.0	NIK ANTROPOV	5	1	2	3	-4	0	0	0	0	0	12	8.3
TROY BROUWER	5	4	0	4	2	2	1	0	2	0	16	25.0	TOBIAS ENSTROM	1	0	3	3	2	0	0	0	0	0	2	0.0
MATT HENDRICKS	5	3	1	4	4	12	0	0	1	0	10	30.0	ANDREW LADD	5	1	1	2	-1	0	1	0	0	0	16	6.2
MATHIEU PERREAULT	5	1	1	2	2	8	0	0	1	0	7	14.3	JIM SLATER	2	1	0	1	-1	5	0	0	0	0	2	50.0
MIKE GREEN	4	1	1	2	4	0	0	0	0	0	8	12.5	RON HAINSEY	5	0	1	1	-5	0	0	0	0	0	4	0.0
BROOKS LAICH	2	1	1	2	4	4	0	0	0	0	4	25.0	GRANT CLITSOME	5	0	1	1	-5	2	0	0	0	0	6	0.0
JASON CHIMERA	5	1	1	2	1	0	0	0	0	0	7	14.3	MARK SCHEIFELE	1	0	0	0	0	0	0	0	0	0	2	0.0
JAY BEAGLE	5	1	1	2	2	2	0	0	0	0	6	16.7	MARK STUART	4	0	0	0	-2	4	0	0	0	0	7	0.0
JOHN ERSKINE	2	0	2	2	5	12	0	0	0	0	1	0.0	ALEXANDER BURMISTROV	5	0	0	0	-3	2	0	0	0	0	3	0.0
JOHN CARLSON	5	0	2	2	6	2	0	0	0	0	10	0.0	DEREK MEECH	3	0	0	0	-4	0	0	0	0	0	1	0.0
DMITRI ORLOV	2	0	1	1	4	0	0	0	0	0	0	0.0	JAMES WRIGHT	4	0	0	0	-4	5	0	0	0	0	4	0.0
JACK HILLEN	3	0	1	1	0	2	0	0	0	0	5	0.0	KYLE WELLWOOD	2	0	0	0	-1	0	0	0	0	0	4	0.0
JOEL WARD	4	0	1	1	1	4	0	0	0	0	1	0.0	PATRICE CORMIER	1	0	0	0	-1	0	0	0	0	0	1	0.0
ERIC FEHR	4	0	1	1	5	0	0	0	0	0	9	0.0	CHRIS THORBURN	5	0	0	0	-5	7	0	0	0	0	2	0.0
KARL ALZNER	5	0	1	1	4	2	0	0	0	0	3	0.0	ZACH BOGOSIAN	3	0	0	0	-4	2	0	0	0	0	7	0.0
MARTIN ERAT	1	0	0	0	0	0	0	0	0	0	1	0.0	ANTTI MIETTINEN	3	0	0	0	-3	0	0	0	0	0	4	0.0
WOJTEK WOLSKI	1	0	0	0	-1	0	0	0	0	0	5	0.0	PAUL POSTMA	4	0	0	0	-2	0	0	0	0	0	2	0.0
JOEY CRABB	2	0	0	0	0	0	0	0	0	0	1	0.0	ANTHONY PELUSO	1	0	0	0	0	5	0	0	0	0	0	0.0
AARON VOLPATTI	2	0	0	0	1	7	0	0	0	0	3	0.0	ALEXEI PONIKAROVSKY	1	0	0	0	0	0	0	0	0	0	1	0.0
JEFF SCHULTZ	1	0	0	0	0	0	0	0	0	0	0	0.0	ERIC TANGRADI	4	0	0	0	-2	10	0	0	0	0	3	0.0
TOM POTI	2	0	0	0	-1	0	0	0	0	0	0	0.0	BRYAN LITTLE	5	0	0	0	-2	2	0	0	0	0	12	0.0
ROMAN HAMRLIK	1	0	0	0	-1	0	0	0	0	0	2	0.0	OLLI JOKINEN	4	0	0	0	-2	2	0	0	0	0	8	0.0
TOMAS KUNDRATEK	2	0	0	0	1	0	0	0	0	0	1	0.0	AARON GAGNON	1	0	0	0	-1	0	0	0	0	0	1	0.0
													MICHAEL SANTORELLI	1	0	0	0	-1	0	0	0	0	0	2	0.0
GOALTENDER	GP	MIN	GA	GAA	SO	W	L	OT	SA	SV%	GOALTENDER	GP	MIN	GA	GAA	SO	W	L	OT	SA	SV%				
BRADEN HOLTBY	5	299	8	1.60	2	4	1	0	152	.947	ONDREJ PAVELEC	5	265	16	3.62	0	1	4	0	129	.876				
											AL MONTOYA	1	34	3	5.28	0	0	0	0	15	.800				

POWER PLAY	3 - 15 (20%)	PENALTY KILLING	16 - 19 (84.2%)	POWER PLAY	3 - 19 (15.8%)	PENALTY KILLING	12 - 15 (80%)
------------	--------------	-----------------	-----------------	------------	----------------	-----------------	---------------

MISCELLANEOUS



NHL Directory



Gary Bettman

NHL OFFICES

**NHL New York
NHL Enterprises, L.P.
& NHL Productions/NHL Images**
1185 Avenue of the Americas
New York, NY 10036
Phone: 212-789-2000
Fax: 212-789-2020
PR Fax: 212-789-2070

NHL Montréal
1800 McGill College Avenue
Suite 2600
Montréal, Québec, H3A 3J6
Phone: 514-841-9220
Fax: 514-841-1070

**NHL Toronto & NHL Enterprises
Canada, L.P.**
50 Bay Street, 11th Floor
Toronto, Ontario, M5J 2X8
Phone: 416-359-7900
Fax: 416-981-2769

NHL EXECUTIVE DIRECTORY

Commissioner Gary B. Bettman
Deputy Commissioner William Daly
Chief Operating Officer John Collins
Senior Executive Vice President of Hockey Operations Colin Campbell

NHL COMMUNICATIONS DIRECTORY

GARY MEAGHER, Executive Vice President, Communications
O: 416-359-7960, C: 416-729-4700, gmeagher@nhl.com

FRANK BROWN, Group Vice President, Content Integration
O: 212-789-2042, C: 347-853-4390, fbrown@nhl.com

JAMEY HORAN, Group Vice President, Communications & Player Development
O: 212-789-2785, C: 646-652-9981, jhoran@nhl.com
* Business communications, event and player promotion

JOHN DELLAPINA, Group Vice President, Communications
O: 212-789-2115, C: 917-363-7988, jdellapina@nhl.com
* General hockey and Department of Player Safety requests

BENNY ERCOLANI, Statistician & Information Officer
O: 416-359-7963, C: 416-729-5666, bercolani@nhl.com

GREG INGLIS, Senior Director, News Services
O: 212-789-2065, C: 347-853-2461, ginglis@nhl.com

NIRVA MILORD, Director, Communications
O: 212-789-2123, C: 917-715-6187, nmilord@nhl.com

JULIE YOUNG, Director, Communications
O: 416-359-7964, C: 416-605-3550, jyoung@nhl.com
* Maternity leave

SCHUYLER BAEHMAN, Senior Manager, Event Communications & Player Development
O: 212-789-2097, C: 908-917-0456, sbahman@nhl.com

DAVID KEON, Senior Manager, Communications
O: 416-359-7962, C: 416-729-5665, dkeon@nhl.com
* International credentials

KERRY MCGOVERN, Senior Manager, Communications
O: 212-789-2172, C: 347-853-6009, kmcgovern@nhl.com

JENNIFER MOAD, Senior Manager, Communications
O: 416-359-7961, C: 416-527-2852, jmoad@nhl.com
* Hockey Operations, Officiating and Central Scouting requests

TREVOR BJERGSO, Manager, Social Media
O: 416-359-7965, C: 416-540-5306, tbjergso@nhl.com

JASMINE GHAFOUR, Manager, Communications
O: 416-359-7968, C: 647-808-4876, jghafour@nhl.com

JOSH BERNSTEIN, Coordinator, Communications
O: 212-789-2609, jbpr@nhl.com

NICOLE BUCKLEY, Coordinator, Event Communications & Player Development
O: 212-789-2066, nicbuckley@nhl.com
* Event credentials

ERICA YAKOBZON, Coordinator, Corporate Communications
O: 212-789-2157, eyakobzon@nhl.com



Bill Daly

NHL ON-ICE OFFICIALS

REFEREES

*Burchell, Darcy.....	42
Charron, Francis.....	6
*Chmielewski, Tom	43
Devorski, Paul.....	10
Dwyer, Gord.....	19
Furlatt, Eric.....	27
*Hanson, Trevor.....	47
Hasenfratz, Mike	2
Hebert, Ghislain.....	22
Hebert, Jean	15
Jackson, Dave	8
Joannette, Marc.....	25
Kimmerly, Greg.....	18
*Knorr, Trent.....	44
Kowal, Tom.....	32
Kozari, Steve	40
L'Ecuyer, Frederick	17
LaRue, Dennis.....	14
Lee, Chris	28
Leggo, Mike.....	3
*Lemelin, Mark.....	41
*Lewis, Dave.....	46

*Luxmore, Thomas John.....	49
Martell, Rob.....	26
McCauley, Wes.....	4
*McIsaac, Jon.....	45
Meier, Brad	34
Morton, Dean	36
O'Halloran, Dan	13
O'Rourke, Dan	9
Peel, Tim.....	20
Pochmara, Brian.....	16
Pollock, Kevin	33
Rehman, Kyle.....	37
Rooney, Chris.....	5
*Skilliter, Graham.....	48
St. Pierre, Justin.....	12
St-Laurent, Francois	38
Sutherland, Kelly	11
Van Massenhoven, Don	21
Walsh, Ian.....	29
Watson, Brad.....	23

* minor league official

LINESMEN

Amell, Derek.....	75
Barton, Steve.....	59
Brisebois, David	96
Cameron, Lonnie	74
Champoux, Pierre.....	67
Cherrey, Scott	50
Cormier, Michel	76
Cvik, Mike	88
Devorski, Greg	54
Driscoll, Scott.....	68
Galloway, Ryan.....	82
Gibbs, Darren.....	66
*Grandt, John.....	98
Henderson, Don.....	91
Heyer, Shane.....	55
Kovachik, Brad.....	71
Lazarowich, Brad.....	86
Mach, Brian.....	78
MacPherson, Matt.....	83

McElman, Andy.....	90
Miller, Steve.....	89
Morin, Jean.....	97
Murchison, Kiel.....	79
Murphy, Brian.....	93
Murray, Jonny.....	95
Nansen, Derek	70
Nelson, Thor	80
Nowak, Tim	77
Pancich, Bryan.....	94
Racicot, Pierre.....	65
Rody, Vaughan.....	73
Sericolo, Anthony	84
Sharrers, Jay	57
Shewchyk, Mark	92
*Wheler, Mark	56



Television Broadcasters



JOE BENINATI Television Play-by-Play

Joe Beninati, 47, is working his 20th season of National Hockey League TV play-by-play with the Washington Capitals as the lead voice with Comcast Sportsnet (CSN).

In addition to his hockey duties in the nation's capital, he spent six seasons describing the action for the NHL's national cable television package on Versus (VS). In past years, he has freelanced with ESPN, NHL Radio, and WFAN-New York broadcasts during the regular season, Stanley Cup Playoffs, and World Cup of Hockey. In 2002 and 2006 he provided radio play-by-play for Westwood One coverage of the Olympic men's hockey tournament in Salt Lake City and Torino. He has called select men's college hockey games on College Sports Television (CSTV), now CBS Sports Network, as well as the NCAA Men's Hockey Tournament on ESPNU.

Joe graduated to the NHL in 1994 after five seasons of Radio/TV play-by-play in the American Hockey League holding jobs in Portland, Maine and Providence, Rhode Island. Prior to joining the professional ranks he was sports information director for two years at his alma mater Bowdoin College in Brunswick, Maine.

On the football gridiron, Beninati was at the mic' for four seasons of Mountain West and PAC-10 Conference football on Versus. His prior TV football credits include Maryland, Navy, CAA, and select FCS games on CSN and CN-8. He spent four seasons working select major college football games nationally on Westwood One Radio.

A seven-time Capital Region Emmy Award winner for excellence in play-by-play, Joe has delivered numerous ACC and CAA college events for Comcast Sportsnet, covering seven different sports. In past years, he has filled-in as a TV play-by-play man for Baltimore Orioles baseball on CSN. This past summer was his second covering the Washington Kastles in World Team Tennis.

Beninati is recognized as one of the leading announcers in the sport of lacrosse. He calls collegiate regular season and NCAA Tournament action on ESPN and ESPNU. At the pro level, this past summer was his 11th detailing the play for ESPN's Major League Lacrosse.

His resume includes two seasons of radio play-by-play with the Washington Mystics of the WNBA and fill-in radio work with the Washington Wizards in the NBA. A 1987 graduate of Bowdoin, Joe has a bachelor's degree in biology. He is single and resides in Vienna, VA.



AL KOKEN Television Analyst

Al Koken is in his 29th season covering the Washington Capitals hockey for television broadcasts. Koken has been a color analyst, play-by-play announcer and rinkside reporter during his career covering the Capitals, which started in 1984-85. He returns to the Comcast SportsNet broadcast team this season to offer ice-level insight and interviews with team members and other hockey personalities. In addition to his Capitals coverage, "Smokin' Al" Koken has served a variety of

roles including play-by-play announcer, sideline reporter and studio host for broadcasts of the NBA's Washington Wizards, MLB's Baltimore Orioles and NCAA basketball.

He can be heard regularly on 106.7 The Fan as their Hockey Insider and show host. During his distinguished Washington sports journalism career spanning more than 30 years, Koken has also served as a print journalist for UPI and the Washington Star and sports anchor for TV stations WUSA and WTTG, as well as radio stations WTOP and WTEM. In addition to his work on Comcast SportsNet during and after Capitals games, Koken has also worked with ESPN and Fox Sports over the years.

A native of St. Louis, Mo., Koken has a degree in government and political science from American University.



CRAIG LAUGHLIN Television Analyst

Craig Laughlin is celebrating his 24th season in the booth and 30th season in the Capitals organization as a player or broadcaster. With 10 years of professional playing experience in the NHL and Europe, Laughlin brings to the audience his unique understanding of the game, offering insightful, entertaining and expert analysis on Comcast SportsNet. He also served as an analyst on the NHL Network during the 2008 Stanley Cup playoffs.

Following four years of NCAA Division I play at Clarkson University, Laughlin began his professional career with the Montreal Canadiens in 1979-80. He joined the Capitals for the 1982-83 season, arriving as part of the blockbuster trade that brought Rod Langway to D.C. Laughlin remains one of the select few players in Capitals history to have played 400 games with the club and ranks 22nd among the franchise's all-time scoring leaders. His tenure with Washington was highlighted by a 30-goal, 75-point season in 1985-86. Laughlin completed his NHL career having appeared in 549 games, recording 136 goals and 205 assists while playing for Montreal, Washington, Los Angeles and Toronto. He played his final season in Landshut, Germany, in 1989-90 before retiring as a player and moving to the broadcast booth.

Laughlin has been involved in a number of business ventures in addition to broadcasting and remains active in area youth hockey programs. He is president of Network Hockey, a year-round hockey development program for aspiring hockey players and is president of hockey operations for the Frederick Freeze junior programs. He also served as co-owner and general manager of the ECHL's Richmond Renegades, winning a Riley Cup championship in 1995.



JILL SORENSON Television Reporter

Jill Sorenson has established a reputation as one of the area's most respected media members throughout a decade-long tenure covering the region as a television journalist, including seven years as an anchor and reporter for Comcast SportsNet.

Sorenson serves as Comcast SportsNet's television beat reporter covering the Washington Capitals. In this position, she leads the network's coverage of the Capitals, reporting on all team-related news for GEICO SportsNet Central and Washington Post Live. She also contributes to the network's live game coverage of the Capitals, including Capitals PostGame Live. In 2012 Sorenson won an Emmy Award for her reporting on the piece "Remembering 9/11 Bruce Boudreau: A Change of Plans."

Sorenson returned to the role of Capitals television beat reporter in August 2010 after serving as an anchor and reporter for the network since 2005. Sorenson, who led the Comcast SportsNet's coverage of the Capitals from 2005 to 2007, spent four years as the Capitals beat reporter for WRC-TV (NBC) from 2000 to 2004, where she was a sports anchor and reporter.

Prior to joining Comcast SportsNet, Sorenson was a news anchor and reporter for WTTG-TV (FOX), where she won an Associated Press Award for her reporting. A two-time Emmy Award-nominee, she claimed the top prize for sports series in 2000 for her work with WRC. Prior to arriving in Washington, she also served as a sports anchor and reporter at WDIO-TV (ABC) in Duluth, Minn.

A graduate of Brown University, Sorenson earned degrees in English and Hispanic Studies and was a member of the school's soccer team. She resides in Montgomery County, Md., with her husband, Matt, and two children.

Radio Broadcasters



JOHN WALTON **Director of Broadcasting/Radio** **Play-by-Play Announcer**

John Walton enters his third season as the radio play-by-play voice of the Washington Capitals, and also serves as the team's director of broadcasting. In addition to radio play-by-play, Walton also hosts video coverage on the team's website on Caps365 at WashingtonCaps.com.

Prior to joining the Capitals, Walton, 40, was the senior manager of communications for Washington's American Hockey League affiliate in Hershey, where he called the action for the Bears for nine seasons. He called his 1,000th AHL broadcast on Jan. 26, 2011, against Springfield at Giant Center.

In addition to his play-by-play work for the Capitals, Walton also does television play-by-play for college hockey on the NBC Sports Network. In 2011-12, Walton broadcast the Hockey East Tournament from TD Garden in Boston, as well as several other games on NBC's "Friday Night Ice."

Walton called three Calder Cup championship seasons for the Bears in 2006, 2009 and 2010 with the 2010 telecast of Hershey's win over the Texas Stars featuring his play-by-play work. The game was carried nationwide by NHL Network, and also shown live locally on Comcast SportsNet. He served as the sideline reporter, alongside Mike "Doc" Emrick and Craig Laughlin, for the 2011 AHL All-Star Classic, televised to a national audience.

In addition to hockey, Walton served as the public address announcer for the Cincinnati Reds from 1996-2002 at Riverfront Stadium/Cinergy Field. He announced over 500 Major League Baseball games during his time in the Queen City, including the 1999 one-game playoff between the Reds and the New York Mets. During his time in Cincinnati, he was also the first play-by-play voice of the AHL's Cincinnati Mighty Ducks from 1997-2000 and also served as a sports anchor for 700 WLW Radio, the region's top news/talk station.

Walton began his hockey play-by-play career at Miami University in Oxford, Ohio, where he was the Voice of the Redskins from 1994-1996, and also announced football and basketball at WRBI-FM 103.9 in Batesville, Indiana, in 1996. In addition to sports, Walton was also a disc jockey at 97 X, WOXY-FM in Oxford, a station recognized by Rolling Stone Magazine four times in the 1990's as one of the magazine's "15 Best Radio Stations". During his college days, Walton was sports director of Miami University's WMSR-AM and worked at the station with current Fox Sports host Chris Rose and current St. Louis Blues broadcaster Chris Kerber.



MIKE VOGEL **WashingtonCaps.com Senior** **Editor and Content Strategist**

Mike Vogel started covering the Capitals at the outset of the 1995-96 season and is now beginning his 19th season of covering hockey in Washington. He has been in his current position with WashingtonCaps.com since the start of the 1999-00 season.

In addition to providing most of the written content on the team's official website, Vogel has hosted the longest continuously running podcast in the NHL, Capitals Report, which debuted in March of 2002. Vogel also hosts Pre-Cap, the Caps' official pre-game podcast and Two-Man Advantage, the video pregame show for the Web and Verizon Center. Pre-Cap began its run at the outset of the 2005-06 season and 'Two-Man Advantage' debuted in 2007-08.

Vogel hosts an interview segment on the Capitals' television show, 'Caps Red Line,' and has contributed color analysis to the team's road pre-season games since 2003.

A native of Lansing, Michigan, Vogel grew up in the greater Boston and Chicago areas. He received his bachelor's degree from Northwestern University.



KEN SABOURIN **Radio Analyst**

Ken Sabourin returns to the Capitals' broadcast team for his 11th year providing insightful analysis for radio coverage of home games. Sabourin joined the team in 2002-03.

A player for five years in the NHL and a defenseman for Washington during the 1990-91 and '91-92 campaigns, Sabourin retired from professional hockey following the 1998-99 season. In 74 games with Washington and Calgary, the native of Scarborough, Ontario, recorded two goals and eight assists, including five points in 28 games for the Capitals in 1990-91. In 47 games over his two seasons with Washington, Sabourin recorded one goal and four assists while registering 129 penalty minutes. While playing for Calgary in 1988-89, Sabourin appeared in one playoff game en route to the Flames' Stanley Cup title.

Drafted by Calgary in the second round (33rd overall) of the 1984 Entry Draft, Sabourin continued his hockey involvement following his playing career by serving as an analyst for the Sunshine Network's coverage of the now-defunct Orlando Solar Bears of the International Hockey League. He remains active in area youth hockey and with the Capitals alumni group.

BROADCAST PARTNERS



Washington, D.C.

Located in the heart of the nation's capital, Verizon Center is surrounded by an assortment of political, cultural, educational and social attractions. With more free attractions than any other U.S. city, Washington, D.C., is one of the most popular tourist sites in the world. Hockey fans can stroll through the city, relax on the Mall, visit the White House, Capitol Hill or any of the numerous monuments, museums and memorials.

Getting Around

The District of Columbia offers one of the nation's finest means of public transportation, the Metro. The Metro system is a clean, convenient way to access all parts of the city and some outlying suburbs.

Metro consists of five color-coded lines, all of which stop at points within walking distance of Verizon Center. The red, yellow and green lines deliver passengers to the Gallery Place/Chinatown station (at the corner of 7th and F Streets), just steps from the front entrance of Verizon Center, while the red, blue and orange lines stop at nearby Metro Center.

Monuments, Memorials and Museums

Capital Children's Museum, 800 Third Street, NE
Jefferson Memorial, 15th Street, NW
National Air and Space Museum, 6th St. and Independence Ave., NW
National Museum of African Art, 950 Independence Avenue, SW
National Museum of American History, 14th St. and Constitution Ave., NW
National Portrait Gallery, 8th and F Streets, NW
National Zoo, 3000 block of Connecticut Avenue
Newseum, 555 Pennsylvania Ave., NW
Library of Congress, 101 Independence Avenue, SE
U.S. Holocaust Museum, 14th Street, NW
White House, 1600 Pennsylvania Avenue, NW


Restaurants

Austin Grill, 750 E Street, NW
B. Smith's, Union Station, 50 Mass. Ave., NE
*Capital Grille, 601 Pennsylvania Ave., NW
*Chop House, 7th and F Streets, NW
*Clydes, 7th and G Streets, NW
*ESPN Zone, 555 12th St., NW
Fado Irish Pub, 808 7th St., NW
Gordon Biersch, 9th and G Streets, NW
Grand Slam Sports Bar, 1000 H St., NW
*Greene Turtle, 601 F St., NW
*Hooters, 825 7th St., NW
Hunan Chinatown, 7th & H Streets, NW
Legal Seafood, 7th and G Streets, NW
Maggiano's, 5333 Wisconsin Ave., NW
Zola, 800 F Street, NW

Overnight Accommodations

Grand Hyatt, 1000 H Street, NW, 202.582.1234
*Hilton Garden Inn, 815 14th St., NW 202.783.7800
Hotel Monaco, 700 F Street, NW, 202.628.7177
JW Marriott, 1331 Pennsylvania Avenue, NW, 202.393.2000
Mayflower, 1127 Connecticut Avenue, NW, 202.347.3000
Ritz Carlton, 22nd and M Streets, NW, 202.835.0500
Red Roof Inn, 500 H Street, NW, 202.289.5959
Washington Marriott, 1221 22nd Street, NW, 202.872.1500

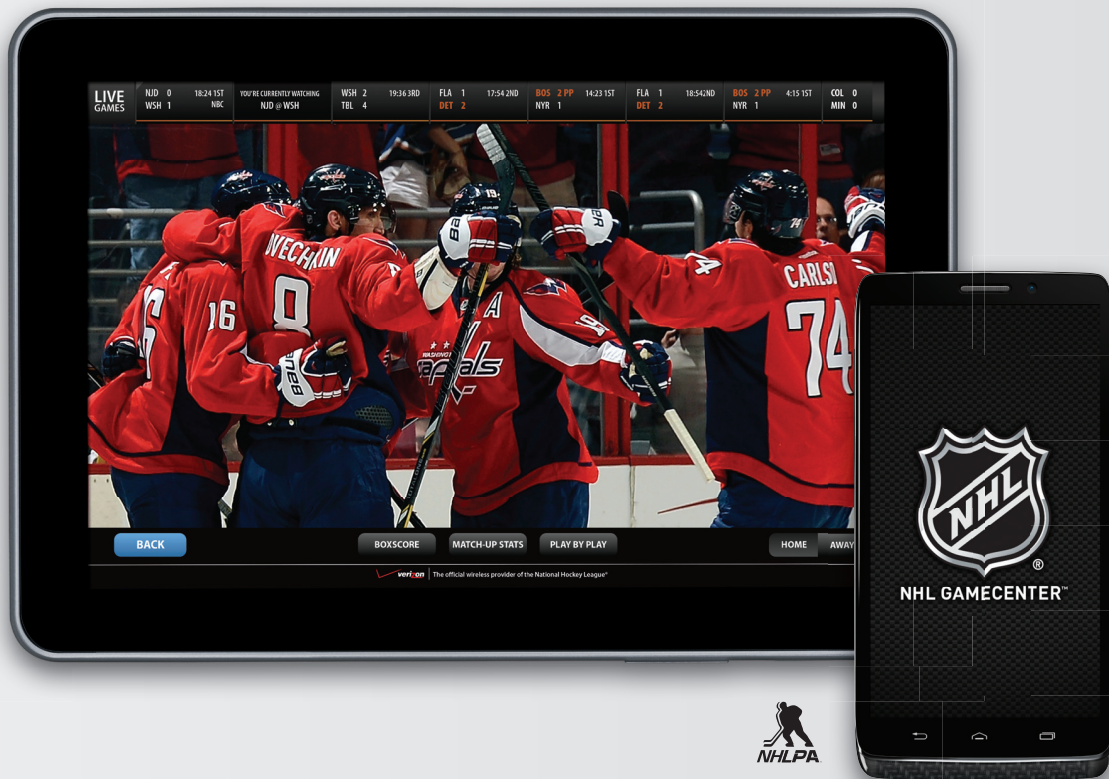
*Capitals Recommended





With NHL GameCenter™ Premium, **NEVER BE WITHOUT HOCKEY.**

NHL GameCenter™ Premium on Verizon gives you access to exclusive Verizon content like Live NBC National Games with extra camera angles, NBC's Inside the Glass, and NHL On The Fly™ wherever you are. Never being without hockey. That's Powerful.



Get a Free Premium upgrade
on all Verizon tablets and
4G LTE smartphones.
Only on Verizon.

NHL GAMECENTER™ PREMIUM 

