



2013*14

MEDIA GUIDE

DEHARD FAN & PROUD PARTNER OF THE TORONTO MAPLE LEAFS




TORONTO MAPLE LEAFS 2013-14 SCHEDULE

SUN	MON	TUE	WED	THU	FRI	SAT
OCTOBER		1 MTL ** 7:00 CBC	2 PHI ** 7:30 TSN	3	4	5 OTT * 7:00 CBC
6	7	8 COL * 7:00 TSN	9	10 NSH * 8:00 LTV	11	12 EDM ** 7:00 CBC
13	14	15 MIN ** 7:00 RSN	16	17 CAR * 7:00 LTV	18	19 CHI * 7:00 CBC
20	21	22 ANA ** 7:00 RSN	23	24	25 CBJ * 7:00 LTV	26 PIT ** 7:00 CBC
27	28	29 EDM * 9:00 RSN	30 CGY ** 8:00 TSN	31		

NOVEMBER					1	2 VAN ** 7:00 CBC
3	4	5	6	7	8 NJD ** 7:30 TSN	9 BOS * 7:00 CBC
10	11	12	13 MIN * 7:30 TSN	14	15 BUF * 7:00 RSN	16 BUF ** 7:00 CBC
17	18	19 NYI ** 7:00 RSN	20	21 NSH * 7:00 LTV	22	23 WSH * 7:00 CBC
24	25 CBJ * 7:00 RSN	26	27 PIT * 7:30 TSN	28	29 BUF ** 7:30 LTV	30 MTL ** 7:00 CBC

DECEMBER						
1	2	3 SJS ** 7:00 RSN	4	5 DAL * 7:00 LTV	6	7 OTT * 7:00 CBC
8 BOS ** 7:00 LTV	9	10	11 LAK ** 7:30 TSN	12 STL * 8:00 LTV	13	14 CHI * 7:00 CBC
15	16 PIT * 7:00 RSN	17 FLA * 7:00 LTV	18	19 PHX ** 7:00 TSN	20	21 DET * 7:00 CBC
22	23 NYR ** 7:00 RSN	24	25	26	27 BUF ** 7:30 TSN	28
29 CAR * 7:00 LTV	30	31				

JANUARY				1  DET * 1:00 CBC	2	3	4 NYR * 7:00 CBC
5	6	7 NYI * 7:00 TSN	8  BOS * 7:00 RSN	9 CAR * 7:00 RSN	10 WSH ** 7:00 LTV	11	
12 NJD * 7:00 LTV	13	14 BOS * 7:00 RSN	15 BUF * 7:30 TSN	16	17	18 MTL ** 7:00 CBC	
19	20 PHX * 8:00 LTV	21 COL ** 9:00 RSN	22	23 DAL * 8:00 TSN	24	25 WPG ** 7:00 CBC	
26	27	28 TBL ** 7:00 TSN	29	30 FLA * 7:00 RSN	31		

FEBRUARY							1	OTT ** 7:00 CBC	
2	3	4	FLA * 7:30 RSN	5	6	TBL ** 7:30 LTV	7	8	VAN * 6:00 CBC
9	10	11		12	13		14	15	
16	17	18		19	20		21	22	
23	24	25		26	27	NYI * 7:00 RSN	28		

MARCH							1	MTL ** 7:00 CBC	
2	3	CBJ * 7:00 RSN	4	5	NYR ** 7:00 TSN	6	7	8	PHI * 7:00 CBC
9	10	ANA ** 10:00 LTV	11	12	SJS * 10:30 RSN	13	14	15	LAK * 10:30 TSN
16	17	WSH ** 3:00 RSN	18	19	DET * 7:30 RSN	20	21	22	MTL * 7:00 CBC
23	24	NJD ** 7:00 LTV	25	26	STL ** 7:00 RSN	27	28	29	PHI ** 7:00 RSN
30	31								DET ** 7:00 CBC

APRIL		1 CGY ** 7:00 RSN	2	3 BOS ** 7:30 TSN	4	5 WPG * 7:00 CBC
6	7	8 TBL ** 7:30 RSN	9	10 FLA ** 7:30 LTV	11	12 OTT ** 7:00 CBC
13	14	15	16	17	18	19

*All Times Eastern

LTV - LEAFS TV (17 Games)	TSN (17 Games)	RSN - SPORTSNET ONTARIO (23 Games)	CBC (25 Games)
SPORTSNET 590 THE FAN * (41 Games)		TSN RADIO 1050 TORONTO ** (41 Games)	

HOME GAMES

ROAD GAMES

OLYMPIC BREAK



TORONTO MAPLE LEAF HOCKEY CLUB

50 BAY STREET, SUITE 500 TORONTO, ON M5J 2L2
(416) 815-5700
mapleleafs.nhl.com / tmlmediainfo.com / @MapleLeafs / @LeafsPR



Editors:

Editorial Contributions:

Publisher:

Graphic Design and Layout:

Player Photos and Headshots:

Staff Headshots:

Archival Photos:

Uniform Illustrations:

NHL Archives:

Craig Downey, Aaron Gogishvili, Pat Park
Ian Meagher, MLSE Design Group (Jaclyn Campbell,
Lindsay Carter, Matt Coyle), Mike Ferriman, John Iaboni,
Jamie Deans, Abby Albino, Connor Stevens
Toronto Maple Leaf Hockey Club
PixellFox (Marnie van der Laan)
Graig Abel Photography, Getty Images
Ron Turenne
Hockey Hall of Fame (Craig Campbell)
Andrew M. Greenstein
Julie Young, Jennifer Moad

Special thanks to Bob Waterman and Randy Robles of Elias Sports Bureau.



Graphic Design by
Marnie van der Laan
www.pixellfox.com info@pixellfox.com



Printing by Spalding Creative
Communications Inc.

LEAFS MANAGEMENT

Leafs 2013-14 Schedule	IFC
Contents	2
Directory	4
Board of Directors	7
Lawrence M. Tanenbaum, O.C.	8
Timothy J. Leiweke	10
Executive Management Team	11
David Nonis	13
Randy Carlyle	14
Hockey Operations	16
Scouting Staff	23
Hockey Staff & MLSE Communications	24
Corporate Responsibility Department	25
Community & Sport Partnerships Team	25
MLSE Foundation Team	25
In the Community	26
Lupe's Troops	30
Alumni Association	32

THE PLAYERS

Jonathan Bernier	38
Dave Bolland	40
Tyler Bozak	42
T.J. Brennan	44
David Clarkson	46
Joe Colborne	48
Cody Franson	50
Mark Fraser	52
Jake Gardiner	54
Carl Gunnarsson	56
Korbinian Holzer	58
Nazem Kadri	60
Phil Kessel	62
Nikolai Kulemin	66
John-Michael Liles	68
Joffrey Lupul	70
Jay McClement	74
Frazer McLaren	76
Colton Orr	78
Dion Phaneuf	80
Paul Ranger	84
James Reimer	86
James van Riemsdyk	88
Spencer Abbott	90
Carter Ashton	91
Tyler Biggs	92
Jesse Blacker	93
Troy Bodie	94
David Broll	95
Sam Carrick	96
Andrew Crescenzi	97
Jerry D'Amigo	98
Jamie Devane	99
Christopher Gibson	100
Petter Granberg	101
Josh Leivo	102
Drew MacIntyre	103
Andrew MacWilliam	104
Kevin Marshall	105

Greg McKegg	106
Stuart Percy	107
Brad Ross	108
Kenny Ryan	109
Trevor Smith	110
Garret Sparks	111
Players in the System	112
2013-14 Player Personnel	116
All-Time Draft Choices	118

2012-13 REVIEW

Game-By-Game Results	124
Player Game-By-Game Results	126
2012-13 Transactions	130
Individual Records	132
Team Records	133
Regular Season Statistics	134
Shootout Statistics	135
Last Time The Maple Leafs	136
Miscellaneous Statistics	138
NHL Team Standings/League Leaders	139

OPPONENTS

Leafs vs. Anaheim Ducks	142
Leafs vs. Boston Bruins	143
Leafs vs. Buffalo Sabres	144
Leafs vs. Calgary Flames	145
Leafs vs. Carolina Hurricanes	146
Leafs vs. Chicago Blackhawks	147
Leafs vs. Colorado Avalanche	148
Leafs vs. Columbus Blue Jackets	149
Leafs vs. Dallas Stars	150
Leafs vs. Detroit Red Wings	151
Leafs vs. Edmonton Oilers	152
Leafs vs. Florida Panthers	153
Leafs vs. Los Angeles Kings	154
Leafs vs. Minnesota Wild	155
Leafs vs. Montreal Canadiens	156
Leafs vs. Nashville Predators	157
Leafs vs. New Jersey Devils	158
Leafs vs. New York Islanders	159
Leafs vs. New York Rangers	160
Leafs vs. Ottawa Senators	161
Leafs vs. Philadelphia Flyers	162
Leafs vs. Phoenix Coyotes	163
Leafs vs. Pittsburgh Penguins	164
Leafs vs. St. Louis Blues	165
Leafs vs. San Jose Sharks	166
Leafs vs. Tampa Bay Lightning	167
Leafs vs. Vancouver Canucks	168
Leafs vs. Washington Capitals	169
Leafs vs. Winnipeg Jets	170
NHL Team Directories	172

HISTORY

A Brief History of the Toronto Maple Leaf Hockey Club	176
Records Year-By-Year	180
All-Time Record vs. NHL	181
Opening Night History	182
All-Time Home & Road Records	184

Leadership	185
All-Time Regular Season Scoring & Game Results	186
All-Time Player Roster	282
All-Time Goaltender Roster	294
Goaltending Records	296
All-Time Scoring Leaders	299
Individual Leaders By Year	300
All-Time Stats Leaders	302
Team Records (Season)	306
Team Records (Game)	308
Team Records (Period)	310
Individual Records (Career)	311
Individual/Goaltending Records (Career)	312
Individual Records (Season)	313
Individual/Goaltending Records (Season)	314
Individual Records (Game/Period)	315
Individual/Goaltending Rookie Records	316
All-Time Hat Tricks	318
All-Time Opponents Hat Tricks	322
All-Time Penalty Shots	326
All-Time Shootout Results	328
Game-By-Game Overtime Results	330
Wins With 10 or More Goals	334
Largest Margins of Defeat (Since 1981)	335
Team Streaks & Records For Toronto Franchise	336
Postponed/Rescheduled Games	338
Consecutive Games vs. Same Opponent In Same Venue	338
Holiday Game Records	339
All-Time Player Transactions	340
This Date in Leafs History	348
Conn Smythe Trophy	351
Trophy Winners	352
NHL Awards	354
All-Star Game Participation	355
All-Stars	356
All-Time Sweater Numbers	358
Hockey Hall of Fame Inductees	362
Recent Maple Leaf Inductees	365
Uniform History	366
Maple Leaf Gardens	370
Arena Gardens	371

MAPLE LEAFS FOREVER

The Story Behind The Leafs Honoured Numbers	376
Syl Apps	378
George Armstrong	379
Irvine "Ace" Bailey	380
Bill Barilko	381
Johnny Bower	382
Walter "Turk" Broda	383
Frank "King" Clancy	384
Wendel Clark	385
Charlie Conacher	386
Clarence "Hap" Day	387
Doug Gilmour	388
Tim Horton	389

Leonard "Red" Kelly	390
Ted "Teeder" Kennedy	391
Frank Mahovlich	392
Borje Salming	393
Darryl Sittler	394
Mats Sundin	395
Top 25 Leafs of All-Time	396

PLAYOFF HISTORY

Leafs vs. Bruins (2013 Playoffs)	401
All-Time Playoff Scoring & Game Results	402
All-Time Playoff Record by Team	426
Summary of Toronto Franchise Playoff Series	429
All-Time Playoff Player Roster	430
All-Time Playoff Goaltender Roster	437
Individual Playoff Leaders by Year	438
All-Time Playoff Shutouts	440
All-Time Playoff Scoring Leaders	441
All-Time Playoff Overtime Results	442
Team Playoff Records (Series)	444
Team Playoff Records (Game)	446
Team Playoff Records (Period)	447
Individual Playoff Records (Career)	448
Individual Playoff Records (Season)	449
Individual Playoff Records (Series)	450
Individual Playoff Records (Game)	451
Individual Playoff Records (Period)	452
Miscellaneous Playoff Statistics	453

STANLEY CUP CHAMPIONSHIPS

1918 Stanley Cup Champions	456
1922 Stanley Cup Champions	457
1932 Stanley Cup Champions	458
1942 Stanley Cup Champions	459
1945 Stanley Cup Champions	460
1947 Stanley Cup Champions	461
1948 Stanley Cup Champions	462
1949 Stanley Cup Champions	463
1951 Stanley Cup Champions	464
1962 Stanley Cup Champions	465
1963 Stanley Cup Champions	466
1964 Stanley Cup Champions	467
1967 Stanley Cup Champions	468
Statistics in Stanley Cup Final	469

MEDIA INFORMATION

General Media Information	472
Air Canada Centre	473
Maple Leaf Square	476
MasterCard Centre for Hockey Excellence	478
2013-14 NHL Directory	479
NHL Hockey Operations	480
2013-14 Critical Dates	482
How To Figure	484
Leafs TV/MapleLeafs.com	485
On-Air Broadcast Team Bios	486

MAPLE LEAF SPORTS & ENTERTAINMENT LTD.

50 Bay Street, Suite 500, Toronto, ON, M5J 2L2..... Website: www.theaircanadacentre.com

Board of Directors

George Cope, Dale Lastman (Alternate NHL Governor), Nadir Mohamed, Edward Rogers, Larry Tanenbaum, O.C. (Chairman of the Board and NHL Governor), Mary Ann Turcke

Maple Leaf Sports & Entertainment

Chairman, NHL Governor Larry Tanenbaum, O.C.
 Alternate NHL Governor Dale Lastman
 President & Chief Executive Officer, Alternate NHL Governor Tim Leiweke
 Alternate NHL Governor David Nonis
 Chief Financial Officer Ian Clarke
 Chief Facilities & Live Entertainment Officer Bob Hunter
 Chief Commercial Officer Dave Hopkinson
 Chief Legal & Development Officer Peter Miller
 Vice President, Global Partnerships Jeff Deline
 Vice President, Marketing & Communications Shannon Hosford
 Vice President, Sales & Service Tom Pistore
 Senior Vice President, Finance Kevin Nonomura
 Vice President, Technology Sasha Puric
 Vice President, Live Entertainment Wayne Zronik
 President, General Manager, Toronto Raptors Masai Ujiri

MAPLE LEAF SPORTS & ENTERTAINMENT LTD.

Phone: (416) 815-5700 Team Website: www.mapleleafs.com

Maple Leafs Management

Senior Vice President and General Manager David Nonis
 Vice President of Hockey Operations, General Manager, Marlies Dave Poulin
 Vice President, Assistant General Manager Claude Loiselle
 Senior Advisor to the GM Cliff Fletcher
 Head Coach Randy Carlyle
 Assistant Coaches Greg Cronin, Chris Dennis,
 Dave Farrish, Scott Gordon
 Goaltending Coach Rick St. Croix
 Strength and Conditioning Coordinator Anthony Belza
 Manager, Team Services Dave Griffiths
 Director, Hockey and Scouting Administration Reid Mitchell
 Director of Player Development Jim Hughes
 Player Development Coordinator Bobby Carpenter
 Player Development Advisor Steve Staios
 Sports Psychologist Dana Sinclair
 Video Coordinator Adam Jancelewicz
 Director of Amateur Scouting Dave Morrison
 Director of Pro Scouting Steve Kasper
 Pro Scouts Rob Cowie, Mike Penny, Tom Watt
 Amateur Scouts Scott Carter, Gary Harker, John Lilley, Garth Malarchuk, Mike Palmateer,
 Allan Power, George Armstrong, Pierre Rioux, Roy Stasiuk,
 Pat Dapuzzo, John McMorow, Dave Shiyak, Daryl Stanley, Bud Stefanski
 European Scouts Thommie Bergman, Joe Gibbs, Peter Ihnacak, Nikolai Ladygin, Jari Gronstrand
 Community Representatives Wendel Clark, Darryl Sittler
 Executive Assistant, Hockey Operations Sandi Dunn

Maple Leafs Medical and Training Staff

Head Athletic Therapist Paul Ayotte
 Athletic Therapist Marty Dudgeon
 Massage Therapist Todd Bean
 Equipment Manager Brian Papineau
 Assistant Equipment Managers Tom Blatchford, Bobby Hastings
 Medical Director, Maple Leafs and Marlies Dr. Noah Forman
 Orthopedic Consultant Dr. John Theodoropoulos
 Team Dentists Dr. Marvin Lean, Dr. Charles Goldberg

Maple Leafs Communications

Director, Media Relations Pat Park
 Manager, Media Relations Craig Downey
 Coordinator, Media Relations Aaron Gogishvili
 Director, Corporate Communications Jamie Deans
 Assistant, Corporate Communications Abby Albino
 Senior Audio Engineer & Venue Technology Operations Supervisor Courtney Ross
 Team Photographer Graig Abel
 Alumni Coordinator Drew Rogers

Corporate Responsibility

Senior Director, Corporate Responsibility & Executive Director, MLSE Foundation Michael Bartlett

Community & Sport Partnerships

Director, Community & Sport Partnerships David De Freitas
 Manager, Community & Player Engagement Kristina Flynn
 Manager, Sport Development Melanie Gerin-Lajoie
 Coordinator, Community & Player Engagement Jason Schwabe
 Coordinator, Sport Partnerships Rebecca Davies
 Coordinator, Hockey Development Greg Schell

MLSE Foundation

Manager, Community Development & Fundraising Tanya Mruk
 Associate Manager, Community Development Bridgette Estrela
 Specialist, Event Operations James King
 Specialist, In Arena Fundraising & Partnerships Shellie Thomas
 Coordinator, Community Partnerships Kayla Foster
 Coordinator, Event Operations Nilesh Chauhan
 Coordinator, Sales & Service Shelby Weaver

Maple Leafs Game Presentation

Director, Game Presentation Mike Ferriman
 Coordinators, Game Presentation Taylor Dean, Fraser Gillan
 Assistants, Game Presentation Leanne Allicock, Brittney Coggins

Air Canada Centre

General Manager, Air Canada Centre Operations Vince Bozzo
 Senior Director, Sales Tom McDonald
 Senior Director, Sales Mike Cosentino
 Senior Director, Service Kristy Fletcher
 Senior Director, Global Partnerships Chris Shewfelt
 Senior Director, Global Partnerships Jordan Vader
 Senior Director, Media Sales Anthony Attard
 Senior Director, Marketing (Leafs & Marlies) Reid Black
 Senior Director, Corporate Responsibility Michael Bartlett
 Senior Director, Marketing John McCauley
 Senior Director, Communications Dave Haggitt
 Senior Director, Air Canada Centre Food & Beverage Robert Bartley
 Director, Marketing Services Caroline Wright
 Associate Counsel Darren Kirkwood
 Associate Counsel Astrid Zimmer
 Director, Food and Beverage/Retail Finance Alldrick Britto
 Director, Merchandise and Retail Operations Jeff Budway
 Director, Security & Personnel Michael Burns
 Director, Quick Service & Catering Doug Collier
 Director, Ticket Sales Billy Cranney
 Director, Labour Relations and Health and Safety Les Fisher
 Director, Internal Audit Steve Greenidge
 Director, Payroll Randi Jakobsen
 Director, Building Operations & Project Management Bryan Leslie
 Director, People Owen Mason
 Director, Executive Suites Sales & Service Martin Mui
 Director, Executive Suite Sales Lloyd Oliver
 Directors, Finance Andrea Cromie, Damien Hall
 Director, Venue Programming Tricia Silliphant
 Director, Live Event Operations & Production Jim Steele
 Director, CRM & Research Neda Tabatabaie

Television and Radio Broadcast Information

Senior Director, Content and Broadcast	Frank Hayward
Director, Business Development	Aaron Lafontaine
Director, Broadcast and Network Operations	Dale Taylor
Director, Content Engineering	Ed Holmes
Director, Networks Production and Programming	Peter Papulkas
Senior Producer, Broadcast and Networks	Mark Askin
Associate Producer, Content and Broadcast	Amy Shields
Executive Assistant	Pina Dell'Anno
Manager, Content and Broadcast	Chris Clarke
Manager, Networks Programming	Sara Neale
Manager, Networks Production	Jamie Arnold
Manager, Operations and Facilities	Tom Domanski
Manager, Broadcast Resources	Tanya Dalla-Nora
Producer, Networks	Scott Wallace, Amanda Da Ponte, Chris McWade
Associate Producers, Networks	David Leiter, Nicole Burns, Chris Phillips, Heather Cairns
Talent, Leafs TV	Joe Bowen, Paul Hendrick, Jon Abbott, Bob McGill, Greg Millen
Radio, Play-By-Play	Joe Bowen, Jon Abbott (mid-week)
Radio, Analyst	Jim Ralph
Television Play-By-Play	Joe Bowen (mid-week)
Television Analysts	Bob McGill, Greg Millen
Senior Director, Marketing	John McCauley
Executive Producer	Michael Gelfand
Producer	Ashley Boland
Manager, Production	Mike Brock
Manager, Digital Content and Social Media	Jonathan Sinden
Community Manager, Toronto Maple Leafs	Matthew Iaboni
Manager, Digital Production	Mike Ball
Producer, Digital Production	Anthony Laksmana
Senior Writer, Digital	Mike Ulmer

Team Information

Arena	Air Canada Centre
First Game – Air Canada Centre	February 20, 1999
Capacity	18,819
Team Colours	Blue and White

Board of Directors



LAWRENCE M. TANENBAUM, O.C.

Kilmer Sports Inc.
Chairman of the Board
NHL Governor



GEORGE COPE
BCE and
Bell Canada



DALE LASTMAN
Goodmans LLP
Alternate
NHL Governor



NADIR MOHAMED
Rogers
Communications Inc.



EDWARD ROGERS
Rogers
Communications Inc.



MARY ANN TURCKE
Bell Canada

On December 9, 2011, the Ontario Teachers' Pension Plan announced it had reached an agreement to sell its 79.53% ownership share in Maple Leaf Sports & Entertainment (MLSE) to Bell Canada and Rogers Communications Inc. The transaction officially closed August 22, 2012, with Bell and Rogers Communications Inc. both owning 37.5% of MLSE. As part of the transaction, MLSE Chairman and President of Kilmer Sports Inc., Lawrence M. Tanenbaum, O.C., increased his ownership stake in MLSE from 20 to 25%. Tanenbaum will continue to serve as MLSE's Chairman, a post he has held since 2003.



MAPLE LEAF SPORTS + ENTERTAINMENT



LAWRENCE M. (LARRY) TANENBAUM, O.C.
 Chairman of the Board,
 Maple Leaf Sports & Entertainment
 NHL Governor, Toronto Maple Leaf Hockey Club

Larry Tanenbaum was appointed Chairman of Maple Leaf Sports & Entertainment in July 2003. He also serves as a Governor of the NBA for the Toronto Raptors, of the NHL for the Toronto Maple Leafs and of Major League Soccer for Toronto FC. Toronto FC is the latest addition to the MLSE sports family, and began play in spring 2007 at the new 21,000 seat BMO Field located on the Exhibition grounds.

Mr. Tanenbaum was the primary force in bringing an NBA franchise to Toronto. In the early 1990's, Tanenbaum attempted to move established NBA clubs to Toronto and then, as head of the Palestra Group, he initiated the expansion process that opened the eyes of the NBA to Canada. Although he was unsuccessful in being awarded the initial expansion franchise, Tanenbaum established himself in NBA circles and the city as a legitimate NBA home.

In 1996, Mr. Tanenbaum acquired an interest in the Toronto Maple Leafs of the National Hockey League and Maple Leaf Gardens, Limited (now Maple Leaf Sports & Entertainment). With MLG's purchase of the Raptors and Air Canada Centre in February 1998, Tanenbaum fulfilled his goal of NBA and NHL ownership in Toronto under the same group.

In 2000, Mr. Tanenbaum was appointed to the Planning Committee of the NBA Board of Governors, a group that charts the course of future direction for the league. He also serves on the Advisory/Finance Committee - the senior most committee of the NBA Board of Governors which considers and makes recommendations to the Board concerning a wide range of financial and league business matters.

Mr. Tanenbaum is Chairman and Chief Executive Officer of Kilmer Van Nostrand Co. Limited (Kilmer). Under his direction, Kilmer developed into a multi-faceted construction operation with operating divisions covering road building and paving, ready-mix concrete, aggregates, heavy construction, trucking and pipe manufacturing. Kilmer's road building, paving and aggregates operations were conducted through Kilmer's wholly owned subsidiary, The Warren Paving & Materials Group Limited. Mr. Tanenbaum served as Chairman of Warren, which, until its merger with Lafarge North America, was Canada's largest asphalt paving company. In December 2000 Warren was merged into Lafarge North America Inc., North America's largest diversified construction materials company and supplier of cement, aggregates and concrete, and other materials for residential, commercial, institutional and public works construction in the United States and Canada. As a result of this merger, Kilmer became a significant shareholder in Lafarge, and Mr. Tanenbaum served on the Board and chaired its Finance Committee until the 2006 buyout by its parent company, Lafarge SA of France.

Today, Kilmer's roots in construction are expressed through innovative real estate development and leading edge public private partnership (P3). Its Kilmer Brownfield Equity Fund reclaims contaminated land in the urban context, through sophisticated risk management and optimizing for highest and best use. Its Kilmer Developments is

currently managing three P3's: The Quickload CEF in Prince Rupert, B.C.; the 23 Ontario Highway Service Centre locations under the ONroute banner, in partnership with HMS Host and Canadian Tire; and the design, finance and construction of the 2015 Pan Am Games Athletes' Village, in partnership with Dundee.

Kilmer also has significant investments in various sports-related entities, including Insight Sports Ltd, which is a leading sports media company involved in the creation, production and broadcasting, on all platforms, of sports and related lifestyle content. Insight Sports holds equity positions in Canadian specialty television services including The NHL Network and owns and/or operates the World Fishing Network (WFN) and Game TV. In 2003, through Plaza Gaming and Entertainment, Kilmer invested in the charitable gaming industry in Canada. Through its operations in Ontario, Plaza's facilities raise over \$40 million per year for local municipal charities.

In addition, Mr. Tanenbaum serves as Chairman of Kilmer Capital Partners, a private equity investment fund, which provides equity capital to small to mid-market companies, and is dedicated to building leading companies in partnership with management. Kilmer Capital's portfolio includes Unisync Group Ltd., Altasciences Inc., Coalision, Tribal Sportswear, Atelka and Compact Power.

Mr. Tanenbaum served as National Revenue Chair of the Liberal Party of Canada during Prime Minister Paul Martin's term of office. He currently serves as a member of the Ontario Investment and Trade Advisory Council, the Advisory Council, Toronto Board of Trade and recently served as a member of the Toronto Prosperity Initiative. He has also served on the Independent Fiscal Review Panel of the City of Toronto and the Mayor's Economic Competitiveness Advisory Committee of the City of Toronto.

Mr. Tanenbaum's involvement in Community Associations includes the following: Vice-Chairman, Board of Directors, Mount Sinai Hospital - a tertiary care teaching hospital associated with the University of Toronto; Co-Chairman of the Research Board for the Lunenfeld-Tanenbaum Research Institute; Member, Board of Directors, Brain Canada; Member, University Council, Cornell University; Member, Advisory Board, Baycrest Centre for Geriatric Care; Member of the Advisory Board, Montreal Neurological Institute; Member, Dean's Advisory Council, Schulich School of Business, York University; Founding Board Member, Right to Play; Founding Member, Centre for Israel and Jewish Affairs; and Co-Chair, Tomorrow Campaign (UJA).

In recognition of his contributions in the areas of business, philanthropy, and volunteerism, Mr. Tanenbaum was appointed an Officer of the Order of Canada on October 25, 2007. The Order of Canada is the centrepiece of Canada's honors system and represents its highest civilian award.

In June, 2012 Mr. Tanenbaum was awarded an honorary degree of Doctor of Laws by the University of Toronto. He was inducted into the Ontario Road Builders' Hall of Fame in February, 2013.

Mr. Tanenbaum has a Bachelor of Science degree in Economics from Cornell University (1968).



TIMOTHY J. LEIWEKE

President & CEO

Maple Leaf Sports & Entertainment

Alternate NHL Governor, Toronto Maple Leaf Hockey Club

Tim Leiweke was named President and Chief Executive Officer of Maple Leaf Sports & Entertainment (MLSE) on April 26, 2013. Leiweke brings more than 30 years of sports and entertainment experience to MLSE, having been deeply involved in the growth and development of the NHL, NBA and MLS.

Leiweke joins MLSE after 17 years with AEG, one of the leading sports and entertainment presenters in the world. In 2013, he ranked fifth on the Sports Business Journal's 50 Most Influential People in Sports Business and eighth on Billboard's 100 Most Powerful Music Industry Executives - the only President & CEO to rank on both lists.

One of Leiweke's first moves upon officially taking the reins at MLSE on June 3, 2013, was hiring the 2012-13 NBA Executive of the Year, Masai Ujiri as President and General Manager, Basketball Operations of the Toronto Raptors.

In his time at AEG, Leiweke led the acquisition or merger of more than 60 divisions and companies to help create a global live entertainment organization capable of developing, producing, promoting, marketing and managing sports and entertainment programming in both facilities owned and operated by AEG, as well as other venues.

Leiweke guided the \$150 million, 85-acre development of StubHub Center (formerly The Home Depot Center), built on the campus of California State University Dominguez Hills in Carson, California. The Center - the largest-ever private investment in amateur athletics - is the home to the Los Angeles Galaxy and Chivas USA and has been designated an official U.S. Olympic and Paralympic Training Site as well as the USTA's High Performance Training Center and the U.S. Soccer Federation's team training and Athletes' Performance training center.

It was under Leiweke's vision and executive guidance that the four million square foot, \$2.5 billion L.A. LIVE complex was built in downtown Los Angeles, adjacent to the STAPLES Center and the Los Angeles Convention Center. The AEG-operated development features a 2,300-capacity live music venue, a 7,100-seat live theatre and a 54-story, 1001-room convention destination featuring the Ritz-Carlton, Los Angeles and JW Marriott L.A. LIVE. In 2011, AEG introduced AXS Ticketing, the first phase of its new entertainment platform serving as the company's primary consumer brand which will also feature mobile and video content services. In 2012, AEG formed a partnership with HDNet, Ryan Seacrest Productions and CAA, to launch AXS TV, a new linear cable channel focusing on live entertainment and lifestyle programming.

In addition to the Los Angeles Kings and LA Galaxy, AEG Sports shares ownership of additional professional sports franchises such as the Houston Dynamo (MLS), the Manchester (New Hampshire) Monarchs (AHL), the Ontario Reign (ECHL), and three professional ice hockey teams in Europe. During Leiweke's time at AEG, he fostered a culture of winning which saw his teams claim 11 championships, most recently being the 2012 Stanley Cup Champion Los Angeles Kings and the 2011 and 2012 MLS Cup Champion LA Galaxy.

Prior to moving to Los Angeles to join the Los Angeles Kings in 1996, Leiweke served as President and CEO for U.S. Skiing. Previously, he was President of the Denver Nuggets (1991-95) and played an important role in the negotiations around the relocation of the Quebec Nordiques to Colorado and helped guide the initial development and design of the Pepsi Center.

The first employee hired by the Minnesota Timberwolves in 1988, Leiweke spent two seasons as Vice President for the NBA franchise and was responsible for dealing with naming rights, marketing and sales for all events at the Target Center.

Leiweke's career in sports administration began in 1979 in his hometown as the assistant General Manager of the Major Indoor Soccer League's St. Louis Steamers. The following year, at the age of 24, he became the youngest General Manager in professional sports with the Baltimore Blast of the MISL. He became Vice President and General Manager of the MISL's Kansas City Comets in 1981-82, and eventually became the club's President in 1986.

In each of the cities they have lived in, Tim and his wife, Bernadette, have been extremely active in the community, dedicating their time to a range of charitable causes and initiatives. As a result, Leiweke has been recognized by numerous organizations for his efforts. Among the honours he has received: the Spirit of Life Award (which raised nearly \$9 million in his name in January, 2010) from City of Hope, the Saint John's Hospital 2012 Corporate Leadership Award, the 2009 Global Corporate Leadership Award from the Asia Society Southern California, the Anti-Defamation League's 2007 Humanitarian Award, the Neil Bogart Memorial Fund's 2003 Children's Choice Award, Father of the Year by the American Diabetes Association and the Muscular Dystrophy Association's Man of the Year.

He has also been recognized for his contributions by organizations such as Para Los Niños, the Greater Los Angeles African American Chamber of Commerce, the Latin Business Association, the Korean American Federation and Special Olympics of Southern California. He is also a current member of the Boards of Directors for the 2015 Special Olympics World Summer Games and Visit California.

Tim and his wife reside in Toronto and have a daughter, Francesca.



Tim Leiweke
President &
Chief Executive Officer



Ian Clarke
Chief Financial Officer



Jeff Deline
Vice President,
Global Partnerships



Dave Hopkinson
Chief Commercial
Officer



Shannon Hosford
Vice President,
Marketing &
Communications



Bob Hunter
Chief Facilities &
Live Entertainment
Officer



Peter Miller
Chief Legal &
Development
Officer



David Nonis
Senior Vice President
& General Manager,
Toronto Maple Leafs



Kevin Nonomura
Senior Vice President,
Finance



Tom Pistore
Vice President,
Sales & Service



Sasha Puric
Vice President,
Technology



Masai Ujiri
President,
General Manager,
Toronto Raptors



Wayne Zronik
Vice President,
Live Entertainment

2014 WINTER CLASSIC

JANUARY 1, 2014 – MICHIGAN STADIUM "THE BIG HOUSE" (ANN ARBOR, MI)



DAVID NONIS



DAVID NONIS

Senior Vice President and General Manager

David Nonis was named the Senior Vice President and General Manager of the Toronto Maple Leafs on January 9, 2013. Nonis became the 15th General Manager in franchise history. Nonis originally joined the Maple Leafs organization as the Senior Vice President of Hockey Operations on December 6, 2008. In Nonis' first season as the Leafs' General Manager, the Blue and White earned a record of 26-17-5 and advanced to the playoffs. During the 2013 off-season, Nonis made some key moves through trades and free agency including acquiring goaltender Jonathan Bernier, as well as forwards Dave Bolland and David Clarkson.

Nonis, 47, worked in a management capacity for Canada's National Men's Team at two IIHF World Championships. In 2011 he was appointed the General Manager of Team Canada, and most recently served as the team's Assistant General Manager in 2012.

Prior to joining the Maple Leafs, Nonis was the Anaheim Ducks' Senior Advisor of Hockey Operations and held that position since June 20, 2008. In the previous four years he was the Senior Vice-President and General Manager of the Vancouver Canucks. He joined the Canucks in 1998 as Senior Vice-President, Director of Hockey Operations after serving four seasons as the National Hockey League's Manager of Hockey Operations. With the NHL, Nonis helped craft the 1994 Collective Bargaining Agreement and worked with the league's arbitration team, assisting clubs in preparing for arbitration, researching salaries and interpreting contract language.

A native of Burnaby, British Columbia, Nonis played hockey for the University of Maine where he served as captain for two seasons, leading his team to back-to-back NCAA championship tournaments and graduating with a B.A. in 1988. He played one season professionally in Denmark before returning to Maine in 1989 to serve on the coaching staff of his alma mater. He earned his M.B.A. from Maine in 1990 before joining the Vancouver Canucks staff that year working with corporate contracts, computer scouting and team services. Nonis became the Canucks' chief negotiator of player contracts and assumed responsibility for Vancouver's minor league affiliate agreement with the Manitoba Moose of the American Hockey League. He directed all areas of the Canucks' hockey operations department before being tapped as the ninth, and youngest-ever, General Manager of the club May 6, 2004.

Nonis was inducted into the Burnaby Sports Hall of Fame on February 28, 2013.

DAVID NONIS' RECORD AS A GENERAL MANAGER

		REGULAR SEASON								PLAYOFFS			
YEAR	TEAM	LGE	G	W	L	OTL	PTS	%	G	W	L	%	
2004-05	Vancouver	NHL							- NO NHL SEASON DUE TO WORK STOPPAGE -				
2005-06	Vancouver	NHL	82	42	32	8	92	.561	--	--	--	---	
2006-07	Vancouver	NHL	82	49	26	7	105	.640	12	5	7	.417	
2007-08	Vancouver	NHL	82	39	33	10	88	.537	--	--	--	---	
2012-13	Toronto	NHL	48	26	17	5	57	.594	7	3	4	.429	
	NHL TOTALS		294	156	108	30	342	.581	19	8	11	.421	



RANDY CARLYLE
Head Coach

Randy Carlyle, 57, was named the 28th Head Coach in Toronto Maple Leafs history on March 2, 2012. Carlyle became the 16th individual to have both played for the Maple Leafs and then taken on the reins as the team's coach. The Sudbury, Ontario native played 94 games for the Blue and White from 1976 to 1978, registering two goals and 16 assists. In Carlyle's first season (2012-13) coaching the Leafs, the team compiled a record of 26-17-5, finished fifth in the Eastern Conference and gained a playoff berth.

Carlyle previously spent seven seasons as the Anaheim Ducks' Head Coach from 2005-to-2011. He was named the seventh Head Coach in team history on August 1, 2005. In the most successful season in Ducks' history, Carlyle guided the Ducks to their first-ever Stanley Cup championship in 2007. He also led Anaheim to its first Pacific Division championship in 2006-07, earning a regular season record of 48-20-14 for 110 points and setting franchise records in most major statistical categories, including wins, points and goals for (254), eclipsing marks the team set the previous season.

Throughout his tenure in Anaheim, Carlyle led the Ducks to five playoff appearances (2005-09, 2011) and only one NHL coach won more postseason games than his 36 in that span (Mike Babcock). Carlyle had the most wins and highest winning percentage in Ducks' history, compiling a 273-182-61 record in 516 regular season contests (.588 winning percentage). His teams earned at least 98 points in four of his six Anaheim head coaching seasons prior to 2011-12.

Prior to his time with the Ducks, Carlyle spent the 2004-05 season as Head Coach of the Manitoba Moose, the American Hockey League affiliate of the Vancouver Canucks. He led Manitoba to a 44-26-3-7 record (0.613 winning percentage) and an appearance in the 2005 Calder Cup Semifinal.

In all, Carlyle spent six seasons (1996-to-2001 & 2004-05) as Head Coach in Manitoba (both in the International and American Hockey Leagues), earning a career mark of 222-159-52-7 with the franchise. He had additional duties as General Manager of the Moose from 1996-to-2000, adding the title of President for the 2001-02 season. Carlyle helped the Moose to a 47-21-14 record with 108 points in 1998-99 and was named the IHL's General Manager of the Year.

Following the 2001-02 season, Carlyle served as an Assistant Coach in the NHL with the Washington Capitals for two seasons (2002-2004). He helped the organization return to the Stanley Cup Playoffs in his first season before rejoining Manitoba in 2004-05.

Carlyle played 17 seasons in the NHL with Toronto, Pittsburgh and Winnipeg, appearing in 1,055 games and registering 647 points (148 goals, 499 assists) with 1,400 penalty minutes. He was selected to play in four NHL All-Star games and won the Norris Trophy as the league's top defenceman in 1980-81 after setting career highs in goals (16), assists (67) and points (83) in 76 games with the Penguins. Overall, Carlyle had five seasons in which he topped the 50-point plateau. He also appeared in 69 NHL playoff games, posting 33 points (9 goals, 24 assists) and 120 penalty minutes.

At the conclusion of his playing career in 1993, Carlyle remained with the Winnipeg organization's hockey operations staff, eventually becoming an Assistant Coach in 1995-96.



RANDY CARLYLE'S HEAD COACHING RECORD

YEAR	TEAM	LGE	REGULAR SEASON							PLAYOFFS			
			G	W	L	T	OTL	PTS	%	G	W	L	%
1996-97	Manitoba	IHL	32	16	14	--	2	34	0.531	--	--	--	--
1997-98	Manitoba	IHL	82	39	36	--	7	85	0.518	3	0	3	0.000
1998-99	Manitoba	IHL	82	47	21	--	14	108	0.659	5	2	3	0.400
1999-00	Manitoba	IHL	82	37	31	--	14	88	0.537	2	0	2	0.000
2000-01	Manitoba	IHL	82	39	31	--	12	90	0.549	13	6	7	0.462
2004-05	Manitoba	AHL	80	44	26	7	3	98	0.613	14	8	6	0.571
2005-06	Anaheim	NHL	82	43	27	--	12	98	0.598	16	9	7	0.563
2006-07**	Anaheim	NHL	82	48	20	--	14	110	0.671	21	16	5	0.762
2007-08	Anaheim	NHL	82	47	27	--	8	102	0.622	6	2	4	0.333
2008-09	Anaheim	NHL	82	42	33	--	7	91	0.555	13	7	6	0.538
2009-10	Anaheim	NHL	82	39	32	--	11	89	0.543	--	--	--	--
2010-11	Anaheim	NHL	82	47	30	--	5	99	0.604	6	2	4	0.333
2011-12	Anaheim	NHL	24	7	13	--	4	18	0.375	--	--	--	--
	Toronto	NHL	18	6	9	--	3	15	0.417	--	--	--	--
2012-13	Toronto	NHL	48	26	17	--	5	57	0.594	7	3	4	0.429
	NHL TOTALS		582	305	208	--	69	679	0.583	69	39	30	0.565

**Won Stanley Cup



DAVE POULIN

Vice President of Hockey Operations &
General Manager, Toronto Marlies (AHL)

Dave Poulin joined the Toronto Maple Leafs as Vice President of Hockey Operations on July 23, 2009. In January 2013, Poulin was also named General Manager of the American Hockey League's Toronto Marlies.

Poulin previously worked in a scouting capacity for the Anaheim Ducks in 2006-07 and at the beginning of the 2008-09 season.

Poulin played in 724 career NHL games, scoring 205 goals and adding 325 assists for 530 points. He originally signed as a free agent with the Philadelphia Flyers late in the 1982-83 season and then appeared in 16 games with the Maine Mariners of the American Hockey League (AHL). He joined the Flyers later that year and went on to play the next 12 seasons in the NHL with the Flyers, Boston Bruins and Washington Capitals before retiring at the conclusion of the 1994-95 campaign.

The Timmins, Ontario native served as the captain during his time with all three NHL teams, was selected to the All-Star Game three times, and played in the Stanley Cup Final on three occasions. Poulin is a member of the Flyers Hall of Fame and captured the 1986-87 Frank J. Selke Trophy ('top NHL defensive forward') and the King Clancy Memorial Trophy ('leadership qualities on and off the ice') in 1992-93.

Poulin, 54, played four seasons of college hockey and earned his B.B.A. at the University of Notre Dame from 1978 to 1982. Thirteen years later he returned as the Head Coach at his alma mater and led the team to its first NCAA tournament experience. After 10 seasons, he stepped down to take on a new challenge at Notre Dame as Assistant Athletic Director in a development capacity. After occupying the role for two years he joined Reilly Partners, an executive search firm located in Chicago, as a managing director and partner in 2007.



CLAUDE LOISELLE

Vice President &
Assistant General Manager

Claude Loiselle was appointed to the position of Assistant General Manager of the Toronto Maple Leafs on June 1, 2010. He was promoted to Vice President and Assistant General Manager in January 2013.

Loiselle's responsibilities include; collective bargaining related duties, various contract negotiations, salary arbitration and cap management.

Loiselle, 50, previously served as Assistant General Manager of the Tampa Bay Lightning from 2005 to 2009, and General Manager of the American Hockey League's (AHL) Norfolk Admirals during the 2007-08 season. Prior to that, he spent seven years as Associate Director of Hockey Operations for the NHL and was involved in salary arbitration, discipline and collective bargaining, while also serving as the liaison on hockey operation matters between the NHL and the AHL.

The Ottawa native played 13 seasons in the NHL from 1981-82 to 1993-94. In 616 career games with the Red Wings, Devils, Nordiques, Maple Leafs and Islanders, Loiselle recorded 92 goals, 117 assists and 1,149 minutes in penalties. He also competed in 41 career NHL playoff games and was a member of two Patrick Division Championship teams (New Jersey-1988; Islanders-1993). Loiselle played with the Ontario Hockey League's Windsor Spitfires and won a Calder Cup in 1986 as a member of the AHL's Adirondack Red Wings before embarking on his NHL career.

A second round draft choice, 23rd overall, of the Detroit Red Wings in the 1981 Entry Draft, Loiselle would join the Maple Leafs on March 5, 1991. He collected seven goals and 10 assists with 104 penalty minutes in 71 games through parts of two seasons with the Blue and White.

Loiselle earned his law degree from McGill University in 1998, the same year he was admitted to the New York State Bar.



CLIFF FLETCHER

Senior Advisor to the General Manager

Cliff Fletcher, who was inducted into the Hockey Hall of Fame in the Builder category in 2004, brings more than 50 years of experience to the Maple Leafs. He rejoined the Maple Leafs on January 22, 2008 as General Manager and the team fashioned a record of 17 wins, 13 losses and three overtime/shootout losses after his arrival to finish the 2007-08 season. Fletcher has served as the Hockey Club's Senior Advisor since November 29, 2008.

Fletcher took over an underachieving Maple Leafs franchise on July 1, 1991 as Chief Operating Officer, President and General Manager and presided over a turnaround that saw the team advance to the Conference Finals (1993 and 1994) for the first time since 1978. He was chosen "Man of the Year" and "Executive of the Year" in 1993 by The Hockey News. Fletcher and the team parted ways May 24, 1997.

A native of Montreal, Quebec, Fletcher was a scout with the Montreal Canadiens for 10 years beginning in 1956 under legendary Sam Pollock. He later became the General Manager of the Verdun Blues junior hockey team. Fletcher served as a scout and Assistant General Manager with the St. Louis Blues from 1966-72 before being named General Manager of the expansion Atlanta Flames in 1972.

Fletcher was the Flames General Manager in the team's first 19 years of existence. He oversaw the beginning of the Atlanta Flames franchise in 1972, and in 1980, he organized the transfer of the franchise to Calgary. In 11 seasons with Calgary, the team won two President's Trophies, two Campbell Conference crowns and two Smythe Division titles. In 1989, the Flames defeated the Canadiens to capture the Stanley Cup on Montreal Forum ice.

In 1999 Fletcher served as Senior Advisor to the General Manager for the Tampa Bay Lightning for two seasons. He joined the Phoenix Coyotes in February 2001 as General Manager and Executive Vice President, moving up to Senior Executive Vice President of Hockey Operations the following year. He and the club's general manager were relieved of their duties in Phoenix in April 2007.

Fletcher's stature in hockey led to his place on the Hockey Hall of Fame's Selection Committee. He served seven seasons as one of the 18 members on the committee before stepping down in 2002-03.



**GREG
CRONIN**
Assistant Coach

Greg Cronin enters his third season as an Assistant Coach with the Maple Leafs.

Cronin, 50, brings a wealth of professional and collegiate coaching experience to the Maple Leafs. Previously he was the Head Coach for six seasons (2005-11) at Northeastern University. He led the team to their first consecutive seasons of posting a .500 record or better since the

1993-94 and 1994-95 seasons. He served as the Head Coach of the American Hockey League's (AHL) Bridgeport Sound Tigers from 2003 to 2005, following a five-year stint as an Assistant Coach with the New York Islanders from 1998 to 2003.

The native of Boston, Massachusetts was an Assistant Coach for Team USA's entries at the 1997, 2011 and 2012 World Hockey Championships. In addition, he served as an Assistant Coach for two U.S. National Junior Teams (1997-98) and earned a silver medal with Team USA at the 1997 IIHF World Junior Championship. Cronin's coaching background also includes assistant coaching and interim head coach posts for both the University of Maine and Colorado College. He played four years at Colby College from 1982-86 and he spent the 1987-88 season as an Assistant Coach at his alma mater. Cronin played an integral role in the institution of USA Hockey's National Team Development Program by serving at the helm of the inaugural National Under-18 team in 1997-98.




**CHRIS
DENNIS**
Assistant Coach

Chris Dennis enters his ninth full season with the Maple Leafs. On July 24, 2013 the Maple Leafs announced that Dennis was promoted to Assistant Coach on Randy Carlyle's staff, where he will continue to work with Greg Cronin, Dave Farrish, Scott Gordon and Rick St. Croix. Dennis also directs all video operations for the organization.

Dennis, 33, has served the team as the coaching staff's Video Analyst (2005-06 to 2008-09); Video Coach (2009-10 to 2010-11); and Assistant Coach, Video (2011-12 to 2012-13).

A Toronto native, Dennis holds an Honours Kinesiology degree from York University, as well as a Bachelor of Education degree from the University of Toronto. He played his minor hockey with the Toronto Marlboros of the GTHL.



**DAVE
FARRISH**
Assistant Coach

Dave Farrish was appointed an Assistant Coach on Maple Leafs' Head Coach Randy Carlyle's staff on March 4, 2012.

Farrish, 57, brings over 22 years of coaching experience to the Leafs' bench. He most recently served as an Assistant Coach under Carlyle with the Anaheim Ducks for seven seasons (August 5, 2005 to December 1, 2011) and won his first Stanley Cup with the club in 2007.

A native of Lucknow, Ontario, Farrish has served as Head Coach of 1,027 professional hockey games between the American Hockey League, International Hockey League and the ECHL, compiling a record of 520-402-83-22. He spent one season with the Pensacola Ice Pilots of the ECHL (2004-05), toiling as Head Coach and Vice President of Hockey Operations and leading the club to the league's best record (51-16-5; .743 winning percentage). Before joining Pensacola, he led the Louisiana IceGators (ECHL) to four consecutive division championships from 2000-01 to 2003-04 with a 186-78-24 record (.687 winning percentage). After guiding the IceGators to a 56-12-4 record in 2001-02, Farrish was named ECHL Coach of the Year.

Prior to his time in the ECHL, Farrish was the Head Coach of the AHL's Springfield Falcons from 1997-98 to 1999-00, compiling a record of 113-96-27. From 1993-94 to 1996-97, he served as a Head Coach in the IHL with the Salt Lake City Golden Eagles (1993-94) and Fort Wayne Komets (1995-96 and 1996-97). His coaching career began with Moncton of the AHL in 1989-90, where he was also Head Coach until joining the New Jersey Devils as an Assistant Coach under Herb Brooks for the 1992-93 season. Including the Devils, Farrish's teams have qualified for postseason play in 18 of his 22 seasons.

Farrish played seven seasons (1976-77 to 1983-84) in the NHL as a defenceman with Toronto, Quebec and the New York Rangers. In 430 regular season games, he recorded 127 points (17 goals, 110 assists). As a Leaf, Farrish posted 11 goals, 69 assists, 80 points and 215 penalty minutes in 209 games. He was originally drafted by the Rangers in the second round, 24th overall, in the 1976 NHL Entry Draft.



**SCOTT
GORDON**
Assistant Coach

Scott Gordon enters his third season as an Assistant Coach with the Maple Leafs.

Gordon, 50, is a former Head Coach of the New York Islanders (2008-10) and the U.S. National Team at the IIHF World Championships in 2010, 2011 and 2012. He was an Assistant Coach on the silver-medal winning U.S. Olympic Team in 2010. A former goaltender, Gordon's international resume also includes his participation as a player for his home country in the 1992 Winter Olympics in Albertville, France.

Gordon earned the Louis A.R. Pieri Memorial Award as the American Hockey League's 'Coach of the Year' in 2007-08 as the Providence Bruins registered an AHL-best 55-18-3 record. He originally joined Providence as an Assistant in 2000 and ascended to the Head Coach position near the end of the 2002-03 campaign. He fashioned a record of 221-141-20-27 (W-L-T-OT/SOL) in the five seasons running the bench of Providence.

Gordon's coaching career began with the International Hockey League's (IHL) Atlanta Knights from 1994 to 1996 and another two with that league's Quebec Rafales. He has the distinction of being the IHL's youngest Head Coach in their league's history when he became the bench boss of the Knights on January 5, 1996 at the age of 32. He is also a former coach of the ECHL's Roanoke Express (1998-99).

A native of Easton, Massachusetts, Gordon was a goaltender for Boston College from 1982 to 1986, posting a career mark of 64-35-3. He's a former Hockey East First-Team All-Star in 1986 and he played a huge role in the Eagles' first place finish in the ECAC East Region in 1983-84. The Eagles would go on to first-place finishes in 1984-85 and 1985-86.

Gordon signed with the Quebec Nordiques in 1986-87. He made his NHL debut in 1989-90 with Quebec and he played a total of 23 NHL games, all with the Nordiques. He retired as a player following the 1993-94 season.



RICK ST. CROIX
Goaltending Coach

Rick St. Croix enters his second season as the Maple Leafs Goaltending Coach. St. Croix works with goaltenders at all levels of the Maple Leafs organization. In 2012-13 under St. Croix's tutelage, goaltender James Reimer set a single-season franchise record with a .924 save percentage.

St. Croix, 58, was the Goaltending Coach for the 1999 Stanley Cup champion Dallas Stars and also served as an Assistant coach for the Winnipeg Jets from 1987 to 1989.

The Kenora, Ontario native was most recently the Goalie Coach for the AHL's St. John's IceCaps in 2011-12. He was previously the Manitoba Moose Goaltending Consultant in 2003-04 and an Assistant Coach with Manitoba from 2004-05 to 2010-11 before the Moose franchise moved to St. John's. In 2004-05, St. Croix worked on Randy Carlyle's coaching staff while in Manitoba.

St. Croix was selected in the fourth round of the 1975 NHL Amateur Draft and went on to play 130 career NHL games for both Toronto and Philadelphia. Between the 1982-83 and 1984-85 seasons, he appeared in 47 games for the Maple Leafs. He along with Maine teammate Robbie Moore were the recipients of the Harry "Hap" Holmes Memorial Trophy for the 1979-80 season as their team had the AHL's lowest goals against average. In 1985-86 he won the IHL's James Norris Memorial Trophy along with Fort Wayne teammate Pokey Reddick, which was awarded annually to the goaltender(s) with the fewest goals against in the regular season. He was named an AHL First Team All-Star in 1980 and an IHL Second Team All-Star in 1986.



JIM HUGHES
Director of Player Development

Jim Hughes is entering his fifth season as Director of Player Development for the Toronto Maple Leafs. Along with Hughes player development duties, he also oversees the Leafs annual summer prospect camp.

Hughes was an Assistant Coach with the Maple Leafs' AHL affiliate, the Toronto Marlies, from 2006-08. He was responsible for the AHL's number one ranked penalty kill in 2007-08. In 2008-09 he began the

season as Head Coach of Minsk Dynamo of the KHL. Hughes left Minsk and rejoined the Marlies once again as an Assistant Coach on November 19, 2008.

Hughes, 46, was the Head Coach of the Manchester Monarchs during the 2005-06 campaign leading the team to a record of 43-30-3-4 and a third place finish in the Atlantic Division. He served as the Monarch's Assistant Coach for two seasons prior to 2005-06. Before his arrival in Manchester, Hughes spent two seasons as an Assistant Coach with the Boston Bruins. In his first year with the team (2001-02), the Bruins finished atop the NHL's Eastern Conference standings.

The Bronx, New York native joined the coaching ranks in 1992 as an Assistant Coach at Providence College. After two seasons with the Friars, he moved onto Rensselaer Polytechnic Institute (R.P.I.) as an Assistant Coach and helped lead the Engineers to the 1994-95 ECAC title. Following three seasons in private business, he returned to coaching and joined the International Hockey League's Orlando Solar Bears in 1999, and eventually won the Turner Cup championship in 2001.

As a player, Hughes played four seasons at Providence College (1985-89). In his senior season he served as team captain, was the Friars Most Valuable Player, a Hockey East All-Star and the Providence College Male Athlete of the Year. Internationally he represented his country as a member of Team USA at the Spengler Cup in Davos, Switzerland and the Pravada Cup in Russia.



DAVE MORRISON
Director of Amateur Scouting

Dave Morrison was named Director of Amateur Scouting for the Maple Leafs on June 23, 2006. He originally joined the organization as an Amateur Scout on September 10, 2004.

Morrison, 51, is responsible for supervising and directing all Maple Leafs amateur scouting activities for the Maple Leafs' scouting staff.

Morrison previously held the position of Amateur Scout with the Vancouver Canucks for parts of five seasons from 1999-2000 to 2003-04 covering eligible amateur players around the globe.

The native of Toronto, Ontario was originally selected by the Los Angeles Kings 34th overall in the 1980 NHL Draft and he played 39 career NHL games for Los Angeles and Vancouver collecting six points (three goals, three assists) with four penalty minutes. He also played 206 career American Hockey League games collecting 126 points (58 goals, 68 assists) with 141 penalty minutes.

After the 1984-85 season, Morrison spent the next 13 seasons playing hockey in Europe for teams such as Berlin and Kassel of the German Elite League as well as Manchester of the British Super League.

Morrison's playing experience also includes playing for Canada at two Spengler Cup Tournaments and the 1982 gold medal winning world junior national team.



Claude Loiselle, David Nonis, Dave Morrison and Dave Poulin with Leafs first round draft choice Frederik Gauthier at the 2013 NHL Entry Draft.



STEVE KASPER


Director of Pro Scouting

Steve Kasper enters his second season as the Maple Leafs' Director of Pro Scouting. Kasper originally joined the Leafs as a pro scout in September 2009.

Kasper, 52, is responsible for overlooking all Maple Leafs pro scouting activities, and advises the Leafs hockey operations management team on all professional prospects.

Kasper was originally the Boston Bruins third choice, selected 81st overall in the 1980 NHL Entry Draft. The Montreal native played 821 career NHL games for Boston, Los Angeles, Philadelphia and Tampa Bay, registering 177 goals, 291 assists and 468 points along with 554 penalty minutes. Known as one of the best checking centres in hockey, he was awarded the NHL's Frank J. Selke Trophy as the NHL's best defensive forward in the 1981-82 season.

Upon his retirement at the end of the 1992-93 season, Kasper returned to Boston to become an Assistant Coach. On July 22, 1994 he was named the Head Coach of the AHL's Providence Bruins and led the team to the second round of the Calder Cup playoffs. The following season he became the Head Coach of the Boston Bruins and led the team to a 91-point season. Kasper would go on to coach the Bruins until the end of the 1996-97 season.



STEVE STAIOS

Player Development Advisor

Steve Staios enters his second season as the Maple Leafs' Player Development Advisor. Staios announced his retirement as an active player and joined the Leafs organization on July 25, 2012.

Staios, a 40-year-old native of Hamilton, Ontario, advises the Leafs management team on the prospects and players at all levels of the organization. He is also relied upon for special assignments by both the amateur and pro scouting departments.

Staios, a veteran defenceman of 18 seasons in the National Hockey League played in 1,001 career regular season games and 33 more in the NHL postseason from 1995 to 2012.



George Armstrong
Amateur Scout



Thommie Bergman
European Scout



Scott Carter
Amateur Scout



Rob Cowie
Pro Scout



Pat Dapuzzo
Amateur Scout



Joe Gibbs
European Scout



Jari Gronstrand
European Scout



Gary Harker
Amateur Scout



Peter Ihnacik
European Scout



Nikolai Ladygin
European Scout



John Lilley
Amateur Scout



Garth Malarchuk
Amateur Scout



John McMorrow
Amateur Scout



Mike Palmateer
Scout



Mike Penny
Pro Scout



Allan Power
Amateur Scout



Pierre Rioux
Amateur Scout



Dave Shyialk
Amateur Scout



Daryl Stanley
Amateur Scout



Roy Stasiuk
Amateur Scout



Bud Stefanski
Amateur Scout



Tom Watt
Pro Scout

HOCKEY STAFF



Paul Ayotte
Head Athletic
Therapist



Todd Bean
Massage
Therapist



Anthony Belza
Strength &
Conditioning
Coordinator



Tom Blatchford
Assistant
Equipment
Manager



Taylor Dean
Coordinator,
Game
Presentation



Craig Downey
Manager,
Media Relations



Marty Dudgeon
Athletic
Therapist




Sandi Dunn
Executive
Assistant, Hockey
Operations



Mike Ferriman
Director,
Game
Presentation



Fraser Gillan
Coordinator,
Game
Presentation



Aaron Gogishvili
Coordinator,
Media Relations



Dave Griffiths
Manager,
Team Services



Bobby Hastings
Assistant
Equipment
Manager



Adam Jancelewicz
Video Coordinator



Reid Mitchell
Director, Hockey
& Scouting
Administration



Brian Papineau
Equipment
Manager



Pat Park
Director,
Media Relations

MLSE COMMUNICATIONS



Dave Haggith
Senior Director,
Communications



Jamie Deans
Director,
Corporate
Communications



Abby Albino
Coordinator,
Corporate
Communications

CORPORATE RESPONSIBILITY DEPARTMENT



Michael Bartlett
Senior Director, Corporate Responsibility
& Executive Director, MLSE Foundation

COMMUNITY & SPORT PARTNERSHIPS TEAM



Rebecca Davies
Coordinator,
Sport Partnerships



Dave De Freitas
Director, Community &
Sport Partnerships



Kristina Flynn
Manager, Community &
Player Engagement



Melanie Gerin-Lajoie
Manager,
Sport Development



Greg Schell
Coordinator,
Hockey Development



Jason Schwabe
Coordinator, Community &
Player Engagement

MLSE FOUNDATION TEAM



Nilesh Chauhan
Coordinator,
Event Operations



Bridgette Estrela
Associate Manager,
Community Development



Kayla Foster
Coordinator,
Community Partnerships



James King
Specialist,
Event Operations



Tanya Mruck
Manager, Community
Development & Fundraising



Shellie Thomas
Specialist, In-Arena
Fundraising & Partnerships



Shelby Weaver
Coordinator,
Sales & Service





The MLSE Foundation believes all kids should have access to sport and the opportunity to develop lasting dreams on the playing field.

With the support of all four MLSE teams – the Toronto Maple Leafs, Toronto Raptors, Toronto FC and Toronto Marlies – the Foundation funds the refurbishment of local athletic facilities and programs that support kids through sports and recreation.

Since launching in December 2009, the MLSE Foundation has invested more than \$9.5 million into our community, including revitalizing 13 local hockey rinks and funding the Grandravine Tornadoes, a hockey program for the developmentally challenged.

These renewal projects and hockey programs play a crucial role in shaping the lives of kids by enabling their participation in the sport we all love.

MLSE Foundation's Hockey in the Neighborhood

Hockey in the Neighborhood is a free program that provides a unique hockey opportunity for hundreds of boys and girls in the City of Toronto. Every weekend from September to March, hockey is in a new neighborhood teaching youths the fundamentals of the game.

For more information, visit www.mlsefoundation.org or follow @MLSEFoundation.

COMMUNITY RELATIONS PROGRAMS

The Toronto Maple Leafs are committed to making a difference by developing relationships, providing fan access and generating awareness in response to the needs of our community.

Player Appearance Program

Toronto Maple Leaf players and personnel make over 500 appearances in the community every year. These appearances consist of visits to local hospitals, schools & community centres. To submit a request, please visit www.mapleleafs.com/community.



Team Ticket Program

The Toronto Maple Leafs are committed to giving back to the community through various ticket donation programs. The generous contributions of players and management will allow close to 1,800 youth to attend a Maple Leafs game this season. Over 20 organizations benefit from this program, including The Hospital for Sick Children (SickKids), The Canadian Forces, Big Brothers Big Sisters of Toronto, Special Olympics, and the Boys and Girls Clubs of Canada.

Donations

The Toronto Maple Leafs are invested in supporting the fundraising efforts of Ontario's various children's charities, educational initiatives and programs related to sport development. During the 2012-2013 season over 2,000 items were donated to these charities' fundraising initiatives.

For more information regarding donation requests, please visit www.mlsefoundation.org.

MLSE Shape Up

Students involved in physical activity perform higher on test scores, and children encouraged to participate in physical activity are 22% less likely to be overweight. This is why Maple Leaf Sports and Entertainment is excited to bring MLSE Shape Up into schools, providing FREE, fun and easy to use physical activity resources to help encourage students to live healthy lifestyles. Be a part of the solution and get your local school registered by visiting www.mlshapeup.com.



Leafs Mobile Fan Zone

An exact replica of the Maple Leafs dressing room brings a piece of Air Canada Centre to a variety of community events. The Tour allows patrons to sit in their favourite players' stall, take pictures, listen to pre-game music, and watch highlight videos. For more information, visit www.leafsmobilefanzone.com.

HOCKEY DEVELOPMENT PROGRAMS

Toronto Maple Leafs hockey development is focused on delivering accredited programming at all levels of play. Hockey schools, clinics and learn to skate sessions are just a few of the programs we offer to help support the growth of the game in Ontario communities.

Toronto Maple Leafs Hockey School

A one week full-day hockey camp at MasterCard Centre for Hockey Excellence that aims to provide boys and girls the opportunity to develop all areas of their game including skating, puck handling, passing, shooting and off-ice strength and conditioning. For more information, please visit www.leafshockeyschool.com



Leafs Clinics Series

Unique sessions that offer an exciting opportunity for youths to participate in half-day clinics at Air Canada Centre. These sessions incorporate fundamental skill development on-ice, viewing a Toronto Maple Leafs game day skate, and off-ice training activities. For more information, visit www.leafsclinics.com.

Girls HockeyFest

The Toronto Maple Leafs support the development of women's hockey at both the high performance and grassroots level through programs such as Girls HockeyFest – a special day of free on- and off-ice training for female players ages 7-12 years old with members of the Canadian Women's Hockey League and special guests from the Leafs.

Learn to Skate

Learn to Skate is a cost-free clinic program held both in the community and at Air Canada Centre for youths ages 6 -13 to introduce first-time and beginner skaters to basic skills in a fun, encouraging atmosphere that will reflect positively on the experience of skating as well as the sport of hockey.

Coaches' Open House

The Toronto Maple Leafs host their annual coaching clinic at Air Canada Centre that offers coaches of all levels a unique opportunity to watch, listen and learn from team coaches and special guests as they take to the ice to demonstrate and share drills, tips and knowledge on hot topics in the games today. For more information, visit www.coachesopenhouse.ca.



Four-star flying. With the Best Airline in North America four years running.



Proud partner of the
Toronto Maple Leafs



SALUTE TO THE TROOPS



The Toronto Maple Leaf Hockey Club has been linked with our country's military throughout the team's long history. Conn Smythe, as founder of the Maple Leafs in 1927, made the maple leaf the logo for his new hockey team when he gained control of the Toronto St. Pats. He had worn the maple leaf proudly on his uniform as a soldier in the Great War and he was determined to put his stamp on his new-look National Hockey League member club. The maple leaf, as Canada's iconic symbol, became front and centre on the sweaters of Smythe's hockey team. The patriotic Smythe later sustained significant injuries

while serving in the Canadian Army at the age of 45 in the Second World War but he would return to guide the Maple Leafs to future championships.

Numerous Toronto Maple Leafs had their playing careers interrupted or cut short in order to serve in the military during the 1940s. Legendary hockey players Walter 'Turk' Broda and Syl Apps were among many that served overseas during the prime of their hockey careers. Both recaptured individual and Stanley Cup glory upon their return to the NHL. The courageous Maple Leafs that served our country are displayed on the opposite page.

Since January 3, 2009, current members of our Canadian Forces have been saluted at games at Air Canada Centre. As guests, dedicated men and women of the military have been recognized with standing ovations from the patrons, and on some occasions, both teams, when introduced at each home game. Current Leaf Joffrey Lupul continued this initiative with the 'Lupe's Troops' program, which began in the 2012-13 season.

On February 1, 2014 the Toronto Maple Leafs will host Canadian Forces Night for the eighth consecutive season at Air Canada Centre.



WORLD WAR I

Amos Arbour William George Barker Arthur Brooks George Carey Art Duncan Sammy Hebert
Dick Irvin Howie Lockhart Ivan Mitchell Goldie Producers Conn Smythe

WORLD WAR II

Tommy Anderson Syl Apps Doug Baldwin Andy Barbe Baz Bastien Max Bentley J.P. Bickell
E.W. Bickle Gus Bodnar Garth Boesch Turk Broda Bill Brown Lex Chisholm Jack Church
Bob Clyde Dr. Bobby Copp Chuck Corrigan G.R. Cottrelle Ernie Dickens Ken Dixon Gord Drillon
Gordon Finn Jack Forsey Jack Fox Cal Gardner D. Garrett Bob Goldham Victor Grigg
Jack Hamilton Buddy Hellyer Jack Hoult Punch Imlach Johnny Ingoldsby James Jarvis
Buck Jones Bingo Kampman Joe Klukay Nick Knott Peter Langlell W.A.H. MacBrien Norm Mann
Frank Mathers Shep Mayer John McCreedy Howie Meeker Don Metz Nick Metz Gus Morton
J.Y. Murdoch Bud Poile Walter Pratt Al Rennick Sweeney Schriener Glenn Smith Wally Stanowski
Gaye Stewart Billy Taylor Rhys Thompson Albert Tilson Harry Watson Bill Woan

CONN SMYTHE'S 30TH BATTERY (WWII)

Ernie Aiken Jack Bland Bob Bridger Gaylord Spencer Evans Jack Hewit Allan Houle
John Houle Jess James Alf Jones Ed Kilgore George Kilgore Billy McColgan David G. Prentice
Don McKenzie Harold Pitman Vic Roseborough Art Rossiter Conn Smythe Bev Wright Jack Williams



MAPLE LEAF SPORTS + ENTERTAINMENT

FROM ITS BEGINNINGS IN 1927
UNDER MAJOR CONN SMYTHE,
THE COMPANY THAT WOULD BECOME
MAPLE LEAF SPORTS + ENTERTAINMENT
HAS BEEN INDELIBLY LINKED WITH OUR
NATIONAL SYMBOL, THE MAPLE LEAF.
AND SO THIS PLAQUE IS MEANT
TO HONOR THOSE WHO HAVE SERVED
AT HOME AND ABROAD, OFTEN
AT GREAT RISK AND SOMETIMES
AT THE ULTIMATE COST.
MAPLE LEAF SPORTS + ENTERTAINMENT
CONTINUES THIS SUPPORT WITH
A SPECIAL RELATIONSHIP
WITH OUR MEN AND WOMEN
OF THE CANADIAN FORCES.



Major Conn Smythe



Mats Sundin Hockey Hall of Fame Night at Air Canada Centre



Darryl Sittler opening faceoff at a charity game in Mississauga



Dave Keon & Dick Duff at the 1963 Stanley Cup Reunion



Darryl Sittler, Johnny Bower, Darcy Tucker & Felix Potvin getting set to drop the puck on opening night



Members of the Leafs Alumni at the William Osler Health Foundation Game



TORONTO MAPLE LEAFS ALUMNI

Founded in 1995 by Red Kelly, Allan Stanley, Eddie Shack and Frank Mahovlich, the Toronto Maple Leafs Alumni (TMLA), is the largest association of its kind in the NHL with over 200 members. From its first sitting president, Billy Harris, to current head, Kevin Maguire, the TMLA is dedicated to creating and maintaining ties between current and past players in an effort to promote wellness and participation in the community.

In its 18th year of existence, it has expanded its participation to include a variety of team events including the Easter Seals Skate, Leafs Open Practice, School Visits and Hockey Schools. This is in addition to numerous charity hockey games, golf tournaments, autograph signings, dinners, and other special functions.

Many charitable organizations benefit from the dedicated efforts of the TMLA, including the Team Up Foundation, Camp Maple Leaf, the Family Fund of the Canadian Armed Forces, OFSAA, Prostate Cancer Canada and, most recently, the Canadian Athletes Now Fund which will help support Canadian athletes at the 2014 Olympic Games in Sochi, Russia.

In honour of the late Ted "Teeder" Kennedy, the TMLA has created a scholarship program in his name that exclusively helps the children/grandchildren of former Maple Leaf players through their post secondary education.

KEVIN MAGUIRE

PRESIDENT, TORONTO MAPLE LEAFS ALUMNI ASSOCIATION

Kevin Maguire has held the position of President of the Toronto Maple Leafs Alumni Association since 2011. Born in Toronto and raised in North York, Ontario, Kevin signed with the Maple Leafs as an undrafted free agent prior to the 1984-85 season. The former right-winger scored 29 goals and added 30 assists while accumulating 782 penalty minutes in 260 career NHL games. In addition to his two stints with the Leafs, he also played for the Sabres and Flyers in his NHL career from 1986 to 1992.

Following his professional hockey career, Kevin served as an on-ice referee for 231 NHL games in the late 1990's. An active member of the Leafs Alumni Association, Kevin has taken an active role in initiatives involving Camp Maple Leaf, MLSE's Team Up Foundation and he has supported Canadian Troops by travelling with other NHL Alumni to Kandahar, Afghanistan. Kevin's connection to the Leafs began well before signing on to play in the organization. One of his summer tasks as a teenager, while spending time in the sheet metal trade, was working on the new roof of Maple Leaf Gardens.

Kevin resides in Toronto and he has three daughters, Briana, Taylor, and Meghan.



BOARD OF DIRECTORS

Kevin Maguire-President
Mark Osborne-Past President
Mike Pelyk
Jim Dorey
Greg Hotham
Rod Seiling

Pat Boutette
Dan Daoust
Stew Gavin
Peter Ing
Gary Leeman

BAYCREST INTERNATIONAL PRO-AM HOCKEY TOURNAMENT

Entering its ninth year the Baycrest International Pro-AM Hockey Tournament in association with the Maple Leafs and NHL Alumni has raised over ten million dollars for Alzheimer's research and education. With 50 teams and over 25 Leafs alumni, it is one of the largest charity hockey tournaments in North America.

LEAFS & LEGENDS CHARITY GOLF CLASSIC

Leafs Alumni join current and future Leafs annually at the Leafs & Legends Charity Golf Classic to raise funds for the TeamUp Foundation and Camp Maple Leaf.

ALUMNI ASSOCIATION

Gary Aldcorn
Claire Alexander
Glenn Anderson
John Anderson
Dave Andreychuk
Al Arbour
George Armstrong
Tim Armstrong
Andy Bathgate
Bob Baun
Ken Belanger
Bill Berg
Tim Bernhardt
Allan Bester
Fred Boimistruck
Nikolai Borschevsky
Laurie Boschman
Bruce Boudreau
Pat Boutette
Johnny Bower
Dave Burrows
Jerry Butler
Wayne Carleton
Randy Carlyle
Ed Chadwick
Terry Clancy
Wendel Clark
Gary Collins
Brian Conacher
Rich Costello
Russ Courttnall
Jiri Crha
Cory Cross
Barry Cullen
Brian Cullen
Vincent Damphousse
Dan Daoust
Lucien DeBlois
Dale DeGray
Bill Derlago
Jim Dorey
Kent Douglas
Bruce Dowie
Dick Duff
Denis Dupere
Mike Eastwood
Tim Ecclestone
Gary Edmundson
Don Edwards
Dave Ellett
Ron Ellis
Dave Farrish
Doug Favell
Tom Fergus
Tom Fitzgerald
Fern Flaman
Mike Foligno
Lou Franceschetti
Miroslav Frycer
Mike Gartner
Stew Gavin
Todd Gill
Doug Gilmour
Gaston Gingras
Brian Glennie
Patrick Graham
John Grisdale
Paul Harrison

Jim Harrison
Glenn Healy
Paul Henderson
Pat Hickey
Paul Higgins
Larry Hillman
Greg Hotham
Ron Hurst
Dave Hutchison
Al Iafate
Peter Ihnacak
Peter Ing
Jeff Jackson
Gerry James
Wes Jarvis
Larry Jeffrey
Trevor Johansen
Mike Johnson
Jimmy Jones
Curtis Joseph
Mike Kaszycki
Red Kelly
Mike Kennedy
Dave Keon
Trevor Kidd
Kris King
Mike Krushelnyski
Tom Kurvers
Nick Kypreos
Mark Laforest
Paul Lawless
Gary Leeman
Sylvain Lefebvre
Danny Lewicki
Claude Loiselle
Joe Lundrigan
Fleming Mackell
Bill MacMillan
John MacMillan
Jamie Macoun
Kevin Maguire
Frank Mahovich
Dan Maloney
Bob Manno
Milan Marcetta
Daniel Marois
Brad Marsh
Matt Martin
Terry Martin
Brad May
Bryan McCabe
John McCormack
Dale McCourt
Lanny McDonald
Bob McGill
John McIntyre
Larry McIntyre
Walt McKechnie
Jim McKenny
Dave McLlwain
Howie Meeker
Berry Melrose
Rudy Migay
Dmitri Mironov
Garry Monahan
Jim Morrison
Gus Mortonson
Richard Mulhern

Kirk Muller
Craig Muni
Ken Murray
Ric Nattress
Bob Neely
Bob Nevin
Joe Nieuwendyk
Gary Nylund
Murray Oliver
Bert Olmstead
Jeff O'Neill
Mark Osborne
Wilf Paiement
Mike Palmateer
Jim Pappin
Rob Pearson
Scott Pearson
Mike Pelyk
Pierre Pilote
Felix Potvin
Noel Price
Marcel Pronovost
Bob Pulford
Joel Quenneville
Rob Ramage
Marc Reaume
Dave Reid
Rene Robert
Gary Roberts
Bill Root
Gary Sabourin
Borje Salming
Al Secord
Rod Seiling
Brit Selby
Brad Selwood
Eddie Shack
Darryl Shannon
Doug Shedden
Darryl Sittler
Brad Smith
Mats Sundin
Rick St. Croix
Allan Stanley
Marian Stastny
Pete Stelmowski
Bob Sykes
Greg Terrier
Gilles Thibault
Steve Thomas
Errol Thompson
Scott Thornton
Guy Trottier
Darcy Tucker
Ian Turnbull
Norm Ullman
Rick Vaive
Jack Valiquette
Garry Valk
Kurt Walker
Mike Walton
Todd Warriner
Stan Weir
Erik Westrum
Dave Williams
Randy Wood

e11even

PRE-GAME AND POST-GAME DINING MADE PERFECT



North American Classics
with a Twist



above e11even Private Dining and
Special Events

THE PLAYERS

PAGES

36 - 121





BORN: LAVAL, QUEBEC, CAN

DATE: AUGUST 7, 1988

HEIGHT: 6'

WEIGHT: 185 LBS.

CATCHES: LEFT

POSITION: GOALTENDER



BECAME A LEAF: Acquired from Los Angeles for Matt Frattin, Ben Scrivens and Toronto's second round pick in either 2014 or 2015 Entry Draft, June 23, 2013.

TRANSACTIONS: Originally Los Angeles' first choice, 11th overall, in 2006 Entry Draft.



2012-13 SEASON: Played 14 games for Los Angeles compiling a record of 9-3-1 with a 1.88 goals against average, a .922 save percentage and 1 shutout. Played 13 games for Heilbronner Falken (GER-2) compiling a record of 6-7-0 with a 2.57 goals against average and 1 shutout. Played 1 game for Team Canada's championship team at Spengler Cup. Ranked 2nd among NHL goaltenders in GAA. Selected as Los Angeles' nominee for the 2013 Bill Masterton Memorial Trophy. Registered a record of 9-0-0 in 1st 10 starts (Feb. 11 - Apr. 4) this season (1.50 GAA and .938 spct). Registered a career-high 5-game-winning streak (Feb. 11 - Mar. 4). Stopped a career-high 40 shots Mar. 19 vs. PHX. Registered 6th career shutout Apr. 4 vs. MIN. Shootout Stats: Did not stop a shot in 3 shootout attempts. Record in Shootout: 0W, 1L



CAREER: **2011-12:** Played 16 games for Los Angeles compiling a record of 5-6-2 with a 2.36 goals against average, a .909 save percentage and 1 shutout. Recipient of Kings Community Service Award. Registered 5th career shutout Feb. 28 at MIN. Won Stanley Cup with Los Angeles. **2010-11:** Played 25 games for Los Angeles compiling a record of 11-8-3 with a 2.48 goals against average, a .913 save percentage and 3 shutouts. Among NHL rookie

Vs. NHL	GP	W-L-T-OT	SO	GA	GAA	Sv%
ANAHEIM	4	2-1-0-1	0	9	2.28	.899
BOSTON	1	0-1-0-0	0	7	7.12	.767
BUFFALO	2	0-2-0-0	0	8	4.07	.846
CALGARY	2	1-1-0-0	0	3	1.50	.948
CAROLINA	2	1-1-0-0	0	5	2.52	.904
CHICAGO	1	0-1-0-0	0	3	3.00	.893
COLORADO	1	0-0-0-0	0	1	1.5	.938
COLUMBUS	3	2-1-0-0	0	6	2.01	.928
DALLAS	5	2-2-0-1	0	11	2.17	.910
DETROIT	4	1-1-0-0	0	11	3.57	.872
EDMONTON	2	2-0-0-0	1	2	1.00	.966
FLORIDA	1	0-0-0-0	0	0	0.00	1.00
LOS ANGELES	0	0-0-0-0	0	0	0.00	0.00
MINNESOTA	6	3-1-0-2	3	7	1.14	.953
MONTREAL	2	0-2-0-0	0	6	3.03	.900
NASHVILLE	8	7-1-0-0	1	15	1.88	.932
NEW JERSEY	1	0-1-0-0	0	3	3.00	.870
NY ISLANDERS	0	0-0-0-0	0	0	0.00	0.00
NY RANGERS	1	0-0-0-1	0	3	2.77	.919
OTTAWA	0	0-0-0-0	0	0	0.00	0.00
PHILADELPHIA	1	0-1-0-0	0	6	10.91	.727
PHOENIX	3	2-0-0-0	1	2	0.80	.975
PITTSBURGH	0	0-0-0-0	0	0	0.00	0.00
SAN JOSE	4	1-2-0-0	0	11	3.59	.876
ST LOUIS	1	2-1-0-0	0	10	3.00	.884
TAMPA BAY	0	0-0-0-0	0	0	0.00	0.00
TORONTO	0	0-0-0-0	0	0	0.00	0.00
VANCOUVER	1	1-0-0-0	0	3	3.00	.900
WASHINGTON	2	2-0-0-0	0	3	1.50	.933
WINNIPEG	1	0-0-0-1	0	1	0.98	.963
NHL TOTALS:	62	29-20-0-6	6	136	2.36	.912

goaltenders ranked 3rd (tie) in shutouts and 7th (tie) in wins. Registered 2nd career shutout Feb. 1 at MIN (25 saves, 1-0 shootout loss). Registered 3rd career shutout Mar. 3 vs. PHX. Registered 4th career shutout Mar. 29 at EDM. Played 3 games for Canada at IIHF World Hockey Championship compiling a record of 2-1-0 with a 2.01 goals against average and a .917 save percentage. **2009-10:** Played 3 games for Los Angeles compiling a record of 3-0-0 with a 1.30 goals against average and 1 shutout. Registered 29 saves and stopped all 6 shootout attempts in 1st career NHL shootout Mar. 12 at DAL (2-1 W). Registered 1st career NHL shutout Mar. 30 at NSH (34 saves, 2-0 W). Became youngest Los Angeles goaltender to record shutout (21 years, 235 days). Collected 1st NHL assist Apr. 1 vs. VAN. Played 58 games for Manchester (AHL) compiling a record of 30-21-6 with a 2.03 goals against average, a .936 save percentage and 9 shutouts. Among AHL goaltenders ranked 1st in saves (1707), save percentage and shutouts; ranked 2nd in goals against average; and 3rd in wins and minutes played (3424). Named AHL Goaltender of the Year (Aldege "Baz" Bastien Memorial Award) and AHL First Team All-Star. Named AHL Goaltender of the Month for October. Starting goaltender for Team Canada at 2010 AHL All-Star Classic. Played 16 playoff games for Manchester compiling a record of 10-6 with a 1.81 goals against average, a .939 save percentage and 3 shutouts. **2008-09:** Played entire season for Manchester. In 54 games compiled a record of 23-24-4 with a 2.40 goals against average, a .910 save percentage and 5 shutouts. Among rookie AHL goaltenders ranked 1st in shutouts and shootout wins (6). Named AHL Goaltender of the Month for March. Recalled by Los Angeles Jan. 18 for 2 games

CHILDHOOD HOCKEY IDOL:
PATRICK ROY

FAVOURITE TV SHOW:
SONS OF ANARCHY

CAN'T LIVE WITHOUT:
MY GOALIE PADS

PET PEEVE:
PEOPLE THAT DRAG THEIR FEET



and backed up for both games. **2007-08:** Played 4 games for Los Angeles compiling a record of 1-3-0 with a 4.03 goals against average and a .864 save percentage. Won NHL debut Sept. 29 vs. ANA - London (26 saves, 4-1 W). At the time was the 11th youngest player (2nd youngest goaltender) to appear in a game for Los Angeles. Became youngest Los Angeles goaltender to win in NHL debut. Played 34 games for Lewiston (QMJHL) compiling a record of 18-15-0 with a 2.73 goals against average and a .908 save percentage. Ranked 2nd in QMJHL goals against average. Played 2 games for Canada at IIHF World Junior Hockey Championship compiling a record of 1-1-0 with a 2.00 goals against average and 1 shutout. Played 6 playoff games for Lewiston compiling a record of 2-4 and a 2.93 goals against average. Played 3 games for Manchester compiling a record of 1-1-1 with a 1.63 goals against average and a .946 save percentage. Played 3 playoff games for Manchester compiling a record of 0-3 and a 2.76 goals against average. **2006-07:** Played 37 games for Lewiston compiling a record of 26-10-0 with a 2.58 goals against average, a .905 save percentage and

2 shutouts. Ranked 2nd among QMJHL goaltenders in goals against average. Named to QMJHL Second All-Star Team. Played 17 playoff games for Lewiston compiling a record of 16-1 with a 2.34 goals against average, a .919 save percentage and 1 shutout. Won QMJHL championship with Lewiston and named QMJHL Playoffs Most Valuable Player (Guy Lafleur Trophy). Played 4 games for Lewiston at Memorial Cup compiling a 1-3 record and a 2.07 goals against average. **2005-06:** Played 54 games for Lewiston compiling a record of 27-26-0 with a 2.70 goals against average, a .908 save percentage and 2 shutouts. Ranked 3rd among QMJHL goaltenders in minutes played (3241). Played 6 playoff games for Lewiston compiling a record of 2-4 with a 2.84 goals against average and 1 shutout. Played in CHL Top Prospects Game. Played 7 games for Canada at World Junior Under-18 Championships compiling a record of 3-3-1 with a 1.71 goals against average, a .943 save percentage and 1 shutout. **2004-05:** Played 23 games for Lewiston compiling a record of 7-12-3 with a goals against average of 2.97.

AMATEUR AND PRO RECORD			REGULAR SEASON								PLAYOFFS							
SEASON	CLUB	LEAGUE	GP	MINS	W	L	OT	GA	SO	AVG.	GP	MINS	W	L	GA	SO	AVG.	
2004-05	LEWISTON	QMJHL	23	1353	7	12	3	67	0	2.97	1	20	0	0	0	0	0.00	
2005-06	LEWISTON	QMJHL	54	3241	27	26	0	146	2	2.70	6	359	2	4	17	1	2.84	
	CANADA	WJC-U18	7	-	3	3	1	12	1	1.71	-	-	-	-	-	-	-	
2006-07	LEWISTON	QMJHL	37	2186	26	10	0	94	2	2.58	17	1025	16	1	40	1	2.34	
	MEMORIAL CUP	AHL	4	203	1	3	0	7	0	2.07	-	-	-	-	-	-	-	
2007-08	LOS ANGELES	NHL	4	238	1	3	0	16	0	4.03	-	-	-	-	-	-	-	
	MANCHESTER	AHL	3	184	1	1	1	5	0	1.63	3	195	0	3	9	0	2.76	
	LEWISTON	QMJHL	34	2024	18	15	0	92	0	2.73	6	348	2	4	17	0	2.93	
	CANADA	WJC	2	120	1	1	0	4	1	2.00	-	-	-	-	-	-	-	
2008-09	MANCHESTER	AHL	54	3101	23	24	4	124	5	2.40	-	-	-	-	-	-	-	
2009-10	LOS ANGELES	NHL	3	185	3	0	0	4	1	1.30	-	-	-	-	-	-	-	
	MANCHESTER	AHL	58	3424	30	21	6	116	9	2.03	16	996	10	6	30	3	1.81	
2010-11	LOS ANGELES	NHL	25	1378	11	8	3	57	3	2.48	-	-	-	-	-	-	-	
	CANADA	WC	3	179	2	1	0	6	0	2.01	-	-	-	-	-	-	-	
2011-12	LOS ANGELES	NHL	16	890	5	6	2	35	1	2.36	-	-	-	-	-	-	-	
2012-13	LOS ANGELES	NHL	14	306	9	3	1	24	1	1.88	1	30	0	0	0	0	0.00	
	HEILBRONNER	GER-2	13	-	6	7	0	-	1	2.57	-	-	-	-	-	-	-	
	CANADA	SPENGLER	1	-	-	-	-	2	0	2.00	-	-	-	-	-	-	-	
	NHL TOTALS		62	1553	29	20	6	136	6	2.36	1	30	0	0	0	0	0.00	

NHL SINGLE GAME MILESTONES

MOST SAVES 40 - Mar. 19, 2013 (LAK) vs. PHX
MOST SHOTS 42 - Mar. 19, 2013 (LAK) vs. PHX

LONGEST NHL STREAKS

WINNING STREAK 5 - Feb. 11 - Mar. 4, 2013 (LAK)
LOSING STREAK 3(2) - Last: Nov. 15 - 24, 2010 (LAK)
SHUTOUT STREAK (MINS) 111:14 - Mar. 10 - Apr. 1, 2010 (LAK)

REGULAR SEASON PENALTY SHOTS AGAINST

1. Mar. 31, 2012 (LAK) at Minnesota (Devin Setoguchi, No Goal)

REGULAR SEASON SHOOTOUT ATTEMPTS AGAINST

2007-08: None
2009-10: Stopped 6 shots in 6 shootout attempts
Record: 1 win, 0 losses
2010-11: Stopped 2 shots in 5 shootout attempts
Record: 0 wins, 2 losses
2011-12: Did not stop a shot in 2 shootout attempts
Record: 0 wins, 1 loss
2012-13: Did not stop a shot in 3 shootout attempts
Record: 0 wins, 1 loss
CAREER: Stopped 8 shots in 14 shootout attempts
Record: 1 win, 4 losses

LEAFS SINGLE GAME MILESTONES

N/A
N/A

LONGEST LEAF STREAKS

N/A
N/A
N/A



BORN: MIMICO, ONTARIO, CAN

DATE: JUNE 5, 1986

HEIGHT: 6'

WEIGHT: 184 LBS.

SHOOTS: RIGHT

POSITION: CENTRE

★ **BECAME A LEAF:** Acquired from Chicago for Toronto's second round pick (Carl Dahlstrom), Anaheim's fourth round pick (previously acquired, later obtained by San Jose - Fredrik Bergvik) in 2013 Entry Draft, and a fourth round pick in 2014 Entry Draft, June 30, 2013.

TRANSACTIONS: Originally Chicago's second choice, 32nd overall, in 2004 Entry Draft.

★ **2012-13 SEASON:** Played 35 games for Chicago collecting 14 points (7 goals, 7 assists) with 22 penalty minutes. Scored a career-high (tie) 2 goals and 3 points Jan. 20 at PHX. Played in 300th career NHL game Jan. 22 vs. STL. Missed 1 game due to injury Feb. 2 at CGY. Played a season-high (21:10) Feb. 22 vs. SJS. Collected a season-high 2 assists Mar. 10 vs. EDM. Scored a season-high (tie) 2 goals Mar. 31 at DET. Returned to lineup Apr. 14 after missing 5 games due to injury. Played 18 playoff games for Chicago collecting 6 points (3 goals, 3 assists) with 24 penalty minutes. Won Stanley Cup with Chicago. Collected a playoff-high 2 points (1 goal, 1 assist) in GM #1 of SCF June 12 vs. BOS. Scored Stanley Cup GWG in GM #6 June 24 at BOS. Set a record for latest Stanley Cup GWG in regulation time as goal came with 59 seconds remaining in the 3rd period.

★ **CAREER:** **2011-12:** Played 76 games for Chicago collecting 37 points (19 goals, 18 assists) with 47 penalty minutes. Registered a career-high in goals (tie), PPG (7), SHG (3) and shots on goal (126). Ranked 1st on team in faceoffs taken (1203) and

Vs. NHL	GP	G	A	P	PIM
ANAHEIM	17	3	5	8	14
BOSTON	3	0	0	0	4
BUFFALO	5	2	1	3	2
CALGARY	16	6	4	10	14
CAROLINA	4	1	0	1	2
CHICAGO	0	0	0	0	0
COLORADO	17	1	6	7	9
COLUMBUS	25	9	6	15	28
DALLAS	18	3	10	13	12
DETROIT	22	6	5	11	12
EDMONTON	15	5	7	12	8
FLORIDA	7	1	2	3	2
LOS ANGELES	19	2	5	7	12
MINNESOTA	16	5	5	10	12
MONTREAL	3	0	1	1	2
NASHVILLE	29	6	8	14	22
NEW JERSEY	4	0	1	1	0
NY ISLANDERS	5	1	0	1	2
NY RANGERS	4	0	0	0	0
OTTAWA	4	0	0	0	0
PHILADELPHIA	4	1	2	3	0
PHOENIX	18	5	11	16	0
PITTSBURGH	3	1	1	2	4
SAN JOSE	14	2	6	8	10
ST LOUIS	28	4	5	9	26
TAMPA BAY	3	1	0	1	0
TORONTO	3	1	3	4	0
VANCOUVER	18	1	2	3	14
WASHINGTON	4	0	2	2	0
WINNIPEG	4	3	0	3	0
NHL TOTALS:	332	70	98	168	211


2nd in faceoff wins (582). Scored 2 goals Oct. 8 vs. DAL (home opener) and Jan. 12 vs. MIN. Collected a season-high 3 points (2 goals, 1 assist) Jan. 12 vs. MIN. Missed 6 games (Oct. 7; Nov. 10-13; Apr. 5-7) due to injury. Played 6 playoff games for Chicago collecting 3 assists and 2 penalty minutes. **2010-11:** Played 61 games for Chicago collecting 37 points (15 goals, 22 assists) with 34 penalty minutes. Ranked 1st among team forwards in shorthanded ice-time per game (2:10). Registered a career-high (tie) 5-game point streak (Jan. 9 - 22) with 8 points (5 goals, 3 assists). Collected a career-high (tie) 3 assists Feb. 16 vs. MIN. Missed 21 games due to injury over 3 different stretches (Oct. 30 - Nov. 10; Dec. 13; Mar. 13 - Apr. 10). Played 4 playoff games for Chicago collecting 6 points (2 goals, 4 assists) with 4 penalty minutes. Missed 1st 3 games of WCQF due to injury. Ranked 1st on team in playoff points (tie) and plus/minus (+6). Collected a playoff career-high 3 assists and 4 points in 1st game since Mar. 9 in GM #4 of WCQF Apr. 19 vs. VAN. **2009-10:** Played 39 games for Chicago collecting 16 points (6 goals, 10 assists) with 28 penalty minutes. Played 22 playoff games for Chicago collecting 16 points (8 goals, 8 assists) with 30 penalty minutes. Won Stanley Cup with Chicago. Ranked 4th on team in playoff goals and 5th in playoff points. Ranked 1st in NHL playoff SHG (2). Ranked 3rd among team forwards in playoff plus/minus (+6). Collected 4 points (2 goals, 2 assists) in final 3 games of SCF vs. PHI. **2008-09:** Played 81 games for Chicago collecting 47 points (19 goals, 28 assists) with 52 penalty minutes. Established career-highs for games played, goals (tie), assists, points and GWG (4). Ranked 3rd (tie)

WHY DO YOU WEAR #63?:
36 WAS ALREADY TAKEN

FAVOURITE NHL TEAM GROWING UP:
TORONTO MAPLE LEAFS

CHILDHOOD HOCKEY IDOL:
BRENDAN SHANAHAN

IF YOU WEREN'T A HOCKEY PLAYER?:
I'D BE A PRO LACROSSE PLAYER



on team in GWG. Played 17 playoff games for Chicago collecting 12 points (4 goals, 8 assists) with 24 penalty minutes. Ranked 3rd (tie) on team in playoff assists. Ranked 2nd on team in SHG (2). Made NHL playoff debut and collected 1st career playoff point (assist) in GM#1 of WCQF Apr. 16 vs. CGY. Scored 1st career NHL playoff goal in GM #1 of WCSF Apr. 30 vs. VAN (Roberto Luongo). Scored a career-high 2 playoff goals in GM #2 May 2 vs. VAN. Collected 2 assists in GM #4 May 7 vs. VAN. **2007-08:** Played 39 games for Chicago collecting 17 points (4 goals, 13 assists) with 28 penalty minutes. Collected 1st career NHL point (assist) Oct. 31 at DAL. Scored 1st career NHL goal Dec. 16 vs. FLA (Tomas Vokoun). Played 16 games for Rockford (AHL) collecting 10 points (6 goals, 4 assists) with 22 penalty minutes. Played 7 playoff games for Rockford collecting 8 penalty minutes. **2006-07:** Played 1 game for Chicago. Made NHL debut with Chicago Oct. 25 vs. VAN. Played 65 games for Norfolk collecting 49 points (17 goals, 32 assists) with 53 penalty minutes. Named AHL Rookie of the Month for February. **2005-06:** Played 59 games for London (OHL) collecting 130 points (57 goals, 73 assists) with 104 penalty minutes. Ranked 1st (tie) in OHL goals and 2nd in points. Named to OHL First All-Star Team. Played 15 playoff games

for London collecting 24 points (15 goals, 9 assists) with 41 penalty minutes. Established an OHL record with 15 goals in 15 playoff games. **2004-05:** Played 66 games for London collecting 85 points (34 goals, 51 assists) with 97 penalty minutes. Ranked 3rd on team in goals and assists. Played 18 playoff games for London collecting 25 points (11 goals, 14 assists) with 30 penalty minutes. Won OHL Championship with London. Played 4 games for London at Memorial Cup collecting 3 points (1 goal, 2 assists) with 8 penalty minutes. Won Memorial Cup with London. Played 6 games for Canada at IIHF World Junior Championship collecting 5 points (3 goals, 2 assists) with 14 penalty minutes. Won gold medal with Canada. **2003-04:** Played 65 games for London collecting 67 points (37 goals, 30 assists) with 58 penalty minutes. Ranked 2nd on team in goals. Named London's Most Improved Player. Played 15 playoff games for London collecting 13 points (3 goals, 10 assists) 18 penalty minutes. Played in CHL Top Prospects game and played for the Western Conference at the OHL All-Star Game. **2002-03:** In 1st junior season played 64 games for London collecting 17 points (7 goals, 10 assists) with 21 penalty minutes. Played 14 playoff games collecting 3 points (2 goals, 1 assist) with 2 penalty minutes.

AMATEUR AND PRO RECORD			REGULAR SEASON												PLAYOFFS				
SEASON	CLUB	LEAGUE	GP	G	A	PTS	+/-	PIM	PP	SH	GW	S	%	GP	G	A	PTS	PIM	
2002-03	LONDON	OHL	64	7	10	17	--	21	--	--	--	--	--	14	2	1	3	2	
2003-04	LONDON	OHL	65	37	30	70	--	58	--	--	--	--	--	15	3	10	13	18	
2004-05	LONDON	OHL	66	34	51	85	--	97	--	--	--	--	--	18	11	14	25	30	
2005-06	MEMORIAL CUP		4	1	2	3	--	8	--	--	--	--	--	--	--	--	--	--	
	LONDON	OHL	59	57	73	130	--	104	--	--	--	--	--	15	15	9	24	41	
2006-07	CANADA	WJC	6	3	2	5	--	14	--	--	--	--	--	--	--	--	--	--	
	CHICAGO	NHL	1	0	0	0	-1	0	0	0	0	1	0.0	--	--	--	--	--	
2007-08	NORFOLK	AHL	65	17	32	49	--	53	--	--	--	--	--	6	0	4	4	17	
	CHICAGO	NHL	39	4	13	17	6	28	0	0	0	49	8.2	--	--	--	--	--	
2008-09	ROCKFORD	AHL	16	6	4	10	--	22	--	--	--	--	--	7	0	0	0	8	
	CHICAGO	NHL	81	19	28	47	19	52	2	2	4	111	17.1	17	4	8	12	24	
2009-10	CHICAGO	NHL	39	6	10	16	5	28	1	0	0	52	11.5	22	8	8	16	30	
2010-11	CHICAGO	NHL	61	15	22	37	11	34	4	0	1	102	14.7	4	2	4	6	4	
2011-12	CHICAGO	NHL	76	19	18	37	0	47	7	3	2	126	15.1	6	0	3	3	2	
2012-13	CHICAGO	NHL	35	7	7	14	-7	22	1	0	1	46	15.2	18	3	3	6	24	
NHL TOTALS			332	70	98	168	33	211	15	5	8	487	14.4	67	17	26	43	84	

NHL SINGLE GAME MILESTONES

HAT TRICKS None
MOST GOALS 2(8) - Mar. 31, 2013 (CHI) at DET
MOST ASSISTS 3(2) - Feb. 15, 2011 (CHI) vs. MIN
MOST POINTS 3(5) - Jan. 20, 2013 (CHI) at PHX (2G,1A)
*number of times occurred in parenthesis (.)

LONGEST NHL STREAKS

POINTS 5 - Last: Jan. 9 - 22, 2011 (CHI) (5G,3A)
GOALS 3 - Last: Jan. 8 - 12, 2012 (CHI) (4G)
ASSISTS 3 - Last: Jan. 31 - Feb. 5, 2009 (CHI) (3A)

REGULAR SEASON OT GOALS

1. Nov. 22, 2008 (CHI) at TOR (Toskala)

REGULAR SEASON PENALTY SHOTS

None

LEAFS SINGLE GAME MILESTONES

N/A
N/A
N/A
N/A

LONGEST LEAFS STREAKS

N/A
N/A
N/A

REGULAR SEASON SHOOTOUT ATTEMPTS

2007-08: None
2008-09: Did not score in 3 attempts
2009-10: Did not score in 1 attempt
2010-11: None
2011-12: Scored 1 goal in 5 attempts
2012-13: None
CAREER: Scored 1 goal in 9 attempts



BORN: REGINA, SASKATCHEWAN, CAN

DATE: MARCH 19, 1986

HEIGHT: 6' 1"

WEIGHT: 195 LBS.

SHOOTS: RIGHT

POSITION: CENTRE

★ **BECAME A LEAF:** Signed as a free agent by Toronto, April 3, 2009.

TRANSACTIONS: None.

★ **2012-13 SEASON:** Played 46 games for the Maple Leafs collecting 28 points (12 goals, 16 assists) with 6 penalty minutes. Ranked 1st on team in SHG (1) and faceoff percentage (52.6%), and 2nd (tie) in GWG (3). Collected a point in 3 consecutive games to start the season (Jan. 19 – 23). Scored GWG Jan. 19 at MTL. Played 200th career NHL game Feb. 2 at BOS. Scored SHG, collected an assist and named 1st star Feb. 7 at WPG. Scored a goal, won 19-of-23 faceoffs (83%) and named 3rd star Feb. 9 at MTL. Registered a season-high 4-game point streak (Mar. 14 – 21) with 4 points (3 goals, 1 assist). Collected 3 points (1 goal, 2 assists) and a career-high (+4) rating Mar. 28 vs. CAR. Missed final 2 regular season games (Apr. 25 & 27) with upper body injury. Shootout Stats: 3-for-5. Played 5 playoff games for the Maple Leafs collecting 2 points (1 goal, 1 assist) with 4 penalty minutes. Ranked 1st on team in playoff SHG (1). Made NHL playoff debut and collected an assist in GM #1 of ECQF May 1 at BOS. Scored 1st career NHL playoff goal (SHG) in GM #5 May 10 at BOS (Tuukka Rask). Missed final 2 playoff games (May 12 & 13) due to upper-body injury.


★ **CAREER:** **2011-12:** Played 73 games for the Maple Leafs collecting 47 points (18 goals, 29 assists) with 22 penalty minutes. Established career-highs

Vs. NHL	GP	G	A	P	PIM
ANAHEIM	2	3	1	4	0
BOSTON	19	1	3	4	0
BUFFALO	15	4	6	10	6
CALGARY	4	1	2	3	0
CAROLINA	13	2	5	7	2
CHICAGO	2	1	0	1	0
COLORADO	3	1	1	2	2
COLUMBUS	2	1	0	1	0
DALLAS	2	1	0	1	2
DETROIT	1	0	0	0	0
EDMONTON	5	2	3	5	2
FLORIDA	12	2	2	4	4
LOS ANGELES	3	0	3	3	0
MINNESOTA	2	0	1	1	0
MONTREAL	17	6	6	12	6
NASHVILLE	3	0	2	2	2
NEW JERSEY	15	3	3	6	4
NY ISLANDERS	12	0	3	3	0
NY RANGERS	12	0	6	6	6
OTTAWA	20	8	8	16	4
PHILADELPHIA	13	3	3	6	4
PHOENIX	2	0	0	0	0
PITTSBURGH	12	5	3	8	2
SAN JOSE	3	1	1	2	0
ST LOUIS	3	0	2	2	0
TAMPA BAY	12	4	5	9	0
TORONTO	0	0	0	0	0
VANCOUVER	5	1	2	3	0
WASHINGTON	12	2	3	5	0
WINNIPEG	12	1	7	8	2
NHL TOTALS:	238	53	81	134	48

in a season for goals, assists, points and penalty minutes. Ranked 1st on Maple Leafs in shooting percentage (16.5%). Missed 2 games (Oct. 22 & 24) due to foot injury. Collected 3 points (2 goals, 1 assist) Nov. 22 at TBL. Scored the NHL's 1st 3-on-3 goal of the 2011-12 season Nov. 22 at TBL. Suffered upper-body injury during practice Dec. 30. Missed 7 games (Dec. 31 – Jan. 14) due to upper-body injury. Collected 3 points (1 goal, 2 assists) and a (+3) rating Feb. 4 at OTT. Scored 2 goals and set career-high with 33rd point of season (on 1st goal) Feb. 9 at PHI. Registered season-high 4-game point streak (Feb. 4 – 9) with 7 points (4 goals, 3 assists). Collected 100th career NHL point with an assist Mar. 20 vs. NYI. Set a career-high with 16th goal of season Mar. 23 at NJD. Collected 3 points (2 goals, 1 assist) and a (+3) rating Apr. 3 at BUF. **2010-11:** Played 82 games for the Maple Leafs collecting 32 points (15 goals, 17 assists) with 14 penalty minutes. Established a career-high for PPG (6). Ranked 1st on Maple Leafs in faceoff win percentage (54.6), 1st (tie) in SHG (1), and 3rd (tie) in PPG and GWG (4). 1 of 5 Maple Leafs players to play in all 82 games. Played 100th career NHL game Feb. 27 at Atlanta. Became 2nd player in franchise history to score a 3-on-5 shorthanded goal Apr. 6 at NJD - Darryl Sittler accomplished same feat Mar. 19, 1980 vs. Winnipeg. **2009-10:** Played 37 games for the Maple Leafs collecting 27 points (8 goals, 19 assists) with 6 penalty minutes. Played 32 games for the Toronto Marlies (AHL) collecting 20 points (4 goals, 16 assists) with 6 penalty minutes. Ranked 11th in NHL rookie scoring. Recalled from Marlies Oct. 13. Made NHL debut and collected an assist Oct. 13 vs. Colorado. Assigned to the Marlies

WHY DO YOU WEAR #42?:
DOUBLED 21, WHICH I WORE AT U. OF DENVER
FORMER PLAYER YOU'D LIKE TO PLAY WITH:
PAVEL BURE

FAVOURITE OFFSEASON ACTIVITY:
GOLFING AND FISHING
FAVOURITE TV SHOW:
SUITS



Oct. 14. Recalled from the Marlies Jan. 11. Scored 1st NHL goal and added an assist Jan. 14 vs. PHI (Michael Leighton). Registered a 4-game point streak (Feb. 2 – 8) with 5 points (2 goals, 3 assists). Collected 3 points (1 goal, 2 assists) Mar. 13 vs. Edmonton. **2008-09:** Played 19 games for the University of Denver (WCHA) collecting 23 points (8 goals, 15 assists) with 10 penalty minutes. Ranked 2nd on Denver with a (+14) rating. Missed 21 games due to knee injury. Named to the All-WCHA Academic Team. **2007-08:** Played 41 games for the University of Denver collecting 34 points (18 goals, 16 assists) with 22 penalty minutes. Ranked 1st on Denver in goals and points. Ranked 2nd on Denver in plus/minus (+12). Ranked 3rd on Denver in assists. Ranked 2nd in NCAA SHG (5). Became 3rd freshman since 1986-87 to lead team in scoring. Named to All-WCHA Third Team and All-WCHA Rookie Team. **2006-07:** Played

59 games for Victoria (BCHL) collecting 128 points (45 goals, 83 assists) with 45 penalty minutes. Won Brett Hull Trophy as BCHL's Top Scorer. Ranked 1st in BCHL assists. Ranked 4th in BCHL goals. Ranked 1st on Victoria in goals, assists, points and SHG (5). Played 11 playoff games for Victoria collecting 13 points (4 goals, 9 assists) with 6 penalty minutes. Ranked 1st on Victoria in playoff assists and points. **2005-06:** Played 56 games for Victoria collecting 69 points (31 goals, 38 assists) with 26 penalty minutes. Ranked 1st on Victoria in goals, assists, points, PPG (10) and SHG (6). Played 16 playoff games for Victoria collecting 16 points (8 goals, 8 assists) with 14 penalty minutes. Ranked 2nd on Victoria in playoff points. **2004-05:** Played 55 games for Victoria collecting 31 points (15 goals, 16 assists) with 24 penalty minutes. Played 5 playoff games for Victoria collecting 2 assists with 2 penalty minutes.

AMATEUR AND PRO RECORD

		REGULAR SEASON													PLAYOFFS					
SEASON	CLUB	LEAGUE	GP	G	A	PTS	+/-	PIM	PP	SH	GW	S	%	GP	G	A	PTS	PIM		
2004-05	VICTORIA	BCHL	55	15	16	31	--	24	--	--	--	--	5%	5	0	2	2	2		
2005-06	VICTORIA	BCHL	56	31	38	69	--	26	--	--	--	--	--	16	8	8	16	14		
2006-07	VICTORIA	BCHL	59	45	83	128	--	45	--	--	--	--	--	11	4	9	13	6		
2007-08	U. OF DENVER	WCHA	41	18	16	34	--	22	--	--	--	--	--	--	--	--	--	--		
2008-09	U. OF DENVER	WCHA	19	8	15	23	--	10	--	--	--	--	--	--	--	--	--	--		
2009-10	TORONTO	NHL	37	8	19	27	-5	6	2	0	1	51	15.7	--	--	--	--	--		
	TORONTO	AHL	32	4	16	20	-8	6	--	--	--	--	--	--	--	--	--	--		
2010-11	TORONTO	NHL	82	15	17	32	-29	14	6	1	4	120	12.5	--	--	--	--	--		
2011-12	TORONTO	NHL	73	18	29	47	-7	22	4	0	1	109	16.5	--	--	--	--	--		
2012-13	TORONTO	NHL	46	12	16	28	-1	6	4	1	3	61	19.7	5	1	1	2	4		
	NHL TOTALS		238	53	81	134	-42	48	16	2	9	341	15.5	5	1	1	2	4		

NHL SINGLE GAME MILESTONES

HAT TRICKS None
MOST GOALS 2(6) – Last: Apr. 3, 2012 at BUF
MOST ASSISTS 2(6) – Last: Feb. 4, 2012 at OTT
MOST POINTS 3(7) – Last: Mar. 28, 2013 vs. CAR (1G, 2A)
*number of times occurred in parenthesis ().

LONGEST NHL STREAKS

POINTS 4 – Last: Mar. 14 – 21, 2013 (3G, 1A)
GOALS 2 – Last: Mar. 20 – 21, 2013 (2G)
ASSISTS 3 – Last: Dec. 16 – 19, 2012 (4A)

REGULAR SEASON OT GOALS

None

REGULAR SEASON PENALTY SHOTS

None

LEAFS SINGLE GAME MILESTONES

See NHL Single Game Milestones
See NHL Single Game Milestones
See NHL Single Game Milestones
See NHL Single Game Milestones

LONGEST LEAFS STREAKS

See Longest NHL Streaks
See Longest NHL Streaks
See Longest NHL Streaks

REGULAR SEASON SHOOTOUT ATTEMPTS

2009-10: Did not score in 1 attempt
2010-11: Scored 3 goals in 4 attempts
2011-12: Scored 1 goal in 3 attempts
2012-13: Scored 3 goals in 5 attempts
CAREER: Scored 7 goals in 13 attempts



BORN: WILLINGBORO, NEW JERSEY, USA

DATE: APRIL 3, 1989

HEIGHT: 6' 1"

WEIGHT: 213 LBS.

SHOOTS: LEFT

POSITION: DEFENCE

★ **BECAME A LEAF:** Signed as a free agent by Toronto, July 5, 2013.

TRANSACTIONS: Originally Buffalo's first choice, 31st overall, in 2007 Entry Draft. Traded to Florida by Buffalo for a fifth round pick (Gustav Possler) in 2013 Entry Draft, March 15, 2013.

★ **2012-13 SEASON:** Split season between Buffalo and Florida organizations. Began season playing 36 games for Rochester (AHL) collecting 35 points (14 goals, 21 assists) with 57 penalty minutes. Ranked 1st on Rochester in goals, assists and points at time of recall to Buffalo Jan. 14. Ranked 2nd among AHL defencemen in points at time of recall to Buffalo. Named AHL Player of the Week for the period ending Dec. 30 and in 3 games collected 6 points (1 goal, 5 assists). Played 10 games for Buffalo scoring 1 goal with 6 penalty minutes. Scored 1st goal of season Mar. 5 at CAR. Acquired by Florida from Buffalo Mar. 15. Played 19 games for Florida collecting 9 points (2 goals, 7 assists) with 2 penalty minutes. Scored a goal in 1st game with Florida and registered a career-high (23:42) of ice-time Mar. 16 vs. NYI. Collected 1st career assist Mar. 21 at NYR. Registered 1st multi-point game of career (2 assists) Mar. 2 at TBL. Collected a goal and an assist Apr. 11 at WPG.

Vs. NHL	GP	G	A	P	PIM
ANAHEIM	0	0	0	0	0
BOSTON	3	1	0	1	0
BUFFALO	1	0	0	0	0
CALGARY	0	0	0	0	0
CAROLINA	2	1	0	1	0
CHICAGO	1	0	0	0	2
COLORADO	0	0	0	0	0
COLUMBUS	1	0	0	0	2
DALLAS	0	0	0	0	0
DETROIT	1	0	0	0	0
EDMONTON	1	0	0	0	0
FLORIDA	1	0	0	0	0
LOS ANGELES	0	0	0	0	0
MINNESOTA	0	0	0	0	0
MONTREAL	1	0	0	0	2
NASHVILLE	0	0	0	0	0
NEW JERSEY	4	0	0	0	0
NY ISLANDERS	4	1	0	1	4
NY RANGERS	3	0	2	2	0
OTTAWA	3	0	0	0	2
PHILADELPHIA	2	0	0	0	2
PHOENIX	0	0	0	0	0
PITTSBURGH	1	0	0	0	0
SAN JOSE	0	0	0	0	0
ST LOUIS	0	0	0	0	0
TAMPA BAY	2	0	3	3	0
TORONTO	4	0	0	0	0
VANCOUVER	0	0	0	0	0
WASHINGTON	2	0	1	1	0
WINNIPEG	3	1	1	2	0
NHL TOTALS:	40	4	7	11	14


★ **CAREER: 2011-12:** Split season between Buffalo and Rochester. Played 11 games for Buffalo scoring 1 goal with 6 penalty minutes. Scored in NHL debut Nov. 23 vs. BOS (Tim Thomas) and became 1st Buffalo defenceman to score in 1st NHL game since Lindy Ruff (Oct. 11, 1979). Missed 7 games with Buffalo (Jan. 1 - Feb. 10) with upper body injury. Played 52 games for Rochester collecting 30 points (16 goals, 14 assists) with 39 penalty minutes. Ranked 1st (tie) among AHL defencemen in goals. Ranked 2nd on Rochester defencemen in points. Ranked 2nd on Rochester in PPG (7). Registered a 7-game point streak (Dec. 11 - 30) with 8 points (3 goals, 5 assists) in Rochester. Played 3 playoff games for Rochester scoring 2 goals with 6 penalty minutes. **2010-11:** Played 72 games for Portland collecting 39 points (15 goals, 24 assists) with 49 penalty minutes. Scored goals in 3 consecutive games Feb. 6 - 13 (3 goals). Registered a 5-game point streak (Mar. 18 - 25) with 5 points (2 goals, 3 assists). Played 4 playoff games collecting 1 assist with 6 penalty minutes. **2009-10:** Played 1st professional season with Portland collecting 23 points (6 goals, 17 assists) with 64 penalty minutes. Made AHL debut Oct. 9 at Albany. Collected 1st 2 AHL points (2 assists) Oct. 16 vs. Hartford. Scored 1st AHL goal Jan. 12 vs. Lowell. Played 4 playoff games for Portland collecting 1 assist with 2 penalty minutes. **2008-09:** Played 59 games for Montreal (QMJHL) collecting 34 points (5 goals, 29 assists) with 63 penalty minutes.

FAVOURITE NHL TEAM GROWING UP:
PHILADELPHIA FLYERS

FORMER PLAYER YOU'D LIKE TO PLAY WITH:
ERIC WEINRICH

FAVOURITE PUMP UP SONG:
SWEET NOTHING - CALVIN HARRIS

PET PEEVE:
BAD DRIVERS



Played 10 playoff games for Montreal collecting 12 points (4 goals, 8 assists) with 34 penalty minutes. **2007-08:** Played 65 games for St. John's (QMJHL) collecting 41 points (16 goals, 25 assists) with 92 penalty minutes. Twice named QMJHL's Defensive Player of the Week. Played 6 playoff games for St. John's collecting 6 points (2 goals, 4 assists) with 12 penalty minutes. **2006-07:** Played 68 games for St. John's in 1st QMJHL season collecting 41 points

(16 goals, 25 assists) with 79 penalty minutes. Ranked 1st in points among all QMJHL rookie defencemen. Awarded the Raymond-Lagace Trophy as the QMJHL's best rookie defenceman. Named QMJHL Rookie of the Month for February after playing 11 games and collecting 11 points (7 goals, 4 assists). Played 4 playoff games for St. John's collecting 2 points (1 goal, 1 assist) with 4 penalty minutes.

AMATEUR AND PRO RECORD		REGULAR SEASON														PLAYOFFS					
SEASON	CLUB	LEAGUE	GP	G	A	PTS	+/-	PIM	PP	SH	GW	S	5%	GP	G	A	PTS	PIM			
2006-07	ST. JOHN'S	QMJHL	68	16	25	41	--	79	--	--	--	--	---	4	1	1	2	4			
2007-08	ST. JOHN'S	QMJHL	65	16	25	41	--	92	--	--	--	--	---	6	2	4	6	12			
2008-09	MONTREAL	QMJHL	59	5	29	34	--	63	--	--	--	--	---	10	4	8	12	34			
2009-10	PORTLAND	AHL	65	6	17	23	--	64	--	--	--	--	---	4	0	1	1	2			
2010-11	PORTLAND	AHL	72	15	24	39	--	49	--	--	--	--	---	4	0	1	1	6			
2011-12	BUFFALO	NHL	11	1	0	1	0	6	0	0	0	14	7.1	--	--	--	---	---			
	ROCHESTER	AHL	52	16	14	30	--	39	--	--	--	--	---	3	2	0	2	6			
2012-13	BUFFALO	NHL	10	1	0	1	-1	6	1	0	0	18	5.6	--	--	--	---	---			
	FLORIDA	NHL	19	2	7	9	-8	2	0	0	0	24	8.3	--	--	--	---	---			
	ROCHESTER	AHL	36	14	21	35	--	57	--	--	--	--	---	--	--	--	---	---			
	NHL TOTALS		40	4	7	11	-9	14	1	0	0	56	7.1	--	--	--	---	---			

NHL SINGLE GAME MILESTONES

HAT TRICKS None
 MOST GOALS 1(4) - Apr. 11, 2013 (FLA) at WPG
 MOST ASSISTS 2(1) - Apr. 2, 2013 (FLA) at TBL
 MOST POINTS 2(2) - Apr. 11, 2013 (FLA) at WPG (1G,1A)
 *number of times occurred in parenthesis ().

LONGEST NHL STREAKS

POINTS 2 - Last: Apr. 2 - 6, 2013 (FLA) (3A)
 GOALS 1 - Last: Apr. 11, 2013 (1G)
 ASSISTS 2 - Last: Apr. 2 - 6, 2013 (FLA) (3A)

REGULAR SEASON OT GOALS

None

REGULAR SEASON PENALTY SHOTS

None

LEAFS SINGLE GAME MILESTONES

N/A
 N/A
 N/A
 N/A

LONGEST LEAFS STREAKS

N/A
 N/A
 N/A

REGULAR SEASON SHOOTOUT ATTEMPTS

2011-12: None
 2012-13: None



BORN: TORONTO, ONTARIO, CAN

DATE: MARCH 31, 1984

HEIGHT: 6' 1"

WEIGHT: 200 LBS.

SHOOTS: RIGHT

POSITION: RIGHT WING



BECAME A LEAF: Signed as a free agent by Toronto, July 5, 2013.

TRANSACTIONS: Originally signed as a free agent by New Jersey, August 12, 2005.



2012-13 SEASON: Played all 48 games for New Jersey collecting 24 points (15 goals, 9 assists) with 78 penalty minutes. Played 5 games for EC Salzburg collecting 3 points (2 goals, 1 assist) with 18 penalty minutes. Ranked 1st on New Jersey in goals, PPG (6), GWG (5-tie) and penalty minutes. Ranked 1st on New Jersey in penalty minutes in 5 of past 6 seasons. Began season with career-high 6-game point streak (Jan. 19 - 31) with 8 points (4 goals, 4 assists). Collected a career-high (tie) 3 points (1 goal, 2 assists) Jan. 27 at MTL and 3 points (2 goals, 1 assist) Feb. 5 vs. NYR. Played 400th career NHL game Mar. 4 at TOR. Registered 4 multi-point games and most recently collected 2 points (1 goal, 1 assist) Apr. 20 vs. FLA.



CAREER: 2011-12: Played 80 games for New Jersey collecting 46 points (30 goals, 16 assists) with 138 penalty minutes. Registered a career-high in goals, assists, points, PPG (8), GWG (7) and penalty minutes. Ranked 1st on team in GWG and penalty minutes, 2nd (tie) in PPG, 3rd in goals. Played 300th career NHL game Oct. 10 vs. CAR. Scored 2 goals including 1st career OTG Dec. 6 at TOR. Registered a 5-game point streak (Jan. 31 - Feb. 7) with 8 points (5 goals, 3 assists). Played career-high 181 consecutive

Vs. NHL	GP	G	A	P	PIM
ANAHEIM	5	2	1	3	4
BOSTON	23	7	3	10	13
BUFFALO	22	5	4	9	19
CALGARY	5	1	0	1	10
CAROLINA	23	5	6	11	53
CHICAGO	5	0	0	0	5
COLORADO	5	0	0	0	10
COLUMBUS	4	2	1	3	0
DALLAS	8	4	0	4	10
DETROIT	4	0	1	1	10
EDMONTON	5	0	1	1	28
FLORIDA	22	8	6	14	30
LOS ANGELES	6	1	2	3	4
MINNESOTA	4	0	2	2	15
MONTREAL	20	5	3	8	33
NASHVILLE	4	2	0	2	9
NEW JERSEY	0	0	0	0	0
NY ISLANDERS	34	8	4	12	57
NY RANGERS	33	5	7	12	79
OTTAWA	20	2	3	5	53
PHILADELPHIA	34	6	9	15	98
PHOENIX	4	0	0	0	18
PITTSBURGH	35	7	4	11	67
SAN JOSE	6	4	2	6	0
ST LOUIS	4	1	1	2	0
TAMPA BAY	22	6	6	12	58
TORONTO	21	10	1	11	36
VANCOUVER	4	1	1	2	6
WASHINGTON	22	3	3	6	19
WINNIPEG	22	2	2	4	26
NHL TOTALS:	426	97	73	170	770

games from Mar. 2, 2010 to Mar. 31, 2012. Missed 2 games due to lower body injury (Apr. 3 & 7). Played 24 playoff games for New Jersey collecting 12 points (3 goals, 9 assists) with 32 penalty minutes. Ranked 1st on team (tie) in playoff GWG (3). 1 of 3 players on team to finish a 'plus' in all 4 playoff rounds. **2010-11:** Played 82 games for New Jersey collecting 18 points (12 goals, 6 assists) with 116 penalty minutes. 1 of 4 players on team to play in all 82 games. Ranked 3rd on team in shots on goal (192). Collected 100th career NHL point (assist) Apr. 10 vs. BOS. **2009-10:** Played 46 games for New Jersey collecting 24 points (11 goals, 13 assists) with 85 penalty minutes. Scored game-deciding goal in 1st shootout attempt Oct. 31 at TBL. Sustained an injury Nov. 27 (non-displaced fracture of bone above ankle) and missed 13 games. Missed 23 games (Dec. 31 - Feb. 13) due to lower body injury. Played 200th career NHL game Mar. 12 vs. PIT. Played 5 playoff games for New Jersey collecting 22 penalty minutes. **2008-09:** Played 82 games for New Jersey collecting 32 points (17 goals, 15 assists) with 164 penalty minutes. 1 of 5 players to play in all 82 games. Ranked 1st on team in penalty minutes. Played 100th career NHL game Nov. 5 vs. TBL. Registered a 5-game point streak (Jan. 11 - 19) with 5 points (3 goals, 2 assists). Played 7 playoff games for New Jersey collecting 2 goals and 19 penalty minutes. Scored 1st career playoff point (goal) in GM #4 of ECQF at CAR (Cam Ward). **2007-08:** Played 81 games for New Jersey collecting 22 points (9 goals, 13 assists) with 183 penalty minutes. Ranked 1st on New Jersey in penalty minutes. Most penalty minutes since 1999-00

FONDEST OUTDOOR HOCKEY MEMORY:
PLAYING BEHIND THE BEER STORE NEAR
QUEENSWAY AND ROYAL YORK

PRE-GAME RITUAL/SUPERSTITION:
DEPENDS HOW I'M PLAYING

IF YOU WEREN'T A HOCKEY PLAYER?:
I'D BE A POLICE OFFICER

CAN'T LIVE WITHOUT:
MY DAUGHTER



(K. OIWA). Wore sweater #23 after wearing #27 the previous season. Played in 2008 NHL YoungStars Game and scored 1 goal. **2006-07:** Split season between New Jersey and Lowell (AHL). Played 7 games for New Jersey collecting 4 points (3 goals, 1 assist) with 6 penalty minutes. Played 67 games for Lowell collecting 38 points (20 goals, 18 assists) with 150 penalty minutes. Played 1st career NHL game Mar. 15 at CAR. Scored 1st career NHL goal and assist Mar. 17 vs. CAR (John Grahame). Ranked 2nd on Lowell in goals and 3rd (tie) in points. Ranked 1st on Lowell in penalty minutes. Named AHL Player of the Week for period ending Jan. 14 playing 2 games and collecting 8 points (5 goals, 3 assists) with a +6 rating. **2005-06:** Played 56 games for Albany (AHL) collecting 34 points (13 goals, 21 assists) with 233 penalty minutes. Ranked 1st on team in penalty minutes. **2004-05:** Played 51 games for Kitchener (OHL) collecting 54 points (33 goals, 21 assists) with 145 penalty minutes. Ranked 1st on Kitchener in

goals and 3rd in penalty minutes. Played 15 playoff games for Kitchener collecting 8 points (6 goals, 2 assists) with 40 penalty minutes. **2003-04:** Played 55 games for Kitchener collecting 39 points (22 goals, 17 assists) with 173 penalty minutes. Ranked 3rd on Kitchener in penalty minutes. **2002-03:** Played 3 games for Belleville (OHL) collecting 11 penalty minutes and played 54 games for Kitchener collecting 28 points (17 goals, 11 assists) with 122 penalty minutes. Played 21 playoff games for Kitchener collecting 7 points (4 goals, 3 assists) with 23 penalty minutes. Named OHL Championship with Kitchener. Played 4 games for Kitchener at Memorial Cup scoring 2 goals and 2 penalty minutes. Won Memorial Cup with Kitchener. **2001-02:** Played 22 games for Belleville collecting 9 points (2 goals, 7 assists) with 34 penalty minutes. Played 8 playoff games for Belleville collecting 2 points (1 goal, 1 assist) with 6 penalty minutes.

AMATEUR AND PRO RECORD		REGULAR SEASON													PLAYOFFS					
SEASON	CLUB	LEAGUE	GP	G	A	PTS	+/-	PIM	PP	SH	GW	S	%	GP	G	A	PTS	PIM		
2000-01	PORT HOPE	OPIHL	47	18	14	32	--	118	--	--	--	--	--	--	--	--	--	--	--	--
2001-02	BELLEVILLE	OHL	22	2	7	9	--	34	--	--	--	--	--	8	1	1	2	6		
	AURORA	OPIHL	37	26	21	47	--	141	--	--	--	--	--	--	--	--	--	--	--	--
2002-03	BELLEVILLE	OHL	3	0	0	0	--	11	--	--	--	--	--	--	--	--	--	--	--	--
	KITCHENER	OHL	54	17	11	28	--	122	--	--	--	--	--	21	4	3	7	23		
MEMORIAL CUP			4	2	0	2	--	2	--	--	--	--	--	--	--	--	--	--	--	--
2003-04	KITCHENER	OHL	55	22	17	39	--	173	--	--	--	--	--	--	--	--	--	--	--	--
2004-05	KITCHENER	OHL	51	33	21	54	--	145	--	--	--	--	--	15	6	2	8	40		
2005-06	ALBANY	AHL	56	13	21	34	--	233	--	--	--	--	--	--	--	--	--	--	--	--
2006-07	NEW JERSEY	NHL	7	3	1	4	-1	6	2	0	1	18	16.7	3	0	0	0	2		
	LOWELL	AHL	67	20	18	38	--	150	--	--	--	--	--	--	--	--	--	--	--	--
2007-08	NEW JERSEY	NHL	81	9	13	22	1	183	0	0	1	151	6.0	5	0	0	0	4		
2008-09	NEW JERSEY	NHL	82	17	15	32	-1	164	4	0	3	158	10.8	7	2	0	2	19		
2009-10	NEW JERSEY	NHL	46	11	13	24	3	85	3	0	2	106	10.4	5	0	0	0	22		
2010-11	NEW JERSEY	NHL	82	12	6	18	-20	116	1	0	1	192	6.3	--	--	--	--	--		
2011-12	NEW JERSEY	NHL	80	30	16	46	-8	138	8	0	7	228	13.2	24	3	9	12	32		
2012-13	NEW JERSEY	NHL	48	15	9	24	-6	78	6	0	5	180	8.3	--	--	--	--	--		
	EC SALZBURG	AUS	5	2	1	3	--	18	--	--	--	--	--	--	--	--	--	--		
NHL TOTALS			426	97	73	170	-32	770	24	0	20	1033	9.4	44	5	9	14	79		

NHL SINGLE GAME MILESTONES

HAT TRICKS	None
MOST GOALS	2(7) Last: Feb. 10, 2013 (NJ) at PIT
MOST ASSISTS	2(6) Last: Jan. 27, 2013 (NJ) at MTL
MOST POINTS	3(3) Last: Feb. 5, 2013 (NJ) vs. NYR (2G,1A)

* number of times occurred in parenthesis ().

LONGEST NHL STREAKS

POINTS	6 - Last: Jan. 19 - 31, 2013 (NJ) (4G,4A)
GOALS	3 - Last: Feb. 19 - 24, 2012 (NJ) (3G)
ASSISTS	3 - Last: Jan. 31 - Feb. 4, 2012 (NJ) (3A)

REGULAR SEASON OT GOALS

1. Dec. 6, 2011 (NJ) at Toronto (Reimer)

REGULAR SEASON PENALTY SHOTS

None

LEAFS SINGLE GAME MILESTONES

N/A
N/A
N/A
N/A

LONGEST LEAFS STREAKS

N/A
N/A
N/A

REGULAR SEASON SHOOTOUT ATTEMPTS

2006-07: None
2007-08: None
2008-09: None
2009-10: Scored 1 goal in 1 attempt
2010-11: None
2011-12: Scored 1 goal in 2 attempts
2012-13: Scored 1 goal in 4 attempts
CAREER: Scored 3 goals in 7 attempts



BORN: CALGARY, ALBERTA, CAN

DATE: JANUARY 30, 1990

HEIGHT: 6' 5"

WEIGHT: 213 LBS.

SHOOTS: LEFT

POSITION: CENTRE

Vs. NHL	GP	G	A	P	PIM
ANAHEIM	1	0	1	1	0
BOSTON	2	0	0	0	0
BUFFALO	1	0	1	1	2
CALGARY	0	0	0	0	0
CAROLINA	1	0	0	0	2
CHICAGO	0	0	0	0	0
COLORADO	0	0	0	0	0
COLUMBUS	0	0	0	0	0
DALLAS	1	0	1	1	0
DETROIT	0	0	0	0	0
EDMONTON	0	0	0	0	0
FLORIDA	1	0	0	0	0
LOS ANGELES	0	0	0	0	0
MINNESOTA	0	0	0	0	0
MONTREAL	2	0	1	1	0
NASHVILLE	0	0	0	0	0
NEW JERSEY	2	0	0	0	0
NY ISLANDERS	0	0	0	0	0
NY RANGERS	2	0	0	0	2
OTTAWA	0	0	0	0	0
PHILADELPHIA	0	0	0	0	0
PHOENIX	0	0	0	0	0
PITTSBURGH	0	0	0	0	0
SAN JOSE	0	0	0	0	0
ST LOUIS	0	0	0	0	0
TAMPA BAY	2	1	0	1	0
TORONTO	0	0	0	0	0
VANCOUVER	0	0	0	0	0
WASHINGTON	1	0	1	1	0
WINNIPEG	0	0	0	0	0
NHL TOTALS:	16	1	5	6	6

(Dwayne Roloson). Collected an assist in back-to-back games (Nov. 25 & 27) Assigned to the Marlies Dec. 9. Named to the Western Conference roster at the AHL All-Star Classic (did not play). Recalled on emergency conditions from the Marlies Apr. 2. Collected an assist Apr. 3 at BUF. Assigned to the Marlies Apr. 4. Played 15 playoff games for the Marlies collecting 8 points (2 goals, 6 assists) with 8 penalty minutes. Missed 2 playoff games due to injury. **2010-11:** Played 1 game for the Maple Leafs collecting an assist. Played 20 games for the Marlies collecting 16 points (8 goals, 8 assists) with 8 penalty minutes. Played 55 games for Providence (AHL) collecting 26 points (12 goals, 14 assists) with 35 penalty minutes. Ranked 1st on the Marlies in goals (20) and powerplay points (19). Ranked 2nd on the Marlies in points (42). Acquired by the Maple Leafs from Boston Feb. 18. Made Marlies debut and scored a goal Feb. 19 vs. Grand Rapids. Recalled from the Marlies Apr. 8. Made NHL debut with the Maple Leafs and collected 1st NHL point (assist) Apr. 9 vs. MTL. Assigned to the Marlies Apr. 10. **2009-10:** Played 39 games for the University of Denver (WCHA) collecting 41 points (22 goals, 19 assists) with 30 penalty minutes. Ranked 1st on Denver in goals and 2nd (tie) in points. Ranked 1st (tie) in NCAA with 8 GWG. Registered 10 multi-point games. Two-time recipient of Red Baron WCHA Offensive Player of the Week Award. Named to All-WCHA Third Team. Named to All-WCHA Academic Team and earned WCHA Scholar-Athlete status. Played 6 games for Providence (AHL) collecting 2 assists with 2 penalty minutes. Made AHL debut

BECAME A LEAF: Acquired from Boston with Boston's first round pick (later obtained by Anaheim - Rickard Rakell) in 2011 Entry Draft and second round pick (later obtained by Dallas - Mike Winther) in 2012 Entry Draft for Tomas Kaberle, February 18, 2011.


TRANSACTIONS: Originally Boston's first choice, 16th overall, in 2008 Entry Draft.

2012-13 SEASON: Played 5 games for the Maple Leafs collecting 2 penalty minutes. Played 65 games for the Toronto Marlies (AHL) collecting 42 points (14 goals, 28 assists) with 53 penalty minutes. Ranked 1st on the Marlies in assists (tie) and PPG (7-tie). Recalled from the Marlies Apr. 4. Played 1st Maple Leafs game of season Apr. 6 at NJD. Healthy scratch 7 times this season, most recently Apr. 20 at OTT. Played 2 playoff games for the Maple Leafs. Made NHL playoff debut in GM #6 of ECQF May 12 vs. BOS. After season with Maple Leafs completed played 4 playoff games for the Marlies collecting 1 assist with 2 penalty minutes.

CAREER: **2011-12:** Played 10 games for the Maple Leafs collecting 5 points (1 goal, 4 assists) with 4 penalty minutes. Played 65 games for the Toronto Marlies (AHL) collecting 39 points (16 goals, 23 assists) with 46 penalty minutes. Named AHL Player of the Month for October with 16 points (8 goals, 8 assists) in 9 games. Recalled from the Marlies Nov. 19. Scored 1st career NHL goal Nov. 22 at TBL

FONDEST OUTDOOR HOCKEY MEMORY:
MARLIES/BULLDOGS
(IVOR WYNNE STADIUM, 2012)
FORMER PLAYER YOU'D LIKE TO PLAY WITH:
CAM NEELY

FAVOURITE MOVIE:
GLADIATOR
SONG YOU'D SING DURING AMERICAN IDOL AUDITION:
FRIENDS IN LOW PLACES - GARTH BROOKS



with Providence and collected 2 assists Apr. 2. **2008-09:** Played in all 40 games in 1st season at University of Denver collecting 31 points (10 goals, 21 assists) with 24 penalty minutes. Ranked 5th in WCHA points. Registered 8 multi-point games. Named to All-WCHA Rookie Team. Named Red Baron WCHA Rookie of the Week for period ending Dec. 8. Named co-recipient of Barry Sharp Memorial

Award as University of Denver's top freshman. **2006-08:** Played 2 seasons for Camrose (Alberta Junior Hockey League) playing 108 games collecting 138 points (53 goals, 85 assists) with 92 penalty minutes. In 2007-08 ranked 1st in AJHL assists (57) and in playoff scoring with 16 points (8 goals, 8 assists) in 18 games played. Camrose won AJHL championship in both seasons.

AMATEUR AND PRO RECORD		REGULAR SEASON														PLAYOFFS					
SEASON	CLUB	LEAGUE	GP	G	A	PTS	+/-	PIM	PP	SH	GW	S	%	GP	G	A	PTS	PIM			
2006-07	CAMROSE	AJHL	53	20	28	48	--	44	--	--	--	--	--	16	5	1	6	10			
	RBC CUP		5	3	3	6	--	4	--	--	--	--	--	--	--	--	--	--			
2007-08	CAMROSE	AJHL	55	33	57	90	--	48	--	--	--	--	--	18	8	8	16	26			
	RBC CUP		6	1	4	5	--	4	--	--	--	--	--	--	--	--	--	--			
2008-09	U. OF DENVER	WCHA	40	10	21	31	--	24	--	--	--	--	--	--	--	--	--	--			
2009-10	U. OF DENVER	WCHA	39	22	19	41	--	30	--	--	--	--	--	--	--	--	--	--			
	PROVIDENCE	AHL	6	0	2	2	--	2	--	--	--	--	--	--	--	--	--	--			
2010-11	TORONTO	NHL	1	0	1	1	1	0	0	0	0	1	0.0	--	--	--	--	--			
	PROVIDENCE	AHL	55	12	14	26	--	35	--	--	--	--	--	--	--	--	--	--			
	TORONTO	AHL	20	8	8	16	--	8	--	--	--	--	--	--	--	--	--	--			
2011-12	TORONTO	NHL	10	1	4	5	2	4	0	0	0	7	14.3	--	--	--	--	--			
	TORONTO	AHL	65	16	23	39	--	46	--	--	--	--	--	15	2	6	8	8			
2012-13	TORONTO	NHL	5	0	0	0	-1	2	0	0	0	4	0.0	2	0	0	0	0			
	TORONTO	AHL	65	14	28	42	--	53	--	--	--	--	--	4	0	1	1	2			
NHL TOTALS			16	1	5	6	2	6	0	0	0	12	8.3	2	0	0	0	0			

NHL SINGLE GAME MILESTONES

HAT TRICKS None
MOST GOALS 1(1) - Nov. 22, 2011 at TBL
MOST ASSISTS 1(5) - Apr. 3, 2012 at BUF
MOST POINTS 1(6) - Apr. 3, 2012 at BUF (1A)
*number of times occurred in parenthesis ().

LONGEST NHL STREAKS

POINTS 3 - Nov. 22 - 27, 2011 (1G, 2A)
GOALS 1 - Nov. 22, 2011 (1G)
ASSISTS 2 - Nov. 25 - 27, 2011 (2A)

REGULAR SEASON OT GOALS

None

REGULAR SEASON PENALTY SHOTS

None

LEAFS SINGLE GAME MILESTONES

See NHL Single Game Milestones
See NHL Single Game Milestones
See NHL Single Game Milestones
See NHL Single Game Milestones

LONGEST LEAFS STREAKS

See Longest NHL Streaks
See Longest NHL Streaks
See Longest NHL Streaks

REGULAR SEASON SHOOTOUT ATTEMPTS

2011-12: Did not score in 1 attempt
2012-13: None
CAREER: Did not score in 1 attempt



BORN: SICAMOUS, BRITISH COLUMBIA, CAN

DATE: AUGUST 8, 1987

HEIGHT: 6' 5"

WEIGHT: 213 LBS.

SHOOTS: RIGHT

POSITION: DEFENCE

Vs. NHL	GP	G	A	P	PIM
ANAHEIM	9	1	3	4	4
BOSTON	9	0	1	1	2
BUFFALO	9	1	6	7	2
CALGARY	10	1	2	3	0
CAROLINA	9	1	2	3	4
CHICAGO	11	1	5	6	2
COLORADO	7	3	2	5	2
COLUMBUS	10	1	0	1	2
DALLAS	7	0	1	1	0
DETROIT	12	0	2	2	4
EDMONTON	8	0	4	4	4
FLORIDA	8	0	4	4	2
LOS ANGELES	7	1	2	3	2
MINNESOTA	9	1	0	1	8
MONTREAL	10	0	4	4	4
NASHVILLE	1	0	0	0	0
NEW JERSEY	7	0	5	5	2
NY ISLANDERS	7	1	5	6	4
NY RANGERS	6	2	1	3	2
OTTAWA	9	2	6	8	2
PHILADELPHIA	7	0	4	4	0
PHOENIX	8	0	1	1	4
PITTSBURGH	6	2	1	3	2
SAN JOSE	8	1	3	4	2
ST LOUIS	12	0	1	1	2
TAMPA BAY	8	1	2	3	4
TORONTO	2	1	1	2	0
VANCOUVER	9	0	1	1	0
WASHINGTON	8	2	3	5	6
WINNIPEG	10	0	5	5	4
NHL TOTALS:	243	23	77	100	76

BECAME A LEAF: Acquired from Nashville with Matthew Lombardi for Brett Lebda and Robert Slaney, July 3, 2011.

TRANSACTIONS: Originally Nashville's third choice, 79th overall, in 2005 Entry Draft.

CAREER: **2011-12:** Played 57 games for the Maple Leafs collecting 21 points (5 goals, 16 assists) with 22 penalty minutes. Made Maple Leafs debut and collected an assist Oct. 15 vs. CGY. Scored 1st Maple Leafs goal and added an assist Nov. 19 vs. WSH (Michal Neuvirth). Registered a season-high 4-game point streak (Dec. 5 - 13) with 4 points (2 goals, 2 assists). Left game due to eye injury Mar. 7 at PIT. Scored a goal Mar. 24 vs. NYR. Healthy scratch 25 times, most recently Mar. 31 vs. BUF. **2010-11:** Played 80 games for Nashville collecting 29 points (8 goals, 21 assists) with 30 penalty minutes. Ranked 28th (tie) among NHL defencemen in goals and 24th in shots on goal. Ranked 3rd among Nashville defencemen in points and 2nd in both plus/minus (+10) and goals. Played 100th career NHL game Jan. 8 at San Jose. Played 12 playoff games for Nashville collecting 6 points (1 goal, 5 assists). Ranked 4th on team, and 14th among NHL defencemen in playoff points. Tied the Nashville franchise record for playoff assists and points by a defenceman. Set a Nashville franchise record for assists by a defenceman in a playoff series (4) in WCQF vs. Anaheim. Scored 1st career NHL playoff goal in GM #4 of WCSF May 5 vs. VAN (Roberto Luongo). **2009-10:** Played 61 games for Nashville collecting 21 points (6 goals, 15 assists) with 16 penalty minutes. Became 2nd rookie defenceman in Nashville franchise history to reach 20-point mark, joining Dan Hamhuis (6 goals, 15 assists). Ranked 3rd among NHL rookie defencemen in goals and for 4th (tie) in points. Ranked 1st among NHL rookie defencemen in GWG (3). Ranked 1st among NHL rookies and 2nd on the team in plus/minus (+15). Collected 1st career NHL point (assist) Oct. 21 at BOS. Scored 1st career NHL goal Oct. 22 at OTT (Pascal Leclaire). Missed 7 games due to injury. Began season playing for

WHY DO YOU WEAR #4?:
BECAUSE OF BOBBY ORR

HIDDEN TALENT:
BARBEQUING

FAVOURITE NHL TEAM GROWING UP:
TORONTO MAPLE LEAFS

FAVOURITE MOVIE:
DUMB AND DUMBER



Milwaukee (AHL). Played 6 games for Milwaukee collecting 7 points (2 goals, 5 assists) with 4 penalty minutes during 3 stints with Milwaukee. Played 4 playoff games for Nashville collecting 1 assist with 2 penalty minutes. Made NHL playoff debut and collected 1st NHL playoff point (assist) in GM #1 of WCQF Apr. 16 vs. CHI. **2008-09:** Played 76 games for Milwaukee (AHL) collecting 52 points (11 goals, 41 assists) with 47 penalty minutes. Named a Second Team AHL All-Star. Ranked 3rd among AHL defencemen in points, 6th in assists, and 7th (tie) in goals. Ranked 3rd on Milwaukee in assists and points. Ranked 4th (tie) among AHL defencemen in GWG (3). Played for Canadian AHL All-Stars at 2009 AHL All-Star Game and collected an assist Jan. 26. Played 11 playoff games for Milwaukee collecting 8 points (3 goals, 5 assists) with 8 penalty minutes. Ranked 2nd on team in playoff plus/minus (+9) and 2nd (tie) in points. **2007-08:** Played 76 games for Milwaukee collecting 36 points (11 goals, 25 assists) with 40 penalty minutes. Named to the AHL All-Rookie Team. Ranked 1st among AHL rookie defencemen in goals and PPG (8), and ranked 2nd in assists and points. Played 6 playoff games for Milwaukee collecting 2 assists and 2 penalty minutes. **2006-07:** Played 59 games for Vancouver (WHL) collecting 51 points (17

goals, 34 assists) with 88 penalty minutes. Ranked 6th (tie) among WHL defencemen in points. Played 19 playoff games for Vancouver (WHL) collecting 7 points (3 goals, 4 assists) with 10 penalty minutes. Played 5 games for Vancouver (WHL) at Memorial Cup collecting 2 points (1 goal, 1 assist). Named to WHL West First All-Star Team. Won Memorial Cup with Vancouver (WHL) and named to tournament's all-star team. Played 6 games for Canada at IIHF World Junior Championship collecting 2 assists with 4 penalty minutes. Won gold medal with Canada. **2005-06:** Played 71 games for Vancouver (WHL) collecting 55 points (15 goals, 40 assists) with 61 penalty minutes. Ranked 3rd (tie) among WHL defencemen in points. Played 18 playoff games for Vancouver (WHL) collecting 20 points (5 goals, 15 assists) with 12 penalty minutes. Ranked 1st among WHL defencemen in playoff points. Won WHL Championship with Vancouver (WHL). Named to WHL West Second All-Star Team. Played 5 games for Vancouver (WHL) at Memorial Cup collecting 5 points (3 goals, 2 assists). Ranked 1st among defencemen in Memorial Cup points. **2004-05:** Played 64 games for Vancouver (WHL) collecting 13 points (2 goals, 11 assists) with 44 penalty minutes. Played 4 playoff games collecting 1 assist. Named team's Most Improved Player.

AMATEUR AND PRO RECORD			REGULAR SEASON											PLAYOFFS				
SEASON	CLUB	LEAGUE	GP	G	A	PTS	+/-	PIM	PP	SH	GW	S	%	GP	G	A	PTS	PIM
2002-03	SICAMOUS	BCAHA	65	44	82	126	--	42	--	--	--	--	--	--	--	--	--	--
	VANCOUVER	WHL	3	0	0	0	--	0	--	--	--	--	--	--	--	--	--	--
2003-04	BEAVER VALLEY	KIJHL	48	10	22	32	--	70	--	--	--	--	--	--	--	--	--	--
	TRAIL	BCHL	2	0	1	1	--	1	--	--	--	--	--	--	--	--	--	--
2004-05	VANCOUVER	WHL	2	0	0	0	--	0	--	--	--	--	--	--	--	--	--	--
	VANCOUVER	WHL	64	2	11	13	--	44	--	--	--	--	--	4	0	1	1	0
2005-06	VANCOUVER	WHL	71	15	40	55	--	61	--	--	--	--	--	18	5	15	20	12
	MEMORIAL CUP		5	3	2	5	--	8	--	--	--	--	--	--	--	--	--	--
2006-07	VANCOUVER	WHL	59	17	34	51	--	88	--	--	--	--	--	19	3	4	7	10
	MEMORIAL CUP		5	1	1	2	--	0	--	--	--	--	--	--	--	--	--	--
2007-08	CANADA	WJC	6	0	2	2	--	4	--	--	--	--	--	--	--	--	--	--
	MILWAUKEE	AHL	76	11	25	36	--	40	--	--	--	--	--	6	0	2	2	2
2008-09	MILWAUKEE	AHL	76	11	41	52	--	47	--	--	--	--	--	11	3	5	8	8
	NASHVILLE	NHL	61	6	15	21	15	16	1	0	3	90	6.7	4	0	1	1	2
2009-10	MILWAUKEE	AHL	6	2	5	7	--	4	--	--	--	--	--	--	--	--	--	--
	NASHVILLE	NHL	80	8	21	29	10	30	2	0	2	156	5.1	12	1	5	6	0
2011-12	TORONTO	NHL	57	5	16	21	-1	22	2	0	0	65	7.7	--	--	--	--	--
2012-13	TORONTO	NHL	45	4	25	29	4	8	3	0	0	70	5.7	7	3	3	6	0
	BRYNAS	SEL	26	3	4	7	--	10	--	--	--	--	--	--	--	--	--	--
NHL TOTALS			243	23	77	100	28	76	8	0	5	381	6.0	23	4	9	13	2
LEAF TOTALS			102	9	41	50	3	98	5	0	0	135	6.6	7	3	3	6	0

NHL SINGLE GAME MILESTONES

HAT TRICKS None
MOST GOALS 1(23) - Last: Apr. 18, 2013 (TOR) vs. NYI
MOST ASSISTS 2(10) - Last: Apr. 20, 2013 (TOR) at OTT
MOST POINTS 2(14) - Last: Apr. 20, 2013 (TOR) at OTT (2A)
*number of times occurred in parenthesis (.)

LONGEST NHL STREAKS

POINTS 4 - Last: Feb. 27 - Mar. 6, 2013 (TOR) (4A)
GOALS 2 - Last: Feb. 12 - 15, 2011 (NSH) (2G)
ASSISTS 4 - Last: Feb. 27 - Mar. 6, 2013 (TOR) (4A)

REGULAR SEASON OT GOALS

1. Mar. 20, 2010 (NSH) vs. Columbus (Mason)

REGULAR SEASON PENALTY SHOTS

None

LEAFS SINGLE GAME MILESTONES

None
1(9) - Last: Apr. 18, 2013 vs. NYI
2(5) - Last: Apr. 20, 2013 at OTT
2(8) - Last: Apr. 20, 2013 at OTT (2A)

LONGEST LEAFS STREAKS

4 - Last: Feb. 27 - Mar. 6, 2013 (4A)
1 - Last: Apr. 18, 2013 (1G)
2 - Feb. 27 - Mar. 6, 2013 (4A)

REGULAR SEASON SHOOTOUT ATTEMPTS

2009-10: Did not score in 1 attempt
2010-11: Scored 1 goal in 3 attempts
2011-12: None
2012-13: Did not score in 1 attempt
CAREER: Scored 1 goal in 5 attempts



BORN: OTTAWA, ONTARIO, CAN
DATE: SEPTEMBER 29, 1986
HEIGHT: 6' 4"
WEIGHT: 220 LBS.
SHOOTS: LEFT
POSITION: DEFENCE

★ **BECAME A LEAF:** Acquired from Anaheim for Dale Mitchell, February 27, 2012.

TRANSACTIONS: Originally New Jersey's third choice, 84th overall, in 2005 Entry Draft. Traded to Anaheim by New Jersey with Rod Pelley and New Jersey's seventh round pick in 2012 Entry Draft (Jaycob Megna) for Kurtis Foster and Timo Pielmeier, December 12, 2011.

★ **2012-13 SEASON:** Played 45 games for the Maple Leafs collecting 8 assists with 85 penalty minutes. Played 30 games for the Toronto Marlies (AHL) collecting 5 points (2 goals, 3 assists) with 114 penalty minutes. Ranked 1st among NHL defencemen in penalty minutes, 2nd in hits and 3rd (tie) in plus/minus. Ranked 1st on Maple Leafs in plus/minus and blocked shots (102), 2nd in hits, and 3rd in penalty minutes. Established career highs for assists, points, plus/minus and penalty minutes. Registered 9 fighting majors. Played 1st career Maple Leafs game Jan. 21 at BUF. Played 100th career NHL game Jan. 26 at NYR. Registered a (+3) rating Jan. 29 at BUF. Collected 1st Maple Leafs point (assist) Feb. 5 at WSH. Registered a career-high (+4) rating and named 3rd star Feb. 11 vs. PHI. Collected 2 assists Feb. 28 vs. NYI. Collected an assist and 7 hits Mar. 20 vs. TBL. Healthy scratch 3 times this season, most recently Jan. 24 vs. NYI. Played 4 playoff games for the Maple Leafs collecting 1 assist with 7 penalty

Vs. NHL	GP	G	A	P	PIM
ANAHEIM	1	0	0	0	0
BOSTON	8	0	0	0	17
BUFFALO	10	0	0	0	14
CALGARY	1	0	0	0	0
CAROLINA	7	0	0	0	9
CHICAGO	1	0	0	0	0
COLORADO	2	0	0	0	5
COLUMBUS	0	0	0	0	0
DALLAS	3	0	0	0	4
DETROIT	2	0	0	0	0
EDMONTON	0	0	0	0	0
FLORIDA	8	0	0	0	16
LOS ANGELES	1	0	0	0	0
MINNESOTA	2	0	0	0	0
MONTREAL	10	0	0	0	19
NASHVILLE	2	0	0	0	0
NEW JERSEY	3	0	2	2	2
NY ISLANDERS	9	0	4	4	14
NY RANGERS	8	00	0	0	5
OTTAWA	12	0	2	2	14
PHILADELPHIA	11	0	1	1	8
PHOENIX	1	0	0	0	4
PITTSBURGH	10	2	1	3	2
SAN JOSE	2	1	0	1	0
ST LOUIS	1	0	0	0	0
TAMPA BAY	8	0	2	2	21
TORONTO	5	0	0	0	4
VANCOUVER	1	0	0	0	2
WASHINGTON	7	0	1	1	2
WINNIPEG	7	0	0	0	9
NHL TOTALS:	143	3	13	16	171


minutes. Ranked 1st (tie) in blocked shots (17). Collected 1st NHL playoff point (assist) but left game due to forehead injury in GM #4 of ECQF May 8 vs. BOS. Missed final 3 playoff games due to injury.

★ **CAREER: 2011-12:** Began season with New Jersey and played 4 games with 14 penalty minutes. Traded to Anaheim Dec. 12. Played 25 games for Syracuse (AHL) collecting 5 assists with 35 penalty minutes. Traded to Toronto Feb. 27. Played 20 games for the Toronto Marlies (AHL) collecting 2 assists with 32 penalty minutes. Played 17 playoff games for the Marlies collecting 3 assists and 31 penalty minutes. Ranked 3rd on the Marlies in playoff penalty minutes. **2010-11:** Played 26 games for New Jersey collecting 2 assists with 29 penalty minutes. Missed a number of games due to injured hand. Played 5 games for Albany (AHL) collecting 1 assist. **2009-10:** Played 61 games for New Jersey collecting 6 points (3 goals, 3 assists) with 36 penalty minutes. Established NHL career highs for games played and goals. Scored 1st career NHL goal and point Oct. 24 at PIT (Marc-Andre Fleury). Collected 1st career NHL assist Oct. 31 at TBL. Played 1 playoff game for New Jersey. Made NHL playoff debut in GM #3 of ECQF Apr. 18 at PHI. **2008-09:** Played 74 games for Lowell (AHL) collecting 17 points (3 goals, 14 assists) with 152 penalty minutes. Ranked 3rd on Lowell in penalty minutes. **2007-08:** Played 79 games for Lowell collecting 18 points (1 goal, 17 assists) with 96

FONDEST OUTDOOR HOCKEY MEMORY:
 SKIPPING CLASS TO PLAY OUTDOORS AFTER
 CANADA'S 2002 GOLD MEDAL WIN
FORMER PLAYER YOU'D LIKE TO PLAY WITH:
 JAMIE MACGOWN

FAVOURITE TV SHOW:
 SEINFELD

IF YOU WEREN'T A HOCKEY PLAYER?:
 I'D BE WORKING IN THE MUSIC INDUSTRY



minutes. **2006-07:** Played 7 games for New Jersey registering 7 penalty minutes. Played 1st career NHL game Jan. 6 at OTT. Played 71 games for Lowell collecting 9 points (1 goal, 8 assists) with 73 penalty minutes. Ranked 3rd on Lowell in penalty minutes. **2005-06:** Played 59 games for Kitchener (OHL) collecting 5 assists with 129 penalty minutes. Ranked 3rd (tie) on Kitchener

in penalty minutes. Played 5 playoff games for Kitchener collecting 1 assist with 4 penalty minutes. Played 4 games for Albany collecting 2 penalty minutes. **2004-05:** Played 58 games for Kitchener collecting 8 assists with 96 penalty minutes. Played 15 playoff games for Kitchener collecting 3 assists with 26 penalty minutes.

AMATEUR AND PRO RECORD		REGULAR SEASON													PLAYOFFS					
SEASON	CLUB	LEAGUE	GP	G	A	PTS	+/-	PIM	PP	SH	GW	S	%	GP	G	A	PTS	PIM		
2004-05	KITCHENER	OHL	58	0	8	8	--	96	--	--	--	--	---	15	0	3	3	26		
2005-06	KITCHENER	OHL	59	0	5	5	--	129	--	--	--	--	---	5	0	1	1	4		
	ALBANY	AHL	4	0	0	0	--	2	--	--	--	--	---	--	--	--	--	--		
2006-07	NEW JERSEY	NHL	7	0	0	0	-1	7	0	0	0	1	0.0	--	--	--	--	--		
	LOWELL	AHL	71	1	8	9	--	73	--	--	--	--	---	--	--	--	--	--		
2007-08	LOWELL	AHL	79	1	17	18	--	96	--	--	--	--	---	--	--	--	--	--		
2008-09	LOWELL	AHL	74	3	14	17	--	152	--	--	--	--	---	--	--	--	--	--		
2009-10	NEW JERSEY	NHL	61	3	3	6	3	36	0	0	0	24	12.5	1	0	0	0	0		
2010-11	NEW JERSEY	NHL	26	0	2	2	2	29	0	0	0	16	0.0	--	--	--	--	--		
	ALBANY	AHL	5	0	1	1	--	0	--	--	--	--	---	--	--	--	--	--		
2011-12	NEW JERSEY	NHL	4	0	0	0	-2	14	0	0	0	0	0.0	--	--	--	--	--		
	SYRACUSE	AHL	25	0	5	5	--	35	--	--	--	--	---	--	--	--	--	--		
	TORONTO	AHL	20	0	2	2	--	32	--	--	--	--	---	17	0	3	3	31		
2012-13	TORONTO	NHL	45	0	8	8	18	85	0	0	0	33	0.0	4	0	1	1	7		
	TORONTO	AHL	30	2	3	5	--	114	--	--	--	--	---	--	--	--	--	--		
	NHL TOTALS		143	3	13	16	20	171	0	0	0	74	4.1	5	0	1	1	7		
	LEAFS TOTALS		45	0	8	8	18	85	0	0	0	33	0.0	4	0	1	1	7		

NHL SINGLE GAME MILESTONES

HAT TRICKS None
 MOST GOALS 1(3) – Last: Mar. 2, 2010 (NJD) at SJS
 MOST ASSISTS 2(2) – Last: Feb. 28, 2013 (TOR) at NYI
 MOST POINTS 2(2) – Last: Feb. 28, 2013 (TOR) at NYI (2A)
 *number of times occurred in parenthesis ().

LONGEST NHL STREAKS

POINTS 1 – Last: Apr. 15, 2013 (TOR) (1A)
 GOALS 1 – Last: Mar. 2, 2010 (NJD) (1G)
 ASSISTS 1 – Last: Apr. 15, 2013 (TOR) (1A)

REGULAR SEASON OT GOALS

None

REGULAR SEASON PENALTY SHOTS

None

LEAFS SINGLE GAME MILESTONES

None
 None
 2(1) – Last: Feb. 28, 2013 at NYI
 2(1) – Last: Feb. 28, 2013 at NYI (2A)

LONGEST LEAFS STREAKS

1 – Last: Apr. 15, 2013 (1A)
 None
 1 – Last: Apr. 15, 2013 (1A)

REGULAR SEASON SHOOTOUT ATTEMPTS

None



BORN: MINNETONKA, MINNESOTA, USA

DATE: JULY 4, 1990

HEIGHT: 6' 2"

WEIGHT: 184 LBS.

SHOOTS: LEFT

POSITION: DEFENCE

★ **BECAME A LEAF:** Acquired from Anaheim with Joffrey Lupul and a fourth round pick (later obtained by San Jose – Fredrik Bergvik) in 2013 Entry Draft for Francois Beauchemin, February 9, 2011.

TRANSACTIONS: Originally Anaheim's first choice, 17th overall, in 2008 Entry Draft.

★ **2012-13 SEASON:** Played 12 games for the Maple Leafs collecting 4 assists. Played 43 games for the Toronto Marlies (AHL) collecting 31 points (10 goals, 21 assists) with 12 penalty minutes. Missed 1st 2 games (Jan. 19, 21) due to head/neck injury. Assigned to the Marlies Jan. 25. Recalled from the Marlies Jan. 27. Assigned to the Marlies Jan. 30. Recalled from the Marlies Mar. 20. Collected 1st point of season (assist) Mar. 21 at BUF. Collected 2 assists Apr. 18 vs. NYI. Healthy scratch 10 times this season, most recently Apr. 27 vs. MTL. Played 6 playoff games for the Maple Leafs collecting 5 points (1 goal, 4 assists). Made NHL playoff debut and collected an assist in GM #2 of ECQF May 4 at BOS. Scored 1st career NHL playoff goal in GM #3 May 6 vs. BOS (Tuukka Rask). Collected 2 assists in GM #4 May 8 vs. BOS.

★ **CAREER:** **2011-12:** Played 75 games for the Maple Leafs collecting 30 points (7 goals, 23 assists) with 18 penalty minutes. Played 4 games for the Toronto Marlies (AHL) collecting 2 assists with 2 penalty minutes. Named to NHL All-Rookie Team. Ranked

Vs. NHL	GP	G	A	P	PIM
ANAHEIM	1	0	0	0	0
BOSTON	8	0	4	4	2
BUFFALO	4	1	2	3	0
CALGARY	1	0	0	0	0
CAROLINA	4	0	0	0	0
CHICAGO	1	0	0	0	0
COLORADO	0	0	0	0	0
COLUMBUS	1	0	1	1	0
DALLAS	1	0	0	0	2
DETROIT	0	0	0	0	0
EDMONTON	2	2	0	2	0
FLORIDA	5	0	0	0	0
LOS ANGELES	1	0	0	0	0
MINNESOTA	2	0	0	0	0
MONTREAL	7	0	1	1	2
NASHVILLE	1	0	0	0	0
NEW JERSEY	6	0	2	2	0
NY ISLANDERS	6	1	6	7	0
NY RANGERS	3	0	1	1	0
OTTAWA	6	0	3	3	0
PHILADELPHIA	4	0	0	0	2
PHOENIX	1	0	0	0	0
PITTSBURGH	5	0	2	2	0
SAN JOSE	1	1	0	1	0
ST LOUIS	1	0	0	0	0
TAMPA BAY	5	2	4	6	8
TORONTO	0	0	0	0	0
VANCOUVER	2	0	0	0	0
WASHINGTON	5	0	0	0	2
WINNIPEG	4	0	0	0	0
NHL TOTALS:	87	7	27	34	18


1st among rookie NHL defencemen in assists and points. Ranked 3rd among NHL rookies in average ice-time per game (21:35). Registered over 20 minutes of ice-time in 56 games this season. Made NHL debut Oct. 6 vs. MTL. Collected 1st NHL point (assist) and (+2) rating Oct. 20 at BOS. Registered 1st multi-point game (2 assists) Nov. 22 at TBL. Registered a career-high (28:34) of ice-time Nov. 25 at DAL. Assigned to the Marlies Jan. 15. Recalled from the Marlies Jan. 16. Scored 1st NHL goal and added an assist Jan. 24 at NYI (Al Montoya). Scored a goal and a (+3) rating Feb. 6 vs. EDM. Collected 2 points (1 goal, 1 assist) and a (+3) rating Apr. 5 vs. TBL. Assigned to the Marlies Apr. 7. Healthy scratch 7 times, most recently Jan. 14 vs. NYR. Played 17 playoff games for the Marlies collecting 11 points (2 goals, 9 assists) with 10 penalty minutes. Ranked 1st among Marlies defencemen in playoff goals, assists and points. **2010-11:** Played 10 games for the Marlies collecting 3 assists and 4 penalty minutes. Played 41 games for the University of Wisconsin (WCHA) collecting 41 points (10 goals, 31 assists) with 24 penalty minutes. Ranked 1st (tie) on Wisconsin in assists and 3rd in points. Named to NCAA West Second All-American Team. Named to WCHA Second All-Star Team. Joined the Marlies after season with Wisconsin was complete. Made AHL/professional debut on Mar. 18 at Syracuse. Collected 1st career AHL point (assist) Mar. 23 at Grand Rapids. **2009-10:** Played 41 games for Wisconsin collecting 13 points (6 goals, 7 assists) with 20 penalty minutes. Played 7 games for Team USA at IIHF

FONDEST OUTDOOR HOCKEY MEMORY:
WISCONSIN/MICHIGAN
(CAMP RANDALL STADIUM, 2010)

WHY DO YEAR WEAR #51:
DAD WORE #15...REVERSED HIS NUMBER

FORMER PLAYER YOU'D LIKE TO PLAY WITH:
PAUL COFFEY

IF YOU WEREN'T A HOCKEY PLAYER?:
I'D BE A HUNTING GUIDE



World Junior Hockey Championship collecting 3 assists and a (+9) rating. Won gold medal with Team USA. **2008-09:** Played 39 games with Wisconsin collecting 21 points (3 goals, 18 assists) with 16 penalty minutes. Ranked 3rd (tie) on the team in assists and 9th in points. Named to WCHA All-Rookie Team.

AMATEUR AND PRO RECORD		REGULAR SEASON													PLAYOFFS					
SEASON	CLUB	LEAGUE	GP	G	A	PTS	+/-	PIM	PP	SH	GW	S	S%	GP	G	A	PTS	PIM		
2008-09	U. of WISCONSIN	WCHA	39	3	18	21	--	16	--	--	--	--	--	--	--	--	--	--	--	--
2009-10	U. of WISCONSIN	WCHA	41	6	7	13	--	20	--	--	--	--	--	--	--	--	--	--	--	--
	UNITED STATES	WJC	7	0	3	3	--	4	--	--	--	--	--	--	--	--	--	--	--	--
2010-11	TORONTO	AHL	10	0	3	3	--	4	--	--	--	--	--	--	--	--	--	--	--	--
	U. of WISCONSIN	WCHA	41	10	31	41	--	24	--	--	--	--	--	--	--	--	--	--	--	--
2011-12	TORONTO	NHL	75	7	23	30	-2	18	1	0	0	79	8.9	--	--	--	--	--	--	--
	TORONTO	AHL	4	0	2	2	--	2	--	--	--	--	--	17	2	9	11	10		
2012-13	TORONTO	NHL	12	0	4	4	0	0	0	0	0	12	0.0	6	1	4	5	0		
	TORONTO	AHL	43	10	21	31	--	12	--	--	--	--	--	--	--	--	--	--	--	--
NHL TOTALS			87	7	27	34	-2	18	1	0	0	91	7.7	6	1	4	5	0		

NHL SINGLE GAME MILESTONES

HAT TRICKS None
MOST GOALS 1(7) – Last: Apr. 5, 2012 vs. TBL
MOST ASSISTS 2(3) – Last: Apr. 18, 2013 vs. NYI
MOST POINTS 2(5) – Last: Apr. 18, 2013 vs. NYI (2A)
*number of times occurred in parenthesis ().

LONGEST NHL STREAKS

POINTS 3 – Last: Mar. 31 – Apr. 5, 2012 (2G,2A)
GOALS 2 – Last: Apr. 3 – 5, 2012 (2G)
ASSISTS 3 – Last: Jan. 23 – 31, 2012 (3A)

REGULAR SEASON OT GOALS

None

REGULAR SEASON PENALTY SHOTS

None

LEAFS SINGLE GAME MILESTONES

See NHL Single Game Milestones
See NHL Single Game Milestones
See NHL Single Game Milestones
See NHL Single Game Milestones

LONGEST LEAFS STREAKS

See Longest NHL Streaks
See Longest NHL Streaks
See Longest NHL Streaks

REGULAR SEASON SHOOTOUT ATTEMPTS

None



BORN: OREBRO, SWEDEN

DATE: NOVEMBER 9, 1986

HEIGHT: 6' 2"

WEIGHT: 196 LBS.

SHOOTS: LEFT

POSITION: DEFENCE

★ **BECAME A LEAF:** Toronto's sixth choice, 189th overall, in 2007 Entry Draft.

TRANSACTIONS: None.

★ **2012-13 SEASON:** Played 37 games for the Maple Leafs collecting 15 points (1 goal, 14 assists) with 14 penalty minutes. Played 10 games for Orebro (SWE-2) collecting 4 assists with 2 penalty minutes. Ranked 3rd on Maple Leafs in average ice-time per game (21:16). Registered a (+3) rating Jan. 23 at PIT. Collected a career-high (tie) 3 points (1 goal, 2 assists) Jan. 24 vs. NYI. Missed 8 games (Feb. 2 - 16) due to hip injury. Collected 2 assists and a (+3) rating Feb. 25 at PHI. Played 200th career NHL game Feb. 27 vs. MTL. Collected 2 assists Mar. 7 at BOS. Collected 2 assists and named 3rd star Mar. 20 vs. TBL. Missed 3 games (Apr. 15 - 18) due to lower-body injury. Played 7 playoff games for Maple Leafs collecting 1 assist. Made NHL playoff debut in GM #1 of ECQF May 1 at BOS. Collected 1st career NHL playoff point (assist) in GM #2 May 4 at BOS.


★ **CAREER:** 2011-12: Played 76 games for the Maple Leafs collecting 19 points (4 goals, 15 assists) with 20 penalty minutes. Ranked 1st on Maple Leafs in blocked shots (152) and 2nd in average ice-time per game (21:42). Collected an assist in back-to-back games (Oct. 8 & 15). Missed game Nov. 27 at ANA due to finger injury. Scored 1st goal of season and posted a (+3) rating Dec. 23 at NYI. Collected

Vs. NHL	GP	G	A	P	PIM
ANAHEIM	1	1	0	1	0
BOSTON	17	3	6	9	4
BUFFALO	17	0	6	6	6
CALGARY	3	0	1	1	0
CAROLINA	11	0	2	2	6
CHICAGO	2	0	0	0	0
COLORADO	2	0	1	1	0
COLUMBUS	2	0	0	0	0
DALLAS	2	0	0	0	0
DETROIT	2	0	0	0	0
EDMONTON	4	0	2	2	0
FLORIDA	13	0	3	3	0
LOS ANGELES	3	0	0	0	0
MINNESOTA	2	1	0	1	4
MONTREAL	16	0	3	3	0
NASHVILLE	2	0	0	0	0
NEW JERSEY	13	1	2	3	0
NY ISLANDERS	10	2	4	6	2
NY RANGERS	12	0	2	2	4
OTTAWA	20	0	4	4	8
PHILADELPHIA	12	0	3	3	6
PHOENIX	2	0	1	1	0
PITTSBURGH	12	2	4	6	4
SAN JOSE	3	1	0	1	0
ST LOUIS	2	0	0	0	4
TAMPA BAY	12	1	7	8	6
TORONTO	0	0	0	0	0
VANCOUVER	3	0	1	1	0
WASHINGTON	11	0	2	2	2
WINNIPEG	13	0	3	3	2
NHL TOTALS:	224	12	57	69	58

an assist in back-to-back games (Jan. 10 & 13). Collected an assist and registered a season-high (29:42) of ice-time Jan. 31 at PIT. Registered 8 blocked shots Feb. 4 at OTT. Left practice Feb. 13 due to ankle injury. Missed 3 games (Feb. 14 - 18) due to ankle injury. Scored a goal in back-to-back games (Mar. 6 & 7). Left game Apr. 3 at BUF with shoulder injury. Missed final 2 games of the season (Apr. 5 & 7) with shoulder injury. **2010-11:** Played 68 games for the Maple Leafs collecting 20 points (4 goals, 16 assists) with 14 penalty minutes. Ranked 4th on Maple Leafs in blocked shots. Missed game due to injury Dec. 16 at CGY. Played 100th career NHL game and registered 7 blocked shots Mar. 16 at CAR. Collected an assist and registered a career-high (30:25) in ice-time Mar. 31 at BOS. Registered over 21 minutes of ice-time in 24 consecutive games (Feb. 19 - Apr. 9). Registered a 4-game assist streak (Mar. 29 - Apr. 5) with 4 assists. Healthy scratch 13 times, most recently Feb. 12 at MTL. Selected to play for Sweden at IIHF World Championship. Played 9 games for Sweden collecting 2 assists with 2 penalty minutes and a (+5) rating. Won silver medal with Sweden. **2009-10:** Played 43 games for the Maple Leafs collecting 15 points (3 goals, 12 assists) with 10 penalty minutes. Played 12 games for the Toronto Marlies (AHL) collecting 2 assists with 2 penalty minutes. Ranked 1st on Maple Leafs in plus/minus (+8). Recalled from the Marlies Nov. 12. Healthy scratch Nov. 13 at CHI. Made NHL debut Nov. 14 vs. CGY. Collected 1st NHL point (assist) Nov. 17 at OTT. Collected a season-high 3 assists and a (+3) rating at TBL. Missed 22 games (Dec. 1

FORMER PLAYER YOU'D LIKE TO PLAY WITH:
BORJE SALMING
FAVOURITE ROAD CITY:
NEW YORK

FAVOURITE PUMP UP SONG:
WAKE ME UP - AVICII
PET PEEVE:
LOUD CHEWING



- Jan. 12) due to elbow injury. Returned to lineup and posted a (+2) rating Jan. 14 vs. PHI. Scored 1st NHL goal Jan. 29 at NJD (Martin Brodeur). Scored a goal and posted a (+3) rating Mar. 9 vs. BOS. Played 9 games for Sweden at IIHF World Championship collecting 2 points (1 goal, 1 assist) with 2 penalty minutes. Won bronze medal with Sweden. **2008-09:** Played 53 games for Linköping of Swedish Elite League collecting 16 points (6 goals, 10 assists) with 26 penalty minutes. Played 7 playoff games for Linköping collecting 1 assist and 2 penalty minutes. Played 6 games for Sweden at World Championship collecting 2 goals and 4 penalty minutes. Won bronze medal with Sweden. **2007-08:** Played 53 games for Linköping collecting 9 points (2 goals, 7 assists) with 26 penalty minutes. Played 16 playoff games for Linköping collecting 4 assists with 10 penalty minutes.

2006-07: Played 30 games for Linköping collecting 4 points (2 goals, 2 assists) with 8 penalty minutes. Played 15 playoff games for Linköping collecting 4 assists with 4 penalty minutes. Played 6 games with Linköping Jr. collecting 5 assists and 6 penalty minutes. Played 15 games for Vasteras of Sweden-2 collecting 5 points (2 goals, 3 assists) 57 penalty minutes. **2005-06:** Played 14 games for Linköping while going scoreless. Played 12 games for Arboga of Sweden-2 collecting 6 points (1 goal, 5 assists) with 8 penalty minutes. Played 30 games for Linköping Jr. collecting 13 points (7 goals, 6 assists) with 26 penalty minutes. Played 4 playoff games for Linköping Jr. collecting 1 goal and 4 penalty minutes. **2004-05:** Played 22 games for Linköping Jr. collecting 7 points (2 goals, 5 assists) with 24 penalty minutes.

AMATEUR AND PRO RECORD		REGULAR SEASON													PLAYOFFS					
SEASON	CLUB	LEAGUE	GP	G	A	PTS	+/-	PIM	PP	SH	GW	S	%	GP	G	A	PTS	PIM		
2004-05	LINKÖPING HC Jr.	SWE-JR	22	2	5	7	--	24	--	--	--	--	--	--	--	--	--	--	--	--
2005-06	LINKÖPING HC	SEL	14	0	0	0	--	0	--	--	--	--	--	--	--	--	--	--	--	--
	ARBOGA IFK	SWE-2	12	1	5	6	--	8	--	--	--	--	--	--	--	--	--	--	--	--
2006-07	LINKÖPING HC Jr.	SWE-JR	30	7	6	13	--	26	--	--	--	--	--	4	1	0	1	4		
	LINKÖPING HC	SEL	30	2	2	4	--	8	--	--	--	--	--	15	0	4	4	4		
	VASTERAS	SWE-2	15	2	3	5	--	14	--	--	--	--	--	--	--	--	--	--	--	--
2007-08	LINKÖPING HC Jr.	SWE-JR	6	0	5	5	--	6	--	--	--	--	--	--	--	--	--	--	--	--
	LINKÖPING HC	SEL	53	2	7	9	--	26	--	--	--	--	--	16	0	4	4	10		
2008-09	LINKÖPING HC	SEL	53	6	10	16	--	26	--	--	--	--	--	7	0	1	1	2		
	SWEDEN	WC	6	2	0	2	--	4	--	--	--	--	--	--	--	--	--	--	--	--
2009-10	TORONTO	NHL	43	3	12	15	8	10	0	0	0	45	6.7	--	--	--	--	--	--	--
	TORONTO	AHL	12	0	2	2	--	2	--	--	--	--	--	--	--	--	--	--	--	--
2010-11	SWEDEN	WC	9	1	1	2	--	2	--	--	--	--	--	--	--	--	--	--	--	--
	TORONTO	NHL	68	4	16	20	-2	14	1	0	1	69	5.8	--	--	--	--	--	--	--
2011-12	SWEDEN	WC	9	0	2	2	--	2	--	--	--	--	--	--	--	--	--	--	--	--
	TORONTO	NHL	76	4	15	19	-9	20	0	0	0	89	4.5	--	--	--	--	--	--	--
2012-13	TORONTO	NHL	37	1	14	15	5	14	0	0	0	28	3.6	7	0	1	1	0		
	OREBRO	SWE-2	10	0	4	4	--	10	--	--	--	--	--	--	--	--	--	--	--	--
NHL TOTALS			224	12	57	69	2	58	1	0	1	231	5.2	7	0	1	1	0		

NHL SINGLE GAME MILESTONES

HAT TRICKS None
MOST GOALS 1(12) - Last: Jan. 24, 2013 vs. NYI
MOST ASSISTS 3(1) - Last: Nov. 25, 2009 at TBL
MOST POINTS 3(2) - Last: Jan. 24, 2013 vs. NYI (1G, 2A)
*number of times occurred in parenthesis ().

LONGEST NHL STREAKS

POINTS 4 - Last: Mar. 29 - Apr. 5, 2011 (4A)
GOALS 2 - Last: Mar. 6 - 7, 2012 (2G)
ASSISTS 4 - Last: Mar. 29 - Apr. 5, 2011 (4A)

REGULAR SEASON OT GOALS

None

REGULAR SEASON PENALTY SHOTS

None

LEAFS SINGLE GAME MILESTONES

See NHL Single Game Milestones
See NHL Single Game Milestones
See NHL Single Game Milestones
See NHL Single Game Milestones

LONGEST LEAFS STREAKS

See Longest NHL Streaks
See Longest NHL Streaks
See Longest NHL Streaks

REGULAR SEASON SHOOTOUT ATTEMPTS

2009-10: None
2010-11: None
2011-12: None
2012-13: None



BORN: MUNICH, GERMANY

DATE: FEBRUARY 16, 1988

HEIGHT: 6' 3"

WEIGHT: 205 LBS.

SHOOTS: RIGHT

POSITION: DEFENCE

★ **BECAME A LEAF:** Toronto's fourth choice, 111th overall, in 2006 Entry Draft.

TRANSACTIONS: None.

★ **2012-13 SEASON:** Played 22 games for the Maple Leafs collecting 3 points (2 goals, 1 assist) with 28 penalty minutes. Played 46 games for the Toronto Marlies (AHL) collecting 11 points (1 goal, 10 assists) with 46 penalty minutes. Healthy scratch Jan. 19 at MTL. Assigned to the Marlies Jan. 23. Recalled from the Marlies Feb. 3. Scored 1st career NHL goal (GWG) Feb. 5 at WSH (Michal Neuvirth). Logged a career-high (23:41) of ice time Feb. 7 at WPG. Scored a goal Feb. 9 at MTL. Collected 1st career NHL assist Mar. 12 at WPG. Assigned to Marlies Mar. 19. Played 8 playoff games for the Marlies collecting 1 assist with 24 penalty minutes. Ranked 1st on Marlies in playoff penalty minutes.


★ **CAREER:** **2011-12:** Played 67 games for the Toronto Marlies (AHL) collecting 20 points (1 goal, 19 assists) with 68 penalty minutes. Recalled from the Marlies Nov. 20. Reassigned to the Marlies Nov. 28. Recalled from the Marlies Dec. 27. Assigned to the Marlies Jan. 1. Recalled from the Marlies Jan. 3. Assigned to the Marlies Jan. 6. Registered a (+4) rating Jan. 26 at Lake Erie. Played 17 playoff games for the Marlies collecting 5 points (1 goal, 4 assists) with 39 penalty minutes. Ranked 2nd on the team in playoff penalty minutes. **2010-11:** Played

Vs. NHL	GP	G	A	P	PIM
ANAHEIM	0	0	0	0	0
BOSTON	1	0	0	0	0
BUFFALO	3	0	0	0	0
CALGARY	0	0	0	0	0
CAROLINA	2	0	0	0	2
CHICAGO	0	0	0	0	0
COLORADO	0	0	0	0	0
COLUMBUS	0	0	0	0	0
DALLAS	0	0	0	0	0
DETROIT	0	0	0	0	0
EDMONTON	0	0	0	0	0
FLORIDA	1	0	0	0	0
LOS ANGELES	0	0	0	0	0
MINNESOTA	0	0	0	0	0
MONTREAL	2	1	0	1	2
NASHVILLE	0	0	0	0	0
NEW JERSEY	1	0	0	0	0
NY ISLANDERS	1	0	0	0	0
NY RANGERS	0	0	0	0	0
OTTAWA	3	0	0	0	0
PHILADELPHIA	2	0	0	0	15
PHOENIX	0	0	0	0	0
PITTSBURGH	2	0	0	0	2
SAN JOSE	0	0	0	0	0
ST LOUIS	0	0	0	0	0
TAMPA BAY	2	0	0	0	2
TORONTO	0	0	0	0	0
VANCOUVER	0	0	0	0	0
WASHINGTON	1	1	0	1	0
WINNIPEG	3	0	1	1	7
NHL TOTALS:	24	2	1	3	30

2 games for the Maple Leafs collecting 2 penalty minutes. Played 73 games for the Marlies collecting 13 points (3 goals, 10 assists) with 88 penalty minutes. Ranked 2nd on Marlies with a (+10) rating. Played 1st career AHL game for the Marlies Oct. 9 vs. Rochester. Recalled by the Maple Leafs Nov. 3. Made NHL debut Nov. 6 vs. BUF. Assigned to the Marlies Nov. 12. Collected 1st AHL point (assist) Nov. 12 at Hershey. Scored 1st AHL goal Dec. 11 at Lake Erie. Selected to play for Germany at IIHF World Championship. Played 7 games for Germany collecting 1 assist with 10 penalty minutes and a (+2) ranking. Ranked 1st on Germany in penalty minutes. **2009-10:** Played 52 games for the DEG Metro Stars (DEL) collecting 22 points (6 goals, 16 assists) and 96 penalty minutes. Ranked 2nd on the Metro Stars in plus/minus (+12). Ranked 1st among Stars defencemen in goals and second in points. Played 3 playoff games collecting 4 penalty minutes. Played 4 games for Germany at the 2010 Olympics collecting 2 penalty minutes. Played 8 games for Germany at IIHF World Championship collecting a team-high 22 penalty minutes. **2008-09:** Played 38 games for the DEG Metro Stars (DEL), collecting 9 points (4 goals, 5 assists) and 89 penalty minutes. Played 16 playoff games collecting 1 assist and 18 penalty minutes. **2007-08:** Played 35 games for the DEG Metro Stars (DEL), registering 7 points (2 goals, 5 assists) and 66 penalty minutes. Played 13 playoff games collecting 2 assists and 20 penalty minutes. Played 5 games for Germany at IIHF Division 1 U-20 World Junior Championship collecting 2 points (1 goal, 1 assist).

FAVOURITE ROAD CITY:
ANAHEIM
FAVOURITE PUMP UP SONG:
ENTER SANDMAN – METALLICA

FAVOURITE TV SHOW:
DEXTER
IF YOU WEREN'T A HOCKEY PLAYER?:
I'D BE A PRO SOCCER PLAYER



Won gold medal with Germany. **2006-07:** Played 42 games for Regensburg (GER-2) collecting 8 points (2 goals, 6 assists) with 68 penalty minutes. Played 4 playoff games for Regensburg registering 2 penalty minutes. Played 6 games for Germany at IIHF World Junior Championship registering 8 penalty minutes. **2005-06:** Played 46 games for Tolzer Lowen (GER-2) collecting 6 points (3 goals, 3 assists) with 94 penalty minutes.

AMATEUR AND PRO RECORD			REGULAR SEASON												PLAYOFFS				
SEASON	CLUB	LEAGUE	GP	G	A	PTS	+/-	PIM	PP	SH	GW	S	%	GP	G	A	PTS	PIM	
2004-05	EC BAD TOLZ Jr.	GER-JR	34	7	11	18	--	66	--	--	--	--	---	5	0	2	2	2	
	GERMANY	WJC-U18	6	2	1	3	--	4	--	--	--	--	---	--	--	--	--	--	
2005-06	TOLZER LOWEN	GER-2	46	3	3	6	--	94	--	--	--	--	---	--	--	--	--	--	
	BAD TOLZ Jr.	GER-JR	2	1	1	2	--	6	--	--	--	--	---	--	--	--	--	--	
2006-07	GERMANY	WJC-U18	6	1	2	3	--	18	--	--	--	--	---	--	--	--	--	--	
	REGENSBURG	GER-2	42	2	6	8	--	68	--	--	--	--	---	4	0	0	0	2	
2007-08	GERMANY	WJC	6	0	0	0	--	8	--	--	--	--	---	--	--	--	--	--	
	DEG METRO STARS	DEL	35	2	5	7	--	66	--	--	--	--	---	13	0	2	2	20	
2008-09	GERMANY	WJC-D1	5	1	1	2	--	0	--	--	--	--	---	--	--	--	--	--	
	DEG METRO STARS	DEL	38	4	5	9	--	89	--	--	--	--	---	16	0	1	1	18	
2009-10	DEG METRO STARS	DEL	52	6	16	22	--	96	--	--	--	--	---	3	0	0	0	4	
	GERMANY	OLY	4	0	0	0	--	2	--	--	--	--	---	--	--	--	--	--	
2010-11	GERMANY	WC	8	0	0	0	--	22	--	--	--	--	---	--	--	--	--	--	
	TORONTO	NHL	2	0	0	0	-1	2	0	0	0	1	0.0	--	--	--	--	--	
2011-12	TORONTO	AHL	73	3	10	13	--	88	--	--	--	--	---	--	--	--	--	--	
	GERMANY	WC	7	0	1	1	--	10	--	--	--	--	---	--	--	--	--	--	
2012-13	TORONTO	AHL	67	1	19	20	--	68	--	--	--	--	---	17	1	4	5	39	
	TORONTO	NHL	22	2	1	3	-12	28	0	0	1	16	12.5	--	--	--	--	--	
	TORONTO	AHL	46	1	10	11	--	46	--	--	--	--	---	8	0	1	1	24	
NHL TOTALS			24	2	1	3	-13	30	0	0	1	17	11.8	--	--	--	--	--	

NHL SINGLE GAME MILESTONES

HAT TRICKS None
MOST GOALS 1(2) – Last: Feb. 9, 2013 at MTL
MOST ASSISTS 1(1) – Last: Mar. 12, 2013 at WPG
MOST POINTS 1(3) – Last: Mar. 12, 2013 at WPG (1A)
*number of times occurred in parenthesis ().

LONGEST NHL STREAKS

POINTS 1 – Last: Mar. 12, 2013 (1A)
GOALS 1 – Last: Feb. 9, 2013 (1G)
ASSISTS 1 – Last: Mar. 12, 2013 (1A)

REGULAR SEASON OT GOALS

None

REGULAR SEASON PENALTY SHOTS

None

LEAFS SINGLE GAME MILESTONES

See NHL Single Game Milestones
See NHL Single Game Milestones
See NHL Single Game Milestones
See NHL Single Game Milestones

LONGEST LEAFS STREAKS

See Longest NHL Streaks
See Longest NHL Streaks
See Longest NHL Streaks

REGULAR SEASON SHOOTOUT ATTEMPTS

None



BORN: LONDON, ONTARIO, CAN
DATE: OCTOBER 6, 1990
HEIGHT: 6'
WEIGHT: 188 LBS.
SHOOTS: LEFT
POSITION: CENTRE

★ **BECAME A LEAF:** Toronto's first choice, seventh overall, in 2009 Entry Draft.

TRANSACTIONS: None.


★ **2012-13 SEASON:** Played 48 games for the Maple Leafs collecting 44 points (18 goals, 26 assists) with 23 penalty minutes. Played 27 games for the Toronto Marlies (AHL) collecting 26 points (8 goals, 18 assists) with 26 penalty minutes. Ranked 2nd on Maple Leafs in goals (tie), PPG (5-tie), assists, points, plus/minus (+5), and 3rd in shots (107). Registered 1st NHL hat-trick, posted a (+3) rating and named 1st star Feb. 28 at NYI. Collected a goal, an assist and named 2nd star Mar. 4 vs. NJD. Registered a 7-game point streak (Feb. 23 - Mar. 7) with 11 points (6 goals, 5 assists). Collected 3 assists, a (+3) rating and named 1st star Mar. 20 vs. TBL. Collected 3 points (2 goals, 1 assist) and named 2nd star Mar. 21 at BUF. Named NHL's 3rd Star of the Week (Mar. 25) with 7 points (4 goals, 3 assists) in 3 games. Registered a 5-game point streak (Mar. 16 - 25) with 10 points (3 goals, 7 assists). Registered a natural hat trick, an assist, a (+3) rating and named 1st star Mar. 30 at OTT. Shootout Stats: 0-for-5. Played 7 playoff games for the Maple Leafs collecting 4 points (1 goal, 3 assists) with 10 penalty minutes. Ranked 1st on the team in playoff plus/minus (+5). Made NHL playoff debut in GM #1 of ECQF May 1 at BOS. Collected 1st career NHL playoff point (assist) in GM #2 May 4 at BOS. Scored 1st career NHL playoff goal in GM #7 May 13 at BOS (Tuukka Rask).

Vs. NHL	GP	G	A	P	PIM
ANAHEIM	0	0	0	0	0
BOSTON	8	3	4	7	2
BUFFALO	9	4	4	8	2
CALGARY	1	0	0	0	0
CAROLINA	5	2	1	3	0
CHICAGO	0	0	0	0	0
COLORADO	1	0	0	0	0
COLUMBUS	0	0	0	0	0
DALLAS	1	0	1	1	2
DETROIT	2	1	0	1	0
EDMONTON	2	0	0	0	2
FLORIDA	5	1	3	4	2
LOS ANGELES	0	0	0	0	0
MINNESOTA	2	1	0	1	2
MONTREAL	10	1	2	3	6
NASHVILLE	1	0	1	1	0
NEW JERSEY	7	2	3	5	4
NY ISLANDERS	6	5	1	6	2
NY RANGERS	5	0	1	1	0
OTTAWA	7	6	2	8	0
PHILADELPHIA	5	0	4	4	0
PHOENIX	0	0	0	0	0
PITTSBURGH	5	0	1	1	2
SAN JOSE	1	0	0	0	0
ST LOUIS	0	0	0	0	0
TAMPA BAY	5	0	4	4	7
TORONTO	0	0	0	0	0
VANCOUVER	1	0	0	0	0
WASHINGTON	5	0	2	2	2
WINNIPEG	5	0	3	3	4
NHL TOTALS:	99	26	37	63	39

★ **CAREER: 2011-12:** Played 21 games for the Maple Leafs collecting 7 points (5 goals, 2 assists) with 8 penalty minutes. Played 48 games for the Toronto Marlies (AHL) collecting 40 points (18 goals, 22 assists) with 39 penalty minutes. Left preseason game due to knee injury Sept. 27 at OTT. Missed 1st 4 games of the season (Oct. 6 -17) due to knee injury. Assigned to the Marlies Oct. 19. Recalled from the Marlies Oct. 20. Made season debut and collected an assist Oct. 20 at BOS. Assigned to the Marlies Oct. 27. Named AHL Player of the Month for November with 17 points (6 goals, 11 assists) in 12 games. Recalled from the Marlies Dec. 21. Scored GWG Dec. 22 vs. BUF. Named to the Western Conference roster for the 2012 AHL All-Star Classic (did not play). Healthy scratch Jan. 17 vs. OTT. Assigned to the Marlies Feb. 1. Recalled on emergency conditions from the Marlies Mar. 22. Scored a goal in regulation and the game-deciding shootout goal Mar. 23 at New Jersey. Assigned to the Marlies Mar. 24. Played 11 playoff games for the Marlies collecting 10 points (3 goals, 7 assists) with 6 penalty minutes. Missed the final 6 playoff games due to injury. **2010-11:** Played 29 games for the Maple Leafs collecting 12 points (3 goals, 9 assists) with 8 penalty minutes. Played 44 games for the Marlies collecting 41 points (17 goals, 24 assists) with 62 penalty minutes. Ranked 2nd on the Marlies in goals, 3rd (tie) in assists and 3rd in points. In Marlies debut collected 1st career AHL point (assist) Oct. 9 vs. Rochester. Scored 1st AHL goal Oct. 16 at Hamilton. Suspended for 2 AHL games Nov. 12. Recalled from the Marlies Nov. 12. Collected 1st NHL point (assist) Nov. 16 vs. NSH. Registered 1st multi-point game with 2 assists

FORMER PLAYER YOU'D LIKE TO PLAY WITH:
 MAURICE "THE ROCKET" RICHARD
FAVOURITE PUMP UP SONG:
 ALL ME - DRAKE

FAVOURITE MOVIE:
 CARLITO'S WAY
FAVOURITE RESTAURANT:
 REAL SPORTS



Nov. 18 vs. NJD. Collected an assist in back-to-back games (Dec. 4 - 6). Assigned to the Marlies Dec. 29. Recalled from the Marlies Mar. 15. Scored 1st career NHL goal and collected an assist Mar. 19 vs. BOS (Tim Thomas). Healthy scratch 3 times, most recently Dec. 28 vs. Carolina. **2009-10:** Played 1 game for the Maple Leafs. Played 56 games for London (OHL) collecting 93 points (35 goals, 58 assists) with 105 penalty minutes. Ranked 1st on London in assists and points. Ranked 2nd on London in goals, PPG (11) and SHG (3). Ranked 4th (tie) in OHL points. Played 12 playoff games for London collecting 27 points (9 goals, 18 assists) with 26 penalty minutes. Ranked 1st on London in playoff assists and points. Recalled on emergency conditions Feb. 8 from London (OHL). Played 1st career NHL game Feb. 8 vs. SJS and re-assigned to London after the game. Named CHL and OHL Player of the Week for the week ending Mar. 28 after collecting 9 points (2 goals, 7 assists) and a (+3) rating in 3 games. Named to OHL Second All-Star Team. Played 6 games for Canada at IJHF World Junior Championship collecting 8 points (3 goals, 5 assists) with 14 penalty minutes. Ranked

1st on Canada in penalty minutes (tie) and shots on goal (25-tie). **2008-09:** Acquired by London from Kitchener June 2. Played 56 games for London collecting 78 points (25 goals, 53 assists) with 31 penalty minutes. Ranked 2nd on London in points. Played in 2009 CHL Top Prospects Game. Represented Western Conference at OHL All-Star Game and scored a goal Feb. 4 at Windsor. Selected to play in Canada-Russia Challenge but did not play due to injury. Played 14 playoff games for London collecting 21 points (9 goals, 12 assists) with 22 penalty minutes. Ranked 2nd (tie) on London in playoff points. **2007-08:** Played 68 games for Kitchener collecting 65 points (15 goals, 40 assists) with 57 penalty minutes. Ranked 4th on Kitchener in points. Played 20 playoff games for Kitchener collecting 26 points (9 goals, 17 assists) with 26 penalty minutes. Won OHL Championship with Kitchener. Played 5 games at Memorial Cup collecting 4 points (1 goal, 3 assists). **2006-07:** Played 62 games for Kitchener collecting 22 points (7 goals, 15 assists) with 30 penalty minutes. Played 9 playoff games for Kitchener collecting 2 assists with 4 penalty minutes.

AMATEUR AND PRO RECORD			REGULAR SEASON													PLAYOFFS				
SEASON	CLUB	LEAGUE	GP	G	A	PTS	+/-	PIM	PP	SH	GW	S	%	GP	G	A	PTS	PIM		
2006-07	KITCHENER	OHL	62	7	15	22	--	30	--	--	--	--	--	9	0	2	2	4		
2007-08	KITCHENER	OHL	68	25	40	65	--	57	--	--	--	--	--	20	9	17	26	26		
	MEMORIAL CUP		5	1	3	4	--	0	--	--	--	--	--	--	--	--	--	--		
2008-09	LONDON	OHL	56	25	53	78	--	31	--	--	--	--	--	14	9	12	21	22		
2009-10	TORONTO	NHL	1	0	0	0	-1	0	0	0	0	0	0.0	--	--	--	--	--		
	LONDON	OHL	56	35	58	93	--	105	--	--	--	--	--	12	9	18	27	26		
	CANADA	WJC	6	3	5	8	--	14	--	--	--	--	--	--	--	--	--	--		
2010-11	TORONTO	NHL	29	3	9	12	-3	8	0	0	0	51	5.9	--	--	--	--	--		
	TORONTO	AHL	44	17	24	41	--	62	--	--	--	--	--	--	--	--	--	--		
2011-12	TORONTO	NHL	21	5	2	7	2	8	1	0	1	28	17.9	--	--	--	--	--		
	TORONTO	AHL	48	18	22	40	--	39	--	--	--	--	--	11	3	7	10	6		
2012-13	TORONTO	NHL	48	18	26	44	15	23	5	0	1	107	16.8	7	1	3	4	10		
	TORONTO	AHL	27	8	18	26	--	26	--	--	--	--	--	--	--	--	--	--		
	NHL TOTALS		99	26	37	63	13	39	6	0	2	186	14.0	7	1	3	4	10		

NHL SINGLE GAME MILESTONES

HAT TRICKS None
 MOST GOALS 3(2) - Last: Mar. 30, 2013 at OTT
 MOST ASSISTS 3(1) - Last: Mar. 20, 2013 vs. TBL
 MOST POINTS 4(1) - Last: Mar. 30, 2013 at OTT (3G,1A)
 *number of times occurred in parenthesis ().

LONGEST NHL STREAKS

POINTS 7 - Last: Feb. 23 - Mar. 7, 2013 (6G,5A)
 GOALS 4 - Last: Feb. 28 - Mar. 7, 2013 (6G)
 ASSISTS 3 - Last: Mar. 16 - 21, 2013 (6A)

REGULAR SEASON OT GOALS

None

REGULAR SEASON PENALTY SHOTS

None

LEAFS SINGLE GAME MILESTONES

See NHL Single Game Milestones
 See NHL Single Game Milestones
 See NHL Single Game Milestones
 See NHL Single Game Milestones

LONGEST LEAFS STREAKS

See Longest NHL Streaks
 See Longest NHL Streaks
 See Longest NHL Streaks

REGULAR SEASON SHOOTOUT ATTEMPTS

2010-11: Scored 2 goals in 4 attempts
 2011-12: Scored 1 goal in 3 attempts
 2012-13: Did not score in 5 attempts
 CAREER: Scored 3 goals in 12 attempts



BORN: MADISON, WISCONSIN, USA

DATE: OCTOBER 2, 1987

HEIGHT: 6'

WEIGHT: 202 LBS.

SHOOTS: RIGHT

POSITION: RIGHT WING

★ **BECAME A LEAF:** Acquired from Boston for Toronto's first (Tyler Seguin) and second (Jared Knight) round picks in 2010 Entry Draft, and first round pick (Dougie Hamilton) in 2011 Entry Draft, September 18, 2009.

TRANSACTIONS: Originally Boston's first choice, fifth overall, in 2006 Entry Draft.

★ **2012-13 SEASON:** Played 48 games for the Maple Leafs collecting 52 points (20 goals, 32 assists) with 18 penalty minutes. Ranked 7th (tie) in NHL points & 9th in shots (161). Ranked 1st on team in goals, assists, points, PPG (6), GWG (4) and shots. Collected at least 2 assists in a game on 11 occasions this season. Scored 100th career Maple Leafs goal (GWG) Feb. 7 at WPG. Collected 3 points (1 goal, 2 assists) Feb. 9 at MTL. Registered a 4-game point streak (Feb. 5 – 11) with 7 points (2 goals, 5 assists). Scored GWG and named 3rd star Feb. 18 at FLA. Collected 3 points (1 goal, 2 assists) and named 1st star Mar. 6 vs. OTT. Collected 3 points (1 goal, 2 assists) and named 2nd star Mar. 9 vs. PIT. Scored 2 goals Mar. 12 at WPG. Registered a 6-game point streak (Mar. 9 – 21) with 10 points (4 goals, 6 assists). Collected 2 assists and named 3rd star in back-to-back games (Mar. 26 vs. FLA, Mar. 28 vs. CAR). Collected 3 points (2 goals, 1 assist) and named 3rd star Apr. 8 vs. NYR. Scored 2 goals and named 2nd star Apr. 10 at NYR. Named NHL's 2nd Star of the Week (Apr. 15) with 7 points (5 goals, 2 assists) in 3 games. Registered a 5-game point streak (Apr. 6 – 15) with 9 points (6 goals, 3 assists). Scored GWG and named 2nd star Apr. 15 vs. NJD. Played 500th career

Vs. NHL	GP	G	A	P	PIM
ANAHEIM	4	0	3	3	0
BOSTON	22	3	6	9	4
BUFFALO	42	13	15	28	14
CALGARY	8	2	3	5	2
CAROLINA	27	5	8	13	6
CHICAGO	6	5	1	6	0
COLORADO	4	3	0	3	0
COLUMBUS	5	2	2	4	7
DALLAS	4	1	0	1	0
DETROIT	6	4	3	7	0
EDMONTON	8	6	4	10	0
FLORIDA	26	12	6	18	6
LOS ANGELES	5	4	2	6	0
MINNESOTA	6	3	1	4	0
MONTREAL	40	14	20	34	10
NASHVILLE	5	1	2	3	0
NEW JERSEY	26	8	15	23	10
NY ISLANDERS	6	5	1	6	2
NY RANGERS	24	7	8	15	4
OTTAWA	42	21	18	39	16
PHILADELPHIA	25	3	8	11	12
PHOENIX	5	2	1	3	0
PITTSBURGH	26	9	12	21	4
SAN JOSE	5	2	2	4	2
ST LOUIS	6	3	3	6	2
TAMPA BAY	26	9	11	20	6
TORONTO	18	8	4	12	2
VANCOUVER	6	4	2	6	4
WASHINGTON	24	5	11	16	6
WINNIPEG	27	15	12	27	12
NHL TOTALS:	504	185	194	379	139

NHL game and collected a season-high 3 assists Apr. 18 vs. NYI. Scored 20th goal of the season Apr. 27 vs. MTL. Registered a 5-game point streak to finish regular season (Apr. 18 – 27) with 9 points (4 goals, 5 assists). Shootout Stats: 0-for-2. Played 7 playoff games for Maple Leafs collecting 6 points (4 goals, 2 assists) with 2 penalty minutes. Ranked 1st on team in playoff goals, PPG (tie-1) and GWG (2). Scored 1st Maple Leafs playoff goal and point in GM #2 of ECQF May 4 at BOS. Collected 1st playoff assist in GM #4 May 8 vs. BOS. Scored GWG and named 2nd star in GM #6 May 12 vs. BOS.


★ **CAREER: 2011-12:** Played 82 games for the Maple Leafs collecting 82 points (37 goals, 45 assists) with 20 penalty minutes. Ranked 6th (tie) in NHL in goals and 6th in points. Ranked 1st on Maple Leafs in goals, assists, points, shots (295), PPG (10), PP points (23), GWG goals (6). Established career highs in a season for goals, assists and points. 1 of 2 Maple Leafs players to play in all 82 regular season games. Scored 1st Maple Leafs hat-trick and collected an assist Oct. 8 vs. OTT. Registered a 5-game point streak (Oct. 6 – 19) to start the season with 12 points (7 goals, 5 assists). Named NHL's First Star of the Week (Oct. 17) with 8 points (5 goals, 3 assists) in 3 games. Named NHL's First Star of the Month (October) with 18 points (10 goals, 8 assists) in 11 games. Became 1st Leafs player to be named NHL Player of the Month since Felix Potvin (Oct. 1993). Registered a career-high (27:07) of ice-time Nov. 17 at NSH. Played 400th career NHL game Dec. 3 at BOS. Scored on a penalty shot and collected an assist Jan. 7 vs. DET (Jimmy Howard). Registered a season-high 8-game point streak (Dec. 22 – Jan. 7) with 9 points (5 goals, 4 assists). Played 200th career Maple Leafs game and scored a goal Jan. 23 vs. NYI. Collected 3 points (1 goal,

FONDEST OUTDOOR HOCKEY MEMORY:
PLAYING ON MY GRANDPARENTS LAKE

FORMER PLAYER YOU'D LIKE TO PLAY WITH:
WAYNE GRETZKY

FAVOURITE OFFSEASON ACTIVITY:
GOLFING, FISHING AND POKER

CAN'T LIVE WITHOUT:
MY DOG, STELLA



2 assists) for Team Chara at 2012 NHL All-Star Game Jan. 29 at OTT. Collected 3 points (1 goal, 2 assists) and a (+3) rating Feb. 4 at OTT. Collected 3 points (2 goals, 1 assist), including 300th career point, and a (+4) rating Feb. 6 vs. EDM. Collected an assist and set a career-high with 65th point of season Feb. 23 vs. SJS. Scored career-high 37th goal of the season Mar. 31 vs. BUF. Tied a Maple Leafs franchise record with 3 assists in a period, while collecting 100th career Leafs assist and 200th career Leafs point Apr. 3 at BUF. Won Maple Leafs' Molson Cup Award for the third consecutive season. **2010-11:** Played 82 games for the Maple Leafs collecting 64 points (32 goals, 32 assists) with 24 penalty minutes. Ranked 1st on Maple Leafs in goals, points, shots (325), PPG (12), PP points (23), GWG (6), 1st (tie) in OTG (1) and SHG (1). Ranked 2nd in assists. 1 of 5 Maple Leafs players to play in all 82 regular season games. Established career highs for PPG, SHG and shots. Ranked 4th in NHL shots. Scored 2 goals, including GWG in overtime, 100th career NHL goal and added an assist Oct. 15 at NYR. Played 300th career NHL game and scored a goal Oct. 26 vs. FLA. Scored 1st career SHG Nov. 26 at BUF. Collected 200th career NHL point with goal and an assist Dec. 14 at EDM. Selected to play in 2011 NHL All-Star Game Jan. 11. Collected 100th career NHL assist Jan. 24 at CAR. Tied a career-high with 4 points (2 goals, 2 assists) Feb. 24 at MTL. Named NHL's First Star of the Week (Feb. 27) with 8 points (4 goals, 4 assists) in 4 games. Finished season on a 10-game point streak (Mar. 19 – Apr. 9) with 11 points (4 goals, 7 assists). Scored 2 goals in a game on 5 occasions (Oct. 15, Dec. 28, Jan. 6, Feb. 15, Feb. 24). Collected 2 assists on 6 occasions (Nov. 16, Jan. 1, Jan. 20, Feb. 24, Feb. 26, Mar. 31). **2009-10:** Played 70 games for the Maple Leafs collecting 55 points (30 goals, 25 assists) with 21 penalty minutes. Ranked 1st on team in goals, points, PPG (8), GWG (5) and shots (297). Ranked 2nd (tie) on team in assists. Ranked 6th in NHL shots. Missed 12 games (Oct. 1 – 31) due to shoulder injury. Made Maple Leafs debut and recorded 10 shots Nov. 3 vs. TBL. Collected 1st Maple Leafs point (assist) Nov. 6 at CAR. Scored 1st Maple Leafs goal and added an assist Nov. 7 vs. DET (Chris Osgood). Registered a 6-game point streak (Nov. 6 – 17) with 8 points (5 goals, 3 assists). Named to Team USA for 2010 Olympic Winter Games Jan. 1. Registered a team-high 7-game point streak (Jan. 9 – 21) with 8 points (1 goal, 7 assists). Registered a 5-game point streak (Jan. 30 – Feb. 8) with 10 points (6 goals, 4 assists). Won a silver medal with Team USA at the 2010 Olympics, collecting 2 points (1 goal, 1 assist) with a (+2) rating in 6 games. **2008-09:** Played 70 games for Boston collecting 60 points (36 goals, 24 assists) with 16 penalty minutes. The 36 goals scored were the most by a Boston player since 2002-03. Registered 14 multi-point games. Registered 2nd career hat-trick and a career-high (tie) 4 points Apr. 12 at NYI. Registered a career-high 18-game point streak (Nov. 13 – Dec. 21) with 28

points (14 goals, 14 assists). That was longest point streak in the NHL, tied him with Ed Olczyk for the longest point streak by a U.S. born player in NHL history, the 5th longest in Bruins history and the longest by a Bruin since 1996-97. Registered a career-high 6-game goal streak (Nov. 26 – Dec. 8) with 7 goals. Collected 100th career NHL point (goal) Dec. 18 vs. Toronto. Played 200th career NHL game Feb. 7 vs. PHI. Named NHL's First Star for the week ending Dec. 14, collecting 8 points (3 goals, 5 assists) in 4 games played. Named NHL's Third Star of the week ending Apr. 12 collecting 6 points (5 goals, 1 assist) in 3 games played. Missed 12 games due to injuries (mononucleosis, shoulder and flu-like symptoms) and underwent shoulder surgery May 21. Played 11 playoff games for Boston collecting 11 points (6 goals, 5 assists) with 4 penalty minutes. Ranked 3rd on Boston in playoff points. **2007-08:** Played in a career-high (tie) 82 games for Boston. Registered 1st career hat-trick and career-high (tie) 4 points Oct. 12 at Los Angeles. Registered 5 shootout deciding goals, which led the NHL. Made NHL playoff debut and collected 1st career playoff point (assist) in GM #1 of ECQF Apr. 10 at MTL. Scored 1st career NHL playoff goal in GM #5 Apr. 17 at MTL (Carey Price). Scored 2 goals in GM #6 Apr. 19 vs. MTL. Played 7 games for Team USA at IIHF World Championship collecting 10 points (6 goals, 4 assists) with 6 penalty minutes. **2006-07:** 1st among all NHL rookies and 2nd (tie) overall in shootout deciding goals (4). Played 1st NHL game Oct. 6 at FLA. Collected 1st NHL point (assist) Oct. 7 at TBL. Scored 1st NHL goal Oct. 21 vs. BUF (Martin Biron). Missed 11 games (Dec. 11 – Jan. 4) following a testicular cancer diagnosis and surgery. Won the NHL's Bill Masterton Trophy for 'perseverance, sportsmanship and dedication to hockey'. Played 7 games for United States at IIHF World Championship collecting 7 points (2 goals, 5 assists) with 6 penalty minutes. **2005-06:** Played 39 games for University of Minnesota (WCHA) collecting 51 points (18 goals, 33 assists) with 28 penalty minutes. Ranked 2nd on team in points and 6th in the WCHA. Ranked 13th in NCAA scoring and 1st among freshman players. Ranked 1st on team with a (+22) rating. Named WCHA's Rookie of the Year and WCHA All-Rookie Team. Scored 1st career college goal on a penalty shot Oct. 21 vs. Minnesota St. – 1st time in team history that had occurred. Played 7 games for Team USA at IIHF World Junior Championship collecting 11 points (1 goal, 10 assists) with 2 penalty minutes. Ranked 1st in tournament scoring. Played 7 games for Team USA at IIHF World Championship collecting 2 points (1 goal, 1 assist) with 2 penalty minutes. Was only college player on Team USA at World Championship. **2004-05:** Played 7 games for Team USA at IIHF World Junior Championship collecting 6 points (4 goals, 2 assists) with 2 penalty minutes.

AMATEUR AND PRO RECORD

REGULAR SEASON

PLAYOFFS

SEASON	CLUB	LEAGUE	GP	G	A	PTS	+/-	PIM	PP	SH	GW	S	S%	GP	G	A	PTS	PIM
2003-04	USNTDP	U-17	32	31	18	49	--	8	--	--	--	--	--	--	--	--	--	--
	USNTDP	NAHL	30	21	12	33	--	18	--	--	--	--	--	--	--	--	--	--
2004-05	USNTDP	U-18	31	41	32	73	--	16	--	--	--	--	--	--	--	--	--	--
	USNTDP	NAHL	14	11	14	25	--	21	--	--	--	--	--	--	--	--	--	--
	UNITED STATES	WJC	7	4	2	6	--	2	--	--	--	--	--	--	--	--	--	--
2005-06	U. OF MINNESOTA	WCHA	39	18	33	51	--	28	--	--	--	--	--	--	--	--	--	--
	UNITED STATES	WJC	7	1	10	11	--	2	--	--	--	--	--	--	--	--	--	--
	UNITED STATES	WC	7	1	1	2	--	2	--	--	--	--	--	--	--	--	--	--
2006-07	BOSTON	NHL	70	11	18	29	-12	12	1	0	0	170	6.5	--	--	--	--	--
	PROVIDENCE	AHL	2	1	0	1	--	2	--	--	--	--	--	--	--	--	--	--
	UNITED STATES	WC	7	2	5	7	--	6	--	--	--	--	--	--	--	--	--	--
2007-08	BOSTON	NHL	82	19	18	37	-6	28	5	0	3	213	8.9	4	3	1	4	2
	UNITED STATES	WC	7	6	4	10	--	6	--	--	--	--	--	--	--	--	--	--
2008-09	BOSTON	NHL	70	36	24	60	23	16	8	0	6	232	15.5	11	6	5	11	4
2009-10	TORONTO	NHL	70	30	25	55	-8	21	8	0	5	297	10.1	--	--	--	--	--
	UNITED STATES	OLY	6	1	1	2	--	0	--	--	--	--	--	--	--	--	--	--
2010-11	TORONTO	NHL	82	32	32	64	-20	24	12	1	6	325	9.8	--	--	--	--	--
2011-12	TORONTO	NHL	82	37	45	82	-10	20	10	0	6	295	12.5	--	--	--	--	--
2012-13	TORONTO	NHL	48	20	32	52	-3	18	6	0	4	161	12.4	7	4	2	6	2
	NHL TOTALS		504	185	194	379	-36	139	50	1	30	1693	10.9	22	13	8	21	8
	LEAF TOTALS		282	119	134	253	-41	83	36	1	21	1078	11.0	7	4	2	6	2

NHL SINGLE GAME MILESTONES

HAT TRICKS 3 – Last: Oct. 8, 2011 (TOR) vs. OTT
 MOST GOALS 3(3) – Last: Oct. 8, 2011 (TOR) vs. OTT
 MOST ASSISTS 3(2) – Last: Apr. 18, 2013 (TOR) vs. NYI
 MOST POINTS 4(4) – Last: Oct. 8, 2011 (TOR) vs. OTT (3G,1A)
 *number of times occurred in parenthesis ().

LONGEST NHL STREAKS

POINTS 18 – Last: Nov. 13 - Dec 21, 2008 (BOS) (14G, 14A)
 GOALS 6 – Last: Nov. 26 - Dec. 8, 2008 (BOS) (7G)
 ASSISTS 7 – Last: Dec. 8 - 21, 2008 (BOS) (9A)

REGULAR SEASON OT GOALS

1. Mar. 11, 2010 (TOR) vs. Tampa (Smith)
 2. Oct. 15, 2010 (TOR) at NY Rangers (Lundqvist)

REGULAR SEASON PENALTY SHOTS

Oct. 27, 2007 (BOS) vs. Philadelphia
 (Biron, Unsuccessful)
 Jan. 7, 2012 (TOR) vs. Detroit
 (Howard, Successful)

LEAFS SINGLE GAME MILESTONES

1 – Last: Oct. 8, 2011 vs. OTT
 3(1) – Last: Oct. 8, 2011 vs. OTT
 3(2) – Last: Apr. 18, 2013 vs. NYI
 4(2) – Last: Oct. 8, 2011 vs. OTT (3G,1A)

LONGEST LEAFS STREAKS

10 – Last: Mar. 19 - Apr. 9, 2011 (4G,7A)
 4 – Last: Jan. 6 - 11, 2011 (4G)
 4 – Last: Jan. 9 - 15, 2010 (5A)

REGULAR SEASON SHOOTOUT ATTEMPTS

2006-07: Scored 4 goals in 7 attempts
 2007-08: Scored 5 goals in 13 attempts
 2008-09: Scored 1 goal in 8 attempts
 2009-10: Scored 3 goals in 7 attempts
 2010-11: Scored 1 goal in 8 attempts
 2011-12: Scored 1 goal in 7 attempts
 2012-13: Did not score in 2 attempts
 CAREER: Scored 15 goals in 52 attempts





BORN: MAGNITOGORSK, RUSSIA

DATE: JULY 14, 1986

HEIGHT: 6' 1"

WEIGHT: 225 LBS.

SHOOTS: LEFT

POSITION: LEFT WING

★ **BECAME A LEAF:** Toronto's second choice, 44th overall, in 2006 Entry Draft.

TRANSACTIONS: None.

★ **2012-13 SEASON:** Played 48 games for the Maple Leafs collecting 23 points (7 goals, 16 assists) with 22 penalty minutes. Played 36 games for Magnitogorsk (KHL) collecting 38 points (14 goals, 24 assists) with 26 penalty minutes. Collected a career-high 3 assists, registered a (+3) rating and named 2nd star Jan. 23 at PIT. Collected a goal and an assist Feb. 25 at PHI. Scored a goal and registered a (+3) rating Mar. 20 vs. TBL. Registered a goal (ENG) and an assist Mar. 28 vs. CAR. Collected an assist and a (+3) rating Mar. 30 at OTT. Scored a goal and registered 7 hits Apr. 4 vs. PHI. Collected 100th career NHL assist Apr. 20 at OTT. Shootout Stats: 0-for-2. Played 7 playoff games for the Maple Leafs collecting 1 assist. Made NHL playoff debut in GM #1 of ECQF May 1 at BOS. Collected 1st career NHL playoff point (assist) in GM #2 May 4 at BOS.

★ **CAREER:** **2011-12:** Played 70 games for the Maple Leafs collecting 28 points (7 goals, 21 assists) with 6 penalty minutes. Ranked 2nd on the Maple Leafs in plus/minus (+2-tie). Scored on a penalty shot Dec. 16 at BUF (Ryan Miller). Became 1st Leafs player to score on a penalty shot since John Pohl on Dec. 26, 2006 vs. MIN (Manny Fernandez). Played 300th career NHL game Mar. 7 at PIT. Left game due to finger injury Mar. 13 at FLA. Missed final 12 games of season (Mar. 15 - Apr. 7) due to finger injury. Selected to play for Russia at IIHF World Championship. Played 10 games for Russia collecting 4 points (1 goal, 3 assists). Won gold medal with Russia. **2010-11:** Played 82 games for the Maple

Vs. NHL	GP	G	A	P	PIM
ANAHEIM	4	0	1	1	2
BOSTON	27	4	5	9	10
BUFFALO	26	5	8	13	6
CALGARY	8	2	1	3	4
CAROLINA	16	4	8	12	2
CHICAGO	4	0	0	0	0
COLORADO	4	3	2	5	0
COLUMBUS	4	2	1	3	0
DALLAS	4	4	1	5	0
DETROIT	4	1	0	1	0
EDMONTON	8	2	1	3	0
FLORIDA	18	2	4	6	6
LOS ANGELES	4	2	1	3	0
MINNESOTA	4	0	2	2	0
MONTREAL	26	3	9	12	2
NASHVILLE	3	1	1	2	0
NEW JERSEY	18	3	2	5	16
NY ISLANDERS	18	5	3	8	4
NY RANGERS	17	1	4	5	0
OTTAWA	27	4	9	13	10
PHILADELPHIA	17	7	6	13	2
PHOENIX	4	0	1	1	2
PITTSBURGH	19	1	12	13	0
SAN JOSE	4	1	2	3	0
ST LOUIS	4	1	1	2	0
TAMPA BAY	17	6	4	10	14
TORONTO	0	0	0	0	0
VANCOUVER	6	1	1	2	2
WASHINGTON	18	3	4	7	4
WINNIPEG	18	7	6	13	2
NHL TOTALS:	351	75	100	175	88


Leafs collecting 57 points (30 goals, 27 assists) with 26 penalty minutes. Ranked 1st (tie) on the Maple Leafs in SHG (1); 2nd on team in goals and GWG (5); and 3rd on team in plus/minus (+7). 1 of 5 Maple Leafs players to play in all 82 regular season games. Established career highs for games played, goals, assists, points, plus/minus, penalty minutes, PPG (5), GWG and shots. Registered a 4-game point streak to start the season (Oct. 7 - 15) with 4 points (1 goal, 3 assists). Scored a goal in 3-consecutive games (Nov. 2 - 6). Collected a career-high 4 points (2 goals, 2 assists) Jan. 7 at ATL. Collected 100th career NHL point (assist) Jan. 15 vs. CGY. Left game due to facial injury Jan. 24 at CAR. Played 200th career NHL game Jan. 25 at TBL. Scored career-high 17th goal of season Feb. 1 vs. FLA. Registered a season-high 6-game point streak (Feb. 1 - 10) with 8 points (5 goals, 3 assists). Registered a career-high 4-game goal streak (Feb. 5 - 10) with 4 goals. Scored 30th goal of season Apr. 5 vs. WSH. Selected to play for Russia at IIHF World Championship. Played 9 games for Russia scoring 1 goal with 2 penalty minutes. **2009-10:** Played 78 games for the Maple Leafs collecting 36 points (16 goals, 20 assists) with 16 penalty minutes. Ranked 1st on team in OTG (2) and SHG (1-tie), and 2nd in GWG (3-tie). Recalled from the Toronto Marlies (AHL) Oct. 1. Scored 2 goals (1st career multi-goal game) Oct. 28 at DAL. Played in 100th NHL game and scored a goal Dec. 10 at Boston. Registered a 6-game point streak (Mar. 7 - 16) with 8 points (4 goals, 4 assists). Scored GWG goal in overtime, collected an assist, and named 1st star Mar. 27 vs. NY Rangers. Healthy scratch 4 times, most recently Oct. 24 at VAN. Played 9 games for Russia at World Championship collecting 5 points (3 goals, 2 assists) with 25 penalty minutes. Won silver medal with Russia. **2008-09:** Played 73 games for the Maple Leafs collecting 31 points (15 goals, 16 assists) with 18 penalty minutes. Played 5 games for the Toronto Marlies (AHL). Played 1st NHL game and scored 1st NHL

CHILDHOOD HOCKEY IDOL:
PETER FORSBERG

PRE-GAME RITUALS/SUPERSTITIONS:
LEFT SKATE FIRST

FAVOURITE OFFSEASON ACTIVITY:
TENNIS

CAN'T LIVE WITHOUT:
HOCKEY



goal (Chris Osgood - GWG) and point Oct. 9 at DET. Became 1st player to make his NHL debut in a season-opener against the defending Stanley Cup champion and score a goal in that game since Eric Lindros did so for the Flyers against the Penguins on Oct. 6, 1992. Collected 1st NHL assist Oct. 23 at BOS. Assigned to the Marlies Jan. 7. Recalled from the Marlies Jan. 11. Missed 4 games due to ankle injury (Jan. 13 - 19). Assigned to the Marlies Jan. 23. Recalled from Toronto Marlies Jan. 26. Did not dress and was a healthy scratch Feb. 21 vs. VAN. Did not play Mar. 19 at FLA due to birth of son Alexei. Collected 3 points (1 goal, 2 assists) Mar. 21 at MTL. Collected 3 points (1 goal, 2 assists) Apr. 3 at PHI. Missed final game of season due to ankle injury (Apr. 11). **2007-08:** Played 57 games for Magnitogorsk of the Russian Super League collecting 33 points (21 goals, 12 assists) with 63 penalty minutes. Ranked 1st in Magnitogorsk goals (tie) and 4th in penalty minutes. Ranked 5th (tie) in Russian Super League goals and 18th (tie) in points. Played 11 playoff games for Magnitogorsk collecting 4 points (2 goals, 2 assists) with 29 penalty minutes. Ranked 2nd in Magnitogorsk playoff penalty minutes. **2006-07:** Played 54 games for Magnitogorsk of the Russian Super League collecting 39 points (27 goals, 12 assists) with 42 penalty minutes. Ranked 1st in Magnitogorsk goals and 2nd in points. Ranked 2nd in Russian Super League goals, 8th in points and 5th (tie) in plus/minus (+17). Played 15 playoff games for Magnitogorsk collecting 11 points (10 goals, 1 assist) with 10 penalty minutes.

Ranked 1st in Magnitogorsk playoff goals and 1st in playoff points (tie). Ranked 1st in Russian Super League playoff goals and 2nd in points (tie). Played 9 games for Russia at World Championship collecting 3 points (2 goals, 1 assist). Won bronze medal with Russia. **2005-06:** Played 31 games for Magnitogorsk of the Russian Super League collecting 12 points (5 goals, 7 assists). Played 11 playoff games for Magnitogorsk collecting 6 points (2 goals, 4 assists) with 6 penalty minutes. Played 4 games for Magnitogorsk-2 of the Russia-3 League collecting 4 points (3 goals, 1 assist) with 6 penalty minutes. Played 4 games for Russia at IIHF World Junior Championship collecting 6 points (4 goals, 2 assists) with 25 penalty minutes. Ranked 1st (tie) on Russia Junior Team in goals and 3rd (tie) in points. Won silver medal with Russia Junior Team. Played 7 games for Russia at IIHF World Championship collecting 4 points (1 goal, 3 assists) with 2 penalty minutes. **2004-05:** Played 43 games for Magnitogorsk-2 of the Russia-3 League collecting 22 points (9 goals, 13 assists) with 44 penalty minutes. Ranked 1st on Magnitogorsk-2 in goals, assists, points and penalty minutes. Ranked 6th in Russia-3 League goals, 3rd in assists (tie) and 5th in points. **2003-04:** Played 43 games for Magnitogorsk-2 of the Russia-3 League collecting 26 points (8 goals, 18 assists) with 91 penalty minutes. Played 6 games for the Russia at World U-18 Championship collecting 2 assists and 2 penalty minutes.

AMATEUR AND PRO RECORD

SEASON	CLUB	LEAGUE	GP	G	A	PTS	+/	PIM	PP	SH	GW	S	%	GP	G	A	PTS	PIM
2003-04	MAGNITOGORSK-2	RUS-3	43	8	18	26	--	91	--	--	--	--	--	--	--	--	--	--
	RUSSIA	WJC-U18	6	0	2	2	--	2	--	--	--	--	--	--	--	--	--	--
2004-05	MAGNITOGORSK-2	RUS-3	43	9	13	22	--	44	--	--	--	--	--	--	--	--	--	--
2005-06	MAGNITOGORSK-2	RUS	31	5	7	12	--	8	--	--	--	--	--	11	2	4	6	6
	MAGNITOGORSK-2	RUS-3	4	3	1	4	--	6	--	--	--	--	--	--	--	--	--	--
	RUSSIA	WJC	4	4	2	6	--	25	--	--	--	--	--	--	--	--	--	--
	RUSSIA	WC	7	1	3	4	--	2	--	--	--	--	--	--	--	--	--	--
2006-07	MAGNITOGORSK	RUS	54	27	12	39	--	42	--	--	--	--	--	15	10	1	11	10
	RUSSIA	WC	9	2	1	3	--	0	--	--	--	--	--	--	--	--	--	--
2007-08	MAGNITOGORSK	RUS	57	21	12	33	--	63	--	--	--	--	--	11	2	2	4	29
2008-09	TORONTO	NHL	73	15	16	31	-8	18	2	0	1	129	11.6	--	--	--	--	--
	TORONTO	AHL	5	0	0	0	--	0	--	--	--	--	--	--	--	--	--	--
2009-10	TORONTO	NHL	78	16	20	36	0	16	0	1	3	145	11.0	--	--	--	--	--
	RUSSIA	WC	9	3	2	5	--	25	--	--	--	--	--	--	--	--	--	--
2010-11	TORONTO	NHL	82	30	27	57	7	26	5	1	5	173	17.3	--	--	--	--	--
	RUSSIA	WC	9	1	0	0	--	2	--	--	--	--	--	--	--	--	--	--
2011-12	TORONTO	NHL	70	7	21	28	2	6	1	0	1	107	6.5	--	--	--	--	--
	RUSSIA	WC	10	1	3	4	--	0	--	--	--	--	--	--	--	--	--	--
2012-13	TORONTO	NHL	48	7	16	23	-5	22	0	0	0	72	9.7	7	0	1	1	0
	MAGNITOGORSK	KHL	36	14	24	38	--	26	--	--	--	--	--	--	--	--	--	--
	NHL TOTALS		351	75	100	175	-4	88	8	2	10	626	12.0	7	0	1	1	0

NHL SINGLE GAME MILESTONES

HAT TRICKS None
MOST GOALS 2(5) - Last: Mar. 24, 2011 at COL
MOST ASSISTS 3(1) - Last: Jan. 23, 2013 at PIT
MOST POINTS 4(1) - Last: Jan. 7, 2011 at ATL (2G,2A)
*number of times occurred in parenthesis ().

LONGEST NHL STREAKS

POINTS 6 - Last: Feb. 1 - 10, 2011 (5G,3A)
GOALS 4 - Last: Feb. 5 - 10, 2011 (4G)
ASSISTS 3 - Last: Jan. 24 - Feb. 1, 2012 (5A)

REGULAR SEASON OT GOALS

1. Mar. 9, 2010 vs. Boston (Thomas)
2. Mar. 27, 2010 vs. NY Rangers (Lundqvist)

REGULAR SEASON PENALTY SHOTS

1. Dec. 16, 2011 at Buffalo
(Miller, Successful)

LEAFS SINGLE GAME MILESTONES

See NHL Single Game Milestones
See NHL Single Game Milestones
See NHL Single Game Milestones
See NHL Single Game Milestones

LONGEST LEAFS STREAKS

See Longest NHL Streaks
See Longest NHL Streaks
See Longest NHL Streaks

REGULAR SEASON SHOOTOUT ATTEMPTS

2008-09: Scored 3 goals in 9 attempts
2009-10: Scored 3 goals in 4 attempts
2010-11: Did not score in 4 attempts
2011-12: Did not score in 1 attempt
2012-13: Did not score in 2 attempts
CAREER: Scored 6 goals in 20 attempts



BORN: INDIANAPOLIS, INDIANA, USA

DATE: NOVEMBER 25, 1980

HEIGHT: 5' 10"

WEIGHT: 185 LBS.

SHOOTS: LEFT

POSITION: DEFENCE

BECAME A LEAF: Acquired from Colorado for Boston's second round pick (previously acquired - later obtained by Dallas - Mike Winther) in 2012 Entry Draft, June 24, 2011.

TRANSACTIONS: Originally Colorado's eighth choice, 159th overall, in 2000 Entry Draft.

2012-13 SEASON: Played 32 games for the Maple Leafs collecting 11 points (2 goals, 9 assists) with 4 penalty minutes. Collected 2 assists Jan. 26 at NYR. Collected at least an assist in 3 consecutive games (Jan. 24 - 29). Played 600th career NHL game Feb. 7 at WPG. Scored a goal (ENG) Feb. 16 vs. OTT. Missed 2 games (Mar. 25, 26) due to ankle injury. Scored a goal Apr. 4 vs. PHI. Healthy scratch 14 times this season, most recently Apr. 24 at TBL. Played 4 playoff games for the Maple Leafs collecting 2 penalty minutes.


CAREER: **2011-12:** Played 66 games for the Maple Leafs collecting 27 points (7 goals, 20 assists) with 20 penalty minutes. Made Maple Leafs debut Oct. 6 at MTL. Collected 1st Maple Leafs point (assist) Oct. 8 vs. OTT. Scored 1st Maple Leafs goal and registered a (+3) rating Nov. 3 at CBJ. Collected at least 1 assist in 4-consecutive games (Nov. 20 - 27). Collected 2 assists in a game 4 times (Oct. 19, Oct. 22, Nov. 27, Dec. 17). Missed 16 games (Dec. 23 - Jan. 31) due to undisclosed injury. Collected 300th career NHL point (goal) Mar. 15 at TBL. **2010-11:** Played 76 games for Colorado collecting 46 points (six goals, 40 assists) with 35 penalty minutes. Registered a career-high in assists. Ranked 1st on team in assists (tie) and blocked shots (153). Ranked 1st among team defencemen in points for 5th consecutive season. Ranked 2nd on team in average ice-time per game (22:00). Opened season with assists in each of 1st 9 games, setting a new NHL record for the longest assist streak by a defenceman to start a season. 1st

Vs. NHL	GP	G	A	P	PIM
ANAHEIM	27	2	10	12	10
BOSTON	14	2	4	6	0
BUFFALO	13	1	4	5	6
CALGARY	46	3	16	19	16
CAROLINA	10	1	1	2	0
CHICAGO	28	2	12	14	18
COLORADO	1	0	0	0	0
COLUMBUS	29	3	10	13	16
DALLAS	27	3	11	14	8
DETROIT	20	4	7	11	8
EDMONTON	44	8	19	27	19
FLORIDA	11	1	4	5	1
LOS ANGELES	26	4	13	17	17
MINNESOTA	46	6	10	16	16
MONTREAL	13	0	6	6	4
NASHVILLE	27	5	9	14	16
NEW JERSEY	12	1	4	5	6
NY ISLANDERS	10	1	5	6	6
NY RANGERS	13	0	8	8	2
OTTAWA	12	1	5	6	2
PHILADELPHIA	13	2	6	8	2
PHOENIX	24	3	9	12	2
PITTSBURGH	11	1	2	3	8
SAN JOSE	28	8	9	17	12
ST LOUIS	26	3	15	18	8
TAMPA BAY	13	1	4	5	10
TORONTO	6	5	3	8	2
VANCOUVER	49	6	28	34	18
WASHINGTON	12	0	0	0	4
WINNIPEG	10	0	2	2	2
NHL TOTALS:	621	77	236	313	242

NHL defenceman to record points in each of team's 1st 9 games since Doug Wilson began the 1981-82 season with a 10-game point streak. Named NHL's Second Star of the Week for the period ending Nov. 21 - in 4 games collected 7 points (2 goals, 5 assists) with a (+5) rating. Played 500th career NHL game Feb. 7 at PHX. Collected 200th NHL assist Feb. 23 vs. EDM. Missed 2 games with a leg injury (Mar. 11 - 12). Missed final 4 games of the season (Apr. 4 - 10) with a head injury. **2009-10:** Played 59 games for Colorado collecting 31 points (6 goals, 25 assists) with 30 penalty minutes. Ranked 1st on team among defencemen in points. Ranked 1st on team in PP assists (17) and 3rd in PP points (20). Collected two points (1 goal, 1 assist) including 200th career NHL point Oct. 1 vs. SJS. Sustained a shoulder injury Oct. 13 at TOR and missed 7 games. Sustained shoulder injury Nov. 6 vs. CHI and missed 5 games. Played 400th career NHL game Nov. 23 vs. PHI. Scored 2nd career OTG Apr. 4 vs. SJS. Played 6 playoff games for Colorado collecting 2 points (1 goal, 1 assist). **2008-09:** Played 75 games for Colorado collecting 39 points (12 goals, 27 assists). Ranked 1st on team among defencemen in goals, assists and points. Ranked 1st on team in PP points (21). Missed 2 games due to flu (Nov. 26 - 28). Scored 50th career NHL goal Jan. 29 vs. TOR. Sustained a wrist injury Feb. 15 at DET and missed 5 games. Scored 1st career OTG and added 2 assists Mar. 14 at EDM. Played 9 games for Team USA at IIHF World Championship collecting 9 points (1 goal, 8 assists). Ranked 1st on Team USA in points. **2007-08:** Played 81 games for Colorado collecting 32 points (6 goals, 26 assists) with 26 penalty minutes. Ranked 1st on team among defencemen in points. Collected 20 points (5 goals, 15 assists) on the powerplay. Collected 2 assists, including 100th career NHL assist Dec. 17 at LAK. Played 10 playoff games for Colorado collecting 5 points (2 goals, 3 assists). **2006-07:** Played 71 games for Colorado collecting 44 points (14 goals, 30 assists). Ranked 1st among defencemen on team in goals, assists and points. Became 1st NHL defenceman to score 10 or more goals

FONDEST OUTDOOR HOCKEY MEMORY:
MICHIGAN ST./MICHIGAN (SPARTAN STADIUM, 2001)
FORMER PLAYER YOU'D LIKE TO PLAY WITH:
BOBBY ORR

FAVOURITE MOVIES:
THE BOURNE SERIES
IF YOU WEREN'T A HOCKEY PLAYER?:
I'D BE A FIREFIGHTER



in each of 1st 3 seasons since Steve Duchesne (86/87 to 88/89). Scored a career-high 8 PPG. Changed sweater number from #26 to #4 Oct. 20. Collected a career-high 3 assists Oct. 29 vs. MIN. Sustained a broken foot injury Jan. 6 at MIN and missed 11 games. **2005-06:** Played a career-high 82 games for Colorado collecting 49 points (14 goals, 35 assists). Registered a career-high in points. 1 of 6 Colorado players to skate in all 82 games. Played 100th career NHL game Nov. 21 vs. CGY. Played 9 playoff games for Colorado collecting 3 points (1 goal, 2 assists). Scored 1st career playoff goal in GM #1 of WCQF Apr. 22 at DAL. Played 6 games for Team USA at 2006 Olympic Winter Games in Torino, Italy collecting 2 assists with 2 penalty minutes. **2004-05:** Played 17 games for Iserlohn (DEL) collecting 11 points (5 goals, 6 assists) with 24 penalty minutes. Played 7 games for Team USA at IIHF World Championship. **2003-04:** In rookie season played 79 games for Colorado collecting 34 points (10 goals, 24 assists) with 28 penalty minutes. Named to NHL All-Rookie Team. Ranked 1st among NHL rookie defencemen in points, the most since Lubomir Visnovsky had 39 with Los Angeles in 2000-01. It was the 2nd best point total by a first-year defenceman in franchise history, trailing only Bruce Bell's 37 with the Nordiques in 1984-85. The 10 goals scored were the most by a rookie defenceman in franchise history and

most among rookie defencemen in 2003-04. Collected 1st NHL point (CWG) Oct. 16 at MIN (Manny Fernandez). Left game Mar. 23 vs. CHI with a bruised knee, missing 3 games. Played all 11 playoff games for Colorado collecting 1 assist. Collected 1st career playoff point (assist) in GM #1 of WCQF vs. DAL. Played 2 games for Team USA at World Cup of Hockey. **2002-03:** Named a Hobey Baker Award finalist in senior year at Michigan State. Named All-American. Ranked 1st on Michigan State (CCHA) with 50 points (16 goals, 34 assists) in 39 games. Played 5 games for Hershey (AHL) collecting 1 assist with 4 penalty minutes. Became 1st 2-time winner of the CCHA's Best Offensive Defenceman Award and was a CCHA First All-Star Team for the 2nd consecutive season. Finished collegiate career as the top goal scoring defenceman in school history (44). **2001-02:** Played 41 games for Michigan State collecting 35 points (13 goals, 22 assists) with 18 penalty minutes. Named to CCHA First All-Star Team and was a second team All-American. Named winner of CCHA's Best Offensive Defenceman Award. **2000-01:** Played 42 games for Michigan State collecting 25 points (7 goals, 18 assists) with 28 penalty minutes. Named to the CCHA Second All-Star Team as a sophomore. **1999-2000:** Played 40 games for Michigan State collecting 28 points (8 goals, 20 assists) with 26 penalty minutes.

AMATEUR AND PRO RECORD			REGULAR SEASON													PLAYOFFS						
SEASON	CLUB	LEAGUE	GP	G	A	PTS	+/-	PIM	PP	SH	GW	S	%	GP	G	A	PTS	PIM				
1997-98	USNTOP	U-17	15	0	6	6	--	4	--	--	--	--	--	--	--	--	--	--				
	USNTOP	USHL	5	0	1	1	--	0	--	--	--	--	--	--	--	--	--	--				
1998-99	USNTOP	NAHL	42	4	7	11	--	40	--	--	--	--	--	5	2	0	2	0				
	USNTOP	USHL	46	4	14	18	--	47	--	--	--	--	--	--	--	--	--	--				
1999-00	USNTOP	NAHL	13	2	5	7	--	6	--	--	--	--	--	--	--	--	--	--				
	MICHIGAN STATE	CCHA	40	8	20	28	--	26	--	--	--	--	--	--	--	--	--	--				
2000-01	MICHIGAN STATE	CCHA	42	7	18	25	--	28	--	--	--	--	--	--	--	--	--	--				
2001-02	MICHIGAN STATE	CCHA	41	13	22	35	--	18	--	--	--	--	--	--	--	--	--	--				
2002-03	MICHIGAN STATE	CCHA	39	16	34	50	--	46	--	--	--	--	--	--	--	--	--	--				
	HERSHEY	AHL	5	0	1	1	--	4	--	--	--	--	--	5	0	0	0	2				
2003-04	COLORADO	NHL	79	10	24	34	7	28	2	0	1	115	8.7	11	0	1	1	4				
	UNITED STATES	W-CUP	2	0	0	0	--	0	--	--	--	--	--	--	--	--	--	--				
2004-05	ISERLOHN	GER	17	5	6	11	--	24	--	--	--	--	--	--	--	--	--	--				
	UNITED STATES	WC	7	0	0	0	--	0	--	--	--	--	--	--	--	--	--	--				
2005-06	COLORADO	NHL	82	14	35	49	5	44	6	0	1	154	9.1	9	1	2	3	6				
	UNITED STATES	OLY	6	0	2	2	--	2	--	--	--	--	--	--	--	--	--	--				
2006-07	COLORADO	NHL	71	14	30	44	0	24	8	0	3	128	10.9	--	--	--	--	--				
2007-08	COLORADO	NHL	81	6	26	32	2	26	5	0	1	163	3.7	10	2	3	5	2				
2008-09	COLORADO	NHL	75	12	27	39	-19	31	6	0	1	146	8.2	--	--	--	--	--				
	UNITED STATES	WC	9	1	8	9	--	2	--	--	--	--	--	--	--	--	--	--				
2009-10	COLORADO	NHL	59	6	25	31	-2	30	3	0	2	96	6.3	6	1	1	2	4				
2010-11	COLORADO	NHL	76	6	40	46	-9	35	3	0	0	163	3.7	--	--	--	--	--				
2011-12	TORONTO	NHL	66	7	20	27	-14	20	4	0	0	106	6.6	--	--	--	--	--				
2012-13	TORONTO	NHL	32	2	9	11	-1	4	0	0	0	47	4.3	--	--	--	--	--				
	NHL TOTALS		621	77	236	313	-13	242	37	0	9	1118	6.9	40	4	7	11	18				
	LEAFS TOTALS		98	9	29	38	-15	24	4	0	0	153	5.8	4	0	0	0	2				

NHL SINGLE GAME MILESTONES

None
2(3) - Last: Nov. 15, 2010 (COL) vs. STL
3(1) - Last: Oct. 29, 2006 (COL) vs. MIN
3(8) - Last: Jan. 18, 2001 (COL) vs. VAN (1G, 2A)
number of times occurred in parenthesis ()

LONGEST NHL STREAKS

POINTS 9 - Last: Oct. 7 - 26, 2010 (COL) (9A)
GOALS 3 - Last: Dec. 23 - 29, 2008 (COL) (3G)
ASSISTS 9 - Last: Oct. 7 - 26, 2010 (COL) (9A)

REGULAR SEASON OT GOALS

1. Mar. 14, 2009 (COL) at Edmonton (Roloson)
2. Apr. 4, 2010 (COL) vs. San Jose (Nabokov)

REGULAR SEASON PENALTY SHOTS

None

LEAFS SINGLE GAME MILESTONES

None
1(5) - Last: Apr. 4, 2013 vs. PHI
2(5) - Last: Apr. 26, 2013 at NYR
2(7) - Last: Jan. 26, 2013 at NYR (2A)

LONGEST LEAFS STREAKS

4 - Last: Nov. 20 - 27, 2011 (SA)
1 - Last: Apr. 4, 2013 (IG)
4 - Last: Nov. 20 - 27, 2011 (SA)

REGULAR SEASON SHOOTOUT ATTEMPTS

2005-06: None
2006-07: None
2007-08: Scored 1 goal in 1 attempt
2008-09: None
2009-10: Did not score in 1 attempt
2010-11: None
2011-12: None
2012-13: None
CAREER: Scored 1 goal in 2 attempts



BORN: FORT SASKATCHEWAN, ALBERTA, CAN

DATE: SEPTEMBER 23, 1983

HEIGHT: 6' 1"

WEIGHT: 206 LBS.

SHOOTS: RIGHT

POSITION: LEFT WING



BECAME A LEAF: Acquired from Anaheim with Jake Gardiner and a fourth round pick (later obtained by San Jose - Fredrik Bergvik) in 2013 Entry Draft for Francois Beauchemin, February 9, 2011.

TRANSACTIONS: Originally Anaheim's first choice, seventh overall, in 2002 Entry Draft. Traded to Edmonton by Anaheim with Ladislav Smid, Anaheim's first round pick (later obtained by Phoenix - Nick Ross) in 2007 Entry Draft, and Anaheim's first (Jordan Eberle) and second (later obtained by NY Islanders - Travis Harmonic) round picks in 2008 Entry Draft for Chris Pronger, July 3, 2006. Traded to Philadelphia by Edmonton with Jason Smith for Joni Pitkanen, Geoff Sanderson and Philadelphia's third round pick (Cameron Abney) in 2009 Entry Draft, July 1, 2007. Traded to Anaheim by Philadelphia with Luca Sbisa, Philadelphia's first round picks in 2009 (later traded to Columbus - John Moore) and 2010 (Emerson Etem) Entry Drafts and future considerations for Chris Pronger and Ryan Dingle, June 26, 2009.



2012-13 SEASON: Played 16 games for the Maple Leafs collecting 18 points (11 goals, 7 assists) with 12 penalty minutes. Played 9 games for Yekaterinburg (KHL) collecting 4 points (1 goal, 3 assists) with 4 penalty minutes. Ranked 6th in NHL in points per game (1.12). Ranked 1st on Maple Leafs in shooting percentage (26.2%), 2nd in GWG (3-tie), and 3rd in plus/minus (+8). Missed 25 games (Jan. 24 - Mar. 14) due to broken forearm. Served 2-game suspension (Mar. 21, 23) for illegal check to head Mar. 20 vs. TBL (Victor Hedman). Played 100th career Maple Leafs game and scored a

Vs. NHL	GP	G	A	P	PIM
ANAHEIM	6	0	3	3	0
BOSTON	21	5	11	16	12
BUFFALO	18	4	8	12	16
CALGARY	21	3	4	7	14
CAROLINA	17	6	6	12	8
CHICAGO	16	9	4	13	16
COLORADO	22	6	3	9	8
COLUMBUS	18	6	7	13	20
DALLAS	21	6	9	15	4
DETROIT	15	7	4	11	6
EDMONTON	14	5	4	9	10
FLORIDA	15	5	6	11	8
LOS ANGELES	20	5	8	13	16
MINNESOTA	23	6	4	10	6
MONTREAL	21	1	3	4	24
NASHVILLE	15	4	2	6	8
NEW JERSEY	20	7	7	14	6
NY ISLANDERS	20	8	6	14	4
NY RANGERS	16	2	2	4	10
OTTAWA	19	7	8	15	14
PHILADELPHIA	7	2	4	6	6
PHOENIX	26	4	4	8	8
PITTSBURGH	22	11	7	18	17
SAN JOSE	24	7	2	9	14
ST LOUIS	15	2	10	12	18
TAMPA BAY	16	7	14	21	10
TORONTO	12	2	4	6	4
VANCOUVER	22	7	5	12	20
WASHINGTON	14	6	12	18	12
WINNIPEG	15	12	8	20	6
NHL TOTALS:	531	162	179	341	325

goal Mar. 25 at BOS. Scored GWG, registered an assist and named 2nd star Mar. 28 vs. CAR. Collected 4 points (1 goal, 3 assists), a (+3) rating and named 2nd star Mar. 30 at OTT. Named NHL's 1st Star of the Week (Mar. 31) with 9 points (5 goals, 4 assists) in 4 games. Registered a career-high 6-game goal streak (Mar. 16 - 30) with 8 goals. Registered a 7-game point streak (Mar. 16 - Apr. 4) with 14 points (8 goals, 6 assists). Missed 5 games (Apr. 6 - 15) due to head injury. Collected 100th career Maple Leafs point (goal) Apr. 18 vs. NYI. Registered a 4-game point streak (Apr. 18 - 25) with 4 points (3 goals, 1 assist). Shootout Stats: 0-for-1. Played 7 playoff games for the Maple Leafs collecting 4 points (3 goals, 1 assist) with 4 penalty minutes. Ranked 1st (tie) in PPG (1). Scored 2 goals, including 1st Maple Leafs playoff goal and point, registered 8 shots and named 1st star in GM #2 of ECQF May 4 at BOS. Collected 2 points (1 goal, 1 assist), 9 shots and named 2nd star in GM #4 May 8 vs. BOS.



CAREER: 2011-12: Played 66 games for the Maple Leafs collecting 67 points (25 goals, 42 assists) with 48 penalty minutes. Ranked 2nd on Maple Leafs in goals, assists, points, PPG (8). Ranked 3rd on Maple Leafs in shots (191). Established career-highs in a season for assists and points. Collected 3 points (1 goal, 2 assists) Oct. 8 vs. OTT. Scored 2 goals and the game-deciding shootout goal Oct. 19 vs. WPG. Registered 1st Maple Leafs hat-trick with 3 goals in second period Nov. 2 at NJD. Became 1st Leafs player to score 3 goals in a period since Wendel Clark - Nov. 9, 1996 vs. EDM. Collected a season-high (tie) 4 points (1 goal, 3 assists) Nov. 19 vs. WSH. Named NHL's Third Star of the Month (November) with 19 points (7 goals, 12 assists) in 14 games. Registered a career-high (tie) 7-game point streak (Nov. 17 - 30) with

FAVOURITE NHL TEAM GROWING UP:
EDMONTON OILERS
FAVOURITE TV SHOW:
BREAKING BAD

FAVOURITE RESTAURANT:
BAR ISABEL
CAN'T LIVE WITHOUT:
MY GUITAR



11 points (3 goals, 8 assists). Registered a 6-game point streak (Dec. 5 - 17) with 6 points (3 goals, 3 assists). Collected a season-high (tie) 4 points (1 goal, 3 assists), including 300th career NHL point Jan. 3 vs. TBL. Named NHL's Second Star of the Week (Jan. 9) with 7 points (2 goals, 5 assists) in 3 games. Played 500th career NHL game Feb. 1 vs. PIT. Collected 3 assists Jan. 19 vs. MIN. Scored 2 goals and was assistant captain for Team Chara at 2012 NHL All-Star game Jan. 29 at OTT. Collected 2 assists and set career-high with 54th point of season Feb. 4 vs. Ottawa. Left game Mar. 6 vs. Boston due to shoulder injury. Missed final 16 games (Mar. 7 - Apr. 7) due to shoulder injury. 2010-11: Played 28 games for the Maple Leafs collecting 18 points (9 goals, 9 assists) with 19 penalty minutes. Played 26 games for Anaheim collecting 13 points (5 goals, 8 assists) with 14 penalty minutes. Played 3 games for Syracuse (AHL) collecting 4 points (1 goal, 3 assists). Made 1st appearance in NHL game on Dec. 5 vs. PHX since Dec. 8, 2009 (PHX vs. ANA). Played 400th career NHL game Dec. 12 vs. NYI. Acquired from Anaheim Feb. 9. Made Maple Leafs debut Feb. 10 vs. NJD. Collected 2 assists, including 1st Maple Leafs point, Feb. 15 at BOS. Registered a season-high (23:18) of ice-time Feb. 19 vs. OTT. Scored 2 goals, including 1st Maple Leafs goal Feb. 26 vs. PIT. Registered a season-high 4-game point streak (Mar. 31 - Apr. 6) with 6 points (3 goals, 3 assists). 2009-10: Played 23 games for Anaheim collecting 14 points (10 goals, 4 assists) with 18 penalty minutes and a (+3) rating. Missed 59 games due to a back injury that required surgery on a herniated disc Dec. 17. Collected 100th point with Anaheim (goal) Dec. 6 vs. OTT. 2008-09: Played 79 games for Philadelphia collecting 50 points (25 goals, 25 assists) with 58 penalty minutes. Ranked 5th on Philadelphia in points. Registered 12 multi-point games. Played 300th career NHL game Oct. 24 at NJD. Collected 100th career NHL assist Feb. 7 at BOS. Scored 2 goals, including 200th career NHL point (1st goal) Mar. 7 vs. NSH. Scored 2 goals including 100th career NHL goal Mar. 28 at NYI. Reached 25-goal mark for 2nd time in career (28, 2005-06). Played 6 playoff games for Philadelphia collecting 2 points (1 goal, 1 assist) with 2 penalty minutes. 2007-08: Played 56 games for Philadelphia collecting 46 points (20 goals, 26 assists) with 35 penalty minutes. Registered 12-multiple-point games. Registered a five-game point-streak (Oct. 6-18) with 7 points (2 goals, 5 assists). Collected a career-high 6 points (3 goals, 3 assists) and

1st career hat-trick Dec. 11 vs. PIT. Collected 2nd career hat-trick Dec. 15 vs. CAR. Named NHL's Third Star of the Week for the period ending Dec. 16 - played 4 games collecting 10 points (6 goals, 4 assists). Scored 1st penalty shot goal of career Dec. 29 at TBL (Karri Ramo). Missed 14 games (Jan. 8 - Feb. 6) due to a mild concussion and spinal cord contusion. Missed 12 games (Feb. 17 - Mar. 11) with a right ankle sprain. Played 17 playoff games for Philadelphia collecting 10 points (4 goals, 6 assists) with 2 penalty minutes. Scored GWG OT goal in GM #7 of ECQF Apr. 22 at WSH. 2006-07: Played 81 games for Edmonton collecting 28 points (16 goals, 12 assists) with 45 penalty minutes. Ranked 2nd (tie) on Edmonton in goals. Collected 100th career NHL point (goal) Nov. 30 vs. COL. Played 200th career NHL game Jan. 12 vs. MIN. 2005-06: Played 81 games for Anaheim collecting 53 points (28 goals, 25 assists) with 48 penalty minutes. Established a career-high for goals. Ranked 3rd on Anaheim in goals and PPG (12); and 4th in points. Ranked 1st on Anaheim in shots (296) and recorded at least 1 shot in 79 of 81 games. Collected a career-high (tie) 3 assists Jan. 9 vs. LAK. 2004-05: Played 65 games for Cincinnati (AHL) collecting 56 points (30 goals, 26 assists) with 58 penalty minutes. Ranked 1st on Cincinnati in goals and points. Played 12 playoff games for Cincinnati (AHL) collecting 12 points (3 goals, 9 assists) with 27 penalty minutes. Ranked 1st on Cincinnati in playoff assists and points. Selected to play in AHL All-Star Game. 2003-04: Played 75 games for Anaheim in NHL rookie season collecting 34 points (13 goals, 21 assists) with 28 penalty minutes. Ranked 6th in points, 9th (tie) in goals and 5th (tie) in assists. At 20 years, 15 days in debut, became the 5th youngest Anaheim player to appear in a game in franchise history. Made NHL debut, collected 1st NHL point (assist) Oct. 8 vs. DAL. Scored 1st NHL goal Oct. 24 vs. BUF (Martin Biron). Registered a hat-trick at the 2004 NHL YoungStars Game in St. Paul, Minnesota. Played 3 games for Cincinnati (AHL) collecting 5 points (3 goals, 2 assists) with 2 penalty minutes. 2000-03: Played 191 career games with Medicine Hat (WHL) collecting 240 points (127 goals, 113 assists). In 2001-02 ranked 1st in WHL goals (56) & 2nd in overall points (106). Named to the WHL Eastern Conference First All-Star Team in 2002. Named to Canadian Hockey League's (CHL) First All-Star Team in 2002. Played 6 games for Canada at 2003 World Junior Championship collecting 3 points (2 goals, 1 assist) and won a silver medal.

AMATEUR AND PRO RECORD

SEASON	CLUB	LEAGUE	GP	G	A	PTS	+/-	PIM	PP	SH	GW	S	5%	GP	G	A	PTS	PIM
1998-99	FORT SASKATCHEWAN	ABHL	36	40	50	90	--	40	--	--	--	--	--	--	--	--	--	--
1999-00	FORT SASKATCHEWAN	AMHL	34	43	30	73	--	47	--	--	--	--	--	4	0	1	1	2
2000-01	MEDICINE HAT	WHL	69	30	26	56	--	39	--	--	--	--	--	22	3	6	9	2
2001-02	MEDICINE HAT	WHL	72	56	50	106	--	95	--	--	--	--	--	--	--	--	--	--
2002-03	MEDICINE HAT	WHL	50	41	37	78	--	82	--	--	--	--	--	11	4	11	15	20
	CANADA	WJC	6	2	1	3	--	27	--	--	--	--	--	--	--	--	--	--
2003-04	ANAHEIM	NHL	75	13	21	34	-6	28	4	0	2	137	9.5	--	--	--	--	--
	CINCINNATI	AHL	3	3	2	5	--	2	--	--	--	--	--	--	--	--	--	--
2004-05	CINCINNATI	AHL	65	30	26	56	--	58	--	--	--	--	--	12	3	9	12	27
2005-06	ANAHEIM	NHL	81	28	25	53	-13	48	12	2	2	296	9.5	16	9	2	11	31
2006-07	EDMONTON	NHL	81	16	12	28	-29	45	5	0	1	172	9.3	--	--	--	--	--
2007-08	PHILADELPHIA	NHL	56	20	26	46	2	35	7	0	3	176	11.4	17	4	6	10	2
2008-09	PHILADELPHIA	NHL	79	25	25	50	1	58	6	0	4	194	12.9	6	1	1	2	2
2009-10	ANAHEIM	NHL	23	10	4	14	3	18	0	0	0	66	15.2	--	--	--	--	--
2010-11	ANAHEIM	NHL	26	5	8	13	-4	14	2	0	1	54	9.3	--	--	--	--	--
	TORONTO	NHL	28	9	9	18	-7	19	2	0	1	75	12.0	--	--	--	--	--
	SYRACUSE	AHL	3	1	3	4	--	0	--	--	--	--	--	--	--	--	--	--
2011-12	TORONTO	NHL	66	25	42	67	1	48	8	0	3	191	13.1	--	--	--	--	--
2012-13	TORONTO	NHL	16	11	7	18	8	12	3	0	3	42	26.2	7	3	1	4	4
	YEKATERINBURG	KHL	9	1	3	4	--	4	--	--	--	--	--	--	--	--	--	--
	NHL TOTALS		531	162	179	341	-44	325	49	2	20	1403	11.5	46	17	10	27	39
	LEAF TOTALS		110	45	58	103	2	79	12	0	7	308	14.6	7	3	1	4	4

NHL SINGLE GAME MILESTONES

HAT TRICKS 3 - Last: Nov. 2, 2011 (TOR) at NJD
 MOST GOALS 3(3) - Last: Nov. 2, 2011 (TOR) at NJD
 MOST ASSISTS 3(7) - Last: Mar. 30, 2013 (TOR) at OTT
 MOST POINTS 6(1) - Last: Dec. 11, 2007 (PHI) vs. PIT (3G,3A)
 *number of times occurred in parenthesis ().

LONGEST NHL STREAKS

POINTS 7 - Last: Mar. 16 - Apr. 4, 2013 (TOR) (8G,6A)
 GOALS 6 - Last: Mar. 16 - 30, 2013 (TOR) (8G)
 ASSISTS 4 - Last: Oct. 6 - 16, 2007 (ANA) (5A)

REGULAR SEASON OT GOALS

None

REGULAR SEASON PENALTY SHOTS

1. Dec. 29, 2007 (PHI) at Tampa Bay
 (Ramo, Goal)

LEAFS SINGLE GAME MILESTONES

1 - Last: Nov. 2, 2011 at NJD
 3(1) - Last: Nov. 2, 2011 at NJD
 3(4) - Last: Mar. 30, 2013 at OTT
 4(3) - Last: Mar. 30, 2013 at OTT (1G,3A)

LONGEST LEAFS STREAKS

7 - Last: Mar. 16 - Apr. 4, 2013 (8G,6A)
 6 - Last: Mar. 16 - 30, 2013 (8G)
 3 - Last: Mar. 28 - Apr. 4, 2013 (4A)

REGULAR SEASON SHOOTOUT ATTEMPTS

2005-06: Did not score in 2 attempts
 2006-07: Did not score in 2 attempts
 2007-08: Scored 1 goal in 1 attempt
 2008-09: Did not score in 2 attempts
 2009-10: Scored 1 goal in 2 attempts
 2010-11: Scored 1 goal in 5 attempts
 2011-12: Scored 2 goals in 3 attempts
 2012-13: Did not score in 1 attempt
 CAREER: Scored 5 goals in 18 attempts





BORN: KINGSTON, ONTARIO, CAN

DATE: MARCH 2, 1983

HEIGHT: 6' 1"

WEIGHT: 205 LBS.

SHOOTS: LEFT

POSITION: CENTRE



BECAME A LEAF: Signed as a free agent by Toronto, July 1, 2012.

TRANSACTIONS: Originally St. Louis' first choice, 57th overall, in 2001 Entry Draft. Traded to Colorado by St. Louis with Erik Johnson and a first round pick (Duncan Siemens) in 2011 Entry Draft for Kevin Shattenkirk, Chris Stewart and a second round pick (Ty Rattie) in 2011 Entry Draft, February 19, 2011.



2012-13 SEASON: Played 48 games for the Maple Leafs collecting 17 points (9 goals, 8 assists) with 11 penalty minutes. Ranked 1st in NHL in total shorthanded ice-time (175:59) and shorthanded ice-time per game (3:39). Played 1st career Maple Leafs game Jan. 19 at MTL. Scored 1st Maple Leafs goal and point Jan. 29 at BUF. Collected 1st Maple Leafs assist Jan. 31 vs. WSH. Scored a goal in 3 consecutive games (Mar. 4 - 7). Collected a goal, an assist and 1st star Apr. 13 vs. MTL. Played 600th career NHL game and collected an assist Apr. 25 at FLA. Played 7 playoff games for the Maple Leafs. Made Maple Leafs playoff debut in GM #1 of ECQF May 1 at BOS.



CAREER: **2011-12:** Played 80 games for Colorado collecting 17 points (10 goals, 7 assists) with 31 penalty minutes. Ranked 1st on team in shorthanded ice-time at (3:06) per game. Reached 10-goal mark for the 3rd time in career (11 in 2009-10, 12 in 2008-09). Consecutive games played streak of 275 games ended Nov. 10 vs. NYI. Marked 1st time missed a game since Mar. 4, 2008 vs. LAK. Collected a season-high 2 points (1 goal, 1 assist) Nov. 15 at PIT. Scored 4th career SHG Nov. 30 vs. NJD. Played 500th career NHL game Dec. 8 at CGY. **2010-11:** Split season between St. Louis and Colorado. Played 56 games for St. Louis collecting 16 points (6 goals, 10

Vs. NHL	GP	G	A	P	PIM
ANAHEIM	29	2	8	10	17
BOSTON	11	3	2	5	4
BUFFALO	10	1	1	2	4
CALGARY	28	3	3	6	8
CAROLINA	9	2	0	2	4
CHICAGO	43	3	7	10	8
COLORADO	22	5	4	9	10
COLUMBUS	40	5	11	16	19
DALLAS	28	3	6	9	4
DETROIT	43	2	8	10	18
EDMONTON	32	8	9	17	16
FLORIDA	10	0	1	1	10
LOS ANGELES	27	5	9	14	6
MINNESOTA	29	5	5	10	10
MONTREAL	10	1	5	6	0
NASHVILLE	47	3	11	14	31
NEW JERSEY	9	3	1	4	0
NY ISLANDERS	8	1	1	2	0
NY RANGERS	11	0	3	3	2
OTTAWA	11	1	3	4	4
PHILADELPHIA	9	2	0	2	2
PHOENIX	26	4	8	12	8
PITTSBURGH	10	1	2	3	0
SAN JOSE	28	2	1	3	12
ST LOUIS	4	1	1	2	0
TAMPA BAY	9	0	2	2	4
TORONTO	7	0	4	4	2
VANCOUVER	29	1	5	6	16
WASHINGTON	8	0	2	2	9
WINNIPEG	12	4	1	5	2
NHL TOTALS:	601	71	123	194	234

assists) with 18 penalty minutes. Traded to Colorado Feb. 18. Played 24 games for Colorado collecting 4 points (1 goal, 3 assists) with 12 penalty minutes. Played in each game possible for St. Louis and Colorado. Recorded 1st career hat-trick Oct. 30 vs. Atlanta. Went 11-for-11 on faceoffs on Nov. 11 vs. NSH. Became only St. Louis player in team history to go unblemished on at least 10 draws since NHL began keeping faceoff statistics. Made Colorado debut Feb. 19 at SJS. Scored 1st goal with Colorado, collected an assist and was (+3) Apr. 1 at PHX. **2009-10:** Played 82 games for St. Louis collecting 29 points (11 goals, 18 assists) with 22 penalty minutes. Ranked 1st among all NHL forwards in total shorthanded minutes (306:53) and shorthanded ice-time per game (3:44). Ranked 9th in NHL faceoffs taken. Ranked 1st on team in faceoff wins (701). 1 of 3 St. Louis players to play in all 82 games. Ranked 2nd (tie) on team in GWG (3). **2008-09:** Played 82 games for St. Louis collecting 26 points (12 goals, 14 assists) with 29 penalty minutes. Established a career-high for goals. Ranked 1st among all NHL forwards in shorthanded ice-time (315:08). Played in all 82 games for 1st time in career. Collected 100th career NHL point (goal) Feb. 3 at CBJ. Played 300th career NHL game Mar. 20 at CGY. Played 4 playoff games for St. Louis collecting 4 penalty minutes. Made NHL playoff debut in GM #1 of WCQF Apr. 15 at VAN. **2007-08:** Played 81 games for St. Louis collecting 22 points (9 goals, 13 assists) with 26 penalty minutes. Scored 1st road penalty shot goal in St. Louis franchise history Dec. 9 at COL (Jose Theodore). Played 200th career NHL game Feb. 5 vs. TBL. **2006-07:** Played 81 games for St. Louis collecting 36 points (8 goals, 28 assists) with 55 penalty minutes. Established career-highs for assists, points and penalty minutes. Played 100th career NHL game Dec. 19 at PIT. Collected a career-high 19 penalty minutes Dec. 26 at NSH. Twice registered a career-high 6-game point streak (Jan. 6 - 18) with 7 points (1 goal,

FAVOURITE ROAD CITY:
NEW YORK

FAVOURITE TV SHOW:
ENTOURAGE

FAVOURITE RESTAURANT:
BUCA

CAN'T LIVE WITHOUT:
THE ST. LAWRENCE RIVER



6 assists) and (Mar. 27 - Apr. 5) with 6 points (1 goal, 5 assists). Played 9 games for Canada at IIHF World Championship collecting 4 points (2 goals, 2 assists). Scored the fastest Canadian goal from the start of a World Championship game - 8 seconds into a game May 7 vs. Team USA. Won gold medal with Canada. **2005-06:** Played 67 games for St. Louis collecting 27 points (6 goals, 21 assists) with 30 penalty minutes. Played 11 games for Peoria (AHL) collecting 9 points (4 goals, 5 assists) with 4 penalty minutes. Played 4 playoff games for Peoria collecting 2 assists with 2 penalty minutes. Made NHL debut Oct. 5 at DET. Became the 5th player in NHL history to score 1st career goal on a penalty shot Oct. 11 vs. CHI (Nikolai Khabibulin). **2004-05:** Played 79 games for Worcester (AHL) collecting 51 points (17 goals, 34 assists) with 45 penalty minutes. Scored 5 SHG. Ranked 1st on team in assists and points. Ranked 1st (tie) on team in games played. **2003-04:** In 1st professional season played 69 games for Worcester collecting 25 points (12 goals, 13 assists) with 20 penalty minutes. Played 10 playoff games for Worcester collecting 3 assists. **2002-03:** Played 45 games for Brampton (OHL) collecting 49 points (22 goals, 27 assists) with 37 penalty minutes. Ranked 3rd on team in goals. Brampton's team captain for this season. Finished junior career ranked 2nd on Brampton in all-time scoring with 182 points (91 goals, 91 assists)

and trailed only Raffi Torres (223). Named OHL Eastern Conference's top player in the "Best on Faceoffs", "Best Checker", "Best Defensive Forward", and "Best Penalty Killer" categories. Played 1 playoff game for Worcester. Played 11 playoff games for Brampton collecting 7 points (3 goals, 4 assists) with 11 penalty minutes. Played 6 games for Canada at IIHF World Junior Championship collecting 3 points (1 goal, 2 assists) with 4 penalty minutes. Won a silver medal with Canada. **2001-02:** Played 61 games for Brampton collecting 55 points (26 goals, 29 assists) with 43 penalty minutes. Ranked 2nd on team in goals and points. Played 7 games for Canada at IIHF World Junior Championship collecting 2 points (1 goal, 1 assist) with 2 penalty minutes. Won a silver medal with Canada. **2000-01:** Played 66 games for Brampton collecting 49 points (30 goals, 19 assists) with 61 penalty minutes. Ranked 2nd on team in goals. Played in 2001 CHL Top Prospects Game. Played 9 playoff games for Brampton collecting 6 points (4 goals, 2 assists) with 10 penalty minutes. Won a gold medal with Canada's Under-18 Team at Four Nations tournament in Slovakia - August, 2000. **1999-00:** In first OHL season played 63 games for Brampton collecting 29 points (13 goals, 16 assists) with 34 penalty minutes. Played 6 playoff games for Brampton collecting 4 assists with 8 penalty minutes. Won a silver medal as an assistant captain for Team Ontario at 2000 World Under-17 Challenge.

AMATEUR AND PRO RECORD			REGULAR SEASON											PLAYOFFS				
SEASON	CLUB	LEAGUE	GP	G	A	PTS	+/-	PIM	PP	SH	GW	S	%	GP	G	A	PTS	PIM
1999-00	BRAMPTON	OHL	63	13	16	29	--	34	--	--	--	--	--	6	0	4	4	8
2000-01	BRAMPTON	OHL	66	30	19	49	--	61	--	--	--	--	--	9	4	2	6	10
2001-02	BRAMPTON	OHL	61	26	29	55	--	43	--	--	--	--	--	--	--	--	--	--
	CANADA	WJC	7	1	1	2	--	2	--	--	--	--	--	--	--	--	--	--
2002-03	BRAMPTON	OHL	45	22	27	49	--	37	--	--	--	--	--	11	3	4	7	11
	CANADA	WJC	6	1	2	3	--	4	--	--	--	--	--	--	--	--	--	--
	WORCESTER	AHL	--	--	--	--	--	--	--	--	--	--	--	1	0	0	0	0
2003-04	WORCESTER	AHL	69	12	13	25	--	20	--	--	--	--	--	10	0	3	3	0
2004-05	WORCESTER	AHL	79	17	34	51	--	45	--	--	--	--	--	--	--	--	--	--
2005-06	ST. LOUIS	NHL	67	6	21	27	-23	30	1	0	2	76	7.9	--	--	--	--	--
	PEORIA	AHL	11	4	5	9	--	4	0	0	0	104	7.7	4	0	2	2	2
2006-07	ST. LOUIS	NHL	81	8	28	36	3	55	0	0	0	104	7.7	--	--	--	--	--
	CANADA	WC	9	2	2	4	--	4	--	--	--	--	--	--	--	--	--	--
2007-08	ST. LOUIS	NHL	81	9	13	22	-17	26	0	0	2	110	8.2	--	--	--	--	--
2008-09	ST. LOUIS	NHL	82	12	14	26	-10	29	0	3	3	137	8.8	4	0	0	0	4
2009-10	ST. LOUIS	NHL	82	11	18	29	0	22	0	0	3	109	10.1	--	--	--	--	--
2010-11	ST. LOUIS	NHL	56	6	10	16	-13	18	1	0	1	89	6.7	--	--	--	--	--
	COLORADO	NHL	24	1	3	4	-8	12	0	0	0	38	2.6	--	--	--	--	--
2011-12	COLORADO	NHL	80	10	7	17	-8	31	0	1	1	95	10.5	--	--	--	--	--
2012-13	TORONTO	NHL	48	8	9	17	0	11	0	0	0	48	16.7	7	0	0	0	0
	NHL TOTALS		601	71	123	194	-76	234	2	4	12	806	8.8	11	0	0	0	4
	LEAFS TOTALS		48	8	9	17	0	11	0	0	0	48	16.7	7	0	0	0	0

NHL SINGLE GAME MILESTONES

HAT TRICKS 1 - Last: Oct. 30, 2010 (STL) vs. ATL
 MOST GOALS 3(1) - Last: Oct. 30, 2010 (STL) vs. ATL
 MOST ASSISTS 3(3) - Last: Mar. 8, 2007 (STL) vs. DAL
 MOST POINTS 3(7) - Last: Oct. 30, 2010 (STL) vs. ATL (3G)
 *number of times occurred in parenthesis ().

LONGEST NHL STREAKS

POINTS 6 - Last: Mar. 27 - Apr. 5, 2007 (STL) (1G,5A)
 GOALS 3 - Last: Mar. 4 - 7, 2013 (TOR) (3G)
 ASSISTS 4 - Last: Jan. 24 - Feb. 6, 2011 (COL) (4A)

REGULAR SEASON OT GOALS

None

REGULAR SEASON PENALTY SHOTS

1. Oct. 10, 2005 (STL) vs. Chicago (Khabibulin, Goal)
 2. Dec. 9, 2007 (STL) at Colorado (Theodore, Goal)

LEAFS SINGLE GAME MILESTONES

N/A
 1(8) - Last: Apr. 15, 2013 vs. NJD
 1(9) - Last: Apr. 25, 2013 at FLA
 2(1) - Last: Apr. 13, 2013 vs. MTL (1G,1A)

LONGEST LEAFS STREAKS

3 - Last: Mar. 4 - 7, 2013 (3G)
 3 - Last: Mar. 4 - 7, 2013 (3G)
 1 - Last: Apr. 25, 2013 (1A)

REGULAR SEASON SHOOTOUT ATTEMPTS

2005-06: Scored 2 goals in 4 attempts
 2006-07: None
 2007-08: None
 2008-09: None
 2009-10: None
 2010-11: None
 2011-12: None
 2012-13: None
 CAREER: Scored 2 goals in 4 attempts



BORN: WINNIPEG, MANITOBA, CAN

DATE: OCTOBER 29, 1987

HEIGHT: 6' 5"

WEIGHT: 230 LBS.

SHOOTS: LEFT

POSITION: LEFT WING



BECAME A LEAF: Claimed off waivers by Toronto, January 31, 2013.

TRANSACTIONS: San Jose's eighth choice, 203rd overall, in 2007 Entry Draft.



2012-13 SEASON: Played 35 games for the Maple Leafs collecting 5 points (3 goals, 2 assists) with 102 penalty minutes. Played 1 game for San Jose while going scoreless. Played 26 games for the Worcester Sharks (AHL) collecting 1 assist and 87 penalty minutes. Ranked 8th in NHL penalty minutes. Ranked 2nd on Maple Leafs in penalty minutes. Registered 12 fighting majors this season. Missed game Jan. 31 vs. WSH due to travel after being claimed off waivers. Played 1st career Maple Leafs game Feb. 2 vs. BOS. Collected 1st Maple Leafs point (assist) Feb. 11 vs. PHI. Scored 1st Maple Leafs goal (GWG) Feb. 16 vs. OTT (Craig Anderson). Scored a goal Feb. 27 vs. MTL. Scored GWG Mar. 23 vs. BOS. Healthy scratch 6 times this season, most recently Apr. 25 at FLA. Played 1 playoff game for the Maple Leafs collecting 2 penalty minutes. Made NHL playoff debut in GM #1 of ECQF May 1 at BOS.




CAREER: **2011-12:** Played 7 games for San Jose registering 9 penalty minutes. Played 20 games for Worcester (AHL) 1 assist and 73 penalty minutes. Assigned to Worcester Nov. 12 on a conditioning assignment. Recalled from Worcester Nov. 26. Assigned to Worcester Jan. 20. Suspended by

Vs. NHL	GP	G	A	P	PIM
ANAHEIM	7	0	1	1	25
BOSTON	4	1	0	1	0
BUFFALO	2	0	0	0	10
CALGARY	3	0	0	0	5
CAROLINA	3	0	0	0	10
CHICAGO	2	0	0	0	5
COLORADO	0	0	0	0	0
COLUMBUS	3	0	0	0	10
DALLAS	4	0	0	0	2
DETROIT	0	0	0	0	0
EDMONTON	2	0	0	0	5
FLORIDA	2	0	0	0	7
LOS ANGELES	4	0	0	0	2
MINNESOTA	1	0	0	0	0
MONTREAL	4	1	0	1	34
NASHVILLE	1	0	1	1	0
NEW JERSEY	2	0	0	0	2
NY ISLANDERS	3	0	0	0	5
NY RANGERS	2	0	0	0	0
OTTAWA	7	1	0	1	32
PHILADELPHIA	4	0	2	2	5
PHOENIX	3	0	2	2	2
PITTSBURGH	2	0	0	0	0
SAN JOSE	0	0	0	0	0
ST LOUIS	3	0	0	0	14
TAMPA BAY	1	0	0	0	0
TORONTO	0	0	0	0	0
VANCOUVER	1	1	0	1	0
WASHINGTON	2	0	1	1	0
WINNIPEG	3	0	0	0	12
NHL TOTALS:	75	4	7	11	187

AHL for 3 games due to pregame brawl Apr. 10 vs. Manchester. **2010-11:** Played 9 games for San Jose collecting 22 penalty minutes. Played 40 games for Worcester collecting 4 points (2 goals, 2 assists) with 71 penalty minutes. Registered 4 fighting majors with San Jose. Ranked 3rd on Worcester in penalty minutes. **2009-10:** Played 23 games for San Jose collecting 6 points (1 goal, 5 assists) with 54 penalty minutes. Played 52 games for Worcester collecting 15 points (4 goals, 11 assists) with 148 penalty minutes. Made NHL debut and collected 1st career NHL point (assist) Oct. 3 at ANA. Registered 1st NHL fighting major (Derek Dorsett) in 1st San Jose home game Oct. 8 vs. CBJ. Recalled from Worcester and earned an assist Nov. 17 at NSH. Scored 1st career NHL goal Nov. 29 at VAN (Roberto Luongo). Registered 1st career game-misconduct Dec. 3 vs. STL. Ended the season with a 3-game assist streak. Played 11 playoff games for Worcester collecting 37 penalty minutes. Ranked 1st on Worcester in both regular season and playoff penalty minutes. **2008-09:** Played 75 games for Worcester collecting 8 points (7 goals, 1 assist) with 181 penalty minutes. Ranked 1st on Worcester and 4th among AHL rookies in penalty minutes. Registered 21 fighting majors which was a Worcester franchise record and ranked 4th among AHL rookies. Scored 1st professional goal Oct. 11 at Lowell. Played 12 playoff games for Worcester collecting 5 points (1 goal, 4 assists) with 50 penalty minutes. Ranked 1st in AHL playoff penalty minutes. Ranked 6th on team in playoff points (tie) and had a (+3) ranking. **2007-08:** Split WHL season between Portland and Moose Jaw. Began the season as Portland's captain

FAVOURITE OFFSEASON ACTIVITY:
SAILING AND GOLFING
SONG YOU'D SING DURING AMERICAN IDOL AUDITION:
KISS FROM A ROSE – SEAL

IF YOU WEREN'T A HOCKEY PLAYER?:
I'D BE SHOVELING GRAVEL
FAVOURITE RESTAURANT:
SOTTO SOTTO



and was acquired by Moose Jaw in November. Played 18 games for Portland collecting 7 points (4 goals, 3 assists) with 45 penalty minutes. Played 48 games for Moose Jaw collecting 33 points (15 goals, 18 assists) with 119 penalty minutes. Ranked 12th in WHL penalty minutes (164). Played 6 playoff games for Moose Jaw collecting 2 points (1 goal, 1 assist) with 8 penalty minutes. Made professional debut Apr. 2 for Worcester at Springfield. Collected 1st career AHL point (assist) Apr. 11 at Portland. **2006-07:** Played 61 games for Portland collecting 31 points (19 goals, 12 assists) with 186 penalty minutes. Ranked 1st on team in penalty minutes and 7th in WHL. Ranked 2nd on team in goals and PPG (12).

Ranked 4th in points. **2005-06:** Played 70 games for Portland collecting 18 points (12 goals, 6 assists) with 194 penalty minutes. Ranked 8th in WHL penalty minutes. Registered 21 fighting majors. Played 12 playoff games for Portland collecting 2 assists and 27 penalty minutes. **2004-05:** Played 71 games for Portland collecting 11 points (6 goals, 5 assists) with 124 penalty minutes. Ranked 6th on team in penalty minutes. **2003-04:** Played 50 games for Portland collecting 3 assists with 44 penalty minutes. Played 1 playoff game for Portland. Selected to play for Team Western, a combined team of the best 16 year-olds from Manitoba and Saskatchewan in the World Under 17 Hockey Challenge.

AMATEUR AND PRO RECORD			REGULAR SEASON												PLAYOFFS					
SEASON	CLUB	LEAGUE	GP	G	A	PTS	+/−	PIM	PP	SH	GW	S	5 %	GP	G	A	PTS	PIM		
2003-04	PORTLAND	WHL	50	0	3	3	--	44	--	--	--	--	--	1	0	0	0	0		
2004-05	PORTLAND	WHL	71	6	5	11	--	124	--	--	--	--	--	7	0	0	0	10		
2005-06	PORTLAND	WHL	70	12	6	18	--	194	--	--	--	--	--	12	0	2	2	27		
2006-07	PORTLAND	WHL	61	19	12	31	--	186	--	--	--	--	--	--	--	--	--	--		
2007-08	PORTLAND	WHL	18	4	3	7	--	45	--	--	--	--	--	--	--	--	--	--		
	MOOSE JAW	WHL	48	15	18	33	--	119	--	--	--	--	--	6	1	1	2	8		
	WORCESTER	AHL	4	0	1	1	--	17	--	--	--	--	--	--	--	--	--	--		
2008-09	WORCESTER	AHL	75	7	1	8	--	181	--	--	--	--	--	12	1	4	5	50		
2009-10	SAN JOSE	NHL	23	1	5	6	6	54	0	0	0	13	7.7	--	--	--	--	--		
	WORCESTER	AHL	52	4	11	15	--	148	--	--	--	--	--	11	0	0	0	37		
2010-11	SAN JOSE	NHL	9	0	0	0	-1	22	0	0	0	1	0.0	--	--	--	--	--		
	WORCESTER	AHL	40	2	2	4	--	71	--	--	--	--	--	--	--	--	--	--		
2011-12	SAN JOSE	NHL	7	0	0	0	0	9	0	0	0	2	0.0	--	--	--	--	--		
	WORCESTER	AHL	20	0	1	1	--	73	--	--	--	--	--	--	--	--	--	--		
2012-13	TORONTO	NHL	35	3	2	5	0	102	0	0	2	20	15.0	1	0	0	0	2		
	SAN JOSE	NHL	1	0	0	0	0	0	0	0	0	0.0	--	--	--	--	--	--		
	WORCESTER	AHL	26	0	1	1	--	87	--	--	--	--	--	--	--	--	--	--		
NHL TOTALS			75	4	7	11	5	187	0	0	2	36	11.1	1	0	0	0	2		
LEAFS TOTALS			35	3	2	5	0	102	0	0	2	20	15.0	1	0	0	0	2		

HAT TRICKS
MOST GOALS
MOST ASSISTS
MOST POINTS

POINTS
GOALS
ASSISTS

NHL SINGLE GAME MILESTONES

None
1(4) – Last: Mar. 23, 2013 (TOR) vs. BOS
1(7) – Last: Apr. 4, 2013 (TOR) vs. PHI
1(11) – Last: Apr. 4, 2013 (TOR) vs. PHI (1A)
*number of times occurred in parenthesis (.)

LONGEST NHL STREAKS

3 – Last: Dec. 28 – 31, 2009 (SJS) (3A)
1 – Last: Mar. 23, 2013 (TOR) (1G)
3 – Last: Dec. 28 – 31, 2009 (SJS) (3A)

REGULAR SEASON OT GOALS

None

REGULAR SEASON PENALTY SHOTS

None

LEAFS SINGLE GAME MILESTONES

None
1(3) – Last: Mar. 23, 2013 vs. BOS
1(2) – Last: Apr. 4, 2013 vs. PHI
1(5) – Last: Apr. 4, 2013 vs. PHI (1A)

LONGEST LEAFS STREAKS

1 – Last: Apr. 4, 2013 (1A)
1 – Last: Mar. 23, 2013 (1G)
1 – Last: Apr. 4, 2013 (1A)

REGULAR SEASON SHOOTOUT ATTEMPTS

None



BORN: WINNIPEG, MANITOBA, CAN

DATE: MARCH 3, 1982

HEIGHT: 6' 3"

WEIGHT: 222 LBS.

SHOOTS: RIGHT

POSITION: RIGHT WING



BECAME A LEAF: Signed as a free agent by Toronto, July 1, 2009.

TRANSACTIONS: Originally signed as a free agent by Boston, September 19, 2001. Claimed off waivers by NY Rangers from Boston, November 29, 2005.



2012-13 SEASON: Played 44 games for the Maple Leafs collecting 4 points (1 goal, 3 assists) with 155 penalty minutes. Ranked 1st in NHL in penalty minutes. Registered 13 fighting majors this season. Collected an assist Feb. 9 at MTL. Scored a goal, registered 4 hits and named 2nd star Feb. 11 vs. PHI. Missed 3 games (Feb. 21 - 25) due to lower-body injury. Registered a career-high (14:55) of ice-time Feb. 27 vs. MTL (Previous: 13:16 Jan. 8, 2008 w/NYR vs. TBL). Collected an assist Feb. 28 at NYI. Played 400th career NHL game Mar. 7 at BOS. Registered 100th career NHL penalty minute Mar. 21 at BUF. Collected an assist, a fighting major and named 2nd star Mar. 23 vs. BOS. Healthy scratch Apr. 24 at TBL. Played 7 playoff games for the Maple Leafs collecting 18 penalty minutes. Ranked 1st on team in playoff penalty minutes.




CAREER: **2011-12:** Played 5 games for the Maple Leafs scoring 1 goal with 5 penalty minutes. Played 26 games for the Toronto Marlies (AHL) scoring 1 goal with 46 penalty minutes. Scored a goal Oct. 8 vs. OTT. Assigned to the Marlies Jan. 5. Played 8 playoff games for the Marlies collecting 9 penalty minutes.

Vs. NHL	GP	G	A	P	PIM
ANAHEIM	3	0	0	0	27
BOSTON	25	1	1	2	39
BUFFALO	27	1	1	2	39
CALGARY	6	0	0	0	5
CAROLINA	20	0	0	0	41
CHICAGO	5	0	0	0	4
COLORADO	3	0	0	0	16
COLUMBUS	4	0	1	1	11
DALLAS	5	0	0	0	23
DETROIT	2	0	1	1	0
EDMONTON	3	0	0	0	44
FLORIDA	19	1	2	3	24
LOS ANGELES	6	0	0	0	0
MINNESOTA	3	0	0	0	9
MONTREAL	25	1	1	2	34
NASHVILLE	3	0	0	0	0
NEW JERSEY	30	1	0	1	56
NY ISLANDERS	32	1	2	3	57
NY RANGERS	11	0	0	0	55
OTTAWA	27	1	0	1	123
PHILADELPHIA	29	1	1	2	84
PHOENIX	5	0	0	0	2
PITTSBURGH	31	2	0	2	87
SAN JOSE	5	0	0	0	7
ST LOUIS	4	0	0	0	37
TAMPA BAY	18	2	0	2	53
TORONTO	15	0	1	1	24
VANCOUVER	6	0	0	0	9
WASHINGTON	23	0	0	0	65
WINNIPEG	21	1	0	1	69
NHL TOTALS:	422	12	12	24	1076

2010-11: Played 46 games for the Maple Leafs scoring 2 goals with 128 penalty minutes. Ranked 1st on Maple Leafs penalty minutes. Scored 1st goal of the season Oct. 13 at PIT. Registered 800th career NHL penalty minute Oct. 15 at NYR. Scored GWG Oct. 26 vs. Florida. Registered a season-high 24 penalty minutes Jan. 1 at OTT. Registered 19 penalty minutes, including 900th career NHL penalty minute, Jan. 19 at NYR. Left game Jan. 20 vs. ANA due to undisclosed injury. Missed 36 games due to injury. **2009-10:** Played 82 games for Toronto collecting 6 points (4 goals, 2 assists) with 239 penalty minutes. Ranked 1st on Leafs and 2nd in NHL in penalty minutes. Ranked 5th in NHL fighting major penalties (23). Registered a career-high in games played (tie), goals, points and penalty minutes in a season. Became 1st Leafs player since 2003-04 (Tie Domi - 208) to register over 200 penalty minutes in a season. Made Maple Leafs debut Oct. 1 vs. MTL. Scored 1st Maple Leafs goal Dec. 1 at MTL (Carey Price). Played 300th career NHL game and scored a goal Jan. 29 at NJD. Registered a season-high 32 penalty minutes Feb. 12 at STL. Scored 3rd goal of season (career-high) Mar. 28 vs. PIT. **2008-09:** Played 82 games for the NY Rangers collecting 5 points (1 goal, 4 assists) with 193 penalty minutes. Set career highs for games played (tie), and assists in a season. Ranked 1st on team in penalty minutes. Ranked 3rd in NHL penalty minutes. Played 5 playoff games for the NY Rangers registering 16 penalty minutes. **2007-08:** Played 74 games for NY Rangers collecting 2 points (1 goal, 1 assist) with 159 penalty minutes. Ranked 1st on team in penalty minutes. Along with Jason Strudwick named co-recipient of the Players' Player Award, as

FAVOURITE NHL TEAM GROWING UP:
WINNIPEG JETS
FAVOURITE OFFSEASON ACTIVITY:
GOLFING

FAVOURITE ROAD CITY:
NEW YORK
FAVOURITE MOVIE:
WARRIOR



voted by the NY Rangers players. Scored 1st goal of season, a GWG, Nov. 21 at TBL. Missed last 5 games of season with broken foot. **2006-07:** Played 53 games for the NY Rangers collecting 3 points (2 goals, 1 assist) with 126 penalty minutes. Ranked 3rd on the team and 18th in the NHL in penalty minutes. Scored 1st career NHL goal, GWG, Feb. 9 vs. TBL (Johan Holmqvist). **2005-06:** Played 20 games for Boston registering 27 penalty minutes. Played 15 games for the NY Rangers collecting 1 assist and 44 penalty minutes. Collected 1st NHL point (assist) Mar. 29 at

NYI. **2004-05:** Played 61 games for Providence (AHL) collecting 7 points (1 goal, 6 assists) with 279 penalty minutes. **2003-04:** Played 1st career NHL game Jan. 8 vs. PIT. Played 64 games for Providence collecting 5 points (1 goal, 4 assists) with 257 penalty minutes. **2002-03:** Played 1 game for Providence collecting 7 penalty minutes. **1998-2003:** Played 4 seasons in the Western Hockey League with Swift Current, Kamloops and Regina. Played 162 career WHL games collecting 28 points (19 goals, 9 assists) with 570 penalty minutes.

AMATEUR AND PRO RECORD			REGULAR SEASON													PLAYOFFS				
SEASON	CLUB	LEAGUE	GP	G	A	PTS	+/-	PIM	PP	SH	GW	S	%	GP	G	A	PTS	PIM		
1998-99	SWIFT CURRENT	WHL	2	0	0	0	--	0	--	--	--	--	--	--	--	--	--	--		
1999-00	SWIFT CURRENT	WHL	61	3	2	5	--	130	--	--	--	--	--	12	1	0	1	25		
2000-01	SWIFT CURRENT	WHL	19	0	4	4	--	67	--	--	--	--	--	--	--	--	--	--		
	KAMLOOPS	WHL	41	8	1	9	--	179	--	--	--	--	--	3	0	0	0	20		
2001-02	KAMLOOPS	WHL	1	0	0	0	--	7	--	--	--	--	--	2	0	0	0	2		
2002-03	KAMLOOPS	WHL	3	2	0	2	--	17	--	--	--	--	--	--	--	--	--	--		
	REGINA	WHL	37	6	2	8	--	170	--	--	--	--	--	3	0	0	0	19		
	PROVIDENCE	AHL	1	0	0	0	--	7	--	--	--	--	--	--	--	--	--	--		
2003-04	BOSTON	NHL	1	0	0	0	-1	0	0	0	0	0	0.0	--	--	--	--	--		
	PROVIDENCE	AHL	64	1	4	5	--	257	--	--	--	--	--	2	0	0	0	9		
2004-05	PROVIDENCE	AHL	61	1	6	7	--	279	--	--	--	--	--	17	1	0	1	44		
2005-06	BOSTON	NHL	20	0	0	0	0	27	0	0	0	1	0.0	--	--	--	--	--		
	NY RANGERS	NHL	15	0	1	1	1	44	0	0	0	0	0.0	1	0	0	0	2		
2006-07	NY RANGERS	NHL	53	2	1	3	-2	126	0	0	1	23	8.7	4	0	0	0	12		
2007-08	NY RANGERS	NHL	74	1	1	2	-13	159	0	0	1	24	4.2	2	0	0	0	0		
2008-09	NY RANGERS	NHL	82	1	4	5	-15	193	0	0	0	40	2.5	5	0	0	0	16		
2009-10	TORONTO	NHL	82	4	2	6	-4	239	0	0	1	43	9.3	--	--	--	--	--		
2010-11	TORONTO	NHL	46	2	0	2	-1	128	0	0	1	14	14.3	--	--	--	--	--		
2011-12	TORONTO	NHL	5	1	0	1	1	5	0	0	0	3	33.3	--	--	--	--	--		
	TORONTO	AHL	26	1	0	1	--	46	--	--	--	--	--	8	0	0	0	9		
2012-13	TORONTO	NHL	44	1	3	4	4	155	0	0	0	13	7.7	7	0	0	0	18		
	NHL TOTALS		422	12	12	24	-30	1076	0	0	4	161	7.5	19	0	0	0	48		
	LEAF TOTALS		177	8	5	13	0	527	0	0	2	73	10.5	7	0	0	0	18		

NHL SINGLE GAME MILESTONES

HAT TRICKS None
MOST GOALS 1(12) - Last: Feb. 11, 2013 (TOR) vs. PHI
MOST ASSISTS 1(12) - Last: Mar. 23, 2013 (TOR) vs. BOS
MOST POINTS 1(24) - Last: Mar. 23, 2013 (TOR) vs. BOS (1A)
*number of times occurred in parenthesis ().

LONGEST NHL STREAKS

POINTS 2 - Last: Feb. 9 - 11, 2013 (TOR) (1G, 1A)
GOALS 1 - Last: Feb. 11, 2013 (TOR) (1G)
ASSISTS 1 - Last: Mar. 23, 2013 (TOR) (1A)

REGULAR SEASON OT GOALS

None

REGULAR SEASON PENALTY SHOTS

None

LEAFS SINGLE GAME MILESTONES

None
1(8) - Last: Feb. 11, 2013 vs. PHI
1(5) - Last: Mar. 23, 2013 vs. BOS
1(13) - Last: Mar. 23, 2013 vs. BOS (1A)

LONGEST LEAFS STREAKS

2 - Last: Feb. 9 - 11, 2013 (1G, 1A)
1 - Last: Feb. 11, 2013 (1G)
1 - Last: Mar. 23, 2013 (1A)

REGULAR SEASON SHOOTOUT ATTEMPTS

2005-06: None
2006-07: None
2007-08: None
2008-09: None
2009-10: None
2010-11: None
2011-12: None
2012-13: None



BORN: EDMONTON, ALBERTA, CAN

DATE: APRIL 10, 1985

HEIGHT: 6' 3"

WEIGHT: 214 LBS.

SHOOTS: LEFT

POSITION: DEFENCE

Vs. NHL	GP	G	A	P	PIM
ANAHEIM	20	2	9	11	49
BOSTON	21	2	6	8	28
BUFFALO	19	4	7	11	32
CALGARY	4	0	0	0	0
CAROLINA	15	4	9	13	14
CHICAGO	21	3	11	14	21
COLORADO	36	6	13	19	36
COLUMBUS	22	3	5	8	5
DALLAS	20	3	8	11	13
DETROIT	20	6	7	13	20
EDMONTON	38	9	16	25	46
FLORIDA	14	2	7	9	18
LOS ANGELES	22	4	8	12	46
MINNESOTA	33	7	9	16	38
MONTREAL	24	8	13	21	24
NASHVILLE	20	5	11	16	30
NEW JERSEY	16	1	2	3	21
NY ISLANDERS	15	2	5	7	6
NY RANGERS	17	2	4	6	27
OTTAWA	23	2	5	7	40
PHILADELPHIA	16	2	8	10	48
PHOENIX	21	6	6	12	29
PITTSBURGH	15	1	10	11	8
SAN JOSE	21	4	10	14	14
ST LOUIS	23	4	12	16	48
TAMPA BAY	13	4	8	12	18
TORONTO	6	2	3	5	6
VANCOUVER	36	7	11	18	44
WASHINGTON	12	0	5	5	6
WINNIPEG	17	1	6	7	17
NHL TOTALS:	600	106	234	340	801

★ **BECAME A LEAF:** Acquired from Calgary with Fredrik Sjostrom and Keith Aulie for Niklas Hagman, Jamal Mayers, Matt Stajan and Ian White, January 31, 2010.

TRANSACTIONS: Originally Calgary's first choice, ninth overall, in 2003 Entry Draft.

★ **2012-13 SEASON:** Played 48 games for the Maple Leafs collecting 28 points (9 goals, 19 assists) with 65 penalty minutes. Ranked 11th in NHL in average ice-time per game (25:10). Ranked 5th among NHL defencemen in goals (tie), 9th in points and 6th in hits (131). Ranked 1st on Maple Leafs in OTG (1-tie), and average ice-time per game, 2nd in blocked shots (91), and 3rd in hits. Ranked 1st among Maple Leafs defencemen in goals. Maple Leafs were 8-1-0 when Phaneuf scored a goal this season. Collected a goal, an assist and 5 hits Feb. 9 at MTL. Collected an assist in 3 consecutive games (Feb. 14 - 18). Registered a 5-game point streak (Feb. 9 - 18) with 6 points (2 goals, 4 assists). Scored 100th career NHL goal and collected an assist Feb. 21 vs. BUF. Scored GWG in OT Feb. 28 at NYI. Registered 10 hits Mar. 4 vs. NJD. Played 200th career Maple Leafs game, collected 3 assists and named 3rd star Mar. 9 vs. PIT. Collected 3 points (1 goal, 2 assists), a (+3) rating and named 1st star Mar. 28 vs. CAR. Played 600th career NHL game Apr. 27 vs. MTL. Shootout Stats: 0-for-1. Played 7 playoff games for the Maple Leafs collecting 3 points (1 goal, 2 assists) with 6 penalty minutes. Ranked 1st on team in playoff ice-time per game (25:22). Collected 1st Maple Leafs playoff point (assist) in GM #2 of ECQF May 4 at BOS. Scored 1st Maple Leafs playoff goal (Tuukka Rask) and named 3rd star in GM #6 May 12 vs. BOS.

★ **CAREER:** **2011-12:** Played 82 games for the Maple Leafs collecting 44 points (12 goals, 32 assists) with 92 penalty minutes. Ranked 1st on the Maple Leafs in average ice-time (25:17) and penalty minutes. Ranked 2nd in shots (202), hits (214) and blocked shots (127). Ranked 3rd in assists and PPG (7). 1 of 2 players on Maple Leafs to play in all 82 regular season games. Registered a 4-game point streak (Oct. 17 - 22) with 6 points (1 goal, 5 assists). Played 100th career Maple Leafs game Oct. 24 at PHI. Registered a 4-game point streak (Nov. 19 - 25) with 6 points (1 goal, 5 assists). Played 500th career NHL game Dec. 13 vs. CAR. Collected 200th career NHL assist Dec. 23 at NYI. Collected a goal and an assist, and tied a career-high with 9 shots Jan. 3 vs. TBL. Named to 2012 NHL All-Star Game in Ottawa Jan. 5. 1st Leaf player to be voted in by fans since Sundin/Joseph in 2000. Registered a 4-game point streak (Dec. 31 - Jan. 7) with 6 points (2 goals, 4 assists). Registered a season-high (30:35) of ice-time Jan. 24 at NYI. Played for Team Chara at 2012 NHL All-Star Game Jan. 29 at Ottawa. Collected 2 assists, including 300th career NHL point, 7 hits and 7 blocked shots Feb. 6 vs. EDM. Collected 3 assists Feb. 28 vs. FLA. Registered a 4-game point streak (Feb. 28 - Mar. 6) with 6 assists. Selected to play for Canada at IIHF World Championship. Named alternate captain for Canada. Played 8 games for Canada scoring 2 goals with 4 penalty minutes. Ranked 1st on Canada in plus/minus (+8). **2010-11:** Played 66 games for the Maple Leafs collecting 30 points (8 goals, 22 assists) with 88 penalty minutes. Ranked 1st on Maple Leafs in ice-time per game (25:18); 2nd in penalty minutes and in hits (186); and 3rd in shots (190) and blocked shots (121). Ranked 1st among team defencemen in goals, assists, points and PPG (3). Missed 16 games (Nov. 3 - Dec. 8) due to leg injury. Collected a

FONDEST OUTDOOR HOCKEY MEMORY:
SKATING ON THE BACKYARD RINK MY DAD PUT IN
CHILDHOOD HOCKEY IDOL:
WAYNE GRETZKY

IF YOU WEREN'T A HOCKEY PLAYER?:
I'D BE A LAWYER
FAVOURITE RESTAURANT:
BARBARIAN STEAKHOUSE



season-high 2 goals, 3 points and named 1st star Mar. 16 at CAR. Registered a 4-game point streak (Mar. 10 - 16) collecting 6 points (3 goals, 3 assists). Collected an assist and tied a season-high (30:23) of ice-time Mar. 26 at DET. Tied a season-high with (30:23) of ice-time Mar. 31 at BOS. Selected to play for Canada at IIHF World Championship. Named alternate captain for Canada. Played 7 games for Canada collecting 3 assists with 8 penalty minutes. Ranked 1st on Canada in average ice-time per game (22:51). **2009-10:** Named Toronto Maple Leafs captain June 14, 2010. Played 26 games for the Maple Leafs collecting 10 points (2 goals, 8 assists) with 34 penalty minutes. Played 55 games for Calgary collecting 22 points (10 goals, 12 assists) with a (+3) rating and 49 penalty minutes. Ranked 1st among Maple Leafs players in hits (194) and 2nd in average ice-time per game (24:14). Registered a career-high 6-game point streak (Oct. 1 - 12) with 6 points (3 goals, 3 assists). Made Maple Leafs debut, registered 4 shots, 6 hits, a (+1) rating, 3 blocked shots, 5 penalty minutes in (24:21) of ice-time Feb. 2 vs. NJD. Registered 1st Maple Leafs point (assist) Feb. 6 vs. OTT. Played 400th career NHL game Apr. 1 vs. BUF. Scored 1st Maple Leafs goal Apr. 7 at NYR (Henrik Lundqvist). Scored GWG in overtime Apr. 10 at MTL. **2008-09:** Played 80 games for Calgary collecting 47 points (11 goals, 36 assists) with 100 penalty minutes. Ranked 6th on team in points and 15th among NHL defencemen in points. Ranked 1st among NHL defencemen in shots on goal (277) and 5th in average ice-time (26:31). Registered a career-high (34:37) in ice-time Nov. 2 at ANA. Played 300th career NHL game Feb. 17 vs. VAN. Missed the last 2 games of the regular season. Played 5 playoff games for Calgary collecting 3 assists with 4 penalty minutes. **2007-08:** Runner-up for Norris Trophy as the NHL's top defenceman. Ranked 1st among Calgary defencemen in goals (17), assists (43) and points (60). Ranked 2nd (tie) among NHL defencemen in goals, 5th in points, and 6th in assists. Set career-high for assists and points in a season. Ranked 1st on Calgary in ice-time per game (26:25) and 2nd in NHL. Ranked 1st on Calgary in penalty minutes and 9th in NHL (182). Ranked 1st among all NHL defencemen in shots on goal (263). Ranked 6th among NHL defencemen in hits (194). Collected 100th career NHL point Oct. 4 vs. PHI. Registered a career-high for assists and points in a game (5 assists) Dec. 13 at TBL. Played 200th career NHL game Dec. 29 vs. ANA. Voted to Western Conference Starting Line-up for NHL All-Star Game Jan. 8. Won the Breakaway competition at 2008 NHL Skills Competition at All-Star Weekend in Atlanta on Jan. 26, and scored a goal at All-Star Game Jan. 27. Collected 100th career assist Mar. 20 vs. COL. In playoffs ranked 2nd on team in goals (3), assists (4) and points (7). Ranked 1st on playoff team in ice-time per game (27:06). **2006-07:** Ranked 1st among Calgary defencemen in goals (17), assists (33) and points (50). Ranked 1st on team in average ice-time (25:39). Played 100th career NHL game Nov. 21 at EDM. Named to Western Conference All-Star Team. Collected

2 points (1 goal, 1 assist) at All-Star Game Jan. 24 at Dallas. Returned to lineup after missing 2 games (flu) Apr. 3 vs. COL. Played in all 6 playoff games collecting 1 goal and 7 penalty minutes. Won gold medal with Canada at IIHF World Championship. Ranked 2nd (tie) among defencemen in tournament points (8) and 3rd (tie) in assists (8). **2005-06:** Played all 82 games for Calgary in rookie NHL season. Collected 49 points (20 goals, 29 assists), 16 PPG, 7 GWG and 93 penalty minutes. Nominated for the Calder Trophy as the NHL's top rookie. Set Calgary record for most goals by a rookie defenceman and 2nd in most points. Became just 3rd rookie defenceman in NHL history to score at least 20 goals (Leetch-23 in '88-89 & Beck-22 in '77-78). Ranked 1st among NHL defencemen in PPG and 2nd in goals. Ranked 6th among NHL rookies in scoring and 1st among NHL rookie defencemen. Ranked 3rd (tie) on Calgary in goals, 3rd in assists, 3rd in points, 3rd in penalty minutes, 2nd in PPG, 1st in PP points and 1st (tie) in GWG. Played 1st career NHL game Oct. 5 at MIN. Scored 1st career NHL goal and 1st career NHL assist Oct. 10 at COL (David Aebischer). Named NHL Rookie of the Month for November after collecting 9 points (3 goals, 6 assists) in 13 games. Scored 20th goal of the season Apr. 13 vs. COL. Made NHL playoff debut playing in all 7 games vs. ANA collecting 1 goal and 7 penalty minutes. Made NHL playoff debut in GM #1 of WCQF Apr. 21 vs. ANA. Scored 1st career NHL playoff goal in GM #2 Apr. 23 vs. ANA (Jean-Sebastien Giguere). **2004-05:** Played 55 games for Red Deer (WHL) in final junior season and collected 56 points (24 goals, 32 assists) with 73 penalty minutes. Named to WHL East First All-Star Team and WHL Defenceman of the Year (second consecutive season). Named Captain of Team WHL for Canada-Russia Challenge series. Played 7 playoff games for Red Deer collecting 5 points (1 goal, 4 assists) with 12 penalty minutes. Won gold medal with Canada at IIHF World Junior Championship. Named to tournament's All-Star Team after posting 6 points (1 goal, 5 assists) in 6 games. **2003-04:** Played 62 games for Red Deer collecting 43 points (19 goals, 24 assists) with 126 penalty minutes. Named to WHL East First All-Star Team, the WHL Defenceman of the Year and CHL First-All Star Team. Played 19 playoff games for Red Deer and collected 11 points (2 goals, 9 assists) with 30 penalty minutes. Won a silver medal with Canada at IIHF World Junior Championship. Named to tournament's All-Star Team and a runner-up for defenceman of Championship after collecting 4 points (2 goals, 2 assists) in 6 games. **2002-03:** Played 71 games for Red Deer collecting 30 points (16 goals, 14 assists) with 185 penalty minutes. Ranked 3rd on team in penalty minutes. Played 23 playoff games and collected 14 points (7 goals, 7 assists) with 34 penalty minutes. **2001-02:** Played 67 games in first season with Red Deer collecting 17 points (5 goals, 12 assists) with 170 penalty minutes. Collected 2 assists in 21 playoff games.

AMATEUR AND PRO RECORD

REGULAR SEASON

PLAYOFFS

SEASON	CLUB	LEAGUE	GP	G	A	PTS	+/-	PIM	PP	SH	GW	S	S%	GP	G	A	PTS	PIM
2000-01	SOUTHGATE	AMBHL	35	15	50	65	--	208	--	--	--	--	--	4	3	4	7	15
2001-02	RED DEER	WHL	67	5	12	17	--	170	--	--	--	--	--	21	0	2	2	14
2002-03	RED DEER	WHL	71	16	14	30	--	185	--	--	--	--	--	23	7	7	14	34
2003-04	RED DEER	WHL	62	19	24	43	--	126	--	--	--	--	--	19	2	9	11	30
	CANADA	WJC	6	2	2	4	--	29	--	--	--	--	--	--	--	--	--	--
2004-05	RED DEER	WHL	55	24	32	56	--	73	--	--	--	--	--	7	1	4	5	12
	CANADA	WJC	6	1	5	6	--	14	--	--	--	--	--	--	--	--	--	--
2005-06	CALGARY	NHL	82	20	29	49	5	93	16	0	7	242	8.3	7	1	0	1	7
2006-07	CALGARY	NHL	79	17	33	50	10	98	13	0	4	230	7.4	6	1	0	1	7
	CANADA	WC	7	0	8	8	--	2	--	--	--	--	--	--	--	--	--	--
2007-08	CALGARY	NHL	82	17	43	60	12	182	10	1	4	263	6.5	7	3	4	7	4
2008-09	CALGARY	NHL	80	11	36	47	-11	100	4	0	4	277	4.0	5	0	3	3	4
2009-10	CALGARY	NHL	55	10	12	22	3	49	5	0	2	138	7.2	--	--	--	--	--
	TORONTO	NHL	26	2	8	10	-2	34	0	0	1	87	2.3	--	--	--	--	--
2010-11	TORONTO	NHL	66	8	22	30	-2	88	3	0	1	190	4.2	--	--	--	--	--
	CANADA	WC	7	0	3	3	--	8	--	--	--	--	--	--	--	--	--	--
2011-12	TORONTO	NHL	82	12	32	44	-10	92	7	0	1	202	5.9	--	--	--	--	--
	CANADA	WC	8	2	0	2	--	4	--	--	--	--	--	--	--	--	--	--
2012-13	TORONTO	NHL	48	9	19	28	-4	65	3	0	1	88	10.2	7	1	2	3	6
	NHL TOTALS		600	106	234	340	1	801	61	1	25	1717	6.2	32	6	9	15	28
	LEAF TOTALS		222	31	81	112	-18	279	13	0	4	567	5.4	7	1	2	3	6

NHL SINGLE GAME MILESTONES

HAT TRICKS None
 MOST GOALS 2(5) - Last: Mar. 16, 2011 (TOR) at CAR
 MOST ASSISTS 5(1) - Last: Dec. 13, 2007 (CGY) at TBL
 MOST POINTS 5(1) - Last: Dec. 13, 2007 (CGY) at TBL (5A)
 *number of times occurred in parenthesis ().

LONGEST NHL STREAKS

POINTS 6 - Last: Oct. 1 - 12, 2009 (CGY) (3G, 3A)
 GOALS 2 - Last: Mar. 26 - 28, 2013 (TOR) (2G)
 ASSISTS 4 - Last: Feb. 9 - 17, 2008 (CGY) (5A)

REGULAR SEASON OT GOALS

1. Feb. 10, 2006 (CGY) vs. St. Louis (Lalime)
 2. Nov 5, 2009 (CGY) at St. Louis (Mason)
 3. Apr. 10, 2010 (TOR) at Montreal (Halak)
 4. Apr. 7, 2012 (TOR) vs. Tampa Bay (Roslson)
 5. Feb. 28, 2013 (TOR) at NY Islanders (Nabokov)

REGULAR SEASON PENALTY SHOTS

None

LEAFS SINGLE GAME MILESTONES

None
 2(1) - Last: Mar. 16, 2011 at CAR
 3(2) - Last: Mar. 9, 2013 vs. PIT
 3(4) - Last: Mar. 28, 2013 vs. CAR (1G, 2A)

LONGEST LEAFS STREAKS

5 - Last: Feb. 9 - 18, 2013 (2G, 4A)
 2 - Last: Mar. 26 - 28, 2013 (2G)
 4 - Last: Feb. 28 - Mar. 6, 2012 (6A)

REGULAR SEASON SHOOTOUT ATTEMPTS

2005-06: Did not score in 1 attempts
 2006-07: Did not score in 2 attempts
 2007-08: Did not score in 3 attempts
 2008-09: None
 2009-10: None
 2010-11: None
 2011-12: None
 2012-13: Did not score in 1 attempt
 CAREER: Did not score in 7 attempts





BORN: WHITBY, ONTARIO, CAN

DATE: SEPTEMBER 12, 1984

HEIGHT: 6' 3"

WEIGHT: 210 LBS.

SHOOTS: LEFT

POSITION: DEFENCE

★ **BECAME A LEAF:** Signed as a free agent by Toronto, July 24, 2013.

TRANSACTIONS: Originally Tampa Bay's seventh choice, 183rd overall, in 2002 Entry Draft.

★ **2012-13 SEASON:** Played 51 games for the Toronto Marlies (AHL) collecting 25 points (8 goals, 17 assists) with 54 penalty minutes. Collected 10 points (4 goals, 6 assists) on the powerplay. Ranked 2nd on the Marlies in plus/minus (+16). Ranked 2nd among Marlies defencemen in goals, and 3rd in assists 6 points. Played 9 playoff games for the Marlies collecting 4 points (2 goals, 2 assists) with 14 penalty minutes. Ranked 1st among Marlies defencemen in playoff goals and points (tie).

★ **CAREER:** **2011-12:** Missed majority of 2009-10 season, as well as the 2010-11 and 2011-12 seasons for personal reasons. **2009-10:** Played 8 games for Tampa Bay collecting 2 points (1 goal, 1 assist) with 6 penalty minutes. **2008-09:** Played 42 games for Tampa Bay collecting 13 points (2 goals, 11 assists) with 56 penalty minutes. Missed last 29 games of the season due to shoulder surgery. **2007-08:** Played 72 games for Tampa Bay collecting 31 points (10 goals, 21 assists) with 56 penalty minutes. Established career-highs in goals and points. Scored a career-high 2 goals Feb. 5 at STL. **2006-07:** Played 72 games for Tampa Bay collecting 28 points (4 goals, 24 assists) with 42 penalty minutes. Established career-highs in assists

Vs. NHL	GP	G	A	P	PIM
ANAHEIM	3	0	1	1	2
BOSTON	13	0	5	5	8
BUFFALO	13	2	6	8	6
CALGARY	1	0	0	0	0
CAROLINA	25	4	13	17	22
CHICAGO	2	0	1	1	4
COLORADO	4	0	1	1	4
COLUMBUS	2	0	0	0	0
DALLAS	2	0	1	1	0
DETROIT	3	0	1	1	2
EDMONTON	2	0	0	0	0
FLORIDA	24	0	7	7	16
LOS ANGELES	3	0	0	0	4
MINNESOTA	4	0	4	4	0
MONTREAL	13	0	2	2	6
NASHVILLE	3	0	0	0	2
NEW JERSEY	14	0	4	4	10
NY ISLANDERS	14	0	2	2	12
NY RANGERS	13	1	0	1	6
OTTAWA	13	1	4	5	18
PHILADELPHIA	15	0	4	4	12
PHOENIX	3	0	1	1	0
PITTSBURGH	14	2	2	4	12
SAN JOSE	4	0	0	0	6
ST LOUIS	2	2	1	3	4
TAMPA BAY	0	0	0	0	0
TORONTO	12	1	2	3	10
VANCOUVER	2	0	0	0	4
WASHINGTON	22	4	4	8	14
WINNIPEG	25	1	8	9	34
NHL TOTALS:	270	18	74	92	218

and GWG (2). Played for the Eastern Conference at the NHL YoungStars Game collecting 3 points (1 goal, 2 assists) Jan. 23 at Dallas. Played 100th career NHL game and collected an assist Nov. 26 vs. OTT. Played 6 playoff games for Tampa Bay collecting 1 assist and 4 penalty minutes. Tied a Tampa Bay record with a (+3) rating in GM #2 of ECQF Apr. 14 at NJD. **2005-06:** Played 76 games for Tampa Bay collecting 18 points (1 goal, 17 assists) with 58 penalty minutes. Played 1 game for Springfield (AHL) collecting 3 points (1 goal, 2 assists). Made NHL debut Oct. 15 at PIT. Collected 1st career NHL point (assist) Oct. 20 at Atlanta. Scored 1st career NHL goal Mar. 30 vs. Atlanta (Kari Lehtonen). Played 5 playoff games for Tampa Bay collecting 6 points (2 goals, 4 assists). Ranked 2nd on Tampa Bay in playoff assists and points. Collected 1st career NHL playoff point (assist) in GM #2 of ECQF Apr. 23 at OTT. Scored 1st 2 career NHL playoff goals in GM #3 Apr. 25 vs. OTT (Ray Emery). **2004-05:** In 1st professional season played 69 games for Springfield collecting 11 points (3 goals, 8 assists) with 46 penalty minutes. **2003-04:** Played 62 games for Oshawa (OHL) collecting 43 points (12 goals, 31 assists) with 72 penalty minutes. Ranked 1st on Oshawa in PPG (9) and 2nd in penalty minutes. Ranked 1st among Oshawa defencemen in goals, assists and points. Played 7 playoff games for Oshawa collecting 1 assist with 10 penalty minutes. **2002-03:** Played 68 games for Oshawa collecting 38 points (10 goals, 28 assists) with 70 penalty minutes. Ranked 1st among Oshawa defencemen in goals, assists and points. Played 13 playoff games for Oshawa collecting 3 assists and

FAVOURITE ROAD CITY:
TAMPA BAY
FAVOURITE MOVIES:
LORD OF THE RINGS SERIES

SONG YOU'D SING DURING AMERICAN IDOL AUDITION:
CHICKEN FRIED – ZAC BROWN BAND
IF YOU WEREN'T A HOCKEY PLAYER?:
I'D WORK IN ENVIRONMENTAL SCIENCE



10 penalty minutes. **2001-02:** Played 62 games for Oshawa collecting 9 assists and 49 penalty minutes. Played 5 playoff games for Oshawa collecting 4 penalty minutes. **2000-01:** Played 32 games for Oshawa collecting 1 assist with 2 penalty minutes.

AMATEUR AND PRO RECORD		REGULAR SEASON													PLAYOFFS					
SEASON	CLUB	LEAGUE	GP	G	A	PTS	+/-	PIM	PP	SH	GW	S	%	GP	G	A	PTS	PIM		
2000-01	OSHAHA	OHL	32	0	1	1	--	2	--	--	--	--	--	--	--	--	--	--	--	--
2001-02	OSHAHA	OHL	62	0	9	9	--	49	--	--	--	--	--	5	0	0	0	4		
2002-03	OSHAHA	OHL	68	10	28	38	--	70	--	--	--	--	--	13	0	3	3	10		
2003-04	OSHAHA	OHL	62	12	31	43	--	72	--	--	--	--	--	7	0	1	1	10		
2004-05	SPRINGFIELD	AHL	69	3	8	11	--	46	--	--	--	--	--	--	--	--	--	--	--	--
2005-06	TAMPA BAY	NHL	76	1	17	18	5	58	0	0	1	73	1.4	5	2	4	6	0		
	SPRINGFIELD	AHL	1	1	2	3	--	0	--	--	--	--	--	--	--	--	--	--	--	--
2006-07	TAMPA BAY	NHL	72	4	24	28	5	42	0	0	2	90	4.4	6	0	1	1	4		
2007-08	TAMPA BAY	NHL	72	10	21	31	-13	56	0	1	0	105	9.5	--	--	--	--	--	--	--
2008-09	TAMPA BAY	NHL	42	2	11	13	-5	56	0	0	0	69	2.9	--	--	--	--	--	--	--
2009-10	TAMPA BAY	NHL	8	1	1	2	-2	6	0	0	0	11	9.1	--	--	--	--	--	--	--
2012-13	TORONTO	AHL	51	8	17	25	--	54	--	--	--	--	--	9	2	2	4	14		
	NHL TOTALS		270	18	74	92	-10	218	0	1	3	348	5.2	11	2	5	7	4		

NHL SINGLE GAME MILESTONES

HAT TRICKS None
MOST GOALS 2(1) – Last: Feb. 5, 2008 (TBL) at STL
MOST ASSISTS 2(7) – Last: Mar. 19, 2008 (TBL) at BUF
MOST POINTS 2(13) – Last: Oct. 10, 2009 (TBL) vs. CAR (1G,1A)
*number of times occurred in parenthesis ().

LONGEST NHL STREAKS

POINTS 4 – Last: Oct. 4 – 13, 2007 (TBL)(4A)
GOALS 3 – Last: Nov. 10 – 16, 2007 (TBL)(3G)
ASSISTS 4 – Last: Oct. 4 – 13, 2007 (TBL)(4A)

REGULAR SEASON OT GOALS

None

REGULAR SEASON PENALTY SHOTS

None

LEAFS SINGLE GAME MILESTONES

N/A
N/A
N/A
N/A

LONGEST LEAFS STREAKS

N/A
N/A
N/A

REGULAR SEASON SHOOTOUT ATTEMPTS

2005-06: None
2006-07: None
2007-08: None
2008-09: None
2009-10: None



BORN: MORWEENA, MANITOBA, CAN

DATE: MARCH 15, 1988

HEIGHT: 6' 2"

WEIGHT: 208 LBS.

CATCHES: LEFT

POSITION: GOALTENDER

★ **BECAME A LEAF:** Toronto's third choice, 99th overall, in 2006 Entry Draft.

TRANSACTIONS: None.

★ **2012-13 SEASON:** Played 33 games for the Maple Leafs compiling a record of 19-8-5 with a 2.46 goals against average, a .924 save percentage and 4 shutouts. Ranked 6th in NHL shutouts (tie) and 7th in save percentage. Set Maple Leafs mark for highest save percentage in a single season since NHL began recording stat in 1983-84. On Jan. 23 at PIT played in 1st game since Mar. 23, 2012 (at NJD) and made 28 saves on 30 shots to earn the win. Made 33 saves on 34 shots and named 1st star in losing effort Feb. 2 vs. BOS. Registered a 37-save shutout and named 1st star Feb. 9 at MTL. Missed 7 games (Feb. 14 - 25) due to knee injury. Made 28 saves on 30 shots and named 1st star Mar. 4 vs. NJD. Registered a career-high 6 consecutive wins in as many starts (Feb. 7 - Mar. 6). Made 31 saves on 33 shots and named 1st star Mar. 23 vs. BOS. Registered a 31-save shutout and named 3rd star Mar. 30 at OTT. Made 27 saves on 28 shots and named 1st star Apr. 6 at NJD. Stopped 36-of-37 shots and named 3rd star Apr. 13 vs. MTL. Registered a 37-save shutout, collected 2nd career assist and named 1st star Apr. 15 vs. NJD. Played 100th career NHL game Apr. 18 vs. NYI. Made 49 saves (most by an NHL goaltender in a win this season) and named 1st star Apr. 20 at OTT. Registered a 34-save shutout and named 2nd star Apr. 25 at FLA. Shootout Stats:

Vs. NHL	GP	W-L-T-OT	SO	GA	GAA	Sv%
ANAHEIM	0	0-0-0-0	0	0	0.00	.000
BOSTON	9	4-4-1-0	0	23	2.75	.917
BUFFALO	8	5-2-0-1	0	26	3.47	.899
CALGARY	1	1-0-0-0	0	2	2.00	.938
CAROLINA	6	4-1-0-1	1	13	2.14	.927
CHICAGO	1	0-1-0-0	0	5	7.50	.737
COLORADO	2	1-0-0-1	0	6	2.98	.885
COLUMBUS	0	0-0-0-0	0	0	0.00	.000
DALLAS	0	0-0-0-0	0	0	0.00	.000
DETROIT	1	0-1-0-0	0	3	3.05	.893
EDMONTON	2	2-0-0-0	0	6	2.98	.903
FLORIDA	4	1-2-0-0	1	12	3.56	.868
LOS ANGELES	2	1-0-0-1	0	4	1.92	.946
MINNESOTA	1	1-0-0-0	1	0	0.00	1.00
MONTREAL	8	4-3-0-0	2	18	2.69	.919
NASHVILLE	0	0-0-0-0	0	0	0.00	.000
NEW JERSEY	7	4-1-0-2	1	14	2.03	.937
NY ISLANDERS	8	4-2-0-1	0	25	3.42	.897
NY RANGERS	3	1-1-0-1	0	9	2.93	.913
OTTAWA	10	8-1-0-1	3	17	1.69	.949
PHILADELPHIA	5	2-3-0-0	0	14	3.23	.903
PHOENIX	1	0-1-0-0	0	4	4.14	.800
PITTSBURGH	5	3-0-0-2	1	13	2.51	.921
ST LOUIS	2	1-1-0-0	0	4	2.02	.940
TAMPA BAY	0	0-0-0-0	0	0	0.00	.000
TORONTO	5	2-3-0-0	0	14	2.94	.905
VANCOUVER	1	0-1-0-0	0	4	7.74	.778
WASHINGTON	4	1-2-0-1	0	12	2.98	.903
WINNIPEG	8	3-2-0-1	0	15	2.43	.921
NHL TOTALS:	104	53-32-0-14	10	263	2.71	.915

Stopped 15 of 24 shots. Record in Shootout: 0W, 5L. Won Maple Leafs' Molson Cup Award. Played 7 playoff games for the Maple Leafs compiling a record of 3-4 with a 2.88 goals against average and a .923 save percentage. Made NHL playoff debut and registered 36 saves in GM#1 ECQF May 1 at BOS. Registered 1st playoff win, made 39 saves and named 2nd star in GM #2 of ECQF May 4 at BOS. Stopped 33 of 34 shots and named 1st star in GM #5 May 10 at BOS. Made 29 saves on 30 shots and named 1st star in GM #6 May 12 vs. BOS.


★ **CAREER: 2011-12:** Played 34 games for the Maple Leafs compiling a record of 14-14-4 with a 3.10 goals against average, a .900 save percentage and 3 shutouts. Registered a 32-save shootout Oct. 6 vs. MTL. Began the season with a (101:41) shootout streak (Oct. 6 - 8), the 3rd longest streak to start a season in Maple Leafs franchise history. Missed 18 games due to injury (Oct. 24 - Nov. 30). Registered a 25-save shutout Feb. 1 vs. PIT. Made a career-high 49 saves and registered a shootout Feb. 4 at OTT. (Most saves by a Leaf goalie in a shootout since Mike Palmateer on Mar. 12, 1977 - 47 saves vs. DET). Named NHL's Third Star of the Week (Feb. 6), registering back-to-back shutouts (Feb. 1 & 4) with 74 saves in that span. Missed final 6 games of the season with an upper body injury (Mar. 27 - Apr. 7). **2010-11:** Played 37 games for the Maple Leafs compiling a record of 20-10-5 with a 2.60 goals against average, a .921 save percentage and 3 shutouts. Played 15 games for the Toronto Marlies (AHL) compiling a record of 9-5-1 with a 2.59 goals against average, a .920 save percentage and 3 shutouts. Ranked 1st among Leafs

FONDEST OUTDOOR HOCKEY MEMORY:
IN MORWEENA, I GOT FROSTBITE AND
NEEDED MY HEAD BANDAGED

FAVOURITE NHL TEAM GROWING UP:
WINNIPEG JETS

FAVOURITE MOVIE:
DUMB AND DUMBER

FAVOURITE RESTAURANT:
HOUSE OF WINGS



goaltenders in games played, wins, goals against average, save percentage and shutouts. Among NHL rookie goaltenders ranked 2nd in save percentage, 4th in wins and 6th in goals against average. Recalled from the Marlies 4 times (Nov. 17, Dec. 5, Dec. 17, Jan. 23). Assigned to the Marlies 3 times (Dec. 1, Dec. 8, Jan. 14). Made NHL debut in 3rd period and stopped all 4 shots Dec. 20 vs. Atlanta. Made 1st career NHL start, earned 1st career NHL win and made 32 saves on 33 shots Jan. 1 at OTT. Made a season-high 41 saves on 44 shots Jan. 7 at Atlanta. Won 4 consecutive road games (Jan. 1 - 11) and made 143 saves on 151 shots in that span. Registered 1st NHL shutout with 27 saves Feb. 3 vs. CAR. Registered a shutout and made 22 saves Feb. 19 vs. OTT (SOL 0-1). Won a season-high 5 consecutive road games (Feb. 8 - Mar. 3). Registered a shutout with 29 saves Mar. 22 at MIN. Won 4 consecutive games (Mar. 16 - 24) stopping 122-of-128 shots in that span. Named NHL's Rookie of the Month for March with a 9-4-1 record, 1 shutout, a 2.87 goals against average and a .913 save percentage. Registered a record of 11-3-4 when making 30 or more saves in a game. Selected to play for Canada at IIHF World Championship. Played 4 games for Canada compiling a record of 3-0-0 with a 2.04 goals against

average and a .920 save percentage. **2009-10:** Played 26 games for the Marlies compiling a record of 14-8-2, with a 2.25 goals against average, a .925 save percentage and 1 shutout. Recalled from the Marlies Oct. 14. Assigned to the Marlies Oct. 25. Missed 34 games (Nov. 28 - Feb. 12) due to knee injury. Recorded 1st career AHL shutout Feb. 20 vs. Manitoba (31 saves). **2008-09:** Played 3 games for the Marlies compiling a record of 1-2-0, with a 3.28 goals against average and a .882 save percentage. Made AHL debut and recorded 1st win Dec. 27 vs. Manitoba. Recalled from the Marlies Dec. 21. Played 22 games for Reading (ECHL), registering a 10-7-3 record with a 3.30 goals against average and .904 save percentage. Played 6 games for South Carolina (ECHL) and went undefeated with a 6-0-0 record, a 1.32 goals against average, a .961 save percentage and 2 shutouts. Played 8 playoff games for South Carolina recording 4 wins, 3 losses, a 2.17 goals against average, a .929 save percentage and 1 shutout. Won the Kelly Cup and was named ECHL playoffs MVP. **2005-06 to 2007-08:** Played 124 games for the Red Deer Rebels (WHL) compiling a record of 41-56-14 with a 2.72 goals against average and .912 save percentage. In 2007-08, Ranked 5th (tie) in WHL save percentage (.916).

AMATEUR AND PRO RECORD		REGULAR SEASON										PLAYOFFS									
SEASON	CLUB	LEAGUE	GP	MIN	W	L	OT	GA	SO	AVG.		GP	MIN	W	L	GA	SO	AVG.			
2005-06	RED DEER	WHL	34	1709	7	18	3	80	0	2.81		7	417	3	4	27	0	3.88			
2006-07	RED DEER	WHL	60	3339	26	23	7	148	3	2.66		---	---	---	---	---	---	---			
2007-08	RED DEER	WHL	30	1668	8	15	4	76	1	2.73		---	---	---	---	---	---	---			
2008-09	TORONTO	AHL	3	183	1	2	0	10	0	3.28		---	---	---	---	---	---	---			
	READING	ECHL	22	1236	10	7	3	68	0	3.30		---	---	---	---	---	---	---			
2009-10	SOUTH CAROLINA	ECHL	6	363	6	0	0	8	2	1.32		8	497	4	3	18	1	2.17			
	TORONTO	AHL	26	1520	14	8	2	57	1	2.25		---	---	---	---	---	---	---			
2010-11	TORONTO	NHL	37	2080	20	10	5	90	3	2.60		---	---	---	---	---	---	---			
	TORONTO	AHL	15	858	9	5	1	37	3	2.59		---	---	---	---	---	---	---			
2011-12	CANADA	WC	4	235	3	0	0	8	0	2.04		---	---	---	---	---	---	---			
	TORONTO	NHL	34	1879	14	14	4	97	3	3.10		---	---	---	---	---	---	---			
2012-13	TORONTO	NHL	33	1856	19	8	5	76	4	2.46		7	438	3	4	21	0	2.88			
	NHL TOTALS		104	5816	53	32	14	263	10	2.71		7	438	3	4	21	0	2.88			

NHL SINGLE GAME MILESTONES

MOST SAVES
MOST SHOTS
49 (2) - Apr. 20, 2013 at OTT
50 (1) - Apr. 20, 2013 at OTT

LONGEST NHL STREAKS

WINNING STREAK
LOSING STREAK
SHUTOUT STREAK (MINS)
6 - Feb. 7 - Mar. 6, 2013
5 - Feb. 18 - Mar. 13, 2012
138:10 - Jan. 17 - Feb. 6, 2012

REGULAR SEASON PENALTY SHOTS AGAINST

1. Mar. 8, 2011 at NY Islanders (Matt Martin, No Goal)
2. Feb. 29, 2013 at NY Islanders (Michael Grabner, No Goal)

REGULAR SEASON SHOOTOUT ATTEMPTS AGAINST

2010-11: Stopped 8 shots in 11 shootout attempts
Record: 1 win, 3 losses
2011-12: Stopped 5 shots in 8 shootout attempts
Record: 2 wins, 1 loss
2012-13: Stopped 15 shots in 24 shootout attempts
Record: 0 wins, 5 losses
CAREER: Stopped 28 shots in 43 shootout attempts
Record: 3 wins, 9 losses

LEAFS SINGLE GAME MILESTONES

See NHL Single Game Milestones
See NHL Single Game Milestones

LONGEST LEAF STREAKS

See Longest NHL Streaks
See Longest NHL Streaks
See Longest NHL Streaks



BORN: MIDDLETOWN, NEW JERSEY, USA

DATE: MAY 4, 1989

HEIGHT: 6' 3"

WEIGHT: 200 LBS.

SHOOTS: LEFT

POSITION: LEFT WING



BECAME A LEAF: Acquired from Philadelphia for Luke Schenn, June 23, 2012.

TRANSACTIONS: Originally Philadelphia's first choice, second overall, in 2007 Entry Draft.



2012-13 SEASON: Played 48 games for the Maple Leafs collecting 32 points (18 goals, 14 assists) with 26 penalty minutes. Ranked 2nd on team in goals (tie), PPG (tie), GWG (3-tie) and shots (140), and 3rd in points. Played 1st career Maple Leafs game Jan. 19 at MTL. Scored 2 goals, including 1st goal and point as a Maple Leaf, added an assist, registered 100th career point (on 1st goal) and named 1st star Jan. 23 at PIT (Marc-Andre Fleury). Played 200th career NHL game Jan. 24 vs. NYI. Scored a goal and named 1st star Jan. 31 vs. WSH. Scored 2 goals and named 1st star Feb. 5 at WSH. Registered a goal, an assist and named 2nd star Feb. 9 at MTL. Score 2 goals and named 1st star Feb. 21 vs. BUF. Registered a 4-game point streak (Feb. 16 - 21) with 5 points (3 goals, 2 assists). Collected a goal and an assist, and named 2nd star Mar. 6 vs. OTT. Registered a goal, an assist and named 1st star Apr. 8 vs. NYR. Collected 2 assists Apr. 13 vs. MTL. Registered a season-high 5-game point streak (Apr. 4 - 13) with 7 points (2 goals, 5 assists). Scored 2 goals and named 2nd star Apr. 20 at OTT. Shootout Stats: 0-for-2. Played 7 playoff games for the Maple Leafs collecting 7 points (2 goals, 5 assists) with 4 penalty minutes. Ranked 1st on team in playoff assists, points, shots and PPG (1-tie). Scored 1st playoff goal and point in GM #1 of ECQF May 1 at

Vs. NHL	GP	G	A	P	PIM
ANAHEIM	2	0	0	0	0
BOSTON	14	2	3	5	6
BUFFALO	13	5	2	7	6
CALGARY	3	1	0	1	0
CAROLINA	14	2	4	6	6
CHICAGO	2	2	0	2	0
COLORADO	3	0	1	1	2
COLUMBUS	3	1	3	4	2
DALLAS	5	0	2	2	0
DETROIT	2	1	0	1	0
EDMONTON	3	0	1	1	0
FLORIDA	11	2	4	6	10
LOS ANGELES	4	2	2	4	2
MINNESOTA	3	1	0	1	2
MONTREAL	14	4	3	7	6
NASHVILLE	2	0	0	0	0
NEW JERSEY	15	6	5	11	6
NY ISLANDERS	17	6	3	9	6
NY RANGERS	17	5	3	8	10
OTTAWA	15	6	5	11	6
PHILADELPHIA	3	2	0	2	4
PHOENIX	3	1	0	1	2
PITTSBURGH	17	5	5	10	8
SAN JOSE	4	0	1	1	0
ST LOUIS	3	0	0	0	0
TAMPA BAY	14	3	7	10	15
TORONTO	9	1	2	3	6
VANCOUVER	3	1	0	1	2
WASHINGTON	12	4	4	8	2
WINNIPEG	14	2	6	8	6
NHL TOTALS:	244	65	66	131	115

BOS. Collected 1st Maple Leafs playoff assist in GM #3 May 6 vs. BOS. Collected 2 assists in GM #6 May 12 vs. BOS.




CAREER: 2011-12: Played 43 games for Philadelphia collecting 24 points (11 goals, 13 assists) with 24 penalty minutes. Played 7 playoff games for Philadelphia collecting 2 points (1 goal, 1 assist) with 4 penalty minutes. Collected a season-high (tie) 3 points (2 goals, 1 assist) Oct. 27 vs. WPG. Collected a season-high (tie) 3 points (1 goal, 2 assists) Nov. 5 vs. CBJ. Scored 2 goals, including GWG, Jan. 5 vs. CHI. Missed 15 games (Jan. 14 - Feb. 16) due to concussion. Missed 19 regular season games and 4 playoff games (Mar. 4 - Apr. 18) with broken foot. **2010-11:** Played 75 games for Philadelphia collecting 40 points (21 goals, 19 assists) with 35 penalty minutes. Established career-highs for goals, points, penalty minutes and plus/minus. Registered a 5-game point-streak (Nov. 18 - 26) with 6 points (3 goals, 3 assists). Registered a 3-game goal-streak (Nov. 22 - 26) with 3 goals. Played 100th career NHL game Dec. 1 vs. BOS. Registered a 3-game point-streak (Mar. 24 - 27) with 5 points (3 goals, 2 assists). Scored 1st career hat-trick Mar. 26 at NYI. Played 11 playoff games for Philadelphia scoring 7 goals with 4 penalty minutes. Ranked 1st (tie) on Philadelphia in playoff goals. Scored a goal in each of the last 3 games in ECQF against BUF. Played 2 games for Team USA at IIHF World Championship scoring 1 goal with 2 penalty minutes. **2009-10:** Played 78 games for Philadelphia collecting 35 points (15 goals, 20 assists) with 30 penalty minutes. Ranked 1st (tie) on team in GWG (6). Ranked 1st (tie) among NHL rookies in GWG. Ranked 5th among NHL rookies in goals, 8th in points and assists. Registered 8 multi-

CHILDHOOD HOCKEY IDOL:
ADAM GRAVES

FAVOURITE OFFSEASON ACTIVITY:
TENNIS

FAVOURITE ROAD CITY:
MINNESOTA

FAVOURITE RESTAURANT:
CHIPOTLE



point games. Collected 1st NHL point (assist) in 1st NHL game Oct. 2 at CAR. Scored 1st NHL goal and collected an assist Oct. 24 vs. FLA (Tomas Vokoun). Tied an NHL record by scoring GWG in Philadelphia's 3rd consecutive victory Nov. 19 at LAK. Registered a 4-game point-streak (Nov. 12 - 20) with 4 points (3 goals, 1 assists). Named NHL Rookie of the Month (November) with 9 points (4 goals, 5 assists) in 12 games. Played 21 playoff games for Philadelphia collecting 6 points (3 goals, 3 assists) with 4 penalty minutes. Collected 1st career NHL playoff point (assist) in GM #2 of ECQF Apr. 16 vs. NJD. Scored 1st career NHL playoff goal in GM #7 of ECSC May 14 vs. BOS (Tuukka Rask). Collected 2 points (1 goal, 1 assist) in GM #1 of ECF May 16 vs. MTL. Scored a goal in GM #5 of SCF June 6 at CHI. **2008-09:** Played 36 games for the University of New Hampshire (HE) collecting 40 points (17 goals, 23 assists) with 47 penalty minutes. Ranked 1st on team in assists and points. Ranked 1st on team and 2nd in NCAA with 4 SHG. Named to New England Division 1 All-Star Team and Hockey East 2nd All-Star Team. After UNH season completed joined Philadelphia (AHL). Played 7 games for Philadelphia (AHL) collecting 2 points (1 goal, 1 assist) with 2 penalty minutes. Played 4 playoff games for Philadelphia (AHL) collecting 2 penalty minutes. Played 6 games for Team USA at IIHF World Junior Championship

collecting 10 points (6 goals, 4 assists) with 4 penalty minutes. Ranked 1st on Team USA in goals and 2nd in points. **2007-08:** Played 31 games for University of New Hampshire collecting 34 points (11 goals, 23 assists) with 36 penalty minutes. Ranked 4th in NCAA rookie scoring. Ranked 3rd on UNH in points. Ranked first among UNH rookies in points. Named to Hockey East All-Rookie Team. Named Hockey East Rookie of the Month (March). Played 6 games for Team USA at IIHF World Junior Championship collecting 11 points (5 goals, 6 assists). Ranked 1st on Team USA in goals and points. Named to the IIHF World Junior Championship Tournament All-Star Team. **2005-07:** Played two seasons for the United States National Development Team Program. **2006-07:** Played 7 games for Team USA at IIHF World Junior Championship scoring 1 goal with 2 penalty minutes. Played 7 games for Team USA at IIHF World Under-18 Championship collecting 12 points (5 goals, 7 assists). Ranked 1st (tie) in tournament scoring. Named Tournament MVP, Top Forward and selected to the Tournament All-Star Team. Won silver medal with Team USA. **2005-06:** Played 6 games for Team USA at 2006 IIHF World Under-18 Championship collecting 1 assist and won gold medal. Played in 2006 World Under-17 Hockey Challenge and won silver medal.

AMATEUR AND PRO RECORD			REGULAR SEASON												PLAYOFFS				
SEASON	CLUB	LEAGUE	GP	G	A	PTS	+/-	PIM	PP	SH	GW	S	S%	GP	G	A	PTS	PIM	
2005-06	USNTDP	U-17	11	7	5	12	--	18	--	--	--	--	--	--	--	--	--	--	
	USNTDP	U-18	14	1	3	4	--	6	--	--	--	--	--	--	--	--	--	--	
	USNTDP	NAHL	37	18	11	29	--	36	--	--	--	--	--	7	1	0	1	8	
	UNITED STATES	WJC-U18	6	0	1	1	--	2	--	--	--	--	--	--	--	--	--	--	
2006-07	USNTDP	U-18	39	25	28	53	--	48	--	--	--	--	--	--	--	--	--	--	
	USNTDP	NAHL	12	13	12	25	--	37	--	--	--	--	--	--	--	--	--	--	
	UNITED STATES	WJC	7	1	0	1	--	2	--	--	--	--	--	--	--	--	--	--	
	UNITED STATES	WJC-U18	7	5	7	12	--	4	--	--	--	--	--	--	--	--	--	--	
2007-08	NEW HAMPSHIRE	HE	31	11	23	34	--	36	--	--	--	--	--	--	--	--	--	--	
	UNITED STATES	WJC	6	5	6	11	--	2	--	--	--	--	--	--	--	--	--	--	
2008-09	PHILADELPHIA	AHL	7	1	1	2	--	2	--	--	--	--	--	4	0	0	0	2	
	NEW HAMPSHIRE	HE	36	17	23	40	--	47	--	--	--	--	--	--	--	--	--	--	
2009-10	UNITED STATES	WJC	6	6	4	10	--	4	--	--	--	--	--	--	--	--	--	--	
	PHILADELPHIA	NHL	78	15	20	35	-1	30	4	0	6	173	8.7	21	3	3	6	4	
2010-11	PHILADELPHIA	NHL	75	21	19	40	15	35	3	0	4	173	12.1	11	7	0	7	4	
	UNITED STATES	WC	2	1	0	1	--	2	--	--	--	--	--	--	--	--	--	--	
2011-12	PHILADELPHIA	NHL	43	11	13	24	-1	24	2	0	1	121	9.1	7	1	1	2	4	
	TORONTO	NHL	48	18	14	32	-7	26	5	0	3	140	12.9	7	2	5	7	4	
2012-13	NHL TOTALS		244	65	66	131	6	115	14	0	14	607	10.7	46	13	9	22	16	
	LEAFS TOTALS		48	18	14	32	-7	26	5	0	3	140	12.9	7	2	5	7	4	

NHL SINGLE GAME MILESTONES

HAT TRICKS 1 - Last: Mar. 26, 2011 (PHI) at NYI
MOST GOALS 3(1) - Last: Mar. 26, 2011 (PHI) at NYI
MOST ASSISTS 3(1) - Last: Nov. 2, 2009 (PHI) vs. TBL
MOST POINTS 3(5) - Last: Jan. 23, 2013 (TOR) at PIT (2G,1A)
*number of times occurred in parenthesis ().

LONGEST NHL STREAKS

POINTS 5 - Last: Apr. 4 - 13, 2013 (TOR) (2G,5A)
GOALS 3 - Last: Nov. 22 - 26, 2010 (PHI) (3G)
ASSISTS 4 - Last: Apr. 6 - 13, 2013 (TOR) (5A)

REGULAR SEASON OT GOALS

None

REGULAR SEASON PENALTY SHOTS

None

LEAFS SINGLE GAME MILESTONES


None
2(4) - Last: Apr. 20, 2013 at OTT
2(1) - Last: Apr. 13, 2013 vs. MTL
3(1) - Last: Jan. 23, 2013 at PIT (2G,1A)

LONGEST LEAFS STREAKS

5 - Last: Apr. 4 - 13, 2013 (2G,5A)
2 - Last: Feb. 19 - 21, 2013 (3G)
4 - Last: Apr. 6 - 13, 2013 (5A)

REGULAR SEASON SHOOTOUT ATTEMPTS

2009-10: None
2010-11: None
2011-12: Scored 1 goals in 2 attempts
2012-13: Did not score in 2 attempts
CAREER: Scored 1 goals in 4 attempts



BORN: Hamilton, Ontario, CAN
DATE: April 30, 1988
HEIGHT: 5'10"
WEIGHT: 175 lbs.
SHOOTS: Right
POSITION: Right Wing

★ **BECAME A LEAF:** Signed as a free agent by Toronto, March 28, 2012.

TRANSACTIONS: None.

★ **2012-13 SEASON:** In 1st full professional season played 55 games for the Toronto Marlies (AHL) collecting 33 points (13 goals, 20 assists) with 10 penalty minutes. Ranked 1st among all Marlies rookies in goals, assists and points. Scored 1st AHL goal Nov. 2 at Abbotsford. Began season on a 4-game point streak (Nov. 2 - 16) with 6 points (1 goal, 5 assists). Played 5 playoff games for the Marlies collecting 5 points (2 goals, 3 assists) with 2 penalty minutes. Collected a playoff-high 3 points (1 goal, 2 assists) May 18 at Grand Rapids.

★ **CAREER:** **2011-12:** Played 39 games for the University of Maine (HE) collecting 62 points (21 goals, 41 assists) with 34 penalty minutes. Served as an assistant captain for Maine. Ranked 1st in NCAA assists and points. Ranked 1st on team in assists and points. Ranked 2nd on team in goals. Named a top three finalist for the Hobey Baker

Award given annually to the top NCAA hockey player. Named to NCAA - East First All American Team. Named Hockey East Player of the Year. Selected to the Hockey East First All-Star Team. Named Hockey East Player of the Month for December and February. Named Hockey East Player of the Week on three occasions. After season finished at Maine signed ATO contract with the Toronto Marlies (AHL). Played 3 games for the Marlies collecting 1 assist. Played 5 playoff games for the Marlies. **2010-11:** Played 36 games for Maine collecting 40 points (17 goals, 23 assists) with 16 penalty minutes. Ranked 1st on the team in PPG (8). Ranked 2nd on the team in points. Ranked 3rd on the team in goals and assists. Named Hockey East Player of the Month for October. Named a Maine Scholar-Athlete Award winner. **2009-10:** Played 38 games for Maine collecting 28 points (9 goals, 19 assists) with 6 penalty minutes. Named a Maine Scholar-Athlete Award winner. Named to the Hockey East Academic Honor Roll. **2008-09:** Played 38 games for Maine collecting 16 points (7 goals, 9 assists) with 8 penalty minutes. Ranked 1st on the team in PPG (6).

AMATEUR AND PRO RECORD			REGULAR SEASON												PLAYOFFS				
SEASON	CLUB	LEAGUE	GP	G	A	PTS	+/-	PIM	PP	SH	GW	S	%	GP	G	A	PTS	PIM	
2005-06	HAMILTON	OPJHL	11	1	0	1	--	0	--	--	--	--	---	--	--	--	---	---	
2006-17	HAMILTON	OPJHL	49	32	43	75	--	22	--	--	--	--	---	--	--	--	---	---	
2007-08	HAMILTON	OPJHL	48	42	41	83	--	42	--	--	--	--	---	--	--	--	---	---	
2008-09	U. of MAINE	HE	38	7	9	16	--	8	--	--	--	--	---	--	--	--	---	---	
2009-10	U. of MAINE	HE	38	9	19	28	--	6	--	--	--	--	---	--	--	--	---	---	
2010-11	U. of MAINE	HE	36	17	23	40	--	16	--	--	--	--	---	--	--	--	---	---	
2011-12	TORONTO	AHL	3	0	1	1	--	0	--	--	--	--	---	5	0	0	0	0	
	U. of MAINE	HE	39	21	41	62	--	34	--	--	--	--	---	--	--	--	---	---	
2012-13	TORONTO	AHL	55	13	20	33	--	10	--	--	--	--	---	5	2	3	5	2	



BORN: Winnipeg Manitoba, CAN
DATE: April 1, 1991
HEIGHT: 6'3"
WEIGHT: 215 lbs.
SHOOTS: Left
POSITION: Right Wing

★ **BECAME A LEAF:** Acquired from Tampa Bay for Keith Aulie, February 28, 2012.

TRANSACTIONS: Originally Tampa Bay's second choice, 29th overall, in 2009 Entry Draft.

★ **2012-13 SEASON:** Played 53 games for the Toronto Marlies (AHL) collecting 19 points (11 goals, 8 assists) with 67 penalty minutes. Ranked 3rd on the Marlies in penalty minutes. Scored a season-high 2 goals Nov. 8 at Houston. Played 9 playoff games for the Marlies collecting 5 points (3 goals, 2 assists) with 4 penalty minutes.

★ **CAREER:** **2011-12:** Played 15 games for the Maple Leafs collecting 13 penalty minutes. Played 7 games with the Marlies collecting 3 points (2 goals, 1 assist) with 8 penalty minutes. Played 56 games for the Norfolk Admirals (AHL) collecting 35 points (19 goals, 16 assists) with 58 penalty minutes. Scored 1st Marlies goal, collected an assist and was (+1) Feb. 29 vs. Hamilton. Recalled from the Marlies Mar. 7. Made NHL debut with Maple Leafs and registered five hits Mar. 7 at PIT. Assigned to the Marlies Apr. 6. Played 6 playoff games for the Marlies collecting 3 points (1 goal, 2 assists) with 8 penalty minutes. Missed 11 playoff games due

to injury. **2010-11:** Split regular season between Regina and Tri-City (WHL). Played 62 WHL games collecting 71 points (33 goals, 38 assists) with 106 penalty minutes. Established WHL season highs for goals, assists and points. Played 10 playoff games for Tri-City collecting 8 points (3 goals, 5 assists) with 4 penalty minutes. After WHL season completed joined Norfolk (AHL). Played 2 playoff games for Norfolk while going scoreless. Played 7 games for Canada at IIHF World Junior Championship collecting 3 points (1 goal, 2 assists) with 6 penalty minutes. Won silver medal with Canada. **2009-10:** Split regular season between Lethbridge and Regina (WHL). Played 65 WHL games collecting 51 points (24 goals, 27 assists) with 109 penalty minutes. After WHL season completed joined Norfolk (AHL). Played 11 games for Norfolk scoring 1 goal with 6 penalty minutes. **2008-09:** Played 70 games for Lethbridge collecting 50 points (30 goals, 20 assists) with 93 penalty minutes. Played 11 playoff games for Lethbridge collecting 3 points (1 goal, 2 assists) with 15 penalty minutes. **2007-08:** Played 40 games for Lethbridge collecting 9 points (5 goals, 4 assists) with 21 penalty minutes. Played 19 playoff games for Lethbridge collecting 1 assist with 12 penalty minutes. **2006-07:** Played 2 games for Lethbridge.

AMATEUR AND PRO RECORD			REGULAR SEASON											PLAYOFFS				
SEASON	CLUB	LEAGUE	GP	G	A	PTS	+/-	PIM	PP	SH	GW	S	%	GP	G	A	PTS	PIM
2006-07	LETHBRIDGE	WHL	2	0	0	0	--	0	--	--	--	--	---	--	--	--	---	---
	SASKATOON	SMHL	41	28	38	66	--	99	--	--	--	--	---	--	--	--	---	---
2007-08	LETHBRIDGE	WHL	40	5	4	9	--	21	--	--	--	--	---	19	0	1	1	12
2008-09	LETHBRIDGE	WHL	70	30	20	50	--	93	--	--	--	--	---	11	1	2	3	15
2009-10	NORFOLK	AHL	11	1	0	1	--	6	--	--	--	--	---	--	--	--	---	---
	LETHBRIDGE	WHL	28	13	13	26	--	52	--	--	--	--	---	--	--	--	---	---
2010-11	REGINA	WHL	37	11	14	25	--	57	--	--	--	--	---	--	--	--	---	---
	NORFOLK	AHL	--	--	--	--	--	--	--	--	--	--	---	2	0	0	0	0
	REGINA	WHL	29	16	11	27	--	44	--	--	--	--	---	--	--	--	---	---
2011-12	TRI-CITY	WHL	33	17	27	44	--	62	--	--	--	--	---	10	3	5	8	4
	CANADA	WJC	7	1	2	3	--	6	--	--	--	--	---	--	--	--	---	---
	TORONTO	NHL	15	0	0	0	-10	13	0	0	0	22	0.0	--	--	--	---	---
	TORONTO	AHL	7	2	1	3	--	8	--	--	--	--	---	6	1	2	3	8
2012-13	NORFOLK	AHL	56	19	16	35	--	58	--	--	--	--	---	--	--	--	---	---
	TORONTO	AHL	53	11	8	19	--	67	--	--	--	--	---	9	3	2	5	4
	NHL TOTALS		102	11	26	37	7	18	1	0	1	114	9.6	14	0	2	2	2



BORN: Binghamton, New York, USA
DATE: April 30, 1993
HEIGHT: 6'3"
WEIGHT: 224 lbs.
SHOOTS: Right
POSITION: Right Wing

❖ **BECAME A LEAF:** Toronto's first choice, 22nd overall, in 2011 Entry Draft.

TRANSACTIONS: None.

❖ **2012-13 SEASON:** Played 60 games for Oshawa (OHL) collecting 53 points (26 goals, 27 assists) with 55 penalty minutes. Ranked 3rd on Oshawa in goals and points. Played 9 playoff games for Oshawa collecting 1 assist with 13 penalty minutes. After season completed with Oshawa joined the Toronto Marlies (AHL). Played 4 games for the Marlies scoring 1 goal. Played 1st career AHL game Apr. 14 at Abbotsford. Scored 1st AHL goal Apr. 21 vs. St. John's. Played 1 playoff game for the Marlies. Played 7 games for Team USA at 2013 IIHF World Junior Championship collecting 1 assist with 8 penalty minutes. Won gold medal with United States.

AMATEUR AND PRO RECORD			REGULAR SEASON											PLAYOFFS					
SEASON	CLUB	LEAGUE	GP	G	A	PTS	+/-	PIM	PP	SH	GW	S	%	GP	G	A	PTS	PIM	
2009-10	USNTDP	USHL	24	6	5	11	--	54	--	--	--	--	--	--	--	--	--	--	--
	USNTDP	U-17	20	10	4	14	--	31	--	--	--	--	--	--	--	--	--	--	--
	USNTDP	U-18	13	1	1	2	--	6	--	--	--	--	--	--	--	--	--	--	--
2010-11	USNTDP	USHL	20	7	4	11	--	41	--	--	--	--	--	--	--	--	--	--	--
	USNTDP	U-18	35	12	8	20	--	120	--	--	--	--	--	--	--	--	--	--	--
2011-12	U. OF MIAMI	CCHA	37	9	8	17	--	63	--	--	--	--	--	--	--	--	--	--	--
2012-13	TORONTO	AHL	4	1	0	1	--	0	--	--	--	--	--	1	0	0	0	0	0
	OSHAWA	OHL	60	26	27	53	--	55	--	--	--	--	--	9	0	1	1	13	13
	UNITED STATES	WJC	7	0	1	1	--	8	--	--	--	--	--	--	--	--	--	--	--



BORN: Toronto, Ontario, CAN
DATE: April 19, 1991
HEIGHT: 6'2"
WEIGHT: 190 lbs.
SHOOTS: Right
POSITION: Defence

❖ **BECAME A LEAF:** Toronto's third choice, 58th overall, in 2009 Entry Draft.

TRANSACTIONS: None.

❖ **2012-13 SEASON:** Played 61 games for the Toronto Marlies (AHL) collecting 11 points (4 goals, 7 assists) with 33 penalty minutes. Recalled from the Marlies Mar. 25 but did not play with Maple Leafs. Assigned to the Marlies Mar. 28. Collected a season-high 2 points (1 goal, 1 assist) Feb. 9 vs. Chicago (AHL). Played 4 playoff games for the Marlies collecting 1 assist. Ranked 1st (tie) among Marlies defencemen in playoff plus/minus (+2).

❖ **CAREER:** **2011-12:** Played 58 games for the Marlies collecting 16 points (1 goal, 15 assists) with 73 penalty minutes. Collected 1st Marlies point of the season Oct. 14 at Grand Rapids. Scored 1st AHL goal Feb. 10 vs. San Antonio. Played 6 playoff games for the Marlies collecting 1 assist with 4 penalty minutes. **2010-11:** Played 62 games for Owen Sound (OHL) collecting 54 points (10 goals,

44 assists) with 83 penalty minutes. Ranked 1st among Owen Sound defencemen in points and 3rd in assists. Played 22 playoff games for Owen Sound collecting 16 points (5 goals, 11 assists) with 14 penalty minutes. Played 4 Memorial Cup games for Owen Sound collecting 1 assist with 8 penalty minutes. **2009-10:** Played 6 games for the Toronto Marlies (AHL) collecting 1 assist. Collected 1st career AHL point (assist) Mar. 20 vs. Hamilton. Played 9 games with Windsor (OHL) collecting 3 assists with 12 penalty minutes. Traded from Windsor to Owen Sound. Played 48 games for Owen Sound collecting 30 points (6 goals, 24 assists) with 62 penalty minutes. Led all Owen Sound defencemen in goals. **2008-09:** Played 67 games for Windsor collecting 21 points (4 goals, 17 assists) with 54 penalty minutes. Ranked 4th on Windsor with a (+46) rating. Played 20 playoff games for Windsor collecting 4 assists and 18 penalty minutes. Played 5 Memorial Cup games for Windsor collecting 7 penalty minutes. Won Memorial Cup with Windsor. **2007-08:** Played 17 games with Windsor collecting 4 assists and 6 penalty minutes. Played 5 playoff games for Windsor collecting 1 assist and 2 penalty minutes.

AMATEUR AND PRO RECORD			REGULAR SEASON											PLAYOFFS					
SEASON	CLUB	LEAGUE	GP	G	A	PTS	+/-	PIM	PP	SH	GW	S	%	GP	G	A	PTS	PIM	
2007-08	WINDSOR	OHL	17	0	4	4	-	6	--	--	--	--	--	5	0	1	1	2	
2008-09	WINDSOR	OHL	67	4	17	21	-	54	--	--	--	--	--	20	0	4	4	18	
	MEMORIAL CUP		5	0	0	0	--	7	--	--	--	--	--	--	--	--	--	--	
2009-10	TORONTO	AHL	6	0	1	1	-	0	--	--	--	--	--	--	--	--	--	--	
	WINDSOR	OHL	9	0	3	3	-	12	--	--	--	--	--	--	--	--	--	--	
2010-11	OWEN SOUND	OHL	48	6	24	30	-	62	--	--	--	--	--	--	--	--	--	--	
	OWEN SOUND	OHL	62	10	44	54	-	83	--	--	--	--	--	22	5	11	16	14	
	MEMORIAL CUP		4	0	1	1	--	8	--	--	--	--	--	--	--	--	--	--	
2011-12	TORONTO	AHL	58	1	15	16	--	73	--	--	--	--	--	6	0	1	1	4	
2012-13	TORONTO	AHL	61	4	7	11	--	33	--	--	--	--	--	4	0	1	1	0	



BORN: Portage La Prairie, Manitoba, CAN
DATE: January 25, 1985
HEIGHT: 6'4"
WEIGHT: 220 lbs.
SHOOTS: Right
POSITION: Left Wing

★ **BECAME A LEAF:** Signed as a free agent by Toronto, July 10, 2013.


TRANSACTIONS: Edmonton's 12th choice, 278th overall, in 2003 Entry Draft. Signed as a free agent by Anaheim, July 22, 2008. Claimed on waivers by Carolina from Anaheim, November 16, 2010. Signed as a free agent by Anaheim, October 12, 2011.

★ **2012-13 SEASON:** Split season between Norfolk (AHL) and Portland (AHL). Played 47 games for Norfolk collecting 12 points (4 goals, 8 assists) with 111 penalty minutes. Loaned by Anaheim to Portland. Played 5 games for Portland collecting 4 points (3 goals, 1 assist) with 7 penalty minutes. Played 2 playoff games for Portland collecting 2 penalty minutes.

★ **CAREER:** **2011-12:** Played 69 games for Syracuse (AHL) collecting 15 points (5 goals, 10 assists) with 119 penalty minutes. Ranked 2nd on team in penalty minutes. Played 4 playoff games for Syracuse. **2010-11:** Split season between Anaheim and Carolina. Played a combined 59 games collecting 4 points (1 goal, 3 assists) with 61 penalty minutes. Played 1st 9 games of season for Anaheim before being claimed off waivers by Carolina, Nov. 16. Played 100th career NHL game Feb. 25 at PIT. Scored lone goal of season Mar. 9 vs. Atlanta. **2009-10:** Played 44 games for Anaheim collecting 7 points (5 goals, 2 assists) with 80 penalty minutes. Began season with San Antonio (AHL) playing 16 games collecting 3 points (2 goals, 1 assist) with 43 penalty minutes. Loaned to the Toronto Marlies (AHL) by Anaheim. Played 16 games for the Marlies collecting 10 points (6 goals, 4 assists) with 13 penalty minutes. Made season debut with Anaheim Dec. 29 vs. MIN after

being recalled from the Marlies Dec. 28. Collected 1st NHL point (assist) Jan. 7 vs. STL. Scored 1st career goal Jan. 17 vs. CGY (Curtis McElhinney) and 1st career GWG Jan. 19 vs. BUF. Scored 1st SHG of career Mar. 21 vs. COL. **2008-09:** Played 4 games for Anaheim. Made NHL debut Jan. 16 at PIT. Played 71 games for Iowa (AHL) collecting 27 points (15 goals, 12 assists) with 105 penalty minutes. **2007-08:** Played 62 games for Springfield (AHL) collecting 15 points (9 goals, 6 assists) with 108 penalty minutes. Ranked 3rd on Springfield in penalty minutes. **2006-07:** Split 1st professional season between Hamilton (AHL) and Stockton (ECHL). Played 20 games for Hamilton collecting 1 assist with 29 penalty minutes. Played 46 games for Stockton collecting 38 points (21 goals, 17 assists) with 80 penalty minutes. Played 6 playoff games for Stockton collecting 2 assists with 6 penalty minutes. **2005-06:** Played 72 games for Kelowna (WHL) collecting 53 points (28 goals, 25 assists) with 117 penalty minutes. Ranked 2nd on Kelowna in goals and penalty minutes. Established WHL career highs for goals, assists, points and penalty minutes. Played 12 playoff games collecting 9 points (5 goals, 4 assists) with 8 penalty minutes. Ranked 1st (tie) on team in playoff goals and 3rd in points. **2004-05:** Played 72 games for Kelowna collecting 48 points (24 goals, 24 assists) with 96 penalty minutes. Played 24 playoff games for Kelowna collecting 17 points (4 goals, 13 assists) with 26 penalty minutes. Played 3 Memorial Cup games for Kelowna and scored 2 goals. **2003-04:** Played 71 games for Kelowna collecting 20 points with 112 penalty minutes. Played 17 playoff games for Kelowna collecting 10 points (7 goals, 3 assists). Played 4 Memorial Cup games for Kelowna. Won Memorial Cup with Kelowna. **2002-03:** In 1st season with Kelowna played 35 games collecting 8 points (4 goals, 4 assists) with 36 penalty minutes. Played 11 playoff games for Kelowna collecting 2 points (1 goal, 1 assist) with 2 penalty minutes.

AMATEUR AND PRO RECORD			REGULAR SEASON													PLAYOFFS				
SEASON	CLUB	LEAGUE	GP	G	A	PTS	+/-	PIM	PP	SH	GW	S	%	GP	G	A	PTS	PIM		
2002-03	KELOWNA	WHL	35	4	4	8	--	36	--	--	--	--	---	11	1	1	2	2		
2003-04	KELOWNA	WHL	71	8	12	20	--	112	--	--	--	--	---	17	7	3	10	6		
	MEMORIAL CUP		4	0	0	0	--	0	--	--	--	--	---	--	--	--	--	--		
2004-05	KELOWNA	WHL	72	24	24	48	--	96	--	--	--	--	---	24	4	13	17	26		
	MEMORIAL CUP		3	2	0	2	--	0	--	--	--	--	---	--	--	--	--	--		
2005-06	KELOWNA	WHL	72	28	25	53	--	117	--	--	--	--	---	12	5	4	9	8		
2006-07	HAMILTON	AHL	20	0	1	1	--	29	--	--	--	--	---	--	--	--	--	--		
	STOCKTON	ECHL	46	21	17	38	--	80	--	--	--	--	---	6	0	2	2	6		
2007-08	SPRINGFIELD	AHL	62	9	6	15	--	108	--	--	--	--	---	--	--	--	--	--		
2008-09	ANAHEIM	NHL	4	0	0	0	0	0	0	0	5	0.0	--	--	--	--	--	--		
	IOWA	AHL	71	15	12	27	--	105	--	--	--	--	---	--	--	--	--	--		
2009-10	ANAHEIM	NHL	44	5	2	7	-8	80	0	1	1	58	8.6	--	--	--	--	--		
	SAN ANTONIO	AHL	16	2	1	3	--	43	--	--	--	--	---	--	--	--	--	--		
	TORONTO	AHL	16	6	4	10	--	13	--	--	--	--	---	--	--	--	--	--		
2010-11	ANAHEIM	NHL	9	0	1	1	-3	7	0	0	0	5	0.0	--	--	--	--	--		
	CAROLINA	NHL	50	1	2	3	-4	54	0	0	0	39	2.6	--	--	--	--	--		
2011-12	SYRACUSE	AHL	69	5	10	15	--	119	--	--	--	--	---	4	0	0	0	0		
2012-13	NORFOLK	AHL	47	4	8	12	--	111	--	--	--	--	---	--	--	--	--	--		
	PORTLAND	AHL	5	3	1	4	--	7	--	--	--	--	---	2	0	0	0	2		
	NHL TOTALS		107	6	5	11	-15	141	0	1	1	107	5.6	--	--	--	--	--		



BORN: Mississauga, Ontario, CAN
DATE: January 4, 1993
HEIGHT: 6'3"
WEIGHT: 235 lbs.
SHOOTS: Left
POSITION: Left Wing

★ **BECAME A LEAF:** Toronto's sixth choice, 152nd overall, in 2011 Entry Draft.

TRANSACTIONS: None.

★ **2012-13 SEASON:** Played 67 games for Sault Ste. Marie (OHL) collecting 54 points (17 goals, 37 assists) with 77 penalty minutes. Ranked 3rd on Sault Ste. Marie in assists. Played 6 playoff games for Sault Ste. Marie collecting 2 assists with 21 penalty minutes. Ranked 1st on Sault Ste. Marie in playoff penalty minutes. After season completed with Sault Ste. Marie joined the Toronto Marlies (AHL). Played 7 games for the Marlies collecting 15 penalty minutes. Played 3 playoff games for the Marlies collecting 2 penalty minutes.

★ **CAREER:** **2011-12:** Played 59 games for Sault Ste. Marie collecting 33 points (8 goals, 25 assists) with 81 penalty minutes. After season completed with Sault Ste. Marie joined the Marlies. Played 3 games for the Marlies collecting 5 penalty minutes. Made AHL debut Mar. 24 at Lake Erie. Played 2 playoff games for the Marlies. **2010-11:** Split season between Erie (OHL) and Sault Ste. Marie. Played 41 games for Erie collecting 22 points (8 goals, 14 assists) with 51 points. Played 24 games for Sault Ste. Marie collecting 12 points (5 goals, 7 assists) with 34 penalty minutes. **2009-10:** In 1st full season in OHL with Erie played 64 games collecting 18 points (9 goals, 9 assists) with 42 penalty minutes. Played 4 playoff games for Erie collecting 2 penalty minutes.

AMATEUR AND PRO RECORD			REGULAR SEASON												PLAYOFFS							
SEASON	CLUB	LEAGUE	GP	G	A	PTS	+/-	PIM	PP	SH	GW	S	%	GP	G	A	PTS	PIM				
2009-10	ERIE	OHL	64	9	9	18	--	42	--	--	--	--	---	4	0	0	0	2				
2010-11	ERIE	OHL	41	8	14	22	--	51	--	--	--	--	---	--	--	--	--	---				
	SAULT STE. MARIE	OHL	24	5	7	12	--	34	--	--	--	--	---	--	--	--	--	---				
2011-12	TORONTO	AHL	3	0	0	0	--	5	--	--	--	--	---	2	0	0	0	0				
	SAULT STE. MARIE	OHL	59	8	25	33	--	81	--	--	--	--	---	--	--	--	--	---				
2012-13	TORONTO	AHL	7	0	0	0	--	15	--	--	--	--	---	3	0	0	0	2				
	SAULT STE. MARIE	OHL	67	17	37	54	--	77	--	--	--	--	---	6	0	2	2	21				



BORN: Stouffville, Ontario, CAN
DATE: February 4, 1992
HEIGHT: 6'
WEIGHT: 207 lbs.
SHOOTS: Right
POSITION: Centre

❖ **BECAME A LEAF:** Toronto's fifth choice, 144th overall, in 2010 Entry Draft.

TRANSACTIONS: None.

❖ **2012-13 SEASON:** Played 19 games for the Toronto Marlies (AHL) collecting 4 points (2 goals, 2 assists) with 18 penalty minutes. Played 50 games for Idaho (ECHL) collecting 37 points (16 goals, 21 assists) with 70 penalty minutes. Began season with Idaho. Assigned to the Marlies Mar. 1. Collected 1st AHL point (assist) in 1st career AHL game Mar. 2 vs. Binghamton. Scored 1st AHL goal Mar. 23 at Milwaukee. Played 5 playoff games for the Marlies.

❖ **CAREER:** **2011-12:** Played 68 games for Brampton (OHL) collecting 67 points (37 goals, 30 assists) with 104 penalty minutes. Named 11th

captain of Brampton Battalion. Ranked 1st on team in goals, assists, points, penalty minutes and PPG (11). Played 8 playoff games for Brampton collecting 8 points (4 goals, 4 assists) with 16 penalty minutes. Ranked 1st on team in playoff goals, points and penalty minutes. **2010-11:** Played 59 games for Brampton collecting 39 points (16 goals, 23 assists) with 74 penalty minutes. Ranked 3rd (tie) on team in points. Played 4 playoff games for Brampton collecting 1 assist with 4 penalty minutes. **2009-10:** Played 66 games for Brampton collecting 42 points (21 goals, 21 assists) with 96 penalty minutes. Ranked 2nd on the team in goals, assists, points and penalty minutes. Played 8 playoff games for Brampton collecting 4 points (2 goals, 2 assists) with 8 penalty minutes. **2008-09:** Played 61 games for Brampton collecting 21 points (10 goals, 11 assists) with 47 penalty minutes. Played 21 playoff games for Brampton scoring 1 goal with 16 penalty minutes.

AMATEUR AND PRO RECORD			REGULAR SEASON											PLAYOFFS				
SEASON	CLUB	LEAGUE	GP	G	A	PTS	+/-	PIM	PP	SH	GW	S	5%	GP	G	A	PTS	PIM
2008-09	BRAMPTON	OHL	61	10	11	21	--	47	--	--	--	--	---	21	1	0	1	16
2009-10	BRAMPTON	OHL	66	21	21	42	--	96	--	--	--	--	---	8	2	2	4	8
2010-11	BRAMPTON	OHL	59	16	23	39	--	74	--	--	--	--	---	4	0	1	1	4
2011-12	BRAMPTON	OHL	68	37	30	67	--	104	--	--	--	--	---	8	4	4	8	16
2012-13	TORONTO	AHL	19	2	2	4	--	18	--	--	--	--	---	5	0	0	0	0
	IDAHO	ECHL	50	16	21	37	--	70	--	--	--	--	---	--	--	--	--	--



BORN: Thornhill, Ontario, CAN
DATE: July 29, 1992
HEIGHT: 6' 5"
WEIGHT: 213 lbs.
SHOOTS: Left
POSITION: Centre

❖ **BECAME A LEAF:** Signed as a free agent by Toronto, September 24, 2010.

TRANSACTIONS: None.

❖ **2012-13 SEASON:** In 1st professional season played 15 games for Toronto Marlies (AHL) collecting 2 points (1 goal, 1 assist) with 17 penalty minutes. Scored 1st career AHL goal Feb. 16 vs. Hershey. Played 23 games for San Francisco (ECHL) collecting 14 points (3 goals, 11 assists) with 28 penalty minutes.

❖ **CAREER:** **2011-12:** Played 52 games for Kitchener (OHL) collecting 47 points (24 goals, 23 assists) with 74 penalty minutes. Ranked 1st on team in PPG (10). Played 15 playoff games for Kitchener collecting 11 points (4 goals, 7 assists) with 20 penalty minutes. Ranked 2nd on team in playoff PPG (4). **2010-11:** Played 55 games for Kitchener collecting 23 points (12 goals, 11 assists) with 74 penalty minutes. Played 7 playoff games for Kitchener collecting 2 points (1 goal, 1 assist) with 6 penalty minutes. After season completed with Kitchener played 2 games for the Marlies collecting 1 assist. Collected 1st AHL point in 1st AHL game Apr. 9 vs. Rochester. **2009-10:** Played 68 games for Kitchener collecting 12 points (8 goals, 4 assists) with 42 penalty minutes. Played 20 playoff games for Kitchener collecting 3 points (1 goal, 2 assists) with 11 penalty minutes.

AMATEUR AND PRO RECORD			REGULAR SEASON											PLAYOFFS				
SEASON	CLUB	LEAGUE	GP	G	A	PTS	+/-	PIM	PP	SH	GW	S	5%	GP	G	A	PTS	PIM
2009-10	KITCHENER	OHL	68	8	4	12	--	42	--	--	--	--	---	20	1	2	3	11
2010-11	TORONTO	AHL	2	0	1	1	--	0	--	--	--	--	---	--	--	--	---	--
	KITCHENER	OHL	55	12	11	23	--	74	--	--	--	--	---	7	1	1	2	6
2011-12	KITCHENER	OHL	52	24	23	47	--	74	--	--	--	--	---	15	4	7	11	20
2012-13	TORONTO	AHL	15	1	1	2	--	17	--	--	--	--	---	--	--	--	---	--
	SAN FRANCISCO	ECHL	23	3	11	14	--	28	--	--	--	--	---	--	--	--	---	--



BORN: Binghamton, New York, USA
DATE: February 19, 1991
HEIGHT: 5'11"
WEIGHT: 213 lbs.
SHOOTS: Left
POSITION: Left Wing

★ **BECAME A LEAF:** Toronto's sixth choice, 158th overall, in 2009 Entry Draft.


TRANSACTIONS: None.

★ **2012-13 SEASON:** Played 70 games for the Toronto Marlies (AHL) collecting 29 points (17 goals, 12 assists) with 40 penalty minutes. Ranked 2nd on the Marlies in goals. Scored a season-high 2 goals Mar. 17 at Lake Erie. Played 9 playoff games for the Marlies collecting 9 points (1 goal, 8 assists) with 10 penalty minutes. Ranked 1st on the Marlies in playoff assists, points (tie) and plus/minus (+5). Collected 2 assists in a playoff game on 2 occasions (Apr. 27 at Rochester, May 11 vs. Grand Rapids).

★ **CAREER: 2011-12:** Played 76 games for the Marlies collecting 41 points (15 goals, 26 assists) with 39 penalty minutes. 1 of 2 Marlies players to play in all 76 regular season games. Ranked 3rd (tie) on the Marlies in assists and 5th in points. Collected 3 points (1 goal, 2 assists) and a (+3) rating Oct. 16 vs. Lake Erie. Registered a 5-game point-streak (Nov. 20 – Dec. 3) with 5 points (2 goals, 3 assists). Collected 3 assists and a (+3) rating Jan. 21 at Hamilton (Outdoor Classic). Collected 3 points (2 goals, 1 assist) Feb. 20 vs. Lake Erie. Played 17

playoff games for the Marlies collecting 13 points (8 goals, 5 assists) with 12 penalty minutes. Ranked 1st on team in playoff plus/minus (+12). Ranked 2nd on team in playoff goals and 2nd (tie) in points. **2010-11:** Played 43 games for the Toronto Marlies (AHL) collecting 15 points (5 goals, 10 assists) with 23 penalty minutes. Played 21 games for the Kitchener Rangers (OHL) collecting 28 points (12 goals, 16 assists) with 12 penalty minutes. Played 7 playoff games for Kitchener collecting 9 points (6 goals, 3 assists). Led Kitchener in playoff goals and ranked 3rd on team in points. Won the bronze medal with Team USA at IIHF World Junior Championship. Played 6 games for Team USA collecting 2 points (1 goal, 1 assist) and 2 penalty minutes. **2009-10:** Played 35 games for Rensselaer Polytechnic Institute (ECAC) collecting 34 points (10 goals, 24 assists) with 37 penalty minutes. Ranked 5th nationally in points per game by a rookie (0.97) and led R.P.I. in GWG (3). Selected to the ECAC All-Rookie Team and was named the ECAC Hockey's Rookie of the Year. Won the gold medal with Team USA at IIHF World Junior Championship. Played 7 games for Team USA collecting 12 points (6 goals, 6 assists). Ranked 3rd (tie) in tournament scoring. **2008-09:** Played 53 games for the U.S. National Under-18 Team collecting 56 points (23 goals, 33 assists) with 61 penalty minutes. Ranked 1st (tie) on the team in assists and second in points.

AMATEUR AND PRO RECORD													REGULAR SEASON					PLAYOFFS				
SEASON	CLUB	LEAGUE	GP	G	A	PTS	+/-	PIM	PP	SH	GW	S	5%	GP	G	A	PTS	PIM				
2007-08	USNTDP	NAHL	44	5	12	17	--	59	--	--	--	--	--	--	--	--	--	6				
	USNTDP	U-17	17	5	4	9	--	10	--	--	--	--	--	--	--	--	--	--				
2008-09	USNTDP	NAHL	11	8	6	14	--	4	--	--	--	--	--	--	--	--	--	--				
	USNTDP	U-18	42	15	27	42	--	57	--	--	--	--	--	--	--	--	--	--				
2009-10	R.P.I.	ECAC	35	10	24	34	--	37	--	--	--	--	--	--	--	--	--	--				
	UNITED STATES	WJC	7	6	6	12	--	0	--	--	--	--	--	--	--	--	--	--				
2010-11	TORONTO	AHL	43	5	10	15	--	23	--	--	--	--	--	--	--	--	--	--				
	KITCHENER	OHL	21	12	16	28	--	12	--	--	--	--	--	7	6	3	9	0				
	UNITED STATES	WJC	6	1	1	2	--	2	--	--	--	--	--	--	--	--	--	--				
2011-12	TORONTO	AHL	76	15	26	41	--	39	--	--	--	--	--	17	8	5	13	12				
2012-13	TORONTO	AHL	70	17	12	29	--	40	--	--	--	--	--	9	1	8	9	10				



BORN: Mississauga, Ontario, CAN
DATE: February 20, 1991
HEIGHT: 6'5"
WEIGHT: 220 lbs.
SHOOTS: Left
POSITION: Left Wing

★ **BECAME A LEAF:** Toronto's fourth choice, 68th overall, in 2009 Entry Draft.

TRANSACTIONS: None.

★ **2012-13 SEASON:** In 1st professional season played 22 games for the Toronto Marlies (AHL) collecting 5 points (2 goals, 3 assists) with 41 penalty minutes. Scored 1st career AHL goal and point Feb. 6 vs. Hamilton. Played 12 games for San Francisco (ECHL) collecting 1 goal and 45 penalty minutes.

★ **CAREER: 2011-12:** Played 59 games for Plymouth (OHL) collecting 45 points (23 goals, 22 assists) with 104 penalty minutes. Played 13 playoff games for Plymouth collecting 3 points (2 goals, 1 assist) with 19 penalty minutes. Ranked 3rd on

team in playoff penalty minutes. **2010-11:** Played 63 games for Plymouth collecting 38 points (18 goals, 20 assists) with 131 penalty minutes. Ranked 1st on team in penalty minutes. Played 10 playoff games for Plymouth collecting 5 points (2 goals, 3 assists) with 19 penalty minutes. Ranked 1st on team in playoff penalty minutes. **2009-10:** Played 51 games for Plymouth collecting 14 points (6 goals, 8 assists) with 84 penalty minutes. Played 9 playoff games for Plymouth collecting 1 assist with 12 penalty minutes. After season with Plymouth completed joined the Toronto Marlies (AHL). Played 2 games for the Marlies collecting 4 penalty minutes. Played 1st career AHL game Apr. 10 vs. Hamilton. **2008-09:** Played 64 games for Plymouth collecting 17 points (5 goals, 12 assists) with 92 penalty minutes. Played 11 playoff games for Plymouth collecting 17 penalty minutes.

AMATEUR AND PRO RECORD			REGULAR SEASON													PLAYOFFS				
SEASON	CLUB	LEAGUE	GP	G	A	PTS	+/-	PIM	PP	SH	GW	S	5%	GP	G	A	PTS	PIM		
2008-09	PLYMOUTH	OHL	64	5	12	17	--	92	--	--	--	--	--	11	0	0	0	1		
2009-10	TORONTO	AHL	2	0	0	0	--	4	--	--	--	--	--	--	--	--	--	--		
	PLYMOUTH	OHL	51	6	8	14	--	84	--	--	--	--	--	9	0	1	1	1		
2010-11	PLYMOUTH	OHL	63	18	20	38	--	131	--	--	--	--	--	10	2	3	5	1		
2011-12	PLYMOUTH	OHL	59	23	22	45	--	104	--	--	--	--	--	13	2	1	3	1		
2012-13	TORONTO	AHL	22	2	3	5	--	41	--	--	--	--	--	--	--	--	--	--		
	SAN FRANCISCO	ECHL	12	1	0	1	--	45	--	--	--	--	--	--	--	--	--	--		



BORN: Karkkila, Finland
DATE: December 27, 1992
HEIGHT: 6'1"
WEIGHT: 195 lbs.
CATCHES: Left
POSITION: Goaltender

❖ **BECAME A LEAF:** Signed as a free agent by Toronto, July 19, 2013.

TRANSACTIONS: Originally Los Angeles' first choice, 49th overall, in 2011 Entry Draft.

❖ **2012-13 SEASON:** Played 41 games for Chicoutimi (QMJHL) compiling a record of 17-18-4 with a 3.08 goals against average, a .902 save percentage and 4 shutouts. Named CHL Goaltender of the Week for period ending Jan. 6. Twice named QMJHL Third Star of the Week for periods ending Dec. 30 and Jan. 6. Played 6 playoff games for Chicoutimi compiling a record of 2-4 with a 3.87 goals against average and a .898 save percentage.

❖ **CAREER:** **2011-12:** Played 48 games for Chicoutimi compiling a record of 27-17-4 with a 2.97 goals against average, a .893 save percentage and 3 shutouts. Played 18 playoff games for Chicoutimi compiling a record of 9-9 with a 3.12 goals against average, a .898 save percentage and 1 shutout.

Named CHL Goaltender of the Week for the period ending Mar. 25. Played 2 games for Finland at IIHF World Hockey Championship compiling a record of 1-1-0, a 4.50 goals against average and a .866 save percentage. **2010-11:** Played 37 games for Chicoutimi compiling a record of 14-15-8 with a 2.42 goals against average, a .920 save percentage and 4 shutouts. Twice named CHL Goaltender of the Week for periods ending Jan. 9 and Feb. 27. Named QMJHL Third Star of the Month for January. Played in CHL Top Prospects Game. Played 4 playoff games for Chicoutimi compiling a record of 0-4 with a 5.20 goals against average and an .865 save percentage. Named to QMJHL First All-Star Team. First goaltender from CHL selected in NHL Entry Draft. **2009-10:** Played 29 games for Chicoutimi in 1st QMJHL season compiling a record of 8-19-0 with a 3.50 goals against average, a .844 save percentage with 2 shutouts. Named CHL Goaltender of the Week for period ending Oct. 11. Played 4 playoff games for Chicoutimi compiling a record of 2-1 with a 3.39 goals against average and a .871 save percentage.

AMATEUR AND PRO RECORD			REGULAR SEASON								PLAYOFFS							
SEASON	CLUB	LEAGUE	GP	MINS	W	L	OT	GA	SO	AVG.	GP	MINS	W	L	GA	SO	AVG.	
2009-10	CHICOUTIMI	QMJHL	29	1592	8	19	0	93	2	3.50	4	230	2	1	13	0	3.39	
2010-11	CHICOUTIMI	QMJHL	37	2235	14	15	8	90	4	2.42	4	219	0	4	19	0	5.20	
2011-12	CHICOUTIMI	QMJHL	48	2809	27	17	4	139	3	2.97	18	1116	9	9	58	1	3.12	
	FINLAND	WJC	2	120	1	1	0	9	0	4.50	-	-	-	-	-	-	-	
2012-13	CHICOUTIMI	QMJHL	41	2279	17	18	4	117	4	3.08	6	356	2	4	23	0	3.87	



BORN: Gallivare, Sweden
DATE: August 27, 1992
HEIGHT: 6'3"
WEIGHT: 205 lbs.
SHOOTS: Right
POSITION: Defence

❖ **BECAME A LEAF:** Toronto's fourth choice, 116th overall, in 2010 Entry Draft.


TRANSACTIONS: None.

❖ **2012-13 SEASON:** Played 13 games for Skelleftea (SEL) collecting 4 penalty minutes. Played 13 playoff games for Skelleftea collecting 2 assists with 10 penalty minutes. Won Swedish Elite League championship with Skelleftea. Played 3 games for Skelleftea Jr. (SWE-JR) collecting 1 assist with 2 penalty minutes. Played 10 games for Sweden at IIHF World Championship collecting 1 assist with 2 penalty minutes. Won gold medal with Sweden.

❖ **CAREER:** **2011-12:** Played 38 games for Skelleftea collecting 4 points (1 goal, 3 assists) with 10 penalty minutes. Played 19 playoff games for Skelleftea collecting 2 points (1 goal, 1 assist)

with 12 penalty minutes. Played 3 games for Sundsvall (SWE-2) collecting 6 penalty minutes. Played 5 games for Skelleftea Jr. collecting 6 points (2 goals, 4 assists) with 6 penalty minutes. Played 5 games for Sweden at IIHF World Junior Championship collecting 1 assist with 4 penalty minutes. Won gold medal with Sweden. **2010-11:** Played 23 games for Skelleftea collecting 1 assist with 6 penalty minutes. Played 11 playoff games for Skelleftea collecting 1 assist with 2 penalty minutes. Played 1 game for Pitea (SWE-3). Played 34 games for Skelleftea Jr. collecting 8 points (2 goals, 6 assists) with 16 penalty minutes. Played 5 playoff games for Skelleftea Jr. collecting 1 assist. **2009-10:** Played 1 game for Skelleftea. Played 40 games for Skelleftea Jr. collecting 9 points (2 goals, 7 assists) with 39 penalty minutes. Played 4 playoff games for Skelleftea Jr. collecting 1 goal and 4 penalty minutes. **2008-09:** Played 4 games for Skelleftea Jr. collecting 6 penalty minutes.

AMATEUR AND PRO RECORD			REGULAR SEASON											PLAYOFFS				
SEASON	CLUB	LEAGUE	GP	G	A	PTS	+/-	PIM	PP	SH	GW	S	S%	GP	G	A	PTS	PIM
2008-09	SKELLEFTEA JR.	SWE-JR.	4	0	0	0	--	0	--	--	--	--	--	2	0	0	0	6
2009-10	SKELLEFTEA	SWE	1	0	0	0	--	0	--	--	--	--	--	--	--	--	--	--
	SKELLEFTEA JR.	SWE-JR.	40	2	7	9	--	39	--	--	--	--	--	4	1	0	1	4
2010-11	SKELLEFTEA	SWE	23	0	1	1	--	6	--	--	--	--	--	11	0	1	1	2
	PITEA	SWE-3	1	0	0	0	--	0	--	--	--	--	--	--	--	--	--	--
	SKELLEFTEA JR.	SWE-JR.	34	2	6	8	--	16	--	--	--	--	--	5	0	1	1	0
2011-12	SKELLEFTEA	SWE	38	1	3	4	--	10	--	--	--	--	--	19	1	1	2	12
	SUNDSVALL	SWE-2	3	0	0	0	--	6	--	--	--	--	--	--	--	--	--	--
	SKELLEFTEA JR.	SWE-JR.	5	2	4	6	--	6	--	--	--	--	--	--	--	--	--	--
	SWEDEN	WJC	5	0	1	1	--	4	--	--	--	--	--	--	--	--	--	--
2012-13	SKELLEFTEA	SWE	13	0	0	0	--	4	--	--	--	--	--	13	0	2	2	10
	SKELLEFTEA JR.	SWE-JR.	3	0	1	1	--	2	--	--	--	--	--	--	--	--	--	--
	SWEDEN	WC	10	0	1	1	--	2	--	--	--	--	--	--	--	--	--	--




BORN: Innisfil, Ontario, CAN
DATE: May 26, 1993
HEIGHT: 6'2"
WEIGHT: 195 lbs.
SHOOTS: Left
POSITION: Left Wing

★ **BECAME A LEAF:** Toronto's third choice, 86th overall, in 2011 Entry Draft.

TRANSACTIONS: None.

★ **2012-13 SEASON:** Split OHL season between Sudbury and Kitchener. Played 34 games for Sudbury collecting 44 points (19 goals, 25 assists) with 34 penalty minutes. Named OHL Player of the Week for the period ending Oct. 7 after playing 3 games and scoring 6 goals with a (+5) rating. Played 2 games for the OHL in the Canada-Russia Subway Super Series. Acquired by Kitchener from Sudbury. Played 29 games for Kitchener collecting 29 points (10 goals, 19 assists) with 18 penalty minutes. Ranked 1st on Kitchener in season total assists (44) and points (73). Played 10 playoff games for Kitchener collecting 12 points (3 goals, 9 assists) with 8 penalty minutes. Ranked 1st (tie) in playoff points. After season completed with Kitchener joined the Toronto Marlies (AHL). Played 4 games for the Marlies collecting 2 assists with 2 penalty minutes. Collected 1st AHL point (assist) Apr. 16 vs. Oklahoma City. Played 3 playoff games for the Marlies collecting 1 assist.

AMATEUR AND PRO RECORD			REGULAR SEASON											PLAYOFFS				
SEASON	CLUB	LEAGUE	GP	G	A	PTS	+/-	PIM	PP	SH	GW	S	5%	GP	G	A	PTS	PIM
2010-11	SUDBURY	OHL	64	13	17	30	--	37	--	--	--	--	---	8	6	7	13	4
2011-12	TORONTO	AHL	1	0	0	0	--	0	--	--	--	--	---	--	--	--	---	---
	SUDBURY	OHL	66	32	41	73	--	61	--	--	--	--	---	4	2	1	3	6
2012-13	TORONTO	AHL	4	0	2	2	--	2	--	--	--	--	---	3	0	1	1	0
	SUDBURY	OHL	34	19	25	44	--	34	--	--	--	--	---	--	--	--	---	---
	KITCHENER	OHL	29	10	19	29	--	18	--	--	--	--	---	10	3	9	12	8



BORN: Charlottetown, P.E.I., CAN
DATE: June 24, 1983
HEIGHT: 6'1"
WEIGHT: 190 lbs.
CATCHES: Left
POSITION: Goaltender

★ **BECAME A LEAF:** Signed as a free agent by Toronto, April 2, 2013.


TRANSACTIONS: Originally Detroit's second choice, 121st overall, in 2001 Entry Draft. Traded to Vancouver by Detroit for future considerations, September 12, 2006. Signed as a free agent by Nashville, July 1, 2008. Signed as a free agent by Atlanta, July 6, 2009. Traded to Montreal by Atlanta for Brett Festerling, February 28, 2011. Signed as a free agent by Buffalo, July 7, 2011. Signed as a free agent by Poprad (KHL), June 3, 2012.

★ **2012-13 SEASON:** Began season with Prague (KHL) playing 2 games compiling a record of 0-1-1, a .292 goals against average and a .891 save percentage. Played 10 games for Reading (ECHL) compiling a record of 6-3-1, a .193 save percentage and a .931 save percentage. Signed a PTO contract with the Toronto Marlies (AHL) Feb. 13. Played 21 games for the Marlies compiling a record of 13-5-3, a .183 goals against average and a .931 goals against average. Signed a contract with Maple Leafs Apr. 2. Played 9 playoff games for the Marlies compiling a record of 5-4, a 2.85 goals against average, a .913 save percentage and 1 shutout.

★ **CAREER:** **2011-12:** Played 2 games for Buffalo compiling a 1.38 goals against average and a .944 save percentage. Played 23 games for Rochester (AHL) compiling a record of 8-12-2, a 3.19 goals against average, a .899 save percentage and 1 shutout. **2010-11:** Played 20 games for Chicago (AHL) compiling a record of 12-5-1 with a 2.91 goals against average and a .906 save percentage. Played 21 games for Hamilton compiling a record of 12-6-2 with a 1.89 goals against average and a .938 save percentage. Played 20 playoff games for Hamilton compiling a record of 11-9 with a 1.95 goals against average, a .930 save percentage and 1 shutout. **2009-10:** Played 41 games for Chicago (AHL) compiling a record of 20-17-2 with a 2.54 goals against average, a .917 save percentage and 3 shutouts. Played 5 playoff games for Chicago (AHL) compiling a record of 1-2, a 2.90 goals against average, a .901 save percentage and 1 shutout. **2008-09:** Played for Milwaukee (AHL)

and established personal AHL career highs in a season for games played (55), wins (34) and shutouts (4). Ranked 1st in AHL wins. Played 11 playoff games for Milwaukee compiling a record of 7-4 with a 1.65 goals against average, a .931 save percentage and 1 shutout. Named to AHL Second All-Star Team. **2007-08:** Played 2 games for Vancouver compiling a record of 0-1-0 with a 2.95 goals against average and a .864 save percentage. Made NHL debut stopping 9 of 11 shots in relief of Curtis Sanford Dec. 13 at San Jose. Played 46 games for Manitoba (AHL) compiling a record of 25-18-2 with a 2.32 goals against average, a .921 save percentage and 2 shutouts. Became 9th goaltender in AHL history to be credited with a goal, which was a GWG in OT Feb. 20, 2008 at Chicago (AHL). Named to AHL Second All-Star Team. Selected to play for Team Canada at AHL All-Star Classic. **2006-07:** Played 41 games for Manitoba compiling a record 24-12-2 with a 2.17 goals against average, a .922 save percentage and 3 shutouts. Played 11 playoff games for Manitoba compiling a record of 4-6 with a 1.99 goals against average, a .928 save percentage and 1 shutout. **2005-06:** Played 13 games for Grand Rapids compiling a record of 8-4-0 with a 2.91 goals against average and a .897 save percentage. Played 33 games for Toledo compiling a record of 24-7-2 with a 2.06 goals against average, a .926 save percentage and 2 shutouts. Played 5 playoff games for Grand Rapids compiling a record of 3-1 with a 1.62 goals against average and a .940 save percentage. Played 6 playoff games for Toledo compiling a record of 5-1 with a 2.00 goals against average and a .924 save percentage. **2004-05:** Played 24 games for Grand Rapids compiling a record of 7-8-0 with a 2.69 goals against average, .902 save percentage and 1 shutout. Played 2 games for Toledo compiling 1 loss with a 4.12 goals against average and a .850 save percentage. **2003-04:** Played 11 games for Toledo compiling a record of 6-4-0 with a 2.61 goals against average and a .919 save percentage. Missed majority of season due to thigh injury sustained in practice, Dec. 27. **1999-2003:** Played 188 career games for Sherbrooke (QMJHL) compiling a record of 73-87 with a 3.29 goals against average, a .900 save percentage and 7 shutouts. Played 16 career playoff games for Sherbrooke compiling a record of 5-11 with a 4.24 goals against average and a .862 save percentage.

AMATEUR AND PRO RECORD			REGULAR SEASON										PLAYOFFS							
SEASON	CLUB	LEAGUE	GP	MINS	W	L	OT	GA	SO	AVG.			GP	MINS	W	L	GA	SO	AVG.	
1999-00	SHERBROOKE	QMJHL	24	1254	10	7	2	67	0	3.21			-	-	-	-	-	-	-	
2000-01	SHERBROOKE	QMJHL	48	2552	17	22	3	139	4	3.27			4	238	0	4	19	0	4.78	
2001-02	SHERBROOKE	QMJHL	55	3028	15	34	3	201	1	3.98			-	-	-	-	-	-	-	
2002-03	SHERBROOKE	QMJHL	61	3515	31	24	5	161	2	2.75			12	767	5	7	52	0	4.07	
2003-04	TOLEDO	ECHL	11	574	6	4	0	25	0	2.61			-	-	-	-	-	-	-	
2004-05	GRAND RAPIDS	AHL	24	1049	7	8	0	47	1	2.69			-	-	-	-	-	-	-	
	TOLEDO	ECHL	2	87	0	1	0	6	0	4.12			-	-	-	-	-	-	-	
2005-06	GRAND RAPIDS	AHL	13	681	8	4	0	33	0	2.91			5	260	3	1	7	0	1.62	
	TOLEDO	ECHL	33	1981	24	7	2	68	2	2.06			6	360	5	1	12	0	2.00	
2006-07	MANITOBA	AHL	41	2290	24	12	2	83	3	2.17			11	633	4	6	21	1	1.99	
2007-08	VANCOUVER	NHL	2	61	0	1	0	3	0	2.95			-	-	-	-	-	-	-	
2008-09	MANITOBA	AHL	46	2736	25	18	2	106	2	2.32			1	31	1	0	2	0	3.93	
2009-10	MILWAUKEE	AHL	55	3180	34	15	4	122	4	2.30			11	655	7	4	18	1	1.65	
2009-10	CHICAGO	AHL	41	2246	20	17	2	95	3	2.54			5	228	1	2	11	1	2.90	
2010-11	CHICAGO	AHL	20	1135	12	5	1	55	0	2.91			-	-	-	-	-	-	-	
	HAMILTON	AHL	21	1241	12	6	2	39	1	1.89			20	1289	11	9	42	1	1.95	
2011-12	BUFFALO	NHL	2	43	0	0	0	1	0	1.40			-	-	-	-	-	-	-	
	ROCHESTER	AHL	23	1375	8	12	2	73	1	3.19			-	-	-	-	-	-	-	
2012-13	PRAGUE	KHL	2	123	0	1	1	6	0	2.92			-	-	-	-	-	-	-	
	READING	ECHL	10	589	6	3	1	19	0	1.93			-	-	-	-	-	-	-	
	TORONTO	AHL	21	1243	13	5	3	38	0	1.83			9	527	5	4	25	1	2.85	
	NHL TOTALS		4	104	0	1	0	4	0	2.31			-	-	-	-	-	-	-	



BORN: Calgary, Alberta, CAN
DATE: March 25, 1990
HEIGHT: 6'2"
WEIGHT: 230 lbs.
SHOOTS: Left
POSITION: Defence


❖ **BECAME A LEAF:** Toronto's eighth choice, 188th overall, in 2008 Entry Draft.

TRANSACTIONS: None.

❖ **2012-13 SEASON:** Played 41 games for the University of North Dakota (WCHA) collecting 13 points (2 goals, 11 assists) with 116 penalty minutes. Ranked 1st on team in penalty minutes. Registered a (+14) plus/minus. Established NCAA career highs for assists and points in a season. Served as team captain for North Dakota. Selected to the NCAA West Region All-Tournament Team. Named to WCHA All-Academic Team for 3rd consecutive season. Graduated North Dakota ranked 7th all-time in UND penalty minutes (327). After season completed with North Dakota joined the Toronto Marlies (AHL). Played 2 games for the Marlies. Made AHL debut Apr. 20 vs. St. John's.

❖ **CAREER:** **2011-12:** Played 42 games for North Dakota collecting 7 points (2 goals, 5 assists) with 75 penalty minutes. Served as an assistant captain for North Dakota. Named to WCHA All-Academic Team. **2010-11:** Played 37 games for North Dakota collecting 8 assists with 49 penalty minutes. Named to WCHA All-Academic Team. **2009-10:** In freshman season at North Dakota played 43 games collecting 3 assists with 87 penalty minutes. Ranked 1st among UND freshman in penalty minutes. **2008-09:** Played 57 games for Camrose (AJHL) collecting 29 points (8 goals, 21 assists) with 220 penalty minutes. Ranked 1st among team defencemen in assists. Ranked 2nd on the team in penalty minutes. Played 11 playoff games collecting 4 assists with 39 penalty minutes. Captained Team Canada West to a silver medal at World Junior A Challenge. Named to All-Tournament Team. **2007-08:** Played 54 games for Camrose collecting 13 assists with 130 penalty minutes. Played 18 playoff games for Camrose collecting 5 assists with 49 penalty minutes. Won AJHL championship with Camrose. Won silver at RBC Cup with Camrose.

AMATEUR AND PRO RECORD		REGULAR SEASON											PLAYOFFS					
SEASON	CLUB	LEAGUE	GP	G	A	PTS	+/-	PIM	PP	SH	GW	S	5%	GP	G	A	PTS	PIM
2006-07	CAMROSE	AJHL	2	0	0	0	--	0	--	--	--	--	---	1	0	0	0	0
2007-08	CAMROSE	AJHL	54	0	13	13	--	130	--	--	--	--	---	18	0	5	5	49
	RBC CUP		6	1	0	1	--	6	--	--	--	--	---	--	--	--	---	---
2008-09	CAMROSE	AJHL	57	8	21	29	--	220	--	--	--	--	---	11	0	4	4	39
2009-10	NORTH DAKOTA	WCHA	43	0	3	3	--	87	--	--	--	--	---	--	--	--	---	---
2010-11	NORTH DAKOTA	WCHA	37	0	8	8	--	49	--	--	--	--	---	--	--	--	---	---
2011-12	NORTH DAKOTA	WCHA	42	2	5	7	--	75	--	--	--	--	---	--	--	--	---	---
2012-13	TORONTO	AHL	2	0	0	0	--	0	--	--	--	--	---	--	--	--	---	---
	NORTH DAKOTA	WCHA	41	2	11	13	--	116	--	--	--	--	---	--	--	--	---	---



BORN: Boucherville, Quebec, CAN
DATE: March 10, 1989
HEIGHT: 6'1"
WEIGHT: 201 lbs.
SHOOTS: Left
POSITION: Defence

❖ **BECAME A LEAF:** Acquired from Washington for Nicolas Deschamps, March 14, 2013.

TRANSACTIONS: Originally Philadelphia's second choice, 41st overall, in 2007 Entry Draft. Traded to Washington by Philadelphia for Matthew Ford, February 2, 2012.

❖ **2012-13 SEASON:** Split season between Hershey (AHL) and the Toronto Marlies (AHL). Played 52 games for Hershey collecting 5 points (1 goal, 4 assists) with 77 penalty minutes. Acquired by Toronto from Washington, Mar. 14. Played 15 games for the Marlies collecting 6 points (1 goal, 5 assists) with 10 penalty minutes. Played 9 playoff games for the Marlies collecting 2 assists with 12 penalty minutes.

❖ **CAREER:** **2011-12:** Played 10 games for Philadelphia collecting 8 penalty minutes. Made NHL debut Nov. 21 vs. CAR. Played 32 games for Adirondack (AHL) collecting 5 points (2 goals, 3 assists) with 55 penalty minutes. Acquired by Washington from Philadelphia, Feb. 2. In Adirondack was longest tenured member of team (185 games played) prior to being traded. Played 31 games for Hershey collecting 1 assist with 61 penalty minutes. Played 5 playoff games for Hershey collecting 2 assists with 10 penalty minutes. **2010-11:** Played 78 games for Adirondack collecting 14 points (3 goals, 11 assists) with 120

penalty minutes. Established AHL career highs in goals, assists, points and penalty minutes. **2009-10:** Played 1st professional season for Adirondack playing 75 games collecting 9 points (2 goals, 7 assists) with 80 penalty minutes. Made AHL debut Oct. 3 in the season opener vs. Worcester. Collected 1st AHL point by scoring GWG Oct. 16 vs. Hershey. **2008-09:** Played 61 games for Quebec (QMJHL) collecting 38 points (9 goals, 29 assists) with 125 penalty minutes. Ranked 1st on team in penalty minutes. Played 17 playoff games for Quebec collecting 11 points (1 goal, 10 assists) with 32 penalty minutes. Ranked 1st among team defencemen in playoff assists and points. Ranked 1st on team in playoff penalty minutes. **2007-08:** Played 66 games for Lewiston (QMJHL) collecting 35 points (11 goals, 14 assists) with 143 penalty minutes. Ranked 1st among team defencemen in goals and points (tie). Ranked 2nd on team in penalty minutes. Named to QMJHL Second All-Star Team. Played 6 playoff games for Lewiston collecting 2 points (1 goal, 1 assist) with 12 penalty minutes. **2006-07:** Played 70 games for Lewiston collecting 32 points (5 goals, 27 assists) with 141 penalty minutes. Ranked 1st on team in penalty minutes. Played 17 playoff games for Lewiston collecting 7 assists with 38 penalty minutes. Ranked 1st on team in playoff penalty minutes. **2005-06:** Played 60 games for Lewiston collecting 11 points (1 goal, 10 assists) with 112 penalty minutes. Played 6 playoff games for Lewiston collecting 1 assist with 14 penalty minutes.

AMATEUR AND PRO RECORD		REGULAR SEASON											PLAYOFFS					
SEASON	CLUB	LEAGUE	GP	G	A	PTS	+/-	PIM	PP	SH	GW	S	5%	GP	G	A	PTS	PIM
2005-06	LEWISTON	QMJHL	60	1	10	11	--	112	--	--	--	--	---	6	0	1	1	14
2006-07	LEWISTON	QMJHL	70	5	27	32	--	141	--	--	--	--	---	17	0	7	7	38
2007-08	LEWISTON	QMJHL	66	11	24	35	--	143	--	--	--	--	---	6	1	1	2	12
2008-09	QUEBEC	QMJHL	61	9	29	38	--	125	--	--	--	--	---	17	1	10	11	32
2009-10	ADIRONDACK	AHL	75	2	7	9	--	80	--	--	--	--	---	--	--	--	---	---
2010-11	ADIRONDACK	AHL	78	3	11	14	--	120	--	--	--	--	---	--	--	--	---	---
2011-12	PHILADELPHIA	NHL	10	0	0	0	-1	8	0	0	0	6	0.0	--	--	--	---	---
	ADIRONDACK	AHL	32	2	3	5	--	55	--	--	--	--	---	--	--	--	---	---
	HERSHEY	AHL	31	0	1	1	--	61	--	--	--	--	---	5	0	2	2	10
2012-13	HERSHEY	AHL	52	1	4	5	--	77	--	--	--	--	---	--	--	--	---	---
	TORONTO	AHL	15	1	5	6	--	10	--	--	--	--	---	9	0	2	2	12
	NHL TOTALS		10	0	0	0	-1	8	0	0	0	6	0.0	--	--	--	---	---



BORN: St. Thomas, Ontario, CAN
DATE: June 17, 1992
HEIGHT: 6'
WEIGHT: 200 lbs.
SHOOTS: Left
POSITION: Centre

❖ **BECAME A LEAF:** Toronto's second choice, 62nd overall, in 2010 Entry Draft.


TRANSACTIONS: None.

❖ **2012-13 SEASON:** Played 1st professional season for the Toronto Marlies (AHL) playing 61 games collecting 23 points (8 goals, 15 assists) with 22 penalty minutes. Collected a season high 3 points (3 assists) Mar. 10 vs. Peoria. Played 9 playoff games for the Marlies collecting 6 points (3 goals, 3 assists) with 10 penalty minutes. Ranked 1st on Marlies in playoff PPG (2-tie). Collected a playoff high 2 points (1 goal, 1 assist) Apr. 27 vs. Rochester.

❖ **CAREER:** **2011-12:** Played 35 games for Erie (OHL) collecting 34 points (12 goals, 22 assists) with 32 penalty minutes. Traded from Erie to London (OHL) Jan. 5. Played 30 games for London collecting 41 points (19 goals, 22 assists) with 22 penalty minutes. Among London players ranked 1st (tie) in PPG (15) and 2nd in goals, assists and points. Played 15 playoff games for London collecting 11

points (4 goals, 7 assists) with 2 penalty minutes. Won OHL championship with London. Played 4 games for London at Memorial Cup scoring 1 goal with 4 penalty minutes. **2010-11:** Played 66 games for Erie collecting 92 points (49 goals, 43 assists) with 35 penalty minutes. Ranked 3rd (tie) in OHL goals. Ranked 1st on team in goals, PPG and points. Ranked 2nd on team in assists. Played 7 playoff games for Erie collecting 5 points (4 goals, 1 assist) with 12 penalty minutes. Ranked 2nd on team in playoff goals. After season with Erie completed joined the Toronto Marlies (AHL). Played 2 games for the Marlies scoring 1 goal. Made AHL debut Apr. 9 vs. Rochester. Scored 1st AHL goal Apr. 10 vs. Abbotsford. **2009-10:** Played 67 games for Erie collecting 85 points (37 goals, 48 assists) with 32 penalty minutes. Ranked 1st on team in PPG (16) and 2nd in goals. Ranked 3rd on team in assists, points and plus/minus (+18). Played 4 playoff games for Erie collecting 3 points (2 goals, 1 assists). **2008-09:** Played 64 games for Erie collecting 18 points (8 goals, 10 assists) with 22 penalty minutes. Played 5 playoff games for Erie collecting 3 points (2 goals, 1 assist) with 4 penalty minutes.

AMATEUR AND PRO RECORD			REGULAR SEASON											PLAYOFFS					
SEASON	CLUB	LEAGUE	GP	G	A	PTS	+/-	PIM	PP	SH	GW	S	5%	GP	G	A	PTS	PIM	
2008-09	ERIE	OHL	64	8	10	18	--	22	--	--	--	--	--	5	2	1	3	4	
2009-10	ERIE	OHL	67	37	48	85	--	32	--	--	--	--	--	4	2	1	3	0	
2010-11	TORONTO	AHL	2	1	0	1	--	0	--	--	--	--	--	--	--	--	--	--	
2011-12	ERIE	OHL	66	49	43	92	--	35	--	--	--	--	--	7	4	1	5	12	
	ERIE	OHL	35	12	22	34	--	32	--	--	--	--	--	--	--	--	--	--	
	LONDON	OHL	30	19	22	41	--	22	--	--	--	--	--	15	4	7	11	2	
	MEMORIAL CUP		4	1	0	1	--	4	--	--	--	--	--	--	--	--	--	--	
2012-13	TORONTO	AHL	61	8	15	23	--	22	--	--	--	--	--	9	3	3	6	10	



BORN: Oakville, Ontario, CAN
DATE: May 18, 1993
HEIGHT: 6'1"
WEIGHT: 195 lbs.
SHOOTS: Left
POSITION: Defence

❖ **BECAME A LEAF:** Toronto's second choice, 25th overall, in 2011 Entry Draft.

TRANSACTIONS: None.


❖ **2012-13 SEASON:** Played 68 games for Mississauga (OHL) collecting 45 points (13 goals, 32 assists) with 44 penalty minutes. Ranked 1st among all Mississauga defencemen in goals, assists and points. Played 2 games for the OHL in the Canada-Russia Subway Super Series. Played 6 playoff games for Mississauga collecting 2 assists with 4 penalty minutes. After season completed with Mississauga joined the Toronto Marlies (AHL). Played 4 games for the Marlies collecting 3 points (1 goal, 2 assists) with 2 penalty minutes. Scored 1st AHL goal Apr. 6 vs. St. John's.

❖ **CAREER:** **2011-12:** Played 34 games for St. Michael's (OHL) collecting 25 points (5 goals, 20 assists) with 41 penalty minutes. Ranked 1st on St. Michael's in plus/minus (+18). Played 6 playoff

games for St. Michael's collecting 2 points with 4 penalty minutes. After season completed with St. Michael's joined the Marlies. Played 1 game for the Marlies collecting 1 assist. Collected 1st AHL point (assist) in 1st AHL game Apr. 15 at Abbotsford. **2010-11:** Played 64 games for St. Michael's collecting 34 points (4 goals, 30 assists) with 50 penalty minutes. Ranked 2nd on St. Michael's in plus/minus (+50). Played 20 playoff games for St. Michael's collecting 12 points (2 goals, 10 assists) with 14 penalty minutes. Ranked 2nd on St. Michael's in playoff plus/minus (+11-tie). Played 5 games for St. Michael's at Memorial Cup collecting 4 assists with 4 penalty minutes. Named to Memorial Cup All-Star Team. **2009-10:** Played 52 games for St. Michael's collecting 18 points (3 goals, 15 assists) with 40 penalty minutes. Ranked 1st among St. Michael's rookies in assists and points. Played 16 playoff games for St. Michael's collecting 1 assist with 12 penalty minutes.

* Mississauga St. Michael's Majors renamed Mississauga Steelheads for the 2012-13 season

AMATEUR AND PRO RECORD			REGULAR SEASON											PLAYOFFS					
SEASON	CLUB	LEAGUE	GP	G	A	PTS	+/-	PIM	PP	SH	GW	S	5%	GP	G	A	PTS	PIM	
2009-10	ST. MICHAEL'S	OHL	52	3	15	18	--	40	--	--	--	--	--	16	0	1	1	12	
2010-11	ST. MICHAEL'S	OHL	64	4	30	34	--	50	--	--	--	--	--	20	2	10	12	14	
	MEMORIAL CUP		5	0	4	4	--	4	--	--	--	--	--	--	--	--	--	--	
2011-12	TORONTO	AHL	1	0	1	1	--	0	--	--	--	--	--	3	0	0	0	0	
	ST. MICHAEL'S	OHL	34	5	20	25	--	41	--	--	--	--	--	6	1	1	2	4	
2012-13	TORONTO	AHL	4	1	2	3	--	2	--	--	--	--	--	--	--	--	--	--	
	MISSISSAUGA	OHL	68	13	32	45	--	44	--	--	--	--	--	6	0	2	2	4	



BORN: Lethbridge, Alberta, CAN
DATE: May 28, 1992
HEIGHT: 6'1"
WEIGHT: 183 lbs.
SHOOTS: Left
POSITION: Left Wing

❖ **BECAME A LEAF:** Toronto's first choice, 43rd overall, in 2010 Entry Draft.

TRANSACTIONS: None.

❖ **2012-13 SEASON:** In 1st professional season played 40 games for the Toronto Marlies (AHL) collecting 11 points (8 goals, 3 assists) with 29 penalty minutes. Played 5 games for Idaho (ECHL) collecting 3 points (1 goal, 2 assists) with 2 penalty minutes. Played 1st AHL game Nov. 2 at Abbotsford. Scored 1st AHL goal and point Dec. 9 vs. Abbotsford. Collected a season-high 3 points (2 goals, 1 assist) Mar. 10 vs. Peoria. Played 7 playoff games for the Marlies collecting 1 assist with 6 penalty minutes.

❖ **CAREER: 2011-12:** Played 68 games for Portland (WHL) collecting 82 points (42 goals, 40 assists) with 163 penalty minutes. Ranked 1st on the team in penalty minutes. Ranked 2nd on the team in goals and PPG (15). Ranked 3rd on the team in points. Played 22 playoff games for Portland

collecting 22 points (12 goals, 10 assists) with 57 penalty minutes. Ranked 1st on the team in playoff SHG (4) and penalty minutes. Ranked 3rd on the team in playoff goals and PPG (4). **2010-11:** Played 67 games for Portland collecting 69 points (31 goals, 38 assists) with 171 penalty minutes. Ranked 1st on the team in penalty minutes and 3rd in plus/minus (+29). Played 16 playoff games for Portland collecting 6 points (4 goals, 2 assists) with 33 penalty minutes. Ranked 3rd on the team in playoff penalty minutes. **2009-10:** Played 71 games for Portland collecting 68 points (27 goals, 41 assists) with 203 penalty minutes. Ranked 1st on team in penalty minutes and plus/minus (+22), 2nd (tie) in goals and 3rd in points. Played 13 playoff games for Portland collecting 9 points (2 goals, 7 assists) with 36 penalty minutes. Ranked 1st on the team in playoff penalty minutes. Played in 2010 CHL Top Prospects game. **2008-09:** Played 61 games for Portland in 1st full WHL season collecting 26 points (9 goals, 17 assists) with 119 penalty minutes. Ranked 2nd on the team in penalty minutes. Named Portland's rookie of the year. **2007-08:** Played 3 games for Portland while going scoreless.

AMATEUR AND PRO RECORD													PLAYOFFS					
SEASON	CLUB	LEAGUE	GP	G	A	PTS	+/-	PIM	PP	SH	GW	S	5%	GP	G	A	PTS	PIM
2007-08	PORTLAND	WHL	3	0	0	0	--	0	--	--	--	--	--	--	--	--	--	--
2008-09	PORTLAND	WHL	61	9	17	26	--	119	--	--	--	--	--	--	--	--	--	--
2009-10	PORTLAND	WHL	71	27	41	68	--	203	--	--	--	--	--	13	2	7	9	36
2010-11	PORTLAND	WHL	67	31	38	69	--	171	--	--	--	--	--	16	4	2	6	33
2011-12	PORTLAND	WHL	68	42	40	82	--	163	--	--	--	--	--	22	12	10	22	57
2012-13	TORONTO	AHL	40	8	3	11	--	29	--	--	--	--	--	7	0	1	1	6
	IDAHO	ECHL	5	1	2	3	--	2	--	--	--	--	--	--	--	--	--	--



BORN: Franklin Village, Michigan, USA
DATE: July 10, 1991
HEIGHT: 6'
WEIGHT: 200 lbs.
SHOOTS: Right
POSITION: Right Wing

❖ **BECAME A LEAF:** Toronto's second choice, 50th overall, in 2009 Entry Draft.


TRANSACTIONS: None.

❖ **2012-13 SEASON:** Played 59 games for the Toronto Marlies (AHL) collecting 21 points (9 goals, 12 assists) with 38 penalty minutes. Scored a season-high 2 goals Oct. 20 vs. Hamilton. Collected 2 assists Mar. 6 vs. Syracuse. Played in all 9 Marlies playoff games and collected 13 penalty minutes.

❖ **CAREER: 2011-12:** In 1st professional season played 16 games for the Marlies scoring 1 goal with 9 penalty minutes. Played 32 games for Reading (ECHL) collecting 23 points (13 goals, 10 assists) with 18 penalty minutes. Played 5 playoff games for Reading collecting 5 points (3 goals, 2 assists) with 27 penalty minutes. Began season with the Marlies. Played 1st AHL game Oct. 8 at Binghamton.

Scored 1st AHL goal Nov. 6 at Houston. Assigned to Reading Jan. 4. Assigned to Marlies Mar. 4. Assigned to Reading Mar. 27. Assigned to Marlies Apr. 11. **2010-11:** Played 63 games for Windsor (OHL) collecting 58 points (21 goals, 37 assists) with 42 penalty minutes. Ranked 1st on team in SHG (4). Played 18 playoff games for Windsor collecting 12 points (4 goals, 8 assists) with 25 penalty minutes. **2009-10:** Played 52 games for Windsor collecting 35 points (14 goals, 21 assists) with 33 penalty minutes. Played 19 playoff games for Windsor collecting 5 points (3 goals, 2 assists) with 14 penalty minutes. Won OHL Championship with Windsor. Played 4 games for Windsor at Memorial Cup collecting 4 points (2 goals, 2 assists). Won Memorial Cup with Windsor. **2008-09:** Played 16 games for the U.S. National Under-18 Team collecting 13 points (4 goals, 9 assists) with 12 penalty minutes. **2007-08:** Played 36 games for the U.S. National Under-18 Team collecting 18 points (10 goals, 8 assists) with 53 penalty minutes.

AMATEUR AND PRO RECORD													PLAYOFFS					
SEASON	CLUB	LEAGUE	GP	G	A	PTS	+/-	PIM	PP	SH	GW	S	5%	GP	G	A	PTS	PIM
2007-08	USNTDP	NAHL	36	10	8	18	--	53	--	--	--	--	--	--	--	--	--	--
	USNTDP	U-17	13	0	5	5	--	12	--	--	--	--	--	--	--	--	--	--
2008-09	USNTDP	NAHL	16	4	9	13	--	12	--	--	--	--	--	--	--	--	--	--
	USNTDP	U-18	46	23	13	36	--	38	--	--	--	--	--	--	--	--	--	--
2009-10	WINDSOR	OHL	52	14	21	35	--	33	--	--	--	--	--	19	3	2	5	14
	WINDSOR	MEMORIAL CUP	4	2	2	4	--	0	--	--	--	--	--	--	--	--	--	--
2010-11	WINDSOR	OHL	63	21	37	58	--	42	--	--	--	--	--	18	4	8	12	25
2011-12	TORONTO	AHL	16	1	0	1	--	9	--	--	--	--	--	--	--	--	--	--
	READING	ECHL	32	13	10	23	--	18	--	--	--	--	--	5	3	2	5	27
2012-13	TORONTO	AHL	59	9	12	21	--	38	--	--	--	--	--	9	0	0	0	13



BORN: Ottawa, Ontario, CAN
DATE: February 8, 1985
HEIGHT: 6'1"
WEIGHT: 195 lbs.
SHOOTS: Left
POSITION: Left Wing

❖ **BECAME A LEAF:** Signed as a free agent by Toronto, July 5, 2013.

TRANSACTIONS: Signed as a free agent by NY Islanders, April 2, 2007. Signed as a free agent by Anaheim, July 2, 2010. Traded to Columbus by Anaheim for Nate Guenin, January 4, 2011. Signed as a free agent by Tampa Bay, July 5, 2011. Signed as a free agent by Pittsburgh, July 1, 2012.

❖ **2012-13 SEASON:** Played 1 game for Pittsburgh. Played 75 games for Wilkes-Barre/Scranton (AHL) collecting 54 points (23 goals, 31 assists) with 64 penalty minutes. Ranked 2nd on team in assists and points. Ranked 3rd on team in goals. Played 15 playoff games for Wilkes-Barre/Scranton collecting 13 points (5 goals, 8 assists) with 9 penalty minutes. Ranked 1st on team in playoff goals (tie), assists and points.

❖ **CAREER:** **2011-12:** Split the season between Tampa Bay and Norfolk (AHL). Played 16 games for Tampa Bay collecting 5 points (2 goals, 3 assists) with 4 penalty minutes. Established NHL career highs for games played, goals, assists and points. Played 64 games for Norfolk collecting 69 points (26 goals, 43 assists) with 70 penalty minutes. Ranked 2nd on Norfolk in assists and points. Ranked 3rd on Norfolk in goals. Ranked 6th in AHL points. Helped Norfolk finish the regular season on an AHL league-record 28-game winning streak. Played 18 playoff games for Norfolk collecting 16 points (5 goals, 11 assists) with 20 penalty minutes. Ranked 1st (tie) in AHL playoff points. Won Calder Cup with Norfolk. **2010-11:** Split season between Syracuse (AHL affiliate of Anaheim) and Springfield (AHL affiliate of Tampa Bay). Played 35 games for Syracuse collecting 27 points (12 goals,

15 assists) with 16 penalty minutes. Acquired by Columbus from Anaheim, Jan. 4. Played 33 games for Springfield collecting 16 points (8 goals, 8 assists) with 10 penalty minutes. **2009-10:** Played 77 games for Bridgeport (AHL) collecting 47 points (21 goals, 26 assists) with 73 penalty minutes. Played 5 playoff games for Bridgeport collecting 3 points (1 goal, 2 assists) with 2 penalty minutes. **2008-09:** Played 7 games for the New York Islanders scoring 1 goal. Made NHL debut Dec. 31 vs. FLA. Scored 1st career NHL goal Jan. 8 at CAL (Miikka Kiprusoff). Played 76 games for Bridgeport collecting 62 points (30 goals, 32 assists) with 40 penalty minutes. Established an AHL career-high for goals in a season. Ranked 1st on Bridgeport in goals and second in points. Played 5 playoff games for Bridgeport collecting 4 points (1 goal, 3 assists). **2007-08:** Split season between Bridgeport and Utah (ECHL). Played 53 games for Bridgeport collecting 37 points (20 goals, 17 assists) with 16 penalty minutes. Played 22 games for Utah collecting 25 points (11 goals, 14 assists) with 28 penalty minutes. **2006-07:** Played 39 games for University of New Hampshire collecting 43 points (21 goals, 22 assists) with 39 penalty minutes. Ranked 1st on New Hampshire in goals and points. Became 1st New Hampshire player to earn Hockey East First-Team honours. Named to NCAA East Second All-American Team. At end of season signed with New York Islanders and played 8 games for Bridgeport collecting 3 points (1 goal, 2 assists) with 2 penalty minutes. **2005-06:** Played 39 games for New Hampshire collecting 20 points (10 goals, 10 assists) with 34 penalty minutes. **2004-05:** Played 60 games for Omaha (USHL) collecting 68 points (29 goals, 39 assists) with 78 penalty minutes. Ranked 1st on Omaha in goals and points. Played 5 playoff games for Omaha collecting 4 points (3 goals, 1 assist) with 2 penalty minutes.

AMATEUR AND PRO RECORD													PLAYOFFS												
SEASON	CLUB	LEAGUE	GP	G	A	PTS	+/-	PIM	PP	SH	GW	S	5%	GP	G	A	PTS	PIM							
2002-03	SOUTH SURREY	BCHL	58	13	9	22	--	51	--	--	--	--	--	--	--	--	--	--	--	--	--	--	--	--	--
2003-04	QUESNEL	BCHL	44	28	19	47	--	50	--	--	--	--	--	--	--	--	--	--	--	--	--	--	--	--	--
2004-05	OMAHA	USHL	60	29	39	68	--	78	--	--	--	--	--	5	3	1	4	2							
2005-06	U. NEW HAMPSHIRE	HE	39	10	10	20	--	34	--	--	--	--	--	--	--	--	--	--							
2006-07	BRIDGEPORT	AHL	8	1	2	3	--	2	--	--	--	--	--	--	--	--	--	--							
	U. NEW HAMPSHIRE	HE	39	21	22	43	--	39	--	--	--	--	--	--	--	--	--	--							
2007-08	BRIDGEPORT	AHL	53	20	17	37	--	16	--	--	--	--	--	--	--	--	--	--							
	UTAH	ECHL	22	11	14	25	--	28	--	--	--	--	--	--	--	--	--	--							
2008-09	NY ISLANDERS	NHL	7	1	0	1	-3	0	0	0	0	7	14.3	--	--	--	--	--							
	BRIDGEPORT	AHL	76	30	32	62	--	40	--	--	--	--	--	5	1	3	4	0							
2009-10	BRIDGEPORT	AHL	77	21	26	47	--	73	--	--	--	--	--	5	1	2	3	2							
2010-11	SYRACUSE	AHL	35	12	15	27	--	16	--	--	--	--	--	--	--	--	--	--							
	SPRINGFIELD	AHL	33	8	8	16	--	10	--	--	--	--	--	--	--	--	--	--							
2011-12	TAMPA BAY	NHL	16	2	3	5	2	4	0	0	0	17	11.8	--	--	--	--	--							
	NORFOLK	AHL	64	26	43	69	--	70	--	--	--	--	--	18	5	11	16	20							
2012-13	PITTSBURGH	NHL	1	0	0	0	0	0	0	0	0	0	0.0	--	--	--	--	--							
	WB/SCRANTON	AHL	75	23	31	54	--	64	--	--	--	--	--	15	5	8	13	9							
	NHL TOTALS		24	3	3	6	-1	4	0	0	0	24	12.5	--	--	--	--	--							



BORN: Elmhurst, Illinois, USA
DATE: June 28, 1993
HEIGHT: 6'2"
WEIGHT: 213 lbs.
CATCHES: Left
POSITION: Goaltender

❖ **BECAME A LEAF:** Toronto's eighth choice, 190th overall, in 2011 Entry Draft.

TRANSACTIONS: None.

❖ **2012-13 SEASON:** Played 60 games for Guelph (OHL) compiling a record of 36-17-4 with a 2.65 goals against average, a .917 save percentage and 7 shutouts. Established new Guelph franchise records for wins and shutouts in a season. Ranked 1st among OHL goaltenders in games played, minutes (3440), wins (tie) and shutouts (tie). Named Guelph's Most Valuable Player. Named OHL Goaltender of the Month for January. Named CHL Goaltender of the Week for the period ending Mar. 18. Played 5 playoff games for Guelph compiling a record of 1-4 with a 3.05 goals against average and a .920 save percentage. After season completed with Guelph played 3 games for the Toronto Marlies (AHL) compiling a record of 2-0-1 with a 2.53 goals against average and a .895 save percentage. Won 1st professional game with Marlies stopping 23 of 25 shots Apr. 6 at St. John's. Appeared in 1 playoff game for the Marlies. Selected to represent gold medal winning Team USA at IIHF World Junior Championship.

❖ **CAREER:** **2011-12:** Played 59 games for Guelph compiling a record of 27-25-4 with a 3.11 goals against average, a .907 save percentage and 5 shutouts. Named CHL Goaltender of the Week for the period ending Mar. 18. Played 6 playoff games for Guelph compiling a record of 2-4 with a 4.45 goals against average and a .881 save percentage. **2010-11:** Played 19 games for Guelph in 1st OHL season compiling a record of 8-6-1 with a 3.64 goals against average and a .890 save percentage.

AMATEUR AND PRO RECORD										REGULAR SEASON					PLAYOFFS				
SEASON	CLUB	LEAGUE	GP	MINS	W	L	OT	GA	SO	AVG.	GP	MINS	W	L	GA	SO	AVG.		
2010-11	GUELPH	OHL	19	972	8	6	1	59	0	3.64	-	-	-	-	-	-	-		
2011-12	GUELPH	OHL	59	3304	27	25	4	171	5	3.11	6	323	2	4	24	0	4.45		
2012-13	TORONTO	AHL	3	189	2	0	1	8	0	2.53	1	14	0	0	1	0	4.23		
	GUELPH	OHL	60	3440	36	17	4	152	7	2.65	5	275	1	4	14	0	3.05		

PLAYERS IN THE SYSTEM




ANTOINE BIBEAU – Goaltender. Catches Left. 6'2", 210 lbs.
BORN: Victoriaville, Quebec, May 1, 1994.
Toronto's fourth choice, 172nd overall, in 2013 Entry Draft.

SEASON	CLUB	LEAGUE	REGULAR SEASON								PLAYOFFS							
			GP	MINs	W	L	T	GA	SO	AVG.	GP	MINs	W	L	GA	SO	AVG.	
2010-11	LEWISTON	QMJHL	3	143	2	0	0	5	0	2.10	--	----	--	--	--	--	----	
2011-12	PEI	QMJHL	29	1183	7	9	1	88	0	4.46	--	----	--	--	--	--	----	
2012-13	PEI	QMJHL	46	2521	28	11	3	118	5	2.81	6	374	2	4	21	0	3.37	



CONNOR BROWN – Right Wing. Shoots Right. 5'11", 170 lbs.
BORN: Etobicoke, Ontario, January 14, 1994.
Toronto's fourth choice, 156th overall, in 2012 Entry Draft.

SEASON	CLUB	LEAGUE	REGULAR SEASON					PLAYOFFS				
			GP	G	A	PTS	PIM	GP	G	A	PTS	PIM
2010-11	ST. MICHAEL'S	OJHL	49	17	22	39	18	3	0	1	1	0
2011-12	ERIE	OHL	68	25	28	53	14	--	--	--	----	----
2012-13	ERIE	OHL	63	28	41	69	39	--	--	--	----	----



TONY CAMERANESI – Centre. Shoots Right. 5'10", 180 lbs.
BORN: Maple Grove, Minnesota, August 12, 1993.
Toronto's fifth choice, 130th overall, in 2011 Entry Draft.


SEASON	CLUB	LEAGUE	REGULAR SEASON					PLAYOFFS				
			GP	G	A	PTS	PIM	GP	G	A	PTS	PIM
2011-12	WATERLOO	USHL	55	18	24	42	47	15	1	5	6	4
2012-13	U. MINNESOTA-DULUTH	WCHA	38	14	20	34	28	--	--	--	----	----



MAX EVERSON – Defence. Shoots Left. 6'1", 190 lbs.
BORN: Edina, Minnesota, February 22, 1993.
Toronto's ninth choice, 203rd overall, in 2011 Entry Draft.

SEASON	CLUB	LEAGUE	REGULAR SEASON					PLAYOFFS				
			GP	G	A	PTS	PIM	GP	G	A	PTS	PIM
2011-12	HARVARD	HE	34	0	4	4	12	--	--	--	----	----
2012-13	HARVARD	HE	7	0	1	1	4	--	--	--	----	----
	OMAHA	USHL	16	1	4	5	8	--	--	--	----	----

PLAYERS IN THE SYSTEM



MATT FINN – Defence. Shoots Left. 6'0", 207 lbs.
BORN: Toronto, Ontario, February 24, 1994.
Toronto's second choice, 35th overall, in 2012 Entry Draft.

SEASON	CLUB	LEAGUE	REGULAR SEASON					PLAYOFFS				
			GP	G	A	PTS	PIM	GP	G	A	PTS	PIM
2010-11	GUELPH	OHL	60	3	18	21	23	5	0	3	3	0
2011-12	GUELPH	OHL	61	10	38	48	58	6	0	2	2	10
2012-13	GUELPH	OHL	41	11	20	31	24	--	--	--	----	----




FREDERIK GAUTHIER – Centre. Shoots Left. 6'5", 214 lbs.
BORN: St-Lin, Quebec, April 26, 1995.
Toronto's first choice, 21st overall, in 2013 Entry Draft.

SEASON	CLUB	LEAGUE	REGULAR SEASON					PLAYOFFS				
			GP	G	A	PTS	PIM	GP	G	A	PTS	PIM
2012-13	RIMOUSKI	QMJHL	62	22	38	60	26	6	0	2	2	2
	CANADA	WJC-U18	7	1	3	4	2	--	--	--	----	----



FABRICE HERZOG – Right Wing. Shoots Left. 6'2", 176 lbs.
BORN: Frauenfeld, Switzerland, December 9, 1994.
Toronto's third choice, 142nd overall, in 2013 Entry Draft.

SEASON	CLUB	LEAGUE	REGULAR SEASON					PLAYOFFS				
			GP	G	A	PTS	PIM	GP	G	A	PTS	PIM
2011-12	ZUG JR.	SWI-JR	35	18	14	32	45	10	6	2	8	6
	SWITZERLAND	WJC-U18	6	2	0	2	0	--	--	--	----	----
2012-13	ZUG	SWI	20	2	2	4	6	--	--	--	----	----
	ZUG JR.	SWI-JR	32	28	17	45	26	4	3	2	5	2



ANDREAS JOHNSON – Forward. Shoots Left. 5'10", 172 lbs.
BORN: Gavle, Sweden, November 21, 1994.
Toronto's fifth choice, 202nd overall, in 2013 Entry Draft.

SEASON	CLUB	LEAGUE	REGULAR SEASON					PLAYOFFS				
			GP	G	A	PTS	PIM	GP	G	A	PTS	PIM
2010-11	FROLUNDA JR.	SWE-JR	30	9	5	14	4	3	0	1	1	0
2011-12	FROLUNDA JR.	SWE-JR	42	19	13	32	75	2	0	0	0	0
2012-13	FROLUNDA	SWE	7	1	0	1	0	5	0	0	0	0
	FROLUNDA JR.	SWE-JR	42	23	31	54	54	4	1	1	2	12

PLAYERS IN THE SYSTEM




ERIC KNODEL – Defence. Shoots Left. 6'6", 225 lbs.
BORN: West Chester, Pennsylvania, June 8, 1990.
Toronto's fifth choice, 128th overall, in 2009 Entry Draft.

SEASON	CLUB	LEAGUE	REGULAR SEASON				PLAYOFFS			
			GP	G	A	PTS	GP	G	A	PTS
2011-12	U. OF NEW HAMPSHIRE	HE	37	3	9	12	24	--	--	--
2012-13	U. OF NEW HAMPSHIRE	HE	38	10	11	21	8	--	--	--




LEO KOMAROV – Forward. Shoots Left. 5'11", 198 lbs.
BORN: Narva, Estonia, January 23, 1987.
Toronto's seventh choice, 180th overall, in 2006 Entry Draft.

SEASON	CLUB	LEAGUE	REGULAR SEASON				PLAYOFFS					
			GP	G	A	PTS	PIM	GP	G	A	PTS	PIM
2005-06	ASSAT PORT	FIN	44	3	3	6	106	14	1	3	4	22
	FINLAND	WJC	7	0	3	3	32	--	--	--	--	--
2006-07	PELICANS	FIN	49	3	9	12	108	6	1	0	1	6
	FINLAND	WJC	6	2	1	3	16	--	--	--	--	--
2007-08	PELICANS	FIN	53	4	10	14	76	6	1	1	2	8
2008-09	PELICANS	FIN	56	8	16	24	144	10	0	1	1	16
	FINLAND	WC	5	0	1	1	4	--	--	--	--	--
2009-10	MOSCOW DYNAMO	KHL	47	5	11	16	44	4	0	1	1	16
	FINLAND	WC	7	1	0	1	0	--	--	--	--	--
2010-11	MOSCOW DYNAMO	KHL	52	14	12	26	70	6	4	2	6	2
	FINLAND	WC	8	0	2	2	2	--	--	--	--	--
2011-12	MOSCOW DYNAMO	KHL	46	11	13	24	58	20	5	2	7	49
	FINLAND	WC	10	1	0	1	4	--	--	--	--	--
2012-13	TORONTO	NHL	42	4	5	9	18	7	0	0	0	17
	MOSCOW DYNAMO	KHL	13	2	8	10	42	--	--	--	--	--
	TORONTO	AHL	14	6	3	9	22	--	--	--	--	--



VIKTOR LOOV – Defence. Shoots Left. 6'3", 190 lbs.
BORN: Sodertalje, Sweden, November 16, 1992.
Toronto's sixth choice, 209th overall, in 2012 Entry Draft.

SEASON	CLUB	LEAGUE	REGULAR SEASON				PLAYOFFS			
			GP	G	A	PTS	GP	G	A	PTS
2009-10	SODERTALJE JR.	SWE-JR	12	0	4	4	8	--	--	--
2010-11	SODERTALJE JR.	SWE-JR	42	4	19	23	36	2	0	0
2011-12	SODERTALJE	SWE-2	50	3	3	6	42	--	--	--
	SODERTALJE JR.	SWE-JR	5	0	3	3	2	4	2	0
2012-13	SODERTALJE	SWE-2	40	2	6	8	49	10	0	3



TOM NILSSON – Defence. Shoots Right. 6'0", 176 lbs.
BORN: Tyreso, Sweden, August 19, 1993.
Toronto's fourth choice, 100th overall, in 2011 Entry Draft.

SEASON	CLUB	LEAGUE	REGULAR SEASON				PLAYOFFS			
			GP	G	A	PTS	GP	G	A	PTS
2009-10	MORA JR.	SWE-JR	3	0	0	0	0	--	--	--
2010-11	MORA	SWE-2	3	0	0	0	0	--	--	--
	MORA JR.	SWE-JR	37	2	6	8	26	--	--	--
2011-12	MORA	SWE-2	44	4	6	10	45	--	--	--
	MORA JR.	SWE-JR	10	0	2	2	2	--	--	--
2012-13	MORA	SWE-2	42	1	3	4	18	--	--	--
	MORA JR.	SWE-JR	3	0	0	0	0	2	3	2
	SWEDEN	WJC	6	0	2	2	4	--	--	--


PLAYERS IN THE SYSTEM



MORGAN RIELLY – Defence. Shoots Left. 6'1", 205 lbs.
BORN: Vancouver, British Columbia, March 9, 1994.
Toronto's first choice, fifth overall, in 2012 Entry Draft.

SEASON	CLUB	LEAGUE	REGULAR SEASON				PLAYOFFS					
			GP	G	A	PTS	PIM	GP	G	A	PTS	PIM
2010-11	MOOSE JAW	WHL	65	6	22	28	21	6	0	6	0	0
2011-12	MOOSE JAW	WHL	18	3	15	18	2	5	0	3	3	0
	CANADA	WJC-U18	7	2	1	3	0	---	---	---	---	---
2012-13	TORONTO	AHL	14	1	2	3	0	8	1	0	1	0
	MOOSE JAW	WHL	60	12	42	54	19	---	---	---	---	---
	CANADA	WJC	6	1	2	3	0	---	---	---	---	---

*2012-13 WHL EASTERN CONFERENCE FIRST ALL-STAR TEAM
*2012-13 WHL EASTERN CONFERENCE DEFENCEMAN OF THE YEAR




DENNIS ROBERTSON – Defence. Shoots Left. 6'1", 210 lbs.
BORN: Fort St. John, British Columbia, May 24, 1991.
Toronto's seventh choice, 173rd overall, in 2011 Entry Draft.

SEASON	CLUB	LEAGUE	REGULAR SEASON				PLAYOFFS					
			GP	G	A	PTS	PIM	GP	G	A	PTS	PIM
2008-09	LANGLEY	BCHL	55	1	11	12	64	4	0	1	1	4
2009-10	LANGLEY	BCHL	53	9	25	34	83	10	2	2	4	14
2010-11	BROWN U.	ECAC	30	6	11	17	48	--	--	--	--	--
2011-12	BROWN U.	ECAC	32	2	14	16	72	--	--	--	--	--
2012-13	BROWN U.	ECAC	36	3	17	20	69	--	--	--	--	--



RYAN RUPERT – Centre. Shoots Left. 5'9", 186 lbs.
BORN: Grand Bend, Ontario, June 2, 1994.
Toronto's fifth choice, 157th overall, in 2012 Entry Draft.


SEASON	CLUB	LEAGUE	REGULAR SEASON					PLAYOFFS				
			GP	G	A	PTS	PIM	GP	G	A	PTS	PIM
2010-11	LONDON	OHL	39	9	18	27	30					
2011-12	LONDON	OHL	63	17	31	48	120	19	9	6	15	31
	MEMORIAL CUP		4	2	1	3	8	--	--	--	--	--
2012-13	LONDON	OHL	54	11	35	46	75	21	11	9	20	12
	MEMORIAL CUP		5	1	2	3	6	--	--	--	--	--



DOMINIC TONINATO – Forward. Shoots Left. 6'1", 165 lbs.
BORN: Duluth, Minnesota, March 9, 1994.
Toronto's third choice, 126th overall, in 2012 Entry Draft.

SEASON	CLUB	LEAGUE	REGULAR SEASON				PLAYOFFS			
			GP	G	A	PTS	GP	G	A	PTS
2011-12	FARGO	USHS	4	1	0	1	2	--	--	--
	DULUTH EAST	USHS	25	27	34	61	28	3	3	3
2012-13	FARGO	USHL	64	29	41	70	50	13	3	3

*2012-13 ALL-USHL SECOND TEAM



CARTER VERHAEGHE – Centre. Shoots Left. 6'1", 181 lbs.
BORN: Waterdown, Ontario, August 14, 1995.
Toronto's second choice, 82nd overall, in 2013 Entry Draft.

SEASON	CLUB	LEAGUE	REGULAR SEASON					PLAYOFFS				
			GP	G	A	PTS	PIM	GP	G	A	PTS	PIM
2011-12	NIAGARA	OHL	62	4	12	16	10	19	1	2	3	2
2012-13	NIAGARA	OHL	67	18	26	44	22	5	2	2	4	6
	CANADA	WJC-U18	7	0	4	4	4	--	--	--	--	--

2013-14 PLAYER PERSONNEL

FORWARDS

PLAYER	HGT.	WGT.	SHOOTS	BIRTHPLACE	BORN	2012-13 CLUB	GP	G	A	PTS	PIM	GP	G	A	PTS	PIM
Abbott, Spencer	5'10	175	R	Hamilton, ON	04/30/88	Toronto (AHL)	55	13	20	33	10	5	2	3	5	2
Ashton, Carter	6'3	215	L	Winnipeg, MB	04/01/91	Toronto (AHL)	53	11	8	19	67	9	3	2	5	4
Biggs, Tyler	6'3	224	R	Binghamton, NY	04/30/93	Toronto (AHL)	4	1	0	1	0	1	0	0	0	0
						Oshawa (OHL)	60	26	27	53	55	9	0	1	1	13
						USA (WJC)	7	0	1	1	8	-	-	-	-	-
Bodie, Troy	6'4	220	R	Portage La Prairie, MB	01/25/85	Portland (AHL)	5	3	1	4	7	2	0	0	0	2
						Norfolk (AHL)	47	4	8	12	111	-	-	-	-	-
						Chicago (NHL)	35	7	7	14	22	18	3	3	6	24
Bolland, Dave	6'10	184	R	Mimico, ON	06/05/86	Toronto (NHL)	46	12	16	28	6	5	1	1	2	
Bozak, Tyler	6'1	195	R	Regina, SK	03/19/86	Toronto (AHL)	7	0	0	0	15	3	0	0	0	
Broll, David	6'3	235	L	Mississauga, ON	01/04/93	S.S. Marie (OHL)	67	17	37	54	77	6	0	2	2	21
Brown, Connor	5'11	170	R	Etobicoke, ON	01/14/94	Erie (OHL)	63	28	41	69	39	-	-	-	-	-
Cameranesi, Tony	5'10	180	R	Maple Grove, MN	08/12/93	U. Minn-Duluth (WCHA)	38	14	20	34	28	-	-	-	-	-
Carrick, Sam	6'0	207	R	Stouffville, ON	02/04/92	Toronto (AHL)	19	2	2	4	18	5	0	0	0	0
						Idaho (ECHL)	50	16	21	27	70	-	-	-	-	-
Clarkson, David	6'1	200	R	Toronto, ON	03/31/84	New Jersey (NHL)	48	15	9	24	78	-	-	-	-	-
						Salzburg (AUT)	5	2	1	3	18	-	-	-	-	-
Colborne, Joe	6'5	213	L	Calgary, AB	01/30/90	Toronto (NHL)	5	0	0	0	2	2	0	0	0	0
						Toronto (AHL)	65	14	28	42	53	4	0	1	1	2
Crescenzi, Andrew	6'5	213	L	Thornhill, ON	07/29/92	Toronto (AHL)	15	1	1	2	17	-	-	-	-	-
						San Francisco (ECHL)	23	3	11	14	28	-	-	-	-	-
D'Amigo, Jerry	5'11	213	L	Binghamton, NY	02/19/91	Toronto (AHL)	70	17	12	29	40	9	1	8	9	10
Devane, Jamie	6'5	220	L	Mississauga, ON	02/20/91	Toronto (AHL)	22	2	3	5	41	-	-	-	-	-
						San Francisco (ECHL)	12	1	0	1	45	-	-	-	-	-
Gauthier, Frederik	6'5	214	L	St-Lin, QC	04/26/95	Rimouski (QMJHL)	62	22	38	60	26	6	0	2	2	2
Herzog, Fabrice	6'2	176	L	Frauenfeld, SUI	12/09/94	Zug (SWI)	20	2	2	4	6	-	-	-	-	-
						Zug (SWI Jr.)	32	28	17	45	26	4	3	2	5	2
Johnson, Andreas	5'10	172	L	Gavle, SWE	11/21/94	Frolunda (SWE)	7	1	0	1	0	5	0	0	0	0
						Frolunda (SWE Jr.)	42	23	31	54	54	4	1	1	2	12
Kadri, Nazem	6'10	188	L	London, ON	10/06/90	Toronto (NHL)	48	18	26	44	23	7	1	3	4	10
						Toronto (AHL)	27	8	18	26	26	-	-	-	-	-
						Toronto (NHL)	48	20	32	52	18	7	4	2	6	2
Kessel, Phil	6'10	202	R	Madison, WI	10/02/87	Toronto (NHL)	42	4	5	9	18	7	0	0	0	
Komarov, Leo	5'11	198	L	Narva, EST	01/23/87	Toronto (AHL)	14	6	3	9	22	-	-	-	-	
						Moscow Dyn. (KHL)	13	2	8	10	42	-	-	-	-	-
Kulemin, Nikolai	6'1	225	L	Magnitogorsk, RUS	07/14/86	Toronto (NHL)	48	7	16	23	22	7	0	1	1	0
						Magnitogorsk (KHL)	36	14	24	38	26	-	-	-	-	-
Leivo, Josh	6'2	195	R	Innisfil, ON	05/26/93	Toronto (AHL)	4	0	2	2	2	3	0	1	1	0
						Sudbury (OHL)	34	19	25	44	34	-	-	-	-	-
						Kitchener (OHL)	29	10	19	29	18	10	3	9	12	8
Lupul, Joffrey	6'1	206	R	Fort, Sask., AB	09/23/83	Toronto (NHL)	16	11	7	18	12	7	3	1	4	4
						Yekaterinburg (KHL)	9	1	3	4	4	-	-	-	-	-
McClement, Jay	6'1	205	L	Kingston, ON	03/02/83	Toronto (NHL)	48	8	9	17	11	7	0	0	0	0
McKegg, Greg	6'10	200	L	St. Thomas, ON	06/17/92	Toronto (AHL)	61	8	15	23	22	9	3	3	6	10
McLaren, Frazer	6'5	230	L	Winnipeg, MB	10/29/87	Toronto (NHL)	35	3	2	5	102	1	0	0	0	2
						San Jose (NHL)	1	0	0	0	0	-	-	-	-	-
						Worcester (AHL)	26	0	1	1	87	-	-	-	-	-
Orr, Colton	6'3	222	R	Winnipeg, MB	03/03/82	Toronto (NHL)	44	1	3	4	155	7	0	0	0	18
Ross, Brad	6'1	183	L	Lethbridge, AB	05/28/92	Toronto (AHL)	40	8	3	11	29	7	0	1	1	6
						Idaho (ECHL)	5	1	2	3	2	-	-	-	-	-
Rupert, Ryan	5'9	186	L	Grand Bend, ON	06/02/94	London (OHL)	54	11	35	46	75	21	11	9	20	12
						Memorial Cup	5	1	2	3	6	-	-	-	-	-
Ryan, Kenny	6'0	200	R	Franklin Village, MI	07/10/91	Toronto (AHL)	59	9	12	21	38	9	0	0	0	13
Smith, Trevor	6'1	195	L	Ottawa, ON	02/08/85	Pittsburgh (NHL)	1	0	0	0	0	-	-	-	-	-
						WB/Scranton (AHL)	75	23	31	54	64	15	5	8	13	9
Toninato, Dominic	6'1	165	L	Duluth, MN	03/09/94	Fargo (USHL)	64	29	41	70	50	13	3	3	6	6
van Riemsdyk, James	6'3	200	L	Middletown, NJ	05/04/89	Toronto (NHL)	48	18	14	32	26	7	2	5	7	4
Verhaeghe, Carter	6'1	181	L	Waterdown, ON	08/14/95	Niagara (OHL)	67	18	26	44	22	5	2	2	4	6

2013-14 PLAYER PERSONNEL

DEFENCEMEN

PLAYER	HGT.	WGT.	SHOOTS	BIRTHPLACE	BORN	2012-13 CLUB	GP	G	A	PTS	PIM	GP	G	A	PTS	PIM
Blacker, Jesse Brennan, TJ	6'2	190	R	Toronto, ON	04/19/91	Toronto (AHL)	61	4	7	11	33	4	0	1	1	0
	6'1	213	L	Willingboro, NJ	04/03/89	Buffalo (NHL)	10	1	0	1	6	-	-	-	-	-
						Florida (NHL)	19	2	7	9	2	-	-	-	-	-
						Rochester (AHL)	36	14	21	35	57	-	-	-	-	-
Everson, Max	6'1	190	L	Edina, MN	02/22/93	Harvard (HE)	7	0	1	1	4	-	-	-	-	-
						Omaha (USHL)	16	1	4	5	8	-	-	-	-	-
Finn, Matt	6'0	207	L	Toronto, ON	02/24/94	Guelph (OHL)	41	11	20	31	24	-	-	-	-	-
Franson, Cody	6'5	213	R	Sicamous, BC	08/08/87	Toronto (NHL)	45	4	25	29	8	7	3	3	6	0
						Brynäs (SWE)	26	3	4	7	10	-	-	-	-	-
Fraser, Mark	6'4	220	L	Ottawa, ON	09/29/86	Toronto (NHL)	45	0	8	8	85	4	0	1	1	7
						Toronto (AHL)	30	2	3	5	114	-	-	-	-	-
Gardiner, Jake	6'2	184	L	Minnetonka, MN	07/04/90	Toronto (NHL)	12	0	4	4	0	6	1	4	5	0
Granberg, Petter	6'3	205	R	Gällivare, SWE	08/27/92	Toronto (AHL)	43	10	21	31	12	-	-	-	-	-
						Skövde (SWE)	13	0	0	0	4	13	0	2	2	10
						Skövde (SWE Jr.)	3	0	1	1	2	-	-	-	-	-
Gunnarsson, Carl	6'2	196	L	Örebro, SWE	11/09/86	Sweden (WC)	10	0	1	1	2	-	-	-	-	
						Toronto (NHL)	37	1	14	15	14	7	0	1	1	0
Holzer, Korbinian	6'3	205	R	Munich, GER	02/16/88	Örebro (SWE-2)	10	0	4	4	2	-	-	-	-	-
						Toronto (NHL)	22	2	1	3	28	-	-	-	-	-
						Toronto (AHL)	46	1	10	11	46	8	0	1	1	24
Knodel, Eric	6'6	225	L	West Chester, PA	06/08/90	U. of New Hampshire (HE)	38	10	11	21	8	-	-	-	-	-
Liles, John-Michael	5'10	185	L	Indianapolis, IN	11/25/80	Toronto (NHL)	32	2	9	11	4	4	0	0	0	2
Loov, Viktor	6'3	190	L	Södertälje, SWE	11/16/92	Södertälje (SWE-2)	50	2	9	11	57	-	-	-	-	-
MacWilliam, Andrew	6'2	230	L	Calgary, AB	03/25/90	Toronto (AHL)	2	0	0	0	0	-	-	-	-	-
						U. N. Dakota (WCHA)	41	2	11	13	116	-	-	-	-	-
Marshall, Kevin	6'1	201	L	Boucherville, QC	03/10/89	Toronto (AHL)	15	1	5	6	10	9	0	2	2	12
						Hershey (AHL)	52	1	4	5	77	-	-	-	-	-
Nilsson, Tom	6'0	176	R	Tjärnsjö, SWE	08/19/93	Mora (SWE-2)	42	1	3	4	18	-	-	-	-	-
						Mora (SWE-JR)	3	0	0	0	0	2	3	2	5	0
						Sweden (WJC)	6	0	2	2	4	-	-	-	-	-
Percy, Stuart	6'1	195	L	Oakville, ON	05/18/93	Toronto (AHL)	4	1	2	3	2	-	-	-	-	-
						Mississauga (OHL)	68	13	32	45	44	6	0	2	2	4
Phaneuf, Dion	6'3	214	L	Edmonton, AB	04/10/85	Toronto (NHL)	48	9	19	28	65	7	1	2	3	6
Ranger, Paul	6'3	210	L	Whitby, ON	09/12/84	Toronto (AHL)	51	8	17	25	54	9	2	2	4	14
Rielly, Morgan	6'1	205	L	Vancouver, BC	03/09/94	Toronto (AHL)	14	1	2	3	0	8	1	0	1	0
						Moose Jaw (WHL)	60	12	42	54	19	-	-	-	-	-
						Canada (WJC)	6	1	2	3	0	-	-	-	-	-
Robertson, Dennis	6'1	210	L	Fort St. John, BC	05/24/91	Brown U. (ECAC)	36	3	17	20	69	-	-	-	-	-

GOALTENDERS

PLAYER	HT	WT	CATCH	BIRTHPLACE
--------	----	----	-------	------------

ALL-TIME DRAFT CHOICES

SELECTION OVERALL TEAM

2013 (AT NEW JERSEY, JUNE 30)

Frederik Gauthier	21	Rimouski
Carter Verhaeghe	82	Niagara
Fabrice Herzog	142	Zug Jr.
Antoine Bibeau	172	PEI
Andreas Johnson	202	Frolunda Jr.

2012 (AT PITTSBURGH, JUNE 22-23)

Morgan Rielly	5	Moose Jaw
Matt Finn	35	Guelph
Dominic Toninato	126	Duluth East H.S.
Connor Brown	156	Erie
Ryan Rupert	157	London
Viktor Loov	209	Sodertalje

2011 (AT MINNESOTA, JUNE 24-25)

Tyler Biggs	22	USA U-18
Stuart Percy	25	Mississauga
Josh Leivo	86	Sudbury
Tom Nilsson	100	Mora Jr.
Tony Cameranesi	130	Wayzata H.S.
David Broll	152	Sault Ste. Marie
Dennis Robertson	173	Brown University
Garret Sparks	190	Guelph
Max Everson	203	Edina High H.S.

2010 (AT LOS ANGELES, JUNE 25-26)

Brad Ross	43	Portland
Greg McKeeg	62	Erie
Sondre Olden	79	Modo Jr.
Petter Granberg	116	Skelleftea Jr.
Sam Carrick	144	Brampton
Daniel Brodin	146	Djurgarden
Josh Nicholls	182	Saskatoon

2009 (AT MONTREAL, JUNE 26-27)

Nazem Kadri	7	London
Kenny Ryan	50	USA U-18
Jesse Blacker	58	Windsor
Jamie Devane	68	Plymouth
Eric Knodel	128	Philadelphia Flyers Jr.
Jerry D'Amigo	158	USA U-18
Barron Smith	188	Peterborough

2008 (AT OTTAWA, JUNE 20-21)

Luke Schenn	5	Kelowna
Jimmy Hayes	60	Lincoln
Mikhail Stefanovich	98	Quebec
Greg Pateryn	128	Ohio
Joel Champagne	129	Chicoutimi
Jerome Flaake	130	Cologne
Grant Rollheiser	158	Trail
Andrew MacWilliam	188	Camrose

2007 (AT COLUMBUS, JUNE 22-23)

Dale Mitchell	74	Oshawa
Matt Frattin	99	Fort Saskatchewan
Ben Winnett	104	Salmon Arm
Juraj Mikus	134	Trencin
Christopher DiDomenico	164	Saint John
Carl Gunnarsson	189	Linkoping

2006 (AT VANCOUVER, JUNE 24)

Jiri Tlusty	13	Kladno
Nikolai Kulemin	44	Magnitogorsk
James Reimer	99	Red Deer
Korbinian Holzer	111	Bad Tolz
Viktor Stalberg	161	Frolunda
Tyler Rueggesser	166	Shattuck-St. Mary's
Leo Komarov	180	Assat

SELECTION OVERALL TEAM

2005 (AT OTTAWA, JULY 30)

Tuukka Rask	21	Ilves Jr.
Phil Oreskovic	82	Brampton
Alex Berry	153	Junior Bruins
Johan Dahlberg	173	Modo Jr.
Anton Stralman	216	Skovde
Chad Rau	228	Des Moines

2004 (AT CAROLINA, JUNE 26-27)

Justin Pogge	90	Prince George
Roman Kukumborg	113	Dukla Trencin
Dimitri Vorobiev	157	Lada Togliatti
Robert Earl	187	Wisconsin
Maxim Semenov	220	Lada Togliatti
Jan Steber	252	Halifax
Pierce Norton	285	Thayer Academy H.S.

2003 (AT NASHVILLE, JUNE 21-22)

John Doherty	57	Phillips Andover H.S.
Martin Sagat	91	Trencin Jr.
Konstantin Volkov	125	Dynamo Jr.
John Mitchell	158	Plymouth
Jeremy Williams	220	Swift Current
Shaun Landolt	237	Calgary

2002 (AT TORONTO, JUNE 22-23)

Alexander Steen	24	Frolunda
Matt Stajan	57	Belleville
Todd Ford	74	Swift Current
Dominic D'Amour	88	Hull
David Turon	122	Femax Havirov
Ian White	191	Swift Current
Scott May	222	Ohio State
Jarkko Immonen	254	Assat Pori
Staffan Kronwall	285	Djurgarden Jr.

2001 (AT FLORIDA, JUNE 23-24)

Carlo Colaiacovo	17	Erie
Karel Pilar	39	Litvinov
Brendan Bell	65	Ottawa
Jay Harrison	82	Brampton
Nicolas Corbeil	88	Sherbrooke
Kyle Wellwood	134	Belleville
Max Kondratiev	168	Togliatti Jr.
Jaroslav Sklenar	183	Brno Jr.
Ivan Kolozvary	198	Trencin Jr.
Jan Chovan	213	Belleville
Tomas Mojzis	246	Moose Jaw
Mike Knoepfli	276	Georgetown

2000 (AT CALGARY, JUNE 24-25)

Brad Boyes	24	Erie
Kris Vernarsky	51	Plymouth
Mikael Tellqvist	70	Djurgarden
Jean-Francois Racine	90	Drummondville
Miguel Delisle	100	Ottawa
Vadim Sozinov	179	Novokuznetsk "2"
Markus Seikola	209	TPS Jr.
Lubos Velebny	223	Zvolen Jr.
Alexander Shinkar	254	Cherepovets
Jean-Philippe Cote	265	Cape Breton

1999 (AT BOSTON, JUNE 26)

Luca Cereda	24	Ambri
Peter Reynolds	60	London
Mirko Murovic	108	Moncton
Jonathan Zion	110	Ottawa
Vaclav Zavoral	151	Litvinov
Jan Sochor	161	Slavia Praha
Vladimir Kulikov	211	CSKA Jr.
Pierre Hedin	239	Modo Ornskoldsvik
Peter Metcalf	267	University of Maine

SELECTION OVERALL TEAM

1998 (AT BUFFALO, JUNE 27)

Nik Antropov	10	Torpedo
Petr Svoboda	35	Dukla Jihlava
Jamie Hodson	69	Brandon
Alexei Ponikarovskiy	87	Dynamo "2"
Morgan Warren	126	Moncton
Allan Rourke	154	Kitchener
Jonathan Gagnon	181	Cape Breton
Dwight Wolfe	215	Halifax
Michal Travnicek	228	Litvinov Jr.
Sergei Rostov	236	CSKA "2"

1997 (AT PITTSBURGH, JUNE 21)

Jeff Farkas	57	Boston College
Adam Mair	84	Owen Sound
Frantisek Mrazek	111	Ceske-Budejovice
Eric Gooldy	138	Detroit
Hugo Marchand	165	Victoriaville
Shawn Thornton	190	Peterborough
Russ Bartlett	194	Phillips-Exeter
Jonathan Hedstrom	221	Skelleftea

1996 (AT ST. LOUIS, JUNE 22)

Marek Posmyk	36	Dukla Jihlava
Francis Larivee	50	Laval
Mike Lankshear	66	Guelph
Konstantin Kalmikov	68	Detroit
Jason Sessa	86	Lake Superior
Vladimir Antipov	103	Yaroslavl
Peter Cava	110	Sault Ste. Marie
Brandon Sugden	111	London
Dmitri Yakushin	140	Pembroke
Chris Bogas	148	Michigan State
Lucio DeMartinis	151	Shawinigan
Reggie Berg	178	U. of Minnesota
Tomas Kaberle	204	HC Kladno
Jared Hope	230	Spokane

1995 (AT EDMONTON, JULY 8)

Jeff Ware	15	Oshawa
Ryan Pepperal	54	Kitchener
Doug Bonner	139	Seattle
Yannick Tremblay	145	Beaumont
Marek Melenovsky	171	Dukla Jihlava
Mark Murphy	197	Stratford Jr. B
Danny Markov	223	Spartak

1994 (AT HARTFORD, JUNE 28-29)

Eric Fichaud	16	Chicoutimi
Sean Haggerty	48	Detroit
Fredrik Modin	64	Sundsvall
Mark Deyell	126	Saskatoon
Kam White	152	Newmarket
Tommi Rajamaki	178	Assat Jr.
Rob Butler	204	Niagara Jr. A
Sergei Berezin	256	Khimik
Doug Nolan	282	Catholic Memorial

1993 (AT QUEBEC, JUNE 26)

Kenny Jonsson	12	Rogle
Landon Wilson	19	Dubuque Jr. A
Zdenek Nedved	123	Sudbury
Paul Vincent	149	Cushing Academy
Jeff Andrews	175	North Bay
David Brumby	201	Tri-City
Kyle Ferguson	253	Michigan Tech. Univ.
Mikhail Lapin	279	Western Michigan

SELECTION OVERALL TEAM

1992 (AT MONTREAL, JUNE 20)

Brandon Convery	8	Sudbury
Grant Marshall	23	Ottawa
Nikolai Borschevsky	77	Spartak
Mark Raiter	95	Saskatoon
Janne Gronvall	101	Lukko
Chris Deruiter	106	Kingston Jr. A
Mikael Hakansson	125	Nacka
Patrik Augusta	149	Dukla Jihlava
Ryan Vandenbussche	173	Cornwall
Wayne Clarke	197	R.P.I.
Sergei Simonov	221	Kristall Saratov
Nathan Dempsey	245	Regina

1991 (AT BUFFALO, JUNE 9)

Yanic Perreault	47	Trois-Rivieres
Terry Chitroni	69	Sudbury
Alexei Kudashov	102	Krylja Sovetov
Jeff Perry	113	Owen Sound
Alexander Kuzminsky	120	Sokol Kiev
Martin Prochazka	135	Poldi Kladno
Dmitri Mironov	160	Soviet Wings
Robb McIntyre	164	Dubuque Jr. A
Tomas Kucharcik	167	Dukla Jihlava
Guy Lehoue	179	Drummondville
Gary Miller	201	North Bay
Jonathan Kelley	223	Arlington H.S.
Chris O'Rourke	245	Alaska-Fairbanks

1990 (AT VANCOUVER, JUNE 16)

Drake Berehowsky	10	Kingston
Felix Povtin	31	Chicoutimi
Darby Hendrickson	73	Richfield
Greg Walters	80	Ottawa
Alexander Godynyuk	115	Sokol Kiev
Eric Lacroix	136	Governor Dummer
Dan Stiver	157	Univ. of Michigan
Robert Horyna	178	Dukla Jihlava
Rob Chebator	199	Arlington
Scott Malone	220	Northfield-Mt. Heron
Nick Vachon	241	Governor Dummer

1989 (AT MINNESOTA, JUNE 17)

Scott Thornton	3	Belleville
Rob Pearson	12	Belleville
Steve Bancroft	21	Belleville
Matt Martin	66	Avon Old Farms
Keith Carney	96	Mount St. Charles
David Burke	108	Cornell
Michael Doers	125	Northwood Prep.
Keith Merkle	129	Porkledge
Derek Langille	150	North Bay
Jeffrey St. Laurent	171	Berwick
Justin Tomberlin	192	Greenway
Mike Jackson	213	Toronto
Steve Chartrand	234	Drummondville

1988 (AT MONTREAL, JUNE 11)

Scott Pearson	6	Kingston
Tie Domi	27	Peterborough
Peter Ing	48	Windsor
Ted Crowley	69	Lawrence A.C.
Leonard Esau	86	Humboldt-T11
Matt Mallgrave	132	St. Paul's
Roger Elvenas	153	Rogle
Mike Delay	174	Canterbury
David Sacco	195	Medford
Mike Gregorio	216	Cushing A.C.
Peter DeBoer	237	Windsor

ALL-TIME DRAFT CHOICES

SELECTION OVERALL TEAM

1987 (AT DETROIT, JUNE 13)

Luke Richardson	7	Peterborough
Daniel Marois	28	Chicoutimi
John McIntyre	49	Guelph
Joe Sacco	71	Medford
Mike Eastwood	91	Pembroke
Damian Rhodes	112	Richfield HS
Trevor Jobe	133	Moose Jaw
Chris Jensen	154	Northwood
Brian Blad	175	Belleville
Ron Bernacci	196	Hamilton
Ken Alexander	217	Hamilton
Alex Weinrich	238	Yarmouth

1986 (AT MONTREAL, JUNE 21)

Vincent Damphousse	6	Laval
Darryl Shannon	36	Windsor
Sean Bolland	48	Toronto
Kent Hulst	69	Windsor
Scott Taylor	90	Kitchener
Stephane Giguere	111	St. Jean Castors
Danny Hie	132	Ottawa
Steve Brennan	153	New Prep H.S.
Brian Bellefeuille	174	Canterbury H.S.
Sean Davidson	195	Toronto
Mark Holick	216	Saskatoon
Brian Hoad	237	Hamilton

1985 (AT TORONTO, JUNE 15)

Wendel Clark	1	Saskatoon
Ken Spangler	22	Calgary
Dave Thominson	43	Brandon
Greg Vey	64	Peterborough
Jeff Serowik	85	Lawrence A.C.
Jiri Latal	106	Czechoslovakia
Tim Bean	127	North Bay
Andy Donahue	148	Belemont H.S.
Todd Whittemore	169	Kent H.S.
Bob Reynolds	190	St. Clair
Tim Armstrong	211	Toronto
Mitch Murphy	232	St. Paul H.S.

1984 (AT MONTREAL, JUNE 9)

Al Iafrate	4	Belleville
Todd Gill	25	Windsor
Jeff Reese	67	London
Jack Capuano	88	Kent H.S.
Fabian Joseph	109	Victoria
Joe MacInnins	130	Watertown H.S.
Derek Laxdal	151	Brandon
Dan Turner	172	Medicine Hat
David Buckley	192	T-Pauling H.S.
Mikael Wurst	213	Ohio St.
Peter Slanina	233	Czechoslovakia

1983 (AT MONTREAL, JUNE 8)

Russ Courtnall	7	Victoria
Jeff Jackson	28	Brantford
Allan Bester	49	Brantford
Dan Hodgson	85	Prince Albert
Cam Plante	133	Brandon
Paul Bifano	154	Brantford
Cliff Albrecht	175	Princeton University
Greg Rolston	191	Power H.S.
Brian Ross	196	Kitchener
Mike Tomiak	217	Comwall
Ron Choules	238	Troi-Rivieres

SELECTION OVERALL TEAM

1982 (AT MONTREAL, JUNE 9)

Gary Nylund	3	Portland
Gary Leeman	24	Regina
Peter Ihnacak	25	Czechoslovakia
Ken Wregget	45	Lethbridge
Vladimir Ruzicka	73	Czechoslovakia
Eduard Uvira	87	Czechoslovakia
Sylvain Charland	99	Shawinigan
Ron Dreger	108	Saskatoon

1982 (AT MONTREAL, JUNE 9) continued

Craig Kales	115	Niagara Falls
Dom Campedelli	129	Cohasset
Jeff Triano	139	Toronto
Miroslav Ihnacak	171	Czechoslovakia
Leigh Verstraete	192	Calgary
Tim Loven	213	North Dakota
Jim Appelby	234	Winnipeg

1981 (AT MONTREAL, JUNE 10)

Jim Benning	6	Portland
Gary Yaremchuk	24	Portland
Ernie Godden	48	Windsor
N. Lefrancois	90	Trois-Rivieres
Barry Bridley	102	Calgary
Andrew Wright	132	Peterborough
Richard Turmel	153	Shawinigan
Greg Barber	174	Victoria
Marc Magnan	195	Lethbridge

1980 (AT MONTREAL, JUNE 11)

Craig Muni	25	Kingston
Bob McGill	26	Victoria
Fred Boimstruck	43	Cornwall
Stewart Gavin	74	Toronto
Hugh Larkin	95	Sault Ste. Marie
Ron Dennis	116	Princeton
Russ Adam	137	Kitchener
Fred Perlini	158	Toronto
D. McCutcheon	179	Toronto
Paul Higgins	200	Toronto H.S.

*1979 (AT MONTREAL, AUGUST 9)

Laurie Boschman	9	Brandon
Norman Aubin	51	Verdun
Vincent Tremblay	72	Quebec
Frank Nigro	93	London
Bill McCreary	114	Colgate University

1978 (AT MONTREAL, JUNE 15)

Joel Quenneville	21	Windsor
Mark Kirton	48	Peterborough
Bob Parent	65	Kitchener
Jordy Douglas	81	Flin Flon
Mel Hewitt	92	Calgary
Norman Lefebvre	98	Trois-Rivieres
John Scammell	115	Lethbridge
Kevin Reinhart	132	Kitchener
Mike Wagborne	149	New Hampshire
Laurie Cuvelier	166	St. Francis Xavier

1977 (AT MONTREAL, JUNE 14)

John Anderson	11	Toronto
Trevor Johansen	12	Toronto
Bob Gladney	24	Oshawa
Rocky Saganuik	29	Medicine Hat
Dan Eastman	65	London
John Wilson	83	Windsor
Roy Sommer	101	Calgary
Lynn Jorgenson	119	Toronto
Kevin Howe	134	Sault Ste. Marie
Ray Robertson	149	St. Lawrence

SELECTION OVERALL TEAM

1976 (AT MONTREAL, JUNE 1)

Randy Carlyle	30	Sudbury
Alain Belanger	48	Sherbrooke
Gary McFadyen	52	Hull
Tim Williams	66	Victoria
Greg Hotham	84	Kingston
Dan Djakalovic	102	Kingston
Chuck Skjodt	116	Windsor

1975 (AT MONTREAL, JUNE 3)

Don Ashby	6	Calgary
Doug Jarvis	24	Peterborough
Bruce Boudreau	42	Toronto
Ted Long	78	Hamilton
Kevin Campbell	96	St. Lawrence Univ.
Mario Rouillard	114	Three Rivers
Ron Wilson	132	Providence College
Paul Evans	149	Peterborough
Jean Latendresse	165	Shawinigan Falls
Paul Crowley	166	Sudbury
Dan D'Alvise	179	Royal York
Jack Laine	180	Bowling Green
Ken Holland	188	Medicine Hat
Bob Barnes	189	Hamilton
Gary Burns	191	Univ. of New Hampshire
Jim Montgomery	193	Hull
Rick Martin	199	London

1974 (AT MONTREAL, MAY 28)

Jack Valiquette	13	Sault Ste. Marie
Dave Williams	31	Swift Current
P. Alexandersson	49	Leksand, Sweden
Peter Driscoll	67	Kingston
Mike Palmateer	85	Toronto
Bill Hassard	103	Wexford
Kevin Devine	121	Toronto
Kevin Kemp	139	Ottawa
Dave Syvret	155	St. Catharines
Andy Stoesz	170	Selkirk
Martin Feschuk	185	Saskatoon

1973 (AT MONTREAL, MAY 15)

Lanny McDonald	4	Medicine Hat
Bob Neely	10	Peterborough
Ian Turnbull	15	Ottawa
Francois Rochon	52	Sherbrooke
Gord Titcomb	68	St. Catharines
Doug Marit	84	Regina
Dan Follett	100	Downsview
Les Burgess	116	Kitchener
Dave Pay	132	Univ. of Wisconsin
Lee Palmer	144	Clarkson College
Bob Peace	147	Cornell University
Norm McLeod	159	M and W Rangers

1972 (AT MONTREAL, JUNE 8)

George Ferguson	11	Toronto
Randy Osburn	27	London
Denis Deslauriers	43	Shawinigan
Brian Bowles	59	Cornwall
Michel Plante	75	Drummondville
Dave Shardlow	91	Flin Flon

SELECTION OVERALL TEAM

1972 (AT MONTREAL, JUNE 8) continued

Monte Miron	107	Clarkson University
Peter Williams	123	University of P.E.I.
Pat Boutette	139	Univ. of Minnesota
Gary Schofield	143	Clarkson University

1971 (AT MONTREAL, JUNE 10)

Rick Kehoe	22	Hamilton
Dave Fortier	23	St. Catharines
Gavin Kirk	37	Toronto
Rick Cunningham	51	Peterborough
Bob Sykes	65	Sudbury
Mike Ruest	79	Cornwall
Dale Smedsmo	93	Bernidjii State
Steve Johnson	98	Verdun
Bob Burns	107	Canadian Armed Forces

1970 (AT MONTREAL, JUNE 11)

Darryl Sittler	8	London
Errol Thompson	22	Charlottetown
Gerry O'Flaherty	36	Kitchener
Bob Gryp	50	Boston University
Luc Simard	64	Trois-Rivieres
Calvin Booth	78	Weyburn
Paul Larose	91	Quebec Jr.
Ron Low	103	Dauphin

1969 (AT MONTREAL, JUNE 12)

Ernie Moser	9	Estevan
Doug Brindley	20	Niagara Falls
Larry McIntyre	31	Moose Jaw
Frank Hughes	43	Edmonton
Brian Spencer	55	Swift Current
Bob Neufeld	67	Dauphin

1968 (AT MONTREAL, JUNE 13)

Brad Selwood	10	Niagara Falls
--------------	----	---------------

1967 (AT MONTREAL, JUNE 7)

Bob Kelly	16	Fort Arthur
-----------	----	-------------

1966 (AT MONTREAL, APRIL 25)

John Wright	4	West Clair
Cam Crosby	10	Toronto
Rick Ley	16	Niagara Falls
Dale MacLeish	22	Peterborough

1965 (AT MONTREAL, APRIL 27)

No Selections

1964 (AT MONTREAL, JUNE 11)

Tom Martin	5	Toronto
Dave Cotey	11	Aurora
Mike Pelyk	17	Toronto
Jim Dorey	23	Stamford

1963 (AT MONTREAL, JUNE 5)

Walt McKechnie	6	London
Neil Clairmont	12	Parry Sound
Jim McKenny	17	Neil McNeil
Gerry Meehan	21	Neil McNeil



2012-13 REVIEW

PAGES

122 - 139

GAME-BY-GAME RESULTS

GM	DATE	OPPONENT	RESULT	GWG	GOAL TENDERS	PPG,*SHG,*OTG LEAF GOALS	PP	PK	SHOTS	GF/GA	ATTN.	RECORD	DIVISION	CONFERENCE
1	Jan. 19	@MTL	W 2-1	KADRI	SCRIVENS/Price	43/42	2/5	4/5	26-22	2-1	21,273	1-0-0	1-0-0	1-0-0
2	Jan. 21	BUF	L 1-2	<Pominville>	SCRIVENS/Miller	43	1/7	3/3	35-20	3-3	19,475	1-1-0	1-1-0	1-1-0
3	Jan. 23	@PIT	W 5-2	van RIEMSDYK	REIMER/Feunoy	16,21,21,84,42	1/8	4/5	24-30	8-5	18,641	2-1-0	1-1-0	2-1-0
4	Jan. 24	NVI	L 4-7	<Aucoin>	SCRIVENS(L), REIMER/Nabokov	36,43,84,39	0/5	1/2	43-34	12-12	19,125	2-2-0	1-1-0	2-2-0
5	Jan. 26	@NVR	L 2-5	<Gaborik>	REIMER/Lundqvist	84,21	1/4	4/4	17-27	17,200	2-3-0	1-1-0	2-3-0	2-3-0
6	Jan. 29	@BUF	W 4-3(OT)	FRATTIN	REIMER/Miller	11,39,4,39	0/2	0/1	24-32	18-20	18,801	3-3-0	2-1-0	3-3-0
7	Jan. 31	WSH	W 3-2	FRATTIN	REIMER/Neuirth	21,41,39	1/8	2/3	40-22	21-22	19,374	4-3-0	2-1-0	4-3-0
8	Feb. 2	BOS	L 0-1	<Bourque>	REIMER/Rask	-	0/3	2/2	21-34	21-23	19,246	4-4-0	2-2-0	4-4-0
9	Feb. 4	CAR	L 1-4	<E.Staal>	REIMER/Ward	39	0/5	2/4	42-39	22-27	19,072	4-5-0	2-2-0	4-5-0
10	Feb. 5	@WSH	W 3-2	HOLZER	SCRIVENS/Neuirth	21,21,55	0/3	1/3	21-26	25-29	18,506	5-5-0	2-2-0	5-5-0
11	Feb. 7	@WPG	W 3-2	KESSEL	REIMER/Pavelec	*42,39,81	1/4	4/4	18-25	28-31	15,004	6-5-0	2-2-0	6-5-0
12	Feb. 9	@MTL	W 6-0	KOMAROV	REIMER/Price	47,42,21,81,55,3	2/6	4/4	28-37	34-31	21,273	7-5-0	3-2-0	7-5-0
13	Feb. 11	PHI	W 5-2	KOWAROV	REIMER(W), SCRIVENS/Bryzgalov(L), Boucher	3,28,39,16,21	0/5	3/3	24-46	39-33	19,253	8-5-0	3-2-0	8-5-0
14	Feb. 14	@CAR	W 5-4(OT)	<Jokinen>	SCRIVENS/Elis	43	1/2	2/3	23-34	40-36	18,680	8-6-0	3-2-0	8-6-0
15	Feb. 16	OTT	W 3-0	MCLAREN	SCRIVENS/Anderson	38,42,24	0/2	4/4	29-34	43-36	19,537	9-6-0	4-2-0	9-6-0
16	Feb. 18	@FLA	W 3-0	KESSEL	SCRIVENS/Theodore	81,43,16	1/2	3/3	33-37	46-36	17,177	10-6-0	4-2-0	10-6-0
17	Feb. 19	@TBL	L 2-4	<Kilorn>	SCRIVENS(L), RYNNAS/Lindback	84,21	0/3	5/6	25-19	48-40	19,204	10-7-0	4-2-0	10-7-0
18	Feb. 21	BUF	W 3-1	van RIEMSDYK	SCRIVENS/Miller	3,71,21	2/5	3/3	36-32	51-41	19,473	11-7-0	5-2-0	11-7-0
19	Feb. 23	@OTT	L 2-3	<Greening>	SCRIVENS/Bishop	84,15	1/2	1/1	28-35	53-44	19,499	11-8-0	5-3-0	11-8-0
20	Feb. 25	@PHI	W 4-2	GRABOVSKI	SCRIVENS/Bryzgalov	81,41,84,11	0/3	5/6	22-25	57-46	19,645	12-8-0	5-3-0	12-8-0
21	Feb. 27	MTL	L 2-5	<Gallagher>	SCRIVENS/Price	38,16	0/1	1/2	23-40	59-51	19,625	12-9-0	5-4-0	12-9-0
22	Feb. 28	@NVI	W 5-4(OT)	PHANEUF	REIMER/Nabokov	43,43,21,43,13	0/0	0/0	28-27	64-55	9,222	13-9-0	5-4-0	13-9-0
23	Mar. 4	NJD	W 4-2	MacARTHUR	REIMER/Hedberg	43,11,16,81	1/4	4/4	23-30	68-57	19,435	14-9-0	5-4-0	14-9-0
24	Mar. 6	OTT	W 5-4	KADRI	REIMER/Bishop	42,11,21,81,43	1/2	1/1	28-43	73-61	19,412	15-9-0	6-4-0	14-9-0
25	Mar. 7	@BOS	L 2-4	<Kreidl>	SCRIVENS/Khudobin	43,11	0/3	3/3	27-25	75-65	17,565	15-10-0	6-5-0	15-10-0
26	Mar. 9	PIT	L 4-5 (SO)	<Neal>	REIMER/Feunoy	21,4,16,81	2/3	4/4	26-41	79-70	19,418	15-10-1	6-5-0	15-10-1
27	Mar. 12	@WPG	L 2-5	<Wellwood>	REIMER(L), SCRIVENS/Pavelec	81,81	0/3	3/4	26-34	81-75	15,004	15-11-1	6-5-0	15-11-1
28	Mar. 14	PIT	L 1-3	<Dupuis>	SCRIVENS/Feunoy	42	0/3	3/3	29-28	82-78	19,561	15-12-1	6-5-0	15-12-1
29	Mar. 16	WPG	L 4-5 (SO)	<Bogolian>	SCRIVENS, REIMER(OT)/Pavelec	19,41,19,81	0/2	2/2	32-33	86-83	19,401	15-12-2	6-5-0	15-12-2
30	Mar. 20	TBL	W 4-2	BOZAK	REIMER/Canon(L), Lindback	19,3,42,41	0/2	4/4	26-28	90-85	19,433	16-12-2	6-5-0	16-12-2
31	Mar. 21	@BUF	L 4-5 (SO)	<OTH>	REIMER/Miller	42,43,84,43	2/4	4/5	34-36	94-90	19,070	16-12-3	6-5-1	16-12-3
32	Mar. 23	BOS	W 3-2	MCLAREN	REIMER/Khudobin(L), Rask	43,84,38	0/2	1/1	13-33	97-92	19,236	17-12-3	7-5-1	17-12-3
33	Mar. 25	@BOS	L 2-3 (SO)	<Bergeron>	REIMER/Rask	19,41	1/3	1/1	25-29	99-95	17,565	17-12-4	7-5-2	17-12-4
34	Mar. 26	FLA	W 3-2	LUPUL	SCRIVENS/Markstrom	3,19,19	1/3	1/1	31-42	102-97	19,379	18-12-4	7-5-2	18-12-4
35	Mar. 28	CAR	W 6-3	LUPUL	REIMER/Peters	42,4,3,19,11,41	1/4	2/3	36-22	108-100	19,236	19-12-4	7-5-2	19-12-4
36	Mar. 30	@OTT	W 4-0	LUPUL	REIMER/Bishop	19,43,43,43	1/5	5/5	23-31	112-100	20,183	20-12-4	8-5-2	20-12-4
37	Apr. 4	PHI	L 3-5	<Rosehill>	REIMER/Bryzgalov	41,24,21	0/1	3/3	28-31	115-105	19,619	20-13-4	8-5-2	20-13-4
38	Apr. 6	@NJD	W 2-1	BOZAK	REIMER/Brodeur	47,42	0/5	5/5	18-28	117-106	17,625	21-13-4	8-5-2	21-13-4
39	Apr. 8	NVR	W 4-3	KESSEL	REIMER/Lundqvist	21,23,81,81	1/2	2/2	28-34	121-109	19,437	22-13-4	8-5-2	22-13-4
40	Apr. 10	@NVR	L 2-3 (SO)	<Zuccarello>	REIMER/Lundqvist	81,81	0/2	3/3	25-28	123-112	17,200	22-13-5	8-5-2	22-13-5
41	Apr. 13	MTL	W 5-1	KOMAROV	REIMER/Price(L), Budaj	42,47,11,3,81	1/5	4/4	28-37	128-118	19,651	23-13-5	9-5-2	23-13-5
42	Apr. 15	NJD	W 2-0	KESSEL	REIMER/Brodeur	81,11	1/3	4/4	13-32	130-113	19,425	24-13-5	9-5-2	24-13-5

GAME-BY-GAME RESULTS

GM	DATE	OPPONENT	RESULT	GWG	GOAL TENDERS	PPG,*SHG,*OTG LEAF GOALS	PP	PK	SHOTS	GF/GA	ATTN.	RECORD	DIVISION	CONFERENCE
43	Apr. 16	@WSH	L 1-5	<Earl>	SCRIVENS/Holtby	84	0/3	4/6	30-37	131-118	18,506	24-14-5	9-5-2	24-14-5
44	Apr. 18	NVI	L 3-5	<Tavares>	REIMER/Nabokov	19,4,3	2/4	4/5	21-38	134-123	19,676	24-15-5	9-5-2	24-15-5
45	Apr. 20	@OTT	W 4-1	van RIEMSDYK	REIMER/Anderson	21,21,43,19	1/3	2/2	22-50	138-124	20,500	25-15-5	10-5-2	25-15-5
46	Apr. 24	@TBL	L 2-5	<Gudas>	REIMER/Bishop	81,19	0/2	2/2	28-26	140-129	18,826	25-16-5	10-5-2	25-16-5
47	Apr. 25	@FLA	W 4-0	KOMAROV	REIMER/Markstrom	47,16,81,81	0/1	3/3	17-34	144-129	16,484	26-16-5	10-5-2	26-16-5
48	Apr. 27	MTL	L 1-4	<Markov>	REIMER(L), SCRIVENS/Budaj	81	1/7	6/6	17-28	145-133	19,730	26-17-5	10-6-2	26-17-5



PLAYER GAME-BY-GAME RESULTS

	#1	#2	#3	#4	#5	#6	#7	#8	#9	#10	#11	#12	#13	#14	#15	#16	#17	#18	#19	#20
#3 Dion Phaneuf	0-1	0-1	0-1	0-1	0-1	0-1	0-1	0-1	0-1	0-1	0-1	0-1	0-1	0-1	0-1	0-1	0-1	0-1	0-1	0-1
#4 Cody Franson	0-1	0-1	0-1	0-1	0-1	0-1	0-1	0-1	0-1	0-1	0-1	0-1	0-1	0-1	0-1	0-1	0-1	0-1	0-1	0-1
#6 Mike Komisarek	0-1	0-1	0-1	0-1	0-1	0-1	0-1	0-1	0-1	0-1	0-1	0-1	0-1	0-1	0-1	0-1	0-1	0-1	0-1	0-1
#11 Jay McClement	0-1	0-1	0-1	0-1	0-1	0-1	0-1	0-1	0-1	0-1	0-1	0-1	0-1	0-1	0-1	0-1	0-1	0-1	0-1	0-1
#16 Colton Orr	0-1	0-1	0-1	0-1	0-1	0-1	0-1	0-1	0-1	0-1	0-1	0-1	0-1	0-1	0-1	0-1	0-1	0-1	0-1	0-1
#18 Mike Brown	0-1	0-1	0-1	0-1	0-1	0-1	0-1	0-1	0-1	0-1	0-1	0-1	0-1	0-1	0-1	0-1	0-1	0-1	0-1	0-1
#19 Jeffery Lupul	0-1	0-1	0-1	0-1	0-1	0-1	0-1	0-1	0-1	0-1	0-1	0-1	0-1	0-1	0-1	0-1	0-1	0-1	0-1	0-1
#20 David Steckel	0-1	0-1	0-1	0-1	0-1	0-1	0-1	0-1	0-1	0-1	0-1	0-1	0-1	0-1	0-1	0-1	0-1	0-1	0-1	0-1
#21 James van Riemsdyk	0-1	0-1	0-1	0-1	0-1	0-1	0-1	0-1	0-1	0-1	0-1	0-1	0-1	0-1	0-1	0-1	0-1	0-1	0-1	0-1
#22 Tyler Bock	0-1	0-1	0-1	0-1	0-1	0-1	0-1	0-1	0-1	0-1	0-1	0-1	0-1	0-1	0-1	0-1	0-1	0-1	0-1	0-1
#23 Nathan Kohn	0-1	0-1	0-1	0-1	0-1	0-1	0-1	0-1	0-1	0-1	0-1	0-1	0-1	0-1	0-1	0-1	0-1	0-1	0-1	0-1
#24 Mark Fraser	0-1	0-1	0-1	0-1	0-1	0-1	0-1	0-1	0-1	0-1	0-1	0-1	0-1	0-1	0-1	0-1	0-1	0-1	0-1	0-1
#25 Leo Komarov	0-1	0-1	0-1	0-1	0-1	0-1	0-1	0-1	0-1	0-1	0-1	0-1	0-1	0-1	0-1	0-1	0-1	0-1	0-1	0-1
#26 Ryan Hamilton	0-1	0-1	0-1	0-1	0-1	0-1	0-1	0-1	0-1	0-1	0-1	0-1	0-1	0-1	0-1	0-1	0-1	0-1	0-1	0-1
#27 Jake Gardiner	0-1	0-1	0-1	0-1	0-1	0-1	0-1	0-1	0-1	0-1	0-1	0-1	0-1	0-1	0-1	0-1	0-1	0-1	0-1	0-1
#28 Mike Kostka	0-1	0-1	0-1	0-1	0-1	0-1	0-1	0-1	0-1	0-1	0-1	0-1	0-1	0-1	0-1	0-1	0-1	0-1	0-1	0-1
#29 Korbhan Holzer	0-1	0-1	0-1	0-1	0-1	0-1	0-1	0-1	0-1	0-1	0-1	0-1	0-1	0-1	0-1	0-1	0-1	0-1	0-1	0-1
#30 Phil Kessel	0-1	0-1	0-1	0-1	0-1	0-1	0-1	0-1	0-1	0-1	0-1	0-1	0-1	0-1	0-1	0-1	0-1	0-1	0-1	0-1
#31 Mikael Gabovski	0-1	0-1	0-1	0-1	0-1	0-1	0-1	0-1	0-1	0-1	0-1	0-1	0-1	0-1	0-1	0-1	0-1	0-1	0-1	0-1
#32 Ben Scrivens	0-1	0-1	0-1	0-1	0-1	0-1	0-1	0-1	0-1	0-1	0-1	0-1	0-1	0-1	0-1	0-1	0-1	0-1	0-1	0-1
#34 James Reimer	0-1	0-1	0-1	0-1	0-1	0-1	0-1	0-1	0-1	0-1	0-1	0-1	0-1	0-1	0-1	0-1	0-1	0-1	0-1	0-1
#40 Jussi Rymas	0-1	0-1	0-1	0-1	0-1	0-1	0-1	0-1	0-1	0-1	0-1	0-1	0-1	0-1	0-1	0-1	0-1	0-1	0-1	0-1

DND - Did not dress DNP - Did not play *no longer on Leafs SJS - San Jose Sharks (NHL) MAR - Toronto Marlies (AHL)

Man-games lost due to injury: This quarter: 55

PLAYER GAME-BY-GAME RESULTS

	#1	#2	#3	#4	#5	#6	#7	#8	#9	#10	#11	#12	#13	#14	#15	#16	#17	#18	#19	#20
#3 Dion Phaneuf	0-1	0-1	0-1	0-1	0-1	0-1	0-1	0-1	0-1	0-1	0-1	0-1	0-1	0-1	0-1	0-1	0-1	0-1	0-1	0-1
#4 Cody Franson	0-1	0-1	0-1	0-1	0-1	0-1	0-1	0-1	0-1	0-1	0-1	0-1	0-1	0-1	0-1	0-1	0-1	0-1	0-1	0-1
#6 Mike Komisarek	0-1	0-1	0-1	0-1	0-1	0-1	0-1	0-1	0-1	0-1	0-1	0-1	0-1	0-1	0-1	0-1	0-1	0-1	0-1	0-1
#11 Jay McClement	0-1	0-1	0-1	0-1	0-1	0-1	0-1	0-1	0-1	0-1	0-1	0-1	0-1	0-1	0-1	0-1	0-1	0-1	0-1	0-1
#16 Colton Orr	0-1	0-1	0-1	0-1	0-1	0-1	0-1	0-1	0-1	0-1	0-1	0-1	0-1	0-1	0-1	0-1	0-1	0-1	0-1	0-1
#18 Mike Brown	0-1	0-1	0-1	0-1	0-1	0-1	0-1	0-1	0-1	0-1	0-1	0-1	0-1	0-1	0-1	0-1	0-1	0-1	0-1	0-1
#19 Jeffery Lupul	0-1	0-1	0-1	0-1	0-1	0-1	0-1	0-1	0-1	0-1	0-1	0-1	0-1	0-1	0-1	0-1	0-1	0-1	0-1	0-1
#20 David Steckel	0-1	0-1	0-1	0-1	0-1	0-1	0-1	0-1	0-1	0-1	0-1	0-1	0-1	0-1	0-1	0-1	0-1	0-1	0-1	0-1
#21 James van Riemsdyk	0-1	0-1	0-1	0-1	0-1	0-1	0-1	0-1	0-1	0-1	0-1	0-1	0-1	0-1	0-1	0-1	0-1	0-1	0-1	0-1
#22 Tyler Bock	0-1	0-1	0-1	0-1	0-1	0-1	0-1	0-1	0-1	0-1	0-1	0-1	0-1	0-1	0-1	0-1	0-1	0-1	0-1	0-1
#23 Nathan Kohn	0-1	0-1	0-1	0-1	0-1	0-1	0-1	0-1	0-1	0-1	0-1	0-1	0-1	0-1	0-1	0-1	0-1	0-1	0-1	0-1
#24 Mark Fraser	0-1	0-1	0-1	0-1	0-1	0-1	0-1	0-1	0-1	0-1	0-1	0-1	0-1	0-1	0-1	0-1	0-1	0-1	0-1	0-1
#25 Leo Komarov	0-1	0-1	0-1	0-1	0-1	0-1	0-1	0-1	0-1	0-1	0-1	0-1	0-1	0-1	0-1	0-1	0-1	0-1	0-1	0-1
#26 Ryan Hamilton	0-1	0-1	0-1	0-1	0-1	0-1	0-1	0-1	0-1	0-1	0-1	0-1	0-1	0-1	0-1	0-1	0-1	0-1	0-1	0-1
#27 Jake Gardiner	0-1	0-1	0-1	0-1	0-1	0-1	0-1	0-1	0-1	0-1	0-1	0-1	0-1	0-1	0-1	0-1	0-1	0-1	0-1	0-1
#28 Mike Kostka	0-1	0-1	0-1	0-1	0-1	0-1	0-1	0-1	0-1	0-1	0-1	0-1	0-1	0-1	0-1	0-1	0-1	0-1	0-1	0-1
#29 Korbhan Holzer	0-1	0-1	0-1	0-1	0-1	0-1	0-1	0-1	0-1	0-1	0-1	0-1	0-1	0-1	0-1	0-1	0-1	0-1	0-1	0-1
#30 Phil Kessel	0-1	0-1	0-1	0-1	0-1	0-1	0-1	0-1	0-1	0-1	0-1	0-1	0-1	0-1	0-1	0-1	0-1	0-1	0-1	0-1
#31 Mikael Gabovski	0-1	0-1	0-1	0-1	0-1	0-1	0-1	0-1	0-1	0-1	0-1	0-1	0-1	0-1	0-1	0-1	0-1	0-1	0-1	0-1
#32 Ben Scrivens	0-1	0-1	0-1	0-1	0-1	0-1	0-1	0-1	0-1	0-1	0-1	0-1	0-1	0-1	0-1	0-1	0-1	0-1	0-1	0-1
#34 James Reimer	0-1	0-1	0-1	0-1	0-1	0-1	0-1	0-1	0-1	0-1	0-1	0-1	0-1	0-1	0-1	0-1	0-1	0-1	0-1	0-1
#40 Jussi Rymas	0-1	0-1	0-1	0-1	0-1	0-1	0-1	0-1	0-1	0-1	0-1	0-1	0-1	0-1	0-1	0-1	0-1	0-1	0-1	0-1

DND - Did not dress DNP - Did not play *no longer on Leafs

INJ - Injured ANA - Anaheim Ducks (NHL) MAR - Toronto Marlies (AHL)

Man-games lost due to injury: This quarter: 29

COL - Colorado Avalanche (NHL) PER - Personal EDM - Edmonton Oilers (NHL) SUS - Suspended



	#42	#43	#44	#45	#46	#47	#48
	04/15	04/16	04/18	04/20	04/24	04/25	04/27
	NJD	@WSH	NVI	@OTT	@TBL	@FLA	MTL
#3 Dion Phaneuf	0-1	0-0	1-0	0-2	0-1	0-0	0-1
#4 Cody Franson	0-1	0-0	0-0	0-0	0-0	0-0	0-1
#9 Mike Komarek	0-1	0-0	0-0	0-0	0-0	0-0	0-1
#11 Jay McClement	1-0	0-0	0-0	0-0	0-1	0-1	0-0
#16 Claude MacArthur	0-0	0-0	0-0	0-0	0-1	0-0	0-0
*#18 Mike Brown	EDM	EDM	EDM	EDM	EDM	EDM	EDM
#19 Joffrey Lupul	0-0	0-0	1-0	1-0	1-0	0-1	0-0
*#20 David Steckel	ANA	ANA	ANA	ANA	ANA	ANA	ANA
#21 James van Riemsdijk	0-0	0-0	0-0	2-0	0-0	0-0	0-0
#23 Ryan O'Brien	0-0	0-0	0-0	0-0	0-0	0-0	0-0
#24 John-Michael Liles	0-0	0-0	0-0	0-0	0-0	0-1	0-0
#28 Colton Orr	0-0	0-0	0-0	0-0	0-0	0-0	0-0
#32 Joe Colborne	DND	DND	DND	DND	0-0	0-0	0-0
#36 Carl Gunnarsson	INJ	INJ	INJ	0-0	0-0	0-1	0-0
#38 Fraser McLaren	0-0	0-0	0-0	0-0	0-0	0-0	0-0
#39 Matt Frattin	0-0	DND	DND	DND	0-0	0-1	DND
#41 Nicolas Kildenn	0-0	0-0	0-0	0-1	0-0	0-0	0-0
#42 Tyler Bozak	0-0	0-0	0-1	0-0	0-1	0-1	INJ
#43 Nazem Kadri	0-0	0-0	0-0	1-0	0-0	0-2	0-0
#45 Mark Fraser	0-1	0-0	0-0	0-0	0-0	0-0	0-0
#47 Leo Komarov	0-0	0-1	0-0	0-0	0-0	1-0	0-0
#48 Ryan Hamilton	DND	0-1	DND	DND	DND	DND	0-0
#49 Jesse Blacker	0-0	0-0	0-0	0-0	0-0	0-0	0-0
#51 Jake Gardiner	0-0	0-0	0-2	DND	DND	DND	DND
#52 Mike Kostka	DND	DND	DND	DND	0-0	0-0	0-0
#53 Korbrian Holter	0-0	0-0	0-0	0-0	0-0	0-0	0-0
#61 Phil Kessel	1-0	0-0	0-3	0-2	1-0	2-0	1-0
#64 Mikhail Grabovski	0-0	1-0	0-0	0-0	0-0	0-0	0-0
#42	04/15	04/16	04/18	04/20	04/24	04/25	04/27
NJD	@WSH	NVI	@OTT	@TBL	@FLA	MTL	
#30 Ben Scrivens	DNP	32/37	DNP	DNP	DNP	DNP	55
		55A				05A	
#34 James Reimer	W	DNP	L	W	L	W	L
	32/02		33/38	49/50	21/25	34/34	19/23
	05A		55A	10A	46A	05A	46A
#40 Jussi Hynnas	MAR	MAR	MAR	MAR	MAR	MAR	MAR

DND - Did not dress DNP - Did not play *no longer on Leafs INJ - Injured
 ANA - Anaheim Ducks (NHL) MAR - Toronto Marlies (AHL) COL - Colorado Avalanche (NHL)
 PER - Personal EDM - Edmonton Oilers (NHL) SUS - Suspended
Man-games lost due to injury: This quarter: 6



WE BELIEVE OVERTIME
 MEANS THERE IS TIME FOR
 ONE MORE COLD ONE.

SERVING UP 119 TAPS WITH OVER 36 BEER SELECTIONS



CALL 416-815-7325 (REAL) TO BOOK YOUR SPOT TODAY!

MAPLE LEAF SQUARE | ACROSS FROM AIR CANADA CENTRE | REALSPORTS.CA

2012

Jul. 1	Signed Jay McClement to a two-year contract. Signed Mike Kostka to a one-year contract. Re-signed Matt Frattin to a two-year contract. Re-signed Ryan Hamilton to a one-year contract. Re-signed Jussi Rynnas to a one-year contract.
Jul. 9	Re-signed Korbinian Holzer to a one-year contract.
Jul. 20	Re-signed Nikolai Kulemin to a two-year contract.
Jul. 24	Signed Keith Aucoin to a one-year contract. Re-signed Simon Gysbers to a one-year contract.
Jul. 25	Named Steve Staio s Player Development Advisor.
Jul. 30	Re-signed Mark Fraser to a one-year contract.
Aug. 3	Signed Morgan Rielly to a three-year entry level contract.
Aug. 9	Signed Tyler Biggs to a three-year entry level contract.
Sep. 12	Re-signed Ben Scrivens to a two-year contract.
Sep. 11	Assigned Petter Granberg to Skelleftea (SEL).
Sep. 14	The following players were assigned to the Toronto Marlies (AHL): Spencer Abbott , Carter Ashton , Jesse Blacker , Tyler Brenner , Sam Carrick , Joe Colborne , Andrew Crescenzi , Jerry D'Amigo , Nicolas Deschamps , Jamie Devane , Jake Gardiner , Simon Gysbers , Korbinian Holzer , Nazem Kadri , Leo Komarov , Greg McKegg , Brad Ross , Kenny Ryan , Mark Owuya , Jussi Rynnas The following players were returned to their junior clubs: Tyler Biggs (Oshawa - OHL), David Broll (Sault Ste. Marie - OHL), Stuart Percy (Mississauga - OHL), Morgan Rielly (Moose Jaw - WHL).
Sep. 15	Assigned Ryan Hamilton and Greg Scott to the Toronto Marlies (AHL)
Sep. 28	Named Rick St. Croix Goaltending Coach.

2013

Jan. 9	Relieved Brian Burke of President & General Manager duties. Named David Nonis Sr. Vice-President & General Manager.
Jan. 13	Signed Mike Mottau to a one-year contract. Recalled Jake Gardiner , Korbinian Holzer , Nazem Kadri and Leo Komarov from the Toronto Marlies (AHL). Recalled Morgan Rielly from Moose Jaw (WHL)
Jan. 14	Re-signed Cody Franson to a one-year contract. Recalled Ryan Hamilton from the Toronto Marlies (AHL)
Jan. 16	Acquired a conditional fourth round pick in the 2014 Entry Draft from Phoenix for Matthew Lombardi.
Jan. 17	Assigned Ryan Hamilton and Mike Mottau to the Toronto Marlies (AHL). Keith Aucoin claimed off waivers by New York Islanders.
Jan. 18	Assigned Tim Connolly and Matt Frattin to the Toronto Marlies (AHL). Returned Morgan Rielly to Moose Jaw (WHL).
Jan. 20	Signed Joffrey Lupul to a five-year contract extension.
Jan. 23	Assigned Korbinian Holzer to the Toronto Marlies (AHL).
Jan. 24	Recalled Matt Frattin from the Toronto Marlies (AHL).
Jan. 25	Assigned Jake Gardiner to the Toronto Marlies (AHL).
Jan. 27	Recalled Jake Gardiner from the Toronto Marlies (AHL).
Jan. 30	Assigned Jake Gardiner to the Toronto Marlies (AHL).
Jan. 31	Claimed Frazer McLaren off waivers from San Jose. Recalled Ryan Hamilton from the Toronto Marlies (AHL).
Feb. 3	Recalled Korbinian Holzer from the Toronto Marlies (AHL) and assigned Ryan Hamilton to the Marlies.
Feb. 13	Recalled Jussi Rynnas from the Toronto Marlies (AHL).
Feb. 27	Assigned Jussi Rynnas to the Toronto Marlies (AHL).
Mar. 4	Signed Josh Leivo to a three-year entry level contract. Acquired a fourth round pick in the 2014 Entry Draft from Edmonton for Mike Brown.
Mar. 5	Signed Korbinian Holzer to a two-year contact extension through 2014-15.

Mar. 14	Acquired Ryan Lasch and a seventh round pick in the 2014 Entry Draft from Anaheim for David Steckel.
Mar. 19	Assigned Korbinian Holzer to the Toronto Marlies (AHL). Signed Garret Sparks and Tom Nilsson to three-year entry level contracts.
Mar. 20	Recalled Jake Gardiner from the Toronto Marlies (AHL).
Mar. 21	Recalled Ryan Hamilton from the Toronto Marlies (AHL) and assigned Mike Komisarek to the Marlies.
Mar. 25	Recalled Jesse Blacker from the Toronto Marlies (AHL).
Mar. 28	Assigned Jesse Blacker to the Toronto Marlies (AHL).
Apr. 2	Signed Drew MacIntyre to a contract for the remainder of the season.
Apr. 3	Acquired Ryan O'Byrne from Colorado for a fourth round pick in the 2014 Entry Draft. Signed Andrew MacWilliam to a two-year entry level contract.
Apr. 4	Recalled Joe Colborne from the Toronto Marlies (AHL)
May 2	Recalled Drew MacIntyre from the Toronto Marlies (AHL).
May 5	Assigned Drew MacIntyre to the Toronto Marlies (AHL).
May 9	Recalled Jesse Blacker from the Toronto Marlies (AHL).
May 13	Assigned Jesse Blacker to the Toronto Marlies (AHL).
May 14	Recalled Korbinian Holzer from the Toronto Marlies (AHL). Assigned Korbinian Holzer to the Toronto Marlies (AHL). Assigned Joe Colborne to the Toronto Marlies (AHL).
May 15	Assigned Ryan Hamilton to the Toronto Marlies (AHL).
Jun. 13	Re-signed Colton Orr to a two-year contact. Re-signed Drew MacIntyre to a one-year contract.
Jun. 23	Acquired Jonathan Bernier from Los Angeles for Matt Frattin, Ben Scrivens and Toronto's second round pick in either the 2014 or 2015 Entry Draft.
Jun. 30	Acquired Dave Bolland from Chicago for Toronto's second round pick in the 2013 Entry Draft (Carl Dahlstrom), Anaheim's fourth round pick in 2013 (previously acquired and Chicago later traded to San Jose, Fredrik Bergvik) and a fourth round pick in 2014 Entry Draft.
Jul. 3	Named Steve Spott Head Coach of the Toronto Marlies (AHL).
Jul. 5	Signed Jonathan Bernier to a two-year contract. Re-signed Tyler Bozak to a five-year contract. Signed T.J. Brennan to a one-year contract. Signed David Clarkson to a seven-year contract. Re-signed Kevin Marshall to a two-year contract. Re-signed Frazer McLaren to a two-year contract. Signed Trevor Smith to a one-year contract.
Jul. 10	Signed Troy Bodie to a one-year contract. Re-signed Joe Colborne to a one-year contract.
Jul. 19	Signed Christopher Gibson to a three-year entry level contract.
Jul. 22	Re-signed Carl Gunnarsson to a three-year contract. Named Orlando Solar Bears as ECHL affiliate.
Jul. 24	Signed Paul Ranger to a one-year contract. Named Chris Dennis Assistant Coach.
Jul. 30	Re-signed Spencer Abbott to a one-year contract. Re-signed Mark Fraser to a one-year contract.
Sept. 10	Re-signed Nazem Kadri to a two-year contract.

INDIVIDUAL RECORDS

THE MOST

Most points, game:
Most points, period:
Most goals, game:
Most goals, period:
Most assists, game:
Most assists period:
Most shots, game:
Most powerplay goals, game:
Most powerplay goals, period:
Most PIM, game:
Most PIM, period:

HOME

3(9), Kessel, 04/18 vs. NYI
2, several
2(4), Kessel, 04/08 vs. NYR
2, Lupul, 03/26 vs. FLA (3rd)
3(3), Kessel, 04/18 vs. NYI
2(9), Kessel, 04/18 vs. NYI (1st)
7(2), van Riemsdyk, 01/31 vs. WSH
1(16), Kessel, 04/27 vs. MTL
1(16), Kessel, 04/27 vs. MTL (1st)
24, McLaren, 04/27 vs. MTL
24, McLaren, 04/27 vs. MTL (3rd)

ROAD

4(2), Lupul/Kadri, 03/30 at OTT
2, several
3(2), Kadri, 03/30 at OTT
2(6), Kessel, 04/25 at FLA (2nd)
3(2), Lupul, 03/30 at OTT
2(6), Kadri, 04/25 at FLA (2nd)
8, Kadri, 03/21 at BUF
1(15), van Riemsdyk, 04/20 at OTT
1(15), Lupul, 04/20 at OTT (2nd)
29, Orr, 03/21 at BUF
29, Orr, 03/21 at BUF (1st)

Most multiple point games (overall):

Kessel-16, Kadri-11, van Riemsdyk-8, Phaneuf-6, Lupul-5, MacArthur-4, Gunnarsson-4, Bozak-4, Franson-4, Frattin-3, Grabovski-2, Liles-1, Fraser-1, McClement-1, Gardiner-1

Most multiple goal games (overall):

van Riemsdyk-4, Kessel-4, Kadri-3, Lupul-2, Frattin-1

Most multiple assist games (overall):

Kessel-11, Kadri-5, Gunnarsson-4, Phaneuf-4, Franson-3, Bozak-2, Kulemin-1, Frattin-1, Liles-1, Fraser-1, Lupul-1, van Riemsdyk-1, Gardiner-1

THE FASTEST

Fastest goal, start of game:
Fastest goal against, start of game:
Fastest goal, start of period:
Fastest goal against, start of period:
Fastest two goals:

HOME

1:32, 1st, Lupul, 03/16 vs. WPG
0:36, 1st, Neal, 03/09 vs. PIT
0:22, 3rd, Lupul, 03/26 vs. FLA
0:36, 1st, Neal, 03/09 vs. PIT
2:50, 3rd, Lupul, 03/26 vs. FLA

ROAD

0:59, 1st, Komarov, 02/09 at MTL
3:34, 1st, Bailey, 02/28 at NYI
0:38, 2nd, Kessel, 03/12 at WPG
0:22, 3rd, Ehrhoff, 03/21 at BUF
2:04, 3rd, Kadri, 03/30 at OTT

THE LONGEST (INDIVIDUAL)

Longest goal streak (home):
Longest goal streak (road):
Longest goal streak (overall):

4, Lupul (03/16 to 03/28)
3, Grabovski (02/19 to 02/25)
6, Lupul (03/16 to 03/30)

Longest assist streak (home):
Longest assist streak (road):
Longest assist streak (overall):

4, Franson (02/21 to 03/06), Franson (04/04 to 04/15)
4, Franson (01/29 to 02/09)
4, Franson (02/05 to 02/11), Franson (02/27 to 03/06), van Riemsdyk (04/06 to 04/13)

Longest point streak (home):
Longest point streak (road):
Longest point streak (overall):

8, Phaneuf (03/26 to present)
6, MacArthur (02/18 to 03/07)
7, Kadri (02/23 to 03/07), Lupul (03/16 to 04/04)

Longest winning streak, goaltender (home):
Longest winning streak, goaltender (road):
Longest winning streak, goaltender (overall):

3, Reimer (02/11 to 03/06), Reimer (03/16 to 03/28)
4, Reimer (01/29 to 02/28)
6, Reimer (02/07 to 03/06)

Longest winless streak, goaltender (home):

2, Scrivens (01/21 to 01/24), Reimer (02/02 to 02/04), Scrivens (02/27 to 03/14), Reimer (03/09 to 03/16)

Longest winless streak, goaltender (road):

3, Reimer (03/12 to 03/25)

Longest winless streak, goaltender (overall):

3, Scrivens (02/27 to 03/14), Reimer (03/09 to 03/16)

Longest losing streak, goaltender (home):

2, Scrivens (01/21 to 01/24), Reimer (02/02 to 02/04), Scrivens (02/27 to 03/14)

Longest losing streak, goaltender (road):

2, Scrivens (02/19 to 02/23), Scrivens (03/07 to present)

Longest losing streak, goaltender (overall):

3, Scrivens (02/27 to 03/14)

TEAM RECORDS

THE MOST

Most goals, game**:
Most goals, period:
Most goals against, game**:
Most goals against, period:

Most shots, game:
Most shots, period*:
Most shots, overtime:
Most shots against, game:
Most shots against, period*:
Most shots against, overtime:

Fewest shots, game:
Fewest shots, period*:
Fewest shots, overtime:
Fewest shots against, game:
Fewest shots against, period*:
Fewest shots against, overtime:

Most power play goals, game:
Most power play goals, period*:
Most power play goals against, game:
Most power play goals against, period*:
Most PIM, game, Leafs:
Most PIM, game, opponent:
Largest margin of victory:
Largest margin of defeat:

*Does not include overtime
**Does not include shootout

HOME

6, 03/28 vs. CAR
4(2), 04/13 vs. MTL (1st)
7, 01/24 vs. NYI
4(2), 03/16 vs. WPG (2nd)

43, 01/24 vs. NYI
19, 02/04 vs. CAR (3rd)
5, 03/09 vs. PIT
46, 02/11 vs. PHI
22, 02/11 vs. PHI (2nd)
3, 03/09 vs. PIT

13(2), 04/15 vs. NJD
1, 04/27 vs. MTL (2nd)
3, 03/16 vs. WPG
20, 01/21 vs. BUF
4(2), 04/18 vs. NYI (3rd)
2, 03/16 vs. WPG

2(3), 04/18 vs. NYI
1(16), 04/27 vs. MTL (1st)
2, 02/04 vs. CAR
1(5), 02/27 vs. MTL (2nd)
44, 04/27 vs. MTL
38, 01/21 vs. BUF
4, 04/13 vs. MTL
3(4), 04/27 vs. MTL

ROAD

6, 02/09 at MTL
3(2), 02/28 at NYI (2nd)
5(3), 04/24 at TBL
4, 01/26 at NYR (3rd)

34, 03/21 at BUF
14, 02/18 at FLA (2nd)
5(2), 04/10 at NYR
50, 04/20 at OTT
20, 02/09 at MTL (2nd)
3, 03/21 at BUF

17(2), 04/25 at FLA
1, 04/25 at FLA (3rd)
1, 02/28 at NYI
19, 02/19 at TBL
4, 02/19 at TBL (1st)
1, 02/28 at NYI

2(3), 03/21 at BUF
1(15), 04/20 at OTT (2nd)
2, 02/05 at WSH
1(9), 03/21 at BUF (3rd)
51, 02/09 at MTL
65, 02/09 at MTL
6, 02/09 at MTL
4, 04/16 at WSH

STREAKS:

Longest winning streak:
Longest home winning streak:
Longest road winning streak:
Longest winless streak:
Longest home winless streak:
Longest road winless streak:
Longest losing streak:
Longest home losing streak:
Longest road losing streak:

Fastest two goals:
Fastest three goals:
Fastest four goals:
Fastest five goals:

4 games (02/05 to 02/11)
4 games (03/20 to 03/28)
4 games (01/29 to 02/11)
5 games (03/07 to 03/16)
3 games (03/09 to 03/16)
4 games (03/07 to 03/25)
2 games (01/24 to 01/26), (02/02 to 02/04), (03/12 to 03/14), (04/16 to 04/18)
2 games (01/21 to 01/24), (02/02 to 02/04)
2 games (02/19 to 02/23), (03/07 to 03/12), (04/18 to present)

0:25, 03/16 vs. WPG – Kulemin (18:35, 2nd), Lupul (19:00, 2nd)
3:07, 03/28 vs. CAR – Lupul (16:50, 3rd), McClement (19:15, 3rd), Kulemin (19:57, 3rd)
5:22, 03/28 vs. CAR – Phaneuf (14:35, 3rd), Lupul (16:50, 3rd), McClement (19:15, 3rd), Kulemin (19:57, 3rd)
22:43, 04/13 vs. MTL – Bozak (1:59, 1st), Komarov (8:08, 1st), McClement (10:25, 1st), Phaneuf (17:06, 1st), Kessel (4:42, 2nd)

REGULAR SEASON STATISTICS

POS	NO	PLAYER	GP	AVG TOI	G	A	PTS	+/-	PIM	PP	SH	GW	S	PCTG
C	81	PHIL KESSEL	48	19:48	20	32	52	3-	18	6	0	4	161	12.4
C	43	NAZEM KADRI	48	16:03	18	26	44	15	23	5	0	1	107	16.8
L	21	JAMES VAN RIEMSDYK	48	19:12	18	14	32	7-	26	5	0	3	140	12.9
D	4	CODY FRANSON	45	18:47	4	25	29	4	8	3	0	0	70	5.7
C	42	TYLER BOZAK	46	20:18	12	16	28	1-	6	4	1	3	61	19.7
D	3	DION PHANEUF	48	25:10	9	19	28	4-	65	3	0	1	88	10.2
L	41	NIKOLAI KULEMIN	48	16:44	7	16	23	5-	22	0	0	0	72	9.7
L	16	CLARKE MACARTHUR	40	14:54	8	12	20	3	26	2	0	1	62	12.9
R	19	JOFFREY LUPUL	16	16:07	11	7	18	8	12	3	0	3	42	26.2
C	11	JAY MCCLEMENT	48	15:14	8	9	17	0	11	0	0	0	48	16.7
C	84	MIKHAIL GRABOVSKI	48	15:34	9	7	16	10-	24	0	0	1	80	11.3
D	36	CARL GUNNARSSON	37	21:16	1	14	15	5	14	0	0	0	28	3.6
R	39	MATT FRATTIN	25	13:13	7	6	13	6	4	0	0	3	42	16.7
D	24	JOHN-MICHAEL LILES	32	18:46	2	9	11	1-	4	0	0	0	47	4.3
C	47	*LEO KOMAROV	42	13:56	4	5	9	1-	18	0	0	3	51	7.8
D	53	MICHAEL KOSTKA	35	22:04	0	8	8	7-	27	0	0	0	49	.0
D	45	MARK FRASER	45	16:57	0	8	8	18	85	0	0	0	33	.0
D	23	RYAN O'BYRNE	42	18:31	2	4	6	4-	60	0	0	0	26	7.7
L	38	FRAZER MCLAREN	36	5:12	3	2	5	0	102	0	0	2	20	15.0
R	28	COLTON ORR	44	6:23	1	3	4	4	155	0	0	0	13	7.7
D	51	JAKE GARDINER	12	20:28	0	4	4	0	0	0	0	0	12	.0
L	48	RYAN HAMILTON	10	10:51	0	2	2	1	0	0	0	0	6	.0
G	34	JAMES REIMER	33	56:14	0	1	1	0	0	0	0	0	0	.0
C	32	*JOE COLBORNE	5	9:07	0	0	0	1-	2	0	0	0	4	.0
G	30	BEN SCRIVENS	20	51:14	0	0	0	0	6	0	0	0	0	.0

NO	GOALTENDER	GPI	MINS	AVG	W	L	OT	EN	SO	GA	SA	SV %	G	A	PIM
40	*JUSSI RYNNAS	1	10	.00	0	0	0	0	0	0	6	1.000	0	0	0
34	JAMES REIMER	33	1856	2.46	19	8	5	4	4	76	995	.924	0	1	0
30	BEN SCRIVENS	20	1025	2.69	7	9	0	2	2	46	542	.915	0	0	6

GOALTENDING TOTALS 48 2911 2.64 26 17 5 6 6 128 1549 .917

*denotes rookie

SHOOTOUT STATISTICS

RECORD: 0 WINS - 5 LOSSES

WINS

Date	Opponent	Goaltenders	Game Deciding Goal	Rounds
None				

LOSSES

Date	Opponent	Goaltenders	Game Deciding Goal	Rounds
Mar. 9	Pittsburgh	Reimer/Fleury	Neal	2
Mar. 16	Winnipeg	Reimer/Pavelec	Bogosian	10
Mar. 21	at Buffalo	Reimer/Miller	Ott	6
Mar. 25	at Boston	Reimer/Rask	Bergeron	3
Apr. 10	at NYRangers	Reimer/Lundqvist	Zuccarello	3

GOALTENDER STATISTICS

Goaltender	Shots Faced	Saves	Percentage	Wins	Losses
James Reimer	24	15	.625	0	5
TORONTO TOTALS	24	15	.625	0	5

SHOOTER STATISTICS

Player	Attempts	Goals	Percentage	GDG
Tyler Bozak	5	3	.600	0
Nazem Kadri	5	0	.000	0
Mikhail Grabovski	2	0	.000	0
Phil Kessel	2	0	.000	0
Nikolai Kulemin	2	0	.000	0
Clarke MacArthur	2	0	.000	0
James van Riemsdyk	2	0	.000	0
Cody Franson	1	0	.000	0
Matt Frattin	1	0	.000	0
Joffrey Lupul	1	0	.000	0
Dion Phaneuf	1	0	.000	0
TORONTO TOTALS	24	3	.125	0

LAST TIME THE MAPLE LEAFS

SHUTOUTS

Earned shutout, home:

Earned shutout, road:

Shut out, won in shootout:

Shut out, lost in shootout (home):

Shut out, lost in shootout (road):

Shut out, home:

Shut out, road:

Played in a 0-0 game, home:

Played in a 0-0 game, road:

Earned shutout, consecutive games:

Earned shutout, consecutive games on consecutive days:

Earned shutout, consecutive games (home):

Earned shutout, consecutive games (road):

One goaltender, earned shutout, consecutive games:

Earned shutout, consecutive games:

vs. same opponent

Shut out in consecutive games:

Shut out in consecutive games on consecutive days:

- Apr. 15, 2013 vs. New Jersey, 2-0 by James Reimer

- Apr. 25, 2013 at Florida, 4-0 by James Reimer

- Never

- Mar. 10, 2012 vs. Philadelphia, 0-1 (shootout loss) by Jonas Gustavsson

- Oct. 17, 2008 at NY Rangers, 0-1 (shootout loss) by Vesa Toskala

- Feb. 2, 2013 vs. Boston, 0-1 by Tuukka Rask

- Mar. 19, 2012 at Boston, 0-8 by Tim Thomas

- Dec. 21, 1987 vs. Minnesota (MIN: Kari Takko, TOR: Allan Bester)

- Nov. 4, 2000 at St. Louis (TOR: Curtis Joseph, STL: Roman Turek)

- Feb. 16, 2013 vs. Ottawa, 3-0 by Ben Scrivens & Feb. 18, 2013 at Florida, 3-0 by Ben Scrivens

- Apr. 2, 2004 at Buffalo, 2-0 by Ed Belfour &

Apr. 3, 2004 at Ottawa, 6-0 by Ed Belfour

- Jan. 23, 2012 vs. NY Islanders, 3-0 by Jonas Gustavsson &

Feb. 1, 2012 vs. Pittsburgh, 1-0 by James Reimer

- Mar. 25, 2004 at Boston, 3-0 by Ed Belfour & (three games)

Apr. 2, 2004 at Buffalo, 2-0 by Ed Belfour &

Apr. 3, 2004 at Ottawa, 6-0 by Ed Belfour

- Feb. 16, 2013 vs. Ottawa, 3-0 by Ben Scrivens &

Feb. 18, 2013 at Florida, 3-0 by Ben Scrivens

- Nov. 23, 2002 vs. Philadelphia, 6-0 by Ed Belfour &

Nov. 29, 2002 at Philadelphia, 3-0 by Ed Belfour

- Mar. 10, 2012 vs. Philadelphia, 0-1 (shootout loss) by Ilya Bryzgalov &

Mar. 11, 2012 at Washington, 0-2 by Michal Neuvirth

- Mar. 10, 2012 vs. Philadelphia, 0-1 (shootout loss) by Ilya Bryzgalov

& Mar. 11, 2012 at Washington, 0-2 by Michal Neuvirth

GOALS

Scored 10 or more goals, home:

Scored 10 or more goals, road:

Allowed 10 or more goals, home:

Allowed 10 or more goals, road:

Scored nine goals, home:

Scored nine goals, road:

Allowed nine goals, home:

Allowed nine goals, road:

Scored eight goals, home:

Scored eight goals, road:

Allowed eight goals, home:

Allowed eight goals, road:

Scored nine unanswered goals:

Scored eight unanswered goals:

Scored seven unanswered goals:

Allowed eight unanswered goals:

Allowed seven unanswered goals:

Jan. 8, 1986 vs. Edmonton (W 11-9)

Jan. 4, 2007 at Boston (W 10-2)

Mar. 18, 1989 vs. Winnipeg (L 10-2)

Dec. 26, 1991 at Pittsburgh (L 12-1)

Dec. 16, 2006 vs. NY Rangers (W 9-2)

Jan. 7, 2011 at Atlanta (W 9-3)

Jan. 14, 1991 vs. Buffalo (L 9-3)

see date for ten or more goals allowed on road

Mar. 14, 2009 vs. Calgary (W 8-6)

see date for nine goals scored on road

Dec. 23, 2008 vs. Dallas (L 2-8)

Mar. 19, 2012 at Boston (L 0-8)

Jan. 7, 2011 at Atlanta (W 9-3)

See nine unanswered goals

See nine unanswered goals

Mar. 12, 2012 at Boston (L 0-8)

See eight unanswered goals

SHOTS

Recorded 20 or more shots, period:

Recorded 50 or more shots, game, home:

Recorded 50 or more shots, game, road:

Allowed 20 or more shots, period:

Allowed 50 or more shots, game, home:

Allowed 50 or more shots, game, road:

Jan. 17, 2012 vs. Ottawa (21 in 2nd)

Nov. 23, 2009 vs. NY Islanders (61)

Jan. 8, 2010 at Buffalo (50)

Feb. 11, 2013 vs. Philadelphia (22 in 2nd)

Mar. 3, 2009 vs. New Jersey (52)

Apr. 20, 2013 at Ottawa (50)

PENALTIES

Penalty free game, Maple Leafs:

Penalty free game, opponent:

Penalty free game, both teams:

Feb. 28, 2013 at NY Islanders

Feb. 28, 2013 at NY Islanders

Feb. 28, 2013 at NY Islanders

PENALTY SHOTS - SKATERS

Scored on a penalty shot, home:

Scored on a penalty shot, road:

Stopped on a penalty shot, home:

Stopped on a penalty shot, road:

Jan. 7, 2012 vs. Detroit (Phil Kessel against Jimmy Howard)

Dec. 16, 2011 at Buffalo (Nikolai Kulemin against Ryan Miller)

Feb. 27, 2013 vs. Montreal (Mikhail Grabovski stopped by Carey Price)

Mar. 31, 2011 at Boston (Mikhail Grabovski stopped by Tim Thomas)

GOALTENDERS

Stopped a penalty shot, home:

Stopped a penalty shot, road:

Allowed a goal on penalty shot, home:

Allowed a goal on penalty shot, road:

Apr. 4, 2009 vs. Montreal (Guillaume Latendresse by Martin Gerber)

Feb. 28, 2013 at NY Islanders (Michael Grabner by James Reimer)

Nov. 2, 2010 vs. Ottawa (Mike Fisher against J.S. Giguere)

Feb. 14, 2012 at Calgary (Paul Byron against Jonas Gustavsson)

HAT TRICKS

Scored a hat trick at home:

Scored a hat trick on road:

Allowed a hat trick at home:

Allowed a hat trick on road:

Oct. 8, 2011 vs. Ottawa (Phil Kessel)

Mar. 30, 2013 at Ottawa (Nazem Kadri)

Nov. 5, 2011 vs. Boston (Tyler Seguin)

Apr. 24, 2013 at Tampa Bay (Martin St. Louis)

LAST TIME THE MAPLE LEAFS

HAT TRICKS (continued)

Hat-trick scored by a defenceman:

Hat-trick allowed by a defenceman:

Scored a 4-goal game at home:

Scored a 4-goal game on road:

Allowed a 4-goal game at home:

Allowed a 4-goal game on road:

Scored a 5-goal game at home:

Scored a 5-goal game on road:

Allowed a 5-goal game at home:

Allowed a 5-goal game on road:

Scored a 6-goal game at home:

Scored a 6-goal game on road:

Allowed a 6-goal game at home:

Allowed a 6-goal game on road:

Scored a hat trick in one period at home:

Scored a hat trick in one period on road:

Allowed a hat trick in one period at home:

Allowed a hat trick in one period on road:

Allowed a natural hat trick in one period at home:

Allowed a natural hat trick in one period on the road:

Recorded a hat trick in consecutive games:

Recorded 10 points in one game:

Allowed a hat trick in consecutive games:

Two Leafs score a hat trick in one game:

Two opposition players score a hat trick in one game:

Oct. 28, 2006 at Montreal (Tomas Kaberle)

Mar. 7, 1994 vs. St. Louis (Steve Duchesne)

Apr. 11, 2006 vs. Florida (Mats Sundin)

Dec. 11, 1960 at Chicago (Frank Mahovlich)

Oct. 29, 2005 vs. Ottawa (Dany Heatley)

Jan. 19, 2011 at NY Rangers (Marian Gaborik)

Feb. 2, 1977 vs. Detroit (Ian Turnbull)

Never

Never

Jan. 6, 1981 at NY Islanders (John Tonelli)

*Feb. 11, 1976 vs. Boston (Darryl Sittler)

Never

Never

Jan. 10, 1920 at Montreal (Newsy Lalonde)

Nov. 9, 1996 vs. Edmonton (Wendel Clark, natural HT in the 2nd)

Nov. 2, 2011 at New Jersey (Joffrey Lupul)

Apr. 7, 2007 vs. Montreal (Michael Ryder in the 2nd)

Oct. 26, 2006 at Ottawa (Dany Heatley in the 2nd)

Apr. 7, 2007 vs. Montreal (Michael Ryder in the 2nd)

Oct. 12, 2006 at New Jersey (Brian Gionta in the 3rd)

Feb. 28, and Mar. 4, 1994 (W. Clark at Ottawa and Detroit)

*Feb. 11, 1976 vs. Boston (Darryl Sittler)

Oct. 8 & 12, 1996 (Edmonton: Ryan Smyth, Tampa Bay: Chris Gratton)

Dec. 18, 1965 vs. NY Rangers (Dave Keon & Bob Pulford)

Feb. 22, 1990 at Calgary (Dana Murzyn & Joe Mullen)

MISCELLANEOUS

Scored into an empty net:

Scored twice into an empty net:

Allowed an empty net goal:

Allowed two empty net goals:

Leafs player scored 3-on-5 shorthanded:

Opposition scored 3-on-5 shorthanded:

Scored two shorthanded goals in a game:

Allowed three shorthanded goals in a game

Allowed two shorthanded goals in a game:

Scored with a sixth attacker at home:

Scored with a sixth attacker on road:

Opposition scored with a sixth attacker at home:

Opposition scored with a sixth attacker on road:

Scored with an extra attacker at home:

Scored with an extra attacker on road:

Opposition scored with an extra attacker at home:

Opposition scored with an extra attacker on road:

Leafs goaltender credited with a goal:

Opposition goaltender credited with a goal:

Scored three powerplay goals in a game:

Scored four powerplay goals in a game:

Scored five powerplay goals in a game:

Scored six powerplay goals in a game:

Scored seven powerplay goals in a game:

Scored three powerplay goals in a period:

Scored four powerplay goals in a period:

Scored five powerplay goals in a period:

Allowed three powerplay goals in a game:

Allowed four powerplay goals in a game:

Allowed five powerplay goals in a game:

Allowed six powerplay goals in a game:

Allowed three powerplay goals in a period:

* Individual Record

** Team Record

Apr. 6, 2011 at New Jersey (Tyler Bozak)

Apr. 7, 2012 at Montreal (Tomas Plekanec)

Dec. 19, 2005 vs. NY Islanders (Stajan, Sundin)

Apr. 3, 2008 vs. Ottawa (Bass, McAmmond, Vermette)

Feb. 12, 2010 at St. Louis (Oshie, Steen)

Apr. 18, 2013 vs. NY Islanders (Dion Phaneuf)

Dec. 6, 2010 at Washington (Clarke MacArthur)

Mar. 23, 2013 vs. Boston (Andrew Ference)

Feb. 24, 2011 at Montreal (Max Pacioretty)

Apr. 18, 2013 vs. NY Islanders (Dion Phaneuf)

Dec. 6, 2010 at Washington (Clarke MacArthur)

Mar. 23, 2013 vs. Boston (Andrew Ference)

Mar. 13, 2012 at Tampa Bay (Martin St. Louis)

Never

Feb. 14, 2004 at Toronto by Mika Noronen, Buffalo Sabres (L 6-4)

Nov. 19, 2011 vs. Washington (Bozak, Lupul, Franson)

Same date as five powerplay goals scored in a game

Jan. 7, 2011 at Atlanta (MacArthur-2, Grabovski, Kulemin, Kessel)

Same date as seven powerplay goals scored in a game

**Oct. 14, 2005 at Atlanta (O'Neill-2, Allison, Wellwood, Lindros, Steen, Ponikarovskiy)

Jan. 7, 2011 at Atlanta (MacArthur-2, Kulemin - 2nd Per.)

Nov. 16, 2010 vs. Nashville (Versteeg-2, Grabovski, Kulemin - 2nd Per.)

**Oct. 14, 2005 at Atlanta (Wellwood, Lindros, Steen, O'Neill, Ponikarovskiy - 3rd per.)

Apr. 3, 2012 at Buffalo (Ennis, Roy-2)

Dec. 9, 2011 at Washington (Wideman-2, Backstrom, Laich)

Dec. 29, 2007 vs. NY Rangers (Prucha-2, Jagr, Shanahan, Straka)

Dec. 17, 2005 at Ottawa (Heatley, Redden, Spezza, Alfredsson, Vermette, Kelly)

Oct. 11, 2008 vs. Montreal (S. Kostitsyn, Tanguay, S. Kostitsyn -

2

MISCELLANEOUS STATISTICS

BY MONTH	HOME	AWAY	OVERALL	PCTG	2011-12
October	-	-	-	-	7-3-1
November	-	-	-	-	7-6-1
December	-	-	-	-	4-6-3
January	1-2-0	3-1-0	4-3-0	.571	7-4-1
February	3-3-0	6-3-0	9-6-0	.600	4-9-1
March	6-1-2	1-2-2	7-3-4	.643	5-8-2
April	3-3-0	3-2-1	6-5-1	.542	1-1-1
Totals	13-9-2	13-8-3	26-17-5	.594	35-37-10

BY SEGMENT	HOME	AWAY	OVERALL	PCTG	2011-12
1 - 10	1-4-0	4-1-0	5-5-0	.500	7-2-1
11 - 20	3-0-0	4-3-0	7-3-0	.700	4-5-1
21 - 30	3-2-2	1-2-0	4-4-2	.500	5-4-1
31 - 40	4-1-0	2-0-3	6-1-3	.750	4-4-2
41 - 50 (*41-48)	2-2-0	2-2-0	4-4-0	.500	5-4-1
51 - 60	-	-	-	-	4-5-1
61 - 70	-	-	-	-	1-8-1
71 - 80	-	-	-	-	4-4-2
81 - 82	-	-	-	-	1-1-0

BY DIVISION	HOME	AWAY	OVERALL	PCTG	2011-12
Vs. Northeast	5-4-0	5-2-2	10-6-2	.611	9-14-1
Vs. Atlantic	4-4-1	4-1-1	8-5-2	.600	9-6-5
Vs. Southeast	4-1-1	4-5-0	8-6-1	.567	8-11-1
Vs. Central	-	-	-	-	3-2-0
Vs. Pacific	-	-	-	-	2-1-2
Vs. Northwest	-	-	-	-	4-3-1

BY CONFERENCE	HOME	AWAY	OVERALL	PCTG	2011-12
Vs. Eastern	13-9-2	13-8-3	26-17-5	.594	26-31-7
Vs. Western	-	-	-	-	9-6-3

LEAFS RECORD WHEN...	OVERALL	PCTG	2011-12	PCTG
Scoring first goal	19-9-4	.656	23-13-4	.625
Allowing first goal	7-8-1	.469	12-24-6	.357
Outshooting opponent	5-7-0	.417	10-7-5	.595
Outshot by opponent	21-10-5	.653	24-19-4	.553
Shots even	0-0-0	.000	1-1-1	.500
Leading after first period	16-4-2	.773	21-4-1	.827
Tied after first period	7-7-2	.500	10-15-5	.417
Trailing after first period	3-6-1	.350	4-18-4	.231
Leading after second period	20-2-1	.891	24-1-2	.926
Tied after second period	4-3-1	.563	9-3-3	.700
Trailing after second period	2-12-3	.147	2-33-5	.113
Overtime/Shootout	2-5	.286	9-10	.474
In one-goal games	11-3-5	.711	16-12-10	.553
In two-goal games	5-6	.455	9-8	.529
In three or more goal games	10-8	.556	22-13-4	.615

SHOTS BY PERIOD	1ST	2ND	3RD	OT	T	AVG
Leafs	409	406	425	24	1264	26.3
Opponents	472	550	512	15	1549	32.3

GOALS BY PERIOD	1ST	2ND	3RD	OT	T	AVG
Leafs	46	50	47	2	145	3.0
Opponents	28	49	51	0	128	2.7

*2012-13 Regular Season reduced to 48 games due to work stoppage

NHL TEAM STANDINGS / LEAGUE LEADERS

EASTERN CONFERENCE

NORTHEAST DIVISION	GP	W	L	OT	GF	GA	PTS
MONTREAL (2)	48	29	14	5	149	126	63
BOSTON (4)	48	28	14	6	131	109	62
TORONTO (5)	48	26	17	5	145	133	57
OTTAWA (7)	48	25	17	6	116	104	56
BUFFALO (12)	48	21	21	6	125	143	48

ATLANTIC DIVISION	GP	W	L	OT	GF	GA	PTS
PITTSBURGH (1)	48	36	12	0	165	119	72
NY RANGERS (6)	48	26	18	4	130	112	56
NY ISLANDERS (8)	48	24	17	7	139	139	55
PHILADELPHIA (10)	48	23	22	3	133	141	49
NEW JERSEY (11)	48	19	19	10	112	129	48

SOUTHEAST DIVISION	GP	W	L	OT	GF	GA	PTS
WASHINGTON (3)	48	27	18	3	149	130	57
WINNIPEG (9)	48	24	21	3	128	144	51
CAROLINA (13)	48	19	25	4	128	160	42
TAMPA BAY (14)	48	18	26	4	148	150	40
FLORIDA (15)	48	15	27	6	112	171	36

WESTERN CONFERENCE

CENTRAL DIVISION	GP	W	L	OT	GF	GA	PTS
CHICAGO (1)	48	36	7	5	155	102	77
ST. LOUIS (4)	48	29	17	2	129	115	60
DETROIT (7)	48	24	16	8	124	115	56
COLUMBUS (9)	48	24	17	7	120	119	55
NASHVILLE (14)	48	16	23	9	111	139	41

PACIFIC DIVISION	GP	W	L	OT	GF	GA	PTS
ANAHEIM (2)	48	30	12	6	140	118	66
LOS ANGELES (5)	48	27	16	5	133	118	59
SAN JOSE (6)	48	25	16	7	124	116	57
PHOENIX (10)	48	21	18	9	125	131	51
DALLAS (11)	48	22	22	4	130	142	48

NORTHWEST DIVISION	GP	W	L	OT	GF	GA	PTS
VANCOUVER (3)	48	26	15	7	127	121	59
MINNESOTA (8)	48	26	19	3	122	127	55
EDMONTON (12)	48	19	22	7	125	134	45
CALGARY (13)	48	19	25	4	128	160	42
COLORADO (15)	48	16	25	7	116	152	39

INDIVIDUAL SCORING LEADERS FOR ART ROSS TROPHY

PLAYER	TEAM	GP	G	A	PTS	+/-	PIM	PP	SH	GW	SHOTS	SPECTG
MARTIN ST LOUIS	TAMPA BAY	48	17	43	60	0	14	3	0	2	112	15.2
STEVEN STAMKOS	TAMPA BAY	48	29	28	57	4-	32	10	0	2	157	18.5
ALEX OVECHKIN	WASHINGTON	48	32	24	56	2	36	16	0	4	220	14.5
SIDNEY CROSBY	PITTSBURGH	36	15	41	56	26	16	3	0	1	124	12.1
PATRICK KANE	CHICAGO	47	23	32	55	11	8	8	0	3	138	16.7
ERIC STAAL	CAROLINA	48	18	35	53	5	54	3	1	4	152	11.8
CHRIS KUNITZ	PITTSBURGH	48	22	30	52	30	39	9	0	5	113	19.5
PHIL KESSEL	TORONTO	48	20	32	52	3-	18	6	0	4	161	12.4
TAYLOR HALL	EDMONTON	45	16	34	50	5	33	4	0	4	154	10.4
RYAN GETZLAF	ANAHEIM	44	15	34	49	14	41	4	3	3	99	15.2
PAVEL DATSYUK	DETROIT	47	15	34	49	21	14	8	0	6	107	14.0
MIKE RIBEIRO	WASHINGTON	48	13	36	49	4-	53	6	0	1	63	20.6

GOALTENDING LEADERS

GOALTENDER	TEAM	GP	MINS	AVG	W	L	OT	EN	SO	GA	SA	SV%	G	A	PIM
CRAIG ANDERSON	OTTAWA	24	1421	1.69	12	9	2	1	3	40	677	.941	0	0	0
JONATHAN BERNIER	LOS ANGELES	14	768	1.88	9	3	1	1	1	24	306	.922	0	1	0
COREY CRAWFORD	CHICAGO	30	1761	1.94	19	5	5	1	3	57	769	.926	0	0	4
RAY EMERY	CHICAGO	21	1116	1.94	17	1	0	0	3	36	460	.922	0	0	0
SERGEI BOBROVSKY	COLUMBUS	38	2219	2.00	21	11	6	3	4	74	1084	.929	0	0	0
TUUKKA RASK	BOSTON	36	2104	2.00	19	10	5	5	5	70	980	.929	0	1	0
HENRIK LUNDQVIST	NY RANGERS	43	2575	2.05	24	16	3	6	2	88	1190	.926	0	1	0
CORY SCHNEIDER	VANCOUVER	30	1733	2.11	17	9	4	1	5	61	835	.927	0	1	0
JIMMY HOWARD	DETROIT	42	2446	2.13	21	13	7	2	5	87	1129	.923	0	1	0
JAROSLAV HALAK	ST. LOUIS	16	813	2.14	6	5	1	2	3	29	286	.899	0	1	0

*Overall ranking is based on goals against average, (minimum of 14 games played in)



OPPONENTS

PAGES

140 - 173



LEAFS vs. ANAHEIM DUCKS

Summary for MAPLE LEAFS: Won: 0 Lost: 0 OT: 0

at TORONTO MAPLE LEAFS
No Games

at ANAHEIM DUCKS

Date Team Opponent Attend Goaltenders W Goal
No Games

Goals by Period: 1st 2nd 3rd OT Total Shots by Period: 1st 2nd 3rd OT Total
MAPLE LEAFS - - - - - MAPLE LEAFS - - - - -
DUCKS - - - - - DUCKS - - - - -

INDIVIDUAL SCORING

MAPLE LEAFS	GP	G	A	P	+/-	PIM	PP	SH	GW	GT	EN	S	5%
None													
GOALTENDING													
MAPLE LEAFS	GP	Min	W-L-OT	SO	GA	SA	SV	GAA	SV%				
None													

DUCKS	GP	G	A	P	+/-	PIM	PP	SH	GW	GT	EN	S	5%
None													
GOALTENDING													
DUCKS	GP	Min	W-L-OT	SO	GA	SA	SV	GAA	SV%				
None													

LEAFS vs. BOSTON BRUINS

Summary for MAPLE LEAFS: Won: 1 Lost: 2 OT: 1

at TORONTO MAPLE LEAFS

Date Team Opponent Attend Goaltenders W Goal
23 Mar '13 Maple Leafs 3 Bruins 2 19,236 Reimer vs Khudobin, Rask Frazer McLaren
02 Feb '13 Maple Leafs 0 Bruins 1 19,246 Reimer vs Rask Chris Bourque

at BOSTON BRUINS

Date Team Opponent Attend Goaltenders W Goal
25 Mar '13 ** Maple Leafs 2 Bruins 3 17,565 Reimer vs Rask Patrice Bergeron
07 Mar '13 Maple Leafs 2 Bruins 4 17,565 Scrivens vs Khudobin David Krejci
* - Overtime ** - Shootout

Goals by Period: 1st 2nd 3rd OT Total Shots by Period: 1st 2nd 3rd OT Total
MAPLE LEAFS 1 4 2 0 7 27 32 24 3 86
BRUINS 2 3 4 0 9 41 39 39 2 121

INDIVIDUAL SCORING

MAPLE LEAFS	GP	G	A	P	+/-	PIM	PP	SH	GW	GT	EN	S	5%
Nazem Kadri	4	2	1	3	0	0	0	0	0	0	0	9	22.2
Mikhail Grabovski	4	1	2	3	-1	0	0	0	0	0	0	7	14.3
Jay McClement	4	1	1	2	2	0	0	0	0	0	0	3	33.3
Carl Gunnarsson	3	0	2	2	0	2	0	0	0	0	0	1	0.0
Clarke MacArthur	3	0	2	2	-2	0	0	0	0	0	0	2	0.0
Nikolai Kulemin	4	1	0	1	0	2	0	0	0	0	0	9	11.1
Frazer McLaren	4	1	0	1	0	0	0	1	0	0	0	3	33.3
Joffrey Lupul	1	1	0	1	1	0	0	0	0	0	0	4	25.0
Colton Orr	4	0	1	1	0	9	0	0	0	0	0	1	0.0
Matt Frattin	2	0	1	1	2	0	0	0	0	0	0	3	0.0
Jake Gardiner	2	0	1	1	1	0	0	0	0	0	0	2	0.0
Ryan Hamilton	2	0	1	1	0	0	0	0	0	0	0	0	0.0
John-Michael Liles	2	0	1	1	1	0	0	0	0	0	0	1	0.0
Tyler Bozak	4	0	0	0	-3	0	0	0	0	0	0	4	0.0
Cody Franson	4	0	0	0	-3	0	0	0	0	0	0	6	0.0
Mark Fraser	4	0	0	0	-1	15	0	0	0	0	0	3	0.0
Phil Kessel	4	0	0	0	-4	0	0	0	0	0	0	7	0.0
Dion Phaneuf	4	0	0	0	-2	8	0	0	0	0	0	5	0.0
James van Riemsdyk	4	0	0	0	-4	0	0	0	0	0	0	6	0.0
Michael Kostka	3	0	0	0	2	0	0	0	0	0	0	2	0.0
Leo Komarov	2	0	0	0	-1	2	0	0	0	0	0	4	0.0
David Steckel	2	0	0	0	-1	0	0	0	0	0	0	2	0.0
Korbinian Holzer	1	0	0	0	-2	0	0	0	0	0	0	2	0.0
Mike Komisarek	1	0	0	0	0	0	0	0	0	0	0	0	0.0
Power Play: 1-11 9.1% / Penalty Killing: 7-7 100.0%													
BRUINS	GP	G	A	P	+/-	PIM	PP	SH	GW	GT	EN	S	5%
Patrice Bergeron	4	2	2	4	3	2	0	0	0	0	0	0	14.3
Brad Marchand	4	0	4	4	3	2	0	0	0	0	0	0	5.0
Tyler Seguin	4	2	1	3	1	4	0	0	0	0	0	1	14.3
Rich Peverley	4	0	3	3	2	0	0	0	0	0	0	0	6.0
Andrew Ference	4	1	1	2	1	2	0	0	0	0	0	0	16.7
David Krejci	4	1	1	2	0	0	0	0	0	1	0	0	9.1
Milan Lucic	4	1	1	2	3	0	0	0	0	0	0	0	33.3
Dennis Seidenberg	4	1	0	1	1	4	0	0	0	0	0	0	16.7
Chris Bourque	1	1	0	1	1	0	0	0	1	0	0	1	100.0
Dougie Hamilton	4	0	1	1	2	0	0	0	0	0	0	0	5.0
Chris Kelly	2	0	1	1	1	4	0	0	0	0	0	0	2.0
Jordan Caron	1	0	1	1	1	0	0	0	0	0	0	0	1.0
Gregory Campbell	4	0	0	0	-2	0	0	0	0	0	0	0	6.0
Zdeno Chara	4	0	0	0	2	2	0	0	0	0	0	0	12.0
Nathan Horton	4	0	0	0	2	0	0	0	0	0	0	0	9.0
Daniel Paille	3	0	0	0	-2	2	0	0	0	0	0	0	6.0
Jay Pandolfo	3	0	0	0	-1	0	0	0	0	0	0	0	2.0
Shawn Thornton	3	0	0	0	-1	5	0	0	0	0	0	0	5.0
Matt Bartkowski	2	0	0	0	-2	2	0	0	0	0	0	0	2.0
Johnny Boychuk	2	0	0	0	0	0	0	0	0	0	0	0	3.0
Aaron Johnson	2	0	0	0	2	4	0	0	0	0	0	0	1.0
Adam McQuaid	2	0	0	0	0	5	0	0	0	0	0	0	2.0
Lane MacDermid	1	0	0	0	0	10	0	0	0	0	0	0	1.0
Ryan Spooner	1	0	0	0	0	0	0	0	0	0	0	0	0.0
Jamie Tardif	1	0	0	0	0	0	0	0	0	0	0	0	0.0
Power Play: 0-7 0.0% / Penalty Killing: 10-11 90.9%													

GOALTENDING

MAPLE LEAFS	GP	Min	W-L-OT	SO	GA	SA	SV	GAA	SV%
James Reimer	3	184	1-1-1	0	5	96	91	1.63	.948
Ben Scrivens	1	59	0-1-0	0	3	24	21	3.06	.875

GOALTENDING

BRUINS	GP	Min	W-L-OT	SO	GA	SA	SV	GAA	SV%
Tuukka Rask	3	142	2-0-0	1	2	48	46	0.85	.958
Anton Khudobin	2	102	1-1-0	0	5	38	33	2.95	.868

LEAFS VS. ANAHEIM HISTORY

Leafs All-Time Record: 18-8-5-1	Last Leafs win in Toronto: Jan. 20, 2011 (5-2)	Last two consecutive Leafs wins: Jan. 20, 2011 (5-2) & Nov. 27, 2011 (5-2)
Leafs All-Time Home Record: 11-2-4-1	Last Leafs win in Anaheim: Nov. 27, 2011 (5-2)	Last two consecutive Leafs wins in Toronto: Oct. 8, 2001 (6-1) & Oct. 28, 2002 (5-2)
Leafs All-Time Road Record: 7-6-1-0	Leafs record in shootout: 0-1	Last two consecutive Leafs wins in Anaheim: Oct. 26, 2009 (6-3) & Nov. 27, 2011 (5-2)

MOST RECENT NOTABLES VS. ANAHEIM

Last Leaf shutdown in Toronto: Never	Last Leaf hat trick: Oct. 26, 2009 (Niklas Hagman)
Last Leaf shutdown in Anaheim: Never	Last opponent hat trick vs. Leafs: Never
Last opponent shutdown in Toronto: Nov. 9, 1999 (0-2) (Guy Hebert)	Last Leaf overtime goal: Dec. 17, 1995 @ ANA (3-2) ANDREYCHUK (Shtalenkov)
Last opponent shutdown in Anaheim: Jan. 9, 2008 (0-5) (J.S. Giguere)	Last opponent overtime goal: Never



LEAFS VS. BOSTON HISTORY

Leafs All-Time Record: 264-279-98-8	Last Leafs win in Toronto: Mar. 23, 2013 (3-2)	Last two consecutive Leafs wins: Mar. 19, 2011 (5-2) & Mar. 31, 2011 (4-3 SO)
Leafs All-Time Home Record: 166-106-51-2	Last Leafs win in Boston: Mar. 31, 2011 (4-3 SO)	Last two consecutive Leafs wins in Toronto: Dec. 19, 2009 (2-0) & Mar. 9, 2010 (4-3 OT)
Leafs All-Time Road Record: 98-173-47-6	Leafs record in shootout: 5-4	Last two consecutive Leafs wins in Boston: Feb. 15, 2011 (4-3) & Mar. 31, 2011 (4-3 SO)

MOST RECENT NOTABLES VS. BOSTON

Last Leaf shutdown in Toronto: Dec. 19, 2009 (2-0) (Jonas Gustavsson)	Last Leaf hat trick: Jan. 4, 2007 (Alex Steen)
Last Leaf shutdown in Boston: Mar. 25, 2004 (3-0) (Ed Belfour)	Last opponent hat trick vs. Leafs: Nov. 5, 2011 (Tyler Seguin)
Last opponent shutdown in Toronto: Feb. 2, 2013 (0-1) (Tuukka Rask)	Last Leaf overtime goal: Mar. 9, 2010 vs. BOS (4-3) KULEMIN (Thomas)
Last opponent shutdown in Boston: Mar. 19, 2012 (0-8) (Tim Thomas)	Last opponent overtime goal: Apr. 3, 2010 vs. BOS (1-2) Satan (GUSTAVSSON)



LEAFS vs. BUFFALO SABRES

Summary for MAPLE LEAFS: Won: 2 Lost: 1 OT: 1

at TORONTO MAPLE LEAFS

Date	Team	Opponent	Attend	Goaltenders	W Goal
21 Feb '13	Maple Leafs 3	Sabres 1	19,473	Scrivens vs Miller	James van Riemsdyk
21 Jan '13	Maple Leafs 1	Sabres 2	19,475	Scrivens vs Miller	Jason Pominville

at BUFFALO SABRES

Date	Team	Opponent	Attend	Goaltenders	W Goal
21 Mar '13 **	Maple Leafs 4	Sabres 5	19,070	Reimer vs Miller	Steve Ott
29 Jan '13 *	Maple Leafs 4	Sabres 3	18,801	Reimer vs Miller	Matt Frattin

* - Overtime ** - Shootout

Goals by Period:	1st	2nd	3rd	OT	Total	Shots by Period:	1st	2nd	3rd	OT	Total
MAPLE LEAFS	3	5	3	1	12	MAPLE LEAFS	34	41	46	8	129
SABRES	4	4	2	0	10	SABRES	34	35	46	5	120

INDIVIDUAL SCORING

MAPLE LEAFS	GP	G	A	P	+/-	PIM	PP	SH	GW	GT	EN	S	5%
Nazem Kadri	4	3	2	5	3	0	2	0	0	0	0	15	20.0
Cody Franson	3	1	4	5	1	0	0	0	0	0	0	8	12.5
Phil Kessel	4	0	5	5	0	4	0	0	0	0	0	15	0.0
Tyler Bozak	4	1	2	3	-1	0	1	0	0	0	0	12	8.3
Dion Phaneuf	4	1	2	3	-1	2	1	0	0	0	0	10	10.0
James van Riemsdyk	4	2	0	2	-1	2	1	0	1	0	0	12	16.7
Matt Frattin	2	2	0	2	1	0	0	0	1	0	0	5	40.0
Nikolai Kulemin	4	0	2	2	-2	2	0	0	0	0	0	2	0.0
Michael Kostka	3	0	2	2	-1	0	0	0	0	0	0	3	0.0
Mikhail Grabovski	4	1	0	1	-1	0	0	0	0	0	0	8	12.5
Jay McClement	4	1	0	1	0	0	0	0	0	0	0	8	12.5
Leo Komarov	4	0	1	1	0	2	0	0	0	0	0	5	0.0
John-Michael Liles	3	0	1	1	-1	2	0	0	0	0	0	5	0.0
Clarke MacArthur	3	0	1	1	-1	4	0	0	0	0	0	4	0.0
Jake Gardiner	1	0	1	1	2	0	0	0	0	0	0	1	0.0
Mark Fraser	4	0	0	0	2	7	0	0	0	0	0	2	0.0
Carl Gunnarsson	4	0	0	0	-4	2	0	0	0	0	0	2	0.0
Mike Brown	3	0	0	0	0	21	0	0	0	0	0	2	0.0
Colton Orr	3	0	0	0	0	34	0	0	0	0	0	0	0.0
Korbinian Holzer	2	0	0	0	-1	0	0	0	0	0	0	3	0.0
Frazer McLaren	2	0	0	0	0	10	0	0	0	0	0	3	0.0
David Steckel	2	0	0	0	0	0	0	0	0	0	0	0	0.0
Joffrey Lupul	1	0	0	0	0	0	0	0	0	0	0	4	0.0

Power Play: 5-18 27.8% / Penalty Killing: 10-12 83.3%

GOALTENDING

MAPLE LEAFS	GP	Min	W-L-OT	SO	GA	SA	SV	GAA	SV%
Ben Scrivens	2	118	1-1-0	0	3	52	49	1.53	.942
James Reimer	2	130	1-0-1	0	7	68	61	3.23	.897

GOALTENDING

SABRES	GP	Min	W-L-OT	SO	GA	SA	SV	GAA	SV%
Ryan Miller	4	247	2-1-1	0	12	129	117	2.91	.907

Power Play: 2-12 16.7% / Penalty Killing: 13-18 72.2%

LEAFS VS. BUFFALO HISTORY

Leafs All-Time Record:
66-96-18-8Last Leafs win in Toronto:
Feb. 21, 2013 (3-1)Last two consecutive Leafs wins:
Jan. 29, 2013 (4-3 OT) & Feb. 21, 2013 (3-1)Leafs All-Time Home Record:
39-38-12-4Last Leafs win in Buffalo:
Jan. 29, 2013 (4-3 OT)Last two consecutive Leafs wins in Toronto:
Jan. 10, 2012 (2-0) & Mar. 31, 2012 (4-3)Leafs All-Time Road Record:
27-58-6-4Leafs record in shootout:
1-4Last two consecutive Leafs wins in Buffalo:
Mar. 21, 2008 (4-1) & Dec. 12, 2008 (2-1)

MOST RECENT NOTABLES VS. BUFFALO

Last Leaf shutdown in Toronto:
Jan. 10, 2012 (2-0) (Jonas Gustavsson)Last Leaf hat trick:
Mar. 16, 1990 (Vincent Damphousse)Last Leaf shutdown in Buffalo:
Nov. 9, 2007 (3-0) (Andrew Raycroft)Last opponent hat trick vs. Leafs:
Feb. 4, 2009 (Thomas Vanek)Last opponent shutdown in Toronto:
Nov. 30, 2009 (0-3) (Ryan Miller)Last Leaf overtime goal:
Jan. 29, 2013 @ BUF (4-3) FRATTIN (Miller)Last opponent shutdown in Buffalo:
Feb. 4, 2009 (0-5) (Ryan Miller)Last opponent overtime goal:
Apr. 3, 2012 @ BUF (5-6) Roy (SCRIVENS)

LEAFS vs. CALGARY FLAMES

Summary for MAPLE LEAFS: Won: 0 Lost: 0 OT: 0

at TORONTO MAPLE LEAFS

No Games

at CALGARY FLAMES

No Games

Goals by Period:	1st	2nd	3rd	OT	Total	Shots by Period:	1st	2nd	3rd	OT	Total
MAPLE LEAFS	-	-	-	-	-	MAPLE LEAFS	-	-	-	-	-
FLAMES	-	-	-	-	-	FLAMES	-	-	-	-	-

INDIVIDUAL SCORING

MAPLE LEAFS	GP	G	A	P	+/-	PIM	PP	SH	GW	GT	EN	S	5%
None													

GOALTENDING

MAPLE LEAFS	GP	Min	W-L-OT	SO	GA	SA	SV	GAA	SV%
None									

GOALTENDING

FLAMES	GP	Min	W-L-OT	SO	GA	SA	SV	GAA	SV%
None									

LEAFS VS. CALGARY HISTORY

Leafs All-Time Record:
53-55-12-4Last Leafs win in Toronto:
Oct. 15, 2011 (3-2)Last two consecutive Leafs wins:
Dec. 27, 2002 (4-3) & Jan. 14, 2003 (3-2)Leafs All-Time Home Record:
31-18-7-2Last Leafs win in Calgary:
Dec. 27, 2002 (4-3)Last two consecutive Leafs wins in Toronto:
Oct. 14, 2006 (5-4 OT) & Mar. 14, 2009 (8-6)Leafs All-Time Road Record:
22-37-5-2Leafs record in shootout:
0-1Last two consecutive Leafs wins in Calgary:
Jan. 22, 2002 (6-1) & Dec. 27, 2002 (4-3)

MOST RECENT NOTABLES VS. CALGARY

Last Leaf shutdown in Toronto:
NeverLast Leaf hat trick:
Oct. 14, 2006 (Mats Sundin)Last Leaf shutdown in Calgary:
Mar. 28, 1993 (4-0) (Darren Puppa)Last opponent hat trick vs. Leafs:
Mar. 14, 2009 (Olli Jokinen)Last opponent shutdown in Toronto:
Dec. 31, 1977 (0-3) (Yves Belanger - Atlanta)Last Leaf overtime goal:
Oct. 14, 2006 vs. CGY (5-4) SUNDIN (Kiprusoff)Last opponent shutdown in Calgary:
Jan. 6, 2006 (0-1) (Miikka Kiprusoff)Last opponent overtime goal:
Nov. 18, 2003 @ CGY (2-3) Lydman (BELFOUR)

LEAFS vs. CAROLINA HURRICANES

Summary for MAPLE LEAFS: Won: 1 Lost: 2 OT: 0

at TORONTO MAPLE LEAFS

Date	Team	Opponent	Attend	Goaltenders	W Goal
28 Mar '13	Maple Leafs 6	Hurricanes 3	19,236	Reimer vs Peters	Joffrey Lupul
04 Feb '13	Maple Leafs 1	Hurricanes 4	19,072	Reimer vs Ward	Eric Staal

at CAROLINA HURRICANES

Date	Team	Opponent	Attend	Goaltenders	W Goal
14 Feb '13	Maple Leafs 1	Hurricanes 3	18,680	Scrivens vs Ellis	Jussi Jokinen

* - Overtime ** - Shootout

Goals by Period:	1st	2nd	3rd	OT	Total	Shots by Period:	1st	2nd	3rd	OT	Total
MAPLE LEAFS	2	2	4	0	8	MAPLE LEAFS	39	23	39	0	101
HURRICANES	0	7	3	0	10	HURRICANES	27	43	24	0	94

INDIVIDUAL SCORING

MAPLE LEAFS	GP	G	A	P	+/-	PIM	PP	SH	GW	GT	EN	S	5%	
Dion Phaneuf	3	1	3	4	2	2	0	0	0	0	0	8	12.5	
Tyler Bozak	3	1	2	3	3	0	0	0	0	0	0	4	25.0	
Nazem Kadri	3	1	1	2	-1	0	1	0	0	0	0	6	16.7	
Nikolai Kulemin	3	1	1	2	-1	0	0	0	0	0	0	110	10.0	
Joffrey Lupul	1	1	1	2	0	0	0	1	0	0	4	25.0		
Phil Kessel	3	0	2	2	1	0	0	0	0	0	0	0	16	0.0
Cody Franson	3	1	0	1	0	0	1	0	0	0	0	6	16.7	
Jay McClement	3	1	0	1	1	4	0	0	0	0	1	2	50.0	
Matt Frattin	2	1	0	1	1	0	0	0	0	0	0	6	16.7	
Mikhail Grabovski	3	0	1	1	-2	0	0	0	0	0	3	0	0.0	
James van Riemsdyk	3	0	1	1	1	2	0	0	0	0	0	0	10	0.0
Leo Komarov	2	0	1	1	-1	0	0	0	0	0	0	1	0.0	
Carl Gunnarsson	1	0	1	1	2	0	0	0	0	0	2	0	0.0	
Mark Fraser	3	0	0	0	0	2	0	0	0	0	2	0	0.0	
Michael Kostka	3	0	0	0	-1	4	0	0	0	0	6	0	0.0	
John-Michael Liles	3	0	0	0	-2	0	0	0	0	0	7	0	0.0	
Frazer McLaren	3	0	0	0	0	10	0	0	0	0	2	0	0.0	
Colton Orr	3	0	0	0	0	7	0	0	0	0	0	0	0.0	
Korbinian Holzer	2	0	0	0	-1	2	0	0	0	0	0	0	0.0	
Clarke MacArthur	2	0	0	0	-2	0	0	0	0	0	5	0	0.0	
Ryan Hamilton	1	0	0	0	0	0	0	0	0	0	1	0	0.0	
David Steckel	1	0	0	0	0	0	0	0	0	0	0	0	0.0	

HURRICANES	GP	G	A	P	+/-	PIM	PP	SH	GW	GT	EN	S	5%	
Jeff Skinner	3	0	5	5	0	0	0	0	0	0	0	0	10	0.0
Jordan Staal	3	1	3	1	4	0	0	0	0	0	0	4	75.0	
Joe Corvo	2	1	3	4	-1	0	0	0	0	0	0	5	20.0	
Eric Staal	3	1	2	3	-2	-2	1	1	1	0	0	11	18.2	
Alexander Semin	3	1	2	3	-1	14	1	0	0	0	0	0	15	6.7
Patrick Dwyer	3	1	1	2	3	0	0	0	0	0	0	6	16.7	
Justin Faulk	2	1	0	1	2	0	1	0	0	0	0	4	25.0	
Jussi Jokinen	2	1	0	1	0	0	0	1	0	1	0	3	33.3	
Tim Brent	3	0	1	1	-2	2	0	0	0	0	0	4	0.0	
Jamie McBain	3	0	1	1	1	4	0	0	0	0	0	4	0.0	
Jiri Tlustý	3	0	1	1	0	0	0	0	0	0	0	8	0.0	
Tuomo Ruutu	1	0	1	1	-2	2	0	0	0	0	0	1	0.0	
Drayson Bowman	3	0	0	0	0	0	0	0	0	0	0	7	0.0	
Jay Harrison	3	0	0	0	0	2	0	0	0	0	0	5	0.0	
Kevin Westgarth	3	0	0	0	0	17	0	0	0	0	0	1	0.0	
Tim Leason	2	0	0	0	3	0	0	0	0	0	0	0	0.0	
John Pilon	2	0	0	0	0	0	0	0	0	0	0	0	0.0	
Bobby Sanguinetti	2	0	0	0	-1	2	0	0	0	0	0	1	0.0	
Tim Wallace	2	0	0	0	-1	0	0	0	0	0	0	2	0.0	
Brett Bellemore	1	0	0	0	0	0	0	0	0	0	0	0	0.0	
Adam Hall	1	0	0	0	0	0	0	0	0	0	0	0	0.0	
Michal Jordan	1	0	0	0	0	0	0	0	0	0	0	1	0.0	

Power Play: 2-11 18.2% / Penalty Killing: 6-10 60.0%

GOALTENDING

MAPLE LEAFS	GP	Min	W-L-OT	SO	GA	SA	SV	GAA	SV%
James Reimer	2	120	1-1-0	0	7	61	54	3.50	.885
Ben Scrivens	1	58	0-1-0	0	3	33	30	3.13	.909

HURRICANES	GP	G	A	P	+/-	PIM	PP	SH	GW	GT	EN	S	5%
Jeff Skinner	3	0	5	5	0	0	0	0	0	0	0	10	0.0
Jordan Staal	3	3	1	4	0	0	0	0	0	0	0	4	75.0
Joe Corvo	2	1	3	4	-1	0	0	0	0	0	0	5	20.0
Eric Staal	3	2	1	3	-2	2	1	1	1	0	0	11	18.2
Alexander Semin	3	1	2	3	-1	14	1	0	0	0	0	0	15.6
Patrick Dwyer	3	1	1	2	3	0	1	0	0	0	0	6	16.7
Justin Faulk	2	0	0	1	2	0	1	0	0	0	0	4	25.0
Jussi Jokinen	2	1	0	1	0	0	1	0	1	0	0	3	33.3
Tim Brent	3	0	1	1	-2	2	0	0	0	0	0	4	0.0
Jamie McBain	3	0	1	1	1	4	0	0	0	0	0	4	0.0
Jiri Tlustý	3	0	1	1	0	0	0	0	0	0	0	8	0.0
Tuomo Ruutu	1	0	1	1	-2	2	0	0	0	0	0	1	0.0
Drayson Bowman	3	0	0	0	0	0	0	0	0	0	0	7	0.0
Jay Harrison	3	0	0	0	0	2	0	0	0	0	0	5	0.0
Kevin Westgarth	3	0	0	0	0	17	0	0	0	0	0	1	0.0
Tim Gleason	2	0	0	0	3	0	0	0	0	0	0	0	0.0
Joni Pitkanen	2	0	0	0	-2	0	0	0	0	0	0	1	0.0
Bobby Sanguinetti	2	0	0	0	-1	2	0	0	0	0	0	1	0.0
Tim Wallace	2	0	0	0	-1	0	0	0	0	0	0	2	0.0
Brett Bellemore	1	0	0	0	0	0	0	0	0	0	0	0	0.0
Adam Hall	1	0	0	0	0	0	0	0	0	0	0	0	0.0
Michal Jordan	1	0	0	0	0	0	0	0	0	0	0	1	0.0
Chad LaRose	1	0	0	0	0	0	0	0	0	0	0	1	0.0
Riley Nash	1	0	0	0	0	2	0	0	0	0	0	0	0.0
Andreas Nodl	1	0	0	0	0	0	0	0	0	0	0	0	0.0

Power Play: 4-10 40.0% / Penalty Killing: 9-11 81.8%

GOALTENDING

HURRICANES	GP	Min	W-L-OT	SO	GA	SA	SV	GAA	SV%
Cam Ward	1	60	1-0-0	0	1	42	41	1.00	.976
Dan Ellis	1	60	1-0-0	0	1	23	22	1.00	.957
Justin Peters	1	59	0-1-0	0	4	34	30	4.03	.882

LEAFS VS. CAROLINA HISTORY

Leafs All-Time Record:
38-49-11-6Last Leafs win in Toronto:
Mar. 28, 2013 (6-3)Last two consecutive Leafs wins:
Feb. 3, 2011 (3-0) & Mar. 16, 2011 (3-1)Leafs All-Time Home Record:
19-26-6-1Last Leafs win in Carolina:
Mar. 16, 2011 (3-1)Last two consecutive Leafs wins in Toronto:
Oct. 20, 2005 (5-4 OT) & Mar. 21, 2006 (3-2)Leafs All-Time Road Record:
19-23-5-5Leafs record in shootout:
0-2Last two consecutive Leafs wins in Carolina:
Jan. 15, 2009 (6-4) & Nov. 6, 2009 (3-2)

MOST RECENT NOTABLES VS. CAROLINA

Last Leaf shutout in Toronto:
Feb. 3, 2011 (3-0) (James Reimer)Last Leaf hat trick:
Jan. 15, 2009 (Jason Blake)Last Leaf shutout in Carolina:
Nov. 3, 1999 (6-0) (Curtis Joseph)Last opponent hat trick vs. Leafs:
Nov. 27, 2001 (Sami Kapanen)Last opponent shutout in Toronto:
Mar. 27, 2012 (0-3) (Cam Ward)Last Leaf overtime goal:
Dec. 13, 2011 vs. CAR (2-1) CONNOLLY (Ward)Last opponent shutout in Carolina:
Mar. 5, 1989 (0-3) (Peter Sidorkiewicz - Hartford)Last opponent overtime goal:
Dec. 29, 2011 @ CAR (3-4) Staal (REIMER)

LEAFS vs. CHICAGO BLACKHAWKS

Summary for MAPLE LEAFS: Won: 0 Lost: 0 OT: 0

at TORONTO MAPLE LEAFS

No Games

at CHICAGO BLACKHAWKS

No Games

Goals by Period:	1st	2nd	3rd	OT	Total	Shots by Period:	1st	2nd	3rd	OT	Total
MAPLE LEAFS	-	-	-	-	-	MAPLE LEAFS	-	-	-	-	-
BLACKHAWKS	-	-	-	-	-	BLACKHAWKS	-	-	-	-	-

INDIVIDUAL SCORING

MAPLE LEAFS	GP	G	A	P	+/-	PIM	PP	SH	GW	GT	EN	S	5%
None													

GOALTENDING

MAPLE LEAFS	GP	Min	W-L-OT	SO	GA	SA	SV	GAA	SV%
None									

BLACKHAWKS	GP	G	A	P	+/-	PIM	PP	SH	GW	GT	EN	S	5%
None													

GOALTENDING

BLACKHAWKS	GP	Min	W-L-OT	SO	GA	SA	SV	GAA	SV%
None									

LEAFS VS. CHICAGO HISTORY

Leafs All-Time Record:
284-258-96-1Last Leafs win in Toronto:
Dec. 1, 2001 (4-1)Last two consecutive Leafs wins:
Dec. 1, 2001 (4-1) & Feb. 12, 2003 (3-1)Leafs All-Time Home Record:
164-99-54-1Last Leafs win in Chicago:
Feb. 12, 2003 (3-1)Last two consecutive Leafs wins in Toronto:
Mar. 31, 1990 (6-4) & Oct. 20, 1990 (6-2)Leafs All-Time Road Record:
120-159-42-0Leafs record in shootout:
0-0Last two consecutive Leafs wins in Chicago:
Nov. 30, 2001 (2-1) & Feb. 12, 2003 (3-1)

MOST RECENT NOTABLES VS. CHICAGO

Last Leaf shutout in Toronto:
Mar. 30, 1968 (3-0) (Johnny Bower)Last Leaf hat trick:
Nov. 12, 1998 (Mats Sundin)Last Leaf shutout in Chicago:
Apr. 6, 2001 (1-0) (Curtis Joseph)Last opponent hat trick vs. Leafs:
Jan. 1, 1993 (Michel Goulet)Last opponent shutout in Toronto:
Mar. 30, 2000 (0-4) (Jocelyn Thibault)Last Leaf overtime goal:
Jan. 24, 1997 @ CHI (2-1) MULLER (Hackett)Last opponent shutout in Chicago:
Nov. 5, 1992 (0-1) (Ed Belfour)Last opponent overtime goal:
Nov. 22, 2008 vs. CHI (4-5) Bolland (TOSKALA)

LEAFS vs. COLORADO AVALANCHE

Summary for MAPLE LEAFS: Won: 0 Lost: 0 OT: 0

at TORONTO MAPLE LEAFS
No Games

at COLORADO AVALANCHE
No Games

Goals by Period:	1st	2nd	3rd	OT	Total	Shots by Period:	1st	2nd	3rd	OT	Total
MAPLE LEAFS	-	-	-	-	-	MAPLE LEAFS	-	-	-	-	-
AVALANCHE	-	-	-	-	-	AVALANCHE	-	-	-	-	-

INDIVIDUAL SCORING

MAPLE LEAFS	GP	G	A	P	+/-	PIM	PP	SH	GW	GT	EN	S	5%
None													
GOALTENDING													
MAPLE LEAFS	GP	Min	W-L-OT	SO	GA	SA	SV	GAA	SV%				
None													

AVALANCHE	GP	G	A	P	+/-	PIM	PP	SH	GW	GT	EN	S	5%
None													
GOALTENDING													
AVALANCHE	GP	Min	W-L-OT	SO	GA	SA	SV	GAA	SV%				
None													

LEAFS vs. COLUMBUS BLUE JACKETS

Summary for MAPLE LEAFS: Won: 0 Lost: 0 OT: 0

at TORONTO MAPLE LEAFS
No Games

at COLUMBUS BLUE JACKETS
No Games

Goals by Period:	1st	2nd	3rd	OT	Total	Shots by Period:	1st	2nd	3rd	OT	Total
MAPLE LEAFS	-	-	-	-	-	MAPLE LEAFS	-	-	-	-	-
BLUE JACKETS	-	-	-	-	-	BLUE JACKETS	-	-	-	-	-

INDIVIDUAL SCORING

MAPLELEAFS	GP	G	A	P	+/-	PIM	PP	SH	GW	GT	EN	S	5%
None													
GOALTENDING													
MAPLELEAFS	GP	Min	W-L-OT	SO	GA	SA	SV	GAA	SV%				
None													

BLUEJACKETS	GP	G	A	P	+/-	PIM	PP	SH	GW	GT	EN	S	5%
None													
GOALTENDING													
BLUEJACKETS	GP	Min	W-L-OT	SO	GA	SA	SV	GAA	SV%				
None													

LEAFS VS. COLORADO HISTORY

Leafs All-Time Record: 25-35-9-1	Last Leafs win in Toronto: Mar. 20, 2004 (5-2)	Last two consecutive Leafs wins: Nov. 4, 1998 (3-0) & Oct. 6, 1999 (2-1)
Leafs All-Time Home Record: 16-17-4-1	Last Leafs win in Colorado: Mar. 24, 2011 (4-3)	Last two consecutive Leafs wins in Toronto: Nov. 4, 1998 (3-0) & Oct. 6, 1999 (2-1)
Leafs All-Time Road Record: 9-18-5-0	Leafs record in shootout: 0-0	Last two consecutive Leafs wins in Colorado: Jan. 29, 2009 (7-4) & Mar. 24, 2011 (4-3)

MOST RECENT NOTABLES VS. COLORADO

Last Leaf shutout in Toronto: Nov. 4, 1998 (3-0) (Curtis Joseph)	Last Leaf hat trick: Dec. 21, 1996 (Mats Sundin)
Last Leaf shutout in Colorado: Never	Last Opponent hat trick vs. Leafs: Nov. 26, 1992 (Owen Nolan - Quebec)
Last opponent shutout in Toronto: Jan. 25, 2003 (0-3) (Patrick Roy)	Last Leaf overtime goal: Mar. 17, 1992 vs. QUE (4-3) ANDERSON (Fiset)
Last opponent shutout in Colorado: Mar. 3, 1996 (0-4) (Patrick Roy)	Last opponent overtime goal: Oct. 17, 2011 vs. COL (2-3) Jones (REIMER)



LEAFS VS. COLUMBUS HISTORY

Leafs All-Time Record: 6-1-1-2	Last Leafs win in Toronto: Feb. 19, 2008 (3-1)	Last two consecutive Leafs wins: Oct. 20, 2006 (4-2) & Feb. 19, 2008 (3-1)
Leafs All-Time Home Record: 3-1-1-1	Last Leafs win in Columbus: Nov. 3, 2011 (4-1)	Last two consecutive Leafs wins in Toronto: Feb. 12, 2004 (4-1) & Feb. 19, 2008 (3-1)
Leafs All-Time Road Record: 3-0-0-1	Leafs record in shootout: 0-1	Last two consecutive Leafs wins in Columbus: Dec. 3, 2009 (6-3) & Nov. 3, 2011 (4-1)

MOST RECENT NOTABLES VS. COLUMBUS

Last Leaf shutout in Toronto: Never	Last Leaf hat trick: Never
Last Leaf shutout in Columbus: Never	Last opponent hat trick vs. Leafs: Mar. 20, 2003 (Tyler Wright)
Last opponent shutout in Toronto: Never	Last Leaf overtime goal: Never
Last opponent shutout in Columbus: Never	Last opponent overtime goal: Mar. 20, 2003 @ CLB (3-4) Wright (KIDD)



LEAFS vs. DALLAS STARS

Summary for MAPLE LEAFS: Won: 0 Lost: 0 OT: 0

at TORONTO MAPLE LEAFS
No Games

at DALLAS STARS
No Games

Goals by Period:	1st	2nd	3rd	OT	Total	Shots by Period:	1st	2nd	3rd	OT	Total
MAPLE LEAFS	-	-	-	-	-	MAPLE LEAFS	-	-	-	-	-
STARS	-	-	-	-	-	STARS	-	-	-	-	-

INDIVIDUAL SCORING

MAPLE LEAFS														STARS													
GP G A P +/- PIM PP SH GW GT EN S 5%														GP G A P +/- PIM PP SH GW GT EN S 5%													
None														None													
GOALTENDING														GOALTENDING													
MAPLE LEAFS														STARS													
GP Min W-L-OT SO GA SA SV GAA SV%														GP Min W-L-OT SO GA SA SV GAA SV%													
None														None													

LEAFS vs. DETROIT RED WINGS

Summary for MAPLE LEAFS: Won: 0 Lost: 0 OT: 0

at TORONTO MAPLE LEAFS
No Games

at DETROIT RED WINGS
No Games

Goals by Period:	1st	2nd	3rd	OT	Total	Shots by Period:	1st	2nd	3rd	OT	Total
MAPLE LEAFS	-	-	-	-	-	MAPLE LEAFS	-	-	-	-	-
RED WINGS	-	-	-	-	-	RED WINGS	-	-	-	-	-

INDIVIDUAL SCORING

MAPLE LEAFS	GP	G	A	P	+/-	PIM	PP	SH	GW	GT	EN	S	5%	RED WINGS	GP	G	A	P	+/-	PIM	PP	SH	GW	GT	EN	S	5%
None														None													
GOALTENDING														GOALTENDING													
MAPLE LEAFS	GP	Min	W-L-OT	SO	GA	SA	SV	GAA	SV%	RED WINGS	GP	Min	W-L-OT	SO	GA	SA	SV	GAA	SV%								
None										None																	

LEAFS VS. DALLAS HISTORY

Leafs All-Time Record: 87-88-28-1	Last Leafs win in Toronto: Nov. 22, 2010 (4-1)	Last two consecutive Leafs wins: Nov. 22, 2010 (4-1) & Nov. 25, 2011 (4-3 SO)
Leafs All-Time Home Record: 50-37-17-0	Last Leafs win in Dallas: Nov. 25, 2011 (4-3 SO)	Last two consecutive Leafs wins in Toronto: Apr. 14, 1995 (2-1) & Dec. 9, 1995 (3-1)
Leafs All-Time Road Record: 37-51-11-1	Leafs record in shootout: 1-0	Last two consecutive Leafs wins in Dallas: Apr. 5, 1994 (6-4) & Jan. 30, 1995 (2-1)

LEAFS VS. DETROIT HISTORY

Leafs All-Time Record: 276-275-93-0	Last Leafs win in Toronto: Jan. 7, 2012 (4-3)	Last two consecutive Leafs wins: Oct. 9, 2008 (3-2) & Nov. 7, 2009 (5-1)
Leafs All-Time Home Record: 167-105-47-0	Last Leafs win in Detroit: Oct. 9, 2008 (3-2)	Last two consecutive Leafs wins in Toronto: Nov. 7, 2009 (5-1) & Jan. 7, 2012 (4-3)
Leafs All-Time Road Record: 109-170-46-0	Leafs record in shootout: 0-0	Last two consecutive Leafs wins in Detroit: Mar. 16, 2000 (4-3 OT) & Dec. 6, 2000 (3-0)

MOST RECENT NOTABLES VS. DALLAS

Last Leaf shutdown in Toronto: Oct. 25, 1999 (4-0) (Curtis Joseph)	Last Leaf hat trick: Apr. 3, 1985 (Bill Derlago - vs. Minnesota)
Last Leaf shutdown in Dallas: Mar. 26, 1998 (1-0) (Felix Potvin)	Last Opponent hat trick vs. Leafs: Dec. 23, 2008 (James Neal)
Last opponent shutdown in Toronto: Dec. 21, 1987 (0-0) (Kari Takko - Minnesota)	Last Leaf overtime goal: Jan. 13, 1994 vs. DAL (4-3) ANDERSON (Potvin)
Last opponent shutdown in Dallas: Oct. 19, 1996 (0-2) (Andy Moog)	Last opponent overtime goal: Oct. 28, 2009 @ DAL (3-4) Neal (GUSTAVSSON)



MOST RECENT NOTABLES VS. DETROIT

Last Leaf shutdown in Toronto: Nov. 15, 1986 (6-0) (Allan Bester)	Last Leaf hat trick: Mar. 4, 1994 (Wendel Clark)
Last Leaf shutdown in Detroit: Dec. 6, 2000 (3-0) (Curtis Joseph)	Last opponent hat trick vs. Leafs: Dec. 27, 1997 (Kirk Maltby)
Last opponent shutdown in Toronto: Jan. 3, 1976 (0-1) (Jim Rutherford)	Last Leaf overtime goal: Feb. 9, 2008 (3-2) ANTROPOV (Hasek)
Last opponent shutdown in Detroit: Oct. 25, 1991 (0-4) (Riendeau/Cheveland)	Last opponent overtime goal: Mar. 20, 1996 vs. DET (3-4) McCarty (BEAUPRE)



LEAFS vs. EDMONTON OILERS

Summary for MAPLE LEAFS: Won: 0 Lost: 0 OT: 0

at TORONTO MAPLE LEAFS
No Games

at EDMONTON OILERS
No Games

Goals by Period:	1st	2nd	3rd	OT	Total	Shots by Period:	1st	2nd	3rd	OT	Total
MAPLE LEAFS	-	-	-	-	-	MAPLE LEAFS	-	-	-	-	-
OILERS	-	-	-	-	-	OILERS	-	-	-	-	-

INDIVIDUAL SCORING

MAPLE LEAFS	GP	G	A	P	+/-	PIM	PP	SH	GW	GT	EN	S	5%
None													
OILERS	GP	G	A	P	+/-	PIM	PP	SH	GW	GT	EN	S	5%
None													

MAPLE LEAFS	GP	Min	W-L-OT	SO	GA	SA	SV	GAA	SV%
None									
OILERS	GP	Min	W-L-OT	SO	GA	SA	SV	GAA	SV%
None									

GOALTENDING

GOALTENDING

LEAFS vs. FLORIDA PANTHERS

Summary for MAPLE LEAFS: Won: 3 Lost: 0 OT: 0

at TORONTO MAPLE LEAFS

Date	Team	Opponent	Attend	Goalkeepers	W Goal
26 Mar '13	Maple Leafs 3	Panthers 2	19,379	Scrivens vs Markstrom	Joffrey Lupul

at FLORIDA PANTHERS

Date	Team	Opponent	Attend	Goalkeepers	W Goal
25 Apr '13	Maple Leafs 4	Panthers 0	16,484	Reimer vs Markstrom	Leo Komarov
18 Feb '13	Maple Leafs 3	Panthers 0	17,177	Scrivens vs Theodore	Phil Kessel
* - Overtime ** - Shootout					

Goals by Period:	1st	2nd	3rd	OT	Total	Shots by Period:	1st	2nd	3rd	OT	Total
MAPLE LEAFS	3	5	2	0	10	MAPLE LEAFS	30	34	17	0	81
PANTHERS	1	0	1	0	2	PANTHERS	35	36	42	0	113

INDIVIDUAL SCORING

MAPLE LEAFS	GP	G	A	P	+/-	PIM	PP	SH	GW	GT	EN	S	5%
Phil Kessel	3	3	2	5	4	4	0	0	1	0	0	12	25.0
Nazem Kadri	3	1	3	4	3	2	1	0	0	0	0	12	8.3
Joffrey Lupul	2	2	1	3	2	0	1	0	1	0	0	4	50.0
Clarke MacArthur	2	2	1	3	2	2	0	0	0	0	0	5	40.0
Dion Phaneuf	3	1	1	2	1	12	0	0	0	0	0	6	16.7
Carl Gunnarsson	3	0	2	2	1	0	0	0	0	0	0	2	0.0
Tyler Bozak	2	0	2	2	2	0	0	0	0	0	0	2	0.0
Leo Komarov	2	1	0	1	1	4	0	0	1	0	0	4	25.0
Cody Franson	3	0	1	1	4	2	0	0	0	0	0	2	0.0
Jay McClement	3	0	1	1	0	0	0	0	0	0	0	1	0.0
James van Riemsdyk	3	0	1	1	1	0	0	0	0	0	0	5	0.0
Matt Frattin	2	0	1	1	2	0	0	0	0	0	0	4	0.0
John-Michael Liles	1	0	1	1	2	0	0	0	0	0	0	0	0.0
Mark Fraser	3	0	0	0	4	14	0	0	0	0	0	4	0.0
Mikhail Grabovski	3	0	0	0	0	0	0	0	0	0	0	7	0.0
Michael Kostka	3	0	0	0	1	0	0	0	0	0	0	5	0.0
Nikolai Kulemin	3	0	0	0	-2	0	0	0	0	0	0	2	0.0
Colton Orr	3	0	0	0	2	5	0	0	0	0	0	2	0.0
Frazer McLaren	2	0	0	0	0	7	0	0	0	0	0	0	0.0
Mike Brown	1	0	0	0	0	0	0	0	0	0	0	0	0.0
Joe Colborne	1	0	0	0	1	0	0	0	0	0	0	0	0.0
Jake Gardiner	1	0	0	0	-1	0	0	0	0	0	0	1	0.0
Ryan Hamilton	1	0	0	0	0	0	0	0	0	0	0	1	0.0
Korbinian Holzer	1	0	0	0	0	0	0	0	0	0	0	0	0.0
Power Play: 2-6 33.3% / Penalty Killing: 7-7 100.0%													

PANTHERS	GP	G	A	P	+/-	PIM	PP	SH	GW	GT	EN	S	5%
Tomas Fleischmann	3	1	0	1	-1	2	0	0	0	0	0	0	15 6.7
Shawn Matthias	3	1	0	1	-1	0	0	0	0	0	0	0	6 16.7
Marcel Goc	3	0	1	1	0	0	0	0	0	0	0	0	10 0.0
Jonathan Huberdeau	3	0	1	1	-1	0	0	0	0	0	0	0	4 0.0
Tomas Kopecky	3	0	1	1	-1	0	0	0	0	0	0	0	6 0.0
Filip Kuba	3	0	1	1	-2	4	0	0	0	0	0	0	5 0.0
Brian Campbell	3	0	0	0	-3	2	0	0	0	0	0	0	9 0.0
Peter Mueller	3	0	0	0	-4	0	0	0	0	0	0	0	10 0.0
Drew Shore	3	0	0	0	-3	0	0	0	0	0	0	0	8 0.0
Tyson Strachan	3	0	0	0	-3	5	0	0	0	0	0	0	4 0.0
Erik Gudbranson	2	0	0	0	-1	2	0	0	0	0	0	0	2 0.0
Quinton Howden	2	0	0	0	-1	0	0	0	0	0	0	0	6 0.0
Dmitry Kulikov	2	0	0	0	-1	0	0	0	0	0	0	0	3 0.0
George Parros	2	0	0	0	-1	5	0	0	0	0	0	0	2 0.0
Jack Skille	2	0	0	0	0	0	0	0	0	0	0	0	3 0.0
Jerred Smithson	2	0	0	0	0	0	0	0	0	0	0	0	2 0.0
Scottie Upshall	2	0	0	0	0	0	0	0	0	0	0	0	5 0.0
Mike Weaver	2	0	0	0	-2	0	0	0	0	0	0	0	1 0.0
Nick Bjugstad	1	0	0	0	-2	0	0	0	0	0	0	0	2 0.0
TJ Brennan	1	0	0	0	-2	0	0	0	0	0	0	0	1 0.0
Alex Kovalev	1	0	0	0	0	2	0	0	0	0	0	0	1 0.0
Alex Petrovic	1	0	0	0	-1	14	0	0	0	0	0	0	1 0.0
Greg Rallo	1	0	0	0	0	0	0	0	0	0	0	0	1 0.0
Colby Robak	1	0	0	0	1	2	0	0	0	0	0	0	0 0.0
Mike Santorelli	1	0	0	0	-1	0	0	0	0	0	0	0	2 0.0
Stephen Weiss	1	0	0	0	0	0	0	0	0	0	0	0	4 0.0
Power Play: 0-7 0.0% / Penalty Killing: 4-6 66.7%													

GOALTENDING

MAPLE LEAFS	GP	Min	W-L-OT	SO	GA	SA	SV	GAA	SV%
Ben Scrivens	2	119	2-0-0	1	2	79	77	1.01	.975
James Reimer	1	60	1-0-0	1	0	34	34	0.00	1.000

GOALTENDING

MAPLE LEAFS	GP	Min	W-L-OT	SO	GA	SA	SV	GAA	SV%
Jose Theodore	1	60	0-1-0	0	3	33	30	3.01	.909
Jacob Markstrom	2	118	0-2-0	0	7	48	41	3.55	.854

LEAFS VS. EDMONTON HISTORY

Leafs All-Time Record: 41-40-8-1	Last Leafs win in Toronto: Feb. 6, 2012 (6-3)	Last two consecutive Leafs wins: Feb. 6, 2012 (6-3) & Feb. 15, 2012 (4-3 OT)
Leafs All-Time Home Record: 23-17-2-0	Last Leafs win in Edmonton: Feb. 15, 2012 (4-3 OT)	Last two consecutive Leafs wins in Toronto: Nov. 8, 2003 (4-1) & Feb. 17, 2007 (4-3)
Leafs All-Time Road Record: 18-23-6-1	Leafs record in shootout: 0-0	Last two consecutive Leafs wins in Edmonton: Dec. 14, 2010 (4-1) & Feb. 15, 2012 (4-3 OT)

MOST RECENT NOTABLES VS. EDMONTON

Last Leaf shutout in Toronto: Never	Last Leaf hat trick: Apr. 1, 1999 (Sergei Berezin)
Last Leaf shutout in Edmonton: Mar. 7, 2000 (2-0) (Curtis Joseph)	Last opponent hat trick vs. Leafs: Feb. 19, 1997 (Mariusz Czerkawski)
Last opponent shutout in Toronto: Dec. 2, 2010 (0-5) (Nikolai Khabibulin)	Last Leaf overtime goal: Feb. 15, 2012 @ EDM (4-3) CONNOLLY (Khabibulin)
Last opponent shutout in Edmonton: Mar. 7, 2001 (0-4) (Tommy Salo)	Last opponent overtime goal: Dec. 28, 2002 @ EDM (2-3) Marchant (BELFOUR)



LEAFS VS. FLORIDA HISTORY

Leafs All-Time Record: 32-22-7-2	Last Leafs win in Toronto: Mar. 26, 2013 (3-2)	Last two consecutive Leafs wins: Mar. 26, 2013 (3-2) & Apr. 25, 2013 (4-0)
Leafs All-Time Home Record: 17-10-2-1	Last Leafs win in Florida: Apr. 25, 2013 (4-0)	Last two consecutive Leafs wins in Toronto: Oct. 26, 2010 (3-1) & Feb. 1, 2011 (4-3 SO)
Leafs All-Time Road Record: 15-12-5-1	Leafs record in shootout: 3-0	Last two consecutive Leafs wins in Florida: Feb. 18, 2013 (3-0) & Apr. 25, 2013 (4-0)

MOST RECENT NOTABLES VS. FLORIDA

Last Leaf shutout in Toronto: Mar. 9, 2004 (5-0) (Ed Belfour)	Last Leaf hat trick: Apr. 11, 2007 (Mats Sundin - 4 goals)
Last Leaf shutout in Florida: Apr. 25, 2013 (4-0) (James Reimer)	Last opponent hat trick vs. Leafs: Feb. 5, 2008 (Richard Zednik)
Last opponent shutout in Toronto: Feb. 5, 2008 (0-8) (Tomas Vokoun)	Last Leaf overtime goal: Dec. 22, 2007 at FLA (2-1) KUBINA (Vokoun)
Last opponent shutout in Florida: Mar. 17, 2011 (0-4) (Scott Clemmensen)	Last opponent overtime goal: Feb. 10, 2009 vs. FLA (4-5) Zednik (TOSKALA)



LEAFS vs. LOS ANGELES KINGS

Summary for MAPLE LEAFS: Won: 0 Lost: 0 OT: 0

at TORONTO MAPLE LEAFS
No Games

at LOS ANGELES KINGS
No Games

Goals by Period:	1st	2nd	3rd	OT	Total	Shots by Period:	1st	2nd	3rd	OT	Total
MAPLE LEAFS	-	-	-	-	-	MAPLE LEAFS	-	-	-	-	-
KINGS	-	-	-	-	-	KINGS	-	-	-	-	-

INDIVIDUAL SCORING

MAPLE LEAFS	GP	G	A	P	+/-	PIM	PP	SH	GW	GT	EN	S	5%	KINGS	GP	G	A	P	+/-	PIM	PP	SH	GW	GT	EN	S	5%
None														None													
GOALTENDING														GOALTENDING													
MAPLE LEAFS	GP	Min	W-L-OT	SO	GA	SA	SV	GAA	SV%	KINGS	GP	Min	W-L-OT	SO	GA	SA	SV	GAA	SV%								
None										None																	

LEAFS vs. MINNESOTA WILD

Summary for MAPLE LEAFS: Won: 0 Lost: 0 OT: 0

at TORONTO MAPLE LEAFS
No Games

at MINNESOTA WILD
No Games

Goals by Period:	1st	2nd	3rd	OT	Total	Shots by Period:	1st	2nd	3rd	OT	Total
MAPLE LEAFS	-	-	-	-	-	MAPLE LEAFS	-	-	-	-	-
WILD	-	-	-	-	-	WILD	-	-	-	-	-

INDIVIDUAL SCORING

MAPLE LEAFS	GP	G	A	P	+/-	PIM	PP	SH	GW	GT	EN	S	5%	WILD	GP	G	A	P	+/-	PIM	PP	SH	GW	GT	EN	S	5%
None														None													
GOALTENDING														GOALTENDING													
MAPLE LEAFS	GP	Min	W-L-OT	SO	GA	SA	SV	GAA	SV%	WILD	GP	Min	W-L-OT	SO	GA	SA	SV	GAA	SV%								
None										None																	

LEAFS VS. LOS ANGELES HISTORY

Leafs All-Time Record: 58-59-21-1	Last Leafs win in Toronto: Nov. 12, 2002 (4-3 OT)	Last two consecutive Leafs wins: Dec. 2, 1998 (3-1) & Jan. 29, 2000 (3-2)
Leafs All-Time Home Record: 35-24-11-1	Last Leafs win in Los Angeles: Jan. 10, 2011 (3-2)	Last two consecutive Leafs wins in Toronto: Dec. 2, 1998 (3-1) & Jan. 29, 2000 (3-2)
Leafs All-Time Road Record: 23-35-10-0	Leafs record in shootout: 0-0	Last two consecutive Leafs wins in Los Angeles: Dec. 1, 2008 (3-1) & Jan. 10, 2011 (3-2)

LEAFS VS. MINNESOTA HISTORY

Leafs All-Time Record: 7-3-0-0	Last Leafs win in Toronto: Jan. 19, 2012 (4-1)	Last two consecutive Leafs wins: Mar. 22, 2011 (3-0) & Jan. 19, 2012 (4-1)
Leafs All-Time Home Record: 5-1-0-0	Last Leafs win in Minnesota: Mar. 22, 2011 (3-0)	Last two consecutive Leafs wins in Toronto: Apr. 3, 2003 (2-1) & Dec. 26, 2006 (4-3)
Leafs All-Time Road Record: 2-2-0-0	Leafs record in shootout: 0-0	Last two consecutive Leafs wins in Minnesota: Never

MOST RECENT NOTABLES VS. LOS ANGELES

Last Leaf shutdown in Toronto: Mar. 27, 1978 (3-0) (Mike Palmateer)	Last Leaf hat trick: Jan. 6, 1990 (Daniel Marois)
Last Leaf shutdown in Los Angeles: Dec. 10, 1977 (3-0) (Mike Palmateer)	Last opponent hat trick vs. Leafs: Dec. 1, 1988 (Dave Taylor)
Last opponent shutdown in Toronto: Mar. 2, 1981 (0-1) (Mario Lessard)	Last Leaf overtime goal: Nov. 12, 2002 vs. LAK (4-3) SUNDIN (Storr)
Last opponent shutdown in Los Angeles: Feb. 20, 1988 (0-3) (Rollie Melanson)	Last opponent overtime goal: Dec. 19, 2011 vs. LAK (2-3) Brown (REIMER)



MOST RECENT NOTABLES VS. MINNESOTA

Last Leaf shutdown in Toronto: Never	Last Leaf hat trick: Never
Last Leaf shutdown in Minnesota: Mar. 22, 2011 (3-0) (James Reimer)	Last opponent hat trick vs. Leafs: Never
Last opponent shutdown in Toronto: Never	Last Leaf overtime goal: Never
Last opponent shutdown in Minnesota: Never	Last opponent overtime goal: Never



LEAFS vs. MONTREAL CANADIENS

Summary for MAPLE LEAFS: Won: 3 Lost: 2 OT: 0

at TORONTO MAPLE LEAFS

Date	Team	Opponent	Attend	Goalenders	W Goal
27 Apr '13	Maple Leafs 1	Canadiens 4	19,730	Reimer, Scrivens vs Budaj	Andrei Markov
13 Apr '13	Maple Leafs 5	Canadiens 1	19,651	Reimer vs Budaj, Price	Leo Komarov
27 Feb '13	Maple Leafs 2	Canadiens 5	19,625	Scrivens vs Price	Brendan Gallagher

at MONTREAL CANADIENS

Date	Team	Opponent	Attend	Goalenders	W Goal
09 Feb '13	Maple Leafs 6	Canadiens 0	21,273	Reimer vs Price	Leo Komarov
19 Jan '13	Maple Leafs 2	Canadiens 1	21,273	Scrivens vs Price	Tyler Bozak

* - Overtime ** - Shootout

Goals by Period:	1st	2nd	3rd	OT	Total	Shots by Period:	1st	2nd	3rd	OT	Total
MAPLE LEAFS	9	5	2	0	16	MAPLE LEAFS	37	41	44	0	122
CANADIENS	3	3	5	0	11	CANADIENS	49	71	44	0	164

INDIVIDUAL SCORING

MAPLE LEAFS	GP	G	A	P	+/-	PIM	PP	SH	GW	GT	EN	S	5%
Phil Kessel	5	3	5	8	-3	0	2	0	0	0	0	14	21.4
Dion Phaneuf	5	2	3	5	-2	6	1	0	0	0	0	10	20.0
Jay McClement	5	1	3	4	4	0	0	0	0	0	0	3	33.3
James van Riemsdyk	5	1	3	4	-2	2	0	0	0	0	0	11	9.1
Cody Franson	5	0	4	4	2	2	0	0	0	0	0	2	0.0
Tyler Bozak	4	3	0	3	-1	2	2	0	1	0	0	9	33.3
Nazem Kadri	5	1	2	3	-1	4	1	0	0	0	0	10	10.0
Leo Komarov	5	2	0	2	-1	0	0	0	2	0	0	7	28.6
Nikolai Kulemin	5	0	2	2	3	2	0	0	0	0	0	4	0.0
Clarke MacArthur	5	1	0	1	-2	14	0	0	0	0	0	11	9.1
Frazer McLaren	4	1	0	1	2	34	0	0	0	0	0	4	25.0
Korbinian Holzer	2	1	0	1	-1	2	0	0	0	0	0	2	50.0
Colton Orr	5	0	1	1	3	16	0	0	0	0	0	1	0.0
Carl Gunnarsson	4	0	1	1	-2	0	0	0	0	0	0	1	0.0
Michael Kostka	4	0	1	1	-2	11	0	0	0	0	0	5	0.0
John-Michael Liles	3	0	1	1	0	0	0	0	0	0	0	7	0.0
Mike Brown	2	0	1	1	1	20	0	0	0	0	0	0	0.0
Ryan O'Byrne	1	0	1	1	2	0	0	0	0	0	0	1	0.0
Mikhail Grabovski	5	0	0	0	0	14	0	0	0	0	0	9	0.0
Mark Fraser	4	0	0	0	4	9	0	0	0	0	0	1	0.0
Matt Frattin	2	0	0	0	1	0	0	0	0	0	0	1	0.0
Joffrey Lupul	2	0	0	0	-1	0	0	0	0	0	0	5	0.0
Joe Colborne	1	0	0	0	0	0	0	0	0	0	0	2	0.0
Jake Gardiner	1	0	0	0	1	0	0	0	0	0	0	1	0.0
Mike Komisarek	1	0	0	0	0	0	0	0	0	0	0	1	0.0

Power Play: 6-24 25.0% / Penalty Killing: 19-21 90.5%

GOALTENDING

MAPLE LEAFS	GP	Min	W-L-OT	SO	GA	SA	SV	GAA	SV%
James Reimer	3	162	2-1-0	1	5	97	92	1.85	.948
Ben Scrivens	3	137	1-1-0	0	6	67	61	2.62	.910

CANADIENS	GP	G	A	P	+/-	PIM	PP	SH	GW	GT	EN	S	5%
Brendan Gallagher	4	2	2	4	2	11	0	0	1	0	0	16	12.5
Lars Eller	5	1	2	3	1	0	0	0	0	0	0	9	11.1
Andrei Markov	5	1	2	3	-1	6	0	0	1	0	0	10	10.0
David Desharnais	5	0	3	3	-2	4	0	0	0	0	0	2	0.0
Brian Gionta	5	2	0	2	0	2	1	0	0	0	0	6	33.3
Max Pacioretty	5	2	0	2	-1	10	1	0	0	0	0	0	20.0
Tomas Plekanec	5	1	1	2	2	4	0	0	0	0	0	15	6.7
Josh Gorges	5	0	2	2	-1	5	0	0	0	0	0	3	0.0
Alexei Emelin	3	1	0	1	-2	2	0	0	0	0	0	3	33.3
Davis Drewiske	1	1	0	1	1	0	0	0	0	0	0	2	50.0
Alex Galchenyuk	5	0	1	1	1	2	0	0	0	0	0	9	0.0
Travis Moen	5	0	1	1	-1	2	0	0	0	0	0	4	0.0
Brandon Prust	5	0	1	1	2	31	0	0	0	0	0	2	0.0
P.K. Subban	4	0	1	1	0	8	0	0	0	0	0	0	16.0
Colby Armstrong	3	0	1	1	0	0	0	0	0	0	0	3	0.0
Raphael Diaz	3	0	1	1	-1	2	0	0	0	0	0	9	0.0
Francis Bouillon	5	0	0	0	0	4	0	0	0	0	0	7	0.0
Rene Bourque	4	0	0	0	-2	14	0	0	0	0	0	0	10.0
Michael Ryder	3	0	0	0	-2	2	0	0	0	0	0	4	0.0
Ryan White	3	0	0	0	0	2	0	0	0	0	0	3	0.0
Erik Cole	2	0	0	0	-1	4	0	0	0	0	0	4	0.0
Tomas Kaberle	2	0	0	0	1	0	0	0	0	0	0	5	0.0
Nathan Beaulieu	1	0	0	0	-1	0	0	0	0	0	0	2	0.0
Jeff Halpern	1	0	0	0	-1	0	0	0	0	0	0	0	0.0
Jarrod Tinordi	1	0	0	0	2	0	0	0	0	0	0	0	0.0

Power Play: 2-21 9.5% / Penalty Killing: 18-24 75.0%

GOALTENDING

CANADIENS	GP	Min	W-L-OT	SO	GA	SA	SV	GAA	SV%
Peter Budaj	2	109	1-0-0	0	3	41	38	1.65	.927
Carey Price	4	189	1-3-0	0	13	81	68	4.12	.840

LEAFS vs. NASHVILLE PREDATORS

Summary for MAPLE LEAFS: Won: 0 Lost: 0 OT: 0

at TORONTO MAPLE LEAFS

No Games

at NASHVILLE PREDATORS

No Games

Goals by Period:	1st	2nd	3rd	OT	Total	Shots by Period:	1st	2nd	3rd	OT	Total
MAPLE LEAFS	-	-	-	-	-	MAPLE LEAFS	-	-	-	-	-
PREDATORS	-	-	-	-	-	PREDATORS	-	-	-	-	-

INDIVIDUAL SCORING

MAPLE LEAFS	GP	G	A	P	+/-	PIM	PP	SH	GW	GT	EN	S	5%
None													

GOALTENDING

MAPLE LEAFS	GP	Min	W-L-OT	SO	GA	SA	SV	GAA	SV%
None									

PREDATORS

None

GP G A P +/- PIM PP SH GW GT EN S 5%

None

GOALTENDING

PREDATORS	GP	Min	W-L-OT	SO	GA	SA	SV	GAA	SV%
None									

LEAFS VS. MONTREAL HISTORY

Leafs All-Time Record:
291-331-88-9Last Leafs win in Toronto:
Apr. 13, 2013 (5-1)Last two consecutive Leafs wins:
Jan. 19, 2013 (2-1) & Feb. 9, 2013 (6-0)Leafs All-Time Home Record:
185-124-45-6Last Leafs win in Montreal:
Feb. 9, 2013 (6-0)Last two consecutive Leafs wins in Toronto:
Oct. 7, 2010 (3-2) & Dec. 11, 2010 (3-1)Leafs All-Time Road Record:
106-207-43-3Leafs record in shootout:
2-5Last two consecutive Leafs wins in Montreal:
Jan. 19, 2013 (2-1) & Feb. 9, 2013 (6-0)

LEAFS VS. NASHVILLE HISTORY

Leafs All-Time Record:
5-6-1-1Last Leafs win in Toronto:
Nov. 16, 2010 (5-4)Last two consecutive Leafs wins:
Jan. 18, 2010 (4-3) & Nov. 16, 2010 (5-4)Leafs All-Time Home Record:
4-4-1-0Last Leafs win in Nashville:
Jan. 18, 2010 (4-3)Last two consecutive Leafs wins in Toronto:
Jan. 6, 2004 (2-1) & Dec. 4, 2007 (3-1)Leafs All-Time Road Record:
1-2-0-1Leafs record in shootout:
0-0Last two consecutive Leafs wins in Nashville:
Never

MOST RECENT NOTABLES VS. MONTREAL

Last Leaf shutdown in Toronto:
Oct. 6, 2011 (2-0) (James Reimer)Last Leaf hat trick:
Oct. 28, 2006 (Tomas Kaberle)Last Leaf shutdown in Montreal:
Feb. 9, 2013 (6-0) (James Reimer)Last opponent hat trick vs. Leafs:
Apr. 7, 2007 (Michael Reimer)Last opponent shutdown in Toronto:
Feb. 11, 2012 (0-5) (Carey Price)Last Leaf overtime goal:
Oct. 22, 2011 @ MTL (5-4) GRABOVSKI (Price)Last opponent shutdown in Montreal:
Feb. 12, 2011 (0-3) (Carey Price)Last opponent overtime goal:
Dec. 26, 2009 vs. MTL (2-3) A. Kostitsyn (GUSTAVSSON)

MOST RECENT NOTABLES VS. NASHVILLE

Last Leaf shutdown in Toronto:
NeverLast Leaf hat trick:
NeverLast Leaf shutdown in Nashville:
NeverLast opponent hat trick vs. Leafs:
NeverLast opponent shutdown in Toronto:
Jan. 13, 2009 (0-2) (Pekka Rinne)Last Leaf overtime goal:
NeverLast opponent shutdown in Nashville:
NeverLast opponent overtime goal:
Jan. 17, 2002 @ NSH (2-3) Johnson (SCHWAB)

LEAFS vs. NEW YORK RANGERS

Summary for MAPLE LEAFS: Won: 1 Lost: 1 OT: 1

at TORONTO MAPLE LEAFS

Date	Team	Opponent	Attend	Goalkeepers	W Goal
08 Apr '13	Maple Leafs 4	Rangers 3	19,437	Reimer vs Lundqvist	Phil Kessel

at NEW YORK RANGERS

Date	Team	Opponent	Attend	Goalkeepers	W Goal
10 Apr '13 **	Maple Leafs 2	Rangers 3	17,200	Reimer vs Lundqvist	Mats Zuccarello
26 Jan '13	Maple Leafs 2	Rangers 5	17,200	Reimer vs Lundqvist	Marian Gaborik

* - Overtime ** - Shootout

Goals by Period:	1st	2nd	3rd	OT	Total	Shots by Period:	1st	2nd	3rd	OT	Total
MAPLE LEAFS	3	3	2	0	8	MAPLE LEAFS	22	19	25	4	70
RANGERS	0	4	6	0	10	RANGERS	29	34	39	2	104

INDIVIDUAL SCORING

MAPLE LEAFS	GP	G	A	P	+	-	PIM	PP	SH	GW	GT	EN	S	%
Phil Kessel	3	4	1	5	1	0	1	0	1	0	14	28.6		
James van Riemsdyk	3	2	2	4	1	2	1	0	0	0	11	18.2		
John-Michael Liles	3	0	3	3	-1	0	0	0	0	0	4	0.0		
Mikhail Grabovski	3	1	1	2	-2	2	0	0	0	0	1	100.0		
Ryan O'Byrne	2	1	0	1	2	0	0	0	0	0	2	50.0		
Tyler Bozak	3	0	1	1	1	2	0	0	0	0	0	0.0		
Nazem Kadri	3	0	1	1	-3	0	0	0	0	0	4	0.0		
Nikolai Kulemin	3	0	1	1	-2	0	0	0	0	0	5	0.0		
Clarke MacArthur	3	0	1	1	-1	0	0	0	0	0	3	0.0		
Dion Phaneuf	3	0	1	1	-3	2	0	0	0	0	4	0.0		
Cody Franson	2	0	1	1	-2	0	0	0	0	0	4	0.0		
Mark Fraser	3	0	0	0	2	5	0	0	0	0	3	0.0		
Carl Gunnarsson	3	0	0	0	-1	2	0	0	0	0	3	0.0		
Leo Komarov	3	0	0	0	-3	0	0	0	0	0	5	0.0		
Jay McClement	3	0	0	0	-1	0	0	0	0	0	4	0.0		
Colton Orr	3	0	0	0	-1	7	0	0	0	0	0	0.0		
Frazer McLaren	2	0	0	0	-1	0	0	0	0	0	1	0.0		
Mike Brown	1	0	0	0	0	5	0	0	0	0	0	0.0		
Joe Colborne	1	0	0	0	-1	2	0	0	0	0	0	0.0		
Matt Frattin	1	0	0	0	-1	2	0	0	0	0	0	0.0		
Ryan Hamilton	1	0	0	0	0	0	0	0	0	0	1	0.0		
Mike Komisarek	1	0	0	0	-1	0	0	0	0	0	0	0.0		
Michael Kostka	1	0	0	0	-4	0	0	0	0	0	0	0.0		

Power Play: 2-8 25.0% / Penalty Killing: 9-9 100.0%

GOALTENDING

MAPLE LEAFS	GP	Min	W-L-OT	SO	GA	SA	SV	GAA	SV%
James Reimer	3	183	1-1-1	0	9	103	94	2.95	.913

RANGERS	GP	G	A	P	+	-	PIM	PP	SH	GW	GT	EN	S	%
Rick Nash	3	2	2	4	3	0	0	0	0	0	0	16	12.5	
Marian Gaborik	1	2	2	4	4	0	0	0	1	0	1	5	40.0	
Derek Stepan	3	1	3	4	2	2	0	0	0	0	0	4	25.0	
Michael Del Zotto	3	1	1	2	2	4	0	0	0	0	0	7	14.3	
Carl Hagelin	3	1	1	2	0	0	0	0	0	0	0	8	12.5	
Ryan McDonagh	3	1	1	2	1	0	0	0	0	0	0	5	20.0	
Brad Richards	3	1	1	2	3	0	0	0	0	0	0	10	10.0	
Marc Staal	1	1	1	2	4	0	0	0	0	0	0	3	33.3	
Brian Boyle	3	0	1	1	-2	0	0	0	0	0	0	6	0.0	
Steve Eminger	3	0	1	1	2	0	0	0	0	0	0	1	0.0	
Dan Girardi	3	0	1	1	-5	0	0	0	0	0	0	5	0.0	
Derick Brassard	2	0	1	1	1	0	0	0	0	0	0	4	0.0	
John Moore	2	0	1	1	1	0	0	0	0	0	0	1	0.0	
Arron Asham	3	0	0	0	0	5	0	0	0	0	0	2	0.0	
Ryan Callahan	3	0	0	0	0	4	0	0	0	0	0	11	0.0	
Taylor Pyatt	3	0	0	0	1	0	0	0	0	0	0	2	0.0	
Anton Stralman	3	0	0	0	4	0	0	0	0	0	0	6	0.0	
Ryan Clowe	2	0	0	0	-1	7	0	0	0	0	0	5	0.0	
Darroll Powe	2	0	0	0	1	0	0	0	0	0	0	0	0.0	
Mats Zuccarello	2	0	0	0	0	0	0	0	0	0	0	2	0.0	
Brian Ferrier	1	0	0	0	-1	0	0	0	0	0	0	1	0.0	
Jeff Halpern	1	0	0	0	0	2	0	0	0	0	0	0	0.0	
Mike Rupp	1	0	0	0	0	5	0	0	0	0	0	0	0.0	

Power Play: 0-9 0.0% / Penalty Killing: 6-8 75.0%

GOALTENDING

RANGERS	GP	Min	W-L-OT	SO	GA	SA	SV	GAA	SV%
Henrik Lundqvist	3	184	2-1-0	0	8	70	62	2.61	.886

LEAFS VS. NEW YORK RANGERS HISTORY

Leafs All-Time Record: 279-215-95-7	Last Leafs win in Toronto: Apr. 8, 2013 (4-3)	Last two consecutive Leafs wins: Oct. 27, 2011 (4-2) & Dec. 5, 2011 (4-2)
Leafs All-Time Home Record: 165-90-39-3	Last Leafs win at NY Rangers: Dec. 5, 2011 (4-2)	Last two consecutive Leafs wins in Toronto: Nov. 1, 2008 (5-2) & Feb. 25, 2009 (2-1 SO)
Leafs All-Time Road Record: 114-125-56-4	Leafs record in shootout: 1-5	Last two consecutive Leafs wins at NY Rangers: Oct. 27, 2011 (4-2) & Dec. 5, 2011 (4-2)

MOST RECENT NOTABLES VS. NEW YORK RANGERS

Last Leaf shutdown in Toronto: Feb. 15, 1967 (6-0) (Johnny Bower)	Last Leaf hat trick: Dec. 6, 2007 (Nik Antropov)
Last Leaf shutdown at NY Rangers: Oct. 17, 2008 (0-1 SO) (Vesa Toskala)	Last opponent hat trick vs. Leafs: Jan. 19, 2011 (Marian Gaborik - 4 goals)
Last opponent shutdown in Toronto: Jan. 14, 2012 (0-3) (Martin Biron)	Last Leaf overtime goal: Oct. 15, 2010 @ NYR (4-3) KESSEL (Lundqvist)
Last opponent shutdown at NY Rangers: Jan. 19, 2011 (0-7) (Henrik Lundqvist)	Last opponent overtime goal: Jan. 18, 2001 @ NYR (1-2) Leetch (JOSEPH)



LEAFS vs. OTTAWA SENATORS

Summary for MAPLE LEAFS: Won: 4 Lost: 1 OT: 0

at TORONTO MAPLE LEAFS

Date	Team	Opponent	Attend	Goalkeepers	W Goal
06 Mar '13	Maple Leafs 5	Senators 4	19,412	Reimer vs Bishop	Nazem Kadri
16 Feb '13	Maple Leafs 3	Senators 0	19,537	Scrivens vs Anderson	Frazer McLaren

at OTTAWA SENATORS

Date	Team	Opponent	Attend	Goalkeepers	W Goal
20 Apr '13	Maple Leafs 4	Senators 1	20,500	Reimer vs Anderson	James van Riemsdyk
30 Mar '13	Maple Leafs 4	Senators 0	20,183	Reimer vs Bishop	Joffrey Lupul
23 Feb '13	Maple Leafs 2	Senators 3	19,499	Scrivens vs Bishop	Colin Greening

* - Overtime ** - Shootout

Goals by Period:	1st	2nd	3rd	OT	Total	Shots by Period:	1st	2nd	3rd	OT	Total
MAPLE LEAFS	5	4	9	0	18	MAPLE LEAFS	41	50	39	0	130
SENATORS	1	3	4	0	8	SENATORS	56	69	68	0	193

INDIVIDUAL SCORING

MAPLE LEAFS	GP	G	A	P	+	-	PIM	PP	SH	GW	GT	EN	S	%
Nazem Kadri	5	2	7	5	0	0	1	0	1	0	10	50.0		
James van Riemsdyk	5	3	2	5	4	2	1	0	1	0	19	15.8		
Joffrey Lupul	2	2	3	5	4	0	1	0	1	0	6	33.3		
Phil Kessel	5	1	4	5	3	4	1	0	0	0	14	7.1		
Nikolai Kulemin	5	0	4	4	2	6	0	0	0	0	3	0.0		
Tyler Bozak	5	2	1	3	5	0	0	0	0	0	6	33.3		
Jay McClement	5	1	2	3	-3	2	0	0	0	0	8	12.5		
Cody Franson	5	0	3	3	5	0	0	0	0	0	7	0.0		
Dion Phaneuf	5	0	3	3	4	2	0	0	0	0	6	0.0		
John-Michael Liles	3	1	1	2	2	0	0	0	0	0	19	11.1		
Michael Kostka	4	0	2	2	-2	0	0	0	0	0	3	0.0		
Mikhail Grabovski	5	1	0	1	-4	0	0	0	0	0	8	12.5		
Frazer McLaren	5	1	0	1	1	27	0	0	1	0	1	100.0		
Clarke MacArthur	4	1	0	1	0	2	1	0	0	0	8	12.5		
Mark Fraser	5	0	1	1	5	9	0	0	0	0	5	0.0		
Carl Gunnarsson	4	0	0	0	-1	2	0	0	0	0	1	0.0		
Leo Komarov	4	0	0	0	1	2	0	0	0	0	7	0.0		
Colton Orr	4	0	0	0	0	20	0	0	0	0	1	0.0		
Korbinian Holzer	3	0	0	0	-1	0	0	0	0	0	2	0.0		
Mike Brown	2	0	0	0	1	0	0	0	0	0	0	0.0		
David Steckel	2	0	0	0	0	0	0	0	0	0	2	0.0		
Matt Frattin	1	0	0	0	0	0	0	0	0	0	2	0.0		
Ryan Hamilton	1	0	0	0	0	0	0	0	0	0	1	0.0		
Ryan O'Byrne	1	0	0	0	0	0	0	0	0	0	1	0.0		

Power Play: 4-14 28.6% / Penalty Killing: 13-13 100.0%

SENATORS	GP	A	P	+	-	PIM	PP	SH	GW	GT	EN	S	%
Colin Greening	4	2	2	4	1	7	0	0	1	0	10	20.0	
Erik Condra	5	1	3	4	5	2	0	0	0	0	9	11.1	
Mika Zibanejad	5	2	1	3	2	4	0	0	0	0	6	33.3	
Zack Smith	5	1	2	1	-2	1	0	0	0	0	18	5.6	
Daniel Alfordsson	5	1	0	1	-4	2	0	0	0	0	6	16.7	
Jakob Silfverberg	5	1	0	1	-1	0	0	0	0	0	17	5.9	
Sergei Gonchar	5	0	1	1	-2	0	0	0	0	0	12	0.0	
Eric Gryba	5	0	1	1	-2	4	0	0	0	0	14	0.0	
Chris Phillips	5	0	1	1	-5	2	0	0	0	0	16	0.0	
Andre Benoit	4	0	1	1	-2	0	0	0	0	0	8	0.0	
Patrick Wiercioch	4	0	1	1	1	4	0	0	0	0	14	0.0	
Milan Michalek	2	0	1	1	-1	0	0	0	0	0	7	0.0	
Cory Conacher	1	0	1	1	0	0	0	0	0	0	3	0.0	
Marc Methot	5	0	0	0	-1	0	0	0	0	0	2	0.0	
Chris Neil	5	0	0	0	-4	23	0	0	0	0	11	0.0	
Kyle Turris	5	0	0	0	-5	2	0	0	0	0	19	0.0	
Dave Dziurzynski	3	0	0	0	-1	5	0	0	0	0	6	0.0	
Jim O'Brien	3	0	0	0	-2	0	0	0	0	0	3	0.0	
Kaspars Daugavins	2	0	0	0	0	0	0	0	0	0	1	0.0	
Derek Grant	2	0	0	0	-1	0	0	0	0	0	1	0.0	
Matt Kassian	2	0	0	0	0	25	0	0	0	0	1	0.0	
Jared Cowen	1	0	0	0	0	0	0	0	0	0	1	0.0	
Stephane Da Costa	1	0	0	0	-2	0	0	0	0	0	1	0.0	
Mike Hoffman	1	0	0	0	0	0	0	0	0	0	0	0.0	
Guillaume Latendresse	1	0	0	0	-1	0	0	0	0	0	1	0.0	
Mike Lundin	1	0	0	0	-1	0	0	0	0	0	3	0.0	
Jean-Gabriel Pageau	1	0	0	0	0	0	0	0	0	0	1	0.0	
Peter Regin	1	0	0	0	-1	0	0	0	0	0	1	0.0	
Mark Stone	1	0	0	0	-1	0	0	0	0	0	1	0.0	

LEAFS vs. PHILADELPHIA FLYERS

Summary for MAPLE LEAFS: Won: 2 Lost: 1 OT: 0

at TORONTO MAPLE LEAFS

Date	Team	Opponent	Attend	Goaltenders	W Goal
04 Apr '13	Maple Leafs 3	Flyers 5	19,619	Reimer vs Bryzgalov	Jay Rosehill
11 Feb '13	Maple Leafs 5	Flyers 2	19,253	Reimer, Scrivens vs Boucher, Bryzgalov	Matt Frattin

at PHILADELPHIA FLYERS

Date	Team	Opponent	Attend	Goaltenders	W Goal
25 Feb '13	Maple Leafs 4	Flyers 2	19,645	Scrivens vs Bryzgalov	Mikhail Grabovski

* - Overtime ** - Shootout

Goals by Period:	1st	2nd	3rd	OT	Total	Shots by Period:	1st	2nd	3rd	OT	Total
MAPLE LEAFS	4	4	4	0	12	MAPLE LEAFS	30	20	24	0	74
FLYERS	3	3	3	0	9	FLYERS	31	44	27	0	102

INDIVIDUAL SCORING

MAPLE LEAFS	GP	G	A	P	+/-	PIM	PP	SH	GW	GT	EN	S	%	FLYERS	GP	G	A	P	+/-	PIM	PP	SH	GW	GT	EN	S	%
Nikolai Kulemin	3	2	2	4	2	2	0	0	0	0	0	8	25.0	Jakub Voracek	3	2	1	3	-2	0	1	0	0	0	0	10	20.0
Nazem Kadri	3	0	4	4	3	0	0	0	0	0	0	3	0.0	Claude Giroux	3	0	3	3	0	2	0	0	0	0	0	10	0.0
Dion Phaneuf	3	1	2	3	0	18	0	0	0	0	0	5	20.0	Luke Schenn	3	1	1	2	0	2	0	0	0	0	0	1	16.7
Cody Franson	3	0	3	3	1	0	0	0	0	0	0	4	0.0	Ruslan Fedotenko	3	0	2	2	0	0	0	0	0	0	0	3	0.0
James van Riemsdyk	3	2	0	2	-1	4	0	0	0	0	0	11	18.2	Kimmo Timonen	3	0	2	2	-4	2	0	0	0	0	0	5	0.0
Mikhail Grabovski	3	1	1	2	3	2	0	1	0	0	0	6	16.7	Sean Couturier	2	0	2	2	-1	0	0	0	0	0	0	4	0.0
Phil Kessel	3	1	1	2	-1	0	0	0	0	0	0	11	9.1	Erik Gustafsson	2	0	2	2	2	0	0	0	0	0	0	0	0.0
Matt Frattin	2	1	1	2	1	0	0	1	0	0	0	3	33.3	Brayden Schenn	3	1	0	1	-2	0	0	0	0	0	0	6	16.7
Clarke MacArthur	2	1	1	2	4	0	0	0	0	0	0	2	50.0	Wayne Simmonds	3	1	0	1	0	4	0	0	0	0	0	11	9.1
Tyler Bozak	3	0	2	2	-2	0	0	0	0	0	0	4	0.0	Scott Hartnell	2	1	0	1	2	0	0	0	0	0	0	4	25.0
Frazer McLaren	3	0	2	2	1	0	0	0	0	0	0	2	0.0	Tye McGinn	2	1	0	1	-1	5	0	0	0	0	0	3	33.3
Carl Gunnarsson	2	0	2	2	3	0	0	0	0	0	0	2	0.0	Simon Gagne	1	1	0	1	0	0	0	0	0	0	0	3	33.3
Jay McClement	3	1	0	1	0	0	0	0	0	0	1	3	33.3	Jay Rosehill	1	1	0	1	0	5	0	0	1	0	0	1100.0	
John-Michael Liles	2	1	0	1	-1	0	0	0	0	0	0	2	50.0	Matt Read	2	0	1	1	-2	0	0	0	0	0	0	4	0.0
Colton Orr	2	1	0	1	0	9	0	0	0	0	0	3	33.3	Kurtis Foster	1	0	1	1	-1	0	0	0	0	0	0	2	0.0
Leo Komarov	2	0	1	1	0	0	0	0	0	0	0	2	0.0	Bruno Gervais	3	0	0	0	-5	0	0	0	0	0	0	6	0.0
Joffrey Lupul	1	0	1	1	1	0	0	0	0	0	0	1	0.0	Mike Knuble	3	0	0	0	-1	4	0	0	0	0	0	6	0.0
Mark Fraser	3	0	0	0	4	2	0	0	0	0	0	0	0.0	Danny Briere	2	0	0	0	-2	0	0	0	0	0	0	5	0.0
Michael Kostka	3	0	0	0	3	2	0	0	0	0	0	1	0.0	Braydon Coburn	2	0	0	0	-2	0	0	0	0	0	0	3	0.0
Korbinian Holzer	2	0	0	0	-2	15	0	0	0	0	0	1	0.0	Nicklas Grossmann	2	0	0	0	-1	0	0	0	0	0	0	2	0.0
Mike Brown	1	0	0	0	0	7	0	0	0	0	0	0	0.0	Zac Rinaldo	2	0	0	0	-1	16	0	0	0	0	0	1	0.0
Ryan Hamilton	1	0	0	0	0	0	0	0	0	0	0	0	0.0	Maxime Talbot	2	0	0	0	-3	2	0	0	0	0	0	3	0.0
David Steckel	1	0	0	0	0	0	0	0	0	0	0	0	0.0	Adam Hall	1	0	0	0	1	0	0	0	0	0	0	0	0.0
Power Play: 0-0 0.0% / Penalty Killing: 11-12 91.7%														Kent Huskins													
														Oliver Lauridsen													
														Tom Sestito													

Power Play: 0-0 0.0% / Penalty Killing: 11-12 91.7%

GOALTENDING

MAPLE LEAFS	GP	Min	W-L-OT	SO	GA	SA	SV	GAA	SV%	FLYERS	GP	Min	W-L-OT	SO	GA	SA	SV	GAA	SV%
Ben Scrivens	2	96	1-0-0	0	3	58	55	1.88	.948	Ilya Bryzgalov	3	144	1-2-0	0	10	63	53	4.16	.841
James Reimer	2	83	1-1-0	0	5	43	38	3.62	.884	Brian Boucher	1	34	0-0-0	0	1	10	9	1.78	.900

GOALTENDING

Power Play: 1-12 8.3% / Penalty Killing: 9-9 100.0%

LEAFS vs. PHOENIX COYOTES

Summary for MAPLE LEAFS: Won: 0 Lost: 0 OT: 0

at TORONTO MAPLE LEAFS

No Games

at PHOENIX COYOTES

No Games

Goals by Period:	1st	2nd	3rd	OT	Total	Shots by Period:	1st	2nd	3rd	OT	Total
MAPLE LEAFS	-	-	-	-	-	MAPLE LEAFS	-	-	-	-	-
COYOTES	-	-	-	-	-	COYOTES	-	-	-	-	-

INDIVIDUAL SCORING

MAPLE LEAFS														COYOTES													
GP G A P +/- PIM PP SH GW GT EN S 5%														GP G A P +/- PIM PP SH GW GT EN S 5%													
None														None													
GOALTENDING														GOALTENDING													
MAPLE LEAFS														COYOTES													
GP Min W-L-OT SO GA SA SV GAA SV%														GP Min W-L-OT SO GA SA SV GAA SV%													
None														None													

GOALTENDING

GOALTENDING

LEAFS VS. PHILADELPHIA HISTORY

Leafs All-Time Record: 54-86-22-3	Last Leafs win in Toronto: Feb. 11, 2013 (5-2)	Last two consecutive Leafs wins: Feb. 11, 2013 (5-2) & Feb. 25, 2013 (4-2)
Leafs All-Time Home Record: 31-36-14-2	Last Leafs win in Philadelphia: Feb. 25, 2013 (4-2)	Last two consecutive Leafs wins in Toronto: Apr. 1, 2009 (3-2) & Jan. 14, 2010 (4-0)
Leafs All-Time Road Record: 23-50-8-1	Leafs record in shootout: 0-1	Last two consecutive Leafs wins in Philadelphia: Feb. 15, 2007 (4-2) & Feb. 24, 2007 (5-2)

MOST RECENT NOTABLES VS. PHILADELPHIA

Last Leaf shutdown in Toronto: Mar. 10, 2012 (0-1 SO) (Jonas Gustavsson)	Last Leaf hat trick: Mar. 19, 1989 (Gary Leeman)
Last Leaf shutdown in Philadelphia: Nov. 29, 2002 (3-0) (Ed Belfour)	Last opponent hat trick vs. Leafs: Apr. 3, 2009 (Jeff Carter)
Last opponent shutdown in Toronto: Mar. 10, 2012 (0-1 SO) (Ilya Bryzgalov)	Last Leaf overtime goal: Mar. 11, 2008 vs. PHI (4-3) KUBINA (Biron)
Last opponent shutdown in Philadelphia: Apr. 4, 1993 (0-4) (Tommy Soderstrom)	Last opponent overtime goal: Nov. 15, 2000 vs. PHI (1-2) Recchi (JOSEPH)



LEAFS VS. PHOENIX HISTORY

Leafs All-Time Record: 33-46-8-1	Last Leafs win in Toronto: Oct. 17, 2002 (5-3)	Last two consecutive Leafs wins: Oct. 17, 2002 (5-3) & Oct. 23, 2003 (5-4)
Leafs All-Time Home Record: 20-23-2-1	Last Leafs win in Phoenix: Oct. 23, 2003 (5-4)	Last two consecutive Leafs wins in Toronto: Dec. 11, 2001 (6-3) & Oct. 17, 2002 (5-3)
Leafs All-Time Road Record: 13-23-6-0	Leafs record in shootout: 0-1	Last two consecutive Leafs wins in Phoenix: Jan. 15, 1994 (5-1) (Winnipeg) & Feb. 11, 1994 (3-1) (Winnipeg)

MOST RECENT NOTABLES VS. PHOENIX

Last Leaf shutdown in Toronto: Apr. 10, 1994 (7-0) (Felix Potvin - Winnipeg)	Last Leaf hat trick: Dec. 14, 1984 (Bill Derlago - vs. Winnipeg)
Last Leaf shutdown in Phoenix: Never	Last opponent hat trick vs. Leafs: Dec. 4, 2008 (Martin Hanzal)
Last opponent shutdown in Toronto: Nov. 8, 1997 (0-3) (Nikolai Khabibulin)	Last Leaf overtime goal: Never
Last opponent shutdown in Phoenix: Nov. 22, 1997 (0-2) (Nikolai Khabibulin)	Last opponent overtime goal: Mar. 17, 1990 vs. WPG (4-5) Tagliavetti (LAFORST)



LEAFS vs. PITTSBURGH PENGUINS

Summary for MAPLE LEAFS: Won: 1 Lost: 1 OT: 1

at TORONTO MAPLE LEAFS

Date	Team	Opponent	Attend	Goalenders	W Goal
14 Mar '13	Maple Leafs 1	Penguins 3	19,561	Scrivens vs Fleury	Pascal Dupuis
09 Mar '13 **	Maple Leafs 4	Penguins 5	19,418	Reimer vs Fleury	James Neal

at PITTSBURGH PENGUINS

Date	Team	Opponent	Attend	Goalenders	W Goal
23 Jan '13	Maple Leafs 5	Penguins 2	18,641	Reimer vs Fleury	James van Riemsdyk
* - Overtime ** - Shootout					

Goals by Period:	1st	2nd	3rd	OT	Total	Shots by Period:	1st	2nd	3rd	OT	Total
MAPLE LEAFS	1	6	3	0	10	MAPLE LEAFS	21	29	24	5	79
PENGUINS	4	2	3	0	9	PENGUINS	31	33	32	3	99

INDIVIDUAL SCORING

MAPLE LEAFS	GP	G	A	P	+/-	PIM	PP	SH	GW	GT	EN	S	5%
James van Riemsdyk	3	3	1	4	-2	2	1	0	1	0	0	9	33.3
Clarke MacArthur	3	2	2	4	3	0	0	0	0	0	0	7	28.6
Phil Kessel	3	1	3	4	-3	0	0	0	0	0	0	11	9.1
Nikolai Kulemin	3	0	3	3	1	0	0	0	0	0	0	5	0.0
Dion Phaneuf	3	0	3	3	-3	0	0	0	0	0	0	4	0.0
Tyler Bozak	3	2	0	2	-4	0	1	0	0	0	0	5	40.0
Mikhail Grabovski	3	1	1	2	0	0	0	0	0	0	0	6	16.7
Cody Franson	2	1	1	2	0	0	1	0	0	0	0	5	20.0
Nazem Kadri	3	0	1	1	2	2	0	0	0	0	0	4	0.0
Mark Fraser	2	0	1	1	1	0	0	0	0	0	0	2	0.0
Matt Frattin	2	0	1	1	1	2	0	0	0	0	0	1	0.0
Michael Kostka	2	0	1	1	0	6	0	0	0	0	0	4	0.0
Carl Gunnarsson	3	0	0	0	2	4	0	0	0	0	0	3	0.0
Leo Komarov	3	0	0	0	-1	2	0	0	0	0	0	3	0.0
Jay McClement	3	0	0	0	-1	0	0	0	0	0	0	2	0.0
Colton Orr	3	0	0	0	0	5	0	0	0	0	0	0	0.0
Korbinian Holzer	2	0	0	0	-5	2	0	0	0	0	0	2	0.0
John-Michael Liles	2	0	0	0	0	2	0	0	0	0	0	4	0.0
Frazer McLaren	2	0	0	0	0	0	0	0	0	0	0	1	0.0
Mike Brown	1	0	0	0	0	0	0	0	0	0	0	0	0.0
Jake Gardiner	1	0	0	0	0	0	0	0	0	0	0	1	0.0
Mike Komisarek	1	0	0	0	3	2	0	0	0	0	0	0	0.0
Joffrey Lupul	1	0	0	0	0	0	0	0	0	0	0	0	0.0

Power Play: 3-14 21.4% / Penalty Killing: 11-12 91.7%

GOALTENDING

MAPLE LEAFS	GP	Min	W-L-OT	SO	GA	SA	SV	GAA	SV%
James Reimer	2	125	1-0-1	0	6	71	65	2.88	.915
Ben Scrivens	1	59	0-1-0	0	2	27	25	2.03	.926

PENGUINS GOALTENDING

PENGUINS	GP	Min	W-L-OT	SO	GA	SA	SV	GAA	SV%
Marc-Andre Fleury	3	185	2-1-0	0	10	79	69	3.25	.873

Power Play: 1-12 8.3% / Penalty Killing: 11-14 78.6%

LEAFS vs. ST. LOUIS BLUES

Summary for MAPLE LEAFS: Won: 0 Lost: 0 OT: 0

at TORONTO MAPLE LEAFS

No Games

at ST. LOUIS BLUES

No Games

Goals by Period:	1st	2nd	3rd	OT	Total	Shots by Period:	1st	2nd	3rd	OT	Total
MAPLE LEAFS	-	-	-	-	-	MAPLE LEAFS	-	-	-	-	-
BLUES	-	-	-	-	-	BLUES	-	-	-	-	-

INDIVIDUAL SCORING

MAPLE LEAFS	GP	G	A	P	+/-	PIM	PP	SH	GW	GT	EN	S	5%
None													

GOALTENDING

MAPLE LEAFS	GP	Min	W-L-OT	SO	GA	SA	SV	GAA	SV%
None									

BLUES GP G A P +/- PIM PP SH GW GT EN S 5%

None

GOALTENDING

BLUES	GP	Min	W-L-OT	SO	GA	SA	SV	GAA	SV%
None									

LEAFS VS. PITTSBURGH HISTORY

Leafs All-Time Record:
75-70-17-5Last Leafs win in Toronto:
Feb. 1, 2012 (1-0)Last two consecutive Leafs wins:
Mar. 2, 2011 (3-2 OT) & Oct. 29, 2011 (4-3)Leafs All-Time Home Record:
41-28-11-3Last Leafs win in Pittsburgh:
Jan. 23, 2013 (5-2)Last two consecutive Leafs wins in Toronto:
Mar. 2, 2011 (3-2 OT) & Oct. 29, 2011 (4-3)Leafs All-Time Road Record:
34-42-6-2Leafs record in shootout:
0-4Last two consecutive Leafs wins in Pittsburgh:
Dec. 20, 2008 (7-3) & Dec. 27, 2009 (4-3)

LEAFS VS. ST. LOUIS HISTORY

Leafs All-Time Record:
91-88-25-3Last Leafs win in Toronto:
Jan. 6, 2011 (6-5 SO)Last two consecutive Leafs wins:
Jan. 6, 2011 (6-5 SO) & Nov. 10, 2011 (3-2 SO)Leafs All-Time Home Record:
59-29-11-3Last Leafs win in St. Louis:
Nov. 10, 2011 (3-2 SO)Last two consecutive Leafs wins in Toronto:
Nov. 5, 1996 (6-3) & Dec. 3, 1996 (2-0)Leafs All-Time Road Record:
32-59-14-0Leafs record in shootout:
2-1Last two consecutive Leafs wins in St. Louis:
Jan. 21, 1999 (4-2) & Mar. 4, 1999 (4-0)

MOST RECENT NOTABLES VS. PITTSBURGH

Last Leaf shutdown in Toronto:
Feb. 1, 2012 (1-0) (James Reimer)Last Leaf hat trick:
Mar. 5, 1980 (Darryl Sittler)Last Leaf shutdown in Pittsburgh:
Mar. 19, 2006 (1-0) (Mikael Tellqvist)Last opponent hat trick vs. Leafs:
Jan. 3, 2008 (Evgeni Malkin)Last opponent shutdown in Toronto:
Dec. 4, 2001 (0-1) (Johan Hedberg)Last Leaf overtime goal:
Mar. 2, 2011 vs. PIT (3-2) GRABOVSKI (Fleury)Last opponent shutdown in Pittsburgh:
Dec. 27, 2000 (0-5) (Garth Snow)Last opponent overtime goal:
Feb. 10, 2007 vs. PIT (5-6) Staal (RAYCROFT)

MOST RECENT NOTABLES VS. ST. LOUIS

Last Leaf shutdown in Toronto:
Dec. 3, 1996 (2-0) (Potvin/Cousineau)Last Leaf hat trick:
Dec. 4, 1997 (Derek King)Last Leaf shutdown in St. Louis:
Nov. 4, 2000 (0-0) (Curtis Joseph)Last Opponent hat trick vs. Leafs:
Mar. 7, 1994 (Steve Duchesne)Last opponent shutdown in Toronto:
Jan. 29, 1997 (0-4) (Grant Fuhr)Last Leaf overtime goal:
Dec. 13, 2001 @ STL (4-3) SUNDIN (Johnson)Last opponent shutdown in St. Louis:
Feb. 12, 2010 (0-4) (Chris Mason)Last opponent overtime goal:
Dec. 9, 2003 vs. STL (2-3) Pronger (BELFOUR)

LEAFS vs. SAN JOSE SHARKS

Summary for MAPLE LEAFS: Won: 0 Lost: 0 OT: 0

at TORONTO MAPLE LEAFS
No Games

at SAN JOSE SHARKS
No Games

Goals by Period:	1st	2nd	3rd	OT	Total	Shots by Period:	1st	2nd	3rd	OT	Total
MAPLE LEAFS	-	-	-	-	-	MAPLE LEAFS	-	-	-	-	-
SHARKS	-	-	-	-	-	SHARKS	-	-	-	-	-

INDIVIDUAL SCORING

MAPLE LEAFS	GP	G	A	P	+/-	PIM	PP	SH	GW	GT	EN	S	5%	SHARKS	GP	G	A	P	+/-	PIM	PP	SH	GW	GT	EN	S	5%
None														None													
GOALTENDING														GOALTENDING													
MAPLE LEAFS	GP	Min	W-L-OT	SO	GA	SA	SV	GAA	SV%	SHARKS	GP	Min	W-L-OT	SO	GA	SA	SV	GAA	SV%								
None										None																	

LEAFS vs. TAMPA BAY LIGHTNING

Summary for MAPLE LEAFS: Won: 1 Lost: 2 OT: 0

at TORONTO MAPLE LEAFS

Date	Team	Opponent	Attend	Goalenders	W Goal
20 Mar '13	Maple Leafs 4	Lightning 2	19,433	Reimer vs Garon, Lindback	Tyler Bozak

at TAMPA BAY LIGHTNING

Date	Team	Opponent	Attend	Goalenders	W Goal
24 Apr '13	Maple Leafs 2	Lightning 5	18,826	Reimer vs Bishop	Radko Gudas
19 Feb '13	Maple Leafs 2	Lightning 4	19,204	Rynnas, Scrivens vs Lindback	Alex Killorn

* - Overtime ** - Shootout

Goals by Period:	1st	2nd	3rd	OT	Total	Shots by Period:	1st	2nd	3rd	OT	Total
MAPLE LEAFS	3	4	1	0	8	MAPLE LEAFS	23	30	26	0	79
LIGHTNING	1	3	7	0	11	LIGHTNING	17	26	30	0	73

INDIVIDUAL SCORING

MAPLE LEAFS	GP	G	A	P	+/-	PIM	PP	SH	GW	GT	EN	S	5%	LIGHTNING	GP	G	A	P	+/-	PIM	PP	SH	GW	GT	EN	S	5%
Joffrey Lupul	2	2	1	3	2	4	0	0	0	0	0	5	40.0	Martin St Louis	3	3	2	5	3	0	0	0	0	0	1	9	33.3
Tyler Bozak	3	1	2	3	0	0	0	0	0	1	0	0	33.3	Steven Stamkos	3	2	1	3	4	2	0	0	0	0	0	6	33.3
Phil Kessel	3	1	2	3	-1	0	0	0	0	0	0	5	20.0	Benoit Pouliot	2	0	3	1	0	0	0	0	0	0	0	3	0.0
Nazem Kadri	3	0	3	3	3	7	0	0	0	0	0	9	0.0	Radko Gudas	2	2	0	2	3	0	0	0	1	0	0	4	50.0
Nikolai Kulemin	3	1	1	2	2	0	0	0	0	0	0	2	50.0	Matthew Carle	3	1	1	2	-3	0	1	0	0	0	0	3	33.3
Carl Gunnarsson	3	0	2	2	0	2	0	0	0	0	0	2	0.0	Cory Conacher	2	1	1	2	-1	2	0	0	0	0	0	3	33.3
Clarke MacArthur	3	0	2	2	0	2	0	0	0	0	0	5	0.0	Vincent Lecavalier	2	1	1	2	0	0	0	0	0	0	0	4	25.0
Mikhail Grabovski	3	1	0	1	-3	2	0	0	0	0	0	8	12.5	B.J. Crombeen	3	0	2	2	2	10	0	0	0	0	0	2	0.0
Dion Phaneuf	3	1	0	1	-2	0	0	0	0	0	0	6	16.7	Nate Thompson	3	0	2	2	3	0	0	0	0	0	0	3	0.0
James van Riemsdyk	3	1	0	1	-1	2	0	0	0	0	0	10	10.0	Alex Killorn	3	1	0	1	-3	2	0	0	1	0	1	7	14.3
Cody Franson	3	0	1	1	0	0	0	0	0	0	0	8	0.0	Keith Aulie	3	0	1	1	3	7	0	0	0	0	0	2	0.0
Mark Fraser	3	0	1	1	0	14	0	0	0	0	0	5	0.0	Victor Hedman	3	0	1	1	0	5	0	0	0	0	0	2	0.0
Leo Komarov	3	0	0	0	-2	0	0	0	0	0	0	0	0.0	Teddy Purcell	3	0	1	1	-1	6	0	0	0	0	0	3	0.0
Jay McClement	3	0	0	0	-2	0	0	0	0	0	0	0	0.0	Pierre-Cedric Labrie	2	0	1	1	2	0	0	0	0	0	0	3	0.0
Matt Frattin	2	0	0	0	-2	0	0	0	0	0	0	4	0.0	Dana Tyrell	2	0	1	1	0	0	0	0	0	0	0	3	0.0
Michael Kostka	2	0	0	0	1	0	0	0	0	0	0	3	0.0	Tyler Johnson	1	0	1	1	0	0	0	0	0	0	0	1	0.0
Colton Orr	2	0	0	0	0	12	0	0	0	0	0	0	0.0	Eric Brewer	3	0	0	2	0	0	0	0	0	0	0	2	0.0
Mike Brown	1	0	0	0	-1	17	0	0	0	0	0	0	0.0	Tom Pyatt	3	0	0	0	-3	2	0	0	0	0	0	3	0.0
Joe Colborne	1	0	0	0	-1	0	0	0	0	0	0	1	0.0	Sami Salo	3	0	0	0	0	0	0	0	0	0	0	4	0.0
Jake Gardiner	1	0	0	0	-1	0	0	0	0	0	0	1	0.0	Richard Panik	2	0	0	0	-2	0	0	0	0	0	0	2	0.0
Korbinian Holzer	1	0	0	0	-2	0	0	0	0	0	0	0	0.0	Marc-Andre Bergeron	1	0	0	0	-1	0	0	0	0	0	0	0	0.0
John-Michael Liles	1	0	0	0	-1	0	0	0	0	0	0	2	0.0	Brian Lee	1	0	0	0	0	0	0	0	0	0	0	1	0.0
Frazer McLaren	1	0	0	0	-1	0	0	0	0	0	0	0	0.0	Ondrej Palat	1	0	0	0	0	0	0	0	0	0	0	3	0.0
Ryan O'Byrne	1	0	0	0	1	0	0	0	0	0	0	0	0.0														

Power Play: 0-7 0.0% / Penalty Killing: 11-12 91.7%

GOALTENDING

MAPLE LEAFS	GP	Min	W-L-OT	SO	GA	SA	SV	GAA	SV%	LIGHTNING	GP	Min	W-L-OT	SO	GA	SA	SV	GAA	SV%
James Reimer	2	119	1-1-0	0	6	53	47	3.01	.887	Ben Bishop	1	60	1-0-0	0	2	28	26	2.00	.929
Jussi Rynnas	1	10	0-0-0	0	0	6	6	0.00	1.000	Anders Lindback	2	81	1-0-0	0	3	33	30	2.23	.909
Ben Scrivens	1	47	0-1-0	0	4	13	9	5.11	.692	Mathieu Garon	1	38	0-1-0	0	3	18	15	4.70	.833

GOALTENDING

Power Play: 1-12 8.3% / Penalty Killing: 7-7 100.0%

LEAFS VS. SAN JOSE HISTORY

Leafs All-Time Record: 20-14-5-0	Last Leafs win in Toronto: Jan. 29, 2002 (4-3)	Last two consecutive Leafs wins: Feb. 28, 2001 (2-1) & Jan. 29, 2002 (4-3)
Leafs All-Time Home Record: 12-7-2-0	Last Leafs win in San Jose: Jan. 11, 2011 (4-2)	Last two consecutive Leafs wins in Toronto: Feb. 28, 2001 (2-1) & Jan. 29, 2002 (4-3)
Leafs All-Time Road Record: 8-7-3-0	Leafs record in shootout: 0-0	Last two consecutive Leafs wins in San Jose: Dec. 17, 1996 (6-3) & Mar. 26, 1997 (2-1)

LEAFS VS. TAMPA BAY HISTORY

Leafs All-Time Record: 45-20-2-5	Last Leafs win in Toronto: Mar. 20, 2013 (4-2)	Last two consecutive Leafs wins: Mar. 15, 2012 (3-1) & Apr. 5, 2012 (3-2 OT)
Leafs All-Time Home Record: 23-10-1-2	Last Leafs win in Tampa Bay: Mar. 15, 2012 (3-1)	Last two consecutive Leafs wins in Toronto: Apr. 5, 2012 (3-2 OT) & Mar. 20, 2013 (4-2)
Leafs All-Time Road Record: 22-10-1-3	Leafs record in shootout: 2-1	Last two consecutive Leafs wins in Tampa Bay: Nov. 22, 2011 (7-1) & Mar. 15, 2012 (3-1)

MOST RECENT NOTABLES VS. SAN JOSE

Last Leaf shutdown in Toronto: Never	Last Leaf hat trick: Never
Last Leaf shutdown in San Jose: Nov. 4, 1997 (0-0) (Healy/Cousineau)	Last opponent hat trick vs. Leafs: Never
Last opponent shutdown in Toronto: Never	Last Leaf overtime goal: Never
Last opponent shutdown in San Jose: Nov. 4, 1997 (0-0) (Mike Vernon)	Last opponent overtime goal: Never



MOST RECENT NOTABLES VS. TAMPA BAY

Last Leaf shutdown in Toronto: Dec. 16, 2003 (3-0) (Ed Belfour)	Last Leaf hat trick: Nov. 5, 2002 (Alex Mogilny)
Last Leaf shutdown in Tampa Bay: Feb. 2, 1999 (3-0) (Curtis Joseph)	Last Opponent hat trick vs. Leafs: Apr. 24, 2013 (Martin St. Louis)
Last opponent shutdown in Toronto: Jan. 4, 1994 (0-1) (Daren Puppa)	Last Leaf overtime goal: Apr. 5, 2012 vs. TBL (3-2) PHANEUF (Roloson)
Last opponent shutdown in Tampa Bay: Jan. 25, 2011 (0-2) (Dwayne Roloson)	Last opponent overtime goal: Nov. 30, 2010 vs. TBL (3-4) Gagne (GUSTAVSSON)



LEAFS vs. VANCOUVER CANUCKS

Summary for MAPLE LEAFS: Won: 0 Lost: 0 OT: 0

at TORONTO MAPLE LEAFS

No Games

at VANCOUVER CANUCKS

No Games

Goals by Period:	1st	2nd	3rd	OT	Total	Shots by Period:	1st	2nd	3rd	OT	Total
MAPLE LEAFS	-	-	-	-	-	MAPLE LEAFS	-	-	-	-	-
CANUCKS	-	-	-	-	-	CANUCKS	-	-	-	-	-

INDIVIDUAL SCORING

MAPLE LEAFS	GP	G	A	P	+/-	PIM	PP	SH	GW	GT	EN	S	5%	CANUCKS	GP	G	A	P	+/-	PIM	PP	SH	GW	GT	EN	S	5%			
None														None																
GOALTENDING														GOALTENDING																
MAPLE LEAFS	GP	Min	W-L-OT	SO	GA	SA	SV	GAA	SV%	CANUCKS	GP	Min	W-L-OT	SO	GA	SA	SV	GAA	SV%	CANUCKS	GP	Min	W-L-OT	SO	GA	SA	SV	GAA	SV%	
None										None										None										

LEAFS vs. WASHINGTON CAPITALS

Summary for MAPLE LEAFS: Won: 2 Lost: 1 OT: 0

at TORONTO MAPLE LEAFS

Date 31 Jan '13
Team Maple Leafs 3
Opponent Capitals 2
Attend 19,374
Goaltenders Reimer vs Neuvirth
W Goal Matt Frattin

at WASHINGTON CAPITALS

Date 16 Apr '13
Team Maple Leafs 1
Opponent Capitals 5
Attend 18,506
Goaltenders Scrivens vs Holtby
W Goal Martin Erat
05 Feb '13 Maple Leafs 3
Capitals 2
*- Overtime ** - Shootout

Goals by Period:	1st	2nd	3rd	OT	Total	Shots by Period:	1st	2nd	3rd	OT	Total
MAPLE LEAFS	3	1	3	0	7	MAPLE LEAFS	31	27	33	0	91
CAPITALS	3	4	2	0	9	CAPITALS	28	25	32	0	85

INDIVIDUAL SCORING

MAPLE LEAFS	GP	G	A	P	+/-	PP	SH	GW	GT	EN	S	5%	CAPITALS	GP	G	A	P	+/-	PP	SH	GW	GT	EN	S	5%			
James van Riemsdyk	3	3	0	3	0	0	1	0	0	0	0	14	21.4	Mike Ribeiro	3	1	4	5	1	0	1	0	0	0	2	50.0		
Phil Kessel	3	0	3	3	2	4	0	0	0	0	0	11	0.0	Alex Ovechkin	3	2	2	4	-3	2	2	0	0	0	0	11	18.2	
Nikolai Kulemin	3	1	0	1	4	2	0	0	0	0	0	8	12.5	Marcus Johansson	3	2	0	2	-2	0	2	0	0	0	0	0	4	50.0
Grigoriy Abramov	3	1	0	1	-1	2	0	0	0	0	0	11	9.1	Troy Brouwer	3	1	1	2	0	4	0	0	0	0	0	4	25.0	
Matt Frattin	2	1	0	0	0	0	0	1	0	0	3	33.3	Martin Erat	1	1	1	2	2	2	0	0	0	0	1	0	2	50.0	
Korbinian Holzer	1	1	0	1	2	0	0	0	0	0	1	100.0	Nicklas Backstrom	3	0	2	2	-1	0	0	0	0	0	0	0	3	0.0	
Tyler Bozak	3	0	1	1	0	0	0	0	0	0	4	0.0	John Carlson	3	0	2	2	1	0	0	0	0	0	0	7	0.0		
Cody Franson	3	0	1	1	-2	0	0	0	0	0	5	0.0	Jason Chimera	3	0	2	2	-1	13	0	0	0	0	0	8	0.0		
Mark Fraser	3	0	1	1	0	2	0	0	0	0	2	0.0	Mike Green	3	0	2	2	-1	2	0	0	0	0	0	8	0.0		
Nazem Kadri	3	0	1	1	-1	2	0	0	0	0	5	0.0	Joel Ward	2	1	0	1	1	0	0	0	0	0	0	2	50.0		
Leo Komarov	3	0	1	1	1	4	0	0	0	0	2	0.0	Jack Hillen	1	1	0	1	1	0	0	0	0	0	0	2	50.0		
Jay McClement	3	0	1	1	1	5	0	0	0	0	1	0.0	Eric Fehr	3	0	1	1	1	2	0	0	0	0	0	3	0.0		
Ryan Hamilton	2	0	1	1	1	0	0	0	0	0	1	0.0	Tomas Kundratek	2	0	1	1	-3	0	0	0	0	0	0	2	0.0		
Michael Kostka	2	0	1	1	1	2	0	0	0	0	6	0.0	Karl Alzner	3	0	0	0	-1	0	0	0	0	0	0	8	0.0		
John-Michael Liles	3	0	0	0	2	0	0	0	0	0	3	0.0	Jay Beagle	3	0	0	-2	2	0	0	0	0	0	0	6	0.0		
Colton Orr	3	0	0	0	10	0	0	0	0	0	0	0.0	Matt Hendricks	3	0	0	-2	2	0	0	0	0	0	0	2	0.0		
Dion Phaneuf	3	0	0	0	1	0	0	0	0	0	9	0.0	Joey Crabb	2	0	0	0	-1	0	0	0	0	0	0	1	0.0		
David Steckel	2	0	0	0	0	0	0	0	0	0	0	0.0	John Erskine	2	0	0	0	-1	0	0	0	0	0	0	1	0.0		
Jake Gardiner	1	0	0	0	0	0	0	0	0	0	2	0.0	Jeff Schultz	2	0	0	0	-3	2	0	0	0	0	0	1	0.0		
Carl Gunnarsson	1	0	0	1	0	0	0	0	0	0	0	0.0	Wojtek Wolski	2	0	0	-1	0	0	0	0	0	0	0	1	0.0		
Joffrey Lupul	1	0	0	-1	4	0	0	0	0	0	2	0.0	Steve Oleksy	1	0	0	0	1	0	0	0	0	0	0	4	0.0		
Clarke MacArthur	1	0	0	0	0	0	0	0	0	0	0	0.0	Mathieu Perreault	1	0	0	0	1	0	0	0	0	0	0	0	0.0		
Frazer McLaren	1	0	0	0	0	0	0	0	0	0	1	0.0	Tom Poti	1	0	0	0	-1	0	0	0	0	0	0	2	0.0		
Ryan O'Byrne	1	0	0	0	-1	0	0	0	0	0	0	0.0	Aaron Volpatti	1	0	0	0	0	0	0	0	0	0	0	1	0.0		
Power Play: 1-14/1.1% / Penalty Killline: 7-12 58.3%													Power Play: 5-12/41.7% / Penalty Killline: 13-14 92.9%															

Power Play: 1-14 7.1% / Penalty Killing: 7-12 58.3%

Power Play: 5-12 41.7% / Penalty Killing: 13-14 92.9%

GOALTENDING

MAPLE LEAFS	GP	Min	W-L-OT	SO	GA	SA	SV	GAA	SV%
James Reimer	1	60	1-0-0	0	2	22	20	2.00	.909
Ben Scrivens	2	119	1-1-0	0	7	63	56	3.52	.889

GOALTENDING

CAPITALS	GP	Min	W-L-OT	SO	GA	SA	SV	GAA	SV%
Braden Holtby	1	60	1-0-0	0	1	30	29	1.00	.967
Michal Neuvirth	2	118	0-2-0	0	6	61	55	3.05	.902

LEAFS VS. VANCOUVER HISTORY

Leafs All-Time Record: 52-59-22-1	Last Leafs win in Toronto: Nov. 24, 2003 (2-1)	Last two consecutive Leafs wins: Nov. 22, 2003 (5-3) & Nov. 24, 2003 (2-1)
Leafs All-Time Home Record: 28-25-11-1	Last Leafs win in Vancouver: Nov. 22, 2003 (5-3)	Last two consecutive Leafs wins in Toronto: Nov. 26, 1996 (3-2) & Feb. 8, 1997 (4-2)
Leafs All-Time Road Record: 24-34-11-0	Leafs record in shootout: 0-1	Last two consecutive Leafs wins in Vancouver: Mar. 15, 2003 (1-0) & Nov. 22, 2003 (5-3)

MOST RECENT NOTABLES VS. VANCOUVER

Last Leaf shutdown in Toronto: Jan. 9, 1989 (3-0) (Allan Bester)	Last Leaf hat trick: Feb. 28, 1987 (Rick Vaive)
Last Leaf shutdown in Vancouver: Mar. 15, 2003 (1-0) (Ed Belfour)	Last opponent hat trick vs. Leafs: Oct. 18, 2001 (Markus Naslund)
Last opponent shutdown in Toronto: Oct. 27, 1971 (0-0) (Dunc Wilson)	Last Leaf overtime goal: Mar. 6, 2000 @ VAN (5-5) SUNDIN (Snow)
Last opponent shutdown in Vancouver: Never	Last opponent overtime goal: Mar. 28, 1994 @ VAN (2-3) Craven (POTVIN)



LEAFS VS. WASHINGTON HISTORY

Leafs All-Time Record: 57-60-10-2	Last Leafs win in Toronto: Jan. 31, 2013 (3-2)	Last two consecutive Leafs wins: Jan. 31, 2013 (3-2) & Feb. 5, 2013 (3-2)
Leafs All-Time Home Record: 34-22-6-1	Last Leafs win in Washington: Feb. 5, 2013 (3-2)	Last two consecutive Leafs wins in Toronto: Nov. 21, 2009 (2-1 SO) & Dec. 12, 2009 (6-3)
Leafs All-Time Road Record: 23-38-4-1	Leafs record in shootout: 3-2	Last two consecutive Leafs wins in Washington: Jan. 17, 2003 (4-1) & Feb. 20, 2003 (6-2)

MOST RECENT NOTABLES VS. WASHINGTON

Last Leaf shutdown in Toronto: Mar. 6, 2007 (3-0) (Andrew Raycroft)	Last Leaf hat trick: Jan. 8, 1990 (Gary Leeman)
Last Leaf shutdown in Washington: Never	Last opponent hat trick vs. Leafs: Jan. 22, 2011 (Alex Ovechkin)
Last opponent shutdown in Toronto: Jan. 28, 1984 (0-8) (Pat Riggan)	Last Leaf overtime goal: Mar. 29, 2003 vs. WSH (4-3) SUNDIN (Charpentier)
Last opponent shutdown in Washington: Mar. 11, 2012 (0-2) (Michal Neuvirth)	Last opponent overtime goal: Oct. 16, 1985 vs. WSH (5-6) Duchesne (BERNHARDT)



LEAFS vs. WINNIPEG JETS

Summary for MAPLE LEAFS: Won: 1 Lost: 1 OT: 1

at TORONTO MAPLE LEAFS

Date	Team	Opponent	Attend	Goalenders	W Goal
16 Mar '13 **	Maple Leafs 4	Jets 5	19,401	Reimer, Scrivens vs Pavelec	Zach Bogosian

at WINNIPEG JETS

Date	Team	Opponent	Attend	Goalenders	W Goal
12 Mar '13	Maple Leafs 2	Jets 5	15,004	Reimer, Scrivens vs Pavelec	Kyle Wellwood
07 Feb '13	Maple Leafs 3	Jets 2	15,004	Reimer vs Pavelec	Phil Kessel

* - Overtime ** - Shootout

Goals by Period:	1st	2nd	3rd	OT	Total	Shots by Period:	1st	2nd	3rd	OT	Total
MAPLE LEAFS	1	4	4	0	9	MAPLE LEAFS	28	24	21	3	76
JETS	1	7	3	0	11	JETS	29	36	25	2	92

INDIVIDUAL SCORING

MAPLE LEAFS	GP	G	A	P	+/-	PP	PM	SH	GW	GT	EN	S	%	JETS	GP	G	A	P	+/-	PP	PM	SH	GW	GT	EN	S	%
Phil Kessel	3	4	0	4	-1	2	1	0	1	0	0	11	36.4	Blake Wheeler	3	4	0	4	0	0	0	0	0	0	0	9	44.4
Tyler Bozak	3	1	2	3	-1	0	0	1	0	0	0	4	25.0	Nik Antropov	3	1	3	4	1	4	1	0	0	0	0	3	33.3
Nazem Kadri	3	0	3	3	1	2	0	0	0	0	0	4	0.0	Andrew Ladd	3	1	3	4	1	5	0	0	0	0	0	10	10.0
Joffrey Lupul	1	2	0	2	1	4	0	0	0	0	0	5	40.0	Bryan Little	3	0	4	4	3	0	0	0	0	0	0	5	0.0
James van Riemsdyk	3	0	2	2	-1	2	0	0	0	0	0	6	0.0	Dustin Byfuglien	2	0	4	4	0	2	0	0	0	0	0	9	0.0
Matt Frattin	3	1	0	1	-2	0	0	0	0	0	0	7	14.3	Kyle Wellwood	3	1	2	3	1	0	0	0	1	0	0	2	50.0
Nikolai Kulemin	3	1	0	1	-3	2	0	0	0	0	0	3	33.3	Evander Kane	3	1	0	1	-1	4	0	0	0	0	0	16	6.2
Cody Franson	3	0	1	1	1	0	0	0	0	0	0	7	0.0	James Wright	3	1	0	1	1	0	0	0	0	0	0	4	25.0
Korbinian Holzer	3	0	1	1	-2	7	0	0	0	0	0	0	0.0	Antti Miettinen	2	1	0	1	0	2	0	0	0	0	0	3	33.3
Jay McClement	3	0	1	1	-2	0	0	0	0	0	0	3	0.0	Zach Redmond	1	1	0	1	0	0	0	0	1	0	0	2	50.0
Mark Fraser	3	0	0	0	-1	2	0	0	0	0	0	1	0.0	Grant Clitsome	3	0	1	1	0	2	0	0	0	0	0	6	0.0
Mikhail Grabovski	3	0	0	0	-2	0	0	0	0	0	0	4	0.0	Olli Jokinen	3	0	1	1	-2	0	0	0	0	0	0	6	0.0
Leo Komarov	3	0	0	0	0	0	0	0	0	0	0	4	0.0	Zach Bogosian	2	0	1	1	0	17	0	0	0	0	0	5	0.0
Clarke MacArthur	3	0	0	0	-2	0	0	0	0	0	0	2	0.0	Eric Tangradi	2	0	1	1	0	0	0	0	0	0	0	1	0.0
Colton Orr	3	0	0	0	1	14	0	0	0	0	0	2	0.0	Tobias Enstrom	1	0	1	1	0	0	0	0	0	0	0	0	0.0
Dion Phaneuf	3	0	0	0	2	9	0	0	0	0	0	4	0.0	Ron Hainsey	3	0	0	0	-1	2	0	0	0	0	0	8	0.0
Carl Gunnarsson	2	0	0	0	0	0	0	0	0	0	0	4	0.0	Mark Stuart	3	0	0	0	3	4	0	0	0	0	0	2	0.0
Michael Kostka	2	0	0	0	-2	0	0	0	0	0	0	4	0.0	Chris Thorburn	3	0	0	0	-1	15	0	0	0	0	0	0	0.0
John-Michael Liles	2	0	0	0	-2	0	0	0	0	0	0	0	0.0	Derek Meech	2	0	0	0	3	2	0	0	0	0	0	0	0.0
Frazer McLaren	2	0	0	0	0	7	0	0	0	0	0	1	0.0	Jim Slater	2	0	0	0	0	0	0	0	0	0	0	0	0.0
														Alexander Burmistrov	1	0	0	0	1	0	0	0	0	0	0	1	0.0
														Patrice Cormier	1	0	0	0	0	0	0	0	0	0	0	0	0.0
														Alexei Ponikarovskiy	1	0	0	0	2	0	0	0	0	0	0	0	0.0
														Paul Postma	1	0	0	0	0	0	0	0	0	0	0	0	0.0

Power Play: 1-9 11.1% / Penalty Killing: 9-10 90.0%

GOALTENDING

MAPLE LEAFS	GP	Min	W-L-OT	SO	GA	SA	SV	GAA	SV%
James Reimer	3	136	1-1-1	0	6	60	54	2.64	.900
Ben Scrivens	2	49	0-0-0	0	5	32	27	6.16	.844

GOALTENDING

JETS	GP	Min	W-L-OT	SO	GA	SA	SV	GAA	SV%
Ondrej Pavelec	3	184	2-1-0	0	9	76	67	2.93	.882

Power Play: 1-10 10.0% / Penalty Killing: 8-9 88.9%

LEAFS VS. WINNIPEG HISTORY

Leafs All-Time Record:

28-14-1-6

Leafs All-Time Home Record:

14-6-1-3

Leafs All-Time Road Record:

14-8-0-3

Last Leafs win in Toronto:

Jan. 5, 2012 (4-0)

Last Leafs win in Winnipeg:

Feb. 7, 2013 (3-2)

Leafs record in shootout:

1-2

Last two consecutive Leafs wins:

Jan. 7, 2011 (9-3) (at Atlanta) & Feb. 7, 2011 (5-4) (vs. Atlanta)

Last two consecutive Leafs wins in Toronto:

Oct. 19, 2011 (4-3 SO) & Jan. 5, 2012 (4-0)

Last two consecutive Leafs wins in Winnipeg:

Mar. 25, 2010 (2-1 OT) (Atlanta) & Jan. 7, 2011 (9-3) (Atlanta)

MOST RECENT NOTABLES VS. WINNIPEG

Last Leaf hat trick:

Oct. 14, 2005 (Jeff O'Neill - at Atlanta)

Last Leaf hat trick vs. Leafs:

Nov. 30, 2006 (Marian Hossa - at Atlanta)

Last Leaf overtime goal:

Mar. 25, 2010 @ ATL (2-1) GRABOVSKI (Pavelec)

Last opponent overtime goal:

Nov. 30, 2006 (0-5) (Kari Lehtonen - Atlanta)

Last Leaf hat trick:

Oct. 14, 2005 (Jeff O'Neill - at Atlanta)

Last opponent hat trick vs. Leafs:


Nov. 30, 2006 (Marian Hossa - at Atlanta)

Last Leaf overtime goal:

Mar. 25, 2010 @ ATL (2-1) GRABOVSKI (Pavelec)

Last opponent overtime goal:

Feb. 27, 2011 @ ATL (2-3) Hainsey (GIGUERE)



Of all the places we put our logo, our absolute favourite is on kids' hockey jerseys.

We're proud to support over 4,500 teams in communities across Canada.



You're richer than you think.



© Registered trademarks of The Bank of Nova Scotia.

Anaheim Ducks

Honda Center
2695 E. Katella Ave.
Anaheim, California 92806
Phone: 714-940-2900
ducks.nhl.com / @AnaheimDucks
Exec. V.P. / General Manager: Bob Murray
Head Coach: Bruce Boudreau
Director of Media & Communications: Alex Gilchrist

**Boston Bruins**

TD Garden
100 Legends Way
Boston, Massachusetts 02114
Phone: 617-624-2327
bruins.nhl.com / @NHLBruins
General Manager: Peter Chiarelli
Head Coach: Claude Julien
V.P. Communications & Content: Matt Chmura

**Buffalo Sabres**

First Niagara Center
One Seymour H. Knox III Plaza
Buffalo, New York 14203
Phone: 716-855-4100
sabres.nhl.com / @SabresDotCom
General Manager: Darcy Regier
Head Coach: Ron Rolston
V.P. of Public Relations & Community Relations: Michael Gilbert

**Calgary Flames**

Scotiabank Saddledome
555 Saddledome Rise S. E.
Calgary, Alberta T2P 3B9
Phone: 403-777-2177
flames.nhl.com / @NHLFlames
General Manager: Jay Feaster
Head Coach: Bob Hartley
V.P. of Communications: Peter Hanlon

**Carolina Hurricanes**

PNC Arena
1400 Edwards Mill Road
Raleigh, North Carolina 27607
Phone: 919-467-7825
hurricanes.nhl.com / @nhl.canes
President & General Manager: Jim Rutherford
Head Coach: Kirk Muller
Sr. Director of Communications: Mike Sundheim

**Chicago Blackhawks**

United Center
1901 W. Madison Street
Chicago, Illinois 60612
Phone: 312-455-7000
blackhawks.nhl.com / @NHLBlackhawks
V.P./General Manager: Stan Bowman
Head Coach: Joel Quenneville
Sr. Director of Communications & Community Relations: Brandon Faber

**Colorado Avalanche**

Pepsi Center
1000 Chopper Circle
Denver, Colorado 80204
Phone: 303-405-1100
avalanche.nhl.com / @Avalanche
Exec. V.P. of Hockey Operations: Joe Sakic
General Manager: Greg Sherman
Head Coach: Patrick Roy
Sr. V.P. Communications & Business Operations: Jean Martineau

**Columbus Blue Jackets**

Nationwide Arena
200 W. Nationwide Blvd.
Columbus, Ohio 43215
Phone: 614-246-4625
bluejackets.nhl.com / @BlueJacketsNHL
Exec., V.P. of Hockey Operations & General Manager: Jarmo Kekalainen
Head Coach: Todd Richards
V.P. of Communications & Team Services: Todd Sharrock

**Dallas Stars**

2601 Avenue of the Stars
Frisco, Texas 75034
Phone: 214-387-5500
stars.nhl.com / @StarsPR
General Manager: Jim Nill
Head Coach: Lindy Ruff
Sr. Director of Communications: Tom Holy

**Detroit Red Wings**

Joe Louis Arena
19 Steve Yzerman Drive
Detroit, Michigan 48226
Phone: 313-394-7000
redwings.nhl.com / @detroitredwings
Exec. V.P. / General Manager: Ken Holland
Head Coach: Mike Babcock
Sr. Director of Communications: John Hahn

**Edmonton Oilers**

11230 - 110th Street
Edmonton, Alberta T5G 3H7
Phone: 780-414-4000
oilers.nhl.com / @NHL_Oilers
General Manager: Craig MacTavish
Head Coach: Dallas Eakins
Director, Communications & Media Relations: J.J. Hebert

**Florida Panthers**

BBGT Center
One Panther Parkway
Sunrise, Florida 33323
Phone: 954-835-7000
panthers.nhl.com / @FlaPanthers
Exec., V.P./General Manager: Dale Tallon
Head Coach: Kevin Dineen
Director, Communications: Justin Copertino

**Los Angeles Kings**

555 North Nash Street
El Segundo, California 90245
Phone: 310-535-4500
kings.nhl.com / @LAKings.com/twitter
President/General Manager: Dean Lombardi
Head Coach: Darryl Sutter
V.P. Communications & Content: Mike Altieri

**Minnesota Wild**

317 Washington Street
St. Paul, Minnesota 55102
Phone: 651-602-6000
wild.nhl.com / @mnwild
General Manager: Chuck Fletcher
Head Coach: Mike Yeo
Manager, Media Relations & Team Services: Aaron Sickman

**Montreal Canadiens**

Bell Centre
1909, avenue des Canadiens-de-Montreal
Montreal, Quebec H4B 5G0
Phone: 514-932-2582
canadiens.nhl.com / @CanadiensMTL
Exec., V.P. & General Manager: Marc Bergevin
Head Coach: Michel Therrien
Sr. V.P., Communications: Donald Beauchamp

**Nashville Predators**

Bridgestone Arena
501 Broadway
Nashville, Tennessee 37203
Phone: 615-770-2300
predators.nhl.com / @PredsNHL
President Hockey Ops. & General Manager: David Poile
Head Coach: Barry Trotz
Senior V.P. Hockey Communications: Gerry Helper

**New Jersey Devils**

Prudential Center
25 Lafayette Street
Newark, New Jersey 07102
Phone: 973-757-6100
devils.nhl.com / @NHLDEVILS
President & General Manager: Lou Lamoriello
Head Coach: Peter DeBoer
Senior V.P., Communications: Mike Levine

**New York Islanders**

Nassau Coliseum
1255 Hempstead Tpke.
Uniondale, NY 11553
Phone: 516-501-6700
islanders.nhl.com / @NYIslanders
General Manager: Garth Snow
Head Coach: Jack Capuano
Director of Communications: Kimber Auerbach

**New York Rangers**

Madison Square Garden
Two Pennsylvania Plaza, 14th Floor
New York, New York 10121
Phone: 212-465-6486
rangers.nhl.com / @TheNYRangers
President & General Manager: Glen Sather
Head Coach: Alain Vigneault
V.P., Public Relations & Player Recruitment: John Rosasco

**Ottawa Senators**

Canadian Tire Centre
1000 Palladium Drive
Ottawa, Ontario K2V 1A5
Phone: 613-599-0100
senators.nhl.com / @NHL_Sens
Exec. V.P. & General Manager: Bryan Murray
Head Coach: Paul MacLean
Director, Communications: Brian Morris

**Philadelphia Flyers**

Wells Fargo Center
3601 South Broad Street
Philadelphia, Pennsylvania 19148
Phone: 215-465-4500
flyers.nhl.com / @NHLFlyers
General Manager: Peter Holmgren
Head Coach: Peter Laviolette
Senior Director of Communications: Zack Hill

**Phoenix Coyotes**

6751 North Sunset Boulevard, #200
Glendale, Arizona 85305
Phone: 623-772-3200
coyotes.nhl.com / @PhoenixCoyotes
Exec. V.P./General Manager: Don Maloney
Head Coach: Dave Tippett
V.P. of Communications: Rich Naim

**Pittsburgh Penguins**

Consol Energy Center
1001 Fifth Avenue
Pittsburgh, Pennsylvania 15219
Phone: 412-642-1300
penguins.nhl.com / @pghpenguins
Exec. V.P./General Manager: Ray Shero
Head Coach: Dan Bylsma
Director of Communications: Jennifer Bullano

**St. Louis Blues**

Scottrade Center
1401 Clark Avenue at Brett Hull Way
St. Louis, Missouri 63103
Phone: 314-622-2500
blues.nhl.com / @St.Louis.Blues
Executive V.P. & General Manager: Doug Armstrong
Head Coach: Ken Hitchcock
V.P. of Public Relations: Mike Caruso

**San Jose Sharks**

SAP Center at San Jose
525 West Santa Clara Street
San Jose, California 95113
Phone: 408-287-7070
sharks.nhl.com / @SanJoseSharks
Executive V.P. & General Manager: Doug Wilson
Head Coach: Todd McLellan
Director of Media Relations: Scott Emmert

**Tampa Bay Lightning**

Tampa Bay Times Forum
401 Channelside Drive
Tampa, Florida 33602
Phone: 813-301-6500
lightning.nhl.com / @TBLightning
Vice President & General Manager: Steve Yzerman
Head Coach: Jon Cooper
Exec. V.P., Communications: Bill Wickett

**Toronto Maple Leafs**

Air Canada Centre
50 Bay St., Suite 500
Toronto, Ontario M5J 2L2
mapleleafs.nhl.com / @MapleLeafs
Sr. Vice-President & General Manager: David Nonis
Head Coach: Randy Carlyle
Director, Media Relations: Pat Park

**Vancouver Canucks**

Rogers Arena
800 Griffiths Way
Vancouver, British Columbia V6B 6G1
Phone: 604-899-4600
canucks.nhl.com / @VanCanucks
President & General Manager: Mike Gillis
Head Coach: John Tortorella
Director, Media Relations & Team Ops: Ben Brown

**Washington Capitals**

627 N. Glebe Road, Suite 850
Arlington, Virginia 22203
Phone: 202-266-2200
capitals.nhl.com / @WashCaps
V.P. & General Manager: George McPhee
Head Coach: Adam Oates
Sr. Director, Communications: Sergey Kocharov

**Winnipeg Jets**

MTS Centre
345 Graham Ave.
Winnipeg, MB R3C 5S6
Phone: 204-926-5599
jets.nhl.com / @NHLJets
Exec. V.P. & General Manager: Kevin Cheveldayoff
Head Coach: Claude Noel
Director, Corporate Communications: Scott Brown

**NHL - Toronto**

Gary Meagher - Sr. V.P., Public Relations & Media
50 Bay St. 11 Floor
Toronto, Ontario M5J 2X8
Phone: 416-359-7900

NHL - New York

Frank Brown - Group V.P., Public Relations
1185 Avenue of the Americas
New York, New York 10036
Phone: 212-789-2000



Twitter.com/NHL

P	T	FOR	A	P
14	4	157	111	64

P	W	L	T	FOR	AG	PTS
48	26	13	9	174	119	61

P	W	L	T	FOR	AG	PTS
48	24	18	6	119	111	54

P	W	L	T	FOR	AG	PTS
48	24	18	7	155	111	54



HISTORY

PAGES

174 - 373

From left to right:
Vic Lynn, Gus Mortson, Hap Day,
Ted Kennedy and Bud Poile in 1947.

A BRIEF HISTORY OF THE TORONTO MAPLE LEAF HOCKEY CLUB

The Toronto Maple Leafs were formed on February 14, 1927 when Conn Smythe took over the team previously known as the Toronto St. Patricks. The team continued to play out of the old Mutual Street Arena, also known as the "Arena Gardens", until the ice palace on Carlton Street, Maple Leaf Gardens, was built in 1931.

Toronto won its first Stanley Cup as the Maple Leafs in their first season in the Gardens. The "Kid Line" made up of Joe Primeau, Harvey "Busher" Jackson and Charlie Conacher led the team offensively. "Red" Horner led the team in penalty minutes and "Hap" Day and "King" Clancy were the leaders on the blue line.

The Leafs had continued regular season success in the 30's but did not enjoy another Cup victory until 1942. Smythe replenished his talent base in the late 30's by finding multi-talented forward, Syl Apps, dependable goaltender Walter "Turk" Broda and consistent point-getter Gordie Drillon.

Successful Leaf coach Dick Irvin left the Leafs for Montreal in 1940 having won one Stanley Cup and guiding the Leafs to seven Cup Finals in his nine years as Toronto's bench boss. Hap Day took over as coach and won his first Cup behind the bench in dramatic fashion. The Leafs rallied after losing the first three games of the '42 Finals versus the Detroit Red Wings and won the next four to take the series. This is the first and only time this occurred in a Stanley Cup Final series.

The Second World War depleted the Leaf roster as many of the players represented their country overseas. Future captain and star, Ted "Teeder" Kennedy, was first given an opportunity to play in 1943 as a result. Frank "Ulcers" McCool temporarily replaced Broda in net during this period and set an NHL record with three consecutive shutouts in the 1945 playoffs, on the way to the Leafs' next Cup victory.

Conn Smythe's long time right-hand man, Frank Selke, left for Montreal in 1946. Smythe, with the support of the first President of the Gardens and Chairman of the Board, Jack Bickell, emerged as the President of Maple Leaf Gardens Limited and 30% ownership. Bickell, who died in 1951, had a memorial trophy created in his name which honours great Leaf players and significant hockey achievements. Smythe remained as President until his resignation in 1961.

New faces were added to join the players returning from military service with resounding success. Three consecutive Stanley Cups in 1947, 1948 and 1949 demonstrated Smythe's ability to bring together the necessary parts for a winning team. Smythe's most notable player acquisition was on November 20, 1947 when five Leafs were sent to Chicago for Cy Thomas and the previous season's scoring champion, Max Bentley. The 1947 Cup was won over the Montreal Canadiens who were led by Hector "Toe" Blake and Maurice "the Rocket" Richard. In January of 1947, Leaf rookie Howie Meeker set a league record for a rookie by scoring five times in one game. Meeker went on to win the Calder Trophy as Rookie of the Year beating out Gordie Howe for the honours.



Syl Apps & Frank Selke



Walter "Turk" Broda

A BRIEF HISTORY OF THE TORONTO MAPLE LEAF HOCKEY CLUB

The 1948 Cup victory was clinched in four straight games over the Red Wings who were led by Ted Lindsay, Sid Abel and Howe. After this victory, Syl Apps retired after a distinguished career as Leaf captain and inspirational leader. With new captain "Teeder" Kennedy, the Leafs took the 1949 Cup, again in four straight over Detroit.

The 1950s saw the arrival of new faces such as George Armstrong and Tim Horton. These two men would go on to play more games for the Maple Leafs than any other player. Triumph and tragedy were experienced in 1951. Bill Barilko's overtime goal in game five of the Finals versus the Canadiens won the Leafs the Cup but Barilko died in a plane crash later that summer. The remainder of the 50s saw the Leafs try unsuccessfully to replace retired stars such as "Turk" Broda and Max Bentley. Many player moves were made but the Leafs did not see the Stanley Cup Final again until 1959. Kennedy retired in 1956 and the coaches during this decade were Joe Primeau, "King" Clancy, Howie Meeker, Billy Reay and in 1958, "Punch" Imlach arrived. Conn Smythe's son, Stafford, was given control of the team in 1957 and Stafford employed six assistants including John Bassett and Harold Ballard.

Stafford Smythe brought "Punch" to Toronto and Imlach's first player move was the signing of an American Hockey League veteran goalkeeper by the name of Johnny Bower. The move was originally questioned by many due to Bower's age. The 34-year-old Bower went on to win 220 regular season games and four Stanley Cups over 12 seasons. Imlach assigned himself as coach and stayed for 10 consecutive seasons. Leonard "Red" Kelly was brought over from Detroit and moved from defence to forward in February of 1960. Dave Keon and Eddie Shack were two talented youngsters added to the mix. Frank Mahovlich, who had earlier won the Rookie of the Year honours in 1958, claimed star status on the left wing with his effortless skating, hard shot and soft hands. Chicago even unsuccessfully offered \$1,000,000 for his services in October, 1962.

With Bower in net, the defensive tandems of Bobby Baun/Carl Brewer and Tim Horton/Allan Stanley and forward attackers such as Bob Pulford, Billy Harris, Keon, Mahovlich, Kelly and Armstrong, the Leafs dominated the first half of the 1960s. Even though the Leafs finished in first place at the end of the regular season only once in the 60s, the Leafs showed their true skill in the postseason by winning three consecutive Cups beginning in 1962 and another in 1967.

Toronto defeated Stan Makita's Chicago Blackhawks in 1962 in a six game Final series in which Dave Keon made his Stanley Cup debut. In 1963 and 1964, the Leafs defeated Detroit in the Finals. This made it six of 10 Cups won so far having been acquired in a Final series versus the Red Wings. The Cup victory in 1964 was dramatic in that Baun broke his ankle in Game Six blocking a Gordie Howe slapshot. The Leafs were down three games to two and Baun did not want to miss the rest of the game. He returned to score the overtime goal that game and he did not miss a shift in a Game Seven victory two days later. Baun was on crutches for two months after finally allowing his leg to be plastered.



Punch Imlach



Dave Keon

A BRIEF HISTORY OF THE TORONTO MAPLE LEAF HOCKEY CLUB

The 1967 Cup victory was significant in several ways. It allowed the Leaf fans to savour a victory over the favoured Canadiens who were led by the coaching of "Toe" Blake and a roster that included Henri Richard, Jean Beliveau, Yvan Cournoyer and Rogie Vachon. The win was also special because it was won by a team with an average age of over 30 and two players over 40 (Bower and Stanley). Dave Keon became the first Leaf to win the Conn Smythe Trophy as the M.V.P. of the playoffs.

With the successes of a veteran team comes the inevitable period of rebuilding. After the '67 Cup, significant deals made to improve the team included the Frank Mahovlich trade which allowed Norm Ullman, Paul Henderson and Floyd Smith to come to Toronto. Imlach was relieved of his duties immediately after being swept out of the 1969 playoffs by the Boston Bruins. The rebuilding had begun.

With the league suddenly stretching its talent pool over 12 teams instead of the original six, Leafs General Manager Jim Gregory and coach John McLellan had more competition for available talent. With the likes of Pulford, Keon, Armstrong still contributing, the Leafs added Brian Glennie, Rick Ley, Jim Dorey and an all important 1970 first-round draft pick, Darryl Sittler. In 1971, Ullman and Keon led the Leafs offensively and the acquisition of 41 year-old goaltending legend Jacques Plante bolstered the team's confidence. Plante led the league that year with a goals-against average of just 1.88.

The contracts that the new World Hockey Association (W.H.A.) were offering attracted several key Leafs away from the team including a young standout goaltender Bernie Parent and veterans such as Keon, Henderson, and Ullman. The Leafs continued to rebuild through the Entry Draft and in 1973 selected Lanny McDonald and Ian Turnbull and, in 1974, added Dave "Tiger" Williams and Mike Palmateer. Chief Scout Gerry McNamara signed two young players from the Swedish National Team in 1973, Inge Hammarstrom and Borje Salming. The appointment of "Red" Kelly as coach in 1973-74 assisted in bringing the team to fourth place in the Eastern Division at the conclusion of the regular season. As the 1970s progressed, so did the Leafs. Sittler and McDonald emerged as superstars. With Errol Thompson added in to complete the Leafs' top line, the team showed an ability to compete against the top teams. Sittler had an unforgettable night on February 7, 1976 when he scored six times and added four assists in an 11-4 win over the Boston Bruins. Kelly and his "pyramid power" strategies were replaced in 1977 by the meticulous detail and modern techniques of a coach out of the Ontario Hockey League, Roger Neilson.

The best playoff performance of the decade for the Leafs was in 1978 in which the Leafs took out the heavily favoured NY Islanders in the Quarter-Finals. Lanny McDonald scored the memorable series winning goal 4:13 into overtime of Game Seven.

Just prior to the beginning of the 1980s, Leaf fans were surprised by the sudden trading of McDonald on Dec. 29, 1979. This decade was a difficult time for the franchise and its followers. "Punch" Imlach had been brought back to try to rekindle past successes. Many changes took place including the trading of Ian Turnbull, Mike Palmateer and on January 20, 1982, Darryl Sittler. Joe Crozier, Mike Nykoluk, Dan Maloney, John Brophy, George Armstrong and Doug Carpenter each took turns behind the bench during the 1980s.



Lanny McDonald

There were some bright spots. In 1981 Wilf Paiment set a record for most points by a right winger in a season with 97. Rick Vaive was acquired from Vancouver in 1980 in the "Tiger" Williams trade and had three consecutive 50-goal seasons. Wendel Clark, the Leafs' first-round pick, and first overall in the 1985 Entry Draft, had an immediate positive impact on the organization. His competitiveness and spirit restored the team's self confidence and the fans' belief in the team. Gord Stellick, an industrious hockey office employee worked his way through the ranks and was appointed the youngest general manager in the history of the N.H.L. in 1988.

A BRIEF HISTORY OF THE TORONTO MAPLE LEAF HOCKEY CLUB

Tom Watt was hired by new General Manager Floyd Smith and took over the coaching duties in 1990 after success with the University of Toronto Varsity Blues and N.H.L. experience in Winnipeg, Vancouver and Calgary. His captain was veteran defenceman Rob Ramage and highly-skilled forward Vincent Damphousse led the team offensively. Dave Ellett was acquired in November of 1990 and two future Hall of Famers, Grant Fuhr and Glenn Anderson, came to the team from the decorated Edmonton Oilers in September of 1991. The January 2, 1992 date is fondly remembered by all Leaf fans. Doug Gilmour, Jamie Macoun, Ric Nattress, Rick Wamsley and Kent Manderville were obtained in exchange for Gary Leeman, Michel Petit, Jeff Reese, Craig Berube and Alexander Godnyuk in the league's largest player trade ever. Gilmour has had a very dramatic impact by bringing the team to a level of respectability while setting franchise scoring records in the regular season and playoffs. A second round selection in 1990, Felix Potvin quickly developed into one of the top ten goaltenders in the league and he was a finalist for Rookie Of The Year in 1993.

Cliff Fletcher came to the organization on July 1, 1991 as the Chief Operating Officer, President and General Manager. His goal was to restore the winning tradition on the ice, and off the ice his vision included fostering a solid relationship with the community and the club's alumni. Fletcher brought in Pat Burns to take over as coach in 1992 and his "fire and brimstone" attitude brought out the best in his charges in the springs of 1993 and 1994. The team demonstrated determination, confidence and teamwork. A Game Seven loss in the Semi-Finals to the Wayne Gretzky-led L.A. Kings in '93 and a tough loss to Vancouver in the '94 Semi-Finals renewed the passion and hope with their loyal fan base.

The Entry Draft of 1994 was dramatic due to a major deal which saw Wendel Clark traded to the Nordiques and Mats Sundin join the Leafs in a multi-player deal. In Sundin, the Leafs received a player that would assume top spot on the club's all-time points and goals list while serving as captain for a decade.

A new Toronto Maple Leafs' era was introduced on May 30, 1997 when Ken Dryden was named President of the Toronto Maple Leaf Hockey Club. New coach and former Leaf Pat Quinn would fashion a record of 300-196-52-8 in 574 games with the Maple Leafs, second on the club's list for career wins (Imlach) and in games coached (Imlach). His tenure was highlighted by two trips to the Conference Finals (1999 and 2002) and he reached the playoffs in every year but one, 2005-06. His Leaf clubs qualified for the postseason in each of his first five coaching seasons, including four straight seasons of reaching at least the second round. In addition to his duties as head coach of the Leafs, Quinn also served simultaneously as the team's general manager from July 14, 1999 until August 29, 2003. Fan favourites Curtis Joseph, Tomas Kaberle, Gary Roberts, Alex Mogilny and Sundin were veterans that regularly delivered in the clutch during a period of entertaining, free-wheeling hockey in front of sold-out crowds.

Quinn's successor to the managing duties was John Ferguson. His acquisitions of Joe Nieuwendyk, Eric Lindros and Brian Leetch didn't push the team over the top and he was eventually succeeded by Brian Burke in November 2008. Current coach Randy Carlyle was reunited with Burke late in the 2011-12 campaign. He and Burke's successor, Dave Nonis, along with Dion Phaneuf and Phil Kessel at the forefront, will look to rekindle a winning formula as the Toronto franchise nears its 100th anniversary three years from now.



Curtis Joseph

RECORD YEAR-BY-YEAR

SEASON	GP	W	L	T	OL	GF	GA	PTS	FINISHED	PLAYOFF RESULTS
2012-13	48	26	17	-	5	145	133	57	3rd, Northeast Division	Lost Conference Quarter-Final
2011-12	82	35	37	-	10	231	264	80	4th, Northeast Division	Out of Playoffs
2010-11	82	37	34	-	11	218	251	85	4th, Northeast Division	Out of Playoffs
2009-10	82	30	38	-	14	214	267	74	5th, Northeast Division	Out of Playoffs
2008-09	82	34	35	-	13	250	293	81	5th, Northeast Division	Out of Playoffs
2007-08	82	36	35	-	11	231	260	83	5th, Northeast Division	Out of Playoffs
2006-07	82	40	31	-	11	258	269	91	3rd, Northeast Division	Out of Playoffs
** 2005-06	82	41	33	-	8	257	270	90	4th, Northeast Division	Out of Playoffs
2004-05									Did not play due to work stoppage	
2003-04	82	45	24	10	3	242	204	103	2nd, Northeast Division	Lost Conference Semi-Final
2002-03	82	44	28	7	3	236	208	98	2nd, Northeast Division	Lost Conference Quarter-Final
2001-02	82	43	25	10	4	249	207	100	2nd, Northeast Division	Lost Conference Final
2000-01	82	37	29	11	5	232	207	90	3rd, Northeast Division	Lost Conference Semi-Final
** 1999-00	82	45	27	7	3	246	222	100	1st, Northeast Division	Lost Conference Semi-Final
1998-99	82	45	30	7		268	231	97	2nd, Northeast Division	Lost Conference Final
1997-98	82	30	43	9		194	237	69	6th, Central Division	Out of Playoffs
1996-97	82	30	44	8		230	273	68	6th, Central Division	Out of Playoffs
1995-96	82	34	36	12		247	252	80	3rd (tie) Central Division	Lost Conference Quarter-Final
* 1994-95	48	21	19	8		135	146	50	4th, Central Division	Lost Conference Quarter-Final
1993-94	84	43	29	12		280	243	98	2nd, Central Division	Lost Conference Final
1992-93	84	44	29	11		288	241	99	3rd, Norris Division	Lost Conference Final
1991-92	80	30	43	7		234	294	67	5th, Norris Division	Out of Playoffs
1990-91	80	23	46	11		241	318	57	5th, Norris Division	Out of Playoffs
1989-90	80	38	38	4		337	358	80	3rd, Norris Division	Lost Preliminary
1988-89	80	28	46	6		259	342	62	5th, Norris Division	Out of Playoffs
1987-88	80	21	49	10		273	345	52	4th, Norris Division	Lost Preliminary
1986-87	80	32	42	6		286	319	70	4th, Norris Division	Lost Quarter-Final
1985-86	80	25	48	7		311	386	57	4th, Norris Division	Lost Quarter-Final
1984-85	80	20	52	8		253	358	48	5th, Norris Division	Out of Playoffs
1983-84	80	26	45	9		303	387	61	5th, Norris Division	Out of Playoffs
1982-83	80	28	40	12		299	330	68	3rd, Norris Division	Lost 1st Round
1981-82	80	20	44	16		298	380	56	5th, Norris Division	Out of Playoffs
1980-81	80	28	37	15		322	367	71	5th, Adams Division	Lost Preliminary
1979-80	80	35	40	5		304	327	75	4th, Adams Division	Lost Preliminary
1978-79	80	34	33	13		267	252	81	3rd, Adams Division	Lost Quarter-Final
1977-78	80	41	29	10		271	237	92	3rd, Adams Division	Lost Semi-Final
1976-77	80	33	32	15		301	285	81	3rd, Adams Division	Lost Quarter-Final
1975-76	80	34	31	15		294	276	83	3rd, Adams Division	Lost Quarter-Final
1974-75	80	31	33	16		280	309	78	3rd, Adams Division	Lost Quarter-Final
1973-74	78	35	27	16		274	230	86	4th, East Division	Lost Quarter-Final
1972-73	78	27	41	10		247	279	64	6th, East Division	Out of Playoffs
1971-72	78	33	31	14		209	208	80	4th, East Division	Lost Quarter-Final
1970-71	78	37	33	8		248	211	82	4th, East Division	Lost Quarter-Final
1969-70	76	29	34	13		222	242	71	6th, East Division	Out of Playoffs
1968-69	76	35	26	15		234	217	85	4th, East Division	Lost Quarter-Final
1967-68	74	33	31	10		209	176	76	5th, East Division	Out of Playoffs
1966-67	70	32	27	11		204	211	75	3rd	Won Stanley Cup
1965-66	70	34	25	11		208	187	79	3rd	Lost Semi-Final
1964-65	70	30	26	14		204	173	74	4th	Lost Semi-Final
1963-64	70	33	25	12		192	172	78	3rd	Won Stanley Cup
1962-63	70	35	23	12		221	180	82	1st	Won Stanley Cup
1961-62	70	37	22	11		232	180	85	2nd	Won Stanley Cup
1960-61	70	39	19	12		234	176	90	2nd	Lost Semi-Final
1959-60	70	35	26	9		199	195	79	2nd	Lost Final
1958-59	70	27	32	11		189	201	65	4th	Lost Final
1957-58	70	21	38	11		192	226	53	6th	Out of Playoffs
1956-57	70	21	34	15		174	192	57	5th	Out of Playoffs
1955-56	70	24	33	13		153	181	61	4th	Lost Semi-Final
1954-55	70	24	24	22		147	135	70	3rd	Lost Semi-Final
1953-54	70	32	24	14		152	131	78	3rd	Lost Semi-Final
1952-53	70	27	30	13		156	167	67	5th	Out of Playoffs
1951-52	70	29	25	16		168	157	74	3rd	Lost Semi-Final
1950-51	70	41	16	13		212	138	95	2nd	Won Stanley Cup
1949-50	70	31	27	12		176	173	74	3rd	Lost Semi-Final
1948-49	60	22	25	13		147	161	57	4th	Won Stanley Cup
1947-48	60	32	15	13		182	143	77	1st	Won Stanley Cup
1946-47	60	31	19	10		209	172	72	2nd	Won Stanley Cup
1945-46	50	19	24	7		174	185	45	5th	Out of Playoffs
1944-45	50	24	22	4		183	161	52	3rd	Won Stanley Cup
1943-44	50	23	23	4		214	174	50	3rd	Lost Semi-Final
1942-43	50	22	19	9		198	159	53	3rd	Lost Semi-Final
1941-42	48	27	18	3		158	136	57	2nd	Won Stanley Cup

* Shortened season due to work stoppage.

From 1999-00 to 2003-04, each team was awarded a point in games that were tied after regulation. Five minutes of four-on-four sudden-death overtime was then played and if a goal was scored, the winning team would receive an extra point.

*** From 2005-06 to present, five minutes of four-on-four sudden-death overtime is played in games that are tied after regulation. If the game remains tied after overtime, a shootout is conducted to determine a winner. Teams are awarded two points for every win and one point for every overtime/shootout loss.

SEASON	GP	W	L	T	OL	GF	GA	PTS	FINISHED	PLAYOFF RESULTS
1940-41	48	28	14	6		145	99	62	2nd	Lost Semi-Final
1939-40	48	25	17	6		134	110	56	3rd	Lost Semi-Final
1938-39	48	19	20	9		114	107	47	3rd	Lost Final
1937-38	48	24	15	9		151	127	57	1st, Cdn. Division	Lost Final
1936-37	48	22	21	5		119	115	49	3rd, Cdn. Division	Lost Quarter-Final
1935-36	48	23	19	6		126	106	52	2nd, Cdn. Division	Lost Final
1934-35	48	30	14	4		157	111	64	1st, Cdn. Division	Lost Final
1933-34	48	26	13	9		174	119	61	1st, Cdn. Division	Lost Semi-Final
1932-33	48	24	18	6		119	111	54	1st, Cdn. Division	Lost Final
1931-32	48	23	18	7		155	127	53	2nd, Cdn. Division	Won Stanley Cup
1930-31	44	22	13	9		118	99	53	2nd, Cdn. Division	Lost Quarter-Final
1929-30	44	17	21	6		116	124	40	4th, Cdn. Division	Out of Playoffs
1928-29	44	21	18	5		85	69	47	3rd, Cdn. Division	Lost Semi-Final
1927-28	44	18	18	8		89	88	44	4th, Cdn. Division	Out of Playoffs
* 1926-27	44	15	24	5		79	94	35	5th, Cdn. Division	Out of Playoffs
1925-26	36	12	21	3		92	114	27	6th	Out of Playoffs
1924-25	30	19	11	0		90	84	38	2nd	Lost NHL S-Final
1923-24	24	10	14	0		59	85	20	3rd	Out of Playoffs
1922-23	24	13	10	1		82	88	27	3rd	Out of Playoffs
1921-22	24	13	10	1		98	97	27	2nd	Won Stanley Cup
1920-21	24	15	9	0		105	100	30	1st, and 2nd***	Lost NHL Final
** 1919-20	24	12	12	0		119	106	24	3rd, and 2nd***	Out of Cup Playoffs
1918-19	18	5	13	0		64	92	10	3rd, and 3rd***	Out of Playoffs
1917-18	22	13	9	0		108	109	26	2nd, and 1st***	Won Stanley Cup

* Name changed from St. Patricks to Maple Leafs

** Name changed from Arenas to St. Patricks

*** Season played in two halves with no combined standing at end.

ALL-TIME RECORD VS. NHL

FRANCHISE	GP	W	L	T	OL	PTS	PTS%	GF	GA
Anaheim Ducks	32	18	8	5	1	42	.656	99	81
Boston Bruins	649	264	279	98	8	634	.488	1929	1919
Buffalo Sabres	188	66	96	18	8	158	.420	522	684
Calgary Flames / Atlanta Flames	124	53	55	12	4	122	.492	423	465
Carolina Hurricanes / Hartford Whalers	104	38	49	11	6	93	.447	331	376
Chicago Blackhawks	639	284	258	96	1	665	.520	1920	1816
Cleveland Barons / California Golden Seals / Oakland Seals	62	38	15	9	0	85	.685	238	171
Colorado Avalanche / Quebec Nordiques	70	25	35	9	1	60	.429	223	267
Columbus Blue Jackets	10	6	1	1	2	15	.750	35	22
Dallas Stars / Minnesota North Stars	204	87	88	28	1	203	.498	677	705
Detroit Red Wings / Detroit Falcons / Detroit Cougars	644	276	275	93	0	645	.501	1855	1831
Edmonton Oilers	90	41	40	8	1	91	.506	326	362
Florida Panthers	63	32	22	7	2	73	.579	184	181
Hamilton Tigers	38	23	15	0	0	46	.605	152	150
Los Angeles Kings	139	58	59	21	1	138	.496	471	475
Minnesota Wild	10	7	3	0	0	14	.700	29	23
Montreal Canadiens	719	291	331	88	9	679	.472	1995	2195
Montreal Maroons	92	43	43	6	0	92	.500	216	216
Montreal Wanderers	2	1	1	0	0	2	.500	10	10
Nashville Predators	13	5	6	1	1	12	.462	30	39
New Jersey Devils / Colorado Rockies / Kansas City Scouts	125	63	35	20	7	153	.612	412	372
New York Americans / Brooklyn Americans	118	64	32	22	0	150	.636	379	244
New York Islanders	139	64	61	7	7	142	.511	447	491
New York Rangers	596	279	215	95	7	660	.554	1889	1715
Ottawa Senators (1993)	95	43	41	3	8	97	.511	265	270
Ottawa Senators (1918)	113	49	55	9	0	107	.473	324	363
Philadelphia Flyers	165	54	86	22	3	133	.403	450	575
Philadelphia Quakers	4	3	1	0	0	6	.750	13	5
Phoenix Coyotes / Winnipeg Jets	88	33	46	8	1	75	.426	312	351
Pittsburgh Penguins	167	75	70	17	5	172	.515	597	603
Pittsburgh Pirates	22	10	9	3	0	23	.523	57	56
Quebec Bulldogs	8	6	2	0	0	12	.750	56	33
St. Louis Blues	207	91	88	25	3	210	.507	669	660
St. Louis Eagles	6	5	0	1	0	11	.927	23	12
San Jose Sharks	39	20	14	5	0	45	.577	124	99
Tampa Bay Lightning	72	45	20	2	5	97	.674	244	186
Vancouver Canucks	134	52	59	22	1	127	.474	456	465
Washington Capitals	129	57	60	10	2	126	.488	440	446
Winnipeg Jets / Atlanta Thrashers	49	28	14	1	6	63	.643	176	124
TOTALS	6168	2697	2587	783	101	6278	.509	18,998	19,058

NHL Playoff Appearances: 65

Stanley Cup Championships: 13 (1918, 1922, 1932, 1942, 1945, 1947, 1948, 1949, 1951, 1962, 1963, 1964, 1967)

Defunct Teams

OPENING NIGHT HISTORY

HOME OPENERS				SEASON OPENERS			
SEASON	DATE	OPPOSITION	RESULT	SEASON	DATE	OPPOSITION	RESULT
2012-13	Jan. 21	Buffalo	L 1-2	2012-13	Jan. 19	at Montreal	W 2-1
2011-12	Oct. 6/11	Montreal	W 2-0	2011-12	See Home Opener		
2010-11	Oct. 7/10	Montreal	W 3-2	2010-11	See Home Opener		
2009-10	Oct. 1/09	Montreal	L 3-4 (OT)	2009-10	See Home Opener		
2008-09	Oct. 11/08	Montreal	L 1-6	2008-09	Oct. 9/08	at Detroit	W 3-2
2007-08	Oct. 3/07	Ottawa	3-4 L(OT)	2007-08	See Home Opener		
2006-07	Oct. 4/06	Ottawa	L 1-4	2006-07	See Home Opener		
2005-06	Oct. 5/05	Ottawa	L 2-3(SO)	2005-06	See Home Opener		
2004-05	Did not play due to work stoppage			2004-05	Did not play due to work stoppage		
2003-04	Oct. 11/03	Montreal	L 0-4	2003-04	See Home Opener		
2002-03	Oct. 12/02	Ottawa	L 1-2	2002-03	Oct. 10/02	at Pittsburgh	W 6-0
2001-02	Oct. 3/01	Ottawa	L 4-5	2001-02	See Home Opener		
2000-01	Oct. 7/00	Montreal	W 2-0	2000-01	See Home Opener		
1999-00	Oct. 4/99	Boston	W 4-0	1999-00	Oct. 2/99	at Montreal	W 4-1
1998-99	Oct. 10/98	Detroit	W 2-1	1998-99	See Home Opener		
1997-98	Oct. 1/97	Washington	L 1-4	1997-98	See Home Opener		
1996-97	Oct. 5/96	Anaheim	W 4-1	1996-97	See Home Opener		
1995-96	Oct. 10/95	NY Islanders	W 7-3	1995-96	Oct. 7/95	at Pittsburgh	L 3-8
1994-95	Jan. 25/95	Vancouver	W 6-2	1994-95	Jan. 20/95	at Los Angeles	T 3-3
1993-94	Oct. 7/93	Dallas	W 6-3	1993-94	See Home Opener		
1992-93	Oct. 6/92	Washington	L 5-6	1992-93	See Home Opener		
1991-92	Oct. 5/91	Detroit	W 8-5	1991-92	Oct. 3/91	at Montreal	L 3-4
1990-91	Oct. 10/90	Quebec	L 5-8	1990-91	Oct. 4/90	at Winnipeg	L 1-7
1989-90	Oct. 11/89	Buffalo	L 1-7	1989-90	Oct. 5/89	at Los Angeles	L 2-4
1988-89	Oct. 8/88	Chicago	W 7-4	1988-89	Oct. 6/88	at Boston	L 1-2*
1987-88	Oct. 10/87	New Jersey	W 5-2	1987-88	Oct. 8/87	at Chicago	W 7-5
1986-87	Oct. 9/86	Montreal	W 7-4	1986-85	See Home Opener		
1985-86	Oct. 12/85	Quebec	L 0-4	1985-86	Oct. 10/85	at Boston	L 1-3
1984-85	Oct. 13/84	Buffalo	W 4-3	1984-85	Oct. 11/84	at Minnesota	W 1-0
1983-84	Oct. 12/83	Buffalo	T 4-4	1983-84	Oct. 5/83	at Edmonton	L 4-5
1982-83	Oct. 9/82	New Jersey	T 5-5	1982-83	Oct. 6/82	at Chicago	T 3-3
1981-82	Oct. 10/81	Chicago	W 9-8	1981-82	Oct. 6/81	at Winnipeg	W 6-1
1980-81	Oct. 11/80	NY Rangers	L 3-8	1980-81	See Home Opener		
1979-80	Oct. 10/79	NY Rangers	L 3-6	1979-80	See Home Opener		
1978-79	Oct. 14/78	NY Islanders	W 10-7	1978-79	Oct. 11/78	at Pittsburgh	W 3-2
1977-78	Oct. 15/77	Buffalo	L 2-5	1977-78	Oct. 13/77	at Detroit	T 3-3
1976-77	Oct. 9/76	Boston	W 7-5	1976-77	Oct. 5/76	at Colorado	L 2-4
1975-76	Oct. 11/75	Chicago	W 2-1	1975-76	See Home Opener		
1974-75	Oct. 9/74	Kansas City	W 6-2	1974-75	See Home Opener		
1973-74	Oct. 10/73	Buffalo	W 7-4	1973-74	See Home Opener		
1972-73	Oct. 7/72	Chicago	L 1-3	1972-73	See Home Opener		
1971-72	Oct. 16/71	NY Rangers	L 3-5	1971-72	Oct. 8/71	at Vancouver	W 3-2
1970-71	Oct. 14/70	St. Louis	W 7-3	1970-71	Oct. 11/70	at Vancouver	L 3-5*
1969-70	Oct. 15/69	Montreal	T 2-2	1969-70	Oct. 11/69	at Detroit	L 2-3
1968-69	Oct. 16/68	Pittsburgh	T 2-2	1968-69	Oct. 13/68	at Detroit	W 2-1
1967-68	Oct. 14/67	Chicago	W 5-1	1967-68	See Home Opener		
1966-67	Oct. 22/66	NY Rangers	T 4-4	1966-67	See Home Opener		
1965-66	Oct. 23/65	Chicago	L 0-4	1965-66	See Home Opener		
1964-65	Oct. 17/64	Boston	W 7-2	1964-65	Oct. 15/64	at Detroit	W 5-3
1963-64	Oct. 12/63	Boston	W 5-1	1963-64	See Home Opener		
1962-63	Oct. 13/62	Boston	T 2-2	1962-63	Oct. 10/62	at Chicago	W 3-1
1961-62	Oct. 14/61	Boston	W 3-2	1961-62	Oct. 12/61	at Detroit	W 4-2
1960-61	Oct. 8/60	NY Rangers	L 2-5	1960-61	Oct. 6/60	at Montreal	L 0-5
1959-60	Oct. 10/59	Chicago	W 6-3	1959-60	See Home Opener		
1958-59	Oct. 18/58	Boston	W 3-2	1958-59	Oct. 11/58	at Chicago	L 1-3
1957-58	Oct. 12/57	Detroit	L 3-5	1957-58	Oct. 8/57	at Chicago	L 0-1
1956-57	Oct. 13/56	Detroit	L 1-4	1956-57	Oct. 11/56	at Boston	T 4-4
1955-56	Oct. 8/55	Detroit	W 4-2	1955-56	Oct. 6/55	at Montreal	L 0-2
1954-55	Oct. 9/54	Chicago	T 3-3	1954-55	Oct. 7/54	at Detroit	L 1-2
1953-54	Oct. 10/53	Chicago	W 6-2	1953-54	See Home Opener		
1952-53	Oct. 11/52	Chicago	L 2-6	1952-53	See Home Opener		
1951-52	Oct. 13/51	Chicago	L 1-3	1951-52	See Home Opener		
1950-51	Oct. 14/50	Chicago	L 1-2	1950-51	See Home Opener		

* Denotes afternoon game

OPENING NIGHT HISTORY

HOME OPENERS				SEASON OPENERS			
SEASON	DATE	OPPOSITION	RESULT	SEASON	DATE	OPPOSITION	RESULT
1949-50	Oct. 15/49	Chicago	T 4-4	1949-50	See Home Opener		
1948-49	Oct. 16/48	Boston	L 1-4	1948-49	See Home Opener		
1947-48	Oct. 18/47	Detroit	T 2-2	1947-48	See Home Opener		
1946-47	Oct. 19/46	Detroit	W 6-3	1946-47	Oct. 16/46	at Detroit	T 3-3
1945-46	Oct. 27/45	Boston	T 1-1	1945-46	See Home Opener		
1944-45	Oct. 28/44	NY Rangers	W 2-1	1944-45	See Home Opener		
1943-44	Oct. 30/43	NY Rangers	W 5-2	1943-44	See Home Opener		
1942-43	Oct. 31/42	NY Rangers	W 7-2	1942-43	See Home Opener		
1941-42	Nov. 1/41	NY Rangers	L 3-4	1941-42	See Home Opener		
1940-41	Nov. 2/40	NY Rangers	L 1-4	1940-41	See Home Opener		
1939-40	Nov. 4/39	Boston	W 5-0	1939-40	See Home Opener		
1938-39	Nov. 3/38	Boston	L 2-3	1938-39	See Home Opener		
1937-38	Nov. 4/37	Detroit	T 2-2	1937-38	See Home Opener		
1936-37	Nov. 5/36	Detroit	L 1-3	1936-37	See Home Opener		
1935-36	Nov. 9/35	NY Americans	T 5-5	1935-36	See Home Opener		
1934-35	Nov. 8/34	Boston	W 5-3	1934-35	See Home Opener		
1933-34	Nov. 9/33	Boston	W 6-1	1933-34	See Home Opener		
1932-33	Nov. 10/32	Boston	T 1-1	1932-33	See Home Opener		
1931-32	Nov. 12/31	Chicago	L 1-2	1931-32	See Home Opener		
1930-31	Nov. 13/30	NY Americans	T 0-0	1930-31	See Home Opener		
1929-30	Nov. 14/29	Chicago	T 2-2	1929-30	See Home Opener		
1928-29	Nov. 15/28	Chicago	W 2-0	1928-29	See Home Opener		
1927-28	Nov. 15/27	NY Rangers	L 2-4	1927-28	See Home Opener		
1926-27	Nov. 20/26	NY Rangers	L 1-5	1926-27	Nov. 17/26	at Chicago	L 1-4
1925-26	Nov. 28/25	Boston	L 2-3	1925-26	See Home Opener		
1924-25	Dec. 3/24	Boston	W 5-3	1924-25	Nov. 29/24	at Montreal	L 1-7
1923-24	Dec. 15/23	Montreal	W 2-1	1923-24	See Home Opener		
1922-23	Dec. 16/22	Montreal	W 7-2	1922-23	See Home Opener		
1921-22	Dec. 17/21	Montreal	W 5-2	1921-22	See Home Opener		
1920-21	Dec. 25/20	Montreal	W 5-4	1920-21	Dec. 22/20	at Ottawa	L 3-6
1919-20	Dec. 27/19	Quebec	W 7-4	1919-20	Dec. 23/19	at Ottawa	L 0-3
1918-19	Dec. 23/18	Montreal	L 3-4	1918-19	See Home Opener		
1917-18	Dec. 22/17	Ottawa	W 11-4	1917-18	Dec. 19/17	at Mtl. Wanderers	L 9-10

Overall record in home openers: 95 GP: 44-33-15-3

Overall record in season openers: 95 GP: 37-41-14-3



The 48th Highlanders

ALL-TIME HOME & ROAD RECORDS

	HOME	ROAD
2012/13	13-9-2	13-8-3 (Shortened Season)
2011/12	18-16-7	17-21-3
2010/11	18-15-8	19-19-3
2009/10	18-17-6	12-21-8
2008/09	16-16-9	18-19-4
2007/08	18-17-6	18-18-5
2006/07	21-15-5	19-16-6
2005/06	26-12-3	15-21-5
2004/05	Did not play due to work stoppage	
2003/04	22-14-3-2	** 23-10-7-1
2002/03	24-13-4-0	20-15-3-3
2001/02	24-11-6-0	19-14-4-4
2000/01	19-11-7-4	18-18-4-1
1999/00	24-12-5-0	21-15-2-3
1998/99	23-13-5	22-17-2
1997/98	16-20-5	14-23-4
1996/97	18-20-3	12-24-5
1995/96	19-15-7	15-21-5
1994/95	15-7-2	6-12-6 (Shortened Season)
1993/94	23-15-4	20-14-8
1992/93	25-11-6	19-18-5
1991/92	21-16-3	9-27-4
1990/91	15-21-4	8-25-7
1989/90	24-14-2	14-24-2
1988/89	15-20-5	13-26-1
1987/88	14-20-6	7-29-4
1986/87	22-14-4	10-28-2
1985/86	16-21-4	9-27-4
1984/85	10-28-2	10-24-6
1983/84	17-16-7	9-29-2
1982/83	20-15-5	8-25-7
1981/82	12-20-8	8-24-8
1980/81	14-21-5	14-16-10
1979/80	17-19-4	18-21-1
1978/79	20-12-8	14-21-5
1977/78	21-13-6	20-16-4
1976/77	18-13-9	15-19-6
1975/76	23-12-5	11-19-10
1974/75	19-12-9	12-21-7
1973/74	21-11-7	14-16-9
1972/73	20-12-7	7-29-3
1971/72	21-11-7	12-20-7
1970/71	24-9-6	13-24-2
1969/70	18-13-7	11-21-6
1968/69	20-8-10	15-18-5
1967/68	24-9-4	9-22-6
1966/67	21-8-6	11-19-5
1965/66	* 22-9-4	12-16-7
1964/65	17-15-3	13-11-11

* League-Best Mark (Based on Points Percentage)
 ** Franchise-Best Mark (Based on Points Percentage)

1917-1921 seasons were played in two halves with no combined standing at end.

	HOME	ROAD
1963/64	22-7-6	11-18-6
1962/63	* 21-8-6	14-15-6
1961/62	25-5-5	12-17-6
1960/61	21-6-8	* 18-13-4
1959/60	20-9-6	15-17-3
1958/59	17-13-5	10-19-6
1957/58	12-16-7	9-22-4
1956/57	12-16-7	9-18-8
1955/56	19-10-6	5-23-7
1954/55	14-10-11	10-14-11
1953/54	22-6-7	10-18-7
1952/53	17-12-6	10-18-7
1951/52	17-10-8	12-15-8
1950/51	22-8-5	19-8-8
1949/50	18-9-8	13-18-4
1948/49	12-8-10	10-17-3
1947/48	* 22-3-5	10-12-8
1946/47	* 20-8-2	11-11-8
1945/46	10-13-2	9-11-5
1944/45	13-9-3	11-13-1
1943/44	13-11-1	10-12-3
1942/43	17-6-2	5-13-7
1941/42	* 18-6-0	9-12-3
1940/41	* 16-5-3	12-9-3
1939/40	15-13-6	10-14-0
1938/39	13-8-3	6-12-6
1937/38	13-6-5	11-9-4
1936/37	14-9-1	8-12-4
1935/36	* 15-4-5	8-15-1
1934/35	16-6-2	* 14-8-2
1933/34	** 19-2-3	7-11-6
1932/33	16-4-4	8-14-2
1931/32	* 17-4-3	6-14-4
1930/31	15-4-3	7-9-6
1929/30	10-8-4	7-13-2
1928/29	* 15-5-2	6-13-3
1927/28	9-8-5	9-10-3
1926/27	10-10-2	5-14-3
1925/26	11-5-2	1-16-1
1924/25	10-5-0	* 9-6-0
1923/24	7-5-0	3-9-0
1922/23	10-1-1	3-9-0
1921/22	8-4-0	* 5-6-1
1920/21	* 9-3-0	* 6-6-0
1919/20	8-4-0	4-8-0
1918/19	5-4-0	0-9-0
1917/18	* 10-1-0	3-8-0

LEADERSHIP

COACHES	YEARS	GAMES	RECORD	POINTS	PTS %
Dick Carroll (Arenas)	1917-19	40	18W-22L-0T	36	.450
Frank Heffernan (St. Pats)	1919-20	12	5W-7L-0T	10	.417
Harvey Sproule (St. Pats)	1920	12	7W-5L-0T	14	.583
Frank Carroll (St. Pats)	1920-21	24	15W-9L-0T	30	.625
George O'Donoghue (St. Pats)	1921-22	29	15W-13L-1T	31	.534
Charles Querrie (St. Pats)	1922-24, 1926-27	72	29W-38L-5T	63	.438
Eddie Powers (St. Pats)	1924-26	66	31W-32L-3T	65	.492
Mike Rodden (St. Pats)	1927	2	0W-2L-0T	0	.000
Alex Romeril	1927	13	7W-5L-1T	15	.577
Conn Smythe	1927-30, 1931	135	58W-57L-20T	136	.504
Art Duncan	1930-31	47	21W-16L-10T	52	.553
Dick Irvin	1931-40	426	215W-152L-59T	489	.574
Hap Day	1940-50	546	259W-206L-81T	599	.549%
Joe Primeau	1950-53	210	97W-71L-42T	236	.562%
King Clancy	1953-56, 66-67, 71-72	210	80W-81L-49T	205	.498%
Howie Meeker	1956-57	70	21W-34L-15T	57	.407%
Billy Reay	1957-59	90	26W-50L-14T	66	.367%
Punch Imlach	1959-69, 79-80	770	370W-275L-125T	855	.563%
John McLellan	1969-73	310	126W-139L-45T	297	.479%
Red Kelly	1973-77	318	133W-123L-62T	328	.516%
Roger Neilson	1977-79	160	75W-62L-23T	173	.541%
Floyd Smith	1979-80	68	30W-33L-5T	65	.478%
Joe Crozier	1980-81	40	13W-22L-5T	31	.388%
Mike Nykoluk	1981-84	280	89W-144L-47T	225	.402%
Dan Maloney	1984-86	160	45W-100L-15T	105	.328%
John Brophy	1986-88	193	64W-111L-18T	146	.378%
George Armstrong	1988-89	47	17W-26L-4T	38	.404%
Doug Carpenter	1989-90	91	39W-47L-5T	83	.456%
Tom Watt	1990-92	149	52W-80L-17T	121	.406%
Pat Burns	1992-96	281	133W-107L-41T	307	.546%
Nick Beverley	1996	17	9W-6L-2T	20	.588%
Mike Murphy	1996-98	164	60W-87L-17T	137	.418%
Pat Quinn	1998-2006	574	300W-196L-52T-26OT	678	.591%
Paul Maurice	2006-08	164	76W-66W-22OL	174	.530%
Ron Wilson	2008-12	310	130W-135L-45OL	305	.492%
Randy Carlyle	2012-present	66	32W-26L-8OL	72	.545%

- Dick Duff was 0-2 and Punch Imlach was 5-5 in 1979-80.
 - King Clancy was 9-3-3 in 1971-72.
 - King Clancy was 7-1-2 in 1966-67.
 - Art Duncan was 0-3-2 and Conn Smyth was 1-0-0 in 1931-32.
 - Conn Smythe was 1-0-1 in 1930-31.

GENERAL MANAGERS	YEARS	GAMES	RECORD	POINTS	PTS %
Charles Querrie (Arenas/St. Pats)	1917-27	255	120W-126L-9T	249	.488%
Conn Smythe	1927-57	1665	774W-617L-274T	1822	.547%
Hap Day	1955-57	140	45W-67L-28T	118	.321%
Howie Meeker*	1957	0	0W-0L-0T	0	.000%
Punch Imlach	1958-69, 1979-81	951	433W-359L-159T	1025	.539%
Jim Gregory	1969-79	788	334W-324L-130T	798	.506%
Gerry McNamara**	1981-88	535	166W-302L-67T	399	.373%
Gord Stellick	1988-89	80	28W-46L-6T	62	.388%
Floyd Smith	1989-91	160	61W-84L-15T	137	.428%
Cliff Fletcher	1991-97, 2008	164	75W-73L-16T	166	.506%
Ken Dryden	1997-99	328	169W-109L-35T-150T	388	.591%
Pat Quinn	1999-2003	295	145W-110L-10T-30OL	330	.559%
John Ferguson	2003-08	515	226W-222L-58T-90L	519	.504%
Brian Burke	2008-13	306	129W-135L-42OL	300	.490%
David Nonis	2012-present	48	26W-17L-5OL	57	.594%

* Fired before start of season
 **6-18-1 under the committee of John Brophy, Dick Duff and Gord Stellick in 1987-88.

HISTORY OF THE TORONTO MAPLE LEAFS CAPTAINCY

Bert Corbeau	1927	Ted Kennedy	1948-49 to 1954-55	Rob Ramage	1989-90 to 1990-91
Hap Day	1927-28 to 1936-37	Sid Smith	1955-56	Wendel Clark	1991-92 to 1993-94
Charlie Conacher	1937-38	Ted Kennedy & Jim Thomson ..	1956-57	Doug Gilmour	1994-95 to 1996-97
Red Horner	1938-39 to 1939-40	George Armstrong	1957-58 to 1968-69	Mats Sundin	1997-98 to 2007-08
Syl Apps	1940-41 to 1942-43	Dave Keon	1969-70 to 1974-75	Dion Phaneuf	2010-11 to Present
Bob Davidson ..	1943-44 to 1944-45	Darryl Sittler	1975-76 to 1980-81		
Syl Apps	1945-46 to 1947-48	Rick Vaive	1981-82 to 1985-86		



1917-18 TORONTO ARENAS



(13-9-0 / 26 points / *2nd & 1st in NHL)

GENERAL MANAGER: Charles Querrie

HEAD COACH: Dick Carroll

PLAYER	POS	GP	G	A	PTS	PIM
Reg Noble	C/D	20	30	10	40	35
Corb Denneny	C	21	20	9	29	14
Harry Cameron	D	21	17	10	27	28
Harry Meeking	L	21	10	9	19	28
Alf Skinner	R	20	13	5	18	28
Ken Randall	R/D	21	12	2	14	96
Harry Mummery	D	18	3	3	6	41
Rusty Crawford	L	8	1	2	3	51
Jack Coughlin	R	5	2	0	2	3
Jack Adams	C	8	0	0	0	31
Art Brooks	G	4	0	0	0	0
Sammy Hebert	G	2	0	0	0	0
Hap Holmes	G	16	0	0	0	0
Jack Marks	L/D	5	0	0	0	0

PLAYER	POS	GP	W	L	T/O	GA	GAA	SO	PIM	MIN
Hap Holmes	G	16	9	7	0	76	4.73	0	0	965
Art Brooks	G	4	2	2	0	23	6.27	0	0	220
Sammy Hebert	G	2	1	0	0	10	7.50	0	0	80

HOME ARENA

**Arena Gardens (Capacity: 7,500)

PLAYOFF RESULT

Won Stanley Cup (See page 402 for more information)

UNIFORM



*From 1917-18 to 1920-21, season played in two halves with no combined standing at end.

**Name changed to Mutual Street Arena in 1938.

***From 1917-18 to 1920-21, games that were tied after regulation were decided in sudden-death overtime. There were no ties.



Harry "Hap" Holmes



1918-19 TORONTO ARENAS

(5-13-0 / 10 points / 3rd & 3rd in NHL)

GENERAL MANAGER: Charles Querrie

HEAD COACH: Dick Carroll

PLAYER	POS	GP	G	A	PTS	PIM
Alf Skinner	R	17	12	4	16	26
Reg Noble	C/D	17	10	5	15	35
Ken Randall	R/D	14	8	6	14	27
Corb Denneny	C	16	8	3	11	15
Rusty Crawford	L	18	7	4	11	51
Harry Meeking	L	14	7	3	10	32
Harry Cameron	D	7	6	2	8	9
Jack Adams	C	17	3	3	6	35
Harry Mummery	D	13	2	0	2	30
Hap Holmes	G	2	0	0	0	0
Paul Jacobs	D	1	0	0	0	0
Bert Lindsay	G	16	0	0	0	0
Dave Ritchie	D	4	0	0	0	9

PLAYER	POS	GP	W	L	T/O	GA	GAA	SO	PIM	MIN
Bert Lindsay	G	16	5	11	0	83	4.99	0	0	998
Hap Holmes	G	2	0	2	0	9	4.50	0	0	120

HOME ARENA

Arena Gardens (Capacity: 7,500)

PLAYOFF RESULT

Out of Playoffs

UNIFORM



Arena Gardens / Mutual Street Arena

(12-12-0 / 24 Points / 3rd & 2nd in NHL)

GENERAL MANAGER: Charles Querrie**HEAD COACH:** Frank Heffernan (5-7), Harvey Sproule (7-5)

PLAYER	POS	GP	G	A	PTS	PIM
Corb Denneny	C	24	24	12	36	20
Reg Noble	C/D	24	24	9	33	52
Cully Wilson	R	23	20	6	26	86
Ken Randall	R/D	22	10	8	18	42
Babe Dye	R	23	11	3	14	10
Goldie Prodger	F/D	16	8	6	14	4
Mickey Roach	C	21	11	2	13	4
Joe Matte	D	17	8	3	11	19
Harry Cameron	D	7	3	0	3	6
Frank Heffernan	D	19	0	1	1	10
Jake Forbes	G	5	0	0	0	0
Howard Lockhart	G	7	0	0	0	0
Mike Mitchell	G	16	0	0	0	0

PLAYER	POS	GP	W	L	T/O	GA	GAA	SO	PIM	MIN
Mike Mitchell	G	16	6	7	0	60	4.34	0	0	830
Howard Lockhart	G	7	4	2	0	25	4.84	0	0	310
Jake Forbes	G	5	2	3	0	21	4.20	0	0	300

HOME ARENA

Arena Gardens (Capacity: 7,500)

PLAYOFF RESULT

Out of Playoffs

UNIFORM

*Team name changed from Arenas to St. Patricks prior to start of season.



Reg Noble

(15-9-0 / 30 Points / 2nd & 1st in NHL)

GENERAL MANAGER: Charles Querrie**HEAD COACH:** Frank Carroll

PLAYER	POS	GP	G	A	PTS	PIM
Babe Dye	R	23	33	5	38	32
Reg Noble	C/D	24	19	8	27	54
Harry Cameron	D	24	18	9	27	35
Corb Denneny	C	20	19	7	26	29
Ken Randall	R/D	22	6	5	11	74
Sprague Cleghorn	D	13	3	5	8	31
Cully Wilson	R	8	2	3	5	22
Rod Smylie	L/R	23	2	1	3	2
Billy Stuart	D	19	2	1	3	4
Mickey Roach	C	9	1	1	2	2
Jake Forbes	G	20	0	0	0	0
Jack McDonald	L	6	0	0	0	2
Mike Mitchell	G	4	0	0	0	0

PLAYER	POS	GP	W	L	T/O	GA	GAA	SO	PIM	MIN
Jake Forbes	G	20	13	7	0	78	3.83	0	0	1221
Mike Mitchell	G	4	2	2	0	22	5.50	0	0	240

HOME ARENA


Arena Gardens (Capacity: 7,500)

PLAYOFF RESULT

Lost NHL Final

UNIFORM

GP	DATE	OPPONENT	RESULT
1	Dec 22	@ Ottawa	3-6 L
2	Dec 25	Montreal	5-4 W
3	Dec 29	Ottawa	1-8 L
4	Jan 3	@ Hamilton	5-4 W
5	Jan 8	Hamilton	2-3 L (OT)
6	Jan 12	@ Hamilton	4-2 W
7	Jan 15	Ottawa	2-5 L
8	Jan 17	@ Montreal	5-9 L
9	Jan 19	Montreal	7-2 W
10	Jan 22	@ Ottawa	5-4 W (OT)
11	Jan 26	Hamilton	10-3 W
12	Jan 29	@ Montreal	2-4 L
13	Feb 2	@ Ottawa	3-4 L
14	Feb 5	Montreal	10-6 W
15	Feb 9	@ Montreal	5-3 W
16	Feb 12	@ Hamilton	6-4 W
17	Feb 16	Ottawa	4-3 W
18	Feb 19	Hamilton	5-4 W
19	Feb 23	@ Hamilton	4-7 L
20	Feb 26	Ottawa	4-2 W
21	Feb 28	@ Montreal	0-4 L
22	Mar 2	@ Ottawa	3-2 W
23	Mar 5	Hamilton	4-3 W (OT)
24	Mar 7	Montreal	6-4 W



Corb Denneny



(13-10-1 / 27 Points / 2nd in NHL)

GENERAL MANAGER: Charles Querrie**HEAD COACH:** George O'Donoghue

PLAYER	POS	GP	G	A	PTS	PIM
Babe Dye	R	24	31	7	38	39
Harry Cameron	D	24	18	17	35	22
Corb Denny	C	24	19	9	28	28
Reg Noble	C/D	24	17	11	28	19
Ken Randall	R/D	24	10	6	16	32
Billy Stuart	D	24	3	7	10	16
Lloyd Andrews	L	11	0	0	0	0
Stan Jackson	L	1	0	0	0	0
Mike Mitchell	G	2	0	0	0	0
Paddy Nolan	L/D	2	0	0	0	0
John Ross Roach	G	22	0	0	0	0
Glenn Smith	D	9	0	0	0	0
Rod Smylie	L/R	20	0	0	0	2
Ted Stackhouse	D	13	0	0	0	2

PLAYER	POS	GP	W	L	T/O	GA	GAA	SO	PIM	MIN
John Ross Roach	G	22	11	10	1	91	4.07	0	0	1340
Mike Mitchell	G	2	2	0	0	6	3.00	0	0	120

HOME ARENA

Arena Gardens (Capacity: 7,500)

PLAYOFF RESULT

Won Stanley Cup (See page 402 for more information)

UNIFORM

*From 1921-22 to 1926-27, sudden-death overtime was limited to 20 minutes.



John Ross Roach

(13-10-1 / 27 Points / 3rd in NHL)

GENERAL MANAGER: Charles Querrie**HEAD COACH:** George O'Donoghue (2-3-0),
Charles Querrie (11-7-1)

PLAYER	POS	GP	G	A	PTS	PIM
Babe Dye	R	22	26	11	37	19
Jack Adams	C	23	19	9	28	64
Reg Noble	C/D	24	12	11	23	47
Harry Cameron	D	22	9	7	16	27
Billy Stuart	D	23	7	3	10	16
Lloyd Andrews	L	23	5	4	9	10
Ken Randall	R/D	24	3	5	8	58
Corb Denny	C	1	1	0	1	0
Gerry Denoird	C	17	0	1	1	0
John Ross Roach	G	24	0	0	0	0
Ganton Scott	R	17	0	0	0	0
Rod Smylie	L/R	2	0	0	0	0

PLAYER	POS	GP	W	L	T/O	GA	GAA	SO	PIM	MIN
John Ross Roach	G	24	13	10	1	88	3.59	1	0	1469

HOME ARENA

Arena Gardens (Capacity: 7,500)

PLAYOFF RESULT

Out of Playoffs

UNIFORM**PATCH**1922-23
Worlds Champions

GP	DATE	OPPONENT	RESULT
1	Dec 16	Montreal	7-2 W
2	Dec 20	@ Ottawa	2-7 L
3	Dec 23	Hamilton	9-4 W
4	Dec 27	@ Hamilton	6-9 L
5	Dec 30	@ Montreal	2-8 L
6	Jan 3	Ottawa	3-2 W (OT)
7	Jan 6	@ Ottawa	1-2 L
8	Jan 10	@ Hamilton	7-6 W (OT)
9	Jan 13	Montreal	2-2 T
10	Jan 17	Hamilton	2-5 L
11	Jan 20	@ Montreal	1-3 L
12	Jan 24	Ottawa	2-1 W (OT)
13	Jan 27	Montreal	4-2 W
14	Jan 31	@ Ottawa	1-2 L
15	Feb 3	Hamilton	6-5 W
16	Feb 7	@ Hamilton	4-2 W
17	Feb 10	@ Montreal	3-5 L
18	Feb 14	Ottawa	6-4 W
19	Feb 17	@ Hamilton	3-2 W
20	Feb 21	@ Ottawa	1-6 L
21	Feb 24	Montreal	4-3 W
22	Feb 28	@ Montreal	0-3 L
23	Mar 3	Hamilton	4-3 W
24	Mar 5	Ottawa	2-0 W

Did you
Know...

The St. Patricks game on February 14, 1923 against the Ottawa Senators at Arena Gardens marked the first ever NHL radio broadcast. The third period was broadcast live on the Toronto Star's CFCA radio station. The play-by-play was called by Norman Albert, a colleague of legendary broadcaster Foster Hewitt. Hewitt's first broadcast was likely a game on February 16, 1923 between the Toronto Argonaut Rowing Club and the Kitchener Greenshirts at Arena Gardens. Albert is known to have broadcast only three games, all in 1923.



Foster Hewitt



1923-24 TORONTO ST. PATRICKS

(10-14-0 / 20 Points / 3rd in NHL)

GENERAL MANAGER: Charles Querrie

HEAD COACH: Charles Querrie

PLAYER	POS	GP	G	A	PTS	PIM
Babe Dye	R	19	16	3	19	23
Jack Adams	C	22	14	4	18	51
Reg Noble	C/D	24	12	5	17	79
Bert Corbeau	D	24	8	6	14	55
Billy Stuart	D	24	4	3	7	22
Amos Arbour	L	21	1	3	4	4
Lloyd Andrews	L	12	2	1	3	0
Stan Jackson	L	22	1	1	2	6
Albert Holway	D	5	1	0	1	0
George Carey	R	4	0	0	0	0
Howard Lockhart	G	1	0	0	0	0
Wilf Loughlin	D/L	14	0	0	0	2
John Ross Roach	G	23	0	0	0	0
Ganton Scott	R	4	0	0	0	0
Chris Speyer	D	3	0	0	0	0

PLAYER	POS	GP	W	L	T/O	GA	GAA	SO	PIM	MIN
John Ross Roach	G	23	10	13	0	80	3.48	1	0	1380
Howard Lockhart	G	1	0	1	0	5	5.00	0	0	60


HOME ARENA

Arena Gardens (Capacity: 7,500)

PLAYOFF RESULT

Out of Playoffs

UNIFORM



Cecil "Babe" Dye

GP	DATE	OPPONENT	RESULT
1	Dec 15	Montreal	2-1 W
2	Dec 19	@ Ottawa	2-5 L
3	Dec 22	Hamilton	5-2 W
4	Dec 26	@ Hamilton	2-1 W
5	Dec 29	@ Montreal	0-3 L
6	Jan 2	Ottawa	3-4 L
7	Jan 5	@ Ottawa	3-7 L
8	Jan 9	@ Hamilton	3-5 L
9	Jan 12	Montreal	5-3 W
10	Jan 16	Hamilton	3-1 W
11	Jan 19	@ Montreal	2-0 W
12	Jan 23	Ottawa	1-5 L
13	Jan 26	Montreal	2-1 W
14	Jan 30	@ Ottawa	2-7 L
15	Feb 2	Hamilton	2-4 L
16	Feb 6	@ Hamilton	4-6 L
17	Feb 9	@ Montreal	3-5 L
18	Feb 13	Ottawa	4-2 W
19	Feb 16	@ Ottawa	2-1 W
20	Feb 20	@ Hamilton	1-3 L
21	Feb 23	Hamilton	2-1 W
22	Feb 27	@ Montreal	1-6 L
23	Mar 1	Montreal	1-4 L
24	Mar 5	Ottawa	4-8 L



1924-25 TORONTO ST. PATRICKS

(19-11-0 / 38 Points / 2nd in NHL)

GENERAL MANAGER: Charles Querrie

HEAD COACH: Eddie Powers

PLAYER	POS	GP	G	A	PTS	PIM
Babe Dye	R	29	38	8	46	41
Jack Adams	C	27	21	10	31	67
Hap Day	D	26	10	12	22	33
Bert McCaffrey	R/D	30	10	6	16	12
Bert Corbeau	D	30	4	6	10	74
Albert Holway	D	25	2	2	4	20
Mike Neville	C	13	1	2	3	4
Lloyd Andrews	L	7	1	0	1	0
Alvin Fisher	R	9	1	0	1	4
Reg Noble	C/D	3	1	0	1	8
Reg Reid	L	27	1	0	1	2
Rod Smylie	L/R	11	1	0	1	0
Billy Stuart	D	4	0	1	1	2
Charlie Cotch	L	5	0	0	0	0
Stan Jackson	L	3	0	0	0	7
John Ross Roach	G	30	0	0	0	0
Chris Speyer	D	2	0	0	0	0

PLAYER	POS	GP	W	L	T/O	GA	GAA	SO	PIM	MIN
John Ross Roach	G	30	19	11	0	84	2.80	1	0	1800

HOME ARENA

Arena Gardens (Capacity: 7,500)

PLAYOFF RESULT

Lost NHL Semi-Final

UNIFORM



GP	DATE	OPPONENT	RESULT
1	Nov 29	@ Mtl. Canadiens	1-7 L
2	Dec 3	Boston	5-3 W
3	Dec 5	Hamilton	3-10 L
4	Dec 10	@ Ottawa	6-3 W
5	Dec 13	Mtl. Maroons	1-3 L
6	Dec 17	Mtl. Canadiens	2-5 L
7	Dec 22	@ Boston	10-1 W
8	Dec 25	@ Hamilton	1-8 L
9	Dec 27	Ottawa	3-4 L
10	Jan 1	@ Mtl. Maroons	2-1 W
11	Jan 3	Mtl. Canadiens	1-3 L
12	Jan 5	@ Boston	3-2 W
13	Jan 10	Hamilton	3-1 W
14	Jan 14	Ottawa	3-2 W
15	Jan 17	@ Mtl. Maroons	1-2 L
16	Jan 21	@ Mtl. Canadiens	4-2 W
17	Jan 24	Boston	4-3 W
18	Jan 28	@ Hamilton	0-4 L
19	Jan 31	@ Ottawa	2-1 W
20	Feb 4	Mtl. Maroons	3-2 W
21	Feb 7	Mtl. Canadiens	5-4 W
22	Feb 10	@ Boston	5-1 W
23	Feb 14	Hamilton	3-1 W
24	Feb 18	Ottawa	4-2 W
25	Feb 21	@ Mtl. Maroons	2-1 W
26	Feb 25	@ Mtl. Canadiens	3-1 W
27	Feb 28	Boston	5-1 W
28	Mar 4	@ Hamilton	2-3 L
29	Mar 7	@ Ottawa	0-3 L
30	Mar 9	Mtl. Maroons	3-0 W

(12-21-3 / 27 Points / 6th in NHL)

GENERAL MANAGER: Charles Querrie**HEAD COACH:** Eddie Powers

PLAYER	POS	GP	G	A	PTS	PIM
Jack Adams	C	36	21	5	26	52
Babe Dye	R	31	18	5	23	26
Bert McCaffrey	R/D	36	14	7	21	42
Pete Bellefeuille	R	36	14	2	16	22
Hap Day	D	36	14	2	16	26
Bert Corbeau	D	36	5	5	10	121
Mike Neville	C	33	3	3	6	8
Norm Shay	D/R	22	3	1	4	18
Francis Cain	D	23	0	0	0	8
Albert Holway	D	12	0	0	0	0
Gerry Munro	D	4	0	0	0	0
Reg Reid	L	12	0	0	0	2
John Ross Roach	G	36	0	0	0	0
Rod Smylie	L/R	5	0	0	0	0
Gordon Spence	L	3	0	0	0	0

PLAYER	POS	GP	W	L	T/O	GA	GAA	SO	PIM	MIN
John Ross Roach	G	36	12	21	3	114	3.07	2	0	2231

HOME ARENA

Arena Gardens (Capacity: 7,500)

PLAYOFF RESULT

Out of Playoffs

UNIFORM

Bert Corbeau

GP	DATE	OPPONENT	RESULT
1	Nov 28	Boston	2-3 L
2	Dec 1	@ Mtl. Maroons	2-4 L
3	Dec 5	NY Americans	5-3 W
4	Dec 9	@ Pit. Pirates	3-6 L
5	Dec 12	Mtl. Canadiens	4-0 W
6	Dec 19	Pit. Pirates	1-1 T
7	Dec 23	@ Ottawa	2-4 L
8	Dec 26	Mtl. Maroons	0-2 L
9	Dec 29	@ Boston	0-3 L
10	Dec 30	@ NY Americans	1-2 L (OT)
11	Jan 1	Ottawa	3-0 W
12	Jan 5	@ Mtl. Canadiens	4-5 L
13	Jan 9	Boston	3-2 W
14	Jan 12	@ Mtl. Maroons	2-5 L
15	Jan 15	NY Americans	4-3 W
16	Jan 21	@ Pit. Pirates	4-5 L
17	Jan 23	Mtl. Canadiens	6-2 W
18	Jan 26	@ Mtl. Canadiens	3-6 L
19	Jan 29	Pit. Pirates	3-2 W
20	Feb 2	@ Boston	2-3 L
21	Feb 3	@ NY Americans	1-1 T
22	Feb 6	Ottawa	4-1 W
23	Feb 9	Mtl. Maroons	3-5 L
24	Feb 11	@ Ottawa	1-2 L
25	Feb 13	Boston	4-7 L
26	Feb 16	@ NY Americans	3-2 W
27	Feb 18	@ Mtl. Maroons	2-5 L
28	Feb 20	Pit. Pirates	3-1 W
29	Feb 22	@ Boston	1-2 L (OT)
30	Feb 27	Mtl. Maroons	3-4 L
31	Mar 4	@ Pit. Pirates	2-7 L
32	Mar 6	NY Americans	4-2 W
33	Mar 11	Mtl. Canadiens	5-3 W
34	Mar 13	Ottawa	1-1 T
35	Mar 16	@ Mtl. Canadiens	1-6 L
36	Mar 17	@ Ottawa	0-4 L

(15-24-5 / 35 Points / 5th in Canadian Division)

GENERAL MANAGER: Charles Querrie (Nov. 17 - Feb. 10),
None (Feb. 12 - Mar. 26)**HEAD COACH:** Charles Querrie (8-17-4), Mike Rodden (0-2-0),
Alex Romeril (7-5-1)**CAPTAIN:** Bert Corbeau

PLAYER	POS	GP	G	A	PTS	PIM
Ace Bailey	R	42	15	13	28	82
Bill Carson	C	40	16	6	22	41
Hap Day	D	44	11	5	16	50
Butch Keeling	L	30	11	2	13	29
Bert McCaffrey	R/D	43	5	5	10	43
Bill Brydage	D	41	6	3	9	76
Corb Denny	C	29	7	1	8	24
George Patterson	L/R	17	4	2	6	17
Bert Corbeau	D	41	1	2	3	88
Harold Halderson	D	25	1	2	3	36
Lloyd Gross	L	6	1	1	2	0
Leo Bourgeault	D	22	1	0	1	44
Danny Cox	L	14	0	1	1	4
Pete Bellefeuille	R	13	0	0	0	12
Al Pudas	L/R	4	0	0	0	0
John Ross Roach	G	44	0	0	0	0
Jesse Spring	D	2	0	0	0	0
Carl Voss	C	12	0	0	0	0

PLAYER	POS	GP	W	L	T/O	GA	GAA	SO	PIM	MIN
John Ross Roach	G	44	15	24	5	94	2.04	4	0	2764

HOME ARENA

Arena Gardens (Capacity: 7,500)

PLAYOFF RESULT

Out of Playoffs

UNIFORM

NOV. - FEB. 16



FEB. 17 - MAR.

*Team name changed from St. Patricks to Maple Leafs (February 14, 1927).
First Maple Leafs game played February 17 vs. New York Americans.Did you
Know...

George Patterson (pictured) scored the first goal for the newly named 'Toronto Maple Leafs' on February 17, 1927 versus the New York Americans. Ace Bailey scored twice in the game, including the winning goal, as the Maple Leafs registered a 4-1 win.





1927-28

(18-18-8 / 44 Points / 4th in Canadian Division)

GENERAL MANAGER: Conn Smythe**HEAD COACH:** Conn Smythe**CAPTAIN:** Hap Day

PLAYER	POS	GP	G	A	PTS	PIM
Bill Carson	C	32	20	6	26	36
Hap Day	D	22	9	8	17	48
Butch Keeling	L	43	10	6	16	52
Danny Cox	L	41	9	6	15	27
Ace Bailey	R	43	9	3	12	72
Art Duncan	D	43	7	5	12	97
Gerry Lowrey	L	25	6	5	11	29
Eddie Rodden	C	25	3	6	9	36
Jimmy Herberts	C/R	31	7	1	8	40
Art Smith	D	15	5	3	8	22
Bert McCaffrey	R/D	9	1	1	2	9
Beattie Ramsay	D	43	0	2	2	10
George Patterson	L/R	12	1	0	1	14
Ed Gorman	D	19	0	1	1	30
Joe Ironstone	G	1	0	0	0	0
Joe Primeau	C	2	0	0	0	0
John Ross Roach	G	43	0	0	0	0

PLAYER	POS	GP	W	L	T/O	GA	GAA	SO	PIM	MIN
John Ross Roach	G	43	18	18	7	88	1.96	4	0	2690
Joe Ironstone	G	1	0	0	1	0	0.00	1	0	70

HOME ARENA

Arena Gardens (Capacity: 7,500)

PLAYOFF RESULT

Out of Playoffs

UNIFORMS

HOME




AWAY



*In 1927-28, 10 minutes of sudden-death overtime was played in games that were tied after regulation.

Did you Know...



Prior to the 1927-28 season, the Maple Leafs, aside from changing its colours from green and white to blue and white, introduced two sweaters to be worn during home and away games. The Leafs were the first NHL team to introduce this concept, while other clubs didn't have two sweaters until the early 1930's or later.

In Photos: Ace Bailey poses in the blue (left) and white (right) sweaters worn by the Maple Leafs in the late 1920's.



1928-29

(21-18-5 / 47 Points / 3rd in Canadian Division)

GENERAL MANAGER: Conn Smythe**HEAD COACH:** Conn Smythe**CAPTAIN:** Hap Day

PLAYER	POS	GP	G	A	PTS	PIM
Ace Bailey	R	44	22	10	32	78
Andy Blair	C	44	12	15	27	41
Danny Cox	L	42	12	7	19	14
Gerry Lowrey	L	32	3	11	14	24
Bill Carson	C	24	7	6	13	45
George Horne	R	39	9	3	12	32
Hap Day	D	44	6	6	12	84
Art Duncan	D	39	4	4	8	53
Eric Pettinger	L/C	25	3	3	6	24
Art Smith	D	43	5	0	5	91
Baldy Cotton	L	11	1	2	3	8
Jack Arbour	D	10	1	0	1	10
Joe Primeau	C	6	0	1	1	2
Lorne Chabot	G	43	0	0	0	2
Benny Grant	G	3	0	0	0	0
Alex Gray	R	7	0	0	0	2
Red Horner	D	22	0	0	0	30
Carl Voss	C	2	0	0	0	0

PLAYER	POS	GP	W	L	T/O	GA	GAA	SO	PIM	MIN
Lorne Chabot	G	44	20	17	5	65	1.52	10	2	2562
Benny Grant	G	5	1	1	0	4	1.54	0	0	156
Red Horner	D	1	0	0	0	0	0.00	0	30	2

HOME ARENA

Arena Gardens (Capacity: 7,500)

PLAYOFF RESULT

Lost Semi-Final

UNIFORMS

HOME



AWAY



*From 1928-29 to 1942-43, 10 minute overtime periods without the sudden-death provision were played in games that were tied after regulation.

**Game played in Fort Erie, ON.



Conn Smythe



1929-30

(17-21-6 / 40 Points / 4th in Canadian Division)

GENERAL MANAGER: Conn Smythe**HEAD COACH:** Conn Smythe**CAPTAIN:** Hap Day

PLAYER	POS	GP	G	A	PTS	PIM
Ace Bailey	R	43	22	21	43	69
Baldy Cotton	L	41	21	17	38	47
Charlie Conacher	R	38	20	9	29	48
Joe Primeau	C	43	5	21	26	22
Andy Blair	C	42	11	10	21	27
Hap Day	D	43	7	14	21	77
Busher Jackson	L	31	12	6	18	29
Eric Pettinger	L/C	43	4	9	13	40
Art Duncan	D	38	4	5	9	49
Red Horner	D	33	2	7	9	96
Art Smith	D	43	3	3	6	75
Danny Cox	L	18	1	4	5	18
Gord Brydson	C/R	8	2	0	2	8
Frank Nighbor	C	22	2	0	2	2
Lorne Chabot	G	42	0	0	0	0
Benny Grant	G	2	0	0	0	0
Cliff McBride	R/D	1	0	0	0	0

PLAYER	POS	GP	W	L	T/O	GA	GAA	SO	PIM	MIN
Lorne Chabot	G	42	16	20	6	113	2.59	6	0	2620
Benny Grant	G	2	1	1	0	11	5.08	0	0	130

HOME ARENA

Arena Gardens (Capacity: 7,500)

PLAYOFF RESULT

Out of Playoffs

UNIFORMS

Lorne Chabot

GP	DATE	OPPONENT	RESULT
1	Nov 14	Chicago	2-2 T
2	Nov 16	Boston	5-6 L
3	Nov 19	@ Pit. Pirates	5-10 L
4	Nov 21	@ Mtl. Canadiens	2-3 L (OT)
5	Nov 23	Ottawa	2-6 L
6	Nov 26	@ NY Rangers	4-3 W
7	Nov 30	Det. Cougars	1-0 W
8	Dec 3	NY Americans	6-0 W
9	Dec 5	@ Ottawa	2-9 L
10	Dec 7	Mtl. Canadiens	0-1 L
11	Dec 10	@ NY Americans	0-1 L
12	Dec 14	NY Rangers	7-6 W (OT)
13	Dec 15	@ Det. Cougars	3-5 L
14	Dec 17	@ Mtl. Maroons	1-3 L
15	Dec 21	Pit. Pirates	2-1 W (OT)
16	Dec 25	@ Boston	2-6 L
17	Dec 29	@ Chicago	4-3 W
18	Jan 1	Mtl. Maroons	5-3 W
19	Jan 4	Mtl. Canadiens	4-3 W
20	Jan 7	@ NY Americans	1-1 T
21	Jan 9	Ottawa	4-0 W
22	Jan 14	@ Mtl. Maroons	1-1 T
23	Jan 16	@ Ottawa	1-2 L
24	Jan 18	NY Americans	4-1 W
25	Jan 25	Det. Cougars	1-2 L
26	Jan 30	Mtl. Maroons	0-3 L
27	Feb 1	Chicago	6-0 W
28	Feb 4	@ Mtl. Canadiens	1-3 L
29	Feb 6	Mtl. Canadiens	3-3 T
30	Feb 9	@ NY Americans	3-2 W
31	Feb 11	@ Boston	5-6 L (OT)
32	Feb 15	Boston	3-5 L
33	Feb 18	@ NY Rangers	5-1 W
34	Feb 20	@ Pit. Pirates	4-0 W
35	Feb 22	Ottawa	0-1 L
36	Feb 25	@ Ottawa	0-2 L (OT)
37	Feb 27	@ Mtl. Canadiens	2-6 L
38	Mar 1	NY Rangers	3-3 T
39	Mar 4	NY Americans	1-1 T
40	Mar 8	Mtl. Maroons	2-3 L
41	Mar 9	@ Det. Cougars	2-1 W
42	Mar 11	Pit. Pirates	3-2 W
43	Mar 15	@ Mtl. Maroons	3-0 W
44	Mar 18	@ Chicago	1-4 L



1930-31

(22-13-9 / 53 Points / 2nd in Canadian Division)

GENERAL MANAGER: Conn Smythe**HEAD COACH:** Conn Smythe (1-0-1), Art Duncan (21-13-8)**CAPTAIN:** Hap Day

PLAYER	POS	GP	G	A	PTS	PIM
Charlie Conacher	R	37	31	12	43	78
Ace Bailey	R	40	23	19	42	46
Joe Primeau	C	38	9	32	41	18
Busher Jackson	L	43	18	13	31	81
Baldy Cotton	L	43	12	17	29	45
King Clancy	D	44	7	14	21	63
Andy Blair	C	44	11	8	19	32
Hap Day	D	44	1	13	14	56
Red Horner	D	42	1	11	12	71
Bob Gracie	C/L	8	4	2	6	4
Rolly Huard	C	1	1	0	1	0
Alex Levinsky	D	8	0	1	1	2
Lorne Chabot	G	37	0	0	0	0
Art Duncan	D	2	0	0	0	0
Babe Dye	R	6	0	0	0	0
Benny Grant	G	7	0	0	0	0
Herb Hamel	R	2	0	0	0	4
Roger Jenkins	R/D	21	0	0	0	12

PLAYER	POS	GP	W	L	T/O	GA	GAA	SO	PIM	MIN
Lorne Chabot	G	37	21	8	8	80	2.09	6	0	2300
Benny Grant	G	7	1	5	1	19	2.65	2	0	430

HOME ARENA

Arena Gardens (Capacity: 7,500)

PLAYOFF RESULT

Lost Quarter-Final

UNIFORMS

The Kid Line: Charlie Conacher, Joe Primeau & Harvey "Busher" Jackson



1932-33

(24-18-6 / 54 Points / 1st in Canadian Division)

GENERAL MANAGER: Conn Smythe

HEAD COACH: Dick Irvin

CAPTAIN: Hap Day

PLAYER	POS	GP	G	A	PTS	PIM
Busher Jackson	L	48	27	17	44	43
Charlie Conacher	R	40	14	19	33	64
Joe Primeau	C	48	11	21	32	4
King Clancy	D	48	13	12	25	79
Bob Gracie	C/L	48	9	13	22	27
Baldy Cotton	L	48	10	11	21	29
Hap Day	D	47	6	14	20	46
Ace Bailey	R	47	10	8	18	52
Ken Doraty	F	38	5	11	16	16
Andy Blair	C	43	6	9	15	38
Bill Thoms	C	29	3	9	12	15
Red Horner	D	48	3	8	11	144
Alex Levinsky	D	48	1	4	5	61
Harold Darragh	L	19	1	2	3	0
Charlie Sands	C/R	3	0	3	3	0
Stew Adams	L	8	0	2	2	0
Dave Downie	C/R	11	0	1	1	2
Lorne Chabot	G	48	0	0	0	4

PLAYER	POS	GP	W	L	T/O	GA	GAA	SO	PIM	MIN
Lorne Chabot	G	48	24	18	6	111	2.26	5	4	2946
Charlie Conacher	R	2	0	0	0	0	0.00	0	64	4

HOME ARENA

Maple Leaf Gardens (Capacity: 12,473)

PLAYOFF RESULT

Lost Final

UNIFORMS



In the early 1930's, Maple Leaf Gardens became the first NHL arena to utilize a four-sided clock so that it was visible to patrons on all sides of the building. The score clock (pictured) weighed three and a half tons. Maple Leafs Gardens used three different score clocks during the Maple Leafs tenancy from 1931 to 1999.



1931-32



(23-18-7 / 53 Points / 2nd in Canadian Division)

GENERAL MANAGER: Conn Smythe

HEAD COACH: Art Duncan (0-3-2), Conn Smythe (1-0-0),

Dick Irvin (22-15-5)

CAPTAIN: Hap Day

PLAYER	POS	GP	G	A	PTS	PIM
Busher Jackson	L	48	28	25	53	63
Joe Primeau	C	46	13	37	50	25
Charlie Conacher	R	44	34	14	48	66
Andy Blair	C	48	9	14	23	35
Bob Gracie	C/L	48	13	8	21	29
Frank Finnigan	R	47	8	13	21	45
King Clancy	D	48	10	9	19	61
Baldy Cotton	L	48	5	13	18	41
Red Horner	D	42	7	9	16	97
Hap Day	D	47	7	8	15	33
Harold Darragh	L	48	5	10	15	6
Ace Bailey	R	41	8	5	13	62
Alex Levinsky	D	47	5	5	10	29
Earl Miller	L	15	3	3	6	10
Lorne Chabot	G	44	0	0	0	2
Benny Grant	G	5	0	0	0	0
Syd Howe	C/L	3	0	0	0	0
Fred Robertson	D	8	0	0	0	23

PLAYER	POS	GP	W	L	T/O	GA	GAA	SO	PIM	MIN
Lorne Chabot	G	44	22	16	6	106	2.36	4	2	2698
Benny Grant	G	5	1	2	1	18	3.38	1	0	320
King Clancy	D	1	0	0	0	1	60.00	0	61	1
Red Horner	D	1	0	0	0	1	60.00	0	97	1
Alex Levinsky	D	1	0	0	0	1	60.00	0	29	1

HOME ARENA

Maple Leaf Gardens (Capacity: 12,473)

PLAYOFF RESULT

Won Stanley Cup (See page 403 for more information)

UNIFORMS



*First game at Maple Leaf Gardens. (Opening night attendance: 13,542)



Opening night ceremonies at Maple Leaf Gardens.



1933-34

(26-13-9 / 61 Points / 1st in Canadian Division)

GENERAL MANAGER: Conn Smythe

HEAD COACH: Dick Irvin

CAPTAIN: Hap Day

PLAYER	POS	GP	G	A	PTS	PIM
Charlie Conacher	R	42	32	20	52	38
Joe Primeau	C	45	14	32	46	8
Busher Jackson	L	38	20	18	38	38
King Clancy	D	46	11	17	28	62
Bill Thoms	C	47	8	18	26	24
Andy Blair	C	47	14	9	23	35
Hec Kilrea	L	43	10	13	23	15
Baldy Cotton	L	47	8	14	22	46
Red Horner	D	40	11	10	21	146
Buzz Boll	L	42	12	8	20	21
Hap Day	D	48	9	10	19	35
Ken Doraty	F	34	9	10	19	6
Charlie Sands	C/R	45	8	8	16	2
Alex Levinsky	D	47	5	11	16	38
Ace Bailey	R	13	2	3	5	11
Jack Shill	C	7	0	1	1	0
George Hainsworth	G	48	0	0	0	0
Flash Hollett	D	4	0	0	0	4
Fred Robertson	D	2	0	0	0	0

PLAYER	POS	GP	W	L	T/O	GA	GAA	SO	PIM	MIN
George Hainsworth	G	48	26	13	9	119	2.37	3	0	3010

HOME ARENA

Maple Leaf Gardens (Capacity: 12,473)

PLAYOFF RESULT

Lost Semi-Final

UNIFORMS

HOME



AWAY



Did you Know...



On February 14, 1934, the Maple Leafs retired Ace Bailey's #6 prior to an All-Star game held in his honour at Maple Leafs Gardens. Bailey's career came to an abrupt end on December 12, 1933, when he was hit from behind by Eddie Shore of the Boston Bruins. It is believed that the retiring of Bailey's number was the first such time that a player's number was retired in any professional or collegiate team sport in North America. The All-Star benefit game raised \$20,909.40 for Bailey and his family. Thirteen years later, the NHL introduced an annual all-star game.



1934-35

(30-14-4 / 64 Points / 1st in Canadian Division)

GENERAL MANAGER: Conn Smythe

HEAD COACH: Dick Irvin

CAPTAIN: Hap Day

PLAYER	POS	GP	G	A	PTS	PIM
Charlie Conacher	R	47	36	21	57	24
Busher Jackson	L	42	22	22	44	27
Joe Primeau	C	37	10	20	30	16
Flash Hollett	D	48	10	16	26	38
Baldy Cotton	L	47	11	14	25	36
Hec Kilrea	L	46	11	13	24	16
Bill Thoms	C	47	9	13	22	15
King Clancy	D	47	5	16	21	53
Andy Blair	C	45	6	14	20	22
Pep Kelly	R	47	11	8	19	14
Buzz Boll	L	47	14	4	18	4
Red Horner	D	46	4	8	12	125
Hap Day	D	45	2	4	6	38
Ken Doraty	F	11	1	4	5	0
Nick Metz	L	18	2	2	4	4
Art Jackson	C	20	1	3	4	4
Frank Finnigan	R	11	2	0	2	2
Bob Davidson	L	5	0	0	0	6
George Hainsworth	G	48	0	0	0	0

PLAYER	POS	GP	W	L	T/O	GA	GAA	SO	PIM	MIN
George Hainsworth	G	48	30	14	4	111	2.25	8	0	2957
Charlie Conacher	R	1	0	0	0	0	0.00	0	24	3

HOME ARENA

Maple Leaf Gardens (Capacity: 12,473)

PLAYOFF RESULT

Lost Final

UNIFORMS

HOME



AWAY



Did you Know...

On November 20, 1934, Busher Jackson (pictured) scored four goals in the third period of a 5-2 win over the St. Louis Eagles, setting an NHL record that has never been broken. Eleven players have since tied Jackson's record of four goals in a period, with Mario Lemieux being the last to do so on January 26, 1997 against Montreal.





1935-36

(23-19-6 / 52 Points / 2nd in Canadian Division)

GENERAL MANAGER: Conn Smythe

HEAD COACH: Dick Irvin

CAPTAIN: Hap Day

PLAYER	POS	GP	G	A	PTS	PIM
Charlie Conacher	R	44	23	15	38	74
Bill Thoms	C	48	23	15	38	29
Buzz Boll	L	44	15	13	28	14
Busher Jackson	L	47	11	11	22	19
Nick Metz	L	38	14	6	20	14
Art Jackson	C	48	5	15	20	14
Pep Kelly	R	42	11	8	19	24
Joe Primeau	C	45	4	13	17	10
King Clancy	D	47	5	10	15	61
Hap Day	D	44	1	13	14	41
Red Horner	D	43	2	9	11	167
Andy Blair	C	45	5	4	9	60
Bob Davidson	L	35	4	4	8	32
Frank Finnigan	R	48	2	6	8	10
Flash Hollett	D	11	1	4	5	8
Jack Markle	R	8	0	1	1	0
Jack Shill	C	3	0	1	1	0
Mickey Blake	L/D	1	0	0	0	2
George Hainsworth	G	48	0	0	0	0
Reg Hamilton	D	7	0	0	0	0

PLAYER	POS	GP	W	L	T/O	GA	GAA	SO	PIM	MIN
George Hainsworth	G	48	23	19	6	106	2.12	8	0	3000

HOME ARENA

Maple Leaf Gardens (Capacity: 12,473)

PLAYOFF RESULT

Lost Final

UNIFORMS

HOME



AWAY



Frank "King" Clancy



1936-37

(22-21-5 / 49 Points / 3rd in Canadian Division)

GENERAL MANAGER: Conn Smythe

HEAD COACH: Dick Irvin

CAPTAIN: Hap Day

PLAYER	POS	GP	G	A	PTS	PIM
Syl Apps	C	48	16	29	45	10
Busher Jackson	L	46	21	19	40	12
Gordie Drillon	R	41	16	17	33	2
Nick Metz	L	48	9	11	20	19
Bill Thoms	C	48	10	9	19	14
Jimmy Fowler	D	48	7	11	18	22
Bob Davidson	L	46	8	7	15	43
Red Horner	D	48	3	9	12	124
Reg Hamilton	D	39	3	7	10	32
Buzz Boll	L	25	6	3	9	12
Frank Finnigan	R	48	2	7	9	4
Jack Shill	C	32	4	4	8	26
Charlie Conacher	R	15	3	5	8	13
Hap Day	D	48	3	4	7	20
Bill Kendall	R	15	2	4	6	4
Art Jackson	C	14	2	0	2	2
Pep Kelly	R	16	2	0	2	8
King Clancy	D	6	1	0	1	4
James Jarvis	L	24	1	0	1	0
Turk Broda	G	45	0	0	0	0
George Hainsworth	G	3	0	0	0	0
Jack Howard	D	2	0	0	0	0
George Parsons	L	5	0	0	0	0

PLAYER	POS	GP	W	L	T/O	GA	GAA	SO	PIM	MIN
Turk Broda	G	45	22	19	4	106	2.30	3	0	2770
George Hainsworth	G	3	0	2	1	9	2.84	0	0	190

HOME ARENA

Maple Leaf Gardens (Capacity: 12,473)

PLAYOFF RESULT

Lost Quarter-Final

UNIFORMS

HOME



AWAY



GP	DATE	OPPONENT	RESULT
1	Nov 5	Detroit	1-3 L
2	Nov 7	NY Americans	2-3 L
3	Nov 14	Chicago	6-2 W
4	Nov 15	@ Chicago	1-1 T
5	Nov 21	Boston	3-4 L
6	Nov 22	@ Detroit	2-4 L
7	Nov 24	@ NY Rangers	1-5 L
8	Nov 26	@ Mtl. Canadiens	4-2 W
9	Nov 28	Mtl. Canadiens	4-2 W
10	Dec 1	@ Mtl. Maroons	2-1 W
11	Dec 5	Mtl. Maroons	1-3 L
12	Dec 12	NY Rangers	3-5 L (OT)
13	Dec 17	@ NY Americans	5-1 W
14	Dec 19	NY Americans	3-1 W
15	Dec 22	@ Boston	4-2 W
16	Dec 26	Boston	1-2 L
17	Dec 31	@ Mtl. Maroons	1-3 L (OT)
18	Jan 2	Mtl. Maroons	0-0 T
19	Jan 3	@ Detroit	2-4 L
20	Jan 7	@ Mtl. Canadiens	1-4 L
21	Jan 9	Mtl. Canadiens	2-1 W
22	Jan 10	@ Chicago	1-2 L
23	Jan 16	Chicago	3-2 W (OT)
24	Jan 19	@ Boston	6-2 W
25	Jan 21	@ NY Americans	3-6 L
26	Jan 23	NY Rangers	4-0 W
27	Jan 24	@ NY Rangers	2-4 L
28	Jan 26	Mtl. Canadiens	1-3 L
29	Jan 30	Mtl. Maroons	7-4 W
30	Feb 2	@ Mtl. Maroons	1-3 L
31	Feb 4	@ NY Americans	2-1 W
32	Feb 6	NY Americans	5-0 W
33	Feb 9	NY Rangers	1-5 L
34	Feb 13	Boston	0-3 L
35	Feb 14	@ Detroit	3-3 T
36	Feb 18	Detroit	3-1 W
37	Feb 20	NY Americans	4-3 W
38	Feb 21	@ NY Americans	1-3 L
39	Feb 23	@ NY Rangers	1-2 L
40	Feb 25	@ Mtl. Canadiens	3-1 W
41	Feb 27	Mtl. Maroons	3-2 W
42	Mar 6	Mtl. Canadiens	3-1 W (OT)
43	Mar 7	@ Chicago	2-2 T
44	Mar 11	@ Mtl. Maroons	2-3 L
45	Mar 13	Chicago	3-2 W
46	Mar 16	@ Boston	1-1 T
47	Mar 18	@ Montreal	2-1 W
48	Mar 20	Detroit	3-2 W



1937-38

(24-15-9 / 57 Points / 1st in Canadian Division)

GENERAL MANAGER: Conn Smythe

HEAD COACH: Dick Irvin

CAPTAIN: Charlie Conacher

PLAYER	POS	GP	G	A	PTS	PIM
Gordie Drillon	R	48	26	26	52	4
Syl Apps	C	47	21	29	50	9
Bill Thoms	C	48	14	24	38	14
Busher Jackson	L	48	17	17	34	18
Buzz Boll	L	44	14	11	25	18
Red Horner	D	47	4	20	24	82
Nick Metz	L	48	15	7	22	12
Jimmy Fowler	D	48	10	12	22	8
Bob Davidson	L	48	3	17	20	52
Pep Kelly	R	43	9	10	19	25
Charlie Conacher	R	19	7	9	16	6
Murph Chamberlain	L	43	4	12	16	51
George Parsons	L	30	5	6	11	6
Reg Hamilton	D	45	1	4	5	43
Bingo Kampman	D	32	1	2	3	56
Murray Armstrong	C	9	0	0	0	0
Turk Broda	G	48	0	0	0	0
Chuck Corrigan	R	3	0	0	0	0

PLAYER	POS	GP	W	L	T/O	GA	GAA	SO	PIM	MIN
Turk Broda	G	48	24	15	9	127	2.56	6	0	2980

HOME ARENA

Maple Leaf Gardens (Capacity: 12,473)

PLAYOFF RESULT

Lost Final

UNIFORMS

HOME



AWAY



1937-38 Toronto Maple Leafs



1938-39

(19-20-9 / 47 Points / 3rd in NHL)

GENERAL MANAGER: Conn Smythe

HEAD COACH: Dick Irvin

CAPTAIN: Red Horner

PLAYER	POS	GP	G	A	PTS	PIM
Syl Apps	C	44	15	25	40	4
Gordie Drillon	R	40	18	16	34	15
Busher Jackson	L	41	10	17	27	12
Murph Chamberlain	L	48	10	16	26	32
Doc Romnes	L/C	36	7	16	23	0
Pep Kelly	R	48	11	11	22	12
Nick Metz	L	47	11	10	21	15
Gus Marker	R	29	9	6	15	11
George Parsons	L	43	7	7	14	14
Bob Davidson	L	47	4	10	14	29
Red Horner	D	48	4	10	14	85
Bingo Kampman	D	41	2	8	10	52
Jimmy Fowler	D	39	1	6	7	9
Reg Hamilton	D	48	0	7	7	54
Bucko McDonald	D	33	3	3	6	20
Bill Thoms	C	12	1	4	5	4
Jack Church	D	3	0	2	2	2
Pete Langelle	C	2	1	0	1	0
Murray Armstrong	C	3	0	1	1	0
Buzz Boll	L	11	0	0	0	0
Turk Broda	G	48	0	0	0	0
Red Heron	C	6	0	0	0	0
Norm Mann	R/C	16	0	0	0	2

PLAYER	POS	GP	W	L	T/O	GA	GAA	SO	PIM	MIN
Turk Broda	G	48	19	20	9	107	2.15	8	0	2990

HOME ARENA

Maple Leaf Gardens (Capacity: 12,473)

PLAYOFF RESULT

Lost Final

UNIFORMS

HOME



AWAY



GP	DATE	OPPONENT	RESULT
1	Nov 3	Boston	2-3 L
2	Nov 5	Chicago	0-2 L
3	Nov 10 @	Montreal	2-0 W
4	Nov 12	Montreal	4-1 W
5	Nov 15 @	Boston	1-1 T
6	Nov 17 @	NY Americans	1-0 W
7	Nov 19	NY Americans	1-2 L (OT)
8	Nov 20 @	Chicago	1-1 T
9	Nov 24 @	NY Rangers	2-6 L
10	Nov 26	Detroit	5-0 W
11	Dec 3	Montreal	1-3 L
12	Dec 4 @	Detroit	0-1 L
13	Dec 10	Chicago	4-1 W
14	Dec 15 @	Chicago	4-4 T
15	Dec 17	NY Rangers	2-3 L
16	Dec 24	Detroit	2-0 W
17	Dec 26 @	NY Rangers	2-0 W
18	Dec 27 @	Boston	2-8 L
19	Dec 31	NY Americans	2-3 L
20	Jan 1 @	NY Americans	1-5 L
21	Jan 3	Montreal	2-2 T
22	Jan 7	Boston	2-0 W
23	Jan 8 @	Chicago	0-1 L
24	Jan 12 @	Montreal	9-4 W
25	Jan 14	Chicago	3-1 W
26	Jan 15 @	Detroit	0-1 L
27	Jan 17 @	Boston	1-2 L
28	Jan 21	NY Americans	7-2 W
29	Jan 24 @	NY Americans	1-4 L
30	Jan 28	Detroit	6-0 W
31	Jan 29 @	Detroit	2-2 T
32	Feb 2	Boston	1-2 L
33	Feb 4	NY Rangers	2-4 L
34	Feb 5 @	NY Rangers	5-5 T
35	Feb 7 @	Boston	0-2 L
36	Feb 11	Montreal	3-3 T
37	Feb 12 @	Montreal	4-3 W
38	Feb 18	NY Rangers	2-1 W
39	Feb 19 @	Chicago	4-3 W (OT)
40	Feb 25	Boston	1-0 W
41	Feb 26 @	Detroit	1-5 L
42	Feb 28 @	NY Americans	1-1 T
43	Mar 2 @	Montreal	1-3 L
44	Mar 4	Chicago	1-1 T
45	Mar 11	Detroit	5-1 W
46	Mar 14	NY Americans	7-3 W
47	Mar 18	NY Rangers	2-1 W
48	Mar 19 @	NY Rangers	2-6 L



1939-40

(25-17-6 / 56 Points / 3rd in NHL)
GENERAL MANAGER: Conn Smythe
HEAD COACH: Dick Irvin
CAPTAIN: Red Horner

PLAYER	POS	GP	G	A	PTS	PIM
Gordie Drillon	R	43	21	19	40	13
Syl Apps	C	27	13	17	30	5
Sweeney Schriner	L	39	11	15	26	10
Bob Davidson	L	48	8	18	26	56
Red Heron	C	42	11	12	23	12
Murph Chamberlain	L	40	5	17	22	63
Pete Langelle	C	39	7	14	21	2
Pep Kelly	R	34	11	9	20	15
Gus Marker	R	42	10	9	19	15
Bingo Kampman	D	39	6	9	15	59
Lex Chisholm	C/R	28	6	8	14	11
Nick Metz	L	31	6	5	11	2
Hank Goldup	L	21	6	4	10	2
Billy Taylor	C	29	4	6	10	9
Red Horner	D	31	1	9	10	87
Wally Stanowski	D	27	2	7	9	11
Bucko McDonald	D	34	2	5	7	13
Jack Church	D	31	1	4	5	62
Reg Hamilton	D	23	2	2	4	23
Don Metz	R	10	1	1	2	4
Turk Broda	G	47	0	0	0	0
Phil Stein	G	1	0	0	0	0

PLAYER	POS	GP	W	L	T/O	GA	GAA	SO	PIM	MIN
Turk Broda	G	47	25	17	5	108	2.23	4	0	2900
Phil Stein	G	1	0	0	1	2	1.71	0	0	70

HOME ARENA

Maple Leaf Gardens (Capacity: 12,473)

PLAYOFF RESULT

Lost Final

UNIFORMS

HOME



AWAY



Did you
Know...



Red Horner

Red Horner played his entire 12-year NHL career with the Maple Leafs from 1928-1940. He led the NHL in penalty minutes in seven of eight seasons from 1932-40, including an NHL record five-straight seasons (1932-37) that still stands today. Horner, inducted into the Hockey Hall of Fame in 1965, was considered one of the hardest hitters of his era and retired in 1940 as the NHL's all-time penalty minute leader with 1,254.



1940-41

(28-14-6 / 62 Points / 2nd in NHL)
GENERAL MANAGER: Conn Smythe
HEAD COACH: Hap Day
CAPTAIN: Syl Apps

PLAYER	POS	GP	G	A	PTS	PIM
Gordie Drillon	R	42	23	21	44	2
Syl Apps	C	41	20	24	44	6
Sweeney Schriner	L	48	24	14	38	6
Nick Metz	L	47	14	21	35	10
Billy Taylor	C	47	9	26	35	15
Wally Stanowski	D	47	7	14	21	35
Pete Langelle	C	47	4	15	19	0
Bucko McDonald	D	31	6	11	17	12
Hank Goldup	L	26	10	5	15	9
Reg Hamilton	D	45	3	12	15	59
Red Heron	C	35	9	5	14	12
Don Metz	R	31	4	10	14	6
Gus Marker	R	27	4	5	9	10
Bob Davidson	L	37	3	6	9	39
Bingo Kampman	D	39	1	4	5	53
Lex Chisholm	C/R	26	4	0	4	8
Norm Mann	R/C	15	0	3	3	2
Jack Church	D	11	0	1	1	22
Turk Broda	G	48	0	0	0	0

PLAYER	POS	GP	W	L	T/O	GA	GAA	SO	PIM	MIN
Turk Broda	G	48	28	14	6	99	2.00	5	0	2970

HOME ARENA

Maple Leaf Gardens (Capacity: 12,627)

PLAYOFF RESULT

Lost Semi-Final

UNIFORMS

HOME



AWAY



GP	DATE	OPPONENT	RESULT
1	Nov 2	NY Rangers	1-4 L
2	Nov 9	Detroit	3-0 W
3	Nov 14 @	Montreal	6-2 W
4	Nov 16	Montreal	4-2 W
5	Nov 17 @	Boston	4-1 W
6	Nov 21 @	NY Americans	2-1 W (OT)
7	Nov 23	Chicago	0-1 L
8	Nov 24 @	Chicago	4-2 W
9	Nov 26 @	NY Rangers	4-2 W
10	Nov 30	NY Americans	6-1 W
11	Dec 1 @	Detroit	3-1 W
12	Dec 7	Boston	3-2 W
13	Dec 12	Montreal	4-3 W
14	Dec 14	Chicago	2-1 W
15	Dec 15 @	Chicago	4-1 W
16	Dec 17 @	Boston	2-5 L
17	Dec 21	NY Americans	2-2 T
18	Dec 22 @	NY Americans	1-2 L
19	Dec 25 @	Detroit	2-3 L
20	Dec 28	NY Rangers	3-2 W
21	Dec 29 @	NY Rangers	2-3 L
22	Jan 4	Detroit	1-3 L
23	Jan 7 @	Montreal	4-3 W (OT)
24	Jan 9	NY Rangers	3-2 W (OT)
25	Jan 11	NY Americans	9-0 W
26	Jan 18	Boston	0-1 L
27	Jan 19 @	NY Americans	3-3 T
28	Jan 23 @	Montreal	3-2 W
29	Jan 25	Montreal	2-2 T
30	Jan 26 @	Detroit	2-0 W
31	Jan 30	Detroit	2-1 W
32	Feb 1	Chicago	3-1 W
33	Feb 2 @	Chicago	1-4 L
34	Feb 8	Boston	2-3 L
35	Feb 15	NY Rangers	4-3 W
36	Feb 16 @	NY Rangers	4-1 W
37	Feb 18 @	Boston	2-2 T
38	Feb 20	Montreal	2-1 W
39	Feb 22	Detroit	6-2 W
40	Feb 23 @	Detroit	0-3 L
41	Feb 25 @	NY Americans	4-4 T
42	Mar 1	Boston	0-0 T
43	Mar 6 @	Montreal	3-4 L
44	Mar 8	NY Americans	6-1 W
45	Mar 9 @	NY Rangers	5-8 L
46	Mar 11 @	Boston	2-3 L
47	Mar 15	Chicago	7-1 W
48	Mar 16 @	Chicago	3-0 W



Clarence "Hap" Day & Walter "Turk" Broda



1942-43

(22-19-9 / 53 Points / 3rd in NHL)

GENERAL MANAGER: Conn Smythe

HEAD COACH: Hap Day

CAPTAIN: Syl Apps

PLAYER	POS	GP	G	A	PTS	PIM
Lorne Carr	R	50	27	33	60	15
Billy Taylor	C	50	18	42	60	2
Gaye Stewart	L	48	24	23	47	20
Mel Hill	R	49	17	27	44	47
Syl Apps	C	29	23	17	40	2
Babe Pratt	D	40	12	25	37	44
Sweeney Schriner	L	37	19	17	36	13
Bob Davidson	L	50	13	23	36	20
Bud Poile	R	48	16	19	35	24
Reg Hamilton	D	48	4	17	21	68
Jack McLean	C/R	27	9	8	17	33
Jack Forsey	R	19	7	9	16	10
Bucko McDonald	D	40	2	11	13	39
Bobby Copp	D	38	3	9	12	24
Hank Goldup	L	8	1	7	8	4
Jack Hamilton	C	13	1	6	7	4
Shep Mayer	R	12	1	2	3	4
George Boothman	C/D	9	1	1	2	4
Rhys Thomson	D	18	0	2	2	22
Ab DeMarco	C	4	0	1	1	0
Jack Ingoldsby	R/D	8	0	1	1	0
Ted Kennedy	C	2	0	1	1	0
Turk Broda	G	50	0	0	0	0
Buck Jones	D	16	0	0	0	22

PLAYER	POS	GP	W	L	T/O	GA	GAA	SO	PIM	MIN
Turk Broda	G	50	22	19	9	159	3.18	1	0	3000

HOME ARENA

Maple Leaf Gardens (Capacity: 12,627)

PLAYOFF RESULT

Lost Semi-Final

UNIFORM



*Because of wartime restrictions on train scheduling, regular season overtime was discontinued on November 21, 1942. It wasn't revisited by the NHL until the 1983-84 season.

GP	DATE	OPPONENT	RESULT
1	Oct 31	NY Rangers	7-2 W
2	Nov 7	Detroit	5-2 W
3	Nov 12	Boston	3-1 W
4	Nov 14	Chicago	3-4 L
5	Nov 15 @	Chicago	4-5 L
6	Nov 19 @	NY Rangers	7-3 W
7	Nov 21	Montreal	8-0 W*
8	Nov 22 @	Boston	6-7 L
9	Nov 26 @	Detroit	1-2 L
10	Nov 28	NY Rangers	8-6 W
11	Nov 29 @	Chicago	2-3 L
12	Dec 3 @	Montreal	2-4 L
13	Dec 5	Montreal	9-1 W
14	Dec 6 @	Detroit	2-2 T
15	Dec 10	Chicago	7-2 W
16	Dec 12	Detroit	5-4 W
17	Dec 13 @	Chicago	2-5 L
18	Dec 17 @	Montreal	8-1 W
19	Dec 19	Boston	3-3 T
20	Dec 20 @	NY Rangers	8-2 W
21	Dec 22 @	Boston	4-4 T
22	Dec 26	Boston	7-2 W
23	Dec 27 @	NY Rangers	1-3 L
24	Jan 2	Montreal	6-3 W
25	Jan 3 @	Montreal	4-4 T
26	Jan 9	Detroit	0-4 L
27	Jan 10 @	Boston	4-5 L
28	Jan 16	Montreal	8-4 W
29	Jan 17 @	Montreal	0-2 L
30	Jan 21	NY Rangers	7-4 W
31	Jan 23	Chicago	5-3 W
32	Jan 30	Boston	3-5 L
33	Jan 31 @	Chicago	3-3 T
34	Feb 4	Detroit	2-3 L
35	Feb 6	NY Rangers	3-2 W
36	Feb 7 @	Detroit	3-5 L
37	Feb 9 @	Boston	1-3 L
38	Feb 13	Chicago	3-2 W
39	Feb 14 @	NY Rangers	4-4 T
40	Feb 20	Boston	4-2 W
41	Feb 21 @	Chicago	0-5 L
42	Feb 27	Chicago	1-4 L
43	Feb 28 @	Montreal	4-2 W
44	Mar 2	NY Rangers	0-4 L
45	Mar 6	Montreal	2-2 T
46	Mar 7 @	NY Rangers	5-5 T
47	Mar 9 @	Boston	5-5 T
48	Mar 11 @	Detroit	1-2 L
49	Mar 13	Detroit	3-1 W
50	Mar 14 @	Detroit	5-3 W



Lorne Carr



1941-42

(27-18-3 / 57 Points / 2nd in NHL)

GENERAL MANAGER: Conn Smythe

HEAD COACH: Hap Day

CAPTAIN: Syl Apps

PLAYER	POS	GP	G	A	PTS	PIM
Gordie Drillon	R	48	23	18	41	6
Syl Apps	C	38	18	23	41	0
Billy Taylor	C	48	12	26	38	20
Sweeney Schriner	L	47	20	16	36	21
Lorne Carr	R	47	16	17	33	4
Pete Langelle	C	48	10	22	32	9
Hank Goldup	L	44	12	18	30	13
Bob Davidson	L	37	6	20	26	39
John McCreedy	R	47	15	8	23	14
Bucko McDonald	D	48	2	19	21	24
Nick Metz	L	30	11	9	20	20
Bob Goldham	D	19	4	7	11	25
Bingo Kampman	D	38	4	7	11	67
Wally Stanowski	D	24	1	7	8	10
Don Metz	R	25	2	3	5	8
Ernie Dickens	D	10	2	2	4	6
Reg Hamilton	D	22	0	4	4	27
Jack Church	D	27	0	3	3	30
Turk Broda	G	48	0	0	0	0

PLAYER	POS	GP	W	L	T/O	GA	GAA	SO	PIM	MIN
Turk Broda	G	48	27	18	3	136	2.76	6	0	2960

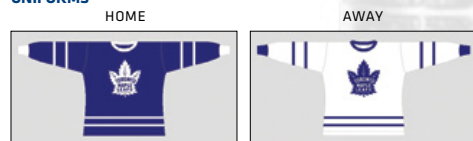
HOME ARENA

Maple Leaf Gardens (Capacity: 12,627)

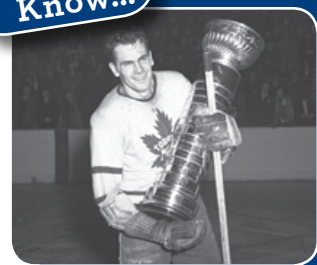
PLAYOFF RESULT

Won Stanley Cup (See page 407 for more information)

UNIFORMS



Did you Know...



Syl Apps with the Stanley Cup on April 18, 1942.

In 1942, The Maple Leafs became the first team in NHL history to come back from a 3-0 deficit and win a best-of-seven series. Toronto lost the first-three games of the Stanley Cup Final to the Detroit Red Wings, but rebounded with four-straight wins. Only two other teams have accomplished this feat since; the New York Islanders over the Pittsburgh Penguins in the Quarter-Final in 1975, and the Philadelphia Flyers over the Boston Bruins in the Conference Semi-Final in 2010. The Maple Leafs remain the sole team to do so in the Stanley Cup Final.



1944-45



(24-22-4 / 52 Points / 3rd in NHL)
GENERAL MANAGER: Conn Smythe
HEAD COACH: Hap Day
CAPTAIN: Bob Davidson

PLAYER	POS	GP	G	A	PTS	PIM
Ted Kennedy	C	49	29	25	54	14
Lorne Carr	R	47	21	25	46	7
Gus Bodnar	C	49	8	36	44	18
Babe Pratt	D	50	18	23	41	39
Sweeney Schriner	L	26	22	15	37	10
Nick Metz	L	50	22	13	35	26
Mel Hill	R	45	18	17	35	14
Bob Davidson	L	50	17	18	35	49
Art Jackson	C	31	9	13	22	6
Reg Hamilton	D	50	3	12	15	41
Wally Stanowski	D	34	2	9	11	16
Pete Backor	D	36	4	5	9	6
Ross Johnstone	D	24	3	4	7	8
Tom O'Neill	R	33	2	5	7	24
John McCreedy	R	17	2	4	6	11
Bill Ezinicki	R	8	1	4	5	17
Jack McLean	C/R	8	2	1	3	13
Moe Morris	D	29	0	2	2	18
Frank McCool	G	50	0	0	0	0

PLAYER	POS	GP	W	L	T/O	GA	GAA	SO	PIM	MIN
Frank McCool	G	50	24	22	4	161	3.22	4	0	3000

HOME ARENA

Maple Leaf Gardens (Capacity: 12,627)

PLAYOFF RESULT

Won Stanley Cup (See page 408 for more information)

UNIFORMS

HOME



AWAY



David "Sweeney" Schriner & Frank McCool



1943-44

(23-23-4 / 50 Points / 3rd in NHL)
GENERAL MANAGER: Conn Smythe
HEAD COACH: Hap Day
CAPTAIN: Bob Davidson

PLAYER	POS	GP	G	A	PTS	PIM
Lorne Carr	R	50	36	38	74	9
Gus Bodnar	C	50	22	40	62	18
Babe Pratt	D	50	17	40	57	30
Ted Kennedy	C	49	26	23	49	2
Bob Davidson	L	47	19	28	47	21
Jack Hamilton	C	49	20	17	37	4
George Boothman	C/D	49	16	18	34	14
Moe Morris	D	50	12	21	33	22
Mel Hill	R	17	9	10	19	6
Jack McLean	C/R	32	3	15	18	30
Reg Hamilton	L	29	4	12	16	32
Tom O'Neill	R	33	8	7	15	29
Bud Poile	R	11	6	8	14	9
Don Webster	L	27	7	6	13	28
Bucko McDonald	D	9	2	4	6	8
Jack Ingoldsby	R/D	21	5	0	5	15
Ross Johnstone	D	18	2	0	2	6
Red Carr	L	5	0	1	1	2
Frank Dunlap	L/R	15	0	1	1	2
Paul Bibeault	G	29	0	0	0	0
Benny Grant	G	20	0	0	0	0
Jean Marois	G	1	0	0	0	0
Eric Prentice	L	5	0	0	0	4

PLAYER	POS	GP	W	L	T/O	GA	GAA	SO	PIM	MIN
Paul Bibeault	G	29	13	14	2	87	3.00	5	0	1740
Benny Grant	G	20	9	9	2	83	4.15	0	0	1200
Jean Marois	G	1	1	0	0	4	4.00	0	0	60

HOME ARENA

Maple Leaf Gardens (Capacity: 12,627)

PLAYOFF RESULT

Lost Semi-Final

UNIFORMS

HOME



AWAY





1945-46

(19-24-7 / 45 Points / 5th in NHL)
GENERAL MANAGER: Conn Smythe
HEAD COACH: Hap Day
CAPTAIN: Syl Apps

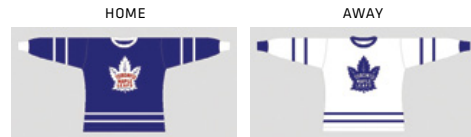
PLAYER	POS	GP	G	A	PTS	PIM
Gaye Stewart	L	50	37	15	52	8
Billy Taylor	C	48	23	18	41	14
Syl Apps	C	40	24	16	40	2
Gus Bodnar	C	49	14	23	37	14
Babe Pratt	D	41	5	20	25	36
Nick Metz	L	41	11	11	22	4
Bob Goldham	D	49	7	14	21	44
Sweeney Schriner	L	47	13	6	19	15
Bob Davidson	L	41	9	9	18	12
Jack Hamilton	C	40	7	9	16	12
Lorne Carr	R	42	5	8	13	2
Wally Stanowski	D	45	3	10	13	10
Mel Hill	R	35	5	7	12	10
Bill Ezinicki	R	24	4	8	12	29
Bud Poile	R	9	1	8	9	0
Moe Morris	D	38	1	5	6	10
Ted Kennedy	C	21	3	2	5	4
Ernie Dickens	D	15	1	3	4	6
Don Metz	R	7	1	0	1	0
Doug Baldwin	D	15	0	1	1	6
Jimmy Thomson	D	5	0	1	1	4
Baz Bastien	G	5	0	0	0	0
Gordie Bell	G	8	0	0	0	0
Turk Broda	G	15	0	0	0	0
Frank McCool	G	22	0	0	0	5

PLAYER	POS	GP	W	L	T/O	GA	GAA	SO	PIM	MIN
Frank McCool	G	22	10	9	3	81	3.68	0	5	1320
Turk Broda	G	15	6	6	3	53	3.53	0	0	900
Gordie Bell	G	8	3	5	0	31	3.87	0	0	480
Baz Bastien	G	5	0	4	1	20	4.00	0	0	300

HOME ARENA
Maple Leaf Gardens (Capacity: 12,627)

PLAYOFF RESULT
Out of Playoffs

UNIFORMS



1945-46 Toronto Maple Leafs

GP	DATE	OPPONENT	RESULT
1	Oct 27	Boston	1-1 T
2	Nov 1	@ Montreal	2-4 L
3	Nov 3	NY Rangers	1-4 L
4	Nov 4	@ Chicago	4-7 L
5	Nov 7	Boston	3-4 L
6	Nov 8	@ Detroit	2-3 L
7	Nov 10	Chicago	3-2 W
8	Nov 11	@ Chicago	3-5 L
9	Nov 14	Montreal	1-6 L
10	Nov 17	Detroit	5-6 L
11	Nov 18	@ NY Rangers	3-1 W
12	Nov 24	NY Rangers	4-3 W
13	Nov 25	@ Boston	3-5 L
14	Dec 1	Chicago	2-8 L
15	Dec 2	@ Chicago	5-3 W
16	Dec 8	Montreal	0-1 L
17	Dec 9	@ NY Rangers	1-2 L
18	Dec 13	@ Montreal	4-3 W
19	Dec 15	Detroit	3-1 W
20	Dec 16	@ Boston	3-3 T
21	Dec 22	NY Rangers	5-5 T
22	Dec 23	@ NY Rangers	4-3 W
23	Dec 25	@ Detroit	3-6 L
24	Dec 26	Montreal	2-4 L
25	Dec 29	Boston	3-4 L
26	Jan 1	@ Chicago	1-3 L
27	Jan 5	Chicago	0-3 L
28	Jan 10	@ Montreal	5-4 W
29	Jan 12	Detroit	9-3 W
30	Jan 19	NY Rangers	3-1 W
31	Jan 20	@ Detroit	3-1 W
32	Jan 23	@ Boston	1-7 L
33	Jan 26	Chicago	6-5 W
34	Feb 2	Boston	3-5 L
35	Feb 3	@ NY Rangers	6-6 T
36	Feb 6	@ Boston	3-3 T
37	Feb 9	Detroit	4-1 W
38	Feb 10	@ Detroit	2-2 T
39	Feb 16	Montreal	2-4 L
40	Feb 23	Boston	7-2 W
41	Feb 24	@ Montreal	2-6 L
42	Feb 27	NY Rangers	4-6 L
43	Mar 2	Chicago	9-4 W
44	Mar 3	@ NY Rangers	5-2 W
45	Mar 6	@ Chicago	5-2 W
46	Mar 9	Montreal	1-2 L
47	Mar 10	@ Boston	3-7 L
48	Mar 14	@ Montreal	2-2 T
49	Mar 16	Detroit	7-3 W
50	Mar 17	@ Detroit	11-7 W



1946-47

(31-19-10 / 72 Points / 2nd in NHL)
GENERAL MANAGER: Conn Smythe
HEAD COACH: Hap Day
CAPTAIN: Syl Apps

PLAYER	POS	GP	G	A	PTS	PIM
Ted Kennedy	C	60	28	32	60	27
Syl Apps	C	54	25	24	49	6
Howie Meeker	R	55	27	18	45	76
Bill Ezinicki	R	60	17	20	37	93
Bud Poile	R	59	19	17	36	19
Harry Watson	L	44	19	15	34	10
Gaye Stewart	L	60	19	14	33	15
Joe Klukay	L	55	9	20	29	12
Nick Metz	L	60	12	16	28	15
Vic Lynn	L/D	31	6	14	20	44
Wally Stanowski	D	51	3	16	19	12
Gus Mortson	D	60	5	13	18	133
Jimmy Thomson	D	60	2	14	16	97
Don Metz	R	40	4	9	13	10
Gus Bodnar	C	39	4	6	10	10
Bill Barillo	D	18	3	7	10	33
Garth Boesch	D	35	4	5	9	47
Sid Smith	L	14	2	1	3	0
Bob Goldham	D	11	1	1	2	10
Harry Taylor	C	9	0	2	2	0
Turk Broda	G	60	0	0	0	0
Bob Dawes	D/C	1	0	0	0	0

PLAYER	POS	GP	W	L	T/O	GA	GAA	SO	PIM	MIN
Turk Broda	G	60	31	19	10	172	2.87	4	0	3600

HOME ARENA
Maple Leaf Gardens (Capacity: 12,598)

PLAYOFF RESULT
Won Stanley Cup (See page 408 for more information)

UNIFORMS



Did you Know...



The first "official" All Star game was held at Maple Leaf Gardens on October 13, 1947, with proceeds divided between Toronto charities and the NHL Player's Emergency (Benevolent and Disability) Fund. The game saw the Maple Leafs edged 4-3 by a team comprised of All-Stars (pictured left) from the other five NHL teams. Also during the 1946-47 season and prior to the All-Star game, Maple Leaf Gardens became the first arena to have Plexiglas installed in the end zones of the rink (pictured right).



GP	DATE	OPPONENT	RESULT
1	Oct 16	@ Detroit	3-3 T
2	Oct 19	Detroit	6-3 W
3	Oct 23	@ Boston	3-3 T
4	Oct 26	Chicago	2-1 W
5	Oct 30	@ Chicago	5-2 W
6	Nov 1	@ Montreal	1-1 T
7	Nov 2	Boston	0-5 L
8	Nov 9	NY Rangers	4-2 W
9	Nov 10	@ Chicago	4-2 W
10	Nov 16	Montreal	3-0 W
11	Nov 17	@ NY Rangers	5-4 W
12	Nov 20	@ Boston	1-4 L
13	Nov 23	Detroit	2-4 L
14	Nov 24	@ Detroit	5-0 W
15	Nov 27	@ Chicago	2-5 L
16	Nov 30	Chicago	11-0 W
17	Dec 4	@ Boston	2-2 T
18	Dec 7	Boston	5-1 W
19	Dec 8	@ Detroit	5-4 W
20	Dec 11	Montreal	2-3 L
21	Dec 14	NY Rangers	3-2 W
22	Dec 15	@ Chicago	4-3 W
23	Dec 19	Detroit	3-1 W
24	Dec 21	Chicago	3-1 W
25	Dec 22	@ NY Rangers	3-1 W
26	Dec 25	@ Detroit	2-1 W
27	Dec 26	@ Montreal	1-4 L
28	Dec 28	Boston	4-3 W
29	Jan 1	Detroit	2-1 W
30	Jan 2	@ NY Rangers	5-4 W
31	Jan 4	NY Rangers	0-2 L
32	Jan 8	Chicago	10-4 W
33	Jan 11	Boston	4-3 W
34	Jan 12	@ NY Rangers	2-3 L
35	Jan 15	Montreal	2-1 W
36	Jan 16	@ Montreal	1-1 T
37	Jan 18	Detroit	7-4 W
38	Jan 19	@ Boston	2-3 L
39	Jan 25	NY Rangers	0-1 L
40	Jan 26	@ Chicago	6-6 T
41	Jan 30	@ Montreal	0-2 L
42	Feb 1	Chicago	4-5 L
43	Feb 6	@ Montreal	2-8 L
44	Feb 8	Boston	5-2 W
45	Feb 15	Montreal	4-4 T
46	Feb 16	@ NY Rangers	2-6 L
47	Feb 19	@ Chicago	3-5 L
48	Feb 22	NY Rangers	2-0 W
49	Feb 23	@ Montreal	2-2 T
50	Feb 26	Montreal	0-1 L
51	Feb 27	@ Detroit	3-3 T
52	Mar 1	Detroit	4-5 L
53	Mar 5	@ Boston	4-5 L
54	Mar 8	Chicago	12-4 W
55	Mar 9	@ NY Rangers	4-2 W
56	Mar 15	Boston	5-5 T
57	Mar 16	@ Boston	3-5 L
58	Mar 19	Montreal	5-4 W
59	Mar 22	NY Rangers	5-3 W
60	Mar 23	@ Detroit	5-3 W



1947-48



(32-15-13 / 77 Points / 1st in NHL)
GENERAL MANAGER: Conn Smythe
HEAD COACH: Hap Day
CAPTAIN: Syl Apps

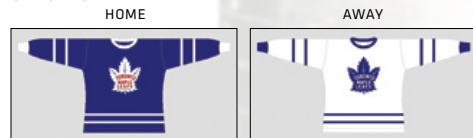
PLAYER	POS	GP	G	A	PTS	PIM
Syl Apps	C	55	26	27	53	12
Max Bentley	C	53	23	25	48	10
Ted Kennedy	C	60	25	21	46	32
Harry Watson	L	57	21	20	41	16
Howie Meeker	R	58	14	20	34	62
Vic Lynn	L/D	60	12	22	34	53
Bill Ezinicki	R	60	11	20	31	97
Joe Klukay	L	59	15	15	30	28
Jimmy Thomson	D	59	0	29	29	82
Gus Mortson	D	58	7	11	18	118
Sid Smith	L	31	7	10	17	10
Bill Barilko	D	57	5	9	14	147
Wally Stanowski	D	54	2	11	13	12
Nick Metz	L	60	4	8	12	8
Don Metz	R	26	4	6	10	2
Garth Boesch	D	45	2	7	9	52
Cy Thomas	L/R	8	1	2	3	4
Bud Poile	R	4	2	0	2	0
Gaye Stewart	L	7	1	0	1	0
John McCormack	C	3	0	1	1	0
Turk Broda	G	60	0	0	0	2
Fleming MacKell	C	3	0	0	0	2
Tod Sloan	C/R	1	0	0	0	0

PLAYER	POS	GP	W	L	T/O	GA	GAA	SO	PIM	MIN
Turk Broda	G	60	32	15	13	143	2.38	5	2	3600

HOME ARENA
 Maple Leaf Gardens (Capacity: 14,550)

PLAYOFF RESULT
 Won Stanley Cup (See page 408 for more information)

UNIFORMS



GP	DATE	OPPONENT	RESULT
1	Oct 18	Detroit	2-2 T
2	Oct 19	@ Detroit	0-2 L
3	Oct 22	NY Rangers	3-1 W
4	Oct 25	Chicago	5-1 W
5	Oct 29	Montreal	3-1 W
6	Nov 1	Boston	1-1 T
7	Nov 2	@ NY Rangers	4-7 L
8	Nov 6	@ Montreal	0-3 L
9	Nov 8	NY Rangers	7-2 W
10	Nov 9	@ Detroit	6-0 W
11	Nov 12	Chicago	4-5 L
12	Nov 15	Detroit	5-3 W
13	Nov 16	@ Chicago	5-4 W
14	Nov 19	@ Boston	2-7 L
15	Nov 22	Boston	4-3 W
16	Nov 27	@ Montreal	0-2 L
17	Nov 29	Montreal	3-1 W
18	Nov 30	@ Boston	0-0 T
19	Dec 3	@ NY Rangers	4-1 W
20	Dec 6	Chicago	12-5 W
21	Dec 7	@ Chicago	3-2 W
22	Dec 10	@ Detroit	2-2 T
23	Dec 13	NY Rangers	1-4 L
24	Dec 14	@ Boston	1-1 T
25	Dec 20	Detroit	4-4 T
26	Dec 21	@ Chicago	3-1 W
27	Dec 25	@ Montreal	3-0 W
28	Dec 27	Boston	2-1 W
29	Dec 28	@ NY Rangers	1-1 T
30	Jan 1	Montreal	2-1 W
31	Jan 3	NY Rangers	5-5 T
32	Jan 10	Chicago	6-4 W
33	Jan 11	@ Detroit	2-2 T
34	Jan 15	@ Montreal	4-8 L
35	Jan 17	Boston	4-1 W
36	Jan 18	@ NY Rangers	2-2 T
37	Jan 21	@ Boston	1-2 L
38	Jan 24	Chicago	2-1 W
39	Jan 25	@ Chicago	4-4 T
40	Jan 28	Montreal	3-3 T
41	Jan 31	Detroit	3-2 W
42	Feb 1	@ Detroit	0-3 L
43	Feb 4	@ Boston	4-2 W
44	Feb 7	NY Rangers	3-0 W
45	Feb 14	Montreal	4-2 W
46	Feb 15	@ NY Rangers	4-4 T
47	Feb 19	@ Montreal	1-3 L
48	Feb 21	Detroit	3-2 W
49	Feb 22	@ Chicago	3-2 W
50	Feb 25	Boston	4-2 W
51	Feb 28	Chicago	4-3 W
52	Mar 2	@ NY Rangers	0-1 L
53	Mar 3	Montreal	2-3 L
54	Mar 6	NY Rangers	2-1 W
55	Mar 7	@ Boston	1-3 L
56	Mar 11	@ Montreal	1-3 L
57	Mar 13	Boston	5-2 W
58	Mar 14	@ Chicago	3-0 W
59	Mar 20	Detroit	5-3 W
60	Mar 21	@ Detroit	5-2 W



1948-49



(22-25-13 / 57 Points / 4th in NHL)
GENERAL MANAGER: Conn Smythe
HEAD COACH: Hap Day
CAPTAIN: Ted Kennedy

PLAYER	POS	GP	G	A	PTS	PIM
Harry Watson	L	60	26	19	45	0
Max Bentley	C	60	19	22	41	18
Ted Kennedy	C	59	18	21	39	25
Cal Gardner	C	53	13	22	35	35
Bill Ezinicki	R	52	13	15	28	145
Joe Klukay	L	45	11	10	21	11
Jimmy Thomson	D	60	4	16	20	56
Vic Lynn	L/D	52	7	9	16	36
Ray Timgren	L	36	3	12	15	9
Gus Mortson	D	60	2	13	15	85
Howie Meeker	R	30	7	7	14	56
Harry Taylor	C	42	4	7	11	30
Garth Boesch	D	59	1	10	11	43
Don Metz	R	33	4	6	10	12
Bill Barilko	D	60	5	4	9	95
Tod Sloan	C/R	29	3	4	7	0
Les Costello	L	15	2	3	5	11
Bill Juzda	D	38	1	2	3	23
Frank Mathers	D	15	1	2	3	2
Ray Ceresino	R	12	1	1	2	2
Fleming MacKell	C	11	1	1	2	6
Bob Dawes	D/C	5	1	0	1	0
Al Buchanan	L	3	0	1	1	2
Chuck Blair	R	1	0	0	0	0
Turk Broda	G	60	0	0	0	0
Ray Hannigan	R	3	0	0	0	2
Stan Kemp	D	1	0	0	0	2
John McCormack	C	1	0	0	0	0
Sid Smith	L	1	0	0	0	0

PLAYER	POS	GP	W	L	T/O	GA	GAA	SO	PIM	MIN
Turk Broda	G	60	22	25	13	161	2.68	5	0	3600

HOME ARENA
 Maple Leaf Gardens (Capacity: 14,550)

PLAYOFF RESULT
 Won Stanley Cup (See page 409 for more information)

UNIFORMS



Did you Know...

In 1949, the Maple Leafs became the first team in NHL history and first since the Ottawa Senators (1903 to 1906) to win three consecutive Stanley Cups. The Maple Leafs won the Stanley Cup despite a losing record in the 1948-49 regular season. The only other team in NHL history to win the Cup after finishing the regular season with a losing record was the 1938 Chicago Black Hawks.

In Photo: Clarence Campbell (right) presents Clarence "Hap" Day (left) with the Stanley Cup on April 16, 1949.





1949-50

(31-27-12 / 74 Points / 3rd in NHL)

GENERAL MANAGER: Conn Smythe

HEAD COACH: Hap Day

CAPTAIN: Ted Kennedy

PLAYER	POS	GP	G	A	PTS	PIM
Sid Smith	L	68	22	23	45	6
Ted Kennedy	C	53	20	24	44	34
Max Bentley	C	69	23	18	41	14
Howie Meeker	R	70	18	22	40	35
Harry Watson	L	60	19	16	35	11
Joe Klukay	L	70	15	16	31	19
Cal Gardner	C	31	7	19	26	12
Ray Timgren	L	68	7	18	25	22
Bill Ezinicki	R	67	10	12	22	144
Vic Lynn	L/D	70	7	13	20	39
Fleming MacKell	C	36	7	13	20	24
Bill Barilko	D	59	7	10	17	85
Gus Mortson	D	68	3	14	17	125
Bill Juzda	D	62	1	14	15	68
Jimmy Thomson	D	70	0	13	13	76
John McCormack	C	34	6	5	11	0
Garth Boesch	D	58	2	6	8	63
Rudy Migay	C	18	1	5	6	8
Bob Dawes	D/C	11	1	2	3	2
Frank Mathers	D	6	0	1	1	2
George Armstrong	R	2	0	0	0	0
John Arundel	D	3	0	0	0	9
Hugh Bolton	D	2	0	0	0	2
Turk Broda	G	68	0	0	0	2
Al Buchanan	L	1	0	0	0	0
Bob Hassard	C	1	0	0	0	0
Tim Horton	D	1	0	0	0	2
Bill Johansen	C/R	1	0	0	0	0
Gilles Mayer	G	1	0	0	0	0
Al Rollins	G	2	0	0	0	0
Phil Samis	D	2	0	0	0	0
Frank Sullivan	D	1	0	0	0	0

PLAYER	POS	GP	W	L	T/O	GA	GAA	SO	PIM	MIN
Turk Broda	G	68	30	25	12	167	2.48	9	2	4040
Al Rollins	G	2	1	1	0	4	2.40	1	0	100
Gilles Mayer	G	1	0	1	0	2	2.00	0	0	60

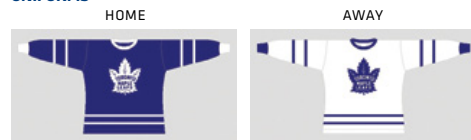
HOME ARENA

Maple Leaf Gardens (Capacity: 14,550)

PLAYOFF RESULT

Lost Semi-Final

UNIFORMS



1949-50 Toronto Maple Leafs



1950-51

(41-16-13 / 95 Points / 2nd in NHL)

GENERAL MANAGER: Conn Smythe

HEAD COACH: Joe Primeau

CAPTAIN: Ted Kennedy

PLAYER	POS	GP	G	A	PTS	PIM
Max Bentley	C	67	21	41	62	34
Ted Kennedy	C	63	18	43	61	32
Tod Sloan	C/R	70	31	25	56	105
Sid Smith	L	70	30	21	51	10
Cal Gardner	C	66	23	28	51	42
Harry Watson	L	68	18	19	37	18
Jimmy Thomson	D	69	3	33	36	76
Danny Lewicki	L	61	16	18	34	26
Joe Klukay	L	70	14	16	30	16
Fleming MacKell	C	70	12	13	25	40
Howie Meeker	R	49	6	14	20	24
John McCormack	C	46	6	7	13	2
Gus Mortson	D	60	3	10	13	142
Bill Barilko	D	58	6	6	12	96
Ray Timgren	L	70	1	9	10	20
Bill Juzda	D	65	0	9	9	64
Fern Flaman	D	39	2	6	8	64
Hugh Bolton	D	13	1	3	4	4
Phil Maloney	C	1	1	0	1	0
Bob Hassard	C	12	0	1	1	0
Andy Barbe	R	1	0	0	0	2
Dusty Blair	C	2	0	0	0	0
Turk Broda	G	31	0	0	0	4
Bobby Copp	D	2	0	0	0	2
Al Rollins	G	40	0	0	0	0

PLAYER	POS	GP	W	L	T/O	GA	GAA	SO	PIM	MIN
Al Rollins	G	40	27	5	8	70	1.77	5	0	2373
Turk Broda	G	31	14	11	5	68	2.23	6	4	1827

HOME ARENA

Maple Leaf Gardens (Capacity: 14,550)

PLAYOFF RESULT

Won Stanley Cup (See page 409 for more information)

UNIFORMS



On March 21, 1951, the first ever "televised" hockey game in Canada was seen by CBC employees only (a programming experiment). Toronto, led by goaltender Al Rollins, shut out the Montreal Canadiens 2-0 at Maple Leafs Gardens in the game said to be the birth of "Hockey Night in Canada."

In Photo: Terry Sawchuk on the Hockey Night in Canada set in the mid 1960's.

GP	DATE	OPPONENT	RESULT
1	Oct 14	Chicago	1-2 L
2	Oct 15	@ Detroit	4-4 T
3	Oct 18	@ Boston	2-0 W
4	Oct 21	NY Rangers	5-0 W
5	Oct 22	@ Chicago	5-3 W
6	Oct 25	Detroit	1-0 W
7	Oct 28	Boston	4-2 W
8	Oct 29	@ Chicago	3-3 T
9	Nov 1	Montreal	5-3 W
10	Nov 2	@ Montreal	2-1 W
11	Nov 4	NY Rangers	2-2 T
12	Nov 8	@ NY Rangers	5-3 W
13	Nov 11	Detroit	1-3 L
14	Nov 12	@ Boston	7-0 W
15	Nov 16	@ Montreal	2-5 L
16	Nov 18	NY Rangers	5-4 W
17	Nov 19	@ Boston	1-3 L
18	Nov 22	Chicago	5-2 W
19	Nov 23	@ Detroit	2-1 W
20	Nov 25	Montreal	4-1 W
21	Nov 26	@ NY Rangers	3-2 W
22	Nov 30	@ Montreal	0-0 T
23	Dec 2	Chicago	0-0 T
24	Dec 3	@ Chicago	3-3 T
25	Dec 6	Montreal	3-1 W
26	Dec 9	Boston	8-1 W
27	Dec 10	@ Detroit	2-3 L
28	Dec 13	Detroit	3-4 L
29	Dec 14	@ Chicago	7-1 W
30	Dec 16	Chicago	2-3 L
31	Dec 17	@ Boston	4-2 W
32	Dec 20	Montreal	6-1 W
33	Dec 23	Boston	2-2 T
34	Dec 27	@ NY Rangers	1-3 L
35	Dec 30	Detroit	1-3 L
36	Dec 31	@ Detroit	4-2 W
37	Jan 6	NY Rangers	2-4 L
38	Jan 9	@ Detroit	3-3 T
39	Jan 13	Chicago	3-3 T
40	Jan 14	@ NY Rangers	1-2 L
41	Jan 18	@ Montreal	5-2 W
42	Jan 20	Boston	2-1 W
43	Jan 21	@ Detroit	0-0 T
44	Jan 24	Montreal	4-3 W
45	Jan 27	NY Rangers	2-1 W
46	Jan 28	@ Chicago	4-3 W
47	Feb 1	@ Montreal	3-1 W
48	Feb 3	Chicago	6-3 W
49	Feb 4	@ Boston	3-3 T
50	Feb 7	Montreal	3-1 W
51	Feb 10	Detroit	1-2 L
52	Feb 11	@ Chicago	5-3 W
53	Feb 15	@ Montreal	2-2 T
54	Feb 17	NY Rangers	2-0 W
55	Feb 18	@ NY Rangers	5-2 W
56	Feb 21	Detroit	2-2 T
57	Feb 24	Boston	6-2 W
58	Mar 1	@ Montreal	1-3 L
59	Mar 3	Chicago	3-0 W
60	Mar 5	@ Detroit	1-3 L
61	Mar 7	Detroit	0-3 L
62	Mar 10	Boston	5-3 W
63	Mar 11	@ Boston	1-3 L
64	Mar 14	@ NY Rangers	3-1 W
65	Mar 15	@ Chicago	5-3 W
66	Mar 17	NY Rangers	3-1 W
67	Mar 18	@ NY Rangers	4-1 W
68	Mar 21	Montreal	2-0 W
69	Mar 24	Boston	4-1 W
70	Mar 25	@ Boston	1-0 W

Did you Know...





1951-52

(29-25-16 / 74 Points / 3rd in NHL)
GENERAL MANAGER: Conn Smythe
HEAD COACH: Joe Primeau
CAPTAIN: Ted Kennedy

PLAYER	POS	GP	G	A	PTS	PIM
Sid Smith	L	70	27	30	57	6
Ted Kennedy	C	70	19	33	52	33
Tod Sloan	C/R	68	25	23	48	89
Max Bentley	C	69	24	17	41	40
Cal Gardner	C	70	15	26	41	40
Harry Watson	L	70	22	17	39	18
Jimmy Thomson	D	70	0	25	25	86
Howie Meeker	R	54	9	14	23	50
Hugh Bolton	D	60	3	13	16	73
Danny Lewicki	L	51	4	9	13	26
Joe Klukay	L	43	4	8	12	6
Gus Mortson	D	65	1	10	11	106
Fleming Mackell	C	32	2	8	10	16
Bob Solinger	L/R	24	5	3	8	4
Fern Flaman	D	61	0	7	7	110
George Armstrong	R	20	3	3	6	30
Ray Timgren	L	50	2	4	6	11
Bill Juzda	D	46	1	4	5	65
Rudy Migay	C	19	2	1	3	12
Leo Boivin	D	2	0	1	1	0
Jim Morrison	D	17	0	1	1	4
Earl Balfour	L	3	0	0	0	2
Turk Broda	G	1	0	0	0	0
Tim Horton	D	4	0	0	0	8
Frank Mathers	D	2	0	0	0	0
John McLellan	C	2	0	0	0	0
Eric Nesterenko	R	1	0	0	0	0
Al Rollins	G	70	0	0	0	4
Bob Sabourin	L	1	0	0	0	2

PLAYER	POS	GP	W	L	T/O	GA	GAA	SO	PIM	MIN
Al Rollins	G	70	29	24	16	154	2.22	5	4	4170
Turk Broda	G	1	0	1	0	3	6.00	0	0	30

HOME ARENA
Maple Leaf Gardens (Capacity: 14,550)

PLAYOFF RESULT
Lost Semi-Final



1951-52 Toronto Maple Leafs

GP	DATE	OPPONENT	RESULT
1	Oct 13	Chicago	1-3 L
2	Oct 14	@ Detroit	3-2 W
3	Oct 17	Boston	4-2 W
4	Oct 20	NY Rangers	2-3 L
5	Oct 21	@ Chicago	1-1 T
6	Oct 27	Detroit	1-2 L
7	Oct 29	@ Detroit	2-2 T
8	Oct 31	Montreal	1-0 W
9	Nov 1	@ Montreal	4-2 W
10	Nov 3	NY Rangers	1-2 L
11	Nov 7	Chicago	1-0 W
12	Nov 8	@ Chicago	3-1 W
13	Nov 10	Detroit	3-3 T
14	Nov 11	@ Boston	1-1 T
15	Nov 14	@ NY Rangers	2-2 T
16	Nov 17	Boston	1-1 T
17	Nov 18	@ Chicago	0-1 L
18	Nov 21	Chicago	5-1 W
19	Nov 24	Montreal	4-2 W
20	Nov 25	@ Boston	4-1 W
21	Nov 29	@ Montreal	1-5 L
22	Dec 1	NY Rangers	8-2 W
23	Dec 2	@ Detroit	2-1 W
24	Dec 5	Detroit	2-2 T
25	Dec 8	Chicago	3-1 W
26	Dec 9	@ NY Rangers	2-7 L
27	Dec 13	@ Detroit	1-3 L
28	Dec 15	NY Rangers	4-1 W
29	Dec 16	@ Chicago	3-4 L
30	Dec 20	@ Montreal	1-4 L
31	Dec 22	Boston	3-2 W
32	Dec 23	@ Boston	2-4 L
33	Dec 26	Montreal	2-3 L
34	Dec 29	Boston	4-0 W
35	Dec 30	@ NY Rangers	2-2 T
36	Jan 3	@ Montreal	1-3 L
37	Jan 5	Chicago	2-1 W
38	Jan 9	@ NY Rangers	2-1 W
39	Jan 12	Detroit	5-3 W
40	Jan 13	@ Detroit	1-2 L
41	Jan 15	@ Boston	1-0 W
42	Jan 17	@ Montreal	2-2 T
43	Jan 19	Boston	6-2 W
44	Jan 20	@ Chicago	3-1 W
45	Jan 23	Montreal	2-4 L
46	Jan 24	@ Detroit	2-2 T
47	Jan 26	NY Rangers	3-3 T
48	Jan 27	@ Boston	3-0 W
49	Feb 2	Boston	1-1 T
50	Feb 3	@ Chicago	1-3 L
51	Feb 9	Montreal	3-2 W
52	Feb 10	@ NY Rangers	4-3 W
53	Feb 13	Detroit	1-3 L
54	Feb 14	@ Montreal	1-3 L
55	Feb 16	Chicago	2-2 T
56	Feb 19	NY Rangers	3-5 L
57	Feb 21	@ Chicago	1-3 T
58	Feb 23	Detroit	1-3 L
59	Feb 27	@ NY Rangers	3-1 W
60	Mar 1	Boston	1-1 T
61	Mar 2	@ Boston	2-2 T
62	Mar 5	Montreal	6-2 W
63	Mar 8	Detroit	6-3 W
64	Mar 9	@ Detroit	1-6 L
65	Mar 13	@ Montreal	1-3 L
66	Mar 15	NY Rangers	5-2 W
67	Mar 16	@ NY Rangers	4-2 W
68	Mar 19	Montreal	0-3 L
69	Mar 22	Chicago	2-3 L
70	Mar 23	@ Boston	2-4 L



1952-53

(27-30-13 / 67 Points / 5th in NHL)
GENERAL MANAGER: Conn Smythe
HEAD COACH: Joe Primeau
CAPTAIN: Ted Kennedy

PLAYER	POS	GP	G	A	PTS	PIM
Sid Smith	L	70	20	19	39	6
Ted Kennedy	C	43	14	23	37	42
Gord Hannigan	C	65	17	18	35	51
Ron Stewart	R	70	13	22	35	29
Bob Hassard	C	70	8	23	31	14
Tod Sloan	C/R	70	15	10	25	76
George Armstrong	R	52	14	11	25	54
Harry Watson	L	63	16	8	24	8
Max Bentley	C	36	12	11	23	16
Jimmy Thomson	D	69	0	22	22	73
Eric Nesterenko	R	35	10	6	16	27
Tim Horton	D	70	2	14	16	85
Leo Boivin	D	70	2	13	15	97
Rudy Migay	C	40	5	4	9	22
Jim Morrison	D	56	1	8	9	36
Fern Flaman	D	66	2	6	8	110
Phil Maloney	C	29	2	6	8	2
Howie Meeker	R	25	1	7	8	26
Danny Lewicki	L	4	1	3	4	2
Bob Solinger	L/R	18	1	1	2	2
Hugh Bolton	D	9	0	0	0	10
Harry Lumley	G	70	0	0	0	18
Parker MacDonald	C	1	0	0	0	0
Willie Marshall	C	2	0	0	0	0
Wally Maxwell	C	2	0	0	0	0
Dave Reid	C	2	0	0	0	0
Frank Sullivan	D	5	0	0	0	2
Ray Timgren	L	12	0	0	0	4

PLAYER	POS	GP	W	L	T/O	GA	GAA	SO	PIM	MIN
Harry Lumley	G	70	27	30	13	167	2.39	10	18	4200

HOME ARENA
Maple Leaf Gardens (Capacity: 14,550)

PLAYOFF RESULT
Out of Playoffs



1952-53 Toronto Maple Leafs



1953-54

(32-24-14 / 78 Points / 3rd in NHL)

GENERAL MANAGER: Conn Smythe

HEAD COACH: King Clancy

CAPTAIN: Ted Kennedy

PLAYER	POS	GP	G	A	PTS	PIM
Tod Sloan	C/R	67	11	32	43	100
Sid Smith	L	70	22	16	38	28
Ted Kennedy	C	67	15	23	38	78
George Armstrong	R	63	17	15	32	60
Tim Horton	D	70	7	24	31	94
Harry Watson	L	70	21	7	28	30
Jimmy Thomson	D	61	2	24	26	86
Ron Stewart	R	70	14	11	25	72
Eric Nesterenko	R	68	14	9	23	70
Rudy Migay	C	70	8	15	23	60
Jim Morrison	D	60	9	11	20	51
Bob Bailey	R	48	2	7	9	70
Gord Hannigan	C	35	4	4	8	18
Fern Flaman	D	62	0	8	8	84
Leo Boivin	D	58	1	6	7	81
Bob Solinger	L/R	39	3	2	5	2
Bob Hassard	C	26	1	4	5	4
Howie Meeker	R	5	1	0	1	0
Earl Balfour	L	17	0	1	1	6
Danny Lewicki	L	7	0	1	1	12
Hugh Bolton	D	9	0	0	0	10
Harry Lumley	G	69	0	0	0	0
Gilles Mayer	G	1	0	0	0	0

PLAYER	POS	GP	W	L	T/O	GA	GAA	SO	PIM	MIN
Harry Lumley	G	69	32	24	13	128	1.86	13	6	4140
Gilles Mayer	G	1	0	0	1	3	3.00	0	0	60

HOME ARENA

Maple Leaf Gardens (Capacity: 14,550)

PLAYOFF RESULT

Lost Semi-Final

UNIFORMS

HOME



AWAY



1953-54 Toronto Maple Leafs



1954-55

(24-24-22 / 70 Points / 3rd in NHL)

GENERAL MANAGER: Conn Smythe

HEAD COACH: King Clancy

CAPTAIN: Ted Kennedy

PLAYER	POS	GP	G	A	PTS	PIM
Sid Smith	L	70	33	21	54	14
Ted Kennedy	C	70	10	42	52	74
Eric Nesterenko	R	62	15	15	30	99
Tod Sloan	C/R	63	13	15	28	89
George Armstrong	R	66	10	18	28	80
Rudy Migay	C	67	8	16	24	66
Hugh Bolton	D	69	2	19	21	55
Ron Stewart	R	53	14	5	19	20
Jim Morrison	D	70	5	12	17	84
Joe Klukay	L	56	8	8	16	44
Jimmy Thomson	D	70	4	12	16	63
Tim Horton	D	67	5	9	14	84
Parker MacDonald	C	62	8	3	11	36
Brian Cullen	C	27	3	5	8	6
Bob Bailey	R	32	4	2	6	52
Bob Solinger	L/R	17	1	5	6	11
Larry Cahan	D	59	0	6	6	64
Willie Marshall	C	16	1	4	5	0
Dave Creighton	C	14	2	1	3	8
Harry Watson	L	8	1	1	2	0
Gord Hannigan	C	13	0	2	2	8
Leo Boivin	D	7	0	0	0	8
Jack Caffery	C	3	0	0	0	0
Dick Duff	L	3	0	0	0	2
Gerry Foley	R	4	0	0	0	8
Gerry James	R	1	0	0	0	0
Paul Knox	R	1	0	0	0	0
Harry Lumley	G	69	0	0	0	9
Gilles Mayer	G	1	0	0	0	0
Marc Reaume	D	1	0	0	0	4
Dave Reid	C	1	0	0	0	0
Ray Timgren	L	1	0	0	0	2

PLAYER	POS	GP	W	L	T/O	GA	GAA	SO	PIM	MIN
Harry Lumley	G	69	23	24	22	134	1.94	8	9	4140
Gilles Mayer	G	1	1	0	0	1	1.00	0	0	60

HOME ARENA

Maple Leaf Gardens (Capacity: 14,550)

PLAYOFF RESULT

Lost Semi-Final

UNIFORMS

HOME



AWAY



1954-55 Toronto Maple Leafs



1956-57



1955-56

(24-33-13 / 61 Points / 4th in NHL)

GENERAL MANAGER: Conn Smythe & Hap Day

HEAD COACH: King Clancy

CAPTAIN: Sid Smith

PLAYER	POS	GP	G	A	PTS	PIM
Tod Sloan	C/R	70	37	29	66	100
George Armstrong	R	67	16	32	48	97
Dick Duff	L	69	18	19	37	74
Rudy Migay	C	70	12	16	28	52
Ron Stewart	R	69	13	14	27	35
Billy Harris	C	70	9	13	22	8
Sid Smith	L	55	4	17	21	8
Hugh Bolton	D	67	4	16	20	65
Earl Balfour	L	59	14	5	19	40
Jim Morrison	D	63	2	17	19	77
Gord Hannigan	C	48	8	7	15	40
Ron Hurst	R	50	7	5	12	62
Marc Reaume	D	48	0	12	12	50
Eric Nesterenko	R	40	4	6	10	65
Brian Cullen	C	21	2	6	8	8
Jimmy Thomson	D	62	0	7	7	96
Gerry James	R	46	3	3	6	50
Tim Horton	D	35	0	5	5	36
Larry Cahan	D	21	0	2	2	46
Jack Blonda	D	13	0	1	1	18
Bill Burega	D	4	0	1	1	4
Joe Klukay	L	18	0	1	1	2
Bob Bailey	R	6	0	0	0	6
Ed Chadwick	G	5	0	0	0	0
Barry Cullen	R	3	0	0	0	4
Ray Gariepy	D	1	0	0	0	4
Harry Lumley	G	59	0	0	0	2
Al MacNeil	D	1	0	0	0	2
Willie Marshall	C	6	0	0	0	0
Gilles Mayer	G	6	0	0	0	0
Dave Reid	C	4	0	0	0	0
Lefty Wilson	G	1	0	0	0	0

PLAYER	POS	GP	W	L	T/O	GA	GAA	SO	PIM	MIN
Harry Lumley	G	59	21	28	10	157	2.67	3	2	3527
Gilles Mayer	G	6	1	5	0	18	3.00	0	0	360
Ed Chadwick	G	5	2	0	3	3	0.60	2	0	300
Lefty Wilson	G	1	0	0	0	0	0.00	0	0	13

HOME ARENA

Maple Leaf Gardens (Capacity: 14,550)

PLAYOFF RESULT

Lost Semi-Final

UNIFORMS

HOME



AWAY



1955-56 Toronto Maple Leafs

GP	DATE	OPPONENT	RESULT
1	Oct 6	@ Montreal	0-2 L
2	Oct 8	Detroit	4-2 W
3	Oct 9	@ Chicago	1-3 L
4	Oct 12	@ Boston	0-2 L
5	Oct 15	Boston	2-2 T
6	Oct 16	@ Detroit	0-6 L
7	Oct 19	NY Rangers	2-6 L
8	Oct 22	NY Rangers	3-2 W
9	Oct 26	Montreal	2-1 W
10	Oct 29	Chicago	2-0 W
11	Nov 2	Detroit	3-1 W
12	Nov 3	@ Montreal	3-3 T
13	Nov 5	NY Rangers	0-3 L
14	Nov 6	@ Detroit	1-4 L
15	Nov 11	Chicago	0-2 L
16	Nov 12	Boston	2-3 L
17	Nov 13	NY Rangers	1-4 L
18	Nov 16	Montreal	2-3 L
19	Nov 19	Boston	3-2 W
20	Nov 20	@ Boston	1-1 T
21	Nov 24	Chicago	2-3 L
22	Nov 26	Chicago	7-4 W
23	Nov 27	@ Detroit	2-1 W
24	Nov 30	Detroit	3-3 T
25	Dec 3	Montreal	1-3 L
26	Dec 4	@ Boston	0-5 L
27	Dec 7	@ NY Rangers	1-3 L
28	Dec 8	@ Montreal	1-3 L
29	Dec 10	NY Rangers	6-1 W
30	Dec 11	@ Chicago	3-3 T
31	Dec 15	@ Detroit	0-4 L
32	Dec 17	Boston	5-1 W
33	Dec 18	@ NY Rangers	1-4 L
34	Dec 24	Chicago	5-2 W
35	Dec 25	@ Detroit	1-1 T
36	Dec 28	Montreal	2-0 W
37	Dec 29	@ Montreal	2-5 L
38	Dec 31	Detroit	2-2 T
39	Jan 4	Chicago	4-2 W
40	Jan 7	Boston	6-2 W
41	Jan 14	NY Rangers	5-6 L
42	Jan 15	@ Boston	4-1 W
43	Jan 18	Montreal	2-3 L
44	Jan 19	@ Montreal	1-3 L
45	Jan 21	Detroit	4-2 W
46	Jan 22	@ Detroit	1-4 L
47	Jan 25	Chicago	3-1 W
48	Jan 28	NY Rangers	1-3 L
49	Jan 29	@ Boston	1-3 L
50	Feb 1	@ NY Rangers	2-5 L
51	Feb 4	Chicago	2-4 L
52	Feb 5	@ Chicago	2-3 L
53	Feb 8	Montreal	1-1 T
54	Feb 9	@ Boston	1-1 T
55	Feb 11	NY Rangers	5-0 W
56	Feb 12	@ Chicago	1-1 T
57	Feb 15	Boston	1-0 W
58	Feb 16	@ Montreal	1-8 L
59	Feb 18	Detroit	1-6 L
60	Feb 22	@ NY Rangers	4-2 W
61	Feb 24	@ Chicago	2-1 W
62	Feb 25	Boston	1-3 L
63	Feb 29	Montreal	4-1 W
64	Mar 3	Detroit	2-2 T
65	Mar 4	@ Boston	2-2 T
66	Mar 8	@ Montreal	3-4 L
67	Mar 10	NY Rangers	5-2 W
68	Mar 11	@ NY Rangers	2-4 L
69	Mar 17	Chicago	1-1 T
70	Mar 18	@ Detroit	2-0 W

(21-34-15 / 57 Points / 5th in NHL)

GENERAL MANAGER: Conn Smythe & Hap Day

HEAD COACH: Howie Meeker

CAPTAIN: Ted Kennedy & Jim Thomson

PLAYER	POS	GP	G	A	PTS	PIM
George Armstrong	R	54	18	26	44	37
Sid Smith	L	70	17	24	41	4
Dick Duff	L	70	26	14	40	50
Rudy Migay	C	66	15	20	35	51
Ron Stewart	R	65	15	20	35	28
Tod Sloan	C/R	52	14	21	35	33
Tim Horton	D	66	6	19	25	72
Bob Pulford	L	65	11	11	22	32
Ted Kennedy	C	30	6	16	22	35
Brian Cullen	C	46	8	12	20	27
Marc Reaume	D	63	6	14	20	81
Jim Morrison	D	63	3	17	20	44
Barry Cullen	R	51	6	10	16	30
Gerry James	R	53	4	12	16	90
Al MacNeil	D	53	4	8	12	84
Jimmy Thomson	D	62	0	12	12	50
Billy Harris	C	23	4	6	10	6
Gary Aldcorn	L	22	5	1	6	4
Bob Baun	D	20	0	5	5	37
Mike Nykoluk	R	32	3	1	4	20
Ron Hurst	R	14	2	2	4	8
Frank Mahovlich	L	3	1	0	1	2
Kenny Girard	R	3	0	1	1	2
Hugh Bolton	D	6	0	0	0	2
Ed Chadwick	G	70	0	0	0	0

PLAYER	POS	GP	W	L	T/O	GA	GAA	SO	PIM	MIN
Ed Chadwick	G	70	21	34	15	186	2.66	5	0	4200

HOME ARENA

Maple Leaf Gardens (Capacity: 14,550)

PLAYOFF RESULT

Out of Playoffs

UNIFORMS

HOME



AWAY



1956-57 Toronto Maple Leafs



1957-58

(21-38-11 / 53 Points / 6th in NHL)

GENERAL MANAGER: Stafford Smythe (interim)

HEAD COACH: Billy Reay

CAPTAIN: George Armstrong

PLAYER	POS	GP	G	A	PTS	PIM
Dick Duff	L	65	26	23	49	79
Billy Harris	C	68	16	28	44	32
Brian Cullen	C	67	20	23	43	29
George Armstrong	R	59	17	25	42	93
Barry Cullen	R	70	16	25	41	37
Ron Stewart	R	70	15	24	39	51
Tod Sloan	C/R	59	13	25	38	58
Frank Mahovlich	L	67	20	16	36	67
Bob Pulford	L	70	14	17	31	48
Tim Horton	D	53	6	20	26	39
Gary Aldcorn	L	59	10	14	24	12
Jim Morrison	D	70	3	21	24	62
Rudy Migay	C	48	7	14	21	18
Paul Masnick	C	41	2	9	11	14
Bob Baun	D	67	1	9	10	91
Marc Reaume	D	68	1	7	8	49
Gerry James	R	15	3	2	5	61
Sid Smith	L	12	2	1	3	2
Pete Conacher	L	5	0	1	1	5
Earl Balfour	L	1	0	0	0	0
Carl Brewer	D	2	0	0	0	0
Ed Chadwick	G	70	0	0	0	0
Kenny Girard	R	3	0	0	0	0
Al MacNeil	D	13	0	0	0	9
Bob Nevin	R	4	0	0	0	0
Noel Price	D	1	0	0	0	5

PLAYER	POS	GP	W	L	T/O	GA	GAA	SO	PIM	MIN
Ed Chadwick	G	70	21	38	11	223	3.19	4	0	4200

HOME ARENA

Maple Leaf Gardens (Capacity: 14,550)

PLAYOFF RESULT

Out of Playoffs

UNIFORMS

HOME



AWAY



1957-58 Toronto Maple Leafs



1958-59

(27-32-11 / 65 Points / 4th in NHL)

GENERAL MANAGER: Stafford Smythe (interim) (Oct. - Nov. 20),

Punch Imlach (Nov. 20 - Apr.)

HEAD COACH: Billy Reay (5-12-3), Punch Imlach (22-20-8)

CAPTAIN: George Armstrong

PLAYER	POS	GP	G	A	PTS	PIM
Dick Duff	L	69	29	24	53	73
Billy Harris	C	70	22	30	52	29
Frank Mahovlich	L	63	22	27	49	94
Bert Olmstead	L	70	10	31	41	74
Bob Pulford	L	70	23	14	37	53
George Armstrong	R	59	20	16	36	37
Ron Stewart	R	70	21	13	34	23
Tim Horton	D	70	5	21	26	76
Gerry Ehman	R	38	12	13	25	12
Larry Regan	R	32	4	21	25	2
Carl Brewer	D	69	3	21	24	125
Allan Stanley	D	70	1	22	23	47
Brian Cullen	C	59	4	14	18	10
Barry Cullen	R	40	6	8	14	17
Dave Creighton	C	34	3	9	12	4
Bob Baun	D	51	1	8	9	87
Marc Reaume	D	51	1	5	6	67
Gary Aldcorn	L	5	0	3	3	2
Rudy Migay	C	19	1	1	2	4
Stephen Kraftcheck	D	8	1	0	1	0
Willie Marshall	C	9	0	1	1	2
Johnny Bower	G	39	0	0	0	2
Ed Chadwick	G	31	0	0	0	0
Bob Nevin	R	2	0	0	0	2
Noel Price	D	28	0	0	0	4

PLAYER	POS	GP	W	L	T/O	GA	GAA	SO	PIM	MIN
Johnny Bower	G	39	15	17	7	106	2.72	3	2	2340
Ed Chadwick	G	31	12	15	4	92	2.97	3	0	1860

HOME ARENA

Maple Leaf Gardens (Capacity: 14,550)

PLAYOFF RESULT

Lost Final

UNIFORMS

HOME



AWAY



1958-59 Toronto Maple Leafs



1959-60

(35-26-9 / 79 Points / 2nd in NHL)

GENERAL MANAGER: Punch Imlach

HEAD COACH: Punch Imlach

CAPTAIN: George Armstrong

PLAYER	POS	GP	G	A	PTS	PIM
Bob Pulford	L	70	24	28	52	81
George Armstrong	R	70	23	28	51	60
Dick Duff	L	67	19	22	41	51
Frank Mahovlich	L	70	18	21	39	61
Billy Harris	C	70	13	25	38	29
Bert Olmstead	L	53	15	21	36	63
Ron Stewart	R	67	14	20	34	28
Allan Stanley	D	64	10	23	33	22
Tim Horton	D	70	3	29	32	69
Johnny Wilson	L	70	15	16	31	8
Gerry Ehman	R	69	12	16	28	26
Carl Brewer	D	67	4	19	23	150
Larry Regan	R	47	4	16	20	6
Bob Baun	D	61	8	9	17	59
Gerry James	R	34	4	9	13	56
Red Kelly	D/C	18	6	5	11	8
Garry Edmundson	L	39	4	6	10	47
Ted Hampson	C	41	2	8	10	17
Dave Creighton	C	14	1	5	6	4
Joe Crozier	D	5	0	3	3	2
Marc Reaume	D	36	0	1	1	6
Johnny Bower	G	66	0	0	0	4
Ed Chadwick	G	4	0	0	0	0
Kenny Girard	R	1	0	0	0	0
Pat Hannigan	L	1	0	0	0	0
Al MacNeil	D	4	0	0	0	2
Rudy Migay	C	1	0	0	0	0

PLAYER	POS	GP	W	L	T/O	GA	GAA	SO	PIM	MIN
Johnny Bower	G	66	34	24	8	177	2.68	5	4	3960
Ed Chadwick	G	4	1	2	1	15	3.75	0	0	240

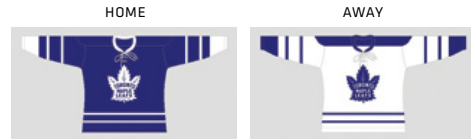
HOME ARENA

Maple Leaf Gardens (Capacity: 14,550)

PLAYOFF RESULT

Lost Final

UNIFORMS



1959-60 Toronto Maple Leafs

GP	DATE	OPPONENT	RESULT
1	Oct 10	Chicago	6-3 W
2	Oct 11	@ Chicago	3-1 W
3	Oct 15	@ Montreal	2-4 L
4	Oct 17	Boston	3-0 W
5	Oct 18	@ Detroit	0-3 L
6	Oct 21	@ NY Rangers	3-2 W
7	Oct 24	NY Rangers	1-1 T
8	Oct 28	Montreal	1-1 T
9	Oct 31	Boston	4-3 W
10	Nov 1	@ Boston	3-6 L
11	Nov 4	NY Rangers	4-1 W
12	Nov 7	Detroit	2-2 T
13	Nov 10	@ Chicago	3-1 W
14	Nov 12	@ Montreal	0-3 L
15	Nov 14	Chicago	3-3 T
16	Nov 15	@ NY Rangers	2-2 T
17	Nov 18	Detroit	3-2 W
18	Nov 21	Montreal	1-4 L
19	Nov 22	@ Boston	2-1 W
20	Nov 26	@ Chicago	4-3 W
21	Nov 28	Boston	2-2 T
22	Nov 29	@ Detroit	4-1 W
23	Dec 2	Montreal	1-0 W
24	Dec 5	NY Rangers	6-3 W
25	Dec 6	@ NY Rangers	0-6 L
26	Dec 10	@ Boston	3-6 L
27	Dec 12	Chicago	2-4 L
28	Dec 13	@ Detroit	2-4 L
29	Dec 17	@ Montreal	2-8 L
30	Dec 19	Detroit	4-2 W
31	Dec 20	@ Chicago	4-7 L
32	Dec 26	NY Rangers	4-0 W
33	Dec 27	@ NY Rangers	6-3 W
34	Dec 30	Montreal	2-3 L
35	Dec 31	@ Detroit	4-2 W
36	Jan 2	Chicago	2-4 L
37	Jan 3	@ Chicago	4-0 W
38	Jan 6	Detroit	3-1 W
39	Jan 9	Boston	2-3 L
40	Jan 10	@ Boston	0-4 L
41	Jan 14	@ Montreal	1-3 L
42	Jan 16	NY Rangers	3-1 W
43	Jan 17	@ Detroit	3-4 L
44	Jan 23	Boston	3-3 T
45	Jan 24	@ Boston	2-6 L
46	Jan 27	Chicago	2-1 W
47	Jan 30	NY Rangers	3-2 W
48	Jan 31	@ Chicago	3-3 T
49	Feb 3	@ NY Rangers	4-2 W
50	Feb 4	@ Montreal	2-4 L
51	Feb 6	Detroit	6-4 W
52	Feb 7	@ Boston	0-3 L
53	Feb 10	Montreal	2-4 L
54	Feb 13	Detroit	7-1 W
55	Feb 14	@ Detroit	3-1 W
56	Feb 17	Boston	3-1 W
57	Feb 20	Chicago	3-1 W
58	Feb 21	@ Chicago	5-7 L
59	Feb 24	Montreal	3-1 W
60	Feb 27	Detroit	3-4 L
61	Feb 28	@ NY Rangers	5-3 W
62	Mar 3	@ Montreal	1-5 L
63	Mar 5	Boston	5-2 W
64	Mar 6	@ Boston	3-1 W
65	Mar 9	Montreal	4-9 L
66	Mar 12	NY Rangers	1-4 L
67	Mar 13	@ NY Rangers	2-2 T
68	Mar 17	@ Montreal	6-2 W
69	Mar 19	Chicago	1-0 W
70	Mar 20	@ Detroit	3-2 W



1960-61

(39-19-12 / 90 Points / 2nd in NHL)

GENERAL MANAGER: Punch Imlach

HEAD COACH: Punch Imlach

CAPTAIN: George Armstrong

PLAYER	POS	GP	G	A	PTS	PIM
Frank Mahovlich	L	70	48	36	84	131
Red Kelly	D/C	64	20	50	70	12
Bob Nevin	R	68	21	37	58	13
Bert Olmstead	L	67	18	34	52	84
Dave Keon	C	70	20	25	45	6
Billy Harris	C	66	12	27	39	30
Allan Stanley	D	68	9	25	34	42
Dick Duff	L	67	16	17	33	54
George Armstrong	R	47	14	19	33	21
Bob Pulford	L	40	11	18	29	41
Eddie Shack	L	55	14	14	28	90
Ron Stewart	R	51	13	12	25	8
Tim Horton	D	57	6	15	21	75
Bob Baun	D	70	1	14	15	70
Carl Brewer	D	51	1	14	15	92
Larry Hillman	D	62	3	10	13	59
John MacMillan	R	31	3	5	8	8
Larry Regan	R	37	3	5	8	2
Gerry Ehman	R	14	1	1	2	2
Johnny Wilson	L	3	0	1	1	0
Johnny Bower	G	58	0	0	0	0
Garry Edmundson	L	3	0	0	0	0
Gary Jarrett	L	1	0	0	0	0
Cesare Maniago	G	7	0	0	0	2
Jack Martin	C	1	0	0	0	0
Gerry McNamara	G	5	0	0	0	2

PLAYER	POS	GP	W	L	T/O	GA	SA	GAA	SO	PIM	MIN
Johnny Bower	G	36	58	33	15	10	145	2.50	2	0	3480
Cesare Maniago	G	22	7	4	2	1	17	2.43	0	2	420
Gerry McNamara	G	26	5	2	2	1	12	2.40	0	2	300

HOME ARENA

Maple Leaf Gardens (Capacity: 15,037)

PLAYOFF RESULT

Lost Semi-Final

UNIFORMS



1960-61 Toronto Maple Leafs



1961-62



(37-22-11 / 85 Points / 2nd in NHL)

GENERAL MANAGER: Punch Imlach

HEAD COACH: Punch Imlach

CAPTAIN: George Armstrong

PLAYER	POS	GP	G	A	PTS	PIM
Frank Mahovlich	LW	70	33	38	71	87
Dave Keon	C	64	26	35	61	2
George Armstrong	RW	70	21	32	53	27
Red Kelly	D/C	58	22	27	49	6
Bob Nevin	RW	69	15	30	45	10
Bob Pulford	LW	70	18	21	39	98
Tim Horton	D	70	10	28	38	88
Dick Duff	LW	51	17	20	37	37
Bert Olmstead	LW	56	13	23	36	10
Allan Stanley	D	60	9	26	35	24
Billy Harris	C	67	15	10	25	14
Carl Brewer	D	67	1	22	23	89
Eddie Shack	LW	44	7	14	21	62
Ed Litzenberger	C/RW	37	10	10	20	14
Ron Stewart	RW	60	8	9	17	14
Bob Baun	D	65	4	11	15	94
Al Arbour	D	52	1	5	6	68
Les Kozak	LW	12	1	0	1	2
John MacMillan	RW	31	1	0	1	8
Johnny Bower	G	59	0	1	1	4
Arnie Brown	D	2	0	0	0	0
Gerry Cheevers	G	2	0	0	0	0
Brian Conacher	LW	1	0	0	0	0
Alex Faulkner	C	1	0	0	0	0
Larry Hillman	D	5	0	0	0	4
Larry Keenan	LW	2	0	0	0	0
Don Simmons	G	9	0	0	0	0

PLAYER	POS	GP	W	L	T/O	GA	GAA	SO	PIM	MIN
Johnny Bower	G	59	31	18	10	151	2.56	2	4	3540
Don Simmons	G	9	5	3	1	21	2.33	1	0	540
Gerry Cheevers	G	2	1	1	0	6	3.00	0	0	120

HOME ARENA

Maple Leaf Gardens (Capacity: 15,037)


PLAYOFF RESULT

Won Stanley Cup (See page 412 for more information)

UNIFORMS

HOME

AWAY



Bob Baun, Allan Stanley & Dick Duff with the Stanley Cup on April 22, 1962.



1962-63



(35-23-12 / 82 Points / 1st in NHL)

GENERAL MANAGER: Punch Imlach

HEAD COACH: Punch Imlach

CAPTAIN: George Armstrong

PLAYER	POS	GP	G	A	PTS	PIM
Frank Mahovlich	L	67	36	37	73	56
Red Kelly	D/C	66	20	40	60	8
Dave Keon	C	68	28	28	56	2
Bob Pulford	L	70	19	25	44	49
George Armstrong	R	70	19	24	43	27
Dick Duff	L	69	16	19	35	56
Bob Nevin	R	58	12	21	33	4
Ron Stewart	R	63	16	16	32	26
Billy Harris	C	65	8	24	32	22
Eddie Shack	L	63	16	9	25	97
Tim Horton	D	70	6	19	25	69
Carl Brewer	D	70	2	23	25	168
Kent Douglas	D	70	7	15	22	105
Allan Stanley	D	61	4	15	19	22
Ed Litzenberger	C/R	58	5	13	18	10
Bob Baun	D	48	4	8	12	65
Bronco Horvath	C	10	0	4	4	12
Norm Armstrong	R/D	7	1	1	2	2
John MacMillan	R	6	1	1	2	6
Al Arbour	D	4	1	0	1	4
Jim Mikol	L/D	4	0	1	1	2
Rod Seiling	D	1	0	1	1	0
Johnny Bower	G	42	0	0	0	2
Andre Champagne	L	2	0	0	0	0
Bruce Draper	C	1	0	0	0	0
Larry Hillman	D	5	0	0	0	2
Don Simmons	G	28	0	0	0	0

PLAYER	POS	GP	W	L	T/O	GA	GAA	SO	PIM	MIN
Johnny Bower	G	42	20	15	7	109	2.60	1	2	2520
Don Simmons	G	28	15	8	5	69	2.46	1	0	1680

HOME ARENA

Maple Leaf Gardens (Capacity: 14,650)

PLAYOFF RESULT

Won Stanley Cup (See page 412 for more information)

UNIFORMS

HOME

AWAY



Frank Mahovlich



1963-64



(33-25-12 / 78 Points / 3rd in NHL)

GENERAL MANAGER: Punch Imlach

HEAD COACH: Punch Imlach

CAPTAIN: George Armstrong

PLAYER	POS	GP	G	A	PTS	PIM	PP	SH	GW
Dave Keon	C	70	23	37	60	6	7	0	2
Frank Mahovlich	L	70	26	29	55	66	6	0	4
Bob Pulford	D	70	18	30	48	73	1	4	1
Red Kelly	D/C	70	11	34	45	16	1	0	2
George Armstrong	R	66	20	17	37	14	7	0	3
Tim Horton	D	70	9	20	29	71	2	0	7
Allan Stanley	D	70	6	21	27	60	1	0	1
Eddie Shack	L	64	11	10	21	128	0	0	5
Ron Stewart	R	65	14	5	19	46	0	2	1
Jim Pappin	R	50	11	8	19	33	0	0	0
Bob Nevin	R	49	7	12	19	26	1	1	1
Billy Harris	C	63	6	12	18	17	1	0	2
Bob Baun	D	52	4	14	18	113	0	0	2
Andy Bathgate	R	15	3	15	18	8	0	0	0
Dick Duff	L	52	7	10	17	59	2	0	0
Don McKenney	C	15	9	6	15	2	3	0	1
Carl Brewer	D	57	4	9	13	114	0	0	0
Larry Hillman	D	33	0	4	4	31	0	0	0
Ed Litzenberger	C/R	19	2	0	2	0	0	0	0
Gerry Ehman	R	4	1	1	2	0	1	0	1
Al Arbour	D	6	0	1	1	0	0	0	0
Kent Douglas	D	43	0	1	1	29	0	0	0
Johnny Bower	G	51	0	0	0	4	0	0	0
Arnie Brown	D	4	0	0	0	6	0	0	0
Ron Ellis	R	1	0	0	0	0	0	0	0
John MacMillan	R	13	0	0	0	4	0	0	0
Don Simmons	G	21	0	0	0	0	0	0	0
Pete Stelmowski	C	1	0	0	0	2	0	0	0

PLAYER	POS	GP	W	L	T/O	GA	GAA	SO	PIM	MIN
Johnny Bower	G	51	24	16	11	106	2.11	5	4	3009
Don Simmons	G	21	9	9	1	63	3.17	3	0	1191

HOME ARENA

Maple Leaf Gardens (Capacity: 14,650)

PLAYOFF RESULT

Won Stanley Cup (See page 413 for more information)

UNIFORMS

HOME



AWAY



Did you Know...



On November 8, 1963, Maple Leafs Gardens became the first arena in the NHL to install separate penalty boxes.

In Photo: Frank Mahovlich (left) and Doug Mohns (right) share space in the penalty box at Maple Leafs Gardens prior to the installation of separate boxes.



1964-65

(30-26-14 / 74 Points / 4th in NHL)

GENERAL MANAGER: Punch Imlach

HEAD COACH: Punch Imlach

CAPTAIN: George Armstrong

PLAYER	POS	GP	G	A	PTS	PIM	PP	SH	GW
Frank Mahovlich	L	59	23	28	51	76	7	0	4
Dave Keon	C	65	21	29	50	10	6	1	2
Red Kelly	D/C	70	18	28	46	8	6	1	1
Andy Bathgate	R	55	16	29	45	34	6	0	1
Ron Ellis	R	62	23	16	39	14	7	1	3
Bob Pulford	L	65	19	20	39	46	2	4	4
George Armstrong	R	59	15	22	37	14	3	0	3
Tim Horton	D	70	12	16	28	95	2	1	2
Kent Douglas	D	67	5	23	28	129	5	0	0
Ron Stewart	R	65	16	11	27	33	2	0	5
Carl Brewer	D	70	4	23	27	177	0	1	0
Pete Stelmowski	C	36	5	15	20	33	3	0	1
Don McKenney	C	52	6	13	19	6	0	0	1
Jim Pappin	R	44	9	9	18	33	0	0	2
Bob Baun	D	70	0	18	18	160	0	0	0
Allan Stanley	D	64	2	15	17	30	0	0	0
Eddie Shack	L	67	5	9	14	68	2	0	0
Billy Harris	C	48	1	6	7	0	0	0	0
Dickie Moore	L	38	2	4	6	68	0	0	0
Brit Selby	L	3	2	0	2	2	0	0	1
Terry Sawchuk	G	36	0	2	2	24	0	0	0
Johnny Bower	G	34	0	0	0	6	0	0	0
Larry Hillman	D	2	0	0	0	2	0	0	0
Duane Rupp	D	2	0	0	0	0	0	0	0

PLAYER	POS	GP	W	L	T/O	GA	GAA	SO	PIM	MIN
Terry Sawchuk	G	36	17	13	6	92	2.56	1	24	2160
Johnny Bower	G	34	13	13	8	81	2.38	3	6	2040

HOME ARENA

Maple Leaf Gardens (Capacity: 14,955)

PLAYOFF RESULT

Lost Semi-Final

UNIFORMS

HOME



AWAY



1964-65 Toronto Maple Leafs

GP	DATE	OPPONENT	RESULT
1	Oct 15	@ Detroit	5-3 W
2	Oct 17	Boston	7-2 W
3	Oct 18	@ NY Rangers	3-3 T
4	Oct 22	@ Boston	2-2 T
5	Oct 24	NY Rangers	1-1 T
6	Oct 27	@ Chicago	3-2 W
7	Oct 28	Montreal	2-5 L
8	Oct 31	Chicago	5-1 W
9	Nov 1	@ Detroit	2-4 L
10	Nov 5	@ Montreal	2-2 T
11	Nov 7	NY Rangers	0-1 L
12	Nov 11	Detroit	3-1 W
13	Nov 14	Boston	1-3 L
14	Nov 15	@ Chicago	2-4 L
15	Nov 18	Montreal	3-1 W
16	Nov 21	Chicago	1-0 W
17	Nov 22	@ Boston	3-1 W
18	Nov 25	@ NY Rangers	3-6 L
19	Nov 26	@ Chicago	4-2 W
20	Nov 28	NY Rangers	1-4 L
21	Nov 29	@ Detroit	1-1 T
22	Dec 3	@ Montreal	2-4 L
23	Dec 5	Detroit	10-2 W
24	Dec 9	Montreal	2-3 L
25	Dec 12	Boston	6-3 W
26	Dec 13	@ NY Rangers	3-3 T
27	Dec 17	@ Montreal	2-2 T
28	Dec 19	NY Rangers	6-3 W
29	Dec 20	@ Detroit	1-3 L
30	Dec 25	@ Chicago	3-3 T
31	Dec 26	Chicago	3-5 L
32	Dec 30	Montreal	3-4 L
33	Jan 1	@ Boston	0-3 L
34	Jan 2	Detroit	3-1 W
35	Jan 3	@ NY Rangers	3-3 T
36	Jan 6	@ Chicago	3-1 W
37	Jan 9	Boston	2-1 W
38	Jan 10	@ NY Rangers	6-0 W
39	Jan 13	Chicago	0-0 T
40	Jan 14	@ Montreal	5-3 W
41	Jan 16	Detroit	2-4 L
42	Jan 17	@ Boston	3-1 W
43	Jan 20	Montreal	1-2 L
44	Jan 23	NY Rangers	1-1 T
45	Jan 24	@ Detroit	1-4 L
46	Jan 30	Boston	6-1 W
47	Jan 31	@ Boston	4-2 W
48	Feb 4	@ Montreal	5-2 W
49	Feb 6	Chicago	3-6 L
50	Feb 7	@ Chicago	2-1 W
51	Feb 10	Montreal	6-2 W
52	Feb 13	Detroit	2-1 W
53	Feb 14	@ Boston	2-2 T
54	Feb 20	Chicago	4-3 W
55	Feb 21	@ Detroit	2-3 L
56	Feb 24	Boston	1-3 L
57	Feb 27	NY Rangers	3-4 L
58	Feb 28	@ NY Rangers	2-6 L
59	Mar 4	@ Montreal	2-2 T
60	Mar 6	Chicago	4-1 W
61	Mar 7	@ Boston	3-3 T
62	Mar 10	Detroit	2-4 L
63	Mar 13	Boston	0-2 L
64	Mar 14	@ Chicago	3-5 L
65	Mar 18	@ Montreal	1-4 L
66	Mar 20	NY Rangers	4-1 W
67	Mar 21	@ NY Rangers	10-1 W
68	Mar 24	Montreal	3-2 W
69	Mar 27	Detroit	1-4 L
70	Mar 28	@ Detroit	4-0 W



1965-66

(34-25-11 / 79 Points / 3rd in NHL)

GENERAL MANAGER: Punch Imlach

HEAD COACH: Punch Imlach

CAPTAIN: George Armstrong

PLAYER	POS	GP	G	A	PTS	PIM	PP	SH	GW
Frank Mahovlich	L	68	32	24	56	68	10	0	6
Bob Pulford	L	70	28	28	56	51	11	2	2
Dave Keon	C	69	24	30	54	4	6	0	5
George Armstrong	R	70	16	35	51	12	3	2	3
Eddie Shack	L	63	26	17	43	88	2	0	6
Ron Ellis	R	70	19	23	42	24	3	0	1
Red Kelly	D/C	63	8	24	32	12	0	0	2
Tim Horton	D	70	6	22	28	76	3	0	2
Larry Hillman	D	48	3	25	28	34	3	0	0
Brit Selby	L	61	14	13	27	26	1	0	2
Wally Boyer	C	46	4	17	21	23	1	1	0
Kent Douglas	D	64	6	14	20	97	5	0	0
Allan Stanley	D	59	4	14	18	35	1	0	0
Pete Stelmowski	C	56	4	12	16	55	0	0	1
Orland Kurtenbach	C	70	9	6	15	54	2	1	3
Marcel Pronovost	D	54	2	8	10	34	0	0	0
Bob Baun	D	44	0	6	6	68	0	0	0
Mike Walton	C	6	1	3	4	0	0	0	0
Jim Pappin	R	7	0	3	3	8	0	0	0
Larry Jeffrey	L	20	1	1	2	22	0	0	1
Eddie Joyal	C	14	0	2	2	2	0	0	0
Dick Gamble	L	2	1	0	1	0	1	0	0
Al Arbour	D	4	0	1	1	2	0	0	0
Johnny Bower	G	35	0	1	1	0	0	0	0
Wayne Carleton	L	2	0	1	1	0	0	0	0
Duane Rupp	D	2	0	1	1	0	0	0	0
Terry Sawchuk	G	27	0	1	1	12	0	0	0
Brian Conacher	L	2	0	0	0	2	0	0	0
Bruce Gamble	G	10	0	0	0	0	0	0	0
Brent Imlach	L/R	2	0	0	0	0	0	0	0
Jim McKenny	D	2	0	0	0	2	0	0	0
Darryl Sly	D	2	0	0	0	0	0	0	0
Al Smith	G	2	0	0	0	0	0	0	0
Gary Smith	G	3	0	0	0	0	0	0	0

PLAYER	POS	GP	W	L	T/O	GA	GAA	SO	PIM	MIN
Johnny Bower	G	35	18	10	5	75	2.25	3	0	1998
Terry Sawchuk	G	27	10	11	3	80	3.16	1	12	1521
Bruce Gamble	G	10	5	2	3	21	2.51	4	0	501
Gary Smith	G	3	0	2	0	7	3.56	0	0	118
Al Smith	G	2	1	0	0	2	1.94	0	0	62

HOME ARENA

Maple Leaf Gardens (Capacity: 14,988)

PLAYOFF RESULT

Lost Semi-Final

UNIFORMS

HOME



AWAY



1966-67



(32-27-11 / 75 Points / 3rd in NHL)

GENERAL MANAGER: Punch Imlach

HEAD COACH: Punch Imlach

CAPTAIN: George Armstrong

PLAYER	POS	GP	G	A	PTS	PIM	PP	SH	GW
Dave Keon	C	66	19	33	52	2	5	1	2
Frank Mahovlich	L	63	18	28	46	44	4	0	3
Ron Ellis	R	67	22	23	45	14	4	2	7
Bob Pulford	L	67	17	28	45	28	1	1	1
Red Kelly	D/C	61	14	24	38	4	2	0	0
Pete Stelmowski	C	68	13	22	35	75	1	0	4
George Armstrong	R	70	9	24	33	26	3	0	3
Jim Pappin	R	64	21	11	32	89	6	0	7
Larry Jeffrey	L	56	11	17	28	27	1	1	1
Brian Conacher	L	66	14	13	27	47	1	0	1
Eddie Shack	L	63	11	14	25	58	0	0	2
Tim Horton	D	70	8	17	25	70	3	0	1
Larry Hillman	D	55	4	19	23	40	0	0	0
Mike Walton	C	31	7	10	17	13	4	0	0
Kent Douglas	D	39	2	12	14	48	1	0	0
Marcel Pronovost	D	58	2	12	14	28	0	0	0
Allan Stanley	D	53	1	12	13	20	0	0	0
John Brenneman	L	41	6	4	10	4	0	1	0
Bob Baun	D	54	2	8	10	83	0	0	0
Brit Selby	L	6	1	1	2	0	0	0	0
Wayne Carleton	L	5	1	0	1	14	1	0	0
Jim McKenny	D	6	1	0	1	0	0	0	0
Johnny Bower	G	27	0	0	0	0	0	0	0
Bruce Gamble	G	23	0	0	0	0	0	0	0
Dick Gamble	L	1	0	0	0	0	0	0	0
Brent Imlach	L/R	1	0	0	0	0	0	0	0
Duane Rupp	D	3	0	0	0	0	0	0	0
Terry Sawchuk	G	28	0	0	0	2	0	0	0
Al Smith	G	1	0	0	0	0	0	0	0
Gary Smith	G	2	0	0	0	0	0	0	0

PLAYER	POS	GP	W	L	T/O	GA	GAA	SO	PIM	MIN
Johnny Bower	G	27	12	9	3	63	2.64	2	0	1431
Terry Sawchuk	G	28	15	5	4	66	2.81	2	2	1409
Bruce Gamble	G	23	5	10	4	67	3.39	0	0	1185
Gary Smith	G	2	0	2	0	7	3.65	0	0	115
Al Smith	G	1	0	1	0	5	5.00	0	0	60

HOME ARENA

Maple Leaf Gardens (Capacity: 16,161)

PLAYOFF RESULT

Won Stanley Cup (See page 414 for more information)

UNIFORMS


*HOME



*AWAY



*Please note these versions of the uniform weren't worn until the 1967 Stanley Cup Playoffs. The previous season's design and logo was worn for the 1966-67 Regular Season.



George Armstrong with the Stanley Cup on May 2, 1967.



1967-68

(33-31-10 / 76 Points / 5th in East Division)

GENERAL MANAGER: Punch Imlach

HEAD COACH: Punch Imlach

CAPTAIN: George Armstrong

PLAYER	POS	GP	G	A	PTS	+	-	PIM	PP	SH	GW	S
Mike Walton	C	73	30	29	59	1	48	11	0	5	238	
Bob Pulford	L	74	20	30	50	-7	40	4	3	3	229	
Ron Ellis	R	74	28	20	48	6	8	1	1	5	215	
Dave Keon	C	67	11	37	48	16	4	1	0	3	196	
Murray Oliver	C	74	16	21	37	8	18	2	0	2	155	
Frank Mahovlich	L	50	19	17	36	1	30	2	0	4	151	
George Armstrong	R	62	13	21	34	8	4	2	0	2	125	
Jim Pappin	R	58	13	15	28	0	37	2	0	1	117	
Tim Horton	D	69	4	23	27	20	82	1	1	0	179	
Brian Conacher	L	64	11	14	25	7	31	0	1	1	88	
Pete Stelmowski	C	60	7	15	22	-5	82	0	0	1	141	
Larry Hillman	D	55	3	17	20	7	13	2	0	1	92	
Marcel Pronovost	D	70	3	17	20	0	48	0	0	1	70	
Wayne Carleton	L	65	8	11	19	5	34	0	0	1	140	
Norm Ullman	C	13	5	12	17	12	2	1	0	0	39	
Allan Stanley	D	64	1	13	14	6	16	0	0	0	61	
Paul Henderson	R	13	5	6	11	13	8	0	0	1	38	
Duane Rupp	D	71	1	8	9	16	42	0	0	0	79	
Floyd Smith	R	6	6	1	7	7	0	1	0	1	19	
Mike Byers	R	10	2	2	4	2	0	1	0	0	16	
Mike Pelyk	D	24	0	3	3	3	55	0	0	0	18	
Garry Unger	C	15	1	1	2	-5	4	0	0	0	15	
Tom Martin	R	3	1	0	1	0	0	1	0	0	2	
Jim McKenny	D	5	1	0	1	-2	0	1	0	1	2	
Johnny Bower	G	43	0	1	1	0	14	0	0	0	0	
J.P. Parise	L	1	0	1	1	0	0	0	0	0	1	
Bruce Gamble	G	41	0	0	0	0	2	0	0	0	0	
Duke Harris	R	4	0	0	0	-4	0	0	0	0	7	
Andre Hinse	L	4	0	0	0	-2	0	0	0	0	1	
Darryl Sly	D	17	0	0	0	-1	4	0	0	0	2	

PLAYER	POS	GP	W	L	T/O	GA	GAA	SO	PIM	MIN
Johnny Bower	G	43	14	18	7	84	2.25	4	14	2239
Bruce Gamble	G	41	19	13	3	85	2.32	5	2	2201

HOME ARENA

Maple Leaf Gardens (Capacity: 15,620)

PLAYOFF RESULT

Out of Playoffs

UNIFORMS



* Game played in Quebec City, QC.



1967-68 Toronto Maple Leafs

GP	DATE	OPPONENT	RESULT
1	Oct 14	Chicago	5-1 W
2	Oct 15	@ Chicago	5-3 W
3	Oct 18	Detroit	2-3 L
4	Oct 19	@ Montreal	0-1 L
5	Oct 21	NY Rangers	3-5 L
6	Oct 25	Los Angeles	4-2 W
7	Oct 28	Oak. Seals	5-2 W
8	Oct 29	@ NY Rangers	2-3 L
9	Nov 1	Montreal	5-0 W
10	Nov 2	@ Detroit	9-3 W
11	Nov 4	NY Rangers	4-2 W
12	Nov 5	@ Boston	2-2 T
13	Nov 8	@ Oak. Seals	6-1 W
14	Nov 9	@ Los Angeles	1-4 L
15	Nov 11	@ Min. North Stars	1-2 L
16	Nov 15	Boston	4-2 W
17	Nov 18	Chicago	2-2 T
18	Nov 19	@ Boston	2-6 L
19	Nov 22	Min. North Stars	3-0 W
20	Nov 25	Detroit	3-2 W
21	Nov 29	Montreal	2-1 W
22	Nov 30	@ Detroit	3-3 T
23	Dec 2	Oak. Seals	3-0 W
24	Dec 6	@ Min. North Stars	1-1 T
25	Dec 9	Boston	3-3 T
26	Dec 10	@ St. Louis	1-2 L
27	Dec 13	Pittsburgh	1-2 L
28	Dec 16	NY Rangers	4-2 W
29	Dec 17	@ Chicago	0-2 L
30	Dec 20	@ Montreal	0-5 L
31	Dec 23	Detroit	5-3 W
32	Dec 25	@ Detroit	3-1 W
33	Dec 27	Montreal	2-2 T
34	Dec 30	St. Louis	8-1 W
35	Dec 31	@ NY Rangers	0-4 L
36	Jan 3	@ Montreal	1-1 T
37	Jan 6	Boston	3-3 T
38	Jan 7	@ NY Rangers	2-6 L
39	Jan 10	Detroit	2-1 W
40	Jan 12	@ Pittsburgh	3-4 L
41	Jan 13	Pittsburgh	7-0 W
42	Jan 18	@ Boston	4-2 W
43	Jan 20	Min. North Stars	5-1 W
44	Jan 21	@ Detroit	2-0 W
45	Jan 24	Philadelphia	1-2 L
46	Jan 27	Chicago	1-4 L
47	Jan 28	@ Chicago	3-1 W
48	Jan 30	@ Montreal	0-3 L
49	Feb 3	@ Pittsburgh	3-3 T
50	Feb 4	@ Philadelphia	1-4 L
51	Feb 7	@ Chicago	2-3 L
52	Feb 11	@ Oak. Seals	3-4 L
53	Feb 12	@ Los Angeles	0-2 L
54	Feb 14	Montreal	2-4 L
55	Feb 17	NY Rangers	2-3 L
56	Feb 21	St. Louis	1-5 L
57	Feb 24	Boston	1-0 W
58	Feb 25	@ NY Rangers	1-3 L
59	Feb 28	Chicago	0-1 L
60	Feb 29	@ Boston	1-4 L
61	Mar 2	Los Angeles	5-2 W
62	Mar 6	Philadelphia	7-2 W
63	Mar 9	Detroit	7-5 W
64	Mar 10	@ Chicago	0-4 L
65	Mar 13	@ St. Louis	3-3 T
66	Mar 16	Boston	3-0 W
67	Mar 17	@ Philadelphia	4-7 L*
68	Mar 20	@ Montreal	2-3 L
69	Mar 21	@ Detroit	5-2 W
70	Mar 23	NY Rangers	3-1 W
71	Mar 24	@ NY Rangers	2-4 L
72	Mar 27	Montreal	6-0 W
73	Mar 30	Chicago	3-0 W
74	Mar 31	@ Boston	4-1 W

Note: The Philadelphia Flyers played a "home" game at Maple Leaf Gardens against the Boston Bruins on March 7, 1968, while the Spectrum roof was being repaired. The Bruins won the game 2-1.



1968-69

(35-26-15 / 85 Points / 4th in East Division)

GENERAL MANAGER: Punch Imlach

HEAD COACH: Punch Imlach

CAPTAIN: George Armstrong

PLAYER	POS	GP	G	A	PTS	+	-	PIM	PP	SH	GW	S
Norm Ullman	C	75	35	42	77	19	41	13	0	2	247	
Dave Keon	C	75	27	34	61	17	12	3	6	6	281	
Paul Henderson	R	74	27	32	59	18	16	4	0	5	223	
Murray Oliver	C	76	14	36	50	12	16	3	2	3	192	
Ron Ellis	R	72	25	21	46	5	12	4	0	5	180	
Mike Walton	C	66	22	21	43	-9	34	8	0	5	205	
Tim Horton	D	74	11	29	40	14	107	3	0	1	169	
Floyd Smith	R	64	15	19	34	14	22	2	0	2	120	
Bob Pulford	L	72	11	23	34	-9	20	3	1	1	179	
Jim Dorey	D	61	8	22	30	9	200	0	1	0	133	
George Armstrong	R	53	11	16	27	-9	10	1	1	1	103	
Larry Mickey	R	55	8	19	27	0	43	0	0	3	80	
Pierre Pilote	D	69	3	18	21	5	46	1	0	0	48	
Bill Sutherland	C	44	7	5	12	-3	14	0	0	0	53	
Mike Pelyk	D	65	3	9	12	-2	146	0	0	0	67	
Rick Ley	D	38	1	11	12	2	39	0	0	0	37	
Pat Quinn	D	40	2	7	9	10	95	0	0	1	42	
Wayne Carleton	L	14	2	2	4	-8	6	0	0	0	24	
Marcel Pronovost	D	34	1	2	3	-2	20	0	0	0	18	
Forbes Kennedy	C	13	0	3	3	-1	24	0	0	0	7	
Gerry Meehan	C	25	0	2	2	-1	2	0	0	0	28	
Johnny Bower	G	20	0	0	0	0	0	0	0	0	0	
Mike Byers	R	5	0	0	0	0	2	0	0	0	8	
Terry Clancy	R	2	0	0	0	-1	0	0	0	0	3	
Bruce Gamble	G	61	0	0	0	0	2	0	0	0	0	
Gary Marsh	L	1	0	0	0	0	0	0	0	0	0	
Jim McKenny	D	7	0	0	0	1	2	0	0	0	5	
Al Smith	G	7	0	0	0	0	0	0	0	0	0	

PLAYER	POS	GP	W	L	T/O	GA	GAA	SO	PIM	MIN
Bruce Gamble	G	61	28	20	11	161	2.80	3	2	3446
Johnny Bower	G	20	5	4	3	37	2.85	2	0	779
Al Smith	G	7	2	2	1	16	2.87	0	0	335

HOME ARENA

Maple Leaf Gardens (Capacity: 16,315)

PLAYOFF RESULT

Lost Quarter-Final

UNIFORMS



1968-69 Toronto Maple Leafs

GP	DATE	OPPONENT	RESULT
1	Oct 13	@ Detroit	2-1 W
2	Oct 16	Pittsburgh	2-2 T
3	Oct 19	Chicago	1-3 L
4	Oct 23	St. Louis	6-4 W
5	Oct 26	Boston	2-0 W
6	Oct 27	@ NY Rangers	5-3 W
7	Oct 30	Montreal	0-5 L
8	Nov 2	Philadelphia	2-3 L
9	Nov 6	@ Min. North Stars	1-0 W
10	Nov 9	@ Los Angeles	1-3 L
11	Nov 10	@ Oak. Seals	3-1 W
12	Nov 13	Boston	1-1 T
13	Nov 14	@ Montreal	5-3 W
14	Nov 16	Chicago	3-1 W
15	Nov 17	@ Chicago	1-1 T
16	Nov 20	Pittsburgh	5-2 W
17	Nov 23	Detroit	2-5 L
18	Nov 24	@ Boston	4-7 L
19	Nov 27	@ Pittsburgh	3-3 T
20	Nov 30	Min. North Stars	3-3 T
21	Dec 1	@ NY Rangers	1-3 L
22	Dec 4	@ Min. North Stars	4-2 W
23	Dec 7	NY Rangers	5-2 W
24	Dec 8	@ Pittsburgh	4-1 W
25	Dec 11	Montreal	4-4 T
26	Dec 12	@ Philadelphia	1-0 W
27	Dec 14	St. Louis	3-2 W
28	Dec 18	Oak. Seals	5-2 W
29	Dec 21	Detroit	8-3 W
30	Dec 22	@ Detroit	2-3 L
31	Dec 25	@ Chicago	4-3 W
32	Dec 26	@ Montreal	2-4 L
33	Dec 28	Los Angeles	1-4 L
34	Jan 1	Oak. Seals	7-3 W
35	Jan 4	NY Rangers	5-3 W
36	Jan 5	@ Philadelphia	2-2 T
37	Jan 8	Philadelphia	4-4 T
38	Jan 9	@ Boston	2-3 L
39	Jan 11	Los Angeles	4-2 W
40	Jan 15	Boston	5-5 T
41	Jan 18	Detroit	1-1 T
42	Jan 19	@ Boston	3-5 L
43	Jan 23	@ St. Louis	3-2 W
44	Jan 25	@ Pittsburgh	2-0 W
45	Jan 26	@ Detroit	2-3 L
46	Jan 29	@ Los Angeles	1-3 L
47	Jan 31	@ Oak. Seals	4-5 L
48	Feb 2	@ St. Louis	3-5 L
49	Feb 5	Min. North Stars	5-5 T
50	Feb 8	Oak. Seals	1-4 L
51	Feb 9	@ Chicago	5-3 W
52	Feb 12	Min. North Stars	7-1 W
53	Feb 15	NY Rangers	6-2 W
54	Feb 16	@ NY Rangers	2-4 L
55	Feb 19	Montreal	5-1 W
56	Feb 20	@ Montreal	1-2 L
57	Feb 22	Chicago	2-4 L
58	Feb 23	@ Min. North Stars	2-7 L
59	Feb 26	St. Louis	3-2 W
60	Feb 27	@ Philadelphia	1-1 T
61	Mar 1	Pittsburgh	3-3 T
62	Mar 2	Chicago	2-1 W
63	Mar 5	Los Angeles	6-4 W
64	Mar 6	@ Montreal	3-5 L
65	Mar 8	Philadelphia	2-2 T
66	Mar 12	@ Los Angeles	4-0 W
67	Mar 13	@ Oak. Seals	3-1 W
68	Mar 15	Boston	7-4 W
69	Mar 16	@ Boston	3-11 L
70	Mar 19	@ St. Louis	1-1 T
71	Mar 22	Detroit	3-1 W
72	Mar 23	@ Chicago	1-4 L
73	Mar 26	Montreal	6-4 W
74	Mar 27	@ Detroit	4-2 W
75	Mar 29	NY Rangers	2-4 L
76	Mar 30	@ NY Rangers	0-4 L



1970-71

(37-33-8 / 82 Points / 4th in East Division)

GENERAL MANAGER: Jim Gregory

HEAD COACH: John McLellan

CAPTAIN: Dave Keon

PLAYER	POS	GP	G	A	PTS	+	-	PIM	PP	SH	GW	S
Norm Ullman	C	73	34	51	85	14	24	11	1	4	226	
Dave Keon	C	76	38	38	76	24	4	5	8	9	277	
Paul Henderson	R	72	30	30	60	14	34	8	0	2	213	
Ron Ellis	R	78	24	29	53	17	10	2	0	2	234	
Billy MacMillan	R	76	22	19	41	10	42	3	1	4	156	
Garry Monahan	L	78	15	22	37	11	79	4	1	4	173	
Jim Harrison	C	78	13	20	33	6	108	0	1	1	147	
Jim McKenny	D	68	4	26	30	11	42	2	1	1	131	
Jim Dorey	D	74	7	22	29	6	198	0	1	1	171	
Mike Pelyk	D	73	5	21	26	17	54	0	0	1	78	
George Armstrong	R	59	7	18	25	7	6	0	0	1	93	
Guy Trotter	R	61	19	5	24	-12	21	7	0	3	106	
Brian Spencer	L	50	9	15	24	2	115	3	0	1	61	
Rick Ley	D	76	4	16	20	11	151	0	0	0	78	
Darryl Sittler	C	49	10	8	18	3	37	3	0	3	131	
Bob Baun	D	58	1	17	18	17	123	0	0	0	104	
Mike Walton	C	23	3	10	13	-14	21	2	0	0	68	
Brad Selwood	D	28	2	10	12	-7	13	2	0	0	31	
Brian Glennie	D	54	0	8	8	-1	31	0	0	0	42	
Denis Dupere	L	20	1	2	3	-1	4	1	0	0	18	
Bob Liddington	L	11	0	1	1	-2	2	0	0	0	2	
Brit Selby	L	11	0	1	1	-3	6	0	0	0	7	
Doug Brindley	L/C	3	0	0	0	0	0	0	0	0	0	
Bruce Gamble	C	23	0	0	0	0	0	0	0	0	0	
Brian Marchinko	C	2	0	0	0	0	0	0	0	0	0	
Murray McLachlan	G	2	0	0	0	0	0	0	0	0	0	
Ken Murray	D	4	0	0	0	1	0	0	0	0	1	
Bernie Parent	G	18	0	0	0	0	0	0	0	0	0	
Jacques Plante	G	40	0	0	0	0	2	0	0	0	0	
Rene Robert	R	5	0	0	0	-2	0	0	0	0	8	
Errol Thompson	L	1	0	0	0	-1	0	0	0	0	0	

PLAYER	POS	GP	W	L	T/O	GA	GAA	SO	PIM	MIN
Jacques Plante	G	40	24	11	4	73	1.88	4	2	2329
Bruce Gamble	G	23	6	14	1	83	3.87	2	0	1286
Bernie Parent	G	18	7	7	3	46	2.65	0	0	1040
Murray McLachlan	G	2	0	1	0	4	9.60	0	0	25

HOME ARENA

Maple Leaf Gardens (Capacity: 16,315)

PLAYOFF RESULT

Lost Quarter-Final

UNIFORMS



1970-71 Toronto Maple Leafs



1969-70

(29-34-13 / 71 Points / 6th in East Division)

GENERAL MANAGER: Jim Gregory

HEAD COACH: John McLellan

CAPTAIN: Dave Keon

PLAYER	POS	GP	G	A	PTS	+	-	PIM	PP	SH	GW	S
Dave Keon	C	72	32	30	62	-15	6	9	2	4	284	
Norm Ullman	C	74	18	42	60	20	37	4	1	0	207	
Mike Walton	C	58	21	34	55	-11	68	7	0	6	242	
Ron Ellis	R	76	35	19	54	11	14	6	1	3	227	
Murray Oliver	C	76	14	33	47	-19	16	5	0	3	200	
Jim McKenny	D	73	11	33	44	-2	34	3	0	0	170	
Paul Henderson	R	67	20	22	42	14	18	5	0	4	213	
Bob Puiford	L	74	18	19	37	-24	31	3	0	1	227	
George Armstrong	R	49	13	15	28	9	12	2	0	3	93	
Brit Selby	L	74	10	13	23	-5	40	1	0	3	88	
Tim Horton	D	59	3	19	22	4	91	1	0	1	116	
Floyd Smith	R	61	4	14	18	-3	13	0	0	0	73	
Jim Harrison	C	31	7	10	17	2	36	1	0	0	43	
Jim Dorey	D	46	6	11	17	9	99	0	0	0	122	
Rick Ley	D	48	2	13	15	-16	102	1	0	0	52	
Brian Glennie	D	52	1	14	15	-4	50	0	0	0	44	
Terry Clancy	R	52	6	5	11	4	31	0	0	1	77	
Pat Quinn	D	59	0	5	5	-14	88	0	0	0	47	
Mike Pelyk	D	36	1	3	4	-10	37	0	0	0	47	
Doug Acomb	C	2	0	1	1	1	0	0	0	0	0	
Wayne Carleton	L	7	0	1	1	1	6	0	0	0	6	
Marv Edwards	G	25	0	1	1	0	24	0	0	0	0	
Bruce Gamble	G	52	0	1	1	0	0	0	0	0	0	
Ken Murray	D	1	0	1	1	1	2	0	0	0	1	
Marcel Pronovost	D	7	0	1	1	5	4	0	0	0	2	
Ron Ward	C	18	0	1	1	-2	2	0	0	0	11	
Johnny Bower	G	1	0	0	0	0	0	0	0	0	0	
Chris Evans	D	2	0	0	0	-5	0	0	0	0	0	
Danny Johnson	C	1	0	0	0	0	0	0	0	0	0	
Larry McIntyre	D	1	0	0	0	3	0	0	0	0	1	
Gerry McNamara	G	2	0	0	0	0	0	0	0	0	0	
Randy Murray	D	3	0	0	0	0	2	0	0	0	3	
Gordie Nelson	D	3	0	0	0	2	11	0	0	0	5	
Brian Spencer	L	9	0	0	0	-4	12	0	0	0	8	

PLAYER	POS	GP	W	L	T/O	GA	GAA	SO	PIM	MIN
Bruce Gamble	G	52	19	24	9	156	3.06	5	0	3057
Marv Edwards	G	25	10	9	4	77	3.25	1	24	1420
Johnny Bower	G	1	0	1	0	5	5.00	0	0	60
Gerry McNamara	G	2	0	0	0	2	5.22	0	0	23

HOME ARENA

Maple Leaf Gardens (Capacity: 16,315)

PLAYOFF RESULT

Out of Playoffs

UNIFORMS



1969-70 Toronto Maple Leafs



1972-73



1971-72

(33-31-14 / 80 Points / 4th in East Division)

GENERAL MANAGER: Jim Gregory

HEAD COACH: John McLellan (24-28-11), King Clancy (9-3-3)

CAPTAIN: Dave Keon

PLAYER	POS	GP	G	A	PTS	+/-	PIM	PP	SH	GW	S
Norm Ullman	C	77	23	50	73	8	26	9	0	1	204
Paul Henderson	R	73	38	19	57	14	32	12	1	5	191
Dave Keon	C	72	18	30	48	1	4	2	2	5	265
Ron Ellis	R	78	23	24	47	7	17	4	0	7	191
Jim Harrison	C	66	19	17	36	-4	104	5	0	0	149
Jim McKenny	D	76	5	31	36	1	27	2	0	0	156
Darryl Sittler	C	74	15	17	32	-4	44	1	0	4	174
Garry Monahan	L	78	14	17	31	2	47	2	1	2	186
Jim Dorey	D	50	4	19	23	10	56	1	0	2	104
Guy Trottier	R	52	9	12	21	-12	16	2	0	1	81
Brad Selwood	D	72	4	17	21	7	58	2	0	1	108
Billy MacMillan	R	61	10	7	17	-1	39	2	0	2	95
Denis Dupere	L	77	7	10	17	5	4	1	0	0	55
Rick Kehoe	R	38	8	8	16	-1	4	2	0	0	70
Don Marshall	L	50	2	14	16	2	0	1	0	0	48
Rick Ley	D	67	1	14	15	3	124	0	0	0	65
Bob Baun	D	74	2	12	14	8	101	0	0	0	158
Brian Glennie	D	61	2	8	10	11	44	0	0	1	80
Pierre Jarry	L	18	3	4	7	-3	13	0	0	1	42
Brian Spencer	L	36	1	5	6	2	65	0	0	0	31
Mike Pelyk	D	46	1	4	5	-2	44	0	0	0	58
Bernie Parent	G	47	0	1	1	0	6	0	0	0	0
Brian Marchinko	C	3	0	0	0	0	0	0	0	0	1
Gerry O'Flaherty	L	2	0	0	0	0	0	0	0	0	0
Jacques Plante	G	34	0	0	0	0	2	0	0	0	3

PLAYER	POS	GP	W	L	T/O	GA	GAA	SO	PIM	MIN
Bernie Parent	G	47	17	18	9	116	2.56	3	6	2715
Jacques Plante	G	34	16	13	5	86	2.63	2	2	1965

HOME ARENA

Maple Leaf Gardens (Capacity: 16,485)

PLAYOFF RESULT

Lost Quarter-Final

UNIFORMS

HOME


AWAY



Did you Know...

It has been over 40 years since Paul Henderson scored the 1972 Summit Series winning goal for Team Canada on September 28 in Game 8 at the Luzhniki Ice Palace in Moscow, Russia. Henderson, the Maple Leafs' leading goal scorer during the 1971-72 season with 38, also scored the game-winning goals for Canada in must-win Game's 6 and 7 in the series.

In Photos: Paul Henderson then (bottom), skating for Canada at the 1972 Summit Series, and now (top), at centre ice during a pre-game ceremony at ACC on February 26, 2011.



GP	DATE	OPPONENT	RESULT
1	Oct 8	@ Vancouver	3-2 W
2	Oct 10	@ Cal. Golden Seals	3-3 T
3	Oct 16	NY Rangers	3-5 L
4	Oct 17	@ Boston	2-2 T
5	Oct 20	Buffalo	2-7 L
6	Oct 22	@ Detroit	2-5 L
7	Oct 23	Philadelphia	5-3 W
8	Oct 27	Vancouver	0-0 T
9	Oct 30	Min. North Stars	1-1 T
10	Oct 31	@ NY Rangers	3-3 T
11	Nov 1	Detroit	6-1 W
12	Nov 3	@ Min. North Stars	1-2 L
13	Nov 6	Los Angeles	3-2 W
14	Nov 7	@ Cal. Golden Seals	1-8 L
15	Nov 10	Montreal	2-5 L
16	Nov 13	Vancouver	2-2 T
17	Nov 14	@ Philadelphia	3-3 T
18	Nov 17	Los Angeles	5-1 W
19	Nov 20	Cal. Golden Seals	5-1 W
20	Nov 21	@ Buffalo	4-3 W
21	Nov 24	@ Pittsburgh	2-1 W
22	Nov 27	Chicago	3-3 T
23	Nov 28	@ Chicago	1-4 L
24	Dec 1	St. Louis	4-2 W
25	Dec 4	Boston	3-5 L
26	Dec 8	Min. North Stars	3-1 W
27	Dec 11	Chicago	1-3 L
28	Dec 12	@ Buffalo	4-2 W
29	Dec 14	@ St. Louis	4-2 W
30	Dec 15	Pittsburgh	3-2 W
31	Dec 18	Buffalo	8-1 W
32	Dec 19	@ Philadelphia	4-0 W
33	Dec 22	@ Montreal	2-4 L
34	Dec 25	Detroit	5-3 W
35	Dec 26	@ Boston	1-3 L
36	Dec 28	@ Pittsburgh	4-2 W
37	Dec 29	St. Louis	3-6 L
38	Jan 1	Montreal	5-2 W
39	Jan 5	Boston	0-2 L
40	Jan 8	Philadelphia	2-2 T
41	Jan 9	@ Buffalo	2-1 W
42	Jan 12	Los Angeles	1-1 T
43	Jan 15	NY Rangers	4-3 W
44	Jan 16	St. Louis	3-4 L
45	Jan 19	@ Montreal	0-1 L
46	Jan 22	@ Min. North Stars	1-4 L
47	Jan 23	@ Chicago	0-4 L
48	Jan 26	@ Los Angeles	3-5 L
49	Jan 28	@ Cal. Golden Seals	0-3 L
50	Jan 29	@ Vancouver	2-5 L
51	Feb 1	@ Detroit	0-4 L
52	Feb 2	Min. North Stars	3-2 W
53	Feb 5	Philadelphia	1-3 L
54	Feb 6	@ NY Rangers	2-2 T
55	Feb 8	@ St. Louis	2-1 W
56	Feb 9	Pittsburgh	1-4 L
57	Feb 12	Cal. Golden Seals	3-0 W
58	Feb 13	@ Chicago	1-3 L
59	Feb 16	@ Pittsburgh	2-4 L
60	Feb 19	Buffalo	4-1 W
61	Feb 20	@ Philadelphia	1-3 L
62	Feb 22	@ Detroit	4-5 L
63	Feb 23	Pittsburgh	2-0 W
64	Feb 26	Vancouver	7-1 W
65	Mar 1	@ St. Louis	3-1 W
66	Mar 4	Los Angeles	3-2 W
67	Mar 8	Detroit	5-1 W
68	Mar 11	Cal. Golden Seals	2-1 W
69	Mar 12	@ Min. North Stars	2-2 T
70	Mar 15	Montreal	2-5 L
71	Mar 18	Chicago	2-2 T
72	Mar 19	@ NY Rangers	3-5 L
73	Mar 22	@ Montreal	3-3 T
74	Mar 24	@ Vancouver	3-5 L
75	Mar 25	@ Los Angeles	4-0 W
76	Mar 29	Boston	4-1 W
77	Apr 1	NY Rangers	2-1 W
78	Apr 2	@ Boston	4-6 L

(27-41-10 / 64 Points / 6th in East Division)

GENERAL MANAGER: Jim Gregory

HEAD COACH: John McLellan

CAPTAIN: Dave Keon

PLAYER	POS	GP	G	A	PTS	+/-	PIM	PP	SH	GW	S
Darryl Sittler	C	78	29	48	77	-11	69	8	0	1	331
Rick Kehoe	R	77	33	42	75	-11	20	2	0	5	204
Dave Keon	C	76	37	36	73	4	2	8	2	6	277
Norm Ullman	C	65	20	35	55	-18	10	3	0	1	174
Jim McKenny	D	77	11	41	52	6	55	5	0	0	208
Ron Ellis	R	78	22	29	51	-1	22	4	1	2	228
Pierre Jarry	L	74	19	18	37	-13	42	2	0	2	188
Denis Dupere	L	61	13	23	36	-4	10	4	0	0	129
Paul Henderson	R	40	18	16	34	2	18	2	0	3	105
Errol Thompson	L	68	13	19	32	4	8	2	0	1	137
Garry Monahan	L	78	13	18	31	-3	53	0	0	3	135
Gerry Ferguson	C	72	10	13	23	-17	34	3	0	1	92
Mike Pelyk	D	72	3	16	19	-20	118	0	0	1	113
Brian Glennie	D	44	1	10	11	2	54	0	0	0	74
Joe Lundrigan	D	49	2	8	10	4	20	1	0	1	53
John Grisdale	D	49	1	7	8	-22	76	0	0	0	49
Dave Fortier	D	23	1	4	5	-10	63	0	0	0	29
Larry McIntyre	D	40	0	3	3	6	26	0	0	0	22
Bob Baun	D	5	1	1	2	-5	4	0	0	0	5
Randy Osburn	L	26	0	2	2	-5	0	0	0	0	15
Terry Clancy	R	32	0	1	1	-10	6	0	0	0	12
Ron Low	G	42	0	0	0	0	4	0	0	0	0
Gord McRae	G	11	0	0	0	0	0	0	0	0	0
Lyle Moffat	L	1	0	0	0	-1	0	0	0	0	0
Jacques Plante	G	32	0	0	0	0	0	0	0	0	0
Dale Smedsmo	L	4	0	0	0	0	0	0	0	0	2

PLAYER	POS	GP	W	L	T/O	GA	GAA	SO	PIM	MIN
Ron Low	G	42	12	24	4	152	3.89	1	4	2343
Jacques Plante	G	32	8	14	6	87	3.04	1	0	1717
Gord McRae	G	11	7	3	0	39	3.77	0	0	620

HOME ARENA

Maple Leaf Gardens (Capacity: 16,485)

PLAYOFF RESULT

Out of Playoffs

UNIFORMS

HOME

AWAY



1972-73 Toronto Maple Leafs



1973-74

(35-27-16 / 86 Points / 4th in East Division)
GENERAL MANAGER: Jim Gregory
HEAD COACH: Red Kelly
CAPTAIN: Dave Keon

PLAYER	POS	GP	G	A	PTS	+	-	PIM	PP	SH	GW	S
Darryl Sittler	C	78	38	46	84	12	55	11	0	6	270	
Norm Ullman	C	78	22	47	69	10	12	4	0	2	178	
Paul Henderson	R	69	24	31	55	9	40	5	0	2	159	
Dave Keon	C	74	25	28	53	13	7	1	2	3	244	
Ron Ellis	R	70	23	25	48	8	12	3	0	3	158	
Inge Hammarstrom	L	66	20	23	43	17	14	4	0	4	135	
Jim McKenny	D	77	14	28	42	16	36	3	0	1	129	
Rick Kehoe	R	69	18	22	40	19	8	3	0	3	197	
Borje Salming	D	76	5	34	39	38	48	3	0	0	130	
Ian Turnbull	D	78	8	27	35	12	74	2	0	2	231	
Mike Pelyk	D	71	12	19	31	5	94	0	0	1	115	
Lanny McDonald	R	70	14	16	30	3	43	2	0	3	142	
Garry Monahan	L	78	9	16	25	4	70	0	0	1	139	
Tim Ecclestone	L	46	9	14	23	8	32	1	2	1	79	
Brian Glennie	D	65	4	18	22	27	100	1	1	0	65	
Denis Dupere	L	34	8	9	17	3	8	2	0	0	53	
Eddie Shack	L	59	7	8	15	1	74	4	0	1	78	
Errol Thompson	L	56	7	8	15	2	6	0	0	2	74	
Bob Neely	L	54	5	7	12	-14	98	2	0	0	77	
Pierre Jarry	L	12	2	8	10	8	10	0	0	0	31	
George Ferguson	C	16	0	4	4	1	4	0	0	0	19	
Willie Brossart	D	17	0	1	1	2	20	0	0	0	9	
Doug Favell	G	32	0	0	0	0	20	0	0	0	0	
Eddie Johnston	G	26	0	0	0	0	0	0	0	0	0	
Dunc Wilson	G	24	0	0	0	0	6	0	0	0	0	

PLAYER	POS	GP	W	L	T/O	GA	GAA	SO	PIM	MIN
Doug Favell	G	32	14	7	9	79	2.71	0	20	1752
Eddie Johnston	G	26	12	9	4	78	3.09	1	0	1516
Dunc Wilson	G	24	9	11	3	68	2.89	1	6	1412

HOME ARENA
 Maple Leaf Gardens (Capacity: 16,485)

PLAYOFF RESULT
 Lost Quarter-Final

UNIFORMS



1973-74 Toronto Maple Leafs

GP	DATE	OPPONENT	RESULT
1	Oct 10	Buffalo	7-4 W
2	Oct 11	@ Philadelphia	0-2 L
3	Oct 13	Los Angeles	6-3 W
4	Oct 17	@ Montreal	5-3 W
5	Oct 20	NY Rangers	3-2 W
6	Oct 21	@ Buffalo	3-4 L
7	Oct 23	Min. North Stars	2-2 T
8	Oct 27	Boston	2-3 L
9	Oct 28	@ Chicago	1-1 T
10	Oct 30	Detroit	7-0 W
11	Nov 1	@ NY Islanders	2-2 T
12	Nov 3	Pittsburgh	6-0 W
13	Nov 7	Montreal	1-4 L
14	Nov 10	NY Islanders	3-3 T
15	Nov 11	@ Detroit	4-5 L
16	Nov 14	@ Cal. Golden Seals	4-1 W
17	Nov 16	@ Vancouver	3-3 T
18	Nov 17	@ Los Angeles	4-3 W
19	Nov 20	NY Islanders	4-2 W
20	Nov 22	Pittsburgh	2-4 L
21	Nov 24	Chicago	1-3 L
22	Nov 28	@ Pittsburgh	4-3 W
23	Nov 29	St. Louis	5-1 W
24	Dec 1	Cal. Golden Seals	3-2 W
25	Dec 2	@ NY Rangers	4-6 L
26	Dec 6	@ Min. North Stars	4-1 W
27	Dec 8	Philadelphia	1-3 L
28	Dec 9	@ Buffalo	2-5 L
29	Dec 11	St. Louis	3-7 L
30	Dec 13	@ Atl. Flames	6-1 W
31	Dec 15	NY Rangers	2-2 T
32	Dec 19	Cal. Golden Seals	5-3 W
33	Dec 22	Vancouver	4-6 L
34	Dec 23	@ Boston	3-4 L
35	Dec 26	Montreal	9-2 W
36	Dec 29	Atl. Flames	3-3 T
37	Dec 30	@ Chicago	4-3 W
38	Jan 2	Detroit	4-3 W
39	Jan 5	@ Los Angeles	3-5 L
40	Jan 7	Atl. Flames	6-2 W
41	Jan 9	@ Pittsburgh	6-4 W
42	Jan 12	St. Louis	4-2 W
43	Jan 15	@ Vancouver	2-4 L
44	Jan 16	@ Cal. Golden Seals	5-5 T
45	Jan 19	@ Min. North Stars	3-5 L
46	Jan 23	@ Montreal	3-4 L
47	Jan 26	@ St. Louis	3-3 T
48	Jan 27	@ Atl. Flames	5-2 W
49	Jan 31	Min. North Stars	3-1 W
50	Feb 2	Boston	6-2 W
51	Feb 3	@ Buffalo	3-3 T
52	Feb 6	Detroit	2-2 T
53	Feb 9	Min. North Stars	4-1 W
54	Feb 13	Philadelphia	1-3 L
55	Feb 16	Atl. Flames	7-2 W
56	Feb 17	@ Chicago	1-4 L
57	Feb 20	Buffalo	4-2 W
58	Feb 23	Vancouver	3-4 L
59	Feb 24	Los Angeles	3-3 T
60	Feb 26	@ Detroit	3-7 L
61	Feb 28	@ NY Islanders	6-4 W
62	Mar 2	NY Islanders	5-2 W
63	Mar 3	@ Boston	6-4 W
64	Mar 7	Pittsburgh	2-2 T
65	Mar 9	Philadelphia	1-2 L
66	Mar 12	@ St. Louis	1-2 L
67	Mar 14	NY Islanders	2-1 W
68	Mar 16	Boston	2-5 L
69	Mar 17	@ Philadelphia	2-2 T
70	Mar 19	@ Los Angeles	1-1 T
71	Mar 22	@ Cal. Golden Seals	3-2 W
72	Mar 24	@ Vancouver	2-3 L
73	Mar 27	Chicago	3-5 L
74	Mar 30	NY Rangers	7-3 W
75	Mar 31	@ NY Rangers	3-3 T
76	Apr 3	@ Montreal	5-3 W
77	Apr 6	Buffalo	3-1 W
78	Apr 7	@ Boston	4-6 L



1974-75

(31-33-16 / 78 Points / 3rd in Adams Division)
GENERAL MANAGER: Jim Gregory
HEAD COACH: Red Kelly
CAPTAIN: Dave Keon

PLAYER	POS	GP	G	A	PTS	+	-	PIM	PP	SH	GW	S
Darryl Sittler	C	72	36	44	80	-10	47	12	1	2	273	
Ron Ellis	R	79	32	29	61	9	25	11	0	5	177	
Dave Keon	C	78	16	43	59	3	4	1	1	2	183	
George Ferguson	C	69	19	30	49	5	61	3	1	5	134	
Lanny McDonald	R	64	17	27	44	5	86	2	1	1	168	
Jim McKenny	D	66	8	35	43	-4	31	0	1	1	105	
Errol Thompson	L	65	25	17	42	-1	12	3	1	4	202	
Inge Hammarstrom	L	69	21	20	41	-14	23	3	0	2	170	
Bill Flett	R	77	15	25	40	0	38	4	3	2	186	
Blaine Stoughton	R	78	23	14	37	-7	24	4	0	1	161	
Borje Salming	D	60	12	25	37	4	34	4	1	1	136	
Norm Ullman	C	80	9	26	35	-12	8	1	0	0	117	
Tiger Williams	L	42	10	19	29	4	187	2	0	0	83	
Gary Sabourin	R	55	5	18	23	-13	26	1	0	0	114	
Bob Neely	L	57	5	16	21	-18	61	2	0	1	103	
Claire Alexander	D	42	7	11	18	11	12	4	0	1	90	
Rod Seiling	D	60	5	12	17	8	40	1	1	1	94	
Dave Dunn	D	72	3	11	14	-10	142	0	0	2	76	
Ian Turnbull	D	22	6	7	13	-6	44	1	0	0	69	
Lyle Moffat	L	22	2	7	9	-2	13	0	0	0	18	
Brian Glennie	D	63	1	7	8	-5	110	0	0	0	55	
Eddie Shack	L	26	2	1	3	-8	11	1	0	0	18	
Tim Ecclestone	L	5	1	1	2	1	0	0	0	0	3	
Doug Favell	G	39	0	1	1	0	10	0	0	0	0	
Willie Brossart	D	4	0	0	0	0	2	0	0	0	1	
John Grisdale	D	2	0	0	0	0	4	0	0	0	0	
Pierre Hamel	G	4	0	0	0	0	2	0	0	0	0	
Gord McRae	G	20	0	0	0	0	4	0	0	0	0	
Garry Monahan	L	1	0	0	0	0	0	0	0	0	0	
Bob Sykes	L	2	0	0	0	-2	0	0	0	0	1	
Jack Valiquette	C	1	0	0	0	-4	0	0	0	0	1	
Dunc Wilson	G	25	0	0	0	0	6	0	0	0	0	

PLAYER	POS	GP	W	L	T/O	GA	GAA	SO	PIM	MIN
Doug Favell	G	39	12	17	6	145	4.05	1	10	2149
Dunc Wilson	G	25	8	11	4	86	3.70	0	6	1393
Gord McRae	G	20	10	3	6	57	3.22	0	4	1063
Pierre Hamel	G	4	1	2	0	18	5.54	0	2	195

HOME ARENA
 Maple Leaf Gardens (Capacity: 16,485)

PLAYOFF RESULT
 Lost Quarter-Final

UNIFORMS



1974-75 Toronto Maple Leafs

GP	DATE	OPPONENT	RESULT
1	Oct 9	KC Scouts	6-2 W
2	Oct 12	NY Rangers	7-3 W
3	Oct 13	@ Boston	2-2 T
4	Oct 16	Los Angeles	1-1 T
5	Oct 19	Vancouver	4-5 L
6	Oct 20	@ Buffalo	5-5 T
7	Oct 23	Montreal	2-3 L
8	Oct 26	Chicago	3-9 L
9	Oct 27	@ Washington	4-3 W
10	Nov 1	@ Atl. Flames	2-5 L
11	Nov 2	Buffalo	3-6 L
12	Nov 6	Min. North Stars	7-4 W
13	Nov 9	@ Min. North Stars	5-7 L
14	Nov 13	@ Los Angeles	0-4 L
15	Nov 15	@ Cal. Golden Seals	5-3 W
16	Nov 16	@ Vancouver	2-5 L
17	Nov 20	Pittsburgh	5-8 L
18	Nov 22	@ NY Islanders	0-6 L
19	Nov 23	Philadelphia	3-6 L
20	Nov 25	St. Louis	2-2 T
21	Nov 27	@ NY Rangers	1-4 L
22	Nov 30	Washington	7-1 W
23	Dec 4	@ Pittsburgh	2-4 L
24	Dec 5	@ NY Islanders	3-3 T
25	Dec 7	Detroit	3-3 T
26	Dec 8	@ Chicago	4-1 W
27	Dec 11	Los Angeles	1-4 L
28	Dec 14	Atl. Flames	4-2 W
29	Dec 15	@ Washington	1-3 L
30	Dec 18	Pittsburgh	6-4 W
31	Dec 19	@ Philadelphia	1-5 L
32	Dec 21	Boston	8-4 W
33	Dec 22	@ Chicago	0-3 L
34	Dec 28	NY Islanders	3-1 W
35	Dec 30	@ Pittsburgh	5-7 L
36	Jan 1	Cal. Golden Seals	3-3 T
37	Jan 4	Chicago	6-3 W
38	Jan 5	@ Detroit	1-0 W
39	Jan 7	@ NY Islanders	3-5 L
40	Jan 8	Vancouver	6-4 W
41	Jan 11	Los Angeles	5-7 L
42	Jan 12	NY Islanders	4-3 W
43	Jan 15	@ St. Louis	4-1 W
44	Jan 18	@ Montreal	5-3 W
45	Jan 19	@ Boston	3-6 L
46	Jan 23	@ Los Angeles	0-8 L
47	Jan 24	@ Cal. Golden Seals	1-6 L
48	Jan 26	@ Vancouver	4-6 L
49	Jan 29	Cal. Golden Seals	4-2 W
50	Jan 30	@ Philadelphia	1-3 L
51	Feb 1	Boston	3-2 W
52	Feb 4	@ St. Louis	5-3 W
53	Feb 6	@ KC Scouts	2-3 L
54	Feb 8	St. Louis	3-3 T
55	Feb 9	@ Detroit	3-5 L
56	Feb 12	Montreal	2-2 T
57	Feb 15	Pittsburgh	3-8 L
58	Feb 16	@ NY Rangers	5-5 T
59	Feb 19	@ Cal. Golden Seals	3-3 T
60	Feb 22	NY Rangers	5-2 W
61	Feb 23	@ Buffalo	1-4 L
62	Feb 25	@ Min. North Stars	9-2 W
63	Feb 26	KC Scouts	4-2 W
64	Mar 1	Washington	5-4 W
65	Mar 2	@ Detroit	5-4 W
66	Mar 5	Detroit	4-3 W
67	Mar 8	Min. North Stars	5-3 W
68	Mar 9	@ Washington	4-2 W
69	Mar 12	Montreal	3-3 T
70	Mar 15	Philadelphia	4-4 T
71	Mar 16	Buffalo	3-11 L
72	Mar 19	@ Atl. Flames	7-8 L
73	Mar 22	@ Montreal	6-4 W
74	Mar 24	Cal. Golden Seals	5-3 W
75	Mar 26	@ KC Scouts	2-2 T
76	Mar 29	Boston	1-1 T
77	Mar 30	@ Buffalo	5-4 W
78	Apr 2	Atl. Flames	0-3 L
79	Apr 5	Buffalo	2-4 L
80	Apr 6	@ Boston	4-4 T



1976-77

(33-32-15 / 81 Points / 3rd in Adams Division)

GENERAL MANAGER: Jim Gregory

HEAD COACH: Red Kelly

CAPTAIN: Darryl Sittler

PLAYER	POS	GP	G	A	PTS	+/-	PIM	PP	SH	GW	S
Lanny McDonald	R	80	46	44	90	12	77	16	4	5	293
Darryl Sittler	C	73	38	52	90	8	89	12	1	5	307
Ian Turnbull	D	80	22	57	79	47	84	4	2	0	316
Borje Salming	D	76	12	66	78	45	46	1	0	0	186
Jack Valiquette	C	66	15	30	45	5	7	0	3	1	121
Jim McKenny	D	76	14	31	45	-26	36	3	0	3	115
Tiger Williams	L	77	18	25	43	11	338	1	0	0	157
Don Ashby	C	76	19	23	42	-14	24	3	0	4	118
Inge Hammarstrom	L	78	24	17	41	8	16	5	0	3	154
Errol Thompson	L	41	21	16	37	-10	8	8	1	2	109
Pat Boutette	C/R	80	18	18	36	13	107	3	0	1	104
Bob Neely	L	70	17	16	33	-17	16	3	0	5	123
Stan Weir	C	65	11	19	30	-2	14	1	0	2	68
Scott Garland	C	69	9	20	29	-18	83	3	0	1	84
George Ferguson	C	50	9	15	24	0	24	0	2	0	73
Claire Alexander	D	48	1	12	13	-4	12	0	0	0	61
Brian Glennie	D	69	1	10	11	-1	73	0	0	0	63
Bruce Boudreau	C	15	2	5	7	2	4	0	0	1	17
Kurt Walker	D	26	2	3	5	5	24	0	0	0	6
Randy Carlyle	D	45	0	5	5	-19	51	0	0	0	30
Paul Evans	C/L	7	1	1	2	3	19	0	0	0	10
Bob Warner	D	10	1	1	2	4	4	0	0	0	9
Mike Palmateer	G	50	0	2	2	0	8	0	0	0	0
Mike Pelyk	D	13	0	2	2	-4	4	0	0	0	9
Tracy Pratt	D	11	0	1	1	-7	8	0	0	0	4
Wayne Thomas	G	33	0	1	1	0	4	0	0	0	0
Blair MacKasey	D	1	0	0	0	0	2	0	0	0	0
Gord McRae	G	2	0	0	0	0	0	0	0	0	0

PLAYER	POS	GP	W	L	T/O	GA	GAA	SO	PIM	MIN
Mike Palmateer	G	50	23	18	8	154	3.21	4	8	2877
Wayne Thomas	G	33	10	13	6	116	3.86	1	4	1803
Gord McRae	G	2	0	1	1	9	4.50	0	0	120

HOME ARENA

Maple Leaf Gardens (Capacity: 16,485)

PLAYOFF RESULT

Lost Quarter-Final

UNIFORMS



Darryl Sittler



1975-76

(34-31-15 / 83 Points / 3rd in Adams Division)

GENERAL MANAGER: Jim Gregory

HEAD COACH: Red Kelly

CAPTAIN: Darryl Sittler

PLAYER	POS	GP	G	A	PTS	+/-	PIM	PP	SH	GW	S
Darryl Sittler	C	79	41	59	100	12	90	11	1	2	346
Lanny McDonald	R	75	37	56	93	24	70	6	5	4	270
Errol Thompson	L	75	43	37	80	28	26	13	1	7	210
Borje Salming	D	78	16	41	57	33	70	8	0	1	194
Ian Turnbull	D	76	20	36	56	24	90	7	1	3	262
Stan Weir	C	64	19	32	51	10	22	5	0	3	90
George Ferguson	C	79	12	32	44	11	76	3	2	2	140
Tiger Williams	L	78	21	19	40	-1	299	3	0	3	149
Inge Hammarstrom	L	76	19	21	40	0	21	1	0	5	189
Jack Valiquette	C	45	10	23	33	-8	30	1	1	1	111
Pat Boutette	C/R	77	10	22	32	-1	140	2	0	2	92
Jim McKenny	D	46	10	19	29	-7	19	4	0	0	76
Bob Neely	L	69	9	13	22	-15	89	0	0	0	107
Don Ashby	C	50	6	15	21	5	10	1	0	0	63
Rod Seiling	D	77	3	16	19	11	46	0	0	0	108
Blaine Stoughton	R	43	6	11	17	-2	8	1	0	0	60
Greg Hubick	D	72	6	8	14	0	10	0	0	1	54
Claire Alexander	D	33	2	6	8	0	6	0	0	0	46
Dave Dunn	D	43	0	8	8	-5	84	0	0	0	43
Brian Glennie	D	69	0	8	8	10	75	0	0	0	65
Scott Garland	C	16	4	3	7	0	8	1	0	0	17
Doug Favell	G	3	0	0	0	0	0	0	0	0	0
Gord McRae	G	20	0	0	0	0	0	0	0	0	0
Wayne Thomas	G	64	0	0	0	0	18	0	0	0	0
Kurt Walker	D	5	0	0	0	-2	49	0	0	0	2

PLAYER	POS	GP	W	L	T/O	GA	GAA	SO	PIM	MIN
Wayne Thomas	G	64	28	24	12	196	3.19	2	18	3684
Gord McRae	G	20	6	5	2	59	3.70	0	0	956
Doug Favell	G	3	0	2	1	15	5.63	0	0	160


HOME ARENA

Maple Leaf Gardens (Capacity: 16,485)

PLAYOFF RESULT

Lost Quarter-Final

UNIFORMS



1975-76 Toronto Maple Leafs

GP	DATE	OPPONENT	RESULT
1	Oct 11	Chicago	2-1 W
2	Oct 12	@ Buffalo	3-8 L
3	Oct 15	Pittsburgh	4-8 L
4	Oct 18	NY Rangers	4-1 W
5	Oct 19	Boston	0-3 L
6	Oct 22	Vancouver	3-2 W
7	Oct 24	@ Washington	6-3 W
8	Oct 25	Cal. Golden Seals	2-2 T
9	Oct 29	Buffalo	3-2 W
10	Oct 30	@ Philadelphia	2-6 L
11	Nov 1	KC Scouts	3-0 W
12	Nov 5	Detroit	7-3 W
13	Nov 7	@ KC Scouts	3-3 T
14	Nov 8	@ St. Louis	3-3 T
15	Nov 11	@ Vancouver	2-3 L
16	Nov 14	Cal. Golden Seals	4-2 W
17	Nov 15	@ Los Angeles	1-1 T
18	Nov 18	Washington	4-2 W
19	Nov 22	Montreal	2-4 L
20	Nov 23	@ Boston	3-3 T
21	Nov 26	@ Chicago	4-4 T
22	Nov 28	@ Atl. Flames	3-6 L
23	Nov 29	Philadelphia	1-1 T
24	Dec 3	@ Min. North Stars	1-3 L
25	Dec 6	Boston	2-4 L
26	Dec 7	@ Pittsburgh	3-6 L
27	Dec 10	@ Montreal	3-3 T
28	Dec 13	NY Islanders	3-5 L
29	Dec 14	@ NY Rangers	6-1 W
30	Dec 17	St. Louis	6-2 W
31	Dec 18	@ NY Islanders	2-4 L
32	Dec 20	KC Scouts	5-1 W
33	Dec 22	Los Angeles	4-3 W
34	Dec 27	Chicago	1-4 L
35	Dec 29	Atl. Flames	6-2 W
36	Jan 1	Cal. Golden Seals	5-1 W
37	Jan 3	Detroit	0-1 L
38	Jan 4	@ NY Rangers	8-6 W
39	Jan 7	Philadelphia	3-7 L
40	Jan 8	@ NY Islanders	5-3 W
41	Jan 10	NY Islanders	4-3 W
42	Jan 11	@ Montreal	0-2 L
43	Jan 14	@ Min. North Stars	6-5 W
44	Jan 15	@ KC Scouts	6-4 W
45	Jan 17	@ Detroit	4-4 T
46	Jan 22	@ Los Angeles	3-6 L
47	Jan 24	@ Vancouver	5-5 T
48	Jan 25	@ Cal. Golden Seals	3-5 L
49	Jan 28	NY Islanders	2-3 L
50	Jan 31	NY Rangers	6-4 W
51	Feb 1	@ Pittsburgh	1-7 L
52	Feb 4	Washington	4-4 T
53	Feb 7	Boston	11-4 W
54	Feb 8	Min. North Stars	4-1 W
55	Feb 11	@ Atl. Flames	2-5 L
56	Feb 14	Vancouver	3-4 L
57	Feb 16	@ Washington	5-1 W
58	Feb 18	Montreal	5-7 L
59	Feb 19	@ Pittsburgh	5-7 L
60	Feb 21	Buffalo	6-4 W
61	Feb 23	Atl. Flames	7-1 W
62	Feb 25	Detroit	8-0 W
63	Feb 26	@ Buffalo	2-5 L
64	Feb 28	Cal. Golden Seals	4-2 W
65	Mar 1	Min. North Stars	4-2 W
66	Mar 3	@ St. Louis	4-1 W
67	Mar 6	@ Los Angeles	4-1 W
68	Mar 7	@ Cal. Golden Seals	7-7 T
69	Mar 10	St. Louis	2-2 T
70	Mar 11	@ Boston	2-6 L
71	Mar 13	NY Islanders	2-2 T
72	Mar 17	@ Chicago	5-6 L
73	Mar 20	Washington	7-3 W
74	Mar 21	@ Philadelphia	2-4 L
75	Mar 24	@ Montreal	2-1 W
76	Mar 27	Buffalo	2-4 L
77	Mar 29	Pittsburgh	5-4 W
78	Mar 31	@ Detroit	4-4 T
79	Apr 3	Boston	2-4 L
80	Apr 4	@ Buffalo	2-5 L

GP	DATE	OPPONENT	RESULT
1	Oct 5	@ Col. Rockies	2-4 L
2	Oct 9	Boston	7-5 W
3	Oct 13	Los Angeles	4-4 T
4	Oct 15	@ Boston	3-5 L
5	Oct 16	Philadelphia	5-5 T
6	Oct 20	Pittsburgh	4-4 T
7	Oct 21	@ Montreal	3-5 L
8	Oct 23	NY Islanders	2-5 L
9	Oct 27	Min. North Stars	3-5 L
10	Oct 28	@ Detroit	3-1 W
11	Oct 30	@ Min. North Stars	5-1 W
12	Nov 1	@ Cle. Barons	6-3 W
13	Nov 3	St. Louis	2-6 L
14	Nov 5	@ Atl. Flames	4-2 W
15	Nov 6	@ St. Louis	2-3 L
16	Nov 10	Los Angeles	2-2 T
17	Nov 13	@ Vancouver	3-0 W
18	Nov 17	Montreal	1-0 W
19	Nov 20	Min. North Stars	8-3 W
20	Nov 21	@ Montreal	5-9 L
21	Nov 24	@ Detroit	3-4 L
22	Nov 27	Boston	4-2 W
23	Nov 28	Cle. Barons	5-1 W
24	Nov 30	@ NY Islanders	4-2 W
25	Dec 1	Los Angeles	6-3 W
26	Dec 4	Chicago	2-2 T
27	Dec 5	@ NY Rangers	5-5 T
28	Dec 8	Vancouver	3-4 L
29	Dec 11	NY Rangers	4-1 W
30	Dec 12	@ Philadelphia	4-7 L
31	Dec 15	St. Louis	4-1 W
32	Dec 17	@ Washington	2-3 L
33	Dec 18	Col. Rockies	4-2 W
34	Dec 20	Atl. Flames	6-2 W
35	Dec 22	Pittsburgh	2-5 L
36	Dec 23	@ Buffalo	2-4 L
37	Dec 26	@ Pittsburgh	2-4 L
38	Dec 29	@ Cle. Barons	6-2 W
39	Jan 1	Washington	3-1 W
40	Jan 2	@ Chicago	4-6 L
41	Jan 5	@ Col. Rockies	6-4 W
42	Jan 8	Buffalo	2-4 L
43	Jan 11	@ Pittsburgh	2-0 W
44	Jan 12	Los Angeles	3-2 W
45	Jan 15	Chicago	1-4 L
46	Jan 18	@ Los Angeles	3-6 L
47	Jan 21	@ Vancouver	3-1 W
48	Jan 23	@ Min. North Stars	5-2 W
49	Jan 27	@ NY Islanders	2-1 W
50	Jan 29	@ Boston	3-3 T
51	Jan 31	@ Atl. Flames	3-7 L
52	Feb 2	Detroit	9-1 W
53	Feb 5	Philadelphia	5-7 L
54	Feb 9	Atl. Flames	5-1 W
55	Feb 12	Washington	10-0 W
56	Feb 13	@ NY Rangers	3-8 L
57	Feb 14	@ Buffalo	2-7 L
58	Feb 16	@ Cle. Barons	5-3 W
59	Feb 17	@ Detroit	2-2 T
60	Feb 19	Pittsburgh	6-6 T
61	Feb 20	@ Chicago	10-8 W
62	Feb 23	NY Rangers	4-5 L
63	Feb 25	@ Washington	2-4 L
64	Feb 26	Buffalo	5-6 L
65	Mar 2	Cle. Barons	1-4 L
66	Mar 5	Vancouver	4-4 T
67	Mar 7	@ Philadelphia	4-2 W
68	Mar 9	Montreal	2-2 T
69	Mar 12	Detroit	6-0 W
70	Mar 13	@ Buffalo	1-6 L
71	Mar 15	@ St. Louis	4-1 W
72	Mar 16	@ Col. Rockies	4-4 T
73	Mar 19	Atl. Flames	5-4 W
74	Mar 21	Cle. Barons	2-7 L
75	Mar 23	NY Islanders	1-1 T
76	Mar 26	Boston	5-7 L
77	Mar 27	@ Washington	4-7 L
78	Mar 30	@ Montreal	3-3 T
79	Apr 2	Buffalo	1



1977-78

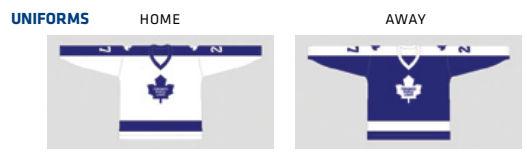
(41-29-10 / 92 Points / 3rd in Adams Division)
GENERAL MANAGER: Jim Gregory
HEAD COACH: Roger Neilson
CAPTAIN: Darryl Sittler

PLAYER	POS	GP	G	A	PTS	+/-	PIM	PP	SH	GW	S
Darryl Sittler	C	80	45	72	117	34	100	14	0	8	311
Lanny McDonald	R	74	47	40	87	34	54	11	0	5	243
Borje Salming	D	80	16	60	76	30	70	6	0	5	258
Ian Turnbull	D	77	14	47	61	6	77	3	1	3	241
Ron Ellis	R	80	26	24	50	8	17	3	0	5	128
Tiger Williams	L	78	19	31	50	6	351	6	0	5	161
Errol Thompson	L	59	17	22	39	17	10	4	1	2	132
Pat Boutette	C/R	80	17	19	36	0	120	2	0	1	130
Bruce Boudreau	C	40	11	18	29	8	12	1	0	2	71
George Ferguson	C	73	7	16	23	-9	37	0	0	0	119
Jack Valiquette	C	60	8	13	21	2	15	3	0	2	49
Stan Weir	C	30	12	5	17	0	4	0	0	0	39
Brian Glennie	D	77	2	15	17	24	62	0	0	0	64
Jerry Butler	R	73	9	7	16	-10	49	1	1	1	99
Trevor Johansen	D	79	2	14	16	3	82	0	0	0	82
Jimmy Jones	R	78	4	9	13	1	23	0	2	1	54
Randy Carlyle	D	49	2	11	13	4	31	0	0	0	54
Mike Pelyk	D	41	1	11	12	1	14	1	0	0	40
Dan Maloney	L	13	3	4	7	-5	25	0	0	1	27
Jim McKenny	D	15	2	2	4	4	8	0	0	0	12
Kurt Walker	D	40	2	2	4	-5	69	0	0	0	12
Ron Wilson	D	13	2	1	3	-5	0	1	0	0	11
John Anderson	R	17	1	2	3	1	2	0	0	0	14
Don Ashby	C	12	1	2	3	-4	0	0	0	0	8
Inge Hammarstrom	L	3	1	1	2	1	0	1	0	0	6
Alain Belanger	R	9	0	1	1	0	6	0	0	0	2
Bob Neely	L	11	0	1	1	-3	0	0	0	0	7
Mike Palmateer	G	63	0	1	1	0	12	0	0	0	0
Paul Evans	C/L	4	0	0	0	-1	2	0	0	0	0
Larry Hopkins	L	2	0	0	0	0	0	0	0	0	0
Gord McRae	G	18	0	0	0	0	2	0	0	0	0

PLAYER	POS	GP	W	L	T/O	GA	GAA	SO	PIM	MIN
Mike Palmateer	G	63	34	19	9	172	2.74	5	12	3760
Gord McRae	G	18	7	10	1	57	3.29	1	2	1040

HOME ARENA
 Maple Leaf Gardens (Capacity: 16,485)

PLAYOFF RESULT
 Lost Semi-Final



Did you Know...



Just prior to the 1977-78 season, the NHL's Board of Governors passed a rule that all player's last names must appear on the backs of all jerseys. Leafs' Owner and Governor Harold Ballard refused, citing it as a threat to program sales. After being threatened by the NHL's President John Ziegler with a \$10,000 fine, Ballard finally "complied" by putting unreadable blue letters on the Leafs' blue road sweaters for games on February 26 and 28 in Chicago and Long Island, respectively. Ziegler extended the fine deadline to the next Leafs' home game, and with the risk of a possible larger fine at stake, Ballard relented and complied with the new NHL rule.

In Photo: Darryl Sittler (27) and Ian Turnbull (2) don the "blue-on-blue" sweater nameplates on February 28, 1978 in Long Island, NY.



1978-79

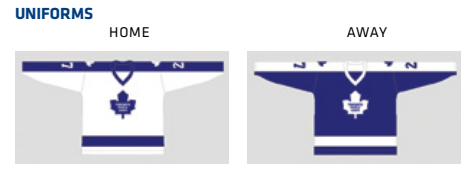
(34-33-13 / 81 Points / 3rd in Adams Division)
GENERAL MANAGER: Jim Gregory
HEAD COACH: Roger Neilson
CAPTAIN: Darryl Sittler

PLAYER	POS	GP	G	A	PTS	+	-	PIM	PP	SH	GW	S
Darryl Sittler	C	70	36	51	87	9	69	12	0	4	290	
Lanny McDonald	R	79	43	42	85	12	32	16	0	2	314	
Borje Salming	D	78	17	56	73	36	76	4	0	2	230	
Ian Turnbull	D	80	12	51	63	-7	80	4	0	0	239	
Walt McKechnie	C	79	25	36	61	21	18	7	1	6	123	
Dan Maloney	L	77	17	36	53	19	157	0	0	5	141	
Tiger Williams	L	77	19	20	39	-7	298	6	0	4	157	
Pat Boutette	C/R	80	14	19	33	3	136	0	0	2	89	
Ron Ellis	R	63	16	12	28	7	10	4	0	1	97	
John Anderson	R	71	15	11	26	2	10	0	0	2	123	
Dave Hutchison	D	79	4	15	19	36	235	0	0	0	117	
Jimmy Jones	R	69	9	9	18	2	45	0	0	0	63	
Ron Wilson	D	46	5	12	17	-10	4	4	0	0	58	
Jerry Butler	R	76	8	7	15	-2	52	0	2	2	77	
Dave Burrows	D	65	2	11	13	-10	28	0	0	0	70	
Garry Monahan	L	62	4	7	11	4	25	0	2	0	55	
Joel Quenneville	D	61	2	9	11	7	60	0	0	1	56	
Paul Gardner	C	11	7	2	9	0	0	2	0	1	20	
Rocky Saggiuik	R/C	16	3	5	8	1	9	1	0	1	30	
Bruce Boudreau	C	26	4	3	7	-3	2	0	0	0	30	
Lorne Stamlor	L	45	4	3	7	-6	2	0	0	1	31	
Trevor Johansen	D	40	1	4	5	1	48	0	0	0	31	
Mike Palmateer	G	58	0	5	5	0	24	0	0	0	0	
Don Ashby	C	3	0	0	0	-3	0	0	0	0	2	
Pierre Hamel	G	1	0	0	0	0	0	0	0	0	0	
Paul Harrison	G	25	0	0	0	0	10	0	0	0	0	

PLAYER	POS	GP	W	L	T/O	GA	GAA	SO	PIM	MIN
Mike Palmateer	G	58	26	21	10	167	2.95	4	24	3396
Paul Harrison	G	25	8	12	3	82	3.51	1	10	1403
Pierre Hamel	G	1	0	0	0	0	0.00	0	0	1

HOME ARENA
 Maple Leaf Gardens (Capacity: 16,485)

PLAYOFF RESULT
 Lost Quarter-Final



Lanny McDonald

GP	DATE	OPPONENT	RESULT
1	Oct 11	@ Pittsburgh	3-2 W
2	Oct 14	NY Islanders	10-7 W
3	Oct 15	@ Boston	2-4 L
4	Oct 18	Buffalo	2-0 W
5	Oct 19	@ Buffalo	0-1 L
6	Oct 21	Philadelphia	2-0 W
7	Oct 22	@ NY Rangers	2-5 L
8	Oct 25	Montreal	4-4 T
9	Oct 26	Philadelphia	0-5 L
10	Oct 28	Boston	3-5 L
11	Nov 1	@ Los Angeles	4-2 W
12	Nov 3	@ Vancouver	3-1 W
13	Nov 4	@ Col. Rockies	4-4 T
14	Nov 7	@ St. Louis	5-0 W
15	Nov 8	@ Chicago	1-2 L
16	Nov 11	@ Montreal	2-3 L
17	Nov 15	Buffalo	2-2 T
18	Nov 16	@ Boston	6-4 W
19	Nov 18	St. Louis	3-1 W
20	Nov 21	@ Atl. Flames	4-3 W
21	Nov 22	@ NY Rangers	3-3 T
22	Nov 25	Col. Rockies	3-6 L
23	Nov 26	Pittsburgh	8-2 W
24	Nov 29	@ Min. North Stars	5-3 W
25	Dec 2	NY Rangers	5-2 W
26	Dec 3	@ Philadelphia	2-7 L
27	Dec 5	Boston	1-5 L
28	Dec 6	@ Pittsburgh	4-6 L
29	Dec 9	NY Islanders	2-3 L
30	Dec 10	@ Buffalo	3-5 L
31	Dec 13	Vancouver	5-1 W
32	Dec 16	Detroit	4-2 W
33	Dec 17	@ Washington	6-7 L
34	Dec 20	Min. North Stars	4-2 W
35	Dec 22	@ Atl. Flames	1-3 L
36	Dec 23	@ St. Louis	6-1 W
37	Dec 26	@ NY Islanders	1-5 L
38	Dec 27	Boston	1-1 T
39	Dec 30	Washington	5-5 T
40	Jan 3	Atl. Flames	1-4 L
41	Jan 6	Chicago	3-5 L
42	Jan 8	Vancouver	1-5 L
43	Jan 10	Min. North Stars	2-2 T
44	Jan 13	Col. Rockies	4-2 W
45	Jan 16	@ Col. Rockies	3-2 W
46	Jan 19	@ Vancouver	3-3 T
47	Jan 20	@ Los Angeles	3-2 W
48	Jan 24	@ Min. North Stars	2-2 T
49	Jan 26	@ Atl. Flames	2-4 L
50	Jan 28	@ Washington	2-2 T
51	Jan 31	St. Louis	5-1 W
52	Feb 3	Montreal	3-6 L
53	Feb 4	@ Min. North Stars	4-6 L
54	Feb 12	@ Chicago	5-2 W
55	Feb 14	Philadelphia	2-2 T
56	Feb 17	Los Angeles	5-2 W
57	Feb 19	@ Detroit	6-2 W
58	Feb 21	@ Min. North Stars	1-5 L
59	Feb 24	NY Rangers	2-4 L
60	Feb 26	@ Buffalo	1-3 L
61	Feb 28	Atl. Flames	4-6 L
62	Mar 1	@ Montreal	1-2 L
63	Mar 3	Philadelphia	4-3 W
64	Mar 4	@ NY Rangers	4-2 W
65	Mar 7	Vancouver	2-0 W
66	Mar 10	Los Angeles	9-4 W
67	Mar 11	Pittsburgh	4-0 W
68	Mar 14	Buffalo	1-4 L
69	Mar 15	@ NY Islanders	2-6 L
70	Mar 17	Min. North Stars	6-4 W
71	Mar 19	@ Boston	3-4 L
72	Mar 21	Detroit	2-4 L
73	Mar 24	Chicago	3-3 T
74	Mar 25	@ Detroit	1-2 L
75	Mar 28	Washington	6-2 W
76	Mar 31	Min. North Stars	6-2 W
77	Apr 1	@ Buffalo	6-3 W
78	Apr 4	Boston	3-3 T
79	Apr 7	Buffalo	6-2 W
80	Apr 8	@ Boston	3-6 L



1979-80

(35-40-5 / 75 Points / 4th in Adams Division)

GENERAL MANAGER: Punch Imlach

HEAD COACH: Floyd Smith (30-33-5), Dick Duff (0-2-0),

Punch Imlach (5-5-0)

CAPTAIN: Darryl Sittler (Oct. - Dec. 29), None (Dec. 29 - Apr.)

PLAYER	POS	GP	G	A	PTS	+/-	PIM	PP	SH	GW	S
Darryl Sittler	C	73	40	57	97	3	62	17	1	5	315
Borje Salming	D	74	19	52	71	4	94	4	0	1	222
John Anderson	R	74	25	28	53	5	22	3	0	5	207
Wilf Paiement	R	41	20	28	48	1	72	8	0	2	159
Laurie Boschman	C	80	16	32	48	2	78	2	0	4	99
Rocky Saganiuk	R/C	75	24	23	47	-5	52	3	0	4	164
Walt McKechnie	C	54	7	36	43	-6	4	1	0	0	77
Tiger Williams	L	55	22	18	40	-13	197	5	0	1	108
Ian Turnbull	D	75	11	28	39	-23	90	3	0	0	202
Pat Hickey	L	45	22	16	38	1	16	6	0	3	99
Dan Maloney	L	71	17	16	33	-13	102	1	0	1	108
Lanny McDonald	R	35	15	15	30	-1	10	6	0	2	140
Paul Gardner	C	45	11	13	24	-8	10	4	0	1	74
Ron Ellis	R	59	12	11	23	-9	6	0	1	2	55
Terry Martin	L	37	6	15	21	6	2	1	0	2	40
Dave Burrows	D	80	3	16	19	0	42	0	0	0	102
Bill Derlago	C	23	5	12	17	-6	13	1	0	0	45
Rick Vaive	R	22	9	7	16	-4	77	2	0	1	55
Jerry Butler	R	55	7	8	15	-3	29	0	0	1	60
Greg Hotham	D	46	3	10	13	-4	10	0	0	0	46
Richard Mulhern	D	26	0	10	10	-1	11	0	0	0	30
Dave Farrish	D	20	1	8	9	5	30	0	0	0	32
Mike Kaszycki	C	25	4	4	8	-4	10	0	0	0	17
Dave Hutchison	D	31	1	6	7	1	28	0	0	0	21
Joel Quenneville	D	32	1	4	5	-2	24	1	0	0	56
Carl Brewer	D	20	0	5	5	-5	2	0	0	0	11
Bob Stephenson	R	14	2	2	4	-7	4	0	0	0	10
Pat Boutette	C/R	32	0	4	4	-6	17	0	0	0	11
Mike Palmateer	G	38	0	3	3	0	6	0	0	0	0
Pat Ribble	D	13	0	2	2	-9	8	0	0	0	11
Ron Wilson	D	5	0	2	2	-2	2	0	0	0	6
Mark Kirton	C	2	1	0	1	0	2	0	0	0	3
Larry Carriere	D	2	0	1	1	-1	0	0	0	0	1
Paul Harrison	G	30	0	1	1	0	4	0	0	0	0
Bruce Boudreau	C	2	0	0	0	0	2	0	0	0	0
Jiri Crha	G	15	0	0	0	0	4	0	0	0	0
Jimmy Jones	R	1	0	0	0	-1	0	0	0	0	1
Daryl Maggs	D	5	0	0	0	-4	0	0	0	0	7
Curt Ridley	G	3	0	0	0	0	2	0	0	0	0
Vincent Tremblay	G	10	0	0	0	0	0	0	0	0	0

PLAYER	POS	GP	W	L	T/O	GA	GAA	SO	PIM	MIN
Mike Palmateer	G	38	16	14	3	125	3.68	2	6	2039
Paul Harrison	G	30	9	17	2	110	4.42	0	4	1492
Jiri Crha	G	15	8	7	0	50	3.61	0	4	830
Vincent Tremblay	G	10	2	1	0	28	5.11	0	0	329
Curt Ridley	G	3	0	1	0	8	4.36	0	2	110

HOME ARENA

Maple Leaf Gardens (Capacity: 16,485)

PLAYOFF RESULT

Lost Preliminary Round

UNIFORMS



1980-81

(28-37-15 / 71 Points / 5th in Adams Division)

GENERAL MANAGER: *Punch Imlach & Harold Ballard (interim)

HEAD COACH: Joe Crozier (13-22-5), Mike Nykoluk (15-15-10)

CAPTAIN: Darryl Sittler

PLAYER	POS	GP	G	A	PTS	+/-	PIM	PP	SH	GW	S
Wilf Paiement	R	77	40	57	97	-7	145	13	3	2	302
Darryl Sittler	C	80	43	53	96	-8	77	14	2	2	267
Bill Derlago	C	80	35	39	74	-11	26	6	0	3	208
Ian Turnbull	D	80	19	47	66	-17	104	8	0	1	262
Borje Salming	D	72	5	61	66	0	154	1	1	1	210
Rick Vaive	R	75	33	29	62	-16	229	8	2	1	195
Pat Hickey	L	72	16	33	49	-16	49	5	0	1	157
John Anderson	R	75	17	26	43	-11	31	2	0	1	142
Dan Maloney	L	65	20	21	41	-10	183	13	0	2	80
Terry Martin	L	69	23	14	37	15	32	1	0	4	111
Laurie Boschman	C	53	14	19	33	-10	178	3	0	4	70
Rocky Saganiuk	R/C	71	12	18	30	-16	52	2	0	3	113
Robert Picard	D	59	6	19	25	-32	68	2	0	0	160
Bruce Boudreau	C	39	10	14	24	-7	18	0	0	0	47
Dave Farrish	D	74	2	18	20	-7	90	1	0	0	110
Ron Sedlbauer	L	21	10	4	14	-3	14	5	0	2	45
Rene Robert	R	14	6	7	13	5	8	1	0	1	43
Vitezslav Duris	D	57	1	12	13	13	50	0	0	0	70
Barry Melrose	D	57	2	5	7	-18	166	0	1	0	39
Ron Ellis	R	27	2	3	5	-1	2	0	0	0	19
Dave Shand	D	47	0	4	4	-14	60	0	0	0	31
Ron Zanussi	R	12	3	0	3	-7	6	0	0	0	15
Stew Gavin	L	14	1	2	3	0	13	0	0	0	13
Greg Hotham	D	11	1	1	2	4	11	0	0	0	8
Mike Kaszycki	C	6	0	2	2	2	2	0	0	0	3
Paul Marshall	L	13	0	2	2	-2	2	0	0	0	8
Bill McCreary	R	12	1	0	1	-6	4	0	0	0	7
Jiri Crha	G	54	0	1	1	0	8	0	0	0	0
Dave Burrows	D	6	0	0	0	-4	2	0	0	0	3
Kim Davis	C	2	0	0	0	0	4	0	0	0	2
Mark Kirton	C	11	0	0	0	-1	0	0	0	0	5
Michel Larocque	G	8	0	0	0	0	0	0	0	0	0
Curt Ridley	G	3	0	0	0	0	2	0	0	0	0
Jim Rutherford	G	18	0	0	0	0	2	0	0	0	0
Vincent Tremblay	G	3	0	0	0	0	0	0	0	0	0

PLAYER	POS	GP	W	L	T/O	GA	GAA	SO	PIM	MIN
Jiri Crha	G	54	20	20	11	211	4.07	0	8	3112
Jim Rutherford	G	18	4	10	2	82	5.12	0	2	961
Michel Larocque	G	8	3	3	2	40	5.22	0	0	460
Vincent Tremblay	G	3	0	3	0	16	6.71	0	0	143
Curt Ridley	G	3	1	1	0	12	5.81	0	2	124

HOME ARENA

Maple Leaf Gardens (Capacity: 16,485)

PLAYOFF RESULT

Lost Preliminary Round

UNIFORMS



* Punch Imlach suffered a heart attack during training camp and Harold Ballard served as acting GM for the majority of the season.



1981-82

(20-44-16 / 56 Points / 5th in Norris Division)

GENERAL MANAGER: Gerry McNamara

HEAD COACH: Mike Nykoluk

CAPTAIN: Darryl Sittler (Oct. - Jan. 5), Rick Vaive (Jan. 6 - Apr.)

PLAYER	POS	GP	G	A	PTS	+	-	PIM	PP	SH	GW	S
Rick Vaive	R	77	54	35	89	12	157	12	5	6	267	
Bill Derlago	C	75	34	50	84	5	42	6	0	2	198	
Wilf Paiement	R	69	18	40	58	-21	203	6	1	1	186	
John Anderson	R	69	31	26	57	8	30	7	0	3	191	
Borje Salming	D	69	12	44	56	4	170	1	0	0	175	
Bob Manno	D	72	9	41	50	5	67	3	1	0	108	
Terry Martin	L	72	25	24	49	-18	39	4	0	1	133	
Darryl Sittler	C	38	18	20	38	-14	24	5	2	0	127	
Rene Robert	R	55	13	24	37	-11	37	2	0	1	120	
Rocky Saggiuik	R/C	65	17	16	33	-16	49	0	0	1	100	
Jim Benning	D	74	7	24	31	-27	46	2	0	0	90	
Laurie Boschman	C	54	9	19	28	-3	150	1	0	1	64	
Norm Aubin	C	43	14	12	26	-16	22	3	0	1	62	
Dan Maloney	L	44	8	7	15	-11	71	1	0	0	60	
Fred Boimistruck	D	57	2	11	13	9	32	0	0	1	48	
Stew Gavin	L	38	5	6	11	-6	29	1	0	0	66	
Bob McGill	D	68	1	10	11	-9	263	0	0	0	34	
Miroslav Frycer	R	10	4	6	10	-7	31	1	0	2	23	
Don Luce	C	39	4	4	8	-7	32	0	1	0	36	
Ron Zanussi	R	43	0	8	8	-4	14	0	0	0	25	
Walt Poddubny	L	11	3	4	7	0	8	1	0	0	22	
Barry Melrose	D	64	1	5	6	-26	186	0	0	0	45	
Fred Perlini	C	7	2	3	5	-2	0	1	0	0	12	
Paul Marshall	L	10	2	2	4	-4	2	1	0	0	14	
Trevor Johansen	D	13	1	3	4	-16	4	0	0	0	14	
Jim Korn	D/L	11	1	3	4	1	44	0	0	0	10	
Michel Larocque	G	50	0	3	3	0	2	0	0	0	0	
Gary Yaremchuk	C	18	0	3	3	-7	10	0	0	0	6	
Billy Harris	R	20	2	0	2	-16	4	0	0	0	21	
Ernie Godden	C	5	1	1	2	1	6	0	0	0	5	
Bruce Boudreau	C	12	0	2	2	-6	6	0	0	0	5	
John Gibson	D	27	0	2	2	-13	67	0	0	0	31	
Vincent Tremblay	G	40	0	2	2	0	2	0	0	0	0	
Ian Turnbull	D	12	0	2	2	-4	8	0	0	0	26	
Pat Hickey	L	1	0	0	0	0	0	0	0	0	0	
Paul Higgins	R	3	0	0	0	-1	17	0	0	0	0	
Greg Hotham	D	3	0	0	0	-5	0	0	0	0	4	
Darwin McCutcheon	D	1	0	0	0	-1	2	0	0	0	0	
Craig Muni	D	3	0	0	0	-4	2	0	0	0	0	
Bob Parent	G	2	0	0	0	0	0	0	0	0	0	

PLAYER	POS	GP	W	L	T/O	GA	GAA	SO	PIM	MIN
Michel Larocque	G	50	10	24	8	207	4.69	0	2	2647
Vincent Tremblay	G	40	10	18	8	153	4.52	1	2	2033
Bob Parent	G	2	0	2	0	13	6.50	0	0	120

HOME ARENA

Maple Leaf Gardens (Capacity: 16,485)

PLAYOFF RESULT

Out of Playoffs

UNIFORMS



1982-83

(28-40-12 / 68 Points / 3rd in Norris Division)

GENERAL MANAGER: Gerry McNamara

HEAD COACH: Mike Nykoluk

CAPTAIN: Rick Vaive

PLAYER	POS	GP	G	A	PTS	+	-	PIM	PP	SH	GW	S
John Anderson	R	80	31	49	80	-6	24	9	0	6	199	
Rick Vaive	R	78	51	28	79	-13	105	18	3	8	296	
Peter Ihnacak	C	80	28	38	66	6	44	6	0	2	162	
Walt Poddubny	L	72	28	31	59	8	71	9	0	3	163	
Miroslav Frycer	R	67	25	30	55	2	90	5	0	4	133	
Dan Daoust	C	48	18	33	51	-1	31	9	0	0	119	
Borje Salming	D	69	7	38	45	-3	104	2	1	0	110	
Bill Derlago	C	58	13	24	37	-19	27	5	0	1	135	
Greg Terrion	L	74	16	16	32	-3	59	0	3	1	73	
Billy Harris	R	76	11	19	30	-15	26	0	1	0	83	
Jim Korn	D/L	80	8	21	29	-27	236	0	3	1	101	
Gaston Gingras	D	45	10	18	28	7	10	4	0	1	95	
Dave Farrish	D	56	4	24	28	1	38	3	0	0	91	
Terry Martin	L	76	14	13	27	-29	28	3	1	0	95	
Jim Benning	D	74	5	17	22	-8	47	3	0	0	68	
Frank Nigro	C	51	6	15	21	-1	23	1	0	0	77	
Mike Kaszycki	C	22	1	13	14	0	10	0	0	0	19	
Stew Gavin	L	63	6	5	11	-7	44	0	0	0	77	
Vitezslav Duris	D	32	2	8	10	3	12	0	1	0	48	
Barry Melrose	D	52	2	5	7	-16	68	0	0	0	25	
Norm Aubin	C	26	4	1	5	-9	8	2	0	1	18	
Fred Boimistruck	D	26	2	3	5	-3	13	0	0	0	26	
Russ Adam	C	8	1	2	3	-3	11	0	0	0	4	
Gary Nylund	D	16	0	3	3	0	16	0	0	0	12	
Mike Palmateer	G	53	0	3	3	0	17	0	0	0	0	
Serge Boisvert	R	17	0	2	2	-10	4	0	0	0	18	
Marc Magnan	L	4	0	1	1	0	5	0	0	0	1	
Craig Muni	D	2	0	1	1	-3	0	0	0	0	2	
Dave Shand	D	1	0	1	1	2	2	0	0	0	0	
Reid Bailey	D	1	0	0	0	-2	2	0	0	0	0	
Paul Higgins	R	22	0	0	0	-3	135	0	0	0	1	
Michel Larocque	G	16	0	0	0	0	0	0	0	0	0	
Bob McGill	D	30	0	0	0	-24	146	0	0	0	13	
Bob Parent	G	1	0	0	0	0	0	0	0	0	0	
Rocky Saggiuik	R/C	3	0	0	0	-3	2	0	0	0	0	
Rick St. Croix	G	17	0	0	0	0	0	0	0	0	0	
Ken Strong	L	2	0	0	0	0	0	0	0	0	2	
Vincent Tremblay	G	1	0	0	0	0	0	0	0	0	0	
Leigh Verstraete	R	3	0	0	0	0	5	0	0	0	0	
Rod Willard	L	1	0	0	0	-1	0	0	0	0	2	
Gary Yaremchuk	C	3	0	0	0	-1	2	0	0	0	3	

PLAYER	POS	GP	W	L	T/O	GA	GAA	SO	PIM	MIN
Mike Palmateer	G	53	21	23	7	197	3.99	0	17	2965
Rick St. Croix	G	17	4	9	2	58	3.78	0	0	920
Michel Larocque	G	16	3	8	3	68	4.89	0	0	835
Bob Parent	G	1	0	0	0	2	3.00	0	0	40
Vincent Tremblay	G	1	0	0	0	2	3.00	0	0	40

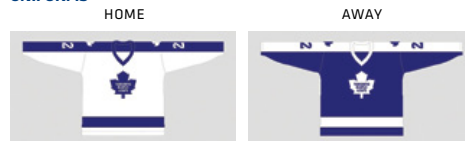
HOME ARENA

Maple Leaf Gardens (Capacity: 16,382)

PLAYOFF RESULT

Lost Division Semi-Final

UNIFORMS



GP	DATE	OPPONENT	RESULT
1	Oct 6	@ Chicago	3-3 T
2	Oct 7	@ St. Louis	2-3 L
3	Oct 9	New Jersey	5-5 T
4	Oct 13	Washington	3-5 L
5	Oct 14	@ Min. North Stars	2-6 L
6	Oct 16	Chicago	2-3 L
7	Oct 20	Min. North Stars	5-2 W
8	Oct 23	Calgary	5-5 T
9	Oct 26	@ Que. Nordiques	4-9 L
10	Oct 27	Boston	4-1 W
11	Oct 30	Buffalo	3-3 T
12	Nov 3	@ Los Angeles	2-6 L
13	Nov 6	@ St. Louis	3-3 T
14	Nov 7	@ Chicago	3-7 L
15	Nov 10	Detroit	8-2 W
16	Nov 13	Min. North Stars	4-3 W
17	Nov 17	@ NY Rangers	1-6 L
18	Nov 20	NY Rangers	3-6 L
19	Nov 24	@ Pittsburgh	3-4 L
20	Nov 26	@ Washington	3-5 L
21	Nov 27	Wpg. Jets	3-6 L
22	Dec 1	@ New Jersey	3-7 L
23	Dec 4	NY Islanders	4-1 W
24	Dec 5	@ NY Rangers	5-6 L
25	Dec 7	@ NY Islanders	3-6 L
26	Dec 8	Vancouver	3-7 L
27	Dec 11	Detroit	2-6 L
28	Dec 14	@ Que. Nordiques	4-4 T
29	Dec 15	St. Louis	2-4 L
30	Dec 18	Chicago	5-8 L
31	Dec 22	@ Chicago	3-4 L
32	Dec 23	@ St. Louis	3-7 L
33	Dec 28	@ Montreal	4-4 T
34	Dec 29	Montreal	6-5 W
35	Jan 1	Hfd. Whalers	7-5 W
36	Jan 2	Detroit	6-3 W
37	Jan 5	@ New Jersey	4-4 T
38	Jan 6	@ Washington	3-1 W
39	Jan 8	Los Angeles	7-5 W
40	Jan 12	Boston	4-6 L
41	Jan 13	@ Min. North Stars	1-2 L
42	Jan 15	@ Detroit	3-4 L
43	Jan 17	St. Louis	4-4 T
44	Jan 19	@ Wpg. Jets	3-6 L
45	Jan 22	Chicago	2-3 L
46	Jan 24	Pittsburgh	8-2 W
47	Jan 26	@ Edmonton	6-6 T
48	Jan 27	@ Calgary	1-3 L
49	Jan 29	Buffalo	5-3 W
50	Jan 31	Min. North Stars	2-4 L
51	Feb 2	Hfd. Whalers	7-1 W
52	Feb 5	Vancouver	6-4 W
53	Feb 6	@ Detroit	0-3 L
54	Feb 13	@ Hfd. Whalers	3-5 L
55	Feb 16	St. Louis	6-3 W
56	Feb 17	@ St. Louis	6-3 W
57	Feb 19	Calgary	5-3 W
58	Feb 21	Pittsburgh	4-2 W
59	Feb 23	@ Min. North Stars	3-2 W
60	Feb 25	@ Vancouver	4-1 W
61	Feb 26	@ Los Angeles	2-6 L
62	Feb 28	@ Boston	3-6 L
63	Mar 2	Philadelphia	2-2 T
64	Mar 3	@ NY Islanders	1-5 L
65	Mar 5	Edmonton	3-6 L
66	Mar 8	@ Montreal	3-3 T
67	Mar 9	St. Louis	5-2 W
68	Mar 12	Chicago	4-2 W
69	Mar 13	@ Detroit	5-2 W
70	Mar 16	Detroit	3-4 L
71	Mar 18	@ Wpg. Jets	3-7 L
72	Mar 20	@ Chicago	3-7 L
73	Mar 21	Edmonton	1-4 L
74	Mar 23	Min. North Stars	6-3 W
75	Mar 24	@ Philadelphia	4-7 L
76	Mar 26	Que. Nordiques	2-1 W
77	Mar 29	@ Min. North Stars	4-2 W
78	Mar 30	@ Detroit	4-2 W
79	Apr 2	Philadelphia	3-6 L
80	Apr 3	@ Buffalo	4-3 W



1983-84

(26-45-9 / 61 Points / 5th in Norris Division)

GENERAL MANAGER: Gerry McNamara

HEAD COACH: Mike Nykoluk

CAPTAIN: Rick Vaive

PLAYER	POS	GP	G	A	PTS	+/	PIM	PP	SH	GW	S
Rick Vaive	R	76	52	41	93	-12	114	17	0	6	261
Dan Daoust	C	78	18	56	74	-16	88	8	0	1	154
John Anderson	R	73	37	31	68	-12	22	14	0	5	192
Bill Derlago	C	79	40	20	60	-8	50	8	2	3	210
Jim Benning	D	79	12	39	51	-4	66	6	0	1	136
Dale McCourt	C	72	19	24	43	-16	10	8	2	1	98
Borje Salming	D	68	5	38	43	-34	92	2	1	0	160
Greg Terrion	L	79	15	24	39	-6	36	0	2	2	92
Stew Gavin	L	80	10	22	32	-6	90	0	1	3	96
Gaston Gingras	D	59	7	20	27	-30	16	4	0	0	125
Jim Korn	D/L	65	12	14	26	-33	257	0	0	1	94
Miroslav Frycer	R	47	10	16	26	-24	55	1	0	2	78
Terry Martin	L	63	15	10	25	-8	51	2	2	1	62
Walt Poddubny	L	38	11	14	25	-13	48	4	0	0	77
Peter Ihnacak	C	47	10	13	23	-21	24	5	0	0	76
Dave Farrish	D	59	4	19	23	-13	57	1	0	0	77
Bill Stewart	D	56	2	17	19	-1	116	0	0	0	42
Billy Harris	R	50	7	10	17	-20	14	0	0	0	68
Gary Nylund	D	47	2	14	16	-27	103	0	0	0	71
Gary Leeman	D	52	4	8	12	-14	31	1	0	0	41
Russ Courtnall	R	14	3	9	12	0	6	1	0	0	29
Pat Graham	L	41	4	4	8	-9	65	0	0	0	46
Frank Nigro	C	17	2	3	5	-4	16	0	0	0	18
Rich Costello	C	10	2	1	3	-5	2	1	0	0	7
Dave Hutchison	D	47	0	3	3	5	137	0	0	0	16
Bob McGill	D	11	0	2	2	1	51	0	0	0	3
Mike Palmateer	G	34	0	2	2	0	28	0	0	0	0
Ken Strong	L	2	0	2	2	0	2	0	0	0	3
Allan Bester	G	32	0	0	0	0	6	0	0	0	0
Greg Britz	R	6	0	0	0	-1	2	0	0	0	1
Bruce Dowie	G	2	0	0	0	0	0	0	0	0	0
Basil McRae	L	3	0	0	0	-3	19	0	0	0	7
Fred Perlini	C	1	0	0	0	0	0	0	0	0	3
Rick St. Croix	G	20	0	0	0	0	0	0	0	0	0
Ken Wregget	G	3	0	0	0	0	0	0	0	0	0
Gary Yaremchuk	C	1	0	0	0	-1	0	0	0	0	1

PLAYER	POS	GP	W	L	T/O	GA	SV%	GAA	SO	PIM	MIN
Allan Bester	G	32	11	16	4	134	.883	4.35	0	6	1848
Mike Palmateer	G	34	9	17	4	149	.849	4.88	0	28	1831
Rick St. Croix	G	20	5	10	0	80	.849	5.11	0	0	939
Ken Wregget	G	3	1	1	1	14	.891	5.09	0	0	165
Bruce Dowie	G	2	0	1	0	4	.907	3.33	0	0	72

HOME ARENA

Maple Leaf Gardens (Capacity: 16,382)

PLAYOFF RESULT

Out of Playoffs

UNIFORMS



PATCH



*From 1983-84 to 1998-99, five minutes of sudden-death overtime was played in games that were tied after regulation.



1984-85

(20-52-8 / 48 Points / 5th in Norris Division)

GENERAL MANAGER: Gerry McNamara

HEAD COACH: Dan Maloney

CAPTAIN: Rick Vaive

PLAYER	POS	GP	G	A	PTS	+/	PIM	PP	SH	GW	S
Rick Vaive	R	72	35	33	68	-26	112	13	0	2	258
John Anderson	R	75	32	31	63	-20	27	14	1	5	194
Bill Derlago	C	62	31	31	62	-15	21	7	5	4	147
Miroslav Frycer	R	65	25	30	55	-7	55	5	0	1	182
Dan Daoust	C	79	17	37	54	-27	98	1	3	2	141
Peter Ihnacak	C	70	22	22	44	-26	24	8	0	1	115
Jim Benning	D	80	9	35	44	-39	55	6	0	2	160
Borje Salming	D	73	6	33	39	-26	76	3	0	0	181
Greg Terrion	L	72	14	17	31	-15	20	1	4	0	91
Gary Leeman	D/R	53	5	26	31	-12	72	3	0	0	88
Stew Gavin	L	73	12	13	25	-22	38	0	0	0	148
Russ Courtnall	R	69	12	10	22	-23	44	0	2	1	130
Al Iafate	D	68	5	16	21	-19	51	3	0	0	88
Walt Poddubny	L	32	5	15	20	1	26	1	0	0	51
Gary Nylund	D	76	3	17	20	-37	99	0	0	0	61
Jeff Brubaker	L	68	8	4	12	-18	209	2	0	1	39
Jim Korn	D/L	41	5	5	10	-17	171	2	0	1	48
Bill Kitchen	D	29	1	4	5	-6	27	0	0	0	21
Bob McGill	D	72	0	5	5	0	250	0	0	0	22
Ken Strong	L	11	2	0	2	-3	4	0	0	0	19
Bill Root	D	35	1	1	2	-25	23	0	0	0	34
Steve Thomas	L	18	1	1	2	-13	2	0	0	0	26
Gary Yaremchuk	C	12	1	1	2	-7	16	0	0	0	7
Tim Bernhardt	G	37	0	2	2	0	4	0	0	0	0
Gaston Gingras	D	5	0	2	2	-7	0	0	0	0	17
Bill Stewart	D	27	0	2	2	-3	32	0	0	0	9
Todd Gill	D	10	1	0	1	-1	13	0	0	0	9
Allan Bester	G	15	0	1	1	0	4	0	0	0	0
Jeff Jackson	L	17	0	1	1	-4	24	0	0	0	12
Wes Jarvis	C	26	0	1	1	-6	2	0	0	0	12
Ken Wregget	G	23	0	1	1	0	10	0	0	0	0
Greg Britz	R	1	0	0	0	0	2	0	0	0	0
Larry Landon	R	7	0	0	0	-4	2	0	0	0	5
Derek Laxdal	R	3	0	0	0	-1	6	0	0	0	3
Basil McRae	L	1	0	0	0	0	0	0	0	0	0
Craig Muni	D	8	0	0	0	0	0	0	0	0	1
Cam Plante	D	2	0	0	0	0	0	0	0	0	0
Rick St. Croix	G	12	0	0	0	0	0	0	0	0	0
Leigh Verstraete	R	2	0	0	0	0	0	0	0	0	2

PLAYER	POS	GP	W	L	T/O	GA	SV%	GAA	SO	PIM	MIN
Tim Bernhardt	G	37	13	19	4	136	.877	3.74	0	4	2182
Ken Wregget	G	23	2	15	3	103	.863	4.84	0	10	1278
Allan Bester	G	15	3	9	1	54	.874	4.22	1	4	767
Rick St. Croix	G	11	2	9	0	54	.828	5.16	0	0	628

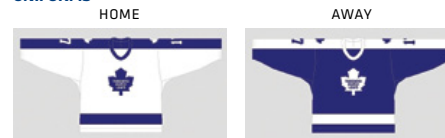
HOME ARENA

Maple Leaf Gardens (Capacity: 16,382)

PLAYOFF RESULT

Out of Playoffs

UNIFORMS



GP	DATE	OPPONENT	RESULT
1	Oct 11	@ Min. North Stars	1-0 W (OT)
2	Oct 13	Buffalo	4-3 W (OT)
3	Oct 14	@ Wpg. Jets	2-5 L
4	Oct 17	Hfd. Whalers	3-5 L
5	Oct 19	@ New Jersey	1-4 L
6	Oct 20	Que. Nordiques	3-12 L
7	Oct 24	Detroit	6-1 W
8	Oct 26	@ Que. Nordiques	2-2 T
9	Oct 27	Calgary	3-5 L
10	Oct 31	@ St. Louis	5-6 L (OT)
11	Nov 3	@ Los Angeles	0-7 L
12	Nov 5	@ Min. North Stars	3-5 L
13	Nov 7	Vancouver	4-4 T
14	Nov 10	Chicago	4-4 T
15	Nov 11	Min. North Stars	6-7 L
16	Nov 14	Los Angeles	3-4 L
17	Nov 17	Wpg. Jets	3-5 L
18	Nov 19	@ Montreal	6-4 W
19	Nov 21	@ Min. North Stars	1-7 L
20	Nov 23	Detroit	5-6 L
21	Nov 24	Min. North Stars	2-4 L
22	Nov 27	Edmonton	1-7 L
23	Nov 30	@ NY Rangers	3-3 T
24	Dec 1	NY Rangers	1-4 L
25	Dec 4	@ Detroit	6-7 L
26	Dec 5	Detroit	2-4 L
27	Dec 8	@ St. Louis	3-3 T
28	Dec 9	@ Chicago	2-7 L
29	Dec 12	Philadelphia	6-3 W
30	Dec 14	@ Wpg. Jets	4-6 L
31	Dec 15	Pittsburgh	2-5 L
32	Dec 17	St. Louis	2-3 L
33	Dec 21	@ Chicago	3-4 L
34	Dec 22	Boston	6-4 W
35	Dec 26	@ Buffalo	0-6 L
36	Dec 27	@ New Jersey	1-4 L
37	Dec 29	Chicago	4-5 L
38	Jan 2	Pittsburgh	1-2 L
39	Jan 5	Vancouver	1-4 L
40	Jan 7	Hfd. Whalers	4-7 L
41	Jan 9	Boston	3-5 L
42	Jan 13	@ Vancouver	5-3 W
43	Jan 16	@ Los Angeles	4-3 W
44	Jan 19	St. Louis	6-1 W
45	Jan 22	@ Que. Nordiques	2-2 T
46	Jan 24	@ NY Islanders	1-4 L
47	Jan 26	Chicago	2-5 L
48	Jan 27	@ Chicago	6-2 W
49	Jan 30	@ Pittsburgh	6-5 W
50	Feb 1	@ Washington	3-3 T
51	Feb 2	Min. North Stars	2-5 L
52	Feb 5	Washington	1-4 L
53	Feb 6	@ Chicago	2-3 L
54	Feb 9	@ Montreal	6-2 W
55	Feb 10	Montreal	3-2 W (OT)
56	Feb 14	@ St. Louis	3-5 L
57	Feb 16	New Jersey	3-6 L
58	Feb 17	Hfd. Whalers	5-4 W (OT)
59	Feb 19	Edmonton	4-9 L
60	Feb 21	Philadelphia	1-4 L
61	Feb 23	Detroit	4-2 W
62	Feb 25	Chicago	3-4 L (OT)
63	Feb 27	Min. North Stars	6-1 W
64	Mar 2	NY Islanders	4-2 W
65	Mar 5	@ St. Louis	2-7 L
66	Mar 6	Detroit	3-5 L
67	Mar 9	@ NY Islanders	2-4 L
68	Mar 13	Calgary	3-5 L
69	Mar 14	@ Washington	0-4 L
70	Mar 16	Philadelphia	1-6 L
71	Mar 18	St. Louis	4-3 W (OT)
72	Mar 20	@ Calgary	4-7 L
73	Mar 22	@ Edmonton	3-3 T
74	Mar 24	@ Detroit	5-3 W
75	Mar 27	St. Louis	4-2 W
76	Mar 30	Detroit	3-9 L
77	Mar 31	@ NY Rangers	5-7 L
78	Apr 3	@ Min. North Stars	7-9 L
79	Apr 6	Buffalo	2-5 L
80	Apr 7	@ Boston	1-5 L



1985-86

(25-48-7 / 57 Points / 4th in Norris Division)

GENERAL MANAGER: Gerry McNamara
HEAD COACH: Dan Maloney
CHAPEIN: Rick Vaive (Oct. - Feb. 22), None (Feb. 22 - Apr.)

PLAYER	POS	GP	G	A	PTS	+	-	PIM	PP	SH	GW	S
Miroslav Frycer	R	73	32	43	75	-24	74	7	0	3	201	
Tom Fergus	C	78	31	42	73	-24	64	3	2	3	168	
Rick Vaive	R	61	33	31	64	-19	85	12	0	1	225	
Russ Courttnall	R	73	22	38	60	0	52	3	1	4	203	
Steve Thomas	L	65	20	37	57	-15	36	5	0	5	197	
Marian Stastny	R	70	23	30	53	-6	21	7	0	0	132	
Wendel Clark	L/D	66	34	11	45	-27	227	4	0	3	164	
Peter Ihnacak	C	63	18	27	45	-9	16	5	0	1	96	
Walt Poddubny	L	33	12	22	34	6	25	5	0	1	76	
Al Iafraite	D	65	8	25	33	-10	40	2	0	2	94	
Greg Terrion	L	76	10	22	32	-5	31	0	2	1	105	
Gary Leeman	R	53	9	23	32	-1	20	1	1	0	123	
Brad Maxwell	D	52	8	18	26	-27	108	4	0	0	93	
Dan Hodgson	C	40	13	12	25	-5	12	2	0	0	54	
Jim Benning	D	52	4	21	25	-4	71	2	0	0	76	
Borje Salming	D	41	7	15	22	-7	48	3	1	1	71	
Brad Smith	R	42	5	17	22	-8	84	0	0	0	46	
Dan Daoust	C	80	7	13	20	-21	88	1	0	0	92	
Gary Nylund	D	79	2	16	18	-32	180	0	0	0	84	
Chris Kotsopoulos	D	61	6	11	17	-5	83	0	0	0	69	
Gary McAdam	L	15	1	6	7	-11	0	0	0	0	9	
Miroslav Ihnacak	L	21	2	4	6	-6	27	1	0	0	25	
Bob McGill	D	61	1	4	5	-17	141	0	0	0	28	
Todd Gill	D	15	1	2	3	0	28	0	0	0	9	
Jeff Jackson	L	5	1	2	3	3	2	0	0	0	2	
Wes Jarvis	C	2	1	0	1	-1	2	0	0	0	2	
Tim Bernhardt	G	23	0	1	1	0	0	0	0	0	0	
Rich Costello	C	2	0	1	1	0	0	0	0	0	2	
Craig Muni	D	6	0	1	1	-3	4	0	0	0	2	
Bill Root	D	27	0	1	1	-8	29	0	0	0	34	
Blake Wesley	D	27	0	1	1	-4	21	0	0	0	11	
Allan Bester	G	1	0	0	0	0	0	0	0	0	0	
Jeff Brubaker	L	21	0	0	0	0	67	0	0	0	8	
Bill Derlago	C	1	0	0	0	0	0	0	0	0	2	
Don Edwards	G	38	0	0	0	0	4	0	0	0	0	
Rod Schutt	L	6	0	0	0	-2	0	0	0	0	2	
Ken Wregget	G	30	0	0	0	0	16	0	0	0	0	

PLAYER	POS	GP	W	L	T/O	GA	SV%	GAA	SO	PIM	MIN
Don Edwards	G	38	12	23	0	160	.860	4.78	0	4	2009
Ken Wregget	G	30	9	13	4	113	.875	4.33	0	16	1566
Tim Bernhardt	G	23	4	12	3	107	.853	5.07	0	0	1266
Allan Bester	G	1	0	0	0	2	.600	6.00	0	0	20

HOME ARENA
 Maple Leaf Gardens (Capacity: 16,382)

PLAYOFF RESULT
 Lost Division Final

UNIFORMS



GP	DATE	OPPONENT	RESULT
1	Oct 10	@ Boston	1-3 L
2	Oct 12	Que. Nordiques	0-4 L
3	Oct 13	@ Chicago	5-1 W
4	Oct 16	Washington	5-6 L (OT)
5	Oct 19	Wpg. Jets	3-4 L
6	Oct 23	Pittsburgh	4-5 L
7	Oct 24	@ Pittsburgh	4-6 L
8	Oct 26	Min. North Stars	5-7 L
9	Oct 30	@ Vancouver	3-5 L
10	Nov 2	@ Calgary	2-4 L
11	Nov 3	@ Edmonton	1-7 L
12	Nov 6	NY Islanders	4-5 L
13	Nov 8	@ Detroit	3-3 T
14	Nov 9	St. Louis	2-2 T
15	Nov 12	@ St. Louis	3-4 L (OT)
16	Nov 14	Boston	6-6 T
17	Nov 16	Chicago	6-4 W
18	Nov 17	@ Buffalo	5-3 W
19	Nov 20	@ NY Rangers	3-7 L
20	Nov 23	Detroit	9-3 W
21	Nov 26	@ St. Louis	1-5 L
22	Nov 27	@ Pittsburgh	1-7 L
23	Nov 30	Buffalo	3-2 W (OT)
24	Dec 4	New Jersey	10-7 W
25	Dec 5	@ Philadelphia	6-3 W
26	Dec 7	Montreal	3-6 L
27	Dec 10	@ Washington	2-3 L
28	Dec 11	St. Louis	6-4 W
29	Dec 14	@ Min. North Stars	6-6 T
30	Dec 15	Wpg. Jets	3-3 T
31	Dec 18	@ Los Angeles	3-4 L
32	Dec 20	@ Vancouver	3-5 L
33	Dec 26	Detroit	5-4 W
34	Dec 28	Hfd. Whalers	3-6 L
35	Jan 1	Montreal	3-2 W
36	Jan 4	Los Angeles	4-6 L
37	Jan 5	Detroit	5-6 L
38	Jan 8	Edmonton	11-9 W
39	Jan 10	@ Buffalo	7-9 L
40	Jan 11	Que. Nordiques	1-5 L
41	Jan 13	Detroit	7-4 W
42	Jan 15	@ St. Louis	1-10 L
43	Jan 18	Min. North Stars	2-5 L
44	Jan 19	Calgary	5-9 L
45	Jan 22	NY Rangers	2-4 L
46	Jan 23	@ Hfd. Whalers	1-4 L
47	Jan 25	@ Montreal	2-3 L (OT)
48	Jan 28	@ NY Islanders	2-9 L
49	Jan 29	Washington	5-2 W
50	Feb 1	Chicago	4-7 L
51	Feb 2	@ Chicago	4-3 W
52	Feb 6	@ Min. North Stars	7-8 L (OT)
53	Feb 8	St. Louis	3-2 W (OT)
54	Feb 11	Min. North Stars	2-4 L
55	Feb 13	@ Chicago	4-5 L (OT)
56	Feb 15	Chicago	4-3 W
57	Feb 16	Vancouver	4-4 T
58	Feb 19	@ Edmonton	5-9 L
59	Feb 20	Calgary	7-6 W (OT)
60	Feb 23	@ Min. North Stars	3-4 L
61	Feb 25	NY Rangers	7-3 W
62	Feb 28	@ Detroit	7-3 W
63	Mar 1	Detroit	4-6 L
64	Mar 3	Wpg. Jets	6-1 W
65	Mar 5	@ Min. North Stars	3-5 L
66	Mar 6	@ Philadelphia	4-7 L
67	Mar 8	Chicago	4-3 W
68	Mar 13	@ New Jersey	7-4 W
69	Mar 15	Philadelphia	5-6 L (OT)
70	Mar 17	Los Angeles	7-6 W
71	Mar 19	@ Que. Nordiques	2-5 L
72	Mar 20	NY Islanders	1-7 L
73	Mar 22	New Jersey	3-6 L
74	Mar 26	Min. North Stars	1-6 L
75	Mar 29	St. Louis	4-1 W
76	Mar 30	@ Chicago	5-4 W (OT)
77	Apr 1	@ St. Louis	2-2 T
78	Apr 3	@ Boston	2-4 L
79	Apr 5	@ Hfd. Whalers	1-7 L
80	Apr 6	@ Detroit	2-4 L



1986-87

(32-42-6 / 70 Points / 4th in Norris Division)

GENERAL MANAGER: Gerry McNamara
HEAD COACH: John Brophy
CAPTAIN: None

PLAYER	POS	GP	G	A	PTS	+	-	PIM	PP	SH	GW	S
Russ Courttnall	R	79	29	44	73	-20	90	3	6	3	282	
Rick Vaive	R	73	32	34	66	12	61	8	1	6	214	
Steve Thomas	L	78	35	27	62	-3	114	3	0	7	245	
Wendel Clark	L	80	37	23	60	-23	271	15	0	1	246	
Gary Leeman	R	80	21	31	52	-26	66	4	3	2	196	
Tom Fergus	C	57	21	28	49	1	57	2	1	2	119	
Vincent Damphousse	C	80	21	25	46	-6	26	4	0	1	142	
Peter Ihnacak	C	58	12	27	39	5	16	4	0	1	98	
Todd Gill	D	61	4	27	31	-3	92	1	0	0	51	
Al Iafraite	D	80	9	21	30	-18	55	0	0	3	132	
Mike Allison	L	71	7	16	23	1	66	1	3	2	48	
Rick Lanz	D	44	2	19	21	4	32	1	0	0	91	
Borje Salming	D	56	4	16	20	17	42	0	1	1	71	
Jeff Jackson	L	55	8	7	15	-11	64	0	0	0	42	
Miroslav Frycer	R	29	7	8	15	-15	28	3	0	0	52	
Greg Terrion	L	67	7	8	15	-5	6	0	2	0	55	
Mark Osborne	L	16	5	10	15	-1	12	1	0	0	31	
Brad Smith	R	47	5	7	12	15	172	0	0	2	45	
Chris Kotsopoulos	D	43	2	10	12	8	75	0	0	0	43	
Miroslav Ihnacak	L	34	6	5	11	3	12	0	0	0	65	
Ken Yaremchuk	C	20	3	8	11	0	16	0	0	0	33	
Dan Daoust	C	33	4	3	7	0	35	0	1	0	25	
Bill Root	D	34	3	3	6	-9	37	1	0	0	31	
Bob McGill	D	56	1	4	5	-2	103	0	0	0	27	
Ken Wregget	G	56	0	4	4	0	20	0	0	0	0	
Daryl Evans	L	2	1	0	1	-2	0	1	0	0	2	
Ted Faus	D	15	0	1	1	4	11	0	0	0	4	
Terry Johnson	D	48	0	1	1	-5	104	0	0	0	10	
Jim Benning	D	5	0	0	0	0	4	0	0	0	3	
Tim Bernhardt	G	1	0	0	0	0	0	0	0	0	0	
Allan Bester	G	36	0	0	0	0	8	0	0	0	0	
Jerome Dupont	D	13	0	0	0	-5	23	0	0	0	5	
Val James	L	4	0	0	0	0	14	0	0	0	0	
Derek Laxdal	R	2	0	0	0	-1	7	0	0	0	0	
Kevin Maguire	R	17	0	0	0	-6	74	0	0	0	2	

PLAYER	POS	GP	W	L	T/O	GA	SV%	GAA	SO	PIM	MIN
Ken Wregget	G	56	22	28	3	200	.875	3.97	0	20	3026
Allan Bester	G	36	10	14	3	110	.889	3.65	2	8	1808
Tim Bernhardt	G	1	0	0	0	3	.571	9.00	0	0	20


HOME ARENA
 Maple Leaf Gardens (Capacity: 16,382)

PLAYOFF RESULT
 Lost Division Final

UNIFORMS



PATCHES



GP	DATE	OPPONENT	RESULT
1	Oct 9	Montreal	7-4 W
2	Oct 11	Buffalo	5-5 T
3	Oct 14	St. Louis	1-1 T
4	Oct 17	@ New Jersey	3-2 W
5	Oct 18	Chicago	3-2 W
6	Oct 22	Que. Nordiques	1-7 L
7	Oct 25	@ Que. Nordiques	3-4 L
8	Oct 26	@ NY Rangers	3-3 T
9	Oct 28	Chicago	2-1 W
10	Oct 30	Hfd. Whalers	6-2 W
11	Nov 1	Detroit	2-0 W
12	Nov 5	St. Louis	6-4 W
13	Nov 6	@ Min. North Stars	1-4 L
14	Nov 8	Vancouver	3-5 L
15	Nov 12	@ St. Louis	2-4 L
16	Nov 15	Detroit	6-0 W
17	Nov 16	Chicago	7-3 W
18	Nov 19	Philadelphia	2-2 T
19	Nov 20	@ NY Islanders	4-6 L
20	Nov 22	@ Philadelphia	1-6 L
21	Nov 24	Boston	2-3 L
22	Nov 26	@ Detroit	3-1 W
23	Nov 28	@ Min. North Stars	3-6 L
24	Nov 29	Min. North Stars	2-7 L
25	Dec 4	@ Los Angeles	3-4 L
26	Dec 7	@ St. Louis	3-5 L
27	Dec 10	Washington	8-2 W
28	Dec 12	@ Pittsburgh	3-8 L
29	Dec 13	Pittsburgh	3-2 W (OT)
30	Dec 17	@ New Jersey	2-3 L (OT)
31	Dec 18	Min. North Stars	5-6 L (OT)
32	Dec 20	Buffalo	5-4 W (OT)
33	Dec 23	@ Min. North Stars	4-3 W (OT)
34	Dec 26	@ Detroit	2-4 L
35	Dec 27	Detroit	5-5 T
36	Dec 31	Wpg. Jets	6-1 W
37	Jan 3	New Jersey	7-2 W
38	Jan 4	@ Hfd. Whalers	3-8 L
39	Jan 6	@ Detroit	3-1 W
40	Jan 7	@ Chicago	4-6 L
41	Jan 10	@ NY Islanders	2-3 L
42	Jan 12	@ Montreal	1-2 L
43	Jan 14	Min. North Stars	2-3 L
44	Jan 15	@ Detroit	3-1 W
45	Jan 17	Edmonton	4-7 L
46	Jan 21	St. Louis	4-2 W
47	Jan 23	@ Wpg. Jets	5-7 L
48	Jan 24	Hfd. Whalers	0-3 L
49	Jan 26	Calgary	5-6 L (OT)
50	Jan 28	@ Chicago	0-5 L
51	Jan 29	@ St. Louis	2-4 L
52	Jan 31	Detroit	2-4 L
53	Feb 2	Philadelphia	8-4 W
54	Feb 4	Los Angeles	5-4 W
55	Feb 7	@ Boston	5-8 L
56	Feb 8	@ NY Rangers	5-4 W
57	Feb 14	Boston	5-4 W
58	Feb 16	@ Los Angeles	1-1 T
59	Feb 18	@ Edmonton	2-9 L
60	Feb 20	@ Calgary	2-7 L
61	Feb 22	@ Vancouver	2-3 L
62	Feb 25	NY Rangers	2-4 L
63	Feb 28	Vancouver	8-6 W
64	Mar 3	St. Louis	3-4 L
65	Mar 5	Pittsburgh	7-2 W
66	Mar 7	NY Islanders	7-2 W
67	Mar 9	@ St. Louis	2-3 L (OT)
68	Mar 11	@ Min. North Stars	4-2 W
69	Mar 13	@ Washington	2-10 L
70	Mar 14	Calgary	6-4 W
71	Mar 18	Chicago	3-6 L
72	Mar 20	@ Que. Nordiques	4-5 L
73	Mar 21	@ Montreal	4-9 L
74	Mar 24	Buffalo	6-5 W
75	Mar 25	Min. North Stars	2-6 L
76	Mar 28	Edmonton	4-2 W
77	Mar 29	@ Wpg. Jets	6-2 W
78	Mar 31	@ Washington	2-4 L
79	Apr 4	Chicago	3-1 W
80	Apr 5	@ Chicago	2-5 L



1988-89

(28-46-6 / 62 Points / 5th in Norris Division)

GENERAL MANAGER: Gord Stellick

HEAD COACH: John Brophy (11-20-2), George Armstrong (17-26-4)

CAPTAIN: None

PLAYER	POS	GP	G	A	PTS	+/-	PIM	PP	SH	GW	S
Ed Olczyk	C	80	38	52	90	0	75	11	2	4	249
Gary Leeman	R	61	32	43	75	5	66	7	1	3	195
Vincent Damphousse	C	80	26	42	68	-8	75	6	0	4	190
Tom Fergus	C	80	22	45	67	-38	48	10	1	3	151
Daniel Marois	R	76	31	23	54	-4	76	7	0	4	146
Mark Osborne	L	75	16	30	46	-5	112	5	0	1	118
Al Iafate	D	65	13	20	33	3	72	1	2	3	105
Dave Reid	L	77	9	21	30	12	22	1	1	0	87
Todd Gill	D	59	11	14	25	-3	72	0	0	1	92
Craig Laughlin	R	66	10	13	23	-22	41	0	0	0	87
Borje Salming	D	63	3	17	20	7	86	1	0	0	58
Peter Ihnacak	C	26	2	16	18	3	10	0	0	0	30
Brad Marsh	D	80	1	15	16	-16	79	0	0	0	69
Derek Laxdal	R	41	9	6	15	-11	65	1	0	0	41
Al Secord	L	40	5	10	15	-13	71	1	0	1	52
Chris Kotsopoulos	D	57	1	14	15	-4	44	0	0	0	66
Dan Daoust	C	68	7	5	12	-20	54	0	2	1	66
Wendell Clark	L	15	7	4	11	-3	66	3	0	1	30
Darren Veitch	D	37	3	7	10	-17	16	1	0	0	69
Rick Lanz	D	32	1	9	10	-17	18	0	0	1	56
Luke Richardson	D	55	2	7	9	-15	106	0	0	0	59
Paul Gagne	L	16	3	2	5	-8	6	1	0	1	14
Brian Curran	D	47	1	4	5	0	185	0	0	0	18
Darryl Shannon	D	14	1	3	4	5	6	0	0	0	16
John Kordic	R	46	1	2	3	-13	185	0	0	0	33
Ken Wregget	G	32	0	3	3	0	20	0	0	0	0
Russ Courttnall	R	9	1	1	2	-2	4	0	1	0	11
Allan Bester	G	43	0	2	2	0	2	0	0	0	0
Ken Hammond	D	14	0	2	2	-13	12	0	0	0	5
Tim Armstrong	C	11	1	0	1	-2	6	0	0	0	9
Mike Blaisdell	R	9	1	0	1	-5	4	0	0	0	8
Ken Yaremchuk	C	11	1	0	1	-5	2	0	0	0	13
Sean McKenna	R	3	0	1	1	-1	0	0	0	0	1
Scott Pearson	L	9	0	1	1	0	2	0	0	0	6
Marty Dallman	C	4	0	0	0	0	0	0	0	0	2
Paul Lawless	L	7	0	0	0	-2	0	0	0	0	11
Chris McRae	L	3	0	0	0	0	12	0	0	0	0
Jeff Reese	G	10	0	0	0	0	4	0	0	0	0
Doug Shedden	C	1	0	0	0	-1	2	0	0	0	2

PLAYER	POS	GP	W	L	T/O	G	A	SV%	GAA	SO	PIM	MIN
Allan Bester	G	43	17	20	3	156	.890	3.80	2	2	2460	
Ken Wregget	G	32	9	20	2	139	.866	4.42	0	20	1888	
Jeff Reese	G	10	2	6	1	40	.860	4.94	0	4	486	

HOME ARENA

Maple Leaf Gardens (Capacity: 16,382)

PLAYOFF RESULT

Out of Playoffs

UNIFORMS



1987-88

(21-49-10 / 52 Points / 4th in Norris Division)

GENERAL MANAGER: Gerry McNamara (Oct. - Feb. 6); John Brophy, Dick Duff & Gord Stellick (interim) (Feb. 6 - Apr.)

HEAD COACH: John Brophy

CAPTAIN: None

PLAYER	POS	GP	G	A	PTS	+/-	PIM	PP	SH	GW	S
Ed Olczyk	C	80	42	33	75	-22	55	14	4	3	243
Gary Leeman	R	80	30	31	61	-6	62	6	0	0	234
Mark Osborne	L	79	23	37	60	-3	102	4	2	0	155
Al Iafate	D	77	22	30	52	-21	80	4	3	4	169
Tom Fergus	C	63	19	31	50	5	81	5	0	0	124
Russ Courttnall	R	65	23	26	49	-16	47	6	3	1	212
Vincent Damphousse	C	75	12	36	48	2	40	1	0	2	111
Al Secord	L	74	15	27	42	-21	221	2	0	0	149
Miroslav Frycer	R	38	12	20	32	8	41	1	0	2	76
Peter Ihnacak	C	68	10	20	30	-6	41	0	0	0	75
Rick Lanz	D	75	6	22	28	-12	65	3	0	0	145
Borje Salming	D	66	2	24	26	7	82	1	0	0	92
Todd Gill	D	65	8	17	25	-20	131	1	0	3	109
Dale Degray	D	56	6	18	24	4	63	1	0	1	122
Wendell Clark	L	28	12	11	23	-13	80	4	0	1	93
Greg Terrier	L	59	4	16	20	-6	65	1	0	1	57
Dan Daoust	C	67	9	8	17	-7	57	0	0	1	57
Sean McKenna	R	40	5	5	10	-11	12	0	0	1	46
Luke Richardson	D	78	4	6	10	-25	90	0	0	0	49
Ken Yaremchuk	C	16	2	5	7	-7	10	0	0	0	14
Mike Blaisdell	R	18	3	2	5	-5	2	0	0	1	32
Dave Semenko	L	70	2	3	5	-8	107	0	0	0	12
Ken Wregget	G	56	0	5	5	0	40	0	0	0	0
Chris Kotsopoulos	D	21	2	2	4	-3	19	0	0	0	22
Mike Allison	L	15	0	3	3	0	10	0	0	0	7
Allan Bester	G	30	0	3	3	0	6	0	0	0	0
Brian Curran	D	7	0	1	1	3	19	0	0	0	1
Marty Dallman	C	2	0	1	1	1	0	0	0	0	1
Ted Fauss	D	13	0	1	1	6	4	0	0	0	2
Mike Stothers	D	18	0	1	1	-6	42	0	0	0	0
Leigh Verstraete	R	3	0	1	1	-2	9	0	0	0	0
Wes Jarvis	C	1	0	0	0	0	0	0	0	0	0
Derek Laxdal	R	5	0	0	0	0	6	0	0	0	2
Chris McRae	L	11	0	0	0	0	65	0	0	0	0
Jeff Reese	G	5	0	0	0	0	0	0	0	0	0

PLAYER	POS	GP	W	L	T/O	G	A	SV%	GAA	SO	PIM	MIN
Ken Wregget	G	56	12	35	4	222	.870	4.44	2	40	3000	
Allan Bester	G	30	8	12	5	102	.884	3.81	2	6	1607	
Jeff Reese	G	5	1	2	1	17	.867	4.10	0	0	249	

HOME ARENA

Maple Leaf Gardens (Capacity: 16,382)

PLAYOFF RESULT

Lost Division Semi-Final

UNIFORMS





1989-90

(38-38-4 / 80 Points / 3rd in Norris Division)

GENERAL MANAGER: Floyd Smith

HEAD COACH: Doug Carpenter

CAPTAIN: Rob Ramage

PLAYER	POS	GP	G	A	PTS	+	PIM	PP	SH	GW	S
Gary Leeman	R	80	51	44	95	4	63	14	1	5	256
Vincent Damphousse	C	80	33	61	94	2	56	9	0	5	229
Ed Olczyk	C	79	32	56	88	0	78	6	0	4	208
Daniel Marois	R	68	39	37	76	1	82	14	0	3	183
Mark Osborne	L	78	23	50	73	2	91	3	1	6	137
Al Iafrate	D	75	21	42	63	-4	135	6	1	0	153
Tom Kurvers	D	70	15	37	52	-8	29	9	1	1	156
Rob Ramage	D	80	8	41	49	-1	202	3	0	1	196
Tom Fergus	C	54	19	26	45	-18	62	4	0	2	120
Lou Franceschetti	R	80	21	15	36	-12	127	0	2	4	76
Dave Reid	L	70	9	19	28	-8	9	0	4	1	97
Wendel Clark	L	38	18	8	26	2	116	7	0	2	85
Dan Daoust	C	65	7	11	18	1	89	0	4	0	53
Gilles Thibault	C	21	7	11	18	6	13	3	0	2	44
Luke Richardson	D	67	4	14	18	-1	122	0	0	0	80
John McIntyre	C	59	5	12	17	-12	117	0	1	1	44
Dave Hannan	C	39	6	9	15	-12	55	0	1	0	39
Scott Pearson	L	41	5	10	15	-7	90	0	0	1	66
Todd Gill	D	48	1	14	15	-8	92	0	0	0	44
Brad Marsh	D	79	1	13	14	14	95	0	0	0	50
John Kordic	R	55	9	4	13	-8	252	3	0	0	48
Brian Curran	D	72	2	9	11	-2	301	0	0	0	21
Bobby Reynolds	L	7	1	1	2	-3	0	0	0	0	13
Allan Bester	G	42	0	2	2	0	4	0	0	0	0
Peter Ihnacak	C	5	0	2	2	3	0	0	0	0	5
Mark LaForest	G	27	0	1	1	0	23	0	0	0	0
Paul Lawless	L	6	0	1	1	-4	0	0	0	0	6
Jeff Reese	G	21	0	1	1	0	10	0	0	0	0
Darryl Shannon	D	10	0	1	1	-10	12	0	0	0	16
Jack Capuano	D	1	0	0	0	-1	0	0	0	0	1
Tie Domi	R	2	0	0	0	0	42	0	0	0	0
Rocky Dundas	R	5	0	0	0	-1	14	0	0	0	1
Peter Ing	G	3	0	0	0	0	0	0	0	0	0
Sean McKenna	R	5	0	0	0	-3	20	0	0	0	6
Mike Stevens	L	1	0	0	0	0	0	0	0	0	2

PLAYER	POS	GP	W	L	T/O	GA	SV%	GAA	SO	PIM	MIN
Allan Bester	G	42	20	16	0	165	.873	4.49	0	4	2206
Mark LaForest	G	27	9	14	0	87	.886	3.89	0	23	1343
Jeff Reese	G	21	9	6	3	81	.871	4.41	0	10	1101
Peter Ing	G	3	0	2	1	18	.832	5.93	0	0	182

HOME ARENA

Maple Leaf Gardens (Capacity: 16,382)

PLAYOFF RESULT

Lost Division Semi-Final

UNIFORMS



1990-91

(23-46-11 / 57 Points / 5th in Norris Division)

GENERAL MANAGER: Floyd Smith

HEAD COACH: Doug Carpenter (1-9-1), Tom Watt (22-37-10)

CAPTAIN: Rob Ramage

PLAYER	POS	GP	G	A	PTS	+	PIM	PP	SH	GW	S
Vincent Damphousse	C	79	26	47	73	-31	65	10	1	4	247
Mike Krushelnyski	L/C	59	17	22	39	-6	48	2	2	1	98
Dave Ellett	D	60	8	30	38	-4	69	5	0	1	154
Rob Ramage	D	80	10	25	35	-2	173	5	0	2	169
Wendel Clark	L	63	18	16	34	-5	152	4	0	2	181
Dave Hannan	C	74	11	23	34	-9	82	0	1	2	72
Daniel Marois	R	78	21	9	30	-16	112	6	0	1	152
Gary Leeman	R	52	17	12	29	-25	39	4	0	1	135
Dave Reid	L	69	15	13	28	-10	18	1	8	0	110
Peter Zeehl	C	32	14	14	28	-7	4	6	0	5	69
Michel Petit	D	54	9	19	28	-19	132	3	1	2	95
Todd Gill	D	72	2	22	24	-4	113	0	0	0	90
Lucien DeBlois	C	38	10	12	22	-4	30	0	1	0	57
Doug Sheddin	C	23	8	10	18	-2	10	4	0	0	35
Al Iafrate	D	42	3	15	18	-15	113	2	0	0	51
Mike Foligno	R	37	8	7	15	-3	65	1	0	0	56
Paul Fenton	L	30	5	10	15	-3	0	1	1	0	46
Kevin McGuire	R	63	9	5	14	-10	180	1	0	0	52
Ed Olczyk	C	18	4	10	14	-7	13	0	0	0	45
Brian Bradley	C	26	0	11	11	-7	20	0	0	0	32
Aaron Broten	L/C	27	6	4	10	12	32	0	0	1	45
Luke Richardson	D	78	1	9	10	-28	238	0	0	0	68
Tom Fergus	C	14	5	4	9	-5	8	2	0	0	17
Gilles Thibault	C	20	2	7	9	-7	4	0	0	0	36
Mark Osborne	L	18	3	3	6	-10	4	1	1	0	32
Rob Cimetia	L/R	25	2	4	6	-5	21	2	0	1	18
Bob Rouse	D	13	2	4	6	-11	10	1	0	0	15
Joe Sacco	R	20	0	5	5	-5	2	0	0	0	20
Mike Millar	R	7	2	2	4	-1	2	0	0	0	11
Scott Thornton	L	33	1	3	4	-15	30	0	0	0	31
Alexander Godynnyuk	D	18	0	3	3	-3	16	0	0	0	15
Tom Kurvers	D	19	0	3	3	-12	8	0	0	0	23
John McIntyre	D	13	0	3	3	0	25	0	0	0	7
Lou Franceschetti	R	16	1	1	2	2	30	0	0	0	7
Claude Loiselle	C	7	1	1	2	0	2	0	0	0	10
Drake Berehowsky	D	8	0	1	1	-6	25	0	0	0	4
Jeff Reese	G	30	0	1	1	0	0	0	0	0	0
Darryl Shannon	D	10	0	1	1	1	0	0	0	0	3
Darren Veitch	D	2	0	1	1	-4	0	0	0	0	2
Allan Bester	G	6	0	0	0	0	0	0	0	0	0
Brian Curran	D	4	0	0	0	-2	7	0	0	0	0
Peter Ing	G	56	0	0	0	0	6	0	0	0	0
John Johnston	R	1	0	0	0	0	0	0	0	0	0
John Kordic	R	3	0	0	0	0	9	0	0	0	1
Brad Marsh	D	22	0	0	0	-6	15	0	0	0	18
Scott Pearson	L	12	0	0	0	-5	20	0	0	0	13
Damian Rhodes	C	1	0	0	0	0	0	0	0	0	0
Jeff Serowik	D	1	0	0	0	0	0	0	0	0	1

PLAYER	POS	GP	W	L	T/O	GA	SV%	GAA	SO	PIM	MIN
Peter Ing	G	56	16	29	8	200	.883	3.84	1	0	3126
Jeff Reese	G	30	6	13	3	92	.868	3.86	1	0	1430
Allan Bester	G	6	0	4	0	18	.860	4.37	0	0	247
Damian Rhodes	G	1	0	0	0	1	.962	1.00	0	0	60

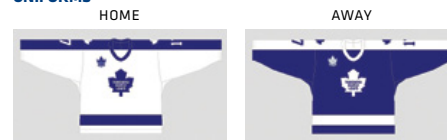
HOME ARENA

Maple Leaf Gardens (Capacity: 16,382)

PLAYOFF RESULT

Out of Playoffs

UNIFORMS



PATCHES



Harold Ballard

GP	DATE	OPPONENT	RESULT
1	Oct 4	@ Wpg. Jets	1-7 L
2	Oct 6	@ Calgary	1-4 L
3	Oct 7	@ Edmonton	2-3 L
4	Oct 10	Que. Nordiques	5-8 L
5	Oct 13	Detroit	3-3 T
6	Oct 17	Hfd. Whalers	1-3 L
7	Oct 18	@ Chicago	0-3 L
8	Oct 20	Chicago	6-2 W
9	Oct 22	@ NY Rangers	1-5 L
10	Oct 24	St. Louis	3-8 L
11	Oct 25	@ St. Louis	5-8 L
12	Oct 27	Buffalo	1-3 L
13	Oct 30	Min. North Stars	5-4 W
14	Nov 1	@ Detroit	4-5 L
15	Nov 3	Calgary	3-7 L
16	Nov 4	Philadelphia	1-7 L
17	Nov 6	@ NY Islanders	3-4 L
18	Nov 8	Vancouver	3-5 L
19	Nov 10	Chicago	1-5 L
20	Nov 12	Wpg. Jets	5-2 W
21	Nov 14	Washington	5-3 W
22	Nov 17	Detroit	4-8 L
23	Nov 19	Boston	2-5 L
24	Nov 21	@ Washington	3-5 L
25	Nov 23	@ Philadelphia	1-4 L
26	Nov 24	Edmonton	1-4 L
27	Nov 27	@ St. Louis	4-3 W (OT)
28	Nov 29	@ Vancouver	1-2 L
29	Dec 1	@ Los Angeles	4-3 W
30	Dec 5	Min. North Stars	2-3 L
31	Dec 6	@ Min. North Stars	2-1 W (OT)
32	Dec 8	Chicago	1-2 L
33	Dec 12	Montreal	4-1 W
34	Dec 15	St. Louis	2-4 L
35	Dec 18	@ NY Islanders	2-2 T
36	Dec 19	@ NY Rangers	4-1 W
37	Dec 22	@ Washington	5-2 W
38	Dec 23	@ New Jersey	2-4 L
39	Dec 27	St. Louis	6-4 W
40	Dec 29	Pittsburgh	6-3 W
41	Jan 3	@ Min. North Stars	3-3 T
42	Jan 5	Los Angeles	2-4 L
43	Jan 8	Calgary	3-5 L
44	Jan 10	@ Chicago	2-7 L
45	Jan 12	Hfd. Whalers	2-2 T
46	Jan 14	Buffalo	3-9 L
47	Jan 17	Pittsburgh	5-6 L (OT)
48	Jan 22	@ Que. Nordiques	4-4 T
49	Jan 23	@ Montreal	3-7 L
50	Jan 26	@ Chicago	1-5 L
51	Jan 28	Min. North Stars	4-0 W
52	Feb 1	@ Detroit	1-4 L
53	Feb 2	Detroit	2-5 L
54	Feb 4	St. Louis	6-5 W (OT)
55	Feb 6	@ Wpg. Jets	5-5 T
56	Feb 7	@ Min. North Stars	2-4 L
57	Feb 9	NY Islanders	3-2 W
58	Feb 13	Philadelphia	3-6 L
59	Feb 16	Edmonton	3-2 W
60	Feb 17	@ Buffalo	3-0 W
61	Feb 19	@ St. Louis	2-3 L
62	Feb 21	@ Pittsburgh	4-11 L
63	Feb 23	@ Montreal	3-3 T
64	Feb 25	@ Detroit	4-5 L (OT)
65	Feb 27	New Jersey	7-3 W
66	Mar 2	NY Rangers	2-5 L
67	Mar 3	@ Hfd. Whalers	4-4 T
68	Mar 5	Boston	6-3 W
69	Mar 7	Vancouver	3-3 T
70	Mar 9	@ Boston	0-2 L
71	Mar 12	@ Que. Nordiques	4-3 W
72	Mar 13	@ New Jersey	2-3 L
73	Mar 16	Min. North Stars	4-3 W (OT)
74	Mar 17	@ Min. North Stars	3-4 L
75	Mar 20	@ Los Angeles	4-4 T
76	Mar 22	@ Detroit	3-1 W
77	Mar 23	Detroit	4-1 W
78	Mar 26	Chicago	2-2 T
79	Mar 28	@ Chicago	3-5 L
80	Mar 30	@ St. Louis	2-5 L



1992-93



1991-92

(30-43-7 / 67 Points / 5th in Norris Division)

GENERAL MANAGER: Cliff Fletcher

HEAD COACH: Tom Watt

CAPTAIN: Wendel Clark

PLAYER	POS	GP	G	A	PTS	+/	PIM	PP	SH	GW	S
Glenn Anderson	R	72	24	33	57	-13	100	5	0	4	188
Dave Ellett	R	79	18	33	51	-13	95	9	1	4	225
Peter Zedel	C	64	16	33	49	-22	26	4	0	1	125
Doug Gilmour	C	40	15	34	49	13	32	6	0	3	104
Wendel Clark	L	43	19	21	40	-14	123	7	0	4	158
Brian Bradley	C	59	10	21	31	-3	48	4	0	3	78
Mike Bullard	C	65	14	14	28	-19	40	7	0	0	140
Daniel Marois	R	63	15	11	26	-36	76	4	0	0	140
Rob Pearson	R	72	14	19	24	-16	58	6	0	0	79
Mike Krushelnyski	L/C	72	9	15	24	-5	72	0	2	1	100
Bob Rouse	D	79	3	19	22	-20	97	1	0	0	115
Gary Leeman	R	34	7	13	20	-1	44	3	0	0	91
Lucien DeBlois	C	54	8	11	19	-3	39	0	1	1	75
Todd Gill	D	74	2	15	17	-22	91	1	0	0	82
Jamie Macoun	D	39	3	13	16	0	18	2	0	0	71
Ric Nattress	D	36	2	14	16	-1	32	0	0	1	43
Claude Loiselle	C	64	6	9	15	-21	102	1	0	1	91
Guy Larose	C	34	9	5	14	-8	27	0	0	0	60
Mike Foligno	R	33	6	8	14	-3	50	2	0	1	41
Michel Petit	D	34	1	13	14	-17	85	1	0	1	61
Craig Serube	L	40	5	7	12	-2	109	1	0	1	42
Joe Sacco	R	17	4	4	11	8	4	0	0	1	40
Darryl Shannon	D	48	2	8	10	-17	23	1	0	0	50
Alexander Godynnyuk	D	31	3	6	9	-12	59	1	0	1	30
Rob Cimetta	L/R	24	4	3	7	5	12	0	0	0	31
Bob Halkidis	D	46	3	3	6	-9	145	0	0	0	36
Mark Osborne	L	11	3	1	4	-2	8	0	2	0	16
Dave Hannan	C	35	2	2	4	-10	16	0	1	0	24
Tom Fergus	C	11	1	3	4	-11	4	0	0	0	24
Kent Manderville	C	15	0	4	4	1	0	0	0	0	14
Dave McLlwain	C/R	11	1	2	3	1	4	0	0	1	12
Mike Eastwood	C	9	0	2	2	-4	4	0	0	0	6
Kevin Maguire	R	8	1	0	1	-4	4	0	0	0	8
Dmitri Mironov	D	7	1	0	1	-4	0	0	0	1	7
Grant Fuhr	G	66	0	1	1	0	4	0	0	0	0
Greg Johnston	R	3	0	1	1	-1	5	0	0	0	2
Kevin McClelland	R	18	0	1	1	-3	33	0	0	0	5
Ken Baumgartner	L	11	0	0	0	1	23	0	0	0	5
Drake Berehowsky	D	1	0	0	0	0	0	0	0	0	0
Len Esau	D	2	0	0	0	0	0	0	0	0	0
Todd Hawkins	L/R	2	0	0	0	0	0	0	0	0	0
Ken Linseman	C	2	0	0	0	-2	2	0	0	0	0
Felix Potvin	G	4	0	0	0	0	0	0	0	0	0
Jeff Reese	G	8	0	0	0	0	0	0	0	0	0
Dave Tomlinson	C	3	0	0	0	-1	2	0	0	0	6
Rick Wamsley	G	8	0	0	0	0	0	0	0	0	0

PLAYER	POS	GP	W	L	T/O	GA	SV%	GAA	SO	PIM	MIN
Grant Fuhr	G	66	25	33	3	230	.881	3.66	2	4	3774
Rick Wamsley	G	8	4	3	0	27	.876	3.79	0	0	428
Jeff Reese	G	8	1	5	1	20	.905	2.91	1	0	413
Felix Potvin	G	4	0	2	1	8	.933	2.29	0	0	210

HOME ARENA

Maple Leaf Gardens (Capacity: 15,842)


PLAYOFF RESULT

Out of Playoffs

UNIFORMS



PATCH



*The NHLPA went on strike on April 1, suspending play indefinitely. The strike was quickly settled after 10 days and all affected games were re-scheduled. Play resumed on April 12 and as a result of the layoff, the playoffs extended to the month of June for the first time in NHL history.

GP	DATE	OPPONENT	RESULT
1	Oct 3	@ Montreal	3-4 L
2	Oct 5	Detroit	8-5 W
3	Oct 7	St. Louis	3-0 W
4	Oct 9	Washington	4-5 L
5	Oct 12	Vancouver	1-2 L
6	Oct 15	@ St. Louis	1-5 L
7	Oct 17	@ Calgary	4-6 L
8	Oct 19	@ Wpg. Jets	2-4 L
9	Oct 21	@ Vancouver	1-4 L
10	Oct 25	@ Detroit	0-4 L
11	Oct 26	Detroit	6-1 W
12	Oct 28	St. Louis	1-1 T
13	Nov 1	@ Washington	0-4 L
14	Nov 2	Los Angeles	2-5 L
15	Nov 4	San Jose	4-1 W
16	Nov 6	Min. North Stars	4-3 W
17	Nov 8	@ NY Rangers	3-3 T
18	Nov 9	Calgary	1-6 L
19	Nov 12	@ Min. North Stars	0-7 L
20	Nov 14	@ Chicago	0-3 L
21	Nov 16	Chicago	2-2 T
22	Nov 17	Hfd. Whalers	1-3 L
23	Nov 20	@ St. Louis	2-5 L
24	Nov 22	@ San Jose	3-1 W
25	Nov 26	@ Los Angeles	4-4 T
26	Nov 29	@ Min. North Stars	3-2 W
27	Nov 30	Min. North Stars	3-4 L
28	Dec 4	@ Hfd. Whalers	3-0 W
29	Dec 7	Vancouver	6-3 W
30	Dec 9	Montreal	1-4 L
31	Dec 11	NY Islanders	4-5 L
32	Dec 12	@ Philadelphia	1-1 T
33	Dec 14	@ Boston	3-4 L
34	Dec 18	Edmonton	5-7 L
35	Dec 20	@ Washington	3-4 L
36	Dec 21	Buffalo	1-4 L
37	Dec 23	Wpg. Jets	3-1 W
38	Dec 26	@ Pittsburgh	1-12 L
39	Dec 28	Detroit	4-5 L
40	Dec 30	@ Que. Nordiques	2-5 L
41	Jan 3	@ Detroit	4-6 L
42	Jan 4	Chicago	2-4 L
43	Jan 6	St. Louis	3-2 W (OT)
44	Jan 9	@ Chicago	0-2 L
45	Jan 11	@ New Jersey	4-3 W
46	Jan 16	@ Chicago	0-4 L
47	Jan 22	Boston	2-5 L
48	Jan 23	@ NY Islanders	4-3 W
49	Jan 25	Philadelphia	6-4 W
50	Jan 29	Que. Nordiques	5-2 W
51	Feb 1	New Jersey	6-4 W
52	Feb 3	@ Min. North Stars	2-4 L
53	Feb 5	Min. North Stars	3-2 W (OT)
54	Feb 7	@ Detroit	4-3 W
55	Feb 8	Montreal	6-4 W
56	Feb 11	Detroit	4-3 W
57	Feb 15	Wpg. Jets	1-3 L
58	Feb 16	Edmonton	7-5 W
59	Feb 18	@ Pittsburgh	1-7 L
60	Feb 20	@ Detroit	2-3 L
61	Feb 22	@ St. Louis	3-4 L
62	Feb 25	@ New Jersey	5-5 T
63	Feb 27	@ Boston	2-4 L
64	Feb 29	@ Chicago	6-5 W (OT)
65	Mar 1	Min. North Stars	6-2 W
66	Mar 4	@ Edmonton	5-2 W
67	Mar 5	@ Calgary	5-5 T
68	Mar 8	@ San Jose	1-4 L
69	Mar 9	@ Los Angeles	1-4 L
70	Mar 11	Min. North Stars	3-0 W
71	Mar 14	Pittsburgh	6-3 W
72	Mar 17	Que. Nordiques	4-3 W (OT)
73	Mar 21	Chicago	1-3 L
74	Mar 23	St. Louis	3-2 W
75	Mar 25	@ Buffalo	2-5 L
76	Mar 28	@ St. Louis	3-2 W
77	Mar 29	@ Chicago	1-5 L
78	Apr 12	NY Islanders	2-6 L*
79	Apr 13	@ Philadelphia	2-6 L
80	Apr 15	NY Rangers	4-2 W

(44-29-11 / 99 Points / 3rd in Norris Division)

GENERAL MANAGER: Cliff Fletcher

HEAD COACH: Pat Burns

CAPTAIN: Wendel Clark

PLAYER	POS	GP	G	A	PTS	+/	PIM	PP	SH	GW	S
Doug Gilmour	C	83	32	95	127	32	100	15	3	2	211
Nikolai Borschevsky	R	78	34	40	74	33	28	12	0	4	204
Glenn Anderson	R	76	22	43	65	19	117	11	0	3	161
Todd Gill	D	69	11	32	43	4	66	5	0	2	113
John Cullen	C	47	13	28	41	-8	53	10	0	1	86
Dave Ellett	D	70	6	34	40	19	46	4	0	1	186
Mike Krushelnyski	L/C	84	19	20	39	3	62	6	2	3	130
Wendel Clark	L	66	17	22	39	2	193	2	0	5	146
Dave Andreychuk	L	31	25	13	38	12	8	12	0	2	139
Rob Pearson	R	78	23	14	37	-2	211	8	0	3	164
Peter Zedel	C	70	12	23	35	0	24	0	0	4	102
Dmitri Mironov	D	59	7	24	31	-1	40	4	0	1	105
Mark Osborne	L	76	12	14	26	-7	89	0	2	2	110
Drake Berehowsky	D	41	4	15	19	1	61	1	0	1	41
Jamie Macoun	D	77	4	15	19	3	55	2	0	1	114
Dave McLlwain	C/R	66	14	4	18	-18	30	1	1	3	85
Mike Foligno	R	55	13	5	18	2	84	5	0	2	95
Bill Berg	L	58	7	8	15	-1	54	0	1	2	83
Bob Rouse	D	82	3	11	14	7	130	0	1	1	78
Sylvain Lefebvre	D	81	2	12	14	8	90	0	0	0	81
Joe Sacco	R	23	4	4	8	-4	8	0	0	0	38
Mike Eastwood	C	12	1	6	7	-2	21	0	0	0	11
Kent Manderville	C	18	1	1	2	-9	17	0	0	1	15
Ken Baumgartner	L	63	1	0	1	-11	155	0	0	0	23
Bob McGill	D	19	1	0	1	5	34	0	0	0	8
Felix Potvin	G	48	0	1	1	0	4	0	0	0	0
Grant Fuhr	G	29	0	0	0	0	0	0	0	0	0
Guy Larose	C	9	0	0	0	-3	8	0	0	0	8
Ken McRae	C	2	0	0	0	-1	2	0	0	0	3
Daren Pappa	G	8	0	0	0	0	0	0	0	0	0
Darryl Shannon	D	16	0	0	0	-5	11	0	0	0	10
Dave Tomlinson	C	3	0	0	0	0	2	0	0	0	1
Rick Wamsley	G	3	0	0	0	0	0	0	0	0	0

PLAYER	POS	GP	W	L	T/O	GA	SV%	GAA	SO	PIM	MIN
Felix Potvin	G	48	25	15	7	116	.910	2.50	2	4	2781
Grant Fuhr	G	29	13	9	4	87	.895	3.14	1	0	1665
Daren Pappa	G	8	6	2	0	18	.922	2.25	2	0	479
Rick Wamsley	G	3	0	3	0	15	.835	5.63	0	0	160

HOME ARENA

Maple Leaf Gardens (Capacity: 15,842)


PLAYOFF RESULT

Lost Conference Final

UNIFORMS



PATCH



*Game played at Copps Coliseum in Hamilton, ON.

GP	DATE	OPPONENT	RESULT
1	Oct 6	Washington	5-6 L
2	Oct 10	@ Calgary	2-3 L
3	Oct 11	@ Edmonton	3-3 T
4	Oct 15	Tampa Bay	5-3 W
5	Oct 17	Chicago	4-3 W
6	Oct 18	Min. North Stars	1-5 L
7	Oct 20	Ottawa	5-3 W*
8	Oct 22	@ Tampa Bay	5-2 W
9	Oct 24	San Jose	5-1 W
10	Oct 28	Buffalo	4-4 T
11	Oct 30	@ Detroit	1-7 L



1993-94

(43-29-12 / 98 Points / 2nd in Central Division)

GENERAL MANAGER: Cliff Fletcher

HEAD COACH: Pat Burns

CAPTAIN: Wendel Clark

PLAYER	POS	GP	G	A	PTS	+	-	PIM	PP	SH	GW	S
Doug Gilmour	C	83	27	84	111	25	105	10	1	3	167	
Dave Andreychuk	L	83	53	46	99	22	98	21	5	8	333	
Wendel Clark	L	64	46	30	76	10	115	21	0	8	275	
Dave Ellett	D	68	7	36	43	6	42	5	0	1	146	
Dmitri Mironov	D	76	9	27	36	5	78	3	0	0	147	
Glenn Anderson	R	73	17	18	35	-6	50	5	0	3	127	
Nikolai Borschevsky	R	45	14	20	34	6	10	7	0	1	105	
John Cullen	C	53	13	17	30	-2	67	2	0	4	80	
Rob Pearson	R	67	12	18	30	-6	189	1	0	4	119	
Jamie Macoun	D	82	3	27	30	-5	115	1	0	1	122	
Todd Gill	D	45	4	24	28	8	44	2	0	1	74	
Mark Osborne	L	73	9	15	24	2	145	1	1	2	103	
Bill Berg	L	83	8	11	19	-3	93	0	0	1	99	
Mike Eastwood	C	54	8	10	18	2	28	1	0	2	41	
Peter Zezel	C	41	8	8	16	5	19	0	0	0	47	
Kent Manderville	C	67	7	9	16	5	63	0	0	1	81	
Bob Rouse	D	63	5	11	16	8	101	1	1	0	77	
Mike Gartner	R	10	6	6	12	9	4	1	0	0	30	
Mike Krushelnyski	L/C	54	5	6	11	-5	28	1	0	1	71	
Sylvain Lefebvre	D	84	2	9	11	33	79	0	0	0	96	
Drake Berehowsky	D	49	2	8	10	-3	63	2	0	2	29	
Ken Baumgartner	L	64	4	4	8	-6	185	0	0	0	34	
Yanic Perreault	C	13	3	3	6	1	0	2	0	0	24	
Chris Govedaris	L	12	2	2	4	4	14	0	0	0	16	
Mark Greig	R	13	2	2	4	1	10	0	0	0	14	
Felix Potvin	G	66	0	4	4	0	4	0	0	0	0	
Guy Larose	C	10	1	2	3	-2	10	0	0	0	9	
Ken McRae	C	9	1	1	2	1	36	0	0	0	11	
David Sacco	R	4	1	1	2	-2	4	1	0	0	4	
Alexei Kudashov	C	25	1	0	1	-3	4	0	0	0	24	
Matt Martin	D	12	0	1	1	0	6	0	0	0	6	
Greg Smyth	D	11	0	1	1	-2	38	0	0	0	3	
Patrik Augusta	R	2	0	0	0	0	0	0	0	0	3	
Frank Bialowas	L	3	0	0	0	0	12	0	0	0	1	
Mike Foligno	R	4	0	0	0	0	4	0	0	0	3	
David Harlock	D	6	0	0	0	-2	0	0	0	0	2	
Eric Lacroix	L	3	0	0	0	0	2	0	0	0	3	
Damian Rhodes	G	22	0	0	0	0	2	0	0	0	0	
Chris Snell	D	2	0	0	0	-1	2	0	0	0	4	

PLAYER	POS	GP	W	L	T/O	GA	SV%	GAA	SO	PIM	MIN
Felix Potvin	G	66	34	22	9	187	.907	2.89	3	4	3883
Damian Rhodes	G	22	9	7	3	53	.902	2.62	0	2	1213

HOME ARENA

Maple Leaf Gardens (Capacity: 15,842)

PLAYOFF RESULT

Lost Conference Final

UNIFORMS



*Game played at Copps Coliseum in Hamilton, ON.



1994-95

(21-19-8 / 50 Points / 4th in Central Division)

GENERAL MANAGER: Cliff Fletcher

HEAD COACH: Pat Burns

CAPTAIN: Doug Gilmour

PLAYER	POS	GP	G	A	PTS	+	-	PIM	PP	SH	GW	S
Mats Sundin	C	47	23	24	47	-5	14	9	0	4	173	
Dave Andreychuk	L	48	22	16	38	-7	34	8	0	2	168	
Mike Ridley	C	48	10	27	37	1	14	2	2	1	88	
Doug Gilmour	C	44	10	23	33	-5	26	3	0	1	73	
Todd Gill	D	47	7	25	32	-8	64	3	1	2	82	
Randy Wood	L/C	48	13	11	24	7	34	1	1	2	125	
Mike Gartner	R	38	12	8	20	0	6	2	1	1	91	
Dmitri Mironov	D	33	5	12	17	6	28	2	0	0	68	
Dave Ellett	D	33	5	10	15	-6	26	3	0	1	84	
Mike Craig	R	37	5	5	10	-12	12	1	0	1	61	
Mike Eastwood	C	36	5	5	10	-21	32	0	0	0	38	
Jamie Macoun	D	46	2	8	10	-6	75	1	0	0	84	
Kenny Nason	D	39	2	7	9	-8	16	0	0	1	50	
Garth Butcher	D	45	1	7	8	-5	59	0	0	0	24	
Warren Rychel	L	26	1	6	7	1	101	0	0	0	34	
Bill Berg	L	32	5	1	6	-11	26	0	0	2	57	
Benoit Hogue	C	12	3	3	6	0	0	1	0	1	16	
Terry Yake	C	19	3	2	5	1	2	1	0	2	26	
Nikolai Borschevsky	R	19	0	5	5	3	0	0	0	0	28	
Rich Sutter	R	18	0	3	3	-7	10	0	0	0	19	
Dixon Ward	R	22	0	3	3	-4	31	0	0	0	15	
Paul DiPietro	C	12	1	1	2	-6	6	0	0	0	19	
Drake Berehowsky	D	25	0	2	2	-10	15	0	0	0	12	
Grant Jennings	D	10	0	2	2	-6	7	0	0	0	9	
Tie Domi	R	9	0	1	1	1	31	0	0	0	12	
Darby Hendrickson	C	8	0	1	1	0	4	0	0	0	4	
Kent Manderville	C	36	0	1	1	-2	22	0	0	0	43	
Ken Baumgartner	L	2	0	0	0	0	5	0	0	0	1	
Ken Belanger	L	3	0	0	0	0	9	0	0	0	1	
David Harlock	D	1	0	0	0	-1	0	0	0	0	0	
Matt Martin	D	15	0	0	0	2	13	0	0	0	14	
Zdenek Nedved	R	1	0	0	0	0	2	0	0	0	0	
Felix Potvin	G	36	0	0	0	0	4	0	0	0	0	
Damian Rhodes	G	13	0	0	0	0	4	0	0	0	0	
Todd Warriner	L	5	0	0	0	-3	0	0	0	0	1	

PLAYER	POS	GP	W	L	T/O	GA	SV%	GAA	SO	PIM	MIN
Felix Potvin	G	36	15	13	7	104	.907	2.91	0	4	2144
Damian Rhodes	G	13	6	6	1	34	.916	2.68	0	4	760

HOME ARENA

Maple Leaf Gardens (Capacity: 15,728)

PLAYOFF RESULT

Lost Conference Quarter-Final

UNIFORMS



*A lockout of the players by the owners from October 1 to January 11 forced the NHL to reduce the 1994-95 schedule from 84 to 48 games, with teams playing only intra-conference games during the reduced season. As a result, the regular season extended into the month of May for the first and only time in NHL history.

GP	DATE	OPPONENT	RESULT
1	Jan 20	@ Los Angeles	3-3 T
2	Jan 21	@ San Jose	2-3 L
3	Jan 25	Vancouver	6-2 W
4	Jan 27	@ Chicago	1-4 L
5	Jan 28	Calgary	2-1 W
6	Jan 30	@ Dallas	2-1 W
7	Feb 1	@ Vancouver	4-4 T
8	Feb 3	@ Edmonton	3-5 L
9	Feb 4	@ Calgary	1-4 L
10	Feb 6	San Jose	7-3 W
11	Feb 8	Dallas	3-3 T
12	Feb 10	@ Detroit	2-1 W
13	Feb 11	Los Angeles	2-5 L
14	Feb 13	Chicago	4-2 W
15	Feb 15	Edmonton	1-4 L
16	Feb 18	St. Louis	3-1 W
17	Feb 20	Detroit	2-4 L
18	Feb 22	@ Detroit	1-4 L
19	Feb 23	Anaheim	3-1 W
20	Feb 25	Wpg. Jets	5-2 W
21	Feb 27	@ St. Louis	2-3 L
22	Mar 2	San Jose	3-4 L
23	Mar 4	Calgary	3-2 W
24	Mar 8	Dallas	3-2 W
25	Mar 11	Chicago	2-2 T
26	Mar 13	Los Angeles	1-4 L
27	Mar 15	@ San Jose	2-1 W
28	Mar 17	@ Anaheim	3-3 T
29	Mar 18	@ Los Angeles	5-3 W
30	Mar 21	@ Vancouver	1-3 L
31	Mar 24	Wpg. Jets	3-2 W
32	Mar 25	@ Wpg. Jets	3-3 T
33	Mar 27	Edmonton	4-3 W
34	Mar 31	@ Chicago	3-3 T
35	Apr 3	@ St. Louis	2-5 L
36	Apr 5	St. Louis	4-6 L
37	Apr 7	Detroit	2-4 L
38	Apr 8	Wpg. Jets	4-3 W
39	Apr 14	Dallas	2-1 W
40	Apr 15	@ Wpg. Jets	1-5 L
41	Apr 17	Chicago	3-1 W
42	Apr 19	Anaheim	3-2 W
43	Apr 21	@ St. Louis	1-3 L
44	Apr 22	@ Dallas	4-6 L
45	Apr 26	Vancouver	5-2 W
46	Apr 29	@ Calgary	2-2 T
47	May 1	@ Edmonton	6-5 W
48	May 3	@ Anaheim	1-6 L



Doug Gilmour



1995-96

(34-36-12 / 80 Points / 3rd in Central Division)

GENERAL MANAGER: Cliff Fletcher

HEAD COACH: Pat Burns (25-30-10), Nick Beverley (9-6-2)

CAPTAIN: Doug Gilmour

PLAYER	POS	GP	G	A	PTS	+/-	PIM	PP	SH	GW	S
Mats Sundin	C	76	33	50	83	8	46	7	6	7	301
Doug Gilmour	C	81	32	40	72	-5	77	10	2	3	180
Larry Murphy	D	82	12	49	61	-2	34	8	0	1	182
Mike Gartner	R	82	35	19	54	5	52	15	0	4	275
Dave Andreychuk	L	61	20	24	44	-11	54	12	2	3	200
Benoit Hogue	C	44	12	25	37	6	68	3	0	5	94
Kenny Jonsson	D	50	4	22	26	12	22	3	0	1	90
Kirk Muller	L	36	9	16	25	-3	42	7	0	1	79
Todd Gill	D	74	7	18	25	-15	116	1	0	2	109
Dave Gagner	C	28	7	15	22	-2	59	1	0	1	70
Dave Ellett	D	80	3	19	22	-10	59	1	1	0	153
Mike Craig	R	70	8	12	20	-8	42	1	0	1	108
Randy Wood	L/C	46	7	9	16	-4	36	1	0	0	101
Wendel Clark	L	13	8	7	15	7	16	2	0	1	45
Sergio Momesso	L	54	7	8	15	-11	112	4	0	1	91
Todd Warriner	L	57	7	8	15	-11	26	1	0	0	79
Tie Domi	R	72	7	6	13	-3	297	0	0	1	61
Darby Hendrickson	C	46	6	6	12	-2	47	0	0	0	43
Dmitry Yushkevich	D	69	1	10	11	-14	54	1	0	0	96
Paul DiPietro	C	20	4	4	8	-3	4	1	0	0	23
Jamie Macoun	D	82	0	8	8	2	87	0	0	0	74
Brandon Convery	C	11	5	2	7	-7	4	3	0	1	16
Mathieu Schneider	D	13	2	5	7	-2	10	0	0	0	36
Ken Baumgartner	L	60	2	3	5	-5	152	0	0	1	27
Mark Kolesar	L	21	2	2	4	0	14	0	0	0	10
Wayne Presley	R	19	2	2	4	-4	14	1	0	0	28
Mike Hudson	C/L	27	2	0	2	-5	29	0	0	0	27
Bill Berg	L	23	1	1	2	-6	33	0	0	0	33
Nick Kypreos	L	19	1	1	2	0	30	0	0	0	14
Zdenek Nedved	R	7	1	1	2	-1	6	0	0	0	7
Kelly Fairchild	C	1	0	1	1	1	2	0	0	0	1
Rob Zettler	D	29	0	1	1	-1	48	0	0	0	11
Don Beaupre	G	8	0	0	0	0	14	0	0	0	0
Sean Haggerty	L	1	0	0	0	0	0	0	0	0	0
David Harlock	D	1	0	0	0	0	0	0	0	0	0
Jamie Heward	D	5	0	0	0	-1	0	0	0	0	8
Matt Martin	D	13	0	0	0	-1	14	0	0	0	3
Felix Potvin	G	69	0	0	0	0	4	0	0	0	0
Damian Rhodes	G	11	0	0	0	0	0	0	0	0	0
Peter White	C	1	0	0	0	0	0	0	0	0	0

PLAYER	POS	GP	W	L	T/O	GA	SV%	GAA	SO	PIM	MIN
Felix Potvin	G	69	30	26	11	192	.910	2.87	2	4	4009
Damian Rhodes	G	11	4	5	1	29	.904	2.79	0	0	624
Don Beaupre	G	8	0	5	0	26	.847	4.64	0	14	336

HOME ARENA

Maple Leaf Gardens (Capacity: 15,726)

PLAYOFF RESULT

Lost Conference Quarter-Final

UNIFORMS



GP	DATE	OPPONENT	RESULT
1	Oct 7	@ Pittsburgh	3-8 L
2	Oct 10	NY Islanders	7-3 W
3	Oct 14	NY Rangers	0-2 L
4	Oct 17	San Jose	7-2 W
5	Oct 20	Calgary	4-3 W (OT)
6	Oct 21	@ Montreal	3-4 L
7	Oct 24	Florida	1-6 L
8	Oct 26	@ Chicago	2-1 W
9	Oct 28	Los Angeles	2-2 T
10	Oct 29	@ NY Rangers	2-3 L
11	Nov 1	@ Wpg. Jets	4-2 W
12	Nov 3	@ Vancouver	4-4 T
13	Nov 4	@ Edmonton	3-3 T
14	Nov 7	Anaheim	6-3 W
15	Nov 10	Washington	6-1 W
16	Nov 11	@ Boston	3-1 W
17	Nov 14	@ Florida	2-5 L
18	Nov 16	@ Tampa Bay	5-4 W (OT)
19	Nov 18	Wpg. Jets	2-1 W
20	Nov 21	St. Louis	5-2 W
21	Nov 24	Hfd. Whalers	0-4 L
22	Nov 25	@ St. Louis	2-2 T
23	Nov 28	@ Wpg. Jets	3-4 L
24	Nov 30	@ Philadelphia	2-3 L
25	Dec 2	Anaheim	4-4 T
26	Dec 5	Ottawa	4-1 W
27	Dec 7	@ New Jersey	2-1 W
28	Dec 9	Dallas	3-1 W
29	Dec 11	Colorado	1-5 L
30	Dec 14	@ San Jose	4-1 W
31	Dec 16	@ Los Angeles	6-3 W
32	Dec 17	@ Anaheim	3-2 W (OT)
33	Dec 20	Chicago	2-4 L
34	Dec 21	@ Chicago	3-3 T
35	Dec 23	@ Edmonton	6-1 W
36	Dec 27	Calgary	0-4 L
37	Dec 29	Colorado	2-3 L
38	Dec 30	St. Louis	4-3 W (OT)
39	Jan 1	Dallas	1-0 W
40	Jan 3	@ Boston	4-4 T
41	Jan 5	@ Buffalo	1-3 L
42	Jan 6	Colorado	5-2 W
43	Jan 10	Los Angeles	5-4 W
44	Jan 11	@ NY Islanders	3-4 L
45	Jan 13	Vancouver	2-5 L
46	Jan 17	Wpg. Jets	2-4 L
47	Jan 24	Chicago	2-2 T
48	Jan 27	@ Ottawa	2-2 T
49	Jan 30	@ Detroit	2-4 L
50	Jan 31	St. Louis	0-4 L
51	Feb 3	Montreal	1-4 L
52	Feb 5	@ San Jose	4-6 L
53	Feb 7	@ Anaheim	2-1 W
54	Feb 8	@ Los Angeles	3-4 L
55	Feb 10	Buffalo	2-2 T
56	Feb 12	Pittsburgh	4-1 W
57	Feb 14	San Jose	4-3 W
58	Feb 16	@ Washington	3-4 L
59	Feb 18	Detroit	2-3 L
60	Feb 21	Tampa Bay	2-3 L (OT)
61	Feb 22	@ Detroit	3-5 L
62	Feb 24	Dallas	2-3 L
63	Feb 28	@ Wpg. Jets	3-4 L
64	Mar 2	@ Dallas	1-5 L
65	Mar 3	@ Colorado	0-4 L
66	Mar 6	New Jersey	2-2 T
67	Mar 8	@ Hfd. Whalers	4-7 L
68	Mar 9	Calgary	4-3 W
69	Mar 13	Wpg. Jets	3-3 T
70	Mar 15	Dallas	3-0 W
71	Mar 17	Vancouver	4-2 W
72	Mar 19	@ Detroit	5-6 L
73	Mar 20	Detroit	3-4 L (OT)
74	Mar 23	Philadelphia	0-4 L
75	Mar 25	@ Calgary	4-2 W
76	Mar 27	@ Vancouver	6-2 W
77	Mar 30	@ Edmonton	4-3 W
78	Apr 3	Chicago	2-5 L
79	Apr 4	@ St. Louis	3-1 W
80	Apr 6	St. Louis	5-1 W
81	Apr 11	@ Chicago	2-5 L
82	Apr 13	Edmonton	6-3 W



1996-97

(30-44-8 / 68 Points / 6th in Central Division)

GENERAL MANAGER: Cliff Fletcher

HEAD COACH: Mike Murphy

CAPTAIN: Doug Gilmour (Oct. - Feb. 25), None (Feb. 25 - Apr.)

PLAYER	POS	GP	G	A	PTS	+/-	PIM	PP	SH	GW	S
Mats Sundin	C	82	41	53	94	6	59	7	4	8	281
Doug Gilmour	C	61	15	45	60	-5	46	2	1	1	103
Wendel Clark	L	65	30	19	49	-2	75	6	0	6	212
Sergei Berezin	L	73	25	16	41	-3	2	7	0	2	177
Larry Murphy	D	69	7	32	39	1	20	4	0	0	137
Kirk Muller	L	66	20	17	37	-23	85	9	1	3	153
Todd Warriner	L	75	12	21	33	-3	41	2	2	0	146
Tie Domi	R	80	11	17	28	-17	275	2	0	1	98
Mike Craig	R	65	7	13	20	-20	62	1	0	0	128
Darby Hendrickson	C	64	11	6	17	-20	47	0	1	0	105
Jamie Baker	C	58	8	8	16	2	28	1	0	3	69
Steve Sullivan	R	21	5	11	16	5	23	1	0	1	45
Dave Ellett	D	56	4	10	14	-8	34	0	0	1	83
Dmitry Yushkevich	D	74	4	10	14	-24	56	1	1	1	99
Rob Zettler	D	48	2	12	14	8	51	0	0	0	31
Fredrik Modin	L	76	6	7	13	-14	24	0	0	1	85
Mathieu Schneider	D	26	5	7	12	3	20	1	0	1	63
Jamie Macoun	D	73	1	10	11	-14	93	0	0	1	64
Brandon Convery	C	39	2	8	10	-9	20	0	0	0	41
Zdenek Nedved	R	23	3	5	8	4	6	1	0	0	22
David Cooper	D	19	3	3	6	-3	16	2	0	0	18
Nick Kypreos	L	35	3	2	5	-1	62	0	0	0	23
Jamie Heward	D	20	1	4	5	-6	6	0	0	0	23
Jason Smith	D	21	0	5	5	-4	16	0	0	0	26
Mike Johnson	R	13	2	2	4	-2	4	0	1	1	27
Matt Martin	D	36	0	4	4	-12	38	0	0	0	30
Craig Wolanin	D	23	0	4	4	3	13	0	0	0	31
Tom Pederson	D	15	1	2	3	0	9	1	0	0	23
Jason Podollan	R	10	0	3	3	-2	6	0	0	0	10
Felix Potvin	G	74	0	3	3	0	19	0	0	0	0
Nathan Dempsey	D	14	1	1	2	-2	2	0	0	0	11
Kelly Fairchild	C	22	0	2	2	-5	2	0	0	0	14
Marcel Cousineau	G	13	0	1	1	0	0	0	0	0	0
Ralph Intranuovo	C	3	0	1	1	-1	0	0	0	0	4
D.J. Smith	D	8	0	1	1	-5	7	0	0	0	4
Don Beaupre	G	3	0	0	0	0	0	0	0	0	0
Kelly Chase	R	2	0	0	0	0	27	0	0	0	1
John Craighead	R	5	0	0	0	0	10	0	0	0	0
Mark Kolesar	L	7	0	0	0	-3	0	0	0	0	3
Scott Pearson	L	1	0	0	0	0	2	0	0	0	0
Greg Smyth	D	2	0	0	0	0	0	0	0	0	1
Shayne Toporowski	R	3	0	0	0	0	7	0	0	0	3
Yannick Tremblay	D	5	0	0	0	-4	0	0	0	0	2
Jeff Ware	D	13	0	0	0	2	6	0	0	0	4
Brian Wiseman	C	3	0	0	0	0	0	0	0	0	1

PLAYER	POS	GP	W	L	T/O	GA	SV%	GAA	SO	PIM	MIN
Felix Potvin	G	74	27	36	7	224	.908	3.15	0	19	4271
Marcel Cousineau	G	13	3	5	1	31	.902	3.29	1	0	566
Don Beaupre	G	3	0	3	0	10	.833	5.45	0	0	110

HOME ARENA

Maple Leaf Gardens (Capacity: 15,726)

PLAYOFF RESULT

Out of Playoffs

UNIFORMS



PATCH





1998-99



1997-98

(30-43-9 / 69 Points / 6th in Central Division)

GENERAL MANAGER: Ken Dryden

HEAD COACH: Mike Murphy

CAPTAIN: Mats Sundin

PLAYER	POS	GP	G	A	P	+/-	PIM	PP	SH	GW	S
Mats Sundin	C	82	33	41	74	-3	49	9	1	5	219
Mike Johnson	R	82	15	32	47	-4	24	5	0	0	143
Derek King	L	77	21	25	46	-7	43	4	0	3	166
Igor Korolev	C	78	17	22	39	-18	22	6	3	5	97
Mathieu Schneider	D	76	11	26	37	-12	44	4	1	1	181
Fredrik Modin	L	74	16	16	32	-5	32	1	0	4	137
Sergei Berezin	L	68	16	15	31	-3	10	3	0	3	167
Steve Sullivan	L	63	10	18	28	-8	40	1	0	1	112
Wendel Clark	L	47	12	7	19	-21	80	4	0	3	140
Alyn McCauley	C	60	6	10	16	-7	6	0	0	1	77
Jason Smith	D	81	3	13	16	-5	100	0	0	0	97
Tie Domi	R	80	4	10	14	-5	365	0	0	0	72
Todd Warriner	L	45	5	8	13	5	20	0	0	1	73
Darby Hendrickson	C	80	8	4	12	-20	67	0	0	0	115
Dmitry Yushkevich	D	72	0	12	12	-13	78	0	0	0	92
Sylvain Cote	D	12	3	6	9	2	6	1	0	1	20
Jeff Brown	D	19	1	8	9	2	10	1	0	0	30
Danny Markov	D	25	2	5	7	0	28	1	0	0	15
Rob Zettler	D	59	0	7	7	-8	108	0	0	0	28
Jamie Macoun	D	67	0	7	7	-17	63	0	0	0	67
Lonny Bohonos	R	6	3	3	6	1	4	0	0	0	13
Kris King	L	82	3	3	6	-13	199	0	0	2	53
Yannick Tremblay	D	38	2	4	6	-6	6	1	0	0	45
Martin Prochazka	R	29	2	4	6	-1	8	0	0	0	40
Per Gustafsson	D	22	1	4	5	-5	10	0	0	0	24
Jamie Baker	C	13	0	5	5	1	10	0	0	0	16
David Cooper	D	9	0	4	4	2	8	0	0	0	13
Mike Kennedy	C	13	0	1	1	-2	14	0	0	0	12
Kevyn Adams	C	5	0	0	0	0	7	0	0	0	3
Jeff Ware	D	2	0	0	0	1	0	0	0	0	0
Craig Wolanin	D	10	0	0	0	-9	6	0	0	0	5

PLAYER	GP	W	L	T	OT	GAA	SV%	SO	G	A	PIM	TOI
Felix Potvin	67	26	33	7	0	2.73	.906	5	0	0	8	3,864:25
Glenn Healy	21	4	10	2	0	2.98	.883	0	0	0	0	1,068:17
Marcel Cousineau	2	0	0	0	0	0.00	1.000	0	0	0	0	16:39

HOME ARENA

Maple Leaf Gardens (Capacity: 15,726)

PLAYOFF RESULT

Out of Playoffs

UNIFORMS



*The 1998 Winter Olympics in Nagano, Japan was the first year that the modern NHL took a break to allow its players to participate. The Olympic break began on February 8 and the NHL schedule resumed on February 25.

GP	DATE	OPPONENT	RESULT
1	Oct 1	Washington	1-4 L
2	Oct 4	@ NY Islanders	0-3 L
3	Oct 7	@ Calgary	2-1 W
4	Oct 9	@ Vancouver	2-2 T
5	Oct 11	@ Edmonton	1-2 L
6	Oct 14	Detroit	2-3 L
7	Oct 15	@ Detroit	4-3 W
8	Oct 18	Dallas	4-5 L
9	Oct 22	Ottawa	2-6 L
10	Oct 25	Calgary	4-3 W
11	Oct 28	Anaheim	2-2 T
12	Nov 1	Montreal	1-5 L
13	Nov 4	@ San Jose	0-0 T
14	Nov 5	@ Calgary	4-3 W
15	Nov 8	Phoenix	0-3 L
16	Nov 11	Chicago	5-2 W
17	Nov 13	@ Chicago	2-1 W
18	Nov 15	Pittsburgh	0-5 L
19	Nov 17	St. Louis	2-3 L
20	Nov 19	Philadelphia	3-1 W
21	Nov 21	@ Colorado	1-3 L
22	Nov 22	@ Phoenix	0-2 L
23	Nov 25	San Jose	3-1 W
24	Nov 29	Vancouver	2-4 L
25	Dec 2	Anaheim	3-3 T
26	Dec 4	@ St. Louis	3-4 L
27	Dec 6	Los Angeles	7-2 W
28	Dec 8	Dallas	3-0 W
29	Dec 10	Colorado	2-2 T
30	Dec 13	New Jersey	0-3 L
31	Dec 15	@ Colorado	2-3 L
32	Dec 17	@ Anaheim	6-2 W
33	Dec 18	@ Los Angeles	2-5 L
34	Dec 20	@ Phoenix	3-2 W
35	Dec 23	Edmonton	5-4 W
36	Dec 26	Detroit	1-4 L
37	Dec 27	Detroit	1-8 L
38	Dec 31	Boston	2-2 T
39	Jan 1	@ Chicago	3-3 T
40	Jan 3	@ New Jersey	2-4 L
41	Jan 6	@ Washington	3-5 L
42	Jan 7	@ Tampa Bay	5-2 W
43	Jan 10	Chicago	3-4 L
44	Jan 12	@ NY Rangers	2-3 L
45	Jan 14	Buffalo	1-4 L
46	Jan 21	@ Detroit	3-0 W
47	Jan 22	@ Chicago	3-0 W
48	Jan 24	Tampa Bay	5-2 W
49	Jan 26	@ Dallas	1-5 L
50	Jan 29	@ St. Louis	0-2 L
51	Jan 31	Phoenix	2-5 L
52	Feb 2	Dallas	1-5 L
53	Feb 4	St. Louis	3-2 W
54	Feb 5	@ Ottawa	2-3 L
55	Feb 7	Florida	3-2 W
56	Feb 25	@ Buffalo	2-2*
57	Feb 26	NY Rangers	2-5 L
58	Feb 28	Montreal	4-0 W
59	Mar 2	@ Pittsburgh	1-3 L
60	Mar 4	Colorado	3-5 L
61	Mar 7	Edmonton	4-1 W
62	Mar 9	@ San Jose	2-3 L
63	Mar 11	@ Anaheim	3-1 W
64	Mar 12	@ Los Angeles	2-1 W
65	Mar 14	Calgary	2-1 W
66	Mar 16	@ Philadelphia	1-4 L
67	Mar 18	Detroit	2-5 L
68	Mar 19	@ Boston	0-4 L
69	Mar 21	@ Vancouver	1-1 T
70	Mar 24	@ Phoenix	2-4 L
71	Mar 26	@ Dallas	1-0 W
72	Mar 28	NY Islanders	4-3 W (OT)
73	Mar 30	Los Angeles	2-3 L
74	Apr 1	St. Louis	4-6 L
75	Apr 4	San Jose	3-5 L
76	Apr 6	@ Dallas	2-4 L
77	Apr 7	@ Florida	3-1 W
78	Apr 9	@ Carolina	2-5 L
79	Apr 11	Carolina	5-1 W
80	Apr 15	Chicago	3-2 W
81	Apr 18	@ Edmonton	3-4 L
82	Apr 19	@ Vancouver	2-1 W

(45-30-7 / 97 Points / 2nd in Northeast Division)

GENERAL MANAGER: Ken Dryden

HEAD COACH: Pat Quinn

CAPTAIN: Mats Sundin

PLAYER	POS	GP	G	A	P	+/-	PIM	PP	SH	GW	S
Mats Sundin	C	82	31	52	83	22	58	4	0	6	209
Steve Thomas	R	78	28	45	73	26	33	11	0	7	209
Sergei Berezin	L	76	37	22	59	16	12	9	1	4	263
Derek King	L	81	24	28	52	15	20	8	0	4	150
Igor Korolev	C	66	13	34	47	11	46	1	0	2	99
Mike Johnson	R	79	20	24	44	13	35	5	3	2	149
Steve Sullivan	L	63	20	20	40	12	28	4	0	5	110
Fredrik Modin	L	67	16	15	31	14	35	1	0	3	108
Garry Valk	L	77	8	21	29	8	53	1	0	0	93
Sylvain Cote	D	79	5	24	29	22	28	0	0	1	119
Dmitry Yushkevich	D	78	6	22	28	25	88	2	1	0	95
Alexander Karpovtsev	D	56	2	25	27	38	52	1	0	1	61
Alyn McCauley	C	39	9	15	24	7	2	1	0	1	76
Tie Domi	R	72	8	14	22	5	198	0	0	1	65
Tomas Kaberle	D	57	4	18	22	3	12	0	0	2	71
Todd Warriner	L	53	9	10	19	-6	28	1	0	1	96
Bryan Berard	D	38	5	14	19	7	22	2	0	2	63
Yanic Perreault	C	12	7	8	15	10	12	2	1	2	28
Jason Smith	D	60	2	11	13	-9	40	0	0	0	53
Danny Markov	D	57	4	8	12	5	47	0	0	0	34
Yannick Tremblay	D	35	2	7	9	0	16	0	0	0	37
Darby Hendrickson	C	35	2	3	5	-4	30	0	0	0	34
Kris King	L	67	2	2	4	-16	105	0	1	1	34
Ladislav Kohn	R	16	1	3	4	1	4	0	0	0	23
Lonny Bohonos	R	7	3	0	3	3	4	0	0	0	13
Chris McAllister	D	20	0	2	2	4	39	0	0	0	12
Dallas Eakins	D	18	0	2	2	3	24	0	0	0	11
Kevyn Dahl	D	3	0	0	0	0	2	0	0	0	0
Kevyn Adams	C	1	0	0	0	0	0	0	0	0	1
Jason Podollan	C	4	0	0	0	0	0	0	0	0	2

PLAYER	GP	W	L	T	OT	GAA	SV%	SO	G	A	PIM	TOI
Curtis Joseph	67	35	24	7	0	2.56	.910	3	0	5	6	4,001:08
Glenn Healy	9	6	3	0	1	2.97	.895	0	0	0	0	546:12
Felix Potvin	5	3	2	0	0	3.82	.866	0	0	0	0	298:31
Jeff Reese	2	1	1	0	0	4.51	.843	0	0	0	0	106:27

HOME ARENA

Maple Leaf Gardens (Capacity: 15,726) (Oct. - Feb. 13)

Air Canada Centre (Capacity: 18,819) (Feb. 20 - Apr)

PLAYOFF RESULT

Lost Conference Final

UNIFORMS



PATCH

Maple Leaf Gardens -
Memories & Dreams

*Last game at Maple Leaf Gardens.

**First game at Air Canada Centre.

GP	DATE	OPPONENT	RESULT
1	Oct 10	Detroit	2-1 W
2	Oct 13	@ Edmonton	3-2 W
3	Oct 16	@ Calgary	7-3 W
4	Oct 17	@ Vancouver	1-4 L
5	Oct 19	Nashville	2-2 T
6	Oct 23	@ Detroit	5-3 W
7	Oct 24	@ Pittsburgh	6-4 W
8	Oct 26	Pittsburgh	0-2 L
9	Oct 30	@ Buffalo	1-4 L
10	Oct 31	Buffalo	3-6 L
11	Nov 4	Colorado	3-0 W
12	Nov 5	@ Boston	1-4 L
13	Nov 7	NY Rangers	6-6 T
14	Nov 9	NY Islanders	1-3 L
15	Nov 11	Edmonton	3-2 W
16	Nov 12	@ Chicago	10-3 W
17	Nov 14	Ottawa	2-1 W
18	Nov 18	@ Washington	1-4 L
19	Nov 20	@ Buffalo	1-4 L
20	Nov 21	Buffalo	2-1 W
21	Nov 23	Calgary	3-2 W
22	Nov 25	Vancouver	5-1 W
23	Nov 27	@ Philadelphia	3-4 L
24	Nov 28	Ottawa	3-2 W (OT)
25	Dec 2	Los Angeles	3-1 W
26	Dec 5	@ Montreal	4-3 W (OT)
27	Dec 7	@ NY Rangers	2-6 L
28	Dec 11	@ Chicago	3-2 W
29	Dec 12	Philadelphia	0-3 L
30	Dec 16	Phoenix	5-2 W
31	Dec 19	NY Rangers	7-4 W
32	Dec 21	Pittsburgh	7-1 W
33	Dec 23	Dallas	1-5 L
34	Dec 26	Montreal	1-2 L
35	Dec 30	Anaheim	4-1 W
36	Dec 31	@ Detroit	4-2 W
37	Jan 2	Washington	2-5 L
38	Jan 4	Tampa Bay	5-4 W (OT)
39	Jan 7	@ Boston	1-2 L
40	Jan 9	Boston	6-3 W
41	Jan 12	@ Tampa Bay	4-3 W
42	Jan 13	@ Florida	3-3 T
43	Jan 16	@ Philadelphia	4-3 W
44	Jan 18	@ Carolina	2-4 L
45	Jan 20	@ Dallas	6-4 W
46	Jan 21	@ St. Louis	4-2 W
47	Jan 28	@ Pittsburgh	0-6 L
48	Jan 30	Washington	5-3 W
49	Feb 2	@ Tampa Bay	3-0 W
50	Feb 3	@ Florida	2-5 L
51	Feb 6	New Jersey	3-2 W
52	Feb 10	Carolina	5-1 L
53	Feb 13	Chicago	2-6 L*
54	Feb 15	@ New Jersey	3-3 T
55	Feb 17	@ Buffalo	3-2 W (OT)
56	Feb 20	Montreal	3-2 W (OT)
57	Feb 22	@ Washington	3-4 L
58	Feb 24	Carolina	2-2 T
59	Feb 25	@ NY Islanders	4-1 W
60	Feb 27	Florida	4-1 W
61	Mar 3	New Jersey	2-5 L
62	Mar 4	@ St. Louis	4-0 W
63	Mar 6	@ Ottawa	1-3 L
64	Mar 8	NY Rangers	2-3 L (OT)
65	Mar 9	Tampa Bay	6-1 W
66	Mar 11	@ NY Islanders	2-1 W
67	Mar 13	@ Montreal	1-2 L
68	Mar 17	Boston	1-4 L
69	Mar 20	New Jersey	3-1 W
70	Mar 22	Philadelphia	1-3 L
71	Mar 24	San Jose	5-8 L
72	Mar 26	@ Carolina	7-2 W
73	Mar 27	Boston	2-2 T
74	Mar 31	Vancouver	6-5 W
75	Apr 1	Edmonton	5-1 W
76	Apr 3	Calgary	5-1 W
77	Apr 5	St. Louis	2-2 T
78	Apr 7	Ottawa	4-2 W
79	Apr 8	@ Ottawa	1-3 L
80	Apr 10	Florida	9-1 W
81	Apr 14	NY Islanders	3-2 W (OT)
82	Apr 17	@ Montreal	2-3 L



1999-00

(45-27-7-3 / 100 Points / 1st in Northeast Division)

GENERAL MANAGER: Pat Quinn

HEAD COACH: Pat Quinn

CAPTAIN: Mats Sundin

PLAYER	POS	GP	G	A	P	+/-	PIM	PP	SH	GW	S
Mats Sundin	C	73	32	41	73	16	46	10	2	7	184
Steve Thomas	R	81	26	37	63	1	68	9	0	9	151
Jonas Hoglund	R	82	29	27	56	-2	10	9	1	3	215
Igor Korolev	C	80	20	26	46	12	22	5	3	4	101
Yanic Perreault	C	58	18	27	45	3	22	5	0	4	114
Tomas Kaberle	D	82	7	33	40	3	24	2	0	0	82
Sergei Berezin	L	61	26	13	39	8	2	5	0	4	241
Nik Antropov	C	66	12	18	30	14	41	0	0	2	89
Dmitri Khristich	R	53	12	18	30	8	24	3	0	0	79
Bryan Berard	D	64	3	27	30	11	42	1	0	0	98
Dmitry Yushkevich	D	77	3	24	27	2	55	2	1	1	103
Mike Johnson	R	52	11	14	25	8	23	2	1	3	89
Garry Valk	L	73	10	14	24	-2	44	0	1	1	91
Darcy Tucker	R	27	7	10	17	3	55	0	2	3	40
Alexander Karpovtsev	D	69	3	14	17	9	54	3	0	0	51
Cory Cross	D	71	4	11	15	13	64	0	0	1	60
Tie Domi	R	70	5	9	14	-5	198	0	0	2	64
Kevin Adams	C	52	5	8	13	-7	39	0	0	0	70
Alyn McCauley	C	45	5	5	10	-6	10	1	0	0	41
Danny Markov	D	59	0	10	10	13	28	0	0	0	38
Kris King	L	39	2	4	6	4	55	0	0	0	24
Todd Warriner	L	18	3	1	4	6	2	0	0	0	33
Wendel Clark	L	20	2	2	4	-3	21	0	0	1	36
Gerald Diduck	D	26	0	3	3	2	23	0	0	0	18
Chris McAllister	L	36	0	3	3	-4	68	0	0	0	12
Nathan Dempsey	D	6	0	2	2	2	2	0	0	0	3
Adam Mair	C	8	1	0	1	-1	6	0	0	0	7
Steve Sullivan	L	7	0	1	1	-1	4	0	0	0	11
Sylvain Cote	D	3	0	1	1	1	0	0	0	0	3
Greg Andrusak	D	9	0	1	1	1	4	0	0	0	5
D.J. Smith	D	3	0	0	0	-1	5	0	0	0	2
Dmitriy Yakushin	D	2	0	0	0	0	2	0	0	0	1
Derek King	L	3	0	0	0	-2	2	0	0	0	4

PLAYER	GP	W	L	T	OT	GAA	SV%	SO	G	A	PIM	TOI
Curtis Joseph	63	36	20	7	2	2.49	.915	4	0	1	14	3,801:05
Glenn Healy	20	9	10	0	1	3.04	.888	2	0	1	2	1,163:30

HOME ARENA

Air Canada Centre (Capacity: 18,819)

PLAYOFF RESULT

Lost Conference Semi-Final

UNIFORMS



PATCHES



*From 1999-00 to 2003-04, each team was awarded a point in games that were tied after regulation. Five minutes of four-on-four sudden-death overtime was then played and if a goal was scored, the winning team would receive an extra point.



2000-01

(37-29-11-5 / 90 Points / 3rd in Northeast Division)

GENERAL MANAGER: Pat Quinn

HEAD COACH: Pat Quinn

CAPTAIN: Mats Sundin

PLAYER	POS	GP	G	A	P	+/-	PIM	PP	SH	GW	S
Mats Sundin	C	82	28	46	74	15	76	9	0	6	226
Gary Roberts	L	82	29	24	53	16	109	8	2	3	138
Yanic Perreault	C	76	24	28	52	0	52	5	0	2	134
Sergei Berezin	L	79	22	28	50	2	8	10	0	3	256
Jonas Hoglund	R	82	23	26	49	1	14	5	0	5	196
Tomas Kaberle	D	82	6	39	45	10	24	0	0	1	96
Darcy Tucker	R	82	16	21	37	6	141	2	0	4	122
Steve Thomas	R	57	8	26	34	0	46	1	0	1	140
Igor Korolev	C	73	10	19	29	3	28	2	0	0	78
Bryan McCabe	D	82	5	24	29	16	123	3	0	2	159
Garry Valk	L	74	8	18	26	4	46	1	0	2	87
Shayne Corson	L	77	8	18	26	1	189	0	0	2	102
Dmitry Yushkevich	D	81	5	19	24	-2	52	1	0	0	110
Tie Domi	R	82	13	7	20	2	214	1	0	1	60
Nik Antropov	C	52	6	11	17	5	30	0	0	1	71
Danny Markov	D	59	3	13	16	6	34	1	0	2	49
Dave Manson	D	74	4	7	11	13	93	0	0	0	70
Nathan Dempsey	D	25	1	9	10	13	4	1	0	0	31
Dmitri Khristich	R	27	3	6	9	8	8	2	0	0	23
Cory Cross	D	41	3	5	8	7	50	1	0	1	34
Alexei Ponikarovsky	L	22	1	3	4	-1	14	0	0	0	21
Aki Berg	D	12	3	0	3	-6	2	3	0	1	12
Petr Svoboda	D	18	1	2	3	-5	10	1	0	0	17
Wade Belak	R	16	1	2	2	-4	31	0	0	0	8
Adam Mair	C	16	0	2	2	3	14	0	0	0	17
Alyn McCauley	C	14	1	0	1	0	0	0	0	0	13
Don MacLean	C	3	0	1	1	-2	2	0	0	0	2
David Cooper	D	2	0	0	0	-1	0	0	0	0	3
Jeff Farkas	C	2	0	0	0	-1	2	0	0	0	1

PLAYER	GP	W	L	T	OT	GAA	SV%	SO	G	A	PIM	TOI
Curtis Joseph	68	33	27	8	5	2.39	.915	6	0	1	8	4,100:04
Glenn Healy	15	4	7	3	0	2.62	.885	0	0	0	0	870:55

HOME ARENA

Air Canada Centre (Capacity: 18,819)

PLAYOFF RESULT

Lost Conference Semi-Final

UNIFORMS



GP	DATE	OPPONENT	RESULT
1	Oct 7	Montreal	2-0 W
2	Oct 9	Dallas	1-3 L
3	Oct 11	NY Islanders	3-2 W
4	Oct 14	Ottawa	0-4 L
5	Oct 16	@ Vancouver	2-5 L
6	Oct 19	@ Edmonton	4-1 W
7	Oct 21	@ Calgary	2-1 W
8	Oct 25	Minnesota	6-1 W
9	Oct 27	@ Buffalo	1-2 L
10	Oct 28	@ Boston	2-1 W (OT)
11	Oct 31	@ Ottawa	3-4 L
12	Nov 2	New Jersey	5-3 W
13	Nov 4	@ St. Louis	0-0 T
14	Nov 5	Boston	7-1 W
15	Nov 8	Carolina	5-0 W
16	Nov 10	@ Carolina	1-3 L
17	Nov 11	Chicago	3-3 T
18	Nov 15	Philadelphia	1-2 L (OT)
19	Nov 17	Tampa Bay	2-2 T
20	Nov 18	@ Montreal	6-1 W
21	Nov 21	@ NY Rangers	3-1 W
22	Nov 22	Edmonton	4-3 W
23	Nov 25	Ottawa	2-4 L
24	Nov 29	St. Louis	5-6 L (OT)
25	Nov 30	@ NY Islanders	6-4 W
26	Dec 2	NY Rangers	8-2 W
27	Dec 4	Florida	4-4 T
28	Dec 6	@ Detroit	3-0 W
29	Dec 9	Pittsburgh	5-1 W
30	Dec 13	@ Pittsburgh	7-4 W
31	Dec 15	@ NY Islanders	2-3 L
32	Dec 16	Calgary	5-6 L (OT)
33	Dec 20	Nashville	1-3 L
34	Dec 21	@ Boston	0-4 L
35	Dec 23	@ Montreal	5-2 W
36	Dec 26	@ Atl. Thrashers	3-5 L
37	Dec 27	@ Pittsburgh	0-5 L
38	Dec 30	@ Florida	4-1 W
39	Dec 31	@ Tampa Bay	3-2 W
40	Jan 3	Buffalo	1-1 T
41	Jan 5	@ Buffalo	3-3 T
42	Jan 6	Washington	2-3 L
43	Jan 10	Tampa Bay	1-3 L
44	Jan 12	Phoenix	3-2 W
45	Jan 13	@ New Jersey	4-4 T
46	Jan 17	Los Angeles	1-2 L
47	Jan 18	@ NY Rangers	1-2 L (OT)
48	Jan 20	Buffalo	2-0 W
49	Jan 24	Boston	1-2 L
50	Jan 25	@ Atl. Thrashers	2-1 W (OT)
51	Jan 27	NY Rangers	3-1 W
52	Jan 29	@ St. Louis	1-2 L
53	Jan 31	@ Carolina	4-3 W
54	Feb 1	@ Washington	4-5 L
55	Feb 7	Atl. Thrashers	7-1 W
56	Feb 8	@ Detroit	1-2 L
57	Feb 10	Detroit	3-3 T
58	Feb 14	Columbus	2-2 T
59	Feb 15	@ Philadelphia	2-5 L
60	Feb 17	Colorado	5-5 T
61	Feb 19	New Jersey	0-2 L
62	Feb 22	Vancouver	4-1 W
63	Feb 24	Montreal	5-1 W
64	Feb 25	@ Chicago	4-6 L
65	Feb 28	San Jose	2-1 W
66	Mar 1	@ Washington	3-2 W (OT)
67	Mar 3	Ottawa	2-3 L (OT)
68	Mar 6	@ Calgary	3-1 W
69	Mar 7	@ Edmonton	0-4 L
70	Mar 10	@ Vancouver	3-3 T
71	Mar 14	Anaheim	3-2 W
72	Mar 15	@ Tampa Bay	2-3 L
73	Mar 17	@ Florida	5-3 W
74	Mar 20	@ Buffalo	0-3 L
75	Mar 21	Florida	1-3 L
76	Mar 24	Philadelphia	5-3 W
77	Mar 28	Boston	0-3 L
78	Mar 29	@ Philadelphia	2-1 W
79	Mar 31	@ Montreal	1-4 L
80	Apr 4	NY Islanders	4-2 W
81	Apr 6	@ Chicago	1-0 W
82	Apr 7	@ Ottawa	3-5 L



2002-03



2001-02

(43-25-10-4 / 100 Points / 2nd in Northeast Division)

GENERAL MANAGER: Pat Quinn

HEAD COACH: Pat Quinn

CAPTAIN: Mats Sundin

PLAYER	POS	GP	G	A	P	+/-	PIM	PP	SH	GW	S
Mats Sundin	C	82	41	39	80	6	94	10	2	9	262
Darcy Tucker	R	77	24	35	59	24	92	7	0	5	124
Alexander Mogilny	R	66	24	33	57	1	8	5	0	4	188
Mikael Renberg	R	71	14	38	52	11	36	4	0	3	130
Robert Reichel	C	78	20	31	51	7	26	1	0	3	152
Gary Roberts	L	69	21	27	48	-4	63	6	2	2	122
Jonas Hoglund	R	82	13	34	47	11	26	1	1	4	199
Bryan McCabe	D	82	17	26	43	16	129	8	0	1	157
Tomas Kaberle	D	69	10	29	39	5	2	5	0	3	85
Travis Green	C	82	11	23	34	13	61	3	0	2	119
Shayne Corson	L	74	12	21	33	11	120	0	1	1	111
Tie Domi	R	74	9	10	19	3	157	0	0	2	93
Dmitry Yushkevich	D	55	6	13	19	14	26	3	0	0	79
Alyn McCauley	C	82	6	10	16	10	18	0	1	1	95
Garry Valk	L	63	5	10	15	2	28	0	0	0	80
Jyrki Lumme	D	51	4	8	12	13	18	1	2	1	61
Cory Cross	D	50	3	9	12	11	54	0	0	1	39
Aki Berg	D	81	1	10	11	14	46	0	0	0	66
Paul Healey	R	21	3	7	10	7	2	0	0	0	29
Wade Belak	R	63	1	3	4	2	142	0	0	0	47
Karel Pilar	D	23	1	3	4	3	8	0	0	0	32
Alexei Ponikarovskiy	L	8	2	0	2	2	0	0	0	1	8
Nik Antropov	C	11	1	1	2	-1	4	0	0	0	12
Anders Eriksson	D	34	0	2	2	-1	12	0	0	0	31
Jeff Farkas	C	6	0	2	2	1	4	0	0	0	3
Dave Manson	D	13	0	1	1	3	10	0	0	0	12
Bob Wren	L	1	0	0	0	1	0	0	0	0	0
Marc Moro	D	2	0	0	0	0	2	0	0	0	0
Nathan Dempsey	D	3	0	0	0	1	0	0	0	0	3

PLAYER	GP	W	L	T	OT	GAA	SV%	SO	G	A	PIM	TOI
Curtis Joseph	51	29	17	5	2	2.23	.906	4	0	1	10	3,064:55
Corey Schwab	30	12	10	5	2	2.73	.894	1	0	0	2	1,645:51
Tom Barrasso	4	2	2	0	0	2.74	.909	0	0	0	0	218:57
Sebastien Centomo	1	0	0	0	0	4.50	.750	0	0	0	0	40:00

HOME ARENA

Air Canada Centre (Capacity: 18,819)

PLAYOFF RESULT

Lost Conference Final

UNIFORMS



*The 2002 Winter Olympics in Salt Lake City, USA marked the second year of modern NHL participation. The Olympic break began on February 14 and the NHL schedule resumed on February 26.

GP	DATE	OPPONENT	RESULT
1	Oct 3	Ottawa	4-5 L
2	Oct 6	@ Montreal	2-2 T
3	Oct 8	Anaheim	6-1 W
4	Oct 11	@ Carolina	3-2 W
5	Oct 13	St. Louis	2-5 L
6	Oct 16	@ Edmonton	4-1 W
7	Oct 18	@ Vancouver	6-5 W
8	Oct 20	@ Calgary	1-4 L
9	Oct 23	Boston	2-0 W
10	Oct 25	@ Boston	1-2 L (OT)
11	Oct 27	Pittsburgh	4-0 W
12	Oct 30	Tampa Bay	3-2 W
13	Nov 1	@ Pittsburgh	1-3 L
14	Nov 3	Colorado	4-1 W
15	Nov 6	Washington	4-2 W
16	Nov 9	@ New Jersey	2-3 L (OT)
17	Nov 10	New Jersey	1-1 T
18	Nov 14	@ Florida	3-2 W
19	Nov 15	@ Tampa Bay	3-2 W
20	Nov 17	@ Ottawa	1-2 L (OT)
21	Nov 19	Florida	5-1 W
22	Nov 21	@ Buffalo	2-4 L
23	Nov 23	@ NY Islanders	1-3 L
24	Nov 24	Boston	2-0 W
25	Nov 27	Carolina	2-5 L
26	Nov 30	@ Chicago	2-1 W
27	Dec 1	Chicago	4-1 W
28	Dec 4	Pittsburgh	0-1 L
29	Dec 6	@ NY Rangers	6-3 W
30	Dec 8	NY Rangers	4-3 W
31	Dec 11	Phoenix	6-3 W
32	Dec 13	@ St. Louis	4-3 W (OT)
33	Dec 15	Montreal	6-4 W
34	Dec 18	Los Angeles	1-3 L
35	Dec 21	@ Buffalo	3-3 T
36	Dec 22	@ Buffalo	3-2 W
37	Dec 26	@ Carolina	3-4 L
38	Dec 28	@ Atl. Thrashers	4-5 L
39	Dec 29	@ Florida	2-4 L
40	Dec 31	@ Tampa Bay	4-1 W
41	Jan 3	@ Boston	2-1 W
42	Jan 5	Ottawa	3-1 W
43	Jan 7	@ Ottawa	3-4 L
44	Jan 8	Nashville	4-3 W
45	Jan 11	@ Washington	3-3 T
46	Jan 12	Montreal	1-1 T
47	Jan 15	Atl. Thrashers	2-3 L
48	Jan 17	@ Nashville	2-3 L (OT)
49	Jan 19	Philadelphia	0-3 L
50	Jan 22	@ Calgary	6-1 W
51	Jan 25	@ Vancouver	1-6 L
52	Jan 26	@ Edmonton	1-4 L
53	Jan 29	San Jose	4-3 W
54	Jan 30	@ Atl. Thrashers	6-0 W
55	Feb 5	Minnesota	3-1 W
56	Feb 7	@ NY Islanders	1-4 L
57	Feb 9	Montreal	4-1 W
58	Feb 11	Atl. Thrashers	5-4 W
59	Feb 26	Carolina	4-1 W*
60	Mar 1	@ New Jersey	2-4 L
61	Mar 2	Buffalo	3-3 T
62	Mar 4	Washington	3-2 W
63	Mar 6	@ Detroit	2-6 L
64	Mar 9	@ Montreal	1-1 T
65	Mar 10	@ Philadelphia	3-1 W
66	Mar 12	Philadelphia	1-1 T
67	Mar 14	@ Boston	2-1 W
68	Mar 16	Dallas	5-5 T
69	Mar 19	NY Islanders	3-2 W (OT)
70	Mar 21	Washington	3-4 L
71	Mar 23	Buffalo	2-0 W
72	Mar 25	@ Philadelphia	1-4 L
73	Mar 26	Tampa Bay	7-2 W
74	Mar 28	NY Islanders	4-5 L
75	Mar 30	New Jersey	1-3 L
76	Apr 1	@ Detroit	5-4 W (OT)
77	Apr 4	NY Rangers	2-4 L
78	Apr 6	Florida	2-2 T
79	Apr 8	Columbus	4-1 W
80	Apr 10	@ NY Rangers	7-2 W
81	Apr 12	@ Pittsburgh	5-2 W
82	Apr 13	@ Ottawa	5-2 W

(44-28-7-3 / 98 Points / 2nd in Northeast Division)

GENERAL MANAGER: Pat Quinn

HEAD COACH: Pat Quinn

CAPTAIN: Mats Sundin

PLAYER	POS	GP	G	A	P	+/-	PIM	PP	SH	GW	S
Alexander Mogilny	R	73	33	46	79	4	12	5	3	9	165
Mats Sundin	C	75	37	35	72	1	58	16	3	8	223
Tomas Kaberle	D	82	11	36	47	20	30	4	1	2	119
Nik Antropov	C	72	16	29	45	11	124	2	1	6	102
Robert Svehla	D	82	7	38	45	13	46	2	0	1	110
Robert Reichel	C	81	12	30	42	7	26	1	1	1	111
Darcy Tucker	R	77	10	26	36	-7	119	4	1	2	108
Mikael Renberg	R	67	14	21	35	5	36	7	0	1	137
Jonas Hoglund	R	79	13	19	32	2	12	2	0	3	157
Tie Domi	R	79	15	14	29	-1	171	4	0	0	91
Travis Green	C	75	12	12	24	2	67	2	1	3	86
Bryan McCabe	D	75	6	18	24	9	135	3	0	1	149
Jyrki Lumme	D	73	6	11	17	10	46	1	0	3	72
Tom Fitzgerald	R	66	4	13	17	10	57	0	0	0	89
Shayne Corson	L	46	7	8	15	-5	49	0	0	0	69
Alyn McCauley	C	64	6	9	15	3	16	0	0	0	79
Owen Nolan	R	14	7	5	12	2	16	5	0	1	29
Aki Berg	D	78	4	7	11	3	28	0	0	2	49
Paul Healey	R	44	3	7	10	8	16	1	0	0	43
Wade Belak	R	55	3	6	9	-2	196	0	0	0	33
Gary Roberts	L	14	5	3	8	-2	10	3	0	0	22
Karel Pilar	D	17	3	4	7	-7	12	1	0	1	22
Glen Wesley	D	7	0	3	3	3	4	0	0	0	5
Alexei Ponikarovskiy	L	13	0	3	3	4	11	0	0	0	13
Richard Jackman	D	42	0	2	2	-10	41	0	0	0	35
Harold Druken	C	5	0	2	2	1	2	0	0	0	8
Josh Holden	C	5	1	0	1	-2	2	0	0	0	6
Matt Stajan	C	1	1	0	1	1	0	0	0	0	1
Carlo Colaiacovo	D	2	0	1	1	0	0	0	0	0	1
Aaron Gavey	C	5	0	1	1	1	0	0	0	0	8
Phil Housley	D	1	0	0	0	-1	2	0	0	0	3
Doug Gilmour	C	1	0	0	0	0	0	0	0	0	0
Anders Eriksson	D	4	0	0	0	1	0	0	0	0	7

PLAYER	GP	W	L	T	OT	GAA	SV%	SO	G	A	PIM	TOI
Ed Belfour	62	37	20	5	1	2.26	.922	7	0	2	24	3,737:54
Trevor Kidd	19	6	10	2	2	3.10	.896	0	0	0	0	1,143:02
Mikael Tellqvist	3	1	1	0	0	2.79	.895	0	0	0	0	85:53

HOME ARENA

Air Canada Centre (Capacity: 18,819)

PLAYOFF RESULT

Lost Conference Quarter-Final

UNIFORMS



GP	DATE	OPPONENT	RESULT
1	Oct 10	@ Pittsburgh	6-0 W
2	Oct 12	Ottawa	1-2 L
3	Oct 14	Pittsburgh	4-5 L
4	Oct 15	@ NY Rangers	4-5 L
5	Oct 17	Phoenix	5-3 W
6	Oct 19	@ Montreal	2-2 T
7	Oct 21	Boston	1-4 L
8	Oct 23	Florida	1-4 L
9	Oct 26	NY Rangers	3-4 L
10	Oct 28	Anaheim	5-2 W
11	Oct 31	Atl. Thrashers	3-3 T
12	Nov 2	Montreal	2-5 L
13	Nov 5	Tampa Bay	4-3 W
14	Nov 8	@ Dallas	1-2 L
15	Nov 9	@ St. Louis	3-6 L
16	Nov 12	Los Angeles	4-3 W (OT)
17	Nov 15	@ Buffalo	3-2 W
18	Nov 16	Detroit	1-2 L
19	Nov 19	Boston	2-0 W
20	Nov 23	Philadelphia	6-0 W
21	Nov 25	@ Ottawa	0-2 L
22	Nov 26	Washington	5-4 W
23	Nov 29	@ Philadelphia	3-0 W
24	Nov 30	Buffalo	3-1 W
25	Dec 3	Tampa Bay	4-3 W (OT)
26	Dec 6	@ NY Islanders	2-4 L
27	Dec 7	New Jersey	1-0 W
28	Dec 10	Pittsburgh	4-2 W
29	Dec 12	@ Philadelphia	1-2 L
30	Dec 14	NY Rangers	4-1 W
31	Dec 16	@ Atl. Thrashers	0-1 L
32	Dec 18	@ Florida	2-2 T
33	Dec 19	@ Tampa Bay	2-1 W
34	Dec 21	San Jose	3-3 T
35	Dec 23	Atl. Thrashers	5-1 W
36	Dec 27	@ Calgary	4-3 W
37	Dec 28	@ Edmonton	2-3 L (OT)
38	Dec 31	@ Vancouver	5-3 W
39	Jan 3	@ New Jersey	0-2 L
40	Jan 4	New Jersey	2-1 W
41	Jan 7	Boston	5-2 W
42	Jan 9	@ Pittsburgh	4-2 W
43	Jan 11	@ Boston	2-6 L
44	Jan 13	@ NY Rangers	1-5 L
45	Jan 14	Calgary	3-2 W
46	Jan 17	@ Washington	4-1 W
47	Jan 18	@ Montreal	3-2 W (OT)
48	Jan 21	Philadelphia	1-3 L
49	Jan 24	@ Buffalo	0-4 L
50	Jan 25	Colorado	0-3 L
51	Jan 29	@ Carolina	3-2 W
52	Jan 30	@ Atl. Thrashers	5-2 W
53	Feb 5	@ Florida	6-0 W
54	Feb 6	@ Tampa Bay	3-2 W (OT)
55	Feb 8	Montreal	3-1 W
56	Feb 11	Edmonton	4-5 L
57	Feb 12	@ Chicago	3-1 W
58	Feb 15	Ottawa	2-1 W
59	Feb 18	Carolina	4-3 W
60	Feb 20	@ Washington	6-2 W
61	Feb 22	@ Montreal	5-3 W
62	Feb 23	Nashville	2-5 L
63	Feb 25	NY Islanders	5-2 W
64	Feb 27	@ Detroit	2-7 L
65	Mar 1	Carolina	4-1 W
66	Mar 3	Florida	1-2 L
67	Mar 4	@ Ottawa	1-4 L
68	Mar 6	@ Buffalo	2-4 L
69	Mar 8	@ Vancouver	3-3 T
70	Mar 10	@ Edmonton	3-2 W
71	Mar 13	@ Calgary	3-4 L (OT)
72	Mar 15	@ Vancouver	1-4 W
73	Mar 18	NY Islanders	3-3 T
74	Mar 20	@ Columbus	3-4 L (OT)
75	Mar 22	Buffalo	3-2 W (OT)
76	Mar 24	@ Boston	2-3 L
77	Mar 25	@ Carolina	3-3 T
78	Mar 28	@ NY Islanders	5-2 W
79	Mar 29	Washington	4-3 W (OT)
80	Apr 1	@ New Jersey	3-2 W (OT)
81	Apr 3	Minnesota	2-1 W
82	Apr 5	Ottawa	1-3 L



2003-04

(45-24-10-3 / 103 Points / 2nd in Northeast Division)
GENERAL MANAGER: John Ferguson
HEAD COACH: Pat Quinn
CAPTAIN: Mats Sundin

PLAYER	POS	GP	G	A	P	+/-	PIM	PP	SH	GW	S
Mats Sundin	C	81	31	44	75	11	52	11	1	10	226
Bryan McCabe	D	75	16	37	53	22	86	8	0	2	168
Joe Nieuwendyk	C	64	22	28	50	7	26	10	1	5	131
Gary Roberts	L	72	28	20	48	9	84	11	1	7	124
Owen Nolan	R	65	19	29	48	4	110	7	2	3	154
Darcy Tucker	R	64	21	11	32	4	68	8	1	2	146
Nik Antropov	C	62	13	18	31	7	62	1	1	2	89
Tomas Kaberle	D	71	3	28	31	16	18	0	0	1	88
Robert Reichel	C	69	11	19	30	2	30	2	0	2	100
Alexander Mogilny	R	37	8	22	30	9	12	4	1	1	92
Ken Klee	D	66	4	25	29	-1	36	3	0	1	85
Alexei Ponikarovsky	L	73	9	19	28	14	44	1	0	2	110
Matt Stajan	C	69	14	13	27	7	22	0	0	0	63
Mikael Renberg	R	59	12	13	25	-1	50	2	0	1	88
Tie Domi	R	80	7	13	20	-2	208	1	0	0	84
Karel Pilar	D	50	2	17	19	2	22	1	0	1	74
Tom Fitzgerald	R	69	7	10	17	-2	52	1	0	1	81
Brian Leetch	D	15	2	13	15	11	10	1	0	1	41
Ron Francis	C	12	3	7	10	3	0	2	0	1	12
Aki Berg	D	79	2	7	9	-1	40	0	0	0	69
Richard Jackman	D	29	2	4	6	-11	13	1	0	1	35
Calle Johansson	D	8	0	6	6	5	0	0	0	0	8
Bryan Marchment	D	75	1	3	4	4	106	0	0	0	56
Harold Druken	C	9	0	4	4	4	2	0	0	0	19
Nathan Perrott	R	40	1	2	3	-1	116	0	0	0	47
Drake Berehowsky	D	9	1	2	3	5	17	0	0	0	8
Wade Belak	R	34	1	1	2	0	109	0	0	0	15
Craig Johnson	L	10	1	1	2	0	6	0	0	0	12
Chad Kilger	L	5	1	1	2	2	2	0	0	1	6
Carlo Colaiacovo	D	2	0	1	1	1	2	0	0	0	0
Pierre Hedin	D	3	0	1	1	-1	0	0	0	0	4
Brad Leeb	R	1	0	0	0	-1	0	0	0	0	1
Clarke Wilin	C	10	0	0	0	0	7	0	0	0	10
Kyle Wellwood	C	1	0	0	0	-1	0	0	0	0	1
Maxim Kondratiev	D	7	0	0	0	0	2	0	0	0	6
Josh Holden	C	1	0	0	0	0	0	0	0	0	0

PLAYER	GP	W	L	T	OT	GAA	SV%	SO	G	A	PIM	TOI
Ed Belfour	59	34	19	6	3	2.13	.918	10	0	2	16	3,444:21
Trevor Kidd	15	6	5	2	0	3.26	.876	1	0	2	2	883:29
Mikael Tellqvist	11	5	3	2	0	2.87	.894	0	0	0	0	647:07

HOME ARENA
 Air Canada Centre (Capacity: 18,819)

PLAYOFF RESULT
 Lost Conference Semi-Final

UNIFORMS



GP	DATE	OPPONENT	RESULT
1	Oct 11	Montreal	0-4 L
2	Oct 13	Washington	2-2 T
3	Oct 16	@ New Jersey	2-2 T
4	Oct 18	@ Montreal	1-0 W
5	Oct 20	@ NY Islanders	2-5 L
6	Oct 22	@ Dallas	3-1 W
7	Oct 23	@ Phoenix	5-4 W
8	Oct 25	Washington	4-1 W
9	Oct 27	Atl. Thrashers	2-3 L (OT)
10	Oct 30	@ Buffalo	3-5 L
11	Nov 1	Philadelphia	1-7 L
12	Nov 2	@ Carolina	2-1 W
13	Nov 4	Pittsburgh	4-2 W
14	Nov 7	@ New Jersey	1-1 T
15	Nov 8	Edmonton	4-1 W
16	Nov 12	@ Anaheim	1-5 L
17	Nov 13	@ Los Angeles	4-4 T
18	Nov 15	@ San Jose	2-2 T
19	Nov 18	@ Calgary	2-3 L (OT)
20	Nov 20	@ Edmonton	2-3 L
21	Nov 22	@ Vancouver	5-3 W
22	Nov 24	Vancouver	2-1 W
23	Nov 27	@ Atl. Thrashers	3-1 W
24	Nov 29	@ Ottawa	2-1 W
25	Nov 30	@ NY Rangers	4-2 W
26	Dec 2	NY Rangers	5-4 W
27	Dec 4	@ Boston	6-0 W
28	Dec 6	Detroit	5-2 W
29	Dec 9	St. Louis	2-3 L (OT)
30	Dec 11	@ Minnesota	1-0 W
31	Dec 13	NY Rangers	3-1 W
32	Dec 16	Tampa Bay	3-0 W
33	Dec 19	@ Washington	2-2 T
34	Dec 20	Montreal	4-2 W
35	Dec 23	Florida	5-2 W
36	Dec 26	@ NY Rangers	6-5 W (OT)
37	Dec 27	@ NY Islanders	1-3 L
38	Dec 29	Florida	4-4 T
39	Jan 1	Boston	2-3 L
40	Jan 3	Buffalo	3-3 T
41	Jan 5	@ Pittsburgh	5-0 W
42	Jan 6	Nashville	2-1 W
43	Jan 8	Ottawa	1-7 L
44	Jan 10	New Jersey	0-1 L
45	Jan 13	Calgary	4-1 W
46	Jan 16	@ Philadelphia	1-4 L
47	Jan 17	Philadelphia	0-4 L
48	Jan 20	NY Islanders	2-0 W
49	Jan 21	@ Washington	3-2 W
50	Jan 24	@ Montreal	4-1 W
51	Jan 27	Carolina	0-2 L
52	Jan 30	@ Atl. Thrashers	4-1 W
53	Jan 31	Ottawa	5-1 W
54	Feb 3	Chicago	1-4 L
55	Feb 5	@ Ottawa	5-4 W (OT)
56	Feb 10	@ Tampa Bay	4-4 T
57	Feb 12	Columbus	4-1 W
58	Feb 14	Buffalo	4-6 L
59	Feb 16	@ Pittsburgh	8-4 W
60	Feb 17	Boston	2-5 L
61	Feb 19	@ Carolina	2-1 W (OT)
62	Feb 21	Montreal	5-4 W
63	Feb 23	Carolina	1-2 L
64	Feb 25	@ Florida	0-4 L
65	Feb 26	@ Tampa Bay	3-4 L
66	Feb 28	New Jersey	3-0 W
67	Mar 2	Boston	3-2 W
68	Mar 4	NY Islanders	6-2 W
69	Mar 6	Buffalo	1-5 L
70	Mar 9	Florida	5-0 W
71	Mar 11	Pittsburgh	2-3 L
72	Mar 13	@ Montreal	3-4 L
73	Mar 15	@ Buffalo	6-5 W (OT)
74	Mar 16	Boston	1-2 L
75	Mar 18	@ Philadelphia	3-2 W
76	Mar 20	Colorado	5-2 W
77	Mar 23	Tampa Bay	2-7 L
78	Mar 25	@ Boston	3-0 W
79	Mar 27	Ottawa	2-2 T
80	Mar 29	Atl. Thrashers	4-2 W
81	Apr 2	@ Buffalo	2-0 W
82	Apr 3	@ Ottawa	6-0 W



2005-06

(41-33-8 / 90 Points / 4th in Northeast Division)
GENERAL MANAGER: John Ferguson
HEAD COACH: Pat Quinn
CAPTAIN: Mats Sundin

PLAYER	POS	GP	G	A	P	+/-	PIM	PP	SH	GW	S
Mats Sundin	C	70	31	47	78	7	58	16	2	2	220
Bryan McCabe	D	73	19	49	68	-1	116	13	0	6	207
Tomas Kaberle	D	82	9	58	67	-1	46	6	0	2	163
Darcy Tucker	R	74	28	33	61	-12	100	18	0	4	189
Jason Allison	C	66	17	43	60	-18	76	9	0	2	111
Alexander Steen	C	75	18	27	45	-9	42	9	1	3	176
Kyle Wellwood	C	81	11	34	45	0	14	3	0	0	117
Alexei Ponikarovsky	L	81	21	17	38	15	68	2	4	3	157
Jeff O'Neill	C	74	19	19	38	-19	64	14	0	6	169
Nik Antropov	C	57	12	19	31	13	56	2	1	0	113
Chad Kilger	L	79	17	11	28	-6	63	1	1	2	103
Matt Stajan	C	80	15	12	27	5	50	3	4	5	83
Eric Lindros	C	33	11	11	22	-3	43	4	0	2	59
Tie Domi	R	77	5	11	16	-10	109	1	0	0	67
Ken Klee	D	56	3	12	15	-1	66	1	0	1	65
Alexander Khavanov	D	64	6	6	12	-11	60	2	1	0	44
Clarke Wilin	C	60	1	7	8	-15	43	0	0	0	50
Aki Berg	D	75	0	8	8	-5	56	0	0	0	42
Carlo Colaiacovo	D	21	2	5	7	0	17	1	0	0	21
Ian White	D	12	1	5	6	2	10	0	0	0	21
Mariusz Czerkawski	R	19	4	1	5	-2	6	1	0	0	41
John Pohl	C	7	3	1	4	2	4	1	0	0	17
Luke Richardson	D	21	0	3	3	-1	41	0	0	0	16
Wade Belak	R	55	0	3	3	-13	109	0	0	0	16
Jeremy Williams	R	1	1	0	0	0	0	0	0	0	1
Staffan Kronwall	D	34	0	1	1	-3	14	0	0	0	18
Jay Harrison	D	8	0	1	1	5	2	0	0	0	7
Andy Wozniowski	D	13	0	1	1	-8	13	0	0	0	6
Ben Ondrus	R	22	0	0	0	-10	18	0	0	0	17
Aleksander Sugolov	R	2	0	0	0	-1	0	0	0	0	3
Nathan Perrott	R	3	0	0	0	-5	2	0	0	0	2
Brendan Bell	D	1	0	0	0	0	0	0	0	0	2

PLAYER	GP	W	L	OT	GAA	SV%	SO	G	A	PIM	TOI
Ed Belfour	49	22	22	4	3.29	.892	0	0	1	12	2,896:53
Mikael Tellqvist	25	10	11	2	3.13	.895	2	0	0	0	1,398:43
Jean-Sebastien Aubin	11	9	0	2	2.22	.924	1	0	0	0	677:24

HOME ARENA
 Air Canada Centre (Capacity: 18,819)

PLAYOFF RESULT
 Out of Playoffs

UNIFORMS



*The entire 2004-05 NHL season was officially cancelled on February 16, 2005 due to an unresolved lockout that began on September 16, 2004. It marked the first time that the Stanley Cup was not awarded since 1919 when a Spanish flu pandemic cancelled the championship series. On July 13, 2005, the NHL and NHLPA jointly announced that they had tentatively agreed to a new collective bargaining agreement (CBA) which would be implemented in time to begin the 2005-06 season. The NHL owners and players ratified the CBA on July 22, 2005 and the lockout officially ended.

**From 2005-06 to present, five minutes of four-on-four sudden-death overtime is played in games that are tied after regulation. If the game remains tied after overtime, a shootout is conducted to determine a winner. Teams are awarded two points for every win and one point for every overtime/shootout loss.

***The 2006 Winter Olympics in Turin, Italy marked the third year of modern NHL participation. The Olympic break began on February 13 and the NHL schedule resumed on February 28.

GP	DATE	OPPONENT	RESULT
1	Oct 5	Ottawa	2-3 L (SO)**
2	Oct 8	Montreal	4-5 L
3	Oct 10	@ Ottawa	5-6 L (SO)
4	Oct 11	Philadelphia	4-2 W
5	Oct 14	@ Atl. Thrashers	9-1 W
6	Oct 15	@ Montreal	3-2 W
7	Oct 20	Carolina	5-4 W (OT)
8	Oct 22	Philadelphia	2-5 L
9	Oct 24	Boston	5-4 W (SO)
10	Oct 27	@ Boston	1-2 L
11	Oct 29	Ottawa	0-8 L
12	Oct 31	Florida	2-1 W
13	Nov 3	@ Carolina	3-4 L
14	Nov 5	Tampa Bay	5-3 W
15	Nov 6	@ Washington	4-5 L
16	Nov 8	Washington	6-4 W
17	Nov 11	@ Buffalo	2-5 L
18	Nov 12	@ Montreal	5-4 W (OT)
19	Nov 15	NY Rangers	2-1 W
20	Nov 17	@ Boston	4-1 W
21	Nov 19	Atl. Thrashers	5-1 W
22	Nov 23	Boston	1-5 L
23	Nov 25	@ Carolina	3-4 L (SO)
24	Nov 26	Montreal	4-3 W (OT)
25	Nov 28	@ Florida	2-1 W
26	Nov 30	@ Tampa Bay	1-2 L
27	Dec 1	@ Atl. Thrashers	4-0 W
28	Dec 3	San Jose	4-5 L
29	Dec 6	Los Angeles	1-2 L
30	Dec 10	Dallas	1-2 L
31	Dec 12	Anaheim	3-2 W
32	Dec 17	@ Ottawa	2-8 L
33	Dec 19	NY Islanders	9-6 W
34	Dec 22	@ Boston	1-4 L
35	Dec 23	Boston	2-1 W
36	Dec 26	New Jersey	2-1 W
37	Dec 27	@ Pittsburgh	3-2 W (OT)
38	Dec 29	Buffalo	4-3 W (SO)
39	Dec 31	@ New Jersey	6-3 W
40	Jan 2	Pittsburgh	3-2 W (OT)
41	Jan 6	@ Calgary	0-1 L
42	Jan 7	@ Edmonton	3-2 W
43	Jan 10	@ Vancouver	3-4 L
44	Jan 14	Phoenix	3-4 L
45	Jan 17	@ Colorado	3-5 L
46	Jan 18	@ Minnesota	3-5 L
47	Jan 21	@ Ottawa	0-7 L
48	Jan 23	@ Ottawa	3-4 L
49	Jan 26	Buffalo	4-8 L
50	Jan 28	Montreal	3-4 L (OT)
51	Jan 30	@ Florida	4-2 W
52	Jan 31	@ Tampa Bay	2-3 L (SO)
53	Feb 3	@ Washington	1-4 L
54	Feb 4	@ New Jersey	4-2 W
55	Feb 7	Atl. Thrashers	4-1 W
56	Feb 10	@ NY Rangers	2-4 L
57	Feb 11	NY Rangers	2-4 L
58	Feb 28	Washington	3-5 L***
59	Mar 3	@ Buffalo	2-6 L
60	Mar 4	Ottawa	2-4 L
61	Mar 7	Montreal	5-3 W
62	Mar 10	@ NY Islanders	1-2 L (SO)
63	Mar 11	Tampa Bay	5-1 W
64	Mar 14	Boston	5-4 W (SO)
65	Mar 16	@ Buffalo	1-3 L
66	Mar 18	@ NY Rangers	2-5 L
67	Mar 19	@ Pittsburgh	1-0 W
68	Mar 21	Carolina	3-2 W
69	Mar 23	@ Montreal	1-5 L
70	Mar 25	@ Montreal	2-6 L
71	Mar 26	@ New Jersey	4-3 W
72	Mar 28	Philadelphia	3-2 W
73	Apr 1	Buffalo	7-0 W
74	Apr 3	Buffalo	2-3 L (SO)
75	Apr 5	NY Islanders	3-2 W
76	Apr 6	@ Boston	2-3 L (SO)
77	Apr 8	@ Philadelphia	5-2 W
78	Apr 11	Florida	6-5 W (OT)
79	Apr 13	@ NY Islanders	4-3 W (OT)
80	Apr 15	Ottawa	5-1 W
81	Apr 16	@ Buffalo	0-6 L
82	Apr 18	Buffalo	5-3 W



2006-07

(40-31-11 / 91 Points / 3rd in Northeast Division)

GENERAL MANAGER: John Ferguson

HEAD COACH: Paul Maurice

CAPTAIN: Mats Sundin

PLAYER	POS	GP	G	A	P	+/-	PIM	PP	SH	GW	S
Mats Sundin	C	75	27	49	76	-2	62	6	1	3	321
Tomas Kaberle	D	74	11	47	58	3	20	2	0	1	128
Bryan McCabe	D	82	15	42	57	3	115	11	0	1	207
Alexei Ponikarovsky	L	71	21	24	45	8	63	6	0	1	198
Darcy Tucker	R	56	24	19	43	-11	81	15	0	6	143
Jeff O'Neill	C	74	20	22	42	1	54	6	0	3	165
Kyle Wellwood	C	48	12	30	42	3	0	7	0	2	99
Matt Stajan	C	82	10	29	39	3	44	1	1	1	132
Alexander Steen	C	82	15	20	35	5	26	4	0	5	192
Nik Antropov	C	54	18	15	33	8	44	4	0	4	125
Bates Battaglia	L	82	12	19	31	9	45	0	0	0	94
John Pohl	C	74	13	16	29	-4	10	3	0	1	105
Chad Kilger	L	82	14	24	28	-5	58	0	1	2	141
Ian White	D	76	3	23	26	8	40	1	0	1	138
Pavel Kubina	D	61	7	14	21	7	48	4	0	1	97
Hal Gill	D	82	6	14	20	11	91	0	0	1	79
Boyd Devereaux	C	33	8	11	19	4	12	0	0	0	57
Carlo Colaiacovo	D	48	8	9	17	5	22	0	0	1	60
Michael Peca	C	35	4	11	15	2	60	0	0	2	42
Yanic Perreault	C	17	2	3	5	1	4	0	0	0	24
Brendan Bell	D	31	1	4	5	-3	19	1	0	0	29
Kris Newbury	C	15	2	2	4	4	26	0	0	0	30
Wade Belak	R	65	0	3	3	-8	110	0	0	0	16
Andy Wozniowski	D	15	0	2	2	-1	14	0	0	0	10
Ben Ondrus	R	16	0	2	2	-5	20	0	0	0	7
Jeremy Williams	R	1	1	0	1	1	0	0	0	0	3
Travis Green	C	24	0	0	0	1	21	0	0	0	19
Erik Westrum	C	2	0	0	0	0	0	0	0	0	0
Jay Harrison	D	5	0	0	0	-5	6	0	0	0	3
Aleksander Sugibov	R	14	0	0	0	-6	4	0	0	0	17

PLAYER	GP	W	L	OT	GAA	SV%	SO	G	A	PIM	TOI
Andrew Raycroft	72	37	25	9	2.99	.894	2	0	1	8	4,108:18
Jean-Sebastien Aubin	20	3	5	2	3.43	.876	0	0	0	0	804:19
Mikael Tellqvist	1	0	1	0	2.03	.895	0	0	0	0	59:00

HOME ARENA

Air Canada Centre (Capacity: 18,819)

PLAYOFF RESULT

Out of Playoffs

UNIFORMS



2006-07 Toronto Maple Leafs



2007-08

(36-35-11 / 83 Points / 5th in Northeast Division)

GENERAL MANAGER: John Ferguson (Oct. - Jan. 22),

Cliff Fletcher (interim) (Jan. 22 - Apr.)

HEAD COACH: Paul Maurice

CAPTAIN: Mats Sundin

PLAYER	POS	GP	G	A	P	+/-	PIM	PP	SH	GW	S
Mats Sundin	C	74	32	46	78	17	76	10	1	4	259
Nik Antropov	C	72	26	30	56	10	92	12	0	5	165
Tomas Kaberle	D	82	8	45	53	-8	22	6	0	1	155
Jason Blake	L	82	15	37	52	-4	28	2	0	0	332
Alexander Steen	C	76	15	27	42	0	32	2	1	2	169
Pavel Kubina	D	72	11	29	40	5	116	6	0	4	136
Alexei Ponikarovsky	L	66	18	17	35	3	36	1	0	1	150
Darcy Tucker	R	74	18	16	34	-8	100	7	0	3	152
Matt Stajan	C	82	16	17	33	-11	47	2	1	3	127
Bryan McCabe	D	54	5	18	23	-2	81	4	0	2	107
Kyle Wellwood	C	59	8	13	21	-12	0	5	0	1	57
Ian White	D	81	5	16	21	-9	44	0	0	2	116
Hal Gill	D	63	2	18	20	0	52	0	0	0	69
Boyd Devereaux	C	62	7	11	18	-6	24	0	1	1	81
Chad Kilger	L	53	10	7	17	1	18	0	0	0	74
Jiri Tlustý	C	58	10	6	16	-12	14	2	0	2	69
Dominic Moore	C	38	4	10	14	7	14	1	0	0	72
Mark Bell	L	35	4	6	10	-2	60	0	0	0	42
Anton Stralman	D	50	3	6	9	-10	18	0	0	0	40
Andy Wozniowski	D	48	2	7	9	5	54	0	0	0	34
Carlo Colaiacovo	D	28	2	4	6	-4	10	0	0	1	30
John Pohl	C	33	1	4	5	-4	10	0	0	1	23
Simon Gamache	L	11	2	2	4	-1	6	1	0	0	11
Jeremy Williams	R	18	2	0	2	-3	4	0	0	0	16
Kris Newbury	C	28	1	1	2	-7	32	0	0	0	14
Wade Belak	R	30	1	0	1	-2	66	0	0	0	13
Robbie Earl	L	9	0	1	1	-2	0	0	0	0	9
Bates Battaglia	L	13	0	0	0	-6	7	0	0	0	6
Darryl Boyce	L	1	0	0	0	0	0	0	0	0	0
Staffan Kronwall	D	18	0	0	0	-2	7	0	0	0	9
Ben Ondrus	R	3	0	0	0	-1	5	0	0	0	4
Alex Foster	C	3	0	0	0	0	0	0	0	0	1

PLAYER	GP	W	L	OT	GAA	SV%	SO	G	A	PIM	TOI
Vesa Toskala	66	33	25	6	2.74	.904	3	0	5	4	3,837:29
Andrew Raycroft	19	2	9	5	3.92	.876	1	0	0	0	964:42
Scott Clemmensen	3	1	1	0	3.90	.839	0	0	0	0	154:20

HOME ARENA

Air Canada Centre (Capacity: 18,819)

PLAYOFF RESULT

Out of Playoffs

UNIFORMS



2007-08 Toronto Maple Leafs

GP	DATE	OPPONENT	RESULT
1	Oct 3	Ottawa	3-4 L (OT)
2	Oct 4	@ Ottawa	2-3 L
3	Oct 6	Montreal	4-3 W (OT)
4	Oct 9	Carolina	1-7 L
5	Oct 11	NY Islanders	8-1 W
6	Oct 13	Pittsburgh	4-6 L
7	Oct 15	@ Buffalo	4-5 L (OT)
8	Oct 18	Florida	3-2 W
9	Oct 20	Chicago	4-6 L
10	Oct 23	Atl. Thrashers	4-5 L (SO)
11	Oct 25	@ Pittsburgh	5-2 W
12	Oct 26	@ NY Rangers	4-1 W
13	Oct 29	Washington	1-7 L
14	Nov 2	New Jersey	2-3 L
15	Nov 3	@ Montreal	3-2 W
16	Nov 6	@ Ottawa	1-5 L
17	Nov 9	@ Buffalo	3-0 W
18	Nov 10	NY Rangers	2-3 L (SO)
19	Nov 13	Montreal	3-4 L (OT)
20	Nov 15	@ Boston	2-5 L
21	Nov 17	Ottawa	3-0 W
22	Nov 20	Boston	2-4 L
23	Nov 23	@ Dallas	1-3 L
24	Nov 24	@ Phoenix	1-5 L
25	Nov 27	Montreal	3-4 L (SO)
26	Nov 29	@ Atl. Thrashers	4-2 W
27	Dec 1	Pittsburgh	4-2 W
28	Dec 4	Nashville	3-1 W
29	Dec 6	@ NY Rangers	6-2 W
30	Dec 8	Boston	1-2 L
31	Dec 10	Tampa Bay	6-1 W
32	Dec 14	@ Atl. Thrashers	4-0 W
33	Dec 15	@ Montreal	1-4 L
34	Dec 18	@ Carolina	2-3 L (OT)
35	Dec 20	@ Tampa Bay	1-2 L
36	Dec 22	@ Florida	2-1 W (OT)
37	Dec 26	@ NY Islanders	3-4 L (OT)
38	Dec 27	@ Philadelphia	1-4 L
39	Dec 29	NY Rangers	1-5 L
40	Jan 1	Tampa Bay	4-3 W (SO)
41	Jan 3	@ Pittsburgh	2-6 L
42	Jan 5	Philadelphia	2-3 L
43	Jan 9	@ Anaheim	0-5 L
44	Jan 10	@ Los Angeles	2-5 L
45	Jan 12	@ San Jose	2-3 L
46	Jan 15	Carolina	5-4 W
47	Jan 17	@ Boston	3-2 W (SO)
48	Jan 19	Buffalo	4-2 W
49	Jan 20	@ New Jersey	2-3 L
50	Jan 23	Washington	3-2 W
51	Jan 24	@ Washington	1-2 L
52	Jan 29	St. Louis	2-3 L
53	Jan 31	@ Carolina	2-3 L (OT)
54	Feb 2	Ottawa	4-2 W
55	Feb 5	Florida	0-8 L
56	Feb 7	@ Montreal	4-2 W
57	Feb 9	Detroit	3-2 W (OT)
58	Feb 13	@ Buffalo	0-1 L
59	Feb 14	NY Islanders	4-5 L
60	Feb 16	Boston	4-3 W (OT)
61	Feb 19	Columbus	3-1 W
62	Feb 21	Buffalo	1-5 L
63	Feb 23	Atl. Thrashers	3-1 W
64	Feb 25	@ Ottawa	5-0 W
65	Feb 27	@ Florida	4-3 W (SO)
66	Feb 29	Tampa Bay	2-3 L (OT)
67	Mar 1	@ Washington	3-2 W
68	Mar 4	New Jersey	1-4 L
69	Mar 6	@ Boston	8-2 W
70	Mar 8	New Jersey	1-2 L
71	Mar 11	Philadelphia	4-3 W (OT)
72	Mar 12	@ Philadelphia	3-2 W
73	Mar 15	Buffalo	2-6 L
74	Mar 18	@ NY Islanders	3-1 W
75	Mar 21	@ Buffalo	4-1 W
76	Mar 22	@ Ottawa	5-4 W
77	Mar 25	Boston	2-6 L
78	Mar 27	@ Boston	2-4 L
79	Mar 29	Montreal	4-2 W
80	Apr 1	Buffalo	3-4 L (SO)
81	Apr 3	Ottawa	2-8 L
82	Apr 5	@ Montreal	1-3 L



2008-09

(34-35-13 / 81 Points / 5th in Northeast Division)
GENERAL MANAGER: Cliff Fletcher (Oct. - Nov. 29),
 Brian Burke (Nov. 29 - Apr.)
HEAD COACH: Ron Wilson
CAPTAIN: None

PLAYER	POS	GP	G	A	P	+/-	PIM	PP	SH	GW	S
Jason Blake	L	78	25	38	63	-2	40	5	1	5	302
Alexei Ponikarovsky	L	82	23	38	61	6	38	5	0	3	185
Matt Stajan	C	76	15	40	55	-4	54	5	1	1	114
Mikhail Grabovski	C	78	20	28	48	-8	92	6	0	2	120
Nik Antropov	C	63	21	25	46	-13	24	6	0	2	171
Niklas Hagman	L	65	22	20	42	-5	4	6	0	3	168
Dominic Moore	C	63	12	29	41	-1	69	4	1	1	132
Pavel Kubina	D	82	14	26	40	-15	94	9	0	4	184
Nikolai Kulemin	L	73	15	16	31	-8	18	2	0	1	129
Lee Stempniak	R	61	11	20	31	-9	31	3	0	0	128
Tomas Kaberle	D	57	4	27	31	-8	8	3	0	1	93
John Mitchell	C	76	12	17	29	-16	33	2	0	0	98
Ian White	D	71	10	16	26	6	57	2	0	2	158
Jeff Finger	D	66	6	17	23	-7	43	0	0	0	68
Jamal Mayers	R	71	7	9	16	-7	82	0	0	1	72
Luke Schenn	D	70	2	12	14	-12	71	1	0	0	102
Anton Stralman	L	38	1	12	13	-2	20	0	0	1	43
Boyd Devereaux	C	23	6	5	11	3	2	0	3	0	41
Mike Van Ryn	D	27	3	8	11	2	14	2	0	0	53
Jeremy Williams	R	11	5	2	7	2	2	0	0	0	21
Jonas Frogren	D	41	1	6	7	0	28	0	0	0	12
Jeff Hamilton	C	15	3	3	6	2	4	0	0	1	30
Alexander Steen	C	20	2	2	4	-4	6	1	0	0	31
Jiri Tlustý	C	14	0	4	4	0	0	0	0	0	22
Phil Oreskovic	D	10	1	1	2	-2	21	0	0	0	12
Christian Hanson	C	5	1	1	2	-1	2	0	0	0	9
Brad May	L	38	1	1	2	-5	61	0	0	0	27
Ryan Hollweg	L	25	0	2	2	-7	38	0	0	0	12
Jaime Sifers	D	23	0	2	2	-4	18	0	0	0	25
Tim Stapleton	C	4	1	0	1	-3	0	0	0	0	9
Jay Harrison	D	7	0	1	1	-2	10	0	0	0	6
Carlo Colaiacovo	D	10	0	1	1	-2	6	0	0	0	9
Andre Deveaux	C	21	0	1	1	-3	75	0	0	0	15
Kris Newbury	C	1	0	0	0	0	2	0	0	0	0
Ben Ondrus	R	11	0	0	0	-4	34	0	0	0	2

PLAYER	GP	W	L	OT	GAA	SV%	SO	G	A	PIM	TOI
Vesa Toskala	53	22	17	11	3.26	.891	1	0	0	2	3,056:25
Martin Gerber	12	6	5	0	3.23	.905	0	0	0	10	705:57
Curtis Joseph	21	5	9	1	3.57	.869	0	0	0	0	840:42
Justin Pogge	7	1	4	1	4.35	.844	0	0	0	0	371:42

HOME ARENA
 Air Canada Centre (Capacity: 18,819)

PLAYOFF RESULT
 Out of Playoffs

UNIFORMS
 HOME AWAY ALTERNATE



2008-09 Toronto Maple Leafs



2009-10

(30-38-14 / 74 Points / 5th in Northeast Division)
GENERAL MANAGER: Brian Burke
HEAD COACH: Ron Wilson
CAPTAIN: None

PLAYER	POS	GP	G	A	P	+/-	PIM	PP	SH	GW	S
Phil Kessel	R	70	30	25	55	-8	21	8	0	5	297
Tomas Kaberle	D	82	7	42	49	-16	24	3	0	1	158
Alexei Ponikarovsky	L	61	19	22	41	5	44	4	0	1	147
Matt Stajan	C	55	16	25	41	-3	30	7	0	2	99
Nikolai Kulemin	L	78	16	20	36	0	16	0	1	3	145
Mikhail Grabovski	C	59	10	25	35	3	10	2	1	3	126
Niklas Hagman	L	55	20	13	33	-3	23	4	0	1	148
Lee Stempniak	R	62	14	16	30	-10	18	5	1	1	164
Tyler Bozak	C	37	8	19	27	-5	6	2	0	1	51
Jason Blake	L	56	10	16	26	-4	26	2	0	2	170
Ian White	D	56	9	17	26	1	39	2	0	1	130
Francois Beauchemin	D	52	2	21	26	-13	33	4	0	1	170
John Mitchell	C	60	6	17	23	-7	31	1	0	1	90
Luke Schenn	D	79	5	12	17	2	50	0	0	1	101
Carl Gunnarsson	D	43	3	12	15	8	10	0	0	0	45
Viktor Stalberg	L	40	9	5	14	-13	30	0	0	0	117
Jeff Finger	D	39	2	8	10	-11	20	0	0	0	29
Dion Phaneuf	D	26	2	8	10	-2	34	0	0	1	87
Rickard Wallin	C	60	2	7	9	-7	20	0	0	0	72
Wayne Primeau	C	59	3	5	8	-1	35	0	0	0	47
Jamal Mayers	R	44	2	6	8	-5	78	0	0	0	47
Christian Hanson	C	31	2	5	7	-2	16	0	1	0	45
Colton Orr	R	82	4	2	6	-4	239	0	0	1	43
Luca Caputi	L	19	1	5	6	0	10	0	0	0	32
Fredrik Sjostrom	L	19	2	3	5	-4	4	0	0	0	31
Garnet Exelby	D	51	1	3	4	-8	73	0	0	0	14
Mike Komisarek	D	34	0	4	4	-9	40	0	0	0	35
Jamie Lundmark	C	15	1	2	3	-1	16	0	0	0	16
Jay Rosehill	L	15	1	1	2	-2	67	0	0	0	6
Nazem Kadri	C	1	0	0	0	-1	0	0	0	0	0
Jiri Tlustý	C	1	0	0	0	-2	0	0	0	0	2
Andre Deveaux	C	1	0	0	0	-1	0	0	0	0	1
Tim Brent	C	1	0	0	0	0	0	0	0	0	0
Brayden Irwin	C	2	0	0	0	0	2	0	0	0	3

PLAYER	GP	W	L	OT	GAA	SV%	SO	G	A	PIM	TOI
Jonas Gustavsson	42	16	15	9	2.87	.902	1	0	2	2	2,339:36
Vesa Toskala	26	7	12	3	3.66	.874	1	0	0	4	1,393:02
Jean-Sebastien Giguere	15	6	7	2	2.49	.916	2	0	0	0	915:19
Joey MacDonald	6	1	4	0	3.20	.892	0	0	0	0	318:49

HOME ARENA
 Air Canada Centre (Capacity: 18,819)

PLAYOFF RESULT
 Out of Playoffs

UNIFORMS
 HOME AWAY ALTERNATE



*The 2010 Winter Olympics in Vancouver, Canada marked the fourth year of modern NHL participation. The Olympic break began on February 15 and the NHL schedule resumed on March 1.



2009-10 Toronto Maple Leafs

GP	DATE	OPPONENT	RESULT
1	Oct 1	Montreal	3-4 L (OT)
2	Oct 3	@ Washington	4-6 L
3	Oct 6	Ottawa	1-2 L
4	Oct 10	Pittsburgh	2-5 L
5	Oct 12	@ NY Rangers	2-7 L
6	Oct 13	Colorado	1-4 L
7	Oct 17	NY Rangers	1-4 L
8	Oct 24	@ Vancouver	1-3 L
9	Oct 26	@ Anaheim	6-3 W
10	Oct 28	@ Dallas	3-4 L (OT)
11	Oct 30	@ Buffalo	2-3 L (OT)
12	Oct 31	@ Montreal	4-5 L (OT)
13	Nov 3	Tampa Bay	1-2 L (OT)
14	Nov 6	@ Carolina	3-2 W
15	Nov 7	Detroit	5-1 W
16	Nov 10	Minnesota	2-5 L
17	Nov 13	@ Chicago	2-3 L
18	Nov 14	Calgary	2-5 L
19	Nov 17	@ Ottawa	2-3 L
20	Nov 19	@ Carolina	5-6 L (SO)
21	Nov 21	Washington	2-1 W (SO)
22	Nov 23	NY Islanders	3-4 L (OT)
23	Nov 25	@ Tampa Bay	4-3 W
24	Nov 27	@ Florida	6-4 W
25	Nov 30	Buffalo	0-3 L
26	Dec 1	@ Montreal	3-0 W
27	Dec 3	@ Columbus	6-3 W
28	Dec 5	@ Boston	2-7 L
29	Dec 7	Atlanta	5-2 W
30	Dec 9	NY Islanders	3-2 W
31	Dec 10	@ Boston	2-5 L
32	Dec 12	Washington	6-3 W
33	Dec 14	Ottawa	3-2 W
34	Dec 16	Phoenix	3-6 L
35	Dec 18	@ Buffalo	2-5 L
36	Dec 19	Boston	2-0 W
37	Dec 21	Buffalo	2-3 L (OT)
38	Dec 23	@ NY Islanders	1-3 L
39	Dec 26	@ Montreal	2-3 L (OT)
40	Dec 27	@ Pittsburgh	4-3 W
41	Dec 30	@ Edmonton	1-3 L
42	Jan 2	@ Calgary	1-3 L
43	Jan 5	Florida	3-2 W
44	Jan 6	@ Philadelphia	2-6 L
45	Jan 8	@ Buffalo	2-3 L
46	Jan 9	Pittsburgh	1-4 L
47	Jan 12	Carolina	2-4 L
48	Jan 14	Philadelphia	4-0 W
49	Jan 15	@ Washington	1-6 L
50	Jan 18	@ Nashville	4-3 W
51	Jan 19	@ Atlanta	3-4 L
52	Jan 21	@ Tampa Bay	2-3 L (OT)
53	Jan 23	@ Florida	0-2 L
54	Jan 26	Los Angeles	3-5 L
55	Jan 29	@ New Jersey	4-5 L (OT)
56	Jan 30	Vancouver	3-5 L
57	Feb 2	New Jersey	3-0 W
58	Feb 5	@ New Jersey	3-4 L
59	Feb 6	Ottawa	5-0 W
60	Feb 8	San Jose	2-3 L
61	Feb 12	@ St. Louis	0-4 L
62	Mar 2	@ Carolina	1-5 L*
63	Mar 4	@ Boston	2-3 L (SO)
64	Mar 6	@ Ottawa	2-1 W (SO)
65	Mar 7	@ Philadelphia	1-3 L
66	Mar 9	Boston	4-3 W (OT)
67	Mar 11	Tampa Bay	4-3 W (OT)
68	Mar 13	Edmonton	6-4 W
69	Mar 14	@ NY Islanders	1-4 L
70	Mar 16	@ Ottawa	4-1 W
71	Mar 18	New Jersey	2-1 W (SO)
72	Mar 20	Montreal	3-2 W (SO)
73	Mar 23	Florida	1-4 L
74	Mar 25	@ Atlanta	2-1 W (OT)
75	Mar 27	NY Rangers	3-2 W (OT)
76	Mar 28	@ Pittsburgh	4-5 L (SO)
77	Mar 30	Atlanta	2-3 L
78	Apr 1	Buffalo	4-2 W
79	Apr 3	Boston	1-2 L (OT)
80	Apr 6	Philadelphia	0-2 L
81	Apr 7	@ NY Rangers	1-5 L
82	Apr 10	@ Montreal	4-3 W (OT)



2010-11

(37-34-11 / 85 Points / 4th in Northeast Division)

GENERAL MANAGER: Brian Burke

HEAD COACH: Ron Wilson

CAPTAIN: Dion Phaneuf

PLAYER	POS	GP	G	A	P	+/-	PIM	PP	SH	GW	S
Phil Kessel	R	82	32	32	64	-20	24	12	1	6	325
Clarke MacArthur	L	82	21	41	62	-3	37	6	0	3	154
Mikhail Grabovski	C	81	29	29	58	14	60	10	0	4	239
Nikolai Kulemin	L	82	30	27	57	7	26	5	1	5	173
Tomas Kaberle	D	58	3	35	38	-2	16	0	0	1	99
Kris Versteeg	R	53	14	21	35	-13	29	5	0	0	128
Tyler Bozak	C	82	15	17	32	-29	14	6	1	4	120
Dion Phaneuf	D	66	8	22	30	-2	88	3	0	1	190
Colby Armstrong	R	50	8	15	23	-1	38	0	0	0	69
Luke Schenn	D	82	5	17	22	-7	34	0	0	0	128
Tim Brent	C	79	8	12	20	-4	33	0	1	1	60
Carl Gunnarsson	D	68	4	16	20	-2	14	1	0	1	69
Joffrey Lupul	R	28	9	9	18	-7	19	2	0	1	75
Joey Crabb	R	48	3	12	15	-1	24	0	1	2	51
Darryl Boyce	L	46	5	8	13	8	33	0	0	1	27
Nazem Kadri	C	29	3	9	12	-3	8	0	0	0	51
Francois Beauchemin	D	54	2	10	12	-4	16	0	0	0	76
Mike Komisarek	D	75	1	9	10	-8	86	0	0	0	48
Mike Brown	R	50	3	5	8	1	69	1	0	0	59
Fredrik Sjostrom	L	66	2	3	5	-5	14	0	0	0	62
Brett Lebda	D	41	1	3	4	-14	14	0	0	0	34
John Mitchell	C	23	2	1	3	-7	12	1	0	1	28
Jay Rosehill	L	26	1	2	3	-6	71	0	0	0	12
Colton Orr	R	46	2	0	2	-1	128	0	0	1	14
Keith Aulie	D	40	2	0	2	-1	32	0	0	0	32
Joe Colborne	C	1	0	1	1	1	0	0	0	0	1
Michael Zigomanis	C	8	0	0	1	1	0	4	0	0	7
Matt Lashoff	D	11	0	1	1	1	6	0	0	0	8
Matt Frattin	R	1	0	0	0	-1	0	0	0	0	5
Luca Caputi	L	7	0	0	0	-2	4	0	0	0	8
Korbinian Holzer	D	2	0	0	0	-1	2	0	0	0	1
Christian Hanson	C	6	0	0	0	0	4	0	0	0	2
Marcel Mueller	C	3	0	0	0	0	2	0	0	0	5

PLAYER	GP	W	L	OT	GAA	SV%	SO	G	A	PIM	TOI
James Reimer	37	20	10	5	2.60	.921	3	0	1	2	2,080:09
Jean-Sebastien Giguere	33	11	11	4	2.87	.900	0	0	0	4	1,633:01
Jonas Gustavsson	23	6	13	2	3.29	.890	0	0	0	0	1,242:07

HOME ARENA

Air Canada Centre (Capacity: 18,819)

PLAYOFF RESULT

Out of Playoffs

UNIFORMS



2010-11 Toronto Maple Leafs



2011-12

(35-37-10 / 80 Points / 4th in Northeast Division)

GENERAL MANAGER: Brian Burke

HEAD COACH: Ron Wilson (29-28-7), Randy Carlyle (6-9-3)

CAPTAIN: Dion Phaneuf

PLAYER	POS	GP	G	A	P	+/-	PIM	PP	SH	GW	S
Phil Kessel	R	82	37	45	82	-10	20	10	0	6	295
Joffrey Lupul	L	66	25	42	67	+1	48	8	0	3	191
Mikhail Grabovski	C	74	23	28	51	+0	51	5	0	2	163
Tyler Bozak	C	73	18	29	47	-7	22	4	0	1	109
Dion Phaneuf	D	82	12	32	44	-10	92	7	0	1	202
Clarke MacArthur	L	73	20	23	43	+3	37	3	0	4	148
Tim Connolly	C	70	13	23	36	-14	40	2	0	3	104
Jake Gardiner	D	75	7	23	30	-2	18	1	0	0	79
Nikolai Kulemin	L	70	7	21	28	+2	6	1	0	1	107
John-Michael Liles	D	66	7	20	27	-14	20	4	0	0	106
Joey Crabb	R	67	11	15	26	+1	33	0	2	4	75
Luke Schenn	D	79	2	20	22	-6	62	0	0	0	81
Cody Franson	D	57	5	16	21	-1	22	2	0	0	65
Carl Gunnarsson	D	76	4	15	19	-9	20	0	0	0	89
Matthew Lombardi	C	62	8	10	18	-19	10	0	1	2	101
Matt Frattin	R	56	8	7	15	-4	25	0	0	2	92
David Steckel	C	76	8	5	13	-14	10	1	2	0	79
Nazem Kadri	C	21	5	2	7	+2	8	1	0	1	28
Mike Komisarek	D	45	1	4	5	-13	41	0	0	0	34
Joe Colborne	C	10	1	4	5	+2	4	0	0	0	7
Mike Brown	R	50	2	2	4	-8	74	0	0	0	56
Colby Armstrong	R	29	1	2	3	-8	9	0	0	0	14
Darryl Boyce	C	17	1	1	2	-3	16	0	0	0	12
Keith Aulie	D	17	0	2	2	-2	16	0	0	0	14
Colton Orr	R	5	1	0	1	+1	5	0	0	0	3
Ryan Hamilton	L	2	0	1	1	-1	2	0	0	0	1
Carter Ashton	R	15	0	0	0	-10	13	0	0	0	22
Philippe Dupuis	C	30	0	0	0	-2	16	0	0	0	30
Jay Rosehill	L	31	0	0	0	-4	60	0	0	0	15

PLAYER	GP	W	L	OT	GAA	SV%	SO	G	A	PIM	TOI
Jonas Gustavsson	42	17	17	4	2.92	.902	4	0	1	4	2,300:42
James Reimer	34	14	14	4	3.10	.900	3	0	0	0	1,879:15
Ben Scrivens	12	4	5	2	3.13	.903	0	0	0	4	671:37
Jussi Rynnäs	2	0	1	0	4.24	.825	0	0	0	0	98:54

HOME ARENA

Air Canada Centre (Capacity: 18,819)

PLAYOFF RESULT

Out of Playoffs

UNIFORMS



2011-12 Toronto Maple Leafs

GP	DATE	OPPONENT	RESULT
1	Oct 6	Montreal	2-0 W
2	Oct 8	Ottawa	6-5 W
3	Oct 15	Calgary	3-2 W
4	Oct 17	Colorado	4-3 L (OT)
5	Oct 19	Winnipeg	2-3 L (SO)
6	Oct 20	@ Boston	2-6 L
7	Oct 22	@ Montreal	5-4 W (OT)
8	Oct 24	@ Philadelphia	2-4 L
9	Oct 27	@ NY Rangers	4-2 W
10	Oct 29	Pittsburgh	4-3 W
11	Oct 30	@ Ottawa	2-3 L
12	Nov 2	@ New Jersey	5-3 W
13	Nov 3	@ Columbus	4-1 W
14	Nov 5	Boston	0-7 L
15	Nov 8	Florida	1-5 L
16	Nov 10	@ St. Louis	3-2 W (SO)
17	Nov 12	Ottawa	2-5 L
18	Nov 15	Phoenix	2-3 L (SO)
19	Nov 17	@ Nashville	1-4 L
20	Nov 19	Washington	1-4 W
21	Nov 20	@ Carolina	2-3 L
22	Nov 22	@ Tampa Bay	7-1 W
23	Nov 25	@ Dallas	4-3 W (SO)
24	Nov 27	@ Anaheim	5-2 W
25	Nov 30	Boston	3-6 L
26	Dec 3	@ Boston	1-4 L
27	Dec 5	@ NY Rangers	4-2 W
28	Dec 6	New Jersey	2-3 L (OT)
29	Dec 9	@ Washington	2-4 L
30	Dec 13	Carolina	2-1 W (OT)
31	Dec 16	@ Buffalo	4-5 L
32	Dec 17	Vancouver	3-5 L
33	Dec 19	Los Angeles	2-3 L (SO)
34	Dec 22	Buffalo	3-2 W
35	Dec 23	@ NY Islanders	5-3 W
36	Dec 27	@ Florida	3-5 L
37	Dec 29	@ Carolina	3-4 L (OT)
38	Dec 31	@ Winnipeg	2-3 L
39	Jan 3	Tampa Bay	2-3 W
40	Jan 5	Winnipeg	4-0 W
41	Jan 7	Detroit	4-3 W
42	Jan 10	Buffalo	2-0 W
43	Jan 13	@ Buffalo	2-3 L
44	Jan 14	NY Rangers	0-3 L
45	Jan 17	Ottawa	2-3 L
46	Jan 19	Minnesota	4-1 W
47	Jan 21	Montreal	1-3 L
48	Jan 23	NY Islanders	3-0 W
49	Jan 24	@ NY Islanders	4-3 W (OT)
50	Jan 31	@ Pittsburgh	4-5 L (SO)
51	Feb 1	Pittsburgh	1-0 W
52	Feb 4	@ Ottawa	5-0 W
53	Feb 6	Edmonton	6-3 W
54	Feb 7	@ Winnipeg	1-2 L
55	Feb 9	@ Philadelphia	3-4 L
56	Feb 11	Montreal	0-5 L
57	Feb 14	@ Calgary	1-5 L
58	Feb 15	@ Edmonton	4-3 W (OT)
59	Feb 18	@ Vancouver	2-6 L
60	Feb 21	New Jersey	3-4 L (OT)
61	Feb 23	San Jose	1-2 L
62	Feb 25	Washington	2-4 L
63	Feb 28	Florida	3-5 L
64	Feb 29	@ Chicago	4-5 L
65	Mar 3	@ Montreal	3-1 W
66	Mar 6	Boston	4-5 L
67	Mar 7	@ Pittsburgh	2-3 L
68	Mar 10	Philadelphia	0-1 L (SO)
69	Mar 11	@ Washington	0-2 L
70	Mar 13	@ Florida	2-5 L
71	Mar 15	@ Tampa Bay	3-1 W
72	Mar 17	@ Ottawa	3-1 W
73	Mar 19	@ Boston	0-8 L
74	Mar 20	NY Islanders	2-5 L
75	Mar 23	@ New Jersey	4-3 W (SO)
76	Mar 24	NY Rangers	3-4 L (SO)
77	Mar 27	Carolina	0-3 L
78	Mar 29	Philadelphia	1-7 L
79	Mar 31	Buffalo	4-3 W
80	Apr 3	@ Buffalo	5-6 L (OT)
81	Apr 5	Tampa Bay	3-2 W (OT)
82	Apr 7	@ Montreal	1-4 L



2012-13

(26-17-5 / 57 Points / 3rd in Northeast Division)

GENERAL MANAGER: David Nonis

HEAD COACH: Randy Carlyle

CAPTAIN: Dion Phaneuf

PLAYER	POS	GP	G	A	P	+/-	PIM	PP	SH	GW	S
Phil Kessel	R	48	20	32	52	-3	18	6	0	4	161
Nazem Kadri	C	48	18	26	44	15	23	5	0	1	107
James van Riemsdyk	L	48	18	14	32	-7	26	5	0	3	140
Cody Franson	D	45	4	25	29	4	8	3	0	0	70
Tyler Bozak	C	46	12	16	28	-1	6	4	1	3	61
Dion Phaneuf	D	48	9	19	28	-4	65	3	0	1	88
Nikolai Kulemin	L	48	7	16	23	-5	22	0	0	0	72
Clarke MacArthur	L	40	8	12	20	3	26	2	0	1	62
Joffrey Lupul	L	16	11	7	18	8	12	3	0	3	42
Jay McClement	C	48	8	9	17	0	11	0	0	0	48
Mikhail Grabovski	C	48	9	7	16	-10	24	0	0	1	80
Carl Gunnarsson	D	37	1	14	15	5	14	0	0	0	28
Matt Frattin	R	25	7	6	13	6	4	0	0	3	42
John-Michael Liles	D	32	2	9	11	-1	4	0	0	0	47
Leo Komarov	C	42	4	5	9	-1	18	0	0	3	51
Mark Fraser	D	45	0	8	8	18	85	0	0	0	33
Michael Kostka	D	35	0	8	8	-7	27	0	0	0	49
Frazer McLaren	L	35	3	2	5	0	102	0	0	2	20
Colton Orr	R	44	1	3	4	4	155	0	0	0	13
Jake Gardiner	D	12	0	4	4	0	0	0	0	0	12
Korbinian Holzer	D	22	2	1	3	-12	28	0	0	1	16
Ryan O'Byrne	D	8	1	1	2	4	6	0	0	0	5
Ryan Hamilton	L	10	0	2	2	1	0	0	0	0	6
Mike Brown	R	12	0	1	1	1	70	0	0	0	2
David Steckel	C	13	0	1	1	-2	0	0	0	0	4
Mike Komisarek	D	4	0	0	0	2	2	0	0	0	1
Joe Colborne	C	5	0	0	0	-1	2	0	0	0	4

PLAYER	GP	W	L	OT	GAA	SV%	SO	G	A	PIM	TOI
James Reimer	33	19	8	5	2.46	.924	4	0	1	0	1,856:09
Ben Scrivens	20	7	9	0	2.69	.915	2	0	0	6	1,024:51
Jussi Rynnäs	1	0	0	0	0.00	1.000	0	0	0	0	10:20

HOME ARENA

Air Canada Centre (Capacity: 18,819)

PLAYOFF RESULT

Lost Conference Quarter-Final

UNIFORMS

HOME



AWAY



ALTERNATE



* A lockout of the players by the owners from September 15 to January 6 forced the NHL to reduce the 2012-13 schedule from 82 to 48 games, with teams playing only intra-conference games during the reduced season.



GP	DATE	OPPONENT	RESULT
1	Jan 19	@ Montreal	2-1 W
2	Jan 21	Buffalo	1-2 L
3	Jan 23	@ Pittsburgh	5-2 W
4	Jan 24	NY Islanders	4-7 L
5	Jan 26	NY Rangers	2-5 L
6	Jan 29	@ Buffalo	4-3 W (OT)
7	Jan 31	Washington	3-2 W
8	Feb 2	Boston	0-1 L
9	Feb 4	Carolina	1-4 L
10	Feb 5	@ Washington	3-2 W
11	Feb 7	@ Winnipeg	3-2 W
12	Feb 9	@ Montreal	6-0 W
13	Feb 11	Philadelphia	5-2 W
14	Feb 14	@ Carolina	1-3 L
15	Feb 16	Ottawa	3-0 W
16	Feb 18	@ Florida	3-0 W
17	Feb 19	@ Tampa Bay	2-4 L
18	Feb 21	Buffalo	3-1 W
19	Feb 23	@ Ottawa	2-3 L
20	Feb 25	@ Philadelphia	4-2 W
21	Feb 27	Montreal	2-5 L
22	Feb 28	@ NY Islanders	5-4 W (OT)
23	Mar 4	New Jersey	4-2 W
24	Mar 6	Ottawa	5-4 W
25	Mar 7	@ Boston	2-4 L
26	Mar 9	Pittsburgh	4-5 L (SO)
27	Mar 12	@ Winnipeg	2-5 L
28	Mar 14	Pittsburgh	1-3 L
29	Mar 16	Winnipeg	4-5 L (SO)
30	Mar 20	Tampa Bay	4-2 W
31	Mar 21	@ Buffalo	4-5 L (SO)
32	Mar 23	Boston	3-2 W
33	Mar 25	@ Boston	2-3 L (SO)
34	Mar 26	Florida	3-2 W
35	Mar 28	Carolina	6-3 W
36	Mar 30	@ Ottawa	4-0 W
37	Apr 4	Philadelphia	3-5 L
38	Apr 6	@ New Jersey	2-1 W
39	Apr 8	NY Rangers	4-3 W
40	Apr 10	@ NY Rangers	2-3 L (SO)
41	Apr 13	Montreal	5-1 W
42	Apr 15	New Jersey	2-0 W
43	Apr 16	@ Washington	1-5 L
44	Apr 18	NY Islanders	3-5 L
45	Apr 20	@ Ottawa	4-1 W
46	Apr 24	@ Tampa Bay	2-5 L
47	Apr 25	@ Florida	4-0 W
48	Apr 27	Montreal	1-4 L



Phil Kessel



Four-star flying. With the Best Airline in North America four years running.



Proud partner of the Toronto Maple Leafs



"Toronto Maple Leafs," "Leafs" and associated word marks and logos are trademarks of Maple Leaf Sports & Entertainment Ltd. and are used under licence.

ALL-TIME PLAYER ROSTER



NAME (SEASONS PLAYED)	POS	NO(S)	GP	G	A	PTS	PIM
ACOMB, Doug (69/70)	C	22	2	0	1	1	0
ADAM, Russ (82/83)	C	16	8	1	2	3	11
ADAMS, Jack (17/18 to 18/19; 22/23 to 25/26)	C	-	133	78	31	109	300
ADAMS, Kevyn (97/98 to 99/00)	C	42	58	5	8	13	46
ADAMS, Stewart (32/33)	LW	9	9	0	2	2	0
ALDCORN, Gary (56/57 to 58/59)	LW	21, 22, 26	86	15	18	33	18
ALEXANDER, Claire (74/75 to 76/77)	D	20	123	10	29	39	30
ALLISON, Jason (05/06)	C	41	66	17	43	60	76
ALLISON, Mike (86/87 to 87/88)	LW	8	86	7	19	26	76
ANDERSON, Glenn (91/92 to 93/94)	RW	10, 9	221	63	94	157	267
ANDERSON, John (77/78 to 84/85)	RW	10, 28	534	189	204	393	168
ANDREWS, Lloyd (21/22 to 24/25)	LW	-	53	8	5	13	10
ANDREYCHUK, Dave (92/93 to 95/96)	LW	14	223	120	99	219	194
ANDRUSAK, Greg (99/00)	D	25	9	0	1	1	4
ANTROPOV, Nik (99/00 to 08/09)	RW	80, 11, 9	509	125	166	291	477
APPS, Syl (36/37 to 42/43; 45/46 to 47/48)	C	10, 16	423	201	231	432	56
ARBOUR, Al (61/62 to 63/64; 65/66)	D	3, 18	66	2	7	9	74
ARBOUR, Amos (23/24)	LW	-	21	1	3	4	4
ARBOUR, Jack (28/29)	F	2	10	1	0	1	10
ARMSTRONG, Colby (10/11 to 11/12)	RW	9	79	9	17	26	47
ARMSTRONG, George (49/50; 51/52 to 70/71)	RW	10, 15, 20	1187	296	417	713	721
ARMSTRONG, Murray (37/38 to 38/39)	C	17	12	0	1	1	0
ARMSTRONG, Norm (62/63)	D	18	7	1	1	2	2
ARMSTRONG, Tim (88/89)	C	8	11	1	0	1	6
ARUNDEL, John (49/50)	D	25	3	0	0	0	9
ASHBY, Don (75/76 to 78/79)	C	8, 9, 20	141	26	40	66	34
ASHTON, Carter (11/12)	RW	37	15	0	0	0	13
AUBIN, Normand (81/82 to 82/83)	C	24, 35	69	18	13	31	30
AUGUSTA, Patrik (93/94)	RW	24	2	0	0	0	0
AULIE, Keith (09/10 to 11/12)	D	59	57	2	2	4	48
BACKOR, Peter (44/45)	D	14	36	4	5	9	6
BAILEY, Bob (53/54 to 55/56)	RW	17, 18, 20, 21, 23	86	6	9	15	128
BAILEY, Irvine (Ace) (26/27 to 33/34)	RW	6, 12, 8	313	111	82	193	472
BAILEY, Reid (82/83)	D	4, 33	1	0	0	0	2
BAKER, Jamie (96/97 to 97/98)	C	16	71	8	13	21	38
BALDWIN, Doug (45/46)	D	19	15	0	1	1	6
BALFOUR, Earl (51/52; 53/54; 55/56; 57/58)	LW	16, 22, 23, 24, 25	80	14	6	20	48
BARBE, Andre (50/51)	RW	14	1	0	0	0	2
BARILKO, Bill (46/47 to 50/51)	D	5, 19, 21	252	26	36	62	456
BATHGATE, Andy (63/64 to 64/65)	RW	9	70	19	44	63	42
BATTAGLIA, Bates (06/07 to 07/08)	LW	33	95	12	19	31	52
BAUMGARTNER, Ken (91/92 to 95/96)	LW/D	8, 22	200	7	7	14	520
BAUN, Bob (56/57 to 66/67; 70/71 to 72/73)	D	21, 26	739	29	140	169	1155
BEAUCHEMIN, Francois (09/10 to 10/11)	D	22	136	7	31	38	49
BELAK, Wade (00/01 to 07/08)	D/RW	3, 2	318	7	17	24	763
BELANGER, Alain (77/78)	RW	18	9	0	1	1	6
BELANGER, Ken (94/95)	LW	43	3	0	0	0	9
BELL, Brendan (05/06 to 06/07)	D	36	1	0	0	0	0
BELL, Mark (07/08)	LW	9	35	4	6	10	60
BELLEFEUILLE, Pete (25/26 to 26/27)	RW	10	67	14	2	16	34
BENNING, Jim (81/82 to 86/87)	D	3, 15	364	37	136	173	289
BENTLEY, Max (47/48 to 52/53)	C	7	354	122	134	256	136
BERARD, Bryan (98/99 to 99/00)	D	34	102	8	41	49	64
BEREHOWSKY, Drake (90/91 to 94/95; 03/04)	D	29, 24, 55	133	7	28	35	181
BEREZIN, Sergei (96/97 to 00/01)	LW	94	357	126	94	220	34
BERG, Aki (00/01 to 05/06)	D	8	325	10	32	42	172
BERG, Bill (92/93 to 95/96)	LW	10	196	21	21	42	206
BERUBE, Craig (91/92)	LW	16	40	5	7	12	109
BIALOWAS, Frank (93/94)	LW	36	3	0	0	0	12
BIONDA, Jack (55/56)	D	22	13	0	1	1	18
BLAIR, Andy (28/29 to 35/36)	C	5, 11, 12	358	74	83	157	290
BLAIR, Charles (48/49)	RW	14, 22	1	0	0	0	0
BLAIR, George (Dusty) (50/51)	C	14	2	0	0	0	0
BLAISDELL, Mike (87/88 to 88/89)	RW	22	27	4	2	6	6
BLAKE, Jason (07/08 to 09/10)	LW	55	216	50	91	141	94
BLAKE, Mickey (35/36)	D	3, 20	8	0	0	0	2
BODNAR, Gus (43/44 to 46/47)	C	8, 21	187	48	105	153	60
BOESCH, Garth (46/47 to 49/50)	D	5, 18	197	9	28	37	205

ALL-TIME PLAYER ROSTER



NAME (SEASONS PLAYED)	POS	NO(S)	GP	G	A	PTS	PIM
BOHONOS, Lonny (97/98 to 99/00)	C	16	13	6	3	9	8
BOIMISTRUCK, Fred (81/82 to 82/83)	D	11	83	4	14	18	45
BOISVERT, Serge (82/83)	RW	12	17	0	2	2	4
BOIVIN, Leo (51/52 to 54/55)	D	16, 18, 19, 21	137	3	20	23	186
BOLL, Frank (Buzz) (33/34 to 38/39)	LW	8, 17	213	61	39	100	69
BOLTON, Hugh (49/50 to 56/57)	D	4, 19, 20, 23	235	10	51	61	221
BOOTHMAN, George (42/43 to 43/44)	RW	14, 16	58	17	19	36	18
BORSCHESKY, Nikolai (92/93 to 94/95)	RW	16	142	48	65	113	38
BOSCHMAN, Laurie (79/80 to 81/82)	C	12	187	39	70	109	406
BOUDREAU, Bruce (76/77 to 82/83)	C	12, 19, 35, 11, 17, 28	134	27	42	69	44
BOURGAULT, Leo (26/27)	D	8, 16	22	0	0	0	44
BOUTETTE, Pat (75/76 to 79/80)	RW	15	349	59	82	141	520
BOYCE, Darryl (07/08, 10/11 to 11/12)	C	50, 47	64	6	9	15	49
BOYER, Wally (65/66)	C	15, 18	46	4	17	21	23
BOZAK, Tyler (09/10 to present)	C	42	238	53	81	134	48
BRADLEY, Brian (90/91 to 91/92)	C	44	85	10	32	42	68
BRENNEMAN, John (66/67)	LW	24	41	6	4	10	4
BRENT, Tim (09/10 to 10/11)	C	37	80	8	12	20	33
BREWER, Carl (57/58 to 64/65; 79/80)	D	2, 18, 28, 25	473	19	136	155	917
BRINDLEY, Doug (70/71)	C	17	3	0	0	0	0
BRITZ, Greg (83/84 to 84/85)	RW	16, 32	7	0	0	0	4
BROSSART, Willy (73/74 to 74/75)	D	25	21	0	1	1	22
BROTEN, Aaron (90/91)	LW	21	27	6	4	10	32
BROWN, Arnie (61/62; 63/64)	D	16, 22	6	0	0	0	6
BROWN, Jeff (97/98)	D	33	19	1	8	9	10
BROWN, Mike (09/10 to 12/13)	RW	18	112	5	8	13	213
BRUBAKER, Jeff (84/85 to 85/86)	LW	23	89	8	4	12	276
BRYDGE, Bill (26/27)	D	3	41	6	3	9	76
BRYDSON, Gord (29/30)	F	14	8	2	0	2	8
BUCHANAN, Al (48/49 to 49/50)	LW	24, 25	4	0	1	1	2
BULLARD, Mike (91/92)	C/LW	22	65	14	14	28	42
BUREGA, Bill (55/56)	D	20	4	0	1	1	4
BURROWS, Dave (78/79 to 80/81)	D	26	151	5	27	32	72
BUTCHER, Garth (94/95)	D	2	45	1	7	8	59
BUTLER, Jerry (77/78 to 79/80)	RW	17	204	24	22	46	130
BYERS, Mike (67/68 to 68/69)	RW	24	15	2	2	4	2
CAFFERY, Jack (54/55)	C	25	3	0	0	0	0
CAHAN, Larry (54/55 to 55/56)	D	20	79	0	8	8	110
CAIN, Francis (25/26)	D	-	23	0	0	0	8
CAMERON, Harry (17/18 to 18/19; 19/20; 20/21 to 22/23)	D	-	105	71	45	116	127
CAPUANO, Jack (89/90)	D	26	1	0	0	0	0
CAPUTI, Luca (09/10 to 10/11)	LW	33	35	3	6	9	20
CAREY, George (23/24)	RW	-	4	0	0	0	0
CARLETON, Wayne (65/66 to 69/70)	LW	12, 25	91	10	16	26	60
CARLYLE, Randy (76/77 to 77/78)	D	23, 28	94	2	16	18	82
CARR, Red (43/44)	LW	14	5	0	1	1	4
CARR, Lorne (41/42 to 45/46)	RW	9	236	105	121	226	37
CARRIERE, Larry (79/80)	D	3	2	0	1	1	0
CARSON, William (26/27 to 28/29)	F	5, 15	96	43	18	61	122
CERESINO, Ray (48/49)	F	16	12	1	1	2	2
CHAMBERLAIN, Murph (37/38 to 39/40)	C/LW	8, 14	131	19	45	64	146
CHAMPAGNE, Andre (62/63)	LW	18	2	0	0	0	0
CHASE, Kelly (96/97 to 97/98)	RW	39	2	0	0	0	27
CHISHOLM, Lex (39/40 to 40/41)	C	9, 22	54	10	8	18	19
CHURCH, Jack (38/39 to 41/42)	D	16, 19, 20	72	1	11	12	114
CIMETTA, Rob (90/91 to 91/92)	LW	34, 14	49	6	7	13	33
CLANCY, Frank (King) (30/31 to 36/37)	D	7, 5	286	52	78	130	383
CLANCY, Terry (68/69 to 69/70; 72/73)	RW	7, 21	86	6	6	12	37
CLARK, Wendel (85/86 to 93/94; 95/96 to 97/98; 99/00)	LW	17	608	260	181	441	1535
CLEGHORN, Sprague (20/21)	D	-	13	3	5	8	31
COLAIACOVO, Carlo (02/03 to 08/09)	D	8, 45	111	12	21	33	57
COLBORNE, Joe (10/11 to present)	C	32	16	1	5	6	6
CONACHER, Brian (61/62; 65/66 to 67/68)	LW	17, 18, 22	133	25	27	52	80
CONACHER, Charlie (29/30 to 37/38)	RW	9, 6	326	200	124	324	411
CONACHER, Pete (57/58)	LW	16	5	0	1	1	5
CONNOLLY, Tim (11/12)	C	12	70	13	23	36	40
CONVERY, Brandon (95/96 to 96/97)	C	12	50	7	10	17	24
COOPER, David (96/97 to 97/98; 00/01)	D	42, 33	30	3	7	10	24

ALL-TIME PLAYER ROSTER



NAME (SEASONS PLAYED)	POS	NO(S)	GP	G	A	PTS	PIM
COPP, Robert (42/43/50/51).....	D	2, 14	40	3	9	12	26
CORBEAU, Bert (23/24 to 26/27).....	D	2	131	18	19	37	338
CORRIGAN, Charlie (37/38).....	RW	19	3	0	0	0	0
CORSON, Shayne (00/01 to 02/03).....	LW	27	197	27	47	74	358
COSTELLO, Les (48/49).....	LW	15, 22	15	2	3	5	11
COSTELLO, Rich (83/84/85/86).....	C	8, 16	12	2	2	4	2
COTCH, Charlie (24/25).....	LW	-	5	0	0	0	0
COTE, Sylvain (97/98 to 99/00).....	D	3	94	8	31	39	34
COTTON, Harold (Baldy) (28/29 to 34/35).....	LW	8, 11, 14	285	68	88	156	252
COUGHLIN, Jack (17/18).....	RW	-	5	2	0	2	3
COURTNALL, Russ (83/84 to 88/89).....	C	9, 16, 26	309	90	128	218	243
COX, Dan (26/27 to 29/30).....	LW	6, 7	116	22	19	41	63
CRABB, Joey (10/11 to 11/12).....	RW	46	115	14	27	41	57
CRAIG, Mike (94/95 to 96/97).....	RW	9	172	20	30	50	116
CRAIGHEAD, John (96/97).....	RW	44	5	0	0	0	10
CRAWFORD, Rusty (17/18 to 18/19).....	LW	-	26	8	6	14	102
CREIGHTON, Dave (54/55/58/59 to 59/60).....	C	11, 22, 23	62	6	15	21	16
CROSS, Cory (99/00 to 01/02).....	D	4	162	10	25	35	168
CROZIER, Joe (59/60).....	D	23	5	0	3	3	2
CULLEN, Barry (55/56 to 58/59).....	RW	19	164	28	43	71	88
CULLEN, Brian (54/55 to 58/59).....	C	14, 16, 18, 22, 27	220	37	60	97	80
CULLEN, John (92/93 to 93/94).....	C	19	100	26	45	71	120
CURRAN, Brian (87/88 to 90/91).....	D	28	130	3	14	17	512
CZERKAWSKI, Mariusz (05/06).....	R	21	19	4	1	5	6
DAHL, Kevin (98/99).....	D	4	3	0	0	0	2
DALLMAN, Marty (87/88).....	C	35, 15	6	0	1	1	0
DAMPHOUSSE, Vincent (86/87 to 90/91).....	LW	10	394	118	211	329	262
DAoust, Dan (82/83 to 89/90).....	C	24	518	87	166	253	540
DARRAGH, Harold (31/32 to 32/33).....	F	16	67	6	12	18	6
DAVIDSON, Bob (34/35 to 45/46).....	L/RW	4, 5, 17, 18	491	94	160	254	398
DAVIS, Kim (80/81).....	C	18	2	0	0	0	4
DAWES, Bob (46/47/48/49 to 49/50).....	D	21, 23, 25	17	2	2	4	2
DAY, Clarence (Hap) (24/25 to 36/37).....	D	4, 3	538	86	113	199	587
DeBLOIS, Lucien (90/91 to 91/92).....	RW	27	92	18	23	41	69
DeGRAY, Dale (87/88).....	D	3	56	6	18	24	63
DeMARCO, Ab (42/43).....	C	17	4	0	1	1	0
DEMPSEY, Nathan (96/97 to 01/02).....	D	43	48	2	12	14	8
DENNENY, Corbett (17/18 to 22/23; 26/27).....	RW	5	135	98	41	139	130
DENOIRD, Gerry (22/23).....	C	-	17	0	1	1	0
DERLAGO, Bill (79/80 to 85/86).....	C	19	378	158	176	334	179
DEVEAUX, Andre (08/09 to 09/10).....	C	56	22	0	1	1	75
DEVEREAUX, Boyd (06/07 to 08/09).....	C	22	118	21	27	48	38
DICKENS, Ernie (41/42/45/46).....	D	16, 23	25	3	5	8	12
DIDUCK, Gerald (99/00).....	D	2	26	0	3	3	33
DiPIETRO, Paul (94/95 to 95/96).....	C	25	32	5	5	10	10
DOMI, Tie (89/90; 94/95 to 05/06).....	R	40, 8, 28	777	84	112	196	2265
DORATY, Ken (32/33 to 34/35).....	F	15	83	15	25	40	22
DOREY, Jim (68/69 to 71/72).....	D	8	231	25	74	99	553
DOUGLAS, Kent (62/63 to 66/67).....	D	19	283	20	65	85	408
DOWNIE, David (32/33).....	C	11, 17	11	0	1	1	2
DRAPER, Bruce (62/63).....	F	17	1	0	0	0	0
DRILLON, Gord (36/37 to 41/42).....	LW	12, 21	262	127	117	244	42
DRUKEN, Harold (02/03 to 03/04).....	C	23, 18	14	0	6	6	4
DUFF, Dick (54/55 to 63/64).....	LW	9, 17	582	174	165	339	535
DUNCAN, Art (27/28 to 30/31).....	D	4, 11	122	15	14	29	199
DUNDAS, Rocky (89/90).....	RW	34	5	0	0	0	14
DUNLAP, Frank (43/44).....	F	20	15	0	1	1	2
DUNN, Dave (74/75 to 75/76).....	D	4	115	3	19	22	226
DUPERE, Denis (70/71 to 73/74).....	LW	15, 17	192	29	44	73	26
DUPONT, Jerome (86/87).....	D	2	13	0	0	0	23
DUPUIS, Philippe (11/12).....	C	11	30	0	0	0	16
DURIS, Vitezslav (80/81/82/83).....	D	23, 24	89	3	20	23	62
DYE, Cecil (Babe) (19/20; 20/21 to 25/26; 30/31).....	RW	6	177	173	42	215	190
EAKINS, Dallas (98/99).....	D	2	18	0	2	2	24
EARL, Robbie (07/08).....	LW	52	9	0	1	1	0
EASTWOOD, Mike (91/92 to 94/95).....	C	21, 32	111	14	23	37	85
ECCLESTONE, Tim (73/74 to 74/75).....	LW	16	51	10	15	25	32
EDMUNDSON, Garry (Duke) (59/60 to 60/61).....	LW	25	42	4	6	10	47

ALL-TIME PLAYER ROSTER



NAME (SEASONS PLAYED)	POS	NO(S)	GP	G	A	PTS	PIM
EHMAN, Gerry (58/59 to 60/61; 63/64).....	RW	8, 17	123	26	31	57	40
ELLETT, Dave (90/91 to 96/97).....	D	4	446	51	172	223	371
ELLIS, Ron (63/64 to 74/75; 77/78 to 80/81).....	RW	6, 8, 11	1034	332	308	640	207
ERIKSSON, Anders (01/02 to 02/03).....	D	44	38	0	2	2	12
ESAU, Leonard (91/92).....	D	36	2	0	0	0	0
EVANS, Chris (69/70).....	D	26	2	0	0	0	0
EVANS, Daryl (86/87).....	LW	3	2	1	0	1	0
EVANS, Paul (76/77 to 77/78).....	C	17, 28, 29	11	1	1	2	21
EXELBY, Garnet (09/10).....	D	3, 7	51	1	3	4	73
EZINICKI, Bill (44/45 to 49/50).....	RW	12, 16, 17	271	56	79	135	525
FAIRCHILD, Kelly (95/96 to 96/97).....	C	40, 7	23	0	3	3	4
FARKAS, Jeff (00/01 to 01/02).....	RW	19, 20	8	0	2	2	6
FARRISH, Dave (79/80 to 80/81/82/83 to 83/84).....	D	23, 28	209	11	69	80	215
FAULKNER, Alex (61/62).....	C	8	1	0	0	0	0
FAUSS, Ted (86/87 to 87/88).....	D	2, 34	28	0	2	2	15
FENTON, Paul (90/91).....	LW	16	30	5	10	15	0
FERGUS, Tom (85/86 to 91/92).....	C	19	357	118	179	297	324
FERGUSON, George (72/73 to 77/78).....	C	10	359	57	110	167	236
FINGER, Jeff (08/09 to 09/10).....	D	4	105	8	25	33	63
FINNIGAN, Frank (31/32/34/35 to 36/37).....	RW	12, 20	154	14	26	40	61
FISHER, Alvin (24/25).....	RW	-	9	1	0	1	4
FITZGERALD, Tom (02/03 to 03/04).....	RW	12	135	11	23	34	109
FLAMAN, Fern (50/51 to 53/54).....	D	3, 12	228	4	27	31	368
FLETT, Bill (74/75).....	RW	19	77	15	25	40	38
FOLEY, Gerry (54/55).....	RW	11	4	0	0	0	8
FOLIGNO, Mike (90/91 to 93/94).....	RW	15, 71	129	27	20	47	203
FORSEY, Jack (42/43).....	F	17	19	7	9	16	10
FORTIER, Dave (72/73).....	D	22	23	1	4	5	63
FOSTER, Alex (07/08).....	C	32	3	0	0	0	0
FOWLER, Jim (36/37 to 38/39).....	D	3	135	18	29	47	39
FRANCESCHETTI, Lou (89/90 to 90/91).....	RW	15	96	22	16	38	157
FRANCIS, Ron (03/04).....	C	10	12	3	7	10	0
FRANCO, Cody (11/12 to present).....	D	4	102	9	41	50	98
FRASER, Mark (12/13 to present).....	D	45	45	0	8	8	85
FRATTIN, Matt (10/11 to 12/13).....	RW	39	82	15	13	28	29
FROGREN, Jonas (08/09).....	D	24	41	1	6	7	28
FRYCER, Miroslav (81/82 to 87/88).....	RW	14	329	115	153	268	374
GAGNE, Paul (88/89).....	LW	18, 41	16	3	2	5	6
GAGNER, Dave (95/96).....	C	15	28	7	15	22	59
GAMACHE, Simon (07/08).....	LW	39	11	2	2	4	6
GAMBLE, Dick (65/66 to 66/67).....	LW	9	3	1	0	1	0
GARDINER, Jake (11/12 to present).....	D	51	87	7	27	34	18
GARDNER, Cal (48/49 to 51/52).....	C	17	219	58	95	153	129
GARDNER, Paul (78/79 to 79/80).....	C	18	56	18	15	33	10
GARIEPY, Ray (55/56).....	D	2	1	0	0	0	4
GARLAND, Scott (75/76 to 76/77).....	C	25	85	13	23	36	91
GARTNER, Mike (93/94 to 95/96).....	RW	11	130	53	33	86	62
GAVEY, Aaron (02/03 to 03/04).....	C	10	5	0	1	1	0
GAVIN, Stewart (80/81 to 84/85).....	LW	9, 17	268	34	48	82	214
GIBSON, John (81/82).....	D	23	27	0	2	2	67
GILL, Hal (06/07 to 07/08).....	D	25	145	8	32	40	143
GILL, Todd (84/85 to 95/96).....	D	3, 11, 23, 29	639	59	210	269	922
GILMOUR, Doug (91/92 to 96/97; 02/03).....	C	93	393	131	321	452	386
GINGRAS, Gaston (82/83 to 84/85).....	D	11	109	17	40	57	26
GIRARD, Ken (56/57 to 57/58/59/60).....	RW	27	7	0	1	1	2
GLENNIE, Brian (69/70 to 77/78).....	D	24	554	12	98	110	599
GODDEN, Ernie (81/82).....	C	18	5	1	1	2	6
GODYNYUK, Alexander (90/91 to 91/92).....	D	93	49	3	9	12	75
GOLDHAM, Bob (41/42/45/46 to 46/47).....	D	2, 14, 17	79	12	22	34	79
GOLDUP, Hank (39/40 to 42/43).....	LW	20, 23	99	29	34	63	28
GORMAN, Ed (27/28).....	D	3	19	0	1	1	30
GOVEDARIS, Chris (93/94).....	LW	8	12	2	2	4	14
GRABOVSKI, Mikhail (08/09 to 12/13).....	C	84	340	91	117	208	237
GRACIE, Bob (30/31 to 32/33).....	LW	14	104	26	23	49	60
GRAHAM, Pat (83/84).....	LW	23	41	4	4	8	65
GRAY, Alex (28/29).....	RW	9	7	0	0	0	2
GREEN, Travis (01/02 to 02/03; 06/07).....	C	39	181	23	35	58	149
GREIG, Mark (93/94).....	RW	11	13	2	2	4	10

ALL-TIME PLAYER ROSTER



NAME (SEASONS PLAYED)	POS	NO(S)	GP	G	A	PTS	PIM
GRISDALE, John (72/73;74/75)	D	3	51	1	7	8	80
GROSS, Lloyd (26/27)	LW	11	16	1	1	2	0
GUNNARSSON, Carl (09/10 to present)	D	36	187	11	43	54	44
GUSTAFSSON, Per (97/98)	D	24	22	1	4	5	10
HAGGERTY, Sean (95/96)	LW	52	1	0	0	0	0
HAGMAN, Niklas (08/09 to 09/10)	RW	9	120	42	33	75	27
HALDERSON, Harold (26/27)	D	14	26	1	2	3	36
HALKIDIS, Bob (91/92)	D	33	46	3	3	6	145
HAMEL, Hap (30/31)	F	14	2	0	0	0	4
HAMILTON, Jack (42/43 to 43/44; 45/46)	C	15, 17, 19, 22	138	31	48	79	76
HAMILTON, Jeff (08/09)	RW	51	15	3	3	6	4
HAMILTON, Reg (35/36 to 44/45)	D	3, 5, 20, 22	366	20	77	97	379
HAMILTON, Ryan (11/12 to 12/13)	LW	48	12	0	3	3	2
HAMMARSTROM, Inge (73/74 to 77/78)	LW	11	292	85	82	167	80
HAMMOND, Ken (88/89)	D	29	14	0	2	2	12
HAMPSON, Ted (59/60)	C	14	41	2	8	10	17
HANNAN, Dave (89/90 to 91/92)	C	9	148	19	34	53	153
HANNIGAN, Gord (52/53 to 55/56)	C	17, 22, 23	161	29	31	60	117
HANNIGAN, Pat (59/60)	RW	23	1	0	0	0	0
HANNIGAN, Ray (48/49)	F	16	3	0	0	0	2
HANSON, Christian (08/09 to 10/11)	C	20	42	3	6	9	22
HARLOCK, David (93/94 to 95/96)	D	28,38	8	0	0	0	0
HARRIS, Bill (55/56 to 64/65)	C	15	610	106	181	287	187
HARRIS, Billy (81/82 to 83/84)	RW	16	146	20	29	49	44
HARRIS, Duke (67/68)	RW	17	4	0	0	0	0
HARRISON, Jay (05/06 to 06/07; 08/09)	D	43	20	0	2	2	18
HARRISON, Jim (69/70 to 71/72)	C	7, 12	175	39	47	86	248
HASSARD, Bob (49/50 to 50/51; 52/53 to 53/54)	C	17, 20, 25	109	9	28	37	18
HAWKINS, Todd (91/92)	RW	8	2	0	0	0	0
HEALEY, Paul (01/02 to 02/03)	RW	26	65	6	14	20	14
HEDIN, Pierre (03/04)	D	3	3	0	1	1	0
HEFFERNAN, Frank (19/20)	D	-	19	0	1	1	10
HENDERSON, Paul (67/68 to 73/74)	LW	19	408	162	156	318	166
HENDRICKSON, Darby (94/95 to 95/96; 96/97 to 98/99)	C/LW	37, 16, 14	233	27	20	47	195
HERBERTS, Jim (27/28)	F	7	43	15	4	19	64
HERON, Bob (Red) (38/39 to 40/41)	C	16, 17, 18	83	20	17	37	24
HEWARD, Jamie (95/96 to 96/97)	D	36, 26	25	1	4	5	6
HICKEY, Pat (79/80 to 81/82)	LW	15, 16	118	38	49	87	65
HIGGINS, Paul (81/82 to 82/83)	RW	17, 29	25	0	0	0	152
HILL, Mel (42/43 to 45/46)	RW	8	146	49	61	110	77
HILLMAN, Larry (60/61 to 67/68)	D	2, 16, 22	265	13	75	88	185
HINSE, Andre (67/68)	LW	23	4	0	0	0	0
HODGSON, Dan (85/86)	C	16	40	13	12	25	12
HOGLUND, Jonas (99/00 to 02/03)	LW	14	325	78	106	184	62
HOGUE, Benoit (94/95 to 95/96)	C/RW	28, 32, 33	56	15	28	43	68
HOLDEN, Josh (02/03 to 03/04)	C	9	6	1	0	1	2
HOLLETT, Bill (Flash) (33/34 to 35/36)	D	3, 15	63	11	20	31	50
HOLLWEG, Ryan (08/09)	LW	44	25	0	2	2	38
HOLWAY, Albert (23/24 to 25/26)	D	-	42	3	2	5	20
HOLZER, Korbinian (10/11, 12/13 to present)	D	55	24	2	1	3	30
HOPKINS, Larry (77/78)	LW	12	2	0	0	0	0
HORNE, George (28/29)	F	8	39	9	3	12	32
HORNER, Reginald (Red) (28/29 to 39/40)	D	2, 11, 15	490	42	110	152	1264
HORTON, Tim (49/50;51/52 to 69/70)	D	7, 16, 20	1185	109	349	458	1389
HORVATH, Bronco (62/63)	C	17	9	0	4	4	12
HOTHAM, Greg (79/80 to 81/82)	D	2, 4, 8	60	4	11	15	21
HOUSLEY, Phil (02/03)	D	96	1	0	0	0	2
HOWARD, Jack (36/37)	D	21	2	0	0	0	0
HOWE, Syd (31/32)	C	3, 15	3	0	0	0	0
HUARD, Roland (30/31)	F	9	1	1	0	1	0
HUBICK, Greg (75/76)	D	19	72	6	8	14	10
HUDSON, Mike (95/96)	C	15	27	2	0	2	29
HURST, Ron (55/56 to 56/57)	RW	21, 22	64	9	7	16	70
HUTCHISON, Dave (78/79 to 79/80;83/84)	D	23, 33	157	5	24	29	400
IAFRATE, Al (84/85 to 90/91)	D	33	472	81	169	250	546
IHNACAK, Miroslav (85/86 to 86/87)	LW	27	55	8	9	17	39
IHNACAK, Peter (82/83 to 89/90)	C	18, 15	417	102	165	267	175

ALL-TIME PLAYER ROSTER



NAME (SEASONS PLAYED)	POS	NO(S)	GP	G	A	PTS	PIM
IMLACH, Brent (65/66 to 66/67)	F	9, 24	3	0	0	0	0
INGOLDSBY, Jack (42/43 to 43/44)	RW	11, 20	29	5	1	6	15
INTRANUOVO, Ralph (96/97)	C	20	3	0	1	1	0
IRWIN, Brayden (09/10)	C	44	2	0	0	0	0
JACKMAN, Ric (02/03 to 03/04)	D	55	71	2	6	8	54
JACKSON, Art (34/35 to 36/37;44/45)	C	15, 16, 17, 18, 20	113	17	31	48	26
JACKSON, Harvey (Busher) (29/30 to 38/39)	LW	9, 11, 17	434	186	165	351	342
JACKSON, Jeff (84/85 to 86/87)	LW	12, 25	77	9	10	19	90
JACKSON, Stan (21/22 to 24/25)	LW	-	26	1	1	2	6
JACOBS, Paul (18/19)	D	-	1	0	0	0	0
JAMES, Gerry (54/55 to 57/58;59/60)	RW	11, 16, 19	149	14	26	40	257
JAMES, Val (86/87)	LW	28	4	0	0	0	14
JARRETT, Gary (60/61)	LW	24	1	0	0	0	0
JARRY, Pierre (71/72 to 73/74)	LW	8	103	24	30	54	65
JARVIS, James (Bud) (36/37)	LW	17	24	1	0	1	0
JARVIS, Wes (84/85 to 87/88)	C	11, 12, 32	29	1	1	2	4
JEFFREY, Larry (65/66 to 66/67)	LW	15, 22	76	12	18	30	49
JENKINS, Roger (30/31)	D	12	21	0	0	0	12
JENNINGS, Grant (94/95)	D	3	10	0	2	2	7
JOHANSEN, Bill (49/50)	C	21	1	0	0	0	0
JOHANSEN, Trevor (77/78 to 78/79;81/82)	D	2, 4	132	4	21	25	134
JOHANSSON, Calle (03/04)	D	9	8	0	6	6	0
JOHNSON, Craig (03/04)	LW	33	10	1	1	2	6
JOHNSON, Danny (69/70)	C	22	1	0	0	0	0
JOHNSON, Mike (96/97 to 99/00)	RW	20	226	48	72	120	86
JOHNSON, Terry (86/87)	D	20, 34	48	0	1	1	104
JOHNSTON, Greg (90/91 to 91/92)	RW	16	4	0	1	1	5
JOHNSTONE, Ross (43/44 to 44/45)	D	12	42	5	4	9	14
JONES, Buck (42/43)	D	14	16	0	0	0	22
JONES, Jim (77/78 to 79/80)	C	16	148	13	18	31	68
JONSSON, Kenny (94/95 to 95/96)	D	19	89	6	29	35	38
JOYAL, Ed (65/66)	C	24	14	0	2	2	2
JUZDA, Bill (48/49 to 51/52)	D	18	211	3	29	32	220
KABERLE, Tomas (98/99 to 10/11)	D	15	878	83	437	520	246
KADRI, Nazem (09/10 to present)	C	43	99	26	37	63	39
KAMPMAN, Rudolph (Bingo) (37/38 to 41/42)	D	7, 17, 20	189	14	30	44	287
KARPOVTSEV, Alexander (98/99 to 99/00)	D	52	125	5	39	44	106
KASZYCKI, Mike (79/80 to 80/81; 82/83)	C	14, 16, 20	53	5	19	24	22
KEELING, Butch (26/27 to 27/28)	LW	8, 10	73	21	8	29	81
KEENAN, Larry (61/62)	LW	8	2	0	0	0	0
KEHOE, Rick (71/72 to 73/74)	RW	16, 17	184	59	72	131	32
KELLY, Leonard (Red) (59/60 to 66/67)	C	4	470	119	232	351	74
KELLY, Pep (34/35 to 39/40)	F	5, 9, 15, 16	230	55	46	101	98
KEMP, Stanley (48/49)	D	16	1	0	0	0	2
KENDALL, William (36/37)	F	24	15	2	4	6	4
KENNEDY, Forbes (68/69)	C	22	13	0	3	3	24
KENNEDY, Mike (97/98)	C	39	13	0	1	1	14
KENNEDY, Ted (42/43 to 54/55;56/57)	C	9, 10, 12, 20	696	231	329	560	432
KEON, Dave (60/61 to 74/75)	C	14	1062	365	493	858	75
KESSEL, Phil (09/10 to present)	RW	81	282	119	134	253	83
KHAVANOV, Alexander (05/06)	D	25	64	6	6	12	60
KHRISTICH, Dmitri (99/00 to 00/01)	RW	19, 8	80	15	24	39	32
KILGER, Chad (03/04 to 07/08)	LW	18	219	42	33	75	141
KILREA, Hec (33/34 to 34/35)	LW	12	89	21	26	47	31
KING, Derek (97/98 to 99/00)	LW	7	161	45	53	98	65
KING, Kris (97/98 to 99/00)	LW	12	188	7	9	16	359
KIRTON, Mark (79/80 to 80/81)	C	20	13	1	0	1	2
KITCHEN, Bill (84/85)	D	26	29	1	4	5	27
KLEE, Ken (03/04 to 05/06)	D	22	122	7	37	44	102
KLUKAY, Joe (46/47 to 51/52;54/55 to 55/56)	LW	8, 17, 19	416	76	94	170	138
KNOX, Paul (54/55)	RW	11	1	0	0	0	0
KOHN, Ladislav (98/99)	RW	39	16	1	3	4	4
KOLEGAR, Mark (95/96 to 96/97)	RW	37	28	2	2	4	14
KOMAROV, Leo (12/13)	F	47	42	4	5	9	18
KOMISAREK, Mike (09/10 to 12/13)	D	8	158	2	17	19	169
KONDRATIEV, Maxim (03/04)	D	34	7	0	0	0	2
KORDIC, John (88/89 to 90/91)	RW	27	104	10	6	16	446

ALL-TIME PLAYER ROSTER



NAME (SEASONS PLAYED)	POS	NO(S)	GP	G	A	PTS	PIM
KORN, Jim (81/82 to 84/85)	LW/D	20	197	26	43	69	708
KOROLEV, Igor (97/98 to 00/01)	C/LW	22	297	60	101	161	118
KOSTKA, Mike (12/13)	D	53	35	0	8	8	27
KOTSOPoulos, Chris (85/86 to 88/89)	D	26	182	11	37	48	22
KOZAK, Les (61/62)	F	8	12	1	0	1	2
KRAFTCHECK, Steve (58/59)	D	4	8	1	0	1	0
KRONWALL, Staffan (05/06, 07/08)	D	44	52	0	1	1	21
KRUSHELNYSKI, Mike (90/91 to 93/94)	C	26	269	50	63	113	210
KUBINA, PAVEL (06/07 to 08/09)	D	31, 73, 77	215	32	69	101	258
KUDASHOV, Alexei (93/94)	C	20	25	1	0	1	4
KULEMIN, Nikolai (08/09 to present)	LW	41	351	75	100	175	88
KURTENBACH, Orland (65/66)	C	25	70	9	6	15	54
KURVERS, Tom (89/90 to 90/91)	D	25	89	15	40	55	37
KYPREOS, Nick (95/96 to 97/98)	LW	32	54	4	3	7	92
LACROIX, Eric (93/94)	LW	37, 41	3	0	0	0	2
LONDON, Larry (84/85)	RW	11	7	0	0	0	2
LANGELLE, Peter (38/39 to 41/42)	C	8, 21	137	22	51	73	11
LANZ, Rick (86/87 to 88/89)	D	4	151	9	50	59	115
LANSE, Guy (91/92 to 93/94)	RW	11	53	10	7	17	45
LASHOFF, Matt (10/11)	D	29	11	0	1	1	6
LAUGHLIN, Craig (88/89)	RW	14, 18	66	10	13	23	41
LAWLESS, Paul (88/89 to 89/90)	LW	20	13	0	1	1	0
LAXDAL, Derek (84/85 to 88/89)	RW	15, 28, 35	51	9	6	15	84
LEBDA, Brett (10/11)	D	23	41	1	3	4	14
LEEB, Brad (03/04)	RW	38	1	0	0	0	0
LEEMAN, Gary (83/84 to 91/92)	RW	4, 11, 16	545	176	231	407	463
LEETCH, Brian (03/04)	D	2	15	2	13	15	10
LEFEBVRE, Sylvain (92/93 to 93/94)	D	2	165	4	21	25	169
LEVINSKY, Alex (30/31 to 33/34)	D	3, 16	150	11	21	32	130
LEWICKI, Danny (50/51 to 53/54)	LW	21, 23	123	21	31	52	66
LEY, Rick (68/69 to 71/72)	D	2, 26	229	8	54	62	416
LIDDINGTON, Bob (70/71)	LW	26	11	0	1	1	2
LILES, John-Michael (11/12 to present)	D	24	98	9	29	38	24
LINDROS, Eric (05/06)	C	88	33	11	11	22	43
LINSEMAN, Ken (91/92)	C	13	2	0	0	0	2
LITZENBERGER, Ed (61/62 to 63/64)	RW	25	114	17	23	40	24
LOISELLE, Claude (90/91 to 91/92)	C	15	71	7	10	17	104
LOMBARDI, Matthew (11/12)	C	15	62	8	10	18	10
LOUGHLIN, Wilf (23/24)	D/LW	-	14	0	0	0	2
LOWREY, Gerald (27/28 to 28/29)	LW	9, 14	53	9	14	23	53
LUCE, Don (81/82)	C	20	39	4	4	8	32
LUMME, Jyrki (01/02 to 02/03)	D	25	124	10	19	29	64
LUNDMARK, Jamie (09/10)	C	16	15	1	2	3	16
LUNDRIAN, Joe (72/73)	D	2	49	2	8	10	20
LUPUL, Joffrey (10/11 to present)	LW	19	110	45	58	103	79
LYNN, Vic (46/47 to 49/50)	D/LW	14	213	32	58	90	172
MACARTHUR, Clarke (10/11 to 12/13)	LW	16	195	49	76	125	100
MACDONALD, Parker (52/53; 54/55)	LW	21	63	8	3	11	36
MACKASEY, Blair (76/77)	D	16	1	0	0	0	2
MACKELL, Fleming (47/48 to 51/52)	C	16, 22	152	22	35	57	58
MACLEAN, Don (00/01 to 01/02)	C	37	3	0	1	1	2
MACMILLAN, Bill (70/71 to 71/72)	RW	12, 23	137	32	26	58	81
MACMILLAN, John (60/61 to 63/64)	RW	8, 24, 25	81	5	6	11	32
MACNEIL, Al (55/56 to 57/58; 59/60)	D	11, 22, 24	71	4	8	12	97
MACQUIN, Jamie (91/92 to 97/98)	D	34	466	133	88	101	506
MAGGS, Darryl (79/80)	D	24	5	0	0	0	0
MAGNAN, Marc (82/83)	LW	35	4	0	1	1	5
MAGUIRE, Kevin (86/87; 90/91 to 91/92)	RW	28, 18	88	10	5	15	258
MAHOVLICH, Frank (56/57 to 67/68)	LW	26, 27	720	296	301	597	782
MAIR, Adam (99/00 to 00/01)	C	21	24	1	2	3	20
MALONEY, Dan (77/78 to 81/82)	LW	9	270	65	84	149	538
MALONEY, Phil (50/51; 52/53)	C	23, 25	30	3	6	9	2
MANDERVILLE, Kent (91/92 to 94/95)	LW	18	136	8	15	23	102
MANN, Norm (38/39; 40/41)	RW	8, 19, 21	31	0	3	3	4
MANNO, Bob (81/82)	D	3, 18	72	9	41	50	67
MANSON, Dave (00/01 to 01/02)	D	3	87	4	8	12	103
MARCHINKO, Brian (70/71 to 71/72)	C	22	5	0	0	0	0

ALL-TIME PLAYER ROSTER



NAME (SEASONS PLAYED)	POS	NO(S)	GP	G	A	PTS	PIM
MARCHMENT, Bryan (03/04)	D	27	75	1	3	4	106
MARKER, Gus (38/39 to 40/41)	RW	14, 18	112	23	20	43	36
MARKLE, Jack (35/36)	F	21	8	0	1	1	0
MARKOV, Danny (97/98 to 00/01)	D	55	200	9	36	45	137
MARKS, Jack (17/18)	LW/D	-	5	0	0	0	0
MAROI, Daniel (88/89 to 91/92)	RW	32	285	106	80	186	346
MARSH, Brad (88/89 to 90/91)	D	3	179	2	28	30	189
MARSH, Gary (68/69)	LW	18	1	0	0	0	0
MARSHALL, Don (71/72)	LW	22	50	2	14	16	0
MARSHALL, Paul (80/81 to 81/82)	LW	15, 28	23	2	4	6	4
MARSHALL, Willie (52/53; 54/55 to 55/56; 58/59)	C	8, 21, 24	31	1	5	6	2
MARTIN, Jack (60/61)	F	24	1	0	0	0	0
MARTIN, Matt (93/94 to 97/98)	D	33, 3	76	0	5	5	71
MARTIN, Terry (79/80 to 83/84)	LW	25	317	83	76	159	152
MARTIN, Tom (67/68)	RW	17	3	1	0	1	0
MASNICK, Paul (57/58)	C	8	41	2	9	11	14
MATHERS, Frank (48/49 to 49/50; 51/52)	D	20	23	1	3	4	4
MATTE, Joe (19/20)	RW/D	-	17	8	3	11	19
MAXWELL, Brad (85/86)	D	4	52	8	18	26	108
MAXWELL, Wally (52/53)	F	26	2	0	0	0	0
MAY, Brad (08/09)	LW	10	38	1	1	2	61
MAYER, Shep (42/43)	F	18, 22	12	1	2	3	4
MAYERS, Jamal (08/09 to 09/10)	RW	21	115	9	15	24	160
McADAM, Gary (85/86)	LW	12	15	1	6	7	0
McALLISTER, Chris (98/99 to 99/00)	D	33	56	0	5	5	107
McBRIDE, Cliff (29/30)	D	12	1	0	0	0	0
McCABE, Bryan (00/01 to 07/08)	D	24	523	83	214	297	785
McCAFFREY, Bert (24/25 to 27/28)	D	7	118	30	19	49	106
McCAULEY, Allyn (97/98 to 02/03)	C	18	304	33	49	82	52
McCLELLAND, Kevin (91/92)	RW	20	18	0	1	1	33
McCLEMENT, Jay (12/13 to present)	C	11	48	8	9	17	11
McCORMACK, John (47/48 to 50/51)	C	20	84	12	13	25	2
McCOURT, Dale (83/84)	C	12	72	19	24	43	10
McCREARY, Bill (80/81)	RW	28	12	1	0	1	4
McCREEDY, John (41/42; 44/45)	RW	14, 20	64	17	12	29	25
McCUTCHEON, Darwin (81/82)	D	2	1	0	0	0	2
McDONALD, Jack (20/21)	LW	-	6	0	0	0	2
McDONALD, Lanny (73/74 to 79/80)	RW	7	477	219	240	459	372
McDONALD, Wilfred (Bucko) (38/39 to 43/44)	D	3, 19	195	17	53	70	116
McGILL, Bob (81/82 to 86/87; 92/93)	D	4, 8, 15, 26	317	4	25	29	988
McINTYRE, John (89/90 to 90/91)	C	44	72	5	15	20	142
McINTYRE, Larry (69/70; 72/73)	D	25	41	0	3	3	26
McKECHNIE, Walt (78/79 to 79/80)	C	11	133	32	72	104	22
McKENNA, Sean (87/88 to 89/90)	RW	8, 21	48	5	6	11	32
McKENNEY, Don (63/64 to 64/65)	C	17	67	15	30	45	8
McKENNY, Jim (65/66 to 77/78)	D	18, 25	594	81	246	327	292
McLAREN, Fraser (12/13 to present)	LW	38	35	3	2	5	102
McLEAN, Jack (42/43 to 44/45)	C	7, 18	67	14	24	38	76
McLELLAN, John (51/52)	C	14	2	0	0	0	0
McLLWAIN, Dave (91/92 to 92/93)	C	7	77	15	6	21	34
McRAE, Basil (83/84 to 84/85)	LW	26	4	0	0	0	19
McRAE, Chris (87/88 to 88/89)	LW	27, 29, 32	14	0	0	0	77
McRAE, Ken (92/93 to 93/94)	C	36, 40	11	1	1	2	38
MEEHAN, Gerry (68/69)	C	26, 27	25	0	2	2	2
MEEKER, Howie (46/47 to 53/54)	RW	11, 15	346	83	102	185	329
MECKING, Harry (17/18 to 18/19)	LW	-	35	17	12	29	60
MELROSE, Barry (80/81 to 82/83)	D	26	173	5	15	20	420
METZ, Don (39/40 to 41/42; 45/46 to 48/49)	RW	8, 10, 11, 15, 18, 19	172	20	35	55	42
METZ, Nick (34/35 to 41/42; 44/45 to 47/48)	LW	5, 15, 16, 17, 19	518	131	119	250	149
MICKEY, Larry (68/69)	RW	12	55	8	19	27	43
MIGAY, Rudy (49/50; 51/52 to 59/60)	C	11, 14, 21, 22	418	59	92	151	293
MIKOL, Jim (62/63)	D	16	4	0	1	1	2
MILLAR, Mike (90/91)	RW	36	7	2	2	4	2
MILLER, Earl (31/32)	F	15	15	3	3	6	10
MIRONOV, Dmitri (92/93 to 94/95)	D	15	175	22	63	85	146
MITCHELL, John (08/09 to 10/11)	C	39	159	20	35	55	76
MODIN, Fredrik (96/97 to 98/99)	RW	19	217	38	38	76	91
MOFFAT, Lyle (72/73; 74/75)	LW	26	23	2	7	9	13
MOGLINY, Alexander (01/02 to 03/04)	RW	89	176	65	101	166	32

ALL-TIME PLAYER ROSTER



NAME (SEASONS PLAYED)	POS	NO(S)	GP	G	A	PTS	PIM
MOMESSO, Sergio (95/96)	LW	7	54	7	8	15	112
MONAHAN, Garry (70/71 to 74/75; 78/79)	LW	14, 20	375	55	80	135	274
MOORE, Dick (64/65)	RW	16	38	2	4	6	68
MOORE, Dominic (07/08 to 08/09)	C	19	101	16	39	55	83
MORO, Marc (01/02)	D	33	2	0	0	0	2
MORRIS, Moe (43/44 to 45/46)	D	5	117	13	28	41	50
MORRISON, Jim (51/52 to 57/58)	D	3, 14, 21, 22, 24	399	23	87	110	358
MORTSON, Gus (46/47 to 51/52)	D	3, 19	371	21	71	92	709
MUELLER, Marcel (10/11)	LW	45	3	0	0	0	2
MULHERN, Richard (79/80)	D	8	26	0	10	10	11
MULLER, Kirk (95/96 to 96/97)	C/LW	21	102	29	33	62	127
MUMMERY, Harry (17/18 to 18/19)	D	-	31	5	3	8	71
MUNI, Craig (81/82 to 82/83; 84/85 to 85/86)	D	26, 32, 33, 34	19	0	2	2	6
MUNRO, Gerry (25/26)	D	-	4	0	0	0	0
MURPHY, Larry (95/96 to 96/97)	D	55	151	19	81	100	54
MURRAY, Ken (69/70 to 70/71)	D	3, 7	5	0	1	1	2
MURRAY, Randy (69/70)	D	3	3	0	0	0	2
NATTRESS, Ric (91/92)	D	2	36	2	14	16	32
NEDVED, Zdenek (94/95 to 96/97)	RW	45, 20, 10	31	4	6	10	14
NEELY, Bob (73/74 to 77/78)	LW	3	261	36	53	89	264
NELSON, Gord (69/70)	D	27	3	0	0	0	11
NESTERENKO, Eric (51/52 to 55/56)	RW	16, 19, 25	206	43	36	79	261
NEVILLE, Mike (24/25 to 25/26)	C	-	46	4	5	9	12
NEVIN, Bob (57/58 to 58/59; 60/61 to 63/64)	RW	11	250	55	100	155	55
NEWBURY, Kris (06/07 to 08/09)	C	54	44	3	3	6	60
NIJEWENDYK, Joe (03/04)	C	25	64	22	28	50	26
NIGHBOUR, Frank (29/30)	C	7	22	2	0	2	2
NIGRO, Frank (82/83 to 83/84)	C	16, 32	68	8	18	26	39
NOBLE, Reg (17/18 to 24/25)	LW/C	-	160	125	59	184	329
NOLAN, Owen (02/03 to 03/04)	RW	11	79	26	34	60	126
NOLAN, Paddy (21/22)	LW/D	-	2	0	0	0	0
NYKOLUK, Mike (56/57)	RW	24, 27	32	3	1	4	20
NYLUND, Gary (82/83 to 85/86)	D	2, 8	218	7	50	57	398
O'BYRNE, Ryan (12/13)	D	23	8	1	1	2	6
O'FLAHERTY, Gerry (71/72)	LW	16	2	0	0	0	0
OLCZYK, Ed (87/88 to 90/91)	C	16	257	116	151	267	221
OLIVER, Murray (67/68 to 69/70)	C	11	226	44	90	134	50
OLMSTEAD, Bert (58/59 to 61/62)	LW	16	246	56	109	165	231
ONDRUS, Ben (05/06 to 08/09)	RW	25, 26, 46	52	0	2	2	77
O'NEILL, Jeff (05/06 to 06/07)	R	92	148	39	41	80	118
O'NEILL, Tom (Windy) (43/44 to 44/45)	RW	18	66	10	12	22	53
ORESKOVIC, Phil (08/09)	D	40	10	1	1	2	21
ORR, Colton (09/10 to present)	RW	28	177	8	5	13	527
OSBORNE, Mark (86/87 to 90/91; 91/92 to 93/94)	LW	12, 21	426	94	160	254	563
OSBURN, Randy (72/73)	LW	16	26	0	2	2	0
PAIEMENT, Wilf (79/80 to 81/82)	RW	14, 99	187	78	125	203	420
PAPPIN, Jim (63/64 to 67/68)	RW	17, 18	223	54	46	100	200
PARISE, Jean Paul (67/68)	LW	17	1	0	1	1	0
PARSONS, George (36/37 to 38/39)	LW	16, 18, 25	64	12	13	25	17
PATTERSON, George (26/27 to 27/28)	RW	6	29	5	2	7	34
PEARSON, Rob (91/92 to 93/94)	RW	12	192	49	42	91	458
PEARSON, Scott (88/89 to 90/91; 96/97)	LW	18, 22	63	5	11	16	114
PECA, Michael (06/07)	C	27	35	4	11	15	60
PEDERSON, Tom (96/97)	D	24	15	1	2	3	9
PELYK, Mike (67/68 to 73/74; 76/77 to 77/78)	D	4, 20, 21, 28	441	26	88	114	566
PERLINI, Fred (81/82; 83/84)	C	8, 28, 29, 32, 34	8	2	3	5	0
PERREAULT, Yanic (93/94; 98/99 to 00/01; 06/07)	C	44, 94	176	54	69	123	90
PERROTT, Nathan (03/04 to 05/06)	R	26	43	1	2	3	118
PETIT, Michel (90/91 to 91/92)	D	22, 24	88	10	32	42	217
PETTINGER, Eric (28/29 to 29/30)	LW	10	68	7	12	19	64
PHANEUF, Dion (10/11 to present)	D	3	222	31	81	112	279
PICARD, Robert (80/81)	D	4	59	6	19	25	68
PILAR, Karel (01/02 to 03/04)	D	29	90	6	24	30	42
PILOTE, Pierre (68/69)	D	2	69	3	18	21	46
PLANTE, Cam (84/85)	D	11	2	0	0	0	0
PODDUBNY, Walt (81/82 to 85/86)	LW	8, 12	186	59	86	145	178

ALL-TIME PLAYER ROSTER



NAME (SEASONS PLAYED)	POS	NO(S)	GP	G	A	PTS	PIM
PODOLLAN, Jason (96/97 to 98/99)	LW	7	14	0	3	3	6
POHL, John (05/06 to 07/08)	C	21, 53	114	17	21	38	24
POILE, Norman (Bud) (42/43 to 43/44; 45/46 to 47/48)	C	7, 11, 16, 25	131	44	52	96	52
PONIKAROVSKY, Alexei (00/01 to 09/10)	LW	23, 39, 22	477	114	143	257	318
PRATT, Tracy (76/77)	D	4	11	0	1	1	8
PRATT, Walter (Babe) (42/43 to 45/46)	D	2, 12	181	52	108	160	149
PRENTICE, Eric (43/44)	D	17	5	0	0	0	4
PRESLEY, Wayne (95/96)	RW	18	19	2	2	4	14
PRICE, Noel (57/58 to 58/59)	D	23	29	0	0	0	9
PRIMEAU, Joe (27/28 to 35/36)	C	7, 10, 15	310	66	177	243	105
PRIMEAU, Wayne (09/10)	C	18	59	3	5	8	35
PROCHAZKA, Martin (97/98)	LW	21	29	2	4	6	8
PRODDER, Goldie (19/20)	D/F	-	16	8	6	14	4
PRONOVOST, Marcel (65/66 to 69/70)	D	3	223	8	40	48	134
PUDAS, Albert (26/27)	LW	14	4	0	0	0	0
PULFORD, Bob (56/57 to 69/70)	C	20	947	251	312	563	691
QUENNEVILLE, Joel (78/79 to 79/80)	D	3	93	3	13	16	84
QUINN, Pat (68/69 to 69/70)	D	23	99	2	12	14	183
RAMAGE, Rob (89/90 to 90/91)	D	8	160	18	66	84	375
RAMSEY, Beattie (27/28)	D	2	43	0	2	2	10
RANDALL, Ken (17/18 to 22/23)	RW/D	-	127	49	32	81	329
REAUME, Marc (54/55 to 59/60)	D	2, 25	267	8	39	47	257
REGAN, Larry (58/59 to 60/61)	RW	8	116	11	42	53	10
REICHEL, Robert (01/02 to 03/04)	C	21	228	43	80	123	82
REID, David (52/53; 54/55 to 55/56)	F	18, 25	7	0	0	0	0
REID, Dave (88/89 to 90/91)	LW	34, 14	216	33	53	86	49
REID, Reg (24/25 to 25/26)	LW	-	39	1	0	1	4
RENBERG, Mikael (01/02 to 03/04)	RW	19	197	40	72	112	122
REYNOLDS, Bobby (89/90 to 90/91)	LW	20	7	1	1	2	0
RIBBLE, Pat (79/80)	D	3	13	0	2	2	2
RICHARDSON, Luke (87/88 to 90/91; 05/06)	D	2, 22	299	11	39	50	597
RIDLEY, Mike (94/95)	C	7	48	10	27	37	14
RITCHIE, Dave (18/19)	D	-	4	0	0	0	9
ROACH, Mickey (19/20 to 20/21)	C	-	30	12	3	15	6
ROBERT, Rene (70/71; 80/81 to 81/82)	RW	14	74	19	31	50	45
ROBERTS, Gary (00/01 to 03/04)	LW	7	237	83	74	157	266
ROBERTSON, Fred (31/32; 33/34)	D	17	10	0	0	0	23
RODDEN, Edmund (27/28)	F	12	25	3	6	9	36
ROMNES, Doc (38/39)	F	7	36	7	16	23	0
ROOT, Bill (84/85 to 86/87)	D	25, 28	96	4	5	9	89
ROSEHILL, Jay (09/10 to 11/12)	LW	38	72	2	3	5	198
ROUSE, Bob (90/91 to 93/94)	D	28, 3	237	13	45	58	338
RUPP, Duane (64/65 to 67/68)	D	3, 4, 17	78	1	9	10	42
RYCHEL, Warren (94/95)	LW	21	26	1	6	7	101
SABOURIN, Bob (51/52)	RW	16	1	0	0	0	2
SABOURIN, Gary (74/75)	RW	15	55	5	18	23	26
SACCO, David (93/94)	C	7	4	1	1	2	4
SACCO, Joe (90/91 to 92/93)	LW	20, 24	60	11	13	24	16
SAGANIUK, Rocky (78/79 to 82/83)	RW	7, 8	230	56	62	118	164
SALMING, Borje (73/74 to 88/89)	D	21	1099	148	620	768	1292
SAMIS, Phil (49/50)	D	23	2	0	0	0	0
SANDS, Charlie (32/33 to 33/34)	C	3, 16, 17	48	8	11	19	2
SCHENN, Luke (08/09 to 11/12)	D	2	310	14	61	75	217
SCHNEIDER, Mathieu (95/96 to 97/98)	D	72	115	18	38	56	74
SCHRINER, Dave (Sweeney) (39/40 to 42/43; 44/45 to 45/46)	LW	11	244	109	83	192	75
SCHUTT, Rod (85/86)	LW	25	6	0	0	0	0
SCOTT, Ganton (22/23 to 23/24; 26/27)	RW	7	21	0	0	0	0
SECORD, Al (87/88 to 88/89)	LW	20	114	20	37	57	292
SEDLBAUER, Ron (80/81)	LW	18	21	10	4	14	14
SELLING, Rod (62/63; 74/75 to 75/76)	D	16, 17	138	8	29	37	86
SELBY, Brit (64/65 to 66/67; 68/69 to 70/71)	LW	8, 11, 15	169	29	30	59	93
SELWOOD, Brad (70/71 to 71/72)	D	3	100	6	27	33	71
SEMENKO, Dave (87/88)	F	27	70	2	3	5	107
SEROWIK, Jeff (90/91)	D	34	1	0	0	0	0
SHACK, Eddie (60/61 to 66/67; 73/74 to 74/75)	RW	23	504	99	96	195	676

ALL-TIME PLAYER ROSTER



NAME (SEASONS PLAYED)	POS	NO(S)	GP	G	A	PTS	PIM
SHAND, Dave (80/81; 82/83)	D	3, 4	48	0	5	5	62
SHANNON, Darryl (88/89 to 92/93)	D	4, 14, 24, 28, 29, 34	98	3	13	16	52
SHAY, Norm (25/26)	D/RW	-	22	3	1	4	18
SHEDDEN, Doug (88/89 to 90/91)	RW	37, 12	24	8	10	18	12
SHILL, Jack (33/34; 35/36 to 36/37)	LW	7, 19, 20, 18	42	4	6	10	26
SIFERS, Jaime (08/09)	D	59	23	0	2	2	18
SITTLER, Darryl (70/71 to 81/82)	C	27	844	389	527	916	763
SJOSTROM, Fredrik (09/10 to 10/11)	LW	11	85	4	6	10	18
SKINNER, Alf (17/18 to 18/19)	RW	-	37	25	9	34	54
SLOAN, Tod (47/48 to 48/49; 50/51 to 57/58)	C	11, 15, 20, 22	549	162	184	346	650
SLY, Darryl (65/66; 67/68)	D	21	19	0	0	0	4
SMEDSMO, Dale (72/73)	LW	23	4	0	0	0	0
SMITH, Art (27/28 to 29/30)	D	2, 3, 12	101	13	6	19	188
SMITH, Brad (85/86 to 86/87)	RW	29	89	10	24	34	256
SMITH, D.J. (96/97 to 01/02)	D	4, 24	11	0	1	1	12
SMITH, Floyd (67/68 to 69/70)	RW	17	131	25	34	59	35
SMITH, Glenn (21/22)	D	-	9	0	0	0	0
SMITH, Jason (96/97 to 98/99)	D	25	162	5	29	34	156
SMITH, Sid (46/47 to 57/58)	LW	8, 16, 22, 24	601	186	183	369	94
SMYLIE, Rod (20/21 to 22/23; 24/25 to 25/26)	LW	-	61	3	1	4	4
SMYTH, Greg (93/94; 96/97)	D	28	13	0	1	1	38
SNELL, Chris (93/94)	D	38	2	0	0	0	2
SOLINGER, Bob (51/52 to 54/55)	LW	11, 21, 23, 25	98	10	11	21	19
SPENCE, Gordon (25/26)	LW	-	3	0	0	0	0
SPENCER, Brian (69/70 to 71/72)	LW	15, 22	95	10	20	30	192
SPEYER, Chris (23/24 to 24/25)	D	-	5	0	0	0	0
SPRING, Jesse (26/27)	D	14	2	0	0	0	0
STACKHOUSE, Ted (21/22)	D	-	13	0	0	0	2
STAJAN, Matt (02/03 to 09/10)	C	14, 41	445	87	136	223	247
STALBERG, Viktor (09/10)	LW	45	40	9	5	14	30
STAMLER, Lorne (78/79)	LW	12	45	4	3	7	2
STANLEY, Allan (58/59 to 67/68)	D	26	633	47	186	233	318
STANOWSKI, Wally (39/40 to 41/42; 44/45 to 47/48)	D	2, 3, 16, 20	282	20	74	94	106
STAPLETON, Tim (08/09)	C	42	4	1	0	1	0
STASTNY, Marian (85/86)	RW	10	70	23	30	53	21
STECKEL, David (11/12 to 12/13)	C	20	89	8	6	14	10
STEEN, Alex (05/06 to 08/09)	LW	10	253	50	76	126	106
STEMKOWSKI, Pete (63/64 to 67/68)	C	12, 25	221	29	64	93	247
STEMPNIAK, Lee (08/09 to 09/10)	RW	12	123	25	36	61	49
STEPHENSON, Bob (79/80)	RW	15	14	2	2	4	4
STEVENS, Mike (89/90)	LW	26	1	0	0	0	0
STEWART, Bill (83/84 to 84/85)	D	17	83	2	19	21	148
STEWART, Gaye (42/43; 45/46 to 47/48)	LW	15, 16, 21	165	81	52	133	52
STEWART, Ron (52/53 to 64/65)	RW	12, 19, 24	838	186	182	368	413
STOTHERS, Mike (87/88)	D	25	18	0	1	1	42
STOUGHTON, Blaine (74/75 to 75/76)	LW	17	121	29	25	54	32
STRALMAN, Anton (07/08 to 08/09)	D	36	88	4	18	22	38
STRONG, Ken (82/83 to 84/85)	LW	23, 32	15	2	2	4	6
STUART, Billy (20/21 to 24/25)	D	-	94	16	15	31	60
SUGLOBOV, Alexander (05/06 to 06/07)	R	19, 9	16	0	0	0	4
SULLIVAN, Frank (49/50; 52/53)	D	25	6	0	0	0	2
SULLIVAN, Steve (96/97 to 99/00)	C	11	154	35	50	85	95
SUNDIN, Mats (94/95 to 07/08)	C	13	981	420	567	987	748
SUTHERLAND, Bill (68/69)	C	15	44	7	5	12	14
SUTTER, Rich (94/95)	RW	20	18	0	3	3	10
SVEHLA, Robert (02/03)	D	67	82	7	38	45	46
SVOBODA, Petr (00/01)	D	23	18	1	2	3	10
SYKES, Bob (74/75)	LW	25	2	0	0	0	0
TAYLOR, Billy (39/40 to 42/43; 45/46)	C	7, 19, 21	222	66	118	184	60
TAYLOR, Harry (46/47; 48/49)	C	17, 21	51	4	9	13	30
TERRION, Greg (82/83 to 87/88)	C	7	427	66	103	169	217
THIBAUDEAU, Gilles (89/90 to 90/91)	C	7	41	9	18	27	17
THOMAS, Cy (47/48)	F	22	8	1	2	3	4
THOMAS, Steve (84/85 to 86/87; 98/99 to 00/01)	RW	12, 25, 32	377	118	173	291	299
THOMPSON, Errol (70/71; 72/73 to 77/78)	LW	12, 22	365	126	119	245	70
THOMS, Bill (32/33 to 38/39)	C	7, 14, 16, 29	279	68	92	160	115
THOMSON, Jim (45/46 to 56/57)	D	2, 20	717	15	208	223	845
THOMSON, Rhys (42/43)	D	17	18	0	2	2	22

ALL-TIME PLAYER ROSTER



NAME (SEASONS PLAYED)	POS	NO(S)	GP	G	A	PTS	PIM
THORNTON, Scott (90/91)	C	24	33	1	3	4	30
TIMGREN, Ray (48/49 to 52/53; 54/55)	LW	22, 23	237	13	43	56	68
TLUSTY, Jiri (07/08 to 09/10)	C	11, 41	74	10	10	20	14
TOMLINSON, Dave (91/92 to 92/93)	C	14, 37	6	0	0	0	4
TOPOROWSKI, Shayne (96/97)	RW	41	3	0	0	0	7
TREMBLAY, Yannick (96/97 to 98/99)	D	38	78	4	11	15	22
TROTTIER, Guy (70/71 to 71/72)	RW	11	113	28	17	45	37
TUCKER, Darcy (99/00 to 07/08)	RW	16	531	148	171	319	756
TURNBULL, Ian (73/74 to 81/82)	D	2	580	112	302	414	651
ULLMAN, Norm (67/68 to 74/75)	C	9	535	166	305	471	160
UNGER, Garry (67/68)	C	15	15	1	1	2	4
VAIVE, Rick (79/80 to 86/87)	RW	22, 20	534	299	238	537	940
VALIQUETTE, Jack (74/75 to 77/78)	C	8	172	33	66	99	52
VALK, Garry (98/99 to 01/02)	RW	10	287	31	63	94	171
van RIEMSDYK, James (12/13 to present)	LW	21	48	18	14	32	26
VAN RYN, Mike (08/09)	D	26	27	3	8	11	14
VEITCH, Darren (88/89; 90/91)	D	25, 26	39	3	8	11	16
VERSTEEG, Kris (10/11)	LW	32	53	14	21	35	29
VERSTRAETE, Leigh (82/83 to 84/85; 87/88)	RW	25, 34, 28	8	0	1	1	14
VOSS, Carl (26/27; 28/29)	C	6	14	0	0	0	0
WALKER, Kurt (75/76 to 77/78)	LW	26	71	4	5	9	152
WALLIN, Rickard (09/10)	C	51	60	2	7	9	20
WALTON, Mike (65/66 to 70/71)	C	15, 16	257	84	107	191	184
WARD, Dixon (94/95)	RW	12	22	0	3	3	31
WARD, Ron (69/70)	C	25	18	0	1	1	2
WARE, Jeff (96/97 to 97/98)	D	23	15	0	0	0	6
WARNER, Bob (76/77)	D	16	10	1	1	2	4
WARRINER, Todd (94/95 to 99/00)	LW	8	253	36	48	84	117
WATSON, Harry (46/47 to 54/55)	LW	4	500	163	122	285	111
WEBSTER, Don (43/44)	LW	19	27	7	6	13	28
WEIR, Stan (75/76 to 77/78)	C	14	159	42	56	98	40
WELLWOOD, Kyle (03/04 to 07/08)	C	42	189	31	77	108	14
WESLEY, Blake (85/86)	D	28	27	0	1	1	21
WESLEY, Glen (02/03)	D	22	7	0	3	3	4
WESTRUM, Erik (06/07)	C	39	2	0	0	0	0
WHITE, Ian (05/06 to 09/10)	D	7, 37	296	28	77	105	190
WHITE, Peter (95/96)	C	18	1	0	0	0	0
WILLARD, Rod (82/83)	LW	28	1	0	0	0	0
WILLIAMS, Dave (Tiger) (74/75 to 79/80)	LW	22	407	109	132	241	1670
WILLIAMS, Jeremy (05/06 to 08/09)	RW	48	31	9	2	11	6
WILM, Clarke (03/04 to 05/06)	C	39	70	1	7	8	50
WILSON, Cully (19/20 to 20/21)	RW	-	31	22	9	31	108
WILSON, John (59/60 to 60/61)	LW	19	73	15	17	32	8
WILSON, Ron (77/78 to 79/80)	RW	11, 14	64	7	15	22	6
WISEMAN, Brian (96/97)	C	15	3	0	0	0	0
WOLANIN, Craig (96/97 to 97/98)	D	26	33	0	4	4	19
WOOD, Randy (94/95 to 95/96)	LW	24	94	20	20	40	70
WOZNIEWSKI, Andy (05/06 to 07/08)	D	56	76	2	10	12	81
WREN, Bob (01/02)	C	33	1	0	0	0	0
YAKE, Terry (94/95)	RW	25	19	3	2	5	2
YAKUSHIN, Dmitri (99/00)	D	49	2	0	0	0	2
YAREMCHUK, Gary (81/82 to 84/85)	C	8, 25, 28, 32	34	1	4	5	28
YAREMCHUK, Ken (86/87 to 88/89)	C	15, 16, 13, 34	47	6	13	19	28
YUSHKEVICH, Dmitriy (95/96 to 01/02)	D	26, 36	506	25	110	135	409
ZANUSSI, Ron (80/81 to 81/82)	RW	32, 39	55	3	8	11	20
ZETTLER, Rob (95/96 to 97/98)	D	2	136	2	20	22	207
ZEZEL, Peter (90/91 to 93/94)	C	25	207	50	78	128	73
ZIGOMANIS, Mike (10/11)	C	26	8	0	1	1	4

ALL-TIME GOALTENDER ROSTER



GOALIES

(SEASONS PLAYED)

NO(S) W L T GPI MIN GA GAA SO

A UBIN, Jean-Sebastien (05/06 to 06/07).....	30	12	5	4	31	1,481	71	2.83	1
B ARRASSO, Tom (01/02).....	30	2	2	0	4	219	10	2.74	0
BASTIEN, Aldege (Baz) (45/46).....	1	0	4	1	5	300	20	4.00	0
BEAUPRE, Don (95/96 to 96/97).....	31,33	0	8	0	11	446	36	4.84	0
BELFOUR, Ed (02/03 to 05/06).....	20	93	61	15	170	10,078	422	2.51	17
BELL, Gord (45/46).....	1, 24	3	5	0	8	480	31	3.88	0
BERNHARDT, Tim (84/85 to 86/87) ..	1	17	31	7	61	3,468	246	4.26	0
BESTER, Allan (83/84 to 90/91).....	31, 30	69	91	16	205	10,963	741	4.06	7
BIBEAULT, Paul (43/44).....	1	13	14	2	29	1,740	87	3.00	5
BOWER, Johnny (58/59 to 69/70).....	1	220	161	79	472	27,396	1,145	2.51	33
BRODA, Walter (Turk) (36/37 to 42/43; 45/46 to 51/52).....	1, 19, 23	302	224	101	629	38,168	1,609	2.53	62
BROOKS, Art (17/18).....	-	2	2	0	4	220	23	6.27	0
C ENTOMO, Sebastien (01/02).....	30	0	0	0	1	40	3	4.50	0
CHABOT, Lorne (28/29 to 32/33).....	1	103	80	31	214	13,024	477	2.20	33
CHADWICK, Ed (55/56 to 59/60).....	1, 20	57	89	34	180	10,740	529	2.96	14
CHEEVERS, Gerry (61/62).....	1	1	1	0	2	120	7	3.50	0
CLEMMENSEN, Scott (07/08).....	30	1	1	0	3	154	10	3.90	0
COUSINEAU, Marcel (96/97 to 97/98) ..	31	3	5	1	15	583	31	3.19	1
CRHA, Jiri (79/80 to 80/81).....	31	28	27	11	69	3,942	261	3.97	0
D OWIE, Bruce (83/84).....	1	0	1	0	2	72	4	3.33	0
E DWARDS, Don (85/86).....	30	12	23	0	38	2,009	160	4.78	0
EDWARDS, Marv (69/70).....	31	10	9	4	25	1,420	77	3.25	1
F AVELL, Doug (73/74 to 75/76).....	33	26	26	16	74	4,061	239	3.53	1
FORBES, Jake (19/20 to 20/21).....	-	15	10	0	25	1,521	99	3.91	0
FUHR, Grant (91/92 to 92/93).....	31	38	42	9	95	5,439	317	3.50	3
G AMBLE, Bruce (65/66 to 70/71).....	1, 30	82	83	31	210	11,676	573	2.94	19
GERBER, Martin (08/09).....	29	6	5	0	12	706	38	3.23	0
GIGUERE, Jean-Sebastien (09/10 to 10/11).....	35	17	18	6	48	2,548	116	2.73	2
GRANT, Ben (28/29 to 31/32; 43/44).....	1, 15, 16, 17	13	17	4	36	2,190	135	3.70	3
GUSTAVSSON, Jonas (09/10 to 11/12).....	50	39	45	15	107	5,882	292	2.98	5
H AINSWORTH, George (33/34 to 36/37) ..	1	79	48	20	147	9,157	345	2.26	19
HAMEL, Pierre (74/75; 78/79).....	31, 32	1	2	0	5	196	18	5.51	0
HARRISON, Paul (78/79 to 79/80).....	30	17	29	5	55	2,895	192	3.98	1
HEALY, Glenn (97/98 to 00/01).....	30	23	30	5	65	3,649	177	2.91	2
HEBERT, Sammy (17/18).....	-	1	0	0	2	80	10	7.50	0
HOLMES, Harry (Hap) (17/18 to 18/19).....	-	9	9	0	18	1,085	85	4.70	0
I NG, Peter (89/90 to 90/91).....	31, 1	16	31	9	59	3,308	218	3.95	1
IRONSTONE, Joe (27/28).....	1	1	0	0	1	70	0	0.00	1
J OHNSTON, Ed (73/74).....	1	12	9	4	26	1,516	78	3.09	1
JOSEPH, Curtis (98/99 to 01/02; 08/09)...	31	138	97	28	270	15,808	656	2.49	17
K IDD, Trevor (02/03 to 03/04).....	37	12	15	4	34	2,026	107	3.17	1
L aFOREST, Mark (89/90).....	1	9	14	0	27	1,343	87	3.89	0
LAROCQUE, Michel (80/81 to 82/83) ..	1	16	35	13	74	3,942	315	4.80	0
LINDSAY, Bert (18/19).....	-	5	11	0	16	998	83	4.99	0
LOCKHART, Howard (19/20; 23/24).....	-	4	3	0	8	370	30	4.86	0
LOW, Ron (72/73).....	30	12	24	4	42	2,343	152	3.89	1
LUMLEY, Harry (52/53 to 55/56).....	1	104	106	58	267	16,000	588	2.21	34

ALL-TIME GOALTENDER ROSTER



GOALIES

(SEASONS PLAYED)

NO(S) W L T GPI MIN GA GAA SO

M acDONALD, Joey (09/10).....	29	1	4	0	6	319	17	3.20	0
MANIAGO, Cesare (60/61).....	1	4	2	1	7	420	18	2.57	0
MARQUIS, Jean (43/44).....	1	1	0	0	1	60	4	4.00	0
MAYER, Gilles (49/50; 53/54 to 55/56).....	1	2	6	1	9	540	18	2.67	0
McCOOL, Frank (44/45 to 45/46).....	1	34	31	7	72	4,320	242	3.36	4
McLACHLAN, Murray(70/71).....	31	0	1	0	2	25	4	9.60	0
McNAMARA, Gerry (60/61; 69/70).....	1	2	2	1	7	323	15	2.79	0
McRAE, Gord (72/73; 74/75 to 77/78).....	1,31	30	22	10	71	3,799	221	3.49	1
MITCHELL, Mike (19/20 to 21/22).....	-	10	9	0	22	1,190	88	4.44	0
P ALMATEER, Mike (76/77 to 79/80; 82/83 to 83/84).....	29	129	112	41	296	16,868	964	3.43	15
PARENT, Bernie (70/71 to 71/72).....	30	24	25	12	65	3,755	162	2.59	3
PARENT, Bob (81/82 to 82/83).....	31	0	2	0	3	160	15	5.63	0
PLANTE, Jacques (70/71 to 72/73).....	1	48	38	15	106	6,011	246	2.46	7
POGGE, Justin (08/09).....	29, 1	1	4	1	7	372	27	4.35	0
POTVIN, Felix (91/92 to 98/99).....	29	160	149	49	369	21,461	1026	2.87	12
PUPPA, Daren (92/93).....	1	6	2	0	8	479	18	2.25	2
R AYCROFT, Andrew (06/07 to 07/08) ..	1	39	34	14	91	5,072	268	3.17	3
REESE, Jeff (87/88 to 91/92; 98/99) ..	1, 35	20	33	9	76	3,785	258	4.09	1
REIMER, James (10/11 to present).....	34	53	32	14	104	5,816	263	2.71	10
RHODES, Damian (90/91 to 95/96).....	31, 1	20	18	5	47	2,657	117	2.64	0
RIDLEY, Curt (79/80 to 80/81).....	1, 33, 35	1	2	0	6	234	20	5.13	0
ROACH, John Ross (21/22 to 27/28).....	1	98	107	17	22	13,674	639	2.80	13
ROLLINS, Al (49/50 to 51/52).....	23	57	30	24	112	6,643	228	2.06	11
RUTHERFORD, Jim (80/81).....	1	4	10	2	18	961	82	5.12	0
RYNNAS, Jussi (11/12).....	40	0	1	0	3	109	7	3.84	0
S T. CROIX, Rick (82/83 to 84/85).....	1, 30	11	28	2	47	2,467	191	4.65	0
SAWCHUK, Terry (64/65 to 66/67).....	30,24	42	29	14	91	5,090	238	2.81	4
SCHWAB, Corey (01/02).....	35	12	10	5	30	1,646	75	2.73	1
SCRIVENS, Ben (11/12 to 12/13).....	30	11	14	2	32	1,696	81	2.86	2
SIMMONS, Don (61/62 to 63/64).....	1, 24	28	21	7	58	3,411	154	2.71	5
SMITH, Al (65/66 to 66/67; 68/69).....	1, 30, 31	4	3	1	10	457	23	3.02	0
SMITH, Gary (65/66 to 66/67).....	1	0	4	0	5	223	14	3.61	0
STEIN, Phil (39/40).....	1	0	0	1	1	70	2	1.71	0
T ELLQVIST, Mikael (02/03 to 06/07).....	32	16	16	4	40	2,191	110	3.01	2
THOMAS, Wayne (75/76 to 76/77).....	30,33	38	37	18	97	5,487	312	3.41	3
TOSKALA, Vesa (07/08 to 09/10).....	35	62	54	20	145	4,018	426	3.08	5
TREMBLAY, Vincent (79/80 to 82/83) ..	1, 29, 30	12	22	8	54	2,545	199	4.69	1
W AMSLEY, Rick (91/92 to 92/93) ..	30	4	6	0	11	588	42	4.29	0
WILSON, Dunc (73/74 to 74/75).....	1, 30	17	22	7	49	2,805	154	3.29	1
WILSON, Ross (Lefty)(55/56).....	1	0	0	0	1	13	0	0.00	0
WREGGET, Ken (83/84 to 88/89).....	30, 31	55	112	17	200	10,923	791	4.34	2

* Defencemen Red Horner (1929, 1932), King Clancy (1932) and Alex Levinsky (1932), as well as forward Charlie Conacher (1933, 1935) each appeared in at least one game as a goaltender with the Maple Leafs.

GOALTENDING RECORDS

INCLUDES STATISTICS OF THE ARENAS (1917-19) AND ST. PATRICKS (1919-27)

YEAR	GOALTENDER	RECORD	GAA	SHUTOUTS
1917-18	Holmes, Harry	10-6-0	4.73	0
	Brooks, Arthur	2-1-0	5.75	0
	Hebert, Sammy	1-1-0	7.50	0
1918-19	Lindsay, Bert	5-11-0	5.09	0
	Holmes, Harry	0-2-0	4.50	0
1919-20	Mitchell, Ivan	6-7-0	4.34	0
	Lockhart, Howie	4-2-0	4.84	0
	Forbes, Vernon	2-3-0	4.20	0
1920-21	Forbes, Vernon	13-7-0	3.83	0
1921-22	Roach, John Ross	11-10-1	4.14	0
1922-23	Roach, John Ross	13-10-1	3.59	1
1923-24	Roach, John Ross	10-13-0	3.48	1
1924-25	Roach, John Ross	19-11-0	2.80	1
1925-26	Roach, John Ross	12-21-3	3.07	2
1926-27	Roach, John Ross	15-24-5	2.04	4
1927-28	Roach, John Ross	18-18-7	1.96	4
	Ironstone, Joe	0-0-1	0.00	1
1928-29	Chabot, Lorne	20-18-5	1.61	12
	Grant, Benny	1-0-0	2.18	0
	Horne, Red	0-0-0	0.00	0
1929-30	Chabot, Lorne	16-20-6	2.59	6
1930-31	Chabot, Lorne	21-8-8	2.09	6
	Grant, Benny	1-5-1	2.65	2
1931-32	Chabot, Lorne	22-16-6	2.36	4
	Grant, Benny	1-2-1	3.38	1
	*Clancy, King	0-0-0	60.00	0
	*Horne, Red	0-0-0	60.00	0
	*Levinsky, Alex	0-0-0	60.00	0
1932-33	Chabot, Lorne	24-18-6	2.26	5
	Conacher, Charlie	0-0-0	0.00	0
1933-34	Hainsworth, George	26-13-9	2.48	3
1934-35	Hainsworth, George	30-14-4	2.31	8
1935-36	Hainsworth, George	23-19-6	2.12	8
1936-37	Broda, Turk	22-19-4	2.30	3
	Hainsworth, George	0-2-1	2.84	0
1937-38	Broda, Turk	24-15-9	2.56	6
1938-39	Broda, Turk	19-20-9	2.15	8
1939-40	Broda, Turk	25-17-5	2.23	4
	Stein, Phil	0-0-1	1.71	0
1940-41	Broda, Turk	28-14-6	2.00	5
1941-42	Broda, Turk	27-18-3	2.76	6
1942-43	Broda, Turk	22-19-9	3.18	1
1943-44	Bibeault, Paul	13-14-2	3.00	5
	Grant, Benny	9-9-2	4.15	0
	Marois, Jean	1-0-0	4.00	0
1944-45	McCool, Frank	22-24-4	3.22	4
1945-46	McCool, Frank	10-9-3	3.68	0
	Broda, Turk	6-6-3	3.53	0
	Bell, Gordie	3-5-0	3.88	0
	Bastien, Baz	0-4-1	4.00	0
1946-47	Broda, Turk	31-19-10	2.87	4
1947-48	Broda, Turk	32-15-13	2.38	5
1948-49	Broda, Turk	22-25-13	2.68	5
1949-50	Broda, Turk	30-25-12	3.48	9
	Rollins, Al	1-1-0	2.40	1
	Mayer, Gil	0-1-0	2.00	0
1950-51	Rollins, Al	27-5-8	1.77	5
	Broda, Turk	14-11-5	2.23	6
1951-52	Rollins, Al	29-24-16	2.22	5
	Broda, Turk	0-1-0	6.00	0
1952-53	Lumley, Harry	27-30-13	2.39	10
1953-54	Lumley, Harry	32-24-13	1.86	13
	Mayer, Gil	0-0-1	3.00	0
1954-55	Lumley, Harry	24-23-22	1.94	8
	Mayer, Gil	1-0-0	1.00	0
1955-56	Lumley, Harry	21-28-10	2.71	3
	Mayer, Gil	1-5-0	3.17	0
	Chadwick, Ed	2-0-3	0.60	2
	Wilson, Lefty	0-0-0	0.00	0
1956-57	Chadwick, Ed	21-34-15	2.74	5
1957-58	Chadwick, Ed	21-38-11	3.23	4
1958-59	Bower, Johnny	15-17-7	2.74	3
	Chadwick, Ed	12-15-4	3.10	3
1959-60	Bower, Johnny	34-24-8	2.73	5
	Chadwick, Ed	1-2-1	1.75	0
1960-61	Bower, Johnny	33-15-10	2.50	2
	Maniago, Cesare	4-2-1	2.57	0
	McNamara, Gerry	2-2-1	2.60	0
1961-62	Bower, Johnny	32-17-10	2.58	2
	Simmons, Don	4-4-1	2.33	1
	Cheevers, Gerry	1-1-0	3.50	0
1962-63	Bower, Johnny	20-15-7	2.62	1
	Simmons, Don	15-8-5	2.50	1
1963-64	Bower, Johnny	24-16-11	2.11	5
	Simmons, Don	9-9-1	3.17	3

*Clancy, Horner and Levinsky allowed a goal March 15, 1932 while Chabot was serving a penalty.

GOALTENDING RECORDS

YEAR	GOALTENDER	RECORD	GAA	SHUTOUTS
1964-65	Sawchuck, Terry	17-13-6	2.56	1
	Bower, Johnny	13-13-8	2.38	3
1965-66	Bower, Johnny	18-10-5	2.25	3
	Sawchuck, Terry	10-11-3	3.16	1
	Gamble, Bruce	5-2-3	2.51	4
	Smith, Gary	0-2-0	3.56	0
	Smith, Al	1-0-0	1.94	0
1966-67	Sawchuck, Terry	15-5-4	2.81	2
	Bower, Johnny	12-9-3	2.64	2
	Gamble, Bruce	5-10-4	3.39	0
	Smith, Gary	0-2-0	3.65	0
	Smith, Al	0-1-0	5.00	0
1967-68	Bower, Johnny	14-18-7	2.25	4
	Gamble, Bruce	19-13-3	2.32	5
1968-69	Gamble, Bruce	28-20-11	2.80	3
	Bower, Johnny	5-4-3	2.82	2
	Smith, Al	2-2-1	2.87	0
1969-70	Gamble, Bruce	19-24-9	3.06	5
	Edwards, Marv	10-9-4	3.25	1
	Bower, Johnny	0-1-0	5.00	0
1970-71	McNamara, Gerry	5-22-0	5.22	0
	Plante, Jacques	24-11-4	1.88	4
	Parent, Bernie	7-7-3	2.65	0
	Gamble, Bruce	6-14-1	3.87	2
	McLachlan, Murray	0-1-0	9.60	0
1971-72	Plante, Jacques	16-13-5	2.62	2
	Parent, Bernie	17-18-9	2.56	3
1972-73	Plante, Jacques	8-14-6	3.04	1
	McRae, Gordon	7-3-0	3.77	0
	Low, Ron	12-24-4	3.89	1
1973-74	Favell, Doug	14-7-9	2.71	0
	Wilson, Dunc	9-11-3	2.89	1
	Johnston, Ed	12-9-4	3.09	1
1974-75	McRae, Gord	10-3-6	3.22	0
	Wilson, Dunc	8-11-4	3.70	0
	Favell, Doug	12-17-6	4.05	1
	Hamel, Pierre	1-2-0	5.54	0
1975-76	Thomas, Wayne	28-24-12	3.19	2
	McRae, Gord	6-5-2	3.70	0
	Favell, Doug	0-2-1	5.63	0
1976-77	Palmtree, Mike	23-18-8	3.21	4
	Thomas, Wayne	10-13-6	3.86	1
	McRae, Gord	0-1-0	4.50	0
1977-78	Palmtree, Mike	34-19-9	2.74	5
	McRae, Gord	7-10-1	3.29	1
1978-79	Palmtree, Mike	26-21-10	2.95	4
	Harrison, Paul	8-12-3	3.51	1
	Hamel, Pierre	0-0-0	0.00	0
1979-80	Crha, Jiri	8-7-0	3.61	0
	Palmtree, Mike	16-14-3	3.61	2
	Ridley, Curt	0-1-0	4.36	0
	Harrison, Paul	9-17-2	4.42	0
	Tremblay, Vincent	2-1-0	5.11	0
1980-81	Crha, Jiri	20-20-11	4.07	0
	Rutherford, Jim	4-10-2	5.12	0
	Larocque, Michel	3-3-2	5.22	0
	Ridley, Curt	1-1-0	5.81	0
	Tremblay, Vincent	0-3-0	6.71	0
1981-82	Tremblay, Vincent	10-18-8	4.52	1
	Larocque, Michel	10-24-8	4.69	0
	Parent, Bob	0-2-0	6.50	0
1982-83	St. Croix, Rick	4-9-2	3.80	0
	Palmtree, Mike	21-23-7	3.99	0
	Larocque, Michel	3-8-3	4.89	0
	Tremblay, Vincent	0-0-0	3.00	0
	Parent, Bob	0-0-0	3.00	0
1983-84	Bester, Allan	11-16-4	4.35	0
	Palmtree, Mike	9-17-4	4.88	0
	St. Croix, Rick	5-10-0	5.11	0
	Wregget, Ken	1-1-0	5.09	0
1984-85	Downie, Bruce	0-1-0	3.33	0
	Bernhardt, Tim	13-19-4	3.74	0
	Bester, Allan	3-9-1	4.22	1
	Wregget, Ken	2-15-3	4.84	0
	St. Croix, Rick	2-9-0	5.16	0
1985-86	Wregget, Ken	9-13-4	4.33	0
	Edwards, Don	12-23-0	4.78	0
	Bernhardt, Tim	4-12-3	5.07	0
	Bester, Allan	0-0-0	3.00	0
1986-87	Bester, Allan	10-14-3	3.65	2
	Wregget, Ken	22-28-3	3.97	0
	Bernhardt, Tim	0-0-0	9.00	0
1987-88	Bester, Allan	8-12-5	3.81	2
	Reese, Jeff	1-2-1	4.10	0
	Wregget, Ken	12-35-4	4.44	2
1988-89	Bester, Allan	17-20-3	3.80	2
	Wregget, Ken	9-20-2	4.42	0
	Reese, Jeff	2-6-1	4.94	0

GOALTENDING RECORDS

YEAR	GOALTENDER	RECORD	GAA	SHUTOUTS
1989-90	Laforest, Mark	9-14-0	3.89	0
	Reese, Jeff	9-6-3	4.41	0
	Bestler, Allan	20-16-0	4.49	0
	Ing, Peter	0-2-1	5.93	1
	Ing, Peter	16-29-8	3.84	0
1990-91	Reese, Jeff	6-13-3	3.86	1
	Bestler, Allan	0-4-0	4.37	0
	Rhodes, Damian	1-0-0	1.00	0
	Potvin, Felix	0-2-1	2.29	0
	Reese, Jeff	1-5-1	2.91	1
1991-92	Fuhr, Grant	25-33-5	3.66	2
	Wamsley, Rick	4-3-0	3.79	0
1992-93	Puppa, Daren	6-2-0	2.25	2
	Potvin, Felix	25-15-7	2.50	2
	Fuhr, Grant	13-9-4	3.14	1
	Wamsley, Rick	0-3-0	5.63	0
	Rhodes, Damian	9-7-3	2.62	0
1993-94	Potvin, Felix	34-22-9	2.89	3
	Rhodes, Damian	6-6-1	2.68	0
	Potvin, Felix	15-13-7	2.91	0
	Rhodes, Damian	4-5-1	2.79	0
	Beaupre, Don	0-5-0	4.64	0
1995-96	Potvin, Felix	30-26-11	2.87	2
	Potvin, Felix	27-36-7	3.15	0
	Beaupre, Don	0-3-0	5.45	0
	Cousineau, Marcel	3-5-1	3.29	1
1997-98	Potvin, Felix	26-33-7	2.73	5
	Healy, Glenn	4-10-2	2.98	*0
	Cousineau, Marcel	0-0-0	0.00	*0
	Joseph, Curtis	35-24-7	2.56	3
	Healy, Glenn	6-3-0	2.97	0
1998-99	Potvin, Felix	2-0-1	3.81	0
	Reese, Jeff	1-1-0	4.53	0
	Joseph, Curtis	36-20-7	2.49	4
	Healy, Glenn	9-10-0	3.04	2
	Joseph, Curtis	33-27-8	2.39	6
2000-01	Healy, Glenn	4-7-3	2.62	0
	Joseph, Curtis	29-17-5	2.23	4
	Schwab, Corey	12-10-5	2.73	1
	Barrasso, Tom	2-2-0	2.74	0
	Centomo, Sebastien	0-0-0	4.50	0
2001-02	Belfour, Ed	37-20-5	2.26	7
	Tellqvist, Mikael	1-1-0	2.79	0
	Kidd, Trevor	6-10-2	3.10	0
	Belfour, Ed	34-19-6	2.13	10
	Tellqvist, Mikael	5-3-2	2.87	0
2002-03	Kidd, Trevor	6-5-2	3.26	1
	Belfour, Ed	22-22-4	3.29	0
	Tellqvist, Mikael	10-11-2	3.13	2
	Aubin, J.S.	9-0-2	2.22	1
	Raycroft, Andrew	37-25-9	2.99	2
2003-04	Aubin, J.S.	3-5-2	3.43	0
	Tellqvist, Mikael	0-1-0	2.03	0
	Toskala, Vesa	33-25-6	2.74	3
	Raycroft, Andrew	2-9-5	3.92	1
	Clemmenssen, Scott	1-1-0	3.90	0
2004-05	Gerber, Martin	6-5-0	3.23	0
	Toskala, Vesa	22-17-11	3.26	1
	Joseph, Curtis	5-9-1	3.57	0
	Pogge, Justin	1-4-1	4.35	0
	Ciguere, Jean-Sebastien	6-7-2	2.49	2
2005-06	Gustavsson, Jonas	16-15-9	2.87	**1
	MacDonald, Joey	1-4-0	3.20	**0
	Toskala, Vesa	7-12-3	3.66	1
	Ciguere, Jean-Sebastien	11-11-4	2.87	0
	Gustavsson, Jonas	6-13-2	3.29	0
2006-07	Reimer, James	20-10-5	2.60	3
	Gustavsson, Jonas	17-17-4	2.92	4
	Reimer, James	14-14-4	3.10	3
	Scrivens, Ben	4-5-2	3.13	0
	Rynnäs, Jussi	0-1-0	4.24	0
2007-08	Reimer, James	19-8-5	2.46	4
	Scrivens, Ben	7-9-0	2.69	2
	Rynnäs, Jussi	0-0-0	0.00	0

* Glenn Healy and Marcel Cousineau shared a shutout November 4, 1997 vs. San Jose.
 ** Jonas Gustavsson and Joey MacDonald shared a shutout December 1, 2009 at Montreal.

ALL-TIME SCORING LEADERS

NAME (SEASON PLAYED)	POS	GP	G	A	PTS	PIM
1. Mats Sundin (94/95 to 07/08)	C	981	420	567	987	748
2. Darryl Sittler (70/71 to 81/82)	C	844	389	527	916	763
3. Dave Keon (60/61 to 74/75)	C	1062	365	493	858	75
4. Borje Salming (73/74 to 88/89)	D	1099	148	620	768	1292
5. George Armstrong (49/50;51/52 to 70/71)	RW	1187	296	417	713	721
6. Ron Ellis (63/64 to 74/75;77/78 to 80/81)	RW	1034	332	308	640	207
7. Frank Mahovlich (56/57 to 67/68)	LW	720	296	301	597	782
8. Bob Pulford (56/57 to 69/70)	C	947	251	312	563	691
9. Ted Kennedy (42/43 to 54/55;56/57)	C	696	231	329	560	432
10. Rick Vaive (79/80 to 86/87)	RW	534	299	238	537	940
11. Tomas Kaberle (98/99 to 10/11)	D	878	83	437	520	246
12. Norm Ullman (67/68 to 74/75)	C	535	166	305	471	160
13. Lanny McDonald (73/74 to 79/80)	RW	477	219	240	459	372
14. Tim Horton (49/50;51/52 to 69/70)	D	1185	109	349	458	1389
15. Doug Gilmour (91/92 to 96/97; 02/03)	C	393	131	321	452	386
16. Wendel Clark (85/86 to 93/94, 95/96 to 97/98; 99/00)	LW	608	260	181	441	1535
17. Syl Apps (36/37 to 42/43;45/46 to 47/48)	C	423	201	231	432	56
18. Ian Turnbull (73/74 to 81/82)	D	580	112	302	414	651
19. Gary Leeman (83/84 to 91/92)	RW	545	176	231	407	463
20. John Anderson (77/78 to 84/85)	RW	534	189	204	393	168
21. Sid Smith (46/47 to 57/58)	LW	601	186	183	369	94
22. Ron Stewart (52/53 to 64/65)	RW	838	186	182	368	413
23. Harvey (Busher) Jackson (29/30 to 38/39)	LW	434	186	165	351	342
24. Red Kelly (59/60 to 66/67)	C	470	119	232	351	74
25. Tod Sloan (47/48 to 48/49;50/51 to 57/58)	C	549	162	184	346	650
26. Dick Duff (54/55 to 63/64)	LW	582	174	165	339	535
27. Bill Derlago (79/80 to 85/86)	C	378	158	176	334	179
28. Vincent Damphousse (86/87 to 90/91)	LW	394	118	211	329	262
29. Jim McKenny (65/66 to 77/78)	D	594	81	246	327	292
30. Charlie Conacher (29/30 to 37/38)	RW	326	200	124	324	411
31. Darcy Tucker (99/00 to 07/08)	RW	531	148	171	319	756
32. Paul Henderson (67/68 to 73/74)	LW	408	162	156	318	166
33. Tom Fergus (85/86 to 91/92)	C	357	118	179	297	324
34. Bryan McCabe (00/01 to 07/08)	D	523	83	214	297	785
35. Steve Thomas (84/85 to 86/87; 98/99 to 00/01)	RW	377	118	173	291	299
36. Nik Antropov (99/00 to 07/08)	RW	509	125	166	291	477
37. Bill Harris (55/56 to 64/65)	C	610	106	181	287	187
38. Harry Watson (46/47 to 54/55)	LW	500	163	122	285	111
39. Todd Gill (84/85 to 95/96)	D	639	59	210	269	922
40. Miroslav Frycer (81/82 to 87/88)	RW	329	115	153	268	374
41. Ed Olczyk (87/88 to 90/91)	C	257	116	151	267	221
42. Peter Ilnacac (82/83 to 89/90)	C	417	102	165	267	175
43. Alexei Ponikarovsky (00/01 to 09/10)	L	477	114	143	257	318
44. Max Bentley (47/48 to 52/53)	C	354	122	134	256	136
45. Mark Osborne (86/87 to 90/91; 91/92 to 93/94)	LW	426	94	160	254	563
46. Bob Davidson (34/35 to 45/46)	L/RW	491	94	160	254	398
47. *Phil Kessel (09/10 to present)	RW	282	119	134	253	83
48. Dan Daoust (82/83 to 89/90)	C	518	87	166	253	540
49. Nick Metz (34/35 to 41/42;44/45 to 47/48)	LW	518	131	119	250	149
50. Al Iafate (84/85 to 90/91)	D	472	81	169	250	546

*Still Active with Leafs

INDIVIDUAL LEADERS BY YEAR

REGULAR SEASON 1927/28 TO 1966/67

YEAR	GOALS	ASSISTS	POINTS	PIMS
1927/28	Bill Carson20	Hap Day8	Bill Carson26	Arthur Duncan97
1928/29	Ace Bailey22	Andy Blair15	Ace Bailey32	Art Smith91
1929/30	Ace Bailey22	Ace Bailey21	Ace Bailey43	Red Horner96
		Joe Primeau21		
1930/31	Charlie Conacher31	Joe Primeau32	Charlie Conacher43	Harvey Jackson81
1931/32	Charlie Conacher34	Joe Primeau37	Harvey Jackson53	Red Horner97
1932/33	Harvey Jackson27	Joe Primeau21	Harvey Jackson44	Red Horner144
1933/34	Charlie Conacher32	Joe Primeau32	Charlie Conacher52	Red Horner146
1934/35	Charlie Conacher36	Harvey Jackson22	Charlie Conacher57	Red Horner125
1935/36	Charlie Conacher23	Charlie Conacher15	Charlie Conacher38	Red Horner167
	Bill Thoms23	Bill Thoms15	Bill Thoms38	
		Art Jackson15		
1936/37	Harvey Jackson21	Syl Apps29	Syl Apps45	Red Horner124
1937/38	Gordie Drillon26	Syl Apps29	Gordie Drillon52	Red Horner92
1938/39	Gordie Drillon18	Syl Apps25	Syl Apps40	Red Horner85
1939/40	Gordie Drillon21	Gordie Drillon19	Gordie Drillon40	Red Horner87
1940/41	Sweeney Schriner24	Billy Taylor26	Gordie Drillon44	Reg Hamilton59
			Syl Apps44	
1941/42	Gordie Drillon23	Billy Taylor26	Gordie Drillon41	Bingo Kampman67
			Syl Apps41	
1942/43	Lorne Carr27	Billy Taylor42	Lorne Carr60	Reg Hamilton68
			Billy Taylor60	
1943/44	Lorne Carr36	Gus Bodnar40	Lorne Carr74	Reg Hamilton32
		Babe Pratt40		
1944/45	Ted Kennedy29	Gus Bodnar36	Ted Kennedy54	Bob Davidson49
1945/46	Gaye Stewart37	Gus Bodnar23	Gaye Stewart52	Bob Goldham44
1946/47	Ted Kennedy28	Ted Kennedy32	Ted Kennedy60	Gus Mortson133
1947/48	Syl Apps26	Jim Thomson29	*Max Bentley54	Bill Barilko147
	*Max Bentley26		Syl Apps53	
1948/49	Harry Watson26	Max Bentley22	Harry Watson45	Bill Ezinicki145
		Cal Gardner22		
1949/50	Max Bentley23	Ted Kennedy24	Sid Smith45	Bill Ezinicki144
1950/51	Tod Sloan31	Ted Kennedy43	Max Bentley62	Gus Mortson142
1951/52	Sid Smith27	Ted Kennedy33	Sid Smith57	Fern Flaman110
1952/53	Sid Smith20	Ted Kennedy23	Sid Smith39	Fern Flaman110
		Bob Hassard23		
1953/54	Sid Smith22	Tod Sloan32	Tod Sloan43	Tod Sloan100
1954/55	Sid Smith33	Ted Kennedy42	Sid Smith54	Eric Nesterenko99
1955/56	Tod Sloan37	George Armstrong32	Tod Sloan66	Tod Sloan100
1956/57	Dick Duff26	George Armstrong26	George Armstrong44	Gerry James90
1957/58	Dick Duff26	Billy Harris28	Dick Duff49	George Armstrong93
1958/59	Dick Duff29	Bert Olmstead31	Dick Duff53	Carl Brewer125
1959/60	Bob Pulford24	Bob Pulford28	Bob Pulford52	Carl Brewer150
		George Armstrong28		
1960/61	Frank Mahovlich48	Red Kelly50	Frank Mahovlich84	Frank Mahovlich131
1961/62	Frank Mahovlich33	Frank Mahovlich38	Frank Mahovlich71	Bob Pulford98
1962/63	Frank Mahovlich36	Red Kelly40	Frank Mahovlich73	Carl Brewer168
1963/64	Frank Mahovlich26	*Andy Bathgate58	*Andy Bathgate77	Eddie Shack128
		Dave Keon37	Dave Keon60	
1964/65	Frank Mahovlich23	Andy Bathgate29	Frank Mahovlich51	Carl Brewer177
1965/66	Frank Mahovlich32	George Armstrong35	Frank Mahovlich56	Kent Douglas97
			Bob Pulford56	
1966/67	Ron Ellis22	Dave Keon33	Dave Keon52	Jim Pappin89

*Totals not all earned with Leafs

INDIVIDUAL LEADERS BY YEAR

REGULAR SEASON 1967/68 TO 2011/12

YEAR	GOALS	ASSISTS	POINTS	PIMS
1967/68	*Norm Ullman35	*Norm Ullman37	*Norm Ullman72	Tim Horton82
	Mike Walton30	Dave Keon37	Mike Walton59	Pete Stenkowski82
1968/69	Norm Ullman35	Norm Ullman42	Norm Ullman77	*Forbes Kennedy219
			Jim Dorey200	
1969/70	Ron Ellis35	Norm Ullman42	Dave Keon62	Rick Ley102
1970/71	Dave Keon38	Norm Ullman51	Norm Ullman85	Jim Dorey198
1971/72	Paul Henderson38	Norm Ullman50	Norm Ullman73	Rick Ley124
1972/73	Dave Keon37	Darryl Sittler48	Darryl Sittler77	Mike Pelyk118
1973/74	Darryl Sittler38	Norm Ullman47	Darryl Sittler84	Brian Glennie100
1974/75	Darryl Sittler36	Darryl Sittler44	Darryl Sittler80	Dave Williams187
1975/76	Errol Thompson43	Darryl Sittler59	Darryl Sittler100	Dave Williams299
1976/77	Lanny McDonald46	Borje Salming66	Darryl Sittler90	Dave Williams338
			Lanny McDonald90	
1977/78	Lanny McDonald47	Darryl Sittler72	Darryl Sittler117	Dave Williams351
1978/79	Lanny McDonald43	Borje Salming56	Darryl Sittler87	Dave Williams298
1979/80	Darryl Sittler40	Darryl Sittler57	Darryl Sittler97	Dave Williams197
1980/81	Darryl Sittler43	Borje Salming61	Wilf Paiement97	Rick Vaive229
1981/82	Rick Vaive54	Bill Derlago50	Rick Vaive89	Bob McGill263
1982/83	Rick Vaive51	John Anderson49	John Anderson80	Jim Korn236
1983/84	Rick Vaive52	Dan Daoust56	Rick Vaive93	Jim Korn257
1984/85	Rick Vaive35	Dan Daoust37	Rick Vaive68	Bob McGill250
1985/86	Wendel Clark34	Miroslav Frycer43	Miroslav Frycer75	Wendel Clark227
1986/87	Wendel Clark37	Russ Courtnall44	Russ Courtnall73	Wendel Clark221
1987/88	Ed Olczyk42	Mark Osborne37	Ed Olczyk75	Al Secord271
1988/89	Ed Olczyk38	Ed Olczyk52	Ed Olczyk90	John Kordic185
			Brian Curran185	
1989/90	Gary Leeman51	Vincent Damphousse61	Gary Leeman95	Brian Curran301
1990/91	Vincent Damphousse26	Vincent Damphousse47	Vincent Damphousse73	Luke Richardson238
1991/92	*Doug Gilmour26	*Doug Gilmour61	*Doug Gilmour87	*K. Baumgartner225
	Glenn Anderson24	Glenn Anderson57	Glenn Anderson57	Bob Halkidis145
1992/93	*Dave Andreychuk54	Doug Gilmour95	Doug Gilmour127	Rob Pearson211
	Nikolai Borschevsky34			
1993/94	Dave Andreychuk53	Doug Gilmour84	Doug Gilmour111	Rob Pearson189
1994/95	Mats Sundin23	Mike Ridley27	Mats Sundin47	*Tie Domi159
				Warren Rychel101
1995/96	Mike Gartner35	Mats Sundin50	Mats Sundin83	Tie Domi297
1996/97	Mats Sundin41	Mats Sundin53	Mats Sundin94	Tie Domi275
1997/98	Mats Sundin33	Mats Sundin41	Mats Sundin74	Tie Domi365
1998/99	Sergei Berezin37	Mats Sundin52	Mats Sundin83	Tie Domi198
1999/00	Mats Sundin32	Mats Sundin41	Mats Sundin73	Tie Domi198
2000/01	Gary Roberts29	Mats Sundin46	Mats Sundin74	Tie Domi214
2001/02	Mats Sundin41	Mats Sundin39	Mats Sundin80	Tie Domi157
2002/03	Mats Sundin37	Alexander Mogilny46	Alexander Mogilny79	Wade Belak196
2003/04	Mats Sundin31	Mats Sundin44	Mats Sundin75	Tie Domi208
2004/05	Did not play due to work stoppage			
2005/06	Mats Sundin31	Tomas Kaberle58	Mats Sundin78	Bryan McCabe116
2006/07	Mats Sundin27	Mats Sundin49	Mats Sundin76	Bryan McCabe115
2007/08	Mats Sundin32	Mats Sundin46	Mats Sundin78	Pavel Kubina116
2008/09	Jason Blake25	Matt Stajan40	Jason Blake63	Pavel Kubina94
2009/10	Phil Kessel30	Tomas Kaberle42	Phil Kessel55	Colton Orr239
2010/11	Phil Kessel32	Clarke MacArthur41	Phil Kessel64	Colton Orr128
2011/12	Phil Kessel37	Phil Kessel45	Phil Kessel82	Dion Phaneuf92
2012/13	Phil Kessel20	Phil Kessel32	Phil Kessel52	Colton Orr155

*Totals not all earned with Leafs

ALL-TIME STATS LEADERS

GAMES PLAYED

Most Games, Career (600+ Regular Season)

1. George Armstrong.....	1187
2. Tim Horton.....	1185
3. Borje Salming.....	1099
4. Dave Keon.....	1062
5. Ron Ellis.....	1034
6. Mats Sundin.....	981
7. Bob Pulford.....	947
8. Tomas Kaberle.....	878
9. Darryl Sittler.....	844
10. Ron Stewart.....	838
11. Tie Domi.....	777
12. Bob Baun.....	739
13. Frank Mahovlich.....	720
14. Jim Thomson.....	717
15. Ted Kennedy.....	696
16. Todd Gill.....	639
17. Allan Stanley.....	633
18. Walter (Turk) Broda.....	629
19. Bill Harris.....	610
20. Wendel Clark.....	608

GOALS

Most Goals, Career (160+)

1. Mats Sundin.....	420
2. Darryl Sittler.....	389
3. Dave Keon.....	365
4. Ron Ellis.....	332
5. Rick Vaive.....	299
6. Frank Mahovlich.....	296
George Armstrong.....	296
Wendel Clark.....	260
9. Bob Pulford.....	251
10. Ted Kennedy.....	231
11. Lanny McDonald.....	219
12. Syl Apps.....	201
13. Charlie Conacher.....	200
14. John Anderson.....	189
15. Busher Jackson.....	186
Sid Smith.....	186
Ron Stewart.....	186
18. Gary Leeman.....	176
19. Dick Duff.....	174
20. Norm Ullman.....	166
21. Harry Watson.....	163
22. Paul Henderson.....	162
Tod Sloan.....	162

Most Goals, Season (40+)

1. Rick Vaive (81-82).....	54
Dave Andreychuk (92-93) (29 with Buffalo).....	54
3. Dave Andreychuk (93-94).....	53
4. Rick Vaive (83-84).....	52
5. Rick Vaive (82-83).....	51
Gary Leeman (89-90).....	51
7. Frank Mahovlich (60-61).....	48
8. Lanny McDonald (77-78).....	47
9. Wendel Clark (93-94).....	46
Lanny McDonald (76-77).....	46
11. Darryl Sittler (77-78).....	45
12. Errol Thompson (75-76).....	43
Lanny McDonald (78-79).....	43
Darryl Sittler (80-81).....	43
15. Ed Olczyk (87-88).....	42

16. Mats Sundin (01-02).....	41
Mats Sundin (96-97).....	41
Darryl Sittler (75-76).....	41
19. Darryl Sittler (79-80).....	40
Wilf Paiement (80-81).....	40
Bill Derlago (83-84).....	40

GAME-WINNING GOALS

Most Game Winning Goals, Career

1. Mats Sundin.....	79
2. Dave Keon.....	63
3. Frank Mahovlich.....	55
4. Ron Ellis.....	50
5. George Armstrong.....	43
6. Darryl Sittler.....	42

POWERPLAY GOALS

Most Powerplay Goals, Career

1. Mats Sundin.....	124
2. Darryl Sittler.....	120
3. Rick Vaive.....	90
4. Wendel Clark.....	79
5. Dave Keon.....	65
6. George Armstrong.....	64
7. Frank Mahovlich.....	62
8. Darcy Tucker.....	61
9. Lanny McDonald.....	59
10. Ron Ellis.....	56
11. Sid Smith.....	54
12. Dave Andreychuk.....	53

SHORTHANDED GOALS

Most Shorthanded Goals, Career

1. Dave Keon.....	31
2. Bob Pulford.....	27
3. Mats Sundin.....	23
4. Ron Stewart.....	15
5. Russ Courtnall.....	13
Dave Reid.....	13
Greg Terrien.....	13
8. Rick Vaive.....	11
9. Lanny McDonald.....	10
Rudy Migay.....	10
3 tied.....	9

ASSISTS

Most Assists, Career (200+)

1. Borje Salming.....	620
2. Mats Sundin.....	567
3. Darryl Sittler.....	527
4. Dave Keon.....	493
5. Tomas Kaberle.....	437
6. George Armstrong.....	417
7. Tim Horton.....	349
8. Ted Kennedy.....	329
9. Doug Gilmour.....	321
10. Bob Pulford.....	312
11. Ron Ellis.....	308
12. Norm Ullman.....	305
13. Ian Turnbull.....	302
14. Frank Mahovlich.....	301
15. Jim McKenny.....	246
16. Lanny McDonald.....	240

*Still Active with Leafs

ALL-TIME STATS LEADERS

17. Rick Vaive.....	238
18. Red Kelly.....	232
19. Syl Apps.....	231
Gary Leeman.....	231
21. Vincent Damphousse.....	211
22. Todd Gill.....	210
23. Jim Thomson.....	208
24. John Anderson.....	204

Most Assists, Season (50+)

1. Doug Gilmour (92-93).....	95
2. Doug Gilmour (93-94).....	84
3. Darryl Sittler (77-78).....	72
4. Borje Salming (76-77).....	66
5. Borje Salming (80-81).....	61
Doug Gilmour (91-92) (Tor.) 34 (Overall).....	61
Vincent Damphousse (89-90).....	61
8. Borje Salming (77-78).....	60
9. Darryl Sittler (75-76).....	59
10. Tomas Kaberle (05-06).....	58
11. Ian Turnbull (76-77).....	57
Darryl Sittler (79-80).....	57
Wilf Paiement (80-81).....	57
14. Lanny McDonald (75-76).....	56
Borje Salming (78-79).....	56
Dan Daoust (83-84).....	56
Ed Olczyk (89-90).....	56
18. Darryl Sittler (80-81).....	53
Mats Sundin (96-97).....	53
20. Darryl Sittler (76-77).....	52
Borje Salming (79-80).....	52
Ed Olczyk (88-89).....	52
23. Norm Ullman (70-71).....	51
Ian Turnbull (78-79).....	51
Darryl Sittler (78-79).....	51
26. Red Kelly (60-61).....	50
Norm Ullman (71-72).....	50
Bill Derlago (81-82).....	50
Mark Osborne (89-90).....	50
Mats Sundin (95-96).....	50

POINTS

Most Points, Season (80+)

1. Doug Gilmour (92-93).....	127
2. Darryl Sittler (77-78).....	117
3. Doug Gilmour (93-94).....	111
4. Darryl Sittler (75-76).....	100
5. Dave Andreychuk (93-94).....	99
6. Darryl Sittler (79-80).....	97
Wilf Paiement (80-81).....	97
8. Darryl Sittler (80-81).....	96
9. Gary Leeman (89-90).....	95
10. Mats Sundin (96-97).....	94
Vincent Damphousse (89-90).....	94
12. Lanny McDonald (75-76).....	93
Rick Vaive (83-84).....	93
14. Lanny McDonald (76-77).....	90
Darryl Sittler (76-77).....	90
Ed Olczyk (88-89).....	90
17. Rick Vaive (81-82).....	89
18. Ed Olczyk (89-90).....	88
19. Lanny McDonald (77-78).....	87
Darryl Sittler (78-79).....	87
Doug Gilmour (91-92).....	87
22. Norm Ullman (70-71).....	85
Lanny McDonald (78-79).....	85
24. Frank Mahovlich (60-61).....	84
Darryl Sittler (73-74).....	84
Bill Derlago (81-82).....	84

27. Mats Sundin (95-96).....	83
Mats Sundin (98-99).....	83
29. *Phil Kessel (11-12).....	82
30. Darryl Sittler (74-75).....	80
Errol Thompson (75-76).....	80
John Anderson (82-83).....	80
Mats Sundin (01-02).....	80

PENALTY MINUTES

Most Penalty Minutes, Career (500+)

1. Tie Domi.....	2265
2. Dave Williams.....	1670
3. Wendel Clark.....	1535
4. Tim Horton.....	1389
5. Borje Salming.....	1292
6. Red Horner.....	1264
7. Bob Baun.....	1155
8. Bob McGill.....	988
9. Rick Vaive.....	940
10. Todd Gill.....	922
11. Carl Brewer.....	917
12. Jim Thomson.....	845
13. Bryan McCabe.....	785
14. Frank Mahovlich.....	782
15. Darryl Sittler.....	763
Wade Belak.....	763
Darcy Tucker.....	756
18. Mats Sundin.....	748
George Armstrong.....	721
20. Gus Mortson.....	709
21. Jim Korn.....	708
22. Bob Pulford.....	691
23. Eddie Shack.....	676
24. Ian Turnbull.....	651
25. Tod Sloan.....	650
26. Brian Glennie.....	599
27. Luke Richardson.....	597
28. Mike Pelyk.....	566
29. Mark Osborne.....	563
30. Jim Dorey.....	553
31. Al Iafrate.....	546
32. Dan Daoust.....	540
33. Dan Maloney.....	538
34. Dick Duff.....	535
35. Hap Day.....	528
36. *Colton Orr.....	527
37. Bill Ezinicki.....	525
38. Pat Boutette.....	520
Ken Baumgartner.....	520
40. Brian Curran.....	512

Most Penalty Minutes, Season (200+)

1. Tie Domi (97-98).....	365
2. Dave Williams (77-78).....	351
3. Dave Williams (76-77).....	338
4. Brian Curran (89-90).....	301
5. Dave Williams (75-76).....	299
6. Dave Williams (78-79).....	298
7. Tie Domi (95-96).....	297
8. Tie Domi (96-97).....	275
9. Wendel Clark (86-87).....	271
10. Bob McGill (81-82).....	263
11. Jim Korn (83-84).....	257
12. John Kordic (89-90).....	252
13. Bob McGill (84-85).....	250
14. *Colton Orr (09-10).....	239
15. Luke Richardson (90-91).....	238
16. Dave Hutchison (78-79).....	235
17. Rick Vaive (80-81).....	229
18. Wendel Clark (85-86).....	227

*Still Active with Leafs

ALL-TIME STATS LEADERS

19. Al Secord (87-88).....	221
20. Tie Domi (00-01).....	214
21. Rob Pearson (92-93).....	211
22. Jeff Brubaker (84-85).....	209
23. Tie Domi (03-04).....	208
24. Wilf Palement (81-82).....	203
25. Rob Ramage (89-90).....	202
26. Jim Dorey (68-69).....	200

PLUS/MINUS (since 1967-68)

1. Borje Salming.....	181
2. Mats Sundin.....	99
3. Lanny McDonald.....	89
4. Paul Henderson.....	84
5. Ron Ellis.....	67
6. Brian Glennie.....	63
Dave Keon.....	63
Bryan McCabe.....	63
8. Alexei Ponikarovsky.....	56
9. Doug Gilmour.....	55
10. Nik Antropov.....	54
11. Norm Ullman.....	53

GOALTENDING

Most Shutouts, Career

1. Walter Broda.....	62
2. Harry Lumley.....	34
3. Lorne Chabot.....	33
Johnny Bower.....	33
5. George Hainsworth.....	19
Bruce Gamble.....	19
7. Ed Belfour.....	17
Curtis Joseph.....	17
9. Mike Palmateer.....	15
10. Ed Chadwick.....	14
11. Felix Potvin.....	12
12. Al Rollins.....	11
13. *James Reimer.....	10
14. John Ross Roach.....	8
15. Allan Bester.....	7
Jacques Plante.....	7
17. Paul Bibeault.....	5
Don Simmons.....	5
Vesa Toskala.....	5
Jonas Gustavsson.....	5

Most Wins, Career

1. Walter Broda.....	302
2. Johnny Bower.....	220
3. Felix Potvin.....	160
4. Curtis Joseph.....	138
5. Mike Palmateer.....	129
6. Harry Lumley.....	104
7. Lorne Chabot.....	103
8. Ed Belfour.....	93
9. Bruce Gamble.....	82
10. George Hainsworth.....	79
11. Allan Bester.....	69
12. Vesa Toskala.....	62
13. Ed Chadwick.....	57
Al Rollins.....	57
14. Ken Wregget.....	55
15. *James Reimer.....	53
16. Jacques Plante.....	48

Most Losses, Career

1. Walter Broda.....	224
2. Johnny Bower.....	161
3. Felix Potvin.....	149
4. Mike Palmateer.....	112
Ken Wregget.....	112
6. Harry Lumley.....	106
7. Curtis Joseph.....	97
8. Allan Bester.....	91
9. Ed Chadwick.....	89
10. Bruce Gamble.....	83
11. Lorne Chabot.....	80
12. Ed Belfour.....	61
13. Vesa Toskala.....	54
14. George Hainsworth.....	48
15. Jonas Gustavsson.....	45
16. John Ross Roach.....	42
Grant Fuhr.....	42

Most Games, Career

1. Walter Broda.....	629
2. Johnny Bower.....	472
3. Felix Potvin.....	369
4. Mike Palmateer.....	296
5. Curtis Joseph.....	270
6. Harry Lumley.....	267
7. Lorne Chabot.....	214
8. Bruce Gamble.....	210
9. Allan Bester.....	205
10. Ken Wregget.....	200







Minutes, Career

1. Turk Broda.....	38167
2. Johnny Bower.....	27395
3. Felix Potvin.....	21461
4. Mike Palmateer.....	16847
5. Harry Lumley.....	16000
6. Curtis Joseph.....	15808
7. John Ross Roach.....	13653
8. Lorne Chabot.....	13024
9. Bruce Gamble.....	11675
10. Allan Bester.....	10949

Goals Against Average, Career

(2400 minutes minimum)	
1. John Ross Roach.....	2.00
2. Al Rollins.....	2.06
3. Lorne Chabot.....	2.20
4. Harry Lumley.....	2.21
5. George Hainsworth.....	2.26
6. Jacques Plante.....	2.46
7. Curtis Joseph.....	2.49
8. Ed Belfour.....	2.51
9. Johnny Bower.....	2.51
10. Walter Broda.....	2.53
11. Bernie Parent.....	2.59
12. Damien Rhodes.....	2.64
13. *James Reimer.....	2.71
Don Simmons.....	2.71
15. Jean Sebastien-Giguere.....	2.73
16. Terry Sawchuk.....	2.81
17. Felix Potvin.....	2.87

*Still Active with Leafs



TEAM RECORDS (SEASON)

TEAM RECORDS, SEASON

Points, Season

Most Points

103	2003-04 (82 games)
100	2001-02 (82 games)
100	1999-00 (82 games)

Fewest Points

35	1926-27 (44 games)
40	1929-30 (44 games)

Highest Points Percentage

.679	1950-51 (70 games)
.667	1934-35 (48 games)

Lowest Points Percentage

.300	1984-85 (80 games)
.325	1987-88 (80 games)

Wins, Season

Most Wins

45	2003-04 (82 games)
45	1999-00 (82 games)
45	1998-99 (82 games)

Most Home Wins

26	2005-06 (41 games)
25	1992-93 (42 games)
25	1961-62 (35 games)

Most Road Wins

23	2003-04 (41 games)
22	1998-99 (41 games)

Fewest Wins

15	1926-27 (44 games)
17	1929-30 (44 games)

Fewest Home Wins

9	1927-28 (22 games)
10	Four times: Most recently in 1984-85 (40 games)

Fewest Road Wins

5	1955-56 (35 games)
5	1926-27 (22 games)

Losses, Season

Most Losses

52	1984-85 (80 games)
49	1987-88 (80 games)

Most Home Losses

28	1984-85 (40 games)
21	Three times: Most recently in 1990-91 (40 games)

Most Road Losses

29	1987-88 (40 games)
29	1983-84 (40 games)
29	1972-73 (39 games)

Fewest Losses

13	1933-34 (48 games)
13	1930-31 (44 games)

Fewest Home Losses

2	1933-34 (24 games)
3	1947-48 (30 games)
3	1939-40 (24 games)

Fewest Road Losses

8	1950-51 (35 games)
8	1934-35 (24 games)

Overtime, Season

Most Overtime Wins

7	2005-06
7	2002-03
7	1999-00
6	1985-86
5	2011-12
5	2000-01

Most Home Overtime Wins

5	1998-99
4	2008-09
4	2007-08
4	2006-07
4	2005-06
4	2002-03
4	2000-01
4	1991-92

Most Road Overtime Wins

4	2003-04
4	1999-00

Most Overtime Losses

10	2009-10
6	1985-86
5	2011-12
5	2010-11
5	2000-01

Most Home Overtime Losses

6	2009-10
4	2008-09
4	2000-01

Most Road Overtime Losses

4	2009-10
4	2001-02
4	1985-86

Ties, Season

Most Ties

22	1954-55 (70 games)
16	Four times: Most recently in 1981-82

Most Home Ties

11	1954-55 (35 games)
10	1968-69 (38 games)
10	1948-49 (30 games)

Most Road Ties

11	1964-65 (35 games)
11	1954-55 (35 games)

Fewest Ties

3	1941-42 (48 games)
4	Four times: Most recently in 1989-90

TEAM RECORDS (SEASON)

Goals, Season

Most Goals

337	1989-90 (80 games)
322	1980-81 (80 games)

Most Goals Against

387	1983-84 (80 games)
386	1985-86 (80 games)

Fewest Goals

79	1926-27 (44 games)
----	--------------------

Fewest Goals (Minimum 70 games)

147	1954-55 (70 games)
-----	--------------------

Fewest Goals Against

69	1928-29 (44 games)
----	--------------------

Fewest Goals Against (Minimum 70 games)

131	1953-54 (70 games)
-----	--------------------

Highest Goals Per Game Average

4.28	1943-44 (214 goals in 50 games)
4.21	1989-90 (337 goals in 80 games)

Highest Goals Against Per Game Average

4.837	1983-84 (387 goals in 80 games)
4.825	1985-86 (386 goals in 80 games)

Most Powerplay Goals

107	2005-06 (82 games)
-----	--------------------

Most Shorthanded Goals

17	1986-87 (80 games)
----	--------------------

Most 20-Goal Scorers

7	1989-90 (Leeman, Damphousse, Iczyk, Marois, Osborne, Iafrate, Franceschetti)
7	1985-86 (Clark, Vaive, Frycer, Fergus, M. Stastny, Courtnall, Thomas)
7	1980-81 (Sittler, Paiement, Vaive, Derlago, Sedlbauer, Martin, Maloney)

Most 30-Goal Scorers

4	1989-90 (Leeman, Damphousse, Olczyk, Marois)
4	1980-81 (Sittler, Paiement, Vaive, Derlago)

Most 40-Goal Scorers

2	1993-94 (Clark, Andreychuk)
2	1983-84 (Vaive, Derlago)
2	1980-81 (Sittler, Paiement)
2	1977-78 (Sittler, McDonald)
2	1975-76 (Sittler, Thompson)

Fewest Home Ties

0	1941-42 (24 games)
1	1936-37, 1943-44

Fewest Road Ties

0	1939-40 (24 games)
1	Four times: Most recently in 1988-89

Shutouts, Season

Most Shutouts

13	1953-54
----	---------

Most Times Shut Out

13	1926-27
----	---------

Streaks, Season

Longest Winning Streak

10	Oct. 7 to Oct. 28, 1993
----	-------------------------

Longest Home Winning Streak

9	Mar. 6 to Apr. 7, 2007
9	Nov. 11 to Dec. 26, 1953

Longest Road Winning Streak

7	Jan. 29 to Feb. 22, 2003
7	Dec. 4, 1960 to Jan. 5, 1961
7	Nov. 14 to Dec. 15, 1940

Longest Undeclared Streak

11	Jan. 6 to Feb. 1, 1994 (7W-4T)
11	Oct. 15 to Nov. 8, 1950 (8W-3T)

Longest Home Undeclared Streak

18	Oct. 31, 1953 to Jan. 23, 1954 (16W-2T)
18	Nov. 28, 1933 to Mar. 10, 1934 (15W-3T)

Longest Road Undeclared Streak

9	Nov. 30, 1947 to Jan. 11, 1948 (4W-5T)
---	--

Longest Losing Streak

10	Jan. 15 to Feb. 8, 1967
----	-------------------------

Longest Home Losing Streak

7	Nov. 11 to Dec. 5, 1984
---	-------------------------

Longest Road Losing Streak

11	Feb. 20 to Apr. 1, 1988
----	-------------------------

Longest Winless Streak

15	Dec. 26, 1987 to Jan. 25, 1988 (11L-4T)
----	---

Longest Home Winless Streak

11	Feb. 11, 2012 to Mar. 27, 2012 (8L-2OT-1SO)
11	Dec. 19, 1987 to Jan. 25, 1988 (7L-4T)

Longest Road Winless Streak

18	Oct. 6, 1982 to Jan. 5, 1983 (13L-5T)
----	---------------------------------------

Longest Shutout Streak

311:42	Nov. 13-25, 1930, (Lorne Chabot, Benny Grant)
--------	---

TEAM RECORDS (GAME)

TEAM RECORDS, GAME

Largest Margin of Victory, Leaf Shutout
13 Jan. 2, 1971 vs. Detroit W-13-0

Goals, Game

Most Goals
14 Mar. 16, 1957 vs. NY Rangers, W 14-1

Most Goals Against
14 Mar. 19, 1981 at Buffalo, L 14-4

Most Goals, Both Teams
20 Jan. 8, 1986 vs. Edmonton W 11-9

Most Powerplay Goals
7 Oct. 14, 2005 at Atlanta W 9-1

Most Powerplay Goals Against
7 Mar. 13, 1987 at Washington, L 10-2

Most Powerplay Goals, Both Teams
9 Oct. 14, 1978 vs. NY Islanders, 10-7
(Leafs 5PPG - Islanders 4PPG)

Most Shorthanded Goals
3 Nov. 16, 1988 vs. Pittsburgh, W 8-5

Assists, Game

Most Assists
23 Mar. 16, 1957 vs. NY Rangers, W 14-1

Most Assists Against
22 Mar. 19, 1981 at Buffalo, L 14-4

Most Assists, Both Teams
32 Oct. 14, 1978, vs. NY Islanders, W 10-7
(Leafs 18A - Islanders 14A)

Points, Game

Most Points
37 Mar. 16, 1957 vs. NY Rangers (14G, 23A),
W 14-1

Most Points Against
36 Mar. 19, 1981 at Buffalo (14G, 22A), L 14-4

Most Points, Both Teams
53 Jan. 8, 1986 vs. Edmonton (20G, 33A),
W 11-9 (Leafs 17A - Oilers 16A)

Fastest, Game

Fastest Maple Leaf Goal, Start of Game
0:07 Charlie Conacher, Feb. 6, 1932 vs. Boston

Fastest Opponent Goal, Start of a Game:
0:05** Alex Mogilny, Dec. 21, 1991 vs. Buffalo

Fastest Maple Leafs Goal, Start of a Period:
0:06 Frank Mahovlich, Jan. 7, 1961 vs.
Boston (2nd period)
0:06 Mats Sundin, Dec. 30, 1995 at
St. Louis (OT)

Fastest Opponent Goal, Start of a Period:
0:05 Alex Mogilny, Dec. 21, 1991 vs. Buffalo
(1st period)

Fastest Maple Leafs Goal, Overtime:
0:06 Mats Sundin, Dec. 30, 1995 at St. Louis

* NHL Record **Ties NHL Record

Fastest Opponent Overtime Goal, Overtime:
0:12 Joe Thornton, Oct. 25, 2001 at Boston

Fastest Two Goals
0:04** Dec. 29, 1988 at Quebec, 3rd period,
Ed Olczyk (5:24), Gary Leeman (5:28),
W 6-5

Fastest Three Goals
0:39 Jan. 20, 1940 vs. NY Americans,
1st period, Sweeney Schriner (3:25), Harry
Taylor (3:52), Pep Kelly (4:04), W 5-1

Fastest Four Goals
1:25 Mar. 26, 2002 vs. Tampa Bay, 3rd period,
Robert Reichel (5:10), Mats Sundin (5:53), Tie
Domi (6:09), Tie Domi (6:35), W 7-2

Fastest Five Goals
4:18 Feb. 13, 1971 vs. Los Angeles, 2nd period, W 8-1

Fastest Six Goals
7:16 Jan. 12, 1946 vs. Detroit, 1st period, Gus
Bodnar (3:17), Billy Taylor (5:48), Gaye Stewart
(7:13), Syl Apps (7:46), Jack Hamilton (9:22),
Billy Taylor (10:33), W 9-3

Fastest Two Powerplay Goals
0:06 Feb. 9, 1952 vs. Montreal, 2nd period, Howie
Meeker (10:14), Howie Meeker (10:20), W 3-2

Fastest Three Powerplay Goals
1:16 Feb. 9, 1952 vs. Montreal, 2nd period, Howie
Meeker (10:14), Howie Meeker (10:20),
George Armstrong (11:30), W 3-2

Fastest Two Goals Against
0:06 Jan. 26, 1933 vs. Boston, 3rd period, Nels
Stewart (15:03), Percy Galbraith (15:09), L 4-2

Fastest Three Goals Against
0:27 Nov. 15, 1944 vs. Detroit, 2nd period,
Hal Jackson (11:48), Steve Wochy (12:02),
Don Grosso (12:15), L 8-4

Fastest Four Goals Against
2:08 Feb. 19, 1985 vs. Edmonton, (14:23 to 16:31 of
2nd period) Wayne Gretzky, Jari Kurri(2), and
Mark Napier, L 4-9

Fastest Five Goals Against
6:10 January 8, 1986 vs. Edmonton, (15:10 of 2nd
period to 1:20 of 3rd period), Wayne Gretzky,
Kevin McClelland, Paul Coffey, Jari Kurri, and
Glenn Anderson, W 11-9

Fastest Six Goals Against
10:02 January 8, 1986 vs. Edmonton, (11:19 of
2nd period to 1:20 of the 3rd period),
Raimo Summanen, Wayne Gretzky, Kevin
McClelland, Paul Coffey, Jari Kurri, and Glenn
Anderson, W 11-9

Fastest Two Goals, Both Teams
0:07 Feb. 25, 1992 vs. New Jersey, 3rd period,
Randy McKay, N.J. (9:06), Peter Zedel
(9:13) T 5-5
0:07 Oct. 11, 1970 at Vancouver, 3rd period,
Andre Boudrias, VAN (9:00), Norm Ullman,
TOR (9:07), L 5-3
0:07 Mar. 15, 1964 at NY Rangers, 3rd period,
Jim Neilson, NYR, (1:27),
Tim Horton, TOR (1:34), W 3-1

TEAM RECORDS (GAME)

Fastest Three Goals, Both Teams
0:29 Feb. 19, 1984 vs. Detroit, 3rd period, L 6-2

Fastest Four Goals, Both Teams
0:53* Oct. 15, 1983 vs. Chicago, 2nd period,
Gaston Gingras, TOR (16:49), Denis Savard,
CHI (17:12), Steve Larmer, CHI (17:27),
Denis Savard, CHI (17:42), W 10-8

Fastest Five Goals, Both Teams
1:24* Oct. 15, 1983 vs. Chicago, 2nd period, Gaston
Gingras, TOR (16:49), Denis Savard, CHI
(17:12), Steve Larmer, CHI (17:27), Denis
Savard, CHI (17:42), John Anderson, TOR
(18:13), W 10-8

Fastest Six Goals, Both Teams
3:15 Jan. 4, 1944 at Montreal, 1st period, Maurice
Richard, MTL (14:10), Don Webster, TOR
(15:13), Fern Majeau, MTL (15:41), Bugsy
Watson, MTL (15:52), Lorne Carr, TOR (16:55),
Emile Bouchard, MTL (17:25), L 6-3

Shots On Goal, Game (Since 1955/56)

Most Shots On Goal
61 Nov. 23, 2009 vs. NY Islanders, OTL 3-4
*includes overtime
61 Feb. 25, 1976 vs. Detroit, W 8-0

Most Shots Against
65 Mar. 15, 1984 at Hartford, L 5-3

Most Shots, Both Teams
109 Oct. 9, 1955 at Chicago, W 5-3
(Leafs 58 - Blackhawks 51)

Fewest Shots On Goal
9 Mar. 4, 1999 at St. Louis, W 4-0

Fewest Shots Against
13 Mar. 9, 1975 at Washington, T 4-4
13 Oct. 12, 1955 at Boston, L 2-0

Fewest Shots, Both Teams
32 Jan. 5, 2002 vs. Ottawa, W 3-1
32 Jan. 24, 1985 at NY Islanders, L 4-1

* NHL Record **Ties NHL Record

Penalties, Game

Most Penalty Minutes
154 Nov. 15, 1986 vs. Detroit, W 6-0

Most Penalty Minutes, Opponent
160 Jan. 13 1986 vs. Detroit, W 7-4

Most Penalty Minutes, Both Teams
300 Nov. 15, 1986 vs. Detroit, W 6-0
Toronto: 17 min, 8 maj, 6 mis, 2
game/Detroit: 13 min, 10 maj,
4 min, 3 game

Most Penalties
33 Nov. 15, 1986 vs. Detroit, W 6-0

Most Penalties, Opponent
33 Jan. 13 1986 vs. Detroit, W 7-4

Most Penalties, Both Teams
66 Mar. 2, 1990 at Detroit, L 3-2



Alexander Mogilny

TEAM RECORDS (PERIOD)

TEAM RECORDS, PERIOD

Goals, Period

Most Goals

7 Jan. 2, 1971 vs. Detroit, 3rd period, W 13-0

Most Goals Against

9* Mar. 19, 1981 at Buffalo, 2nd period, L 14-4

Most Powerplay Goals

3 Nov. 19, 2011 vs. Washington, 2nd period, W 7-1

3 Jan. 7, 2011 at Atlanta, 2nd period, W 9-3

Most Goals, Both Teams

12** Mar. 19, 1981 at Buffalo, 2nd period, L 14-4

Assists, Period

Most Assists

11 Nov. 12, 1999 at Chicago 3, 3rd period, W 10-3

11 Jan. 2, 1971 vs. Detroit, 3rd period, W 13-0

Most Assists Against

14 Mar. 19, 1981 at Buffalo, 2nd period, L 14-4

14 Mar. 16, 1969 vs. Boston, 2nd period, L 11-3

Most Assists, Both Teams

19 Mar. 19, 1981 at Buffalo, 2nd period, L 14-4
(Leafs 5A - Sabres 14A)

Points, Period

Most Points

18 Jan. 2, 1971 vs. Detroit, 3rd period, W 13-0

Most Points Against

23* Mar. 19, 1981 at Buffalo, 2nd period, L 14-4

Most Points, Both Teams

31 Mar. 19, 1981 at Buffalo, 2nd period, L 14-4
(Leafs 3G, 5A - Sabres 9G, 14A)

* NHL Record **Ties NHL Record

Shots On Goal, Period (Since 1955/56)

Most Shots

30 Feb. 25, 1976 vs. Detroit, 1st period, W 8-0

Most Shots Against

32 Mar. 15, 1984 at Hartford, 2nd period, L 5-3

Most Shots, Both Teams

46 Dec. 18, 1976 vs. Colorado, 3rd period,
(Leafs 21 - Rockies 25 shots) W 4-2

Fewest Shots

0 Apr. 3, 2000 at Buffalo, 2nd period, L 3-2

Fewest Shots Against

0 Oct. 21, 2008 vs. Anaheim, 3rd period, 2-3 L (SO)

Penalties, Period

Most Penalty Minutes

108 Jan. 13, 1986 vs. Detroit, 3rd period, W 7-4

Most Penalty Minutes, Opponent

134 Jan. 13, 1986 vs. Detroit, 3rd period, W 7-4

Most Penalty Minutes, Both Teams

242 Jan. 13, 1986 vs. Detroit, 3rd period, W 7-4

Most Penalties

18 Jan. 13, 1986 vs. Detroit, 3rd period, W 7-4

Most Penalties, Opponent

23 Jan. 13, 1986 vs. Detroit, 3rd period, W 7-4

Most Penalties, Both Teams

41 Jan. 13, 1986 vs. Detroit, 3rd period, W 7-4



Wendel Clark

INDIVIDUAL RECORDS (CAREER)

INDIVIDUAL RECORDS, CAREER

Most Seasons, Career

21 George Armstrong
20 Tim Horton
16 Ron Ellis
16 Borje Salming

Games Played, Career

Most Games

1187 George Armstrong
1185 Tim Horton
1099 Borje Salming

Most Games, Goaltender

629 Walter (Turk) Broda
472 Johnny Bower
369 Felix Potvin

Most Games, Defence

1185 Tim Horton
1099 Borje Salming
878 Tomas Kaberle

Most Games, Centre

1062 Dave Keon
981 Mats Sundin
947 Bob Pulford

Most Games, Left Wing

720 Frank Mahovlich
608 Wendel Clark
601 Sid Smith

Most Games, Right Wing

1187 George Armstrong
1034 Ron Ellis
838 Ron Stewart

Longest Consecutive Games Streak

486 Tim Horton, Feb. 11, 1961 to Feb. 4, 1968

Goals, Career

Most Goals

420 Mats Sundin
389 Darryl Sittler
365 Dave Keon

Most Goals, Defence

148 Borje Salming
112 Ian Turnbull
109 Tim Horton

Most Goals, Centre

420 Mats Sundin
389 Darryl Sittler
365 Dave Keon

Most Goals, Left Wing

296 Frank Mahovlich
260 Wendel Clark
186 Busher Jackson
186 Sid Smith

Most Goals, Right Wing

332 Ron Ellis
299 Rick Vaive
296 George Armstrong

Overtime Goals

14 Mats Sundin
7 Tomas Kaberle
6 Wendel Clark
6 Steve Thomas

Most 20-goal Seasons

13 Mats Sundin
11 Ron Ellis
11 Dave Keon
9 Darryl Sittler

Most 30-goal Seasons

10 Mats Sundin
8 Darryl Sittler
7 Rick Vaive

Most 40-goal Seasons

4 Darryl Sittler
3 Rick Vaive
3 Lanny McDonald

Most 50-goal Seasons

3 Rick Vaive
2 Dave Andreychuk
1 Gary Leeman

Assists, Career

Most Assists

620 Borje Salming
567 Mats Sundin
527 Darryl Sittler

Most Assists, Defence

620 Borje Salming
437 Tomas Kaberle
349 Tim Horton

Most Assists, Centre

567 Mats Sundin
527 Darryl Sittler
493 Dave Keon

Most Assists, Left Wing

301 Frank Mahovlich
211 Vincent Damphousse
183 Sid Smith

Most Assists, Right Wing

417 George Armstrong
308 Ron Ellis
240 Lanny McDonald

Points, Career

Most Points

987 Mats Sundin
916 Darryl Sittler
858 Dave Keon

Most Points, Defence

768 Borje Salming
520 Tomas Kaberle
458 Tim Horton

Most Points, Centre

987 Mats Sundin
916 Darryl Sittler
858 Dave Keon

Most Points, Left Wing

597 Frank Mahovlich
441 Wendel Clark
369 Sid Smith

Most Points, Right Wing

713 George Armstrong
640 Ron Ellis
537 Rick Vaive

* NHL Record **Ties NHL Record

Cont'd...

INDIVIDUAL / GOALTENDING RECORDS (CAREER)

Penalty Minutes, Career

Most Penalty Minutes

2265	Tie Domi
1670	Dave (Tiger) Williams
1535	Wendel Clark

Most Penalty Minutes, Defence

1389	Tim Horton
1292	Borje Salming
1264	Red Horner

Most Penalty Minutes, Centre

763	Darryl Sittler
748	Mats Sundin
691	Bob Pulford

Most Penalty Minutes, Left Wing

1670	Dave (Tiger) Williams
1535	Wendel Clark
782	Frank Mahovlich

Most Penalty Minutes, Right Wing

2265	Tie Domi
940	Rick Vaive
721	George Armstrong

* NHL Record **Ties NHL Record

GOALTENDERS RECORDS, CAREER

Most Games Played

629	Walter (Turk) Broda
472	Johnny Bower
369	Felix Potvin

Most Wins

302	Walter (Turk) Broda
220	Johnny Bower
160	Felix Potvin

Most Shutouts

62	Walter (Turk) Broda
34	Harry Lumley
33	Lorne Chabot
33	Johnny Bower

Lowest GAA (Min. 100 games)

2.06	Al Rollins
2.20	Lorne Chabot
2.21	Harry Lumley



Dave Andreychuk

INDIVIDUAL RECORDS (SEASON)

INDIVIDUAL RECORDS, SEASON

Goals, Season

Most Goals

54	Dave Andreychuk, 1992-93, (29- Buffalo)
54	Rick Vaive, 1981-82
53	Dave Andreychuk, 1993-94

Most Goals, Defence

22	Al Iafate, 1987-88
22	Ian Turnbull, 1976-77
21	Al Iafate, 1989-90

Most Goals, Centre

45	Darryl Sittler, 1977-78
43	Darryl Sittler, 1980-81
42	Ed Olczyk, 1987-88

Most Goals, Left Wing

54	Dave Andreychuk, 1992-93, (29- Buffalo)
53	Dave Andreychuk, 1993-94
48	Frank Mahovich, 1960-61
46	Wendel Clark, 1993-94

Most Goals, Right Wing

54	Rick Vaive, 1981-82
52	Rick Vaive, 1983-84
51	Gary Leeman, 1989-90
51	Rick Vaive, 1982-83

Most Goals, Rookie

34	Wendel Clark 1985-86
31	Daniel Marois, 1988-89

Most Powerplay Goals

21	Dave Andreychuk, 1993-94
21	Wendel Clark, 1993-94
18	Darcy Tucker, 2005-06
18	Rick Vaive, 1982-83

Most Shorthanded Goals

8	Dave Reid, 1990-91
8	Dave Keon, 1970-71

Most Overtime Goals (Since 1983-84)

4	Mats Sundin, 1999-00
2	Tim Connolly, 2011-12
2	Nikolai Kulemin, 2009-10
2	Pavel Kubina, 2007-08 & 2008-09
2	Tomas Kaberle, 2005-06
2	Mats Sundin, 2001-02 & 2002-03
2	Nik Antropov, 2002-03
2	Steve Thomas, 1986-87 & 1999-00
2	Wendel Clark, 1991-92 & 1993-94

Longest Goal Streak

10	John Anderson, Mar. 18 to Apr. 7, 1985
----	--

Longest Home Goal Streak

13	Babe Dye, Dec. 5, 1924 to Feb. 28, 1925
----	---

Longest Road Goal Streak

8	Babe Dye, Jan. 3, 1921 to Feb. 12, 1921
8	Frank Mahovich, Dec. 1, 1960 to Jan. 5, 1961
8	Daniel Marois, Oct. 7 to Nov. 9, 1989

Assists, Season

Most Assists

95	Doug Gilmour, 1992-93
84	Doug Gilmour, 1993-94
72	Darryl Sittler, 1977-78

Most Assists, Defence

66	Borje Salming, 1976-77
61	Borje Salming, 1980-81
60	Borje Salming, 1977-78

Most Assists, Centre

95	Doug Gilmour, 1992-93
84	Doug Gilmour, 1993-94
72	Darryl Sittler, 1977-78

Most Assists, Left Wing

61	Vincent Damphousse, 1989-90
47	Vincent Damphousse, 1990-91
46	Dave Andreychuk, 1993-94

Most Assists, Right Wing

57	Wilf Paiement, 1980-81
56	Lanny McDonald 1975-76
49	John Anderson, 1982-83

Most Assists, Rookie

40	Gus Bodnar, 1943-44
38	Peter Ihnacak, 1982-83

Longest Assist Streak

12	Norm Ullman, Dec. 12, 1970 to Jan. 6, 1971
----	--

Longest Home Assist Streak

15	Darryl Sittler, Oct. 27, 1976 to Jan. 1, 1977
----	---

Longest Road Assist Streak

11	Borje Salming, Oct. 28, 1976 to Dec. 5, 1976
----	--

Most Assists, Season, Goaltender

5	Mike Palmateer, 1978-79
5	Ken Wregget, 1987-88
5	Curtis Joseph, 1998-99
5	Vesa Toskala, 2007-08
4	Ken Wregget, 1986-87
4	Felix Potvin, 1993-94

Points, Season

Most Points

127	Doug Gilmour, 1992-93
117	Darryl Sittler, 1977-78
111	Doug Gilmour, 1993-94

Most Points, Defence

79	Ian Turnbull, 1976-77
78	Borje Salming, 1976-77
76	Borje Salming, 1977-78

Most Points, Centre

127	Doug Gilmour, 1992-93
117	Darryl Sittler, 1977-78
111	Doug Gilmour, 1993-94

Most Points, Left Wing

99	Dave Andreychuk, 1993-94
94	Vincent Damphousse, 1989-90
84	Frank Mahovich, 1960-61

* NHL Record **Ties NHL Record

INDIVIDUAL / GOALTENDING RECORDS (SEASON)

Most Points, Right Wing

97	Wilf Paiement, 1980-81
95	Gary Leeman, 1989-90
93	Lanny McDonald, 1975-76

Most Points, Rookie

66	Peter Ihnacak, 1982-83
62	Gus Bodnar, 1943-44

Longest Point Streak

18	Ed Olczyk, 1989-90
18	Darryl Sittler, 1977-78

Longest Point Streak, Defence

10	Tom Kurvers, 1989-90 (four goals 11 assists) (Jan. 15-Feb. 7)
----	--

Longest Overall Point-Streak, Since Beginning of season:

8	Frank Mahovlich, 1961-62 Lanny McDonald, 1976-77 John Anderson, 1982-83
---	--

Longest Home Point-Streak, Since Beginning of season

16	Mats Sundin, 2007-08 (Oct. 3 - Dec. 4) (8 G, 17 A)
----	---

Longest Road Point-Streak, Since Beginning of season:

9	Harry Cameron, 1921-22 (with St. Pats)
---	--

Penalty Minutes, Season

Most Penalty Minutes

365	Tie Domi, 1997-98
351	Dave Williams, 1977-78
338	Dave Williams, 1976-77

Most Penalty Minutes, Defence

301	Brian Curran, 1989-90
263	Bob McGill, 1981-82
250	Bob McGill, 1984-85

Most Penalty Minutes, Centre

178	Laurie Boschman, 1980-81
150	Laurie Boschman, 1981-82
124	Nik Antropov, 2002-03

Most Penalty Minutes, Left Wing

351	Dave Williams, 1977-78
338	Dave Williams, 1976-77
299	Dave Williams, 1975-76

Most Penalty Minutes, Right Wing

365	Tie Domi, 1997-98
297	Tie Domi, 1995-96
275	Tie Domi, 1996-97

Most Penalty Minutes, Rookie

263	Bob McGill, 1981-82
-----	---------------------

SHOTS ON GOAL, SEASON

346	Darryl Sittler, 1975-76
333	Dave Andreychuk, 1993-94
332	Jason Blake, 2007-08
331	Darryl Sittler, 1972-73
325	Phil Kessel, 2010-11
321	Mats Sundin, 2006-07

GOALTENDERS RECORDS, SEASON

Most Wins

37	Andrew Raycroft, 2006-07
37	Ed Belfour, 2002-03
36	Curtis Joseph, 1999-00
35	Curtis Joseph, 1998-99

Most Shutouts

13	Harry Lumley, 1953-54
12	Lorne Chabot, 1928-29
10	Ed Belfour, 2003-04
10	Harry Lumley, 1952-53

Most Saves

2214	Felix Potvin, 1996-97
------	-----------------------

Lowest GAA (Min. 15 games)

1.61	Lorne Chabot (1928-29)
1.77	Al Rollins (1950-51)
1.86	Harry Lumley (1953-54)

Longest winning streak

9	Felix Potvin (Oct. 7 - Oct. 28, 1993)
9	Jacques Plante (Dec. 12, 1970 - Jan. 9, 1971)
9	John Roach (Jan. 31 - Feb. 28, 1925)
8	Turk Broda (Nov. 24 - Dec. 15, 1940)
8	George Hainsworth (Nov. 8 - Dec. 1, 1934)

Longest winning streak rookie

7	Jonas Gustavsson (Mar. 6 - 27, 2010)
7	Gord McRae (Feb. 25 - Mar. 9, 1975)
7	Al Rollins (Mar. 14 - Mar. 25, 1951)

* NHL Record **Ties NHL Record



Dave "Tiger" Williams

INDIVIDUAL RECORDS (GAME/PERIOD)

INDIVIDUAL RECORDS, GAME & PERIOD

Goals, Game & Period

Most Goals, Game

6	Darryl Sittler, Feb. 7, 1976 vs. Boston, W 11-4
---	---

Most Goals Against, One Player

5	John Tonelli, Jan. 6, 1981 at NY Islanders, L 6-3
---	--

Most Goals, Defence, Game

5	Ian Turnbull, Feb. 2, 1977 vs. Detroit, W 9-1
4	Hap Day, Nov. 19, 1929 at Pittsburgh, L 10-5

Most Goals, Rookie, Game

5	Howie Meeker, Jan. 8, 1947 vs. Chicago, W 10-4
---	---

Most Goals, Period

4**	Harvey (Busher) Jackson, Nov. 20, 1934 at St. Louis, 3rd period, W 5-2
-----	---

Most Goals Against, Period

4**	Al Secord, Jan. 7, 1987 at Chicago, 2nd period, L 6-4
-----	--

Fastest Goal, Start of Game

0:07	Charlie Conacher, Feb. 6, 1932 vs. Boston
0:08	Ted Kennedy, Oct. 24, 1953 vs. Boston

Fastest Goal, By a Player in his First NHL Game

0:15	Gus Bodnar, Oct. 30, 1943 vs. NY Rangers
------	--

Fastest Goal, Start of Period

0:06	Mats Sundin, Dec. 30, 1995 at St. Louis, Overtime, W 4-3
------	---

Fastest Two Goals

0:07	Harvey Jackson, Feb. 18, 1932 vs. NY Rangers, 2nd period (12:50 & 12:57), W 5-3
------	--

Fastest Three Goals

2:54	Lanny McDonald, Oct. 16, 1976 vs. Philadelphia, 1st period, (8:24, 9:25 & 11:18), T 5-5
------	--

Fastest Two Powerplay Goals

0:06	Howie Meeker, Feb. 9, 1952 vs. Montreal, 2nd period (10:14 & 10:20), W 3-2
------	---

Fastest Two Powerplay Goals Against

0:25	Maurice Richard, Nov. 22, 1952 at Montreal, 2nd period (13:25 & 13:50), T 2-2
------	--

Fastest Two Shorthanded Goals

2:54	Darcy Tucker, Mar. 6, 2000 at Vancouver, 2nd period (19:14) & 3rd period (2:08), W 6-5
------	---

Fastest Two Shorthanded Goals Against, One Player

0:12*	Esa Tikkanen, Nov. 12, 1988 vs. Edmonton, 1st period (10:44 & 10:56), L 6-2
-------	--

Assists, Game & Period

Most Assists, Game

6	Doug Gilmour, Feb. 13, 1993 vs. Minnesota, W 6-1
6	Walter (Babe) Pratt, Jan. 8, 1944 vs. Boston, W 12-3

Most Assists Against, One Player

6	Mike Bossy, Jan. 6, 1981 at NY Islanders, L 6-3
---	--

Most Assists, Defence, Game

6**	Walter (Babe) Pratt, Jan. 8, 1944 vs. Boston, W 12-3
-----	---

Most Assists, Rookie, Game

4	Dan Daoust, Jan. 2, 1983 vs. Detroit, W 6-3
4	Pat Boutette, Feb. 25, 1976 vs. Detroit, W 8-0

Most Assists, Period

3	Several players: Most recent: Phil Kessel, Apr. 3, 2012 at Buffalo, 1st period, L 5-6 (OT)
---	---

Points, Game & Period

Most Points, Game

10*	Darryl Sittler, Feb. 7, 1976 vs. Boston (6G, 4A), W 11-4
-----	---

Most Points Against, One Player

8	Bernie Nicholls, Dec. 1, 1988 at Los Angeles, L 9-3
---	--

Most Points, Defence, Game

6	Walter (Babe) Pratt, Jan. 8, 1944 vs. Boston, W 12-3 (6A)
5	Tomas Kaberle, Oct. 26, 2009 at Anaheim, W 6-3 (1G, 4A)
5	Bob Manno, Oct. 10, 1981 vs. Chicago, W 9-8 (1G, 4A)
5	Ian Turnbull, Feb. 2, 1977 vs. Detroit, W 9-1 (5G)
5	Hap Day, Nov. 19, 1929 vs. Pittsburgh, L 10-5 (4G, 1A)

Most Points, Rookie, Game

5	Howie Meeker, Jan. 8, 1947 vs. Chicago, W 10-4
---	--

Most Points, Period

5	Darryl Sittler, Feb. 7, 1976 vs. Boston, 2nd period (3G, 2A), W 11-4
---	---

Most Points Against, One Player

4	Several Players
---	-----------------

Penalty Minutes, Game & Period

Most Penalty Minutes, Game

57	Brad Smith, Nov. 15, 1986
----	---------------------------

Most Penalties, Game

9	Jim Dorey, Oct. 16, 1968
---	--------------------------

* NHL Record **Ties NHL Record

INDIVIDUAL / GOALTENDING ROOKIE RECORDS

INDIVIDUAL ROOKIE RECORDS

Goals

34	Wendel Clark, 1985-86
31	Daniel Marois, 1988-89
28	Walt Poddubny, 1982-83
28	Peter Ihnacak, 1982-83
27	Howie Meeker, 1946-47

Assists

40	Gus Bodnar, 1943-44
38	Peter Ihnacak, 1982-83
37	Bob Nevin, 1960-61
37	Steve Thomas, 1985-86
34	Kyle Wellwood, 2005-06
34	Borje Salming, 1973-74

Points

66	Peter Ihnacak, 1982-83
62	Gus Bodnar, 1943-44
59	Walt Poddubny, 1982-83
58	Bob Nevin, 1960-61
57	Steve Thomas, 1985-86

Plus-Minus (since 1967-68)

+38	Borje Salming, 1973-74
+17	Inge Hammarstrom, 1973-74
+16	Duane Rupp, 1967-68
+16	Paul Evans, 1977-78
+14	Nik Antropov, 1999-00

Penalty Minutes

263	Bob McGill, 1981-82
227	Wendel Clark, 1985-86
200	Jim Dorey, 1968-69
187	Dave Williams, 1974-75
147	Bill Barilko, 1947-48

Game-Winning Goals

8	Howie Meeker, 1946-47
5	Bob Nevin, 1960-61
5	Steve Thomas, 1985-86
4	— several players

Powerplay Goals

9	Dan Daoust, 1982-83
9	Walt Poddubny, 1982-83
9	Alexander Steen, 2005-06
7	Ron Ellis, 1964-65
7	Guy Trottier, 1970-71
7	Daniel Marois, 1988-89
7	Sergei Berezin, 1996-97

Shorthanded Goals

2	Gus Mortson, 1946-47
2	Jimmy Jones, 1977-78
2	Russ Courtnall, 1984-85

Goal Streaks

5	Gaye Stewart, Nov. 12 to 14, 1942
4	Gordie Drillon, Dec. 12 to 22, 1936
4	Danny Lewicki, Jan. 28 to Feb. 4, 1951
4	Ron Ellis, Mar. 20 to 27, 1965
4	Walt Poddubny, Dec. 4 to 8, 1982
4	Steve Thomas, Jan. 4 to 10, 1986
4	Daniel Marois, Mar. 12 to 19, 1989
4	Mikhail Grabovski, Nov. 2 to 8, 2008

Assists Streaks

(assists in consecutive TEAM games)

6	Bob Nevin, Dec. 1 to 11, 1960
6	Dan Daoust, Dec. 29, 1982 to Jan. 8, 1983
6	Frank Nigro, Dec. 18, 1982 to Jan. 1, 1983

Points Streaks

(points in consecutive TEAM games)

9	Gus Bodnar, Nov. 13 to Dec. 4, 1943
9	Bob Nevin, Dec. 1 to 18, 1960
9	Dan Daoust, Dec. 22 to Jan. 8, 1983
8	Daniel Marois, Mar. 7 to 22, 1989
8	Gus Bodnar, Dec. 12, 1943 to Jan. 1, 1944

GOALTENDER ROOKIE RECORDS

Games Played

70	Ed Chadwick, 1956-57
56	Peter Ing, 1990-91
54	Jiri Crha, 1980-81
50	Frank McCool, 1944-45
	Mike Palmateer, 1976-77

Wins

27	Al Rollins, 1950-51
25	Felix Potvin, 1992-93
24	Frank McCool, 1944-45
23	Mike Palmateer, 1976-77
22	Turk Broda, 1936-37

Losses

34	Ed Chadwick, 1956-57
29	Peter Ing, 1990-91
24	Ron Low, 1972-73
22	Frank McCool, 1944-45
20	Jiri Crha, 1980-81

Shutouts

5	Al Rollins, 1950-51
5	Ed Chadwick, 1956-57
4	Frank McCool, 1944-45
4	Mike Palmateer, 1976-77
3	James Reimer, 2010-11
3	Turk Broda, 1936-37

Goals Against Average (minimum 20 GP)

1.77	(40 GP) Al Rollins, 1950-51
2.30	(45 GP) Turk Broda, 1936-37
2.50	(48 GP) Felix Potvin, 1992-93
2.60	(37 GP) James Reimer, 2010-11
2.62	(22 GP) Damian Rhodes, 1993-94

Save Percentage

(minimum 20 GP - since 1976-77 first season individual saves were recorded by the NHL)






.921	(37 GP) James Reimer, 2010-11
.910	(48 GP) Felix Potvin, 1992-93
.905	(50 GP) Mike Palmateer, 1976-77
.902	(42 GP) Jonas Gustavsson, 2009-10
.902	(22 GP) Damian Rhodes, 1993-94

Minutes

3126	Peter Ing, 1990-91
3106	Jiri Crha, 1980-81
2877	Mike Palmateer, 1976-77
2781	Felix Potvin, 1992-93
2340	Jonas Gustavsson, 2009-10

Saves (since 1976-77)

1516	Peter Ing, 1990-91
1472	Jiri Crha, 1980-81
1454	Mike Palmateer, 1976-77
1170	Felix Potvin, 1992-93
1044	James Reimer, 2010-11



ALL-TIME HAT TRICKS

DATE	PLAYER	HOME/ROAD	OPPOSITION
Jan. 14, 1928	Hap Day (1st)	Home	NY Rangers
Mar. 20, 1928	Bill Carson (1st)	Home	Boston Bruins
Nov. 19, 1929	* Hap Day (2nd)	Road	Pittsburgh Pirates
Feb. 6, 1930	Charlie Conacher (1st)	Home	Montreal Canadiens
Jan. 31, 1931	Charlie Conacher (2nd)	Home	Philadel. Quakers
Mar. 5, 1931	Baldy Cotton (1st)	Home	Montreal Maroons
Mar. 19, 1931	* Charlie Conacher (3rd)	Home	Chicago Blackhawks
Mar. 21, 1931	Charlie Conacher (4th)	Road	Ottawa Senators
Mar. 21, 1931	* Ace Bailey (1st)	Road	Ottawa Senators
Dec. 22, 1931	Charlie Conacher (5th)	Home	NY Americans
Jan. 19, 1932	** Charlie Conacher (6th)	Home	NY Americans
Feb. 16, 1933	Busher Jackson (1st)	Road	NY Rangers
Mar. 4, 1933	Joe Primeau (1st)	Home	Montreal Maroons
Dec. 23, 1933	Charlie Conacher (7th)	Home	Montreal Maroons
Jan. 6, 1934	* Charlie Conacher (8th)	Home	Ottawa Senators
Jan. 16, 1934	Ken Doraty (1st)	Road	Ottawa Senators
Jan. 23, 1934	Busher Jackson (2nd)	Home	Montreal Maroons
Mar. 3, 1934	Charlie Conacher (9th)	Home	Detroit Red Wings
Nov. 20, 1934	* Busher Jackson (3rd)	Road	St. Louis Eagles
Dec. 11, 1934	Busher Jackson (4th)	Road	NY Rangers
Jan. 12, 1935	Charlie Conacher (10th)	Home	Chicago Blackhawks
Mar. 5, 1935	* Charlie Conacher (11th)	Road	Montreal Canadiens
Mar. 16, 1935	Charlie Conacher (12th)	Home	Montreal Canadiens
Nov. 9, 1935	Charlie Conacher (13th)	Home	NY Americans
Dec. 28, 1935	Buzz Boll (1st)	Home	NY Rangers
Mar. 7, 1936	Bill Thoms (1st)	Home	Montreal Canadiens
Mar. 12, 1936	Bill Thoms (2nd)	Road	Montreal Canadiens
Jan. 19, 1937	Gord Drillon (1st)	Road	Boston Bruins
Jan. 23, 1937	Busher Jackson (5th)	Home	NY Rangers
Jan. 30, 1937	Gord Drillon (2nd)	Home	Montreal Maroons
Jan. 30, 1937	Busher Jackson (6th)	Home	Montreal Maroons
Nov. 6, 1937	Gord Drillon (3rd)	Home	NY Americans
Nov. 13, 1937	Charlie Conacher (14th)	Home	Chicago Blackhawks
Jan. 16, 1938	Pep Kelly (1st)	Road	Chicago Blackhawks
Nov. 12, 1938	Busher Jackson (7th)	Home	Montreal Canadiens
Jan. 12, 1939	* Syl Apps (1st)	Road	Montreal Canadiens
Mar. 14, 1939	Nick Metz (1st)	Home	NY Americans
Dec. 17, 1939	Pep Kelly (2nd)	Road	NY Americans
Mar. 14, 1940	* Red Heron (1st)	Road	Montreal Canadiens
Nov. 30, 1940	* Hank Goldup (1st)	Home	NY Americans
Jan. 29, 1942	Pete Langelle (1st)	Home	Montreal Canadiens
Feb. 28, 1942	Nick Metz (2nd)	Home	Chicago Blackhawks
Nov. 28, 1942	Syl Apps (2nd)	Home	NY Rangers
Jan. 23, 1943	Syl Apps (3rd)	Home	Chicago Blackhawks
Nov. 27, 1943	Bob Davidson (1st)	Home	Boston Bruins
Dec. 4, 1943	* Jack Hamilton (1st)	Home	NY Rangers
Jan. 8, 1944	George Boothman (1st)	Home	Boston Bruins
Jan. 18, 1944	Lorne Carr (1st)	Road	Boston Bruins
Feb. 19, 1944	Jack Hamilton (2nd)	Home	Boston Bruins
Feb. 19, 1944	Bud Poile (1st)	Home	Boston Bruins
Mar. 9, 1944	Lorne Carr (2nd)	Road	NY Rangers
Mar. 18, 1944	Bob Davidson (2nd)	Home	Boston Bruins
Oct. 29, 1944	Lorne Carr (3rd)	Road	Chicago Blackhawks
Oct. 29, 1944	Sweeney Schriner (1st)	Road	Chicago Blackhawks
Dec. 27, 1944	Ted Kennedy (1st)	Road	NY Rangers
Jan. 9, 1945	Ted Kennedy (2nd)	Home	NY Rangers
Feb. 4, 1945	Ted Kennedy (3rd)	Road	Chicago Blackhawks
Nov. 17, 1945	Gaye Stewart (1st)	Home	Detroit Red Wings
Feb. 3, 1946	Billy Taylor (1st)	Road	NY Rangers
Feb. 23, 1946	Gaye Stewart (2nd)	Home	Boston Bruins
Mar. 2, 1946	Sweeney Schriner (2nd)	Home	Chicago Blackhawks
Mar. 2, 1946	* Syl Apps (4th)	Home	Chicago Blackhawks
Mar. 16, 1946	Billy Taylor (2nd)	Home	Detroit Red Wings
Mar. 17, 1946	Gaye Stewart (3rd)	Road	Detroit Red Wings

* Four goal game
** Five goal game

(Number in parenthesis represents hat tricks as a Maple Leaf)

ALL-TIME HAT TRICKS

DATE	PLAYER	HOME/ROAD	OPPOSITION
Nov. 9, 1946	Syl Apps (5th)	Home	NY Rangers
Nov. 30, 1946	Bill Ezinicki (1st)	Home	Chicago Blackhawks
Jan. 8, 1947	** Howie Meeker (1st)	Home	Chicago Blackhawks
Mar. 8, 1947	Bud Poile (2nd)	Home	Chicago Blackhawks
Dec. 6, 1947	Max Bentley (1st)	Home	Chicago Blackhawks
Dec. 6, 1947	Harry Watson (1st)	Home	Chicago Blackhawks
Mar. 21, 1948	Syl Apps (6th)	Road	Detroit Red Wings
Feb. 6, 1949	Cal Gardner (1st)	Road	Boston Bruins
Oct. 29, 1949	Harry Watson (2nd)	Home	Boston Bruins
Feb. 11, 1951	Tod Sloan (1st)	Road	Chicago Blackhawks
Mar. 15, 1952	Sid Smith (1st)	Home	NY Rangers
Oct. 12, 1952	Ted Kennedy (4th)	Road	Detroit Red Wings
Dec. 8, 1954	Ron Stewart (1st)	Home	Montreal Canadiens
Dec. 15, 1954	Sid Smith (2nd)	Road	Chicago Blackhawks
Feb. 3, 1957	Dick Duff (1st)	Road	Chicago Blackhawks
Mar. 16, 1957	Brian Cullen (1st)	Home	NY Rangers
Mar. 16, 1957	Sid Smith (3rd)	Home	NY Rangers
Oct. 19, 1957	Billy Harris (1st)	Home	Boston Bruins
Oct. 19, 1957	Brian Cullen (2nd)	Home	Boston Bruins
Dec. 1, 1957	Frank Mahovlich (1st)	Road	Chicago Blackhawks
Dec. 25, 1957	Frank Mahovlich (2nd)	Home	Montreal Canadiens
Jan. 25, 1958	Barry Cullen (1st)	Home	NY Rangers
Mar. 15, 1959	George Armstrong (1st)	Road	NY Rangers
Oct. 29, 1960	Frank Mahovlich (3rd)	Road	Chicago Blackhawks
Nov. 5, 1960	* Frank Mahovlich (4th)	Home	NY Rangers
Nov. 12, 1960	Bob Pulford (1st)	Home	Chicago Blackhawks
Dec. 11, 1960	* Frank Mahovlich (5th)	Road	Chicago Blackhawks
Nov. 23, 1961	Red Kelly (1st)	Road	Chicago Blackhawks
Dec. 2, 1961	Billy Harris (2nd)	Home	Chicago Blackhawks
Dec. 16, 1961	George Armstrong (2nd)	Home	NY Rangers
Jan. 6, 1963	Ed Shack (1st)	Road	Chicago Blackhawks
Jan. 31, 1963	Red Kelly (2nd)	Road	Montreal Canadiens
Mar. 21, 1965	Red Kelly (3rd)	Road	NY Rangers
Dec. 18, 1965	Dave Keon (1st)	Home	NY Rangers
Dec. 18, 1965	Bob Pulford (2nd)	Home	NY Rangers
Jan. 15, 1966	Brit Selby (1st)	Home	Boston Bruins
Mar. 5, 1966	Dave Keon (2nd)	Home	Chicago Blackhawks
Dec. 10, 1966	Ron Ellis (1st)	Home	Chicago Blackhawks
Mar. 23, 1967	Pete Stelmowski (1st)	Road	Boston Bruins
Nov. 15, 1967	Mike Walton (1st)	Home	Boston Bruins
Dec. 30, 1967	Frank Mahovlich (6th)	Home	St. Louis Blues
Jan. 13, 1968	Bob Pulford (3rd)	Home	Pittsburgh Penguins
Mar. 17, 1968	Floyd Smith (1st)	Road	Philadelphia Flyers
Dec. 7, 1968	Norm Ullman (1st)	Home	NY Rangers
Jan. 4, 1969	Norm Ullman (2nd)	Home	NY Rangers
Feb. 5, 1969	Ron Ellis (2nd)	Home	Minnesota N. Stars
Jan. 17, 1970	Dave Keon (3rd)	Home	Pittsburgh Penguins
Dec. 2, 1970	Dave Keon (4th)	Home	Los Angeles Kings
Dec. 26, 1970	Paul Henderson (1st)	Home	Philadelphia Flyers
Jan. 9, 1971	Brian Spencer (1st)	Home	Pittsburgh Penguins
Nov. 1, 1971	Ron Ellis (3rd)	Home	Detroit Red Wings
Dec. 25, 1971	Bill MacMillan (1st)	Home	Detroit Red Wings
Dec. 28, 1971	Norm Ullman (3rd)	Road	Pittsburgh Penguins
Feb. 19, 1972	Darryl Sittler (1st)	Home	Buffalo Sabres
Feb. 26, 1972	Paul Henderson (2nd)	Home	Vancouver Canucks
Mar. 24, 1972	Ron Ellis (4th)	Road	Vancouver Canucks
Nov. 25, 1972	Rick Kehoe (1st)	Home	Oakland Seals
Jan. 7, 1974	Darryl Sittler (2nd)	Home	Atlanta Flames
Feb. 28, 1974	Paul Henderson (3rd)	Road	NY Islanders
Mar. 30, 1974	Lanny McDonald (1st)	Home	NY Rangers
Nov. 6, 1974	Darryl Sittler (3rd)	Home	Minnesota N. Stars
Nov. 15, 1974	Bill Flett (1st)	Road	Oakland Seals
Nov. 20, 1974	Dave Keon (5th)	Home	Pittsburgh Penguins
Dec. 14, 1974	Ron Ellis (5th)	Home	Atlanta Flames
Dec. 21, 1974	Inge Hammarstrom (1st)	Home	Boston Bruins

* Four goal game
** Five goal game

(Number in parenthesis represents hat tricks as a Maple Leaf)

ALL-TIME HAT TRICKS

DATE	PLAYER	HOME/ROAD	OPPOSITION
Feb. 25, 1975	Claire Alexander (1st)	Road	Minnesota N. Stars
Mar. 5, 1975	Darryl Sittler (4th)	Home	Detroit Red Wings
Mar. 8, 1975	Errol Thompson (1st)	Home	Minnesota N. Stars
Jan. 24, 1976	Errol Thompson (2nd)	Road	Vancouver Canucks
Feb. 7, 1976	*** Darryl Sittler (5th)	Home	Boston Bruins
Feb. 23, 1976	Darryl Sittler (6th)	Home	Atlanta Flames
Mar. 20, 1976	Darryl Sittler (7th)	Home	Washington Capitals
Oct. 16, 1976	Lanny McDonald (2nd)	Home	Philadelphia Flyers
Dec. 1, 1976	Lanny McDonald (3rd)	Home	Los Angeles Kings
Feb. 2, 1977	** Ian Turnbull (1st)	Home	Detroit Red Wings
Feb. 16, 1977	Jack Valiquette (1st)	Road	Cleveland Barons
Feb. 20, 1977	Errol Thompson (3rd)	Road	Chicago Blackhawks
Oct. 22, 1977	Darryl Sittler (8th)	Home	Philadelphia Flyers
Oct. 29, 1977	Lanny McDonald (4th)	Home	Detroit Red Wings
Dec. 16, 1977	Bruce Boudreau (1st)	Road	Minnesota N. Stars
Oct. 14, 1978	Darryl Sittler (9th)	Home	NY Islanders
Dec. 23, 1978	Ron Ellis (6th)	Road	St. Louis Blues
Feb. 17, 1979	Walt McKechnie (1st)	Home	Los Angeles Kings
Mar. 17, 1979	Darryl Sittler (10th)	Home	Minnesota N. Stars
Mar. 31, 1979	Lanny McDonald (5th)	Home	Minnesota N. Stars
Apr. 1, 1979	Lanny McDonald (6th)	Road	Buffalo Sabres
Jan. 12, 1980	Wilf Paiement (1st)	Home	Vancouver Canucks
Jan. 16, 1980	Darryl Sittler (11th)	Road	Pittsburgh Penguins
Feb. 23, 1980	Rocky Saganiuk (1st)	Road	Winnipeg Jets
Mar. 2, 1980	Darryl Sittler (12th)	Road	Detroit Red Wings
Mar. 5, 1980	Darryl Sittler (13th)	Road	Pittsburgh Penguins
Mar. 29, 1980	Wilf Paiement (2nd)	Home	Edmonton Oilers
Oct. 25, 1980	Darryl Sittler (14th)	Road	Los Angeles Kings
Oct. 26, 1980	Darryl Sittler (15th)	Road	Vancouver Canucks
Dec. 15, 1980	Dan Maloney (1st)	Road	Minnesota N. Stars
Dec. 28, 1980	Darryl Sittler (16th)	Road	Chicago Blackhawks
Jan. 17, 1981	Pat Hickey (1st)	Road	Montreal Canadiens
Jan. 24, 1981	* Darryl Sittler (17th)	Home	Hartford Whalers
Mar. 14, 1981	Darryl Sittler (18th)	Home	Washington Capitals
Mar. 28, 1981	Wilf Paiement (3rd)	Home	Calgary Flames
Oct. 10, 1981	Borje Salming (1st)	Home	Chicago Blackhawks
Dec. 5, 1981	Bill Derlago (1st)	Home	Washington Capitals
Dec. 19, 1981	Terry Martin (1st)	Road	Winnipeg Jets
Dec. 30, 1981	Terry Martin (2nd)	Home	St. Louis Blues
Jan. 31, 1982	Rick Vaive (1st)	Road	Chicago Blackhawks
Mar. 10, 1982	Terry Martin (3rd)	Home	Chicago Blackhawks
Mar. 17, 1982	Miroslav Frycer (1st)	Home	Quebec Nordiques
Mar. 22, 1982	* Rick Vaive (2nd)	Home	Chicago Blackhawks
Dec. 18, 1982	Miroslav Frycer (2nd)	Home	Chicago Blackhawks
Jan. 2, 1983	Rick Vaive (3rd)	Home	Detroit Red Wings
Jan. 12, 1983	John Anderson (1st)	Home	Boston Bruins
Feb. 16, 1983	Dan Daoust (1st)	Home	St. Louis Blues
Oct. 23, 1983	Rick Vaive (4th)	Road	Philadelphia Flyers
Dec. 8, 1983	Rick Vaive (5th)	Road	Hartford Whalers
Dec. 21, 1983	* Rick Vaive (6th)	Home	St. Louis Blues
Jan. 18, 1984	Rick Vaive (7th)	Home	Minnesota N. Stars
Mar. 7, 1984	Jim Korn (1st)	Home	New Jersey Devils
Mar. 12, 1984	Walt Poddubny (1st)	Home	Winnipeg Jets
Oct. 24, 1984	Bill Derlago (2nd)	Home	Detroit Red Wings
Dec. 14, 1984	Bill Derlago (3rd)	Road	Winnipeg Jets
Mar. 24, 1985	John Anderson (2nd)	Road	Detroit Red Wings
Apr. 3, 1985	Bill Derlago (4th)	Road	Minnesota N. Stars
Oct. 16, 1985	Rick Vaive (8th)	Home	Washington Capitals
Nov. 14, 1985	Rick Vaive (9th)	Home	Boston Bruins
Nov. 16, 1985	Greg Terrion (1st)	Home	Chicago Blackhawks
Nov. 23, 1985	Russ Courtnall (1st)	Home	Detroit Red Wings

* Four goal game

** Five goal game

*** Six goal game

(Number in parenthesis represents hat tricks as a Maple Leaf)

ALL-TIME HAT TRICKS

DATE	PLAYER	HOME/ROAD	OPPOSITION
Jan. 8, 1986	* Miroslav Frycer (3rd)	Home	Edmonton Oilers
Feb. 13, 1986	Miroslav Frycer (4th)	Road	Chicago Blackhawks
Feb. 25, 1986	Wendel Clark (1st)	Home	NY Rangers
Feb. 28, 1986	Walt Poddubny (2nd)	Road	Detroit Red Wings
Mar. 30, 1986	Miroslav Frycer (5th)	Road	Chicago Blackhawks
Oct. 9, 1986	Tom Fergus (1st)	Home	Montreal Canadiens
Oct. 11, 1986	* Wendel Clark (2nd)	Home	Buffalo Sabres
Nov. 5, 1986	Tom Fergus (2nd)	Home	St. Louis Blues
Nov. 16, 1986	Gary Leeman (1st)	Road	Chicago Blackhawks
Feb. 28, 1987	Rick Vaive (10th)	Home	Vancouver Canucks
Mar. 12, 1988	Peter Ihnacak (1st)	Home	Chicago Blackhawks
Oct. 17, 1988	Vincent Damphousse (1st)	Road	Montreal Canadiens
Nov. 21, 1988	Tom Fergus (3rd)	Home	St. Louis Blues
Feb. 17, 1989	Daniel Marois (1st)	Road	NY Rangers
Mar. 7, 1989	Daniel Marois (2nd)	Road	Quebec Nordiques
Mar. 19, 1989	Gary Leeman (2nd)	Road	Philadelphia Flyers
Mar. 25, 1989	Ed Olczyk (1st)	Home	Detroit Red Wings
Oct. 12, 1989	Wendel Clark (3rd)	Road	Chicago Blackhawks
Dec. 9, 1989	Ed Olczyk (2nd)	Home	Montreal Canadiens
Jan. 6, 1990	Daniel Marois (3rd)	Home	Los Angeles Kings
Jan. 8, 1990	Gary Leeman (3rd)	Home	Washington Capitals
Feb. 23, 1990	Vincent Damphousse (2nd)	Road	Edmonton Oilers
Mar. 8, 1990	Gary Leeman (4th)	Road	Hartford Whalers
Mar. 16, 1990	Vincent Damphousse (3rd)	Road	Buffalo Sabres
Oct. 5, 1991	Wendel Clark (4th)	Home	Detroit Red Wings
Oct. 26, 1991	Mike Bullard (1st)	Home	Detroit Red Wings
Jan. 11, 1992	Wendel Clark (5th)	Road	New Jersey Devils
Mar. 17, 1992	Glenn Anderson (1st)	Home	Quebec Nordiques
Oct. 15, 1993	Doug Gilmour (1st)	Home	Detroit Red Wings
Dec. 1, 1993	Dave Andreychuk (1st)	Home	St. Louis Blues
Feb. 28, 1994	Wendel Clark (6th)	Road	Ottawa Senators
Mar. 4, 1994	Wendel Clark (7th)	Road	Detroit Red Wings
Mar. 9, 1996	Kirk Muller (1st)	Home	Calgary Flames
Nov. 9, 1996	* Wendel Clark (8th)	Home	Edmonton Oilers
Dec. 21, 1996	Mats Sundin (1st)	Road	Colorado Avalanche
Dec. 4, 1997	Derek King (1st)	Road	St. Louis Blues
Nov. 12, 1998	Mats Sundin (2nd)	Road	Chicago Blackhawks
Feb. 10, 1999	Sergei Berezin (1st)	Home	Carolina Hurricanes
Apr. 1, 1999	Sergei Berezin (2nd)	Road	Edmonton Oilers
Apr. 7, 1999	*Yanic Perreault (1st)	Home	Ottawa Senators
Apr. 10, 1999	*Steve Sullivan (1st)	Home	Florida Panthers
Dec. 20, 1999	Nik Antropov (1st)	Road	Florida Panthers
Nov. 18, 2000	Jonas Hoglund (1st)	Road	Montreal Canadiens
Dec. 6, 2001	Gary Roberts (1st)	Road	New York Rangers
Nov. 5, 2002	Alexander Mogilny (1st)	Home	Tampa Bay Lightning
Dec. 23, 2002	Alexander Mogilny (2nd)	Home	Atlanta Thrashers
Oct. 14, 2005	Jeff O'Neill (1st)	Road	Atlanta Thrashers
Apr. 11, 2006	*Mats Sundin (3rd)	Home	Florida Panthers
Oct. 14, 2006	Mats Sundin (4th)	Home	Calgary Flames
Oct. 28, 2006	Tomas Kaberle (1st)	Road	Montreal Canadiens
Dec. 16, 2006	Kyle Wellwood (1st)	Home	NY Rangers
Jan. 4, 2007	Alex Steen (1st)	Road	Boston Bruins
Dec. 6, 2007	Nik Antropov (2nd)	Road	New York Rangers
Jan. 15, 2009	Jason Blake (1st)	Road	Carolina Hurricanes
Apr. 11, 2009	Boyd Devereaux (1st)	Home	Ottawa Senators
Oct. 26, 2009	Niklas Hagman (1st)	Road	Anaheim Ducks
Oct. 8, 2011	Phil Kessel (1st)	Home	Ottawa Senators
Nov. 2, 2011	Joffrey Lupul (1st)	Road	New Jersey Devils
Feb. 28, 2013	Nazem Kadri (1st)	Road	New York Islanders
Mar. 30, 2013	Nazem Kadri (2nd)	Road	Ottawa Senators

* Four goal game

(Number in parenthesis represents hat tricks as a Maple Leaf)

ALL-TIME OPPONENTS HAT TRICKS

DATE	PLAYER	HOME/ROAD	OPPOSITION
Jan. 7, 1928	Morenz, Howie	Home	Montreal Canadiens
Mar. 1, 1928	Milks, Hib	Road	Pittsburgh Pirates
Mar. 6, 1928	Hay, George	Road	Detroit Red Wings
Mar. 17, 1928	Morenz, Howie	Home	Montreal Canadiens
Mar. 24, 1928	* Stewart, Nels	Home	Montreal Maroons
Jan. 8, 1929	Oliver, Harry	Away	Montreal Bruins
Nov. 16, 1929	Gainor, Dutch	Home	Boston Bruins
Nov. 19, 1929	* McKinnon, John	Away	Pittsburgh Pirates
Nov. 19, 1929	Milks, Hib	Away	Pittsburgh Pirates
Feb. 27, 1930	Morenz, Howie	Away	Montreal Canadiens
Dec. 25, 1930	* Goodfellow, Ebbie	Away	Detroit Red Wings
Feb. 26, 1931	Cook, Bill	Away	New York Rangers
Mar. 21, 1931	Gagne, Art	Away	Ottawa Senators
Dec. 3, 1931	Ward, Jimmy	Away	Montreal Maroons
Feb. 3, 1932	* Thompson, Paul	Away	Chicago Blackhawks
Mar. 15, 1932	Barry, Marty	Away	Boston Bruins
Mar. 7, 1933	* Ward, Jimmy	Away	Montreal Maroons
Mar. 11, 1933	Lamb, Joe	Home	Boston Bruins
Jan. 25, 1934	Northcott, Baldy	Away	Montreal Maroons
Nov. 9, 1935	* Schriner, Sweeney	Home	New York Americans
Dec. 12, 1936	Dillon, Cecil	Home	New York Rangers
Jan. 1, 1939	Sorrell, John	Away	New York Americans
Jan. 11, 1940	* Cain, Herb	Home	Boston Bruins
Mar. 17, 1940	Egan, Pat	Away	New York Americans
Feb. 7, 1942	Patrick, Lynn	Home	New York Rangers
Mar. 15, 1942	Chamberlain, Murph	Away	Brooklyn Americans
Nov. 22, 1942	Jackson, Art	Away	Boston Bruins
Dec. 12, 1942	Howe, Syd	Home	Detroit Red Wings
Nov. 27, 1943	Gallinger, Don	Home	Boston Bruins
Dec. 21, 1943	Cowley, Bill	Away	Boston Bruins
Dec. 25, 1943	Aubuchon, Ossie	Home	New York Rangers
Mar. 5, 1944	Richard, Maurice	Away	Montreal Canadiens
Mar. 12, 1944	Bruneteau, Mud	Away	Detroit Red Wings
Nov. 26, 1944	Richard, Maurice	Away	Montreal Canadiens
Jan. 16, 1945	* Cain, Herb	Away	Boston Bruins
Jan. 26, 1946	* Kaleta, Alex	Home	Chicago Blackhawks
Feb. 27, 1946	Laprade, Edgar	Home	New York Rangers
Nov. 20, 1946	Bauer, Bobby	Away	Boston Bruins
Feb. 15, 1947	Richard, Maurice	Home	Montreal Canadiens
Mar. 5, 1947	Bauer, Bobby	Away	Boston Bruins
Nov. 2, 1947	O'Connor, Buddy	Away	New York Rangers
Mar. 19, 1950	Howe, Gordie	Away	Detroit Red Wings
Feb. 10, 1952	Slowinski, Eddie	Away	New York Rangers
Jan. 11, 1953	Howe, Gordie	Away	Detroit Red Wings
Jan. 7, 1954	Richard, Maurice	Away	Montreal Canadiens
Mar. 3, 1954	Raleigh, Don	Home	New York Rangers
Jan. 20, 1955	Richard, Maurice	Away	Montreal Canadiens
Mar. 13, 1955	Reibel, Earl	Away	Detroit Red Wings
Nov. 07, 1956	Moore, Dickie	Home	Montreal Canadiens
Nov. 17, 1956	* McIntyre, Jack	Home	Chicago Blackhawks
Dec. 13, 1956	Beliveau, Jean	Away	Montreal Canadiens
Oct. 17, 1957	Richard, Henri	Away	Montreal Canadiens
Jan. 8, 1958	Henry, Camille	Away	New York Rangers
Mar. 2, 1958	Nesterenko, Eric	Away	Chicago Blackhawks
Nov. 19, 1958	* Prentice, Dean	Away	New York Rangers
Dec. 14, 1958	McKenney, Don	Away	Boston Bruins
Feb. 1, 1959	Gendron, Jean-Guy	Away	Boston Bruins
Feb. 11, 1959	Beliveau, Jean	Home	Montreal Canadiens
Feb. 22, 1959	Lindsay, Ted	Away	Chicago Blackhawks
Nov. 1, 1959	Gendron, Jean-Guy	Away	Boston Bruins
Dec. 6, 1959	Bartlett, Jim	Away	New York Rangers
Dec. 20, 1959	Hull, Bobby	Away	Chicago Blackhawks
Feb. 21, 1960	* Hull, Bobby	Away	Chicago Blackhawks
Mar. 9, 1960	Geoffrion, Bernie	Home	Montreal Canadiens
Nov. 3, 1960	Beliveau, Jean	Away	Montreal Canadiens
Jan. 4, 1961	Glover, Howie	Home	Detroit Red Wings
Nov. 9, 1961	Provost, Claude	Home	Montreal Canadiens
Nov. 19, 1961	Ingarfield, Earl	Away	New York Rangers
Dec. 3, 1961	Ullman, Norm	Away	Detroit Red Wings
Dec. 23, 1961	Oliver, Murray	Home	Boston Bruins
Dec. 31, 1961	Howe, Gordie	Away	Detroit Red Wings
Nov. 17, 1963	Hull, Bobby	Away	Chicago Blackhawks
Jan. 18, 1964	Hebenton, Andy	Home	Boston Bruins

* Four goal game

ALL-TIME OPPONENTS HAT TRICKS

DATE	PLAYER	HOME/ROAD	OPPOSITION
Jan. 18, 1964	Prentice, Dean	Home	Boston Bruins
Nov. 15, 1964	Hull, Bobby	Away	Chicago Blackhawks
Oct. 23, 1965	Hull, Bobby	Home	Chicago Blackhawks
Nov. 07, 1965	Hull, Bobby	Away	Chicago Blackhawks
Dec. 18, 1965	Ingarfield, Earl	Home	New York Rangers
Jan. 16, 1966	Ullman, Norm	Away	Detroit Red Wings
Oct. 22, 1966	Gilbert, Rod	Home	New York Rangers
Dec. 21, 1966	Cournoyer, Yvan	Away	Montreal Canadiens
Feb. 8, 1967	Ullman, Norm	Home	Detroit Red Wings
Feb. 11, 1967	Hull, Bobby	Home	Chicago Blackhawks
Dec. 20, 1967	Duff, Dick	Away	Montreal Canadiens
Jan. 7, 1968	Ratelle, Jean	Away	New York Rangers
Nov. 24, 1968	Esposito, Phil	Away	Boston Bruins
Feb. 23, 1969	Grant, Danny	Away	Minnesota N. Stars
Mar. 6, 1969	Cournoyer, Yvan	Away	Montreal Canadiens
Mar. 16, 1969	Sanderson, Derek	Away	Boston Bruins
Oct. 22, 1969	Lacroix, Andre	Home	Philadelphia Flyers
Nov. 8, 1969	Lemaire, Jacques	Away	Montreal Canadiens
Nov. 9, 1969	Mikita, Stan	Away	Chicago Blackhawks
Dec. 3, 1969	Cullen, Ray	Away	Minnesota N. Stars
Dec. 11, 1969	Lacroix, Andre	Away	Philadelphia Flyers
Jan. 23, 1970	Ingarfield, Earl	Away	Oakland Seals
Mar. 1, 1970	Collins, Bill	Away	Minnesota N. Stars
Mar. 7, 1970	Collins, Bill	Home	Minnesota N. Stars
Dec. 6, 1970	Martin, Pit	Away	Chicago Blackhawks
Apr. 3, 1971	Carleton, Wayne	Home	Boston Bruins
Nov. 29, 1972	Shack, Eddie	Away	Pittsburgh Penguins
Dec. 10, 1972	Dornhoefer, Gary	Away	Philadelphia Flyers
Jan. 16, 1973	Boudrias, Andre	Away	Vancouver Canucks
Feb. 1, 1973	Esposito, Phil	Away	Boston Bruins
Mar. 4, 1973	* MacLeish, Rick	Away	Philadelphia Flyers
Mar. 21, 1973	Corrigan, Mike	Away	Los Angeles Kings
Mar. 25, 1973	Tannahill, Don	Away	Vancouver Canucks
Mar. 31, 1973	Orr, Bobby	Home	Boston Bruins
Nov. 11, 1973	Charron, Guy	Away	Detroit Red Wings
Dec. 11, 1973	Unger, Garry	Away	St. Louis Blues
Feb. 17, 1974	Pappin, Jim	Away	Chicago Blackhawks
Apr. 7, 1974	Cashman, Wayne	Away	Boston Bruins
Dec. 21, 1974	Esposito, Phil	Home	Boston Bruins
Jan. 23, 1975	Widing, Juha	Away	Los Angeles Kings
Feb. 9, 1975	Roberto, Phil	Away	Detroit Red Wings
Feb. 15, 1975	Kehoe, Rick	Home	Pittsburgh Penguins
Mar. 16, 1975	Martin, Rick	Home	Buffalo Sabres
Mar. 16, 1975	Perreault, Gilbert	Home	Buffalo Sabres
Oct. 12, 1975	Gare, Danny	Away	Buffalo Sabres
Nov. 11, 1975	Gould, John	Away	Vancouver Canucks
Jan. 4, 1976	Vadnais, Carol	Away	New York Rangers
Jan. 22, 1976	* Murphy, Mike	Away	Los Angeles Kings
Jan. 25, 1976	Merrick, Wayne	Away	California Golden Seals
Feb. 19, 1976	Pronovost, Jean	Away	Pittsburgh Penguins
Mar. 11, 1976	Hodge, Ken	Away	Boston Bruins
Mar. 27, 1976	Martin, Rick	Home	Buffalo Sabres
Apr. 4, 1976	Gare, Danny	Away	Buffalo Sabres
Nov. 21, 1976	Shutt, Steve	Away	Montreal Canadiens
Jan. 5, 1977	Gardner, Paul	Home	Colorado Rockies
Feb. 14, 1977	Robert, Rene	Away	Buffalo Sabres
Feb. 19, 1977	Larouche, Pierre	Home	Pittsburgh Penguins
Nov. 12, 1977	Lafleur, Guy	Away	Montreal Canadiens
Mar. 29, 1978	Plett, Willi	Away	Atlanta Flames
Oct. 14, 1978	Potvin, Denis	Home	New York Islanders
Nov. 4, 1978	Gardner, Paul	Away	Colorado Rockies
Jan. 6, 1979	Bulley, Ted	Home	Chicago Blackhawks
Feb. 3, 1979	Shutt, Steve	Home	Montreal Canadiens
Mar. 15, 1979	Trottier, Bryan	Away	New York Islanders
Oct. 27, 1979	* Murphy, Mike	Away	Los Angeles Kings
Dec. 17, 1979	MacAdam, Al	Away	Minnesota N. Stars
Dec. 26, 1979	Charron, Guy	Home	Washington Capitals
Jan. 26, 1980	MacDonald, Blair	Away	Edmonton Oilers
Mar. 15, 1980	Nilsson, Ulf	Home	New York Rangers
Mar. 25, 1980	Smith, Bobby	Away	Minnesota N. Stars
Mar. 29, 1980	Ashby, Don	Home	Edmonton Oilers
Oct. 11, 1980	Allison, Mike	Home	New York Rangers

* Four goal game

ALL-TIME OPPONENTS HAT TRICKS

DATE	PLAYER	HOME/ROAD	OPPOSITION
Dec. 3, 1980	Kehoe, Rick	Home	Pittsburgh Penguins
Dec. 30, 1980	Babych, Wayne	Away	St. Louis Blues
Jan. 6, 1981	* Tonelli, John	Away	New York Islanders
Feb. 5, 1981	* Turnbull, Perry	Away	St. Louis Blues
Mar. 4, 1981	Gradin, Thomas	Home	Vancouver Canucks
Mar. 8, 1981	Maruk, Dennis	Away	Washington Capitals
Mar. 19, 1981	Perreault, Gilbert	Away	Buffalo Sabres
Mar. 19, 1981	Savard, Andre	Away	Buffalo Sabres
Oct. 10, 1981	Mulvey, Grant	Home	Chicago Blackhawks
Oct. 17, 1981	Frycer, Miroslav	Away	Quebec Nordiques
Oct. 23, 1981	McKegney, Tony	Away	Buffalo Sabres
Nov. 1, 1981	* Secord, Al	Away	Chicago Blackhawks
Dec. 27, 1981	Stoughton, Blaine	Away	Hartford Whalers
Jan. 15, 1982	Lambert, Yvon	Away	Buffalo Sabres
Jan. 25, 1982	Smith, Bobby	Home	Minnesota N. Stars
Feb. 13, 1982	Bulley, Ted	Home	Chicago Blackhawks
Mar. 4, 1982	Bossy, Mike	Away	New York Islanders
Mar. 4, 1982	Potvin, Denis	Away	New York Islanders
Mar. 13, 1982	Hawerchuk, Dale	Home	Winnipeg Jets
Apr. 4, 1982	Kerr, Tim	Away	Philadelphia Flyers
Oct. 26, 1982	Goulet, Michel	Away	Quebec Nordiques
Nov. 20, 1982	Rogers, Mike	Home	New York Rangers
Dec. 18, 1982	Larmer, Steve	Home	Chicago Blackhawks
Feb. 13, 1983	Stoughton, Blaine	Away	Hartford Whalers
Mar. 5, 1983	Kurri, Jari	Home	Edmonton Oilers
Oct. 15, 1983	Savard, Denis	Home	Chicago Blackhawks
Nov. 26, 1983	Broten, Neal	Home	Minnesota N. Stars
Dec. 14, 1983	Hawerchuk, Dale	Home	Winnipeg Jets
Dec. 23, 1983	Ogrodnick, John	Away	Detroit Red Wings
Dec. 23, 1983	Yzerman, Steve	Away	Detroit Red Wings
Feb. 19, 1984	Boldirev, Ivan	Home	Detroit Red Wings
Feb. 25, 1984	Messier, Mark	Away	Edmonton Oilers
Mar. 3, 1984	LaFontaine, Pat	Home	New York Islanders
Apr. 1, 1984	Tucker, John	Away	Buffalo Sabres
Nov. 27, 1984	Gretzky, Wayne	Home	Edmonton Oilers
Dec. 4, 1984	Ogrodnick, John	Away	Detroit Red Wings
Dec. 9, 1984	Savard, Denis	Away	Chicago Blackhawks
Dec. 14, 1984	Hawerchuk, Dale	Away	Winnipeg Jets
Jan. 7, 1985	Francis, Ron	Home	Hartford Whalers
Feb. 14, 1985	Petterson, Jorgen	Away	St. Louis Blues
Feb. 19, 1985	Anderson, Glenn	Home	Edmonton Oilers
Feb. 19, 1985	Kurri, Jari	Home	Edmonton Oilers
Mar. 30, 1985	Yzerman, Steve	Home	Detroit Red Wings
Nov. 3, 1985	Gretzky, Wayne	Away	Edmonton Oilers
Nov. 6, 1985	* Flatley, Patrick	Home	New York Islanders
Nov. 20, 1985	Brooke, Bob	Away	New York Rangers
Nov. 26, 1985	Hunter, Mark	Away	St. Louis Blues
Jan. 8, 1986	Gretzky, Wayne	Home	Edmonton Oilers
Feb. 6, 1986	Broten, Neal	Away	Minnesota N. Stars
Feb. 13, 1986	Fraser, Curt	Away	Chicago Blackhawks
Mar. 17, 1986	Fox, Jimmy	Home	Los Angeles Kings
Mar. 20, 1986	Bossy, Mike	Home	New York Islanders
Dec. 12, 1986	* Lemieux, Mario	Away	Pittsburgh Penguins
Jan. 7, 1987	* Secord, Al	Away	Chicago Blackhawks
Feb. 7, 1987	Neely, Cam	Away	Boston Bruins
Mar. 18, 1987	Savard, Denis	Home	Chicago Blackhawks
Apr. 5, 1987	Savard, Denis	Away	Chicago Blackhawks
Jan. 8, 1988	Thomas, Steve	Away	Chicago Blackhawks
Jan. 15, 1988	Muller, Kirk	Away	New Jersey Devils
Feb. 13, 1988	Craven, Murray	Home	Philadelphia Flyers
Mar. 3, 1988	Neely, Cam	Away	Boston Bruins
Mar. 5, 1988	MacLean, Paul	Home	Winnipeg Jets
Nov. 12, 1988	Tikkanen, Esa	Home	Edmonton Oilers
Nov. 14, 1988	Gagner, Dave	Home	Minnesota N. Stars
Nov. 19, 1988	* Anderson, Glenn	Away	Edmonton Oilers
Nov. 25, 1988	Bellows, Brian	Away	Minnesota N. Stars
Dec. 1, 1988	Taylor, Dave	Away	Los Angeles Kings
Dec. 15, 1988	MacLean, John	Away	New Jersey Devils
Dec. 17, 1988	Tocchet, Rick	Home	Philadelphia Flyers
Dec. 21, 1988	Lemieux, Mario	Home	Pittsburgh Penguins
Feb. 13, 1989	Shanahan, Brendan	Away	New Jersey Devils
Feb. 13, 1989	Verbeek, Pat	Away	New Jersey Devils

* Four goal game
** Five goal game

ALL-TIME OPPONENTS HAT TRICKS

DATE	PLAYER	HOME/ROAD	OPPOSITION
Feb. 27, 1989	Federko, Bernie	Home	St. Louis Blues
Mar. 1, 1989	Turcotte, Darren	Away	New York Rangers
Mar. 18, 1989	Steen, Thomas	Home	Winnipeg Jets
Oct. 17, 1989	Lemieux, Mario	Away	Pittsburgh Penguins
Dec. 23, 1989	Roenick, Jeremy	Home	Chicago Blackhawks
Dec. 27, 1989	Carson, Jimmy	Home	Detroit Red Wings
Feb. 22, 1990	Mullen, Joe	Away	Calgary Flames
Feb. 22, 1990	Murzyn, Dana	Away	Calgary Flames
Oct. 24, 1990	Hull, Brett	Home	St. Louis Blues
Oct. 25, 1990	Hull, Brett	Away	St. Louis Blues
Nov. 17, 1990	Yzerman, Steve	Home	Detroit Red Wings
Jan. 17, 1991	Cullen, John	Home	Pittsburgh Penguins
Jan. 26, 1991	Wilson, Doug	Away	Chicago Blackhawks
Nov. 6, 1991	Bellows, Brian	Home	Minnesota N. Stars
Dec. 26, 1991	* Mullen, Joe	Away	Pittsburgh Penguins
Jan. 3, 1992	Ysebaert, Paul	Away	Detroit Red Wings
Feb. 18, 1992	Mullen, Joe	Away	Pittsburgh Penguins
Nov. 26, 1992	Nolan, Owen	Home	Quebec Nordiques
Jan. 17, 1993	Goulet, Michel	Away	Chicago Blackhawks
Oct. 30, 1993	Damphousse, Vincent	Away	Montreal Canadiens
Nov. 15, 1993	Corson, Shayne	Home	Edmonton Oilers
Feb. 1, 1994	Hull, Brett	Away	St. Louis Blues
Mar. 7, 1994	Duchesse, Steve	Home	St. Louis Blues
Mar. 20, 1994	Reichel, Robert	Home	Calgary Flames
Feb. 4, 1995	Titov, German	Away	Calgary Flames
Apr. 22, 1995	Harvey, Todd	Away	Dallas Stars
Oct. 8, 1996	Smyth, Ryan	Home	Edmonton Oilers
Oct. 12, 1996	Gratton, Chris	Home	Tampa Bay Lightning
Nov. 27, 1996	Shanahan, Brendan	Away	Detroit Red Wings
Feb. 19, 1997	Czerkawski, Mariusz	Away	Edmonton Oilers
Mar. 19, 1997	* Lindros, Eric	Home	Philadelphia Flyers
Oct. 22, 1997	McEachern, Shawn	Home	Ottawa Senators
Dec. 27, 1997	Maltby, Kirk	Home	Detroit Red Wings
Apr. 9, 1998	Roberts, Gary	Away	Carolina Hurricanes
Oct. 31, 1998	Sanderson, Geoff	Home	Buffalo Sabres
Dec. 23, 1998	Modano, Mike	Home	Dallas Stars
Dec. 9, 1999	Lindros, Eric	Away	Philadelphia Flyers
Jan. 8, 2000	Nedved, Petr	Home	New York Rangers
Feb. 1, 2001	Bondra, Peter	Away	Washington Capitals
Mar. 17, 2001	Bure, Pavel	Away	Florida Panthers
Oct. 18, 2001	Naslund, Markus	Away	Vancouver Canucks
Nov. 9, 2001	Elias, Patrik	Away	New Jersey Devils
Nov. 27, 2001	Kapanen, Sami	Home	Carolina Hurricanes
Jan. 13, 2003	Nedved, Petr	Away	New York Rangers
Mar. 20, 2003	Wright, Tyler	Away	Columbus Blue Jackets
Oct. 29, 2005	* Heatley, Dany	Home	Ottawa Senators
Dec. 31, 2005	Gomez, Scott	Away	New Jersey Devils
Mar. 3, 2006	Roy, Derek	Away	Buffalo Sabres
Apr. 11, 2006	Nieuwendyk, Joe	Home	Florida Panthers
Oct. 12, 2006	Gionta, Brian	Away	New Jersey Devils
Oct. 26, 2006	Heatley, Dany	Away	Ottawa Senators
Nov. 30, 2006	Hossa, Marian	Away	Atlanta Thrashers
Jan. 20, 2007	Recchi, Mark	Away	Pittsburgh Penguins
Feb. 10, 2007	Staal, Jordan	Home	Pittsburgh Penguins
Apr. 7, 2007	Ryder, Michael	Home	Montreal Canadiens
Jan. 3, 2008	Evgeni Malkin	Road	Pittsburgh Penguins
Feb. 5, 2008	Richard Zednik	Home	Florida Panthers
Apr. 3, 2008	Antoine Vermette	Home	Ottawa Senators
Nov. 6, 2008	Blake Wheeler	Road	Boston Bruins
Dec. 4, 2008	Martin Hanzal	Road	Phoenix Coyotes
Dec. 18, 2008	David Krejci	Road	Boston Bruins
Dec. 23, 2008	James Neal	Home	Dallas Stars
Feb. 4, 2009	Thomas Vanek	Road	Buffalo Sabres
Mar. 14, 2009	Olli Jokinen	Home	Calgary Flames
Apr. 3, 2009	Jeff Carter	Road	Philadelphia Flyers
Dec. 5, 2009	Marc Savard	Road	Boston Bruins
Jan. 19, 2011	* Marian Gaborik	Road	New York Rangers
Jan. 22, 2011	Alex Ovechkin	Home	Washington Capitals
Nov. 5, 2011	Tyler Seguin	Home	Boston Bruins
Apr. 24, 2013	Martin St. Louis	Road	Tampa Bay Lightning

* Four goal game

ALL-TIME PENALTY SHOTS

PENALTY SHOTS FOR

DATE	LEAFS SHOOTER	GOALTENDER	HOME/ROAD	RESULT
Dec. 11, 1934	Charlie Conacher	Andy Aitkenhead (New York Rangers)	Road	Unsuccessful
Dec. 22, 1934	Charlie Conacher	Lorne Chabot (Blackhawks)	Home	Unsuccessful
Mar. 2, 1935	Charlie Conacher	Roy Worters (Americans)	Home	Unsuccessful
Feb. 8, 1936	Charlie Conacher	Roy Worters (Americans)	Home	Successful
Nov. 14, 1936	King Clancy	Mike Karakas (Blackhawks)	Home	Successful
Dec. 18, 1937	Gord Drillon	Earl Robertson (Americans)	Home	Unsuccessful
Nov. 29, 1941	Sweeney Schriner	Earl Robertson (Americans)	Home	Successful
Mar. 7, 1942	Bob Goldham	Jim Henry (Rangers)	Home	Successful
Nov. 19, 1942	Bud Poile	Steve Buzinski (Rangers)	Road	Successful
Feb. 28, 1943	Billy Taylor	Paul Bibeault (Canadiens)	Road	Successful
Feb. 19, 1944	Jackie Hamilton	Bert Gardiner (Bruins)	Home	Successful
Mar. 6, 1946	Syl Apps	Mike Karakas (Blackhawks)	Road	Successful
Jan. 3, 1948	Max Bentley	Bill Durnan (Canadiens)	Home	Unsuccessful
Mar. 1, 1950	Bill Barilko	Jack Gelineau (Bruins)	Road	Successful
Feb. 17, 1951	Tod Sloan	Chuck Rayner (Rangers)	Home	Unsuccessful
Jan. 3, 1962	Dave Keon	Jacques Plante (Canadiens)	Home	Unsuccessful
Feb. 7, 1962	Ron Stewart	Bruce Gamble (Bruins)	Home	Unsuccessful
Jan. 31, 1963	Red Kelly	Jacques Plante (Canadiens)	Road	Successful
Mar. 4, 1964	Don McKenney	Eddie Johnston (Bruins)	Home	Unsuccessful
Nov. 23, 1966	Frank Mahovlich	Glenn Hall (Blackhawks)	Home	Successful
Feb. 8, 1967	Pete Stenkowski	Roger Crozier (Red Wings)	Home	Unsuccessful
Nov. 5, 1967	Bob Pulford	Gerry Cheevers (Bruins)	Road	Unsuccessful
Mar. 9, 1968	Mike Walton	Roger Crozier (Red Wings)	Home	Successful
Mar. 10, 1968	Mike Walton	Jack Norris (Blackhawks)	Road	Unsuccessful
Jan. 22, 1970	Norm Ullman	Wayne Rutledge (Kings)	Home	Unsuccessful
Oct. 20, 1971	Paul Henderson	Roger Crozier (Sabres)	Home	Unsuccessful
Oct. 20, 1973	Paul Henderson	Gilles Villeneuve (Nyr)	Home	Unsuccessful
Nov. 20, 1974	Dave Keon	Gary Inness (Penguins)	Home	Successful
Mar. 12, 1977	Lanny McDonald	Jim Rutherford (Red Wings)	Home	Unsuccessful
Oct. 28, 1978	Lanny McDonald	Gilles Gilbert (Bruins)	Home	Successful
Jan. 3, 1979	Dan Maloney	Dan Bouchard (Flames)	Home	Unsuccessful
Oct. 14, 1979	Lanny McDonald	Pete Peeters (Flyers)	Road	Successful
Oct. 9, 1982	Terry Martin	Glenn Resch (Devils)	Home	Unsuccessful
Oct. 15, 1983	Greg Terrion	Tony Esposito (Blackhawks)	Home	Successful
Jan. 14, 1984	Greg Terrion	Murray Bannerman (Blackhawks)	Home	Successful
Jan. 1, 1986	Dan Daoust	Patrick Roy (Canadiens)	Home	Unsuccessful
Dec. 4, 1986	Rick Vaive	Darren Eliot (Kings)	Road	Successful
Mar. 10, 1990	Tom Kurvers	Bill Ranford (Oilers)	Home	Unsuccessful
Nov. 4, 1990	Gary Leeman	Pete Peeters (Flyers)	Home	Unsuccessful
Nov. 24, 1993	Wendel Clark	Trevor Kidd (Flames)	Road	Successful
Mar. 4, 1994	Peter Zazel	Chris Osgood (Red Wings)	Road	Unsuccessful
Mar. 15, 1995	Mats Sundin	Arturs Irbe (Sharks)	Road	Successful
Apr. 8, 1995	Dave Andreychuk	Tim Cheveldae (Jets)	Home	Unsuccessful
Mar. 8, 1996	Wayne Presley	Sean Burke (Whalers)	Road	Unsuccessful
Jan. 10, 1998	Mats Sundin	Andrei Trefilov (Blackhawks)	Home	Unsuccessful
Feb. 7, 1998	Derek King	John Vanbiesbrouck (Panthers)	Home	Successful
Mar. 6, 1999	Steve Sullivan	Ron Tugnutt (Senators)	Road	Unsuccessful
Feb. 14, 2000	Kevin Adams	Arturs Irbe (Hurricanes)	Home	Unsuccessful
Dec. 20, 2000	Gary Roberts	Mike Dunham (Predators)	Home	Unsuccessful
Feb. 23, 2003	Robert Reichel	Tomas Vokoun (Predators)	Home	Unsuccessful
Feb. 26, 2003	Mats Sundin	Garth Snow (Islanders)	Home	Unsuccessful
Mar. 19, 2006	Chad Kilger	Marc-Andre Fleury (Penguins)	Road	Successful
Oct. 4, 2006	Mats Sundin	Martin Gerber (Senators)	Home	Successful
Dec. 15, 2006	John Pohl	Cam Ward (Hurricanes)	Road	Unsuccessful
Dec. 23, 2006	Mats Sundin	Olaf Kolzig (Washington)	Home	Successful
Dec. 26, 2006	John Pohl	Manny Fernandez (Minnesota)	Home	Successful
Nov. 22, 2008	Matt Stajan	Nikolai Khabibulin (Blackhawks)	Home	Unsuccessful
Jan. 1, 2009	Niklas Hagman	Ryan Miller (Sabres)	Home	Unsuccessful
Mar. 5, 2011	Mikhail Grabovski	Corey Crawford (Blackhawks)	Home	Unsuccessful
Mar. 31, 2011	Mikhail Grabovski	Tim Thomas (Bruins)	Road	Unsuccessful
Dec. 16, 2011	Nikolai Kulemin	Ryan Miller (Sabres)	Road	Successful
Jan. 7, 2012	Phil Kessel	Jimmy Howard (Red Wings)	Home	Successful
Feb. 27, 2013	Mikhail Grabovski	Carey Price (Canadiens)	Home	Unsuccessful

OVERALL:

Leafs have scored 27 goals on 63 penalty shot opportunities (42.9%)

*A successful penalty shot denotes that a goal was scored.

PENALTY SHOTS AGAINST

DATE	OPPOSITION SHOOTER	GOALTENDER	HOME/ROAD	RESULT
Nov. 10, 1934	Armand Mondou (Canadiens)	George Hainsworth	Home	Unsuccessful
Dec. 8, 1934	Bun Cook (Rangers)	George Hainsworth	Home	Unsuccessful
Jan. 8, 1935	Eddie Shore (Bruins)	George Hainsworth	Road	Unsuccessful
Jan. 19, 1935	Glenn Brydson (Eagles)	George Hainsworth	Home	Unsuccessful
Jan. 31, 1935	Bert Connelly (Rangers)	George Hainsworth	Home	Unsuccessful
Mar. 9, 1935	Babe Siebert (Bruins)	George Hainsworth	Home	Unsuccessful

ALL-TIME PENALTY SHOTS

PENALTY SHOTS AGAINST Cont...

DATE	OPPOSITION SHOOTER	GOALTENDER	HOME/ROAD	RESULT
Nov. 19, 1935	Jean Pusie (Canadiens)	George Hainsworth	Road	Unsuccessful
Jan. 16, 1936	Bert Connelly (Rangers)	George Hainsworth	Road	Successful
Jan. 18, 1936	Babe Siebert (Bruins)	George Hainsworth	Home	Successful
Jan. 7, 1941	Tony Demers (Canadiens)	Turk Broda	Road	Unsuccessful
Jan. 12, 1946	Carl Liscombe (Red Wings)	Frank McCool	Home	Unsuccessful
Dec. 4, 1948	Jim Conacher (Blackhawks)	Turk Broda	Home	Unsuccessful
Jan. 19, 1950	Maurice Richard (Canadiens)	Turk Broda	Road	Successful
Oct. 17, 1954	Joe Klukay (Bruins)	Harry Lumley	Road	Unsuccessful
Dec. 31, 1961	Gordie Howe (Red Wings)	Johnny Bower	Road	Successful
Jan. 20, 1962	Wayne Connelly (Bruins)	Johnny Bower	Home	Successful
Dec. 8, 1963	Claude LaForte (Red Wings)	Don Simmons	Road	Successful
Dec. 28, 1963	Tom Williams (Bruins)	Johnny Bower	Home	Unsuccessful
Dec. 12, 1964	John Bucyk (Bruins)	Terry Sawchuk	Home	Successful
Mar. 24, 1965	Yvon Cournoyer (Canadiens)	Johnny Bower	Home	Unsuccessful
Nov. 5, 1966	Bob Nevin (Rangers)	Terry Sawchuk	Home	Successful
Nov. 27, 1971	Jim Pappin (Blackhawks)	Bernie Parent	Home	Unsuccessful
Feb. 9, 1972	Syl Apps (Penguins)	Bernie Parent	Home	Successful
Mar. 25, 1972	Paul Curtis (Kings)	Bernie Parent	Road	Unsuccessful
Feb. 16, 1974	Bob Leiter (Flames)	Dunc Wilson	Home	Successful
Mar. 8, 1975	Dennis Hextall (North Stars)	Gord McRae	Home	Successful
Mar. 9, 1975	Nelson Pyatt (Capitals)	Gord McRae	Road	Successful
Jan. 11, 1978	Steve Jensen (North Stars)	Mike Palmateer	Road	Unsuccessful
Apr. 1, 1978	Gilbert Perreault (Sabres)	Mike Palmateer	Home	Unsuccessful
Jan. 30, 1980	Mike Foligno (Red Wings)	Michel Larocque	Home	Successful
Mar. 29, 1980	Stan Weir (Oilers)	Mike Palmateer	Home	Successful
Jan. 16, 1982	Wayne Gretzky (Oilers)	Mike Palmateer	Home	Unsuccessful
Oct. 15, 1983	Rick Paterson (Blackhawks)	Mike Palmateer	Home	Unsuccessful
Oct. 26, 1983	Ken Linseman (Oilers)	Rick St. Croix	Home	Unsuccessful
Dec. 26, 1984	John Tucker (Sabres)	Rick St. Croix	Road	Unsuccessful
Jan. 2, 1985	Warren Young (Penguins)	Tim Bernhardt	Home	Successful
Mar. 6, 1986	Dave Poulin (Flyers)	Don Edwards	Road	Unsuccessful
Dec. 7, 1986	Rick Meagher (Blues)	Ken Wregget	Road	Successful
Dec. 23, 1986	Dennis Maruk (North Stars)	Allan Bester	Road	Unsuccessful
Nov. 15, 1987	Christian Ruuttu (Sabres)	Ken Wregget	Road	Unsuccessful
Mar. 15, 1988	Lane Lambert (Nordiques)	Ken Wregget	Road	Unsuccessful
Nov. 26, 1988	Dino Ciccarelli (North Stars)	Allan Bester	Home	Unsuccessful
Dec. 12, 1988	Joe Nieuwendyk (Flames)	Jeff Reese	Home	Unsuccessful
Dec. 29, 1988	Michel Goulet (Nordiques)	Allan Bester	Road	Unsuccessful
Jan. 9, 1989	Greg Adams (Canucks)	Allan Bester	Home	Unsuccessful
Feb. 22, 1989	Hakan Lobb (Flames)	Jeff Reese	Road	Unsuccessful
Mar. 7, 1989	Anton Stastny (Nordiques)	Allan Bester	Road	Unsuccessful
Jan. 5, 1991	Wayne Gretzky (Kings)	Peter Ing	Home	Unsuccessful
Jan. 3, 1992	Steve Yzerman (Red Wings)	Grant Fuhr	Road	Successful
Oct. 22, 1992	Brian Bradley (Lightning)	Felix Potvin	Road	Unsuccessful
Dec. 11, 1992	Theoren Fleury (Flames)	Rick Wamsley	Home	Successful
Dec. 27, 1992	Brendan Shanahan (Blues)	Grant Fuhr	Road	Unsuccessful
Nov. 20, 1993	Scott Pearson (Oilers)	Damian Rhodes	Road	Unsuccessful
Mar. 21, 1995	Geoff Courtnall (Canucks)	Damian Rhodes	Road	Unsuccessful
Nov. 21, 1996	Donald Audette (Sabres)	Felix Potvin	Road	Unsuccessful
Nov. 18, 1998	Adam Oates (Capitals)	Curtis Joseph	Road	Unsuccessful
Mar. 17, 1999	Landon Wilson (Bruins)	Curtis Joseph	Home	Unsuccessful
Apr. 1, 2000	Ulf Dahlen (Capitals)	Curtis Joseph	Home	Unsuccessful
Oct. 11, 2000	Brad Isbister (Islanders)	Glenn Healy	Home	Unsuccessful
Oct. 18, 2001	Markus Naslund (Canucks)	Curtis Joseph	Road	Successful
Oct. 30, 2001	Vincent Lecavalier (Lightning)	Curtis Joseph	Road	Unsuccessful
Nov. 6, 2001	Joe Sacco (Capitals)	Curtis Joseph	Home	Unsuccessful
Dec. 1, 2001	Kyle Calder (Blackhawks)	Curtis Joseph	Home	Unsuccessful
Jan. 22, 2002	Jarome Iginla (Flames)	Curtis Joseph	Road	Unsuccessful
Dec. 28, 2002	Mike Cormie (Oilers)	Ed Belfour	Road	Unsuccessful
Nov. 15, 2003	Marco Sturm (Sharks)	Michael Telqvist	Road	Unsuccessful
Dec. 31, 2005	Scott Gomez (Devils)	Ed Belfour	Road	Successful
Feb. 4, 2006	Viktor Kozlov (Devils)	Ed Belfour	Home	Unsuccessful
Jan. 20, 2007	Jarkko Ruutu (Penguins)	Andrew Raycroft	Road	Successful
Jan. 30, 2007	Eric Belanger (Hurricanes)	Andrew Raycroft	Road	Unsuccessful
Feb. 17, 2007	Marc-Antoine Pouliot (Oilers)	Andrew Raycroft	Home	Successful
Mar. 29, 2008	Chris Higgins (Canadiens)	Vesa Toskala	Home	Unsuccessful
Feb. 26, 2009	Sean Bergenheim (Islanders)	Vesa Toskala	Road	Unsuccessful
Apr. 4, 2009	Guillaume Latendresse (Canadiens)	Martin Gerber	Home	Unsuccessful
Oct. 6, 2009	Daniel Alfredsson (Senators)	Jonas Gustavsson	Home	Successful
Oct. 13, 2010	Evgeni Malkin (Penguins)	Jonas Gustavsson	Road	Unsuccessful
Oct. 30, 2010	Ryan Callahan (NY Rangers)	Jean-Sebastien Giguere	Home	Successful
Nov. 2, 2010	Mike Fisher (Senators)	Jean-Sebastien Giguere	Home	Successful
Dec. 16, 2010	Jarome Iginla (Flames)	Jonas Gustavsson	Road	Unsuccessful
Mar. 8, 2011	Matt Martin (Islanders)	James Reimer	Road	Unsuccessful
Feb. 14, 2012	Paul Byron (Flames)	Jonas Gustavsson	Road	Successful
Feb. 28, 2013	Michael Grabner (Islanders)	James Reimer	Road	Unsuccessful

OVERALL:

Opposition has scored 27 goals in 82 opportunities (32.9%)

*A successful penalty shot denotes that a goal was scored.

ALL-TIME SHOOTOUT RESULTS

ALL-TIME RECORD: 29 wins, 45 losses

SEASON	RECORD
2012-13:	0 wins, 5 losses
2011-12:	4 wins, 5 losses
2010-11:	5 wins, 6 losses
2009-10:	4 wins, 4 losses
2008-09:	6 wins, 7 losses
2007-08:	3 wins, 4 losses
2006-07:	4 wins, 7 losses
2005-06:	3 wins, 7 losses

ALL-TIME SHOOTER STATISTICS:

Player	Attempts	Goals	Percentage	Game Deciding Goals
ALLISON, Jason	3	0	0.0	0
ANTROPOV, Nik	6	1	16.7	0
ARMSTRONG, Colby	2	2	100.0	1
BLAKE, Jason	10	4	40.0	1
BOZAK, Tyler	13	7	53.9	1
COLBORNE, Joe	1	0	0.0	0
CONNOLLY, Tim	2	2	100.0	0
FRANSON, Cody	1	0	0.0	0
FRATTIN, Matt	3	1	33.3	0
GRABOVSKI, Mikhail	14	3	21.4	1
HAGMAN, Niklas	6	2	33.3	1
HAMILTON, Jeff	2	2	100.0	1
KABERLE, Tomas	12	5	41.7	1
KADRI, Nazem	12	3	25.0	2
KESSEL, Phil	24	5	20.8	4
KUBINA, Pavel	2	0	0.0	0
KULEMIN, Nikolai	20	6	30.0	2
LINDROS, Eric	3	1	33.3	1
LUNDMARK, Jamie	1	0	0.0	0
LUPUL, Joffrey	6	2	33.3	2
MacARTHUR, Clarke	3	0	0.0	0
MITCHELL, John	6	4	66.7	2
O'NEILL, Jeff	3	1	33.3	1
PERREAULT, Yanic	2	1	50.0	0
PHANEUF, Dion	1	0	0.0	0
POHL, John	3	1	33.3	1
PONIKAROVSKIY, Alexei	12	1	8.3	0
STAJAN, Matt	4	1	25.0	0
STAPLETON, Tim	1	1	100.0	1
STEEN, Alex	6	2	33.3	0
STEMPNIAK, Lee	7	1	14.3	0
SUNDIN, Mats	24	10	41.7	4
TLUSTY, Jiri	1	0	0.0	0
TUCKER, Darcy	11	2	18.2	1
van RIEMSDYK, James	2	0	0.0	0
VERSTEEG, Kris	3	1	33.3	0
WELLWOOD, Kyle	6	1	16.7	1
WILLIAMS, Jeremy	2	1	50.0	0
TOTALS	240	74	30.8	29

ALL-TIME GOALTENDER STATISTICS:

Goaltender	Shots Faced	Saves	Percentage	Wins	Losses
AUBIN, Jean-Sebastien	16	11	68.8	1	3
BELFOUR, Ed	14	8	57.1	2	4
CLEMMENSEN, Scott	3	2	66.7	1	0
GIGUERE, Jean-Sebastien	23	12	52.2	3	4
GUSTAVSSON, Jonas	28	17	60.7	5	5
JOSEPH, Curtis	11	8	72.7	2	1
POGGE, Justin	2	0	0.0	0	1
RAYCROFT, Andrew	38	23	60.5	3	7
REIMER, James	43	28	65.1	3	9
SCRIVENS, Ben	5	3	60.0	1	1
TELLQVIST, Mikael	5	3	60.0	1	1
TOSKALA, Vesa	48	26	54.2	7	9
TOTALS	212	126	59.4	29	45

ALL-TIME SHOOTOUT RESULTS

WINS

Longest WINS streak in consecutive games that go to a shootout
4 games - 2008-09

Feb. 25, 2009 vs. NY Rangers - W 2-1
 Feb. 26, 2009 at NY Islanders - W 5-4
 Mar. 17, 2009 at Tampa Bay - W 4-3
 Mar. 24, 2009 vs. Washington - W 3-2

Longest WINS streak in consecutive home games that go to a shootout
3 games - 2005-06

Oct. 24, 2005 vs. Boston - W 5-4
 Dec. 29, 2005 vs. Buffalo - W 4-3
 Mar. 14, 2006 vs. Boston - W 5-4

Longest WINS streak in consecutive road games that go to a shootout
2 games - 2007-08, 2008-09 & 2011-12

2007-08 Jan. 17, 2008 at Boston - W 3-2 Feb. 27, 2008 at Florida - W 4-3	2008-09 Feb. 26, 2009 at NY Islanders - W 5-4 Mar. 17, 2009 at Tampa Bay - W 4-3	2011-12 Nov. 10, 2011 at St. Louis - W 3-2 Nov. 25, 2011 at Dallas - W 4-3
---	---	---

LOSSES

Longest LOSSES streak in consecutive games that go to a shootout
5 games - 2007-08, 2008-09 (2 times) & 2011-12, 2012-13

2007-08 Oct. 23, 2007 vs. Atlanta - L 4-5 Nov. 10, 2007 vs. NY Rangers - L 2-3 Nov. 27, 2007 vs. Montreal - L 3-4	2008-09 (1) Oct. 13, 2008 vs. St. Louis - L 4-5 Oct. 17, 2008 at NY Rangers - L 0-1 Oct. 21, 2008 vs. Anaheim - L 2-3	2008-09 (2) Jan. 21, 2009 vs. Boston - L 3-4 Feb. 19, 2009 vs. Columbus - L 3-4 Feb. 21, 2009 vs. Vancouver - L 2-3
2011-12 Dec. 19, 2011 vs. Los Angeles - L 2-3 Jan. 31, 2012 at Pittsburgh - L 4-5 Mar. 10, 2012 vs. Philadelphia - L 0-1	2012-13 Mar. 9, 2013 vs. Pittsburgh - L 4-5 Mar. 16, 2013 vs. Winnipeg - L 4-5 Mar. 21, 2013 at Buffalo - L 4-5 Mar. 25, 2013 at Boston - L 2-3 Apr. 10, 2013 at NY Rangers - L 2-3	

Longest LOSSES streak in consecutive home games that go to a shootout
4 games -2011-12

2011-12
 Nov. 15, 2011 vs. Phoenix - L 2-3
 Dec. 19, 2011 vs. Los Angeles - L 2-3
 Mar. 10, 2012 vs. Philadelphia - L 0-1
 Mar. 24, 2012 vs. NY Rangers - L 3-4

Longest LOSSES streak in consecutive road games that go to a shootout
5 games - 2005-06

Oct. 10, 2005 at Ottawa - L 5-6
 Nov. 25, 2005 at Carolina - L 3-4
 Jan. 31, 2006 at Tampa Bay - L 2-3
 Mar. 10, 2006 at NY Islanders - L 1-2
 Apr. 6, 2006 at Boston - L 2-3

CONSECUTIVE GAMES DETERMINED BY A SHOOTOUT

Longest streak of consecutive games determined by a shootout
3 games - 2006-07

Oct. 7, 2006 vs. Montreal - L 2-3
 Oct. 9, 2006 vs. Florida - W 2-1
 Oct. 12, 2006 at New Jersey - L 6-7

Longest streak of consecutive home games determined by a shootout
3 games - 2008-09

Feb. 19, 2009 vs. Columbus - L 3-4
 Feb. 21, 2009 vs. Vancouver - L 2-3
 Feb. 25, 2009 vs. NY Rangers - W 2-1

Longest streak of consecutive road games determined by a shootout
2 games - 2009-10 & 2012-13

2009-10 Mar. 4, 2010 at Boston - L 2-3 Mar. 6, 2010 at Ottawa - W 2-1	2012-13 Mar. 21, 2013 at Buffalo - L 4-5 Mar. 25, 2013 at Boston - L 2-3
--	---

GAME-BY-GAME OVERTIME RESULTS

YEAR-BY-YEAR OVERTIME RECORDS:

1983-84: 1-3-9	1991-92: 4-0-7	1998-99: 6-1-7	2005-06: 10-8**	2012-13: 2-5
1984-85: 5-2-8	1992-93: 1-1-11	1999-00: 7-3-7	2006-07: 8-11**	
1985-86: 4-6-7	1993-94: 4-1-12	2000-01: 3-5-11	2007-08: 8-11**	
1986-87: 3-4-6	1994-95: 0-0-8	2001-02: 3-4-10	2008-09: 10-13**	
1988-89: 1-4-6	1995-96: 4-2-12	2002-03: 7-3-7	2009-10: 9-14**	
1989-90: 3-4-4	1996-97: 1-1-8	2003-04: 4-3-10	2010-11: 7-11**	
1990-91: 4-2-11	1997-98: 1-0-9	2004-05: 0-0-0*	2011-12: 9-10**	

*Did not play due to work stoppage

ALL-TIME OVERTIME RECORD:

OVERALL: 130-134-180 HOME: 67W, 65L ROAD: 63W, 69L

**Records include shootout, which was implemented in 2005-06

ALL-TIME RECORD FOR GAMES DECIDED IN OVERTIME:

SEASON	DATE	OPPONENT	RESULT	GWG	GOALTENDERS
1983-84	Nov. 26, 1983	vs. MIN	L-7-6	Broten	Palmateer/Beaupre
	Jan. 12, 1984	@ MIN	L-5-4	McCarthy	Bester/ Meloche
	Mar. 10, 1984	vs. DET	W-4-3	Gavin	Bester/ Micallef
	Mar. 12, 1984	vs. WPG	L-8-7	MacLean	Bester/ Soetaert
1984-85	Oct. 11, 1984	@ MIN	W-1-0	Frycer	Bester/ Beaupre
	Oct. 13, 1984	vs. BUF	W-4-3	Benning	Wregget/ Barrasso
	Oct. 31, 1984	@ StL	L-6-5	Sutter	Wregget/ Liut
	Feb. 10, 1985	vs. MTL	W-3-2	Bernhardt/ Vaive	Wregget/ Penny
	Feb. 17, 1985	@ HFD	W-5-4	Daoust	Wregget/ Weeks
	Feb. 25, 1985	vs. CHI	L-4-3	D. Wilson	Bernhardt/ Bannerman
	Mar. 18, 1985	vs. StL	W-4-3	Anderson	Bernhardt/ Wamsley
1985-86	Oct. 16, 1985	vs. WSH	L-6-5	Duchesne	Bernhardt/ Jensen
	Nov. 12, 1985	@ StL	L-4-3	Mullen	Bernhardt/ Wamsley
	Nov. 30, 1985	vs. BUF	W-3-2	Thomas	Edwards/ Puppa
	Jan. 25, 1986	@ MTL	L-3-2	Smith	Bernhardt/ Roy
	Feb. 6, 1986	@ MIN	L-8-7	Rouse	Edwards/ Beaupre
	Feb. 8, 1986	vs. StL	W-3-2	Courtnall	Wregget/ Wamsley
	Feb. 13, 1986	@ CHI	L-5-4	Fraser	Wregget/ Sauve
	Feb. 20, 1986	@ CGY	W-7-6	Fergus	Wregget/ Lemelin
	Mar. 15, 1986	vs. PHI	L-6-5	Crossman	Edwards/ Froese
	Mar. 30, 1986	@ CHI	W-5-4	Frycer	Wregget/ Sauve
1986-87	Dec. 13, 1986	vs. PIT	W-3-2	Thomas	Bester/ Romano
	Dec. 17, 1986	@ NJ	L-3-2	Sullivan	Wregget/ Chevrier
	Dec. 19, 1986	vs. MIN	L-6-5	Broten	Wregget/ Takko
	Dec. 20, 1986	vs. BUF	W-5-4	Thomas	Bester/ Cloutier
	Dec. 23, 1986	@ MIN	W-4-3	Vaive	Wregget/ Takko
	Jan. 26, 1987	vs. CGY	L-6-5	Patterson	Bester/ Lemelin
	Mar. 9, 1987	@ StL	L-3-2	Paslawski	Wregget/ Wamsley
1987-88	Dec. 1, 1987	@ MIN	L-3-2	Bellows	Wregget/ Beaupre
	Dec. 7, 1987	vs. DET	W-5-4	Courtnall	Bester/ Hanlon
	Mar. 26, 1988	@ StL	L-3-2	Paslawski	Wregget/ Millen
1988-89	Jan. 25, 1989	vs. BOS	L-2-1	Brickley	Wregget/ Lemelin
	Feb. 22, 1989	@ CGY	W-4-3	Leeman	Reese/ Wamsley
	Feb. 23, 1989	@ VAN	L-2-1	Sandlak	Bester/ McLean
	Apr. 1, 1989	@ StL	L-4-3	G. Cavallini	Bester/ Millen (EN)
	Apr. 2, 1989	@ CHI	L-4-3	Murray	Bester/ Chevier
1989-90	Oct. 27, 1989	@ BUF	L-6-5	Turgeon	Laforest/ Malarchuk
	Nov. 18, 1989	@ MTL	L-4-3	Naslund	Bester/ Roy
	Nov. 29, 1989	@ VAN	W-3-2	Dampousse	Leforest/ McLean
	Dec. 30, 1989	@ BOS	W-7-6	Clark	Bester/ Moog
	Mar. 2, 1990	@ DET	L-3-2	Yzerman	Reese/ Chevaldaae
	Mar. 17, 1990	vs. WPG	L-5-4	Taglianetti	Laforest/ Essensa
	Mar. 24, 1990	@ QUE	W-4-3	Osborne	Reese/ Tugnut

GAME-BY-GAME OVERTIME RESULTS

1990-91	Nov. 27, 1990	@ StL	W-4-3	Clark	Ing/ Joseph
	Dec. 6, 1990	@ MIN	W-2-1	Ramage	Ing/ Casey
	Jan. 17, 1991	vs. PIT	L-6-5	Young	Ing/ Barasso
	Feb. 4, 1991	vs. StL	W-6-5	Hannan	Ing/ Joseph
	Feb. 25, 1991	@ DET	L-5-4	Racine	Reese/ Chevaldaae
1991-92	Mar. 16, 1991	vs. MIN	W-4-3	Petit	Ing/ Hayward
	Jan. 6, 1992	vs. StL	W-3-2	Ellett	Fuhr/ Joseph
	Feb. 5, 1992	vs. MIN	W-3-2	Clark	Fuhr/ Casey
	Feb. 29, 1992	vs. CHI	W-6-5	Clark	Fuhr/ Belfour
	Mar. 17, 1992	vs. QUE	W-4-3	Anderson	Fuhr/ Fiset
1992-93	Nov. 26, 1992	vs. QUE	L-5-4	Nolan	Potvin/ Hextall
	Apr. 13, 1993	vs. StL	W-2-1	Zezel	Potvin/ Joseph
	Oct. 21, 1993	@ FLA	W-4-3	Pearson	Rhodes/ Vansbrk.
	Jan. 13, 1994	vs. DAL	W-4-3	Anderson	Potvin/ Wakaluk
1993-94	Feb. 15, 1994	vs. DET	W-5-4	Clark	Potvin/ Chevaldaae
	Mar. 4, 1994	@ DET	W-6-5	Clark	Potvin/ Osgood
	Mar. 28, 1994	@ VAN	L-3-2	Craven	Potvin/ Whitmore
1994-95	No Overtime Scoring				
1995-96	Oct. 20, 1995	vs. CGY	W-4-3	Craig	Potvin/ Tabaracci
	Nov. 16, 1995	@ TB	W-5-4	Hogue	Potvin/ Puppa
	Dec. 17, 1995	@ ANA	W-3-2	AndreYchuk	Rhodes/ Shtalenkov
	Dec. 30, 1995	@ StL	W-4-3	Sundin	Potvin/ Fuhr
	Feb. 21, 1996	vs. TB	L-3-2	Bellows	Potvin/ Puppa
	Mar. 20, 1996	vs. DET	L-4-3	McCarty	Beaupre/ Osgood
1996-97	Jan. 7, 1997	@ CGY	L-4-3	Gagner	Potvin/ Kidd
	Jan. 24, 1997	@ CHI	W-2-1	Muller	Potvin/ Hackett
1997-98	Mar. 28, 1998	vs. NYI	W-4-3	Cote	Potvin/ Salo
1998-99	Nov. 28, 1998	vs. OTT	W-3-2	D. King	Joseph/ Dafeo
	Dec. 5, 1998	@ MTL	W-4-3	Kaberle	Joseph/ Hackett
	Jan. 4, 1999	vs. TB	W-5-4	Modin	Joseph/ Ranford
	Feb. 17, 1999	@ BUF	W-3-2	Sundin	Healy/ Hasek
	Feb. 20, 1999	vs. MTL	W-3-2	Thomas	Joseph/ Hackett
	Mar. 8, 1999	@ NYR	L-3-2	Nedved	Healy/ Richter
	Apr. 14, 1999	vs. NYI	W-3-2	Berard	Joseph/ Potvin
1999-00	Nov. 11, 1999	@ BOS	L-4-3	Axelsson	Joseph/ Dafeo
	Nov. 20, 1999	vs. NYR	W-4-3	Korolev	Joseph/ Richter
	Nov. 26, 1999	@ PHI	L-3-2	Recchi	Healy/ Boucher
	Dec. 4, 1999	vs. PIT	W-3-2	Sundin	Joseph/ Barrasso
	Dec. 6, 1999	vs. BUF	W-3-2	Thomas	Joseph/ Roloson
	Jan. 5, 2000	@ NYR	L-3-2	Graves	Joseph/ Richter
	Jan. 14, 2000	@ EDM	W-3-2	Sundin	Joseph/ Salo
	Jan. 17, 2000	@ VAN	W-5-4	Thomas	Joseph/ Potvin
	Mar. 6, 2000	@ VAN	W-6-5	Sundin	Healy/ Snow
	Mar. 16, 2000	@ DET	W-4-3	Sundin	Joseph/ Osgood
2000-01	Oct. 28, 2000	@ BOS	W-2-1	Sundin	Joseph/ Raycroft
	Nov. 15, 2000	vs. PHI	L-2-1	Recchi	Joseph/ Cechmanek
	Nov. 29, 2000	vs. StL	L-6-5	Hecht	Joseph/ Johnson
	Dec. 16, 2000	vs. CGY	L-6-5	Bure	Joseph/ Vernon
	Jan. 18, 2001	@ NYR	L-2-1	Leetch	Joseph/ Richter
	Jan. 25, 2001	@ ATL	W-2-1	McCabe	Healy/ Hnilicka
	Mar. 1, 2001	@ WSH	W-3-2	Roberts	Joseph/ Kolzig
2001-02	Mar. 3, 2001	vs. OTT	L-3-2	Yashin	Joseph/ Lalime
	Oct. 25, 2001	@ BOS	L-2-1	Thornton	Schwab/ Dafeo
	Nov. 9, 2001	@ NJ	L-3-2	Elias	Joseph/ Brodeur
	Nov. 17, 2001	@ OTT	L-2-1	Rachunek	Joseph/ Lalime
	Dec. 13, 2001	@ StL	W-4-3	Sundin	Joseph/ Johnson
	Jan. 17, 2002	@ NSH	L-3-2	Johnson	Schwab/ Dunham
	Mar. 19, 2002	vs. NYI	W-3-2	Cross	Schwab/ Osgood
	Apr. 1, 2002	@ DET	W-5-4	Sundin	Schwab/ Legace

WINS WITH 10 OR MORE GOALS

DATE	SCORE	OPPONENT
December 22, 1917	11-4	vs. Ottawa Senators
January 21, 1919	11-3	vs. Montreal Canadiens
March 6, 1920	11-2	vs. Quebec Bulldogs
March 13, 1920	11-4	vs. Montreal Canadiens
January 26, 1921	10-3	vs. Hamilton Tigers
February 5, 1921	10-6	vs. Montreal Canadiens
December 22, 1924	10-1	at Boston Bruins
January 19, 1932	11-3	vs. New York Americans
March 19, 1932	11-3	vs. Chicago Blackhawks
March 5, 1935	10-3	at Montreal Canadiens
December 4, 1943	11-4	vs. New York Rangers
January 8, 1944	12-3	vs. Boston Bruins
February 19, 1944	10-4	vs. Boston Bruins
March 18, 1944	10-2	vs. Boston Bruins
October 29, 1944	11-5	at Chicago Blackhawks
March 17, 1946	11-7	at Detroit Red Wings
November 30, 1946	11-0	vs. Chicago Blackhawks
January 8, 1947	10-4	vs. Chicago Blackhawks
March 8, 1947	12-4	vs. Chicago Blackhawks
December 6, 1947	12-5	vs. Chicago Blackhawks
March 16, 1957	14-1	vs. New York Rangers
December 5, 1964	10-2	vs. Detroit Red Wings
March 21, 1965	10-1	at New York Rangers
January 2, 1971	13-0	vs. Detroit Red Wings
November 25, 1972	11-0	vs. California Golden Seals
February 7, 1976	11-4	vs. Boston Bruins
February 12, 1977	10-0	vs. Washington Capitals
February 20, 1977	10-8	at Chicago Blackhawks
October 14, 1978	10-7	vs. New York Islanders
October 15, 1983	10-8	vs. Chicago Blackhawks
December 4, 1985	10-7	vs. New Jersey Devils
January 8, 1986	11-9	vs. Edmonton Oilers
February 17, 1989	10-6	at New York Rangers
November 12, 1998	10-3	at Chicago Blackhawks
January 4, 2007	10-2	at Boston Bruins

LARGEST MARGINS OF DEFEAT (SINCE 1981)

DATE	SCORE	OPPONENT	DATE	SCORE	OPPONENT
March 19, 1981	14-4	at Buffalo Sabres	February 22, 1990	12-2	at Calgary Flames
December 11, 1981	11-2	at Washington Capitals	March 14, 1990	8-2	vs. New York Rangers
January 15, 1982	8-2	at Buffalo Sabres	October 4, 1990	7-1	at Winnipeg Jets
January 25, 1982	9-2	vs. Minnesota North Stars	October 24, 1990	8-3	vs. St. Louis Blues
February 7, 1982	8-2	at Calgary Flames	November 4, 1990	7-1	vs. Philadelphia Flyers
March 4, 1982	10-1	at New York Islanders	January 10, 1991	7-2	at Chicago Blackhawks
March 13, 1982	10-2	vs. Winnipeg Jets	January 14, 1991	9-3	vs. Buffalo Sabres
March 20, 1982	7-0	at Winnipeg Jets	February 21, 1991	11-4	at Pittsburgh Penguins
April 4, 1982	7-1	at Philadelphia Flyers	November 9, 1991	6-1	vs. Calgary Flames
October 19, 1983	8-1	vs. Quebec Nordiques	November 12, 1991	7-0	at Minnesota North Stars
November 4, 1983	8-2	at Winnipeg Jets	December 26, 1991	12-1	at Pittsburgh Penguins
December 23, 1983	9-2	at Detroit Red Wings	February 18, 1992	7-1	at Pittsburgh Penguins
January 28, 1984	8-0	vs. Washington Capitals	October 30, 1992	7-1	at Detroit Red Wings
February 5, 1984	7-0	at Philadelphia Flyers	December 1, 1992	8-3	at New Jersey Devils
February 18, 1984	8-2	vs. Hartford Whalers	December 6, 1992	6-0	at New York Rangers
October 20, 1984	12-3	vs. Quebec Nordiques	May 3, 1995	6-1	at Anaheim Mighty Ducks
November 3, 1984	7-0	at Los Angeles Kings	October 7, 1995	8-3	at Pittsburgh Penguins
November 21, 1984	7-1	at Minnesota North Stars	October 24, 1995	6-1	at Florida Panthers
November 27, 1984	7-1	vs. Edmonton Oilers	October 17, 1996	6-1	at St. Louis Blues
December 26, 1984	6-0	at Buffalo Sabres	November 15, 1997	5-0	at Pittsburgh Penguins
February 19, 1985	9-4	vs. Edmonton Oilers	December 27, 1997	8-1	vs. Detroit Red Wings
March 30, 1985	9-3	vs. Detroit Red Wings	January 28, 1999	6-0	at Pittsburgh Penguins
November 3, 1985	7-1	at Edmonton Oilers	January 1, 2000	8-1	at Buffalo Sabres
November 27, 1985	7-1	at Pittsburgh Penguins	December 27, 2000	5-0	at Pittsburgh Penguins
January 15, 1986	10-1	at St. Louis Blues	January 25, 2002	6-1	at Vancouver Canucks
January 28, 1986	9-2	at New York Islanders	February 27, 2003	7-2	at Detroit Red Wings
April 5, 1986	7-1	at Hartford Whalers	November 1, 2003	7-1	vs. Philadelphia Flyers
October 22, 1986	7-1	vs. Quebec Nordiques	January 8, 2004	7-1	vs. Ottawa Senators
December 12, 1986	8-3	at Pittsburgh Penguins	March 23, 2004	7-2	vs. Tampa Bay Lightning
October 21, 1987	10-3	vs. Montreal Canadiens	October 29, 2005	8-0	vs. Ottawa Senators
February 18, 1987	9-2	at Edmonton Oilers	December 17, 2005	8-2	at Ottawa Senators
February 20, 1987	7-2	at Calgary Flames	January 21, 2006	7-0	at Ottawa Senators
March 13, 1987	10-2	at Washington Capitals	April 16, 2006	6-0	at Buffalo Sabres
March 21, 1987	9-4	at Montreal Canadiens	October 26, 2006	7-2	at Ottawa Senators
January 25, 1988	11-3	vs. Calgary Flames	November 30, 2006	5-0	at Atlanta Thrashers
March 5, 1988	10-1	vs. Winnipeg Jets	January 13, 2007	6-1	vs. Vancouver Canucks
March 24, 1988	7-1	at Calgary Flames	January 20, 2007	8-2	at Pittsburgh Penguins
November 19, 1988	9-1	at Edmonton Oilers	February 27, 2007	6-1	vs. Buffalo Sabres
December 1, 1988	9-3	at Los Angeles Kings	October 9, 2007	7-1	vs. Carolina Hurricanes
December 14, 1988	8-2	vs. Edmonton Oilers	October 29, 2007	7-1	vs. Washington Capitals
December 17, 1988	7-1	vs. Philadelphia Flyers	February 5, 2008	8-0	vs. Florida Panthers
January 27, 1989	8-1	at Detroit Red Wings	April 3, 2008	8-2	vs. Ottawa Senators
January 30, 1989	7-1	at Chicago Blackhawks	December 23, 2008	8-2	vs. Dallas Stars
February 13, 1989	8-1	at New Jersey Devils	January 19, 2011	7-0	at New York Rangers
March 18, 1989	10-2	vs. Winnipeg Jets	Nov. 5, 2011	7-0	vs. Boston Bruins
October 11, 1989	7-1	vs. Buffalo Sabres	Mar. 19, 2012	8-0	at Boston Bruins
November 23, 1989	6-0	at Boston Bruins	Mar. 29, 2012	7-1	vs. Philadelphia Flyers

TEAM STREAKS & RECORDS FOR TORONTO FRANCHISE

Season	Highest Margins	Most Goals, 1 Game		Record		Hat Tricks	Overall Team Streaks			Home Team Streaks			Road Team Streaks										
		For	Against	1st 10 Games	Last 10 Games		Wins	Under	Losing	Wins	Under	Losing	Wins	Under	Losing								
2012/13	6	4	6(2)	7	11	5-5-0	5-4-1	2	4	8	2(4)	5	3	4	5	2	4						
2011/12	6(2)	8	7(3)	8	11(2)	7-2-1	3-5-2	2	4	6	4	6	5	6(2)	4	11	3(2)	3(2)	4				
2010/11	6	7	9	12	12	5-4-1	6-3-1	0	4	9	3(4)	4	4	4	4	11	3(2)	5	7				
2009/10	5	5(3)	6(5)	7(2)	11	1-7-2	4-4-2	1	3(2)	7	7	7	5	5	4	6	4	5(2)	5	7			
2008/09	4(3)	6	8(3)	-	-	4-3-3	5-5-0	2	4	8	5	5(2)	2(2)	4	4	4	4	4	4	4			
2007/08	7	8	8(2)	10(4)	10(4)	3-4-3	4-5-1	1	4	4	5	5	3	3	2(2)	5	6	6	5	6			
2006/07	8	6	10	13	13	4-3-3	6-3-1	4	5	5(3)	3(3)	7	9	9	3(2)	3(4)	4(2)	2(3)	7	7			
2005/06	8	9	8	15	15	5-3-2	7-2-1	2	6	6	8	8	6	6	6	3(3)	2(5)	2(5)	7	7			
2004/05*	0	0	0	0	0	0-0-0	0-0-0	0	0	0	0	0	0	0	0	0	0	0	0	0			
2003/04	6(2)	6(2)	7(3)	12	12	4-3-2-1	7-2-1-0	0	8	8	3(2)	5	5	6	2(3)	3(2)	6	8	3	6			
2002/03	6(3)	5	6(4)	7	9(6)	3-6-1-0	5-2-1-0	2	5(2)	5(4)	3(4)	4(2)	8	13	3	3(2)	7	7	3(2)	4(2)	4		
2001/02	6	4	7(2)	6	11	5-3-1-1	6-2-2-0	1	5	6	6	3(2)	5	5	9	4	4	4	4	4			
2000/01	6(3)	5	8	6(3)	11(3)	6-4-0-0	5-5-0-0	1	3(3)	6	4	6	5	5	9	3	4	4	4	4			
1999/00	6	7	6(6)	8	11	6-3-1-0	5-5-0-0	1	6	6(2)	4	6	6	6	6(2)	3(2)	4	5	5	3	7		
1998/99	8	6	10	13(2)	15	5-4-1	6-2-2	5	3(6)	7	3	3(3)	4	4	4	4	4	4	4	4	3	7	
1997/98	5	7	7	8	10	3-6-1	4-6-0	1	3(2)	3	3	4(2)	6	2(5)	3	4	4	2(3)	3	4	6		
1996/97	4(4)	5	7	7(2)	11(5)	4-6-0	4-4-2	2	3(3)	5	7	7	4	4	5	4(2)	6	2(2)	4	9	9		
1995/96	5(3)	5(2)	7(2)	8	11(3)	4-5-1	6-4-0	1	3	6	8	10	4	4	4	5(2)	3	6	4(2)	5	8		
1994/95	4(2)	5	7	6(3)	11	4-4-2	5-4-1	0	2(5)	3	3	4	4	4	4	4(2)	2	2(3)	1(6)	3	2(5)	5	
1993/94	7	4(2)	7(3)	7	11(2)	10-0-0	4-6-0	4	10	11	4	7	7	7	7	2(3)	3	5	7	4	6	7	
1992/93	7	6(2)	8(2)	8	11(4)	5-3-2	5-4-1	0	5	10	3(2)	4	5	12	2	3	4	6	6	7	11		
1991/92	5	11	8	12	13(2)	2-8-0	5-5-0	4	4	4	6	10	2(4)	5	5	4(2)	3	5	7	10	10	10	
1990/91	4(3)	7	11	15	15	1-8-1	4-4-2	0	2(5)	4	6	10	2(4)	5	5	2(3)	4	5	2(3)	4	5	2	6
1989/90	6	10	8(5)	12	14(4)	4-6-0	3-6-1	7	5	5	4	7(2)	6	6(2)	5	5	2(3)	4	5	2	6	10	10
1988/89	4(3)	8(2)	10	16	16	6-3-1	4-6-0	6	3	6	6(2)	15	3(2)	3(2)	4	5(2)	6	6	6	10	10	10	10
1987/88	6	9	7(5)	11	14	6-4-0	2-8-0	1	5	5	8	6	4	4	4	4	4	4	4	4	4	4	4
1986/87	6	8	8(3)	10	14	5-2-3	2-4-4	3	4	6	4	5(2)	6	6	4	4	4	4	4	4	4	4	4
1985/86	6	9	11	10	20	1-9-0	2-7-1	9	3	3(3)	9	13	4	6	6	6	6	6	6	6	6	6	6
1984/85	5(3)	9	7	12	16	3-6-1	3-6-1	6	4	4	6	10(2)	2(3)	7	10	2(2)	3(2)	5	10	11	11	11	11
1983/84	5(2)	8	10	11	18	5-4-1	3-6-1	6	4	4	6	10	5	6(2)	4	4	4	4	4	4	4	4	4
1982/83	6(3)	5(2)	8(2)	9	13(2)	2-5-3	5-5-0	4	6	7	6	10	5	6(2)	4	4	4	4	4	4	4	4	4
1981/82	6	9(2)	9(3)	11	17	3-5-2	3-7-0	8	2(3)	5	6	9	4	5	5	8	2	3(2)	6	12	12	12	12
1980/81	4(4)	10	9(2)	14	18	6-3-1	4-3-3	7	6	6	5(2)	7(2)	3(2)	3(4)	4	4	4	4	4	4	4	4	4
1979/80	8	10	9(3)	10	15	4-5-1	5-5-0	6	4	5(2)	4	6	3	4	3(2)	4	3(4)	4	7	7	7	7	7
1978/79	6	5(2)	10	7(3)	17	4-5-1	4-4-2	6	5	6	5(2)	7	4	5(2)	3	6	2(2)	4	5	5	5	5	5
1977/78	6(2)	5	8	7	13	6-2-2	2-8-0	5	3	6	7(2)	5	5(2)	5	6	3(2)	4	4	4	4	4	4	4
1976/77	10	5(4)	10(2)	9	18	2-5-3	2-4-4	4	4	6	4	7(2)	5	6	3(2)	6	4	4	4	4	4	4	4
1975/76	8	7	11	9	15	5-4-1	3-6-1	4	4	6	3	10	5	8	2	3	4	4	4	4	4	4	4
1974/75	7	8(2)	9	11	15	3-4-3	3-4-3	8	7	9	9	4(2)	6	7	2	4	5	3	4	5	5	5	5
1973/74	4(2)	9	7(2)	12	11(2)	5-3-2	4-3-3	3	3(6)	7	3	5	5	9	2	4	3	5	2(3)	5	5	5	5
1972/73	11	10	11	10	12(2)	3-6-1	3-6-1	1	3	4(2)	5(2)	6	3(3)	7(2)	2(3)	4	2	2(3)	7(2)	9	9	9	9
1971/72	7	7	8	8	10	3-2-5	4-3-3	6	6	7(2)	8	8	7	7	2	2(2)	3	3	3	7	7	7	7
1970/71	13	8	13	9	13(2)	3-7-0	3-5-2	3	7	8	4(2)	4	7	14	2	2(2)	2(3)	3	3	5	9	9	9
1969/70	7	9	8	9	13	4-4-2	2-7-1	1	2(5)	5	5	7	5	6	2(4)	5	4	4	4	4	4	4	4
1968/69	5	8	8	11	14	5-4-1	3-4-3	3	4	8	4	6	3	3	8	2	5	3	3	4	4	4	4
1967/68	7(2)	5	9	7	12(2)	6-4-0	6-3-1	4	4	7	9	10	11	8	12	4	5	3	4	6	6	6	6
1966/67	6	6	9	7	14	3-2-5	6-4-0	2	7	9	10	11	8	12	4	4	5	3	4	6	6	6	6
1965/66	6(3)	9	8	9	12(2)	3-5-2	4-4-2	4	5(2)	10	3(2)	4	6	8	3	3	3	3	4	5	7	7	7
1964/65	9	4	10(2)	6(2)	12	4-2-4	4-5-1	1	3(4)	7	4(2)	5(2)	3	3(2)	2(4)	4	4	4	5	2	2	2	2
1963/64	5	11	7	11	11	6-4-0	6-2-2	0	4	6	3	4	6	10	3	4	2	3	4	4	6	6	6
1962/63	6(2)	4(2)	8(2)	7	10(4)	4-5-1	5-2-3	2	4(2)	10	3	4	6	12	3	3(2)	3(2)	4	4	4	4	4	4

* Did not play due to work stoppage

TEAM STREAKS & RECORDS FOR TORONTO FRANCHISE

Season	Highest Margins		Most Goals, 1 Game		Record		Hat Tricks	Overall Team Streaks			Home Team Streaks			Road Team Streaks					
	Victory	Defeat	For	Against	Total	1st 10 Games		Last 10 Games	Wins	Under	Losing	Wins	Under	Losing	Wins	Under	Losing		
1961/62	8	6	9	7	12	7-2-1	4-3-3	3	5	9	2(4)	5	7	13	1(5)	2(3)	5	4(2)	6
1960/61	6	5	8	6(2)	12	4-4-2	5-3-1	4	5	8	2(2)	5	5	8	2(2)	3	7	3	3(2)
1959/60	6	6(2)	7	9	13	5-3-2	6-3-1	0	4	6	5	4	9	2(2)	2(4)	3(2)	4(2)	5	5(2)
1958/59	5	5(2)	6(3)	7(2)	12	3-7-0	7-3-0	1	5	6	3(2)	9	2(5)	5	2(2)	5	3	4	5
1957/58	7(2)	9	9	12	15	3-6-1	1-8-1	5	3	5	8	9	2(2)	7	3(2)	6	2(2)	4	6
1956/57	13	4(3)	14	8	15	4-2-4	3-5-2	3	3	7	3(6)	9	2(3)	4	3	9	1(9)	5	3(4)
1955/56	5(2)	7	8	11(2)	4	4-5-1	4-3-3	0	4	5	6	7(2)	4	7	3	3(2)	2	3	5
1954/55	6	5	8	6	11	3-3-4	1-5-4	2	7	9	3	8(2)	4	7	5	1(10)	6	5	6
1953/54	6	5(2)	6(2)	7	10	4-4-2	3-5-2	0	4	8	3	4	9	18	2	3	2(2)	3	5
1952/53	5	4(4)	7	6(2)	12	6-3-1	4-5-1	1	4(2)	5	5	7	3(2)	7	2(2)	8	2(3)	4	8
1951/52	6	5(2)	8	7	10	4-4-2	4-5-1	1	3(2)	6	3	6	4	10	2(2)	5	2	7	5
1950/51	7(2)	3	8	5	9(3)	7-1-2	8-2-0	1	6	11	2(3)	4	5	6	2(2)	4	4	8	3
1949/50	8	6(2)	9	8	12	5-2-3	3-5-2	1	6	7	4	7(2)	7	11	2	6	4(2)	4	6
1948/49	6	5(3)	7	6(3)	9(2)	3-5-2	3-6-1	1	2(5)	6	3(2)	8	3(2)	7	2(2)	5	3	3	3
1947/48	7	5	12	7(2)	17	5-3-2	6-4-0	3	4(2)	10	2(3)	4	6	14	1	3	2	2(4)	9
1946/47	11	6	12	8	16	6-1-3	5-3-2	4	6	6(2)	3	6	5	5	2(2)	2(2)	4	6	4
1945/46	6	6	11	8	18	1-8-1	5-4-1	7	4	5	5(2)	6	3	3	3	4	2	3	4
1944/45	7(2)	5	11	8	16	8-2-0	5-3-2	5	6	6	4	7	3(2)	4	3	5	3(3)	3	4
1943/44	9	5(2)	12	8(3)	15(2)	4-4-2	4-5-1	8	3(2)	3(2)	3	4	4	4	3	4	2	3	3
1942/43	8(2)	5	9	6	14	6-4-0	3-4-3	1	3	5	2(6)	3	5	5	8	2(2)	3	2	3
1941/42	6(2)	5	8(3)	7(2)	14	8-2-0	4-6-0	2	6	6	2(4)	3(2)	7	7	2	2	2	3	4
1940/41	6	3(5)	9	8	13	8-2-0	4-4-2	1	8	8	2(4)	4	6	1	2	2	2	3	4
1939/40	6	5	8(2)	6(2)	14	6-2-2	6-3-1	2	3(2)	6	3	3(4)	4	11	2	3	2(2)	2	4
1938/39	6	6	9	8	13	4-4-2	5-3-2	3	4	5	3	6	4	7	2(2)	3	2	4	3
1937/38	5(3)	8	8	9	13	5-2-3	5-4-1	3	3(2)	6	2	3(2)	4	6	3	3	3	2(2)	4
1936/37	5	4(2)	7	6	11	4-5-1	6-2-2	4	3(3)	4(2)	3	5	6	6	2(3)	4	4	4	4
1935/36	7	4(3)	9	7	12	6-3-1	5-3-2	4	3(2)	5	3(2)	5	7	10	1(4)	2(3)	2(3)	7	7
1934/35	7	3(4)	10	7(2)	13	9-1-1	8-2-0	5	8	8	3	5	5	5	2	4	3(2)	6	4
1933/34	8	6	9	7	13	8-1-1	5-5-0	5	5	8	2	4	5	5	12	1	3	3	3
1932/33	6	7	7(3)	9(2)	12	5-3-2	3-6-1	1	4(2)	4(2)	3	4	8	8	1(4)	1(4)	2	3	3(3)
1931/32	8(2)	7	11(2)	8	14(2)	3-4-3	6-3-1	2	3(2)	5	2	5	4	8	14	3	2(2)	2(3)	6
1930/31	6	9	9	10	15	5-3-2	5-2-3	5	3	5(3)	3	3(2)	8	9	2	2	4	3	9
1929/30	6(2)	7	7	10	15	3-6-1	3-5-2	2	3(3)	6	4	6	6	6	6	2(3)	3	5	5
1928/29	5	4	5	6	9	5-5-0	3-3-2	1	3(2)	6	3	7	4	7	1(5)	2	2	3	6
1927/28	5	8	6(2)	9	12	4-4-2	3-4-3	4	4	4	3	7	4	5	1(8)	5	2	3	8
1926/27	6	4(4)	6(2)	5(3)	8	2-7-1	5-4-1	n/a	2	2	3	4	6	2	2	2	2	5	8
1925/26	4(2)	5(2)	6	7(2)	11	2-7-1	3-6-1	n/a	2	3	4	6	5	6	6	2	1	1	10
1924/25	9	7(2)	10	10	13	4-6-0	8-2-0	n/a	9	9	9	2(2)	9	9	5	4	4	2	2
1923/24	3	5(2)	5(2)	8	12	5-5-0	3-7-0	n/a	3	3	4	2	4	2	2	1	1	10	12
1922/23	5(2)	6	9	9	15	4-5-1	7-3-0	n/a	3	3	4	2	9	3	2	1	1	2	2
1921/22	4	5(2)	8	9	15	5-5-0	5-4-1	n/a	3	3	2	3	7	7	1	2	1	1	3
1920/21	7	7	10(2)	9	16	5-5-0	8-2-0	n/a	3	3	3	3	4	4	1	1	1	4	4
1919/20	9	7(2)	11(2)	14	21	5-5-0	6-4-0	n/a	5	4	3	2	8	8	3	2	2	4	4
1918/19	8	10	11	13	17	3-7-0	6-4-0	n/a	2	2	3	3	3	3	2	4	0	6	6
1917/18	7	9	11	11	18	5-5-0	3-7-0	n/a	4	4	2	2	7	7	1	1	2	4	9
1916/17	7	9(2)	11	11	18	5-5-0	6-4-0	n/a	4	4	2	2	7	7	1	1	2	2	4

Numbers in parentheses indicate the number of times the yearly high was reached that season.
Team records are shown as white on black based only on Maple Leaf franchise (since 1927/28).

Toronto Arenas (1917-1919)
Toronto St. Patricks (1919-1927)

POSTPONED/RESCHEDULED GAMES

POSTPONED / RESCHEDULED GAMES

SEASON	ORIGINAL DATE	OPPONENT	NEW DATE	REASON	RESULT
1919-20	Dec. 30	vs. Montreal	Dec. 31	Play on New Year's Eve.	5-1 W
1919-20	Feb. 14	at Que. Bulldogs	Feb. 16	Play during Winter Carnival.	4-3 W
1920-21	Jan. 5	at Montreal	Jan. 17	Too warm for natural ice.	5-9 L
1920-21	Mar. 9	vs. Montreal	Mar. 7	End schedule early.	6-4 W
1920-21	Mar. 12	at Montreal	Feb. 28	End schedule early.	0-4 L
1921-22	Mar. 8	vs. Montreal	Mar. 7	End schedule early.	7-8 L
1924-25	Dec. 6	vs. Hamilton	Dec. 5	Kitchener vs. Varsity (SPA Cup)	3-10 L
1924-25	Feb. 11	at Boston	Feb. 10	Boston AA vs. Boston HC	5-1 W
1925-26	Jan. 2	vs. Ottawa	Jan. 1	Kitchener vs. Parkdale	3-0 W
1925-26	Jan. 16	vs. NY Americans	Jan. 15	Kitchener vs. Toronto CC	4-3 W
1925-26	Jan. 30	vs. Pit. Pirates	Jan. 29	Kitchener vs. Osgoode Hall	3-2 W
1925-26	Feb. 23	at Boston	Feb. 22	Play on George Washington's birthday.	1-2 L (OT)
1934-35	Feb. 26	at Chicago	Jan. 15	Golden Gloves boxing.	3-2 W
1935-36	Jan. 21	vs. Montreal	Feb. 20	Death of King George V.	2-1 W
1937-38	Jan. 9	at NY Rangers	Feb. 6	Ice show in Detroit caused rescheduling.	1-2 L
1940-41	Mar. 13	vs. NY Rangers	Jan. 9	Ice show.	3-2 W (OT)
1946-47	Oct. 31	at Montreal	Nov. 1	Travel concern. (Oct. 30 at CHI)	1-1 T
1951-52	Oct. 28	at Detroit	Oct. 29	Ice show.	2-2 T
1951-52	Feb. 6	vs. NY Rangers	Feb. 19	Death of King George VI.	3-3 T
1971-72	Oct. 13	vs. Detroit	Nov. 1	Death of Stafford Smythe.	6-1 W
1974-75	Oct. 29	vs. St. Louis	Nov. 25	Ali vs. Foreman (TV).	2-2 T
1974-75	Dec. 1	at Detroit	Feb. 9	Weather.	3-5 L
1975-76	Dec. 31	vs. Cal. Golden Seals	Jan. 1	Montreal vs. CSKA Moscow (TV).	5-1 W
1976-77	Feb. 7	at Buffalo	Feb. 14	Weather.	2-7 L
1977-78	Apr. 3	at Pittsburgh	Apr. 2	Academy Awards (TV).	3-6 L
1978-79	Jan. 14	at Chicago	Feb. 12	Weather.	5-2 W
1981-82	Dec. 6	at Boston	Jan. 21	Weather.	2-4 L
1982-83	Feb. 12	at Boston	Feb. 28	Weather.	3-6 L
1990-91	Nov. 15	at Detroit	Feb. 25	Ice show.	4-5 L (OT)
1991-92	Apr. 1	vs. NY Islanders	Apr. 12	NHLPA Strike.	2-6 L
1991-92	Apr. 4	vs. NY Rangers	Apr. 15	NHLPA Strike.	4-2 W
1991-92	Apr. 5	at Philadelphia	Apr. 13	NHLPA Strike.	2-6 L
1992-93	Oct. 7	vs. Washington	Oct. 6	Game 1 - ALCS (Blue Jays vs. Athletics)	5-6 L
1992-93	Apr. 1	at Philadelphia	Apr. 4	Arena damage caused rescheduling.	0-4 L
1994-95	Apr. 5	vs. Detroit	Apr. 7	Flooding in San Jose delayed Detroit.	2-4 L
1994-95	Apr. 7	vs. St. Louis	Apr. 5	Rescheduled to accommodate Detroit.	4-6 L
2000-01	Dec. 7	at St. Louis	Jan. 29	High school basketball tournament.	1-2 L

All-Time Record: 14-19-4-0

CONSECUTIVE GAMES VS. SAME OPPONENT IN SAME VENUE

SEASON	OPPONENT	FIRST GAME (RESULT)	SECOND GAME (RESULT)	HOME/ROAD	VENUE
1944-45	Detroit	Dec. 16 (1-1 T)	Dec. 23 (4-5 L)	Home	Maple Leaf Gardens
1949-50	Chicago	Jan. 4 (4-4 T)	Jan. 7 (5-2 W)	Home	Maple Leaf Gardens
1949-50	Chicago	Jan. 29 (4-0 W)	Feb. 1 (0-3 L)	Road	Chicago Stadium
1949-50	Boston	Feb. 5 (2-1 W)	Feb. 8 (3-1 W)	Road	Boston Garden
1965-66	NY Rangers	Nov. 28 (4-2 W)	Dec. 1 (2-2 T)	Road	Madison Square Garden
2005-06	Ottawa	Jan. 21 (0-7 L)	Jan. 23 (3-4 L)	Road	Corel Centre
2005-06	Montreal	Mar. 23 (1-5 L)	Mar. 25 (2-6 L)	Road	Bell Centre
2005-06	Buffalo	Apr. 1 (7-0 W)	Apr. 3 [2-3 L (SO)]	Home	Air Canada Centre

HOLIDAY GAME RECORDS

CHRISTMAS DAY GAMES

YEAR	OPPONENT	RESULT
1920	vs. Montreal	5-4 W
1924	at Hamilton	1-8 L
1926	at Pit. Pirates	2-3 L
1928	vs. Mtl. Maroons	4-1 W
1929	at Boston	2-6 L
1930	at Det. Falcons	1-10 L
1934	at Montreal	6-2 W
1937	vs. Detroit	1-1 T
1939	at NY Rangers	1-4 L
1940	at Detroit	2-3 L
1941	vs. Boston	2-0 W
1943	vs. NY Rangers	3-5 L
1944	at Detroit	4-6 L
1945	at Detroit	3-6 L
1946	at Detroit	2-1 W
1947	at Montreal	3-0 W
1948	vs. Detroit	2-1 W
1949	at NY Rangers	1-3 L
1954	vs. Detroit	2-3 L
1955	at Detroit	1-1 T
1957	vs. Montreal	5-4 W
1958	at Detroit	2-0 W
1960	at Boston	4-1 W
1961	at Chicago	3-3 T
1962	at Detroit	1-2 L
1963	at Boston	5-1 W
1964	at Chicago	3-3 T
1965	vs. Chicago	5-3 W
1966	at Boston	4-2 W
1967	at Detroit	3-1 W
1968	at Chicago	4-3 W
1970	at Min. North Stars	3-6 L
1971	vs. Detroit	5-3 W
All-Time Record:		16-13-4
Home Record:		7-2-1
Away Record:		9-11-3

BOXING DAY GAMES

YEAR	OPPONENT	RESULT
1917	vs. Montreal	7-5 W
1918	at Ottawa	2-5 L
1923	at Hamilton	2-1 W
1925	vs. Mtl. Maroons	0-2 L
1931	vs. Montreal	0-2 L (OT)
1933	at Boston	2-2 T
1935	at Montreal	2-0 W
1936	vs. Boston	1-2 L
1937	at Detroit	3-1 W
1938	at NY Rangers	2-0 W
1942	vs. Boston	7-2 W
1945	vs. Montreal	2-4 L
1946	at Montreal	1-4 L
1951	vs. Montreal	2-3 L
1953	vs. Detroit	4-2 W
1954	at Detroit	1-1 T
1956	vs. Montreal	1-0 W
1959	vs. NY Rangers	4-0 W
1962	vs. Detroit	5-4 W
1964	vs. Chicago	3-5 L
1965	at Chicago	1-1 T
1968	at Montreal	2-4 L
1969	at St. Louis	1-3 L
1970	vs. Philadelphia	9-1 W
1971	at Boston	1-3 L
1973	vs. Montreal	9-2 W
1976	at Pittsburgh	2-4 L
1977	vs. Pittsburgh	4-5 L
1978	at NY Islanders	1-5 L
1979	vs. Washington	2-8 L
1981	vs. Detroit	8-3 W
1983	vs. Detroit	6-2 W
1984	at Buffalo	0-6 L
1985	at Detroit	5-4 W

BOXING DAY GAMES (CONT'D)

1986	at Detroit	2-4 L
1987	vs. Montreal	2-4 L
1988	vs. NY Islanders	3-4 L
1989	at Boston	4-6 L
1991	at Pittsburgh	1-12 L
1992	vs. Detroit	1-5 L
1997	at Detroit	1-4 L
1998	vs. Montreal	1-2 L
2000	at Atl. Thrashers	3-5 L
2001	at Carolina	3-4 L
2003	at NY Rangers	6-5 W (OT)
2005	vs. New Jersey	2-1 W
2006	vs. Minnesota	4-3 W
2007	at NY Islanders	3-4 L (OT)
2008	at NY Islanders	1-4 L
2009	vs. Montreal	2-3 L (OT)
2010	at New Jersey	4-1 W
All-Time Record:		19-27-3-2
Home Record:		12-12-0-1
Away Record:		7-15-3-1

NEW YEAR'S DAY GAMES

YEAR	OPPONENT	RESULT
1926	vs. Ottawa	3-0 W
1927	vs. Mtl. Maroons	0-3 L
1929	vs. NY Rangers	2-3 L
1930	vs. Mtl. Maroons	5-3 W
1931	vs. NY Americans	2-0 W
1933	at Detroit	2-2 T
1934	at Chicago	2-1 W
1935	vs. Detroit	0-1 L
1938	vs. Montreal	6-4 W
1939	at NY Americans	1-5 L
1942	at NY Rangers	3-3 T
1944	at Boston	5-2 W
1946	at Chicago	1-3 L
1947	vs. Detroit	2-1 W
1948	vs. Montreal	2-1 W
1949	vs. Montreal	5-3 W
1950	at Detroit	0-5 L
1953	at Boston	1-5 L
1955	vs. Chicago	2-2 T
1961	at NY Rangers	4-1 W
1963	at Boston	0-3 L
1965	at Boston	0-3 L
1966	vs. Boston	6-3 W
1967	at NY Rangers	2-1 W
1969	vs. Oak. Seals	7-3 W
1972	vs. Montreal	5-2 W
1975	vs. Cal. Golden Seals	3-3 T
1976	vs. Cal. Golden Seals	5-1 W
1977	vs. Washington	3-1 W
1983	vs. Hfd. Whalers	7-5 W
1986	vs. Montreal	3-2 W
1989	at Chicago	3-3 T
1994	vs. Los Angeles	4-7 L
1996	at Dallas	1-0 W
1998	at Chicago	3-3 T
2000	at Buffalo	1-8 L
2004	at Boston	2-3 L
2007	vs. Boston	5-1 W
2008	vs. Tampa Bay	4-3 W (SO)
2009	vs. Buffalo	1-4 L
2011	at Ottawa	5-1 W
All-Time Record:		22-13-6-0
Home Record:		16-5-2-0
Road Record:		6-8-4-0

OTHER HOLIDAY GAME RECORDS

Remembrance Day:	14-17-4-1
St. Patrick's Day:	18-14-3-1

ALL-TIME PLAYER TRANSACTIONS

1926-27 Season Through 2013

Acquired:

- 1926** **Harold Henderson** from Detroit for Pete Bellefeuille (Dec.)
- 1928** **Lorne Chabot** and **Alex Gray** from NY Rangers for Butch Keeling and John Roach
- 1928** **Eddie Rodden** from Chicago for Bert McCaffery to Pittsburgh; (Ty Arbour from Pittsburgh to Chicago) (Dec.)

1930s

Acquired:

- 1930** **Frank Nighbor** from Ottawa for Dan Cox (Jan.)
- 1930** **King Clancy** from Ottawa for Art Smith, Eric Pettinger and \$35,000 (Oct. 10)
- 1933** **George Hainsworth** from Montreal for Lorne Chabot
- 1938** **Doc Rommes** from Chicago for Bill Thoms (Dec.)
- 1939** **David "Sweeney" Schriner** from NY Americans for Murray Armstrong, Buzz Boll, Harvey "Busher" Jackson and Doc Rommes

1940s

Acquired:

- 1942** **Babe Pratt** from NY Rangers for Dudley Ganett and Hank Goldup
- 1943** **Ted Kennedy** from Montreal for rights to Frankie Eddolls (Feb. 28)
- 1946** **Harry Watson** from Detroit for Billy Taylor
- 1947** **Max Bentley** and **Cy Thomas** from Chicago for Gus Bodnar, Ernie Dickens, Bob Goldham, Bud Poile and Gaye Stewart (Nov. 2)
- 1948** **Cal Gardner** and **Bill Juzda** from NY Rangers for Wally Stanowski and Rene Trudel

1950s

Acquired:

- 1950** **Leo Boivin**, **Fern Flaman**, **Phil Maloney** and **Ken Smith** from Boston for Bill Ezinicki and Vic Lynn (Nov. 16)
- 1952** **Jim Morrison** from Boston for Fleming MacKell (Jan. 9)
- 1952** **Harry Lumley** from Chicago for Cal Gardner, Roy Hannigan, Gus Morton and Al Rollins (Sept. 11)
- 1953** Max Bentley purchased from Toronto by NY Rangers
- 1954** **Dave Creighton** from Boston for Fern Flaman (Jul. 20)
- 1954** **Jack Price** from Chicago for Ray Timgren (Oct. 4)
- 1954** **Joe Klukay** from Boston for Leo Boivin (Nov. 9)
- 1958** **Allan Stanley** from Boston for Jim Morrison (Oct. 8)
- 1959** **Frank Roggeveen** and **Johnny Wilson** from Detroit for Barry Cullen (Jun. 9)

1960s

Acquired:

- 1960** **Red Kelly** from Detroit for Marc Reaume (Feb. 10)
- 1960** **Stan Smrke** from Montreal for Al MacNeil (Jun.)
- 1960** **Eddie Shack** from NY Rangers for Pat Hannigan and Johnny Wilson (Nov. 7)
- 1961** **Don Simmons** from Boston for Ed Chadwick (Jan. 31)
- 1962** **Kent Douglas** from Springfield (AHL) for Jim Wilcox, Roger Cote, Wally Boyer, Bill White and Don Mattussi (Jun.)
- 1964** **Andy Bathgate** and **Don McKenney** from NY Rangers for Arnie Brown, Bill Collins, Dick Duff, Bob Nevin and Rod Seiling (Feb. 22)

- 1964** **Terry Sawchuk** claimed from Detroit (Jun. 10)
- 1964** **Ed Ehrenverth** and **Duane Rupp** from NY Rangers for Lou Angotti and Ed Lawson (Jun. 25)
- 1965** **Aut Erickson**, **Larry Jeffrey**, **Ed Joyal**, **Lowell MacDonald** and **Marcel Pronovost** from Detroit for Andy Bathgate, Bill Harris and Gary Janet (May 20)
- 1965** **Andy Heberton**, **Orland Kurtenbach** and **Pat Stapleton** from Boston for Ron Stewart (Jun. 8)
- 1965** **Bruce Gamble**, from Springfield (AHL) for Larry Johnston and Bill Smith (Sept.)
- 1967** **Murray Oliver** and cash from Boston for Eddie Shack (May 15)
- 1967** **Bryan Hextall** and **J.P. Parise** from Oakland for Gerry Ehman (Oct. 3)
- 1968** **Paul Henderson**, **Floyd Smith** and **Norm Ullman** from Detroit for Frank Mahovich, Peter Sternkowski, Gary Unger and the rights to Carl Brewer (Mar. 3)
- 1968** **Pat Quinn** purchased from St. Louis (Mar. 25)
- 1968** **Pierre Pilote** from Chicago for Jim Pappin (May 23)
- 1969** **Forbes Kennedy** and **Brit Selby** from Philadelphia for Mike Beyers and Gerry Meehan (Mar. 2)
- 1969** **Jim Harrison** from Boston for Wayne Carleton (Dec. 10)

1970s

Acquired:

- 1970** **Guy Trottier**, **Denis Dupere** and **Jacques Plante** from NY Rangers for Tim Horton (Mar. 3)
- 1970** **Brian Conacher** and **Terry O'Malley** from Minnesota for Murray Oliver (May 22)
- 1970** **Garry Monahan** and **Brian Murphy** from Los Angeles for Bob Pulford (Sept. 3)
- 1970** **Bob Baun** from St. Louis for Brit Selby (Nov. 13)
- 1971** **Bernie Parent** and Philadelphia's 2nd Round Draft Choice in the 1971 Amateur Draft (**Rick Kehoe**) from Philadelphia for Bruce Gamble, Mike Walton and Toronto's 1st Round Choice in 1971 Amateur Draft (Pierre Plante) (Feb. 1)
- 1972** **Pierre Jarry** from NY Rangers for Jim Dorey (Feb. 20)
- 1973** 1st Round Draft Choice in draft (**Ian Turnbull**) and future considerations (**Ed Johnston**) from Boston for Jacques Plante and Toronto's 1st Round choice in 1973 amateur draft (Doug Gibson) (Mar. 3)
- 1973** **Dunc Wilson** from Vancouver for Murray Heatley and Larry McIntyre (May 29)
- 1973** 1st Round Amateur Draft Selection (**Bob Neely**) and (**Doug Favell**) from Philadelphia for 2nd Round Selection (Larry Goodenough) and the rights to Bernie Parent (Jul. 27)
- 1973** **Tim Ecclestone** from Detroit for Pierre Jarry (Nov. 29)
- 1974** **Bill Flett** from Philadelphia for Dave Fortier and Randy Osburn (May 27)
- 1974** **Gary Sabourin** from St. Louis for Ed Johnston (May 27)
- 1974** **Blaine Stoughton** and future considerations from Pittsburgh for Rick Kehoe (Sept. 13)
- 1974** **Dave Dunn** from Vancouver for John Grisdale and Garry Monahan (Oct. 16)
- 1974** **Rod Seiling** from Washington for Willie Brossart and Tim Ecclestone (Nov. 2)
- 1975** **Wayne Thomas** from Montreal for 1st Round Selection in 1976 Amateur Draft (Peter Lee) (Jun. 17)
- 1975** **Stan Weir** from California for Gary Sabourin (Jun. 20)
- 1975** **Greg Hubick** from Montreal for Doug Jarvis (Jun. 26)

- 1977** **Tracy Pratt** from Colorado for 3rd Round Draft Choice in 1977 Amateur Draft (Randy Pierce) (Mar. 8)
- 1977** 2nd Round Draft choice (**Bob Gladney**) from Chicago for the rights to Jim Harrison (Sept. 28)
- 1977** **Jerry Butler** from St. Louis for Inge Hammarstrom (Nov. 1)
- 1978** **Dan Maloney** and 2nd Round Draft Choice in 1980 Entry Draft (**Craig Muni**) from Detroit for Errol Thompson and Toronto's 1st Round Choice (Brent Peterson) and 2nd Round Choice (Al Jensen) in 1978 Amateur Draft and 1st Round Choice in 1980 Entry Draft (Mike Blaisdell) (Mar. 13)
- 1978** **Dave Burrows** from Pittsburgh for Randy Carlyle and George Ferguson (Jun. 14)
- 1978** **Dave Hutchison** and **Lorne Stamler** from Los Angeles for Scott Garland, Brian Glennie, Kurt Walker, Toronto's 2nd Round Choice in the 1979 Entry Draft (Mark Hardy) (Jun. 14)
- 1978** **Paul Harrison** from Minnesota for 4th Round Choice in 1981 Entry Draft (Terry Tait) (Jun. 14)
- 1978** **Walt McKechnie** from Minnesota for 3rd Round Choice in the 1980 Entry Draft (Randy Velischek) (Oct. 5)
- 1978** 2nd Round Draft Choice (**Gary Varemchuk**) from Colorado for Jack Valiquette (Oct. 19)
- 1979** **Paul Gardner** from Colorado for Don Ashby and Trevor Johansen (Mar. 13)
- 1979** **Reg Thomas** from Edmonton for 6th Round Draft Choice in 1981 Entry Draft (Steve Smith) (Dec. 13)
- 1979** **Dave Farish** and **Terry Martin** from Quebec for Reg Thomas (Dec. 13)
- 1979** **Bob Stephenson** from Hartford for Pat Boutette (Dec. 24)
- 1979** **Pat Hickey** and **Wilf Paiement** from Colorado Rockies for Lanny McDonald and Joel Quenneville (Dec. 29)

1980s

Acquired:

- 1980** **Pat Ribble** from Chicago for Dave Hutchinson (Jan. 10)
- 1980** **Mike Kaszycki** from Washington for Pat Ribble (Feb. 16)
- 1980** **Bill Derlago** and **Rick Vaive** from Vancouver for Jerry Butler and Dave "Tiger" Williams (Feb. 18)
- 1980** 3rd Round Choice in 1980 Entry Draft (**Fred Boimistruck**) from Colorado for Walt McKechnie (Mar. 3)
- 1980** **Dave Shand** and 3rd Round Draft Choice in 1980 Entry Draft (**Torrie Robertson** - Toronto transferred this choice to Washington from Calgary for Richard Turmel (Aug. 12) Draft Choice in 1980 Entry Draft (Kevin LaVallee) (Jun. 10)
- 1980** **Tim Coulis**, **Robert Picard** and 2nd Round Draft Choice in 1980 Entry Draft (**Bob McGill**) from Washington for Mike Palmateer and Toronto's 3rd Round Choice in 1980 Entry Draft (Torrie Robertson) (Jun. 11) **1980** **Kim Davis** and **Paul Marshall** from Pittsburgh for Dave Burrows and Paul Gardner (Nov. 18)
- 1980** **Jim Rutherford** from Detroit for Mark Kirtan (Dec. 4)
- 1981** **Rene Robert** from Colorado for 3rd Round Choice in 1981 Entry Draft (Ulrich Hiemer) (Jan. 30)
- 1981** **Michel Larocque** from Montreal for Robert Picard (Mar. 10)
- 1981** 5th Round Draft Choice in the 1981 Entry Draft (**Barry Brigley**) from Los Angeles for Jim Rutherford (Mar. 10)
- 1981** **Ron Zanussi** and 3rd Round Draft Choice (**Ernie Gidden**) from Minnesota for 2nd Round Draft Choice in 1981 Entry Draft (Dave Donnelly) (Mar. 10)

- 1981** **Don Luce** from Los Angeles for Bob Gladney and Toronto's 6th Round Choice in 1983 Entry Draft (Joel Billargeon) (Aug. 10)
- 1981** 5th Round Choice in 1982 Entry Draft (**Sylvain Charland**) from NY Rangers for Pat Hickey (Oct. 16)
- 1981** **John Gibson** and **Billy Harris** from Los Angeles for Ian Turnbull (Nov. 11)
- 1982** **Rich Costello**, 2nd Round Choice in 1982 Entry Draft (**Peter Ihnacak**) and future considerations (**Ken Strong**) from Philadelphia for Darryl Sittler (Jan. 20)
- 1982** 6th Round Choice in 1982 Entry Draft (**Craig Kales**) from Pittsburgh for Greg Hotham (Feb. 3)
- 1982** **Walt Poddubny** and **Phil Drouillard** from Edmonton for Laurie Boschman (Mar. 8)
- 1982** **Jim Korn** from Detroit for 4th Round Draft Choice in 1982 Entry Draft (CraigCoxe) and 5th Round Choice in 1983 Entry Draft (Joey Kocur) (Mar. 8)
- 1982** **Miroslav Frycer** and 7th Round Draft Choice in 1982 Entry Draft (**Jeff Triano**) from Quebec for Wilf Paiement (Mar. 9)
- 1982** Future Considerations from Hartford for Paul Marshall (Oct. 5)
- 1982** **Greg Terrion** from Los Angeles for 4th Round Draft Choice in 1983 Entry Draft (David Korol - later transferred to Detroit) (Oct. 19)
- 1982** **Dan Daoust** from Montreal for 3rd Round Choice in 1984 Entry Draft (Ken Hodge - later transferred to Minnesota) (Dec. 17)
- 1982** **Gaston Gingras** for 2nd Round Choice in 1986 Entry Draft (Benoit Brunet).
- 1983** **Rick St. Croix** from Philadelphia for Michel Larocque (Jan. 11)
- 1983** **Reid Bailey** from Edmonton for Serge Boisvert (Jan. 15)
- 1983** **Basil McRae** from Quebec for Richard Turmel (Aug. 12)
- 1983** **Pat Graham** and **Nick Ricci** from Pittsburgh for Rocky Saganik and Vincent Tremblay (Aug. 15)
- 1983** **Lee Norwood** from Washington for Dave Shand (Oct. 6)
- 1984** **Bill Root** and 2nd Round Choice in 1986 Entry Draft (**Darryl Shannon**) from Montreal for Dom Campedelli (Aug. 21)
- 1985** **Larry Landon** from Montreal for Gaston Gingras (Feb. 14)
- 1985** **Don Edwards** from Calgary for 4th Round Choice in 1987 Entry Draft (Tim Harris) (May 29)
- 1985** **Brad Maxwell** from Quebec for John Anderson (Aug. 21)
- 1985** **Chris Kotsopoulos** from Hartford for Stewart Gavin (Oct. 7)
- 1985** **Tom Fergus** from Boston for Bill Derlago (Oct. 11)
- 1986** **Mike Allison** from NY Rangers for Walt Poddubny (Aug. 18)
- 1986** **Terry Johnson** from Calgary for Jim Korn (Oct. 3)
- 1986** 5th Round Draft Choice in 1988 Entry Draft (**Leonard Esau**) from Vancouver for Brad Maxwell (Oct. 3)
- 1986** **Rick Lanz** from Vancouver for Jim Benning and Dan Hodgson (Dec. 2)
- 1987** **Mark Osborne** from NY Rangers for Jeff Jackson and 3rd Round Draft Choice in 1989 Entry Draft (Rob Zamuner) (Mar. 5)
- 1987** **Ed Olczyk** and **Al Secord** from Chicago for Bob McGill, Steve Thomas and Rick Vaive (Sept. 4)
- 1987** **Dave Semenko** from Hartford for Bill Root (Sept. 9)
- 1987** **Dale Degray** from Calgary for future considerations (Oct.)
- 1987** **Sean McKenna** from Los Angeles for Mike Allison (Dec. 14)
- 1988** **Brian Curran** from NY Islanders for 6th Round Choice in 1988 Entry Draft (Pavel Gross) (Mar. 8)

ALL-TIME PLAYER TRANSACTIONS

1988 **Darren Veitch** from Detroit for Miroslav Frycer (Jun. 10)
1988 **Bill Root** from Philadelphia for Mike Stothers (Jun. 21)
1988 **John Kordic** from Montreal for Russ Courtall (Nov. 7)
1989 5th Round Draft Choice in 1989 Entry Draft (**Keith Carney**) from Philadelphia for Al Secord (Feb. 7)
1989 **Ken Hammond** from Denver Rangers (IHL) (Feb. 18) in return for earlier loan of Chris McRae to Denver (Jan. 30)
1989 **Paul Lawless** from Vancouver for Peter Deboer (Feb. 25)
1989 1st Round Choice in the 1989 Entry Draft (**Rob Pearson**) from Philadelphia and 1st Round Choice in the 1989 Entry Draft (obtained by Philadelphia from Calgary in trade for Brad McCrimmon, Aug. 26, 1987) (**Steve Bancroft**) from Philadelphia for Ken Wregget (Mar. 6)
1989 **Rob Ramage** from Calgary for 2nd Round Draft Pick in 1989 Entry Draft (Kent Manderville) (Jun. 16)
1989 **Lou Franceschetti** from Washington for a 5th Round Draft Pick in the 1990 Entry Draft (Mark Quimet) (Jun. 29)
1989 6th Round Choice in the 1991 Entry Draft from Philadelphia for Jiri Latal (Aug. 22)
1989 **Mark Laforest** from Philadelphia for the Flyers 6th Round Draft Pick in the 1991 Entry Draft (obtained for Jiri Latal) and a 5th Round Draft Pick in the 1991 Entry Draft (Sept. 8)
1989 **Tom Kurvers** from New Jersey for 1st Round Draft Pick in the 1991 Entry Draft (Scott Niedermayer) (Oct. 16)
1989 **Gilles Thibault** and **Mike Stevens** from NY Islanders for Jack Capuano, Paul Gagne and Derek Laxdal (Dec. 20)
1989 4th Round Choice in 1990 Entry Draft (**Greg Walters**) from Edmonton for Vladimir Ruzicka (Dec. 21)

1990s

1990 **Kevin Maguire** and an 8th Round Draft Pick in 1991 (**Dmitri Mironov** from Philadelphia) for a 3rd Round Choice in the 1990 Entry Draft (Al Kinisky) (Jun. 16)
1990 **Greg Johnston** from NY Rangers for Mark Laforest and Tie Domi (Jun. 29)
1990 **Mike Krushelnyski** from Los Angeles for John McIntyre (Nov. 9)
1990 **Robert Cimet** from Boston for Steve Bancroft (Nov. 9)
1990 **Dave Ellett** and **Paul Fenton** from Winnipeg for Ed Olczyk and Mark Osborne (Nov. 10)
1990 **Michel Petit**, **Lucien DeBlois** and **Aaron Broten** from Quebec for Scott Pearson and a 2nd round pick in 1991 (transferred to Washington - Eric Lavigne) and 1992 (Toumas Gronman) (Nov. 17)
1990 **Mike Foligno** and Buffalo's 8th Round Choice in 1991 Entry Draft (**Tomas Kucharik**) for Lou Franceschetti and Brian Curran (Dec. 17)
1991 **Brian Bradley** from Vancouver for Tom Kurvers (Jan. 12)
1991 **Peter Zedel** and **Bob Rouse** from Washington for Al Iafate (Jan. 16)
1991 **Todd Hawkins** from Vancouver for Brian Blad (Jan. 22)
1991 5th Round Choice in the 1991 Entry Draft (**Alexei Kudashov**) from Washington for Paul Fenton and John Kordic (Jan. 24)
1991 8th Round Choice in the 1991 Entry Draft (**Robb McIntyre**) from Detroit for Brad Marsh (Feb. 5)
1991 6th Round Choice in the 1991 Entry Draft (**Alexander Kuzminsky**) from Detroit for Allan Bester (Mar. 5)
1991 **Keith Osborne** from St. Louis for Darren Veitch (Mar. 5)
1991 **Robert Mendel** from Washington for Bobby Reynolds (Mar. 5)

1991 **Mike Bullard** from Philadelphia for future considerations (Jul. 26)
1991 **Grant Fuhr**, **Glenn Anderson**, and **Craig Berube** from Edmonton for Vincent Damphousse, Peter Ing, Scott Thornton, Luke Richardson (Sept. 19)
1991 **Ken Linseman** from Edmonton for cash (Oct. 7)
1991 Cash from Vancouver for Tom Fergus (Dec. 18)
1991 **Guy Larose** from NY Rangers for Mike Stevens (Dec. 26)
1992 **Doug Gilmour**, **Jamie Macoun**, **Ric Nattress**, **Rick Wamsley** and **Kent Manderville** from Calgary for Gary Leeman, Michel Petit, Jeff Reese, Craig Berube and Alexander Godnyuk (Jan. 2)
1992 **Mark Ferner** from Washington for 12th round draft choice in 1992 (Feb. 27)
1992 5th Round Draft Choice in the 1992 Entry Draft (**Chris Deruiter**) from Buffalo for Dave Hannan (Mar. 10)
1992 **Ken Baumgartner** and **Dave McLlwain** from NY Islanders for Daniel Marois and Claude Loiselle (Mar. 10)
1992 **Mark Osborne** from Winnipeg for Lucien DeBlois (Mar. 10)
1992 Cash from Calgary for Todd Gillingham (Jun. 2)
1992 **Brad Marsh** from Detroit for future considerations (Jun. 5)
1992 **Jarmo Myllys** from San Jose for cash (Jun. 15)
1992 NY Islanders' first and second round choices in 1992 Entry Draft (**Brandon Convery** and 2nd round pick later traded to Washington) (Jim Carey) in exchange for Toronto's first round choice in 1992 Entry Draft (Darius Kasparaitis) (Jun. 20)
1992 Future considerations from Ottawa for Brad Marsh (Jul. 20)
1992 **Ken McRae** from Quebec for Len Esau (Jul. 21)
1992 **Sylvain Lefebvre** from Montreal for Toronto's third round draft choice in 1994 (Martin Belanger) (Aug. 20)
1992 **Bob McGill** claimed on waivers from Tampa Bay Lightning (Sept. 9)
1992 **John Cullen** from Hartford for a second round draft choice in 1993 (traded to San Jose - Vlastislav Kroupa) (Nov. 24)
1992 **Bill Berg** claimed on waivers from NY Islanders (Dec. 3)
1992 **Dave Andreychuk** and **Daren Pappa** and a first round pick in 1993 (**Kenny Jonsson**) from Buffalo for Grant Fuhr and Toronto's 6th round pick in 1995 (Feb. 2)
1993 **Brad Miller** from Ottawa in exchange for Toronto's ninth round selection in the 1993 Entry Draft (Pavol Demitra) (Feb. 26)
1993 Joe Sacco selected by Anaheim and Daren Pappa chosen by Florida in the 1993 Expansion Draft (Jun. 24)
1993 Future considerations from Florida for Dave Tomlinson (Aug. 3)
1993 Future considerations from Winnipeg for Kevin McClelland (Aug. 12)
1993 **Daniel Jardevmyr** from Winnipeg for future considerations (Aug. 25)
1993 **Todd Gillingham** and **Paul Holden** from Calgary in exchange for Jeff Perry and Brad Miller (Sept. 2)
1993 **Chris Govedaris** signed as free agent from Hartford (Sept. 7)
1993 Future considerations from Florida for Mike Foligno (Nov. 5)
1993 **Greg Smyth** from Florida for future considerations (Dec. 7)
1994 Guy Larose claimed on waivers by Calgary (Jan. 1)
1994 Greg Smyth claimed on waivers by Chicago (Jan. 8)
1994 **Mark Greig** and a 6th round draft pick in 1995 (**Doug Bonner**) from Hartford for Ted Crowley (Jan. 25).

1994 **Pat Jablonski** from Tampa Bay for future considerations (Feb. 21)
1994 **Ken Belanger** from Hartford for a 9th round pick (Matt Ball) in 1994 (Mar. 18)
1994 **Mike Gartner** from NY Rangers for Glenn Anderson, Scott Malone and 4th round pick (Alexander Korobolin) in 1994 (Mar. 21)
1994 **Trent Cull** and **Mark Kolesar** signed as free agents (Jun. 3)
1994 **Mats Sundin**, **Garth Butcher**, **Todd Warriner** and Quebec's 1st round pick in 1994 (traded to Washington - Nolan Baumgartner) for Wendel Clark, Sylvain Lefebvre, Landon Willson and Toronto's 1st round pick in 1994 (Jeffrey Kealty) (Jun. 28)
1994 **Mike Ridley** and Washington's 1st round pick in 1994 (**Eric Fichaud**) for Rob Pearson and Toronto's 1st round pick in 1994 (Nolan Baumgartner) (Jun. 28)
1994 NY Islanders third round pick in 1994 (**Fredrik Modin**) for Toronto's second-round pick in 1995 (D.J. Smith) (Jun. 28)
1994 Fourth round pick in 1996 from Los Angeles for Yanic Perreault (Jul. 14)
1994 **Mike Craig** signed as a free agent (Jul. 29)
1994 Peter Zezel and Grant Marshall awarded to Dallas as equalization for Toronto's signing of Mike Craig (Aug. 10)
1994 **Terry Yake** from Anaheim for David Sacco (Sept. 28)
1994 **Dixon Ward**, **Guy Leveque**, **Shayne Toporowski** and **Kelly Fairchild** from Los Angeles in exchange for Eric Lacroix, Chris Snell and a fourth round pick in the 1996 Entry Draft (Eric Belanger) (Oct. 3)
1995 **Randy Wood** claimed from Buffalo in NHL Waiver Draft (Jan. 18)
1995 **Warren Rychel** obtained from Washington, who was obtained from Los Angeles earlier that day, for Toronto's fourth round selection in 1995 (Sebastien Charpentier) (Feb. 10)
1995 **Gord Kruppke** (with Adirondack of the AHL) from Detroit for Chris Govedaris (with Milwaukee of the IHL) (Feb. 17)
1995 **Rich Sutter** from Tampa Bay for future considerations (Mar. 13)
1995 **Benoit Hogue** and NY Islanders' third round pick in 1995 (**Ryan Pepperal**) and fifth round pick in 1996 (**Brandon Sogden**) for junior Eric Fichaud (Apr. 6)
1995 **Paul DiPietro** from Montreal for a fourth round draft selection in 1996 (Kim Staal) (Apr. 6)
1995 A sixth round pick in 1996 from Calgary for Nikolai Borschevsky (**Chris Bogas**) (Apr. 6)
1995 **Grant Jennings** from Pittsburgh for Drake Berehowsky (Apr. 7)
1995 **Tie Domi** from Winnipeg for Mike Eastwood and Toronto's third round selection in 1995 (Brad Isbister) (Apr. 7)
1995 **Sergio Momesso** from Vancouver for Mike Ridley (Jul. 8)
1995 **Larry Murphy** from Pittsburgh for Dmitri Mironov and Toronto's second round pick in 1996 (transferred to New Jersey - Joshua Dewolf) (Jul. 8)
1995 **Rob Zettler** from Philadelphia for a fifth round draft pick in 1996 (Per-Ragna Bergquist) (Jul. 8)
1995 **Mike Hudson** signed as a free agent from Pittsburgh (Aug. 28)
1995 **Dmitry Yushkevich** and Philadelphia's second round pick in 1996 (**Francis Larivee**) for Toronto's first round pick in 1996 (Dainius Zubrus), second pick in 1997 (Jean-Marc Pelletier), and LA's fourth round pick in 1996 (transferred back to Los Angeles - Mikael Simons) acquired in 1994 Yanic Perreault trade (Aug. 30).

1995 **Brent Gretzky** signed as a free agent (Sept. 8)
1995 Pat Jablonski claimed by St. Louis in NHL Waiver Draft. Future considerations from Colorado for Warren Rychel (Oct. 2)
1995 **Peter White** and 1996 4th round pick from Edmonton for Kent Manderville (Dec. 4)
1996 Mike Hudson claimed on waivers by St. Louis (Jan. 4)
1996 Damian Rhodes and Ken Belanger traded to the NY Islanders in exchange for **Kirk Muller**. New York then dealt Rhodes and Wade Redden to Ottawa in exchange for Bryan Berard and Martin Straka. Toronto received **Don Beaupre** from the Senators. (Jan. 23)
1996 **Dave Gagner** and Dallas' sixth round pick in 1996 (**Dmitri Yakushin**) for Randy Wood and Benoit Hogue. (Jan. 28)
1996 **Nick Kypreos** and **Wayne Presley** from NY Rangers for Bill Berg and Sergio Momesso. (Feb. 29)
1996 **Wendel Clark**, **Mathieu Schneider** and unsigned junior **Denis (D.J.) Smith** from the NY Islanders for Kenny Jonsson, Darby Hendrickson, junior Sean Haggarty and the Leafs' 1st round selection in 1997 (Roberto Luongo) (Mar. 13)
1996 A 2nd round selection in the 1996 Entry Draft (**Marek Posmyk**) and New Jersey's 4th round selection in 1998 (transferred to Edmonton - Kristian Antila) for Dave Andreychuk (Mar. 13)
1996 A fourth round pick in 1996 (transferred to Montreal - Kim Staal) from Anaheim for Ken Baumgartner (Winnipeg's draft selection from Selanne trade on Feb. 7) (Mar. 20)
1996 **Jamie Baker** and San Jose's fifth round draft pick (**Peter Cava**) for Todd Gill (Jun. 14)
1996 A 4th round pick in 1996 (**Vladimir Antipov**) from Phoenix for Mike Gartner (Jun. 22)
1996 A 3rd round pick in 1996 (**Mike Lankshear**), from Calgary for Dave Gagner (Jun. 22)
1996 **Scott Pearson** signed as a free agent (Jul. 24)
1996 **Daniel Marois** signed as a free agent. (Aug. 20)
1996 **Greg Smyth** signed as a free agent. (Aug. 22)
1996 **Darby Hendrickson** acquired from NY Islanders in exchange for a conditional 1998 mid round draft pick (Jiri Dopita) (Oct. 11)
1996 Ralph Intravuto claimed by Edmonton off waivers (Oct. 25)
1996 **Tom Pederson** signed as a free agent (Dec. 13)
1997 **Craig Wolanin** obtained from Tampa Bay in exchange for Toronto's 1998 third round draft pick (transferred to Edmonton - Alex Henry) (Jan. 31)
1997 **Jason Smith**, **Steve Sullivan** and **Alyn McCauley** from New Jersey in exchange for Doug Gilmour, Dave Ellett and a 1999 3rd round pick (Andre Lakos) previously obtained from Devils (Feb. 25)
1997 Future considerations from Detroit for Larry Murphy (Mar. 18)
1997 **Kelly Chase** from Hartford in exchange for Toronto's 8th round selection in 1998 Entry Draft (Jaros Svoboda) (Mar. 18)
1997 **Jason Podollan** from Florida in exchange for Kirk Muller (Mar. 18)
1997 **Per Gustafsson** obtained from Florida in exchange for Mike Lankshear (Jun. 12)
1997 **Derek King** and **Mike Kennedy** signed as free agents (Jul. 3)
1997 **Rick King** signed as a free agent (Jul. 7)
1997 **Glenn Healy** signed as a free agent (Jul. 8)
1997 **Ivory Adams** signed as a free agent (Aug. 1)
1997 **Kevin Korolev** signed as a free agent (Sept. 28)
1997 Future considerations from St. Louis for Kelly Chase (Sept. 30)

ALL-TIME PLAYER TRANSACTIONS

1998 **Jeff Brown** acquired from Carolina in exchange for a conditional 1999 4th round draft pick (transferred to Nashville - Yevgeny Pavlov) (Jan. 2)

1998 **Lonny Bohonos** from Vancouver in exchange for Brandon Convery (Mar. 7)

1998 An 8th round draft pick in 1998 (**Dwight Wolfe**) from Ottawa for Per Gustafsson (Mar. 17)

1998 **Sylvain Cote** from Washington for Jeff Brown (Mar. 24)

1998 A 4th round pick in 1998 Entry Draft from Detroit (**Alexei Ponikarovsky**) for Jamie Macoun (Mar. 24)

1998 An 8th round pick in 1998 Entry Draft from Dallas (**Mihail Travnicek**) for Mike Kennedy (Mar. 24)

1998 Rob Zettler selected by Nashville in the 1998 Expansion Draft (Jun. 26)

1998 **Ladislav Kohn** from Calgary for David Cooper (Jul. 2)

1998 **Steve Thomas** signed as a free agent (Jul. 12)

1998 **Dallas Eakins** signed as a free agent (Jul. 14)

1998 **Curtis Joseph** signed as a free agent (Jul. 15)

1998 **Niklas Andersson** signed as a free agent (Sept. 4)

1998 **Kevin Dahl** claimed from St. Louis in NHL Waiver Draft (Oct. 5)

1998 **Garry Valk** and **Glen Featherstone** signed as free agents (Oct. 6)

1998 **Alexander Karpovtsev** and the NY Rangers' fourth round pick in 1999 (**Mirko Murovic**) for Mathieu Schneider (Oct. 14)

1999 **Bryan Berard** and the NY Islanders' sixth round selection (**Jan Sochor**) for Felix Potvin and Toronto's sixth round selection, later traded to Tampa Bay - (Fedor Fedorov) (Jan. 9)

1999 **Chris McAllister** from Vancouver for Darby Hendrickson (Feb. 16)

1999 **David Nemirovsky** from Florida for Jeff Ware (Feb. 17)

1999 **Yanic Perreault** from Los Angeles for Jason Podolan and Toronto's third round pick (Cory Campbell) in the 1999 Entry Draft (Mar. 23)

1999 Edmonton's fourth round pick (**Jonathan Zion**) in the 1999 Entry Draft and second round pick in the 2000 Entry Draft (**Kris Vernarsky**) for Jason Smith (Mar. 23)

1999 Yannick Tremblay selected by Atlanta in the 1999 Expansion Draft (Jun. 25)

1999 **Jonas Hoglund** signed as a free agent (Jul. 7)

1999 **Greg Andrusak**, **Brian Wiseman** and **Terran Sandwith** signed as free agents (Jul. 9)

1999 **Jason Bonsignore** signed as a free agent (Jul. 15)

1999 Atlanta's sixth round pick in the 2001 Entry Draft for the rights to Martin Prochazka (Jul. 15)

1999 Future considerations from Tampa Bay for Jeff Reese (Aug. 6)

1999 **Craig Charron** obtained from NY Islanders in exchange for Niklas Andersson (Aug. 17)

1999 **Jimmy Waite** signed as a free agent (Aug. 19)

1999 **Cory Cross** and a 7th round selection in the 2001 Entry Draft from Tampa Bay for Fredrik Modin (Oct. 1)

1999 A 2nd round selection in the 2001 Entry Draft and a conditional draft choice also in 2001 from the Chicago in exchange for Sylvain Cote (Oct. 8)

1999 **Tyler Hariton** and future considerations from St. Louis in exchange for Derek King (Oct. 20)

1999 Boston's right to match **Dmitri Khristich's** arbitration award in exchange for Toronto's 2nd round choice in the 2000 Entry Draft (Ivan Huml) (Oct. 21)

1999 Steve Sullivan claimed by Chicago off waivers (Oct. 23)

1999 A 3rd round pick in the 2000 Entry Draft (**Mikael Tellqvist**) from Tampa Bay in exchange for Todd Warriner (Nov. 29)

2000s

2000 **Darcy Tucker** and a 4th round pick in the 2000 Entry Draft (**Miguel Delisle**) from Tampa Bay in exchange for Mike Johnson, Marek Posmyk and Toronto's 5th and 6th round picks in the 2000 Entry Draft (Pavel Sedov, Aaron Gionet) (Feb. 9)

2000 **Don MacLean** from Los Angeles in exchange for Craig Charron (Feb. 23)

2000 Kevyn Adams selected by the Columbus and Tommi Rajamaki chosen by the Minnesota in the 2000 Expansion Draft (Jun. 23)

2000 Anaheim's 6th and 7th round picks (**Vadim Sozinov**, **Markus Seikola**) in exchange for the rights to Jonathan Hedstrom (Jun. 25)

2000 **Gary Roberts** and **Shayne Corson** signed as free agents (Jul. 4)

2000 **Dave Manson** signed as a free agent (Aug. 16)

2000 **Regan Kelly** from Philadelphia in exchange for Chris McAllister (Sept. 26)

2000 **Bryan McCabe** from Chicago in exchange for Alexander Karpovtsev and Toronto's 4th round pick in the 2001 Entry Draft (Vladimir Gusev) (Oct. 2)

2000 Future considerations from Dallas in exchange for Gerald Diduck (Oct. 29)

2000 A 3rd round pick in the 2001 Entry Draft (**Brendan Bell**) from Washington (originally Tampa Bay's pick) in exchange for Dmitri Khristich (Dec. 11)

2001 **Wade Belak** claimed off waivers from Calgary (Feb. 16)

2001 **Maxim Galanov** from Tampa Bay in exchange for Konstantin Kalmikov (Feb. 20)

2001 **Aki Berg** from Los Angeles in exchange for Adam Mair and Toronto's 2nd round pick in the 2001 Entry Draft (Mike Cammalleri) (Mar. 13)

2001 **Robert Reichel**, **Travis Green** and **Craig Mills** from Phoenix in exchange for Danny Markov (Jun. 12)

2001 **Mikael Renberg** from Phoenix in exchange for Sergei Berezin (Jun. 22)

2001 A 3rd round pick in the 2001 Entry Draft (**Nicolas Corbeil**) from Chicago (originally Philadelphia's pick) in exchange for Igor Korolev (Jun. 23)

2001 **Alexander Mogilny** signed as a free agent (Jul. 3)

2001 **Anders Eriksson** signed as a free agent (Jul. 4)

2001 **Marty Wilford** from Chicago in exchange for the rights to free agent Shawn Thornton, assigned Wilford to St. John's (AHL) (Sept. 30)

2001 **Corey Schwab** signed as a free agent, (Oct. 1)

2001 **Jyrki Lumme** from Dallas in exchange for Dave Manson (Nov. 21)

2002 **Marc Moro** from Nashville in exchange for D.J. Smith and Marty Wilford (Mar. 1)

2002 **Tom Barrasso** from Carolina in exchange for a fourth round draft choice (Kevin Nastjuk) in the 2003 NHL Entry Draft (Mar. 15)

2002 **Ric Jackman** from Boston in exchange for rights to Kris Vernarsky (May 13)

2002 **Josh Holden** from Vancouver in exchange for Jeff Farkas (Jun. 23)

2002 **Ryan Bonni** from Vancouver in exchange for future considerations (Jun. 25)

2002 **Ed Belfour** signed as a free agent (Jul. 2)

2002 **Tom Fitzgerald** signed as a free agent (Jul. 17)

2002 **Robert Svehla** from Florida in exchange for Dmitry Yushkevich (Jul. 19)

2002 **Aaron Gavey** signed as a free agent (Jul. 24)

2002 **Nathan Barrett** signed as a free agent (Jul. 31)

2002 **Trevor Kidd** signed as a free agent (Aug. 26)

ALL-TIME PLAYER TRANSACTIONS

2002 **Brad Leeb** from Vancouver in exchange for the rights to Tomas Mojzis (Sept. 4)

2002 **Harold Druken** off waivers from Carolina (Nov. 11)

2002 **Nathan Perrott** from Nashville in exchange for Bob Wren (Nov. 30)

2003 Harold Druken claimed off waivers by Carolina (Jan. 16)

2003 **Owen Nolan** from the San Jose in exchange for Alyn McCauley, Brad Boyes and a first round draft choice in the 2003 NHL Entry Draft (later traded to Boston - Mark Stuart) (Mar. 5)

2003 **Glen Wesley** from Carolina in exchange for a second round draft choice in the 2004 NHL Entry Draft (transferred to Columbus - Kyle Wharton) (Mar. 9)

2003 **Doug Gilmour** from Montreal in exchange for a sixth round draft choice in the 2003 NHL Entry Draft (Mark Flood) (Mar. 11)

2003 **Phil Housley** from Chicago in exchange for future considerations (Mar. 11)

2003 **Harold Druken** and **Jeff Daw** from Carolina in exchange for Allan Rourke and future considerations (May 29)

2003 **Bryan Marchment** signed as a free agent (Jul. 11)

2003 **Joe Nieuwendyk** signed as a free agent (Sept. 10)

2003 **Ken Klee** signed as a free agent (Sept. 27)

2003 Travis Green claimed on waivers by Columbus; **Petr Tenkrat** off waivers by Toronto from Columbus (Oct. 3)

2003 **Clarke Wilm** signed as a free agent (Oct. 28)

2004 **Craig Johnson** claimed off waivers from Anaheim (Jan. 10)

2004 **Drake Berehowsky** from Pittsburgh in exchange for Ric Jackman (Feb. 11)

2004 **Brian Leetch** from NY Rangers in exchange for Maxim Kondratiev, Jarkko Immonen, a first round selection in the 2004 NHL Entry Draft (transferred to Calgary - Kris Chucko) and a second round selection in the 2005 NHL Entry Draft (Michael Sauer) (Mar. 3)

2004 Craig Johnson claimed off waivers by Washington (Mar. 5)

2004 **Chad Kilger** claimed off waivers from Montreal (Mar. 9)

2004 **Ron Francis** from Carolina in exchange for a fourth round selection in 2005 NHL Entry Draft (transferred to Columbus - Jared Boll) (Mar. 9)

2004 **Calle Johansson** signed as a free agent (Mar. 9)

2004 **Andy Wozniwski** signed as a free agent (May 27)

2004 **Chris St. Jacques** signed as a free agent (Jun. 2)

2005 **Jeff O'Neill** from Carolina in exchange for a conditional fourth round selection in the 2006 NHL Entry Draft (transferred to St. Louis - Reto Berra) (Jul. 30)

2005 **Jason Allison** signed as a free agent (Aug. 5)

2005 **Alexander Khavanov** signed as a free agent (Aug. 10)

2005 **Eric Lindros** signed as a free agent (Aug. 11)

2005 **Mike Hoffman** signed as a free agent (Aug. 12)

2005 **Jean-Sebastien Aubin** signed as a free agent (Aug. 18)

2005 **John Pohl** from St. Louis for future considerations (Aug. 24)

2005 **Mariusz Czerkawski** signed as a free agent (Sept. 9)

2005 **Brad Brown** signed as a free agent (Sept. 10)

2005 A conditional 6th round pick (**Leo Komarov**) in 2006 Entry Draft in exchange for Nathan Perrott (Nov. 6)

2006 **Luke Richardson** from Columbus in exchange for a conditional 5th round pick (Nick Sucharski) in 2006 Entry Draft (Mar. 8)

2006 **Alexander Sugobov** from New Jersey in exchange for Ken Klee (Mar. 8)

2006 **Andrew Raycroft** from Boston in exchange for Tuukka Rask (Jun. 24)

2006 **Hal Gill** signed as a free agent (Jul. 1)

2006 **Pavel Kubina** signed as a free agent (Jul. 1)

2006 **Erik Westrum** signed as a free agent (Jul. 13)

2006 **Michael Peca** signed as a free agent (Jul. 18)

2006 **Brent Aubin** signed as a free agent (Sept. 15)

2006 **Boyd Devereaux** signed as a free agent (Oct. 7)

2006 **Tyson Nash** and a 4th round pick (**Matt Frattin**) in 2007 Entry Draft from Phoenix in exchange for Mikael Tellqvist (Nov. 28)

2007 **Travis Green** claimed off waivers from Anaheim (Jan. 10)

2007 **Yanic Perreault** and a fifth round pick (**Joel Champagne**) in the 2008 Entry Draft from Phoenix in exchange for Brendan Bell and a second round pick (later traded to Nashville-Roman Josi) in the 2008 Entry Draft (Feb. 27)

2007 **Reid Cashman** signed as a free agent (Mar. 20)

2007 **Vesa Toskala** and **Mark Bell** from San Jose in exchange for a first round pick (later traded to St. Louis-Lars Eller) and a second round pick (later traded to St. Louis-Aaron Palushaj) in the 2007 Entry Draft, and a fourth round pick (later traded to Nashville-Craig Smith) in the 2009 Entry Draft (Jun. 22)

2007 **Simon Gamache** signed as a free agent (Jun. 25)

2007 **Jason Blake** signed as a free agent (Jul. 1)

2007 **Scott Clemmensen** signed as a free agent (Jul. 6)

2007 **David Ling** signed as a free agent (Jul. 9)

2007 **Derrick Walser** signed as a free agent (Jul. 18)

2007 **Tony Salmelainen** signed as a free agent (Aug. 31)

2008 **Dominic Moore** claimed off waivers from Minnesota (Jan. 11)

2008 **Kyle Rogers** signed as a free agent (Mar. 29)

2008 **Stefano Giliati** signed as a free agent (Apr. 3)

2008 **Tim Stapleton** signed as a free agent (Jun. 6)

2008 A fifth round pick (**Jerome Flakke**) in the 2008 Entry Draft from Florida in exchange for Wade Belak (Feb. 26)

2008 A second round pick (**Jimmy Hayes**) in the 2008 Entry Draft and a fifth round pick (later traded to New York Rangers, then back to Pittsburgh-Andy Bathgate) in the 2009 Entry Draft from Pittsburgh in exchange for Hal Gill (Feb. 26)

2008 A third round pick (later traded to St. Louis-James Livingston) in the 2008 Entry Draft from Florida in exchange for Chad Kilger (Feb. 26)

2008 **Jamal Mayers** from St. Louis in exchange for a third round pick (James Livingston) in the 2008 Entry Draft (Jun. 19)

2008 **Jeff Finger** signed as a free agent (Jul. 1)

2008 **Niklas Hagman** signed as a free agent (Jul. 1)

2008 **Curtis Joseph** signed as a free agent (Jul. 1)

2008 **Mikhail Grabovski** from Montreal in exchange for a second round pick (later traded to Montreal, then Chicago, then back to Toronto, then Boston-Jared Knight) in the 2010 Entry Draft and the rights to Greg Paternyn (Jul. 3)

2008 **Ryan Hollweg** from the New York Rangers in exchange for Pittsburgh's fifth round pick (later traded back to Pittsburgh-Andy Bathgate) in the 2009 Entry Draft (Jul. 14)

2008 **Mike Van Ryn** from Florida in exchange for Bryan McCabe and a fourth round pick (Sam Brittain) in the 2010 Entry Draft (Sept. 2)

2008 **Lee Stempniak** from St. Louis in exchange for Carlo Colaiacovo and Alex Steen (Nov. 24)

2009 **Brad May** from Anaheim in exchange for a conditional pick in the 2010 Entry Draft (Jan. 7)

2009 **Ryan Hamilton** from Minnesota in exchange for Robbie Earl (Jan. 21)

2009 **Martin Gerber** claimed off waivers from Ottawa (Mar. 4)

2009 **Erik Reitz** claimed off waivers from the New York Rangers (Mar. 4)

2009 A second round pick (**Kenny Ryan**) and a conditional pick in the 2009 Entry Draft from the New York Rangers in exchange for Nik Antropov (Mar. 4)

2009 Carolina's second round pick (**Jesse Blacker**) in the 2009 Entry Draft from Buffalo in exchange for Dominic Moore (Mar. 4)

ALL-TIME PLAYER TRANSACTIONS

2009 Olaf Kolzig, Jamie Heward, Andy Rogers and a fourth round pick (forfeited) in the 2009 Entry Draft from Tampa Bay in exchange for Richard Petiot (Mar. 4)

2009 Jeff Hamilton signed as a free agent (Mar. 5)

2009 Jay Harrison signed as a free agent (Mar. 27)

2009 Christian Hanson signed as a free agent (Mar. 31)

2009 Tyler Bozak signed as a free agent (Apr. 3)

2009 Robert Slaney signed as a free agent (Apr. 14)

2009 Mike Komisarek signed as a free agent (Jul. 1)

2009 Colton Orr signed as a free agent (Jul. 1)

2009 Garnet Exelby and Colin Stuart from Atlanta in exchange for Pavel Kubina and Tim Stapleton (Jul. 1)

2009 Francois Beauchemin signed as a free agent (Jul. 6)

2009 Tim Brent signed as a free agent (Jul. 6)

2009 Jay Rosehill signed as a free agent (Jul. 6)

2009 Richard Greenop signed as a free agent (Jul. 6)

2009 Jonas Gustavsson signed as a free agent (Jul. 7)

2009 Rickard Wallin signed as a free agent (Jul. 10)

2009 Wayne Primeau and a second round pick in the 2011 Entry Draft from Calgary in exchange for Anton Stralman, Colin Stuart and a seventh round pick in 2012 (Jul. 27)

2009 A conditional draft pick in 2011 from Anaheim in exchange for Justin Pogge (Aug. 10)

2009 Joey MacDonald signed as a free agent (Aug. 10)

2009 Phil Kessel from Boston for Toronto's first round pick (Tyler Seguin) and second round pick (Jared Knight) in the 2010 Entry Draft, and first round pick in the 2011 Entry Draft (Sept. 18)

2009 Philippe Paradis from Carolina in exchange for Jiri Tlusty (Dec. 3)

2010s

2010 Dion Phaneuf, Fredrik Sjöström and Keith Aulie from Calgary in exchange for Niklas Hagman, Jamal Mayers, Matt Stajan and Ian White (Jan. 31)

2010 Jean-Sebastien Giguere from Anaheim in exchange for Jason Blake and Vesa Toskala (Jan. 31)

2010 Jamie Lundmark claimed off waivers from Calgary (Feb. 13)

2010 Luca Caputi and Martin Skoula from Pittsburgh in exchange for Alexei Ponikarovsky (Mar. 2)

2010 A fifth round pick (Sam Carrick) in the 2010 Entry Draft from New Jersey in exchange for Martin Skoula (Mar. 3)

2010 Matt Jones, a fourth round pick (later traded to Washington-Philipp Grubauer) and a seventh round pick (later traded to Edmonton-Kellen Jones) in the 2010 Entry Draft from Phoenix in exchange for Lee Stempniak (Mar. 3)

2010 A seventh round pick in the 2011 Entry Draft from Anaheim in exchange for Joey MacDonald (Mar. 3)

2010 Chris Peluso from Pittsburgh in exchange for a sixth round pick (Joe Rogalski) in the 2010 Entry Draft (Mar. 3)

2010 Simon Gysbers signed as a free agent (Mar. 10)

2010 Brayden Irwin signed as a free agent (Mar. 29)

2010 Jussi Rynnäs signed as a free agent (Apr. 23)

2010 Ben Scrivens signed as a free agent (Apr. 28)

2010 Mike Brown from Anaheim in exchange for Toronto's fifth round pick (Chris Wagner) in the 2010 Entry Draft (Jun. 26)

2010 Kris Versteeg and Bill Sweatt from Chicago in exchange for Viktor Stalberg, Chris DiDomenico and Philippe Paradis (Jun. 30)

2010 Colby Armstrong signed as a free agent (Jul. 1)

2010 Joey Crabb signed as a free agent (Jul. 1)

2010 Danny Richmond signed as a free agent (Jul. 1)

2010 Mike Zigomanis signed as a free agent (Jul. 3)

2010 Brett Lebda signed as a free agent (Jul. 6)

2010 Marcel Mueller signed as a free agent (Jul. 14)

2010 Matt Lashoff from Tampa Bay in exchange for Alex Berry and Stefano Giliati (Aug. 27)

2010 Clarke MacArthur signed as a free agent (Aug. 28)

2010 Andrew Crescenzi signed as free agent (Sept. 24)

2011 Jeffery Lupul, Jake Gardiner and a conditional fourth round pick in 2013 from Anaheim in exchange for Francois Beauchemin (Feb. 9)

2011 First and third round picks in the 2011 Entry Draft from Philadelphia in exchange for Kris Versteeg (Feb. 14)

2011 Aaron Voros from Anaheim in exchange for a conditional seventh round pick in the 2011 Entry Draft (Feb. 15)

2011 Joe Colborne, a first round pick in the 2011 Entry Draft and a conditional second round pick in the 2012 Entry Draft from Boston in exchange for Tomas Kaberle (Feb. 18)

2011 A seventh round pick in the 2012 Entry Draft from NY Rangers in exchange for John Mitchell (Feb. 28)

2011 Tyler Brenner signed as a free agent (Mar. 21)

2011 Mark Owuya signed as a free agent (Apr. 28)

2011 John Michael Liles from Colorado in exchange for Boston's second round pick in the 2012 Entry Draft (Jun. 24)

2011 Tim Connolly signed as a free agent (Jul. 2)

2011 Cody Franson and Matthew Lombardi from Nashville in exchange for Brett Lebda and Robert Slaney. The trade also includes a conditional fourth-round pick in 2013 Entry Draft (Jul. 3)

2011 Philippe Dupuis signed as a free agent (Jul. 7)

2011 David Steckel from New Jersey in exchange for a fourth round pick in the 2012 Entry Draft (Oct. 4)

2012 Darryl Boyce claimed off waivers by Columbus (Feb. 25)

2012 Carter Ashton from Tampa Bay in exchange for Keith Aulie (Feb. 27)

2012 Mark Fraser from Anaheim in exchange for Dale Mitchell (Feb. 27)

2012 Spencer Abbott signed as a free agent (Mar. 28)

2012 James van Riemsdyk from Philadelphia in exchange for Luke Schenn (Jun. 23)

2012 Jay McClement signed as a free agent (Jul. 1)

2012 Mike Kostka signed as a free agent (Jul. 1)

2012 Keith Aucoin signed as a free agent (Jul. 24)

2013 Mike Mottau signed as a free agent (Jan. 15)

2013 A conditional fourth round pick in the 2014 Entry Draft from Phoenix in exchange for Matthew Lombardi (Jan. 16)

2013 Keith Aucoin claimed off waivers by New York Islanders (Jan. 17)

2013 Frazer McLaren claimed off waivers from San Jose (Jan. 31)

2013 A fourth round pick in the 2014 Entry Draft from Edmonton in exchange for Mike Brown (Mar. 4)

2013 Ryan Lasch and a seventh round pick in the 2014 Entry Draft from Anaheim in exchange for David Steckel (Mar. 14)

2013 Kevin Marshall acquired from Washington in exchange for Nicolas Deschamps (Mar. 14)

2013 Drew MacIntyre signed as a free agent (Apr. 2)

2013 Ryan O'Byrne acquired from Colorado in exchange for a fourth round pick in the 2014 Entry Draft (Apr. 3)

2013 Jonathan Bernier acquired from Los Angeles in exchange for Matt Frattin, Ben Scrivens and a second round pick in either the 2014 or 2015 Entry Draft (Jun. 23)

2013 Dave Bolland acquired from Chicago in exchange for Toronto's second round pick in the 2013 Entry Draft (Carl Dahlstrom), Anaheim's fourth round pick in 2013 (previously acquired and Chicago later traded to San Jose, Fredrik Bergvik) and a fourth round pick in 2014 Entry Draft (Jun. 30)

2013 T.J. Brennan signed as a free agent (Jul. 5)

2013 David Clarkson signed as a free agent (Jul. 5)

2013 Trevor Smith signed as a free agent (Jul. 5)

2013 Troy Bodie signed as a free agent (Jul. 10)

2013 Chris Gibson signed as a free agent (Jul. 19)

2013 Paul Ranger signed as a free agent (Jul. 24)

e11even

PRE-GAME AND POST-GAME DINING MADE PERFECT



North American Classics
with a Twist



above e11even Private Dining and
Special Events

OCTOBER

October 5, 2005

The Toronto Maple Leafs lost 3-2 in a shootout to the Ottawa Senators in the first ever NHL game decided by a shootout.

October 6, 2007

The Toronto Maple Leafs won their 2,500th game in franchise history when they defeated Montreal 4-3 in overtime at Air Canada Centre.

October 10, 1930

King Clancy joined Toronto after his services were purchased from Ottawa for an unheard of amount of \$35,000. The Board of Directors would only contribute \$25,000 and the remainder was obtained on a longshot bet on a race horse called Rare Jewel, owned by Smythe.

October 11, 2007

Mats Sundin became the Maple Leafs all-time leader in goals and points, when he scored his 390th goal and 917th point, in Toronto's 8-1 win over the New York Islanders at Air Canada Centre.

October 13, 1947

Leafs play NHL All-Stars in first game between Stanley Cup Champions and NHL All-Stars (4-3 All-Stars).

October 14, 2006

Mats Sundin registered three goals and an assist, including the game-winning goal, while shorthanded in overtime as the Maple Leafs won, 5-4, over Calgary. Sundin's final goal of the game was the 500th of his career and he became the first player in Maple Leafs history to record that milestone while playing for Toronto.

October 16, 1971

Norm Ullman becomes fourth NHLer to reach 1,000 career points.

October 23, 1993

Leafs set mark for most consecutive wins to start the season with their 9th over Tampa Bay (2-0), extending streak to 10 five days later (4-2) over Chicago (also club mark for consecutive wins).

October 26, 1980

Darryl Sittler establishes Leaf record with 15th career hat trick.

October 30, 1943

Gus Bodnar, playing first NHL game, sets NHL record that still stands today for fastest goal by a rookie (15 seconds).

NOVEMBER

November 10, 1986

King Clancy died after 42 years of service with the Maple Leafs as a player, coach, and assistant general manager.

November 12, 1931

Maple Leaf Gardens opens as Leafs play against the Blackhawks (2-1 Chicago).



November 20, 1934

Busher Jackson sets NHL record (since tied) for most goals in one period with four at St. Louis.

November 23, 1944

Toronto dresses only 11 players and lose 5-1 to Boston.

November 29, 1958

GM George (Punch) Imlach replaces Billy Reay as Coach.

DECEMBER

December 2, 2003

Mats Sundin scores his 64th game winning goal in a 5-4 win over the New York Rangers to move past Dave Keon as the franchise's all-time leader.

December 6, 2001

Pat Quinn records his 500th coaching victory in a 6-3 victory in New York against the Rangers

December 15, 2001

Tie Domi passes Dave Williams to become the Leafs' all-time penalty minute leader in a 6-4 win versus Montreal.

December 17, 1930

A \$5,000 cheque on this date, along with a \$20,000 cheque on October 6, 1930, two players and a racetrack longshot winner which returned \$10,000 allowed Leafs to pay Ottawa for King Clancy.

December 19, 2005

Ed Belfour registered his 448th career victory in a 9-6 win versus the New York Islanders surpassing Terry Sawchuk for second all-time in NHL wins.

December 29, 1988

Leafs tie NHL record and set club mark for two fastest goals (four seconds) when Ed Olczyk and Gary Leeman strike at Quebec.

JANUARY

January 2, 1971

During third period of 13-0 win over Detroit, Leafs set club records for most points (18), goals (7) and assists (11) in one period.

January 4, 2007

The Maple Leafs set a new franchise road record when they recorded three goals in 42 seconds, as they won, 10-2, over the Bruins. The three goals were scored in the second period by Bates Battaglia (15:33), Alex Steen (15:51), and Kris Newbury (16:15).

January 8, 1944

Babe Pratt sets Leaf game mark with six assists versus Boston (since tied).

January 8, 1947

Howie Meeker nets five versus Chicago (NHL record most goals one game by a rookie).

January 13, 2004

Gary Roberts and Tom Fitzgerald both play their 1000th career NHL games becoming the first players to reach the milestone on the same night. Toronto defeats Calgary 4-1 at Air Canada Centre.

January 17, 1928

Hap Day becomes first Leaf to score three goals in one game during 6-1 home triumph over New York.

January 19, 1932

Charlie Conacher becomes first Leaf with five goals in a game (versus New York's Roy Worters) in 11-3 decision at MLG.

January 19, 1991

Maple Leafs forward Vincent Damphousse scored four goals leading the Campbell Conference to an 11-5 victory over the Wales Conference at the 42nd NHL All-Star Game in Chicago. Damphousse, who was also named the game's most valuable player, became just the third player in NHL history to record four goals in an all-star game.



January 22, 1994

Felix Potvin becomes first Leaf player voted to starting lineup of the NHL All-Star Game, halting 16 of 19 shots for the Western Conference at Madison Square Garden.

January 27, 1988

Leafs snap a club-record 15-game winless streak (5-2 over LA at MLG).

FEBRUARY

February 1, 1955

Hap Day appointed only the second general manager in team history. He would become the only man to serve as team captain, coach, and general manager.

February 2, 1977

Ian Turnbull achieves NHL record for defencemen with five goals versus Detroit.

February 5-6, 2000

Toronto plays host to the 50th NHL All-Star Game. The World team defeats North America by a score of 9-4. The Leafs are heavily represented in the game with three players (Joseph, Sundin, Yushkevich) and Pat Quinn as head coach of the North American team.

February 6, 1932

Charlie Conacher scored seven seconds into the game to set a record that stood for 41 years (Toronto defeated Boston 6-0).

February 7, 1976

Darryl Sittler sets NHL record for most points in a game (10) with six goals and four assists vs. Boston



February 13, 1993

Doug Gilmour ties Babe Pratt's mark for most assists in a game with six in 6-1 victory over Minnesota on same night Pat Burns celebrates 200th NHL regular-season win.

February 13, 1999

After 68 storied seasons at Maple Leaf Gardens the Maple Leafs played their final game. The Leafs hosted the Chicago Blackhawks, the team that opened the Gardens on November 12, 1931. While the Leafs dropped a 6-2 decision, the sellout crowd of 15,726 and millions more tuning in on television and radio were part of a special farewell to the last of the original six arenas.

February 14, 1934

"Ace Bailey Benefit Game" is played at MLG. Packed house watched the Leafs defeat NHL All-Stars 7-3. Game featured Eddie Shore, Howie Morenz and Lionel and Charlie Conacher on opposing teams.



February 17, 1927

Leafs beat N.Y. Americans 4-1 in their first game as the "Leafs." Pat Patterson scored first ever "Leaf" goal in that game.

February 17, 1990

Leaf great Hap Day dies. He was the only Leaf to serve the team as a Captain, Coach and General Manager.

February 20, 1944

Maple Leafs and Blackhawks played a penalty-free 0-0 tie at Chicago Stadium.

February 20, 1999

A new era in Maple Leaf hockey began with the inaugural game at the new home of the Maple Leafs - Air Canada Centre. A sellout crowd of 18,819 attending the christening of the new building witnessed a storybook ending with a 3-2 overtime victory over long-time rival the Montreal Canadiens. Todd Warriner scored the first goal at ACC 6:04 into the first period. Steve Thomas scored the overtime marker with only 1:12 remaining in the extra frame.

February 22, 1993

Glenn Anderson becomes second player in Leaf uniform to earn career 1,000 points in 8-1 victory at Vancouver on same night Doug Gilmour earns 73rd assist to break Darryl Sittler's season record.

February 26, 2006

Mats Sundin collected an assist on the game-winning goal versus Finland, as he captained Sweden to a gold medal at 2006 Winter Olympics in Turin, Italy. Also winning medals at the Olympics from the Maple Leafs were Mikael Tellqvist - Sweden (Gold), Aki Berg - Finland (Silver), Tomas Kaberle - Czech Republic (Bronze). Bryan McCabe and Head Coach Pat Quinn represented Canada, and Nik Antropov played for Kazakhstan.

MARCH

March 2, 2002

Toronto wears commemorative St. Patricks uniforms in honour of the Maple Leafs 75th anniversary. The Leafs and Buffalo Sabres play to a 3-3 tie.

March 3, 1993

Doug Gilmour joins Darryl Sittler as second Leaf to earn 100 points with assist in 3-1 win over Minnesota then goes on to set single season Leaf marks for points (127) and assists (95).

March 3, 2009

The Maple Leafs set a franchise record and tied an NHL record by going to overtime in seven straight games from Feb. 19, 2009 to Mar. 3, 2009. The Leafs extended the streak to seven games on Mar. 3 when they lost 3-2 in overtime to New Jersey at Air Canada Centre.

March 4, 1967

Terry Sawchuk records his 100th career NHL shutout vs. Chicago

March 6, 2008

Mats Sundin became the 46th player in NHL history to play in his 1300th career NHL game, as the Maple Leafs won 8-2 at Boston. Sundin scored his 30th goal of the season and collected two assists in the contest. Sundin recorded 30 or more goals in 13 NHL seasons. Sundin holds the Maple Leafs record for 30+ goal seasons with 10.

March 10, 2003

Leafs visit Edmonton and Mats Sundin records his 1000th career NHL point with the game winning goal.

March 12, 1994

Dave Andreychuk sets Leafs record for goals by a left-winger (surpassing Frank Mahovlich) when he scored his 49th goal of the season vs. Winnipeg.

March 14, 1981

Darryl Sittler completes "hat trick scoring feat" with three goals in 5-3 home win over the Capitals. The three goals shatter Dave Keon's Leaf career mark of 365. On March 7, Sittler's 40th assist of the season versus Calgary breaks Keon's Leaf record of 493 while Keon's Leaf points record of 858 is eclipsed by Sittler with two assists at Washington on March 8.

March 15, 2004

Alexander Mogilny's assist on the tying goal in the final minute of regulation is his 1000th career NHL point. Mogilny becomes just the second Russian player to reach the milestone as Toronto goes on to a 6-5 overtime victory in Buffalo.

March 16, 1957

Leafs set a team record by scoring 14 goals against the Rangers at MLG (won 14-1).

March 17, 1934

A crowd of 11,000 turned out for "King Clancy Night" on St. Patrick's Day. Clancy was pushed to centre ice while seated in a sleigh shaped like a throne. The Irishman unveiled his robe to show a green uniform with a large shamrock on the back and he proceeded to wear the uniform for the game. Lester Patrick, coach of the Rangers, complained that his uniform was a distraction and Clancy changed into his regular Maple Leaf uniform.

March 19, 2006

When Chad Kilger scored on Pittsburgh goaltender Marc-Andre Fleury it marked the first time in team history that the Leafs have used a successful penalty shot to win a game by a score of 1-0. This feat has only been accomplished once in NHL history when Bert Connelly of the New York Rangers was successful against Maple Leafs goaltender George Hainsworth on a penalty shot on January 16, 1936 at Madison Square Garden.

March 21, 1951

First ever "televised" hockey game, seen by CBC employees only (a programming experiment), Leafs defeat Montreal 2-0.

March 21, 1948

Syl Apps, a player who coveted team achievements, scored a hat-trick in the last regular-season game of his career to reach the individual milestone of 200 career goals.

March 23, 1994

Doug Gilmour becomes first Leaf to achieve back-to-back 100-point seasons with a goal in 1-1 tie at Florida.

March 23, 1993

Dave Andreychuk scores his 50th goal of the season at Winnipeg. He scored 23 goals with Buffalo to start the season.

March 24, 1982

Rick Vaive first Leaf to score 50 goals in a season (versus St. Louis).

March 24, 1994

Dave Andreychuk scores 50th goal of season versus San Jose's Arturs Irbes to become third Leaf to score 50 goals in a season. Andreychuk also scored more than 50 in previous season but 29 came with Buffalo.

March 26, 1994

Mike Gartner tallies his 30th goal for an NHL record 15th consecutive season as Leafs defeat Quebec 6-3.

March 27, 1993

With an assist against the Oilers, Doug Gilmour shatters Darryl Sittler's Leaf record with his 118th point of season, finishing the term with 127.

APRIL

April 1, 2003

Leafs visit New Jersey and Ed Belfour records his 400th career NHL victory, a 3-2 Toronto win.

April 3, 1933

Ken Doraty scores goal at 104:46 (1:48 AM) of OT (the second longest OT game) as the Leafs beat Boston 1-0 in Stanley Cup Semi-Final game.

April 3, 1976

Darryl Sittler first Leaf at 100 points in one season.

April 3, 2003

Leafs host Minnesota and with a 2-1 victory, Ed Belfour sets a franchise record for wins in a season by a goaltender with 37 (since tied by Andrew Raycroft).

April 5, 1932

Busher Jackson becomes first player to score three goals in a single period during a Playoff game in Finals versus Rangers.

April 6, 2000

The Maple Leafs clinch the Northeast Division. It is their first division title since 1962-63.

THIS DATE IN LEAFS HISTORY

April 6, 2011

Tyler Bozak became the second player in franchise history to register a 3-on-5 short-handed goal when he scored in New Jersey against Martin Brodeur. Prior to Bozak, Darryl Sittler was the only other Maple Leaf to accomplish the feat when he did so on March 19, 1980 versus the Winnipeg Jets at Maple Leaf Gardens.

April 9, 1932

Ace Bailey's winner versus Rangers brings Leafs first Stanley Cup. The series marked the debut of the Leafs famed "Kid Line" of Harvey "Busher" Jackson, Joe Primeau, and Charlis Conacher. The trio combined for eight goals in the three-game sweep.

April 9, 1963

Dick Duff scores fastest two goals from start of a Playoff game (68 seconds) in first game of Stanley Cup Final versus Red Wings, 4-2 win for Leafs.

April 10, 1949

Sid Smith equals Playoff record with three power-play goals in one game, guiding Leafs to 3-1 win at Detroit.

April 11, 1964

Bob Pulford scores with just :02 left in regulation while short-handed to give the Leafs a 3-2 win in the first game of the Final versus Detroit at MLG.

April 11, 1978

George Ferguson ties Leaf Playoff record with three goals in a period versus L.A. Kings.

April 12, 1979

Darryl Sittler with two goals (4:04 and 4:16) and Ron Ellis' one (4:27) mark three fastest goals in a Playoff game versus Atlanta.

April 14, 1942

Brothers Don Metz (3-2=5) and Nick Metz (1-2=3) led the Leafs to a record-tying 9-3 win against Detroit in the Finals. The nine-goal outburst matched the single game Finals record set by Detroit against Toronto on April 7, 1936.

April 14, 1948

Harry Watson's goal is the winner as the Leafs gain their fifth Stanley Cup with 7-2 verdict at Detroit to sweep the series. This was captain Syl Apps' final game, who punctuated his career with a goal.

April 14, 1993

With a 3-2 overtime victory over the NY Islanders at Air Canada Centre (OT winner by Bryan Berard), the Leafs set a new club record with 45 regular season wins. The previous mark of 44 was set in the 1992-93 season.

April 16, 1949

Leafs become first modern era team to win three consecutive Stanley Cups as Cal Gardner scores winner in sweep over Detroit at MLG. It was the Leafs' sixth Stanley Cup.

April 18, 1942

Leafs only team to lose first three games of Final and then win Stanley Cup, beating Detroit 3-1 in deciding game with Pete Langelle netting winner. Turk Broda allowed just seven goals over the last four games.



April 18, 1963

Leafs claim ninth Stanley Cup.

April 18, 2006

With a 5-3 victory over the Pittsburgh Penguins at Air Canada Centre, the Leafs set a new club record with 26 regular season home wins. The previous mark of 25 was set in the 1961-62 and 1992-93 seasons.

April 19, 1947

Leafs claim fourth Stanley Cup as Ted Kennedy nets winner in 2-1 Game 6 triumph over the Canadiens at MLG.

April 21, 1951

Bill Barilko's goal at 2:53 of overtime versus Habs gives Leafs 3-2 win and seventh Stanley Cup in dramatic five-game series in which all games required OT. Barilko never played another NHL game after dying in an off-season plane crash.



April 22, 1945

Babe Pratt's third-period goal brings Leafs third Stanley Cup with 2-1 decision in seventh game at Detroit's Olympia. Frank McCool of Toronto earned shutouts in the first three games of the series and allowed nine goals in seven starts.

April 22, 1962

Dick Duff's goal past Glenn Hall gives Leafs 2-1 win in Game #6 at Chicago and the Leafs' eighth Stanley Cup Championship and first in 11 seasons. This was the first of three consecutive Stanley Cup triumphs for the Leafs.

April 22, 1976

Darryl Sittler ties Playoff record (and sets Leaf mark) with five goals, including equalling Leaf record with three goals in one period (versus Philadelphia).

April 23, 1964

Bob Baun scores overtime goal of Game #6 of Final series versus Detroit. Earlier in the game he sustained a fractured ankle after blocking a Gordie Howe slapshot. Toronto took the Stanley Cup with a Game #7 victory.

April 25, 1964

Andy Bathgate supplies decisive marker as Leafs achieve their 10th Stanley Cup with 4-0 win over Detroit in Game 7 at MLG.

MAY

May 1, 1993

Nikolai Borschevsky scores in OT to oust Red Wings 4-3 in seventh and deciding game of Norris Division Semi-Finals.

May 2, 1967

Jim Pappin supplies the winner as the Leafs notch Stanley Cup #11 with 3-1 verdict over the Canadiens at MLG. The roster included 42-year old Johnny Bower, and 41-year old Allan Stanley as well as seven others over the age of 30.

JUNE

June 10, 1964

Toronto drafts goalie Terry Sawchuk from Detroit Red Wings in NHL Inter-League Draft. Leafs selected immediately after Sawchuk was exposed by the Red Wings.

June 14, 2010

Dion Phaneuf named captain.

June 17, 1993

Pat Burns becomes first Leaf Coach to win Jack Adams Award as Coach of the Year and Doug Gilmour first Leaf awarded Selke Trophy as best defensive forward in the NHL.

June 28, 1994

Leafs trade Wendel Clark, Sylvain Lefebvre, Landon Wilson and their first-round Draft choice to Quebec for Mats Sundin, Garth Butcher, Todd Warriner and Quebec's first-round Draft choice; Leafs acquire Mike Ridley and a first-round Draft choice from Washington for Rob Pearson and a first-round Draft choice.

June 29, 2000

Wendel Clark announces his retirement after 15 seasons in the NHL, 13 of which were spent with the Maple Leafs.

JULY

July 1, 1991

Cliff Fletcher assumes duties as President, Chief Operating Officer and General Manager of the Maple Leafs.

July 18, 1990

Johnny Bower ends his 32-year term with the organization as he retires as a scout.

AUGUST

August 14, 2009

Leaf great Ted Kennedy passes away. He won five Stanley cups with the Leafs (1944-45, 1946-47, 1947-48, 1948-49, 1950-51) and served as team captain from 1948 to 1955, and again in 1956-57. In 1955, Kennedy became only the second Leaf (Babe Pratt, 1944) to claim the Hart Trophy as the NHL's most valuable player.

August 18, 1994

Doug Gilmour named 15th Captain in Maple Leafs' history at Hockey Hall of Fame ceremony.

SEPTEMBER

September 11, 1993

Maple Leafs face the Rangers at Wembley Arena in London, England in the first of two pre-season games on consecutive days. New York outscored Toronto 8-4 in winning both contests of the "French's Cup".

September 30, 1997

Mats Sundin named captain.

CONN SMYTHE TROPHY

The Conn Smythe Trophy was introduced in 1964 by Maple Leaf Gardens Limited to honour Conn Smythe, the former owner, general manager, and coach of the Toronto Maple Leafs and a member of the Hockey Hall of Fame as a builder. The trophy's design is similar to Maple Leaf Gardens, the arena in which the Maple Leafs played their home games from 1931 to 1999. A replica of a Maple Leaf adorns the trophy as well.

The Conn Smythe Trophy is awarded annually to the player judged most valuable to his team during the National Hockey League's Stanley Cup playoffs. The Conn Smythe Trophy has been awarded 48 times to 42 players since the 1964-65 season. Each year, at the conclusion of the final game of the Stanley Cup Final, members of the Professional Hockey Writers' Association vote to elect the player deserving of the trophy.

Dave Keon's name resides on the trophy as the 1967 winner when the Maple Leafs defeated Chicago and Montreal in the playoffs to capture the Stanley Cup.



Dave Keon

CONN SMYTHE
MAPLE LEAF GARDENS
TORONTO
June 20, 1964.

Dear Clarence:

Thank you for yours of the 15th. I enjoyed my trip to Montreal and the dinner very much. It is a fine way to keep my connections with the men who are making the National League tick.

I appreciate also the kindness of the Governors in naming a trophy after me. At the Gardens here we have had the J. P. Bickell Memorial Trophy, and you are familiar with what it stands for. It is chosen by the Directors of Maple Leaf Gardens and I have found that besides being hard headed businessmen, they are very astute in their assessment of hockey players' ability. My first suggestion for the method of selection of the winner of this new trophy, is that the actual Governors, who are also, I understand, representatives of the Owners, pick the recipient.

This would, I think, be a method by which the owners who are not represented in the finals and semi-finals could be interested in going to see the games and I think you would find their choices would be unbiased and the players chosen would be the proper ones to receive the trophy and prize.

Would be glad to discuss this matter with you at any time.

Sincerely yours,

Conn Smythe

Mr. C. S. Campbell,
President, National Hockey League,
5th Life Building,
Montreal, Que.

RECEIVED
JUN 22 1 53 PM '64
ACTION

Courtesy: NHL Archives

ART ROSS MEMORIAL TROPHY



An annual award "to the player who leads the league in points at the end of the regular season."

No Leaf has won this trophy since its inception in 1948.

Prior to 1948, these Leafs/St. Pats led the NHL in scoring:

1923 – Babe Dye (St. Pats)
1925 – Babe Dye (St. Pats)
1929 – Ace Bailey
1932 – Busher Jackson
1934 – Charlie Conacher
1935 – Charlie Conacher
1938 – Gordie Drillon

MAURICE "ROCKET" RICHARD TROPHY




An annual award "to the goal-scoring leader during the regular season."

No Leaf has won this trophy since its inception in 1999.

Prior to 1999, these Leafs/St. Pats led the NHL in goals:

1921 – Babe Dye (St. Pats)
1923 – Babe Dye (St. Pats)
1925 – Babe Dye (St. Pats)
1929 – Ace Bailey
1931 – Charlie Conacher
1932 – Charlie Conacher (tie)
1934 – Charlie Conacher
1935 – Charlie Conacher
1936 – Charlie Conacher (tie)
– Bill Thomas (tie)
1938 – Gordie Drillon
1946 – Gaye Stewart


HART MEMORIAL TROPHY



An annual award "to the player adjudged to be the most valuable to his team."

1944 – Babe Pratt
1955 – Ted Kennedy


CALDER MEMORIAL TROPHY



An annual award "to the player selected as the most proficient in his first year of competition in the NHL."

1937 – Syl Apps
1943 – Gaye Stewart
1944 – Gus Bodnar
1945 – Frank McCool
1947 – Howie Meeker
1958 – Frank Mahovlich
1961 – Dave Keon
1963 – Kent Douglas
1966 – Brit Selby

LADY BYNG MEMORIAL TROPHY



An annual award "to the player adjudged to have exhibited the best type of sportsmanship and gentlemanly conduct combined with a high standard of playing ability."

1932 – Joe Primeau
1938 – Gordie Drillon
1942 – Syl Apps
1952 – Sid Smith
1955 – Sid Smith
1961 – Red Kelly
1962 – Dave Keon
1963 – Dave Keon
2003 – Alexander Mogilny

SELKE TROPHY



An annual award "to the forward who best excels in the defensive aspects of the game."

1993 – Doug Gilmour

VEZINA TROPHY



An annual award "to the goalkeeper adjudged to be the best at his position" as voted by the general managers of each of the 30 clubs.

1941 – Turk Broda
1948 – Turk Broda
1951 – Al Rollins
1954 – Harry Lumley
1961 – Johnny Bower
1965 – Johnny Bower & Terry Sawchuk
1981 – Michel Larocque (Montreal)

JACK ADAMS TROPHY



An annual award "to the NHL coach adjudged to have contributed the most to his team's success."

1993 – Pat Burns

KING CLANCY MEMORIAL TROPHY



An annual award "to the player who best exemplifies leadership qualities on and off the ice and has made a noteworthy humanitarian contribution in his community."

2000 – Curtis Joseph

MASTERTON TROPHY



An annual award "to the player who best exemplifies the qualities of perseverance sportsmanship and dedication to hockey."

2008 – Jason Blake

MOLSON CUP AWARD



An annual team award to the Leaf player having accumulated the most Molson Cup points by three star selections.

1974 – Borje Salming
1975 – Darryl Sittler
1976 – Darryl Sittler
1977 – Borje Salming
1978 – Borje Salming
1979 – Darryl Sittler
1980 – Borje Salming
1981 – Darryl Sittler/
Wilf Paiement
1982 – Michel Larocque
1983 – Rick Vaive
1984 – Rick Vaive
1985 – Bill Derlago
1986 – Ken Wregget
1987 – Rick Vaive
1988 – Ken Wregget
1989 – Gary Leeman
1990 – Gary Leeman
1991 – Peter Ing
1992 – Grant Fuhr

1993 – Doug Gilmour
1994 – Doug Gilmour
1995 – Mats Sundin
1996 – Felix Potvin
1997 – Felix Potvin
1998 – Felix Potvin
1999 – Curtis Joseph
2000 – Curtis Joseph
2001 – Curtis Joseph
2002 – Mats Sundin
2003 – Ed Belfour
2004 – Ed Belfour
2006 – Mats Sundin
2007 – Mats Sundin
2008 – Vesa Toskala
2009 – Vesa Toskala
2010 – Phil Kessel
2011 – Phil Kessel
2012 – Phil Kessel
2013 – James Reimer

NHL AWARDS

YEAR	PLAYER	AWARD	WEEK/MONTH	STATS
1986	Steve Thomas	Rookie/Month	January	-
1990	Peter Ing	Rookie/Month	December	-
1993	Felix Potvin	Player/Week	January 25	3-0-0, 0.67 GAA
1993	Felix Potvin	Rookie/Month	February	5-2-2, 1.97 GAA
1993	Doug Gilmour	Player/Week	February 22	3GP, 2G, 6A, 8 PTS
1993	Felix Potvin	Player/Week	October 18	3-0-0, 1.67 GAA
1993	Felix Potvin	Player/Month	October	9-1-0, 2.20 GAA
1994	Felix Potvin	Player/Week	January 17	4-0-0, 1.22 GAA
1997	Steve Sullivan	Rookie/Month	March	14GP, 4G, 7A, 11PTS
1997	Mike Johnson	Rookie/Month	December	-
1998	Felix Potvin	Player/Week	March 16	3-1-0, 1.25 GAA
1998	Mats Sundin	Player/Week	October 25	3GP, 2G, 5A, 7PTS
1999	Sergei Berezin	Player/Week	April 4	3GP, 5G, 2A, 7PTS
2000	Curtis Joseph	Player/Week	February 27	3-0-0, 2.00 GAA
2000	Yanic Perreault	Player/Week	March 12	4GP, 5G, 3A, 8PTS
2002	Darcy Tucker	Player/Week	April 14	4GP, 4G, 5A, 9PTS
2002	Ed Belfour	Player/Week	November 24	2-0-0, 0.00 GAA
2004	Ed Belfour	Defensive/Week	January 25	3-0-0, 1.00 GAA
2004	Brian Leetch	Offensive/Week	March 21	4GP, 2G, 5A, 7PTS
2004	Ed Belfour	Defensive/Week	April 4	3-0-0, 0.67 GAA
2005	Bryan McCabe	Defensive/Week	October 16	4GP, 1G, 7A, 8PTS
2005	Bryan McCabe	Offensive/Week	November 20	3GP, 3G, 4A, 7PTS
2006	Mats Sundin	Third Star/Week	October 15	6GP, 4G, 4A, 8PTS
2006	Andrew Raycroft	Second Star/Week	November 5	3-0-0, 1.67 GAA
2007	Andrew Raycroft	First Star/Week	February 4	3-0-0, 1.33 GAA
2008	Mats Sundin	First Star/Week	March 2	4GP, 4G, 4A, 8PTS
2008	Vesa Toskala	Second Star/Week	March 23	3-0-0, 2.00 GAA
2009	Tomas Kaberle	First Star/Week	November 1	4GP, 2G, 10A, 12PTS
2009	Niklas Hagman	Third Star/Week	November 29	3GP, 5G, 0A, 5PTS
2010	J.S. Giguere	Second Star/Week	February 7	2-0-0, 0.00 GAA
2011	Phil Kessel	First Star/Week	February 27	4GP, 4G, 4A, 8PTS
2011	James Reimer	Rookie/Month	March	9-4-1, 2.87 GAA, 150
2011	Phil Kessel	First Star/Month	October	11GP, 10G, 8A, 18PTS
2011	Phil Kessel	First Star/Week	October 17	3GP, 5G, 3A, 8PTS
2011	Joffrey Lupul	Third Star/Month	November	14GP, 7G, 12A, 19PTS
2011	Joffrey Lupul	Second Star/Week	January 9	3GP, 2G, 5A, 7PTS
2012	Mikhail Grabovski	First Star/Week	January 30	2GP, 1G, 4A, 5PTS
2012	James Reimer	Third Star/Week	February 6	2-0-0, 0.00 GAA, 250
2013	Nazem Kadri	Third Star/Week	March 24	3GP, 3G, 4A, 7PTS
2013	Joffrey Lupul	First Star/Week	March 31	4GP, 5G, 4A, 9PTS
2013	Phil Kessel	Second Star/Week	April 14	3GP, 5G, 2A, 7PTS



Nazem Kadri

ALL-STAR GAME PARTICIPATION

The following Maple Leafs were selected as mid-season All-Stars:

SEASON	MAPLE LEAFS	POINTS/GOALS AGAINST
1968-69	Tim Horton	0
	Norm Ullman	1 (assist)
	Ron Ellis	0
1969-70	Dave Keon	0
	Dave Keon	0
1970-71	Paul Henderson	0
1971-72	Paul Henderson	1 (goal)
1972-73	Dave Keon	0
	Jim McKenny	0
1973-74	Norm Ullman	2 (2 assists)
	Darryl Sittler	2 (goal, assist)
1974-75	Borje Salming	0
1975-76	Wayne Thomas	4 goals against
	Lanny McDonald	2 (2 goals)
	Borje Salming	0
	Ian Turnbull	0
1977-78	Lanny McDonald	0
	Borje Salming	1 (assist)
	Darryl Sittler	1 (goal)
1978-79	Lanny McDonald	0
	Borje Salming	0
	Darryl Sittler	1 (assist)
	Dave Burrows	0
1979-80	Darryl Sittler	1 (assist)
	Robert Picard	0
1980-81	Rick Vaive	1 (goal)
1981-82	Bob Manno	0
	Rick Vaive	1 (goal)
1982-83	Rick Vaive	3 (3 assists)
1983-84	Rick Vaive	1 (goal)
1984-85	Miroslav Frycer	1 (goal)
1985-86	Wendel Clark	0
1986-87	None - Rendezvous '87 (Team NHL vs Soviet Union)	0
1987-88	Al Iafrate	0
1988-89	Gary Leeman	2 (goal, assist)
1989-90	Al Iafrate	0
1990-91	Vincent Damphousse	4 (4 goals) MVP
1991-92	Dave Ellett	1 (assist)
1992-93	Doug Gilmour	1 (goal)
1993-94	Doug Gilmour	1 (assist)
	Dave Andreychuk	2 (goal, assist)
	*Felix Potvin	3 goals against
	Wendel Clark	Did not attend due to injury
1994-95	Did not play due to work stoppage.	0
1995-96	Mike Gartner	0
	Mats Sundin	1 (assist)
	Larry Murphy	0
	Felix Potvin	1 goal against
	Mats Sundin	1 (assist)
1996-97	Mats Sundin	1 (assist)
1997-98	Mats Sundin	1 (assist)
1998-99	Mats Sundin	4 (goal, 3 assists)
	Curtis Joseph	Did not attend due to injury
1999-00	**Mats Sundin (543,428)	0
	**Curtis Joseph (554,789)	3 goals against
	Dmitry Yushkevich	2 (goal, assist)
2000-01	Mats Sundin	4 (2 goals, 2 assists)
2001-02	Mats Sundin	2 (2 assists)
	Tomas Kaberle	1 (assist)
2002-03	Mats Sundin	Did not attend due to injury
	Ed Belfour	Did not attend due to injury
2003-04	Mats Sundin	2 (2 assists)
	Gary Roberts	2 (goal, assist)
2004-05	Did not play due to work stoppage.	0
2005-06	None - 2006 Torino Olympics	0
2006-07	Tomas Kaberle	0
2007-08	Tomas Kaberle	0
2008-09	Tomas Kaberle	2 (2 assists)
2009-10	None - 2010 Vancouver Olympics	0
2010-11	Phil Kessel	0
2011-12	***Dion Phaneuf	0
	****Joffrey Lupul	2 (2 goals)
	Phil Kessel	3 (goal, 2 assists)
2012-13	Did not play due to work stoppage.	0

*Felix Potvin earned 231,993 fan votes to become the first Maple Leaf to ever start the All-Star Game at any position since the inception of the balloting system in 1985-86. **Voted by the fans as a starter for the All-Star Game (number of votes in brackets). Prior to 1968-69, the All-Star Game participants consisted of the previous season's Stanley Cup winner versus All-Stars selected from the remainder of the league. ***Voted by the fans to play in NHL All-Star Game. ****Joffrey Lupul was an assistant captain for Team Chara.

These Toronto Maple Leafs have been selected to the National Hockey League year-end All-Star Teams. First, Second or Rookie team indicated in parentheses.

1930-31

King Clancy, defence (1st)

1931-32

Harvey Jackson, left wing (1st)
King Clancy, defence (2nd)
Charlie Conacher, right wing (2nd)
Dick Irvin, coach (2nd)

1932-33

King Clancy, defence (2nd)
Charlie Conacher, right wing (2nd)
Harvey Jackson, left wing (2nd)
Dick Irvin, coach (2nd)

1933-34

King Clancy, defence (1st)
Charlie Conacher, right wing (1st)
Harvey Jackson, left wing (1st)
Joe Primeau, centre (2nd)
Dick Irvin, coach (2nd)

1934-35

Charlie Conacher, right wing (1st)
Harvey Jackson, left wing (1st)
Dick Irvin, coach (2nd)

1935-36

Charlie Conacher, right wing (1st)
Bill Thoms, centre (2nd)

1936-37

Harvey Jackson, left wing (1st)

1937-38

Gord Drillon,* right wing (1st)
Syl Apps, centre (2nd)
*Tied with Cecil Dillon, New York Rangers

1938-39

Syl Apps, centre (1st)
Gord Drillon, right wing (1st)

1940-41

Turk Broda, goal (1st)
Wally Stanowski, defence (1st)
Sweeney Schriner, left wing (1st)
Syl Apps, centre (2nd)

1941-42

Syl Apps, centre (1st)
Turk Broda, goal (2nd)
Bucko McDonald, defence (2nd)
Gord Drillon, right wing (2nd)

1942-43

Lorne Carr, right wing (1st)
Syl Apps, centre (2nd)

1943-44

Babe Pratt, defence (1st)
Lorne Carr, right wing (1st)
Paul Bibeaault, goal (2nd)
Hap Day, coach (2nd)

1944-45

Babe Pratt, defence (2nd)

1945-46

Gaye Stewart, left wing (1st)

1947-48

Turk Broda, goal (1st)

1949-50

Gus Mortson, defence (1st)
Ted Kennedy, centre (2nd)

1950-51

Jim Thomson, defence (2nd)
Ted Kennedy,* centre (2nd)
Sid Smith, left wing (2nd)
*Kennedy tied with Sid Abel, Detroit

1951-52

Jim Thomson, defence (2nd)
Sid Smith, left wing (2nd)

1953-54

Harry Lumley, goal (1st)
Tim Horton, defence (2nd)
Ted Kennedy, centre (2nd)

1954-55

Harry Lumley, goal (1st)
Sid Smith, left wing (1st)

1955-56

Tod Sloan, centre (2nd)

1959-60

Allan Stanley, defence (2nd)

1960-61

Johnny Bower, goal (1st)
Frank Mahovlich, left wing (1st)
Allan Stanley, defence (2nd)

1961-62

Carl Brewer, defence (2nd)
Dave Keon, centre (2nd)
Frank Mahovlich, left wing (2nd)

1962-63

Carl Brewer, defence (1st)
Frank Mahovlich, left wing (1st)
Tim Horton, defence (2nd)

1963-64

Tim Horton, defence (1st)
Frank Mahovlich, left wing (2nd)

1964-65

Carl Brewer, defence (2nd)
Frank Mahovlich, left wing (2nd)

1965-66

Allan Stanley, defence (2nd)
Frank Mahovlich, left wing (2nd)

1966-67

Tim Horton, defence (2nd)

1967-68

Tim Horton, defence (1st)

1968-69

Tim Horton, defence (1st)

1970-71

Dave Keon, centre (2nd)
Jacques Plante, goal (2nd)

1974-75

Borje Salming, defence (2nd)

1975-76

Borje Salming, defence (2nd)

1976-77

Borje Salming, defence (1st)
Lanny McDonald, right wing (2nd)

1977-78

Borje Salming, defence (2nd)
Darryl Sittler, centre (2nd)

1978-79

Borje Salming, defence (2nd)

1979-80

Borje Salming, defence (2nd)

1982-83

Dan Daoust, centre (rookie)

1985-86

Wendel Clark, left wing (rookie)

1992-93

Felix Potvin, goal (rookie)

1994-95

Kenny Jonsson, defence (rookie)

1996-97

Sergei Berezin, left wing (rookie)

1997-98

Mike Johnson, left wing (rookie)

2001-02

Mats Sundin, centre (2nd)

2003-04

Bryan McCabe, defence (2nd)
Mats Sundin, centre (2nd)

2008-09

Luke Schenn, defence (rookie)

2011-12

Jake Gardiner, defence (rookie)

ALL-TIME SWEATER NUMBERS

*Some players wore two or more numbers.

*Includes regular season and playoffs but does not include 2013-14 season.

1

Baz Bastien, Gord Bell, Tim Bernhardt, Paul Bibeault, Johnny Bower, Turk Broda, Lorne Chabot, Ed Chadwick, Gerry Cheevers, Bruce Dowie, Bruce Gamble, Ben Grant, George Hainsworth, Peter Ing, Ed Johnston, Mark Laforest, Michel Larocque, Harry Lumley, Cesare Maniogo, Gilles Mayer, Frank McCool, Gerry McNamara, Gord McRae, Jacques Plante, Justin Pogge, Daren Poppa, Andrew Raycroft, Jeff Reese, Damian Rhodes, Curt Ridley, Johnny Roach, Jim Rutherford, Don Simmons, Al Smith, Gary Smith, Rick St. Croix, Phil Stein, Vince Tremblay, Dunc Wilson, Ross "Lefty" Wilson.

2

Wade Belak, Carl Brewer, Garth Butcher, Bobby Copp, Bert Corbeau, Gerald Diduck, Jerome Dupont, Dallas Eakins, Ted Fauss, Bob Goldham, Danny Hillman, Larry Hillman, Red Horner, Greg Hotham, Trevor Johansen, Brian Leetch, Sylvain Lefebvre, Rick Ley, Joe Lundrigan, Darwin McCutcheon, Ric Nattress, Gary Nylund, Pierre Pilote, Babe Pratt, Beattie Ramsay, Marc Reame, Luke Richardson, Luke Schenn, Al Smith, Wally Stanowski, Jim Thomson, Ian Turnbull, Rob Zettler.

3

Al Arbour, Wade Belak, Jim Benning, Mickey Blake, William Brydge, Larry Carriere, Sylvain Cote, Hap Day, Dale Degray, Art Duncan, Daryl Evans, Garnet Exelby, Fern Flaman, Jimmy Fowler, Todd Gill, John Grisdale, Reg Hamilton, Pierre Hedin, Flash Hollett, Syd Howe, Grant Jennings, Alex Levinsky, Bob Manno, Dave Manson, Brad Marsh, Matt Martin, Bucko McDonald, Marc Moro, Jim Morrison, Gus Mortson, Ken Murray, Randy Murray, Bob Neely, Dion Phaneuf, Marcel Pronovost, Joel Quenneville, Pat Ribble, Bob Rouse, Duane Rupp, Charlie Sands, Brad Selwood, Dave Shand, Art Smith, Wally Stanowski.

4

Reid Bailey, Hugh Bolton, Cory Cross, Kevin Dahl, Bob Davidson, Hap Day, Art Duncan, Dave Dunn, Dave Ellett, Jeff Finger, Cody Franson, Greg Hotham, Trevor Johansen, Red Kelly, Steve Kraftcheck, Rick Lanz, Gary Leeman, Brad Maxwell, Bob McGill, Mike Pelyk, Robert Picard, Tracy Pratt, Duane Rupp, Dave Shand, Darryl Shannon, D.J. Smith, Harry Watson.

5

Bill Barilko, Andy Blair, Garth Boesch, King Clancy, Bill Carson, Bob Davidson, Corbett Denny, Reg Hamilton, Pep Kelly, Nick Metz, Moe Morris.

6

Ace Bailey, Charlie Conacher, Ron Ellis, George Patterson.

7

Max Bentley, King Clancy, Terry Clancy, Dan Cox, Garnet Exelby, Kelly Fairchild, Jim Harrison, Jim Herberts, Tim Horton, Bingo Kampman, Butch Keeling, Derek King, Bert McCaffrey, Lanny McDonald, Jack McLean, Dave McLuin, Sergio Momesso, Ken Murray, Frank Nighbor, Jason Poddolan, Bud Poile, Joe Primeau, Mike Ridley, Gary Roberts, Doc Romnes, David Sacco, Rocky Saganuik, Jack Shill, Bill Taylor, Greg Terrier, Gilles Thibault, Bill Thoms, Ian White.

8

Mike Allison, Tim Armstrong, Don Ashby, Ace Bailey, Ken Baumgartner, Aki Berg, Gus Bodnar, Buzz Boll, Murph Chamberlain, Carlo Colaiacovo, Rich Costello, Hal Cotton, The Dorn, Jim Dorey, Gerry Ehman, Alex Faulkner, Ron Ellis, Chris Govedaris, Todd Hawkins, Mel Hill, George Horne, Greg Hotham, Pierre Jarry, Larry Keenan, Dmitri Khristich, Joe Klukay, Mike Komisarek, Les Kozak, Pete Langelle, John MacMillan, Norm Mann, Willie Marshall, Paul Masnick, Bob McGill, Sean McKenna, Don Metz, Richard Mulhern, Gary Nylund, Fred Perlini, Walt Poddubny, Rob Ramage, Larry Regan, Rocky Saganuik, Brit Selby, Sid Smith, Jack Valiquette, Todd Warriner, Gary Yaremchuk.

9

Stewart Adams, Glenn Anderson, Nik Antropov, Colby Armstrong, Don Ashby, Andy Bathgate, Mark Bell, Lorne Carr, Lex Chisholm, Charlie Conacher, Russ Courtnall, Mike Craig, Dick Duff, Stewart Gavin, Alex Gray, Niklas Hagman, Dave Hannan, Josh Holden, Brent Imlach, Busher Jackson, Calle Johansson, Pep Kelly, Ted Kennedy, Gerald Lowrey, Dan Maloney, Alexander Suglobov, Norm Ullman.

10

Glenn Anderson, John Anderson, Syl Apps, George Armstrong, Bill Berg, Vincent Damphousse, George Ferguson, Ron Francis, Aaron Gavey, Roger Jenkins, Butch Keeling, Ted Kennedy, Brad May, Nick Metz, Zdenek Nedved, Eric Pettinger, Joe Primeau, Marian Stastny, Alex Steen, Garry Valk.

11

Nik Antropov, Andy Blair, Fred Boimistruck, Bruce Boudreau, Harold Cotton, Dave Creighton, David Downie, Art Duncan, Philippe Dupuis, Ron Ellis, Gerry Foley, Mike Gartner, Todd Gill, Gaston Gingras, Mark Greig, Inge Hammarstrom, Red Horner, Jack Ingoldby, Busher Jackson, Gerry James, Larry Landon, Guy Larose, Gary Leeman, Al MacNeil, Jay McClement, Walt McKechnie, Howie Meeker, Don Metz, Rudy Migay, Bob Nevin, Owen Nolan, Murray Oliver, Cam Plante, Norman (Bud) Poile, Sweeney Schriner, Brit Selby, Fredrik Sjostrom, Tod Sloan, Bob Solinger, Steve Sullivan, Jiri Tlustý, Guy Trottier, Ron Wilson.

12

Ace Bailey, Andy Blair, Serge Boisvert, Laurie Boschman, Bruce Boudreau, Wayne Carleton, Tim Connolly, Brandon Convery, Gord Drillon, Bill Ezinicki, Frank Finnigan, Tom Fitzgerald, Fern Flaman, Jim Harrison, Jeff Jackson, Wes Jarvis, Roger Jenkins, Ross Johnstone, Ted Kennedy, Hec Kilrea, Kris King, Al MacNeil, Gary McAdam, Dale McCourt, Larry Mickey, Mark Osborne, Rob Pearson, Walt Poddubny, Babe Pratt, Eddie Rodden, Doug Shedden, Art Smith, Lorne Stampler, Pete Stelmowski, Lee Stempniak, Ron Stewart, Steve Thomas, Erol Thompson, Dixon Ward.

13

Ken Linseman, Mats Sundin, Ken Yaremchuk.

14

Dave Andreychuk, Peter Backor, Steve Backor, George Boothman, Red Carr, Murph Chamberlain, Rob Cimetta, Bobby Copp, Harold Cotton, Brian Cullen, Miroslav Frycer, Bob Gracie, Bob Goldham, Harold Halderson, Ted Hampson, Darby Hendrickson, Jonas Hoglund, Buck Jones, Mike Kaszycki, Dave Keon, Gary Laughlin, Gerry Lowrey, Vic Lynn, Gus Marker, John McLellan, Johnny McCree, Rudy Migay, Gary Monahan, Jim Morrison, Wilf Palment, Dave Reid, Rene Robert, Matt Stajan, Dave Tomlinson, Bill Thoms, Stan Weir, Ron Wilson.

15

George Armstrong, Jim Benning, Pat Boutette, Wally Boyer, Bill Carson, Les Costello, Marty Dallman, Ken Doraty, Denis Dupere, Mike Foligno, Lou Franceschetti, Dave Gagner, Benny Grant, Jack Hamilton, Billy Harris, Pat Hickey, Flash Hollett, Red Horner, Syd Howe, Mike Hudson, Peter Ihnacak, Art Jackson, Larry Jeffrey, Tomas Kaberle, Pep Kelly, Derek Laxdal, Claude Loiselle, Matthew Lombardi, Paul Marshall, Bob McGill, Howie Meeker, Don Metz, Nick Metz, Earl Miller, Dmitri Mironov, Joe Primeau, Gary Sabourin, Brit Selby, Tod Sloan, Brian Spencer, Bob Stephenson, Gaye Stewart, Bill Sutherland, Garry Unger, Mike Walton, Brian Wiseman, Ken Yaremchuk.

16

Russ Adam, Syl Apps, Earl Balfour, Jamie Baker, Craig Berube, Lonny Bohonos, Leo Boivin, George Boothman, Nikolai Borschevsky, Greg Britz, Amie Brown, Ray Ceresino, Jack Church, Pete Conacher, Rich Costello, Russ Courtnall, Brian Cullen, Harold Darragh, Ernie Dickens, Tim Ecclestone, Bill Ezinicki, Paul Fenton, Benny Grant, Ray Hannigan, Billy Harris, Darby Hendrickson, Red Herson, Pat Hickey, Larry Hillman, Dan Hodgson, Tim Horton, Art Jackson, Gerry James, Wes Jarvis, Jim Jones, Greg Johnston, Mike Kaszycki, Rick Kehoe, Pep Kelly, Gary Leeman, Alex Levinsky, Jamie Lundmark, Clarke MacArthur, Blair MacKasie, Fleming Mackell, John McCormack, Nick Metz, Jim Mikol, Dickie Moore, Eric Nesterenko, Frank Nigro, Ed Olczyk, Bert Olmstead, Randy Osburn, George Parsons, Bud Poile, Charlie Sands, Rod Selling, Sid Smith, Wally Stanowski, Gaye Stewart, Bill Thoms, Darcy Tucker, Mike Walton, Bob Warner, Ken Yaremchuk.

ALL-TIME SWEATER NUMBERS

17

Murray Armstrong, Bob Bailey, Alain Belanger, Buzz Boll, Bruce Boudreau, Doug Brindley, Jerry Butler, Wendell Clark, Brian Conacher, Bob Davidson, Al Demaro, Dave Downie, Bruce Draper, Dick Duff, Denis Dupere, Gerry Ehman, Paul Evans, Bill Ezinicki, Jack Forsay, Cal Gardner, Stewart Gavin, Bob Goldham, Benny Grant, Jack Hamilton, Gord Hannigan, Duke Harris, Bob Hassard, Red Herson, Paul Higgins, Bronco Horvath, Art Jackson, Harvey Jackson, Jim Jarvis, Bingo Kampman, Rick Kehoe, Joe Klukay, Don McKenney, Nick Metz, Jim Pappin, Jean Paul Parise, Eric Prentice, Wayne Primeau, Fred Robertson, Duane Rupp, Charlie Sands, Rod Selling, Floyd Smith, Bill Stewart, Blaine Stoughton, Harry Taylor, Rys Thomson.

18

Al Arbour, Norm Armstrong, Bob Bailey, Alain Belanger, Garth Boesch, Leo Boivin, Carl Brewer, Mike Brown, Brian Conacher, Brian Cullen, Bob Davidson, Harold Druken, Paul Gagne, Paul Gardner, Ernie Godden, Red Herson, Peter Ihnacak, Art Jackson, Bill Juzda, Chad Kilger, Craig Laughlin, Kevin Maguire, Kent Manderville, Bob Manno, Gus Marker, Gary Marsh, Shep Mayer, Allyn McCauley, Jim McKenny, Jack McLean, Don Metz, Windy O'Neill, Jim Pappin, George Parsons, Scott Pearson, Wayne Presley, Wayne Primeau, David Reid, Ron Sedlbauer, Jack Shill, Peter White, Jeremy Williams.

19

Doug Baldwin, Bill Barilko, Leo Boivin, Hugh Bolton, Bruce Boudreau, Turk Broda, Jack Church, Ray Corrigan, Barry Cullen, John Cullen, Bill DeLago, Kent Douglas, Jeff Farkas, Norm Fergus, Bill Flett, Jack Hamilton, Paul Henderson, Greg Hubick, Gerny James, Kenny Jonsson, Dmitri Khristich, Joe Klukay, Joffrey Lupul, Norm Mann, Bucko McDonald, Don Metz, Nick Metz, Fredrik Modin, Dominic Moore, Gus Mortson, Eric Nesterenko, Mikael Renberg, Jack Schill, Ron Stewart, Alexander Suglobov, Billy Taylor, Don Webster, John Wilson.

20

Claire Alexander, George Armstrong, Don Ashby, Bob Bailey, Ed Belfour, Mickey Blake, Hugh Bolton, Bill Burega, Larry Cahan, Ed Chadwick, Jack Church, Frank Dunlop, Jeff Farkas, Frank Finnigan, Hank Goldup, Reg Hamilton, Christian Hanson, Bob Hassard, Tim Horton, Jack Ingoldby, Ralph Intrunovo, Art Jackson, Mike Johnson, Terry Johnson, Bingo Kampman, Mike Kaszycki, Ted Kennedy, Mark Kirtson, Jim Korn, Alexei Kudashov, Paul Lawless, Don Luce, Frank Mathers, Kevin McClelland, John McCormack, John McCreedy, Gary Monahan, Zdenek Nedved, Mike Pelyk, Bob Pulford, Bobby Reynolds, Joe Sacco, Jack Schill, Al Secord, Tod Sloan, Wally Stanowski, David Steckel, Rich Stutter, Jim Thomson, Rick Vaive.

21

Gary Aldcom, Bob Bailey, Bill Barilko, Bobby Baun, Gus Bodnar, Leo Boivin, Aaron Broten, Terry Clancy, Mariusz Czerkowski, Bob Dawes, Gord Drillon, Mike Eastwood, Jack Howard, Ron Hurst, Pete Langelle, Danny Lewicki, Parker MacDonald, Adam Mair, Norm Mann, Jack Markle, Willie Marshall, Jamal Mayers, Sean McKenna, Rudy Migay, Jim Morrison, Kirk Muller, Mark Osborne, Mike Pelyk, John Pohl, Martin Prochazka, Robert Reichel, Warren Rychel, Borje Salming, Darryl Sly, Bob Solinger, Gaye Stewart, Billy Taylor, Harry Taylor, James van Riemsdyk.

22

Doug Acomb, Gary Aldcom, Earl Balfour, Ken Baumgartner, Francois Beauchemin, Jack Bionda, Charles Blair, Mike Blaisdell, Amie Brown, Mike Bullard, Lex Chisholm, Brian Conacher, Les Costello, Dave Creighton, Brian Cullen, Boyd Devereaux, Dave Fortier, Jack Hamilton, Reg Hamilton, Gord Hannigan, Larry Hillman, Ron Hurst, Larry Jeffrey, Danny Johnson, Forbes Kennedy, Ken Klee, Igor Korolev, Fleming MacKell, Al MacNeil, Brian Marchinko, Don Marshall, Shep Mayer, Rudy Migay, Jim Morrison, Alexei Ponikarovsky, Scott Pearson, Michel Petit, Luke Richardson, Tod Sloan, Sid Smith, Brian Spencer, Cy Thomas, Errol Thompson, Ray Timgren, Rick Vaive, Glen Wesley, Tiger Williams.

23

Bob Bailey, Earl Balfour, Hugh Bolton, Greg Britz, Turk Broda, Jeff Brubaker, Randy Carlye, Dave Creighton, Joe Crozier, Bob Dawes, Ernie Dickens, Harold Druken, Slava Duris, Dave Farish, John Gibson, Todd Gill, Hank Goldup, Pat Graham, Gord Hannigan, Pat Hannigan, Andre Hinse, Dave Hutchison, Brett Lebda, Danny Lewicki, Bill MacMillan, Phil Maloney, Ryan O'Byrne, Alexei Ponikarovsky, Noel Price, Pat Quinn, Al Rollins, Phil Samis, Eddie Shack, Dale Smedsmo, Bob Solinger, Ken Strong, Petr Svoboda, Ray Timgren, Jeff Ware.

24

Norman Aubin, Patrik Augusta, Earl Balfour, Gord Bell, Drake Berehowsky, John Brenneman, Al Buchanan, Mike Byers, Gary Collins, Dan Daoust, Dick Duff, Slava Duris, Aut Erickson, Jonas Frogren, Brian Glennie, Per Gustafsson, Brent Imlach, Ed Joyal, Bill Kendall, John-Michael Liles, John MacMillan, Al MacNeil, Darryl Maggs, Willie Marshall, Bryan McCabe, Jim Morrison, Mike Nykoluk, Tom Pederson, Michel Petit, Joe Sacco, Terry Sawchuk, Darryl Shannon, Don Simmons, D.J. Smith, Sid Smith, Ron Stewart, Scott Thornton, Randy Wood.

25

Greg Andrusak, John Arundel, Earl Balfour, Willy Brossart, Al Buchanan, Jack Caffery, Wayne Carleton, Bob Dawes, Paul DiPietro, Gary Edmundo, Scott Gariand, Hal Gill, Bob Hassard, Jeff Jackson, Alexander Khavanov, Orland Kurtenbach, Tom Kurves, Ed Litzenberger, Jyrki Lumme, John MacMillan, Phil Maloney, Milan Marcetta, Terry Martin, Gil Mayer, Larry McIntyre, Jim McKenny, Eric Nesterenko, Joe Nieuwendyk, Ben Ondrus, George Parsons, Bud Poile, Marc Reame, David Reid, Bill Root, Rod Schutt, Jason Smith, Greg Smyth, Bob Solinger, Pete Stelmowski, Mike Stothers, Frank Sullivan, Steve Thomas, Darr Veitch, Leigh Verstraete, Ron Ward, Terry Yake, Gary Yaremchuk, Peter Zeele.

26

Gary Aldcom, Bob Baun, Dave Burrows, Jack Capuano, Russ Courtnall, Paul Healey, Jamie Heward, Bill Kitchen, Chris Kotsopoulos, Mike Krushelnyski, Rick Ley, Bob Liddington, Frank Mahovich, Wally Maxwell, Bob McGill, Basil McRae, Gerry Meehan, Gary Melrose, Lyle Moffat, Craig Muni, Ben Ondrus, Nathan Perrott, Allan Stanley, Mike Stevens, Mike Van Ryn, Darren Veitch, Kurt Walker, Craig Volanin, Dmitry Yushkevich, Mike Zigomans.

27

Shayne Corson, Brian Cullen, Lucien DeBlois, Ken Girard, Miroslav Ihnacak, John Kordic, Frank Mahovich, Bryan Marchment, Chris McRae, Gerry Meehan, Gord Nelson, Mike Nykoluk, Michael Peca, Dave Semenko, Darryl Sittler.

28

John Anderson, Carl Brewer, Bruce Boudreau, Randy Carlye, Brian Curran, Tie Dorn, Paul Evans, Dave Farish, David Harlock, Benoit Hogue, Val James, Derek Laxdal, Kevin Maguire, Paul Marshall, Bill McCreary, Colton Orr, Mike Pelyk, Fred Perlini, Bill Root, Bob Rouse, Darryl Shannon, Greg Smyth, Leigh Verstraete, Blake Wesley, Rod Willard, Gary Yaremchuk.

29

Drake Berehowsky, Paul Evans, Martin Gerber, Todd Gill, Ken Hammond, Paul Higgins, Matt Lashoff, Joey MacDonald, Chris McRae, Mike Palmateer, Fred Perlini, Karel Pilar, Justin Pogge, Felix Potvin, Darryl Shannon, Brad Smith, Bill Thoms, Vincent Tremblay.

30

Jean-Sebastien Aubin, Tom Barrasso, Allan Bester, Sebastian Centomo, Don Edwards, Bruce Gamble, Paul Harrison, Glenn Healy, Michel Larocque, Ron Low, Bernie Parent, Terry Sawchuk, Ben Scrivens, Al Smith, Rick St. Croix, Wayne Thomas, Vince Tremblay, Rick Wamsley, Dunc Wilson, Ken Wregget.

31

Don Beaupre, Allan Bester, Marcel Cousineau, Jiri Crha, Marv Edwards, Curt Fuhr, Pierre Hamel, Peter Ing, Curtis Joseph, Pavel Kubina, Murray McLachlin, Gord McRae, Bob Parent, Damian Rhodes, Al Smith, Ken Wregget.

32

Greg Britz, Joe Colborne, Mike Eastwood, Alex Foster, Pierre Hamel, Benoit Hogue, Wes Jarvis, Nick Kypros, Daniel Marois, Chris McRae, Craig Muni, Frank Nigro, Fred Perlini, Ken Strong, Mikael Tellqvist, Steve Thomas, Kris Versteeg, Gary Yaremchuk, Ron Zanussi.

33

Reid Bailey, Bates Battaglia, Don Beaupre, Jeff Brown, Luca Caputi, David Cooper, Doug Favell, Bob Halkidis, Benoit Hogue, Dave Hutchison, Al Iafate, Craig Johnson, Matt Martin, Chris McAllister, Craig Muni, Curt Ridley, Wayne Thomas, Bob Wren.

ALL-TIME SWEATER NUMBERS

34

Bryan Berard, Rob Cimetta, Rocky Dundas, Ted Fauss, Flash Hollett, Wes Jarvis, Terry Johnson, Maxim Kondratiev, Jamie Macoun, Craig Muni, Fred Perlini, Dave Reid, James Reimer, Jeff Serowik, Darryl Shannon, Leigh Verstraete, Ken Yaremchuk.

35

Normand Aubin, Bruce Boudreau, Marty Dallman, Jean-Sebastien Giguere, Pat Jablonski, Derek Laxdal, Marc Magnan, Jeff Reese, Curt Ridley, Rod Schutt, Corey Schwab, Vesa Toskala.

36

Brendan Bell, Frank Bialowas, Len Esau, Carl Gunnarsson, Ken McRae, Mike Millar, Jamie Heward, Anton Stralman, Dmitry Yushkevich.

37

Carter Ashton, Tim Brent, Darby Hendrickson, Trevor Kidd, Mark Kolesar, Eric Lacroix, Don MacLean, Jason Podollan, Doug Shedden, Dave Tomlinson, Ian White.

38

David Harlock, Brad Leeb, Frazer McLaren, Jay Rosehill, Chris Snell, Yannick Tremblay.

39

Kelly Chase, Jeff Farkas, Matt Frattin, Simon Gamache, Travis Green, Mike Kennedy, Ladislav Kohn, John Mitchell, Alexei Ponikarovskiy, Eric Westrum, Clarke Wilm, Ron Zanussi.

40

Tie Domi, Kelly Fairchild, Ken McRae, Phil Oreskovic, Jussi Rynnäs.

41

Jason Allison, Paul Gagne, Eric Lacroix, Nikolai Kulemin, Matt Stajan, Jiri Tlustý, Shayne Toporowski.

42

Keven Adams, Tyler Bozak, David Cooper, Tim Stapleton, Kyle Wellwood.

43

Ken Belanger, Nathan Dempsey, Nazem Kadri, Jay Harrison.

44

Brian Bradley, John Craighead, Anders Eriksson, Ryan Hollweg, Brayden Irwin, Staffan Kronwall, John McIntyre, Yanic Perreault.

45

Carlo Colaiacovo, Mark Fraser, Marcel Mueller, Zdenek Nedved, Viktor Stalberg.

46

Joey Crabb, Ben Ondrus.

47

Darryl Boyce, Leo Komarov.

48

Ryan Hamilton, Jeremy Williams.

49

Dmitri Yakushin.

50

Darryl Boyce, Jonas Gustavsson.

51

Jake Gardiner, Jeff Hamilton, Rickard Wallin.

52

Robbie Earl, Sean Haggerty, Alexander Karpovtsev.

53

Mike Kostka, John Pohl.

54

Kris Newbury.

55

Drake Berehowsky, Jason Blake, Korbinian Holzer, Danny Markov, Larry Murphy, Ric Jackman.

56

Andre Deveaux, Andy Wozniowski.

59

Keith Aulie, Jaime Sifers.

67

Robert Svehla.

71

Mike Foligno.

72

Mathieu Schneider.

73

Pavel Kubina.

77

Pavel Kubina.

80

Nik Antropov.

81

Phil Kessel.

84

Mikhail Grabovski.

88

Eric Lindros.

89

Alexander Mogilny.

92

Jeff O'Neill.

93

Doug Gilmour, Alexander Godunov.

94

Sergei Berezin, Yanic Perreault.




96

Phil Housley.

99

Wilf Paiement.

1964 Stanley Cup Champions



The 2013-14 season marks the 50th Anniversary of the Maple Leafs 1964 Stanley Cup Championship.

HOCKEY HALL OF FAME INDUCTEES

These esteemed members of the Hockey Hall of Fame all saw service either as a player or on the organizational side of the Toronto Arenas, Toronto St. Pats or Toronto Maple Leaf Hockey Club. Year in brackets indicates year elected. Players recognized based on the following criteria:

- Skaters: 100 games as a Leaf
- Goaltenders: 80 games as a Leaf
- Coaches: 80 games as a Leaf

BUILDERS



HAROLD E. BALLARD
(1977)



J.P. BICKELL
(1978)



CLIFF FLETCHER
(2004)



JIM GREGORY
(2007)



WILLIAM A. HEWITT
(1947)



FOSTER HEWITT
(1965)



GEORGE "PUNCH"
IMLACH (1984)



DICK IRVIN SR.
(1958)



ROGER NEILSON
(2002)



RUDY PILOUS
(1985)



NORMAN "BUD" POILE
(1990)



FRANK J. SELKE
(1960)




CONN SMYTHE
(1958)

PLAYERS



JACK ADAMS
(1959)



IRVINE "ACE" BAILEY
(1975)



WALTER "TURK" BRODA
(1967)



CLARENCE "HAP" DAY
(1961)



FERNIE FLAMAN
(1990)



GEORGE
HAINSWORTH (1961)



GLENN ANDERSON
(2008)



ED BELFOUR
(2011)



HARRY CAMERON
(1962)



GORD DRILLON
(1975)



GRANT FUHR
(2003)



REGINALD "RED"
HORNER (1965)




SYL APPS
(1961)



MAX BENTLEY
(1966)



FRANK "KING" CLANCY
(1958)



DICK DUFF
(2006)



MIKE GARTNER
(2001)



TIM HORTON
(1977)



GEORGE ARMSTRONG
(1975)




JOHNNY BOWER
(1976)



CHARLIE CONACHER
(1961)



CECIL "'BABE" DYE
(1970)



DOUG GILMOUR
(2011)

HOCKEY HALL OF FAME INDUCTEES

PLAYERS



HARVEY "BUSER"
JACKSON (1971)



LEONARD "RED" KELLY
(1969)



TED KENNEDY
(1966)



DAVE KEON
(1986)



HARRY LUMLEY
(1980)



FRANK MAHOVLICH
(1981)



LANNY McDONALD
(1992)



LARRY MURPHY
(2004)



REG NOBLE
(1962)



BERT OLMSTEAD
(1985)



JACQUES PLANTE
(1978)



WALTER "BABE"
PRATT (1966)



JOE PRIMEAU
(1966)



MARCEL PRONOVOST
(1978)



BOB PULFORD
(1991)



BORJE SALMING
(1996)



TERRY SAWCHUK
(1971)



DAVID "SWEENEY"
SCHRINER (1962)



DARRYL SITTLER
(1989)



ALLAN STANLEY
(1981)



MATS SUNDIN
(2012)



NORM ULLMAN
(1982)



HARRY WATSON
(1994)

RECENT MAPLE LEAF INDUCTEES



Ed Belfour
(2011)



Doug Gilmour
(2011)



Joe Nieuwendyk
(2011)



Mats Sundin
(2012)

PRIOR TO THE INCEPTION OF THE MAPLE LEAFS

Once known as the Arenas and the St. Patricks, Toronto's premier hockey franchise became known as the Maple Leafs after a group headed by Conn Smythe purchased the team on Valentine's Day, February 14, 1927. Taking over a club that earned Stanley Cup championships in 1918 (Toronto Arenas) and 1922 (Toronto St. Pats), Smythe soon started laying the foundation that evolved into the current appearance of the storied Toronto Maple Leafs. Now in charge of Toronto's National Hockey League entry, Smythe's patriotic pride led him to decide on a Maple Leaf as the team's namesake and crest. The Maple Leaf was a proud national symbol to Smythe due to his military career. It is also said that he admired the team name of the East Toronto Maple Leaves whom he scouted regularly. The uniform colours remained green and white for the balance of the 1926-27 season out of respect for the previous organization but a makeshift jersey was employed that year as a Maple Leaf replaced the "St. Pats" on the chest. The next season, he changed the colours to blue and white, likely due to his long time involvement with the University of Toronto Blues hockey team who share the same colours. Past Public Relations Director, Stan Obodiac was fond of saying the blue represented the blue of the Canadian sky and the white represented the white of the Canadian snow.

1927-33

In 1927, the Leafs were the first NHL club to have both a home sweater (blue) and a road sweater (white). This distinction would continue for the following few seasons. Smythe's first proper uniform consisted of a dark blue home jersey with a series of thin-wide-thin striped bands on the arms, leggings and shoulders, and a 48-point Maple Leaf on the chest with the words "Toronto Maple Leafs" displayed upwards, like a smile, on the crest. The Leafs road uniform of the time was white with three stripes of equal width above and below the same Maple Leaf on the chest (just above the waist). These stripes were also on the back of the sweaters and the stockings.

1933-34

Same design, except the thin-wide-thin stripes on the neck and shoulders were replaced with three thin stripes of equal width.



George Patterson
1927-28



Charlie Conacher
1929-30



Sid Smith
1947-48



Jim Thomson & Fernie Flaman
1952-53



Harry Watson, Harry Lumley, Sid Smith
1953-54

1934-37

The basic design of the Leaf uniform for the next four decades was established just prior to the Ace Bailey Benefit Game. The leggings remained the same – three sets of thin-wide-thin stripes – but the jersey itself consisted of two stripes of equal width on the arms and on the waist. There were no stripes on the shoulder, just a simple white band around the collar. The maple leaf crest remained unchanged. The road uniform was similar, with blue stripes and collar.

1937-67

The home uniform remained virtually unchanged during these years except for some subtle alterations to the Maple Leaf crest. The appearance of veins appeared on the crest. As well, the word "Toronto" curving downwards and "Maple Leafs" going straight across appeared in 1937. A 35-point Leaf crest was introduced in 1942. In 1947, the words "Toronto Maple Leafs" appeared in red, but the innovation was largely ceremonial and only lasted one semester. The first appearance of the captain's "C" and the alternate captain's "A" appeared during the 1946-47 season. Other modifications included: highlighting the Leaf crest with a white border (or blue border) and variations to the veins of the Leaf. In 1958, the neck was outfitted with a six-eyelet lace and tie, and this remained a feature of the Leaf uniform until 1973. In 1958, a major alteration was made to the Leafs' road uniform when a solid blue yolk was added to the shoulder, extending from the neck to just above the stripe on the arm. In 1961, when the Leafs began to put numbers on the sleeves of the jersey, this stripe was tapered back to the top of the arm.

1967-70

The first major modification in four decades was made to both the Leafs' home and road uniform prior to the start of the 1967 playoffs. The standard 35-point Leaf crest was replaced with a solid 11-point Maple Leaf – similar to the Maple Leaf displayed on the new Canadian flag – in celebration of Canada's centennial year. "Toronto" still curved slightly downward. The two stripes on the arm and waist were replaced with one set of thin-wide-thin stripes, not unlike those on the Leaf uniform of 1928. The road uniform still retained the solid blue yolk on the shoulders.

1970-92

Another distinctive change was made to the Leafs uniform prior to the start of the 1970-71 season, when the NHL introduced legislation requiring the home team to wear white uniforms at home. The crest that was introduced in 1967 was abandoned in favour of the 11-point Leaf with the word "Toronto" going straight across and running parallel to the words "Maple Leafs." The arm stripes on both home and away uniforms was discontinued, replaced with a solid yolk extending from the neck to the wrist. A solid stripe on the waist, two solid stripes on the stockings and a miniature Leaf crest on the shoulders completed the new uniform design. The Leafs went back to the tie down collar for 1973-74 to 1975-76. In 1975, the leggings were altered to have two stripes instead of three. In 1976-77, the collar went back to the V-neck shape. In 1977, names appeared on the back of the road uniform and by 1979, on the back of the home jersey as well. Ceremonial patches, such as those celebrating the 50th anniversary of the Gardens, commemorating the Heart and Stroke fund, and dedications to King Clancy and Harold Ballard were common features in the 1980s and early 1990s.

1992-2000

During selected games of the NHL's 75 Anniversary Season (1991-92), the Leafs wore an "Original Six" styled uniform, similar in design to the classic jerseys of the 1940s. The fans greeted the "old style" design enthusiastically and with that in mind, the first design changes to the Leafs uniform in 22 years occurred in 1992-93. The uniform was a mixture of the old - three sets of thin-thick-thin stripes on the socks, two stripes on the arm and waist with the solid shoulder and arm stripe being discontinued - and the new, with the distinctive 11-point Leaf crest remaining. The shoulder patch featured an old-style Leaf, much like the one featured on the "Original Six" uniform. Honoured sweater numbers were commemorated, for a time, by special shoulder patches on two Leaf jerseys first in 1993-94. The Leafs recognized the 65th anniversary of Maple Leaf Gardens by wearing the team's sweater, circa 1928, to 1931 for two games in 1996-97. Promoted as Heritage Sweaters, the team wore these replica sweaters (48-point Leaf crest) from the 1931 era. In 1997-98, the numerals and letters on the back of the sweater were modified to match the font of the Maple Leaf logo. A mesh-style under-arm was also incorporated. In 1998-99, in commemoration of the final National Hockey League action at the venerable Maple Leaf

Gardens, a special jersey was worn for five home games and five road games. It featured the 35-point Leaf crest on the front and solid blue yolk along the shoulders. The jersey also incorporated the six-eyelet lace and tie which was a feature of the Leaf uniform from 1958 to 1973. The vintage sweater served as the team's third sweater from 1998-99 to 2010-11.

2000-2010

Beginning in the 2000-01 season, the Leafs altered the jersey with a new Varsity Block number design (with a silver trim on the numbers and shoulder logos) on the sweater sleeves and backs. A stylized TML logo debuted as a shoulder patch instead of the old-style Leaf shoulder patch. A special evening took place on March 2, 2002 recognized the team's 75th season as the Maple Leafs. On this one night, the Leafs wore the green sweaters and brown pants, gloves and helmets of the St. Pats era. Prior to the 2007-08 season, the Leafs joined the other 29 NHL clubs by introducing a new version of their uniform. Here, the TML shoulder patches, plus the horizontal stripes around the waist and the silver trim around the numbers were removed from the sweater. The entire uniform was designed to repel water while having a more anatomical, lighter fit.

2010 to present

The Leafs introduced several substantial changes to the uniform that they had been wearing since 2007. Most noticeable was the return of the two horizontal stripes around the waist. The 'veined' old-style Leaf logo was returned to the shoulder of the jersey where it was worn from 1992-2000. In addition, the simple white band on the collar of the blue jersey returned and vice versa on the white jersey. The club again added a string lace collar for the home and away sweaters. Also, the sweater number and nameplate lettering fonts were changed and the numbers were not accentuated with a trim border unlike previous seasons. In 2011-12, the Leafs introduced the sweater and pants that was worn from 1967 to 1970 as its new current alternate sweater.



Allan Stanley
1963-64



Johnny Bower
1967-68




Eddie Shack
1973-74



Wendel Clark
1989-90



Dave Andreychuk
1993-94



Dion Phaneuf
2010

Maple Leaf Gardens

Designed by architects Ross and Macdonald, Maple Leaf Gardens accommodated 15,726 patrons and 100 standing room locations by the time it closed February 13, 1999. The building had 83 luxury suites and a members-only Hot Stove Club. Opening Night was just five and a half months after construction began on a parcel of land owned by Eaton's June 1, 1931. Approximately 700 workers were paid primarily in Gardens stock in place of regular wages during the Great Depression time period. The total cost to build the arena was \$1.5 million. Opening seat prices ranged from 95 cents to \$2.75. The Maple Leafs won their first Stanley Cup in their first season at Maple Leaf Gardens and the team claimed eight of their titles on Gardens' ice ('32, '42, '47, '49, '51, '63, '64 and '67). The building played host to the first ever NBA game (New York Knicks-Toronto Huskies on Nov. 1, 1946), Elvis Presley, The Beatles, The Rolling Stones, Frank Sinatra, Bob Hope, Muhammad Ali, and Joe Louis among countless other centre stage participants. Her Royal Highness Princess Elizabeth and Prince Philip were treated to a specially arranged period of exhibition hockey on October 13, 1951.

First Game: November 12, 1931, Lost 2-1 vs Chicago Black Hawks. Attendance 13,233

First Goal: November 12, 1931, Black Hawks' Harold "Mush" March against Lorne Chabot

First Goal By A Maple Leaf: November 12, 1931, Charlie Conacher against Charlie Gardiner

Last Game: February 13, 1999, Lost 6-2 vs Chicago Blackhawks. Attendance 15,726

Last Goal: February 13, 1999, Blackhawks' Bob Probert against Curtis Joseph

Last Goal By A Maple Leaf: February 13, 1999, Derek King against Jocelyn Thibault

Highest Leafs Totals At MLG

Goals Points

Darryl Sittler 235	Darryl Sittler 524
Dave Keon 226	Dave Keon 521
Ron Ellis 186	George Armstrong 412
Frank Mahovlich 180	Borje Salming 398
Rick Vaive 174	Frank Mahovlich 376
George Armstrong 173	Ron Ellis 360
Wendel Clark 151	Bob Pulford 342
Bob Pulford 158	Norm Ullman 336
Ted Kennedy 138	Ted Kennedy 323
Ron Stewart 123	Rick Vaive 307

Highest Opponent Totals At MLG

Goals Points

Gordie Howe 93	Gordie Howe 126
Alex Delvecchio 62	Johnny Bucyk 87
Johnny Bucyk 57	Alex Delvecchio 80
Henri Richard 53	Bobby Hull 80
Jean Beliveau 51	Wayne Gretzky 77
Bobby Hull 49	Jean Beliveau 75
Ted Lindsay 47	Maurice Richard 74
Maurice Richard 46	Henri Richard 73
Dean Prentice 45	Steve Yzerman 73
Dickie Moore 44	Denis Savard 66



Maple Leaf Gardens

Arena Gardens

In 1917, the National Hockey League was formed and it was a continuation of the National Hockey Association. The Toronto franchise, known as the Arenas, was purchased by six gentlemen from Eddie Livingstone and continued to play out of the same venue at 60 Mutual Street at Shuter. It became known as the Mutual Street Arena but for many years it was known as the Arena Gardens (the name of the team). It was built in 1911-12 from designs by F.H. Herbert and the firm of Ross and MacFarlane. The Arena cost \$200,000 to construct and was financed by a group of 15 businessmen. It seated about 8,000 people and the ice surface was Olympic size by today's standards (230 x 90 feet).

First Game: December 22, 1917, Won 11-4 vs Ottawa

First Goal: December 22, 1917, Ottawa's Rusty Crawford against Hap Holmes

First Goal by Toronto: December 22, 1917, Harry Meeking against Clint Benedict

Last Game: March 19, 1931, Won 8-2 vs Chicago

Last Goal: Leafs' Charlie Conacher (4-goal game), March 19, 1931 vs Chicago



Arena Gardens

Air Canada Centre

Celebrating 15 Years (1999-2014)





MAPLE LEAFS FOREVER

PAGES

374 - 397

Johnny Bower, Tim Horton and George Armstrong battle Chicago's Bob Turner during a game in the 1960's.

THE STORY BEHIND THE LEAFS HONOURED NUMBERS

BY JOHN IABONI



Armstrong/Conacher banner raising ceremony



Charlie Conacher & Ted (Teeder) Kennedy



Ron Ellis & Irvine (Ace) Bailey

The 1990s symbolized a new era for the Toronto Maple Leafs and Leafs alumni. The Leafs embraced and welcomed Leafs alumni like never before. Together, the Leafs and Leafs alumni have since worked more closely together for the good of the community and in recognizing distinguished Maple Leafs from all generations.

During the initial phases, the Leafs organized discussions with various Leafs alumni members and Leafs management that culminated with the establishment of the policy regarding the honouring of players.

It was felt that not retiring player sweaters gives the Leafs the flexibility of honouring more of these individuals than would be the case if the Leafs took the sweater numbers out of circulation.

The consulting group determined that the former player's number would be deemed an "Honoured Number" but remain in circulation. The special banner for the honouree remains on permanent display at Air Canada Centre.

The Leafs historically only retired numbers of distinguished players that have died or had their career shortened due to tragic or catastrophic circumstances while being a member of the team. Irvine (Ace) Bailey (No. 6) and Bill Barilko (No. 5) are the two represented in this category.

The Leafs formally recognized both men, posthumously, with a special ceremony at Maple Leaf Gardens on October 17, 1992 in which family and associates represented each individual.

Then on October 3, 1993, Syl Apps (No. 10) and Ted (Teeder) Kennedy (No. 9) were the initial honourees chosen as part of the new approach. The Leafs believed they wanted to celebrate the careers of these esteemed Leafs while they were still living. Apps was in failing health at the time of his ceremony but was represented by his family.

Perhaps one of the most stirring ceremonies occurred on February 8, 2003 when Darryl Sittler was honoured and his No. 27 banner took its permanent place at Air Canada Centre.

The event was originally to have taken place on October 3, 2001 as part of a dual tribute with Toronto's first great No. 27, Frank Mahovlich. While The Big M's ceremony went ahead as planned, Sittler cancelled to be with his wife, Wendy, who was dying of cancer.

THE STORY BEHIND THE LEAFS HONOURED NUMBERS

Fittingly, Wendy's name is inscribed on Darryl's banner.

"We were married for 30 years and were together since we were 17 years old," Sittler said the night of his ceremony. "She's the most influential person in the lives of our children. So she's a big part of this ceremony."

Arm-in-arm, Sittler, and his children, Meaghan, Ashley and Ryan, stood at centre ice, as they watched the banner rising.

What ran through his mind as he witnessed that?

"I guess to be thought of so highly by the fans, the media and the organization," he said that night. "I mean, you're making a mark in history because that banner will be there forever. I'm in great company, in a great organization. And Wendy's name (signature) is on the banner, which is the right thing to do because it should be there. She'll be remembered up there just as I was. It's a feeling that will never go away."

On October 4, 2006, the list of Leafs honoured numbers grew by three when Clarence (Hap) Day (No. 4), Leonard (Red) Kelly (No. 4) and Borje Salming (No. 21) were saluted.


"As a kid, I dreamed of making the National Hockey League; I dreamed about playing for the Toronto Maple Leafs and I dreamed about winning the Stanley Cup. But I never, ever dreamed of them putting my number up at the top of the Gardens which, of course, now has been replaced by the Air Canada Centre. It is a great honour... one that I just never really imagined."

The Toronto Maple Leafs celebrated the outstanding on and off ice achievements of longtime captain Mats Sundin on February 11, 2012. Sundin, the franchise's all-time points and goals leader and one of the game's top ambassadors during his career, became the 16th Maple Leaf in their storied history to be honoured.

In-depth information on each of the Toronto Maple Leafs honourees may be found in this special 'Maple Leafs Forever' section dedicated to the team's all-time greats.




Darryl Sittler



Mats Sundin



Borje Salming & family



APPS
10

SYL APPS

centre



BORN: JANUARY 18, 1915 PARIS, ONTARIO

DECEASED: DECEMBER 24, 1998

HONOURED BY LEAFS: OCTOBER 3, 1993

ALL-STAR TEAMS: FIRST ALL-STAR TEAM (1939, 1942),
SECOND ALL-STAR TEAM (1938, 1941, 1943)

TROPHIES: CALDER MEMORIAL TROPHY (1937),
LADY BYNG MEMORIAL TROPHY (1942)

HOCKEY HALL OF FAME INDUCTION: 1961

Perhaps the greatest athlete in the long history of the Toronto Maple Leafs was the inspirational Syl Apps. In addition to his fluid skating, accurate passing and quick shot, Apps excelled in football at Hamilton's McMaster University and even represented Canada as an Olympic pole-vaulter at the 1936 Summer Olympics in Berlin.

Make no mistake, though, Syl Apps became a household name when his hockey achievements were described across Canada through the airwaves by radio icon Foster Hewitt. Apps burst on to the NHL scene in 1936-37 and copped Rookie of the Year honours after placing second in league scoring with 45 points. He led the Maple Leafs in scoring in four of his first six seasons.


A catalyst on the ice, and the spiritual leader in the dressing room, Apps's first term as captain for Conn Smythe's Maple Leafs took place from 1940-41 to 1942-43 and from 1945-46 to 1947-48. As the team leader, Apps's squad overcame a three-game deficit to defeat Detroit in a stirring Stanley Cup Final in 1942--his first of three championships with Toronto as captain. Overall, he earned 21 points in his six combined appearances in the Final.

After a two-year absence from hockey while he served in the military, Apps returned to the Maple Leafs in 1945-46 and reassumed the captaincy for three more seasons. He established new career-highs in goals with 24, 25, and 26 over each of those three seasons. He helped the team recapture Stanley Cup glory, along with a young standout named Ted Kennedy, in 1947 and 1948 before retiring as the most respected and honourable Maple Leaf of all time.

His final NHL season in 1947-48 saw him reach career highs in both goals and points. In his final regular season contest, he earned a hat trick to carry him over the 200-goal plateau which had become his one personal goal. For his career, Apps averaged more than a point per game and he sits 17th on the club's all-time points list.

ALL STAR GAMES

1939 1947



SEASONS	CLUB	REGULAR SEASON					PLAYOFFS				
		GP	G	A	PTS	PIM	GP	G	A	PTS	PIM
1936-43, 45-48	Maple Leafs	423	201	231	432	56	69	25	29	54	8

*Entire NHL career spent with Maple Leafs

ARMSTRONG
10



GEORGE ARMSTRONG

right wing



BORN: JULY 6, 1930 BOWLANDS, ONTARIO

HONOURED BY LEAFS: FEBRUARY 28, 1998

LEAFS ALL-TIME LEADER: MOST SEASONS (21),
REGULAR SEASON GAMES (1187), PLAYOFF GAMES (110)

TROPHIES: J.P. BICKELL MEMORIAL AWARD
(1959 - SHARED WITH BOB PULFORD)

HOCKEY HALL OF FAME INDUCTION: 1975

Consistent, durable and hardworking were the hallmark descriptions of a 21-year career for George Armstrong in the National Hockey League, all with the Toronto Maple Leafs. Armstrong joined the Blue and White full time in the 1952-53 season and captained Toronto to their four most recent Stanley Cup championships in the 1960s.

Armstrong played in 1,187 career games for the Maple Leafs, which is the most games played in franchise history while serving the longest tenure of any captain in team history from 1957 to 1969. His club record for seasons played with the Leafs, 21, was spread out over parts of four decades beginning in 1949. The right-winger is among the Maple Leafs all-time leaders in many statistical categories ranking sixth in goals (296-tie), sixth in assists (417), fifth in points (713), and 19th in penalty minutes (721). Over his long career, he collected 15-or-more goals in a season 11 times.

Armstrong played in a Maple Leaf team record 110 playoff games, during which time he accumulated 60 points (26 goals, 34 assists), including 22 points over six Stanley Cup Final appearances. The strong two-way performer was regarded as a player that would deliver in key games and many fans will fondly remember his empty-net goal that sealed the 1967 Stanley Cup victory over the Canadiens.

Armstrong played with the Toronto Marlies in the late 1940s and, later, after his playing career, he coached the team to Memorial Cup championships in 1973 and 1975 before accepting a scouting position with the Quebec Nordiques in 1978. The "Chief" briefly coached the Maple Leafs (47 games in 1988-89) after joining the team's management and scouting department in 1988. Armstrong's dedication to the Maple Leafs can be measured by his 50-plus years of service with the hockey club as he continues to scout amateur players throughout Ontario for the Maple Leafs.

ALL STAR GAMES

1956 1957 1959 1962 1963 1964 1968



SEASONS	CLUB	REGULAR SEASON					PLAYOFFS				
		GP	G	A	PTS	PIM	GP	G	A	PTS	PIM
1949-50, 51-71	Maple Leafs	1187	296	417	713	721	110	26	34	60	52

*Entire NHL career spent with Maple Leafs



IRVINE (ACE) BAILEY

right wing



BORN: JULY 3, 1903 BRACEBRIDGE, ONTARIO

DECEASED: APRIL 7, 1992

BANNER CEREMONY DATE: OCTOBER 17, 1992

TROPHIES: ART ROSS TROPHY (1929)

HOCKEY HALL OF FAME INDUCTION: 1975

Ace Bailey's legacy can be traced back to the early roots of the Toronto franchise. The formidable duo of Bailey and Clarence (Hap) Day were the cornerstones of Conn Smythe's recently purchased hockey club in 1927 which was renamed "Maple Leafs". Playing in his first season for the Toronto St. Pats in 1926-27, Bailey was sixth in National Hockey League scoring. He later ascended to the top of league's goals and points charts in 1928-29.

Bailey led the Maple Leafs in goals and assists twice and points three times.

As Smythe assembled core players such as Charlie Conacher, Joe Primeau, and Harvey (Busher) Jackson to assume the offensive workload Bailey developed into a defensive specialist. Smythe reaped the rewards when his Toronto Maple Leafs captured the 1932 Stanley Cup on home ice in the opening season of his hockey palace, Maple Leaf Gardens. The Stanley Cup winning goal was scored by Bailey.

Bailey's fortunes, and those of the team, quickly turned in a game at Boston on December 12, 1933. The right-winger suffered a near-fatal skull fracture in a violent on-ice attack by the Bruins Eddie Shore. With Bailey's career over, the aftermath resulted in the NHL's first All-Star Game being played on February 14, 1934 at Maple Leaf Gardens. The proceeds of the Ace Bailey Benefit Game, featuring the league's brightest stars, assisted Bailey and his family. Shore and Bailey shook hands and smiled at centre ice.

After his recovery and the abrupt ending of his seven-plus seasons in the NHL, Bailey ventured into coaching university hockey and he later joined the staff of on-ice officials as timekeeper at Maple Leaf Gardens, where he was a fixture for many years.

The Maple Leafs historically only retire numbers of distinguished players that have died or had their career shortened due to tragic or catastrophic circumstances while being a member of the team. Ace Bailey (6) and Bill Barilko (5) are the two represented in this category and both have banners in their name at Air Canada Centre.

In 1934, the Maple Leafs began the professional sports tradition of retiring sweater numbers by declaring that Bailey's No. 6 would never be worn again by a Toronto player. But Bailey later asked Ron Ellis to wear his No. 6 because he admired his style of play.

ACE

SEASONS	CLUB	REGULAR SEASON					PLAYOFFS				
		GP	G	A	PTS	PIM	GP	G	A	PTS	PIM
1926-34	Maple Leafs	313	111	82	193	472	21	3	4	7	12

* Entire NHL career spent with Maple Leafs and St. Pats

BILL BARILKO

defence



BORN: MARCH 25, 1927 TIMMINS, ONTARIO

DECEASED: AUGUST 26, 1951

BANNER CEREMONY DATE: OCTOBER 17, 1992

Bill Barilko is entrenched in the Toronto Maple Leafs long list of Stanley Cup playoff heroes. He, more than all of the rest, however, is best remembered for a singular individual effort that capped a string of four Stanley Cup titles in five years. His diving, backhand shot eluded Montreal goaltender Gerry McNeil in overtime and gave the Maple Leafs the Stanley Cup in the fifth game of the 1951 Final series. All of the games during the tightly-contested Stanley Cup Final required overtime.


The euphoria of the championship would not last long as Barilko was killed at the age of 24 in a plane crash while on a fishing trip in northern Ontario in the offseason of 1951. In spite of the greatest search in Canada's northern history, the crash site was not discovered until 11 years later. Coincidentally, the Maple Leafs won their next Stanley Cup that same year in 1962.

Not known for his offensive prowess and without individual club records to his credit, Barilko was regarded as a hard-hitting, sturdy defender that was on the verge of stardom at the time of his death. Former teammate Howie Meeker was on the ice for Barilko's monumental goal and held him in high regard. "He was a heck of a hockey player. He would have been a hall of famer. There's no doubt in my mind. Every year he got better with the puck and he was a good defenceman—so tough. When he hit you, everything hurt."

As a 19-year old, he joined the Maple Leafs from their senior team, the Hollywood Wolves of the Pacific Coast Hockey League towards the end of the 1946-47 season and he never looked back. A devastating body-checker, "Bashin' Bill" helped the team win the Stanley Cup in each of his first three seasons plus the memorable 1951 showdown on a Saturday evening at Maple Leaf Gardens.

The Maple Leafs historically only retire numbers of distinguished players that have died or had their career shortened due to tragic or catastrophic circumstances while being a member of the team. Bill Barilko (5) and Irvine (Ace) Bailey (6) are the two represented in this special category and both have banners in their name at Air Canada Centre.

ALL STAR GAMES
1947 1948 1949



BASHIN' BILL

SEASONS	CLUB	REGULAR SEASON					PLAYOFFS				
		GP	G	A	PTS	PIM	GP	G	A	PTS	PIM
1946-51	Maple Leafs	252	26	36	62	456	47	5	7	12	104

* Entire NHL career spent with Maple Leafs

JOHNNY BOWER

goaltender



BORN: NOVEMBER 8, 1924 PRINCE ALBERT, SASKATCHEWAN

HONOURED BY LEAFS: MARCH 11, 1995

ALL-STAR TEAMS: FIRST ALL-STAR TEAM (1961)

TROPHIES: VEZINA TROPHY (1961), (1965 – SHARED WITH TERRY SAWCHUK), J.P. BICKELL MEMORIAL AWARD (1960, 1964, 1965)

HOCKEY HALL OF FAME INDUCTION: 1976

Johnny Bower is truly a man of great class and perhaps the most revered and recognizable Toronto Maple Leaf of all time. He carries himself with a high degree of humility and, to this day, his popularity spreads across many generations of Toronto Maple Leafs fans.

Over 12 seasons in Toronto, Bower registered a winning career record of 220-161-79 in 472 games played, a 2.51 goals against average, along with 33 shutouts. Bower captured four Stanley Cups (1962, 1963, 1964, 1967) with the Maple Leafs despite winning his final championship at the tender age of 42. Bower was 45 when he retired as a player in 1970, making him the oldest goalie to have played in the NHL and his 1,144 games between the NHL and AHL is a record for most games by a goaltender. After retiring as a player, he joined the team's front office as a scout until 1990.

Bower won the Vezina Trophy as the NHL's Top Goaltender in 1961 and then shared the trophy with Maple Leafs teammate Terry Sawchuk in 1965. Bower was an NHL First Team All-Star in 1961.

When the Maple Leafs acquired Bower in 1958, he was approaching 34 years of age. Bower also had an illustrious 11-season American Hockey League career prior to playing in the NHL. During Bower's career in the AHL with Cleveland and Providence, he won four Calder Cup championships (1948, 1951, 1953, 1956), won the Les Cunningham Award as the League's Most Valuable Player three consecutive seasons (1956, 1957, 1958), and won the Harry Hap Holmes Award as the league's Top Goaltender on three occasions. He is the AHL's record-holder for most wins (359), and shutouts (45).

Bower was inducted into the Hockey Hall of Fame in 1976 and was one of the first seven members inducted to the AHL Hall of Fame in 2006. The Etobicoke Sports Hall of Fame (in western Toronto), the Saskatchewan Sports Hall of Fame, and most recently, Canada's Walk of Fame have all enshrined Johnny Bower.

Bower joined the Canadian Army in 1940 and he served his country in England before his discharge in 1944.

ALL STAR GAMES



1962 1963 1964 1967

SEASONS	CLUB	REGULAR SEASON				PLAYOFFS			
GP	W-L-T	SO	AVG	GP	W-L	SO	AVG		
1958-70	Maple Leafs	472	220-161-79	33	2.51	74	35-34	5	2.47

* Toronto Maple Leafs statistics

WALTER (TURK) BRODA

goaltender



BORN: MAY 15, 1914 BRANDON, MANITOBA

DECEASED: OCTOBER 17, 1972

HONOURED BY LEAFS: MARCH 11, 1995

LEAFS ALL-TIME GOALTENDING LEADER: WINS (302), SHUT-OUTS (62), PLAYOFF GAMES (101), PLAYOFF WINS (60), PLAYOFF SHUTOUTS (13), REGULAR SEASON GAMES (629)

ALL-STAR TEAMS: FIRST ALL-STAR TEAM (1941, 1948), SECOND ALL-STAR TEAM (1942)

TROPHIES: VEZINA TROPHY (1941, 1948)

HOCKEY HALL OF FAME INDUCTION: 1967

A quick glance of the Maple Leafs' record book will certainly present the case that Walter (Turk) Broda is the most decorated goalie in team history. No other goalie in team history, during the regular season, has won more games (302) and recorded more shutouts (62) while playing in a team-high 629 games. His success as a champion, however, is measured by the marks set in Leafs' annals during 13 postseasons with the team.

Broda holds team goaltending records in the playoffs for most career games (101), wins (60), and shutouts (13) while backstopping the Leafs to five Stanley Cup titles which is the most by one netminder in club history. He was at his finest in the playoffs as his career goals against average of 1.98 in playoff competition was far superior to his 2.53 regular season mark. He held the league record for playoff shutouts until he was surpassed for top spot by Jacques Plante in 1970.

The always colourful goaltender was purchased by Conn Smythe for \$8,000 from the Detroit Red Wings and replaced George Hainsworth in 1936-37. It would be an astute move as Toronto reached the Stanley Cup Final in 1938, 1939, and 1940. Triumph finally came to the Leafs in 1942 as they overcame losses in the first three games to Detroit in the Final and became the first and only professional sports team to capture the championship crown after facing a three game deficit in a best-of-seven final series showdown. Broda was the backbone of the most successful dynasty in the long history of the franchise as the Leafs became the first NHL team to win three consecutive Stanley Cups to close out the 1940s. His final championship occurred in the Leafs' successful title run in 1951 when Toronto ousted the Canadiens as each game in the five-game series needed overtime.

Broda's playing 'resume' would have been even more impressive had he not missed the 1943-44 and 1944-45 seasons to join the military.

As one of the true characters in team history, the popular Broda ventured into coaching after his playing days and he would go on to lead the Toronto Marlboros to consecutive Memorial Cup wins in 1955 and 1956.

ALL STAR GAMES



1942 1947 1948 1949 1951

SEASONS	CLUB	REGULAR SEASON				PLAYOFFS			
GP	W-L-T	SO	AVG	GP	W-L	SO	AVG		
1936-43, 45-52	Maple Leafs	629	302-224-101	62	2.53	101	60-39	13	1.98

*Entire NHL career spent with Maple Leafs

TURK

CLANCY

7



FRANK (KING) CLANCY

defence



BORN: FEBRUARY 25, 1903 OTTAWA, ONTARIO

DECEASED: NOVEMBER 8, 1986

HONOURED BY LEAFS: NOVEMBER 21, 1995

ALL-STAR TEAMS: FIRST ALL-STAR TEAM (1931, 1934),
SECOND ALL-STAR TEAM (1932, 1933)

TROPHIES: J.P. BICKELL MEMORIAL AWARD (1972)

HOCKEY HALL OF FAME INDUCTION: 1958



King Clancy's exploits are traced to the very formation of Conn Smythe's Toronto Maple Leafs in the 1930s. With the Ottawa Senators in financial straits in 1930, Smythe seized the opportunity and acquired the established defenceman in one of the greatest transactions in team history. With Smythe's board of directors willing to offer two players and only \$25,000 of Ottawa's \$35,000 asking price, the Maple Leafs owner was determined to find a way to secure Clancy's services for his upstart hockey club. Smythe's run of luck, and smart racetrack gamble on his own horse, Rare Jewel, paved the way for Toronto to pay the balance of Ottawa's asking price. The win by the longshot filly holds a special place in Maple Leafs' lore.

Despite being one of the smallest defencemen to ever play in the National Hockey League, the aggressive Clancy never backed down from larger opponents. In just his second campaign in Toronto, and paired with Hap Day, Clancy helped the team win the 1932 Stanley Cup during the inaugural season of hockey at Maple Leaf Gardens. He was a First or Second team NHL All-Star four years in a row from 1930-31 to 1933-34, and he regularly placed among the top-scoring rearguards in the NHL.

Teaming with "The Kid Line" of Joe Primeau, Harvey (Busher) Jackson and Charlie Conacher, the Maple Leafs won three Canadian Division titles and were on their way to a fourth when Clancy retired in early 1936-37.


After his playing days, the colourful Clancy briefly coached the Montreal Maroons and he also was employed as a referee. He returned to coach the Maple Leafs from 1953 to 1956, then worked as an assistant general manager for Punch Imlach. The dedicated Irishman also served emergency stints behind Toronto's bench in 1966-67 and 1972-73.

Always popular with fans and media alike, the affable Clancy settled into a goodwill ambassador role for the Maple Leafs in his later years. All told, the beloved Clancy was associated with the Blue and White in some capacity for 56 years.

King Clancy has an NHL trophy named in his honour. It has been awarded annually since 1988 to "the player who best exemplifies leadership qualities on and off the ice and has made a noteworthy contribution to his community."

KING

ALL STAR
GAMES



CLARK

17



WENDEL CLARK

left wing



BORN: OCTOBER 25, 1966 KELVINGTON, SASKATCHEWAN

HONOURED BY LEAFS: NOVEMBER 22, 2008

LEAFS ALL-TIME LEADER: PLAYOFF GOALS (34)

ALL-STAR TEAMS: ALL-ROOKIE TEAM 1986

It didn't take long for the high expectations of Maple Leafs fans on NHL Draft day in 1985 to be realized. Chosen by the Maple Leafs with the first overall selection, Wendel Clark's truculent style and heavy wrist shot quickly endeared him to the Leafs' faithful starting just a few months later. In 1985-86, Clark established a club scoring record for rookies by registering a team-high 34 goals and his 'rough and tumble' approach was even on display in the NHL All-Star Game that same season. He was named to the NHL All-Rookie Team and he was second in voting for the Calder Trophy as NHL Rookie of the Year.


The native of Kelvington, Saskatchewan captained the Maple Leafs from 1991 to 1994 and set career highs in goals (46), assists (30) and points (76) during the 1993-94 season. During the Leafs stirring playoff runs to the 1993 and 1994 conference finals, Clark's accomplishments included; a conference final road hat trick in Game Six (1993) versus Los Angeles followed by two goals in Game Seven, two goals in Game Seven versus the Blues in the 1993 conference semi-finals, and two goals in both 'elimination games' (Game Six and Seven) of the 1994 conference semi-final's against the Sharks.

He was selected to the club's 'Top 25 Players List' during the team's 75th Anniversary Season in 2001-02.

In three stints, 608 games and 13 seasons spent with the club, the left-winger ranks among the Maple Leafs all-time leaders in points (16th, 441), goals (8th, 260), penalty minutes (3rd, 1535), playoff points (4th, 61) and playoff goals (1st, 34).

Clark announced his retirement as a player on June 29, 2000 and he is certainly one of the most beloved Toronto Maple Leafs over the past 25 years. On November 2, 2000, Clark was named a community representative for the organization. Along with Darryl Sittler, Clark represents the hockey club in all areas of Marketing, Community Relations, and Alumni Relations.

ALL STAR
GAMES



SEASONS	CLUB	REGULAR SEASON					PLAYOFFS				
		GP	G	A	PTS	PIM	GP	G	A	PTS	PIM
1930-37	Maple Leafs	286	52	78	130	383	37	6	6	12	54

* Toronto Maple Leafs statistics

SEASONS	CLUB	REGULAR SEASON					PLAYOFFS				
		GP	G	A	PTS	PIM	GP	G	A	PTS	PIM
1985-94, 96-98, 2000	Maple Leafs	608	260	181	441	1535	79	34	27	61	185

* Toronto Maple Leafs statistics

CHARLIE right wing CONACHER



BORN: DECEMBER 20, 1909 TORONTO, ONTARIO

DECEASED: DECEMBER 30, 1967

HONOURED BY LEAFS: FEBRUARY 28, 1998

ALL-STAR TEAMS: FIRST ALL-STAR TEAM (1934, 1935, 1936)
SECOND ALL-STAR TEAM (1932, 1933)

TROPHIES: ART ROSS TROPHY (1934, 1935)

HOCKEY HALL OF FAME INDUCTION: 1961

After taking control of the Toronto St. Pats in the back half of the 1920s, Major Conn Smythe's aspirations as founder and owner of the new Toronto Maple Leafs required a centerpiece player. For the team to perform to his high standards on the ice, and at the gate, Smythe needed Charlie Conacher. His signing paid instant dividends. Patrolling the right side up front, Charlie Conacher was the Maple Leafs first player worthy of superstar status in National Hockey League circles.

The former Toronto Marlboro is best remembered as the right-winger on the famous "Kid Line" along with Joe Primeau and Harvey (Busher) Jackson. The prolific trio dominated the NHL's scoring race during their prime and he was named either a First or Second Team All-Star at right wing from 1932 to 1936. Conacher led the team in goals during the regular season and the playoffs when the

Maple Leafs christened Smythe's new hockey palace, Maple Leaf Gardens, with a Stanley Cup championship in 1932. With Conacher and defenceman King Clancy leading the Blue and White charges, the club won the Canadian Division championship four times and the team played in five Stanley Cup Finals during the 1930s.

During a nine-year career with Toronto, Charlie Conacher led the National Hockey League in goals on five occasions and he led the circuit in points in 1934 and 1935.

Blessed with good size and a heavy shot, "The Big Bomber" captained the Maple Leafs in 1937-38. The NHL's best right-winger during the 1930s scored the first-ever goal by a Maple Leaf at Maple Leaf Gardens and he continued a torrid goal scoring pace on the way to becoming the first Maple Leaf to reach the 200 goal plateau.

Conacher ranks 13th on the club's all-time goals list (200). He is the only Maple Leaf in team history to record a three-goal game (10 times), a four-goal game (three times), and a five-goal game.

Charlie Conacher was the best hockey player in one of Canada's great athletic families. Brothers Roy, Charlie and Lionel are all members of the Hockey Hall of Fame, while Charlie's son, Peter, and Lionel's son, Brian, also played in the NHL.

THE BIG BOMBER

ALL STAR GAMES

1934 1937



SEASONS	CLUB	REGULAR SEASON					PLAYOFFS				
GP	G	A	PTS	PIM	GP	G	A	PTS	PIM		
1929-38	Maple Leafs	326	200	124	324	411	41	14	12	26	39

* Toronto Maple Leafs statistics

CLARENCE (HAP) DAY defence



BORN: JUNE 14, 1901 OWEN SOUND, ONTARIO

DECEASED: FEBRUARY 17, 1990

HONOURED BY LEAFS: OCTOBER 4, 2006

HOCKEY HALL OF FAME INDUCTION: 1961

Hap Day epitomized the pride of the Toronto Maple Leafs over a 33-year association with the hockey club. He has the distinction of being the only person to serve as the team's captain, coach and general manager.

While playing with the Maple Leafs predecessors, the Toronto St. Pats, Day played left wing on a line with Jack Adams and Babe Dye before being converted to a defenceman. An original Maple Leaf when the team was founded in February 1927, Day served as team captain for the first Stanley Cup winning team (1932) which came five months after the opening of Maple Leaf Gardens.

His 10-year term as team captain from 1927-28 to 1936-37 is the third-longest tenure in team history behind only George Armstrong and Mats Sundin. He tied an NHL record for defencemen on November 19, 1929 at Pittsburgh by scoring four goals in one game.

Day's legacy in Maple Leafs history is etched in the Original Six franchise's first half-century Stanley Cup coaching record book. Only Scotty Bowman (9) and Toe Blake (8) have coached their NHL teams to more Stanley Cup titles. As coach, Day's name can be found five times on the Stanley Cup by coaching the Blue and White to championships in 1942, 1945, 1947, 1948 and 1949 and he is the Maple Leafs all-time coaching leader in playoff wins with 49 and third in regular season wins with 259. The 1942 championship team is the only NHL Stanley Cup Final team to overcome a three-game deficit and remains only one of three teams to accomplish the feat in overall league playoff history. Under his guidance, the team's glory years that rounded out the 1940s marked the first time an NHL team claimed the Stanley Cup in three straight campaigns.

Interestingly enough, when Maple Leaf Gardens opened in 1931, the personable and outgoing Day operated a pharmacy located just west of the main entrance. He retired from the New York Americans and the NHL in 1938 and turned to refereeing for a couple of years before embarking on his highly successful career as bench boss of the Leafs. Day also served as Conn Smythe's assistant general manager in the 1950s.

ALL STAR GAMES

1934 1937

COACHING



SEASONS	CLUB	REGULAR SEASON					PLAYOFFS				
GP	G	A	PTS	PIM	GP	G	A	PTS	PIM		
1926-37	Maple Leafs	476	62	99	161	528	45	4	7	11	56

* Toronto Maple Leafs and St. Pats statistics (1926-27)

HAP



DOUG centre GILMOUR



BORN: JUNE 25, 1963 KINGSTON, ONTARIO

HONOURED BY LEAFS: JANUARY 31, 2009

LEAFS ALL-TIME LEADER: PLAYOFF ASSISTS (60),
PLAYOFF POINTS (77)

TROPHIES: FRANK J. SELKE TROPHY (1993), J.P. BICKELL
MEMORIAL AWARD (1993)

HOCKEY HALL OF FAME INDUCTION: 2011

Having won a Stanley Cup with Calgary in 1989, Doug Gilmour welcomed the opportunity to assume the lead role at both ends of the rink while playing closer to home in Toronto.

The Kingston, Ontario native joined the Blue and White from the Flames as the central figure in a 10-player trade, still the largest swap of players in the history of the league on January 2, 1992. He became a two-way force and a Hart Trophy (Most Valuable Player) candidate twice while capturing the Frank J. Selke Trophy (Top Defensive Forward) for the resurgent Maple Leafs in 1992-93. His outstanding achievements with Toronto include: establishing the team's career playoff points (77) and assists (60) records in just 52 playoff games, setting the team's single season records for points (127) and assists (95) in 1992-93 and tying a club record by recording six assists in one regular season game (Babe Pratt was the other).

Gilmour became the Maple Leafs most prolific point producer since Darryl Sittler by placing seventh and fourth, respectively, in NHL points in 1992-93 and 1993-94. The inclusion in the Top 10 in league scoring marked the first such occasion since Sittler accomplished the feat in 1979-80. He also holds the highest regular-season points-per-game average in Maple Leafs history (1.15) and fans will always remember the 1993 double overtime playoff goal on home ice against Curtis Joseph of the Blues and the club record 16 points in the 1994 playoff series against the Sharks.

The centreman succeeded Wendel Clark as team captain for three years starting in 1994. He made an indelible mark in the community by donating \$93 for each assist to the Children's Wish Foundation, and other local youth charities, during his run at the assist and point records in the Maple Leafs' record book from 1992 to 1994.

Gilmour was selected to the club's 'Top 25 Players List' during the team's 75th Anniversary Season in 2001-02.

He announced his retirement on September 8, 2003, six months after rejoining the Maple Leafs from the Montreal Canadiens at the NHL trade deadline.

Gilmour was presented with hockey's highest honour on November 14, 2011; induction to the Hockey Hall of Fame.

ALL STAR GAMES



SEASONS	CLUB	REGULAR SEASON					PLAYOFFS				
		GP	G	A	PTS	PIM	GP	G	A	PTS	PIM
1992-97, 2003	Maple Leafs	393	131	321	452	386	52	17	60	77	90

* Toronto Maple Leafs statistics



TIM HORTON defence



BORN: JANUARY 12, 1930 COCHRANE, ONTARIO

DECEASED: FEBRUARY 21, 1974

HONOURED BY LEAFS: NOVEMBER 21, 1995

LEAFS ALL-TIME LEADER: REGULAR SEASON GAMES BY
DEFENCEMAN (1185), REGULAR SEASON PENALTY MINUTES BY
DEFENCEMAN (1389), PLAYOFF GAMES BY DEFENCEMAN (97)

ALL-STAR TEAMS: FIRST ALL-STAR TEAM (1964, 1968, 1969),
SECOND ALL-STAR TEAM (1954, 1963, 1967)

TROPHIES: J.P. BICKELL MEMORIAL AWARD (1969)

HOCKEY HALL OF FAME INDUCTION: 1977

Opposition forwards experienced a great deal of angst when the schedule presented a matchup against the Toronto Maple Leafs and strongman, Tim Horton. During much of Horton's superb career in a Maple Leafs uniform, he was recognized as one of the strongest players in the game and one of the league's best defencemen.

A product of the Maple Leafs farm system, the St. Michael's College graduate was talented enough to rush the puck effectively and he possessed a very accurate slapshot from the point. Horton joined the Maple Leafs in 1952-53 for good after an apprenticeship with Pittsburgh in the American Hockey League. In just his second season in the National Hockey League, he was named a Second-Team All-Star. Horton and defence partner Allan Stanley later formed the backbone of a strong blueline corps that sipped from Lord Stanley's mug on four occasions during the 1960s.

Not surprisingly, Horton is the ultimate "Maple Leafs Ironman". He holds the franchise record for playing in 486 consecutive games from February 11, 1961 to February 4, 1968. Horton would compete in 1,185 games over parts of 20 seasons. He trails only George Armstrong on the team's lists for 'most seasons played' and 'most games played'. He ranks third among all-time team defencemen with 109 goals, 349 assists, and 458 points in the regular season. He was the first player to play in 1,000 games for Toronto.

Horton is 14th on the team's all-time regular season points list and 15th on the franchise's playoff points list with 41. No other defenceman has played in more playoff games than the 97 played by Horton. During the successful 1962 Stanley Cup title run, Horton led the entire team during the post season with 13 assists and 16 points in 12 games. Chicago centreman Stan Mikita was the only player to have more points that spring.

Born Miles Gilbert Horton, the hockey legend is perhaps best remembered today for his popular Tim Hortons coffee shops which he started during his playing days.

ALL STAR GAMES



SEASONS	CLUB	REGULAR SEASON					PLAYOFFS				
		GP	G	A	PTS	PIM	GP	G	A	PTS	PIM
1949-50, 51-70	Maple Leafs	1185	109	349	458	1389	97	9	32	41	135

* Toronto Maple Leafs statistics

KELLY

4



LEONARD (RED) KELLY centre



BORN: JULY 9, 1927 SIMCOE, ONTARIO

HONOURED BY LEAFS: OCTOBER 4, 2006

TROPHIES: LADY BYNG TROPHY (1961),
J.P. BICKELL MEMORIAL AWARD (1961)

HOCKEY HALL OF FAME INDUCTION: 1969

Red Kelly's talent and versatility were never more evident by the way he successfully converted to the centre position with Toronto after all-star service on the blue line of the Detroit Red Wings. After his arrival in 1960 from the Red Wings, Kelly's winning habits were a key ingredient in four Stanley Cup championships in eight seasons for the Toronto Maple Leafs. This championship total 'book-ended' the four he had already achieved in his celebrated tenure in the Motor City.

Upon his arrival to the Maple Leafs, trainer Tommy Naylor felt that Kelly should wear the number four since it was worn with great distinction earlier by Hap Day, Bob Davidson and Harry Watson. Naylor's instincts were on the mark. Thriving in his new role down the middle, Kelly accumulated the most playoff points (55) of any Maple Leaf during the dynasty of the 1960s. A three-time 20-goal man with Toronto, Kelly led the team in assists twice and he was an extremely effective pivot playing on a line with dynamic goal scorer, Frank Mahovlich.

Kelly, roundly recognized as one of the game's most honourable men, was a four-time recipient of the NHL's Lady Byng Trophy, including one captured in 1960-61 as a Maple Leaf. The trophy is in recognition for his sportsmanship and gentlemanly conduct.

Following in the footsteps of many Toronto standouts, Kelly would also make his mark in the club's all-time coaching register. In 1976, Maple Leaf followers will fondly recall Kelly's 'pyramid power' - an attempt to harness power by placing pyramids beneath their bench - during the club's postseason. His clubs would earn playoff berths in each of his four seasons behind the bench from 1973 to 1977 and they advanced to the second round on three of those occasions. He posted 133 regular season coaching wins which places him in a tie for fifth place with Pat Burns on the team's all-time wins list.

As a tribute to his contribution to the game, Kelly was elected to the Hall of Fame after only two seasons instead of the customary five seasons at that time. He also served two terms in Canada's Parliament (1962 to 1965) during his playing days with Toronto.

ALL STAR GAMES



SEASONS	CLUB
1960-67	Maple Leafs

REGULAR SEASON				
GP	G	A	PTS	PIM
470	119	232	351	74

PLAYOFFS				
GP	G	A	PTS	PIM
70	17	38	55	16

* Toronto Maple Leafs statistics

KENNEDY

9



TED (TEEDER) KENNEDY centre



BORN: DECEMBER 12, 1925 HUMBERSTONE, ONTARIO

DECEASED: AUGUST 25, 2009

HONOURED BY LEAFS: OCTOBER 3, 1993

LEAFS ALL-TIME LEADER: STANLEY CUP FINAL POINTS
(23 POINTS IN 26 GAMES PLAYED)

ALL-STAR TEAMS: SECOND ALL-STAR TEAM (1950, 1951, 1954)

TROPHIES: HART MEMORIAL TROPHY (1955),
J.P. BICKELL MEMORIAL AWARD (1953, 1955)

HOCKEY HALL OF FAME INDUCTION: 1966

During the 1940s, the backbone of the first team in NHL history to capture three consecutive Stanley Cups was Ted (Teeder) Kennedy. The Maple Leafs closed out the decade with championships in 1947, 1948 and 1949. Kennedy was the captain of the victorious 1949 and 1951 squads and his third period goal in Game Six of the 1947 Stanley Cup Final proved to be the game-winning goal against the Montreal Canadiens to start the dynasty.

Kennedy played 14 seasons in the NHL, all of them with the Toronto Maple Leafs. During the war period, Kennedy began his career in the 1942-43 season after the Maple Leafs acquired his rights from the Montreal Canadiens in exchange for Frankie Eddolls. Kennedy was the second-youngest player to wear the Toronto uniform and he would go on to serve as the Maple Leafs' team captain from 1948 to 1955, and again briefly in 1956-57 after coming out of retirement.

All-time among Maple Leafs players, he ranks eighth in assists, ninth in points, 10th in goals and 15th in games played. In the playoffs, he played 78 career games scoring 60 points (29 goals, 31 assists). Kennedy sits fourth in Maple Leafs all-time playoff goals and sixth in all-time playoff points. He led or tied the Leafs in playoff points on six occasions and he led the club in playoff goals in 1945 and 1948. Kennedy became only the second Maple Leaf (Babe Pratt the other in 1944) to claim the Hart Trophy as the NHL's Most Valuable Player in 1955 and he was selected three times to the NHL's Second All-Star Team (1950, 1951 and 1954).

On October 3, 1993 at Maple Leaf Gardens, Ted Kennedy and Syl Apps were the initial honourees chosen as part of the Maple Leafs new approach of honouring former greats with special banner raising ceremonies. Numerous other worthy Maple Leafs have been similarly saluted in proceeding seasons.

Maple Leafs founder Conn Smythe put it best when he aptly declared that Ted Kennedy was the greatest competitor in hockey and the 'quintessential' Toronto Maple Leaf.

ALL STAR GAMES



SEASONS	CLUB
1942-54, 56-57	Maple Leafs

REGULAR SEASON				
GP	G	A	PTS	PIM
696	231	329	560	432

PLAYOFFS				
GP	G	A	PTS	PIM
78	29	31	60	32

*Entire NHL career spent with Maple Leafs

TEEDER

27



FRANK MAHOVLICH

left wing



BORN: JANUARY 10, 1938 TIMMINS, ONTARIO

HONOURED BY LEAFS: OCTOBER 3, 2001

ALL-STAR TEAMS: FIRST ALL-STAR TEAM (1961, 1963),
SECOND ALL-STAR TEAM (1962, 1964, 1965, 1966)

TROPHIES: CALDER MEMORIAL TROPHY (1958)

HOCKEY HALL OF FAME INDUCTION: 1981

Longtime loyalists of the Blue and White are hard pressed to name a player that possessed the raw speed, finesse, size and power of left-winger Frank Mahovlich. "The Big M" began his National Hockey League career with the Toronto Maple Leafs in 1957-58 and he claimed the Calder Trophy as Rookie of the Year ahead of Chicago's legendary Bobby Hull. Mahovlich played 11 seasons for the Maple Leafs and was a member of four Stanley Cup winning teams in Toronto.

With Toronto, Mahovlich was selected to the year-end NHL All-Star Team six times, which is a club record shared with Borje Salming and Tim Horton. A consistent scorer, he led the Leafs in goals in each season from 1961 to 1966 and he led the club in points on five occasions. He became the first Maple Leaf to reach the 40-goal plateau (48 in 1961) and he earned 22 total points in his six combined Stanley Cup Final appearances under coach Punch Imlach. The strapping forward netted 55 career game-winning goals during the regular season, third best among all-time Maple Leafs.

The St. Michael's Majors product ranks among the Maple Leafs franchise all-time leaders in games played (13th), goals (6th-tie), assists (14th), and points (7th). He is tied for sixth on the club's playoff points list with 60 and his 36 career playoff assists are the most of any Maple Leafs' left-winger.

Mahovlich reached true superstar status in October 1962, when Jim Norris, owner of the Chicago Blackhawks, offered \$1 million for his services. After much fan outcry, the deal was turned down and Toronto captured three more Stanley Cups in the decade with the big winger in the fold.

Mahovlich was a member of Team Canada for the historic 1972 Summit Series against the Soviet Union. In 1974, and after tenures in Detroit and Montreal, Mahovlich joined the Toronto Toros of the World Hockey Association, and then retired from professional hockey in 1978.

Mahovlich was made a Member of the Order of Canada in 1994, and in 1998 in recognition of his class on and off the ice, he was appointed to the Canadian Senate by then Prime Minister Jean Chretien.

ALL STAR GAMES



THE BIG M

SEASONS	CLUB
1957-68	Maple Leafs

* Toronto Maple Leafs statistics

REGULAR SEASON					
GP	G	A	PTS	PIM	
720	296	301	597	782	

PLAYOFFS					
GP	G	A	PTS	PIM	
84	24	36	60	135	

21



BORJE SALMING

defence



BORN: APRIL 17, 1951 KIRUNA, SWEDEN

HONOURED BY LEAFS: OCTOBER 4, 2006

LEAFS ALL-TIME LEADER: ASSISTS (620), GOALS BY DEFENCE-
MAN (148), POINTS BY DEFENCEMAN (768), PLAYOFF ASSISTS BY
DEFENCEMAN (37), PLAYOFF POINTS BY DEFENCEMAN (49)ALL-STAR TEAMS: FIRST ALL-STAR TEAM (1977)
SECOND ALL-STAR TEAM (1975, 1976, 1978, 1979, 1980)

HOCKEY HALL OF FAME INDUCTION: 1996

Borje Salming was a hockey pioneer in the truest sense of the word. His ascension to prominence in 1973 paved the way for European players to play in North America in subsequent seasons and he proved to be a courageous, durable two-way defenceman in a physical era when he first joined the National Hockey League.

Salming was signed as a free agent by the Toronto Maple Leafs on May 3, 1973, and by the end of his first season in 1973-74, he was on his way to stardom in North America. The defenceman scored 39 points (five goals, 34 assists) in 76 games during his rookie year. Not only blessed with outstanding hockey talent, Salming forged an outstanding 16-year career in Toronto through determination and a strong will.

Salming remains as one of the franchise's all-time leaders in many statistical categories including: First in assists (620), fourth in points (768), third in games played (1,099), fifth in penalty minutes (1,292), and 12th in playoff points (49). Among all-time club defencemen, he is first in goals (148), assists and points. By reaching the 1,000 NHL game plateau, he became the first European-trained player in league history to reach the milestone.

The two-time runner-up for the James Norris Trophy (NHL's best defenceman) was named to the NHL Second All-Star Team five times and the First-Team once. The six All-Star selections is a team-high mark shared by only Frank Mahovlich and Tim Horton. Salming achieved the feat in six consecutive seasons while sharing the limelight with accomplished NHL defencemen such as Bobby Orr, Brad Park, Larry Robinson and Denis Potvin.

Salming also enjoyed a decorated international hockey career outside of his long NHL service and, in 1996, he became the first Swedish-born player inducted into the Hockey Hall of Fame.

ALL STAR GAMES



SEASONS	CLUB
1973-89	Maple Leafs

* Toronto Maple Leafs statistics

REGULAR SEASON					
GP	G	A	PTS	PIM	
1099	148	620	768	1292	

PLAYOFFS					
GP	G	A	PTS	PIM	
81	12	37	49	91	

SITTLER
27



DARRYL SITTLER

centre



BORN: SEPTEMBER 18, 1950 KITCHENER, ONTARIO

HONOURED BY LEAFS: FEBRUARY 8, 2003

ALL-STAR TEAMS: SECOND ALL-STAR TEAM (1978)

LEAFS LEADER: HAT TRICKS (18), LONGEST POINT STREAK (18 GAMES-TIE), GOALS IN A GAME (6), POINTS IN A GAME (10)

HOCKEY HALL OF FAME INDUCTION: 1989

Darryl Sittler's heroics on a very competitive hockey club in the 1970s created heartwarming memories for legions of Toronto Maple Leafs fans, memories that remain to this day.

The centreman is remembered for two of the most historic performances in the history of the National Hockey League. On February 7, 1976, the captain scored six goals and added four assists for an NHL record total of 10 points in a game versus the Boston Bruins at Maple Leaf Gardens. That spring, the team leader also joined Maurice Richard and Newsy Lalonde in hockey history by tying a league record with five goals in a playoff win against the Philadelphia Flyers. In September of that same year, Sittler also scored on a dramatic, individual effort as Team Canada defeated Czechoslovakia in overtime to capture the 1976 Canada Cup at the Forum in Montreal.

Sittler was Toronto's first choice, eighth overall, in the 1970 Amateur Draft and, later that autumn, he would embark on a career that would lead him, at the time, ahead of Dave Keon to the top of the Leafs' all-time points list, and goal scoring list. In 844 games with Toronto he recorded 389 goals and 527 assists for 916 points. In the team record book, he currently ranks; ninth in games played, second in goals, third in assists, second in points, sixth in game-winning goals, first in hat tricks (18), fourth in playoff points (65), seventh in playoff goals (25-tied) and second in playoff assists (40). In 1977-78, he amassed career-highs in points (117), goals (45), assists (72) and penalty minutes (100). Sittler became the first Maple Leaf to crack the 100-point barrier in a single season while playing the pivot on a dynamic, high-scoring line with wingers Lanny McDonald and Errol Thompson during the mid-seventies. He would lead the club in points for eight consecutive seasons from 1973 to 1980.

After Sittler's playing career, he returned to the organization on August 8, 1991 and he continues to represent the Maple Leafs in the areas of Marketing, Community Relations, and Alumni Relations.


ALL STAR GAMES



SEASONS	CLUB	REGULAR SEASON					PLAYOFFS				
GP	G	A	PTS	PIM	GP	G	A	PTS	PIM		
1970-82	Maple Leafs	844	389	527	916	763	64	25	40	65	120

* Toronto Maple Leafs statistics

SUNDIN
13



MATS SUNDIN

centre



BORN: FEBRUARY 13, 1971 BROMMA, SWEDEN

HONOURED BY LEAFS: FEBRUARY 11, 2012

LEAFS ALL-TIME LEADER: REGULAR SEASON GOALS (420), REGULAR SEASON POINTS (987), REGULAR SEASON OT GOALS (14), GAME-WINNING GOALS (79), 20-GOAL SEASONS (13), 30 GOAL SEASONS (10), REGULAR SEASON GAMES AS CAPTAIN (776)

ALL-STAR TEAMS: SECOND ALL-STAR TEAM (2002, 2004)

HOCKEY HALL OF FAME INDUCTION: 2012

Mats Sundin was the face of the Toronto Maple Leafs during a transitional era for the franchise. The captain's presence at the farewell of historic Maple Leaf Gardens and the christening of the new Air Canada Centre rank high among many of the lasting impressions he made during his time spent in Toronto from 1995 to 2008.

The centreman surpassed numerous Leafs legends to establish new marks throughout the team record book. The model of consistency became the franchise's all-time leader in goals and points in the same game on October 11, 2007. He holds the club records for most 20-goal seasons (13) and 30-goal seasons (10). Sundin also scored 20 or more goals for 17 consecutive NHL seasons when combined with his four seasons in Quebec. Overall, the prolific on-ice leader and off-ice ambassador played in 981 career games for the Blue and White, registering 420 goals, 567 assists and 987 points. Sundin was selected to the club's 'Top Twenty-Five Players List' during the team's 75th Anniversary Season in 2001-02. He captained the team for 11 seasons (1997-2008) and was named an NHL Second-Team All-Star in 2001-02 and 2003-04. Sundin was at the forefront of the Leafs attack throughout numerous playoff runs. He led eight Leafs teams to the playoffs in 13 seasons with five teams advancing to the second round and two earning third round berths.

The Bromma, Sweden native was a three-time Olympian (1998, 2002, 2006) and captained his team to the gold medal in the 2006 Winter Games. Sundin was often at his best playing against the game's top players in international tournaments. A Canada Cup All-Star in 1991 and World Cup All-Star in 1996, he played in two World Cups, and seven World Championships.

Sundin's coach for seven seasons in Toronto, Pat Quinn said that coaching him was the "easiest" task of his years behind the bench. "Mats didn't have a selfish bone in his body. He had a rare and enviable combination of talent, competitiveness and humility," said Quinn.

"There is no question that Mats ranks among all the great captains in Leafs history. He was the most unselfish player I ever coached in the NHL. I can't remember too many players - let alone stars - that showed as much excitement when a teammate scored as when he scored. Rarely, did I have the privilege of coaching a player that cared so deeply and emotionally about his teammates. That's what made Mats so great. He was the ultimate professional."

ALL STAR GAMES



SEASONS	CLUB	REGULAR SEASON					PLAYOFFS				
GP	G	A	PTS	PIM	GP	G	A	PTS	PIM		
1995-08	Maple Leafs	981	420	567	987	748	77	32	38	70	66

* Toronto Maple Leafs statistics

TOP 25 LEAFS OF ALL-TIME

The 'Top 25 Players List' was unveiled by the Original Six franchise on September 30, 2001. Compiled by a committee of hockey experts, the list honoured the players who made lasting contributions in the Blue and White.

The voting committee was established for the purpose of gaining selections from individuals that watched thousands of Toronto Maple Leafs games. The 14 person committee at the time consisted of longtime hockey writers, Milt Dunnell, George Gross, Scott Morrison, John Iaboni, Frank Orr and Brian McFarlane; broadcasters Joe Bowen, Howie Meeker and Harry Neale; television producer Mark Askin; NHL executive and former Maple Leafs' general manager Jim Gregory; hockey publisher Dan Diamond; and representatives of two distinguished hockey families, Tommy Smythe and Frank Selke, Jr.

The committee was not asked to rank the players or select the best players at each position. Based on final voting from the committee, the following players were recognized as "The Top 25 Players" in franchise history.

SYL APPS: Captain and Calder Trophy winner averaged a point a game and played on three Stanley Cup winners.

GEORGE ARMSTRONG: Longest-serving captain played in the most career games as a Maple Leaf and won four Stanley Cups.

MAX BENTLEY: Member of three Stanley Cup teams and was inducted in 1966 to the Hall of Fame.

JOHNNY BOWER: Four-time winner of the Stanley Cup is second on the club's wins and games played list.

WALTER 'TURK' BRODA: Five-time Cup winner is Leafs all-time leader in wins, shutouts and games played in goal.

FRANK 'KING' CLANCY: Served the Leafs as a First-Team All-Star twice and later as coach.

WENDEL CLARK: Captain leads all Maple Leafs in career playoff goals.

CHARLIE CONACHER: Captain and a member of Leafs' first Stanley Cup winner led NHL in scoring in consecutive seasons.

CLARENCE 'HAP' DAY: The only man to serve as captain, coach and general manager for the club.

DOUG GILMOUR: Captain and Selke Trophy winner leads all Maple Leafs in career playoff points.

REGINALD 'RED' HORNER: Captain was elected to the Hall of Fame in 1965.

TIM HORTON: Second on the team's all-time games played list and an NHL First Team All-Star three times.

HARVEY 'BUSHY' JACKSON: Member of the 'Kid Line' of the 1930's and the only Leaf to be named to the NHL First All-Star Team four times.

LEONARD 'RED' KELLY: A four-time Stanley Cup champion and the leading point producer in the playoffs during the 1960's.

TED 'TEEDER' KENNEDY: Captain played on five Stanley Cup winners and one of only two Leafs to win the Hart Trophy (1955).

DAVE KEON: Captain is the only Leaf winner of the Conn Smythe Trophy (1967) and third on the club's all-time points list.

FRANK MAHOVLICH: Calder Trophy winner played on four Stanley Cup winners.

LANNY McDONALD: Recorded three straight seasons of 40 or more goals.

BOB PULFORD: Eighth on Leafs all-time point list and seventh in games played.

BORJE SALMING: The club's all-time assist leader and either an NHL First or Second Team All-Star on six occasions.

DARRYL SITTLER: Captain is second on the franchise's all-time points and goals list. He's the NHL record-holder for most points in a game with 10.

ALLAN STANLEY: A three-time Second Team All-Star was a member of four Stanley Cup teams.

MATS SUNDIN: Captain is the club leader in points, goals, and game-winners and led the team in points 12 times. The fastest Maple Leaf to reach the 500-point plateau.

JIM THOMSON: Captain played on four Stanley Cup winning teams and was a Second Team All-Star twice.

RICK VAIVE: Captain recorded three straight 50-goals seasons and was the first to hit the 50-goal mark.



WE BELIEVE OVERTIME MEANS THERE IS TIME FOR ONE MORE COLD ONE.

SERVING UP 119 TAPS WITH OVER 36 BEER SELECTIONS



CALL 416-815-7325 (REAL) TO BOOK YOUR SPOT TODAY!

MAPLE LEAF SQUARE | ACROSS FROM AIR CANADA CENTRE | REALSPORTS.CA

PLAYOFF HISTORY

PAGES

398 - 453





EASTERN CONFERENCE QUARTER FINAL 2013 Playoffs – Leafs vs. Boston Bruins

Summary for MAPLE LEAFS: Won: 3 Lost: 4

at TORONTO MAPLE LEAFS

Date	Team	Opponent	Attend
12 May '13	Maple Leafs 2	Bruins 1	19,591
08 May '13 *	Maple Leafs 3	Bruins 4	19,708
06 May '13	Maple Leafs 2	Bruins 5	19,746

Goalenders
Reimer vs Rask
Reimer vs Rask
Reimer vs Rask

W Goal
Phil Kessel
David Krejci
Nathan Horton

at BOSTON BRUINS

Date	Team	Opponent	Attend
13 May '13 *	Maple Leafs 4	Bruins 5	17,565
10 May '13	Maple Leafs 2	Bruins 1	17,565
04 May '13	Maple Leafs 4	Bruins 2	17,565
01 May '13	Maple Leafs 1	Bruins 4	17,565

Goalenders
Reimer vs Rask
Reimer vs Rask
Reimer vs Rask
Reimer vs Rask

W Goal
Patrice Bergeron
Clarke MacArthur
Phil Kessel
Nathan Horton

* - Overtime ** - Shootout

Goals by Period:	1st	2nd	3rd	OT	Total	Shots by Period:	1st	2nd	3rd	OT	Total
MAPLE LEAFS	4	6	8	0	18	MAPLE LEAFS	78	79	64	13	234
BRUINS	4	9	7	2	22	BRUINS	80	91	88	14	273


INDIVIDUAL SCORING

MAPLE LEAFS	GP	G	A	P	+	-	PIM	PP	SH	GW	GT	EN	S	5%
James van Riemsdyk	7	2	5	7	-1	4	1	0	0	0	0	0	33	6.1
Phil Kessel	7	4	2	6	3	2	1	0	2	0	0	0	29	13.8
Cody Franson	7	3	3	6	0	0	1	0	0	0	0	0	15	20.0
Jake Gardiner	6	1	4	5	-3	0	1	0	0	0	0	0	9	11.1
Joffrey Lupul	7	3	1	4	-1	4	1	0	0	0	0	0	27	11.1
Nazem Kadri	7	1	3	4	-5	10	0	0	0	0	0	0	14	7.1
Clarke MacArthur	5	2	1	3	-1	2	0	0	1	0	0	0	7	28.6
Dion Phaneuf	7	1	2	3	-6	6	0	0	0	0	0	0	16	6.2
Tyler Bozak	5	1	1	2	0	4	0	1	0	0	0	0	13	7.7
Mikhail Grabovski	7	0	2	2	-10	2	0	0	0	0	0	0	16	0.0
Matt Frattin	6	0	2	2	-1	0	0	0	0	0	0	0	12	0.0
Carl Gunnarsson	7	0	1	1	-7	0	0	0	0	0	0	0	7	0.0
Nikolai Kulemin	7	0	1	1	-9	0	0	0	0	0	0	0	9	0.0
Mark Fraser	4	0	1	1	-1	7	0	0	0	0	0	0	4	0.0
Ryan Hamilton	2	0	1	1	0	0	0	0	0	0	0	0	3	0.0
Leo Komarov	7	0	0	0	0	17	0	0	0	0	0	0	5	0.0
Jay McClement	7	0	0	0	-4	0	0	0	0	0	0	0	4	0.0
Colton Orr	7	0	0	0	-1	18	0	0	0	0	0	0	4	0.0
Ryan O'Byrne	6	0	0	0	2	4	0	0	0	0	0	0	0	0.0
John-Michael Liles	4	0	0	0	4	2	0	0	0	0	0	0	3	0.0
Joe Colborne	2	0	0	0	0	0	0	0	0	0	0	0	3	0.0
Michael Kostka	1	0	0	0	-3	0	0	0	0	0	0	0	0	0.0
Frazer McLaren	1	0	0	0	0	2	0	0	0	0	0	0	1	0.0
Power Play: 5-21 23.8% / Penalty Killing: 17-20 85.0%														

BRUINS	GP	G	A	P	+	-	PIM	PP	SH	GW	GT	EN	S	5%
David Krejci	7	5	8	13	9	4	1	0	1	1	1	1	116	31.2
Milan Lucic	7	2	7	9	9	6	0	0	0	0	0	0	16	12.5
Zdeno Chara	7	1	7	8	6	10	0	0	0	0	0	0	25	4.0
Nathan Horton	7	4	3	7	11	0	1	0	2	0	0	0	14	28.6
Patrice Bergeron	7	3	1	4	2	4	1	0	1	1	1	0	32	9.4
Jaromir Jagr	7	0	4	4	-1	2	0	0	0	0	0	0	25	0.0
Brad Marchand	7	0	3	3	0	4	0	0	0	0	0	0	17	0.0
Johnny Boychuk	7	2	0	2	0	2	0	0	0	0	0	0	22	9.1
Daniel Paille	7	1	1	2	-1	0	0	1	0	0	0	0	7	14.3
Wade Redden	5	1	1	2	2	0	0	0	0	0	0	0	9	11.1
Adam McQuaid	7	1	0	1	3	2	0	0	0	0	0	0	3	33.3
Rich Peverley	6	1	0	1	-3	6	0	0	0	0	0	0	9	11.1
Matt Bartkowski	2	1	0	1	-1	0	0	0	0	0	0	0	4	25.0
Gregory Campbell	7	0	1	1	1	6	0	0	0	0	0	0	8	0.0
Tyler Seguin	7	0	1	1	-1	2	0	0	0	0	0	0	29	0.0
Dennis Seidenberg	7	0	1	1	0	0	0	0	0	0	0	0	12	0.0
Chris Kelly	7	0	0	0	-4	7	0	0	0	0	0	0	6	0.0
Shawn Thornton	7	0	0	0	0	5	0	0	0	0	0	0	8	0.0
Andrew Ference	4	0	0	0	0	2	0	0	0	0	0	0	7	0.0
Dougie Hamilton	3	0	0	0	0	0	0	0	0	0	0	0	2	0.0
Kaspars Daugavins	1	0	0	0	0	0	0	0	0	0	0	0	2	0.0
Power Play: 3-20 15.0% / Penalty Killing: 16-21 76.2%														

MAPLE LEAFS	GP	Min	W-L-OT	SO	GA	SA	SV	GAA	SV%
James Reimer	7	438	3-4-0	0	21	272	251	2.87	.923

BRUINS	GP	Min	W-L-OT	SO	GA	SA	SV	GAA	SV%
Tuukka Rask	7	433	4-3-0	0	18	234	216	2.49	.923



ALL-TIME PLAYOFF SCORING & GAME RESULTS

1918 TORONTO ARENAS

NHL FINAL (O'BRIEN CUP)

PLAYER	POS	GP	G	A	PTS	PIM				
Harry Meeking	L	2	3	0	3	6				
Rusty Crawford	L	2	2	1	3	9				
Harry Cameron	D	2	1	2	3	0				
Harry Mummery	D	2	1	1	2	17				
Reg Noble	C/D	2	1	1	2	9				
Ken Randall	R/D	2	1	1	2	12				
Jack Adams	C	2	1	0	1	6				
Alf Skinner	R	2	0	1	1	9				
Corb Dennerly	C	2	0	0	0	3				
Hap Holmes	G	2	0	0	0	0				
PLAYER	POS	GP	W	L	T/O	GA	GAA	SO	PIM	MIN
Hap Holmes	G	2	1	1	0	7	3.50	0	0	120

STANLEY CUP FINAL

PLAYER	POS	GP	G	A	PTS	PIM			
Alf Skinner	R	5	8	2	10	18			
Harry Mummery	D	5	0	6	6	21			
Harry Cameron	D	5	3	1	4	12			
Corb Dennerly	C	5	3	1	4	0			
Reg Noble	C/D	5	2	1	3	12			
Harry Meeking	L	5	1	2	3	18			
Ken Randall	R/D	5	1	0	1	21			
Hap Holmes	G	5	0	0	0	0			
PLAYER	POS	GP	W	L	GA	GAA	SO	PIM	MIN
Hap Holmes	G	5	3	2	21	4.20	0	0	300

1921 TORONTO ST. PATRICKS

NHL FINAL (O'BRIEN CUP)

PLAYER	POS	GP	G	A	PTS	PIM				
Harry Cameron	D	2	0	0	0	2				
Sprague Cleghorn	D	1	0	0	0	0				
Corb Denneny	C	2	0	0	0	4				
Babe Dye	R	2	0	0	0	7				
Jake Forbes	G	2	0	0	0	0				
Reg Noble	C/D	2	0	0	0	0				
Ken Randall	R/D	2	0	0	0	11				
Rod Smylie	L/R	2	0	0	0	0				
Billy Stuart	D	2	0	0	0	0				
PLAYER	POS	GP	W	L	T/O	GA	GAA	SO	PIM	MIN
Jake Forbes	G	2	0	2	0	7	3.50	0	0	120

1922 TORONTO ST. PATRICKS

NHL FINAL (O'BRIEN CUP)

PLAYER	POS	GP	G	A	PTS	PIM				
Babe Dye	R	2	2	0	2	2				
Billy Stuart	D	2	1	1	2	0				
Harry Cameron	D	2	0	2	2	8				
Corb Dennerly	C	2	1	0	1	0				
Ken Randall	R/D	2	1	0	1	4				
Lloyd Andrews	L	2	0	0	0	0				
Reg Noble	C/D	2	0	0	0	12				
John Ross Roach	G	2	0	0	0	0				
Rod Smylie	L/R	1	0	0	0	2				
Ted Stackhouse	D	1	0	0	0	0				
PLAYER	POS	GP	W	L	T/O	GA	GAA	SO	PIM	MIN
John Ross Roach	G	2	1	0	1	4	2.00	1	0	120

STANLEY CUP FINAL

PLAYER	POS	GP	G	A	PTS	PIM			
Babe Dye	R	5	9	1	10	3			
Corb Denneny	C	5	3	2	5	2			
Rod Smylie	L/R	5	1	3	4	0			
Lloyd Andrews	L	5	2	0	2	3			
Billy Stuart	D	5	0	2	2	6			
Harry Cameron	D	4	0	2	2	14			
Ken Randall	R/D	4	1	0	1	22			
Reg Noble	C/D	5	0	1	1	9			
Eddie Gerard	L/D	1	0	0	0	0			
Ted Stackhouse	D	4	0	0	0	0			
John Ross Roach	G	5	0	0	0	0			
PLAYER	POS	GP	W	L	GA	GAA	SO	PIM	MIN
John Ross Roach	G	5	3	2	9	1.77	1	0	305

GP DATE OPPONENT RESULT

1	Mar 11	Montreal	7-3 W
2	Mar 13	@ Montreal	3-4 L
*TORONTO WON TOTAL-GOALS NHL FINAL 10-6			
3	Mar 20	Van. Millionaires	5-3 W
4	Mar 23	Van. Millionaires	4-6 L
5	Mar 26	Van. Millionaires	6-3 W
6	Mar 28	Van. Millionaires	1-8 L
7	Mar 30	Van. Millionaires	2-1 W
**TORONTO WON BEST-OF-FIVE STANLEY CUP FINAL 3-2			

* From 1917-18 to 1926-27, the O'Brien Cup was awarded to the NHL Champions.

** From 1917-18 to 1920-21, the NHL Champions played the PCHA Champions for the Stanley Cup.

GP DATE OPPONENT RESULT

1	Mar 10	@ Ottawa	0-5 L
2	Mar 14	Ottawa	0-2 L
OTTAWA WON TOTAL-GOALS NHL FINAL 7-0			

GP DATE OPPONENT RESULT

1	Mar 11	Ottawa	5-4 W
2	Mar 13	@ Ottawa	0-0 T
TORONTO WON TOTAL-GOALS NHL FINAL 5-4			
3	Mar 17	Van. Millionaires	3-4 L
4	Mar 20	Van. Millionaires	2-1 W
5	Mar 23	Van. Millionaires	0-3 L
6	Mar 25	Van. Millionaires	6-0 W
7	Mar 28	Van. Millionaires	5-1 W
*TORONTO WON BEST-OF-FIVE STANLEY CUP FINAL 3-2			

* From 1921-22 to 1925-26, the NHL Champions played the PCHA/WCHL Champions for the Stanley Cup.

ALL-TIME PLAYOFF SCORING & GAME RESULTS

1925 TORONTO ST. PATRICKS

PLAYER	POS	GP	G	A	PTS	PIM				
Jack Adams	C	2	1	0	1	7				
Bert McCaffrey	R/D	2	1	0	1	4				
Bert Corbeau	D	2	0	0	0	10				
Hap Day	D	2	0	0	0	0				
Babe Dye	R	2	0	0	0	0				
Albert Holway	D	2	0	0	0	0				
Mike Neville	C	2	0	0	0	0				
Reg Reid	L	2	0	0	0	0				
John Ross Roach	G	2	0	0	0	0				
Rod Smylie	L/R	1	0	0	0	0				
PLAYER	POS	GP	W	L	T/O	GA	GAA	SO	PIM	MIN
John Ross Roach	G	2	0	2	0	5	2.50	0	0	120

1929

PLAYER	POS	GP	G	A	PTS	PIM				
Andy Blair	C	4	3	0	3	2				
Ace Bailey	R	4	1	2	3	4				
Art Smith	D	4	1	1	2	8				
Hap Day	D	4	1	0	1	4				
Red Horner	D	4	1	0	1	2				
Eric Pettinger	L/C	4	1	0	1	8				
Danny Cox	L	4	0	1	1	4				
Lorne Chabot	G	4	0	0	0	0				
Baldy Cotton	L	4	0	0	0	2				
Art Duncan	D	4	0	0	0	4				
Alex Gray	R	4	0	0	0	0				
George Horne	R	4	0	0	0	4				
PLAYER	POS	GP	W	L	T/O	GA	GAA	SO	PIM	MIN
Lorne Chabot	G	4	2	2	0	5	1.24	0	0	242

1931

PLAYER	POS	GP	G	A	PTS	PIM				
Hap Day	D	2	0	3	3	7				
Ace Bailey	R	2	1	1	2	0				
Andy Blair	C	2	1	0	1	0				
King Clancy	D	2	1	0	1	0				
Charlie Conacher	R	2	0	1	1	0				
Lorne Chabot	G	2	0	0	0	0				
Baldy Cotton	L	2	0	0	0	2				
Art Duncan	D	1	0	0	0	0				
Bob Gracie	C/L	2	0	0	0	0				
Red Horner	D	2	0	0	0	4				
Busher Jackson	L	2	0	0	0	0				
Alex Levinsky	D	2	0	0	0	0				
Joe Primeau	C	2	0	0	0	0				
PLAYER	POS	GP	W	L	T/O	GA	GAA	SO	PIM	MIN
Lorne Chabot	G	2	0	1	1	4	1.73	0	0	139

1932

PLAYER	POS	GP	G	A	PTS	PIM				
Charlie Conacher	R	7	6	2	8	6				
Busher Jackson	L	7	5	2	7	13				
Hap Day	D	7	3	3	6	6				
Joe Primeau	C	7	0	6	6	2				
Frank Finnigan	R	7	2	3	5	8				
Bob Gracie	C/L	7	3	1	4	0				
Andy Blair	C	7	2	2	4	6				
Baldy Cotton	L	7	2	2	4	8				
Red Horner	D	7	2	2	4	20				
King Clancy	D	7	2	1	3	14				
Ace Bailey	R	7	1	0	1	4				
Harold Darragh	L	7	0	1	1	2				
Lorne Chabot	G	7	0	0	0	0				
Alex Levinsky	D	7	0	0	0	6				
Earl Miller	L	7	0	0	0	0				
Fred Robertson	D	7	0	0	0	0				
PLAYER	POS	GP	W	L	T/O	GA	GAA	SO	PIM	MIN
Lorne Chabot	G	7	5	1	1	15	2.05	0	0	438

GP DATE OPPONENT RESULT

1	Mar 11	@ Montreal	2-3 L
2	Mar 13	Montreal	0-2 L
MONTREAL WON TOTAL-GOALS NHL SEMI-FINAL 5-2			

GP DATE OPPONENT RESULT

1	Mar 19	@ Det. Cougars	3-1 W
2	Mar 21	Det. Cougars	4-1 W
TORONTO WON TOTAL-GOALS QUARTER-FINAL 7-2			
3	Mar 24	@ NY Rangers	0-1 L
4	Mar 26	NY Rangers	1-2 L (OT)
NY RANGERS WON BEST-OF-THREE SEMI-FINAL 2-0			

GP DATE OPPONENT RESULT

1	Mar 24	Chicago	2-2 T
2	Mar 26	@ Chicago	1-2 L (OT)
CHICAGO WON TOTAL-GOALS QUARTER-FINAL 4-3			

GP DATE OPPONENT RESULT

1	Mar 27	@ Chicago	0-1 L
2	Mar 29	Chicago	6-1 W
TORONTO WON TOTAL-GOALS QUARTER-FINAL 6-2			
3	Mar 31	@ Mtl. Maroons	1-1 T
4	Apr 2	Mtl. Maroons	3-2 W (OT)
TORONTO WON TOTAL-GOALS SEMI-FINAL 4-3			

5	Apr 5	@ NY Rangers	6-4 W
*6	Apr 7	@ NY Rangers	6-2 W
7	Apr 9	NY Rangers	6-4 W
TORONTO WON BEST-OF-FIVE FINAL 3-0			

* Game played in Boston, MA due to circus being booked at Madison Square Garden in New York.

ALL-TIME PLAYOFF SCORING & GAME RESULTS

1933

PLAYER	POS	GP	G	A	PTS	PIM				
Ken Doraty	F	9	5	0	5	2				
Busher Jackson	L	9	3	1	4	2				
Charlie Sands	C/R	9	2	2	4	2				
King Clancy	D	9	0	3	3	14				
Baldy Cotton	L	9	0	3	3	6				
Charlie Conacher	R	9	1	1	2	10				
Bill Thoms	C	9	1	1	2	4				
Andy Blair	C	9	0	2	2	4				
Red Horner	D	9	1	0	1	10				
Alex Levinsky	D	9	1	0	1	14				
Ace Bailey	R	8	0	1	1	4				
Hap Day	D	9	0	1	1	21				
Bob Gracie	C/L	9	0	1	1	0				
Joe Primeau	C	8	0	1	1	4				
Buzz Boll	L	1	0	0	0	0				
Lorne Chabot	G	9	0	0	0	0				
PLAYER	POS	GP	W	L	T/O	GA	GAA	SO	PIM	MIN
Lorne Chabot	G	9	4	5	0	18	1.57	2	0	686

GP	DATE	OPPONENT	RESULT
1	Mar 25	@ Boston	1-2 L (OT)
2	Mar 28	@ Boston	1-0 W (OT)
3	Mar 30	Boston	1-2 L (OT)
4	Apr 1	Boston	5-3 W
5	Apr 3	Boston	1-0 W (OT)
TORONTO WON BEST-OF-FIVE SEMI-FINAL 3-2			
6	Apr 4	@ NY Rangers	1-5 L
7	Apr 8	NY Rangers	1-3 L
8	Apr 11	NY Rangers	3-2 W
9	Apr 13	NY Rangers	0-1 L (OT)
NY RANGERS WON BEST-OF-FIVE FINAL 3-1			

1934

PLAYER	POS	GP	G	A	PTS	PIM				
Joe Primeau	C	5	2	4	6	6				
Charlie Conacher	R	5	3	2	5	0				
Ken Doraty	F	5	2	2	4	0				
Hec Kilrea	L	5	2	0	2	2				
Andy Blair	C	5	0	2	2	16				
Baldy Cotton	L	5	0	2	2	0				
Bill Thoms	C	5	0	2	2	0				
Red Horner	D	5	1	0	1	6				
Busher Jackson	L	5	1	0	1	8				
Charlie Sands	C/R	5	1	0	1	0				
Buzz Boll	L	5	0	0	0	9				
King Clancy	D	3	0	0	0	8				
Hap Day	D	5	0	0	0	6				
George Hainsworth	G	5	0	0	0	0				
Alex Levinsky	D	5	0	0	0	6				
Jack Shill	C	2	0	0	0	0				
PLAYER	POS	GP	W	L	T/O	GA	GAA	SO	PIM	MIN
George Hainsworth	G	5	2	3	0	11	2.19	0	0	302

GP	DATE	OPPONENT	RESULT
1	Mar 22	Detroit	1-2 L (OT)
2	Mar 24	Detroit	3-6 L
3	Mar 26	@ Detroit	3-1 W
4	Mar 28	@ Detroit	5-1 W
5	Mar 30	@ Detroit	0-1 L
DETROIT WON BEST-OF-FIVE SEMI-FINAL 3-2			

1935

PLAYER	POS	GP	G	A	PTS	PIM				
Busher Jackson	L	7	3	2	5	2				
Charlie Conacher	R	7	1	4	5	6				
Frank Finnigan	R	7	1	2	3	2				
Joe Primeau	C	7	0	3	3	0				
Pep Kelly	R	7	2	0	2	4				
Bill Thoms	C	7	2	0	2	0				
Nick Metz	L	6	1	1	2	0				
King Clancy	D	7	1	0	1	8				
Red Horner	D	7	0	1	1	4				
Andy Blair	C	2	0	0	0	2				
Buzz Boll	L	6	0	0	0	0				
Baldy Cotton	L	7	0	0	0	17				
Hap Day	D	7	0	0	0	4				
Ken Doraty	F	1	0	0	0	0				
George Hainsworth	G	7	0	0	0	0				
Flash Hollett	D	7	0	0	0	6				
Art Jackson	C	1	0	0	0	2				
Hec Kilrea	L	6	0	0	0	4				
PLAYER	POS	GP	W	L	T/O	GA	GAA	SO	PIM	MIN
George Hainsworth	G	7	3	4	0	12	1.57	2	0	460

GP	DATE	OPPONENT	RESULT
1	Mar 23	@ Boston	0-1 L (OT)
2	Mar 26	@ Boston	2-0 W
3	Mar 28	Boston	3-0 W
4	Mar 30	Boston	2-1 W (OT)
TORONTO WON BEST-OF-FIVE SEMI-FINAL 3-1			
5	Apr 4	Mtl. Maroons	2-3 L (OT)
6	Apr 6	Mtl. Maroons	1-3 L
7	Apr 9	@ Mtl. Maroons	1-4 L
MTL. MAROONS WON BEST-OF-FIVE FINAL 3-0			

ALL-TIME PLAYOFF SCORING & GAME RESULTS

1936

PLAYER	POS	GP	G	A	PTS	PIM				
Buzz Boll	L	9	7	3	10	2				
Bill Thoms	C	9	3	5	8	0				
Joe Primeau	C	9	3	4	7	0				
Charlie Conacher	R	9	3	2	5	12				
Busher Jackson	L	9	3	2	5	4				
Pep Kelly	R	9	2	3	5	4				
King Clancy	D	9	2	2	4	10				
Bob Davidson	L	9	1	3	4	2				
Red Horner	D	9	1	2	3	22				
Frank Finnigan	R	9	0	3	3	0				
Art Jackson	C	8	0	3	3	2				
Jack Shill	C	9	0	3	3	8				
Andy Blair	C	9	0	0	0	2				
Hap Day	D	9	0	0	0	8				
George Hainsworth	G	9	0	0	0	0				
Norm Mann	C/R	1	0	0	0	0				
PLAYER	POS	GP	W	L	T/O	GA	GAA	SO	PIM	MIN
George Hainsworth	G	9	4	5	0	27	2.99	0	0	54

GP	DATE	OPPONENT	RESULT
1	Mar 24	@ Boston	0-3 L
2	Mar 26	Boston	8-3 W
TORONTO WON TOTAL-GOALS QUARTER-FINAL 8-6			
3	Mar 28	NY Americans	3-1 W
4	Mar 31	@ NY Americans	0-1 L
5	Apr 2	NY Americans	3-1 W
TORONTO WON BEST-OF-THREE SEMI-FINAL 2-1			
6	Apr 5	@ Detroit	1-3 L
7	Apr 7	@ Detroit	4-9 L
8	Apr 9	Detroit	4-3 W (OT)
9	Apr 11	Detroit	2-3 L
DETROIT WON BEST-OF-FIVE FINAL 3-1			

1937

PLAYER	POS	GP	G	A	PTS	PIM			
Busher Jackson	L	2	1	0	1	2			
Syl Apps	C	2	0	1	1	0			
Reg Hamilton	D	2	0	1	1	2			
Buzz Boll	L	2	0	0	0	0			
Turk Broda	G	2	0	0	0	0			
Charlie Conacher	R	2	0	0	0	5			
Bob Davidson	L	2	0	0	0	5			
Hap Day	D	2	0	0	0	0			
Gordie Drillon	R	2	0	0	0	0			
Frank Finnigan	R	2	0	0	0	0			
Jimmy Fowler	D	2	0	0	0	0			
Red Horner	D	2	0	0	0	7			
Nick Metz	L	2	0	0	0	0			
Jack Shill	C	2	0	0	0	0			
Bill Thoms	C	2	0	0	0	0			
PLAYER	POS	GP	W	L	GA	GAA	SO	PIM	MIN
Turk Broda	G	2	0	2	5	2.26	0	0	133

GP	DATE	OPPONENT	RESULT
1	Mar 23	NY Rangers	0-3 L
2	Mar 25	@ NY Rangers	1-2 L (OT)
NY RANGERS WON BEST-OF-THREE QUARTER-FINAL 2-0			

1938

PLAYER	POS	GP	G	A	PTS	PIM		
Gordie Drillon	R	7	7	1	8	2		
George Parsons	L	7	3	2	5	11		
Syl Apps	C	7	1	4	5	0		
Pep Kelly	R	7	2	2	4	2		
Bob Davidson	L	4	0	2	2	7		
Jimmy Fowler	D	7	0	2	2	0		
Nick Metz	L	7	0	2	2	0		
Busher Jackson	L	6	1	0	1	8		
Reg Hamilton	D	7	0	1	1	2		
Red Horner	D	7	0	1	1	14		
Bingo Kampman	D	7	0	1	1	6		
Bill Thoms	C	7	0	1	1	0		
Murray Armstrong	C	3	0	0	0	0		
Buzz Boll	L	7	0	0	0	2		
Turk Broda	G	7	0	0	0	0		
Murph Chamberlain	L	5	0	0	0	2		
PLAYER	POS	GP	W	L	GA	SO	PIM	MIN
Turk Broda	G	7	4	3	13	1.73	1	0 452

GP	DATE	OPPONENT	RESULT
1	Mar 24	Boston	1-0 W (OT)
2	Mar 26	Boston	2-1 W
3	Mar 29	@ Boston	3-2 W (OT)
TORONTO WON BEST-OF-FIVE SEMI-FINAL 3-0			
4	Apr 5	Chicago	1-3 L
5	Apr 7	Chicago	5-1 W
6	Apr 10	@ Chicago	1-2 L
7	Apr 12	@ Chicago	1-4 L
CHICAGO WON BEST-OF-FIVE FINAL 3-1			

ALL-TIME PLAYOFF SCORING & GAME RESULTS

1939

PLAYER	POS	GP	G	A	PTS	PIM		
Gordie Drillon	R	10	7	6	13	4		
Syl Apps	C	10	2	6	8	2		
Murph Chamberlain	L	10	2	5	7	4		
Nick Metz	L	10	3	3	6	6		
Doc Romnes	L/C	10	1	4	5	0		
Gus Marker	R	10	2	2	4	0		
Red Horner	D	10	1	2	3	26		
Pete Langelle	C	9	1	2	3	2		
Bob Davidson	L	10	1	1	2	6		
Bingo Kampman	D	10	1	1	2	20		
Reg Hamilton	D	10	0	2	2	4		
Pep Kelly	R	9	1	0	1	0		
Jimmy Fowler	D	9	0	1	1	2		
Busher Jackson	L	7	0	1	1	2		
Turk Broda	G	10	0	0	0	0		
Jack Church	D	1	0	0	0	0		
Red Heron	C	2	0	0	0	4		
Bucko McDonald	D	10	0	0	0	4		
Don Metz	R	2	0	0	0	0		
PLAYER	POS	GP	W	L	GAA	SO	PIM	MIN
Turk Broda	G	10	5	5	2.0	1.94	2	0 617

GP	DATE	OPPONENT	RESULT
1	Mar 21	NY Americans	4-0 W
2	Mar 23 @	NY Americans	2-0 W
TORONTO WON BEST-OF-THREE QUARTER-FINAL 2-0			
3	Mar 28	Detroit	4-1 W
4	Mar 30 @	Detroit	1-3 L
5	Apr 1	Detroit	5-4 W (OT)
TORONTO WON BEST-OF-THREE SEMI-FINAL 2-1			
6	Apr 6 @	Boston	1-2 L
7	Apr 9 @	Boston	3-2 W (OT)
8	Apr 11	Boston	1-3 L
9	Apr 13	Boston	0-2 L
10	Apr 16 @	Boston	1-3 L
BOSTON WON BEST-OF-SEVEN FINAL 4-1			

1940

PLAYER	POS	GP	G	A	PTS	PIM			
Syl Apps	C	10	5	2	7	2			
Hank Goldup	L	10	5	1	6	4			
Gordie Drillon	R	10	3	1	4	0			
Gus Marker	R	10	1	3	4	23			
Nick Metz	L	9	1	3	4	9			
Sweeney Schriner	L	9	1	3	4	4			
Bob Davidson	L	10	0	3	3	16			
Pete Langelles	C	10	0	3	3	0			
Red Heron	C	9	2	0	2	2			
Jack Church	D	10	1	1	2	6			
Red Horner	D	9	0	2	2	55			
Wally Stanowski	D	10	1	0	1	2			
Billy Taylor	C	2	1	0	1	0			
Pep Kelly	R	6	0	1	1	0			
Turk Broda	G	10	0	0	0	0			
Murph Chamberlain	L	3	0	0	0	0			
Reg Hamilton	D	10	0	0	0	0			
Bingo Kampman	D	10	0	0	0	0			
Bucko McDonald	D	1	0	0	0	0			
Don Metz	R	2	0	0	0	0			
PLAYER	POS	GP	W	L	GAA	SO	PIM	MIN	
Turk Broda	G	10	6	4	1.9	1.74	1	0	657

GP	DATE	OPPONENT	RESULT
1	Mar 19	Chicago	3-2 W (OT)
2	Mar 21 @	Chicago	2-1 W
TORONTO WON BEST-OF-THREE QUARTER-FINAL 2-0			
3	Mar 26	Detroit	2-1 W
4	Mar 28 @	Detroit	3-1 W
TORONTO WON BEST-OF-THREE SEMI-FINAL 2-0			
5	Apr 2 @	NY Rangers	1-2 L (OT)
6	Apr 3 @	NY Rangers	2-6 L
7	Apr 6	NY Rangers	2-1 W
8	Apr 9	NY Rangers	3-0 W
9	Apr 11	NY Rangers	1-2 L (OT)
10	Apr 13	NY Rangers	2-3 L (OT)
NY RANGERS WON BEST-OF-SEVEN FINAL 4-2			

1941

PLAYER	POS	GP	G	A	PTS	PIM			
Nick Metz	L	7	3	4	7	0			
Syl Apps	C	7	3	2	5	2			
Gordie Drillon	R	7	3	2	5	2			
Sweeney Schriner	L	7	2	1	3	4			
Reg Hamilton	D	7	1	2	3	13			
Wally Stanowski	D	7	0	3	3	2			
Billy Taylor	C	7	0	3	3	5			
Bucko McDonald	D	7	2	0	2	2			
Pete Langelle	C	7	1	1	2	0			
Don Metz	R	7	1	1	2	2			
Bob Davidson	L	7	0	2	2	7			
Red Heron	C	7	0	2	2	0			
Lex Chisholm	C/R	3	1	0	1	0			
Turk Broda	G	7	0	0	0	0			
Jack Church	D	5	0	0	0	8			
Hank Goldup	L	7	0	0	0	0			
Bingo Kampman	D	7	0	0	0	0			
Norm Mann	R/C	1	0	0	0	0			
Gus Marker	R	7	0	0	0	5			
PLAYER	POS	GP	W	L	GAA	SO	PIM	MIN	
Turk Broda	G	7	3	4	1.5	2.05	0	0	438

GP	DATE	OPPONENT	RESULT
1	Mar 20 @	Boston	0-3 L
2	Mar 22 @	Boston	5-3 W
3	Mar 25	Boston	7-2 W
4	Mar 27	Boston	1-2 L
5	Mar 29 @	Boston	2-1 W (OT)
6	Apr 1	Boston	1-2 L
7	Apr 3 @	Boston	1-2 L
BOSTON WON BEST-OF-SEVEN SEMI-FINAL 4-3			

ALL-TIME PLAYOFF SCORING & GAME RESULTS

1942

PLAYER	POS	GP	G	A	PTS	PIM			
Syl Apps	C	13	5	9	14	2			
Wally Stanowski	D	13	2	8	10	2			
Billy Taylor	C	13	2	8	10	4			
Sweeney Schriner	L	13	6	3	9	10			
Nick Metz	L	13	4	4	8	12			
John McCreedy	R	13	4	3	7	6			
Don Metz	R	4	4	3	7	0			
Pete Langelles	C	13	3	3	6	2			
Lorne Carr	R	13	3	2	5	6			
Gordie Drillon	R	9	2	3	5	2			
Bob Goldham	D	13	2	2	4	31			
Bob Davidson	L	13	1	2	3	20			
Bingo Kampman	D	13	0	2	2	12			
Bucko McDonald	D	9	0	1	1	2			
Turk Broda	G	13	0	0	0	0			
Ernie Dickens	D	13	0	0	0	4			
Hank Goldup	L	9	0	0	0	2			
Gaye Stewart	L	1	0	0	0	0			
PLAYER	POS	GP	W	L	GAA	SO	PIM	MIN	
Turk Broda	G	13	8	5	3.1	2.38	1	0	780

GP	DATE	OPPONENT	RESULT
1	Mar 21	NY Rangers	3-1 W
2	Mar 22 @	NY Rangers	4-2 W
3	Mar 24 @	NY Rangers	0-3 L
4	Mar 28	NY Rangers	2-1 W
5	Mar 29 @	NY Rangers	1-3 L
6	Mar 31	NY Rangers	3-2 W
TORONTO WON BEST-OF-SEVEN SEMI-FINAL 4-2			
7	Apr 4	Detroit	2-3 L
8	Apr 7	Detroit	2-4 L
9	Apr 9 @	Detroit	2-5 L
10	Apr 12 @	Detroit	4-3 W
11	Apr 14	Detroit	9-3 W
12	Apr 16 @	Detroit	3-0 W
13	Apr 18	Detroit	3-1 W
TORONTO WON BEST-OF-SEVEN FINAL 4-3			

1943

PLAYER	POS	GP	G	A	PTS	PIM			
Bud Poile	R	6	2	4	6	4			
Jack McLean	C/R	6	2	2	4	2			
Sweeney Schriner	L	4	2	2	4	0			
Billy Taylor	C	6	2	2	4	0			
Mel Hill	R	6	3	0	3	0			
Lorne Carr	R	6	1	2	3	0			
Bob Davidson	L	6	1	2	3	7			
Babe Pratt	D	6	1	2	3	8			
Jack Hamilton	C	6	1	1	2	0			
Reg Hamilton	D	6	1	1	2	9			
Gaye Stewart	L	4	0	2	2	4			
Bucko McDonald	D	6	1	0	1	4			
Jack Forsey	R	3	0	1	1	0			
Turk Broda	G	6	0	0	0	0			
Buck Jones	D	6	0	0	0	8			
Joe Klukay	L	1	0	0	0	0			
PLAYER	POS	GP	W	L	GAA	SO	PIM	MIN	
Turk Broda	G	6	2	4	2.0	2.73	0	0	439

GP	DATE	OPPONENT	RESULT
1	Mar 21 @	Detroit	2-4 L
2	Mar 23 @	Detroit	3-2 W (OT)
3	Mar 25	Detroit	2-4 L
4	Mar 27	Detroit	6-3 W
5	Mar 28 @	Detroit	2-4 L
6	Mar 30	Detroit	2-3 L (OT)
DETROIT WON BEST-OF-SEVEN SEMI-FINAL 4-2			

1944

PLAYER	POS	GP	G	A	PTS	PIM		
George Boothman	C/D	5	2	1	3	2		
Moe Morris	D	5	1	2	3	2		
Babe Pratt	D	5	0	3	3	4		
Ted Kennedy	C	5	1	1	2	4		
Jack Hamilton	C	5	1	0	1	0		
Reg Hamilton	D	5	1	0	1	8		
Lorne Carr	R	5	0	1	1	0		
Paul Bibeault	G	5	0	0	0	0		
Gus Bodnar	C	5	0	0	0	0		
Bob Davidson	L	5	0	0	0	4		
Ross Johnstone	D	3	0	0	0	0		
Jack McLean	C/R	3	0	0	0	6		
Tom O'Neill	R	4	0	0	0	6		
Don Webster	L	5	0	0	0	12		
PLAYER	POS	GP	W	L	GAA	SO	PIM	MIN
Paul Bibeault	G	5	1	4	23	4.60	0	0 300

GP	DATE	OPPONENT	RESULT
1	Mar 21 @	Montreal	3-1 W
2	Mar 23 @	Montreal	1-5 L
3	Mar 25	Montreal	1-2 L
4	Mar 28	Montreal	1-4 L
5	Mar 30 @	Montreal	0-11 L
MONTREAL WON BEST-OF-SEVEN SEMI-FINAL 4-1			

ALL-TIME PLAYOFF SCORING & GAME RESULTS

1945

PLAYER	POS	GP	G	A	PTS	PIM			
Ted Kennedy	C	13	7	2	9	2			
Babe Pratt	D	13	2	4	6	8			
Mel Hill	R	13	2	3	5	6			
Gus Bodnar	C	13	3	1	4	4			
Sweeney Schriner	L	13	3	1	4	4			
Lorne Carr	R	13	2	2	4	5			
Moe Morris	D	13	3	0	3	14			
Bob Davidson	L	13	1	2	3	2			
Nick Metz	L	7	1	1	2	2			
Don Metz	R	11	0	1	1	4			
Wally Stanowski	D	13	0	1	1	5			
Reg Hamilton	D	13	0	0	0	6			
Art Jackson	C	8	0	0	0	0			
Frank McCool	G	13	0	0	0	0			
John McCreedy	R	8	0	0	0	10			
Jack McLean	C/R	4	0	0	0	0			
PLAYER	POS	GP	W	L	GA	GAA	SO	PIM	MIN
Frank McCool	G	13	8	5	30	2.23	4	0	807

GP	DATE	OPPONENT	RESULT
1	Mar 20	@ Montreal	1-0 W
2	Mar 22	@ Montreal	3-2 W
3	Mar 24	Montreal	1-4 L
4	Mar 27	Montreal	4-3 W (OT)
5	Mar 29	@ Montreal	3-10 L
6	Mar 31	Montreal	3-2 W
TORONTO WON BEST-OF-SEVEN SEMI-FINAL 4-2			
7	Apr 6	@ Detroit	1-0 W
8	Apr 8	@ Detroit	2-0 W
9	Apr 12	Detroit	1-0 W
10	Apr 14	Detroit	3-5 L
11	Apr 19	@ Detroit	0-2 L
12	Apr 21	Detroit	0-1 L (OT)
13	Apr 22	@ Detroit	2-1 W
TORONTO WON BEST-OF-SEVEN FINAL 4-3			

1947

PLAYER	POS	GP	G	A	PTS	PIM			
Ted Kennedy	C	11	4	5	9	4			
Gaye Stewart	L	11	2	5	7	8			
Syl Apps	C	11	5	1	6	0			
Nick Metz	L	6	4	2	6	0			
Howie Meeker	R	11	3	3	6	6			
Vic Lynn	L/D	11	4	1	5	16			
Harry Watson	L	11	3	2	5	6			
Don Metz	R	11	2	3	5	4			
Gus Mortson	D	11	1	3	4	22			
Bill Barilko	D	11	0	3	3	18			
Bud Poile	R	7	2	0	2	2			
Garth Boesch	D	11	0	2	2	6			
Bill Ezinicki	R	11	0	2	2	30			
Joe Klukay	L	11	1	0	1	0			
Jimmy Thomson	D	11	0	1	1	22			
Gus Bodnar	C	1	0	0	0	0			
Turk Broda	G	11	0	0	0	0			
Wally Stanowski	D	8	0	0	0	0			
PLAYER	POS	GP	W	L	GA	GAA	SO	PIM	MIN
Turk Broda	G	11	8	3	27	2.38	1	0	680

GP	DATE	OPPONENT	RESULT
1	Mar 26	Detroit	3-2 W (OT)
2	Mar 29	Detroit	1-9 L
3	Apr 1	@ Detroit	4-1 W
4	Apr 3	@ Detroit	4-1 W
5	Apr 5	Detroit	6-1 W
TORONTO WON BEST-OF-SEVEN SEMI-FINAL 4-1			
6	Apr 8	@ Montreal	0-6 L
7	Apr 10	@ Montreal	4-0 W
8	Apr 12	Montreal	4-2 W
9	Apr 15	Montreal	2-1 W (OT)
10	Apr 17	@ Montreal	1-3 L
11	Apr 19	Montreal	2-1 W
TORONTO WON BEST-OF-SEVEN FINAL 4-2			

1948

PLAYER	POS	GP	G	A	PTS	PIM		
Ted Kennedy	C	9	8	6	14	0		
Max Bentley	C	9	4	7	11	0		
Syl Apps	C	9	4	4	8	0		
Harry Watson	L	9	5	2	7	9		
Vic Lynn	L/D	9	2	5	7	20		
Howie Meeker	R	9	2	4	6	15		
Bill Ezinicki	R	9	3	1	4	6		
Les Costello	L	5	2	2	4	2		
Garth Boesch	D	8	2	1	3	2		
Gus Mortson	D	5	1	2	3	2		
Nick Metz	L	9	2	0	2	2		
Joe Klukay	L	9	1	1	2	2		
Jimmy Thomson	D	9	1	1	2	9		
Wally Stanowski	D	9	0	2	2	2		
Bill Barilko	D	9	1	0	1	17		
Phil Samis	D	5	0	1	1	2		
Turk Broda	C	9	0	0	0	10		
Don Metz	R	2	0	0	0	2		
Sid Smith	L	2	0	0	0	0		
PLAYER	POS	GP	W	L	GA	SO	PIM	MIN
Turk Broda	G	9	8	1	20	2.15	1	10 557

GP	DATE	OPPONENT	RESULT
1	Mar 24	Boston	5-4 W (OT)
2	Mar 27	Boston	5-3 W
3	Mar 30	@ Boston	5-1 W
4	Apr 1	@ Boston	2-3 L
5	Apr 3	Boston	3-2 W
TORONTO WON BEST-OF-SEVEN SEMI-FINAL 4-1			
6	Apr 7	Detroit	5-3 W
7	Apr 10	Detroit	4-2 W
8	Apr 11	@ Detroit	2-0 W
9	Apr 14	@ Detroit	7-2 W
TORONTO WON BEST-OF-SEVEN FINAL 4-0			

ALL-TIME PLAYOFF SCORING & GAME RESULTS

1949

PLAYER	POS	GP	G	A	PTS	PIM			
Ted Kennedy	C	9	2	6	8	2			
Sid Smith	L	6	5	2	7	0			
Max Bentley	C	9	4	3	7	2			
Cal Gardner	C	9	2	5	7	0			
Harry Watson	L	9	4	2	6	2			
Ray Timgren	L	9	3	3	6	2			
Fleming MacKell	C	9	2	4	6	4			
Jimmy Thomson	D	9	1	5	6	10			
Joe Klukay	L	9	2	3	5	4			
Bill Ezinicki	R	9	1	4	5	20			
Gus Mortson	D	9	2	1	3	8			
Garth Boesch	D	9	0	2	2	6			
Bill Juzda	D	9	0	2	2	8			
Bill Barilko	D	9	0	1	1	20			
Vic Lynn	L/D	8	0	1	1	2			
Turk Broda	G	9	0	0	0	2			
Bob Dawes	D/C	9	0	0	0	2			
Don Metz	R	3	0	0	0	0			
Harry Taylor	C	1	0	0	0	0			
PLAYER	POS	GP	W	L	GA	GAA	SO	PIM	MIN
Turk Broda	G	9	8	1	15	1.57	1	2	574

1950

PLAYER	POS	GP	G	A	PTS	PIM			
Max Bentley	C	7	3	3	6	0			
Ray Timgren	L	6	0	4	4	2			
Joe Klukay	L	7	3	0	3	4			
Ted Kennedy	C	7	1	2	3	8			
Sid Smith	L	7	0	3	3	2			
Bill Barilko	D	7	1	1	2	18			
Fleming MacKell	C	7	1	1	2	11			
Vic Lynn	L/D	7	0	2	2	2			
Jimmy Thomson	D	7	0	2	2	7			
Cal Gardner	C	7	1	0	1	4			
John McCormack	C	6	1	0	1	0			
Howie Meeker	R	7	0	1	1	4			
Garth Boesch	D	6	0	0	0	4			
Turk Broda	G	7	0	0	0	0			
Les Costello	L	1	0	0	0	0			
Bill Ezinicki	R	5	0	0	0	13			
Tim Horton	D	1	0	0	0	2			
Bill Juzda	D	7	0	0	0	16			
Gus Mortson	D	7	0	0	0	18			
Harry Watson	L	7	0	0	0	2			
PLAYER	POS	GP	W	L	GA	GAA	SO	PIM	MIN
Turk Broda	G	7	3	4	10	1.33	3	0	450

1951

PLAYER	POS	GP	G	A	PTS	PIM			
Max Bentley	C	11	2	11	13	4			
Sid Smith	L	11	7	3	10	0			
Ted Kennedy	C	11	4	5	9	6			
Tod Sloan	C/R	11	4	5	9	18			
Joe Klukay	L	11	4	3	7	0			
Bill Barilko	D	11	3	2	5	31			
Fleming MacKell	C	11	2	3	5	9			
Harry Watson	L	5	1	2	3	4			
Cal Gardner	C	11	1	1	2	4			
Howie Meeker	R	11	1	1	2	14			
Fern Flaman	D	9	1	0	1	8			
Gus Mortson	D	11	0	1	1	4			
Jimmy Thomson	D	11	0	1	1	34			
Ray Timgren	L	11	0	1	1	2			
Turk Broda	G	8	0	0	0	0			
Bill Juzda	D	11	0	0	0	7			
Danny Lewicki	L	9	0	0	0	0			
Al Rollins	G	4	0	0	0	0			
PLAYER	POS	GP	W	L	GA	GAA	SO	PIM	MIN
Turk Broda	G	8	5	1	9	1.10	2	0	492
Al Rollins	G	4	3	1	6	1.71	0	0	210

GP	DATE	OPPONENT	RESULT
1	Mar 22	@ Boston	3-0 W
2	Mar 24	@ Boston	3-2 W
3	Mar 26	Boston	4-5 L (OT)
4	Mar 29	Boston	3-1 W
5	Mar 30	@ Boston	3-2 W
TORONTO WON BEST-OF-SEVEN SEMI-FINAL 4-1			
6	Apr 8	@ Detroit	3-2 W (OT)
7	Apr 10	@ Detroit	3-1 W
8	Apr 13	Detroit	3-1 W
9	Apr 16	Detroit	3-1 W
TORONTO WON BEST-OF-SEVEN FINAL 4-0			

GP	DATE	OPPONENT	RESULT
1	Mar 28	@ Detroit	5-0 W
2	Mar 30	@ Detroit	1-3 L
3	Apr 1	Detroit	2-0 W
4	Apr 4	Detroit	1-2 L (OT)
5	Apr 6	@ Detroit	2-0 W
6	Apr 8	@ Detroit	0-4 L
7	Apr 9	@ Detroit	0-1 L (OT)
DETROIT WON BEST-OF-SEVEN SEMI-FINAL 4-3			

GP	DATE	OPPONENT	RESULT
1	Mar 28	Boston	0-2 L
*2	Mar 31	Boston	1-1 T (OT)
3	Apr 1	@ Boston	3-0 W
4	Apr 3	@ Boston	3-1 W
5	Apr 7	Boston	4-1 W
6	Apr 8	@ Boston	6-0 W
TORONTO WON BEST-OF-SEVEN SEMI-FINAL 4-1			
7	Apr 11	Montreal	3-2 W (OT)
8	Apr 14	Montreal	2-3 L (OT)
9	Apr 17	@ Montreal	2-1 W (OT)
10	Apr 19	@ Montreal	3-2 W (OT)
11	Apr 21	Montreal	3-2 W (OT)
TORONTO WON BEST-OF-SEVEN FINAL 4-1			

* Game called after the first overtime period due to a local curfew law.

ALL-TIME PLAYOFF SCORING & GAME RESULTS

1952

PLAYER	POS	GP	G	A	PTS	PIM			
Joe Klukay	L	4	1	1	2	0			
Fern Flaman	D	4	0	2	2	18			
Max Bentley	C	4	1	0	1	2			
Harry Watson	L	4	1	0	1	2			
Ray Timgren	L	4	0	1	1	0			
George Armstrong	R	4	0	0	0	2			
Earl Balfour	L	1	0	0	0	0			
Hugh Bolton	D	3	0	0	0	4			
Turk Broda	G	2	0	0	0	0			
Cal Gardner	C	3	0	0	0	2			
Bill Juzda	D	3	0	0	0	2			
Ted Kennedy	C	4	0	0	0	4			
Howie Meeker	R	4	0	0	0	11			
Jim Morrison	D	2	0	0	0	0			
Gus Mortson	D	4	0	0	0	8			
Al Rollins	G	2	0	0	0	0			
Tod Sloan	C/R	4	0	0	0	10			
Sid Smith	L	4	0	0	0	0			
Jimmy Thomson	D	4	0	0	0	25			
PLAYER	POS	GP	W	L	GA	GAA	SO	PIM	MIN
Turk Broda	G	2	0	2	7	3.50	0	0	120
Al Rollins	G	2	0	2	6	3.00	0	0	120

GP	DATE	OPPONENT	RESULT
1	Mar 25 @	Detroit	0-3 L
2	Mar 27 @	Detroit	0-1 L
3	Mar 29	Detroit	2-6 L
4	Apr 1	Detroit	1-3 L
DETROIT WON BEST-OF-SEVEN SEMI-FINAL 4-0			

1954

PLAYER	POS	GP	G	A	PTS	PIM			
Gord Hannigan	C	5	2	0	2	4			
Tim Horton	D	5	1	1	2	4			
Ted Kennedy	C	5	1	1	2	2			
Tod Sloan	C/R	5	1	1	2	4			
Sid Smith	L	5	1	1	2	0			
Bob Bailey	R	5	0	2	2	4			
George Armstrong	R	5	1	0	1	2			
Rudy Migay	C	5	1	0	1	4			
Hugh Bolton	D	5	0	1	1	4			
Eric Nesterenko	R	5	0	1	1	9			
Ron Stewart	R	5	0	1	1	10			
Harry Watson	L	5	0	1	1	2			
Leo Boivin	D	5	0	0	0	2			
Fern Flaman	D	2	0	0	0	0			
Harry Lumley	G	5	0	0	0	0			
Jim Morrison	D	5	0	0	0	4			
Jimmy Thomson	D	3	0	0	0	2			
PLAYER	POS	GP	W	L	GA	GAA	SO	PIM	MIN
Harry Lumley	G	5	1	4	15	2.80	0	0	321

GP	DATE	OPPONENT	RESULT
1	Mar 23	@ Detroit	0-5 L
2	Mar 25	@ Detroit	3-1 W
3	Mar 27	Detroit	1-3 L
4	Mar 30	Detroit	1-2 L
5	Apr 1	@ Detroit	3-4 L (OT)
DETROIT WON BEST-OF-SEVEN SEMI-FINAL 4-1			

1955

PLAYER	POS	GP	G	A	PTS	PIM			
Sid Smith	L	4	3	1	4	0			
Ted Kennedy	C	4	1	3	4	0			
Hugh Bolton	D	4	0	3	3	6			
George Armstrong	R	4	1	0	1	4			
Brian Cullen	C	4	1	0	1	0			
Jim Morrison	D	4	0	1	1	4			
Eric Nesterenko	R	4	0	1	1	6			
Bob Bailey	R	1	0	0	0	0			
Larry Cahan	D	4	0	0	0	0			
Joe Klukay	L	4	0	0	0	4			
Harry Lumley	G	4	0	0	0	0			
Parker MacDonald	C	4	0	0	0	4			
Rudy Migay	C	3	0	0	0	10			
Marc Reaume	D	4	0	0	0	2			
Tod Sloan	C/R	4	0	0	0	2			
Ron Stewart	R	4	0	0	0	2			
Jimmy Thomson	D	4	0	0	0	16			
PLAYER	POS	GP	W	L	GA	GAA	SO	PIM	MIN
Harry Lumley	G	4	0	4	14	3.50	0	0	240

GP	DATE	OPPONENT	RESULT
1	Mar 22 @	Detroit	4-7 L
2	Mar 24 @	Detroit	1-2 L
3	Mar 26	Detroit	1-2 L
4	Mar 29	Detroit	0-3 L
DETROIT WON BEST-OF-SEVEN SEMI-FINAL 4-0			

ALL-TIME PLAYOFF SCORING & GAME RESULTS

1956

PLAYER	POS	GP	G	A	PTS	PIM
George Armstrong	R	5	4	2	6	0
Dick Duff	L	5	1	4	5	2
Jimmy Thomson	D	5	0	3	3	10
Ron Stewart	R	5	1	1	2	2
Ron Hurst	R	3	0	2	2	4
Marc Reaume	D	5	0	2	2	6
Brian Cullen	C	5	1	0	1	2
Billy Harris	C	5	1	0	1	4
Gerry James	R	5	1	0	1	8
Sid Smith	L	5	1	0	1	0
Earl Balfour	L	3	0	1	1	2
Hugh Bolton	D	5	0	1	1	0
Gord Hannigan	C	4	0	0	0	4
Tim Horton	D	2	0	0	0	4
Harry Lumley	G	5	0	0	0	2
Rudy Migay	C	5	0	0	0	6
Jim Morrison	D	5	0	0	0	4
Tod Sloan	C/R	2	0	0	0	5

PLAYER	POS	GP	W	L	GA	SO	PIM	MIN
Harry Lumley	G	5	1	4	13	2.57	1	2 304

GP	DATE	OPPONENT	RESULT
1	Mar 20 @	Detroit	2-3 L
2	Mar 22 @	Detroit	1-3 L
3	Mar 24	Detroit	4-5 L (OT)
4	Mar 27	Detroit	2-0 W
5	Mar 29 @	Detroit	1-3 L
DETROIT WON BEST-OF-SEVEN SEMI-FINAL 4-1			

1959

PLAYER	POS	GP	G	A	PTS	PIM			
Gerry Ehman	R	12	6	7	13	8			
Frank Mahovich	L	12	6	5	11	18			
Bob Pulford	L	12	4	4	8	8			
Dick Duff	L	12	4	3	7	8			
Billy Harris	C	12	3	4	7	16			
Bert Olmstead	L	12	4	2	6	13			
Ron Stewart	R	12	3	3	6	6			
Carl Brewer	D	12	0	6	6	40			
George Armstrong	R	12	0	4	4	10			
Tim Horton	D	12	0	3	3	16			
Allan Stanley	D	12	0	3	3	2			
Larry Regan	R	8	1	1	2	2			
Brian Cullen	C	10	1	0	1	0			
Dave Creighton	C	5	0	1	1	0			
Bob Baun	D	12	0	0	0	24			
Johnny Bower	G	12	0	0	0	0			
Gary Collins	C	2	0	0	0	0			
Barry Cullen	R	2	0	0	0	0			
Rudy Migay	C	2	0	0	0	0			
Noel Price	D	5	0	0	0	2			
Marc Reaume	D	10	0	0	0	0			
PLAYER	POS	GP	W	L	GA	GAA	SO	PIM	MIN
Johnny Bower	G	12	5	7	38	3.06	0	0	746

GP	DATE	OPPONENT	RESULT
1	Mar 24	@ Boston	1-5 L
2	Mar 26	@ Boston	2-4 L
3	Mar 28	Boston	3-2 W (OT)
4	Mar 31	Boston	3-2 W (OT)
5	Apr 2	@ Boston	4-1 W
6	Apr 4	Boston	4-5 L
7	Apr 7	@ Boston	3-2 W
TORONTO WON BEST-OF-SEVEN SEMI-FINAL 4-3			
8	Apr 9	@ Montreal	3-5 L
9	Apr 11	@ Montreal	1-3 L
10	Apr 14	Montreal	3-2 W (OT)
11	Apr 16	Montreal	2-3 L
12	Apr 18	@ Montreal	3-5 L
MONTREAL WON BEST-OF-SEVEN FINAL 4-1			

1960

PLAYER	POS	GP	G	A	PTS	PIM
Red Kelly	D/C	10	3	8	11	2
Bert Olmstead	L	10	3	4	7	0
Larry Regan	R	10	3	3	6	0
Dick Duff	L	10	2	4	6	6
Bob Pulford	L	10	4	1	5	10
Carl Brewer	D	10	2	3	5	16
Allan Stanley	D	10	2	3	5	2
George Armstrong	R	10	1	4	5	4
Frank Mahovlich	L	10	3	1	4	27
Johnny Wilson	L	10	1	2	3	2
Billy Harris	C	9	0	3	3	4
Ron Stewart	R	10	0	2	2	2
Bob Baun	D	10	1	0	1	17
Garry Edmundson	L	9	0	1	1	4
Tim Horton	D	10	0	1	1	6
Johnny Bower	G	10	0	0	0	0
Gerry Ehman	R	9	0	0	0	0
Gerry James	R	10	0	0	0	0

PLAYER	POS	GP	W	L	GA	GAA	SO	PIM	MIN
Johnny Bower	G	10	4	6	31	2.88	0	0	645

GP	DATE	OPPONENT	RESULT
1	Mar 23	Detroit	1-2 L
2	Mar 26	Detroit	4-2 W
3	Mar 27 @	Detroit	5-4 W (OT)
4	Mar 29 @	Detroit	1-2 L (OT)
5	Apr 2	Detroit	5-4 W
6	Apr 3 @	Detroit	4-2 W
TORONTO WON BEST-OF-SEVEN SEMI-FINAL 4-2			
7	Apr 7 @	Montreal	2-4 L
8	Apr 9 @	Montreal	1-2 L
9	Apr 12	Montreal	2-5 L
10	Apr 14	Montreal	0-4 L
MONTREAL WON BEST-OF-SEVEN FINAL 4-0			

ALL-TIME PLAYOFF SCORING & GAME RESULTS

1961

PLAYER	POS	GP	G	A	PTS	PIM
Bert Olmstead	L	3	1	2	3	10
Allan Stanley	D	5	0	3	3	0
George Armstrong	R	5	1	1	2	0
Dave Keon	C	5	1	1	2	0
Frank Mahovlich	L	5	1	1	2	6
Billy Harris	C	5	1	0	1	0
Red Kelly	D/C	2	1	0	1	0
Bob Nevin	R	5	1	0	1	2
Ron Stewart	R	5	1	0	1	2
Dick Duff	L	5	0	1	1	2
Bob Baun	D	3	0	0	0	8
Johnny Bower	G	3	0	0	0	2
Carl Brewer	D	5	0	0	0	4
Larry Hillman	D	5	0	0	0	0
Tim Horton	D	5	0	0	0	0
John MacMillan	R	4	0	0	0	0
Cesare Maniago	G	2	0	0	0	0
Bob Pulford	L	5	0	0	0	8
Larry Regan	R	4	0	0	0	0
Eddie Shack	L	4	0	0	0	2

PLAYER	POS	GP	W	L	GA	GAA	SO	PIM	MIN
Johnny Bower	G	3	0	3	8	2.67	0	2	180
Cesare Maniago	G	2	1	1	6	2.48	0	0	145

GP	DATE	OPPONENT	RESULT
1	Mar 22	Detroit	3-2 W (OT)
2	Mar 25	Detroit	2-4 L
3	Mar 26 @	Detroit	0-2 L
4	Mar 28 @	Detroit	1-4 L
5	Apr 1	Detroit	2-3 L

DETROIT WON BEST-OF-SEVEN SEMI-FINAL 4-1

1962

PLAYER	POS	GP	G	A	PTS	PIM
Tim Horton	D	12	3	13	16	16
Dick Duff	L	12	3	10	13	20
George Armstrong	R	12	7	5	12	2
Frank Mahovlich	L	12	6	6	12	29
Red Kelly	D/C	12	4	6	10	0
Bob Pulford	L	12	7	1	8	24
Dave Keon	C	12	5	3	8	0
Ron Stewart	R	11	1	6	7	4
Bob Nevin	R	12	2	4	6	6
Billy Harris	C	12	2	1	3	2
Bob Baun	D	12	0	3	3	19
Allan Stanley	D	12	0	3	3	6
Carl Brewer	D	8	0	2	2	22
Ed Litzenberger	C/R	10	0	2	2	4
Bert Olmstead	L	4	0	1	1	0
Al Arbour	D	8	0	0	0	6
Johnny Bower	G	10	0	0	0	0
John MacMillan	R	3	0	0	0	0
Eddie Shack	L	9	0	0	0	18
Don Simmons	G	3	0	0	0	0

PLAYER	POS	GP	W	L	GA	GAA	SO	PIM	MIN
Johnny Bower	G	10	6	3	20	2.07	0	0	579
Don Simmons	G	3	2	1	8	2.91	0	0	165

GP	DATE	OPPONENT	RESULT
1	Mar 27	NY Rangers	4-2 W
2	Mar 29	NY Rangers	2-1 W
3	Apr 1 @	NY Rangers	4-5 L
4	Apr 3 @	NY Rangers	2-4 L
5	Apr 5	NY Rangers	3-2 W (OT)
6	Apr 7	NY Rangers	7-1 W

TORONTO WON BEST-OF-SEVEN SEMI-FINAL 4-2

GP	DATE	OPPONENT	RESULT
7	Apr 10	Chicago	4-1 W
8	Apr 12	Chicago	3-2 W
9	Apr 15 @	Chicago	0-3 L
10	Apr 17 @	Chicago	1-4 L
11	Apr 19	Chicago	8-4 W
12	Apr 22 @	Chicago	2-1 W

TORONTO WON BEST-OF-SEVEN FINAL 4-2

1963

PLAYER	POS	GP	G	A	PTS	PIM
Dave Keon	C	10	7	5	12	0
George Armstrong	R	10	3	6	9	4
Red Kelly	D/C	10	2	6	8	6
Bob Pulford	L	10	2	5	7	14
Allan Stanley	D	10	1	6	7	8
Dick Duff	L	10	4	1	5	2
Ron Stewart	R	10	4	0	4	2
Tim Horton	D	10	1	3	4	10
Bob Nevin	R	10	3	0	3	2
Eddie Shack	L	10	2	1	3	11
Ed Litzenberger	C/R	9	1	2	3	6
Bob Baun	D	10	0	3	3	6
Kent Douglas	D	10	1	1	2	2
Frank Mahovlich	L	9	0	2	2	8
Johnny Bower	G	10	0	1	1	0
Carl Brewer	D	10	0	1	1	12
Billy Harris	C	10	0	1	1	0
John MacMillan	R	1	0	0	0	0

PLAYER	POS	GP	W	L	GA	GAA	SO	PIM	MIN
Johnny Bower	G	10	8	2	16	1.60	2	0	600

GP	DATE	OPPONENT	RESULT
1	Mar 26	Montreal	3-1 W
2	Mar 28	Montreal	3-2 W
3	Mar 30 @	Montreal	2-0 W
4	Apr 2 @	Montreal	1-3 L
5	Apr 4	Montreal	5-0 W

TORONTO WON BEST-OF-SEVEN SEMI-FINAL 4-1

GP	DATE	OPPONENT	RESULT
6	Apr 9	Detroit	4-2 W
7	Apr 11	Detroit	4-2 W
8	Apr 14 @	Detroit	2-3 L
9	Apr 16 @	Detroit	4-2 W
10	Apr 18	Detroit	3-1 W

TORONTO WON BEST-OF-SEVEN FINAL 4-1

1964

PLAYER	POS	GP	G	A	PTS	PIM
Frank Mahovlich	L	14	4	11	15	20
George Armstrong	R	14	5	8	13	10
Red Kelly	D/C	14	4	9	13	4
Don McKenney	C	12	4	8	12	0
Dave Keon	C	14	7	2	9	2
Andy Bathgate	R	14	5	4	9	25
Bob Pulford	L	14	5	3	8	20
Allan Stanley	D	14	1	6	7	20
Bob Baun	D	14	2	3	5	42
Tim Horton	D	14	0	4	4	20
Ron Stewart	R	14	0	4	4	24
Billy Harris	C	9	1	1	2	4
Gerry Ehman	R	9	1	0	1	4
Carl Brewer	D	12	0	1	1	30
Eddie Shack	L	13	0	1	1	25
Al Arbour	D	1	0	0	0	0
Johnny Bower	G	14	0	0	0	0
Larry Hillman	D	11	0	0	0	2
Ed Litzenberger	C/R	1	0	0	0	10
Jim Pappin	R	11	0	0	0	0

PLAYER	POS	GP	W	L	GA	GAA	SO	PIM	MIN
Johnny Bower	G	14	8	6	30	2.12	2	0	850

1965

PLAYER	POS	GP	G	A	PTS	PIM
Red Kelly	D/C	6	3	2	5	2
Dave Keon	C	6	2	2	4	2
Ron Ellis	R	6	3	0	3	2
Carl Brewer	D	6	1	2	3	12
Frank Mahovlich	L	6	0	3	3	9
Pete Stelmowski	C	6	0	3	3	7
Dickie Moore	L	5	1	1	2	6
Bob Pulford	L	6	1	1	2	16
Tim Horton	D	6	0	2	2	13
George Armstrong	R	6	1	0	1	4
Andy Bathgate	R	6	1	0	1	6
Eddie Shack	L	5	1	0	1	8
Bob Baun	D	6	0	1	1	14
Kent Douglas	D	5	0	1	1	19
Allan Stanley	D	6	0	1	1	12
Ron Stewart	R	6	0	1	1	2
Al Arbour	D	1	0	0	0	2
Johnny Bower	G	5	0	0	0	0
Don McKenney	C	6	0	0	0	0
Terry Sawchuk	G	1	0	0	0	0

PLAYER	POS	GP	W	L	GA	GAA	SO	PIM	MIN
Johnny Bower	G	5	2	3	13	2.43	0	0	321
Terry Sawchuk	G	1	0	1	3	3.00	0	0	60

1966

PLAYER	POS	GP	G	A	PTS	PIM
Eddie Shack	L	4	2	1	3	33
Larry Hillman	D	4	1	1	2	6
Bob Pulford	L	4	1	1	2	12
Red Kelly	D/C	4	0	2	2	0
Dave Keon	C	4	0	2	2	0
Tim Horton	D	4	1	0	1	12
Frank Mahovlich	L	4	1	0	1	10
George Armstrong	R	4	0	1	1	4
Bob Baun	D	4	0	1	1	8
Wally Boyer	C	4	0	1	1	0
Johnny Bower	G	2	0	0	0	0
Ron Ellis	R	4	0	0	0	2
Orland Kurtenbach	C	4	0	0	0	20
Marcel Pronovost	G	4	0	0	0	6
Terry Sawchuk	G	2	0	0	0	0
Brit Selby	L	4	0	0	0	0
Allan Stanley	D	1	0	0	0	0
Pete Stelmowski	C	4	0	0	0	26

PLAYER	POS	GP	W	L	GA	GAA	SO	PIM	MIN
Johnny Bower	G	2	0	2	8	4.00	0	0	120
Terry Sawchuk	G	2	0	2	6	3.00	0	0	120

GP	DATE	OPPONENT	RESULT
1	Mar 26 @	Montreal	0-2 L
2	Mar 28 @	Montreal	2-1 W
3	Mar 31	Montreal	2-3 L
4	Apr 2	Montreal	5-3 W
5	Apr 4 @	Montreal	2-4 L
6	Apr 7	Montreal	3-0 W
7	Apr 9 @	Montreal	3-1 W

TORONTO WON BEST-OF-SEVEN SEMI-FINAL 4-3

GP	DATE	OPPONENT	RESULT
8	Apr 11	Detroit	3-2 W
9	Apr 14	Detroit	3-4 L (OT)
10	Apr 16 @	Detroit	3-4 L
11	Apr 18 @	Detroit	4-2 W
12	Apr 21	Detroit	1-2 L
13	Apr 23 @	Detroit	4-3 W (OT)
14	Apr 25	Detroit	4-0 W

TORONTO WON BEST-OF-SEVEN FINAL 4-3

GP	DATE	OPPONENT	RESULT
1	Apr 1 @	Montreal	2-3 L
2	Apr 3 @	Montreal	1-3 L
3	Apr 6	Montreal	3-2 W (OT)
4	Apr 8	Montreal	4-2 W
5	Apr 10 @	Montreal	1-3 L
6	Apr 13	Montreal	3-4 L (OT)

MONTREAL WON BEST-OF-SEVEN SEMI-FINAL 4-2

GP	DATE	OPPONENT	RESULT
1	Apr 7 @	Montreal	3-4 L
2	Apr 9 @	Montreal	0-2 L
3	Apr 12	Montreal	2-5 L
4	Apr 14	Montreal	1-4 L

MONTREAL WON BEST-OF-SEVEN SEMI-FINAL 4-0

GP	DATE	OPPONENT	RESULT
1	Apr 7 @	Montreal	3-4 L
2	Apr 9 @	Montreal	0-2 L
3	Apr 12	Montreal	2-5 L
4	Apr 14	Montreal	1-4 L

MONTREAL WON BEST-OF-SEVEN SEMI-FINAL 4-0

GP	DATE	OPPONENT	RESULT
1	Apr 7 @	Montreal	3-4 L
2	Apr 9 @	Montreal	0-2 L
3	Apr 12	Montreal	2-5 L
4	Apr 14	Montreal	1-4 L

MONTREAL WON BEST-OF-SEVEN SEMI-FINAL 4-0

GP	DATE	OPPONENT	RESULT
1	Apr 7 @	Montreal	3-4 L
2	Apr 9 @	Montreal	0-2 L
3	Apr 12	Montreal	2-5 L
4	Apr 14	Montreal	1-4 L

MONTREAL WON BEST-OF-SEVEN SEMI-FINAL 4-0

GP	DATE	OPPONENT	RESULT
1	Apr 7 @	Montreal	3-4 L
2	Apr 9 @	Montreal	0-2 L
3	Apr 12	Montreal	2-5 L
4	Apr 14	Montreal	1-4 L

MONTREAL WON BEST-OF-SEVEN SEMI-FINAL 4-0

ALL-TIME PLAYOFF SCORING & GAME RESULTS

1967

PLAYER	POS	GP	G	A	PTS	PIM		
Jim Pappin	R	12	7	8	15	12		
Pete Sternkowski	C	12	5	7	12	20		
Bob Pulford	L	12	1	10	11	12		
Frank Mahovlich	L	12	3	7	10	8		
Tim Horton	D	12	3	5	8	25		
Dave Keon	C	12	3	5	8	0		
Mike Walton	C	12	4	3	7	2		
Brian Conacher	L	12	3	2	5	21		
Red Kelly	D/C	12	0	5	5	2		
George Armstrong	R	9	2	1	3	6		
Ron Ellis	R	12	2	1	3	4		
Larry Hillman	D	12	1	2	3	0		
Allan Stanley	D	12	0	2	2	10		
Marcel Pronovost	D	12	1	0	1	8		
Larry Jeffrey	L	6	0	1	1	4		
Bob Baun	D	10	0	0	0	4		
Johnny Bower	G	4	0	0	0	2		
Aut Erickson	D	1	0	0	0	2		
Milan Marcketta	C	3	0	0	0	0		
Terry Sawchuk	G	10	0	0	0	0		
Eddie Shack	L	8	0	0	0	8		
PLAYER	POS	GP	W	L	GAA	SO	PIM	MIN
Terry Sawchuk	G	10	6	4	2.65	0	0	565
Johnny Bower	G	4	2	0	1.64	1	2	183

GP	DATE	OPPONENT	RESULT
1	Apr 6	@ Chicago	2-5 L
2	Apr 9	@ Chicago	3-1 W
3	Apr 11	Chicago	3-1 W
4	Apr 13	Chicago	3-4 L
5	Apr 15	@ Chicago	4-2 W
6	Apr 18	Chicago	3-1 W
TORONTO WON BEST-OF-SEVEN SEMI-FINAL 4-2			
7	Apr 20	@ Montreal	2-6 L
8	Apr 22	@ Montreal	3-0 W
9	Apr 25	Montreal	3-2 W (OT)
10	Apr 27	Montreal	2-6 L
11	Apr 29	@ Montreal	4-1 W
12	May 2	Montreal	3-1 W
TORONTO WON BEST-OF-SEVEN FINAL 4-2			

1969

PLAYER	POS	GP	G	A	PTS	PIM	PP	SH	GW
Dave Keon	C	4	1	3	4	2	0	1	0
Ron Ellis	R	4	2	1	3	2	1	0	0
Murray Oliver	C	4	1	2	3	0	0	0	0
Norm Ullman	C	4	1	0	1	0	0	0	0
Jim Dorey	D	4	0	1	1	21	0	0	0
Paul Henderson	R	4	0	1	1	0	0	0	0
Pierre Pilote	D	4	0	1	1	4	0	0	0
George Armstrong	R	4	0	0	0	0	0	0	0
Johnny Bower	G	4	0	0	0	0	0	0	0
Bruce Gamble	G	3	0	0	0	0	0	0	0
Tim Horton	D	4	0	0	0	7	0	0	0
Forbes Kennedy	C	1	0	0	0	38	0	0	0
Rick Ley	D	3	0	0	0	9	0	0	0
Larry Mickey	R	3	0	0	0	5	0	0	0
Mike Pelyk	D	4	0	0	0	8	0	0	0
Bob Pulford	L	4	0	0	0	2	0	0	0
Pat Quinn	D	4	0	0	0	13	0	0	0
Brit Selby	L	4	0	0	0	4	0	0	0
Floyd Smith	R	4	0	0	0	0	0	0	0
Mike Walton	C	4	0	0	0	4	0	0	0
PLAYER	POS	GP	W	L	GAA	SO	PIM	MIN	
Johnny Bower	G	4	0	2	11	4.29	0	0	154
Bruce Gamble	G	3	0	2	13	9.07	0	0	86

GP	DATE	OPPONENT	RESULT
1	Apr 2	@ Boston	0-10 L
2	Apr 3	@ Boston	0-7 L
3	Apr 5	Boston	3-4 L
4	Apr 6	Boston	2-3 L
BOSTON WON BEST-OF-SEVEN QUARTER-FINAL 4-0			

1971

PLAYER	POS	GP	G	A	PTS	PIM	PP	SH	GW
Paul Henderson	R	6	5	1	6	4	1	0	2
Dave Keon	C	6	3	2	5	0	0	0	0
Jim McKenny	D	6	2	1	3	2	1	0	0
Darryl Sittler	C	6	2	1	3	31	1	0	0
Billy MacMillan	R	6	0	3	3	2	0	0	0
Garry Monahan	L	6	2	0	2	2	0	0	0
Ron Ellis	R	6	1	1	2	2	1	0	0
George Armstrong	R	6	0	2	2	0	0	0	0
Rick Ley	D	6	0	2	2	4	0	0	0
Norm Ullman	C	6	0	2	2	2	0	0	0
Bob Baun	D	6	0	1	1	19	0	0	0
Jim Dorey	D	6	0	1	1	19	0	0	0
Jim Harrison	C	6	0	1	1	33	0	0	0
Brian Spencer	L	6	0	1	1	17	0	0	0
Denis Dupere	L	6	0	0	0	0	0	0	0
Brian Glennie	D	3	0	0	0	0	0	0	0
Bernie Parent	G	4	0	0	0	0	0	0	0
Mike Pelyk	D	6	0	0	0	10	0	0	0
Jacques Plante	G	3	0	0	0	0	0	0	0
Guy Trottier	R	5	0	0	0	0	0	0	0
PLAYER	POS	GP	W	L	GAA	SO	PIM	MIN	
Bernie Parent	G	4	2	2	9	2.30	0	0	235
Jacques Plante	G	3	0	2	7	3.13	0	0	134

GP	DATE	OPPONENT	RESULT
1	Apr 7	@ NY Rangers	4-5 L
2	Apr 8	@ NY Rangers	4-1 W
3	Apr 10	NY Rangers	3-1 W
4	Apr 11	NY Rangers	2-4 L
5	Apr 13	@ NY Rangers	1-3 L
6	Apr 15	NY Rangers	1-2 L (OT)
NY RANGERS WON BEST-OF-SEVEN QUARTER-FINAL 4-2			

ALL-TIME PLAYOFF SCORING & GAME RESULTS

1972

PLAYER	POS	GP	G	A	PTS	PIM	PP	SH	GW
Dave Keon	C	5	2	3	5	0	0	0	0
Norm Ullman	C	5	1	3	4	2	0	0	0
Jim McKenny	D	5	3	0	3	2	2	1	0
Paul Henderson	R	5	1	2	3	6	0	0	0
Ron Ellis	R	5	1	1	2	4	1	0	0
Jim Harrison	C	5	1	0	1	10	0	0	1
Guy Trottier	R	4	1	0	1	16	0	0	0
Pierre Jarry	L	5	0	1	1	0	0	0	0
Bob Baun	D	5	0	0	0	4	0	0	0
Denis Dupere	L	5	0	0	0	0	0	0	0
Brian Glennie	D	5	0	0	0	25	0	0	0
Rick Kehoe	R	2	0	0	0	2	0	0	0
Rick Ley	D	5	0	0	0	7	0	0	0
Billy MacMillan	R	5	0	0	0	0	0	0	0
Don Marshall	L	1	0	0	0	0	0	0	0
Garry Monahan	L	5	0	0	0	0	0	0	0
Bernie Parent	G	4	0	0	0	0	0	0	0
Mike Pelyk	D	5	0	0	0	8	0	0	0
Jacques Plante	G	1	0	0	0	0	0	0	0
Brad Selwood	D	5	0	0	0	4	0	0	0
Darryl Sittler	C	3	0	0	0	2	0	0	0
PLAYER	POS	GP	W	L	GAA	SO	PIM	MIN	
Bernie Parent	G	4	1	3	13	3.21	0	0	243
Jacques Plante	G	1	0	1	5	5.00	0	0	60

GP	DATE	OPPONENT	RESULT
1	Apr 5	@ Boston	0-5 L
2	Apr 6	@ Boston	4-3 W (OT)
3	Apr 8	Boston	0-2 L
4	Apr 9	Boston	4-5 L
5	Apr 11	@ Boston	2-3 L
BOSTON WON BEST-OF-SEVEN QUARTER-FINAL 4-1			

1974

PLAYER	POS	GP	G	A	PTS	PIM	PP	SH	GW
Bob Neely	L	4	1	3	4	0	0	0	0
Ron Ellis	R	4	2	1	3	0	0	0	0
Darryl Sittler	C	4	2	1	3	6	1	0	0
Dave Keon	C	4	1	2	3	0	0	0	0
Norm Ullman	C	4	1	1	2	0	0	0	0
Paul Henderson	R	4	0	2	2	2	0	0	0
Jim McKenny	D	4	0	2	2	0	0	0	0
Inge Hammarstrom	L	4	1	0	1	0	0	0	0
Eddie Shack	L	4	1	0	1	2	0	0	0
Tim Ecclestone	L	4	0	1	1	0	0	0	0
George Ferguson	C	3	0	1	1	2	0	0	0
Garry Monahan	L	4	0	1	1	7	0	0	0
Borje Salming	D	4	0	1	1	4	0	0	0
Errol Thompson	L	2	0	1	1	0	0	0	0
Willie Brossart	D	1	0	0	0	0	0	0	0
Denis Dupere	L	3	0	0	0	0	0	0	0
Doug Favell	G	3	0	0	0	0	0	0	0
Brian Glennie	D	3	0	0	0	10	0	0	0
Eddie Johnston	G	1	0	0	0	0	0	0	0
Mike Pelyk	D	4	0	0	0	4	0	0	0
Ian Turnbull	D	4	0	0	0	8	0	0	0
PLAYER	POS	GP	W	L	GAA	SO	PIM	MIN	
Doug Favell	G	3	0	3	10	3.31	0	0	181
Eddie Johnston	G	1	0	1	6	6.00	0	0	60

GP	DATE	OPPONENT	RESULT
1	Apr 10	@ Boston	0-1 L
2	Apr 11	@ Boston	3-6 L
3	Apr 13	Boston	3-6 L
4	Apr 14	Boston	3-4 L (OT)
BOSTON WON BEST-OF-SEVEN QUARTER-FINAL 4-0			

1975

PLAYER	POS	GP	G	A	PTS	PIM	PP	SH	GW
Blaine Stoughton	R	7	4	2	6	2	1	0	1
Dave Keon	C	7	0	5	5	0	0	0	0
Inge Hammarstrom	L	7	1	3	4	4	0	0	1
Tiger Williams	L	7	1	3	4	25	1	0	0
Borje Salming	D	7	0	4	4	6	0	0	0
Ron Ellis	R	7	3	0	3	2	1	0	0
Darryl Sittler	C	7	2	1	3	15	1	0	0
Dave Dunn	D	7	1	1	2	24	0	0	0
Ian Turnbull	D	7	0	2	2	4	0	0	0
George Ferguson	C	7	1	0	1	7	0	0	0
Jim McKenny	D	7	0	1	1	2	0	0	0
Claire Alexander	D	7	0	0	0	0	0	0	0
Bill Flett	R	5	0	0	0	2	0	0	0
Lanny McDonald	R	7	0	0	0	2	0	0	0
Gord McRae	G	7	0	0	0	0	0	0	0
Bob Neely	L	3	0	0	0	2	0	0	0
Rod Seiling	D	7	0	0	0	0	0	0	0
Errol Thompson	L	6	0	0	0	9	0	0	0
Norm Ullman	C	7	0	0	0	2	0	0	0
PLAYER	POS	GP	W	L	GAA	SO	PIM	MIN	
Gord McRae	G	7	2	5	21	2.86	0	0	441

GP	DATE	OPPONENT	RESULT
1	Apr 8	@ Los Angeles	2-3 L (OT)
2	Apr 10	Los Angeles	3-2 W (OT)
3	Apr 11	@ Los Angeles	2-1 W
TORONTO WON BEST-OF-THREE PRELIMINARY 2-1			
4	Apr 13	@ Philadelphia	3-6 L
5	Apr 15	@ Philadelphia	0-3 L
6	Apr 17	Philadelphia	0-2 L
7	Apr 19	Philadelphia	3-4 L (OT)
PHILADELPHIA WON BEST-OF-SEVEN QUARTER-FINAL 4-0			

ALL-TIME PLAYOFF SCORING & GAME RESULTS

1976

PLAYER	POS	GP	G	A	PTS	PIM	PP	SH	GW
Darryl Sittler	C	10	5	7	12	19	2	0	1
Ian Turnbull	D	10	2	9	11	29	1	0	0
Lanny McDonald	R	10	4	4	8	4	2	0	1
Borje Salming	D	10	3	4	7	9	1	0	0
Errol Thompson	L	10	3	3	6	0	2	1	0
Claire Alexander	D	9	2	4	6	4	1	0	0
George Ferguson	C	10	2	4	6	2	0	0	1
Jim McKenny	D	6	2	3	5	2	1	0	1
Jack Valiquette	C	10	2	3	5	2	0	0	0
Pat Boutette	C/R	10	1	4	5	16	0	0	0
Bob Neely	L	10	3	1	4	7	2	0	0
Stan Weir	C	9	1	3	4	0	1	0	1
Scott Garland	C	7	1	2	3	35	1	0	0
Brian Glennie	D	6	0	1	1	15	0	0	0
Rod Seiling	D	10	0	1	1	6	0	0	0
Dave Dunn	D	3	0	0	0	17	0	0	0
Gord McRae	G	1	0	0	0	0	0	0	0
Wayne Thomas	G	10	0	0	0	0	0	0	0
Kurt Walker	D	6	0	0	0	24	0	0	0
Bob Warner	D	2	0	0	0	0	0	0	0
Tiger Williams	L	10	0	0	0	75	0	0	0
PLAYER	POS	GP	W	L	GA	GAA	SO	PIM	MIN
Wayne Thomas	G	10	5	5	34	3.48	1	0	587
Gord McRae	G	1	0	0	1	4.62	0	0	13

GP	DATE	OPPONENT	RESULT
1	Apr 6	Pittsburgh	4-1 W
2	Apr 8	@ Pittsburgh	0-2 L
3	Apr 9	Pittsburgh	4-0 W
TORONTO WON BEST-OF-THREE PRELIMINARY 2-1			
4	Apr 12	@ Philadelphia	1-4 L
5	Apr 13	@ Philadelphia	1-3 L
6	Apr 15	Philadelphia	5-4 W
7	Apr 17	Philadelphia	4-3 W
8	Apr 20	@ Philadelphia	1-7 L
9	Apr 22	Philadelphia	8-5 W
10	Apr 25	@ Philadelphia	3-7 L
PHILADELPHIA WON BEST-OF-SEVEN QUARTER-FINAL 4-3			

1977

PLAYER	POS	GP	G	A	PTS	PIM	PP	SH	GW
Darryl Sittler	C	9	5	16	21	4	3	0	0
Lanny McDonald	R	9	10	7	17	6	3	0	1
Borje Salming	D	9	3	6	9	6	2	0	0
Tiger Williams	L	9	3	6	9	29	0	0	1
Ian Turnbull	D	9	4	4	8	10	4	0	0
Bob Neely	L	9	1	3	4	6	1	0	0
Pat Boutette	C/R	9	0	4	4	17	0	0	0
Stan Weir	C	7	2	1	3	0	1	0	1
George Ferguson	C	9	0	3	3	7	0	0	0
Errol Thompson	L	9	2	0	2	0	0	0	1
Jim McKenny	D	9	0	2	2	2	0	0	0
Mike Pelyk	D	9	0	2	2	4	0	0	0
Don Ashby	C	9	1	0	1	4	0	0	0
Randy Carlyle	D	9	0	1	1	20	0	0	0
Bruce Boudreau	C	3	0	0	0	0	0	0	0
Paul Evans	C/L	2	0	0	0	0	0	0	0
Brian Glennie	D	2	0	0	0	0	0	0	0
Inge Hammarstrom	L	2	0	0	0	0	0	0	0
Mike Palmateer	G	6	0	0	0	0	0	0	0
Tracy Pratt	D	4	0	0	0	0	0	0	0
Wayne Thomas	G	4	0	0	0	0	0	0	0
Bob Warner	D	2	0	0	0	0	0	0	0
PLAYER	POS	GP	W	L	GA	GAA	SO	PIM	MIN
Mike Palmateer	G	6	3	3	16	2.67	0	0	360
Wayne Thomas	G	4	1	2	12	3.56	0	0	202

GP	DATE	OPPONENT	RESULT
1	Apr 5	@ Pittsburgh	4-2 W
2	Apr 7	Pittsburgh	4-6 L
3	Apr 9	@ Pittsburgh	5-2 W
TORONTO WON BEST-OF-THREE PRELIMINARY 2-1			
4	Apr 11	@ Philadelphia	3-2 W
5	Apr 13	@ Philadelphia	4-1 W
6	Apr 15	Philadelphia	3-4 L (OT)
7	Apr 17	Philadelphia	5-6 L (OT)
8	Apr 19	@ Philadelphia	0-2 L
9	Apr 21	Philadelphia	3-4 L
PHILADELPHIA WON BEST-OF-SEVEN QUARTER-FINAL 4-2			

1978

PLAYER	POS	GP	G	A	PTS	PIM	PP	SH	GW
Ian Turnbull	D	13	6	10	16	10	1	0	0
Darryl Sittler	C	13	3	8	11	12	2	0	0
Lanny McDonald	R	13	3	4	7	10	1	0	2
George Ferguson	C	13	5	1	6	7	0	0	0
Pat Boutette	C/R	13	3	3	6	40	0	0	0
Jimmy Jones	R	13	1	5	6	7	0	0	0
Ron Ellis	R	13	3	2	5	0	0	0	2
Stan Weir	C	13	3	1	4	0	1	0	1
Borje Salming	D	6	2	2	4	6	0	0	1
Dan Maloney	L	13	1	3	4	17	1	0	0
Jack Valiquette	C	13	1	3	4	2	1	0	0
Tiger Williams	L	12	1	2	3	63	0	0	0
Trevor Johansen	D	13	0	3	3	21	0	0	0
Jerry Butler	R	13	1	1	2	18	0	0	0
Randy Carlyle	D	7	0	1	1	8	0	0	0
Mike Pelyk	D	12	0	1	1	7	0	0	0
John Anderson	R	2	0	0	0	0	0	0	0
Brian Glennie	D	13	0	0	0	16	0	0	0
Mike Palmateer	G	13	0	0	0	7	0	0	0
Kurt Walker	D	10	0	0	0	10	0	0	0
PLAYER	POS	GP	W	L	GA	GAA	SO	PIM	MIN
Mike Palmateer	G	13	6	7	32	2.42	2	7	795

GP	DATE	OPPONENT	RESULT
1	Apr 11	Los Angeles	7-3 W
2	Apr 13	@ Los Angeles	4-0 W
TORONTO WON BEST-OF-THREE PRELIMINARY 2-0			
3	Apr 17	@ NY Islanders	1-4 L
4	Apr 19	@ NY Islanders	2-3 L (OT)
5	Apr 21	NY Islanders	2-0 W
6	Apr 23	NY Islanders	3-1 W
7	Apr 25	@ NY Islanders	1-2 L (OT)
8	Apr 27	NY Islanders	5-2 W
9	Apr 29	@ NY Islanders	2-1 W (OT)
TORONTO WON BEST-OF-SEVEN QUARTER-FINAL 4-3			
10	May 2	@ Montreal	3-5 L
11	May 4	@ Montreal	2-3 L
12	May 6	Montreal	1-6 L
13	May 9	Montreal	0-2 L
MONTREAL WON BEST-OF-SEVEN SEMI-FINAL 4-0			

ALL-TIME PLAYOFF SCORING & GAME RESULTS

1979

PLAYER	POS	GP	G	A	PTS	PIM	PP	SH	GW
Darryl Sittler	C	6	5	4	9	17	2	0	0
Walt McKechnie	C	6	4	3	7	7	0	1	1
Dan Maloney	L	6	3	3	6	2	1	0	1
Lanny McDonald	R	6	3	2	5	0	0	0	0
Pat Boutette	C/R	6	2	2	4	22	0	0	0
Ian Turnbull	D	6	0	4	4	27	0	0	0
Dave Hutchison	D	6	0	3	3	23	0	0	0
Ron Ellis	R	6	1	1	2	2	0	0	0
John Anderson	R	6	0	2	2	0	0	0	0
Rocky Saganuik	R/C	3	1	0	1	5	0	0	0
Dave Burrows	D	6	0	1	1	7	0	0	0
Paul Gardner	C	6	0	1	1	4	0	0	0
Joel Quenneville	D	6	0	1	1	4	0	0	0
Borje Salming	D	6	0	1	1	8	0	0	0
Ron Wilson	D	3	0	1	1	0	0	0	0
Jerry Butler	R	6	0	0	0	4	0	0	0
Paul Harrison	G	2	0	0	0	0	0	0	0
Jimmy Jones	R	6	0	0	0	4	0	0	0
Mike Palmateer	G	5	0	0	0	6	0	0	0
Tiger Williams	L	6	0	0	0	48	0	0	0
PLAYER	POS	GP	W	L	GA	GAA	SO	PIM	MIN
Mike Palmateer	G	5	2	3	17	3.42	0	6	298
Paul Harrison	G	2	0	1	7	4.62	0	0	91

GP	DATE	OPPONENT	RESULT
1	Apr 10	@ Atl. Flames	2-1 W
2	Apr 12	Atl. Flames	7-4 W
TORONTO WON BEST-OF-THREE PRELIMINARY 2-0			
3	Apr 16	@ Montreal	2-5 L
4	Apr 18	@ Montreal	1-5 L
5	Apr 21	Montreal	3-4 L (OT)
6	Apr 22	Montreal	4-5 L (OT)
MONTREAL WON BEST-OF-SEVEN QUARTER-FINAL 4-0			

1980

PLAYER	POS	GP	G	A	PTS	PIM	PP	SH	GW
Darryl Sittler	C	3	1	2	3	10	1	0	0
Ron Wilson	D	3	1	2	3	2	1	0	0
Ian Turnbull	D	3	0	3	3	2	0	0	0
Terry Martin	L	3	2	0	2	7	0	0	0
John Anderson	R	3	1	1	2	0	0	0	0
Laurie Boschman	C	3	1	1	2	18	1	0	0
Borje Salming	D	3	1	1	2	2	1	0	0
Wilf Paiement	R	3	0	2	2	17	0	0	0
Rick Vaive	R	3	1	0	1	11	0	0	0
Dave Burrows	D	3	0	1	1	2	0	0	0
Larry Carriere	D	2	0	0	0	0	0	0	0
Jiri Crha	G	2	0	0	0	0	0	0	0
Bill Derlago	C	3	0	0	0	4	0	0	0
Ron Ellis	R	3	0	0	0	0	0	0	0
Dave Farrish	D	3	0	0	0	10	0	0	0
Pat Hickey	L	3	0	0	0	2	0	0	0
Mike Kaszycki	C	2	0	0	0	2	0	0	0
Richard Mulhern	D	1	0	0	0	0	0	0	0
Mike Palmateer	G	1	0	0	0	2	0	0	0
Rocky Saganuik	R/C	3	0	0	0	10	0	0	0
PLAYER	POS	GP	W	L	GA	GAA	SO	PIM	MIN
Jiri Crha	G	2	0	2	10	4.96	0	0	121
Mike Palmateer	G	1	0	1	7	7.00	0	2	60

GP	DATE	OPPONENT	RESULT
1	Apr 8	@ Min. North Stars	3-6 L
2	Apr 9	@ Min. North Stars	2-7 L
3	Apr 11	Min. North Stars	3-4 L (OT)
MIN. NORTH STARS WON BEST-OF-FIVE PRELIMINARY 3-0			

1981

PLAYER	POS	GP	G	A	PTS	PIM	PP	SH	GW
Rene Robert	R	3	0	2	2	2	0	0	0
Borje Salming	D	3	0	2	2	4	0	0	0
Bruce Boudreau	C	2	1	0	1	0	0	0	0
Bill Derlago	C	3	1	0	1	2	1	0	0
Ian Turnbull	D	3	1	0	1	4	0	0	0
Rick Vaive	R	3	1	0	1	4	0	0	0
Vitezslav Duris	D	3	0	1	1	2	0	0	0
Barry Melrose	D	3	0	1	1	15	0	0	0
Ron Sedlbauer	L	2	0	1	1	2	0	0	0
John Anderson	R	2	0	0	0	0	0	0	0
Laurie Boschman	C	3	0	0	0	7	0	0	0
Jiri Crha	G	3	0	0	0	0	0	0	0
Dave Farrish	D	1	0	0	0	0	0	0	0
Paul Harrison	G	1	0	0	0	0	0	0	0
Pat Hickey	L	2	0	0	0	0	0	0	0
Michel Larocque	G	2	0	0	0	0	0	0	0
Dan Maloney	L	3	0	0	0	4	0	0	0
Terry Martin	L	3	0	0	0	0	0	0	0
Wilf Palement	R	3	0	0	0	2	0	0	0
Dave Shand	D	3	0	0	0	0	0	0	0
Darryl Sittler	C	3	0	0	0	4	0	0	0
Ron Zanussi	R	3	0	0	0	0	0	0	0
PLAYER	POS	GP	W	L	GAA	SO	PIM	MIN	
Michel Larocque	G	2	0	1	8	6.40	0	0	75
Jiri Crha	G	3	0	2	11	10.15	0	0	65
Paul Harrison	G	1	0	0	1	1.50	0	0	40

ALL-TIME PLAYOFF SCORING & GAME RESULTS

1983

PLAYER	POS	GP	G	A	PTS	PIM	PP	SH	GW
Miroslav Frycer	R	4	2	5	7	0	0	0	0
Rick Vaive	R	4	2	5	7	6	0	0	0
John Anderson	R	4	2	4	6	0	1	0	0
Borje Salming	D	4	1	4	5	10	1	0	0
Walt Poddubny	L	4	3	1	4	0	2	0	1
Bill Derlago	C	4	3	0	3	2	2	0	0
Gaston Gingras	D	3	1	2	3	2	0	0	0
Greg Terrion	L	4	1	2	3	2	0	0	0
Jim Benning	D	4	1	1	2	2	0	0	0
Bruce Boudreau	C	4	1	0	1	0	0	0	0
Dave Shand	D	4	1	0	1	13	0	0	0
Billy Harris	R	4	0	1	1	2	0	0	0
Barry Melrose	D	4	0	1	1	23	0	0	0
Norm Aubin	C	1	0	0	0	0	0	0	0
Reid Bailey	D	2	0	0	0	2	0	0	0
Stew Gavin	L	4	0	0	0	0	0	0	0
Paul Higgins	R	1	0	0	0	0	0	0	0
Jim Korn	D/L	3	0	0	0	26	0	0	0
Gary Leeman	D	2	0	0	0	0	0	0	0
Terry Martin	L	4	0	0	0	9	0	0	0
Frank Nigro	C	3	0	0	0	2	0	0	0
Mike Palmateer	G	4	0	0	0	2	0	0	0
Rick St. Croix	G	1	0	0	0	0	0	0	0
PLAYER	POS	GP	W	L	GA	GAA	SO	PIM	MIN
Mike Palmateer	G	4	1	3	17	4.05	0	2	252
Rick St. Croix	G	1	0	0	1	60.00	0	0	1

GP	DATE	OPPONENT	RESULT
1	Apr 6	@ Min. North Stars	4-5 L
2	Apr 7	@ Min. North Stars	4-5 L (OT)
3	Apr 9	Min. North Stars	6-3 W
4	Apr 10	Min. North Stars	4-5 L (OT)
MIN. NORTH STARS WON BEST-OF-FIVE DIVISION SEMI-FINAL 3-1			

1986

PLAYER	POS	GP	G	A	PTS	+/-	PIM	PP	SH	GW	S
Steve Thomas	L	10	6	8	14	2	9	3	0	0	36
Tom Fergus	C	10	5	7	12	3	6	3	0	1	25
Gary Leeman	R	10	2	10	12	2	2	0	0	0	25
Russ Courtnall	R	10	3	6	9	2	8	1	0	0	32
Rick Vaive	R	9	6	2	8	-2	9	3	0	0	31
Borje Salming	D	10	1	6	7	13	14	0	0	0	23
Wendel Clark	L/D	10	5	1	6	1	47	1	0	1	25
Walt Poddubny	L	9	4	1	5	0	4	0	0	3	22
Peter Ihnacak	C	10	2	3	5	-1	12	0	0	1	20
Dan Daoust	C	10	2	2	4	2	19	0	0	0	12
Miroslav Frycer	R	10	1	3	4	-3	10	0	0	0	20
Brad Smith	R	6	2	1	3	2	20	1	0	0	11
Al Iafrate	D	10	0	3	3	12	4	0	0	0	11
Greg Terrion	L	10	0	3	3	1	17	0	0	0	9
Gary Nyland	D	10	0	2	2	-5	25	0	0	0	8
Bill Root	D	7	0	2	2	-1	13	0	0	0	6
Chris Kotsopoulos	D	10	1	0	1	-4	14	0	0	0	7
Brad Maxwell	D	3	0	1	1	-3	12	0	0	0	2
Todd Gill	D	1	0	0	0	0	0	0	0	0	1
Bob McGill	D	9	0	0	0	-3	35	0	0	0	6
Marian Stastny	R	3	0	0	0	-1	0	0	0	0	1
Ken Wregget	G	10	0	0	0	0	4	0	0	0	0
PLAYER	POS	GP	W	L	GA	SV%	GAA	SO	PIM	MIN	
Ken Wregget	G	10	6	4	32	.901	3.16	1	4	607	

GP	DATE	OPPONENT	RESULT
1	Apr 9	@ Chicago	5-3 W
2	Apr 10	@ Chicago	6-4 W
3	Apr 12	Chicago	7-2 W
TORONTO WON BEST-OF-FIVE DIVISION SEMI-FINAL 3-0			
4	Apr 18	@ St. Louis	1-6 L
5	Apr 20	@ St. Louis	3-0 W
6	Apr 22	St. Louis	5-2 W
7	Apr 24	St. Louis	4-7 L
8	Apr 26	@ St. Louis	3-4 L (OT)
9	Apr 28	St. Louis	5-3 W
10	Apr 30	@ St. Louis	1-2 L
ST. LOUIS WON BEST-OF-SEVEN DIVISION FINAL 4-3			

ALL-TIME PLAYOFF SCORING & GAME RESULTS

1987

PLAYER	POS	GP	G	A	PTS	+/-	PIM	PP	SH	GW	S
Wendel Clark	L	13	6	5	11	6	38	3	0	1	61
Mike Allison	L	13	3	5	8	0	15	1	0	2	19
Dan Daoust	C	13	5	2	7	-2	42	0	0	2	27
Russ Courtnall	R	13	3	4	7	1	11	1	0	0	31
Rick Vaive	R	13	4	2	6	-1	23	1	0	0	42
Peter Ihnacak	C	13	2	4	6	3	9	0	0	0	17
Vincent Damphousse	C	12	1	5	6	-3	8	1	0	0	18
Steve Thomas	L	13	2	3	5	-4	13	0	0	0	31
Todd Gill	D	13	2	2	4	2	42	0	0	0	15
Al Iafrate	D	13	1	3	4	-1	11	1	0	0	20
Rick Lanz	D	13	1	3	4	2	27	0	0	1	25
Mark Osborne	L	9	1	3	4	1	6	0	0	0	14
Borje Salming	D	13	0	3	3	-1	14	0	0	0	20
Brad Smith	R	11	1	1	2	-2	24	0	0	1	7
Greg Terrion	L	13	0	2	2	-1	14	0	0	0	14
Bill Root	D	13	1	0	1	0	12	0	0	0	5
Tom Fergus	C	2	0	1	1	1	2	0	0	0	0
Gary Leeman	R	5	0	1	1	1	14	0	0	0	3
Ken Wregget	G	13	0	1	1	0	4	0	0	0	0
Allan Bester	G	1	0	0	0	0	0	0	0	0	0
Daryl Evans	L	1	0	0	0	0	0	0	0	0	5
Miroslav Ihnacak	L	1	0	0	0	0	0	0	0	0	2
Wes Jarvis	C	2	0	0	0	0	2	0	0	0	0
Terry Johnson	D	2	0	0	0	-2	0	0	0	0	0
Chris Kotsopoulos	D	7	0	0	0	0	14	0	0	0	6
Kevin Maguire	R	1	0	0	0	0	0	0	0	0	0
Bob McGill	D	3	0	0	0	-1	0	0	0	0	0
Ken Yaremchuk	C	6	0	0	0	0	0	0	0	0	0
PLAYER	POS	GP	W	L	GA	SV%	GAA	SO	PIM	MIN	
Ken Wregget	G	13	7	6	29	.921	2.29	1	4	761	
Allan Bester	G	1	0	0	1	.941	1.54	0	0	39	

GP	DATE	OPPONENT	RESULT
1	Apr 8	@ St. Louis	1-3 L
2	Apr 9	@ St. Louis	3-2 W (OT)
3	Apr 11	St. Louis	3-5 L
4	Apr 12	St. Louis	2-1 W
5	Apr 14	@ St. Louis	2-1 W
6	Apr 16	St. Louis	4-0 W
TORONTO WON BEST-OF-SEVEN DIVISION SEMI-FINAL 4-2			
7	Apr 21	@ Detroit	4-2 W
8	Apr 23	@ Detroit	7-2 W
9	Apr 25	Detroit	2-4 L
10	Apr 27	Detroit	3-2 W (OT)
11	Apr 29	@ Detroit	0-3 L
12	May 1	Detroit	2-4 L
13	May 3	@ Detroit	0-3 L
DETROIT WON BEST-OF-SEVEN DIVISION FINAL 4-3			

1988

PLAYER	POS	GP	G	A	PTS	+/-	PIM	PP	SH	GW	S
Ed Olczyk	C	6	5	4	9	1	2	1	1	1	17
Al Iafrate	D	6	3	4	7	-4	6	2	0	0	12
Tom Fergus	C	6	2	3	5	0	2	0	1	0	12
Todd Gill	D	6	1	3	4	1	20	1	0	0	9
Mark Osborne	L	6	1	3	4	3	16	0	0	1	9
Borje Salming	D	6	1	3	4	1	8	0	0	0	16
Russ Courtnall	R	6	2	1	3	-5	0	0	0	0	10
Mike Blaisdell	R	6	1	2	3	0	10	0	0	0	12
Peter Ihnacak	C	5	0	3	3	2	4	0	0	0	8
Gary Leeman	R	2	2	0	2	2	2	2	0	0	4
Greg Terrion	L	5	0	2	2	0	4	0	0	0	3
Ken Yaremchuk	C	6	0	2	2	-3	10	0	0	0	6
Daniel Marois	R	3	1	0	1	-1	0	0	0	0	5
Al Secord	L	6	1	0	1	-1	16	0	0	0	5
Vincent Damphousse	C	6	0	1	1	-3	10	0	0	0	4
Dale DeGray	D	5	0	1	1	-3	16	0	0	0	11
Allan Bester	G	5	0	0	0	0	0	0	0	0	0
Brian Curran	D	6	0	0	0	0	41	0	0	0	1
Dan Daoust	C	4	0	0	0	-4	2	0	0	0	0
Miroslav Frycer	R	3	0	0	0	-3	6	0	0	0	2
Terry Johnson	D	3	0	0	0	-3	10	0	0	0	2
Rick Lanz	D	1	0	0	0	0	2	0	0	0	1
Sean McKenna	R	2	0	0	0	-4	0	0	0	0	5
Luke Richardson	D	2	0	0	0	-4	0	0	0	0	1
Ken Wregget	G	2	0	0	0	0	2	0	0	0	0
PLAYER	POS	GP	W	L	GA	SV%	GAA	SO	PIM	MIN	
Allan Bester	G	5	2	3	21	.844	4.98	0	0	253	
Ken Wregget	G	2	0	1	11	.823	6.11	0	2	108	

GP	DATE	OPPONENT	RESULT
1	Apr 6	@ Detroit	6-2 W
2	Apr 7	@ Detroit	2-6 L
3	Apr 9	Detroit	3-6 L
4	Apr 10	Detroit	0-8 L
5	Apr 12	@ Detroit	6-5 W (OT)
6	Apr 14	Detroit	3-5 L
DETROIT WON BEST-OF-SEVEN DIVISION SEMI-FINAL 4-2			

ALL-TIME PLAYOFF SCORING & GAME RESULTS

1990

PLAYER	POS	GP	G	A	PTS	+/-	PIM	PP	SH	GW	S
Gary Leeman	R	5	3	3	6	3	16	2	0	0	11
Mark Osborne	L	5	2	3	5	1	12	0	1	0	6
Daniel Marois	R	5	2	2	4	1	12	2	0	0	10
Tom Fergus	C	5	2	1	3	1	4	0	0	0	9
Ed Olczyk	C	5	1	2	3	3	14	0	0	0	15
Rob Ramage	D	5	1	2	3	1	20	0	0	0	21
Todd Gill	D	5	0	3	3	0	16	0	0	0	7
Tom Kurvers	D	5	0	3	3	-1	4	0	0	0	22
Scott Pearson	L	2	2	0	2	1	10	0	0	0	2
Wendel Clark	L	5	1	1	2	-2	19	0	0	0	14
Vincent Damphousse	C	5	0	2	2	1	2	0	0	0	10
Dave Hannan	C	3	1	0	1	-2	4	0	0	1	6
Brad Marsh	D	5	1	0	1	1	2	0	0	0	3
Brian Curran	D	5	0	1	1	-1	19	0	0	0	2
Dan Daoust	C	5	0	1	1	1	20	0	0	0	5
Lou Franceschetti	R	5	0	1	1	-3	26	0	0	0	5
John Kordic	R	5	0	1	1	-1	33	0	0	0	2
Allan Bester	G	4	0	0	0	0	0	0	0	0	0
John McIntyre	C	2	0	0	0	0	2	0	0	0	0
Jeff Reese	G	2	0	0	0	0	0	0	0	0	0
Dave Reid	L	3	0	0	0	-2	0	0	0	0	1
Luke Richardson	D	5	0	0	0	-1	22	0	0	0	5
PLAYER	POS	GP	W	L	GA	SV%	GAA	SO	PIM	MIN	
Allan Bester	G	4	0	3	14	.883	4.29	0	0	196	
Jeff Reese	G	2	1	1	6	.880	3.33	0	0	108	

1993

PLAYER	POS	GP	G	A	PTS	+/-	PIM	PP	SH	GW	S
Doug Gilmour	C	21	10	25	35	16	30	4	0	1	51
Wendel Clark	L	21	10	10	20	15	51	2	0	1	71
Dave Andreychuk	L	21	12	7	19	6	35	4	0	3	72
Glenn Anderson	R	21	7	11	18	7	31	0	0	2	46
Dave Ellett	D	21	4	8	12	4	8	2	0	0	62
Bob Rouse	D	21	3	8	11	3	29	1	0	1	33
Todd Gill	D	21	1	10	11	1	26	0	0	0	41
Mike Krushelnyski	L/C	16	3	7	10	4	8	1	0	0	29
Nikolai Borschevsky	R	16	2	7	9	2	0	0	0	1	30
Mike Foligno	R	18	2	6	8	9	42	1	0	2	36
Sylvain Lefebvre	D	21	3	3	6	9	20	0	0	0	27
Jamie Macoun	D	21	0	6	6	7	36	0	0	0	43
John Cullen	C	12	2	3	5	-1	0	1	0	0	10
Rob Pearson	R	14	2	2	4	-9	31	0	0	0	24
Peter Zedel	C	20	2	1	3	-6	6	0	0	0	40
Mike Eastwood	C	10	1	2	3	-1	8	0	0	0	6
Dmitri Mironov	D	14	1	2	3	-4	2	1	0	0	11
Bill Berg	L	21	1	1	2	1	18	0	0	0	30
Mark Osborne	L	19	1	1	2	-6	16	0	0	0	34
Ken Baumgartner	L	7	1	0	1	1	0	0	0	0	2
Kent Manderville	C	18	1	0	1	-1	8	0	0	0	17
Dave McLlwain	C/R	4	0	0	0	-4	0	0	0	0	3
Felix Potvin	G	21	0	0	0	0	6	0	0	0	0
Daren Puppa	G	1	0	0	0	0	2	0	0	0	0
PLAYER	POS	GP	W	L	GA	SV%	GAA	SO	PIM	MIN	
Felix Potvin	G	21	11	10	62	.903	2.84	1	6	1308	
Daren Puppa	G	1	0	0	1	.857	3.00	0	2	20	

GP	DATE	OPPONENT	RESULT
1	Apr 4	@ St. Louis	2-4 L
2	Apr 6	@ St. Louis	2-4 L
3	Apr 8	St. Louis	5-6 L (OT)
4	Apr 10	St. Louis	4-2 W
5	Apr 12	@ St. Louis	3-4 L
ST. LOUIS WON BEST-OF-SEVEN DIVISION			
SEMI-FINAL 4-1			

GP	DATE	OPPONENT	RESULT
1	Apr 19	@ Detroit	3-6 L
2	Apr 21	@ Detroit	2-6 L
3	Apr 23	Detroit	4-2 W
4	Apr 25	Detroit	3-2 W
5	Apr 27	@ Detroit	5-4 W (OT)
6	Apr 29	Detroit	3-7 L
7	May 1	@ Detroit	4-3 W (OT)
TORONTO WON BEST-OF-SEVEN DIVISION			
SEMI-FINAL 4-3			
8	May 3	St. Louis	2-1 W (OT)
9	May 5	St. Louis	1-2 L (OT)
10	May 7	@ St. Louis	3-4 L
11	May 9	@ St. Louis	4-1 W
12	May 11	St. Louis	5-1 W
13	May 13	@ St. Louis	1-2 L
14	May 15	St. Louis	6-0 W
TORONTO WON BEST-OF-SEVEN DIVISION			
FINAL 4-3			

GP	DATE	OPPONENT	RESULT
15	May 17	Los Angeles	4-1 W
16	May 19	Los Angeles	2-3 L
17	May 21	@ Los Angeles	2-4 L
18	May 23	@ Los Angeles	4-2 W
19	May 25	Los Angeles	3-2 W (OT)
20	May 27	@ Los Angeles	4-5 L (OT)
21	May 29	Los Angeles	4-5 L
LOS ANGELES WON BEST-OF-SEVEN			
CONFERENCE FINAL 4-3			

ALL-TIME PLAYOFF SCORING & GAME RESULTS

1994

PLAYER	POS	GP	G	A	PTS	+/-	PIM	PP	SH	GW	S
Doug Gilmour	C	18	6	22	28	3	42	5	0	1	31
Dave Ellett	D	18	3	15	18	1	31	3	0	0	33
Wendel Clark	L	18	9	7	16	0	24	2	0	1	72
Dmitri Mironov	D	18	6	9	15	-3	6	6	0	0	29
Mike Gartner	R	18	5	6	11	3	14	1	0	3	53
Dave Andreychuk	L	18	5	5	10	-3	16	3	1	0	50
Mark Osborne	L	18	4	2	6	1	52	0	2	1	23
Peter Zedel	C	18	2	4	6	-2	8	0	0	1	32
Todd Gill	D	18	1	5	6	1	37	0	0	1	20
Mike Eastwood	C	18	3	2	5	-5	12	1	0	1	22
Nikolai Borschevsky	R	15	2	2	4	-5	4	1	0	0	26
Bill Berg	L	18	1	2	3	-1	10	0	0	0	26
Sylvain Lefebvre	D	18	0	3	3	-3	16	0	0	0	26
Bob Rouse	D	18	0	3	3	-4	29	0	0	0	30
Jamie Macoun	D	18	1	1	2	-4	12	0	0	0	35
Kent Manderville	C	12	1	0	1	-1	4	0	1	0	13
Rob Pearson	R	14	1	0	1	-5	32	0	0	0	21
Ken Baumgartner	L	10	0	0	0	-1	18	0	0	0	3
John Cullen	C	3	0	0	0	0	0	0	0	0	3
Chris Govedaris	L	2	0	0	0	-1	0	0	0	0	2
Darby Hendrickson	C	2	0	0	0	-1	0	0	0	0	1
Mike Krushelnyski	L/C	6	0	0	0	-2	0	0	0	0	4
Eric Lacroix	L	2	0	0	0	-1	0	0	0	0	0
Ken McRae	C	6	0	0	0	-2	4	0	0	0	3
Felix Potvin	G	18	0	0	0	0	4	0	0	0	0
Damian Rhodes	G	1	0	0	0	0	0	0	0	0	0
PLAYER	POS	GP	W	L	GA	SV%	GAA	SO	PIM	MIN	
Felix Potvin	G	18	9	9	46	.912	2.46	3	4	1124	
Damian Rhodes	G	1	0	0	0	.000	0.00	0	0	1	

1995

PLAYER	POS	GP	G	A	PTS	+/-	PIM	PP	SH	GW	S
Mats Sundin	C	7	5	4	9	-2	4	2	0	1	27
Doug Gilmour	C	7	0	6	6	2	6	0	0	0	8
Dave Andreychuk	L	7	3	2	5	3	25	2	0	0	19
Mike Ridley	C	7	3	1	4	-3	2	1	0	1	11
Mike Gartner	R	5	2	2	4	4	2	0	0	0	10
Dmitri Mironov	D	6	2	1	3	-1	2	1	0	0	11
Jamie Macoun	D	7	1	2	3	0	8	0	0	0	15
Todd Gill	D	7	0	3	3	-4	6	0	0	0	16
Randy Wood	L/C	7	2	0	2	-2	6	1	0	1	14
Paul DiPietro	C	7	1	1	2	-3	0	0	0	0	9
Dave Ellett	D	7	0	2	2	-5	0	0	0	0	18
Tie Domi	R	7	1	0	1	-2	0	0	0	0	7
Bill Berg	L	7	0	1	1	-3	4	0	0	0	6
Mike Craig	R	2	0	1	1	0	2	0	0	0	7
Garth Butcher	D	7	0	0	0	0	8	0	0	0	6
Benoit Hogue	C	7	0	0	0	-4	6	0	0	0	6
Grant Jennings	D	4	0	0	0	-3	0	0	0	0	4
Kenny Jonsson	D	4	0	0	0	-2	0	0	0	0	3
Kent Manderville	C	7	0	0	0	-3	6	0	0	0	6
Felix Potvin	G	7	0	0	0	0	0	0	0	0	0
Warren Rychel	L	3	0	0	0	-2	0	0	0	0	2
Rich Sutter	R	4	0	0	0	-3	2	0	0	0	0
PLAYER	POS	GP	W	L	GA	SV%	GAA	SO	PIM	MIN	
Felix Potvin	G	7	3	4	20	.921	2.83	1	0	424	

GP	DATE	OPPONENT	RESULT
1	Apr 18	Chicago	5-1 W
2	Apr 20	Chicago	1-0 W (OT)
3	Apr 23	@ Chicago	4-5 L
4	Apr 24	@ Chicago	3-4 L (OT)
5	Apr 26	Chicago	1-0 W
6	Apr 28	@ Chicago	1-0 W
TORONTO WON BEST-OF-SEVEN			
CONFERENCE QUARTER-FINAL 4-2			
7	May 2	San Jose	2-3 L
8	May 4	San Jose	5-1 W
9	May 6	@ San Jose	2-5 L
10	May 8	@ San Jose	8-3 W
11	May 10	@ San Jose	2-5 L
12	May 12	San Jose	3-2 W (OT)
13	May 14	San Jose	4-2 W
TORONTO WON BEST-OF-SEVEN			
CONFERENCE SEMI-FINAL 4-3			
14	May 16	Vancouver	3-2 W (OT)
15	May 18	Vancouver	3-4 L
16	May 20	@ Vancouver	0-4 L
17	May 22	@ Vancouver	0-2 L
18	May 24	@ Vancouver	3-4 L (OT)
VANCOUVER WON BEST-OF-SEVEN			
CONFERENCE FINAL 4-1			

GP	DATE	OPPONENT	RESULT
1	May 7	@ Chicago	5-3 W
2	May 9	@ Chicago	3-0 W
3	May 11	Chicago	2-3 L
4	May 13	Chicago	1-3 L
5	May 15	@ Chicago	2-4 L
6	May 17	Chicago	5-4 W (OT)
7	May 19	@ Chicago	2-5 L
CHICAGO WON BEST-OF-SEVEN			
CONFERENCE QUARTER-FINAL 4-3			

ALL-TIME PLAYOFF SCORING & GAME RESULTS

1996

PLAYER	POS	GP	G	A	PTS	+/-	PIM	PP	SH	GW	S
Doug Gilmour	C	6	1	7	8	-4	12	1	0	0	15
Mike Gartner	R	6	4	1	5	-5	4	2	0	1	18
Kirk Muller	L	6	3	2	5	-1	0	2	0	0	12
Mats Sundin	C	6	3	1	4	-8	4	2	0	1	23
Wendell Clark	L	6	2	2	4	-6	2	1	0	0	17
Mathieu Schneider	D	6	0	4	4	-7	8	0	0	0	13
Todd Warriner	L	6	1	1	2	0	2	0	0	0	13
Tie Domi	R	6	0	2	2	0	4	0	0	0	4
Dave Gagner	C	6	0	2	2	-5	6	0	0	0	8
Jamie Macoun	D	6	0	2	2	3	8	0	0	0	10
Larry Murphy	D	6	0	2	2	-8	4	0	0	0	16
Mark Kolesar	L	3	1	0	1	1	2	0	1	0	2
Don Beaupre	G	2	0	0	0	0	0	0	0	0	0
Brandon Convery	C	5	0	0	0	0	2	0	0	0	4
Mike Craig	R	6	0	0	0	0	18	0	0	0	7
Dave Ellett	D	6	0	0	0	-5	4	0	0	0	16
Todd Gill	D	6	0	0	0	-2	24	0	0	0	9
Nick Kypreos	L	5	0	0	0	0	4	0	0	0	5
Felix Potvin	G	6	0	0	0	0	2	0	0	0	0
Wayne Presley	R	5	0	0	0	0	2	0	0	0	4
Dmitry Yushkevich	D	4	0	0	0	1	0	0	0	0	3
Rob Zettler	D	2	0	0	0	0	0	0	0	0	1
PLAYER	POS	GP	W	L	GA	SV%	GAA	SO	PIM	MIN	
Felix Potvin	G	6	2	4	19	.904	3.26	0	2	350	
Don Beaupre	G	2	0	0	2	.846	6.00	0	0	20	

GP	DATE	OPPONENT	RESULT
1	Apr 16	St. Louis	1-3 L
2	Apr 18	St. Louis	5-4 W (OT)
3	Apr 21	@ St. Louis	2-3 L (OT)
4	Apr 23	@ St. Louis	1-5 L
5	Apr 25	St. Louis	5-4 W (OT)
6	Apr 27	@ St. Louis	1-2 L

ST. LOUIS WON BEST-OF-SEVEN
CONFERENCE QUARTER-FINAL 4-2

1999

PLAYER	POS	GP	G	A	PTS	+/-	PIM	PP	SH	GW	S
Mats Sundin	C	17	8	8	16	2	16	3	0	2	44
Sergei Berezin	L	17	6	6	12	0	4	2	0	2	65
Steve Thomas	R	17	6	3	9	-1	12	2	0	1	41
Yanic Perreault	C	17	3	6	9	-6	6	0	0	2	15
Lonny Bohonos	R	9	3	6	9	3	2	0	0	0	26
Bryan Berard	D	17	1	8	9	-10	8	1	0	0	29
Garry Valk	L	17	3	4	7	-1	22	0	0	1	14
Steve Sullivan	L	13	3	3	6	-3	14	2	0	0	21
Dmitry Yushkevich	D	17	1	5	6	7	22	1	0	0	17
Danny Markov	D	17	0	6	6	9	18	0	0	0	11
Mike Johnson	R	17	3	2	5	-1	4	0	0	1	26
Alexander Karpovtsev	D	14	1	3	4	-7	12	1	0	0	13
Derek King	L	16	1	3	4	0	4	0	0	0	26
Sylvain Cote	D	17	2	1	3	-3	10	0	0	0	19
Tomas Kaberle	D	14	0	3	3	0	2	0	0	0	14
Kris King	L	17	1	1	2	-1	25	0	0	0	15
Tie Domi	R	14	0	2	2	-1	24	0	0	0	7
Kevyn Adams	C	7	0	2	2	-2	14	0	0	0	9
Adam Mair	C	5	1	0	1	-1	14	0	0	0	3
Chris McAllister	L	6	0	1	1	-1	4	0	0	0	2
Ladislav Kohn	R	2	0	0	0	0	5	0	0	0	0
Freddy Modin	L	8	0	0	0	-2	6	0	0	0	11
Todd Warriner	L	9	0	0	0	0	2	0	0	0	12
Dallas Eakins	D	1	0	0	0	0	0	0	0	0	0
Igor Korolev	C	1	0	0	0	0	0	0	0	0	0
PLAYER	GP	W	LOT	GAA	SV%	SO	G	A	PIM	TOI	
Curtis Joseph	17	9	8	0	2.43	.907	1	0	0	2	1,010:38
Glenn Healy	1	0	0	0	0.00	1.000	0	0	0	0	20:00

GP	DATE	OPPONENT	RESULT
1	Apr 22	Philadelphia	0-3 L
2	Apr 24	Philadelphia	2-1 W
3	Apr 26	@ Philadelphia	2-1 W
4	Apr 28	@ Philadelphia	2-5 L
5	Apr 30	Philadelphia	2-1 W (OT)
6	May 2	@ Philadelphia	1-0 W

TORONTO WON BEST-OF-SEVEN
CONFERENCE QUARTER-FINAL 4-2

GP	DATE	OPPONENT	RESULT
7	May 7	Pittsburgh	0-2 L
8	May 9	Pittsburgh	4-2 W
9	May 11	@ Pittsburgh	3-4 L
10	May 13	@ Pittsburgh	3-2 W (OT)
11	May 15	Pittsburgh	4-1 W
12	May 17	@ Pittsburgh	4-3 W (OT)

TORONTO WON BEST-OF-SEVEN
CONFERENCE SEMI-FINAL 4-2

GP	DATE	OPPONENT	RESULT
13	May 23	Buffalo	4-5 L
14	May 25	Buffalo	6-3 W
15	May 27	@ Buffalo	2-4 L
16	May 29	@ Buffalo	2-5 L
17	May 31	Buffalo	2-4 L

BUFFALO WON BEST-OF-SEVEN
CONFERENCE FINAL 4-1

ALL-TIME PLAYOFF SCORING & GAME RESULTS

2000

PLAYER	POS	GP	G	A	PTS	+/	PIM	PP	SH	GW	S
Steve Thomas	R	12	6	3	9	8	10	0	0	1	32
Sergei Berezin	L	12	4	4	8	2	0	0	0	1	37
Mats Sundin	C	12	3	5	8	8	10	0	0	1	20
Darcy Tucker	R	12	4	2	6	0	15	1	0	2	27
Jonas Hoglund	R	12	2	4	6	4	2	0	0	0	21
Tomas Kaberle	D	12	1	4	5	2	0	0	0	1	11
Igor Korolev	C	12	0	4	4	-1	6	0	0	0	13
Garry Valk	L	12	1	2	3	2	14	0	0	0	18
Dmitri Khristich	R	12	1	2	3	-3	0	1	0	0	13
Alexander Karpovtsev	D	11	0	3	3	4	4	0	0	0	7
Danny Markov	D	12	0	3	3	3	10	0	0	0	7
Dmitry Yushkevich	D	12	1	1	2	4	4	0	0	0	19
Wendell Clark	L	6	1	1	2	2	4	0	0	0	15
Cory Cross	D	12	0	2	2	1	2	0	0	0	7
Kevyn Adams	C	12	1	0	1	-2	7	0	1	0	13
Jeff Farkas	C	3	1	0	1	2	0	0	0	0	3
Yanic Perreault	C	1	0	1	1	0	0	0	0	0	2
Gerald Diduck	D	10	0	1	1	-1	14	0	0	0	4
Tie Domi	R	12	0	1	1	-5	20	0	0	0	3
Adam Mair	C	5	0	0	0	-3	8	0	0	0	7
Alyn McCauley	C	5	0	0	0	-4	6	0	0	0	3
Kris King	L	1	0	0	0	0	2	0	0	0	0
Greg Andrusak	D	3	0	0	0	-1	2	0	0	0	2
Nik Antropov	C	3	0	0	0	1	4	0	0	0	2
PLAYER	GP	W	LOT	GAA	SV%	SO	G	A	PIM	TOI	
Curtis Joseph	12	6	6	0	2.06	.932	1	0	0	10	729:00

GP	DATE	OPPONENT	RESULT
1	Apr 12	Ottawa	2-0 W
2	Apr 15	Ottawa	5-1 W
3	Apr 17	@ Ottawa	3-4 L
4	Apr 19	@ Ottawa	1-2 L
5	Apr 22	Ottawa	2-1 W (OT)
6	Apr 24	@ Ottawa	4-2 W

TORONTO WON BEST-OF-SEVEN
CONFERENCE QUARTER-FINAL 4-2

GP	DATE	OPPONENT	RESULT
7	Apr 27	New Jersey	2-1 W
8	Apr 29	New Jersey	0-1 L
9	May 1	@ New Jersey	1-5 L
10	May 3	@ New Jersey	3-2 W
11	May 6	New Jersey	3-4 L
12	May 8	@ New Jersey	0-3 L

NEW JERSEY WON BEST-OF-SEVEN
CONFERENCE SEMI-FINAL 4-2

2001

PLAYER	POS	GP	G	A	PTS	+/	PIM	PP	SH	GW	S
Mats Sundin	C	11	6	7	13	5	14	2	1	1	42
Gary Roberts	L	11	2	9	11	5	0	0	0	0	15
Steve Thomas	R	11	6	3	9	4	4	4	0	0	27
Sergei Berezin	L	11	2	5	7	1	2	0	0	2	24
Yanic Perreault	C	11	2	3	5	2	4	1	0	1	9
Bryan McCabe	D	11	2	3	5	5	16	1	0	0	17
Tomas Kaberle	D	11	1	3	4	4	0	0	0	1	17
Dmitry Yushkevich	D	11	0	4	4	-4	12	0	0	0	10
Cory Cross	D	11	2	1	3	-1	10	0	0	1	7
Nik Antropov	C	9	2	1	3	2	12	1	0	1	10
Danny Markov	D	11	1	1	2	-3	12	0	0	0	7
Shayne Corson	L	11	1	1	2	-1	14	0	0	0	12
Darcy Tucker	R	11	0	2	2	-2	6	0	0	0	17
Aki Berg	D	11	0	2	2	1	4	0	0	0	9
Garry Valk	L	5	1	0	1	-1	2	0	0	0	6
Tie Domi	R	8	0	1	1	0	20	0	0	0	3
Jonas Hoglund	R	10	0	0	0	-4	4	0	0	0	8
Alyn McCauley	C	10	0	0	0	-4	2	0	0	0	3
Dave Manson	D	2	0	0	0	0	2	0	0	0	0
Igor Korolev	C	11	0	0	0	-3	0	0	0	0	4
PLAYER	GP	W	LOT	GAA	SV%	SO	G	A	PIM	TOI	
Curtis Joseph	11	7	4	2	2.10	.927	3	0	0	4	684:56

GP	DATE	OPPONENT	RESULT
1	Apr 13	@ Ottawa	1-0 W (OT)
2	Apr 14	@ Ottawa	3-0 W
3	Apr 16	Ottawa	3-2 W (OT)
4	Apr 18	Ottawa	3-1 W

TORONTO WON BEST-OF-SEVEN
CONFERENCE QUARTER-FINAL 4-0

GP	DATE	OPPONENT	RESULT
5	Apr 26	@ New Jersey	2-0 W
6	Apr 28	@ New Jersey	5-6 L (OT)
7	May 1	New Jersey	2-3 L (OT)
8	May 3	New Jersey	3-1 W
9	May 5	@ New Jersey	3-2 W
10	May 7	New Jersey	2-4 L
11	May 9	@ New Jersey	1-5 L

NEW JERSEY WON BEST-OF-SEVEN
CONFERENCE SEMI-FINAL 4-3

ALL-TIME PLAYOFF SCORING & GAME RESULTS

2002

PLAYER	POS	GP	G	A	PTS	+/-	PIM	PP	SH	GW	S
Gary Roberts	L	19	7	12	19	6	56	3	0	1	47
Alyn McCauley	C	20	5	10	15	3	4	1	0	2	48
Alexander Mogilny	R	20	8	3	11	1	8	2	0	2	59
Bryan McCabe	D	20	5	5	10	4	30	3	0	1	64
Jonas Hoglund	R	20	4	6	10	-3	2	3	0	1	50
Tomas Kaberle	D	20	2	8	10	7	16	0	0	0	29
Travis Green	C	20	3	6	9	5	34	0	0	1	35
Darcy Tucker	R	17	4	4	8	-1	38	1	0	1	31
Mats Sundin	C	8	2	5	7	5	4	0	0	0	21
Shayne Corson	L	19	1	6	7	-2	33	0	0	0	37
Tie Domi	R	19	1	3	4	0	61	0	0	1	25
Karel Pilar	D	11	0	4	4	-3	12	0	0	0	12
Robert Reichel	C	18	0	3	3	-6	4	0	0	0	22
Nathan Dempsey	D	6	0	2	2	1	0	0	0	0	7
Wade Belak	R	16	1	0	1	4	18	0	0	0	6
Garry Valk	L	11	1	0	1	-1	4	0	0	0	9
Aki Berg	D	20	0	1	1	0	37	0	0	0	10
Paul Healey	R	18	0	1	1	2	2	0	0	0	15
Bob Wren	L	1	0	0	0	0	0	0	0	0	0
Mikael Renberg	R	3	0	0	0	1	2	0	0	0	6
Don MacLean	C	3	0	0	0	0	0	0	0	0	0
Cory Cross	D	12	0	0	0	-1	8	0	0	0	8
Jyrki Lumme	D	14	0	0	0	-2	4	0	0	0	9
Jeff Farkas	C	2	0	0	0	0	0	0	0	0	0
Alexei Ponikarovsky	L	10	0	0	0	0	4	0	0	0	7
Anders Eriksson	D	10	0	0	0	-3	0	0	0	0	11

PLAYER	GP	W	L	OT	GAA	SV%	SO	G	A	PIM	TOI
Curtis Joseph	20	10	10	3	2.30	.914	3	0	0	4	1,253:13
Corey Schwab	1	0	0	0	0.00	1.000	0	0	0	0	12:22

GP	DATE	OPPONENT	RESULT
1	Apr 18	NY Islanders	3-1 W
2	Apr 20	NY Islanders	2-0 W
3	Apr 23	@ NY Islanders	1-6 L
4	Apr 24	@ NY Islanders	3-4 L
5	Apr 26	NY Islanders	6-3 W
6	Apr 28	@ NY Islanders	3-5 L
7	Apr 30	NY Islanders	4-2 W

TORONTO WON BEST-OF-SEVEN

CONFERENCE QUARTER-FINAL 4-3

8	May 2	Ottawa	0-5 L
9	May 4	Ottawa	3-2 W (OT)
10	May 6	@ Ottawa	2-3 L
11	May 8	@ Ottawa	2-1 W
12	May 10	Ottawa	2-4 L
13	May 12	@ Ottawa	4-3 W
14	May 14	Ottawa	3-0 W

TORONTO WON BEST-OF-SEVEN

CONFERENCE SEMI-FINAL 4-3

15	May 16	@ Carolina	2-1 W
16	May 19	@ Carolina	1-2 L (OT)
17	May 21	Carolina	1-2 L (OT)
18	May 23	Carolina	0-3 L
19	May 25	@ Carolina	1-0 W
20	May 28	Carolina	1-2 L (OT)

CAROLINA WON BEST-OF-SEVEN

CONFERENCE FINAL 4-2

2003

PLAYER	POS	GP	G	A	PTS	+/-	PIM	PP	SH	GW	S
Alexander Mogilny	R	6	5	2	7	2	4	0	1	0	13
Mats Sundin	C	7	1	3	4	-1	6	1	0	0	16
Travis Green	C	4	2	1	3	3	4	0	1	1	6
Robert Reichel	C	7	2	1	3	-4	0	0	0	0	16
Tomas Kaberle	D	7	2	1	3	-6	0	1	0	1	11
Darcy Tucker	R	6	0	3	3	1	6	0	0	0	13
Bryan McCabe	D	7	0	3	3	-3	10	0	0	0	16
Robert Svehla	D	7	0	3	3	-5	2	0	0	0	14
Aki Berg	D	7	1	1	2	1	2	0	0	0	5
Gary Roberts	L	7	1	1	2	-4	8	0	0	0	13
Jyrki Lumme	D	7	0	2	2	4	4	0	0	0	7
Owen Nolan	R	7	0	2	2	-4	2	0	0	0	15
Mikael Renberg	R	7	1	0	1	-4	8	1	0	1	3
Tie Domi	R	7	1	0	1	0	13	0	0	0	11
Glen Wesley	D	5	0	1	1	0	2	0	0	0	5
Jonas Hoglund	R	7	0	1	1	-1	0	0	0	0	4
Tom Fitzgerald	R	7	0	1	1	-2	4	0	0	0	12
Paul Healey	R	4	0	1	1	1	2	0	0	0	3
Wade Belak	R	2	0	0	0	-2	4	0	0	0	0
Shayne Corson	L	2	0	0	0	-2	2	0	0	0	1
Phil Housley	D	3	0	0	0	-3	0	0	0	0	0
Nik Antropov	C	3	0	0	0	-3	0	0	0	0	5

PLAYER	GP	W	L	OT	GAA	SV%	SO	G	A	PIM	TOI
Ed Belfour	7	3	4	1	2.71	.915	0	0	0	4	531:50

GP	DATE	OPPONENT	RESULT
1	Apr 9	@ Philadelphia	5-3 W
2	Apr 11	@ Philadelphia	1-4 L
3	Apr 14	Philadelphia	4-3 W (OT)
4	Apr 16	Philadelphia	2-3 L (OT)
5	Apr 19	@ Philadelphia	1-4 L
6	Apr 21	Philadelphia	2-1 W (OT)
7	Apr 22	@ Philadelphia	1-6 L

PHILADELPHIA WON BEST-OF-SEVEN

CONFERENCE QUARTER-FINAL 4-3

2004

PLAYER	POS	GP	G	A	PTS	+/-	PIM	PP	SH	GW	S
Mats Sundin	C	9	4	5	9	-2	8	0	0	1	19
Gary Roberts	L	13	4	4	8	-3	10	2	0	1	19
Bryan McCabe	D	13	3	5	8	0	14	2	0	0	26
Brian Leetch	D	13	0	8	8	1	6	0	0	0	23
Joe Nieuwendyk	C	9	6	0	6	0	4	1	0	2	23
Alexander Mogilny	R	13	2	4	6	-1	8	0	0	0	16
Tie Domi	R	13	2	2	4	4	41	0	0	1	27
Alexei Ponikarovsky	L	13	1	3	4	-1	8	0	0	1	23
Ron Francis	C	12	0	4	4	0	2	0	0	0	14
Chad Kilger	L	13	2	1	3	0	0	0	0	0	16
Tomas Kaberle	D	13	0	3	3	1	6	0	0	0	14
Darcy Tucker	R	12	2	0	2	-3	14	1	0	0	16
Nik Antropov	C	13	0	2	2	1	18	0	0	0	18
Robert Reichel	C	12	0	2	2	4	8	0	0	0	18
Karel Pilar	D	1	1	0	1	1	0	0	0	0	2
Clarke Wilim	C	5	0	1	1	-1	2	0	0	0	5
Aki Berg	D	10	0	0	0	-3	2	0	0	0	7
Wade Belak	R	4	0	0	0	0	14	0	0	0	0
Mikael Renberg	R	2	0	0	0	0	4	0	0	0	2
Ken Klee	D	11	0	0	0	-1	6	0	0	0	6
Bryan Marchment	D	13	0	0	0	0	8	0	0	0	2
Calle Johansson	D	4	0	0	0	-1	2	0	0	0	3
Tom Fitzgerald	R	10	0	0	0	0	6	0	0	0	9
Matt Stajan	C	3	0	0	0	0	2	0	0	0	3

PLAYER	GP	W	L	OT	GAA	SV%	SO	G	A	PIM	TOI
Ed Belfour	13	6	7	2	2.09	.929	3	0	0	8	773:47
Trevor Kidd	1	0	0	0	1.82	.909	0	0	0	0	32:57

GP	DATE	OPPONENT	RESULT
1	Apr 8	Ottawa	2-4 L
2	Apr 10	Ottawa	2-0 W
3	Apr 12	@ Ottawa	2-0 W
4	Apr 14	@ Ottawa	1-4 L
5	Apr 16	Ottawa	2-0 W
6	Apr 18	@ Ottawa	1-2 L (OT)
7	Apr 20	Ottawa	4-1 W

TORONTO WON BEST-OF-SEVEN

CONFERENCE QUARTER-FINAL 4-3

8	Apr 22	@ Philadelphia	1-3 L
9	Apr 25	@ Philadelphia	1-2 L
10	Apr 28	Philadelphia	4-1 W
11	Apr 30	Philadelphia	3-1 W
12	May 2	@ Philadelphia	2-7 L
13	May 4	Philadelphia	2-3 L (OT)

PHILADELPHIA WON BEST-OF-SEVEN

CONFERENCE SEMI-FINAL 4-2

2013

PLAYER	POS	GP	G	A	PTS	+/-	PIM	PP	SH	GW	S
James van Riemsdyk	L	7	2	5	7	-1	4	1	0	0	33
Phil Kessel	R	7	4	2	6	3	2	1	0	2	29
Cody Franson	D	7	3	3	6	0	0	1	0	0	15
Jake Gardiner	D	6	1	4	5	-3	0	1	0	0	9
Joffrey Lupul	L	7	3	1	4	-1	4	1	0	0	27
Nazem Kadri	C	7	1	3	4	5	10	0	0	0	14
Clarke MacArthur	L	5	2	1	3	-1	2	0	0	1	7
Dion Phaneuf	D	7	1	2	3	-6	6	0	0	0	16
Tyler Bozak	C	5	1	1	2	0	4	0	1	0	13
Mikhail Grabovski	C	7	0	2	2	-10	2	0	0	0	16
Matt Frattin	R	6	0	2	2	-1	0	0	0	0	12
Carl Gunnarsson	D	7	0	1	1	-7	0	0	0	0	7
Mark Fraser	D	4	0	1	1	1	7	0	0	0	4
Ryan Hamilton	L	2	0	1	1	0	0	0	0	0	3
Nikolai Kulemin	L	7	0	1	1	-9	0	0	0	0	9
Michael Kostka	D	1	0	0	0	-3	0	0	0	0	0
Joe Colborne	C	2	0	0	0	0	0	0	0	0	3
Frazer McLaren	L	1	0	0	0	0	2	0	0	0	1
Leo Komarov	C	7	0	0	0	0	17	0	0	0	5
Ryan O'Byrne	D	6	0	0	0	2	4	0	0	0	0
Jay McClement	C	7	0	0	0	-4	0	0	0	0	4
Colton Orr	R	7	0	0	0	-1	18	0	0	0	4
John-Michael Liles	D	4	0	0	0	4	2	0	0	0	3

PLAYER	GP	W	L	OT	GAA	SV%	SO	G	A	PIM	TOI
James Reimer	7	3	4	2	2.88	.923	0	0	0	0	438:26

ALL-TIME PLAYOFF RECORD BY TEAM

ATLANTA FLAMES (Calgary)	Series	Won	Lost	Games	Won	Lost	Tied	GF	GA
	1	1	0	2	2	0	0	9	5
1979 - Preliminary - Toronto won best-of-three series 2-0, outscoring Atlanta 9-5.									
BOSTON BRUINS	Series	Won	Lost	Games	Won	Lost	Tied	GF	GA
	14	8	6	69	34	34	1	168	175
1933 - Semi-Final - Toronto won best-of-five series 3-2, outscoring Boston 9-7. 1935 - Semi-Final - Toronto won best-of-five series 3-1, outscoring Boston 7-2. 1936 - Quarter-Final - Toronto won two-game, total goal series 8-6. 1938 - Semi-Final - Toronto won best-of-five series 3-0, outscoring Boston 6-3. 1939 - Final - Boston won best-of-seven series 4-1, outscoring Toronto 12-6. 1941 - Semi-Final - Boston won best-of-seven series 4-3, Toronto outscored Boston 17-15. 1948 - Semi-Final - Toronto won best-of-seven series 4-1, outscoring Boston 20-13. 1949 - Semi-Final - Toronto won best-of-seven series 4-1, outscoring Boston 16-10. 1951 - Semi-Final - Toronto won best-of-seven series 4-1, with one game tied, outscoring Boston 17-5. 1959 - Semi-Final - Toronto won best-of-seven series 4-3, Boston outscored Toronto 21-20. 1969 - Quarter-Final - Boston won best-of-seven series 4-0, outscoring Toronto 24-5. 1972 - Quarter-Final - Boston won best-of-seven series 4-1, outscoring Toronto 18-10. 1974 - Quarter-Final - Boston won best-of-seven series 4-0, outscoring Toronto 17-9. 2013 - Quarter-Final - Boston won best-of-seven series 4-3, outscoring Toronto 22-18.									
BUFFALO SABRES	Series	Won	Lost	Games	Won	Lost	Tied	GF	GA
	1	0	1	5	1	4	0	16	21
1999 - Conference Final - Buffalo won best-of-seven series 4-1, outscoring Toronto 21-16.									
CAROLINA HURRICANES	Series	Won	Lost	Games	Won	Lost	Tied	GF	GA
	1	0	1	6	2	4	0	6	10
2002 - Conference Final - Carolina won best-of-seven series 4-2, outscoring Toronto 10-6.									
CHICAGO BLACKHAWKS	Series	Won	Lost	Games	Won	Lost	Tied	GF	GA
	9	6	3	38	22	15	1	111	89
1931 - Quarter Final - Chicago won two-game, total-goal series 4-3. 1932 - Quarter-Final - Toronto won two-game, total-goal series 6-2. 1938 - Final - Chicago won best-of-five series 3-1, outscoring Toronto 10-8. 1940 - Quarter-Final - Toronto won best-of-three series 2-0, outscoring Chicago 5-3. 1962 - Final - Toronto won best-of-seven series 4-2, outscoring Chicago 18-15. 1967 - Semi-Final - Toronto won best-of-seven series 4-2, outscoring Chicago 18-14. 1986 - Preliminary - Toronto won best-of-five series 3-0, outscoring Chicago 18-9. 1994 - Conference Quarter-Final - Toronto won best-of-seven series 4-2, outscoring Chicago 15-10. 1995 - Conference Quarter-Final - Chicago won best-of-seven series 4-3, outscoring Toronto 22-20.									
DETROIT RED WINGS	Series	Won	Lost	Games	Won	Lost	Tied	GF	GA
	23	12	11	117	58	59	0	311	321
1929 - Quarter-Final - Toronto won two-game, total-goal series 7-2. 1934 - Semi-Final - Detroit won best-of-five series 3-2, Toronto outscored Detroit 12-11. 1936 - Final - Detroit won best-of-five series 3-1, outscoring Toronto 18-11. 1939 - Semi-Final - Toronto won best-of-three series 2-1, outscoring Detroit 10-8. 1940 - Semi-Final - Toronto won best-of-three series 2-0, outscoring Detroit 5-2. 1942 - Final - Toronto won best-of-seven series 4-3, outscoring Detroit 25-19. 1943 - Semi-Final - Detroit won best-of-seven series 4-2, outscoring Toronto 20-17. 1945 - Final - Toronto won best-of-seven series 4-3, teams tied in scoring 9-9. 1947 - Semi-Final - Toronto won best-of-seven series 4-1, outscoring Detroit 18-14. 1948 - Final - Toronto won best-of-seven series 4-0, outscoring Detroit 18-7. 1949 - Final - Toronto won best-of-seven series 4-0, outscoring Detroit 12-5. 1950 - Semi-Final - Detroit won best-of-seven series 4-3, Toronto outscored Detroit 11-10. 1952 - Semi-Final - Detroit won best-of-seven series 4-0, outscoring Toronto 13-3. 1954 - Semi-Final - Detroit won best-of-seven series 4-1, outscoring Toronto 15-8. 1955 - Semi-Final - Detroit won best-of-seven series 4-0, outscoring Toronto 14-6. 1956 - Semi-Final - Detroit won best-of-seven series 4-1, outscoring Toronto 14-10. 1960 - Semi-Final - Toronto won best-of-seven series 4-2, outscoring Detroit 20-16. 1961 - Semi-Final - Detroit won best-of-seven series 4-1, outscoring Toronto 15-8. 1963 - Final - Toronto won best-of-seven series 4-1, outscoring Detroit 17-10. 1964 - Final - Toronto won best-of-seven series 4-3, outscoring Detroit 22-17. 1987 - Quarter-Final - Detroit won best-of-series 4-3, outscoring Toronto 20-18. 1988 - Preliminary - Detroit won best-of-seven series 4-2, outscoring Toronto 32-20. 1993 - Conference Quarter-Final - Toronto won best-of-seven series 4-3, Detroit outscored Toronto 30-24.									

ALL-TIME PLAYOFF RECORD BY TEAM

LOS ANGELES KINGS	Series	Won	Lost	Games	Won	Lost	Tied	GF	GA
	3	2	1	12	7	5	0	41	31
1975 - Preliminary - Toronto won best-of-three series 2-1, outscoring Los Angeles 7-6. 1978 - Preliminary - Toronto won best-of-three series 2-0, outscoring Los Angeles 11-3. 1993 - Conference Final - Los Angeles won best-of-seven series 4-3, Toronto outscored Los Angeles 23-22.									
MINNESOTA NORTH STARS (Dallas)	Series	Won	Lost	Games	Won	Lost	Tied	GF	GA
	2	0	2	7	1	6	0	26	35
1980 - Preliminary - Minnesota won best-of-five series 3-0, outscoring Toronto 17-8. 1983 - Quarter-Final - Minnesota won best-of-five series 3-1, both scoring 18 goals.									
MONTREAL CANADIENS	Series	Won	Lost	Games	Won	Lost	Tied	GF	GA
	15	7	8	71	29	42	0	160	215
1918 - NHL Final (O'Brien Cup) - Toronto Arenas won two-game, total goal series 10-6. 1925 - Semi-Final - Montreal won two-game, total goal series 5-2. 1944 - Semi-Final - Montreal won best-of-seven series 4-1, outscoring Toronto 23-6. 1945 - Semi-Final - Toronto won best-of-seven series 4-2, Montreal outscored Toronto 21-15. 1947 - Final - Toronto won best-of-seven series 4-2, teams tied in scoring 13-13. 1951 - Final - Toronto won best-of-seven series 4-1, outscoring Montreal 13-10. 1959 - Final - Montreal won best-of-seven series 4-1, outscoring Toronto 18-12. 1960 - Final - Montreal won best-of-seven series 4-0, outscoring Toronto 15-5. 1963 - Semi-Final - Toronto won best-of-seven series 4-1, outscoring Montreal 14-6. 1964 - Semi-Final - Toronto won best-of-seven series 4-3, outscoring Montreal 17-14. 1965 - Semi-Final - Montreal won best-of-seven series 4-2, outscoring Toronto 17-14. 1966 - Semi-Final - Montreal won best-of-seven series 4-0, outscoring Toronto 15-6. 1967 - Final - Toronto won best-of-seven series 4-2, outscoring Montreal 17-16. 1978 - Semi-Final - Montreal won best-of-seven series 4-0, outscoring Toronto 16-6. 1979 - Quarter-Final - Montreal won best-of-seven series 4-0, outscoring Toronto 19-10.									
NEW JERSEY DEVILS	Series	Won	Lost	Games	Won	Lost	Tied	GF	GA
	2	0	2	13	5	8	0	27	37
2000 - Conference Semi-Final - New Jersey won best-of-seven series 4-2, outscoring Toronto 16-9. 2001 - Conference Semi-Final - New Jersey won best-of-seven series 4-3, outscoring Toronto 21-18.									
NEW YORK ISLANDERS	Series	Won	Lost	Games	Won	Lost	Tied	GF	GA
	3	2	1	17	8	9	0	42	54
1978 - Quarter-Final - Toronto won best-of-seven series 4-3, outscoring New York 16-13. 1981 - Preliminary - New York won best-of-five series 3-0, outscoring Toronto 20-4. 2002 - Conference Quarter-Final - Toronto won best-of-seven series 4-3, outscoring New York 22-21.									
NEW YORK RANGERS	Series	Won	Lost	Games	Won	Lost	Tied	GF	GA
	8	3	5	35	16	19	0	86	86
1929 - Semi-Final - New York won best-of-three series 2-0, outscoring Toronto 3-1. 1932 - Final - Toronto won best-of-five series 3-0, outscoring New York 18-10. 1933 - Final - New York won best-of-five series 3-1, outscoring Toronto 11-5. 1937 - Quarter-Final - New York won best-of-three series 2-0, outscoring Toronto 5-1. 1940 - Final - New York won best-of-seven series 4-2, outscoring Toronto 14-11. 1942 - Semi-Final - Toronto won best-of-seven series 4-2, outscoring New York 13-12. 1962 - Semi-Final - Toronto won best-of-seven series 4-2, outscoring New York 22-15. 1971 - Quarter-Final - New York won best-of-seven series 4-2, outscoring Toronto 16-15.									
OTTAWA SENATORS	Series	Won	Lost	Games	Won	Lost	Tied	GF	GA
	4	4	0	24	16	8	0	57	42
2000 - Conference Quarter-Final - Toronto won best-of-seven series 4-2, outscoring Ottawa 17-10. 2001 - Conference Quarter-Final - Toronto won best-of-seven series 4-0, outscoring Ottawa 10-3. 2002 - Conference Semi-Final - Toronto won best-of-seven series 4-3, Ottawa outscored Toronto 18-16. 2004 - Conference Quarter-Final - Toronto won best-of-seven series 4-3, outscoring Ottawa 14-11.									
PHILADELPHIA FLYERS	Series	Won	Lost	Games	Won	Lost	Tied	GF	GA
	6	1	5	36	14	22	0	85	119
1975 - Quarter-Final - Philadelphia won best-of-seven series 4-0, outscoring Toronto 15-6. 1976 - Quarter-Final - Philadelphia won best-of-seven series 4-3, outscoring Toronto 33-23. 1977 - Quarter-Final - Philadelphia won best-of-seven series 4-2, outscoring Toronto 19-18. 1999 - Conference Quarter-Final - Toronto won best-of-seven series 4-2, Philadelphia outscored Toronto 11-9. 2003 - Conference Quarter-Final - Philadelphia won best-of-seven series 4-3, outscoring Toronto 24-16. 2004 - Conference Semi-Final - Philadelphia won best-of-seven series 4-2, outscoring Toronto 17-13.									

ALL-TIME PLAYOFF RECORD BY TEAM

PITTSBURGH PENGUINS	Series	Won	Lost	Games	Won	Lost	Tied	GF	GA
	3	3	0	12	8	4	0	39	27
1976 - Preliminary - Toronto won best-of-three series 2-1, outscoring Pittsburgh 8-3. 1977 - Preliminary - Toronto won best-of-three series 2-1, outscoring Pittsburgh 13-10. 1999 - Conference Semi-Final - Toronto won best-of-seven series 4-2, outscoring Pittsburgh 18-14.									
ST. LOUIS BLUES	Series	Won	Lost	Games	Won	Lost	Tied	GF	GA
	5	2	3	31	14	17	0	90	88
1986 - Quarter-Final - St. Louis won best-of-seven series 4-3, outscoring Toronto 24-22. 1987 - Preliminary - Toronto won best-of-seven series 4-2, outscoring St. Louis 15-12. 1990 - Preliminary - St. Louis won best-of-seven series 4-1, outscoring Toronto 20-16. 1993 - Conference Semi-Final - Toronto won best-of-seven series 4-3, outscoring St. Louis 22-11. 1996 - Conference Quarter-Final - St. Louis won best-of-seven series 4-2, outscoring Toronto 21-15.									
SAN JOSE SHARKS	Series	Won	Lost	Games	Won	Lost	Tied	GF	GA
	1	1	0	7	4	3	0	26	21
1994 - Conference Semi-Final - Toronto won best-of-seven series 4-3, outscoring San Jose 26-21									
VANCOUVER CANUCKS	Series	Won	Lost	Games	Won	Lost	Tied	GF	GA
	1	0	1	5	1	4	0	9	16
1994 - Conference Final - Vancouver won best-of-seven series 4-1, outscoring Toronto 16-9.									
DEFUNCT CLUBS	Series	Won	Lost	Games	Won	Lost	Tied	GF	GA
	8	6	2	24	12	10	2	59	57
1918 - Stanley Cup Final - Toronto Arenas defeated Vancouver Millionaires 3-2 in best-of-five series, Vancouver outscored Toronto 21-18. 1921 - NHL Final (O'Brien Cup) - Ottawa Senators defeated Toronto St. Pats in two-game, total goal series 7-0. 1922 - NHL Final (O'Brien Cup) - Toronto St. Pats defeated Ottawa Senators in two-game, total goal series 5-4. 1922 - Stanley Cup Final - Toronto St. Pats defeated Vancouver Millionaires 3-2 in best-of-five series, outscoring Vancouver 16-9. 1932 - Semi-Final - Toronto defeated Montreal Maroons in two-game, total goal series 4-3. 1935 - Final - Montreal Maroons defeated Toronto 3-0 in best-of-five series, outscoring Toronto 10-4. 1936 - Semi-Final - Toronto defeated New York Americans 2-1 in best-of-three series, outscoring Americans 6-3. 1939 - Quarter-Final - Toronto defeated New York Americans 2-0 in best-of-three series, outscoring Americans 6-0.									
TOTALS	Series	Won	Lost	Games	Won	Lost	Tied	GF	GA
	110	58	52	531	254	273	4	1,368	1,449

SUMMARY OF TORONTO MAPLE LEAFS PLAYOFF SERIES

Stanley Cup Championships11
 Against Chicago (1); Against Detroit (6);
 Against Montreal (3); Against NY Rangers (1).
Final Series19
 Won 11; Lost 8 (to Boston 1; to Chicago 1; to Detroit 1; to Montreal 2; to NY Rangers 2; to Montreal Maroons 1).
Semi-Final Series37*
 Won 19; Lost 18. Against Boston won 7, lost 1; Against Buffalo lost 1; Against Carolina lost 1; Against Chicago won 1; Against Detroit won 4, lost 8; Against Los Angeles lost 1; Against Montreal won 3, lost 4; Against NY Rangers won 2, lost 1; Against Vancouver lost 1; Against defunct clubs won 2.

Quarter-Final Series26**
 Won 10; Lost 16. Against Boston won 1, lost 4; Against Chicago won 2, lost 1; Against Detroit won 1, lost 1; Against Montreal lost 1; Against New Jersey lost 2; Against NY Islanders won 1; Against NY Rangers lost 2; Against Ottawa won 1; Against Philadelphia lost 4; Against Pittsburgh won 1; Against St. Louis won 1, lost 1; Against San Jose won 1; Against defunct clubs won 1.

* Conference Finals
 **Conference Semi-Finals

SUMMARY OF TORONTO ST. PATS PLAYOFF SERIES

Stanley Cup Championships1
 Against Vancouver (1).
Stanley Cup Final1
 Won 1 (Vancouver); Lost 0.

NHL Final2
 Won 1 (Ottawa); Lost 1 (Ottawa).
NHL Semi-Final1
 Won 0; Lost 1 (Montreal).

* In 1922 the winner of the NHL Final played the winner of the PCHA/WCHL Final in the Stanley Cup Final.

SUMMARY OF TORONTO ARENAS PLAYOFF SERIES

Stanley Cup Championships1
 Against Vancouver (1).
Stanley Cup Final1
 Won 1 (Vancouver); Lost 0.

NHL Final1
 Won 1 (Montreal).

* In 1918 the winner of the NHL Final played the winner of the PCHA Final in the Stanley Cup Final.

ALL-TIME PLAYOFF PLAYER ROSTER



NAME	POS	GP	G	A	PTS	PIM
A ADAMS, Jack	C	4	2	0	2	13
ADAMS, Kevyn	C	19	1	2	3	21
ALEXANDER, Claire	D	16	2	4	6	4
ALLISON, Mike	LW	13	3	5	8	15
ANDERSON, Glenn	RW	21	7	11	18	31
ANDERSON, John	RW	17	3	7	10	0
ANDREWS, Lloyd	LW	2	0	0	0	0
ANDREYCHUK, Dave	LW	46	20	14	34	76
ANDRUSAK, Greg	D	3	0	0	0	2
ANTROPOV, Nik	C	28	2	3	5	34
APPS, Syl	C	69	25	29	54	8
ARBOUR, Al	D	9	0	0	0	8
ARMSTRONG, George	RW	110	26	34	60	52
ARMSTRONG, Murray	C	3	0	0	0	0
ASHBY, Don	C	9	1	0	1	4
AUBIN, Normand	C	1	0	0	0	0
B BAILEY, Bob	RW	6	0	2	2	4
BAILEY, Irvine (Ace)	RW	21	3	4	7	12
BAILEY, Reid	D	2	0	0	0	2
BALFOUR, Earl	LW	4	0	1	1	2
BARILKO, Bill	D	47	5	7	12	104
BATHGATE, Andy	RW	20	6	4	10	31
BAUMGARTNER, Ken	LW	17	1	0	1	18
BAUN, Bob	D	92	3	12	15	165
BELAK, Wade	D/RW	22	1	0	1	36
BENNING, Jim	D	4	1	1	2	2
BENTLEY, Max	C	40	14	24	38	8
BERARD, Bryan	D	17	1	8	9	8
BEREZIN, Sergei	LW	40	12	15	27	6
BERG, Aki	D	48	1	4	5	45
BERG, Bill	LW	46	2	4	6	32
BLAIR, Andy	C	38	6	6	12	32
BLAISDELL, Mike	RW	6	1	2	3	10
BODNAR, Gus	C	19	3	1	4	4
BOESCH, Garth	D	34	2	5	7	18
BOHONOS, Lonny	RW	9	3	6	9	2
BOIVIN, Leo	D	5	0	0	0	2
BOLL, Frank (Buzz)	LW	30	7	3	10	13
BOLTON, Hugh	D	17	0	5	5	14
BOOTHMAN, George	RW	5	2	1	3	2
BORSCHESKY, Nikolai	RW	31	4	9	13	4
BOSCHMAN, Laurie	C	6	1	1	2	25
BOUDREAU, Bruce	C	9	2	0	2	4
BOUTETTE, Pat	RW	38	6	13	19	95
BOYER, Wally	C	4	0	1	1	0
BOZAK, Tyler	C	5	1	1	2	4
BREWER, Carl	D	63	3	15	18	136
BROSSART, Willie	D	1	0	0	0	0
BURROWS, Dave	D	9	0	2	2	9
BUTCHER, Garth	D	7	0	0	0	8
BUTLER, Jerry	RW	19	1	1	2	22
C AHAN, Larry	D	4	0	0	0	0
CAMERON, Harry	D	6	1	4	5	10
CARLYLE, Randy	D	16	0	2	2	28
CARR, Lorne	RW	37	6	7	13	11
CARRIERE, Larry	D	2	0	0	0	0
CHAMBERLAIN, Murph	C/LW	18	2	5	7	6
CHISHOLM, Lex	C	3	1	0	1	0
CHURCH, Jack	D	16	1	1	2	14
CLANCY, Frank (King)	D	37	6	6	12	54
CLARK, Wendel	LW/D	79	34	27	61	185
CLEGHORN, Sprague	D	1	0	0	0	0
COLBORNE, Joe	C	2	0	0	0	0
COLLINS, Gary	C	2	0	0	0	0

ALL-TIME PLAYOFF PLAYER ROSTER



NAME	POS	GP	G	A	PTS	PIM
CONACHER, Brian	LW	12	3	2	5	21
CONACHER, Charlie	RW	41	14	12	26	39
CONVERY, Brandon	C	5	0	0	0	2
CORBEAU, Bert	D	2	0	0	0	10
CORSON, Shayne	LW	32	2	7	9	49
COSTELLO, Les	LW	6	2	2	4	2
COTE, Sylvain	D	17	2	1	3	10
COTTON, Harold (Baldy)	LW	34	2	7	9	35
COURTNALL, Russ	C	29	8	11	19	19
COX, Dan	LW	4	0	1	1	4
CRAIG, Mike	RW	8	0	1	1	20
CRAWFORD, Rusty	LW	2	2	1	3	9
CREIGHTON, Dave	C	5	0	1	1	0
CROSS, Cory	D	35	2	3	5	20
CULLEN, Barry	RW	2	0	0	0	0
CULLEN, Brian	C	19	3	0	3	2
CULLEN, John	C	15	2	3	5	0
CURRAN, Brian	D	11	0	1	1	60
D AMPHOUSSE, Vincent	LW	23	1	8	9	20
DAOUST, Dan	C	32	7	5	12	83
DARRAGH, Harold	F	7	0	1	1	2
DAVIDSON, Bob	RW	82	5	17	22	79
DAWES, Bob	D	9	0	0	0	2
DAY, Clarence (Hap)	D	47	4	7	11	56
DeGRAY, Dale	D	5	0	1	1	16
DEMPSEY, Nathan	D	6	0	2	2	0
DENNENY, Corbett	LW	6	1	0	1	7
DERLAGO, Bill	C	10	4	0	4	8
DICKENS, Ernie	D	13	0	0	0	4
DIDUCK, Gerald	D	10	0	1	1	14
DIPIETRO, Paul	C	7	1	1	2	0
DOMI, Tie	RW	86	5	11	16	183
DORATY, Ken	F	15	7	2	9	2
DOREY, Jim	D	10	0	2	2	40
DOUGLAS, Kent	D	19	1	3	4	33
DRILLON, Gord	LW	45	22	13	35	10
DUFF, Dick	LW	54	14	23	37	40
DUNCAN, Art	D	5	0	0	0	4
DUNN, Dave	D/F	10	1	1	2	41
DUPERE, Denis	LW	14	0	0	0	0
DURIS, Vitezslav	D	3	0	1	1	2
DYE, Cecil (Babe)	RW	6	2	0	2	9
E AKINS, Dallas	D	1	0	0	0	0
EASTWOOD, Mike	C	28	4	4	8	20
ECCLESTONE, Tim	LW	4	0	1	1	0
EDMUNDSON, Garry	LW	9	0	1	1	4
EHMAN, Gerry	RW	30	7	7	14	12
ELLETT, Dave	D	52	7	25	32	43
ELLIS, Ron	RW	70	18	8	26	20
ERICKSON, Aut.	D	1	0	0	0	2
ERIKSSON, Anders	D	10	0	0	0	0
EVANS, Daryl	LW	1	0	0	0	0
EVANS, Paul	C	2	0	0	0	0
EZINICKI, Bill	RW	34	4	7	11	69
F ARKAS, Jeff	RW	5	1	0	1	0
FARRISH, Dave	D	4	0	0	0	10
FERGUS, Tom	C	23	9	12	21	14
FERGUSON, George	C	42	8	9	17	25
FINNIGAN, Frank	RW	25	3	8	11	10
FITZGERALD, Tom	RW	17	0	1	1	10
FLAMAN, Fern	D	15	1	2	3	26
FLETT, Bill	RW	5	0	0	0	2
FOLIGNO, Mike	RW	18	2	6	8	42

ALL-TIME PLAYOFF PLAYER ROSTER



NAME	POS	GP	G	A	PTS	PIM
FORSEY, Jack.....	F	3	0	1	1	0
FOWLER, Jim.....	D	18	0	3	3	2
FRANCESCHETTI, Lou.....	RW	5	0	1	1	26
FRANCIS, Ron.....	C	12	0	4	4	2
FRANSON, Cody.....	D	7	3	3	6	0
FRASER, Mark.....	D	4	0	1	1	7
FRATTIN, Matt.....	RW	6	0	2	2	0
FRYCER, Miroslav.....	RW	17	3	8	11	16
GAGNER, Dave.....	C	6	0	2	2	6
GARDINER, Jake.....	D	6	1	4	5	0
GARDNER, Cal.....	C	30	4	6	10	10
GARDNER, Paul.....	C	6	0	1	1	4
GARLAND, Scott.....	C	7	1	2	3	35
GARTNER, Mike.....	RW	29	11	9	20	20
GAVIN, Stewart.....	LW	4	0	0	0	0
GILL, Todd.....	D	77	5	26	31	171
GILMOUR, Doug.....	C	52	17	60	77	90
GINGRAS, Gaston.....	D	3	1	2	3	2
GLENNIE, Brian.....	D	32	0	1	1	66
GOLDHAM, Bob.....	D	13	2	2	4	31
GOLDUP, Hank.....	LW	26	5	1	6	6
GOVEDARIS, Chris.....	LW	2	0	0	0	0
GRABOVSKI, Mikhail.....	C	7	0	2	2	2
GRACIE, Bob.....	LW	18	3	2	5	0
GRAY, Alex.....	RW	4	0	0	0	0
GREEN, Travis.....	C	24	5	7	12	38
GUNNARSSON, Carl.....	D	7	0	1	1	0
HAMILTON, Jack.....	C	11	2	1	3	0
HAMILTON, Reg.....	D	60	3	7	10	44
HAMILTON, Ryan.....	LW	2	0	1	1	0
HAMMARSTROM, Inge.....	LW	13	2	3	5	4
HANNAN, Dave.....	C	3	1	0	1	4
HANNIGAN, Gord.....	C	9	2	0	2	8
HARRIS, Bill.....	C	62	8	10	18	30
HARRIS, Billy.....	RW	4	0	1	1	2
HARRISON, Jim.....	C	11	1	1	2	43
HEALEY, Paul.....	RW	22	0	2	2	4
HENDERSON, Paul.....	LW	19	6	6	12	12
HENDRICKSON, Darby.....	C	2	0	0	0	0
HERON, Bob (Red).....	C	18	2	2	4	6
HICKEY, Pat.....	LW	5	0	0	0	2
HIGGINS, Paul.....	RW	1	0	0	0	0
HILL, Mel.....	RW	19	5	3	8	6
HILLMAN, Larry.....	D	32	2	3	5	8
HOGLUND, Jonas.....	LW	49	6	11	17	8
HOGUE, Benoit.....	C/LW	7	0	0	0	6
HOLLETT, Bill (Flash).....	D	7	0	0	0	6
HOLWAY, Albert.....	D	2	0	0	0	0
HORNE, George.....	F	4	0	0	0	4
HORNER, Reginald (Red).....	D	71	7	10	17	170
HORTON, Tim.....	D	97	9	32	41	135
HOUSLEY, Phil.....	D	3	0	0	0	0
HURST, Ron.....	RW	3	0	2	2	4
HUTCHISON, Dave.....	D	6	0	3	3	23
IAFRATE, Al.....	D	29	4	10	14	21
IHNACAK, Miroslav.....	LW	1	0	0	0	0
IHNACAK, Peter.....	C	28	4	10	14	25
JACKSON, Art.....	C	17	0	3	3	4
JACKSON, Harvey (Busher).....	LW	54	17	8	25	41
JAMES, Gerry.....	RW	15	1	0	1	8
JARRY, Pierre.....	LW	5	0	1	1	0
JARVIS, Wes.....	C	2	0	0	0	2
JEFFREY, Larry.....	LW	6	0	1	1	4

ALL-TIME PLAYOFF PLAYER ROSTER



NAME	POS	GP	G	A	PTS	PIM
JENNINGS, Grant.....	D	4	0	0	0	0
JOHANSEN, Trevor.....	D	13	0	3	3	21
JOHANSSON, Calle.....	D	4	0	0	0	2
JOHNSON, Mike.....	RW	17	3	2	5	4
JOHNSON, Terry.....	D	5	0	0	0	10
JOHNSTONE, Ross.....	D	3	0	0	0	0
JONES, Buck.....	D	6	0	0	0	8
JONES, Jim.....	C	19	1	5	6	11
JONSSON, Kenny.....	D	4	0	0	0	0
JUZDA, Bill.....	D	30	0	2	2	33
KABERLE, Tomas.....	D	77	6	22	28	24
KADRI, Nazem.....	C	7	1	3	4	10
KAMPMAN, Rudolph (Bingo).....	D	47	1	4	5	38
KARPOVTSEV, Alexander.....	D	25	1	6	7	16
KASZYCKI, Mike.....	C	2	0	0	0	2
KEHOE, Rick.....	RW	2	0	0	0	2
KELLY, Leonard (Red).....	C	70	17	38	55	16
KELLY, Pep.....	F	39	7	6	13	10
KENNEDY, Forbes.....	C	1	0	0	0	38
KENNEDY, Ted.....	C	78	29	31	60	32
KEON, Dave.....	C	89	32	35	67	6
KESSEL, Phil.....	RW	7	4	2	6	2
KHRISTICH, Dmitri.....	RW	12	1	2	3	0
KILGER, Chad.....	LW	13	2	1	3	0
KING, Derek.....	LW	16	1	3	4	4
KING, Kris.....	LW	18	1	1	2	27
KILREA, Hec.....	LW	11	2	0	2	6
KLEE, Ken.....	D	11	0	0	0	6
KLUKAY, Joe.....	LW	56	12	8	20	14
KOHN, Ladislav.....	RW	2	0	0	0	5
KOLESAR, Mark.....	RW	3	1	0	1	2
KOMAROV, Leo.....	F	7	0	0	0	17
KORDIC, John.....	RW	5	0	1	1	33
KORN, Jim.....	D/LW	3	0	0	0	26
KOROLEV, Igor.....	C	24	0	4	4	6
KOSTKA, Mike.....	D	1	0	0	0	0
KOTSOPoulos, Chris.....	D	17	1	0	1	28
KRUSHELNYSKI, Mike.....	C	22	3	7	10	8
KULEMIN, Nikolai.....	LW	7	0	1	1	0
KURTENBACH, Orland.....	C	4	0	0	0	26
KURVERS, Tom.....	D	5	0	3	3	4
KYPREOS, Nick.....	RW	5	0	0	0	4
LACROIX, Eric.....	LW	2	0	0	0	0
LANGELLE, Pete.....	C	41	5	9	14	4
LANZ, Rick.....	D	14	1	3	4	29
LEEMAN, Gary.....	RW/D	24	7	14	21	34
LEETCH, Brian.....	D	13	0	8	8	6
LEFEBVRE, Sylvain.....	D	39	3	6	9	36
LEVINSKY, Alex.....	D	23	1	0	1	26
LEWICKI, Danny.....	LW	9	0	0	0	0
LEY, Rick.....	D	14	0	2	2	20
LILES, John-Michael.....	D	4	0	0	0	2
LITZENBERGER, Ed.....	RW	20	1	4	5	20
LUMME, Jyrki.....	D	21	0	2	2	8
LUPUL, Joffrey.....	LW	7	3	1	4	4
LYNN, Vic.....	LW	35	6	9	15	40
MacARTHUR, Clarke.....	LW	5	2	1	3	2
MacDONALD, Parker.....	LW	4	0	0	0	4
MacKELL, Fleming.....	C	27	5	8	13	24
MacLEAN, Don.....	C	3	0	0	0	0
MacMILLAN, Bill.....	RW	11	0	3	3	2
MacMILLAN, John.....	RW	8	0	0	0	0
MACOUN, Jamie.....	D	52	2	11	13	64
MAGUIRE, Kevin.....	RW	1	0	0	0	0

ALL-TIME PLAYOFF PLAYER ROSTER



NAME	POS	GP	G	A	PTS	PIM
MAHOVLICH, Frank.....	LW	84	24	36	60	135
MAIR, Adam.....	C	10	1	0	1	22
MALONEY, Dan.....	LW	22	4	6	10	23
MANDERVILLE, Kent.....	LW	37	2	0	2	18
MANN, Norm.....	RW	1	0	0	0	0
MANSON, Dave.....	D	2	0	0	0	2
MARCETTA, Milan.....	C	3	0	0	0	0
MARCHMENT, Bryan.....	D	13	0	0	0	8
MARKER, Gus.....	RW	27	3	5	8	28
MARKOV, Danny.....	D	40	1	10	11	40
MAROIS, Daniel.....	RW	8	3	2	5	12
MARSH, Brad.....	D	5	1	0	1	2
MARSHALL, Don.....	LW	1	0	0	0	0
MARTIN, Terry.....	LW	10	2	0	2	16
MAXWELL, Brad.....	D	3	0	1	1	12
McALLISTER, Chris.....	D	6	0	1	1	4
McCABE, Bryan.....	D	51	10	16	26	70
McCAFFREY, Bert.....	D	2	1	0	1	4
McCAULEY, Alyn.....	C	35	5	10	15	12
McCLEMENT, Jay.....	C	7	0	0	0	0
McCORMACK, John.....	C	6	1	0	1	0
McCREEDY, John.....	RW	21	4	3	7	16
McDONALD, Lanny.....	RW	45	20	17	37	22
McDONALD, Wilfred (Bucko).....	D	46	3	1	4	12
McGILL, Bob.....	D	12	0	0	0	35
McINTYRE, John.....	C	2	0	0	0	2
McKECHNIE, Walt.....	C	6	4	3	7	9
McKENNA, Sean.....	RW	2	0	0	0	0
McKENNEY, Don.....	C	18	4	8	12	0
McKENNY, Jim.....	D	37	7	9	16	10
McLAREN, Fraser.....	LW	1	0	0	0	2
McLEAN, Jack.....	C	13	2	2	4	8
McLLWAIN, Dave.....	C	4	0	0	0	0
McRAE, Ken.....	C	6	0	0	0	4
MEEKER, Howie.....	RW	42	6	9	15	50
MEEKING, Harry.....	LW	2	3	0	3	6
MELROSE, Barry.....	D	7	0	2	2	38
METZ, Don.....	RW	47	7	8	15	10
METZ, Nick.....	LW	76	19	20	39	31
MICKEY, Larry.....	RW	3	0	0	0	5
MIGAY, Rudy.....	C	15	1	0	1	20
MILLER, Earl.....	F	7	0	0	0	0
MIRONOV, Dmitri.....	D	38	9	12	21	10
MODIN, Fredrik.....	LW	8	0	0	0	6
MOGILNY, Alexander.....	RW	39	15	9	24	20
MONAHAN, Garry.....	LW	15	2	1	3	9
MOORE, Dick.....	RW	5	1	1	2	6
MORRIS, Moe.....	D	18	4	2	6	16
MORRISON, Jim.....	D	16	0	1	1	12
MORTSON, Gus.....	D	47	4	7	11	62
MULHERN, Richard.....	D	1	0	0	0	0
MULLER, Kirk.....	C/LW	6	3	2	5	0
MUMMERY, Harry.....	D	2	1	1	2	17
MURPHY, Larry.....	D	6	0	2	2	4
NEELY, Bob.....	D	26	5	7	12	15
NESTERENKO, Eric.....	RW	9	0	2	2	15
NEVILLE, Mike.....	C	2	0	0	0	0
NEVIN, Bob.....	RW	27	6	4	10	10
NIEUWENDYK, Joe.....	C	9	6	0	6	4
NIGRO, Frank.....	C	3	0	0	0	2
NOBLE, Reg.....	LW/C	6	1	1	2	21
NOLAN, Owen.....	RW	7	0	2	2	2
NYLUND, Gary.....	D	10	0	2	2	25
O'BYRNE, Ryan.....	D	6	0	0	0	4

ALL-TIME PLAYOFF PLAYER ROSTER



NAME	POS	GP	G	A	PTS	PIM
OLCZYK, Ed.....	C	11	6	6	12	16
OLIVER, Murray.....	C	4	1	2	3	0
OLMSTEAD, Bert.....	LW	29	8	9	17	23
O'NEILL, Tom (Vindy).....	RW	4	0	0	0	6
ORR, Colton.....	RW	7	0	0	0	18
OSBORNE, Mark.....	LW	57	9	12	21	102
PAIEMENT, Wilf.....	RW	6	0	2	2	19
PAPPIN, Jim.....	RW	23	7	8	15	12
PARSONS, George.....	LW	7	3	2	5	11
PEARSON, Rob.....	RW	28	3	2	5	63
PEARSON, Scott.....	LW	2	2	0	2	10
PELYK, Mike.....	D	40	0	3	3	41
PERREAULT, Vanic.....	C	29	5	10	15	10
PETTINGER, Eric.....	LW	4	1	0	1	8
PHANEUF, Dion.....	D	7	1	2	3	6
PILAR, Karel.....	D	12	1	4	5	12
PILOTE, Pierre.....	D	4	0	1	1	4
PODDUBNY, Walt.....	LW	13	7	2	9	4
POILE, Norman (Bud).....	C	13	4	4	8	6
PONIKAROVSKY, Alexei.....	LW	23	1	3	4	12
PRATT, Tracy.....	D	4	0	0	0	0
PRATT, Walter (Babe).....	D	24	3	9	12	20
PRESLEY, Wayne.....	RW	5	0	0	0	2
PRICE, Noel.....	D	5	0	0	0	2
PRIMEAU, Joe.....	C	38	5	18	23	12
PRONOVOST, Marcel.....	D	16	1	0	1	14
PULFORD, Bob.....	C	89	25	26	51	126
QUENNEVILLE, Joel.....	D	6	0	1	1	4
QUINN, Pat.....	D	4	0	0	0	13
RAMAGE, Rob.....	D	5	1	2	3	20
RANDALL, Ken.....	RW/D	6	2	1	3	27
REAUME, Marc.....	D	19	0	2	2	8
REGAN, Larry.....	RW	22	4	4	8	2
REICHEL, Robert.....	C	37	2	6	8	12
REID, Dave.....	LW	3	0	0	0	0
REID, Reg.....	LW	2	0	0	0	0
RENNBERG, Mikael.....	RW	12	1	0	1	14
RICHARDSON, Luke.....	D	7	0	0	0	22
RIDLEY, Mike.....	C	7	3	1	4	2
ROBERT, Rene.....	RW	3	0	2	2	2
ROBERTS, Gary.....	LW	50	14	26	40	74
ROBERTSON, Fred.....	D	7	0	0	0	0
ROMNES, Doc.....	F	10	1	4	5	0
ROOT, Bill.....	D	20	1	2	3	25
ROUSE, Bob.....	D	39	3	11	14	58
RYCHEL, Warren.....	LW	3	0	0	0	0
SAGANIUK, Rocky.....	RW	6	1	0	1	15
SALMING, Borje.....	D	81	12	37	49	91
SAMIS, Phil.....	D	5	0	1	1	2
SANDS, Charlie.....	C	13	3	2	5	2
SCHNEIDER, Mathieu.....	D	6	0	4	4	8
SCHRINER, Dave (Sweeney).....	LW	47	14	10	24	22
SECORD, Al.....	LW	6	1	0	1	16
SEDLBAUER, Ron.....	LW	2	0	1	1	2
SEILING, Rod.....	D	17	0	1	1	6
SELBY, Brit.....	LW	8	0	0	0	4
SELWOOD, Brad.....	D	5	0	0	0	4
SHACK, Eddie.....	RW	57	6	3	9	107
SHAND, Dave.....	D	7	1	0	1	13
SHILL, Jack.....	LW	13	0	3	3	8
SITTLER, Darryl.....	C	64	25	40	65	120
SKINNER, Alf.....	RW	2	0	1	1	9

ALL-TIME PLAYOFF PLAYER ROSTER



NAME	POS	GP	G	A	PTS	PIM
SLOAN, Tod.....	C	26	5	6	11	59
SMYLIE, Rod.....	LW	4	0	0	0	2
SMITH, Art.....	D	4	1	1	2	8
SMITH, Brad.....	RW	17	3	2	5	44
SMITH, Floyd.....	RW	4	0	0	0	0
SMITH, Sid.....	LW	44	17	10	27	2
SPENCER, Brian.....	LW	6	0	1	1	17
STACKHOUSE, Ted.....	D	1	0	0	0	0
STAJAN, Matt.....	C	3	0	0	0	2
STANLEY, Allan.....	D	82	4	27	31	60
STANOWSKI, Wally.....	D	60	3	14	17	13
STASTNY, Marian.....	RW	3	0	0	0	0
STEMKOWSKI, Pete.....	C	22	5	10	15	53
STEWART, Gaye.....	LW	18	2	7	9	12
STEWART, Ron.....	RW	82	10	18	28	56
STOUGHTON, Blaine.....	LW	7	4	2	6	2
STUART, Bill.....	D	4	1	1	2	0
SULLIVAN, Steve.....	C	13	3	3	6	14
SUNDIN, Mats.....	C	77	32	38	70	66
SUTTER, Rich.....	RW	4	0	0	0	2
SVEHLA, Robert.....	D	7	0	3	3	2
TAYLOR, Billy.....	C	28	5	13	18	9
TAYLOR, Harry.....	C	1	0	0	0	0
TERRION, Greg.....	C	32	1	9	10	37
THOMAS, Steve.....	RW	63	26	20	46	48
THOMPSON, Erol.....	LW	27	5	4	9	9
THOMS, Bill.....	C	39	6	9	15	4
THOMSON, Jim.....	D	63	2	13	15	135
TIMGREN, Ray.....	LW	30	3	9	12	6
TROTTIER, Guy.....	RW	9	1	0	1	16
TUCKER, Darcy.....	RW	58	10	11	21	79
TURNBULL, Ian.....	D	55	13	32	45	94
ULLMAN, Norm.....	C	26	3	6	9	6
VAIVE, Rick.....	RW	32	14	9	23	53
VALIQUETTE, Jack.....	C	23	3	6	9	4
VALK, Garry.....	RW	45	6	6	12	42
van RIEMSDYK, James.....	LW	7	2	5	7	4
WALKER, Kurt.....	LW	16	0	0	0	34
WALTON, Mike.....	C	16	4	3	7	6
WARNER, Bob.....	D	4	0	0	0	0
WARRINER, Todd.....	LW	15	1	1	2	4
WATSON, Harry.....	LW	50	14	9	23	27
WEBSTER, Don.....	LW	5	0	0	0	12
WEIR, Stan.....	C	29	6	5	11	0
WESLEY, Glen.....	D	5	0	1	1	2
WILLIAMS, Dave (Tiger).....	LW	44	5	11	16	240
WILM, Clarke.....	C	5	0	1	1	2
WILSON, John.....	LW	10	1	2	3	2
WILSON, Ron.....	RW	6	1	3	4	2
WOOD, Randy.....	LW	7	2	0	2	6
WREN, Bob.....	C	1	0	0	0	0
YAREMCHUK, Ken.....	C	12	0	2	2	10
YUSHKEVICH, Dmitry.....	D	44	2	10	12	38
ZANUSSI, Ron.....	RW	3	0	0	0	0
ZETTLER, Rob.....	D	2	0	0	0	0
ZEZEL, Peter.....	C	38	4	5	9	14

*Eddie Gerard played one game in the 1922 Stanley Cup Final for the Toronto St. Patricks on loan from the Ottawa Senators. He did not record a point or penalty minute in the game.

ALL-TIME PLAYOFF GOALTENDER ROSTER



NAME	W	L	GPI	MINS	GA	GAA	SO
BEAUPRE, Don.....	0	0	2	20	2	6.00	0
BELFOUR, Ed.....	9	11	20	1306	51	2.34	3
BESTER, Allan.....	2	6	10	488	36	4.43	0
BIBEAULT, Paul.....	1	4	5	300	23	4.60	0
BOWER, Johnny.....	35	34	74	4378	184	2.47	5
BRODA, Walter (Turk)*.....	60	39	101	6398	211	1.98	13
CHABOT, Lorne**.....	11	9	22	1509	42	1.67	2
CRHA, Jiri.....	0	4	5	186	21	6.77	0
FAVELL, Doug.....	0	3	3	181	10	3.31	0
FORBES, Jake.....	0	2	2	120	7	3.50	0
GAMBLE, Bruce.....	0	2	2	86	13	9.07	0
HAINSWORTH, George.....	9	12	21	1303	50	2.30	2
HARRISON, Paul.....	0	1	3	131	8	3.66	0
HEALY, Glenn.....	0	0	1	20	0	0.00	0
HOLMES, Harry (Hap).....	1	1	2	120	7	3.50	0
JOHNSTON, Ed.....	0	1	1	60	6	6.00	0
JOSEPH, Curtis.....	32	28	60	3678	138	2.25	8
KIDD, Trevor.....	0	0	1	33	1	1.82	0
LAROCQUE, Michel.....	0	1	2	75	8	6.40	0
LUMLEY, Harry.....	2	12	14	865	43	2.98	1
MANIAGO, Cesare.....	1	1	2	145	6	2.48	0
McCOOL, Frank.....	8	5	13	807	30	2.23	4
McRAE, Gord.....	2	5	8	454	22	2.91	0
PALMATEER, Mike.....	12	17	29	1765	89	3.03	2
PARENT, Bernie.....	3	5	8	478	22	2.76	0
PLANTE, Jacques.....	0	3	4	194	12	3.71	0
POTVIN, Felix.....	25	27	52	3206	147	2.75	5
PUPPA, Daren.....	0	0	1	20	1	3.00	0
REESE, Jeff.....	1	1	2	108	6	3.33	0
REIMER, James.....	3	4	7	438	21	2.88	0
RHODES, Damian.....	1	0	0	1	0	0.00	0
ROACH, John Ross.....	1	2	4	240	9	2.25	1
ROLLINS, Al.....	3	3	6	330	12	2.18	0
ST. CROIX, Rick.....	0	0	1	1	1	60.00	0
SAWCHUK, Terry.....	6	7	13	745	34	2.74	0
SCHWAB, Corey.....	0	0	1	12	0	0.00	0
SIMMONS, Don.....	2	1	3	165	8	2.91	0
THOMAS, Wayne.....	6	7	14	789	46	3.50	1
WREGGET, Ken.....	13	11	25	1476	72	2.93	2

* Recorded one tie due to game being suspended because of the Toronto Curfew Law (Mar. 31, 1951 vs. Boston)

**Recorded two ties in total goal series (Mar. 24, 1931 vs Chicago and Mar. 31, 1932 at Mtl. Maroons)

INDIVIDUAL PLAYOFF LEADERS BY YEAR

Stanley Cup Playoffs 1917/18 to 1960/61

YEAR	GOALS	ASSISTS	POINTS	PIMS
1917/18	Harry Meeking 3	Harry Cameron 2	Harry Meeking 3 Rusty Crawford 3 Harry Cameron 3	Harry Mummery 17
1920/21	N/A 0	N/A 0	N/A 0	Ken Rendall 11
1921/22	Babe Dye 2	Harry Cameron 2	Babe Dye 2 Billy Stuart 2 Harry Cameron 2	Reg Noble 12
1924/25	Jack Adams 1 Bert McCaffrey 1	N/A 0 N/A 0	Jack Adams 1 Bert McCaffrey 1	Bert Corbeau 10
1928/29	Andy Blair 3	Ace Bailey 2	Andy Blair 3 Ace Bailey 3	Art Smith 8 Eric Pettinger 8
1930/31	Andy Blair 1 Ace Bailey 1 King Clancy 1	Hap Day 3	Hap Day 3	Hap Day 7
1931/32	Charlie Conacher 6	Joe Primeau 6	Charlie Conacher 8	Red Horner 20
1932/33	Ken Doraty 5	King Clancy 3 Hal Cotton 3	Ken Doraty 5	Hap Day 21
1933/34	Charlie Conacher 3	Joe Primeau 4	Joe Primeau 6	Andy Blair 16
1934/35	Harvey Jackson 3	Charlie Conacher 4	Harvey Jackson 5 Charlie Conacher 5	Hal Cotton 17
1935/36	Buzz Boll 7	Bill Thoms 5	Buzz Boll 10	Red Horner 22
1936/37	Harvey Jackson 1	Reg Hamilton 1 Syl Apps 1	Harvey Jackson 1 Reg Hamilton 1 Syl Apps 1	Red Horner 7
1937/38	Gordie Drillon 7	Syl Apps 4	Gordie Drillon 8	Red Horner 14
1938/39	Gordie Drillon 7	Gordie Drillon 6 Syl Apps 6	Gordie Drillon 13	Red Horner 26
1939/40	Syl Apps 5 Hank Goldup 5	Sweeney Schriner 3 Nick Metz 3 Gus Marker 3 Pete Langelle 3 Bob Davidson 3	Syl Apps 7	Red Horner 55
1940/41	Nick Metz 3 Gordie Drillon 3 Syl Apps 3	Nick Metz 4	Nick Metz 7	Reg Hamilton 13
1941/42	Sweeney Schriner 6	Syl Apps 9	Syl Apps 14	Bob Goldham 31
1942/43	Mel Hill 3	Bud Poile 4	Bud Poile 6	Reg Hamilton 9
1943/44	George Boothman 2	Babe Pratt 3	George Boothman 3 Elwin Morris 3 Babe Pratt 3	Don Webster 12
1944/45	Ted Kennedy 7	Babe Pratt 4	Ted Kennedy 9	Elwin Morris 14
1946/47	Syl Apps 5	Ted Kennedy 5 Gaye Stewart 5	Ted Kennedy 9	Bill Ezinicki 30
1947/48	Ted Kennedy 8	Max Bentley 7	Ted Kennedy 14	Vic Lynn 20
1948/49	Sid Smith 5	Ted Kennedy 6	Ted Kennedy 8	Bill Ezinicki 20 Bill Barilko 20
1949/50	Max Bentley 3 Joe Klukay 3	Ray Timgren 4	Max Bentley 6 Bill Barilko 6 Gus Mortonson 18	Bill Barilko 18 Gus Mortonson 18
1950/51	Sid Smith 7	Max Bentley 11	Max Bentley 13	Jim Thomson 34
1951/52	Harry Watson 1 Joe Klukay 1 Max Bentley 1	Fern Flaman 2	Joe Klukay 2 Fern Flaman 2	Jim Thomson 25
1953/54	Gordie Hannigan 2	Bob Bailey 2	Gord Hannigan, Sid Smith Ted Kennedy, Tim Horton, Tod Sloan, Bob Bailey 2	Tod Sloan 24
1954/55	Sid Smith 3	Ted Kennedy 3 Hugh Bolton 3	Sid Smith 4 Ted Kennedy 4	Jim Thomson 16
1955/56	George Armstrong 4	Dick Duff 4	George Armstrong 6	Jim Thomson 10
1958/59	Gerry Ehman 6 Frank Mahovlich 6	Gerry Ehman 7	Gerry Ehman 13	Carl Brewer 40
1959/60	Bob Pulford 4	Red Kelly 8	Red Kelly 11	Frank Mahovlich 27
1960/61	8 Players Tied 1	Allan Stanley 3	Bert Olmstead 3 Allan Stanley 3	Bert Olmstead 10

INDIVIDUAL PLAYOFF LEADERS BY YEAR

Stanley Cup Playoffs 1961/62 to 2012/13

YEAR	GOALS	ASSISTS	POINTS	PIMS
1961/62	Bob Pulford 7 George Armstrong 7		Tim Horton 13	Tim Horton 16 Frank Mahovlich 29
1962/63	Dave Keon 7		George Armstrong 6 Red Kelly 6 Allan Stanley 6	Dave Keon 12 Bob Pulford 14
1963/64	Dave Keon 7		Frank Mahovlich 11	Frank Mahovlich 15 Bob Baun 42
1964/65	Red Kelly 3 Ron Ellis 3		Frank Mahovlich 3 Peter Stelmowski 3	Red Kelly 5 Bob Baun 19
1965/66	Ed Shack 2		Red Kelly 2 Dave Keon 2	Ed Shack 3 Ed Shack 33
1966/67	Jim Pappin 7		Bob Pulford 10	Jim Pappin 15 Tim Horton 25
1968/69	Ron Ellis 2		Dave Keon 3	Forbes Kennedy 38
1970/71	Paul Henderson 5		Bill MacMillan 3	Paul Henderson 6 Jim Harrison 33
1971/72	Jim McKenny 3		Dave Keon 3 Norm Ullman 3	Dave Keon 5 Brian Glennie 25
1973/74	Ron Ellis 2 Darryl Sittler 2		Bob Neely 3	Bob Neely 4 Brian Glennie 10
1974/75	Blaine Stoughton 4		Dave Keon 5	Blaine Stoughton 6 Dave Williams 25
1975/76	Darryl Sittler 5		Ian Turnbull 9	Darryl Sittler 12 Dave Williams 75
1976/77	Lanny McDonald 10		Darryl Sittler 16	Darryl Sittler 21 Dave Williams 29
1977/78	Ian Turnbull 6		Ian Turnbull 10	Ian Turnbull 16 Dave Williams 63
1978/79	Darryl Sittler 5		Ian Turnbull 4 Darryl Sittler 4	Darryl Sittler 9 Dave Williams 48
1979/80	Terry Martin 2		Ian Turnbull 3	Ron Wilson 3 Ian Turnbull 3 Darryl Sittler 3
1980/81	Bruce Boudreau 1 Rick Vaive 1 Bill Derlago 1 Ian Turnbull 1		Rene Robert 2 Borje Salming 2	Rene Robert 2 Borje Salming 2 Barry Melrose 15
1982/83	Walt Poddubny 3 Bill Derlago 3		Rick Vaive 5 Miroslav Frycer 5	Miroslav Frycer 7 Rick Vaive 7 Jim Korn 26
1985/86	Steve Thomas 6 Rick Vaive 6		Gary Leeman 10	Steve Thomas 14 Wendel Clark 47
1986/87	Wendel Clark 6		Wendel Clark 5 Mike Allison 5 Vincent Damphousse 5	Wendel Clark 11 Todd Gill 42 Dan Daoust 42
1987/88	Ed Olczyk 5		Ed Olczyk 4 Al Iafrate 4	Ed Olczyk 9 Brian Curran 41
1989/90	Gary Leeman 3		Gary Leeman 3 Mark Osborne 3 Todd Gill 3 Tom Kurvers 3	Gary Leeman 6 John Kordic 33
1992/93	Dave Andreychuk 12		Doug Gilmour 25	Doug Gilmour 35 Wendel Clark 51
1993/94	Wendel Clark 9		Doug Gilmour 22	Doug Gilmour 28 Mark Osborne 52
1994/95	Mats Sundin 5		Doug Gilmour 6	Mats Sundin 9 Dave Andreychuk 25
1995/96	Mike Gartner 4		Doug Gilmour 7	Doug Gilmour 8 Todd Gill 24
1998/99	Mats Sundin 8 Bryan Berard 8		Mats Sundin 8 Bryan Berard 8	Mats Sundin 16 Kris King 25
1999/00	Steve Thomas 6		Mats Sundin 5	Steve Thomas 9 Tie Domi 20
2000/01	Mats Sundin 6 Steve Thomas 6		Gary Roberts 9	Mats Sundin 13 Tie Domi 20
2001/02	Alexander Mogilny 8		Gary Roberts 12	Gary Roberts 19 Tie Domi 61
2002/03	Alexander Mogilny 5		Darcy Tucker 3 Bryan McCabe 3 Robert Svehla 3	Alexander Mogilny 7 Tie Domi 13
2003/04	Joe Nieuwendyk 6		Brian Leetch 8	Mats Sundin 9 Tie Domi 41
2004/05	Did not play due to work stoppage			
2012/13	Phil Kessel 4		James van Riemsdyk 5	James van Riemsdyk 7 Colton Orr 18

ALL-TIME PLAYOFF SHUTOUTS

DATE	GOALTENDER	HOME/ROAD	OPPOSITION	SCORE
March 28, 1933	Lorne Chabot	Road	Boston Bruins	(1-0 OTW)
April 3, 1933	Lorne Chabot	Home	Boston Bruins	(1-0 OTW)
March 26, 1935	George Hainsworth	Road	Boston Bruins	(2-0 W)
March 28, 1935	George Hainsworth	Home	Boston Bruins	(3-0 W)
March 24, 1938	Turk Broda	Home	Boston Bruins	(1-0 OTW)
March 21, 1939	Turk Broda	Home	NY Americans	(4-0 W)
March 23, 1939	Turk Broda	Road	NY Americans	(2-0 W)
April 9, 1940	Turk Broda	Home	NY Rangers	(3-0 W)
April 16, 1942	Turk Broda	Road	Detroit Red Wings	(3-0 W)
March 20, 1945	Frank McCool	Road	Montreal Canadiens	(1-0 W)
April 6, 1945	Frank McCool	Road	Detroit Red Wings	(1-0 W)
April 8, 1945	Frank McCool	Road	Detroit Red Wings	(2-0 W)
April 12, 1945	Frank McCool	Home	Detroit Red Wings	(1-0 W)
April 10, 1947	Turk Broda	Road	Montreal Canadiens	(4-0 W)
April 11, 1948	Turk Broda	Road	Detroit Red Wings	(2-0 W)
March 22, 1949	Turk Broda	Road	Boston Bruins	(3-0 W)
March 28, 1950	Turk Broda	Road	Detroit Red Wings	(5-0 W)
April 1, 1950	Turk Broda	Home	Detroit Red Wings	(2-0 W)
April 6, 1950	Turk Broda	Road	Detroit Red Wings	(2-0 W)
April 1, 1951	Turk Broda	Road	Boston Bruins	(3-0 W)
April 8, 1951	Turk Broda	Road	Boston Bruins	(6-0 W)
March 27, 1956	Harry Lumley	Home	Detroit Red Wings	(2-0 W)
March 30, 1963	Johnny Bower	Road	Montreal Canadiens	(5-0 W)
April 4, 1963	Johnny Bower	Home	Montreal Canadiens	(5-0 W)
April 7, 1964	Johnny Bower	Home	Montreal Canadiens	(3-0 W)
April 25, 1964	Johnny Bower	Home	Detroit Red Wings	(4-0 W)
April 22, 1967	Johnny Bower	Road	Montreal Canadiens	(3-0 W)
April 9, 1976	Wayne Thomas	Home	Pittsburgh Penguins	(4-0 W)
April 13, 1978	Mike Palmateer	Road	Los Angeles Kings	(4-0 W)
April 21, 1978	Mike Palmateer	Home	NY Islanders	(2-0 W)
April 20, 1986	Ken Wregget	Road	St. Louis Blues	(3-0 W)
April 16, 1987	Ken Wregget	Home	St. Louis Blues	(4-0 W)
May 15, 1993	Felix Potvin	Home	St. Louis Blues	(6-0 W)
April 20, 1994	Felix Potvin	Home	Chicago Blackhawks	(1-0 OTW)
April 26, 1994	Felix Potvin	Home	Chicago Blackhawks	(1-0 OTW)
April 28, 1994	Felix Potvin	Road	Chicago Blackhawks	(1-0 W)
May 9, 1995	Felix Potvin	Road	Chicago Blackhawks	(3-0 W)
May 2, 1999	Curtis Joseph	Road	Philadelphia Flyers	(1-0 W)
April 12, 2000	Curtis Joseph	Home	Ottawa Senators	(2-0 W)
April 13, 2001	Curtis Joseph	Road	Ottawa Senators	(1-0 OTW)
April 14, 2001	Curtis Joseph	Road	Ottawa Senators	(3-0 W)
April 26, 2001	Curtis Joseph	Road	New Jersey Devils	(2-0 W)
April 20, 2002	Curtis Joseph	Home	New York Islanders	(2-0 W)
May 14, 2002	Curtis Joseph	Home	Ottawa Senators	(3-0 W)
May 25, 2002	Curtis Joseph	Road	Carolina Hurricanes	(1-0 W)
April 10, 2004	Ed Belfour	Home	Ottawa Senators	(2-0 W)
April 12, 2004	Ed Belfour	Road	Ottawa Senators	(2-0 W)
April 16, 2004	Ed Belfour	Home	Ottawa Senators	(2-0 W)

ALL-TIME PLAYOFF SCORING LEADERS

RANK	PLAYER	POSITION	GP	G	A	PTS
1.	DOUG GILMOUR	CENTRE	52	17	60	77
2.	MATS SUNDIN	CENTRE	77	32	38	70
3.	DAVE KEON	CENTRE	89	32	35	67
4.	DARRYL SITTLER	CENTRE	64	25	40	65
5.	WENDEL CLARK	LEFT WING	79	34	27	61
6.	TED KENNEDY	CENTRE	78	29	31	60
	GEORGE ARMSTRONG	RIGHT WING	110	26	34	60
	FRANK MAHOVLICH	LEFT WING	84	24	36	60
9.	RED KELLY	CENTRE	70	17	38	55
10.	SYL APPS	CENTRE	69	25	29	54
11.	BOB PULFORD	CENTRE	89	25	26	51
12.	BORJE SALMING	DEFENCE	81	12	37	49
13.	STEVE THOMAS	RIGHT WING	63	26	20	46
14.	IAN TURNBULL	DEFENCE	55	13	32	45
15.	TIM HORTON	DEFENCE	97	9	32	41
16.	GARY ROBERTS	LEFT WING	50	14	26	40
17.	NICK METZ	LEFT WING	76	19	20	39
18.	MAX BENTLEY	CENTRE	40	14	24	38
19.	LANNY McDONALD	RIGHT WING	45	20	17	37
	DICK DUFF	LEFT WING	54	14	23	37
21.	GORD DRILLON	LEFT WING	45	22	13	35
22.	DAVE ANDREYCHUK	LEFT WING	46	20	14	34
23.	DAVE ELLETT	DEFENCE	52	7	25	32
24.	TODD GILL	DEFENCE	77	5	26	31
	ALLAN STANLEY	DEFENCE	82	4	27	31
26.	RON STEWART	RIGHT WING	82	10	18	28
	TOMAS KABERLE	DEFENCE	77	6	22	28
28.	SID SMITH	LEFT WING	44	17	10	27
	SERGEI BEREZIN	LEFT WING	40	12	15	27
30.	RON ELLIS	RIGHT WING	70	18	8	26
	CHARLIE CONACHER	RIGHT WING	41	14	12	26
	BRYAN MCCABE	DEFENCE	51	10	16	26
33.	HARVEY JACKSON	LEFT WING	54	17	8	25
34.	ALEXANDER MOGILNY	RIGHT WING	39	15	9	24
	DAVE SCHRINER	LEFT WING	47	14	10	24
36.	RICK VAIVE	RIGHT WING	32	14	9	23
	HARRY WATSON	LEFT WING	50	14	9	23
	JOE PRIMEAU	CENTRE	38	5	18	23
39.	BOB DAVIDSON	RIGHT WING	82	5	17	22
40.	DARCY TUCKER	RIGHT WING	58	10	11	21
	TOM FERGUS	CENTRE	23	9	12	21
	DMITRI MIRONOV	DEFENCE	38	9	12	21
	MARK OSBORNE	LEFT WING	57	9	12	21
	GARY LEEMAN	RIGHT WING	24	7	14	21
45.	JOE KLUKAY	LEFT WING	56	12	8	20
	MIKE GARTNER	RIGHT WING	29	11	9	20
47.	RUSS COURTNALL	CENTRE	29	8	11	19
	PAT BOUTETTE	RIGHT WING	38	6	13	19
49.	BILL HARRIS	CENTRE	62	8	10	18
	GLENN ANDERSON	RIGHT WING	21	7	11	18
	BILLY TAYLOR	CENTRE	28	5	13	18
	CARL BREWER	DEFENCE	63	3	15	18

ALL-TIME PLAYOFF OVERTIME RESULTS

DATE	OPPONENT	SCORER	TIME	RESULT	SCORE
Mar. 26, 1929	New York Rangers	Frank Boucher	2:03	Lost	2-1
Mar. 26, 1931	at Chicago Blackhawks	Stew Adams	19:20	Lost	2-1
Apr. 2, 1932	Montreal Maroons	Bob Gracie	17:59	Won	3-2
Mar. 25, 1933	at Boston Bruins	Marty Barry	14:14	Lost	2-1
Mar. 28, 1933	at Boston Bruins	Busher Jackson	15:03	Won	1-0
Mar. 30, 1933	Boston Bruins	Eddie Shore	4:23	Lost	2-1
Apr. 3, 1933	Boston Bruins	Ken Doraty	104:46	Won	1-0
Apr. 13, 1933	New York Rangers	Bill Cook	7:33	Lost	1-0
Mar. 22, 1934	Detroit Red Wings	Herbie Lewis	1:33	Lost	2-1
Mar. 23, 1935	at Boston Bruins	Dit Clapper	33:26	Lost	1-0
Mar. 30, 1935	Boston Bruins	Pep Kelly	1:36	Won	2-1
Apr. 4, 1935	Montreal Maroons	Dave Trottier	5:28	Lost	3-2
Apr. 9, 1936	Detroit Red Wings	Buzz Boll	0:31	Won	4-3
Mar. 25, 1937	at New York Rangers	Babe Pratt	13:05	Lost	2-1
Mar. 24, 1938	Boston Bruins	George Parsons	21:31	Won	1-0
Mar. 29, 1938	at Boston Bruins	Gordie Drillon	10:04	Won	3-2
Apr. 1, 1939	Detroit Red Wings	Gordie Drillon	5:42	Won	5-4
Apr. 9, 1939	at Boston Bruins	Doc Romnes	10:38	Won	3-2
Mar. 19, 1940	Chicago Blackhawks	Syl Apps	6:35	Won	3-2
Apr. 2, 1940	at New York Rangers	Alf Pike	15:30	Lost	2-1
Apr. 11, 1940	New York Rangers	Muzz Patrick	31:43	Lost	2-1
Apr. 13, 1940	New York Rangers	Bryan Hextall	2:07	Lost	3-2
Mar. 29, 1941	at Boston Bruins	Pete Langelle	17:31	Won	2-1
Mar. 23, 1943	at Detroit Red Wings	Jack McLean	70:18	Won	3-2
Mar. 30, 1943	Detroit Red Wings	Adam Brown	9:21	Lost	3-2
Mar. 27, 1945	Montreal Canadiens	Gus Bodnar	12:36	Won	4-3
Apr. 21, 1945	Detroit Red Wings	Ed Bruneteau	14:16	Lost	1-0
Mar. 26, 1947	Detroit Red Wings	Howie Meeker	3:05	Won	3-2
Apr. 15, 1947	Montreal Canadiens	Syl Apps	16:36	Won	2-1
Mar. 24, 1948	Boston Bruins	Nick Metz	17:03	Won	5-4
Mar. 26, 1949	Boston Bruins	Woody Dumart	16:14	Lost	5-4
Apr. 8, 1949	at Detroit Red Wings	Joe Klukay	17:31	Won	3-2
Apr. 4, 1950	Detroit Red Wings	Leo Reise	20:38	Lost	2-1
Apr. 9, 1950	at Detroit Red Wings	Leo Reise	8:39	Lost	1-0
*Mar. 31, 1951	Boston Bruins	No Scorer	20:00	Tie	1-1
Apr. 11, 1951	Montreal Canadiens	Sid Smith	5:51	Won	3-2
Apr. 14, 1951	Montreal Canadiens	Maurice Richard	2:55	Lost	3-2
Apr. 17, 1951	at Montreal Canadiens	Ted Kennedy	4:47	Won	2-1
Apr. 19, 1951	at Montreal Canadiens	Harry Watson	5:15	Won	3-2
Apr. 21, 1951	Montreal Canadiens	Bill Barilko	2:53	Won	3-2
Apr. 1, 1954	at Detroit Red Wings	Ted Lindsay	21:01	Lost	4-3
Mar. 24, 1956	Detroit Red Wings	Ted Lindsay	4:22	Lost	5-4
Mar. 28, 1959	Boston Bruins	Gerry Ehman	5:02	Won	3-2
Mar. 31, 1959	Boston Bruins	Frank Mahovlich	11:21	Won	3-2
Apr. 14, 1959	Montreal Canadiens	Dick Duff	10:06	Won	3-2
Mar. 27, 1960	at Detroit Red Wings	Frank Mahovlich	43:00	Won	5-4
Mar. 29, 1960	at Detroit Red Wings	Gerry Melnyk	1:54	Lost	2-1
Mar. 22, 1961	Detroit Red Wings	George Armstrong	24:51	Won	3-2
Apr. 5, 1962	New York Rangers	Red Kelly	24:23	Won	3-2
Apr. 14, 1964	Detroit Red Wings	Larry Jeffrey	7:52	Lost	4-3
Apr. 23, 1964	at Detroit Red Wings	Bob Baun	1:43	Won	4-3
Apr. 6, 1965	Montreal Canadiens	Dave Keon	4:17	Won	3-2
Apr. 13, 1965	Montreal Canadiens	Claude Provost	16:33	Lost	4-3
Apr. 25, 1967	Montreal Canadiens	Bob Pulford	28:26	Won	3-2
Apr. 15, 1971	New York Rangers	Bob Nevin	9:07	Lost	2-1

* Game was called after one overtime period due to Toronto Curfew Law

ALL-TIME PLAYOFF OVERTIME RESULTS

DATE	OPPONENT	SCORER	TIME	RESULT	SCORE
Apr. 6, 1972	at Boston Bruins	Jim Harrison	2:58	Won	4-3
Apr. 14, 1974	Boston Bruins	Ken Hodge	1:27	Lost	4-3
Apr. 8, 1975	at Los Angeles Kings	Mike Murphy	8:53	Lost	3-2
Apr. 10, 1975	Los Angeles Kings	Blaine Stoughton	10:19	Won	3-2
Apr. 19, 1975	Philadelphia Flyers	Andre Dupont	1:45	Lost	4-3
Apr. 15, 1977	Philadelphia Flyers	Rick MacLeish	2:55	Lost	4-3
Apr. 17, 1977	Philadelphia Flyers	Reggie Leach	19:10	Lost	6-5
Apr. 19, 1978	at New York Islanders	Mike Bossy	2:50	Lost	3-2
Apr. 25, 1978	at New York Islanders	Bob Nystrom	8:02	Lost	2-1
Apr. 29, 1978	at New York Islanders	Lanny McDonald	4:13	Won	2-1
Apr. 21, 1979	Montreal Canadiens	Cam Connor	25:25	Lost	4-3
Apr. 22, 1979	Montreal Canadiens	Larry Robinson	4:14	Lost	5-4
Apr. 11, 1980	Minnesota North Stars	Al MacAdam	0:32	Lost	4-3
Apr. 7, 1983	at Minnesota North Stars	Bobby Smith	5:03	Lost	5-4
Apr. 10, 1983	Minnesota North Stars	Dino Ciccarelli	8:05	Lost	5-4
Apr. 26, 1986	at St. Louis Blues	Mark Reeds	7:11	Lost	4-3
Apr. 9, 1987	at St. Louis Blues	Rick Lanz	10:17	Won	3-2
Apr. 27, 1987	Detroit Red Wings	Mike Allison	9:31	Won	3-2
Apr. 12, 1988	at Detroit Red Wings	Ed Olczyk	0:34	Won	6-5
Apr. 8, 1990	St. Louis Blues	Sergio Momesso	6:04	Lost	6-5
Apr. 27, 1993	at Detroit Red Wings	Mike Foligno	2:05	Won	5-4
May 1, 1993	at Detroit Red Wings	Nikolai Borschevsky	2:35	Won	4-3
May 3, 1993	St. Louis Blues	Doug Gilmour	23:16	Won	2-1
May 5, 1993	St. Louis Blues	Jeff Brown	23:03	Lost	2-1
May 25, 1993	Los Angeles Kings	Glenn Anderson	19:20	Won	3-2
May 27, 1993	at Los Angeles Kings	Wayne Gretzky	1:41	Lost	5-4
Apr. 20, 1994	Chicago Blackhawks	Todd Gill	2:15	Won	1-0
Apr. 24, 1994	at Chicago Blackhawks	Jeremy Roenick	1:23	Lost	4-3
May 12, 1994	San Jose Sharks	Mike Gartner	8:53	Won	3-2
May 16, 1994	Vancouver Canucks	Peter Zedel	16:55	Won	3-2
May 24, 1994	at Vancouver Canucks	Greg Adams	20:14	Lost	4-3
May 17, 1995	Chicago Blackhawks	Randy Wood	10:00	Won	5-4
Apr. 18, 1996	St. Louis Blues	Mats Sundin	4:02	Won	5-4
Apr. 21, 1996	at St. Louis Blues	Glenn Anderson	1:24	Lost	3-2
Apr. 25, 1996	St. Louis Blues	Mike Gartner	7:31	Won	5-4
Apr. 30, 1999	Philadelphia Flyers	Yanic Perreault	11:51	Won	2-1
May 13, 1999	at Pittsburgh Penguins	Sergei Berezin	2:18	Won	3-2
May 17, 1999	at Pittsburgh Penguins	Garry Valk	1:57	Won	4-3
Apr. 22, 2000	Ottawa Senators	Steve Thomas	14:47	Won	2-1
Apr. 13, 2001	at Ottawa Senators	Mats Sundin	10:49	Won	1-0
Apr. 16, 2001	Ottawa Senators	Cory Cross	2:16	Won	3-2
Apr. 28, 2001	at New Jersey Devils	Randy McKay	5:31	Lost	6-5
May 1, 2001	New Jersey Devils	Brian Rafalski	7:00	Lost	3-2
May 4, 2002	Ottawa Senators	Gary Roberts	44:30	Won	3-2
May 19, 2002	at Carolina Hurricanes	Niclas Wallin	13:42	Lost	2-1
May 21, 2002	Carolina Hurricanes	Jeff O'Neill	6:01	Lost	2-1
May 28, 2002	Carolina Hurricanes	Martin Gelinas	8:05	Lost	2-1
Apr. 14, 2003	Philadelphia Flyers	Tomas Kaberle	27:20	Won	4-3
Apr. 16, 2003	Philadelphia Flyers	Mark Recchi	53:54	Lost	3-2
Apr. 21, 2003	Philadelphia Flyers	Travis Green	30:51	Won	2-1
Apr. 18, 2004	at Ottawa Senators	Mike Fisher	21:47	Lost	2-1
May 4, 2004	Philadelphia Flyers	Jeremy Roenick	7:39	Lost	3-2
May 8, 2013	Boston Bruins	David Krejci	13:06	Lost	4-3
May 13, 2013	at Boston Bruins	Patrice Bergeron	6:05	Lost	5-4

TEAM PLAYOFF RECORDS (SERIES)

Team Records, Series

TWO GAME SERIES

Most Goals
11* 1978 Preliminary vs. Los Angeles

Most Goals, Opponent
6 1936 Quarter-Final vs. Boston

Most Goals, Both Teams
14 1936 Quarter-Final vs. Boston
(Leafs: 8 goals, Bruins: 6 goals)
14 1979 Preliminary vs. Atlanta
(Leafs: 9 goals, Flames: 5 goals)

Fewest Goals
1 1937 Quarter-Final vs. NY Rangers

Fewest Goals, Opponent
0** 1939 Quarter-Final vs. NY Rangers

Fewest Goals, Both Teams
4 1929 Semi-Final vs. NY Rangers (Leafs: 1 goal, Rangers: 3 goals)

THREE GAME SERIES

Most Goals
18 1932 Final vs. NY Rangers
18 1986 Division Semi-Final vs. Chicago

Most Goals, Opponent
20 1981 Preliminary vs. NY Islanders

Most Goals, Both Teams
28 1932 Final vs. NY Rangers
(Leafs: 18 goals, Rangers: 10 goals)

Fewest Goals
4 1935 Final vs. Montreal
4 1981 Preliminary vs. NY Islanders

Fewest Goals, Opponent
3 1936 Semi-Final vs. NY Americans
3 1938 Semi-Final vs. Boston
3 1976 Preliminary vs. Pittsburgh

Fewest Goals, Both Teams
9 1936 Semi-Final vs. NY Americans
(Leafs: 6 goals, Americans: 3 goals)
9 1938 Semi-Final vs. Boston
(Leafs: 6 goals, Bruins: 3 goals)

FOUR GAME SERIES

Most Goals
18 1948 Final vs. Detroit
18 1983 Division Semi-Final vs. Minnesota

Most Goals, Opponent
24 1969 Quarter-Final vs. Boston

Most Goals, Both Teams
36** 1983 Quarter-Final vs. Minnesota
(Leafs: 18 goals, North Stars: 18 goals)

Fewest Goals
3 1952 Semi-Final vs. Detroit

Fewest Goals, Opponent
2 1935 Semi-Final vs. Boston

Fewest Goals, Both Teams
9* 1935 Semi-Final vs. Boston
(Leafs: 7 goals, Bruins: 2 goals)

FIVE GAME SERIES

Most Goals
20 1948 Semi-Final vs. Boston

Most Goals, Opponent
23 1944 Semi-Final vs. Montreal

Most Goals, Both Teams
37 1999 Conference Final vs. Buffalo
(Leafs: 16 goals, Sabres: 21 goals)

Fewest Goals
6 1939 Final vs. Boston
6 1944 Semi-Final vs. Montreal

Fewest Goals, Opponent
6 1963 Semi-Final vs. Montreal

Fewest Goals, Both Teams
16 1933 Semi-Final vs. Boston
(Leafs: 9 goals, Bruins: 7 goals)

SIX GAME SERIES

Most Goals
22 1962 Semi-Final vs. NY Rangers

Most Goals, Opponent
32 1988 Division Semi-Final vs. Detroit

Most Goals, Both Teams
52 1988 Division Semi-Final vs. Detroit
(Leafs: 20 goals, Red Wings: 32 goals)

Fewest Goals
6 2002 Conference Final vs. Carolina

Fewest Goals, Opponent
5* 1951 Semi-Final vs. Boston

Fewest Goals, Both Teams
16* 2002 Conference Final vs. Carolina
(Leafs: 6 goals, Hurricanes: 10 goals)

SEVEN GAME SERIES

Most Goals
26 1994 Conference Semi-Final vs. San Jose

Most Goals, Opponent
33 1976 Quarter-Final vs. Philadelphia

Most Goals, Both Teams
56 1976 Quarter-Final vs. Philadelphia
(Leafs: 23 goals, Flyers: 33 goals)

Fewest Goals
9** 1945 Final vs. Detroit

Fewest Goals, Opponent
9* 1945 Final vs. Detroit

TEAM PLAYOFF RECORDS (SERIES)

Fewest Goals, Both Teams
18* 1945 Final vs. Detroit
(Leafs: 9 goals, Red Wings 9 goals)

PENALTIES, SERIES

Most Penalty Minutes
230 1976 Quarter-Final vs. Philadelphia

Most Penalty Minutes, Opponent
295 1976 Quarter-Final vs. Philadelphia

Most Penalty Minutes, Both Teams
525 1976 Quarter-Final vs. Philadelphia
(Leafs: 230 penalty minutes, Flyers: 295 penalty minutes)

Most Penalties
65 1976 Quarter-Final vs. Philadelphia

Most Penalties, Opponent
92 1976 Quarter-Final vs. Philadelphia

Most Penalties, Both Teams
157 1976 Quarter-Final vs. Philadelphia
(Leafs: 65 penalties, Flyers: 92 penalties)

Fewest Penalties, Both Teams, Seven Game Series
19* Detroit Red Wings (10), Toronto Maple Leafs (9) in 1945 Final. Detroit received 10 minors, Toronto received 9 minors. Detroit won series 4-3.

Fewest Penalties, One Team, Best-of-Seven Series
9* Toronto Maple Leafs in 1945 Final. Toronto received 9 minors. Detroit won series 4-3.

POWERPLAY GOALS, SERIES

Most Powerplay Goals
12 1976 Quarter-Final vs. Philadelphia

Most Powerplay Goals, Both Teams
20 1976 Quarter-Final vs. Philadelphia
(Leafs: 12 powerplay goals, Flyers: 8 powerplay goals)

MOST OVERTIME GAMES, ONE SERIES

5* Toronto Maple Leafs, Montreal Canadiens in 1951. Toronto won best-of-seven series 4-1.

MOST SHUTOUTS, BOTH TEAMS, ONE SERIES

5* Toronto Maple Leafs (3), Detroit Red Wings (2) in 1945 Final. Toronto won best-of-seven series 4-3.
Toronto Maple Leafs (3), Detroit Red Wings (2) in 1950 Semi-Final. Detroit won best-of-seven series 4-3.

* NHL Record

** Ties NHL Record



Bill Barilko's 1951 Stanley Cup Winning Goal in Overtime

Cont'd...

* NHL Record

** Ties NHL Record

TEAM PLAYOFF RECORDS (GAME)

Team Records, Game

GOALS, GAME

Most Goals

9 Apr. 14, 1942 vs. Detroit, W 9-3

Most Goals, Opponent

11 Mar. 30, 1944 at Montreal, L 11-0

Most Goals, Both Teams

13 Apr. 7, 1936 at Detroit, L 9-4
13 May 29, 1945 at Montreal, L 10-3
13 Apr. 22, 1976 vs. Philadelphia, W 8-5

Most Powerplay Goals

5 Apr. 15, 1976 vs. Philadelphia, W 5-4

Most Powerplay Goals, Opponent

6* Apr. 2, 1969 at Boston, L 10-0

Most Powerplay Goals, Both Teams

6 Apr. 2, 1969 at Boston, L 10-0
(Leafs: 0 powerplay goals, Bruins: 6 powerplay goals)
6 Apr. 15, 1976 vs. Philadelphia, W 5-4
(Leafs: 5 powerplay goals, Flyers: 1 powerplay goal)

Most Shorthanded Goals

3** May 8, 1994 at San Jose, W 8-3

Most Shorthanded Goals, Both Teams

4** May 8, 1994 at San Jose, W 8-3
(Leafs: 3 shorthanded goals, Sharks: 1 shorthanded goal)

FASTEST GOALS, GAME

Fastest Two Goals From Start of Game, One Player

1:08* Dick Duff - Apr. 9, 1963 vs. Detroit (Terry Sawchuk). Duff scored at 0:49 and 1:08.

Fastest Goal From Start of Game

0:15 Apr. 11, 1951 vs. Montreal, Sid Smith, W 3-2

Fastest Goal From Start of Period (other than first)

0:10 Mar. 28, 1950 at Detroit, 2nd period, Joe Klukay, W 5-0

Fastest Two Goals

0:11 Apr. 12, 1979 vs. Atlanta, 1st period, Darryl Sittler (4:16), Ron Ellis (4:27), W 7-4

Fastest Three Goals

0:23* Apr. 12, 1979 vs. Atlanta, 1st period, Darryl Sittler (4:04), Darryl Sittler (4:16), Ron Ellis (4:27), W 7-4

Fastest Goal From Start of Game, Opponent

0:09 Apr. 1, 1954 at Detroit, Gordie Howe, L 4-3
0:09 Apr. 13, 1967 vs. Chicago, Ken Wharram, L 4-3

Fastest Goal From Start of Period (other than first), Opponent

0:12 Apr. 10, 1983 vs. Minnesota, 3rd period, Bobby Smith, L 5-4

Fastest Two Goals, Opponent

0:07 Apr. 18, 1986 at St. Louis, 2nd period, Gino Cavallini (2:40), Ron Flockhart (2:47), L 6-1

* NHL Record

Fastest Two Goals, Both Teams

0:09 May 23, 1999 vs. Buffalo, 1st period, Vaclav Varada, BUF (4:23), Mats Sundin, TOR (4:32), L 5-4

Fastest Three Goals, Both Teams

0:38 Apr. 13, 1963 vs. Montreal, 1st period, Red Kelly, TOR (3:11), John Ferguson, MTL (3:32), Ron Ellis, TOR (3:49), L 4-3

Fastest Four Goals, Both Teams

1:33* Apr. 20, 1976 at Philadelphia, 2nd period, Don Saleski, PHI (10:04), Bob Neely, TOR (10:42), Gary Dornhoefer, PHI (11:24), Don Saleski, PHI (11:37), L 7-1

Fastest Four Goals, Opponent

2:35* Mar. 30, 1944 at Montreal, 3rd period, Toe Blake (7:58), Toe Blake (8:37), Maurice Richard (9:17), Ray Getliffe (10:33), 0-11 L

Fastest Five Goals, Both Teams

4:19 Apr. 9, 1932 vs. NY Rangers, 3rd period, Ace Bailey, TOR (15:07), Fred Cook, NYR (16:32), Bob Gracie, TOR (17:36), Frank Boucher, NYR (18:26), Frank Boucher, NYR (19:26), W 6-4

Fastest Five Goals, Opponent

3:36* Mar. 30, 1944 at Montreal, 3rd period, Toe Blake (7:58), Toe Blake (8:37), Maurice Richard (9:17), Ray Getliffe (10:33), Buddy O'Connor (11:34) 0-11 L

SHOTS ON GOAL, GAME (SINCE 1955/56)

Most Shots

64 May 3, 1993 vs. St. Louis, W 2-1

Most Shots, Opponent

75 Apr. 16, 2003 vs. Philadelphia, L 3-2

Fewest Shots

6 May 8, 2000 at New Jersey, L 3-0

Fewest Shots, Opponent

14 May 13, 1999 at Pittsburgh, W 3-2

PENALTIES, GAME

Most Penalty Minutes

109 Apr. 10, 1979 vs. Atlanta, W 2-1

Most Penalty Minutes, Opponent

110 Apr. 10, 1979 vs. Atlanta, W 2-1

Most Penalty Minutes, Both Teams

219 Apr. 10, 1979 vs. Atlanta, W 2-1
(Leafs: 109 penalty minutes, Flames: 110 penalty minutes)

Most Penalties

24 Apr. 10, 1979 vs. Atlanta, W 2-1

Most Penalties, Opponent

30 Apr. 15, 1976 vs. Philadelphia, L 4-3

Most Penalties, Both Teams

46 Apr. 10, 1979 vs. Atlanta, W 2-1
(Leafs: 24 penalties, Flames: 22 penalties)

** Ties NHL Record

TEAM PLAYOFF RECORDS (PERIOD)

Team Records, Period

GOALS, PERIOD

Most Goals

6 Mar. 26, 1936 vs. Boston, 2nd period, W 8-3

Most Goals, Opponent

7 Mar. 30, 1944 at Montreal, 3rd period, L 11-0

Most Goals, Both Teams

7 Mar. 26, 1936 vs. Boston, 2nd period, W 8-3 (Leafs: 6 goals, Boston: 1 goal)
7 Mar. 30, 1944 at Montreal, 3rd period, L 11-0 (Leafs: 0 goals, Montreal: 7 goals)

Most Powerplay Goals

4** Mar. 26, 1936 vs. Boston, 2nd period, W 8-3

Most Shorthanded Goals

2** Apr. 5, 1947 vs. Detroit, 1st period, W 6-1
2** Apr. 13, 1965 vs. Montreal, 1st period, L 4-3
2** May 8, 1994 at San Jose, 3rd period, W 8-3

Most Shorthanded Goals, Both Teams

3** Apr. 5, 1947 vs. Detroit, 1st period, W 6-1
(Leafs: 2 shorthanded goals, Red Wings: 1 shorthanded goal)
3** May 8, 1994 at San Jose, 3rd period, W 8-3 (Leafs: 2 shorthanded goals, Sharks: 1 shorthanded goal)

SHOTS ON GOAL, PERIOD (SINCE 1955/56)

Most Shots

27 Apr. 15, 1976 vs. Philadelphia, 2nd period, W 5-4

* NHL Record

Most Shots, Opponent

30 Apr. 8, 1980 at Minnesota, 2nd period, L 6-3

Fewest Shots

1 May 8, 2000 at New Jersey, 3rd period, L 3-0
1 Apr. 26, 2001 at New Jersey, 3rd period, W 2-0

Fewest Shots, Opponent

1 May 17, 1993 vs. Los Angeles, 3rd period, W 4-1
1 May 14, 2002 vs. Ottawa, 2nd period, W 3-0
1 Apr. 25, 2004 at Philadelphia, 2nd period, L 2-1

PENALTIES, PERIOD

Most Penalty Minutes

87 Apr. 10, 1979 at Atlanta, 2nd period, W 2-1

Most Penalty Minutes, Opponent

94 Apr. 10, 1979 at Atlanta, 2nd period, W 2-1

Most Penalty Minutes, Both Teams

181 Apr. 10, 1979 at Atlanta, 2nd period, W 2-1 (Leafs: 87 penalty minutes, Flames: 94 penalty minutes)

Most Penalties

17 Apr. 10, 1979 at Atlanta, 2nd period, W 2-1

Most Penalties, Opponent

19 Apr. 10, 1979 at Atlanta, 2nd period, W 2-1

Most Penalties, Both Teams

36 Apr. 10, 1979 at Atlanta, 2nd period, W 2-1 (Leafs: 17 penalties, Flames: 19 penalties)

** Ties NHL Record



Ron Ellis

INDIVIDUAL PLAYOFF RECORDS (CAREER)

Individual Records, Career

GAMES PLAYED, CAREER

Most Games, Goaltender

101	Walter Broda
74	Johnny Bower
60	Curtis Joseph

Most Games, Defence

97	Tim Horton
92	Bob Baun
82	Allan Stanley

Most Games, Centre

89	Dave Keon
89	Bob Pulford
78	Ted Kennedy

Most Games, Left Wing

84	Frank Mahovlich
79	Wendel Clark
76	Nick Metz

Most Games, Right Wing

110	George Armstrong
86	Tie Domi
82	Bob Davidson
82	Ron Stewart

GOALS, CAREER

Most Goals, Defence

13	Ian Turnbull
12	Borje Salming
10	Bryan McCabe

Most Goals, Centre

32	Mats Sundin
32	Dave Keon
29	Ted Kennedy

Most Goals, Left Wing

34	Wendel Clark
24	Frank Mahovlich
22	Gord Drillon

Most Goals, Right Wing

26	George Armstrong
26	Steve Thomas
20	Lanny McDonald

ASSISTS, CAREER

Most Assists, Defence

37	Borje Salming
32	Tim Horton
32	Ian Turnbull

Most Assists, Centre

60	Doug Gilmour
40	Darryl Sittler
38	Mats Sundin
38	Red Kelly

Most Assists, Left Wing

36	Frank Mahovlich
27	Wendel Clark
26	Gary Roberts

Most Assists, Right Wing

34	George Armstrong
20	Steve Thomas
18	Ron Stewart

POINTS, CAREER

Most Points, Defence

49	Borje Salming
45	Ian Turnbull
41	Tim Horton

Most Points, Centre

77	Doug Gilmour
70	Mats Sundin
67	Dave Keon

Most Points, Left Wing

61	Wendel Clark
60	Frank Mahovlich
40	Gary Roberts

Most Points, Right Wing

60	George Armstrong
46	Steve Thomas
37	Lanny McDonald

PENALTY MINUTES, CAREER

Most Penalty Minutes, Defence

171	Todd Gill
170	Red Horner
165	Bob Baun

Most Penalty Minutes, Centre

126	Bob Pulford
120	Darryl Sittler
90	Doug Gilmour

Most Penalty Minutes, Left Wing

240	Dave Williams
185	Wendel Clark
135	Frank Mahovlich

Most Penalty Minutes, Right Wing

183	Tie Domi
107	Eddie Shack
95	Pat Boutette

GOALTENDERS, CAREER

Most Wins

60	Walter Broda
34	Johnny Bower
32	Curtis Joseph

Most Shutouts

13	Walter Broda
8	Curtis Joseph
5	Johnny Bower
5	Felix Potvin

Lowest Goals Against Average (minimum 10 games)

1.67	Lorne Chabot
1.98	Walter Broda
2.23	Frank McCool

INDIVIDUAL PLAYOFF RECORDS (SEASON)

Individual Records, Season

GOALS, SEASON

Most Goals, Defence

6	Dmitri Mironov (1994)
6	Ian Turnbull (1978)
5	Bryan McCabe (2002)

Most Goals, Centre

10	Doug Gilmour (1993)
8	Mats Sundin (1999)
8	Ted Kennedy (1948)

Most Goals, Left Wing

12	Dave Andreychuk (1993)
10	Wendel Clark (1993)
9	Wendel Clark (1994)

Most Goals, Right Wing

10	Lanny McDonald (1977)
8	Alexander Mogilny (2002)
7	Glenn Anderson (1993)
7	George Armstrong (1962)
7	Jim Pappin (1967)

ASSISTS, SEASON

Most Assists, Defence

15	Dave Ellett (1994)
13	Tim Horton (1962)
10	Todd Gill (1993)
10	Ian Turnbull (1978)

Most Assists, Centre

25	Doug Gilmour (1993)
22	Doug Gilmour (1994)
16	Darryl Sittler (1977)

Most Assists, Left Wing

12	Gary Roberts (2002)
11	Frank Mahovlich (1964)
10	Wendel Clark (1993)
10	Dick Duff (1962)

Most Assists, Right Wing

11	Glenn Anderson (1993)
10	Gary Leeman (1986)
8	Jim Pappin (1967)
8	George Armstrong (1964)

POINTS, SEASON

Most Points, Defence

18	Dave Ellett (1994)
16	Ian Turnbull (1978)
16	Tim Horton (1962)

Most Points, Centre

35	Doug Gilmour (1993)
28	Doug Gilmour (1994)
21	Darryl Sittler (1977)

Most Points, Left Wing

20	Wendel Clark (1993)
19	Gary Roberts (2002)
19	Dave Andreychuk (1993)

Most Points, Right Wing

18	Glenn Anderson (1993)
17	Lanny McDonald (1977)
15	Jim Pappin (1967)

PENALTY MINUTES, SEASON

Most Penalty Minutes, Defence

55	Red Horner (1940)
42	Todd Gill (1987)
42	Bob Baun (1964)

Most Penalty Minutes, Centre

42	Doug Gilmour (1994)
42	Dan Daoust (1987)
38	Forbes Kennedy (1969)

Most Penalty Minutes, Left Wing

75	Dave Williams (1976)
63	Dave Williams (1978)
56	Gary Roberts (2002)

Most Penalty Minutes, Right Wing

61	Tie Domi (2002)
42	Mike Foligno (1993)
41	Tie Domi (2004)

GOALTENDERS, SEASON

Most Playoff Shutouts

4	Frank McCool (1945)
3	Ed Belfour (2004)
3	Curtis Joseph (2002)
3	Curtis Joseph (2001)
3	Felix Potvin (1994)
3	Walter Broda (1950)

Most Consecutive Shutouts, Season

3	Frank McCool - 1945, McCool shutout Detroit three times, 1-0 April 6; 2-0 April 8, 1-0 April 12. Toronto won best of seven F 4-3.
---	---

* NHL Record

** Ties NHL Record

* NHL Record

** Ties NHL Record

INDIVIDUAL PLAYOFF RECORDS (SERIES)

Individual Records, Series

Most Goals, Series

9 Babe Dye in 1922 Final, vs. Vancouver

Most Defencemen Goals, Series

4 Ian Turnbull in 1978 2nd round, vs. N.Y. Islanders

Most Assists, Series

13 Doug Gilmour in 1994 CSF, 7 games vs. San Jose

Most Defencemen Assists, Series

7 Dave Ellett in 1994 CSF, 7 games vs. San Jose
Ian Turnbull in 1976 2nd round, vs. Philadelphia
Tim Horton in 1962 SF, vs. N.Y. Rangers

Most Points, Series

16 Doug Gilmour in 1994 CSF, 7 games vs. San Jose

Most Defencemen Points, Series

9 Ian Turnbull in 1976 2nd round, 7 games vs. Philadelphia
9 Tim Horton in 1962 SF, 6 games vs. NY Rangers

Most Powerplay Goals, Series

4 Dave Andreychuk in 1993 1st round, vs. St. Louis
Steve Thomas in 2001 CSF, vs. New Jersey

Most Shorthanded Goals, Series

2 Dave Keon in 1963 F vs. Detroit, won by Toronto 4-1
Bob Pulford in 1964 F vs. Detroit, won by Toronto 4-3
Mark Osborne in 1994 CSF vs. San Jose, won by Toronto 4-3

Most Shutouts, Series

3** Frank McCool, 1945 F vs. Detroit. 7 games
Turk Broda, 1950 F vs. Detroit. 7 games
Felix Potvin, 1994 CQF vs. Chicago. 6 games
Ed Belfour, 2004 CQF vs. Ottawa. 7 games

Most Opponent Goals, Series

7 Maurice Richard (Montreal) in 1944 SF

Most Opponent Defenceman Goals, Series

3 Bucko McDonald (Detroit) in 1936 Final
Butch Bouchard (Montreal) in 1945 SF
Larry Robinson (Montreal) in 1979 CSF
Brad Maxwell (Minnesota) in 1983 QTR
Gary Suter (Chicago) in 1994 CQF
Brian Rafalski (New Jersey) in 2001 CSF

Most Opponent Assists, Series

9 Wayne Gretzky (St. Louis) in 1996 CQF

Most Opponent Defenceman Assists, Series

9 Paul Coffey (Detroit) in 1993 1st

Most Opponent Points, Series

13 David Krejci (Boston) in 2013 1st

Most Opponent Defencemen Points, Series

11 Paul Coffey (Detroit) in 1993 1st

Most Opponent Powerplay Goals, Series

4 Stu Barnes (Buffalo) in 1999 CF
Phil Esposito (Boston) in 1969 2nd

Most Opponent Shorthanded Goals, Series

2 Dixon Ward (Buffalo) in 1999 CF

* NHL Record

** Ties NHL Record



Dave Ellett

INDIVIDUAL PLAYOFF RECORDS (GAME)

Individual Records, Game

GOALS, GAME

Most Goals

5** Darryl Sittler, Apr. 22, 1976 vs. Philadelphia, W 8-5

Most Goals, Opponent

5** Maurice Richard, Mar. 23, 1944 at Montreal, L 5-1

Most Powerplay Goals

3** Sid Smith, Apr. 10, 1949 at Detroit, W 3-1

Most Powerplay Goals, Opponent

3** Phil Esposito, Apr. 2, 1969 at Boston, L 10-0

Most Shorthanded Goals

2** Dave Keon, Apr. 18, 1963 vs. Detroit, W 3-1

ASSISTS, GAME

Most Assists

4 Ian Turnbull, Apr. 22, 1976 vs. Philadelphia, W 8-5
4 Doug Gilmour, May 8, 1994 at San Jose, W 8-3

Most Assists, Opponent

5 Toe Blake, Mar. 23, 1944 at Montreal, L 5-1

POINTS, GAME

Most Points

6 Darryl Sittler, Apr. 22, 1976 vs. Philadelphia, (5 goals, 1 assist), W 8-5

Most Points, Opponent

6 Phil Esposito, Apr. 2, 1969 at Boston, (4 goals, 2 assists), L 10-0

FASTEST, GAME

Fastest Two Goals

0:12 Darryl Sittler, Apr. 12, 1979 vs. Atlanta, 1st period, (4:04 & 4:16), W 7-4

Fastest Two Goals From Start of Game

1:08* Dick Duff, Apr. 9, 1963 vs. Detroit, (0:49 & 1:08), W 4-2

PENALTY MINUTES, GAME

Most Penalty Minutes

38 Forbes Kennedy, Apr. 2 1969 at Boston, L 10-0

Most Penalty Minutes, Opponent

42* Dave Schultz, Apr. 22, 1976 vs. Philadelphia, W 8-5

Most Penalties

8** Forbes Kennedy, Apr. 2, 1969 at Boston, L 10-0

Most Penalties, Opponent

6 Dave Schultz, Apr. 22, 1976 vs. Philadelphia, W 8-5

* NHL Record

** Ties NHL Record



Dave Keon & Ken Dryden

INDIVIDUAL PLAYOFF RECORDS (PERIOD)

Individual Records, Period

GOALS, PERIOD

Most Goals

- 3 Harvey Jackson, Apr. 5, 1932 at NY Rangers, 2nd period, W 6-4
- 3 Darryl Sittler, Apr. 22, 1976 vs. Philadelphia, 2nd period, W 8-5
- 3 George Ferguson, Apr. 11, 1978 vs. Los Angeles, 3rd period, W 7-3

Most Goals, Opponent

- 3 Maurice Richard, Mar. 23, 1944 at Montreal, 2nd period, L 5-1
- 3 Maurice Richard, Mar. 29, 1945 at Montreal, 3rd period, L 10-3

Most Powerplay Goals

- 2 Charlie Conacher, Mar. 26, 1938 vs. Boston, 2nd period, W 8-3
- 2 Sid Smith, Apr. 10, 1949 at Detroit, 1st period, W 3-1
- 2 Dmitri Mironov, May 18, 1994 vs. Vancouver, 2nd period, L 4-3

Most Powerplay Goals, Opponent

- 2 Mac Colville, Mar. 22, 1942 at NY Rangers, 3rd period, W 4-2
- 2 Phil Esposito, Apr. 2, 1969 at Boston, 2nd period, L 10-0
- 2 Denis Savard, Apr. 10, 1986 at Chicago, 1st period, W 6-4
- 2 Stu Barnes, May 25, 1999 vs. Buffalo, 3rd period, W 6-3

ASSISTS, PERIOD

Most Assists

- 3 Joe Primeau, Apr. 7, 1932 at NY Rangers, 3rd period, W 6-2
- 3 Nick Metz, Mar. 25, 1941 vs. Boston, 2nd period, W 7-2

* NHL Record

** Ties NHL Record

Most Assists, Opponent

- 3 Several Players. Most Recent: Zdeno Chara, May 8, 2013 vs. Boston, 2nd period, L 4-3

POINTS, PERIOD

Most Points

- 3 Several Players. Most Recent: Mats Sundin, Apr. 28, 2001 at New Jersey, 3rd period, (two goals, one assist), L 6-5
- Steve Thomas, Apr. 28, 2001 at New Jersey, 3rd period, (two goals, one assist), L 6-5

Most Points, Opponent

- 4** Maurice Richard, Mar. 29, 1945 at Montreal, 3rd period, (three goals, one assist), L 10-3
- 4** Alexander Mogilny, Apr. 28, 2001 at New Jersey, 2nd period, (one goal, three assists), L 6-5

NHL RECORDS HELD BY TORONTO ST. PATS

Fewest Goals, One Team, Two-Game Series

- 0 Toronto St. Patricks in 1921 NHL Final, Toronto lost two-game total-goals series 7-0 vs. Ottawa

Most Goals, Both Teams, Two-Game Series

- 17 Toronto St. Patricks (10), Montreal Canadiens (7) in 1918 NHL Final. Toronto won two-game total-goals series

Most Goals in Final Series (NHL Only)

- 9 Babe Dye, Toronto in 1922, 5 games vs. Vancouver

LEAFS SERIES WINS AND LOSSES IN BEST-OF-SEVEN SERIES AFTER:

Lead	1-0	19-13
Trail	0-1	16-26

Lead	2-0	15-3
Tied	1-1	16-20
Trail	0-2	4-16

Lead	3-0	6-0
Lead	2-1	18-8
Trail	1-2	10-20
Trail	0-3	1-11

Lead	3-1	11-1
Tied	2-2	20-15
Trail	1-3	1-14

Lead	3-2	19-5
Trail	2-3	6-15

Tied	3-3	12-10
-------------	-----	-------

Note: Ignores tie in Game 2 of 1951 series vs. Boston

MISCELLANEOUS PLAYOFF STATISTICS

GAME SEVEN HISTORY

Since the best-of-seven format was introduced in 1939, the Maple Leafs have played in 22 Game Sevens. The Leafs have a record of 12-10 (5-9 on the road and 7-1 at home). The most recent Game Seven for Toronto occurred May 13, 2013 as the Leafs were eliminated by the Bruins in a 5-4 overtime loss in Boston in the Eastern Conference Quarter-Final.

Toronto has a 6-5 record in Game Sevens since the 1993 Playoffs (1-4 on the road and 5-1 at home).

GAME SEVEN OVERTIMES INVOLVING THE MAPLE LEAFS:

- Apr. 9, 1950 - Leo Reise of Detroit scored in OT to defeat Toronto 1-0 (at Det.).
- Apr. 29, 1978 - Lanny McDonald of Toronto scored in OT to defeat NYI 2-1 (at NYI).
- May 1, 1993 - Nikolai Borschevsky of Toronto scored in OT to defeat Detroit 4-3 (at Det.).
- May 13, 2013 - Patrice Bergeron of Boston scored in OT to defeat Toronto 5-4 (at Bos.).

PLAYOFF OVERTIME RECORD

All-Time Record	Home	Road
55-53-1	36-32-1	19-21-0

LEADING/TRAILING SERIES 2-0

Since the best-of-seven format was introduced in 1939, the Maple Leafs have won four series after trailing 2-0 in games to the opposition. They have been defeated three times after holding a 2-0 advantage in a best-of-seven series:

Trailing

- 1993 - Toronto defeated Detroit in the CQF (4-3)
- 1978 - Toronto defeated New York in the QF (4-3)
- 1959 - Toronto defeated Boston in the SF (4-3)
- 1942 - Toronto defeated Detroit in the F (4-3)

Leading

- 1995 - Chicago defeated Toronto in the CQF (4-3)
- 1987 - Detroit defeated Toronto in the DF (4-3)
- 1977 - Philadelphia defeated Toronto in the QF (4-2)

ALL-TIME PLAYOFF PENALTY SHOTS

PENALTY SHOTS AGAINST

DATE	OPPOSITION SHOOTER	GOALTENDER	HOME/ROAD	RESULT
April 9, 1988	Petr Klima, Det.	Allan Bester	Home	Successful
May 9, 1995	Patrick Poulin, Chi.	Felix Potvin	Road	Unsuccessful
April 24, 2002	Shawn Bates, NYI	Curtis Joseph	Road	Successful

PENALTY SHOTS FOR

DATE	LEAFS SHOOTER	GOALTENDER	HOME/ROAD	RESULT
April 22, 1999	Mats Sundin	John Vanbiesbrouck, Phi.	Home	Unsuccessful
May 29, 1999	Mats Sundin	Dominik Hasek, Buf.	Road	Successful
April 21, 2003	Robert Reichel	Roman Cechmanek, Phi.	Home	Unsuccessful

ALL-TIME PLAYOFF HAT TRICKS

DATE	PLAYER	HOME/ROAD	OPPOSITION
April 5, 1932	Harvey Jackson (1st)	Road	NY Rangers
March 26, 1936	Charlie Conacher (1st)	Home	Boston Bruins
March 25, 1941	Syl Apps (1st)	Home	Boston Bruins
April 14, 1942	Don Metz (1st)	Home	Detroit Red Wings
April 14, 1945	Ted Kennedy (1st)	Home	Detroit Red Wings
March 27, 1948	*Ted Kennedy (2nd)	Home	Boston Bruins
April 10, 1949	Sid Smith (1st)	Road	Detroit Red Wings
April 19, 1962	Bob Pulford (1st)	Home	Chicago Blackhawks
April 9, 1964	Dave Keon (1st)	Road	Montreal Canadiens
April 22, 1976	**Darryl Sittler (1st)	Home	Philadelphia Flyers
April 9, 1977	Lanny McDonald (1st)	Road	Pittsburgh Penguins
April 17, 1977	*Lanny McDonald (2nd)	Home	Philadelphia Flyers
April 11, 1978	George Ferguson (1st)	Home	Los Angeles Kings
April 12, 1988	Ed Olczyk (1st)	Road	Detroit Red Wings
May 27, 1993	Wendel Clark (1st)	Road	Los Angeles Kings
April 25, 1996	Mike Gartner (1st)	Home	St. Louis Blues
April 9, 2003	Alexander Mogilny (1st)	Road	Philadelphia Flyers

*Four goal game

**Five goal game



STANLEY CUP CHAMPIONSHIPS

PAGES

454 - 469

1964 Stanley Cup Champions



1918

ARENAS

STANLEY CUP CHAMPIONS



REGULAR SEASON RECORD: 13-9-0 (2nd & 1st in NHL)

PLAYOFF RECORD: 4-3

NHL FINAL (O'BRIEN CUP): Toronto defeated the Montreal Canadiens (1st & 3rd in NHL), winning the two-game total-goals series, 10-7.

SCORES:

Game 1 – March 11, 1918 – Toronto 7, Montreal 3 – *Arena Gardens – Toronto, ON

Game 2 – March 13, 1918 – Montreal 4, Toronto 3 – Jubilee Arena – Montreal, QC

*Name changed to Mutual Street Arena in 1938.

STANLEY CUP FINAL: Toronto defeated the Vancouver Millionaires (PCHA Champions), winning the best-of-five series, 3-2. (From 1917-18 through 1920-21, the NHL Champions played the PCHA Champions for the Stanley Cup.)

SCORES:

Game 1 – March 20, 1918 – Toronto 5, Van. Millionaires 3 – Arena Gardens – Toronto, ON

Game 2 – March 23, 1918 – Van. Millionaires 6, Toronto 4 – Arena Gardens – Toronto, ON

Game 3 – March 26, 1918 – Toronto 6, Van. Millionaires 3 – Arena Gardens – Toronto, ON

Game 4 – March 28, 1918 – Van. Millionaires 8, Toronto 1 – Arena Gardens – Toronto, ON

Game 5 – March 30, 1918 – Toronto 2, Van. Millionaires 1 – Arena Gardens – Toronto, ON


STANLEY CUP WINNING GOAL: Corb Denneny at 10:30 of the third period.

MANAGER: Charles Querrie **COACH:** Dick Carroll **CAPTAIN:** Ken Randall

ROSTER: Rusty Crawford, Harry Meeking, Ken Randall, Corb Denneny, Harry Cameron, Jack Adams, Alf Skinner, Harry Mummery, Hap Holmes, Reg Noble, Sammy Hebert, Jack Marks, Jack Coughlin.

ADDITIONAL STAFF: Frank Carroll (Trainer).

NOTES: Alf Skinner led the Arenas with eight goals in the Final... The NHA (National Hockey Association) suspended operations prior to the 1917-18 season and the remaining clubs formed the NHL in November of 1918 using the exact constitution and playing rules of the NHA... As per the adopted NHA rules, the Stanley Cup Final site alternated between the NHL champion and the PCHA (Pacific Coast Hockey Association) champion due to travel expense, while the differing rules for the leagues alternated each game... Two of the major differences between the two leagues' rules played a major factor in the series... The PCHA played with six skaters and one goaltender per side, allowed forward passing in the neutral zone, and did not permit substitutions on the fly... The NHL played with five skaters and one goaltender per side, did not allow any forward passing (adopted PCHA neutral zone rule prior to 1918-19 season), and permitted substitutions on the fly... In every game in the Final, the winner was the team playing under its respective league's rules... The Arenas outscored the Millionaires 13-7 in Game's 1, 3 and 5, while Vancouver held a 14-5 margin in Game's 2 and 4... The 1918 Stanley Cup Final was the first series contested by the new NHL and the second Stanley Cup win by a Toronto based franchise... The Toronto Blueshirts won the Stanley Cup in 1914.



TORONTO
ST PATS

1922

STANLEY CUP CHAMPIONS



REGULAR SEASON RECORD: 13-10-1 (2nd in NHL)

PLAYOFF RECORD: 4-2-1

NHL FINAL (O'BRIEN CUP): Toronto defeated the Ottawa Senators (1st in NHL), winning the two-game total-goals series, 5-4.

SCORES:

Game 1 – March 11, 1922 – Toronto 5, Ottawa 4 – Arena Gardens – Toronto, ON

Game 2 – March 13, 1922 – Toronto 0, Ottawa 0 – The Arena – Ottawa, ON

STANLEY CUP FINAL: Toronto defeated the Vancouver Millionaires (PCHA Champions), winning the best-of-five series, 3-2. (From 1921-22 through 1925-26, the NHL Champions played the PCHA/WCHL Champions for the Stanley Cup.)

SCORES:

Game 1 – March 17, 1922 – Van. Millionaires 4, Toronto 3 – Arena Gardens – Toronto, ON

Game 2 – March 20, 1922 – Toronto 2, Van. Millionaires 1 (OT) – Arena Gardens – Toronto, ON

Game 3 – March 23, 1922 – Van. Millionaires 3, Toronto 0 – Arena Gardens – Toronto, ON

Game 4 – March 25, 1922 – Toronto 6, Van. Millionaires 0 – Arena Gardens – Toronto, ON

Game 5 – March 28, 1922 – Toronto 5, Van. Millionaires 1 – Arena Gardens – Toronto, ON

STANLEY CUP WINNING GOAL: Babe Dye at 4:20 of the first period.

MANAGER: Charles Querrie **COACH:** George O'Donoghue **CAPTAIN:** Reg Noble

ROSTER: Ted Stackhouse, Corb Denneny, Rod Smylie, Lloyd Andrews, John Ross Roach, Harry Cameron, Billy Stuart, Babe Dye, Ken Randall, Reg Noble, Eddie Gerard (borrowed for one game from Ottawa), Stan Jackson, Ivan Mitchell.

NOTES: Babe Dye scored nine of the St. Pats 16 goals in the Final, including the game-winning goal in overtime in Game 2 and four goals in Game 5... John Ross Roach became the first rookie goaltender to record a shutout in the Stanley Cup Final in Game 4, and posted a 1.80 goals against average in the series.



DICK IRVIN COACH TIM DALY TRAINER
 L CHABOT H COTTON H DAY
 J PRIMEAU A LEVINSKY C CONACHER

G.R. COTTRELL (PRESS) E.W. BICKLE (VICE PRESS)
 W.A. H. MCBRIEN (PRESS) MAJOR CONN SMYTHE (MAN)
 F.J. SELKE (ACTING MAN) HAP DAY COACH



1932

STANLEY CUP CHAMPIONS

REGULAR SEASON RECORD: 23-18-7 (2nd, Canadian Division)

PLAYOFF RECORD: 5-1-1

PATH TO THE FINAL: Quarter-Final – Toronto defeated the Chicago Black Hawks (2nd, American Division), winning the two-game total-goals series, 6-2... Semi-Final – Toronto defeated the Montreal Maroons (3rd, Canadian Division), winning the two-game total-goals series, 4-3.

STANLEY CUP FINAL: Toronto defeated the New York Rangers (1st, American Division), winning the best-of-five series, 3-0.

SCORES:

Game 1 – April 5, 1932 – Toronto 6, NY Rangers 4 – Madison Square Garden – New York, NY
 Game 2 – April 7, 1932 – Toronto 6, NY Rangers 2 – Boston Garden – Boston, MA
 Game 3 – April 9, 1932 – Toronto 6, NY Rangers 4 – Maple Leaf Gardens – Toronto, ON

STANLEY CUP WINNING GOAL: Ace Bailey at 15:07 of the third period.

MANAGER: Conn Smythe **COACH:** Dick Irvin **CAPTAIN:** Hap Day

ROSTER: Charlie Conacher, Busher Jackson, King Clancy, Andy Blair, Red Horner, Lorne Chabot, Alex Levinsky, Joe Primeau, Harold Darragh, Baldy Cotton, Frank Finnigan, Hap Day, Ace Bailey, Bob Gracie, Fred Robertson, Earl Miller.

ADDITIONAL STAFF: Tim Daly (Trainer).

NOTES: Charlie Conacher led the Maple Leafs and tied for second in NHL playoff scoring with eight points (6 goals, 2 assists)... Game 2 of the Final was played in Boston due to the circus being booked at Madison Square Garden in New York... The 'Kid Line' of Conacher, Busher Jackson and Joe Primeau combined for eight goals for the Maple Leafs in the Final... Toronto's coach Dick Irvin made his second straight Stanley Cup Final appearance, having coached for Chicago in 1931... The Maple Leafs won the Stanley Cup in their first season at Maple Leaf Gardens, which opened on November 12, 1931... The Leafs of the 1930's were called the "Gashouse Gang" for their off-ice antics... Pranks such as Conacher hanging King Clancy by his feet out of an open hotel window were common.



1942

STANLEY CUP CHAMPIONS

REGULAR SEASON RECORD: 27-18-3 (2nd in NHL)

PLAYOFF RECORD: 8-5

PATH TO THE FINAL: Semi-Final – Toronto defeated the New York Rangers (1st in NHL), winning the best-of-seven series, 4-2.

STANLEY CUP FINAL: Toronto defeated the Detroit Red Wings (5th in NHL), winning the best-of-seven series, 4-3.

SCORES:

Game 1 – April 4, 1942 – Detroit 3, Toronto 2 – Maple Leaf Gardens – Toronto, ON
 Game 2 – April 7, 1942 – Detroit 4, Toronto 2 – Maple Leaf Gardens – Toronto, ON
 Game 3 – April 9, 1942 – Detroit 5, Toronto 2 – Detroit Olympia – Detroit, MI
 Game 4 – April 12, 1942 – Toronto 4, Detroit 3 – Detroit Olympia – Detroit, MI
 Game 5 – April 14, 1942 – Toronto 9, Detroit 3 – Maple Leaf Gardens – Toronto, ON
 Game 6 – April 16, 1942 – Toronto 3, Detroit 0 – Detroit Olympia – Detroit, MI
 Game 7 – April 18, 1942 – Toronto 3, Detroit 1 – Maple Leaf Gardens – Toronto, ON

STANLEY CUP WINNING GOAL: Pete Langelie at 9:48 of the third period.

MANAGER: Conn Smythe
COACH: Hap Day

BUSINESS MANAGER: Frank Selke
CAPTAIN: Syl Apps

ROSTER: Wally Stanowski, Syl Apps, Bob Goldham, Gordie Drillon, Hank Goldup, Ernie Dickens, Sweeney Schriner, Bucko McDonald, Bob Davidson, Nick Metz, Bingo Kampman, Don Metz, Gaye Stewart, Turk Broda, John McCreedy, Lorne Carr, Pete Langelie, Billy Taylor, Reg Hamilton.

ADDITIONAL STAFF: Tim Daly (Trainer).

NOTES: Syl Apps led the Maple Leafs and tied for the NHL lead in playoff scoring with 14 points (5 goals, 9 assists), including three goals and two assists in Game 5 of the Final... After losing the first three games of the series, Leafs coach Hap Day benched his regular season leading scorer Gordie Drillon, Bucko McDonald and Hank Goldup... Among those replacing the regulars was Don Metz who went on to score four goals and three assists for seven points in the remaining four games... The record crowd of 16,218 in Game 7 at Maple Leaf Gardens marked the first time that over 16,000 people attended a hockey game in Canada... The Maple Leafs became the first team in NHL history to come back from a 3-0 deficit and win a best-of-seven series... Only two other teams have accomplished this feat since; the New York Islanders over the Pittsburgh Penguins in the Quarter-Final in 1975, and the Philadelphia Flyers over the Boston Bruins in the Conference Semi-Final in 2010... The Maple Leafs remain the sole team to do so in the Stanley Cup Final.



ELVIN MORRIS DAVE SCHRINER GUS BODNAR
WALLY STANOWSKI ROSS JOHNSTONE LORNE CARR
JOHNNY MCCREEDY TOM O'NEILL MEL HILL

G.E. WALKER CHIEF SCOUT SYL APPS CAPTAIN
WILLIAM BARILKO GUS BODNAR GARTH BOESCH
WALTER BRODA WILLIAM EZINICKI BUD POILE



1945

STANLEY CUP CHAMPIONS

REGULAR SEASON RECORD: 24-22-4 (3rd in NHL)

PLAYOFF RECORD: 8-5

PATH TO THE FINAL: Semi-Final – Toronto defeated the Montreal Canadiens (1st in NHL), winning the best-of-seven series, 4-2.

STANLEY CUP FINAL: Toronto defeated the Detroit Red Wings (2nd in NHL), winning the best-of-seven series, 4-3.

SCORES:

Game 1 – April 6, 1945 – Toronto 1, Detroit 0 – Detroit Olympia – Detroit, MI
Game 2 – April 8, 1945 – Toronto 2, Detroit 0 – Detroit Olympia – Detroit, MI
Game 3 – April 12, 1945 – Toronto 1, Detroit 0 – Maple Leaf Gardens – Toronto, ON
Game 4 – April 14, 1945 – Detroit 5, Toronto 3 – Maple Leaf Gardens – Toronto, ON
Game 5 – April 19, 1945 – Detroit 2, Toronto 0 – Detroit Olympia – Detroit, MI
Game 6 – April 21, 1945 – Detroit 1, Toronto 0 (OT) – Maple Leaf Gardens – Toronto, ON
Game 7 – April 22, 1945 – Toronto 2, Detroit 1 – Detroit Olympia – Detroit, MI

STANLEY CUP WINNING GOAL: Babe Pratt at 12:14 of the third period.

MANAGER: Conn Smythe

BUSINESS MANAGER: Frank Selke


COACH: Hap Day

CAPTAIN: Bob Davidson

ROSTER: Don Metz, Frank McCool, Wally Stanowski, Reg Hamilton, Moe Morris, John McCreedy, Tom O'Neill, Ted Kennedy, Babe Pratt, Gus Bodnar, Art Jackson, Jack McLean, Mel Hill, Nick Metz, Bob Davidson, Sweeney Schriner, Lorne Carr, Pete Backor, Ross Johnstone.

ADDITIONAL STAFF: Tim Daly (Trainer).

NOTES: Nineteen-year-old Ted Kennedy led the NHL playoffs in goals (7), including a hat trick in a losing effort in Game 4 of the Final, and was second overall in points (9)... The Maple Leafs would open the playoffs against the heavily favoured and defending Stanley Cup Champion Montreal Canadiens... Despite recording 28 less points than Montreal in the 1944-45 regular season, Toronto won the best-of-seven Semi-Final series in six games... Two rookie goaltenders met in a Stanley Cup Final for the first time in NHL history: 18-year-old Harry Lumley for Detroit and 26-year-old Frank McCool for Toronto replacing Turk Broda who was serving time in the army... McCool, who shutout the Red Wings in Game's 1, 2 and 3, remains the only goaltender in NHL history to record three consecutive shutouts in the Final... In a bizarre near-reversal of the 1942 Stanley Cup Final, Detroit would win Game's 4, 5 and 6 to force a Game 7... Toronto became the first team in NHL history to win Game 7 of the Stanley Cup Final on the road... It has only happened three times since: Montreal over Chicago (1971), Pittsburgh over Detroit (2009), and Boston over Vancouver (2011)... The nine goals the Leafs scored in the Final is the fewest scored by a Stanley Cup winner in a best-of-seven series... McCool, who also won the Calder Trophy as the NHL's rookie of the year, would go on to play just 22 more games in the NHL.



1947

STANLEY CUP CHAMPIONS

REGULAR SEASON RECORD: 31-19-10 (2nd in NHL)

PLAYOFF RECORD: 8-3

PATH TO THE FINAL: Semi-Final – Toronto defeated the Detroit Red Wings (4th in NHL), winning the best-of-seven series, 4-1.

STANLEY CUP FINAL: Toronto defeated the Montreal Canadiens (1st in NHL), winning the best-of-seven series, 4-2.

SCORES:

Game 1 – April 8, 1947 – Montreal 6, Toronto 0 – Montreal Forum – Montreal, QC
Game 2 – April 10, 1947 – Toronto 4, Montreal 0 – Montreal Forum – Montreal, QC
Game 3 – April 12, 1947 – Toronto 4, Montreal 2 – Maple Leaf Gardens – Toronto, ON
Game 4 – April 15, 1947 – Toronto 2, Montreal 1 (OT) – Maple Leaf Gardens – Toronto, ON
Game 5 – April 17, 1947 – Montreal 3, Toronto 1 – Montreal Forum – Montreal, QC
Game 6 – April 19, 1947 – Toronto 2, Montreal 1 – Maple Leaf Gardens – Toronto, ON

STANLEY CUP WINNING GOAL: Ted Kennedy at 14:39 of the third period.

MANAGER: Conn Smythe

COACH: Hap Day

CAPTAIN: Syl Apps

ROSTER: Turk Broda, Garth Boesch, Gus Mortson, Jimmy Thomson, Wally Stanowski, Bill Barilko, Harry Watson, Bud Poile, Ted Kennedy, Syl Apps, Don Metz, Nick Metz, Bill Ezinicki, Vic Lynn, Howie Meeker, Gaye Stewart, Joe Klukay, Gus Bodnar, Bob Goldham.

ADDITIONAL STAFF: Tim Daly (Trainer).

NOTES: Ted Kennedy led the Maple Leafs and tied for second in NHL playoff scoring with nine points (4 goals, 5 assists)... The Leafs, sporting six rookies on their roster including Calder Trophy recipient Howie Meeker and Bill Barilko, were the youngest team to win a Cup in NHL history to that time... In Game 2, Montreal's Maurice Richard would earn over 20 minutes in penalties, including two major penalties for high sticking, and as a result would be suspended for Game 3 of the series... NHL President Clarence Campbell, concerned over the prospect of fan violence, declined to present the Stanley Cup to the Maple Leafs immediately after Game 6... Five players from the 1947 Stanley Cup Champion Maple Leafs team (Apps, Broda, Kennedy, Poile, Watson) were later inducted to the Hockey Hall of Fame... In February 2011, the 1947 Maple Leafs were named the 10th greatest NHL team of all-time by the Sporting News.



SYLAPPS CAPT BILL BARILKO MAX BENTLEY
 GARTH BOESCH WALTER BRODA LES COSTELLO
 BILL EZINICKI TED KENNEDY JOE KLUKAY

BILL BARILKO MAX BENTLEY GARTH BOESCH
 WALTER BRODA BOB DAWES CAL GARDNER
 WILLIAM JUZZA TED KENNEDY CAPTAIN



1948

STANLEY CUP CHAMPIONS



REGULAR SEASON RECORD: Record: 32-15-13 (1st in NHL)

PLAYOFF RECORD: 8-1

PATH TO THE FINAL: Semi-Final – Toronto defeated the Boston Bruins (3rd in NHL), winning the best-of-seven series, 4-1.

STANLEY CUP FINAL: Toronto defeated the Detroit Red Wings (2nd in NHL), winning the best-of-seven series, 4-0.

SCORES:

Game 1 – April 7, 1948 – Toronto 5, Detroit 3 – Maple Leaf Gardens – Toronto, ON
 Game 2 – April 10, 1948 – Toronto 4, Detroit 2 – Maple Leaf Gardens – Toronto, ON
 Game 3 – April 11, 1948 – Toronto 2, Detroit 0 – Detroit Olympia – Detroit, MI
 Game 4 – April 14, 1948 – Toronto 7, Detroit 2 – Detroit Olympia – Detroit, MI

STANLEY CUP WINNING GOAL: Harry Watson at 11:13 of the first period.

MANAGER: Conn Smythe **COACH:** Hap Day **CAPTAIN:** Syl Apps

ROSTER: Syl Apps, Bill Barilko, Max Bentley, Garth Boesch, Turk Broda, Les Costello, Bill Ezinicki, Ted Kennedy, Joe Klukay, Vic Lynn, Howie Meeker, Nick Metz, Don Metz, Gus Mortson, Phil Samis, Sid Smith, Wally Stanowski, Jimmy Thomson, Harry Watson.


ADDITIONAL STAFF: Tim Daly (Trainer).

NOTES: Ted Kennedy led the NHL in playoff goals (8) and points (14)... Turk Broda led the NHL playoffs in goals against average (2.15) and shutouts (1)... Max Bentley also factored in on the scoring, finishing tied for first in NHL playoff assists (7) and second behind Kennedy in points (11)... Bentley was acquired November 2, 1947 from the Chicago Black Hawks along with Reg Thomas, in exchange for Ernie Dickens, Bob Goldham, Bud Poile, Gus Bodnar and Gaye Stewart... The trade is considered by many to be "the biggest trade to that date in hockey history"... Conn Smythe often stated that his strongest club was the 1947-48 Toronto Maple Leafs because of its strength down the middle with four excellent centres (Apps, Bentley, Kennedy, N. Metz)... This was also the Stanley Cup Final debut for Detroit's Gordie Howe and the last for Toronto's Syl Apps who retired after the series.



1949

STANLEY CUP CHAMPIONS



REGULAR SEASON RECORD: 22-25-13 (4th in NHL)

PLAYOFF RECORD: 8-1

PATH TO THE FINAL: Semi-Final – Toronto defeated the Boston Bruins (2nd in NHL), winning the best-of-seven series, 4-1.

STANLEY CUP FINAL: Toronto defeated the Detroit Red Wings (1st in NHL), winning the best-of-seven series, 4-0.

SCORES:

Game 1 – April 8, 1949 – Toronto 3, Detroit 2 (OT) – Detroit Olympia – Detroit, MI
 Game 2 – April 10, 1949 – Toronto 3, Detroit 1 – Detroit Olympia – Detroit, MI
 Game 3 – April 13, 1949 – Toronto 3, Detroit 1 – Maple Leaf Gardens – Toronto, ON
 Game 4 – April 16, 1949 – Toronto 3, Detroit 1 – Maple Leaf Gardens – Toronto, ON

STANLEY CUP WINNING GOAL: Cal Gardner at 19:45 of the second period.

MANAGER: Conn Smythe **COACH:** Hap Day **CAPTAIN:** Ted Kennedy

ROSTER: Bill Barilko, Max Bentley, Garth Boesch, Turk Broda, Bob Dawes, Bill Ezinicki, Cal Gardner, Bill Juzda, Ted Kennedy, Joe Klukay, Vic Lynn, Howie Meeker, Don Metz, Fleming MacKell, Gus Mortson, Sid Smith, Harry Taylor, Ray Timgren, Jimmy Thomson, Harry Watson.

ADDITIONAL STAFF: Bill MacBrien (Chairman), George McCullagh, J.Y. Murdoch (Vice Presidents), J.P. Bickell, Ed Bickle (Directors), Tim Daly (Trainer), Archie Campbell (Assistant Trainer), Dr. Norman Delarue, Dr. James Murray, Dr. Horace MacIntyre (Club Doctors), Ed Fitkin (Publicity Director), Squib Walker (Chief Scout), Kerry Day (Mascot).

NOTES: Ted Kennedy led the Maple Leafs and tied for second in NHL playoff scoring with eight points (2 goals, 6 assists)... Turk Broda led the NHL playoffs in goals against average (1.57) and shutouts (1)... The Maple Leafs became the first team in NHL history and first since the Ottawa Senators (1903 to 1906) to win three consecutive Stanley Cups... Toronto also extended its winning streak in the Stanley Cup Final to nine games dating back to April 19, 1947... The Maple Leafs won the Stanley Cup despite a losing record in the regular season... The only other team in NHL history to win the Cup after finishing the regular season with a losing record was the 1938 Chicago Black Hawks.



GEORGE McCULLAGH (V PRES) JY MURDOCH KC (V PRES)
J BICKELL DIRECTOR E B BICKLE DIRECTOR
THOMAS DALY TRAINER ED FITKIN PUB DIRECTOR

JOHN BASSETT VICE PRES CONN SMYTHE BOARD CHAIRMAN
G PUNCH IMLACH COACH GEN MANN F KING CLANCY ASST COACH
ROBERT DAVIDSON CHIEF SCOUT GEORGE ARMSTRONG CAPTAIN



1951

STANLEY CUP CHAMPIONS

REGULAR SEASON RECORD: 41-16-13 (2nd in NHL)

PLAYOFF RECORD: 8-2-1

PATH TO THE FINAL: Semi-Final – Toronto defeated the Boston Bruins (4th in NHL), winning the best-of-seven series, 4-1-1.
(Game 2 of the series was called after the first overtime period due to a local curfew law and ended a 1-1 tie.)

STANLEY CUP FINAL: Toronto defeated the Montreal Canadiens (3rd in NHL), winning the best-of-seven series, 4-1.

SCORES:

Game 1 – April 11, 1951 – Toronto 3, Montreal 2 (OT) – Maple Leaf Gardens – Toronto, ON
Game 2 – April 14, 1951 – Montreal 3, Toronto 2 (OT) – Maple Leaf Gardens – Toronto, ON
Game 3 – April 17, 1951 – Toronto 2, Montreal 1 (OT) – Montreal Forum – Montreal, QC
Game 4 – April 19, 1951 – Toronto 3, Montreal 2 (OT) – Montreal Forum – Montreal, QC
Game 5 – April 21, 1951 – Toronto 3, Montreal 2 (OT) – Maple Leaf Gardens – Toronto, ON

STANLEY CUP WINNING GOAL: Bill Barilko at 2:53 of the first overtime period.

PRESIDENT/MANAGER: Conn Smythe **COACH:** Joe Primeau **CAPTAIN:** Ted Kennedy

ROSTER: Bill Barilko, Max Bentley, Hugh Bolton, Turk Broda, Fern Flaman, Cal Gardner, Bob Hassard, Bill Juzda, Ted Kennedy, Joe Klukay, Danny Lewicki, Fleming MacKell, Howie Meeker, Gus Mortson, John McCormack, Al Rollins, Tod Sloan, Sid Smith, Jimmy Thomson, Ray Timgren, Harry Watson.

ADDITIONAL STAFF: Bill MacBrien (Chairman), Hap Day (Assistant Manager), George McCullagh, J.Y. Murdoch (Vice Presidents), J.P. Bickell, Ed Bickle (Directors), Tim Daly (Trainer), Archie Campbell, Tommy Naylor (Assistant Trainers), Dr. Norman Delarue, Dr. James Murray, Dr. Horace MacIntyre (Club Doctors), Ed Fitkin (Publicity Director), Squib Walker (Chief Scout).

NOTES: Max Bentley led the NHL playoffs in assists (11) and was tied for the lead in points (13)... Every game went into overtime in the Final series... Sid Smith, Ted Kennedy, Harry Watson and Bill Barilko scored the game-winning goals for the Maple Leafs, while Maurice Richard tallied the lone overtime goal for the Canadiens... In Game 5, Tod Sloan would score twice, including the game-tying goal with 32 seconds left in the third period... Barilko's Stanley Cup winning goal would be the last he ever scored as he died in a plane crash on August 26, 1951... Ironically, the site of the crash was not discovered until 1962, the year of Toronto's next Stanley Cup win.



1962

STANLEY CUP CHAMPIONS

REGULAR SEASON RECORD: 37-22-11 (2nd in NHL)

PLAYOFF RECORD: 8-4

PATH TO THE FINAL: Semi-Final – Toronto defeated the New York Rangers (4th in NHL), winning the best-of-seven series, 4-2.

STANLEY CUP FINAL: Toronto defeated the Chicago Black Hawks (3rd in NHL), winning the best-of-seven series, 4-2.

SCORES:

Game 1 – April 10, 1962 – Toronto 4, Chicago 1 – Maple Leaf Gardens – Toronto, ON
Game 2 – April 12, 1962 – Toronto 3, Chicago 2 – Maple Leaf Gardens – Toronto, ON
Game 3 – April 15, 1962 – Chicago 3, Toronto 0 – Chicago Stadium – Chicago, IL
Game 4 – April 17, 1962 – Chicago 4, Toronto 1 – Chicago Stadium – Chicago, IL
Game 5 – April 19, 1962 – Toronto 8, Chicago 4 – Maple Leaf Gardens – Toronto, ON
Game 6 – April 22, 1962 – Toronto 2, Chicago 1 – Chicago Stadium – Chicago, IL

STANLEY CUP WINNING GOAL: Dick Duff at 14:14 of the third period.

PRESIDENT: Stafford Smythe **COACH/GENERAL MANAGER:** Punch Imlach
CAPTAIN: George Armstrong

ROSTER: George Armstrong, Al Arbour, Bob Baun, Johnny Bower, Carl Brewer, Dick Duff, Billy Harris, Larry Hillman, Dave Keon, Tim Horton, Red Kelly, Ed Litzenberger, John MacMillan, Frank Mahovlich, Bob Nevin, Bert Olmstead, Bob Pulford, Eddie Shack, Allan Stanley, Don Simmons, Ron Stewart.

ADDITIONAL STAFF: Harold Ballard (Executive Vice President), John Bassett (Vice President), Conn Smythe (Chairman), King Clancy (Assistant Coach), Bob Davidson (Chief Scout), Bob Haggert (Trainer), Tom Naylor (Assistant Trainer), Hugh Hoult (Stick Boy).

NOTES: Tim Horton led the Maple Leafs and finished second in NHL playoff scoring with 16 points (3 goals, 13 assists), including an assist on Dick Duff's Stanley Cup winning goal... George Armstrong and Bob Pulford tied for second in the NHL with seven playoff goals each... Frank Mahovlich had four goals and seven points in the Stanley Cup Final... In early June of 1962, just over six weeks after the Final, the crash site and body of Bill Barilko was discovered by pilots Gary Fields and Ron Boyd... Barilko, the overtime hero the last time the Maple Leafs won the Cup in 1951, had been missing since the summer of that year.



JOHN BASSETT BOARD CHAIRMAN & PUNCH IMLACH COX GEN MANAGER
 FRANK KING CLANCEY ASST COACH & G MANN & ARMSTRONG CAPTAIN
 ROBERT BAUN JOHN BOWER CARL BREWER KENT DOUGLAS

FRANK KING CLANCEY ASST COACH GEN MAN & ARMSTRONG CAPT
 ANDREW BATHGATE ROBERT BAUN JOHN BOWER CARL BREWER
 GERALD EHMAN WILLIAM HARRIS LARRY HILLMAN DAVID KEON



1963

STANLEY CUP CHAMPIONS



REGULAR SEASON RECORD: 35-23-12 (1st in NHL)

PLAYOFF RECORD: 8-2

PATH TO THE FINAL: Semi-Final – Toronto defeated the Montreal Canadiens (3rd in NHL), winning the best-of-seven series, 4-1.

STANLEY CUP FINAL: Toronto defeated the Detroit Red Wings (4th in NHL), winning the best-of-seven series, 4-1.

SCORES:

Game 1 – April 9, 1963 – Toronto 4, Detroit 2 – Maple Leaf Gardens – Toronto, ON
 Game 2 – April 11, 1963 – Toronto 4, Detroit 2 – Maple Leaf Gardens – Toronto, ON
 Game 3 – April 14, 1963 – Detroit 3, Toronto 2 – Detroit Olympia – Detroit, MI
 Game 4 – April 16, 1963 – Toronto 4, Detroit 2 – Detroit Olympia – Detroit, MI
 Game 5 – April 18, 1963 – Toronto 3, Detroit 1 – Maple Leaf Gardens – Toronto, ON

STANLEY CUP WINNING GOAL: Eddie Shack at 13:28 of the third period.

PRESIDENT: Stafford Smythe **COACH/GENERAL MANAGER:** Punch Imlach
CAPTAIN: George Armstrong

ROSTER: George Armstrong, Bob Baun, Johnny Bower, Carl Brewer, Kent Douglas, Dick Duff, Billy Harris, Larry Hillman, Tim Horton, Red Kelly, Dave Keon, Ed Litzenberger, John MacMillan, Frank Mahovlich, Bob Nevin, Bob Pulford, Eddie Shack, Don Simmons, Allan Stanley, Ron Stewart.

ADDITIONAL STAFF: Harold Ballard (Executive Vice President), John Bassett (Chairman), King Clancy (Assistant Coach/Assistant General Manager), Bob Haggert (Trainer), Tom Naylor (Assistant Trainer), Hugh Hoult (Stick Boy).

NOTES: Dave Keon led the Maple Leafs and finished third in NHL playoff scoring with 12 points (7 goals, 5 assists)... Johnny Bower led the NHL playoffs in goals against average (1.60) and shutouts (2)... Five different Leafs had multi-goal games in the Final: Dick Duff, Bob Nevin, Ron Stewart, Red Kelly and Keon... In Game 1, Duff set an NHL playoff record that still stands by scoring the fastest two goals from the start of a game (1:08)... Keon scored two short-handed goals in Game 5... The Maple Leafs celebrated their second consecutive Cup by throwing Punch Imlach, Harold Ballard and Stafford Smythe into the showers fully clothed.



1964

STANLEY CUP CHAMPIONS



REGULAR SEASON RECORD: 33-25-12 (3rd in NHL)

PLAYOFF RECORD: 8-6

PATH TO THE FINAL: Semi-Final – Toronto defeated the Montreal Canadiens (1st in NHL), winning the best-of-seven series, 4-3.

STANLEY CUP FINAL: Toronto defeated the Detroit Red Wings (4th in NHL), winning the best-of-seven series, 4-3.

SCORES:

Game 1 – April 11, 1964 – Toronto 3, Detroit 2 – Maple Leaf Gardens – Toronto, ON
 Game 2 – April 14, 1964 – Detroit 4, Toronto 3 (OT) – Maple Leaf Gardens – Toronto, ON
 Game 3 – April 16, 1964 – Detroit 4, Toronto 3 – Detroit Olympia – Detroit, MI
 Game 4 – April 18, 1964 – Toronto 4, Detroit 2 – Detroit Olympia – Detroit, MI
 Game 5 – April 21, 1964 – Detroit 2, Toronto 1 – Maple Leaf Gardens – Toronto, ON
 Game 6 – April 23, 1964 – Toronto 4, Detroit 3 (OT) – Detroit Olympia – Detroit, MI
 Game 7 – April 25, 1964 – Toronto 4, Detroit 0 – Maple Leaf Gardens – Toronto, ON

STANLEY CUP WINNING GOAL: Andy Bathgate at 3:04 of the first period.

PRESIDENT: Stafford Smythe **COACH/GENERAL MANAGER:** Punch Imlach
CAPTAIN: George Armstrong

ROSTER: George Armstrong, Andy Bathgate, Bob Baun, Johnny Bower, Carl Brewer, Gerry Ehman, Billy Harris, Larry Hillman, Dave Keon, Tim Horton, Red Kelly, Frank Mahovlich, Don McKenney, Jim Pappin, Bob Pulford, Eddie Shack, Don Simmons, Allan Stanley, Ron Stewart, Al Arbour, Ed Litzenberger.

ADDITIONAL STAFF: Harold Ballard (Executive Vice President), John Bassett (Chairman), King Clancy (Assistant Coach/Assistant General Manager), Bob Haggert (Trainer), Tom Naylor (Assistant Trainer), Hugh Hoult (Stick Boy).

NOTES: Frank Mahovlich led the Maple Leafs and finished third in NHL playoff scoring with 15 points (4 goals, 11 assists)... Johnny Bower led the NHL playoffs in goals against average (2.12) and shutouts (2)... The 1964 Stanley Cup Final is famous for the courageous play of Bob Baun... Baun took a Gordie Howe slap shot off the right ankle in Game 6 and was carried off the ice on a stretcher, but returned in overtime and scored the game-winning goal... Baun also played in Game 7 despite the pain, and it was revealed after the series that he had a broken ankle... John MacMillan was the only player to play in back-to-back finals with different teams in successive series that pitted the same teams against each other until Marian Hossa in 2009... MacMillan won the 1963 Cup with Toronto over Detroit and lost the 1964 Final to the Maple Leafs as a member of Wings, while Hossa lost the 2008 Cup to Detroit with Pittsburgh and then lost the 2009 Final to the Penguins as a member of the Wings.



JOHN ANDERSON RUISS MANN G ARMSTRONG CAPTAIN
BOB BAUN JOHN BOWER BRIAN CONACHER RON ELLIS
AUT ERICKSON LARRY HILLMAN TIM HORTON RED KELLY



1967

STANLEY CUP CHAMPIONS



REGULAR SEASON RECORD: 32-27-11 (3rd in NHL)

PLAYOFF RECORD: 8-4

PATH TO THE FINAL: Semi-Final – Toronto defeated the Chicago Black Hawks (1st in NHL), winning the best-of-seven series, 4-2.

STANLEY CUP FINAL: Toronto defeated the Montreal Canadiens (2nd in NHL), winning the best-of-seven series, 4-2.

SCORES:

Game 1 – April 20, 1967 – Montreal 6, Toronto 2 – Montreal Forum – Montreal, QC
Game 2 – April 22, 1967 – Toronto 3, Montreal 0 – Montreal Forum – Montreal, QC
Game 3 – April 25, 1967 – Toronto 3, Montreal 2 (OT) – Maple Leaf Gardens – Toronto, ON
Game 4 – April 27, 1967 – Montreal 6, Toronto 2 – Maple Leaf Gardens – Toronto, ON
Game 5 – April 29, 1967 – Toronto 4, Montreal 1 – Montreal Forum – Montreal, QC
Game 6 – May 2, 1967 – Toronto 3, Montreal 1 – Maple Leaf Gardens – Toronto, ON

STANLEY CUP WINNING GOAL: Jim Pappin at 19:24 of the second period.

PRESIDENT: Stafford Smythe

COACH/GENERAL MANAGER: Punch Imlach

CAPTAIN: George Armstrong

ROSTER: George Armstrong, Bob Baun, Johnny Bower, Brian Conacher, Ron Ellis, Aut Erickson, Larry Hillman, Tim Horton, Red Kelly, Larry Jeffrey, Dave Keon, Frank Mahovlich, Milan Marcetta, Jim Pappin, Marcel Pronovost, Bob Pulford, Terry Sawchuk, Eddie Shack, Allan Stanley, Pete Stelmowski, Mike Walton.

ADDITIONAL STAFF: Harold Ballard (Executive Vice President), John Bassett (Chairman), King Clancy (Assistant Coach/Assistant General Manager), Bob Davidson (Chief Scout), John Anderson (Business Manager), Bob Haggert (Trainer), Tom Nayler (Assistant Trainer), Karl Elieff (Physiotherapist), Richard Smythe (Mascot).

NOTES: Dave Keon became the first and only Leaf ever to win the Conn Smythe Trophy as playoff MVP, earning the honour on the basis of an outstanding defensive performance... Jim Pappin led the NHL playoffs in goals (7) and points (15), including four goals and four assists in the Stanley Cup Final... With an average age of 31 and derided as an “over the hill” team by the press, Toronto sported the oldest lineup to win the Stanley Cup to that time... Johnny Bower, the oldest player in the NHL, was 42 and Allan Stanley was 41... Terry Sawchuk and Bower split time between the pipes for the Maple Leafs in the Final, each making their mark on the series... Sawchuk suffered the loss in Game 1 before Bower recorded a shutout in Game 2 and backstopped Toronto to a 3-2 overtime win in Game 3, which has been described as “one of the most exciting games ever played”... Sawchuk then replaced an injured Bower prior to Game 4 and played the rest of the series, including a 41-save performance in the deciding Game 6... Al Smith was called up from the minors to serve as a back-up goaltender in Game’s 4 and 5, while Bower returned as a back-up for Game 6... It was the last Stanley Cup of the NHL’s ‘Original Six’ as the league would double in size with the addition of six new expansion teams for the 1967-68 season... Mid-way through the 1966-67 season, the Maple Leafs suffered a 10-game losing streak and Punch Imlach had to take time off to recover from trauma and strain... King Clancy took over as temporary head coach and the team went 7-1-2, climbing back into the playoff picture and staying there when Imlach returned... The Leafs introduced a new jersey just before the playoffs in 1967, featuring an 11-point leaf (like that on Canada’s flag) in place of the former 35-point leaf.



STATISTICS IN STANLEY CUP FINALS

ALL-TIME FINAL SERIES RECORD

Versus	Series	W	L	GP	W	L	GF	GA
Boston	1	0	1	5	1	4	6	12
Chicago	2	1	1	10	5	5	26	25
Detroit	7	6	1	38	25	13	114	85
Montreal	5	3	2	26	13	13	60	72
NY Rangers	3	1	2	13	6	7	34	35
Defunct Teams	3	2	1	13	6	7	38	40
Totals	21	13	8	105	56	49	278	269

FINAL SERIES APPEARANCES

Versus	Year	Winner	W	L	GF	GA
Van. Millionaires	1918	Toronto (Toronto Arenas)	3	2	18	21
Van. Millionaires	1921	Toronto (Toronto St. Patricks)	3	2	16	9
NY Rangers	1932	Toronto	3	0	18	10
NY Rangers	1933	NY Rangers	1	3	5	11
Mtl Maroons	1935	Maroons	0	3	4	10
Detroit	1936	Detroit	1	3	11	18
Chicago	1938	Chicago	1	3	8	10
Boston	1939	Boston	1	4	6	12
NY Rangers	1940	NY Rangers	2	4	11	14
Detroit	1942	Toronto	4	3	25	19
Detroit	1945	Toronto	4	3	9	9
Montreal	1947	Toronto	4	2	13	13
Detroit	1948	Toronto	4	0	18	7
Detroit	1949	Toronto	4	0	12	5
Montreal	1951	Toronto	4	1	13	10
Montreal	1959	Montreal	1	4	12	18
Montreal	1960	Montreal	0	4	5	15
Chicago	1962	Toronto	4	2	18	15
Detroit	1963	Toronto	4	1	17	10
Detroit	1964	Toronto	4	3	22	17
Montreal	1967	Toronto	4	2	17	16

TOP FIVE FINAL SERIES SCORERS

Player	GP	G	A	TP	PIM
Ted Kennedy	26	12	11	23	8
George Armstrong	33	9	13	22	22
Frank Mahovlich	32	7	15	22	39
Syl Apps	32	10	11	21	6
Bob Pulford	33	8	13	21	44



MEDIA INFORMATION

PAGES

470 - 487

MEDIA INFORMATION LINE:

During the hockey season, the Maple Leafs' Media Information Line provides daily updated team information such as player transactions, media availability times, practice times and locations.

MEDIA CREDENTIALS:

Full season media credentials are issued to those members of the media who regularly cover the Toronto Maple Leafs. Approved media will receive a full season media credential prior to the conclusion of training camp. The credential is valid for all Maple Leaf home games, practices and game-day morning skates.

Single game media credentials will be issued on a priority basis to media covering game-related stories, on deadline only. Requests must be made to Pat Park by e-mail (ppark@torontomapleleafs.com) at least 24 hours prior to game time.

Credentials must be worn in a visible manner by all members of the approved media.

Media intent on covering the team on the road must notify Aaron Gogishvili (agogishvili@torontomapleleafs.com) of the Maple Leafs' Communications Department in order to guarantee road accreditation. Notification should be no later than two days before the game.

MEDIA BROADCAST VEHICLES AT AIR CANADA CENTRE:

Building security will not permit any media broadcast vehicles, satellite uplink trucks, company and personal vehicles to park on the East or West Plaza of the arena on game nights as per NHL and Air Canada Centre security regulations. Vehicles will be subject to ticketing and towing at the discretion of the Security staff.

LIVE BROADCAST POLICY:

Media may broadcast live from the public areas on Bay Street. Media is not permitted to broadcast live from inside the arena or the Galleria unless a feed has been arranged through the Air Canada Centre staff. Broadcasters requesting a live feed from inside the arena must use arena facilities and book their request through Kathy Spencer at Sure Connect at (416) 543-8429 (cellular) or (866) 805-9013 (office). Other than the game rights holder, broadcasters are not permitted to use the arena bowl as a backdrop for a live feed within 30 minutes prior to the start of the game as per NHL regulations.

MEDIA ENTRANCE:

The Media Entrance (Door 2B) on game nights is located directly beside Gate 2 at the northeast end of Air Canada Centre. Access for the media will commence two and half hours before the start of the game. Gate 2 is the media entrance for all practices and morning skates.

FOSTER HEWITT MEDIA GONDOLA AND SEATING:

Seating in the Foster Hewitt Media Gondola must be requested to Pat Park no later than 24 hours prior to a game. The gondola is located on the south end of the building, opposite the team benches. For access to the gondola, members of the media can take a dedicated elevator located on the southwest end of the event level (dressing room and Rogers Media Centre level).

STROBE LIGHTS/PHOTOGRAPHY:

Strobe photographers must contact Pat Park (416-815-5761) of the Maple Leafs' Media Relations department to arrange payment method. A limited number of strobe light sets are available at Air Canada Centre on a first-come, first-served basis, at the discretion of the Leafs' Media Relations Staff.

PHOTOGRAPHY POSITIONS:

Section 108 in the red level (centre-ice opposite both team benches) is the designated area for non-ice level shooting positions. Shooting positions are unassigned in this area. A maximum of three photographers may shoot the pre-game warm-ups from the players' benches at one time (one on the Leaf bench and two on the visitors bench or vice versa).

Maple Leaf team photographer Graig Abel will assign ice-level shooting positions on game days. Shooting positions will remain the same throughout all games unless notified otherwise. Ice level positions in the southeast corner of the rink (Maple Leafs' net for two periods and on the penalty box side) will be restricted to three cameras. The arrangement will allow either two television rights holder handheld cameras and one still photographer, or one television rights holder camera and two still photographers.

INTRODUCTION

Air Canada Centre is Canada's premier sports and entertainment venue and home to the Toronto Maple Leafs Hockey Club, Toronto Raptors Basketball Club and the Toronto Rock Lacrosse Team. Air Canada Centre first opened its doors in February 1999 and over its 14-year history, it has been recognized with more than 30 industry awards, the most recent being the IVAM (2013) Venue Education Award. It has also hosted just over 36 million fans at 2,500 events including Leafs, Raptors and Rock games, concerts and live events.

LOCATION

Air Canada Centre is located in the downtown core of Ontario's capital city, Toronto. It is connected to Union Station and the underground pedestrian PATH system, providing easy access to Toronto's public transportation systems, TTC and Go Transit. Getting to Air Canada Centre is easy by vehicle as well, as it is just minutes away from major highways.

ARENA FEATURES

Air Canada Centre's 2009 \$48 million revitalization and renovation of its west side created a multi-tiered concourse, called the Atrium; includes retail stores and food and beverage concessions.

The Atrium is also home to a high-definition broadcast studio for Leafs TV, NBA TV Canada and GOLTV. The open concept setting of the broadcast studio allows fans to get up close and interact with some of their favourite Leafs, Raptors and Toronto FC personalities.

Running in an east-west direction just south of Union Station is the Galleria. The Galleria is a climate-controlled public walkway located at the north end of Air Canada Centre. The Galleria houses the Ticket Office, the LG Experience Zone and a fun, interactive hockey and basketball fan zone providing entertainment for fans attending the game. Proud of its heritage, Air Canada Centre features a historical display of artifacts from the original Canada Post Building and construction site. Air Canada Centre also houses its own exclusive award-winning restaurants— the Platinum Club, Air Canada Club and the Hot Stove Club. The restaurants, along with themed concession stands and kiosks offer diverse food and beverages that capture Toronto's multicultural flavour. Two in-house bars, the Crown Corner and Brewhouse, which has its own micro-brewery, are favourite spots where fans can meet friends before the game or for a Molson Canadian drink between periods.

ACCESSIBILITY

As the proud recipient of the Jeff Adams Award of Excellence for facility accessibility, Air Canada Centre has dedicated accessible seating areas for disabled guests and their companions located throughout the building, providing maximum flexibility and pricing selection. All ticket and vendor windows, as well as the public washrooms are wheelchair accessible with accommodating counter heights and lower urinals

equipped with grab bars. TTY phones are available on both the 100 and 300 levels with all payphones equipped with volume control. Braille and tactile signage is also used throughout the arena.

FAN CONSIDERATION

Air Canada Centre is committed to ensuring that the arena remains at the top of its game and its guests have a great fan experience. The arena's intimacy is felt from the moment fans walk inside the building. The seating pitch is steeper than most, creating the very best sightlines for hockey. All Air Canada Centre seats are fully upholstered and 19-20" wide.

Since opening in 1999, millions of dollars have been invested in upgrading Air Canada Centre's features to keep the venue state-of-the-art and to keep fans excited and coming back.

A seating retract system installed in 2011 has dramatically reduced the arena's conversion time enabling the facility to move from hockey to basketball (and visa versa) mode in a matter of hours.

A high-definition scoreboard and display system was installed in 2008 at a cost of \$8 million. The system allows fans to feel much closer to the action thereby enhancing their hockey and basketball experience. Manufactured by Mitsubishi, Air Canada Centre's videoboard is the first of its kind in North America, with video screens that are 10 feet high and 16 feet wide. The high-definition videoboard screens deliver a top quality picture to all four corners of the arena with 414,720 LEDs on a single screen and 800% more LED display space. When combined with Air Canada Centre's 360 degree surface mounted LED video message board, it brings the total number of LEDs inside the arena to 2,293,760.

Air Canada Centre's broadcast, satellite and video facilities provide the 790 LG televisions throughout the building with live game action and replays. Other fan-friendly features include a dedicated 50 milliWatt radio transmitter enabling fans to listen to play-by-play action and colour commentary while in the building and the high-grade acrylic rinkboard glass system providing fans with improved sight lines and greater safety.



MAPLE LEAF SQUARE

Maple Leaf Square is the area adjacent to Air Canada Centre's west side, a premier pre-and-post game sports and entertainment destination. Maple Leaf Square is linked to Air Canada Centre's Atrium by an enclosed glass bridge, and includes two restaurants, a boutique hotel, Real Sports Apparel, extensive retail shopping and two condominium towers. Maple Leaf Square's public square has the energy and feel of Times Square and supports city building, creating a larger significant stage that will attract major sports and world events to Toronto.

COMMITMENT TO THE ENVIRONMENT

Reflecting a commitment to reduce its environmental footprint and sustainability, Air Canada Centre and Maple Leaf Sports & Entertainment have teamed up to Go Green through its long-term investment to investing more than \$5 million over a five-year period for greening initiatives and programs for Air Canada Centre. The venue's environmental initiatives include: reducing its energy consumption and its greenhouse gas emissions by 30 percent, re-engineering Air Canada Centre's mechanical and electrical operations and implementing a waste diversion program. To date, Air Canada Centre's greening efforts have resulted in a total waste diversion increase of 25 percent or nearly 237 tonnes of plastics, glass, paper and organics.

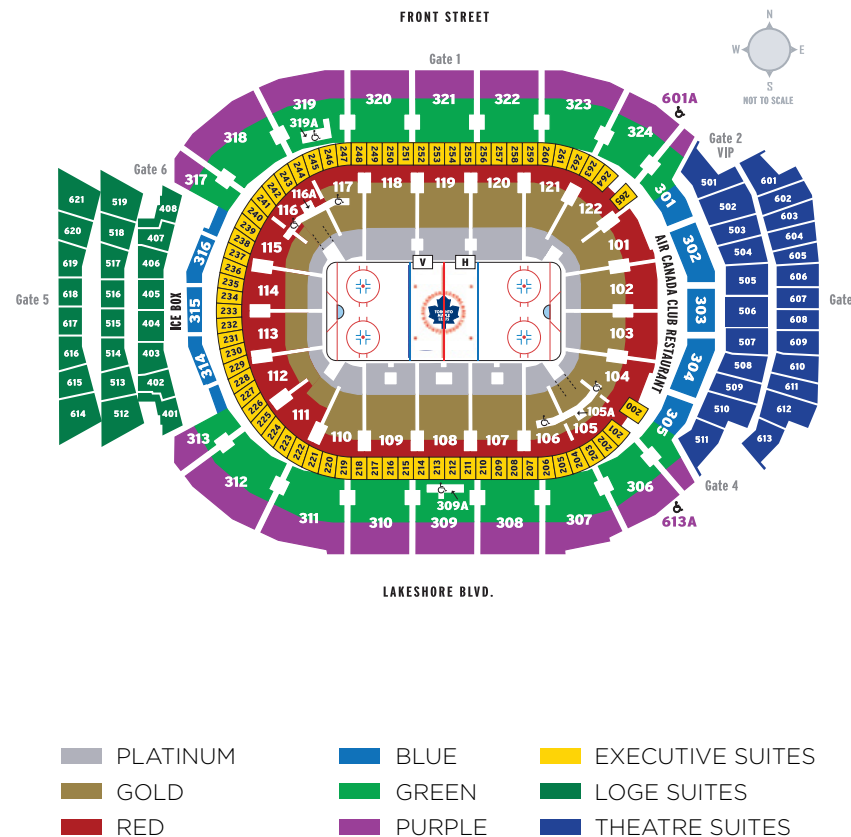
AIR CANADA CENTRE FACTS

Location:	40 Bay Street, at Lakeshore Blvd.
Owner:	Maple Leaf Sports & Entertainment
Original Cost:	\$265 million, all privately financed
Economic Impact:	\$2.4+ billion to the local economy over 10 years
Architect:	Brisbin Brook Beynon Architects
Contractor:	PCL Constructors Eastern Inc.
Seating Capacity:	Hockey - 18,819 Basketball - 19,800 Full house concert - 20,000+ Theatre - 5,800
Luxury Suites:	154, in total, including 40 Platinum lounges, unique to North America
Size:	665,000 square foot arena project
Tower:	140,000 square foot, 12-storey office tower
Parking:	Approximately 13,000 parking spaces within immediate walking distance
Public Transit:	Two minute walk from adjacent Union Station (TTC, GO transit)
Accessibility:	1% of fixed seating for disabled and their companions, available at most price levels
Washrooms:	56 public washrooms in the building
Scoreboard:	Mitsubishi videoboard
Video:	Over 790 LG televisions located throughout the building
Audio:	State-of-the-art BOSE sound system
Seats:	19"-22" wide, fully upholstered
Restaurants:	Richards Brewhouse, Crown Royal Corner, Air Canada Club, Platinum Club, Hot Stove Club.

AIR CANADA CENTRE KEY DATES

December 21, 1994:	Plans unveiled for arena at 40 Bay Street site
February 24, 1995:	Building named Air Canada Centre
March 12, 1997:	Official ground-breaking
April 28, 1997:	The first concrete is poured at site
January 2, 1998:	Installation of roof begins
February 12, 1998:	Maple Leaf Gardens, Ltd. purchases Toronto Raptors and Air Canada Centre
February 20, 1999:	First NHL game: Toronto 3, Montreal 2 (OT) - Todd Warriner scored first goal, Steve Thomas scored overtime winner
February 21, 1999:	First NBA game: Toronto 102, Vancouver 87
February 22, 1999:	First concert: The Tragically Hip

AIR CANADA CENTRE SEATING CHART





MAPLE LEAF SQUARE

In April 2005, Maple Leaf Sports & Entertainment (MLSE) unveiled plans for Maple Leaf Square, a new sports and entertainment destination adjacent to Air Canada Centre. In October 2010, Maple Leaf Square officially opened its doors to the public.

Jointly owned by MLSE, Cadillac Fairview and Lanterra Developments, the \$500 million development is the city's premier pre- and post-game sports and entertainment destination and also serves as an anchor in the development and revitalization of the waterfront and railroad lands. The connection to the downtown core is enhanced by Maple Leaf Square's direct connection to Union Station, Toronto's public transit (Go Transit and TTC) and the city's underground PATH system.

Linked to Air Canada Centre by an enclosed glass bridge, Maple Leaf Square is home to Real Sports Bar & Grill, the Toronto Maple Leafs, Toronto Raptors, Toronto Marlies and Toronto FC's official team store - Real Sports Apparel, Hotel Le Germain, a 48,000 square-foot Longo's grocery store and fine dining destination, e11even. Modern, sophisticated and elegant, this upscale restaurant provides guests with a carefully created food and drink menu that embodies Toronto's dynamic culture and style.

The large public area between Maple Leaf Square and Air Canada Centre (the 'square') creates a larger significant stage for fans to enjoy special events on the large screen. Since opening in 2010, the Square has hosted season kick-off tailgate parties, the Canadian Olympic Team Block Party, the Toronto Raptors Draft Party and events for the 2015 Pan Am games.



e11even
the perfect time



Located at Maple Leaf Square and adjacent to Air Canada Centre, Real Sports Bar & Grill is the most authentic sports experience you can get outside the rink, court and playing field. Winner of ESPN's 2010 Best Sports Bar in North America, this truly is a sports fan's fantasy.

Offering an extensive menu ranging from premium items to traditional sports bar fare and 112 taps featuring over 29 brands of beer, the 25,000 square-foot sports bar is also home to 199 High Definition televisions and a two-story 32-foot HD screen. Real Sports Bar & Grill has played host to many high profile events including the 2013 TIFF (Toronto International Film Festival) Opening Night Party, the inaugural Team Up Foundation's Player's Gala and the Leafs Nation Playoff Tailgate Parties.



Located in Maple Leaf Square, Real Sports Apparel is the largest licensed apparel store in Toronto and the official, dedicated team shop of the Toronto Maple Leafs, Toronto Raptors, Toronto Marlies and Toronto FC. The 9,000 square-foot store offers authentic and exclusive collections from all three teams, as well as a wide range of licensed merchandise from the NHL, NBA, MLS, MLB, NFL, UFC and more. Real Sports Apparel also offers on-site jersey personalization with name and number application and a range of exclusive items from the Real Sports Collectibles line.

Like its restaurant counterpart, RSA has played host to many high profile guests. In the past year, sports fans have enjoyed Real Sports Apparel All Access events featuring UFC icons, members of Toronto Maple Leafs, Toronto Raptors, Toronto FC and Toronto Argos.





CENTRE
FOR HOCKEY EXCELLENCE

In September 2009, the MasterCard Centre for Hockey Excellence opened in partnership with the Toronto Maple Leafs, Toronto Marlies and Lakeshore Lions Club. It was the first community ice facility to be built in the Toronto-area in over 25 years. The MCC serves as the Maple Leafs and Marlies practice facility and is home to the Toronto Maple Leafs Hockey School.

The state-of-the-art practice and community facility includes four ice pads – three NHL-size and one Olympic-size – a spectator area that can seat up to 1,000 fans, and close to 30,000 square feet of Leafs and Marlies dressing room and training space. The Leafs and Marlies have invested \$5.5 million on their dedicated space, which houses the finest technology, exercise facilities, a medical room to support diagnosis and treatment; and a physiotherapy room that supports rehabilitation and recovery.

The Leafs and Marlies Practice Facility will become synonymous with hockey development and aspires to be a successful NHL global model, an intelligence centre that sets the standard for training and high performance in hockey worldwide. The NHL's Research and Development Camp has been held at the MasterCard Centre since 2010.

The MasterCard Centre for Hockey Excellence serves as a great community asset that makes hockey accessible to the public. The Leafs also use the arena to run hockey development clinics and programs including Toronto Maple Leafs Hockey School, taking their outreach efforts to new levels by bringing hockey to Ontario's youth.

Hockey Canada's Ontario Regional Office and the Hockey Hall of Fame's Resource Centre and Archives are also tenants in the facility.



NATIONAL HOCKEY LEAGUE

New York, 1185 Avenue of the Americas, New York, NY 10036
212-789-2000, Fax: 212-789-2020, Fax: 212-789-2070

Montréal, 1800 McGill College Avenue, Suite 2600, Montréal, Québec, H3A 3J6
514-841-9220, Fax: 514-841-1070

Toronto, 50 Bay Street, 11th Floor, Toronto, Ontario, M5J 2X8
416-359-7900, Fax: 416-981-2779



Gary Bettman

Executive

Commissioner.....Gary B. Bettman
Deputy Commissioner.....William Daly
Chief Operating OfficerJohn Collins
Senior Executive Vice President of Hockey OperationsColin Campbell

Nhl Communications (@Pr. Nhl)

Executive Vice President, CommunicationsGary Meagher
Group Vice President, Content IntegrationFrank Brown
Group Vice President, Communications & Player DevelopmentJamey Horan
Group Vice President, CommunicationsJohn Dellapina
Statistician & Information OfficerBenny Ercolani
Senior Director, News ServicesGreg Inglis
Director, CommunicationsNirva Milord
Director, CommunicationsJulie Young
Senior Manager, Event Communications & Player DevelopmentSchuyler Baehman
Senior Manager, CommunicationsDavid Keon
Senior Manager, CommunicationsKerry McGovern
Senior Manager, CommunicationsJennifer Moad
Manager, Social MediaTrevor Bjergso
Manager, CommunicationsJasmine Ghafour
Coordinator, CommunicationsJosh Bernstein
Coordinator, Event Communications & Player DevelopmentNicole Buckley
Coordinator, Corporate CommunicationsErica Yakobzon



REALIGNMENT

The NHL has a new divisional alignment and scheduling matrix that ensures all 30 teams play in all 30 arenas at least once each season. In creating more geographically-appropriate groupings, the NHL now has two eight-team divisions in the Eastern Conference and two seven-team divisions in the Western Conference:

WESTERN CONFERENCE

Pacific Division

Anaheim
Calgary
Edmonton
Los Angeles
Phoenix
San Jose
Vancouver

Central Division

Chicago
Colorado
Dallas
Minnesota
Nashville
St. Louis
Winnipeg

EASTERN CONFERENCE

Metropolitan Division

Carolina
Columbus
New Jersey
NY Islanders
NY Rangers
Philadelphia
Pittsburgh
Washington

Atlantic Division

Boston
Buffalo
Detroit
Florida
Montreal
Ottawa
Tampa Bay
Toronto

REGULAR-SEASON SCHEDULE MATRIX

Western Conference (7-Team Divisions)

Within Conference (Division): 29 games

- * 5 games vs. five teams (3 Home/2 Away vs. two teams, 2 Home/3 Away vs. three teams) **AND** 4 games vs. one team (2 Home/2 Away). Teams rotated on a yearly basis.
- * 5 X 5 = 25 games
- * 1 X 4 = 4 games

Within Conference (Non-Division): 21 games

- * 3 games vs. each team (2 Home/1 Away vs. four teams, 1 Home/2 Away vs. three teams). Teams rotated on a yearly basis.
- * 3 X 7 = 21 games

Non-Conference: 32 games

- * 2 games vs. each team (1 Home/1 Away)
- * 2 X 16 = 32 games

(Exception: one team from each division plays one less game inside Division and one more game inside Conference outside Division. For the 2013-14 season, the team from the Central Division is Colorado; the team from the Pacific Division is San Jose).

Eastern Conference (8-Team Divisions)

Within Conference (Division): 30 games

- * 5 games vs. two teams (3 Home/2 Away vs. one team, 2 Home/3 Away vs. one team) **AND** 4 games vs. five teams (2 Home/2 Away). Teams rotated on a yearly basis.
- * 5 X 2 = 10 games
- * 4 X 5 = 20 games

Within Conference (Non-Division): 24 games

- * 3 games vs. each team (2 Home/1 Away vs. four teams, 1 Home/2 Away vs. four teams). Teams rotated on a yearly basis.
- * 3 X 8 = 24 games

Non-Conference: 28 games

- * 2 games vs. each team (1 Home/1 Away)
- * 2 X 14 = 28 games

STANLEY CUP PLAYOFF FORMAT

Playoff qualification will be primarily Division-based, with the top three finishers in each Division qualifying for the first 12 spots in the Stanley Cup Playoffs (and the first three "seeds" in each Division).

The two additional playoff spots in each Conference, designated as "Wild Cards," will be awarded to the next two highest-placed finishers in each Conference, ranked on the basis of regular-season points and regardless of Division.

"Seeding" of the Wild Card teams within each Divisional Playoff will be determined on the basis of regular-season points. The first-place finisher with the most regular-season points in the Conference will be matched against the Wild Card team with the fewest regular-season points, and the first-place finisher with the second-most regular season points in the Conference matched against the Wild Card team with the second-fewest regular-season points.

The Playoffs will proceed as follows:

- * #1 vs. #4 / #2 vs. #3 -- winners play each other for berth in Conference Championship
- * Conference Finals -- Two advancing teams in the West and two advancing teams in the East meet in Conference Championship
- * Eastern and Western Conference Champions meet in Stanley Cup Final

The League will play under this new alignment and playoff system for a minimum of three seasons, through the 2015-16 NHL season.



(Subject to change – as of September 3, 2013)

September

- 11 Training camps open
- 14 Preseason schedule begins
Kraft Hockeyville:
Washington Capitals at Winnipeg Jets (Belleville, Ont.)
CCM/USA Hockey All-American Prospects Game (Pittsburgh, Pa.)
- 30 Opening day playing rosters set (3:00 p.m. ET)

October

- 1 Opening night – 96th NHL regular season begins
Molson Canadian NHL Face-Off™ (Montreal, Que.)
Blackhawks raise Stanley Cup banner:
Washington Capitals at Chicago Blackhawks
Hockey Fights Cancer Awareness Month begins

November

- 8 Hockey Hall of Fame Game:
New Jersey Devils at Toronto Maple Leafs
- 11 Hockey Hall of Fame induction ceremony (Toronto, Ont.)
Inductees: Chris Chelios, Geraldine Heaney, Scott Niedermayer, Brendan Shanahan (Player category); Fred Shero (Builder category)
- 29 2013 Discover NHL Thanksgiving Showdown™:
New York Rangers at Boston Bruins

December

- 1 Signing deadline for Group 2 free agents (5:00 p.m. ET)
- 2 U.S. Hockey Hall of Fame induction and a celebration of Lester Patrick (Detroit, Mich.)
U.S. Hockey Hall of Fame inductees: Cindy Curley, Bill Guerin, Peter Karmanos Jr., Ron Mason, Doug Weight
- 23 Busiest day of NHL season – 14 games
- 19-27 Holiday roster freeze in effect:
For all players on an NHL active roster, injured reserve, or with non-roster and injured non-roster status as of midnight (local time) Dec. 19, a roster freeze shall apply through midnight (local time) Dec. 27, with respect to waivers, trades and loans, subject to the exceptions provided for in CBA Article 16.5 (d).
- 24-26 Holiday break (no scheduled practices – dressing rooms closed)
- 26 – Jan. 5 IIHF World Junior Championship (Malmo, Sweden)

January

- 1 2014 Bridgestone NHL Winter Classic®:
Toronto Maple Leafs at Detroit Red Wings (Michigan Stadium)
- 15 CHL/NHL Top Prospects Game (Calgary, Alta.)
- 18 Scotiabank Hockey Day in Canada (Host: Lloydminster, Alta./Sask.)
- 25 Coors Light NHL Stadium Series™:
Anaheim Ducks at Los Angeles Kings (Dodger Stadium)
- 26 Coors Light NHL Stadium Series™:
New York Rangers at New Jersey Devils (Yankee Stadium)
- 29 Coors Light NHL Stadium Series™:
New York Rangers at New York Islanders (Yankee Stadium)

February

- 1 Hockey is for Everyone Month begins
- 6, 7, 8 Olympic break begins (at the conclusion of each Club's final game)
- 11-12 AHL All-Star Classic (Location: TBA)
- 12 Olympic men's hockey tournament begins (Sochi, Russia)
- 22 Men's hockey bronze-medal game (Sochi, Russia)
- 23 Men's hockey gold-medal game (Sochi, Russia)
- 24 Olympic break ends (12:01 a.m. ET)
- 26 NHL regular season resumes
- 28 – March 2 Hockey Weekend Across America presented by CCM (USA Hockey)

March

- 1 Coors Light NHL Stadium Series™:
Pittsburgh Penguins at Chicago Blackhawks (Soldier Field)
- 2 2014 Tim Hortons NHL Heritage Classic™:
Ottawa Senators at Vancouver Canucks (BC Place)
Hockey Day in America (NBC)
- 5 Trade deadline (3:00 p.m. ET)
- 10-12 NHL General Managers Meeting (Boca Raton, Fla.)

April

- 10, 12 NCAA Frozen Four (Philadelphia, Pa.)
- 13 Last day of regular season
- 16 Stanley Cup Playoffs begin
- 17-27 IIHF Under-18 World Championship (Lappeenranta and Imatra, Finland)

May

- 9-25 IIHF World Championship (Minsk, Belarus)
- 16-25 CHL Memorial Cup (London, Ont.)
- 25-31 NHL Combine (Toronto, Ont.)

June

- 18 Last possible day for 2014 Stanley Cup Final
- TBA Deadline for first club-elected salary arbitration (later of June 15 or 48 hours after the conclusion of the Stanley Cup Final, 5:00 p.m. ET)
- 25 NHL Awards (Las Vegas, Nev.)
- 27-28 NHL Draft (Philadelphia, Pa.)

July

- 1 Free agency begins (12:00 p.m. ET)
- 5 Deadline for player-elected salary arbitration notification (5:00 p.m. ET)
- 6 Deadline for club-elected salary arbitration notification (5:00 p.m. ET)
- 20 – Aug. 6 Salary arbitration hearings held

August

- 8 Deadline for salary arbitration decisions to be rendered

HOW TO FIGURE

Assist: An assist is awarded to the player or players (maximum of two) who touched the puck prior to the goal, provided no defender plays or possesses the puck in between.

Game Played: A player receives credit for playing in a game if: i) he steps on the ice during time played or; ii) serves any penalty.

Game-Winning Goal: After the final score has been determined, the goal which leaves the winning Club one goal ahead of its opponent is the game-winning goal (example: if Team A beats Team B 8-3, the player scoring the fourth goal for Team A receives credit for the game-winning goal).

Goal: A goal is awarded to the last player on the scoring Club to touch the puck prior to the puck entering the net.

Goals-Against Average: Multiply goals allowed (GA) by 60 and divide by minutes played (MINS).

Goaltender: A goaltender receives a "W" for a win in regulation, overtime or shootout; an "L" for a loss in regulation; or an "OT" for a loss in overtime or shootout.

Penalty-Killing Pct.: Subtract total number of power-play goals allowed from total number of shorthanded situations to get total number of power-plays killed. Divide the total number of power-plays killed by the total number of shorthanded situations.

Plus-Minus: A player receives a "plus" if he is on the ice when his Club scores an even-strength or shorthanded goal. He receives a "minus" if he is on the ice for an even-strength or shorthanded goal scored by the opposing Club. The difference in these numbers is considered the player's plus-minus statistic.

Power-Play Goal: A goal scored by a Club while it has a manpower advantage due to an opponent's penalty. Following are some examples of what is and is not considered a power-play goal:

- if a Club has an advantage on a minor penalty starting at 2:02 of the period and it scores at 4:02, the goal is not a power-play goal.
- if a Club scores on a delayed penalty, the goal is not a power-play goal.
- if a Club has an advantage due to a five-minute major or match penalty, that Club is always credited with having one more advantage than the number of power-play goals it scores during that advantage, because the penalty does not expire. A new advantage begins after each power-play goal. For example, if Team A scores three goals during a major penalty, it is credited with four advantages.
- if a Club is on a power-play for any length of time, it is considered to have had an advantage.
- if a minor penalty is incurred by a Club on a power-play due to a major penalty, a new advantage is given to that Club when its minor penalty expires, provided the opponent's major penalty is still in effect.

Power-Play Percentage: Total number of power-play goals divided by total number of power-play opportunities.

Save Percentage: Subtract goals allowed (GA) from shots against (SA) to determine saves. Then divide saves by shots-against.

Shooting Percentage: Divide the number of goals scored by the number of shots taken.

Shorthand Goal: A goal scored by a Club while it is at a manpower disadvantage. The same cases apply for shorthand as for power-play goals, but in the opposite manner.

Shot on Goal: If a player shoots the puck with the intention of scoring and if that shot would have gone in the net had the goaltender not stopped it, the shot is recorded as a "shot on goal".

Shutout: If two goaltenders combine for a shutout, neither receives credit for the shutout. Instead it is recorded as a Club shutout.

Tenths of a Second: If a penalty or goal occurs in the last minute, the time is rounded off to the previous second (ex: if a penalty is called with 12.4 seconds left in a period, the time is indicated as 19:47 and not 19:48.)

Coaches Record: A coach receives a "W" for a win in regulation, overtime or shootout; an "L" for a loss in regulation; or an "OT" for a loss in overtime or shootout.

****Note:** No individual skater/goaltender statistics apply for the shootout.

LEAFS TV / MAPLELEAFS.COM

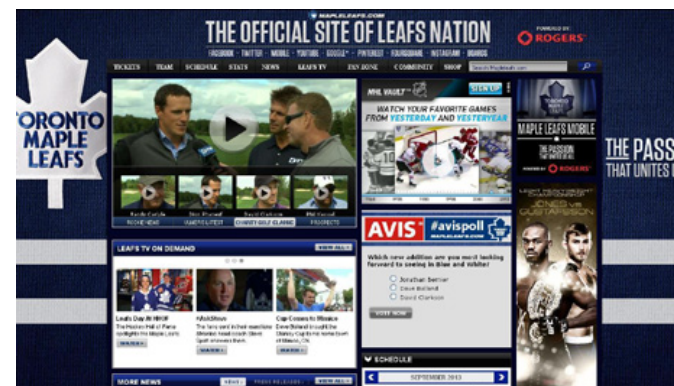


OFFICIAL STATION. LEAFS NATION.

The source for every imaginable bit of Maple Leafs news, Leafs TV has emerged as the go-to destination for the legions of fans captivated by the Blue and White. Leafs TV provides state of the art pre-and post-game shows for every Leafs game. The Toronto Marlies, the Leafs' American Hockey League affiliate are also the subject of extensive coverage. Leafs TV devotes considerable air time to historical Leaf games and features on former Leafs.



With blanket coverage of the Leafs, MAPLELEAFS.COM sets the standard for fan friendly sports sites. News, features, game stories, analysis and video highlights plus links to social media sites Twitter, Facebook, Youtube and Google+ allow Leafs Nation to get the latest team news. MAPLELEAFS.COM is the online destination for Leafs fans the world over.



ON-AIR BROADCAST TEAM BIOS



**JON
ABBOTT**

@HockeyAbbs

Jon Abbott enters his first season providing radio play-by-play and broadcast coverage for the Toronto Maple Leafs, sharing the duties with Joe Bowen on Sportsnet 590 THE FAN, TSN 1050 Toronto, and across the Maple Leafs Broadcast Network. Abbott will also continue to serve as a reporter on Leafs TV. The Aylmer, Ontario native began his broadcasting career at age 16 while volunteering at Rogers TV. In the years that followed, the Seneca College broadcast graduate covered the OHL for the London Knights, Toronto St. Michael's Majors and the Ottawa 67's. After spending four years in Ottawa at the TEAM 1200, Abbott returned to MLSE and Leafs TV where he had previously worked in 2005. His return to Toronto included an opportunity to become the Toronto Marlies broadcaster and community representative. Providing play-by-play for the Marlies run to the AHL Calder Cup Finals in 2012 is one of Abbott's many accomplishments; a list that also includes play-by-play commentary at the World Under-17 Hockey Championships, the IIHF World Junior Hockey Championships and OHL Championships.

Joe Bowen enters his 32nd year as the voice of the Toronto Maple Leafs. The Sudbury, Ontario native has called over 2,600 Maple Leafs' games since the start of the 1982-83 season. Heard exclusively as the radio play-by-play announcer for his first six seasons, he began calling mid-week action on television for the hockey club at the beginning of the 1988-89 season. In 2012-13, Bowen will once again call all Rogers Sportsnet and Leafs TV games, as well as Sportsnet 590 THE FAN and TSN 1050 Radio broadcasts during TSN and CBC televised broadcasts. The graduate of Windsor University began his radio career by doing play-by-play for the Sudbury Wolves of the Ontario Hockey League for eight years, and had a three-year stint with the former Montreal Canadiens' American Hockey League affiliate, the Nova Scotia Voyageurs.



**JOE
BOWEN**

@BonsieTweets



**PAUL
HENDRICK**

@HennyTweets

Paul Hendrick returns for his 17th season as the Maple Leafs' sideline reporter and in-game host on Rogers Sportsnet and Leafs TV televised broadcasts. He is also co-host of Leafs Today, and Gate 5 Live pre and post-game shows on Leafs TV. Prior to joining Leafs TV, the native of Noranda, Quebec spent time with CHCH TV in Hamilton and CKCV TV and radio in Sault Ste. Marie, Ontario. Hendrick, a graduate from the University of Toronto in Political Science, was also the play-by-play voice of Ontario University football and basketball for 15 years on CHCH TV.

Bob McGill enters his ninth season as an analyst and reporter on Leafs TV. The former NHL defenceman offers analysis on Leafs pre and post-game shows and Leafs Today, and is the Toronto Marlies' radio and television colour analyst. McGill played 317 games with the Maple Leafs over seven seasons (1981-82 to 1986-87, 1992-93), registering 29 points (4 goals, 25 assists) and 988 penalty minutes. He holds the franchise record for most penalty minutes in a season by a rookie with 263. McGill also played for the Chicago Blackhawks, San Jose Sharks, Detroit Red Wings, New York Islanders and Hartford Whalers during his 13-year NHL career. The native of Leduc, Alberta served as an assistant coach with the Hershey Bears of the American Hockey League, and a head coach with the Baton Rouge Kingfish of the ECHL and Oshawa Generals of the Ontario Hockey League.



**BOB
MCGILL**

@bigdaddymcgill

ON-AIR BROADCAST TEAM BIOS



**GREG
MILLEN**

@gregmillen

Greg Millen returns for his 10th season as a colour analyst for the Maple Leafs on Rogers Sportsnet and Leafs TV televised broadcasts. The former NHL goaltender has also worked as a colour analyst on CBC's Hockey Night in Canada for the last 17 years and has 20 years of broadcasting experience. A native of Toronto, Ontario, Millen was a hockey analyst for the Ottawa Senators for 12 seasons, a lead studio analyst for Rogers Sportsnet, and worked as an on-ice reporter for ESPN international. He has also had the opportunity to cover three Winter Olympics, two World Cups and three Outdoor Classics, as well as several NHL All-Star Games and Stanley Cup Finals. Millen, a co-founder of the Peterborough Professional Hockey Alumni Association, played 604 games in his 14-year NHL career with the Pittsburgh Penguins, Hartford Whalers, St. Louis Blues, Quebec Nordiques, Chicago Blackhawks and Detroit Red Wings. He registered a 3.87 goals against average with 17 shutouts and a 215-284-89 record.

Jim Ralph enters his 16th season providing colour commentary and pregame show analysis for all Maple Leafs' radio broadcasts. During his tenure, Ralph has never missed a regular season or playoff game, calling over 1,400 consecutive games in that span. Ralph has also spent time on the Global Television Network as a reporter on Sportsline and co-host of Molson Leaf Hockey. He began his broadcasting career with TSN as a co-host of Rinkside, a weekly half-hour hockey show. The native of Sault Ste. Marie, Ontario played seven seasons of professional hockey as a goaltender with the Colorado Flames (CHL), Springfield Indians (AHL), Baltimore Skipjacks (AHL), Milwaukee Admirals (IHL), Nova Scotia Oilers (AHL) and Newmarket Saints (AHL). He also suited up for four seasons with the Ottawa 67's (OHA/OHL), and was named a first team all-star in 1981 and second team all-star in 1982. Ralph was drafted by the Chicago Blackhawks in the eighth round, 162nd overall, in the 1980 NHL Entry Draft.



**JIM
RALPH**

@Jim_Ralph

PUBLIC ADDRESS ANNOUNCER



**ANDY
FROST**

@AndyFrostQ107

Andy Frost is in his ninth season as Public Address Announcer for the Maple Leafs at Air Canada Centre. The native of Winnipeg, Manitoba served as part of the team's broadcast crew for 17 seasons (1994-2012), hosting the pre and post-game show on Leafs radio broadcasts on AM 640 Toronto. Frost performed the same radio duties with the Winnipeg Jets during the 1980's. He has also been with Toronto radio station Q107 FM since 1985 and is the host of Psychedelic Psunday.