



# ST. LOUIS BLUES

## 2013-14 MEDIA GUIDE

LONG LIVE THE NOTE.





# ST. LOUIS BLUES 2013-14 SCHEDULE

## OCTOBER 2013

SUN	MON	TUE	WED	THU	FRI	SAT
				3 NSH 7:00		5 FLA 7:00
6	7	8	9 CHI 7:00	10	11	12 NYR 7:00
13	14	15 SJS 7:00	16	17 CHI 7:00	18 WPG 7:00	19
20	21	22	23	24	25 VAN 7:00	26 NSH 7:00
27	28	29 WPG 7:00	30	31		

## DECEMBER 2013

SUN	MON	TUE	WED	THU	FRI	SAT
1	2 LAK 9:30	3	4	5 NYI 7:00	6	7 ANA 7:00
8	9	10 WPG 7:00	11	12 TOR 7:00	13	14 CBJ 6:00
15	16 OTT 6:30	17 SJS 7:00	18	19 MTL 7:00	20	21 EDM 9:00
22	23 CGY 8:00	24	25	26	27	28 CHI 7:00
29 DAL 5:00	30	31 MIN 5:00				

## FEBRUARY 2014

SUN	MON	TUE	WED	THU	FRI	SAT
						3 NSH 7:00
2	3	4 OTT 7:00	5	6 BOS 7:00	7	8 WPG 7:00
9	10	11	12	13	14	15
16	17	18	19	20	21	22
23	24	25	26	27	28	29
30	31 VAN 9:30					3 ANA 9:00

## APRIL 2014

SUN	MON	TUE	WED	THU	FRI	SAT
		1 PHI 7:00	2	3 BUF 7:00	4	5 COL 1:00
6 CHI 6:30	7	8 WSH 7:00	9	10 MIN 7:00	11 DAL 7:30	12
13 DET 2:00	14	15	16	17	18	19
20	21	22	23	24	25	26
27	28	29	30			

## NOVEMBER 2013

SUN	MON	TUE	WED	THU	FRI	SAT
					1 FLA 6:30	2 TBL 6:00
3	4	5 MTL 6:30	6	7 CGY 7:00	8	9 PIT 7:00
10	11	12 PHX 7:00	13	14 COL 7:00	15	16 CAR 7:00
17 WSH 5:00	18	19 BUF 6:00	20	21 BOS 6:00	22	23 DAL 7:00
24	25 MIN 7:00	26	27 COL 8:00	28	29 SJS 3:00	30

## JANUARY 2014

SUN	MON	TUE	WED	THU	FRI	SAT
						4 CBJ 7:00
5	6	7 EDM 8:00	8	9 LAK 7:00	10 VAN 9:00	11
12	13	14 PHX 7:00	15	16 LAK 7:00	17	18 ANA 7:00
19 DET 6:30	20 NJD 6:00	21	22 NYR 6:00	23	24 NYI 12:00	25
26	27	28 NJD 7:00	29	30	31 CAR 6:00	

## MARCH 2014

SUN	MON	TUE	WED	THU	FRI	SAT
						1
2 PHX 7:00	3	4 TBL 7:00	5	6 NSH 7:00	7	8 COL 2:00
9 MIN 7:00	10	11 DAL 7:00	12	13 EDM 7:00	14	15 NSH 7:00
16 WPG 7:00	17	18	19 CHI 7:00	20	21	22 PHI 12:00
23 PIT 12:00	24	25 TOR 6:00	26	27 MIN 7:00	28	29 DAL 7:00
30	31					

HOME AWAY

All starting times Central. Times and TV coverage subject to change, visit [stlouisblues.com/schedule](http://stlouisblues.com/schedule) for up-to-date schedule.



Single game ticket prices vary. See pricing map inside for prices.

6 Gold 5 Silver 8 Bronze

LONG LIVE THE NOTE.



[stlouisblues.com](http://stlouisblues.com) (314) 622-BLUE



FANS SCORE  
WITH BIG  
SAVINGS ON AUTO  
INSURANCE.

YOU COULD SAVE UP TO \$369<sup>†</sup>  
ON AUTO INSURANCE.

You could save up to

**\$360** over  
STATE FARM

**\$408** over  
FARMERS

**\$413** over  
ALLSTATE

For those who switched and reported savings.<sup>†</sup>



So easy. So smart. So switch.<sup>®</sup>

CALL 800.592.0460 | CLICK [AAA.com](http://AAA.com) | VISIT your local AAA branch



<sup>†</sup> From a 7/1/12-6/30/13 multi-state survey of new auto insureds who switched to AAA and reported savings. \$369 is the overall average savings. Each listed competitor's savings is an average.

Membership requires the separate payment of annual dues and an admission fee for new members. Membership is required for new insureds. AAA personal lines insurance is provided to qualified AAA members in Missouri and other states by Automobile Club Inter-Insurance Exchange or Auto Club Family Insurance Company.

Copyright © 2012-13 Automobile Club of Missouri. All Rights Reserved. All marks are the property of their respective owners.

**FRONT OFFICE**

St. Louis Blues / Scottrade Center Staff Directory	5-6
Blues Ownership Group	7
Thomas H. Stillman	8
Doug Armstrong	9
Bruce Affleck	10
Brett Hull	11
Dave Taylor	12
Al MacInnis	13
Kevin McDonald, Rob Dimaio	14
Bill Armstrong, Tim Taylor	15
Ken Hitchcock	16
Brad Shaw, Gary Agnew	17
Ray Bennett, Corey Hirsch	18
Nelson Aytte, Sean Ferrell	19
Executives	20
Hockey Operations	21-23
Blues/Scottrade Center Staff	24-28
Blues Broadcasters	29-32
Blues On Social Networks	33

**THE PLAYERS**

Player Biographies	34-87
Minor/Pro Players	88-96
In The System Players	97-106
2013 Draft Selections	107-108
St. Louis Blues 2013-14 Training Camp Roster	110-111
How The Blues Were Built	111-112
Chicago Wolves Directory	113
Chicago Coaching Staff	114-115
Chicago Stats (2012-13)	116
Chicago Schedule	117
Kalamazoo Wings Directory	118
Kalamazoo Stats (2012-13)	119
Kalamazoo Schedule	120

**2012-13 RECAP**

NHL Final Standings	121
League Leaders	122-123
Blues Final Scoring	124
Blues Home/Road Scoring	125
Team Game-by-Game Results	126
Blues Results vs. NHL	128
Season Highs and Lows	129-130
Individual Player Game-by-Game	131-135

**BLUES VS. NHL**

Blues vs. Each NHL Team	136-164
-------------------------	---------

**ALL TIME CAREER RECORDS**

All-Time Results & Scoring By Season	166-210
All-Time Year-by-Year Records	211
All-Time Home and Road Records	212
All-Time Overtime Records vs. NHL & by Season	213
All-Time Regular Season Overtime Wins	214
All-Time Shootout Records	215
All-Time Shootout Results	216-217
All-Time Special Teams	217
All-Time Regular Season Hat-Tricks	218

All-Time Regular Season Penalty Shots	219
All-Time Regular Season Shutouts	220-222
All-Time Shutouts vs. NHL	222
All-Time Blues Roster	223-232
All-Time Blues Goaltending Roster	233
All-Time Offensive Leaders by Season	234-235
All-Time Offensive Leaders	236-238
All-Time Goaltending Leaders by Category	238
All-Time Team Records	239-240
All-Time Individual Records	241-242

**BLUES HISTORY**

All-Time Blues Owners	243
All-Time Blues Presidents	243
All-Time Blues General Managers	243
All-Time Blues Coaches	243
All-Time Blues Captains	243
All-Time Coaching Register	244
Results of Coaches First Games	245
Blues All-Time Home and Road Openers	245
Blues All-Time Coaching Records	245
All-Time Blues Honors and Awards	246
All-Time All-Star Statistics	247
All-Time Blues In the All-Star Games	247
All-Time Attendance Records	248
Largest and Smallest Crowds	248
All-Time Draft Selections	249-250
All-Time Numerical Roster	251-252
All-Time Transactions	253-266
First Time in Blues History	267
Last Time in Blues History	268
Blues Logo and History	269
Scottrade Center	270
Pricing Map	271
Peabody Opera House	272

**PLAYOFF HISTORY**

2012-13 Playoff Series Results	274-275
All-Time Playoff Series Results	277
All-Time Playoff Game-by-Game Results	278-281
All-Time Team Playoff Records	282-285
All-Time Individual Playoff Records	285-286
All-Time Playoff Penalty Shots	287
All-Time Playoff Hat-Tricks	287
All-Time Playoff Roster	288-293
All-Time Playoff Offensive Leaders	294
All-Time Playoff Goaltending Roster	295
All-Time Playoff Goaltending Leaders	296
All-Time Playoff Overtime vs. NHL	296
All-Time Playoff Overtime Games	297

**MISCELLANEOUS INFORMATION**

NHL Directory	299
NHL Officials	300
How to Figure	301-302
Medical Glossary	303-307
Media Information	308-309

**Executive**

Chairman and Governor	Thomas H. Stillman
President of Hockey Operations and General Manager/Alternate Governor	Doug Armstrong
President of Business Operations/Alternate Governor	Bruce Affleck
Executive Vice President	Brett Hull
Senior Vice President, Marketing and Public Relations	Mike Caruso
Senior Vice President, Sales	Todd Lambert
Senior Vice President, Building Operations and Booking	Jay Roberts
Senior Vice President, Chief Financial Officer	Phil Siddle
Senior Vice President, Corporate Sponsorship	Eric Stisser
Vice President, Corporate Sponsorship	Bryan Lucas
Vice President, Hockey Operations	Dave Taylor
Executive Assistant, Hockey Operations	Donna Lembke
Executive Assistant to the Chairman and President of Business Operations	Lisa Cwikowski

**Hockey Operations**

Senior Advisor to the General Manager	Al MacInnis
Assistant General Manager	Kevin McDonald
Head Coach	Ken Hitchcock
Associate Coach	Brad Shaw
Assistant Coach	Ray Bennett
Assistant Coach	Gary Agnew
Goaltending Coach	Corey Hirsch
Strength and Conditioning Coach	Nelson Aytte
Video Coach	Sean Ferrell
Senior Director, Media Relations and Team Services	Rich Jankowski
Director, Hockey Administration	Ryan Miller
Director, Player Development	Tim Taylor
Goalie Development Coach	Ty Conklin
Assistant Director, Media Relations	Dan O'Neill

**Scouting**

Senior Advisor for Amateur Scouting	Larry Pleau
Director, Amateur Scouting	Bill Armstrong
Director, Pro Scouting	Rob DiMaio
Head of European Amateur Scouting	Jan Vopat
Amateur Scout	Mike Antonovich
Amateur Scout	Dan Ginnell
Amateur Scout	Timo Koskela
Amateur Scout	J Niemiec
Amateur Scout	Anders Ostberg
Professional Scout	Tony Feltrin
Part-Time Amateur Scout	Corey Banika
Part-Time Amateur Scout	Vincent Montalbano
Part-Time Amateur Scout	Blair Nicholson
Part-Time Amateur Scout	Michel Picard
Part-Time Amateur Scout	Rob Ramage
Part-Time Amateur Scout	Jesse Wallin
Part-Time Professional Scout	Wayne Munday

**Training**

Head Medical Trainer	Ray Barile
Assistant Athletic Trainer	Chris Palmer
Equipment Manager	Bert Godin

Assistant Equipment Manager	Joel Farnsworth
Equipment Assistant	Chad O'Neill
Massage Therapist	Jeff Wright

**Medical**

Orthopedic Surgeon	Dr. Matt Matava
Orthopedic Surgeon	Dr. Rick Wright
Internist	Dr. Aaron Birenbaum
Internist	Dr. William Birenbaum
Internist	Dr. Charles Crecelius
Neurosurgeon	Dr. Ralph Dacey
General Surgery	Dr. Michael Brunt
Plastic Surgery	Dr. Tom Francel
Dentist	Dr. Ron Sherstoff
Ophthalmologist	Dr. Gill Grand
Optometrist	Dr. David Seibel
Oral Surgeon	Dr. Ken Kram
Chiropractor	Dr. Michael Murphy

**Broadcasting**

Radio Station	KMOX, 1120 AM
Director, Broadcasting/Radio Play-by-Play	Chris Kerber
Radio Color Analyst, Community Relations	Kelly Chase
Community Relations, KMOX 1120 AM	Bob Plager
Television Station	FS Midwest
Television Play-by-Play	John Kelly
Television Color Analyst	Darren Pang
Television Color Analyst	Bernie Federko
FS Midwest Analyst	Jim Hayes
FS Midwest Host	Pat Parris

**Marketing**

Senior Director, Event Presentation	Chris Frome
Senior Director, Promotions/Digital Strategy	Matt Gardner
Senior Director, Advertising/Event Marketing	Megan Little
Director, Game Entertainment/Amateur Hockey	Lamont Buford
Director, Community Relations/Blues 14 Fund	Randy Girsch
Director, Digital Media	Chris Pinkert
Director, Branding and Creative	Brenda Wilbur
Director, Alumni Relations	Terry Yake
Lead Video Editor	Andrew Abrams
Graphic Designer	Nate Brown
Mascot Coordinator	Alex Jones
Coordinator, Community Relations	Hannah Uhlenbrock
Junior Digital Media and Graphic Designer	Amber Taylor
Team Photographer	Mark Buckner

**Event Operations**

Public Address Announcer	Tom Calhoun
Organist	Jeremy Boyer
Music Coordinator	Carl Middleman
Video Producer	Peter Saguto
In-Game Host	Angella Sharpe

**Sponsorship**

Director, Corporate Sponsorship	Deni Allen
Corporate Sponsorship Executive	Matt Poling
Manager, Sponsorship Services	Jackie Miller
Coordinator, Sponsorship Services	Doug Couch
Marketing/Sponsorship Assistant	Donna Ferguson

<b>Executive Editor:</b>	Dan O'Neill
<b>Associate Editor:</b>	Rich Jankowski
<b>Statistical Consultant:</b>	Elias Sports Bureau

<b>Printed By:</b>	RBO Print Logistix
<b>Art Director/Layout:</b>	Nate Brown
<b>Photography:</b>	Mark Buckner Getty Images

**Ticket Sales**

Director, Suite Sales.....	Nick Wierciak
Manager, Suite Sales.....	Matt Berry
Manager, Ticket Sales.....	Jason Penning
Premium Sales Executive.....	Rob Cerulo
Premium Sales Executive.....	Mark Goodwin
Premium Sales Executive.....	Matt Wilson
Premium Sales Executive.....	Brian Gutschwager

**Client Services**

Director, Client Services and Fan Development.....	Matt Brown
Database Manager.....	Mike VanMassenhove
Manager, Premium Sales.....	Melissa Gale
Coordinator, Group Sales.....	Marlena Renner
Coordinator, Suite 16 and Sales.....	Stephanie Sadler

**Group Ticket Sales**

Senior Director, Group Sales.....	Jennifer Nevins
Manager, Group Sales.....	Kari Takmajian
Group Sales Executive.....	Matt Olinik
Group Sales Executive.....	Tim Thurber
Group Sales Executive.....	Kyle Waymon

**Ticket Operations**

Senior Director, Ticket Operations.....	Tere Hubert
Manager, Vault.....	Greg Rapini
Assistant Manager, Ticket Operations.....	Tiffany Morris
Coordinator, Ticket Operations.....	Justin Malmberg
Ticket Sales.....	Juanita Hall
Ticket Sales.....	Jeff Jovanovic
Ticket Sales.....	Brittany Bommarito
Ticket Sales.....	Todd Morris
Ticket Sales.....	Debbie Nyberg
Ticket Sales.....	Peggie O'Connor
Ticket Sales.....	Dominique Robertson

**Finance**

Finance Controller.....	Keith Hegger
Manager, Accounting.....	Kristy Atwater
Manager, Accounting.....	Craig Bryant
Manager, Accounting.....	Mike Tonjes
Manager, Payroll.....	Pam Di Rie
Assistant Manager, Payroll.....	Crystal Strasburg
Manager, IT.....	Larry Womack
Accountant.....	Mindy Wallace

**Retail**

Director, Retail.....	George Pavlik
Manager, Retail.....	Amy Dungan
Manager, Retail.....	Barry Smith
Store Manager.....	Kelly Cheatham
Assistant Store Manager.....	Matt Tierney

**Scotttrade Center**

Manager, Contract and Event Booking.....	Cherri Kraenzle
--	-----------------

**Peabody Opera House**

General Manager.....	Matt Dewey
Director, Booking.....	Darren Hall
Director, Marketing.....	Liz Hill
Director, Finance.....	Stephen Kruse
Director, Special Events.....	Angie Carr
Manager, Ticket Operations.....	Stephanie Cordia
Manager, Public Relations.....	Cyndee England
Manager, Front of House.....	Dave Gilbert
Production Manager.....	Adrian Silverstein
Coordinator, Special Events.....	Amber Daniels
Administrative Assistant.....	Ernestine Ollie

**Guest Services**

Director, Guest Services and Security.....	Rob Schnettler
Manager, Guest & Premium Services.....	Allison Click
Manager, Guest Services.....	Kevin Casey
Building Security Officer.....	Frank Brown
Building Security Officer.....	William Burch
Building Security Officer.....	Robert Daugherty
Building Security Officer.....	Marisna Jones
Building Security Officer.....	Gene Hunziker
Building Security Officer.....	Todd Matzker
Building Security Officer.....	George Taylor
Building Security Officer.....	Scott Todd
Building Security Officer, Peabody Opera House.....	Shane Kinzel

**Human Resources**

Director, Human Resources.....	Val Brinker
Receptionist.....	Marian Dale

**Building Operations**

Director, Event Operations.....	Mose Boyer
Coordinator, Building Operations.....	Daniel Schmidt
Chief Electrician.....	Rick Pipkins
Electrician.....	Tim Barts
Electrician.....	Erik Floyd
Electrician.....	Jeff Heuermann
Electrician.....	Reza Torgoley
Electrician.....	Shawn Clark
Electrician, Peabody Opera House.....	Curtis Wilburn
Lead Maintenance.....	Scott Schram
Maintenance.....	David Grimes
Maintenance.....	Jerome Jacobs
Maintenance.....	Timothy Kelsheimer
Maintenance.....	David Lewis
Maintenance.....	Willie Sales
Maintenance.....	James Schmuke
Maintenance.....	Rick Lacey
Maintenance Technicians, Peabody Opera House.....	Steve Needy
Maintenance Technicians, Peabody Opera House.....	Zlatko Kireta
Maintenance Technicians, Peabody Opera House.....	Eric Chadbourne

The Blues ownership group, led by Tom Stillman, purchased the team along with the Scottrade Center lease and a significant interest in the Peabody Opera House on May 9, 2012. The all-local group is comprised of several prominent business and civic leaders.

<b>Thomas H. Stillman</b>	Chairman & CEO, Summit Distributing
<b>Jerald L. Kent</b>	Chairman & CEO, Suddenlink Communications CEO, Cequel III
<b>Donn S. Lux</b>	Chairman & CEO, Luxco
<b>James A. Cooper</b>	Managing Partner, Thompson Street Capital Partners
<b>Jo Ann Taylor Kindle</b>	President, Enterprise Holdings Foundation
<b>W. Stephen Maritz</b>	Chairman & CEO, Maritz Inc.
<b>Edward M. Potter</b>	Private investor
<b>Mr. &amp; Mrs. Andrew C. Taylor</b>	Mr. Taylor is Chairman & CEO of Enterprise Holdings, Inc.
<b>David L. Steward</b>	Chairman, World Wide Technology, Inc.
<b>James P. Kavanaugh</b>	CEO, World Wide Technology, Inc.
<b>John C. Danforth</b>	Partner, Bryan Cave LLP Former U.S. Senator Former U.S. Ambassador to the United Nations
<b>Christopher B. Danforth</b>	Owner & CMO, Kennelwood Pet Resorts
<b>James L. Johnson</b>	Senior Vice President, Stifel Nicolaus & Co.
<b>Scott B. McCuaig</b>	Former President, Stifel Nicolaus & Co.
<b>John S. Ross, Jr.</b>	President, Summit Development Group
<b>Thomas F. Schlafly</b>	Partner, Thompson Coburn Founder, The Saint Louis Brewery





**Thomas H. Stillman**  
Chairman and Governor, St. Louis Blues

Tom Stillman, a lifelong hockey fan, became Chairman and Governor of the St. Louis Blues on May 9, 2012.

Stillman is also Chairman and CEO of Summit Distributing, a St. Louis-based beer distributor. He entered the beer business in 1994 with the acquisition of a local wholesaler.

Stillman is a former lawyer. From 1988 to 1993, he was with the U.S. Department of Commerce, in Washington, D.C., where he was Chief Counsel for Export Administration, responsible for legal aspects of national security-based controls on sensitive exports. From 1978 to 1988, he was with the New York law firm Dewey, Ballantine, Bushby,

Palmer & Wood, working from the firm's New York and Washington offices.

Stillman was born and raised in Minneapolis, Minnesota, and graduated from the University of Minnesota Law School in 1978. He attended Middlebury College in Middlebury, Vermont, where he played hockey and soccer before graduating in 1974.

Stillman serves on the boards of the St. Louis Blues 14 Fund; Commerce Bank, St. Louis Region; the St. Louis Sports Commission; and the Nature Conservancy in Missouri.

Tom and his wife, the former Mary T. Danforth, live in St. Louis with their three children, John, Isabelle, and Anna.



**Doug Armstrong**  
President of Hockey Operations and  
General Manager/Alternate Governor

Doug Armstrong was named the Blues' President of Hockey Operations and General Manager/Alternate Governor on Sept. 3, 2013 after serving three seasons as the Executive Vice President of Hockey Operations and two seasons as the Vice President of Player Personnel. The 11th General Manager in Blues history, in 2011-12, Armstrong led the club to its first Central Division title since 2000, earning him the NHL's 2012 General Manager of the Year award. During his tenure, Armstrong has brought in key members of the organization including 2012 Jack Adams winner, Ken Hitchcock, and 2012 Jennings Trophy winners, Brian Elliott and Jaroslav Halak, as well as extended the contracts of such core players as David Backes, Patrik Berglund and T.J. Oshie.

Armstrong has also orchestrated the additions of Jay Bouwmeester, Kevin Shattenkirk and Chris Stewart as well as the drafts of Dmitrij Jaskin, Jaden Schwartz and Vladimir Tarasenko.

Armstrong spent 17 years with the Dallas Stars organization and his final six seasons as the club's General Manager. From January 25, 2002, to the start of the 2007-08 season, Armstrong led the Stars to the third most regular season point total (427), collected the third-most wins (190) and the second most home victories (110) and points (240) in the entire NHL. Dallas won two Pacific Division Championships (2002-03, 2005-06) and qualified for the playoffs four times over the span.

Armstrong was a part of the Stars' organization since the club moved to Dallas in 1993 and helped lead the franchise to two Presidents' Trophies, two Western Conference titles and the 1999 Stanley Cup championship.

Prior to being named the team's seventh General Manager, Armstrong served nine years as the Assistant General Manager under Bob Gainey. As Gainey's assistant, Armstrong worked on contract negotiations and season scheduling, and handled the day-to-day operations of the hockey department.

On the international level, Armstrong was the Associate Director of Player Personnel for gold medal winning Team Canada at the 2010 Winter Games in Vancouver. He served as the General Manager for Team Canada and won the silver medal at the 2009 IIHF World Championship in Switzerland. He was the Assistant General Manager for Team Canada at the 2002 World Championship and 2008 World Championship (silver medal). Armstrong served as a special advisor to Steve Yzerman for Canada that won gold at the 2007 World Championship in Moscow. Canada went 9-0 during the tournament for the first time since 1937 when the World Championships were held in London, England.

Armstrong and Yzerman are currently the only two General Managers in the NHL that are members of the "Triple Gold Club", having been on the management staff for a Stanley Cup, Olympic gold medal and World Championship gold medal.

A native of Sarnia, Ontario, Armstrong is the son of NHL Hall of Fame linesman Neil Armstrong who was inducted into the Hall of Fame in 1991.


**Bruce Affleck**

President of Business Operations/Alternate Governor

Affleck became President of Business Operations on Sept. 3, 2013 after serving in multiple positions in the Blues organization, including COO and Vice President of Broadcasting and Blues Alumni.

A native of Penticton, British Columbia, Affleck attended the University of Denver and was later selected by the California Seals, 21st overall, in the 1974 NHL draft. He was traded to St. Louis in January of 1975 and played defense for five seasons with the Blues. Following his time with the Blues, Affleck played for the Vancouver Canucks and New York Islanders.

After hockey, Bruce worked with W.M. French Realtors, a corporate relocation firm. He again joined the Blues in 1987 as sales manager and later would be named Vice President of Sales for the Blues and Scottrade Center. He also handled the color radio broadcast duties and eventually became a color television analyst with KPLR-TV and FOX Sports Midwest until the 2001 season.

Since his playing days, Affleck has been heavily involved with many charities some of which include the St. Louis Blues Fourteen Fund, which is the Blues' charitable trust, March of Dimes and St. Louis University Lupus Foundation. He also helped start the Blues Alumni Association and the St. Louis Amateur Hockey Hall of Fame, into which he was inducted in 2012.

Bruce and his wife, Cecily, reside in Chesterfield and have two children, J.Q. and Shannon and two grandchildren.


**Brett Hull**

Executive Vice President

Hall of Famer Brett Hull, the Blues' all-time leading goal scorer, returned this season as Executive Vice President of the club. Hull will focus primarily on business development, generating additional support and revenue for the Blues franchise.

Hull first came to the Blues in a 1988 trade with the Calgary Flames. He went on to play 11 seasons with St. Louis, setting several club records and etching his name into the NHL record books. Hull recorded more than 50 goals in five different seasons. And he scored 70 goals or more in three straight seasons from 1989-90 to 1991-92, becoming only the second player in NHL history to accomplish the feat.

In the 1990-91 season, Hull set a franchise record with 86 goals, which also stands as the most in a single season by a right winger in NHL history. He scored his first 50 goals that season in 49 games, becoming the first Blue to score 50 goals in 50 games or less. For his efforts, Hull captured the 1991 Hart Trophy as league's most valuable player and was voted to the NHL's First All-Star Team. The following season, he again scored 50 goals in 50 games, becoming just the second player in NHL history to accomplish the feat twice.

The Belleville, Ontario, native holds all-time franchise records for goals (527), hat tricks (27), game-winning goals (70), power-play goals (195) and shots on goal (3,367), while he ranks second in assists (409), points (936) and shorthanded goals (18).

Overall, Hull appeared in 1,269 NHL games across 20 seasons with Calgary, St. Louis, Dallas, Detroit and Phoenix. He ranks third all-time in goals (741), second in power-play goals (265) and third in game-winning goals (110). He was awarded the 1990 Lady Byng Trophy, the 1991 Hart Trophy and the 1991 Lester B. Pearson Award. Hull also played in eight All-Star Games (1989, 1990, 1992, 1993, 1994, 1996, 1997 and 2001).

Internationally, Hull played for the United States in two Olympics (1998 and 2002) and won a silver medal in the 2002 Winter Games in Salt Lake City. He also played for the U.S. team that won the 1996 World Cup of Hockey.




**Dave Taylor**

Vice President of Hockey Operations

Dave Taylor was named the Blues' Vice President of Hockey Operations on June 26, 2012 after serving as the club's Director of Player Personnel since July, 2010.

Taylor comes from the Dallas Stars, where he served three seasons as their Director of Player Personnel. He came to Dallas in 2007 after spending 30 years with the Los Angeles Kings organization as a player and member of the front office.

Taylor served as Director of Amateur Development for the Kings in 2006-07 after completing nine seasons from 1997-2006 as the club's General Manager. Compiling a record of 290-261-105. In his final year as General

Manager in 2005-06, the Kings equaled a franchise record in home wins (26). His teams earned 90-plus points for three-straight seasons from 1999-2002 for the first time in franchise history. Average attendance improved from 12,297 to 17,821 during his tenure and he was named the Hockey News Executive of the Year in 2001. Under Taylor's leadership, the Kings succeeded at the draft table selecting Anze Kopitar, Olli Jokinen, Alexander Frolov, Michael Cammalleri, Dustin Brown, Jonathan Quick and Lubomir Visnovsky.

On the ice, Taylor was a member of the renowned "Triple Crown Line" with Marcel Dionne and Charlie Simmer. The Kings' all-time games played leader appeared in 1,111 contests, tallying 431 goals and 638 assists for 1,069 points.

A five-time NHL All-Star, he also served as the Kings' captain for four seasons from 1985-89, and after posting career-highs in goals (47) and points (112) during the 1980-81 season, he earned a spot on the NHL All-Star second team. On April 3, 1995, Taylor's No. 18 jersey was retired by Los Angeles.

Taylor also represented Canada in three World Championships as a player including 1983 in Germany, 1985 in Prague and 1986 in Moscow. He helped Canada earn bronze medals in 1983 and 1986 while leading them to silver as team captain in 1985.

Taylor graduated from Clarkson College in 1977 and during his senior year, he led the NCAA with a record 108 points (41g, 67a) in 34 games. In the same season, Taylor was named a First Team All America selection and the ECAC Player of the Year. He remains the all time leading scorer at Clarkson University with 251 points (98g, 153a) in 116 games.

Dave and his wife Beth reside near Los Angeles with their two daughters, Jamie and Katie.


**Al MacInnis**

Senior Advisor to the General Manager

Al MacInnis was named Senior Advisor to the General Manager for the Blues on July 26, 2012 after serving as the club's Vice President of Hockey Operations since November, 2006.

He crafted a remarkable 23-year career in the National Hockey League between the St. Louis Blues and Calgary Flames that has rightfully earned him a spot among the greatest defensemen in the history of the game. On June 28, 2007, MacInnis was selected to the Hockey Hall of Fame and was officially inducted on November 12, 2007.

A native of Port Hood, Nova Scotia, he spent 10 seasons donning The Note, amassing 452 points (127 goals, 325 assists) in 613 games played. He finished his career with St. Louis ranking fourth on the Blues' all-time assists list (325), sixth on the points list (452), seventh on the games-

played list (613) and third on the shots-on-goal list (2,266). St. Louis made the playoffs each season he played with the team, reaching the Western Conference Finals in 2000-01. He led the Blues to the first ever Presidents' Trophy in franchise history in 1999-2000, posting the NHL's best regular-season record. MacInnis' number 2 sweater was retired by the Blues on April 9, 2006.

MacInnis won the 1999 James Norris Memorial Trophy as the NHL's best defenseman and the 1989 Conn Smythe Trophy while leading the Calgary Flames to the Stanley Cup Championship. A two-time Olympian for Team Canada, he captured the gold medal at the 2002 Olympic Winter Games in Salt Lake City. MacInnis was a 13-time NHL All-Star, and was named to the NHL First All-Star Team four times. He was also a seven-time winner of the hardest-shot competition at the NHL All-Star Game. MacInnis currently ranks third all-time among NHL defensemen in points (1,274), assists (934) and goals (340) and ranks 10th in games played (1,416). He also ranks 34th on the all-time NHL list in points, 15th in assists and 27th in games played.

Al and his wife Jackie have four children: Sons Carson, Ryan and Riley and daughter Lauren.



**Kevin McDonald**  
Assistant General Manager

Kevin McDonald joined the Blues organization prior to the 2001-02 season as a professional scout. He scouted professional talent for the Blues for two seasons before the organization promoted him to Director of Professional Scouting in 2003. In June 2005, he was given the added responsibilities of being the General Manager of the Blues' former American Hockey League affiliate, the Peoria Rivermen. In May, 2009, McDonald was named Assistant General Manager for the Blues.

McDonald works closely with Blues Executive Vice President and General Manager Doug Armstrong in coordinating the transfer of players and in acquiring professional hockey players. As the Director of Professional

Scouting for the Blues, McDonald oversaw the professional scouting department to ensure that the organization maintained a detailed profile of every player in both the NHL and AHL, as well as a familiarity of the best players in other professional hockey leagues.

The 2013-14 season is McDonald's 26th season working in the NHL. He began his career in professional hockey in 1988 as a member of the communications department of the New York Rangers. McDonald served in a variety of capacities in that department, including Director of Communications. Following the 1993-94 season, when the Rangers won the Stanley Cup, he moved into the Rangers' hockey operations department and worked as an assistant to Rangers General Manager Neil Smith during the lockout-shortened 1994-95 season. From 1995 to 2001, McDonald served as a professional scout for the Rangers, traveling throughout North America and Europe to evaluate professional hockey players.

A native of Lawrence, Massachusetts, McDonald holds a master's degree in sports management from the United States Sports Academy in Daphne, Alabama, and a bachelor's degree in communications from Boston College. He resides in North Andover, Massachusetts, where he lives with his wife Lauren, his two children Sean and Kayleigh and his three step-children Joseph, Jenna, and Daniel.



**Rob Dimaio**  
Director of Pro Scouting

Rob Dimaio was named the Blues' Director of Pro Scouting on August 7, 2012 after serving as a professional scout with the club since 2008.

Dimaio joined the Blues from the Dallas Stars where he served as a scout for all levels including professional, amateur and junior hockey. During his 19-year NHL career, the Calgary, Alberta native appeared in 894 games including stints with New York (Islanders and Rangers), Tampa Bay, Philadelphia, Boston, Carolina and Dallas posting 277 points (106 goals, 171 assists) to go along with 840 penalty minutes. Dimaio appeared in the postseason nine times during his career recording 16 points (seven goals, nine assists) in 62 playoff games.

In addition to his NHL career, Dimaio won the 1990 Calder Cup with the American Hockey League's Springfield Indians, posting 11 points (four goals, seven assists) in 16 postseason appearances. During his Junior career, he earned back-to-back Memorial Cup championships with the Medicine Hat Tigers (1987, 1988) including 1988, when he ranked third on the club with 91 regular season points and led the team with 31 postseason points in 14 games. In addition, he represented Canada at the 1988 World Junior Championships, helping the club defeat the Soviet Union in the tournament finals to earn its third ever Gold Medal.

Dimaio resides in Toronto, Ontario along with his wife Laura and twin daughters, Natalie and Julia.



**Bill Armstrong**  
Director of Amateur Scouting

Bill Armstrong joined the Blues in July of 2004 as an amateur scout and in August of 2010, he was named the club's Director of Amateur Scouting where he oversees the Blues' participation in the National Hockey League Entry Draft.

For six seasons (2004-2010) as an amateur scout with the Blues, Armstrong scouted players in the Quebec Major Junior Hockey League (QMJHL) and was responsible for the Blues drafting David Perron and Jake Allen. Prior to joining the Blues, Armstrong spent six seasons as a coach in the American Hockey League (AHL) and ECHL.

Armstrong began his coaching career with the AHL's Providence Bruins in 1998 as an assistant. Providence won the 1999 Calder Cup Championship and the following season they would return to the AHL's Eastern Conference Finals. Armstrong was named the head coach of Providence prior to the start of the 2000-01 season, a position he held for two seasons (2000-02). In his first season (2000-01), he led the Bruins to the best start in team history (16-4-1-2) and was named head coach of the Planet USA All-Star Team. He posted a 70-64-18-8 record in his two seasons as a head coach in Providence. Following his stint in Providence, Armstrong spent two seasons (2002-04) as the head coach of the Trenton Titans of the ECHL where he registered a 75-52-17 record.

A native of Richmond Hill, Ontario, Armstrong played four seasons in the Ontario Hockey League (OHL) and captured the Memorial Cup with the Oshawa Generals in 1990. He was selected in the third round (46th overall) by the Philadelphia Flyers in 1990. Armstrong played nine seasons in the AHL and the International Hockey League (IHL), appearing in 543 games, recording 74 points (10 goals, 64 assists) and 1,443 penalty minutes.

Bill and his wife Kristin have two children, Madison and Jamie and reside in Rhode Island.



**Tim Taylor**  
Director of Player Development

Tim Taylor was named the Blues' Director of Player Development on June 22, 2011.

Taylor joined the Blues after retiring from the National Hockey League (NHL) following the 2007-08 season from a 13-year career which included stints with Detroit, Boston, the New York Rangers and Tampa Bay where he was named the franchise's eighth captain in September of 2006.

The Stratford, Ontario native appeared in 746 regular season games during his career recording 167 points (73 goals, 94 assists) and 433 penalty minutes as well as 89 playoff games tallying 14 points (two goals, 12 assists) and serving 73

penalty minutes. Taylor is a two-time Stanley Cup Champion winning with both Detroit in 1997 and Tampa Bay in 2004.

Taylor resides in his hometown of Stratford, Ontario along with his wife Jodi and two children, Brittany, 17 and Wyatt, 14.





**Ken Hitchcock**  
Head Coach

Ken Hitchcock was named the 24th head coach in St. Louis Blues history on Nov. 7, 2011. In 2013, Hitchcock led the Blues to their second consecutive playoff appearance while becoming the 11th head coach in NHL history to reach 600 wins on April 16 against Vancouver and the 9th coach in Blues history to notch 70 wins on April 23 against Colorado. In 2011-12, Hitchcock led the Blues to their best 10-game start under a new coach in franchise history (7-1-2) and the second best season in franchise history (49-22-11, 109 pts). Hitchcock guided the club to its first Central Division title since 2000 and was named the NHL's 2012 Jack Adams award winner as the league's best coach, becoming the fourth recipient in Blues history.

He has compiled a 605-382-171 record in 1,158 regular season games with Columbus, Philadelphia, Dallas and St. Louis during his NHL coaching career. In 16 seasons behind the bench, he has led his teams to 10 Stanley Cup Playoff appearances, seven division titles (St. Louis, Central Division: 2012; Dallas, Central Division: 1996-01; Philadelphia, Atlantic Division: 2003-04) and a pair of second place finishes, while recording at least 40 wins 10 times and 100 points on nine occasions. He has also led his teams to a 72-64 record in the Stanley Cup Playoffs, including a 16-7 mark in 1998-99 when he guided the Stars to the Stanley Cup.

Hitchcock became the 13th coach in NHL history to record 500 wins on Feb. 19, 2009 at Toronto and currently stands 11th on the all-time wins list. On Mar. 15, 2012 at Carolina, he became the 14th coach in NHL history to coach in 1,100 or more games.

Hitchcock began his professional coaching career as an assistant coach with the Flyers from 1990-93 before spending two-plus seasons as the head coach of the Kalamazoo Wings/Michigan K-Wings, Dallas' International Hockey League affiliate. He took over as head coach of the Stars midway through the 1995-96 season and in 1996-97 led them to the Central Division title. That year, Dallas became just the ninth team in NHL history to go from last place to first place in one season. The club's 38-point improvement from 66 to 104 was tied for the fifth-best in league history.

Hitchcock spent parts of seven seasons in Dallas, compiling a 277-166-60 regular season record and 47-33 playoff mark. He led his teams to five Central Division titles, two President's Trophies (1997-98, 1998-99) and two Western Conference championships (1999, 2000) in addition to the 1999 Stanley Cup. He holds Stars franchise records for wins (277), playoff wins (47), playoff winning percentage (.588) and in 1998-99 led the club to franchise single season records for wins, points and highest winning percentage with a 51-19-12 mark and 114 points (.695). He was nominated for the Jack Adams Award three times (1997, 1998, 1999) and served as the Western Conference's head coach in three All-Star Games (1997, 1998, 1999).

On May 14, 2002, he was named Flyers head coach and led the club to a 131-83-40 record and a 19-18 mark in the playoffs. Philadelphia posted three-straight 100-point seasons from 2002-06, captured the Atlantic Division title in 2003-04 and advanced to the 2004 Eastern Conference Finals. On Mar. 21, 2006, Hitchcock guided the Flyers to a 2-1 win over New Jersey, becoming the fifth-fastest coach in NHL history to record 400 wins (736 games). He also served as an assistant coach for the Eastern Conference in the 2003 and 2004 All-Star Games.

Hitchcock has also represented Canada at numerous international competitions. He was named head coach of Team Canada for the 2008 World Championships and led the squad to the silver medal. He also been an associate coach for Team Canada at the 2002 and 2006 Olympic Games, winning the gold medal at the 2002 Games in Salt Lake City, and will again serve in that capacity at the 2010 Games in Vancouver. He helped Team Canada win the World Cup of Hockey Tournament in 2004 as an associate coach and was an assistant on gold medal-winning squads at the 2002 World Championships and the 1987 World Junior Championships.

Prior to joining the professional ranks, Hitchcock was one of the winningest coaches in the history of the Western Hockey League. From 1984-90, he led the Kamloops Blazers to a 291-125-15 record with his .693 winning percentage ranking second in WHL history. He was the league's Coach of the Year in 1986-87 and 1989-90 and was also named the Canadian Major Junior Coach of the Year in 1989-90 after leading Kamloops to the WHL championship and a third place finish in the Memorial Cup Tournament.

A native of Edmonton, Alberta, Hitchcock was born on December 17, 1951.



**Brad Shaw**  
Associate Coach


Brad Shaw was named an assistant coach for the Blues on July 11, 2006. He was later named Associate Coach on June 15, 2012.

Shaw joined the Blues from the New York Islanders organization where he served as an interim head coach and assistant coach. Prior to joining the Islanders, he spent three seasons (2002-2005) as the head coach for the American Hockey League's Cincinnati Mighty Ducks and posted a record of 44-31-4-1 in 2004-05.

Before Shaw joined Cincinnati, he was the head coach with the Detroit Vipers of the former International Hockey League, an assistant with the Springfield Falcons of the AHL and an assistant with the Tampa Bay Lightning in 1999-2000.

Shaw made his NHL debut in 1985-86 with the Hartford Whalers and spent 11 of the following 15 seasons as a defenseman around the league. He was sent to the Blues in a trade with Washington on March 18, 1999, where he would play in 12 games and finish his playing career. Shaw played in 377 career games with Hartford, Ottawa, Washington and St. Louis, recording 159 points (22 goals, 137 assists).

Brad was born on April 28, 1964 in Cambridge, Ontario and he and his wife, Mary, are the parents of three children, Taylore, Brady, and Caroline.



**Gary Agnew**  
Assistant Coach

Gary Agnew was named an assistant coach for the Blues on June 15, 2012.

Agnew joined the Blues from the Ontario Hockey League's (OHL) Oshawa Generals where he was named head coach on Nov. 7, 2011.

Prior to Oshawa, Agnew spent four seasons (2006-2010) with the Columbus Blue Jackets as an assistant coach to Ken Hitchcock, including a brief stint as interim head coach prior to Hitchcock's hiring in 2006.

Agnew also served as head coach of the Blue Jackets' American Hockey League affiliate (AHL), Syracuse Crunch from 2000-2006 and became the winningest coach in club history leading them to a 200-177-83 (.545) mark in 480 games



**Ray Bennett**  
Assistant Coach

Ray Bennett joined the St. Louis Blues coaching staff as an assistant on December 13, 2006. He served seven seasons as an assistant coach with the Los Angeles Kings from 1999-2006. While with the Kings, Bennett was involved in all areas of tactical and technical play while specializing in video analysis, computer assistance and statistical support.

Bennett was the manager of high performance/video for the Canadian Hockey Association and National Team and also served as their manager of coaching/initiation programs and as an assistant for Canada's National Women's Olympic Team, which earned a silver medal at the 1998 Winter Olympics.

He was also an assistant coach responsible for video for Canada's silver medal winning National Junior Team at the 1999 World Championships and the gold medal winning Canadian National Women's Team at the 1999 World Championships.

Bennett has also been head coach at Red Deer College and has worked for the Spokane Chiefs, the World Junior Hockey Championship Association, Hockey Canada, the Moose Jaw Warriors and the Alberta Amateur Hockey Association.

A graduate of the University of Alberta, Ray is a native of Innisfail, Alberta. He and his wife Karla have three children, Kale, Kassie and Max and reside in St. Louis.



**Corey Hirsch**  
Goaltending Coach

Corey Hirsch was named the goaltending coach for the Blues on June 18, 2010 and enters his fourth season with the club. He works with the goaltenders throughout the Blues organization including 2012 Jennings Trophy winners, Brian Elliott and Jaroslav Halak.

Hirsch comes from the Toronto Maple Leafs organization where he spent two seasons as their goaltending coach. Prior to joining the Maple Leafs, Hirsch was the goaltending consultant for Hockey Canada where he was a

member of the coaching staff which won gold medals at the 2007 and 2008 World Junior Championships and the 2008 Under-18 World Championships. During his playing career, he appeared in 108 NHL games for the New York Rangers, Vancouver, Washington and Dallas and was named to the NHL's All-Rookie Team in 1995-96.

Internationally, Hirsch represented Canada on numerous occasions, playing in over 100 games including the Olympics, the IIHF World Championships, three Deutschland Cups and two Spengler Cups. He was a member of Team Canada that won the silver medal at the 1994 Winter Olympics.

Corey and his wife Sheila have three children, Alexa, Hayden and Farrah and reside in Arizona.



**Nelson Ayotte**  
Strength and Conditioning Coach

Nelson Ayotte is entering his ninth season as the strength and conditioning coach for the Blues. He is recognized as one of the top sports performance training coaches in the world and is a level five of the National Canadian Coaching Program which is the highest level. Out of one million coaches, only 76 have finished the program since 1974. Ayotte has been chosen as Canadian coach of the year in 1998, Quebec coach of the year in 1998, 1999 and 2000. He also won the Canadian Military Land Forces Coach of the year in 2002. Ayotte has coached with Canadian National teams, US Olympic track and field, and worked with several professional athletes in the NHL, NFL, MLB, NBA and PGA. He has lectured on training methodology all across North and South America and also

in Europe. Ayotte is an innovator of sports training and holistic physical fitness with several supplement products and training systems to his credit. He graduated from the International Coaching School of the University of Victoria B.C and is a Master-course conductor of the National Coaching Institute of Montreal Qc.

Nelson and his wife Esther have two children, Jeremy and Nicolas and reside in St. Louis.



**Sean Ferrell**  
Video Coach

A native of St. Louis, Ferrell was named the Blues Video Coach in the summer of 2013. Ferrell brings over 15 years of coaching and player development experience including working with players at both the Amateur and Professional levels. Over the past seven years, Ferrell has specialized in skill development, crafting off-season training programs for players in the National Hockey League (NHL), American Hockey League (AHL), United States Hockey League (USHL) and North American Hockey League (NAHL). Previously, Ferrell has conducted in-season and off-season training with

Blues players as well as other locally-based NHL players dating back to 2010. Most recently, Ferrell was named Assistant Coach of the St. Charles Chill (Central Hockey League) prior to joining the Blues.

Ferrell has also held many positions within USA Hockey including, Director of Coaching Education Program – Missouri, Intern Coach at multiple Select Festival Camps, and participated in the evaluation of National Team Development Program (NTDP) candidates.

Ferrell grew up playing hockey in St. Louis where he played four years varsity at St. Louis University High School including serving as captain during his senior year. Ferrell also played two-plus seasons with the St. Louis Jr. Blues in the North American Jr. Hockey League before embarking on his professional career in coaching.

Ferrell and his wife Cindi live in Webster Groves and have four children Adam, Parker, Killian and Isabella.





Senior Vice President,  
Marketing and  
Public Relations  
**Mike Caruso**



Senior Vice President,  
Sales  
**Todd Lambert**



Senior Vice President,  
Building Operations  
and Booking  
**Jay Roberts**



Senior Vice President,  
Chief Financial Officer  
**Phil Siddle**



Senior Vice President,  
Corporate Sponsorship  
**Eric Stisser**



Vice President,  
Corporate Sponsorship  
**Bryan Lucas**



Amateur Scout  
**Mike Antonovich**



Part-Time  
Amateur Scout  
**Corey Banika**



Head Medical Trainer  
**Ray Barile**



Internist  
**Dr. Aaron Birenbaum**



Internist  
**Dr. William Birenbaum**



General Surgery  
**Dr. Michael Brunt**



Neurosurgeon  
**Dr. Ralph Dacey**



Goalie  
Development Coach  
**Ty Conklin**



Professional Scout  
**Tony Feltrin**



Amateur Scout  
**Dan Ginnell**



Equipment Manager  
**Bert Godin**



Assistant Equipment  
Manager  
**Joel Farnsworth**



Amateur Scout  
**Timo Koskela**



Oral Surgeon  
**Dr. Ken Kram**



Executive Assistant  
to the GM, St. Louis Blues  
**Donna Lembke**



Orthopedic  
Surgeon  
**Dr. Matt Matava**



Director, Hockey  
Administration  
**Ryan Miller**



Amateur Scout  
**Anders Ostberg**



Assistant  
Athletic Trainer  
**Chris Palmer**



Part-Time  
Amateur Scout  
**Michel Picard**



Part-Time  
Amateur Scout  
**Rob Ramage**



Part-Time  
Professional Scout  
**Vincent Montalbano**



Chiropractor  
**Dr. Michael Murphy**



Part-Time  
Amateur Scout  
**Blair Nicholson**



Optometrist  
**Dr. David Seibel**



Dentist  
**Dr. Ron Sherstoff**



Head of European  
Amateur Scouting  
**Jan Vopat**



Amateur Scout  
**J Niemiec**



Equipment  
Assistant  
**Chad O'Neil**



Assistant Director,  
Media Relations  
**Dan O'Neil**



Part-Time  
Amateur Scout  
**Jesse Wallin**



Massage Therapist  
**Jeff Wright**



Orthopedic  
Surgeon  
**Dr. Rick Wright**





Manager,  
Video Production  
**Andrew Abrams**



Director, Corporate  
Sponsorship  
**Deni Allen**



Manager,  
Accounting  
**Kristy Atwater**



Electrician  
**Tim Barts**



Manager, Suite Sales  
**Matt Berry**



Manager, Ticket  
Operations, POH  
**Stephanie Cordia**



Coordinator,  
Sponsorship Services  
**Doug Couch**



Receptionist  
**Marian Dale**



Coordinator,  
Special Events, POH  
**Amber Daniels**



General Manager, POH  
**Matt Dewey**



Organist  
**Jeremy Boyer**



Director, Human  
Resources  
**Val Brinker**



Director, Client  
Services and Fan  
Development  
**Matt Brown**



Graphic Designer  
**Nate Brown**



Manager,  
Accounting  
**Craig Bryant**



Manager, Payroll  
**Pam Di Rie**



Manager, Retail  
**Amy Dungan**



Manager, Public  
Relations, POH  
**Cyndee England**



Marketing/Sponsorship  
Assistant  
**Donna Ferguson**



Electrician  
**Erik Floyd**



Team Photographer  
**Mark Buckner**



Director, Game  
Entertainment/Amateur  
Hockey  
**Lamont Buford**



Public Address  
Announcer  
**Tom Calhoun**



Director, Special  
Events, POH  
**Angela Carr**



Manager, Guest  
Services  
**Kevin Casey**



Senior Director,  
Event Presentation  
**Chris Frome**




Manager,  
Premium Sales  
**Melissa Gale**



Senior Director,  
Promotions/Digital  
Strategy  
**Matt Gardner**



Manager, Front  
of House, POH  
**David Gilbert**



Director, Community  
Relations/Blues  
14 Fund  
**Randy Girsch**



Premium Sales  
Executive  
**Rob Cerulo**



Maintenance  
Technicians, POH  
**Eric Chadbourne**



Store Manager  
**Kelly Cheatham**



Electrician  
**Shawn Clark**



Manager, Guest &  
Premium Services  
**Allison Click**



Premium Sales  
Executive  
**Mark Goodwin**



Maintenance  
**David Grimes**



Premium Sales  
Executive  
**Brian Gutschwager**



Director, Booking, POH  
**Darren Hall**



Ticket Sales  
**Juanita Hall**





Finance Controller  
**Keith Hegger**



Director, Marketing,  
POH  
**Liz Hill**



Senior Director,  
Ticket Operations  
**Tere Hubert**



Electrician  
**Jeff Heuermann**



Maintenance  
**Jerome Jacobs**



Director, Retail  
**George Pavlik**



Manager, Ticket Sales  
**Jason Penning**



Director, Digital Media  
**Chris Pinkert**



Chief Electrician  
**Rick Pipkins**



Corporate Sponsorship  
Executive  
**Matt Poling**



Mascot Coordinator  
**Alex Jones**



Ticket Sales  
**Jeff Jovanovic**



Maintenance  
**Timothy Kelsheimer**



Manager, Contract and  
Event Booking  
**Cherri Kraenzle**



Director, Finance,  
POH  
**Stephen Kruse**



Manager, Vault  
**Greg Rapini**



Coordinator,  
Group Sales  
**Marlena Renner**



Coordinator, Suite 16  
and Sales  
**Stephanie Sadler**



Maintenance  
**Willie Sales**



Coordinator, Building  
Operations  
**Daniel Schmidt**



Maintenance  
**Rick Lacey**



Senior Director,  
Advertising/Event  
Marketing  
**Megan Little**



Maintenance  
**David Lewis**



Coordinator, Ticket  
Operations  
**Justin Malmberg**



Manager, Sponsorship  
Services  
**Jackie Miller**



Maintenance  
**James Schmuke**



Director, Guest  
Services and Security  
**Rob Schnettler**



Lead Maintenance  
**Scott Schram**



In-Game Host  
**Angella Sharpe**



Production Manager,  
POH  
**Adrian Silverstein**



Ticket Sales  
**Todd Morris**



Maintenance  
Technicians, Peabody  
Opera House  
**Steve Needy**



Senior Director,  
Group Sales  
**Jennifer Nevins**



Group Sales Executive  
**Matt Olinik**



Administrative  
Assistant, POH  
**Ernestine Ollie**



Manager, Retail  
**Barry Smith**



Assistant Manager,  
Ticket Operations  
**Tiffany Stampler**



Assistant Manager,  
Payroll  
**Crystal Strasburg**



Manager, Group Sales  
**Kari Takmajian**



Junior Digital Media  
and Graphic Designer  
**Amber Taylor**



Group Sales Executive  
**Tim Thurber**



Assistant Store  
Manager  
**Matt Tierney**



Manager, Accounting  
**Mike Tonjes**



Electrician  
**Reza Torgoley**



Coordinator,  
Community Relations  
**Hannah Uhlenbrock**



Database Manager  
**Mike  
VanMassenhove**



Accountant  
**Mindy Wallace**



Group Sales Executive  
**Kyle Waymon**



Director, Suite Sales  
**Nick Wierciak**



Director, Branding  
and Creative  
**Brenda Wilbur**



Electrician, Peabody  
Opera House  
**Curtis Wilburn**



Premium Sales  
Executive  
**Matt Wilson**



Manager, IT  
**Larry Womack**



Director, Alumni  
Relations  
**Terry Yake**

## Not Pictured

Ticket Sales  
**Brittany  
Bommarito**

Music Coordinator  
**Carl Middleman**

Ticket Sales  
**Debbie Nyberg**

Ticket Sales  
**Peggie O'Connor**

Ticket Sales  
**Dominique  
Robertson**

Video Producer  
**Peter Saguto**

Maintenance  
Technicians, Peabody  
Opera House  
**Zlatko Kireta**



**John Kelly**  
Television Play-by-Play

John Kelly, 52, returns for his ninth season as the television play-by-play voice of the Blues on FOX Sports Midwest.

Kelly spent nine seasons with FOX Sports Rocky Mountain, where he announced Colorado Avalanche games when the team relocated to Denver. He has called games in the NHL for 21 seasons and prior to that he called American Hockey League games on radio with the St. Catharines Saints and Adirondack Red Wings. Kelly started his NHL career as the radio voice of the New York Rangers during the 1988-89 campaign. From

1989-90 through 1991-92, the St. Louis native worked the Blues' radio and television simulcasts. Kelly moved on to the expansion Tampa Bay Lightning in 1992-93 where he spent three seasons as the play-by-play voice on the radio and television simulcasts and then headed west to Colorado for the Avalanche's first season in 1995-96. During the 1997-98 NHL season, he announced play-by-play for the Fox national broadcasts. He also broadcasted NHL playoff games during the 2005-06 season.

Kelly's past also includes broadcasting experience in baseball, basketball and soccer. While in Florida, he announced games for the Orlando Predators of the Arena Football League. He spent the summer months from 1993 to 1996 as the hockey play-by-play announcer at the annual U.S. Olympic Festival.

No stranger to the profession, Kelly comes from a family with a rich background in hockey announcing. His father, Dan Kelly, was the radio and television voice of the Blues for 21 years and was inducted into the Hockey Hall of Fame in 1989. John's younger brother, Dan Jr., called games on radio for the Blues from 1997-2000. His uncle, Hal, also was a hockey broadcaster, working with several NHL teams when hockey began airing on television.

John, born in Canada, is a graduate of Southern Illinois University – Edwardsville with a degree in communications. He and his wife Jennifer, a St. Louis native, have three children, Patrick, Megan and Grace.





**Darren Pang**  
Television Color Analyst

Darren Pang, one of the premier announcers in hockey, is in his fifth season with FOX Sports Midwest as the analyst on St. Louis Blues telecasts. Pang works alongside John Kelly in the television booth, forming one of the most accomplished broadcast teams in the NHL. He also provides national coverage for NBC/NBCSN, TSN and NHL Network when not broadcasting games for the Blues on FS Midwest.

Pang, 48, came to FOX Sports Midwest after four seasons as the Phoenix Coyotes' TV analyst. Prior to the Coyotes, Pang spent 12 years covering hockey for ESPN, ESPN2 and ABC. In addition, Pang worked as an ice level reporter for the men's hockey coverage in Nagano, Japan during the 1998 Winter Olympics on CBS, NBC's coverage of the 2002 Winter Games and as a studio analyst at the 2010 Olympics in Vancouver with TSN/CTV. He has also worked all five of NBC's Winter Classics as an analyst.

The Meaford, Ontario native played three NHL seasons, all with the Blackhawks, from 1984-85 to 1988-89. He played in a total of 81 games, compiling a 27-35-7 record and 4.05 GAA. In 1987-88, he was named to the NHL All-Rookie Team and finished third in the race for the Calder Trophy. In addition to his playing career, Pang served as the goaltending coach for the University of Notre Dame from 1996-99, working alongside head coach Dave Poulin.

Pang and his wife Lynn reside in University City while their two children, Tyler and Sammy, are students at The University of Missouri-Columbia.



**Bernie Federko**  
Television Analyst

Bernie Federko, 56, returns to FOX Sports Midwest for his 13th season and fifth in his role as an ice-level analyst between the benches for home games and co-host of FOX Sports Midwest's Blues Live pre-game and post-game shows. Prior to broadcasting for television, he spent four years as an analyst on the Blues' radio broadcast.

Federko, a 14-year NHL veteran played for the Blues for 13 seasons (1976-1989). He holds club records for games played (927), assists (721) and points (1,073) with the Blues. Bernie retired from hockey after the

1989-90 season and was officially inducted into the Hockey Hall of Fame on November 4, 2002. His #24 sweater was retired on March 16, 1991 by the Blues and hangs from the ceiling at Scottrade Center.

Bernie and his wife Bernadette have three sons, Jordan, Dustin and Drew. The Federko's reside in St. Louis.



**Jim Hayes**  
Television Host and Reporter

Jim Hayes serves as a host and reporter for FOX Sports Midwest, covering the St. Louis Blues and St. Louis Cardinals for the network's pre-game and post-game shows and live game coverage. He also contributes to the network's coverage of the St. Louis Rams and local college and high school sports.

Hayes came to FOX Sports Midwest in 2000 as a reporter for the Midwest Sports Report and began covering St. Louis-area sports in 2001. He previously worked for WPHL—WB17 in Philadelphia where he was a sports anchor and reporter for two years at WPHL, covering hard sports news throughout the region and shined in featuring the 'lighter side' of sports.

Hayes is a 1984 graduate of the State University College at Geneseo, N.Y. He has been nominated for regional Cable Ace and regional Emmy awards.



**Pat Parris**  
Television Host

Pat Parris serves as the primary host of FOX Sports Midwest's St. Louis Blues and St. Louis Cardinals pre-game and post-game shows.

Parris first joined FOX Sports Midwest in 2001 as an anchor for the Midwest Sports Report. Before joining FOX Sports Midwest, Parris was the sports anchor for WTKR-TV in Norfolk, Va. Previously, he spent four years as a sports anchor at WTAE-TV in Pittsburgh.

Parris, a 1987 graduate of Drake University, also has worked as a television sports reporter at KTXH-TV in Houston, KCCI-TV in Des Moines and KGUN-TV in Tucson, Ariz.



**Chris Kerber**  
Radio Play-by-Play

Chris Kerber, 41, returns for his 13th season as the Blues radio play-by-play on the Blues' radio network.

In addition to broadcasting Blues games, he also called four St. Louis Cardinals baseball games during the 2006 season.

Prior to joining the Blues, Kerber spent four seasons calling the action for the Springfield (Ma.) Falcons in the American Hockey League. In addition to his play-by-play and host duties for the Falcons, he acted as the team's director of media relations from 1996 to 1999 and was promoted to director of marketing and communications for the 1999-2000 season.

A 1994 graduate of Miami University in Oxford, Ohio, Kerber did play-by-play for the men's hockey team on WMSR, the student radio station. After graduating with a B.S. degree in Marketing, Kerber handled the play-by-play and PR duties for two seasons for the Birmingham (Al.) Bulls of the East Coast Hockey League before joining Springfield.

In addition to calling all the regular season and post-season games, Kerber will continue to host a pre-game show, post-game programs, coaches and players shows as well as fan activities to help promote Blues hockey.

Chris and his wife Kristie reside in St. Louis and have three daughters.



**Kelly Chase**  
Radio Color Analyst

Kelly Chase, 45, will be entering his 13th season as analyst for the Blues radio broadcasts. Chase brings an interesting mix of insight and analysis to the booth along with fellow broadcaster Chris Kerber.

He leaves behind a 12-year NHL career, which included eight years as a member of the Blues. Chase officially retired from the NHL on July 28, 2000. He finished his career with 458 games played, 17 goals, 36 assists and 53 career points. Chase ranks second on the Blues' all-time penalty minute list with 1,497 minutes and finished his career with 2,017 total penalty minutes.

In 1998 Chase received the King Clancy award from the NHL, which is given to the player who has made a noteworthy humanitarian contribution to his community. In 1993 he established the Gateway Locomotives, which teaches the sport of hockey to handicapped individuals. Chase was also a part owner of the three-time (2007, 2008, 2009) National Champion St. Louis Bandits of the North American Hockey League.

Kelly and his wife Raelynn have three sons, Will, Ben, and Luke.



**Bob Plager**  
Community Relations and KMOX Radio

Bob Plager joined the St. Louis Blues in their inaugural season in 1967-68 as a player and has served various capacities within the organization. He currently works in the Blues' community relations department and also is an analyst on KMOX during Blues home games and on post-game shows.

Plager became the 16th Head Coach in Blues history on May 1, 1992. Plager also served as the Head Coach for the Rivermen during the 1990-91 season, leading the club to a 58-19-5 record and captured the Turner Cup as the champion of the International Hockey League. During that season, the Rivermen broke 40-plus IHL records and Plager was voted by his peers as the Coach of the Year.

Plager has also served the franchise as Director of Professional Scouting, Vice President and Director of Player Development, a Special Assistant to the General Manager, Assistant to the Director of Hockey Operations, Head Coach for Salt Lake City of the Central Hockey League and was a scout for the Blues handling special assignments.

After the 1977-78 season, Plager retired after playing 14 seasons in the National Hockey League. He was a fierce competitor known best for knocking opponents to the ice with his famous hip check. Plager made his NHL debut with the New York Rangers during the 1964-65 season and was traded to St. Louis on June 6, 1967. Plager currently ranks fifth all-time on the Blues with 615 games played and ranks eighth with 762 penalty minutes. In his 14 year NHL career, he played in 644 games, registered 146 points (20g, 126a) and tallied 800 penalty minutes.

Bob resides in St. Louis and has two children, Melissa and Bobby and two grandchildren, Jacob Plager Briggs and Katie.

## FOLLOW THE BLUES ON SOCIAL NETWORKS

This page features only official, verified Social Media pages for players, broadcasters and entities associated with the St. Louis Blues. NOTE: Players, coaches and broadcasters handle their own social media sites. Content on these sites does not necessarily reflect the opinions of the St. Louis Blues.

### Official Accounts



**St. Louis Blues**  
Twitter: @StLouisBlues  
Facebook: St. Louis Blues Hockey Club  
Google +: St. Louis Blues  
YouTube: St. Louis Blues Hockey Club  
Instagram: stlouisblues  
Pinterest: St. Louis Blues



**Scottrade Center**  
Twitter: @ScottradeCenter  
Facebook: Scottrade Center  
foursquare: Scottrade Center



**True Blues Team Store**  
Facebook: True Blues Authentic Team Store



**Blues Youth Hockey**  
Twitter: @STLBUH  
Facebook: St. Louis Blues Youth Hockey



**Louie**  
Twitter: @LouieSTLBlues  
Facebook: Louie - St. Louis Blues Mascot  
YouTube: LouieSTLBlues



**Blues Alumni**  
Twitter: @bluesalumni

### Players and Coaches

**David Backes**  
Twitter: @dbackes42

**T.J. Oshie**  
Twitter: @OSH74  
Facebook: T.J. Oshie

**Magnus Paajarvi**  
Twitter: @mps\_91

**Alexander Steen**  
Twitter: @Steen20

**Chris Stewart**  
Twitter: @CstewSTL25

**Brian Elliott**  
Twitter: @KidEllis1

**Patrik Berglund**  
Twitter: @bulish21

**Derek Roy**  
Twitter: @Roy9ner

**Kevin Shattenkirk**  
Twitter: @shattdeuces

**Vladimir Tarasenko**  
Twitter: @@tara9191

**Alex Pietrangolo**  
Twitter: @apetro\_27

**Jake Allen**  
Twitter: @34jallen

**Ian Cole**  
Twitter: @ICole23

**Chris Porter**  
Twitter: @32porterhouse

**Adam Cracknell**  
Twitter: @ACracknell79

**Dmitrij Jaskin**  
Twitter: @DmitrijJaskin

**Al MacInnis**  
Twitter: @AMacInnis2

**Corey Hirsch**  
Twitter: @CoreyHirsch

### Broadcasters and Team Personnel

**Chris Kerber**  
Twitter: @chriskerber

**Kelly Chase**  
Twitter: @Chasenpucks39

**John Kelly**  
Twitter: @Jkellyhockey

**Darren Pang**  
Twitter: @Panger40

**Dan O'Neill (PR)**  
Twitter: @doneill8

**Chris Pinkert**  
Twitter: @BlueNoteInsider



## 34 JAKE ALLEN GOALTENDER

**2012-13:** Made his NHL debut on Feb. 5, 2013 vs. Nashville... Made his first NHL start on Feb. 13 at Detroit and became the third goalie in NHL history to win his first NHL start in Detroit (Damian Rhodes, 91' and Rastislav Stana, 04')... Among rookie goalies, led the NHL in wins (9) and GAA (2.46) while ranking 2nd in sv% (.905)... Posted a 13-19-2 record with Peoria (AHL) including a .904 sv% and a 2.89 GAA... Became the first Blues rookie goalie to record at least nine wins since Curtis Joseph in 1989-90... .692% win percentage was the best ever for a Blues rookie goalie with at least 10 games played... Etched a career best five-game winning streak from Mar. 7 to Mar. 16... Earned his first career shutout on Mar. 14 vs. Phoenix (28 saves)... Made a 39 saves on Mar. 12 vs. SIS, a season high for a Blues goaltender.

**MINOR CAREER: 2011-12:** Posted a 13-20-2 record, 2.93 goals against average and .915 save percentage in 38 games with Peoria. **2010-11:** Dressed in 47 games for the AHL's Peoria Rivermen posting a 25-19-3 record to go along with six shutouts, a 2.52 goals against average and a .917 save percentage... Named the AHL's Goaltender of the Month for November posting a 6-1-0 record, 1.35 goals against average, a .959 save percentage and three shutouts for the month.

**JUNIOR CAREER: 2007-08:** Dressed in 30 games for the QMJHL's St. John's Fog Devils posting a 9-12-0 mark including two shutouts, a 3.14 goals against average and a .901 save percentage. **2008-09:** Appeared in 53 games for the QMJHL's Montreal Juniors posting a 28-25-0 record including three shutouts, a 2.86 goals against average and a .916 save percentage. **2009-10:** Split season between the Montreal Juniors and the Drummondville Voltigeurs posting an 11-11-0 mark with the Juniors and a 18-3-0 record with the Voltigeurs... totaled five shutouts for the season.

**INTERNATIONAL CAREER: 2007-08:** Dressed in seven games for Canada at the World Junior Championships posting a 6-1-0 record including two shutouts while being named tournament MVP and helping Canada earn the Gold Medal. **2009-10:** Helped Canada earn the Silver Medal at the World Juniors posting a 4-0-0 record and two shutouts in five appearances.

**TRANSACTIONS:** Drafted by St. Louis in the second round, 34th overall, on June 21, 2008

**HEIGHT:** 6-2 **WEIGHT:** 203  
**CATCHES:** Left  
**BORN:** 8-7-90  
**BIRTHPLACE:** Fredericton, New Brunswick

### CAREER HIGHLIGHTS:

**LONGEST WIN STREAK:** 5 – Mar. 7, 2013 – Mar. 16, 2013  
**LONGEST TEAM POINT STREAK:** 5 – (5-0-0) Mar. 7, 2013 – Mar. 16, 2013  
**LONGEST SHUTOUT SEQUENCE:** 86-18 – Mar. 12, 2013 – Mar. 16, 2013  
**MOST SHOTS FACED, GAME:** 41 – Mar. 12, 2013 vs. San Jose  
**FIRST NHL GAME:** Feb. 5, 2013 vs. Nashville  
**FIRST NHL WIN:** Feb. 13, 2013 at Detroit  
**FIRST NHL SHUTOUT:** Mar. 14, 2013 vs. Phoenix  
**FIRST GAME AS A BLUE:** Feb. 5, 2013 vs. Nashville  
**FIRST WIN AS A BLUE:** Feb. 13, 2013 at Detroit  
**FIRST SHUTOUT AS A BLUE:** Mar. 14, 2013 vs. Phoenix

	VS NHL																									
	PRIOR SEASONS								2012-2013 REGULAR SEASON								CAREER									
	GP	W	L	T-OT	SO	GA	GAA	SV%	GP	W	L	T-OT	SO	GA	GAA	SV%	GP	W	L	T-OT	SO	GA	GAA	SV%		
Anaheim	0	0	0	0	0	0	0.00	0.000	1	1	0	0	0	1	0.98	0.964	1	1	0	0	0	1	0.98	0.964		
Boston	0	0	0	0	0	0	0.00	0.000	0	0	0	0	0	0	0.00	0.000	0	0	0	0	0	0	0.00	0.000		
Buffalo	0	0	0	0	0	0	0.00	0.000	0	0	0	0	0	0	0.00	0.000	0	0	0	0	0	0	0.00	0.000		
Calgary	0	0	0	0	0	0	0.00	0.000	1	1	0	0	0	2	2.00	0.938	1	1	0	0	0	2	2.00	0.938		
Carolina	0	0	0	0	0	0	0.00	0.000	0	0	0	0	0	0	0.00	0.000	0	0	0	0	0	0	0.00	0.000		
Chicago	0	0	0	0	0	0	0.00	0.000	0	0	0	0	0	0	0.00	0.000	0	0	0	0	0	0	0.00	0.000		
Colorado	0	0	0	0	0	0	0.00	0.000	1	0	0	0	0	1	2.61	0.917	1	0	0	0	0	1	2.61	0.917		
Columbus	0	0	0	0	0	0	0.00	0.000	2	1	1	0	0	5	2.50	0.891	2	1	1	0	0	5	2.50	0.891		
Dallas	0	0	0	0	0	0	0.00	0.000	0	0	0	0	0	0	0.00	0.000	0	0	0	0	0	0	0.00	0.000		
Detroit	0	0	0	0	0	0	0.00	0.000	1	1	0	0	0	3	2.95	0.833	1	1	0	0	0	3	2.95	0.833		
Edmonton	0	0	0	0	0	0	0.00	0.000	1	0	1	0	0	3	7.20	0.571	1	0	1	0	0	3	7.20	0.571		
Florida	0	0	0	0	0	0	0.00	0.000	0	0	0	0	0	0	0.00	0.000	0	0	0	0	0	0	0.00	0.000		
Los Angeles	0	0	0	0	0	0	0.00	0.000	0	0	0	0	0	0	0.00	0.000	0	0	0	0	0	0	0.00	0.000		
Minnesota	0	0	0	0	0	0	0.00	0.000	0	0	0	0	0	0	0.00	0.000	0	0	0	0	0	0	0.00	0.000		
Montreal	0	0	0	0	0	0	0.00	0.000	0	0	0	0	0	0	0.00	0.000	0	0	0	0	0	0	0.00	0.000		
Nashville	0	0	0	0	0	0	0.00	0.000	1	0	0	0	0	2	3.87	0.750	1	0	0	0	0	2	3.87	0.750		
New Jersey	0	0	0	0	0	0	0.00	0.000	0	0	0	0	0	0	0.00	0.000	0	0	0	0	0	0	0.00	0.000		
NY Islanders	0	0	0	0	0	0	0.00	0.000	0	0	0	0	0	0	0.00	0.000	0	0	0	0	0	0	0.00	0.000		
NY Rangers	0	0	0	0	0	0	0.00	0.000	0	0	0	0	0	0	0.00	0.000	0	0	0	0	0	0	0.00	0.000		
Ottawa	0	0	0	0	0	0	0.00	0.000	0	0	0	0	0	0	0.00	0.000	0	0	0	0	0	0	0.00	0.000		
Philadelphia	0	0	0	0	0	0	0.00	0.000	0	0	0	0	0	0	0.00	0.000	0	0	0	0	0	0	0.00	0.000		
Phoenix	0	0	0	0	0	0	0.00	0.000	2	2	0	0	0	1	3	1.50	0.944	2	2	0	0	0	1	3	1.50	0.944
Pittsburgh	0	0	0	0	0	0	0.00	0.000	0	0	0	0	0	0	0.00	0.000	0	0	0	0	0	0	0.00	0.000		
San Jose	0	0	0	0	0	0	0.00	0.000	3	2	1	0	0	7	2.35	0.923	3	2	1	0	0	7	2.35	0.923		
St. Louis	0	0	0	0	0	0	0.00	0.000	0	0	0	0	0	0	0.00	0.000	0	0	0	0	0	0	0.00	0.000		
Tampa Bay	0	0	0	0	0	0	0.00	0.000	0	0	0	0	0	0	0.00	0.000	0	0	0	0	0	0	0.00	0.000		
Toronto	0	0	0	0	0	0	0.00	0.000	0	0	0	0	0	0	0.00	0.000	0	0	0	0	0	0	0.00	0.000		
Vancouver	0	0	0	0	0	0	0.00	0.000	2	1	1	0	0	6	2.90	0.880	2	1	1	0	0	6	2.90	0.880		
Washington	0	0	0	0	0	0	0.00	0.000	0	0	0	0	0	0	0.00	0.000	0	0	0	0	0	0	0.00	0.000		
Winnipeg	0	0	0	0	0	0	0.00	0.000	0	0	0	0	0	0	0.00	0.000	0	0	0	0	0	0	0.00	0.000		
NHL Totals	0	0	0	0	0	0	0.00	0.000	15	9	4	0	1	33	2.46	0.905	15	9	4	0	1	33	2.46	0.905		

### CAREER RECORD

REGULAR SEASON											PLAYOFFS						
Season	Club	League	GP	W	L	OTL	MIN	GA	SO	AVG	GP	W	L	MIN	GA	SO	AVG
2007-08	St. John's	QMJHL	70	9	8	4	1507	76	2	3.03	6	2	1	128	8	0	3.74
2008-09	Montreal	QMJHL	53	28	25	0	3023	144	3	2.86	10	4	6	585	35	1	3.59
2009-10	Montreal	QMJHL	27	11	11	0	1241	55	1	2.66	--	--	--	--	--	--	--
	Drummondville	QMJHL	24	18	3	0	1271	37	3	1.75	14	9	5	840	34	1	2.43
2010-11	Peoria	AHL	47	25	19	3	2805	118	6	2.52	3	0	3	189	12	0	3.8
2011-12	St. Louis	NHL	1	0	0	0	1	0	0	0	0	0	0	0	0	0	0
	Peoria	AHL	38	13	20	2	2148	105	1	2.93	--	--	--	--	--	--	--
2012-13	St. Louis	NHL	15	9	4	0	804	33	1	2.46	--	--	--	--	--	--	--
NHL TOTALS			15	9	4	0	804	33	1	2.46	0	0	0	0	0	0	0
ST. LOUIS TOTALS			15	9	4	0	804	33	1	2.46	0	0	0	0	0	0	0





# 10

## KEITH AUCOIN

### CENTER

**2012-13:** Ranked 3rd on the AHL's Toronto Marlies with 37 points including 10 goals and 27 assists... Appeared in 41 games with the New York Islanders posting 12 points including six goals and six assists... Ranked 8th on the Islanders with a 48.6 faceoff win percentage. **Playoffs:** Dressed in all six games for the Islanders tying for the club lead with three assists (single season playoff career high) and serving 10 penalty minutes.

**CAREER:** **2011-12:** Played 27 games for Washington collecting 11 points (3 goals, 8 assists). Played 43 games for Hershey (AHL) collecting 70 points (11 goals, 59 assists) with 34 penalty minutes. **Playoffs:** Played 1st 14 NHL playoff games for Washington collecting 2 assists with 2 penalty minutes. **2010-11:** Played 1 game for Washington. **2009-10:** Played 9 games for Washington collecting 5 points (1 goal, 4 assists). **2008-09:** Played 12 games for Washington collecting 6 points (2 goals, 4 assists) with 4 penalty minutes. **2007-08:** Played 38 games for Carolina collecting 13 points (5 goals, 8 assists) with 10 penalty minutes. Established NHL career highs for goals, assists (tie), points and penalty minutes. Scored 1st NHL goal Jan. 10 vs. New Jersey (Martin Brodeur). **2006-07:** Played 8 games for Carolina collecting 1 assist. **2005-06:** Played 7 games for Carolina collecting 1 assist with 4 penalty minutes.

**MINOR CAREER:** **2011-12:** Ranked 2nd on Hershey in assists and points despite playing only 43 games. Named to the 2011-12 AHL First All-Star Team. Established a record for AHL centres with sixth AHL All-Star Team selection (Second All-Star Team 2006, '07, '11; First All-Star Team 2009, '10, '12). **2010-11:** Played 53 games for Hershey collecting 72 points (18 goals, 54 assists) with 49 penalty minutes. Ranked 1st on Hershey in assists and points. Ranked 3rd in AHL assists. Named to the AHL Second All-Star Team. Played 6 playoff games for Hershey collecting 8 points (2 goals, 6 assists) with 2 penalty minutes. **2009-10:** Played 72 games for Hershey collecting 106 points (35 goals, 71 assists) with 49 penalty minutes. Ranked 1st in AHL in assists and points. Won the AHL's John B. Sollenberger Trophy as the AHL's Leading Scorer. Won the AHL's Les Cunningham Award as the AHL's Most Valuable Player. Played 21 playoff games for Hershey collecting 25 points (2 goals, 23 assists) with 2 penalty minutes. Ranked 1st in AHL playoff assists. Ranked 1st on Hershey in playoff assists and 3rd in playoff points. Won the AHL's Calder Cup for 2nd time with Hershey. **2008-09:** Played 70 games for Hershey collecting 96 points (25 goals, 71 assists) with 73 penalty minutes. Ranked 1st in AHL assists and 2nd in points. Ranked 1st on Hershey in assists and 2nd in points. Played 21 playoff games for Hershey collecting 23 points (5 goals, 18 assists) with 16 penalty minutes. Ranked 1st in AHL playoff assists. Ranked 1st on Hershey in playoff assists and 2nd in points. Won the AHL's Calder Cup for the 1st time with Hershey. **2007-08:** Played 38 games for Albany (AHL) collecting 45 points (8 goals, 37 assists) with 38 penalty minutes. Ranked 1st on Albany in assists and 3rd (tie) in points. **2006-07:** Played 65 games for Albany collecting 99 points (27 goals, 72 assists) with 108 penalty minutes. Ranked 1st on Albany in assists, points and plus/minus (+13). Ranked 2nd on Albany in goals. Played 5 playoff games for Albany collecting 4 points (1 goal, 3 assists) with 7 penalty minutes. **2005-06:** Played 72 games for Lowell (AHL) collecting 85 points (29 goals, 56 assists) with 68 penalty minutes. Ranked 1st on Lowell in goals, assists and points. **2004-05:** Played 72 games for Providence (AHL) collecting 66 points (21 goals, 45 assists) with 49 penalty minutes. Ranked 1st on Providence in assists, and 3rd (tie) in goals and 3rd in points. Played 5 games for Memphis (CHL) collecting 9 points (4 goals, 5 assists) with 10 penalty minutes. Played 17 playoff games for Providence collecting 18 points (4 goals, 14 assists) with 18 penalty minutes. Ranked 1st (tie) in AHL playoff assists. Ranked 1st (tie) on Providence in playoff assists and 2nd in points. **2003-04:** Played 80 games for Cincinnati (AHL) collecting 48 points (18 goals, 30 assists) with 64 penalty minutes. Played 9 playoff games for Cincinnati collecting 3 assists with 4 penalty minutes. Ranked 2nd on Cincinnati in goals and points, and 3rd in assists. **2002-03:** Played 78 games for Providence collecting 74 points (25 goals, 49 assists) with 71 penalty minutes. Ranked 1st on Providence in assists and points. Played 4 playoff games for Providence collecting 1 assist with 6 penalty minutes. **2001-02:** In 1st professional season played 30 games for Lowell

**HEIGHT:** 5-9 **WEIGHT:** 167  
**SHOOTS:** Right  
**BORN:** 11-6-78  
**BIRTHPLACE:** Waltham, Massachusetts

collecting 16 points (6 goals, 10 assists) with 8 penalty minutes. Played 1 game for Florida (ECHL) collecting 2 assists. Played 44 games for B.C. (UHL) collecting 58 points (23 goals, 35 assists) with 42 penalty minutes. Ranked 1st on B.C. in assists and points. Played 10 playoff games for B.C. collecting 8 points (3 goals, 5 assists) with 4 penalty minutes.

**COLLEGE CAREER:** **1997-2001:** Played 4 seasons for Norwich University (ECAC-3). In 147 career games with Norwich collected 238 points (114 goals, 124 assists). Named to ECAC-3 First All-Star Team in 2000 & 2001. Named ECAC-3 Player of the Year (2000 & 2001).

**TRANSACTIONS:** July 5, 2013 – Signed by the Blues as a free agent.

#### CAREER HIGHLIGHTS:

**MOST GOALS, GAME:** 2 – Jan. 25, 2013 at Boston  
**MOST ASSISTS, GAME:** 3 – Mar. 13, 2012 at New York Islanders  
**MOST POINTS, GAME:** 3 – Mar. 13, 2012 at New York Islanders  
**MOST PIM, GAME:** 2 – 11 Times, Last, Mar. 21, 2013 vs. Montreal  
**MOST SHOTS, GAME:** 6 – Mar. 5, 2008 at Atlanta  
**CAREER PENALTY SHOTS:** None  
**FIRST NHL GAME:** Jan. 23, 2006 vs. Montreal  
**FIRST NHL GOAL:** Jan. 10, 2008 vs. New Jersey

#### LONGEST PERSONAL STREAKS:

Goals: 2 (2X) 1/24/2013-1/25/2013 (3G)  
 Assists: 2 (5X) 3/26/2013-3/28/2013 (2A)  
 Points: 3 (4X) 1/21/2013-1/25/2013 (3G, 1A)  
 Games Played: 36 3/6/2012-2/24/2013

#### VS NHL

	PRIOR SEASONS					2012-2013 REGULAR SEASON					CAREER				
	GP	G	A	P	PIM	GP	G	A	P	PIM	GP	G	A	P	PIM
Anaheim	0	0	0	0	0	0	0	0	0	0	0	0	0	0	0
Boston	6	0	0	0	0	2	2	0	2	0	8	2	0	2	0
Buffalo	7	1	1	2	2	3	1	0	1	0	10	2	1	3	2
Calgary	0	0	0	0	0	0	0	0	0	0	0	0	0	0	0
Carolina	3	0	1	1	0	3	0	0	0	0	6	0	1	1	0
Chicago	2	0	1	1	0	0	0	0	0	0	2	0	1	1	0
Colorado	1	1	1	2	0	0	0	0	0	0	1	1	1	2	0
Columbus	1	0	0	0	0	0	0	0	0	0	1	0	0	0	0
Dallas	0	0	0	0	0	0	0	0	0	0	0	0	0	0	0
Detroit	1	1	0	1	0	0	0	0	0	0	1	1	0	1	0
Edmonton	0	0	0	0	0	0	0	0	0	0	0	0	0	0	0
Florida	11	0	1	1	0	3	0	1	1	0	14	0	2	2	0
Los Angeles	0	0	0	0	0	0	0	0	0	0	0	0	0	0	0
Minnesota	2	0	1	1	0	0	0	0	0	0	2	0	1	1	0
Montreal	6	0	2	2	2	2	0	0	0	2	8	0	2	2	4
Nashville	2	0	0	0	0	0	0	0	0	0	2	0	0	0	0
New Jersey	5	2	1	3	4	5	1	1	2	0	10	3	2	5	4
NY Islanders	8	2	4	6	0	0	0	0	0	0	8	2	4	6	0
NY Rangers	3	0	1	1	0	3	0	0	0	0	6	0	1	1	0
Ottawa	2	0	0	0	0	2	1	0	1	0	4	1	0	1	0
Philadelphia	3	0	1	1	0	4	0	2	2	0	7	0	3	3	0
Phoenix	0	0	0	0	0	0	0	0	0	0	0	0	0	0	0
Pittsburgh	1	0	0	0	0	4	0	0	0	0	5	0	0	0	0
San Jose	1	0	0	0	0	0	0	0	0	0	1	0	0	0	0
St. Louis	1	0	0	0	0	0	0	0	0	0	1	0	0	0	0
Tampa Bay	11	1	3	4	2	3	0	1	1	0	14	1	4	5	2
Toronto	4	1	1	2	0	2	1	0	1	2	6	2	1	3	2
Vancouver	1	0	0	0	0	0	0	0	0	0	1	0	0	0	0
Washington	6	0	0	0	0	2	0	1	1	0	8	0	1	1	0
Winnipeg	14	2	7	9	8	3	0	0	0	0	17	2	7	9	8
<b>NHL Totals</b>	<b>102</b>	<b>11</b>	<b>26</b>	<b>37</b>	<b>18</b>	<b>41</b>	<b>6</b>	<b>6</b>	<b>12</b>	<b>4</b>	<b>143</b>	<b>17</b>	<b>32</b>	<b>49</b>	<b>22</b>

#### CAREER RECORD

Season	Club	League	REGULAR SEASON					PLAYOFFS				
			GP	G	A	PTS	PIM	GP	G	A	PTS	PIM
1997-98	Norwich	ECAC-E	--	19	14	33	0	--	--	--	--	--
1998-99	Norwich	ECAC-E	31	33	39	72	0	--	--	--	--	--
1999-00	Norwich	ECAC-E	31	36	41	77	14	--	--	--	--	--
2000-01	Norwich	ECAC-E	28	26	30	56	26	--	--	--	--	--
2001-02	B.C.	UHL	44	23	35	58	42	10	3	5	8	4
2001-02	Lowell	AHL	30	6	10	16	8	--	--	--	--	--
2001-02	Florida	ECHL	1	0	2	2	0	--	--	--	--	--
2002-03	Providence	AHL	78	25	49	74	71	4	0	1	1	6
2003-04	Cincinnati	AHL	80	18	30	48	64	9	0	3	3	4
2004-05	Memphis	CHL	5	4	5	9	10	--	--	--	--	--
2004-05	Providence	AHL	72	21	45	66	49	17	4	14	18	18
2005-06	Lowell	AHL	72	29	56	85	68	--	--	--	--	--
2005-06	Carolina	NHL	7	0	1	1	4	--	--	--	--	--
2006-07	Albany	AHL	65	27	72	99	108	5	1	3	47	--
2006-07	Carolina	NHL	8	0	1	1	0	--	--	--	--	--
2007-08	Albany	AHL	38	8	37	45	38	--	--	--	--	--
2007-08	Carolina	NHL	38	5	8	13	10	--	--	--	--	--
2008-09	Hershey	AHL	70	25	71	96	73	21	5	18	23	16
2008-09	Washington	NHL	12	2	4	6	4	--	--	--	--	--
2009-10	Hershey	AHL	72	35	71	106	49	21	2	23	25	2
2009-10	Washington	NHL	9	1	4	5	0	--	--	--	--	--
2010-11	Hershey	AHL	53	18	54	72	49	6	2	6	8	2
2010-11	Washington	NHL	1	0	0	0	0	--	--	--	--	--
2011-12	Washington	NHL	27	3	8	11	0	14	0	2	2	2
2011-12	Hershey	AHL	43	11	59	70	34	--	--	--	--	--
2012-13	Toronto	AHL	34	10	27	37	40	--	--	--	--	--
2012-13	New York Islanders	NHL	41	6	6	12	4	6	0	3	3	10
<b>NHL TOTALS</b>			<b>143</b>	<b>17</b>	<b>32</b>	<b>49</b>	<b>22</b>	<b>20</b>	<b>0</b>	<b>5</b>	<b>5</b>	<b>12</b>



## 42 DAVID BACKES CENTER

**2012-13:** Led the Blues with 22 assists while ranking 2nd with 28 points and tied for first among forwards with a +5 rating. ... Led the Blues and ranked 7th overall with 158 hits, he was one of three players (Dustin Brown and Ryan Callahan) with at least 150 hits and 25 points. ... Recorded 100 shots for the year ranking 2nd on the club. ... Ranked 3rd on the club with a career best 52.3% faceoff win percentage. ... Posted three different three game point streaks, most recently from Apr. 1 to Apr. 5 (2g, 1a). ... Logged six multi-point games for the season. ... One of seven Blues to appear in all 48 games this season. ... Recorded his 300th career point on Apr. 27 vs. CHI. ... Finished the year with 494 career games played as a Blue tying Pavel Demitro for 14th in club history **Playoffs:** Tied for the club lead with three points (1g, 2a) in six games while leading the team with 19 shots and ranking second among forwards in ice time per game (20:32)

**CAREER: 2011-12:** Led the Blues in goals (24), power play goals (8 -- career high) and shots (234 -- career high) ... tied for the team lead in points (54), ranked 4th in assists (30), 3rd in penalty minutes (101), tied for 2nd in game-winning goals (4 -- career high) and tied for 5th in +/- (+15). ... Led Blues' forwards in time on ice per game (19:59), ranked 3rd in shorthanded TOI/G (1:47) and 5th in power play TOI/G (2:24). ... Recorded over 200 hits for the fifth consecutive season, one of two NHL players (Dustin Brown) with that distinction. ... One of three players in 2011-12 with over 225 hits at 20 goals (Brown, Ryan Callahan). ... Recorded 12 multi-point games including tying a career high with four points on Jan. 21 vs. Buffalo. ... One of two Blues (Patrik Berglund) with a pair of shorthanded goals. ... One of two Blues (Patrik Berglund) to appear in all 82 games. ... Set a career high with 21 penalty minutes on Jan. 14 vs. Minnesota. ... Played in his 400th career game on Dec. 27 at Detroit. ... Served his 600th career penalty minutes on Apr. 7 at Dallas. **Playoffs:** Ranked 5th on the club with four points including two goals and two assists to go along with 18 penalty minutes in nine games. **2010-11:** Led the club in points (62), goals (31), plus/minus (+32), hits (213) while ranking second in assists (31), shots (211) and ice time per game among forwards (19:42) as well as third in penalty minutes (93). ... his totals for goals and assists tied career high while his 62 points and +32 rating were new career highs. ... Ranked second overall and led all NHL forwards in plus/minus becoming the only player in Blues' history to record over 30 goals, 30 assists and +30 rating in a single season. ... One of two NHL players (Daniel Sedin) to accomplish that feat this season. ... One of three NHL players (Alex Ovechkin, Brenden Morrow) with at least 30 goals and 200 hits, his fourth consecutive season with over 200 hits. ... Posted a single game career high three assists and tied a career high with four points overall on Nov. 30 at Chicago. ... Tied a career long with points in six consecutive games (2g, 6a) from Nov. 11 to Nov. 20. ... Recorded multi-point efforts in 14 games including three or more points in four games. ... Scored goals in back-to-back games seven times including a three-game goal streak (4g) from Feb. 6 to Feb. 11. ... Converted on his first career penalty shot on Dec. 18 vs. San Jose (Successful vs. Antero Niittymaki). ... Served his 500th career PIM on Dec. 22 at Phoenix, played his 300th career game on Nov. 19 vs. Ottawa, recorded his 200th career point on Feb. 19 vs. Anaheim, recorded his 100th career assist on Dec. 9 vs. Columbus and scored his 100th career goal on Apr. 1 vs. Calgary. **2009-10:** Led the club and ranked 5th in the NHL with a new career-high 266 hits, one of four players to record at least 15 goals and over 250 hits, third consecutive season with over 200 hits. ... Tallied a career best 31 assists including 19 in his final 38 games. ... Finished the season on a three game points streak including two goals and two assists. ... Marked ten multi-point games including three two-goal outings. ... Scored goals in back-to-back games four times including a three-game goal-scoring streak from Nov. 25 to Nov. 28. ... Finished tied for 2nd on the team in points (48), 2nd in assists (31), 6th in goals (17), 4th in penalty minutes (106) and 7th in shots (163). ... Finished 6th on the team and second among forwards averaging 18:18 minutes played per game. ... Served his 400th career penalty minutes on April 3 vs. Dallas. ... Registered a career-high six-game points/assists streak from Dec. 31-Jan. 12 (7a). **2008-09:** Named the NHL's Third Star of the Week for the week ending April 5 after leading all NHL goal scorers with five and added one assist. ... Turned in one of the top single-game performances by an NHL player during the season, notching four goals, the 6th time in Blues history for a player to record four goals in a single game, a +2 rating and a career-high nine shots in a 5-4 victory on April 2 at Detroit. ... Scored his 30th goal of the season on April 2 at Detroit, becoming the 5th Blue in history to register 30 goals and 150-plus penalty minutes in a season. ... Led the team and tied for 9th in the NHL with 165 penalty minutes and was the only player in the NHL to score 30-plus goals

**HEIGHT:** 6-3 **WEIGHT:** 221  
**SHOOTS:** Right  
**BORN:** 5-1-84  
**BIRTHPLACE:** Minneapolis, Minnesota

and register 150-plus penalty minutes. ... Led the club and ranked 18th in the league with 204 hits. ... Posted 37 points (20g, 17a) in the last 46 regular season games and 21 points (13g, 8a) in the last 21 regular season games. ... Finished 2nd on the team in points (54), goals (31) and shots (208) and ranked 8th with 23 assists, all career-highs. ... Was one of four Blues to play in all 82 games, a career high. ... Recorded 13 multi-point games, 12 2-point games and one 4-point game. ... Registered his 300th penalty minute on April 12 at Colorado. ... Played in his 200th NHL game on April 4 at Dallas. ... Posted a career-high 20 penalty minutes in a game on Jan. 3 vs. Columbus. ... Registered a career-high four-goal game scoring streak from Dec. 13-20 (4 goals). **Playoffs:** Made his playoff debut on April 15 at Vancouver. **2007-08:** Recorded career highs in all offensive categories, goals (13) assists (18) and points (31). ... Registered a career high while ranking second on the team with 99 penalty minutes. ... Ranked first on the team with 240 hits. ... Skated in his 100th career NHL game on Feb. 22 at Anaheim. ... Tied a career high with 6 shots in a game on March 10 at Calgary. ... Posted a career high 17 penalty minutes on March 29 vs. Chicago. ... Posted a career high five-game point/assist streak from Jan. 11-Jan. 21, tallying five assists over the span. **2006-07:** Made his NHL debut, while recording an assist on Dec. 19 at Pittsburgh. ... Recorded his first career NHL goal on Dec. 21 vs. Los Angeles. ... Ranked second on the team with 92 hits. ... Registered two multi-goal games. ... Played in 31 games with the Peoria Rivermen, collecting 13 points (10g, 3a) along with 47 penalty minutes.

**INTERNATIONAL CAREER: 2009-10:** In his first Olympic games, earned the Silver Medal with Team USA at the 2010 Winter Olympics in Vancouver collecting a goal and two assists to go along with a plus-4 rating in six games. ... **2008-09:** Represented Team USA for the third consecutive year at the 2009 World Championships, recording five points (one goal, four assists) and a team-leading 33 penalty minutes. ... **2007-08:** Played in the 2008 World Championships recording one assist and 35 penalty minutes in six games played. ... **2006-07:** Represented Team USA at the 2007 World Championships, collecting three points (1g, 2a) along with a plus-4 rating.

**COLLEGE CAREER: 2005-06:** Served as Minnesota State-Mankato's captain for the season. ... Tied for first on the Mavericks with a college career high in points (42), ranked first with a career high in assists (29) and finished second with a career high in penalty minutes (91). ... Named to the 2006 Academic All-American First Team. ... Selected to the 2005-06 RBK Second All-America Team. ... Named to the 2005-06 All-WCHA Second Team. ... Named team MVP for the second consecutive year. ... Missed only one game in his three-year collegiate career. ... Signed by St. Louis on March 15 and was assigned to the Peoria Rivermen. ... Played in 12 games, tallying 10 points (5g, 5a) and 10 penalty minutes. **2004-05:** Earned Minnesota State-Mankato MVP honors after playing in 13 games with the Mavericks, finishing first on the team in points (40), goals (17), power-play points (21), power-play goals (10), game-winning goals (3) and was second in assists (23). ... Was selected to the All-Western Collegiate Hockey Association Third Team after finishing tied for 15th in the conference in points (40), tied for 13th in goals (17), tied for 18th in assists (23), tied for 14th in power-play points (21) and tied for seventh in power-play goals (10). ... Was named WCHA Offensive Player of the Week for the week of Dec. 13 after recording three points (2g, 1a) in two games against Wisconsin on Dec. 10 and Dec. 11. **2003-04:** Played in his first collegiate season with Minnesota State, appearing in 39 games, recording 37 points (16g, 21a) and 66 penalty minutes. ... Finished second on the club in goals, assists, and points and was tied for third with 66 penalty minutes. ... Finished fourth in the NCAA among freshmen in points and tied for third in goals and assists. ... Ranked second among freshmen in the WCHA in points and goals and finished tied for second in assists and for his efforts was selected to the WCHA All-Rookie Team. ... Finished 16th in the WCHA in points and tied for 13th in goals.

**JUNIOR CAREER: 2002-03:** Was selected to the United States Hockey League's First All-Star Team, registering 69 points (28g, 41a) in 57 games. ... Was tied for third in the league in points (69), ranked seventh in goals (28) and ranked fourth in assists (41). ... Played in the 2003 USHL All-Star Game. **2001-02:** Skated in 30 games, recording 21 points (11g, 10a) with Lincoln along with 54 penalty minutes.

**TRANSACTIONS:** June 21, 2003 - St. Louis' second round selection, 62nd overall.

### CAREER HIGHLIGHTS:

**MOST GOALS, GAME:** 4 -- April 2, 2009 at Detroit  
**MOST ASSISTS, GAME:** 3 -- Nov. 30, 2010 at Chicago  
**MOST POINTS, GAME:** 4 -- Three Times, Jan. 21, 2012 vs. Buffalo  
**MOST PIM, GAME:** 21, Jan. 14, 2012 vs. Minnesota  
**MOST SHOTS, GAME:** 9 -- April 2, 2009 at Detroit  
**CAREER HAT-TRICKS:** 1 -- April 2, 2009 at Detroit  
**CAREER PENALTY SHOTS:** 1 -- Dec. 18, 2010 vs. San Jose  
-- Successful vs. Antero Niittymaki

**FIRST NHL GAME:** Dec. 19, 2006 at Pittsburgh  
**FIRST NHL GOAL:** Dec. 21, 2006 vs. Los Angeles  
**FIRST GAME AS A BLUE:** Dec. 19, 2006 at Pittsburgh  
**FIRST GOAL AS A BLUE:** Dec. 21, 2006 vs. Los Angeles

### LONGEST PERSONAL STREAKS:

**Goals:** 4 (1X) 12/13/2008-12/20/2008 (4G)  
**Assists:** 6 (1X) 12/31/2009-1/12/2010 (7A)  
**Points:** 6 (2X) 11/11/2010-11/20/2010 (2G, 6A)  
**Games Played:** 242 1/27/2010-4/27/2013

### VS NHL

	PRIOR SEASONS					2012-13 REGULAR SEASON					CAREER				
	GP	G	A	P	PIM	GP	G	A	P	PIM	GP	G	A	P	PIM
Anaheim	20	10	6	16	15	3	1	1	2	4	23	11	7	18	19
Boston	6	1	1	2	11	0	0	0	0	0	6	1	1	2	11
Buffalo	5	3	2	5	0	0	0	0	0	0	5	3	2	5	0
Calgary	20	7	5	12	19	3	0	1	1	6	23	7	6	13	25
Carolina	7	2	0	2	2	0	0	0	0	0	7	2	0	2	2
Chicago	34	5	11	16	85	5	1	2	3	0	39	6	13	19	85
Colorado	22	6	10	16	23	3	1	1	2	4	25	7	11	18	27
Columbus	35	13	14	27	67	4	2	2	4	0	39	15	16	31	67
Dallas	23	4	11	15	16	3	0	1	1	0	26	4	12	16	16
Detroit	34	9	11	20	52	5	0	3	3	18	39	9	14	23	70
Edmonton	22	7	5	12	18	3	1	1	2	4	25	8	6	14	22
Florida	6	5	1	6	10	0	0	0	0	0	6	5	1	6	10
Los Angeles	23	4	9	13	18	3	0	0	0	10	26	4	9	13	28
Minnesota	24	8	4	12	73	3	0	3	3	4	27	8	7	15	77
Montreal	6	3	2	5	10	0	0	0	0	0	6	3	2	5	10
Nashville	35	8	14	22	41	4	0	1	1	0	39	8	15	23	41
New Jersey	5	1	3	4	2	0	0	0	0	0	5	1	3	4	2
NY Islanders	6	0	0	0	0	0	0	0	0	0	6	0	0	0	0
NY Rangers	7	1	1	2	6	0	0	0	0	0	7	1	1	2	6
Ottawa	5	0	4	4	6	0	0	0	0	0	5	0	4	4	6
Philadelphia	5	2	0	2	6	0	0	0	0	0	5	2	0	2	6
Phoenix	22	6	10	16	37	3	0	4	4	4	25	6	14	20	41
Pittsburgh	6	0	3	3	8	0	0	0	0	0	6	0	3	3	8
San Jose	22	6	4	10	32	3	0	1	1	2	25	6	5	11	34
St. Louis	0	0	0	0	0	0	0	0	0	0	0	0	0	0	0
Tampa Bay	6	2	3	5	4	0	0	0	0	0	6	2	3	5	4
Toronto	6	2	3	5	10	0	0	0	0	0	6	2	3	5	10
Vancouver	21	7	8	15	16	3	0	1	1	6	24	7	9	16	22
Washington	6	2	1	3	6	0	0	0	0	0	6	2	1	3	6
Winnipeg	7	2	0	2	8	0	0	0	0	0	7	2	0	2	8
<b>NHL Totals</b>	<b>446</b>	<b>126</b>	<b>146</b>	<b>272</b>	<b>601</b>	<b>48</b>	<b>6</b>	<b>22</b>	<b>28</b>	<b>62</b>	<b>494</b>	<b>132</b>	<b>168</b>	<b>300</b>	<b>663</b>

### CAREER RECORD

			REGULAR SEASON					PLAYOFFS				
Season	Club	League	GP	G	A	PTS	PIM	GP	G	A	PTS	PIM
2001-02	Lincoln	USHL	30	11	10	21	54	3	0	0	0	2
2002-03	Lincoln	USHL	57	28	41	69	126	--	--	--	--	--
2003-04	Minnesota State	NCAA	39	16	21	37	66	--	--	--	--	--
2004-05	Minnesota State	NCAA	38	17	23	40	55	--	--	--	--	--
2005-06	Minnesota State	NCAA	38	13	29	42	91	--	--	--	--	--
2006-07	Peoria	AHL	12	5	5	10	10	3	1	1	2	8
	St. Louis	NHL	49	10	13	23	37	--	--	--	--	--
	Peoria	AHL	31	10	3	13	47	--	--	--	--	--
2007-08	United States	WC	7	1	2	3	6	--	--	--	--	--
	St. Louis	NHL	72	13	18	31	99	--	--	--	--	--
	United States	WC	6	0	1	1	35	--	--	--	--	--
2008-09	St. Louis	NHL	82	31	23	54	165	4	1	2	3	10
	United States	WC	9	1	4	5	33	--	--	--	--	--
2009-10	St. Louis	NHL	79	17	31	48	106	--	--	--	--	--
	United States	Olympics	6	1	2	3	2	--	--	--	--	--
2010-11	St. Louis	NHL	82	31	31	62	93	--	--	--	--	--
2011-12	St. Louis	NHL	82	24	30	54	101	9	2	2	4	18
2012-13	St. Louis	NHL	48	6	22	28	62	6	1	2	3	0
NHL TOTALS			494	132	168	300	663	19	4	6	10	28
ST. LOUIS TOTALS			494	132	168	300	663	19	4	6	10	28



## 21 PATRIK BERGLUND CENTER

**2012-13:** Ranked 2nd on the team with 17 goals and tied for 4th with 25 points overall... Ranked 2nd on the team with 5 power play goals, led the club with a pair of shorthanded goals and tied for the club lead with three game-winning goals... Converted on his second career penalty shot on Jan. 24 vs. Nashville (Pekka Rinne)... Recorded a career high four-game goal streak from Feb. 13 to Feb. 19 (4g)... Posted two five-game point streaks and one four-game point streak... Tied a career high for the fifth time with two goals on Mar. 7 vs. at Phoenix... Led the league in shooting percentage with a 23% success rate... One of seven Blues to play in all 48 games this season... One of two Blues (T.J. Oshie) with at least one power play goal, one shorthanded goal and one game-winning goal... **Playoffs:** Tied for second on the club with two points (1g, 1a) in six appearances

**CAREER:** **2011-12:** Ranked 6th on the team in points (38), tied for 3rd in goals (19), 6th in assists (19) and tied for 5th in game-winning goals (3) and shots (188)... One of two Blues (David Backes) with a pair of shorthanded goals... Recorded four multi-point games including a career high tying two goals on Jan. 24 vs. Pittsburgh... Scored his first career penalty shot goal against Marc-Andre Fleury on Jan. 24 vs. Pittsburgh... Tied a career high with four penalty minutes twice, last was Dec. 31 at Detroit... Tied a career high with six shots on Mar. 15 at Carolina... One of two Blues (David Backes) to appear in all 82 games... Played his 300th career game on Mar. 15 at Carolina. **Playoffs:** Ranked 2nd on the club with seven points (3g, 4a) including his first career playoff goals on Apr. 12 vs. San Jose. **2010-11:** Set career highs in points (52), goals (22), assists (30), games played (81), power play goals (8), shots (175) and penalty minutes (26)... Led the team in power play goals while ranking second in both points and goals while tying for fourth in assists and fourth in shots... Tied for 10th among all NHL skaters with 12 Division goals... Recorded a career long five-game assist streak (8a) from Nov. 11 to Nov. 19... Tied a career long three-game goal scoring streak twice, last was from Feb. 2 to Feb. 14 (3g)... Tied a career long six-game points streak (3g, 4a) from Jan. 13 to Jan. 24... Set a new career high with 6 shots on goal on Dec. 11 vs. Carolina... Recorded 11 multi-point games including four two-assist outings and two two-goal games... Finished the season with 31 points (14g, 17a) in his final 39 games... Tied his 100th NHL point on Jan. 22 vs. Columbus and played in his 200th NHL game on Feb. 11 vs. Minnesota. **2009-10:** Tied for the team lead with four game-winning goals including notching the game winner on Oct. 3 in his native Sweden vs. Detroit... Tied for second on the team with 6 power play goals... Tied a career high with a three-game goal streak from Dec. 21 to Dec. 26... Tied four multi-game points streaks including a new career high six-game point streak from Feb. 12 to Mar. 11 (3g, 3a)... Recorded four multi-point games, all two-point efforts... Finished the season with ten points in his final 18 games (5g, 5a)... Played his 100th career NHL game Dec. 7 vs. Colorado. **2008-09:** Was named to the NHL's All-Rookie Team... Scored his 20th goal of the season on March 28 vs. Columbus, making him the 10th Blues rookie in franchise history to score 20-or-more goals... Scored the game's only two goals, a career-high in a 2-0 win on March 24 vs. Los Angeles and his first career game-winning goal... Led the team with a plus-19 rating... Was second among all NHL rookies with 22 power play points (7g, 15a), ranked first with 15 power play assists, ranked 2nd in the plus/minus category (+19), 5th in power play goals (7), 4th in points (47), tied for 5th with 21 goals and tied for 4th with 26 as-

**HEIGHT:** 6-4 **WEIGHT:** 223  
**SHOOTS:** Left  
**BORN:** 6-2-88  
**BIRTHPLACE:** Vasteras, Sweden

sists... Ranked 4th on the team in goals (21), 5th with 26 assists, 5th with 47 points and 2nd with 22 power play points (7g, 15a)... Posted a plus-or-even game in 66 of the 76 games he played in... Recorded points in 34 of his 76 games... Registered 12 multi-point games this season, 10 two-point games and 2-three- point game... Notched three consecutive two-point games (1g, 1a) from Dec. 5-8... Posted a career-high five-game point streak from Nov. 1-12, collecting seven points (4g, 3a) over-the-span... Scored the Blues' 10,000th franchise goal on Nov. 1 vs. Pittsburgh... Played in the NHL YoungStars game... Tied his first career NHL goal on Oct. 13 at Toronto... Made his NHL debut on Oct. 10 vs. Nashville, notching an assist. **Playoffs:** Made his playoff debut on April 15 at Vancouver. **2007-08:** Played in his third full season with Vasteras in Sweden, skating in 36 games, registering 45 points (21g, 24a) along with 18 penalty minutes... Led the club in goals (21) and points (45). **2006-07:** Played in 35 games for Vasteras and led the team in all offensive categories, goals (21), assists (27) and points (48). **2005-06:** Appeared in 27 games for Vasteras of the Swedish Junior League, collecting 29 points (17g, 12a) along with 38 penalty minutes... Played in 21 matches with Vasteras of the Swedish IK League, notching four points (3g, 1a) along with four penalty minutes.

**INTERNATIONAL CAREER:** **2010-11:** Dressed in nine games with Team Sweden at the 2011 World Championship ranking second among all skaters in goals (8), points (10) and plus/minus (+7) en route to earning the Silver Medal and being named to the tournament All-Star Team... **2008-09:** Helped Sweden win a bronze medal at the 2009 World Championship... **2007-08:** Played six games for Sweden at the 2008 World Junior Championship, capturing a silver medal and was named to the 2008 World Junior All-Star Team... **2006-07:** Skated in seven games for Sweden at the 2007 World Junior Championship, registering three points (1g, 2a)... **2005-06:** Appeared in six games with Team Sweden at the 2006 World Under-18 Championships, collecting five points (4g, 1a) along with a pair of penalty minutes.

**TRANSACTIONS:** June 24, 2006 – St. Louis' first round selection, 25th overall, in the 2006 Entry Draft.

### CAREER HIGHLIGHTS:

**MOST GOALS, GAME:** 2, 5 Times – Last, Mar. 7, 2013 at Phoenix  
**MOST ASSISTS, GAME:** 3 – Feb. 10, 2009 vs. Vancouver  
**MOST POINTS, GAME:** 3, Twice – Last, March 29, 2009 at Columbus  
**MOST PIM, GAME:** 4, Five Times – Last, Dec. 31, 2011 at Detroit  
**MOST SHOTS, GAME:** 6, Twice – Mar. 15, 2012 at Carolina  
**CAREER PENALTY SHOTS:** 2 – Last, Jan. 24, 2013 vs. Nashville  
– Successful vs. Pekka Rinne  
**FIRST NHL GAME:** Oct. 10, 2008 vs. Nashville  
**FIRST NHL GOAL:** Oct. 13, 2008 at Toronto  
**FIRST GAME AS A BLUE:** Oct. 10, 2008 vs. Nashville  
**FIRST GOAL AS A BLUE:** Oct. 13, 2008 at Toronto

### LONGEST PERSONAL STREAKS:

Goals: 4 (1X) 2/13/2013-2/19/2013 (4G)  
Assists: 5 (1X) 11/11/2010-11/19/2010 (8A)  
Points: 6 (2X) 1/13/2011-1/24/2011 (3G, 4A)  
Games Played: 138 3/26/2011-4/27/2013

### VS NHL

	PRIOR SEASONS					2012-2013 REGULAR SEASON					CAREER				
	GP	G	A	P	PIM	GP	G	A	P	PIM	GP	G	A	P	PIM
Anaheim	14	4	5	9	0	3	1	0	1	2	17	5	5	10	2
Boston	5	0	1	1	0	0	0	0	0	0	5	0	1	1	0
Buffalo	4	1	3	4	0	0	0	0	0	0	4	1	3	4	0
Calgary	15	4	4	8	2	3	1	0	1	0	18	5	4	9	2
Carolina	6	0	2	2	2	0	0	0	0	0	6	0	2	2	2
Chicago	22	3	7	10	8	5	1	0	1	2	27	4	7	11	10
Colorado	15	5	6	11	6	3	1	1	2	2	18	6	7	13	8
Columbus	24	8	5	13	10	4	2	0	2	0	28	10	5	15	10
Dallas	15	3	5	8	2	3	0	1	1	0	18	3	6	9	2
Detroit	23	8	5	13	8	5	3	1	4	2	28	11	6	17	10
Edmonton	14	3	4	7	12	3	0	1	1	0	17	3	5	8	12
Florida	5	0	1	1	2	0	0	0	0	0	5	0	1	1	2
Los Angeles	15	4	2	6	0	3	0	1	1	0	18	4	3	7	0
Minnesota	15	6	4	10	6	3	1	1	2	0	18	7	5	12	6
Montreal	3	0	1	1	0	0	0	0	0	0	3	0	1	1	0
Nashville	21	4	6	10	2	4	1	1	2	2	25	5	7	12	4
New Jersey	4	1	0	1	2	0	0	0	0	0	4	1	0	1	2
NY Islanders	5	2	2	4	2	0	0	0	0	0	5	2	2	4	2
NY Rangers	6	1	0	1	4	0	0	0	0	0	6	1	0	1	4
Ottawa	4	1	2	3	4	0	0	0	0	0	4	1	2	3	4
Philadelphia	4	1	0	1	0	0	0	0	0	0	4	1	0	1	0
Phoenix	16	4	6	10	0	3	2	0	2	2	19	6	6	12	2
Pittsburgh	5	3	1	4	0	0	0	0	0	0	5	3	1	4	0
San Jose	15	1	5	6	6	3	2	1	3	0	18	3	6	9	6
St. Louis	0	0	0	0	0	0	0	0	0	0	0	0	0	0	0
Tampa Bay	4	2	0	2	2	0	0	0	0	0	4	2	0	2	2
Toronto	4	2	2	4	2	0	0	0	0	0	4	2	2	4	2
Vancouver	16	3	6	9	4	3	2	0	2	0	19	5	6	11	4
Washington	5	1	1	2	0	0	0	0	0	0	5	1	1	2	0
Winnipeg	6	0	2	2	2	0	0	0	0	0	6	0	2	2	2
<b>NHL Totals</b>	<b>310</b>	<b>75</b>	<b>88</b>	<b>163</b>	<b>88</b>	<b>48</b>	<b>17</b>	<b>8</b>	<b>25</b>	<b>12</b>	<b>358</b>	<b>92</b>	<b>96</b>	<b>188</b>	<b>100</b>

### CAREER RECORD

Season	Club	League	REGULAR SEASON					PLAYOFFS				
			GP	G	A	PTS	PIM	GP	G	A	PTS	PIM
2005-06	Vasteras	SWE Jr.	27	17	12	29	38	--	--	--	--	--
	Vasteras	SWE 1	21	3	1	4	4	--	--	--	--	--
	Sweden	U-18 WC	6	4	1	5	2	--	--	--	--	--
2006-07	Vasteras	SWE 1	35	21	27	48	30	--	--	--	--	--
	Sweden	WC	7	1	2	3	0	--	--	--	--	--
2007-08	Vasteras	SWE 1	36	21	24	45	18	--	--	--	--	--
	Sweden	WC	6	3	4	7	14	--	--	--	--	--
2008-09	St. Louis	NHL	76	21	26	47	16	4	0	0	0	2
	Sweden	WC	7	0	1	1	0	--	--	--	--	--
2009-10	St. Louis	NHL	71	13	13	26	16	--	--	--	--	--
	St. Louis	NHL	81	22	30	52	26	--	--	--	--	--
2010-11	St. Louis	NHL	9	8	2	10	8	--	--	--	--	--
	Sweden	WC	9	8	2	10	8	--	--	--	--	--
2011-12	St. Louis	NHL	82	19	19	38	30	9	3	4	7	6
	St. Louis	NHL	48	17	8	25	12	6	1	1	2	2
<b>NHL TOTALS</b>			<b>358</b>	<b>92</b>	<b>96</b>	<b>188</b>	<b>100</b>	<b>19</b>	<b>4</b>	<b>5</b>	<b>9</b>	<b>10</b>
<b>ST. LOUIS TOTALS</b>			<b>358</b>	<b>92</b>	<b>96</b>	<b>188</b>	<b>100</b>	<b>19</b>	<b>4</b>	<b>5</b>	<b>9</b>	<b>10</b>





## 19 JAY BOUWMEESTER

### DEFENSEMAN

**2012-13:** Logged 15 points (6-9-15) in 33 games with Calgary and seven points (1-6-7) in 14 games with the Blues. ... Finished the year with 635 consecutive games played, the longest iron man streak among all the four major sports (NHL, MLB, NBA, NFL) ... Tied for 14th among all defenseman with seven goals overall. ... After joining the Blues, the club finished the season 11-3-0 ... Recorded two three-game point streaks, most recently from Apr. 21 to Apr. 25 (3a) ... +5 rating with the Blues, ranking second 2nd among Blues defensemen ... Ranked 2nd on the club and 18th overall logging 24:38 of ice time per game ... Ranked 2nd on the club and 21st overall in total shorthanded ice time (137:18). **Playoffs:** Made his NHL postseason debut in Game One on Apr. 30 vs. Los Angeles.

**CAREER: 2011-12:** Currently holds the NHL's longest ironman streak (588 games) the sixth longest ironman streak in NHL history ... led the team in time ... on ice (25:57) ... led all Flames defensemen in scoring with 29 points) ... picked up his first point of the season with an assist on the game-winning goal on Oct. 13 ... his first goal of the season was a game-tying goal on Oct. 18 ... registered his 200th career assists on Nov. 12 ... had assists in back-to-back games and a team high in blocked shots (5) on Dec. 22-23 ... scored his second goal of the season and added an assist on Jan. 10 ... scored a goal and added a pair of assists and was a +3 on Jan. 21 ... scored the game-winning goal on Feb. 3 ... played his 100th career game on Mar. 2 ... had a goal and an assist on Apr. 7, **2010-11:** Led the Flames and was third in the NHL with an average time on ice of nearly 26 minutes a night (25:59) ... picked up his first point (assist) of the season on Oct. 22 ... scored his first goal of the season on Oct. 26 ... scored the game-winning goal on Nov. 29 ... led the team in blocked shots (4) on Dec. 5 ... had a season-high 34:24 in ice time and led the team in blocked shots (4) on Dec. 10 ... led the team in blocked shots (4) on Dec. 16 ... led the team in blocked shots (4) on Dec. 23 ... scored his fourth goal on Jan. 11 ... led the team in blocked shots (5) on Jan. 15 ... played in his 600th career game on Jan. 19 ... led the team in blocked shots (5) on Feb. 3 ... was a team-high +4 on Feb. 14 ... set the NHL record for consecutive games by a defenseman at 496 on Mar. 15 ... had his first multi-point game of the season (0+2) on Mar. 17 ... played his 500th consecutive game on Mar. 23 ... **2009-10:** Made his Flames debut on Oct. 1 ... registered his first two points as a Flame with a pair of assists on Oct. 3 ... had a two-point game (1 G, 1 A) including his first goal as a Flame on Oct. 20 ... had a pair of assists on Nov. 21 ... played his 500th career NHL game on Dec. 7 ... registered two assists and a team-high +4 on Jan. 30 ... played his 400th consecutive game against his former team (FLA) on Feb. 5 ... had a pair of assists on Mar. 23 ... **2008-09:** PANTHERS: Completed his sixth NHL season, sixth with Florida ... was one of two Panthers to play in all 82 games (Ballard) ... recorded a NHL career-high nine power-play goals ... tied for 9th in the NHL among defensemen in goals (15-McCabe, FLA) and tied for 23rd in the NHL among defensemen in points (42-Zidlicky, MIN) ... ranked first among NHL defensemen and paced Florida for the second consecutive season averaging 26:59 in time on ice per game ... represented the Eastern Conference in the 2009 NHL All-Star Game where he recorded the game-tying goal, two assists and was a plus-3 ... named Panthers ADT Defensive Player of the Year ... played in his 400th career NHL game Nov. 2 at ATL ... notched the game-winning goal and an assist Jan. 17 at TBL ... had a six-game point streak (4 G, 3 A) and a four-game goal scoring streak (4 G, 1 A) snapped Jan. 19 ... scored his 50th career NHL goal Feb. 5 vs. NYI, only the second defenseman in Panthers history to reach this mark (Sveinla) ... recorded his 200th point of his career with a goal and added an assist Mar. 28 at DAL Completed his fifth NHL season, fifth with Florida ... was one of three Panthers to play in all 82 games (Horton/Jokinen) ... named Panthers ADT Defensive Player of the Year ... recorded an NHL career-high 15 goals ... led the NHL averaging 27:28 of time on ice per game ... recorded a goal and an assist four times (Dec. 16 at Chicago, Jan. 16 at PHI, Feb. 2 at TBL and Mar. 22 vs. TBL) ... **2007-08:** Recorded a career-high 12 goals ... was one of six Panthers to play in all 82 games (Allen, Gelinas, Horton/Jokinen, Salei) ... selected to his first career NHL All-Star Game ... **2006-07:** named ADT Florida Defensive Player of the Year ... was eighth in the NHL among defensemen with three game-winning goals ... led Florida and was 11th among NHL defensemen with a plus-23 rating ... recorded his 100th career assist Apr. 1 vs. CAR ... scored two goals for the first time in his career and had a career-high four points (2 G, 2 A) Jan. 13 vs. WSH ... scored a goal, the 100th point of his NHL career, and had two assists Jan. 4 at CGY ... scored first goal of the season, the first game-winning goal of his NHL career on the power-play Oct. 13 vs. TBL ... notched first point of season, an assist, Oct. 6 vs. Boston ... **2005-06:** Completed his third NHL season, third with Florida, post-

ing career-highs in goals (5), assists (41), points (46) and PIM (79) ... finished second all-time among Panthers defensemen for assists in one season (41) ... paced the Cats in time on ice (20:40:26), averaging a team high 25:29 per game ... recorded a career-high three assists against CBJ Jan. 14 ... skated in his 200th NHL game Feb. 11 at BUF ... notched a pair of assists five times (Apr. 1 vs. TBL, Mar. 29 at PIT, Feb. 28 at TBL, Feb. 4 at ATL and Dec. 28 at BOS) ... one of just three Panthers (Gelinas, Jokinen) to play in all 82 games ... **2004-05:** Split first complete AHL season between the San Antonio Rampage and the Chicago Wolves ... RAMPAGE (AHL): Appeared in 65 contests with San Antonio, going 4-14-18 with a career-high in PIM (50) ... WOLVES (AHL): Loaned to Chicago on Mar. 8 completing the AHL regular season with the Wolves, going 6-3-9 with 12 PIM in 18 games ... Playoffs: Debuted in first career post-season, helping Chicago reach the Calder Cup Finals ... **2003-04:** Completed second NHL season posting two goals and career-highs in assists (18), points (20) and PIM (30) ... reassigned to San Antonio (AHL) for conditioning Feb. 29, playing in two games and notching one assist, before being recalled Mar. 3 ... missed 18 games (Jan. 19 - Feb. 25) with a broken foot sustained Jan. 11 at VAN ... his injury snapped his streak of 128 straight games played, a franchise record for most consecutive games played from the start of a Panthers career ... played in 100th career NHL game Nov. 15 at Pittsburgh ... scored his first goal of the season Oct. 22 at New Jersey ... **2002-03:** PANTHERS: Completed rookie season scoring 4 goals, and adding 12 assists for 16 points along with 14 PIM in 82 games ... named to the NHL All-Rookie Team ... set franchise rookie record for games played (82) ... one of only three Panthers (Wilson, Majesky) to play in all 82 games ... tied club mark for assists by a rookie defenseman (12, set by Jaroslav Spacek in 1998-99) ... tied for first among NHL rookies in game-tying goals (2) ... finished fifth among all NHL rookies in power-play assists (8) and tied for first in power-play points (10) ... finished second among all rookie defensemen in average time on ice (20:08) ... scored all four goals at home ... notched GTG and added an assist Feb. 8 vs. TBL for first career multiple point game ... Recorded an assist in 2003 Topps/NHL Young Stars Game Feb. 1 ... scored his first NHL goal (GTG) Nov. 11 vs. CHI (Jocelyn Thibault) ... scored first NHL point with an assist in his NHL debut Oct. 10 vs. TBL.

**INTERNATIONAL: 2007-08:** Represented Team Canada in the 2008 World Championship playing in nine games and earning a bronze medal ... **2005-06:** Represented Team Canada in the 2006 Torino Winter Olympics ... **2004-05:** Skated with Team Canada, winning the 2004 World Cup of Hockey in September ... **2002-03:** Won a gold medal with Team Canada at the 2003 World Championship in Finland, scoring seven points (3G, 4A) with four PIMs ... named to All-Tournament team and selected as tournament's Best Defenceman ... **2001-02:** Won silver medal with Canada at 2002 World Junior Championship in the Czech Republic ... **2000-01:** Notched two assists in seven games for bronze medal-winning Team Canada at the 2001 World Junior Championship in Moscow, Russia ... **1999-2000:** Became the youngest player ever (16 years, 3 months) and fourth player overall to skate with Team Canada at the World Junior Championship as a 16-year-old (Wayne Gretzky, Mario Lemieux, Jason Spezza) ... won the bronze medal with Team Canada in 2000 World Junior Championship in Sweden.

**JUNIOR: 2001-02:** Had 61 points (11 G, 50 A) with 42 PIM in 61 games with Medicine Hat, finishing third in WHL defenseman scoring and fifth overall in league power-play assists (28) ... named to WHL Eastern Conference First All-Star Team ... named Medicine Hat's Player of the Year and went team award as Top Defenceman ... MVP of Team Tiger Williams at CHL Top Prospects Game Feb. 1 at Saskatoon, SK (1 G, 1 A) ... won fastest skater contest at Top Prospects Skills Competition Jan. 31 ... ranked top prospect in 2002 Entry Draft by Central Scouting in both mid-season and final reports ... **2000-01:** Tallied 53 points (14 G, 39 A) with 44 PIM in 61 games with Medicine Hat ... **1999-00:** Had 13 goals and 21 assists for 34 points with 22 PIM in 64 games in first full WHL season ... **1998-99:** Played eight games with Medicine Hat (WHL), scoring two goals and adding an assists with two PIM.

**TRANSACTIONS:** Acquired by the Blues from Calgary in exchange for Mark Cundin, the rights to Reto Berra and a conditional 1st round pick and conditional 4th round pick in the 2013 Entry Draft on April 1, 2013


**CAREER HIGHLIGHTS:**  
MOST GOALS, GAME: 2 – Jan. 13, 2007 vs. Washington  
MOST ASSISTS, GAME: 3 – Jan. 14, 2006 vs. Columbus  
MOST POINTS, GAME: 4 – Jan. 13, 2007 vs. Washington

MOST PIM, GAME: 8 – Mar. 28, 2007 vs. Atlanta  
MOST SHOTS, GAME: 9 – Mar. 18, 2006 at Washington  
CAREER HAT-TRICKS: None  
CAREER PENALTY SHOTS: None  
FIRST NHL GAME: Oct. 10, 2002 vs. Tampa Bay  
FIRST NHL GOAL: Nov. 11, 2002 vs. Chicago  
FIRST GAME AS A BLUE: Apr. 4, 2013 at Chicago  
FIRST GOAL AS A BLUE: Apr. 16, 2013 vs. Vancouver

**LONGEST PERSONAL STREAKS:**  
Goals: 4 (1X) 1/8/2009-1/17/2009 (4G)  
Assists: 6 (1X) 1/25/2006-2/7/2006 (7A)  
Points: 6 (2X) 1/4/2009-1/17/2009 (4G, 3A)  
Games Played: 635 3/6/2004-4/27/2013

VS NHL															
	PRIOR SEASONS					2012-2013 REGULAR SEASON					CAREER				
	GP	G	A	P	PIM	GP	G	A	P	PIM	GP	G	A	P	PIM
Anaheim	18	2	6	8	2	2	0	0	0	0	20	2	6	8	2
Boston	25	2	8	10	20	0	0	0	0	0	25	2	8	10	20
Buffalo	26	0	10	10	22	0	0	0	0	0	26	0	10	10	22
Calgary	5	2	2	4	0	1	0	1	1	0	6	2	3	5	0
Carolina	43	7	16	23	38	0	0	0	0	0	43	7	16	23	38
Chicago	17	3	5	8	10	5	1	1	2	2	22	4	6	10	12
Colorado	23	1	9	10	14	5	1	2	3	4	28	2	11	13	18
Columbus	17	2	7	9	8	5	0	3	3	2	22	2	10	12	10
Dallas	19	1	6	7	8	4	2	1	3	4	23	3	7	10	12
Detroit	18	0	5	5	10	3	1	0	1	2	21	1	5	6	12
Edmonton	23	3	12	15	16	1	1	1	2	0	24	4	13	17	16
Florida	3	0	1	1	2	0	0	0	0	0	3	0	1	1	2
Los Angeles	17	0	4	4	4	3	0	0	0	0	20	0	4	4	4
Minnesota	24	1	3	4	8	4	0	2	2	4	28	1	5	6	12
Montreal	29	3	9	12	28	0	0	0	0	0	29	3	9	12	28
Nashville	18	0	2	2	26	3	0	1	1	0	21	0	3	3	26
New Jersey	26	4	4	8	8	0	0	0	0	0	26	4	4	8	8
NY Islanders	26	3	8	11	6	0	0	0	0	0	26	3	8	11	6
NY Rangers	26	2	11	13	18	0	0	0	0	0	26	2	11	13	18
Ottawa	30	2	5	7	14	0	0	0	0	0	30	2	5	7	14
Philadelphia	26	3	5	8	16	0	0	0	0	0	26	3	5	8	16
Phoenix	17	0	5	5	6	3	0	1	1	0	20	0	6	6	6
Pittsburgh	25	2	11	13	19	0	0	0	0	0	25	2	11	13	19
San Jose	17	2	3	5	6	2	0	2	2	2	19	2	5	7	8
St. Louis	18	0	1	1	12	2	0	0	0	0	20	0	1	1	12
Tampa Bay	43	6	24	30	32	0	0	0	0	0	43	6	24	30	32
Toronto	29	3	5	8	18	0	0	0	0	0	29	3	5	8	18
Vancouver	24	1	5	6	20	4	1	0	1	2	28	2	5	7	22
Washington	41	6	14	20	28	0	0	0	0	0	41	6	14	20	28
Winnipeg	44	4	14	18	28	0	0	0	0	0	44	4	14	18	28
NHL Totals	717	65	220	285	447	47	7	15	22	22	764	72	235	307	469

CAREER RECORD												
Season	Club	League	REGULAR SEASON					PLAYOFFS				
			GP	G	A	PTS	PIM	GP	G	A	PTS	PIM
1998-99	Medicine Hat	WHL	8	2	1	3	2	--	--	--	--	--
1999-00	Medicine Hat	WHL	64	13	21	34	26	--	--	--	--	--
2000-01	Medicine Hat	WHL	61	14	39	53	44	--	--	--	--	--
2001-02	Medicine Hat	WHL	61	11	50	61	42	--	--	--	--	--
2002-03	Florida	NHL	82	4	12	16	14	--	--	--	--	--
2003-04	Florida	NHL	61	2	18	20	30	--	--	--	--	--
2003-04	San Antonio	AHL	2	0	1	1	2	--	--	--	--	--
2004-05	San Antonio	AHL	64	4	13	17	50	--	--	--	--	--
2004-05	Chicago	AHL	18	6	3	9	12	18	0	0	0	14
2005-06	Florida	NHL	82	5	41	46	79	--	--	--	--	--
2006-07	Florida	NHL	82	12	30	42	66	--	--	--	--	--
2007-08	Florida	NHL	82	15	22	37	72	--	--	--	--	--
2008-09	Florida	NHL	82	15	27	42	68	--	--	--	--	--
2009-10	Calgary	NHL	82	3	26	29	48	--	--	--	--	--
2010-11	Calgary	NHL	82	4	20	24	44	--	--	--	--	--
2011-12	Calgary	NHL	82	5	24	29	26	--	--	--	--	--
2012-13	Calgary	NHL	33	6	9	15	16	--	--	--	--	--
	St. Louis	NHL	14	1	6	7	6	6	0	1	1	0
NHL TOTALS			764	72	235	307	469	6	0	1	1	0
ST. LOUIS TOTALS			14	1	6	7	6	6	0	1	1	0



# 28

## IAN COLE

### DEFENSEMAN

**HEIGHT:** 6-1 **WEIGHT:** 216  
**SHOOTS:** Left  
**BORN:** 2-21-89  
**BIRTHPLACE:** Ann Arbor, Michigan

**2012-13:** Played a season high 24:20 on Feb. 9 vs. Anaheim... Recorded his 9th career assist on Jan. 19 vs. Detroit

**CAREER:** **2011-12:** Tied career highs in games played (26) and goals (1) while he set new high marks in assists (5), points (6) and plus/minus (+7)... Among Blues defensemen, tied for 6th in plus/minus and penalty minutes (22)... Tied a career high with two points (goal, assist) on Dec. 8 vs. Anaheim... Tied a career high with four shots on Dec. 2 at Colorado. **Playoffs:** Appeared in two games including his playoff debut on Apr. 30 vs. Los Angeles **2010-11:** Made his NHL debut on Nov. 6 at Boston and played in 26 games overall for the Blues recording four points (1g, 3a) and a +6 rating to go along with 35 penalty minutes... Recorded his first career NHL goal on Mar. 9 at Columbus, also his first career multi-point game (1g, 1a)... Finished his NHL season with a +6 rating in his last five games... Appeared in 44 games with the Blues' AHL affiliate, Peoria Rivermen, ranking third among Rivermen defensemen in points (15) and goals (5) while adding 10 assists and 63 penalty minutes

**COLLEGE CAREER:** **2009-10:** Tied for second among Notre Dame defenseman scoring 19 points including three goals and 16 assists to go along with 55 penalty minutes in 30 games... Signed an Amateur Tryout Contract with the Blues on March 22 and reported to their AHL affiliate, Peoria Rivermen, where he played in nine games recording a goal and four assists for five points to go along with four penalty minutes **2008-09:** Played in 38 of the team's 40 games, finishing seventh in team scoring and first among defensemen... Had six goals (2 game winners) and 20 assists for 26 points... Led Notre Dame with 29 penalties for 58 minutes and a plus-15... Earned CCHA defenseman of the week honors for the week ending Oct. 19... Turned in a career-high four-point game (2g, 2a) in 9-5 Irish win over Northern Michigan on Feb. 13... Had four assists in the CCHA playoffs including two in the CCHA title game versus Michigan helping the team its second conference championship in three years... Was selected to the CCHA all-tournament team... Was a first team all-CCHA selection and first team West AHCA/Reebok All-American, first Notre Dame defenseman to take All-American honors since Benoit Cotnoir ('99). **2007-08:** Played in 43 games with eight goals and 12 assists for 20 points... Eight goals led all Irish defensemen... Earned honorable mention for the CCHA All-Rookie Team... Selected CCHA Rookie of the Month for March and April... First collegiate goal came on Nov. 23 vs. Alabama-Huntsville... Scored first career power-play goal in 5-0 win over Nebraska-Omaha, Dec. 1... Had first multiple-point game of career, assisting on both goals in a 2-2 tie with Ohio State, Feb. 23... In nine post-season games had four goals and three assists for seven points... Drafted 18th overall by the Blues' at the 2007 NHL Entry Draft, the highest any Notre Dame player has ever been selected

**JUNIOR CAREER:** **2006-07:** Member of U.S. Under-18 Team, scoring four goals and 16 assists for 20 points and 50 penalty minutes in 49 games... Selected one of Team USA's top three players at the Under-18 World Championships in April of 2007. **2005-06:** Played in 70 games with the U.S. Under-17 team scoring four goals and 12 assists for 16 points and 103 penalty minutes.

**INTERNATIONAL CAREER:** **2008-09:** Represented Team USA at the World Junior Championships in Ottawa, Ont., helping the squad to a fifth-place finish... Scored two goals with two assists for four points in six games with a pair of power-play goals and four penalty minutes... **2007-08:** Represented Team USA at the 2008 World Junior Championships in the Czech Republic... Played in all six games with five shots on goal and six penalty minutes

**TRANSACTIONS:** June 22, 2007 – St. Louis' first round selection, 18th overall, in the 2007 Entry Draft.

#### CAREER HIGHLIGHTS:

**MOST GOALS, GAME:** 1, Twice – Last, Dec. 8, 2011 vs. Anaheim

**MOST ASSISTS, GAME:** 1, Nine Times – Last, Mar. 8, 2012 vs. Anaheim

**MOST POINTS, GAME:** 2, Twice – Last, Dec. 8, 2011 vs. Anaheim

**MOST PIM, GAME:** 9 – Jan. 15, 2011 at San Jose

**MOST SHOTS, GAME:** 4, Twice – Dec. 2, 2011 at Colorado

**CAREER PENALTY SHOTS:** None

**FIRST NHL GAME:** Nov. 6, 2010 at Boston

**FIRST NHL GOAL:** Mar. 9, 2011 at Columbus

**FIRST GAME AS A BLUE:** Nov. 6, 2010 at Boston

**FIRST GOAL AS A BLUE:** Mar. 9, 2011 at Columbus

#### LONGEST PERSONAL STREAKS:

Goals: 1 (2X) 12/8/2011 (1G)

Assists: 2 (1X) 3/19/2011-3/22/2011 (2A)

Points: 2 (1X) 3/19/2011-3/22/2011 (2A)


Games Played: 13 3/5/2011-3/30/2011

#### VS NHL

	PRIOR SEASONS					2012-2013 REGULAR SEASON					CAREER				
	GP	G	A	P	PIM	GP	G	A	P	PIM	GP	G	A	P	PIM
Anaheim	4	1	2	3	2	2	0	0	0	0	6	1	2	3	2
Boston	1	0	0	0	2	0	0	0	0	0	1	0	0	0	2
Buffalo	0	0	0	0	0	0	0	0	0	0	0	0	0	0	0
Calgary	1	0	0	0	0	1	0	0	0	0	2	0	0	0	0
Carolina	2	0	0	0	0	0	0	0	0	0	2	0	0	0	0
Chicago	4	0	0	0	8	2	0	0	0	2	6	0	0	0	10
Colorado	2	0	1	1	2	1	0	0	0	0	3	0	1	1	2
Columbus	8	1	1	2	14	2	0	0	0	0	10	1	1	2	14
Dallas	1	0	0	0	0	0	0	0	0	0	1	0	0	0	0
Detroit	5	0	0	0	6	2	0	1	1	2	7	0	1	1	8
Edmonton	2	0	0	0	2	0	0	0	0	0	2	0	0	0	2
Florida	0	0	0	0	0	0	0	0	0	0	0	0	0	0	0
Los Angeles	4	0	0	0	4	2	0	0	0	2	6	0	0	0	6
Minnesota	4	0	0	0	2	0	0	0	0	0	4	0	0	0	2
Montreal	2	0	0	0	2	0	0	0	0	0	2	0	0	0	2
Nashville	1	0	0	0	0	1	0	0	0	0	2	0	0	0	0
New Jersey	0	0	0	0	0	0	0	0	0	0	0	0	0	0	0
NY Islanders	1	0	0	0	0	0	0	0	0	0	1	0	0	0	0
NY Rangers	1	0	0	0	0	0	0	0	0	0	1	0	0	0	0
Ottawa	0	0	0	0	0	0	0	0	0	0	0	0	0	0	0
Philadelphia	0	0	0	0	0	0	0	0	0	0	0	0	0	0	0
Phoenix	1	0	1	1	2	0	0	0	0	0	1	0	1	1	2
Pittsburgh	1	0	1	1	0	0	0	0	0	0	1	0	1	1	0
San Jose	3	0	1	1	11	1	0	0	0	2	4	0	1	1	13
St. Louis	0	0	0	0	0	0	0	0	0	0	0	0	0	0	0
Tampa Bay	0	0	0	0	0	0	0	0	0	0	0	0	0	0	0
Toronto	1	0	0	0	0	0	0	0	0	0	1	0	0	0	0
Vancouver	2	0	1	1	0	1	0	0	0	2	3	0	1	1	2
Washington	1	0	0	0	0	0	0	0	0	0	1	0	0	0	0
Winnipeg	0	0	0	0	0	0	0	0	0	0	0	0	0	0	0
<b>NHL Totals</b>	<b>52</b>	<b>2</b>	<b>8</b>	<b>10</b>	<b>57</b>	<b>15</b>	<b>0</b>	<b>1</b>	<b>1</b>	<b>10</b>	<b>67</b>	<b>2</b>	<b>9</b>	<b>11</b>	<b>67</b>

#### CAREER RECORD

Season	Club	League	REGULAR SEASON					PLAYOFFS				
			GP	G	A	PTS	PIM	GP	G	A	PTS	PIM
2005-06	US National U-17	NAHL	70	4	12	16	103	--	--	--	--	--
2006-07	US National U-18	NAHL	49	4	16	20	50	--	--	--	--	--
2007-08	Notre Dame	NCAA	43	8	12	20	40	--	--	--	--	--
	United States	WJC	6	0	0	0	6	--	--	--	--	--
2008-09	Notre Dame	NCAA	38	6	20	26	58	--	--	--	--	--
	United States	WJC	6	2	2	4	4	--	--	--	--	--
2009-10	Notre Dame	NCAA	30	3	16	19	55	--	--	--	--	--
	Peoria	AHL	9	1	4	5	4	--	--	--	--	--
2010-11	St. Louis	NHL	26	1	3	4	35	--	--	--	--	--
	Peoria	AHL	44	5	10	15	63	--	--	--	--	--
2011-12	St. Louis	NHL	26	1	5	6	22	2	0	0	0	0
2012-13	St. Louis	NHL	15	0	1	1	10	--	--	--	--	--
<b>NHL TOTALS</b>			<b>67</b>	<b>2</b>	<b>9</b>	<b>11</b>	<b>67</b>	<b>2</b>	<b>0</b>	<b>0</b>	<b>0</b>	<b>0</b>
<b>ST. LOUIS TOTALS</b>			<b>67</b>	<b>2</b>	<b>9</b>	<b>11</b>	<b>67</b>	<b>2</b>	<b>0</b>	<b>0</b>	<b>0</b>	<b>0</b>



# 79

## ADAM CRACKNELL

### RIGHT WING

**HEIGHT:** 6-3 **WEIGHT:** 209  
**SHOOTS:** Right  
**BORN:** 7-15-85  
**BIRTHPLACE:** Prince Albert, Saskatchewan

**2012-13:** Recorded a single-game career high two goals on Apr. 4 at Chicago...+3 rating for the year tied for 7th on the club... Logged a single-game career high two assists on Apr. 25 vs. Calgary. **Playoffs:** Appeared in five postseason games including his NHL playoff debut on Apr. 30 vs. Los Angeles

**CAREER: 2011-12:** Posted one goal in two appearances. **2010-11:** Made his NHL debut on Dec. 15 at Detroit...Logged his first NHL goal on Mar. 12 vs. Detroit...Posted seven points (3G, 4A) and eight penalty minutes in 24 games overall.

**MINOR CAREER: 2012-13:** Ranked third on Peoria (AHL) with 33 points and 17 goals while ranking second with a +6 rating in 49 games. **2011-12:** Ranked fourth on Peoria with 49 points including 23 goals and 26 assists to go along with 54 penalty minutes and a +18 rating. **2010-11:** Posted 25 points including six goals and 19 assists to go along with 54 penalty minutes in 61 games with Peoria...Logged two goals in four playoff appearances. **2009-10:** Ranked fifth on Peoria with 38 points including 17 goals and 21 assists to go along with 40 penalty minutes in 76 games. **2008-09:** Recorded 26 points including 10 goals and 16 assists to go along with 36 penalty minutes in 79 games with Quad City (AHL). **2007-08:** Posted one goal in four games with Quad City... Ranked second on Las Vegas (ECHL) with 59 points including 29 goals and 30 assists to go along with 47 penalty minutes in 61 games. 2006-07: Posted 22 points including 8 goals and 14 assists in 31 games with Las Vegas. **2005-06:** Logged three points including one goal and two assists in six games with Omaha (AHL).

**JUNIOR CAREER: 2005-06:** Led Kootenay with 93 points, 42 goals, 51 assists and a +29 rating...Logged five points including one goal and four assists in six playoff games. **2004-05:** Ranked fifth on Kootenay with 48 points including 19 goals and 29 assists to go along with 65 penalty minutes in 72 games...Tied for second on the club with 16 points including eight goals and eight assists in 16 playoff games. **2003-04:** Ranked second on Kootenay with 61 points including 26 goals and 35 assists in 72 games...Posted two points (1G, 1A) in four playoff games. **2002-03:** Logged 11 points including seven goals and four assists in 67 games

**TRANSACTIONS:** Signed by the Blues as a free agent on July 23, 2009...Calgary's ninth round selection, 279th overall, in the 2004 Entry Draft

#### CAREER HIGHLIGHTS

**MOST GOALS, GAME:** 2 – Apr. 4, 2013 at Chicago  
**MOST ASSISTS, GAME:** 2 – Apr. 25, 2013 vs. Calgary  
**MOST POINTS, GAME:** 2, Twice – Last, Apr. 4, 2013 at Chicago  
**MOST PIM, GAME:** 2, Six Times – Last, Apr. 19, 2013 vs. Dallas-  
**MOST SHOTS, GAME:** 4 – Mar. 12, 2011 vs. Detroit  
**CAREER PENALTY SHOTS:** None  
**FIRST NHL GAME:** Dec. 15, 2010 at Detroit  
**FIRST NHL GOAL:** Mar. 12, 2011 vs. Detroit  
**FIRST GAME AS A BLUE:** Dec. 15, 2010 at Detroit  
**FIRST GOAL AS A BLUE:** Mar. 12, 2011 vs. Detroit

#### LONGEST PERSONAL STREAKS:

**Goals:** 2 (1X) 3/24/2011-3/26/2011 (2G)  
**Assists:** 1 (7X) 4/25/2013 (2A)  
**Points:** 2 (2X) 3/30/2011-12/26/2011 (1G,1A)  
**Games Played:** 15 3/1/2011-3/30/2011

#### VS NHL

	PRIOR SEASONS					2012-2013 REGULAR SEASON					CAREER				
	GP	G	A	P	PIM	GP	G	A	P	PIM	GP	G	A	P	PIM
Anaheim	1	0	0	0	0	1	0	1	1	2	2	0	1	1	2
Boston	0	0	0	0	0	0	0	0	0	0	0	0	0	0	0
Buffalo	0	0	0	0	0	0	0	0	0	0	0	0	0	0	0
Calgary	1	0	0	0	0	1	0	2	2	0	2	0	2	2	0
Carolina	0	0	0	0	0	0	0	0	0	0	0	0	0	0	0
Chicago	1	0	0	0	2	3	2	0	2	0	4	2	0	2	2
Colorado	0	0	0	0	0	1	0	0	0	0	1	0	0	0	0
Columbus	2	0	1	1	0	2	0	0	0	0	4	0	1	1	0
Dallas	2	1	0	1	0	2	0	0	0	2	4	1	0	1	2
Detroit	5	1	1	2	2	1	0	0	0	0	6	1	1	2	2
Edmonton	1	1	0	1	2	1	0	1	1	0	2	1	1	2	2
Florida	0	0	0	0	0	0	0	0	0	0	0	0	0	0	0
Los Angeles	1	0	1	1	0	1	0	0	0	0	2	0	1	1	0
Minnesota	2	1	0	1	2	1	0	0	0	0	3	1	0	1	2
Montreal	1	0	0	0	0	0	0	0	0	0	1	0	0	0	0
Nashville	1	0	0	0	0	1	0	0	0	0	2	0	0	0	0
New Jersey	0	0	0	0	0	0	0	0	0	0	0	0	0	0	0
NY Islanders	1	0	0	0	0	0	0	0	0	0	1	0	0	0	0
NY Rangers	0	0	0	0	0	0	0	0	0	0	0	0	0	0	0
Ottawa	0	0	0	0	0	0	0	0	0	0	0	0	0	0	0
Philadelphia	0	0	0	0	0	0	0	0	0	0	0	0	0	0	0
Phoenix	2	0	0	0	0	3	0	0	0	0	5	0	0	0	0
Pittsburgh	0	0	0	0	0	0	0	0	0	0	0	0	0	0	0
San Jose	1	0	0	0	0	2	0	0	0	0	3	0	0	0	0
St. Louis	0	0	0	0	0	0	0	0	0	0	0	0	0	0	0
Tampa Bay	0	0	0	0	0	0	0	0	0	0	0	0	0	0	0
Toronto	1	0	0	0	0	0	0	0	0	0	1	0	0	0	0
Vancouver	1	0	1	1	0	0	0	0	0	0	1	0	1	1	0
Washington	1	0	0	0	0	0	0	0	0	0	1	0	0	0	0
Winnipeg	1	0	0	0	0	0	0	0	0	0	1	0	0	0	0
<b>NHL Totals</b>	<b>26</b>	<b>4</b>	<b>4</b>	<b>8</b>	<b>8</b>	<b>20</b>	<b>2</b>	<b>4</b>	<b>6</b>	<b>4</b>	<b>46</b>	<b>6</b>	<b>8</b>	<b>14</b>	<b>12</b>

#### CAREER RECORD

Season	Club	League	REGULAR SEASON					PLAYOFFS				
			GP	G	A	PTS	PIM	GP	G	A	PTS	PIM
2002-03	Kootenay	WHL	67	7	4	11	37	11	0	0	0	2
2003-04	Kootenay	WHL	72	26	35	61	63	4	1	1	2	2
2004-05	Kootenay	WHL	72	19	29	48	65	16	8	8	16	6
2005-06	Kootenay	WHL	72	42	51	93	85	6	1	4	5	6
2005-06	Omaha	AHL	6	1	2	3	2	--	--	--	--	--
2006-07	Las Vegas	ECHL	31	8	14	22	35	8	3	3	6	6
2007-08	Las Vegas	ECHL	61	29	30	59	47	21	9	13	22	4
2007-08	Quad City	AHL	4	1	0	1	0	--	--	--	--	--
2008-09	Quad City	AHL	79	10	16	26	36	--	--	--	--	--
2009-10	Peoria	AHL	76	17	21	38	40	--	--	--	--	--
2010-11	Peoria	AHL	61	6	19	25	54	4	2	0	2	0
2010-11	St. Louis	NHL	24	3	4	7	8	--	--	--	--	--
2011-12	Peoria	AHL	72	23	26	49	54	--	--	--	--	--
2011-12	St. Louis	NHL	2	1	0	1	0	--	--	--	--	--
2012-13	Peoria	AHL	49	17	16	33	26	--	--	--	--	--
2012-13	St. Louis	NHL	20	2	4	6	4	5	0	0	0	0
<b>NHL TOTALS</b>			<b>46</b>	<b>6</b>	<b>8</b>	<b>14</b>	<b>12</b>	<b>5</b>	<b>0</b>	<b>0</b>	<b>0</b>	<b>0</b>
<b>ST. LOUIS TOTALS</b>			<b>46</b>	<b>6</b>	<b>8</b>	<b>14</b>	<b>12</b>	<b>5</b>	<b>0</b>	<b>0</b>	<b>0</b>	<b>0</b>





# 1

## BRIAN ELLIOTT

### GOALTENDER

**HEIGHT:** 6-2 **WEIGHT:** 208  
**CATCHES:** Left  
**BORN:** 4-9-85  
**BIRTHPLACE:** Newmarket, Ontario

**2012-13:** Led Blues goaltenders with 24 games played, 14 wins, a .907 sv% while tying for the lead with three shutouts...For April, led all NHL goaltenders with 11 wins, a .948 sv%, a 1.28 GAA and tied for the lead with three shutouts...11 wins is the most ever by a Blues goaltender in April (regular + postseason)...On the road, ranked 4th overall with a 1.94 GAA and 9th with a .927 sv%...Finished the year on a 6-game home win streak including a 0.98 GAA and .957 sv%...Allowed 1 goal or fewer in 6 of his last 7 games and no more than 2 goals in 12 of his last 14 dating back to Mar. 5...Set a new Blues record by winning 3 consecutive road games by shutout (Apr. 7 vs. Detroit, Apr. 9 vs. Nashville, Apr. 11 vs. Minnesota)...3 straight shutouts also tied the overall club mark...Set a franchise record with 201:19 of consecutive shutout hockey on the road from Apr. 7 - 21... Finished the year with 12 shutouts as a Blue tying for 4th on the all-time franchise list. **Playoffs:** Appeared in all six playoff games posting a 2-4-0 record while ranking 7th among goaltenders in goals against average (1.90) and 13th in save percentage (.919), both were also career highs.

**CAREER:** **2011-12:** Along with Jaroslav Halak, captured the 2nd Jennings Trophy in franchise history...Led the NHL in goals against average (1.56 - career high) and save percentage (.940 - career high) while he tied for 2nd in shutouts (9 - doubling career total)...Set new career marks in regulation losses (10) and goals allowed (58)...Set a modern day NHL record for goals against average in a season and turned in the highest single season save percentage by a goaltender since that stat has been tracked (1982)...Set Blues records for shutouts (passing Glenn Hall, 68'-69') and shutout sequence with 241:33 consecutive minutes (passing Manny Legace, 07'-08') while he tied a club record with three consecutive shutouts from Mar. 22 to Mar. 27 (tying Greg Millen, 88'-89')...Along with Jaroslav Halak, tied a modern day NHL record for a goaltending tandem with 15 combined shutouts, surpassing the club mark of 13 set in 1968-69 by Jacques Plante and Glenn Hall...Elliott and Halak became the first tandem in NHL history to each record at least six shutouts in a season and the first in club history to each record 20 wins in a season...Set a career high with 37 saves twice, on Jan. 24 vs. Pittsburgh and Mar. 22 at Los Angeles. **Playoffs:** Appeared in a career high eight games posting a 3-4-0 record (three wins - career high) including setting career highs with both a 2.37 goals against average and .904 save percentage. **2010-11:** Played in 43 games for Ottawa before being acquired by Colorado on Feb. 18...Tied a career high by appearing in 55 games...Established a career-high 51 combined starts...Made a career-high 44 saves on Dec. 26 vs. Pittsburgh...Appeared in his 100th NHL game on Nov. 13 at Boston, stopping all 31 shots for his first shutout of the season...Won five consecutive starts, Nov. 2-13. **2009-10:** Finished the season tied for seventh in the NHL with five shutouts and tied for 15th with 29 victories...Established career highs in wins (29), shutouts (five) and games played (55)...Won the season's Molson Cup and four monthly awards...Named first star of the week by the NHL for periods ending Jan. 25 and March 29 and second star for period ending Feb. 1...Recorded first career consecutive shutout victories March 22 at Montreal (2-0 win) and

March 23 against Philadelphia (2-0 win)...Fell 9:31 shy of equalling Patrick Lalime's franchise-best shutout streak of 184:06 (streak ended March 26 at Buffalo, 4-2 win)...Recorded first career assist at N.Y. Islanders on April 3 (4-1 loss). **Playoffs:** Played first NHL playoff game and recorded first playoff win at Pittsburgh on April 14, 2010 (5-4 win). **2008-09:** Recorded his first shutout as a Senator and the first of his career by making 20 saves at Tampa Bay on March 29 in a 3-0 victory...Set franchise record for a rookie goaltender, winning eight consecutive games March 5-21...Was recalled once on Jan. 9 and remained with the Senators for the duration of the season...Was Molson Cup Award winner in February and March...With the American Hockey League's (AHL) Binghamton Senators, he had an 18-8-1-2 record with a 2.31 goals against average and a .926 save percentage in 30 games...Named the AHL's Goaltender of the Month for December. **2007-08:** Made Senators and NHL debut by turning aside 27 shots in a 3-1 win at Atlanta on Oct. 10...The win over the Thrashers marked his lone NHL appearance of the season...Set professional career highs in games (44), wins (18), shutouts (two), goals against average (2.81) and save percentage (.915) in his first full season with Binghamton...Made a career-high 46 saves in a 4-3 victory over Syracuse on Dec. 14...Earned his first professional shutout by stopping 37 shots in a 4-0 win over Rochester on Feb. 22.

**COLLEGE CAREER:** **2006-07:** Finished career at Wisconsin with school records of 1.78 goals against average, .931 save percentage and 16 shutouts...Career numbers put him sixth in GAA and tied for fourth in save percentage in NCAA history...WCHA goaltending champion for the second consecutive season. **2005-06:** Captured the NCAA Championship...Finalist for the Hobey Baker Memorial Award...RBK/AHCA First-Team West All-American...NCAA Midwest Regional Most Outstanding Player...Named to Frozen Four All-Tournament Team...National leader with .814 win percentage (27-5-3), 1.55 GAA and .938 save percentage. **2004-05:** Posted three shutouts to tie for third on Wisconsin's single season shutout list...Began the season with 164:37 shutout streak and back-to-back shutouts. **2003-04:** Spent his freshman season at Wisconsin as back-up goaltender, appearing in six games with a 3-3-0 record and 2.14 GAA...Made his college hockey debut in 4-1 win against Quinnipiac on Oct. 25...Named all-tournament goaltender at the Badger Hockey Showdown...Ran his winning streak to three games with 8-1 win against Union on Dec. 27.

**TRANSACTIONS:** July 1, 2011 - Signed by St. Louis as a free agent...Feb. 18, 2011 - Traded to Colorado by Ottawa in exchange for Craig Anderson...June 22, 2003 - Ottawa's ninth round selection, 291st overall in the 2003 NHL Entry Draft.

#### CAREER HIGHLIGHTS:

LONGEST WIN STREAK: 9 - Jan. 18, 2010 - Feb. 4, 2010  
 LONGEST TEAM POINT STREAK: 9 - (9-0-0) Jan. 18, 2010 - Feb. 4, 2010  
 LONGEST SHUTOUT SEQUENCE: 241:33 - March 15, 2012 - Apr. 4, 2012  
 MOST SHOTS FACED, GAME: 46 - Nov. 15, 2010 at Philadelphia  
 FIRST NHL GAME: Oct. 10, 2007 at Atlanta

FIRST NHL WIN: Oct. 10, 2007 at Atlanta  
 FIRST NHL SHUTOUT: March 29, 2009 at Tampa Bay  
 FIRST GAME AS A BLUE: Oct. 15, 2011 at San Jose  
 FIRST WIN AS A BLUE: Oct. 15, 2011 at San Jose  
 FIRST SHUTOUT AS A BLUE: Oct. 26, 2011 at Vancouver

#### VS NHL


	PRIOR SEASONS									2012-2013 REGULAR SEASON									CAREER								
	GP	W	L	T	OT	SO	GA	GAA	SV%	GP	W	L	T	OT	SO	GA	GAA	SV%	GP	W	L	T	OT	SO	GA	GAA	SV%
Anaheim	4	1	2	0	1	0	15	3.63	0.891	1	0	0	0	1	0	5	4.62	0.783	5	1	2	0	2	0	20	3.83	0.876
Boston	11	3	5	0	3	1	30	2.98	0.898	0	0	0	0	0	0	0	0.00	0.000	11	3	5	0	3	1	30	2.98	0.898
Buffalo	11	9	0	0	2	19	1.81	0.940	0	0	0	0	0	0	0	0	0.00	0.000	11	9	0	0	2	2	19	1.81	0.940
Calgary	6	2	3	0	0	1	10	1.92	0.922	1	1	0	0	0	1	1.00	0.947	7	3	3	0	0	1	11	1.77	0.925	
Carolina	10	5	4	0	0	23	2.50	0.909	0	0	0	0	0	0	0	0	0.00	0.000	10	5	4	0	0	0	23	2.50	0.909
Chicago	4	1	2	0	1	0	9	2.21	0.923	4	2	2	0	0	9	2.23	0.920	8	3	4	0	1	0	18	2.22	0.921	
Colorado	4	2	1	0	1	11	2.69	0.864	2	1	1	0	0	5	3.09	0.865	6	3	2	0	1	0	16	2.81	0.864		
Columbus	5	4	0	0	1	11	2.16	0.919	1	1	0	0	0	0	1	1.00	0.960	6	5	0	0	1	0	12	1.97	0.925	
Dallas	2	0	1	0	0	4	3.33	0.907	2	1	1	0	0	5	2.52	0.898	4	1	2	0	0	0	9	2.83	0.902		
Detroit	7	2	4	0	1	0	16	2.45	0.920	3	1	2	0	0	1	7	2.58	0.908	10	3	6	0	1	0	23	2.49	0.916
Edmonton	7	4	3	0	0	0	20	3.05	0.882	0	0	0	0	0	0	0	0.00	0.000	7	4	3	0	0	0	20	3.05	0.882
Florida	5	3	2	0	0	14	3.21	0.884	0	0	0	0	0	0	0	0	0.00	0.000	5	3	2	0	0	0	14	3.21	0.884
Los Angeles	5	0	3	0	1	12	2.74	0.911	2	0	1	0	0	5	4.11	0.839	7	0	4	0	1	0	17	3.04	0.898		
Minnesota	2	1	0	0	0	1	3	2.47	0.880	3	3	0	0	0	1	5	1.85	0.915	5	4	0	0	0	2	8	2.04	0.905
Montreal	11	4	3	0	1	29	3.21	0.897	0	0	0	0	0	0	0	0	0.00	0.000	11	4	3	0	1	1	29	3.21	0.897
Nashville	3	2	1	0	0	1	4	1.34	0.952	3	2	1	0	0	1	4	1.98	0.897	6	4	2	0	0	2	8	1.60	0.935
New Jersey	5	2	3	0	0	1	10	2.17	0.907	0	0	0	0	0	0	0	0.00	0.000	5	2	3	0	0	1	10	2.17	0.907
NY Islanders	7	4	1	0	1	0	17	2.65	0.910	0	0	0	0	0	0	0	0.00	0.000	7	4	1	0	1	0	17	2.65	0.910
NY Rangers	5	1	3	0	1	0	12	2.57	0.903	0	0	0	0	0	0	0	0.00	0.000	5	1	3	0	1	0	12	2.57	0.903
Ottawa	1	1	0	0	0	0	1	1.00	0.966	0	0	0	0	0	0	0	0.00	0.000	1	1	0	0	0	0	1	1.00	0.966
Philadelphia	7	5	2	0	0	2	16	2.48	0.920	0	0	0	0	0	0	0	0.00	0.000	7	5	2	0	0	2	16	2.48	0.920
Phoenix	5	3	2	0	0	1	11	2.21	0.917	1	1	0	0	0	0	1	0.94	0.971	6	4	2	0	0	1	12	1.99	0.928
Pittsburgh	7	4	1	0	1	0	16	2.63	0.925	0	0	0	0	0	0	0	0.00	0.000	7	4	1	0	1	0	16	2.63	0.925
San Jose	4	2	1	0	1	7	1.72	0.945	0	0	0	0	0	0	0	0	0.00	0.000	4	2	1	0	1	0	7	1.72	0.945
St. Louis	3	2	1	0	0	0	8	2.67	0.906	0	0	0	0	0	0	0	0.00	0.000	3	2	1	0	0	0	8	2.67	0.906
Tampa Bay	6	3	2	0	1	2	12	1.96	0.918	0	0	0	0	0	0	0	0.00	0.000	6	3	2	0	1	2	12	1.96	0.918
Toronto	10	3	5	0	1	1	27	3.07	0.901	0	0	0	0	0	0	0	0.00	0.000	10	3	5	0	1	1	27	3.07	0.901
Vancouver	8	3	4	0	1	17	2.15	0.925	1	1	0	0	0	1	0.92	0.955	9	4	4	0	1	1	18	2.00	0.928		
Washington	7	4	2	0	0	0	24	3.74	0.867	0	0	0	0	0	0	0	0.00	0.000	7	4	2	0	0	0	24	3.74	0.867
Winnipeg	8	4	2	0	1	0	24	3.32	0.886	0	0	0	0	0	0	0	0.00	0.000	8	4	2	0	1	0	24	3.32	0.886
NHL Totals	180	84	63	0	20	18	432	2.60	0.909	24	14	8	0	1	3	49	2.28	0.907	204	98	71	0	21	21	481	2.56	0.909

#### CAREER RECORD

REGULAR SEASON											PLAYOFFS							
Season	Club	League	GP	W	L	OTL	MIN	GA	SO	AVG	GP	W	L	MIN	GA	SO	AVG	
2003-04	Wisconsin	WCHA	6	3	3	0	336	12	0	3.86								
2004-05	Wisconsin	WCHA	9	6	2	1	467	9	3	1.16	--	--	--	--	--	--	--	
2005-06	Wisconsin	WCHA	35	27	5	3	2128	55	8	1.55								
2006-07	Wisconsin	WCHA	36	15	17	2	2053	72	5	2.10								
	Binghamton	AHL	8	3	4	0	425	30	0	4.24	--	--	--	--	--	--	--	
2007-08	Ottawa	NHL	1	1	0	0	60	1	0	1.01	--	--	--	--	--	--	--	
	Binghamton	AHL	44	18	19	1	2394	112	2	2.81	--	--	--	--	--	--	--	
2008-09	Ottawa	NHL	31	16	8	3	1667	77	2	2.77	--	--	--	--	--	--	--	
	Binghamton	AHL	30	18	8	1	1691	65	2	2.31	--	--	--	--	--	--	--	
2009-10	Ottawa	NHL	55	29	18	4	3038	130	5	2.57	4	1	2	203	14	0	4.14	
2010-11	Ottawa	NHL	43	13	19	8	2293	122	3	3.19	--	--	--	--	--	--	--	
	Colorado	NHL	12	2	8	1	690	44	0	3.83	--	--	--	--	--	--	--	
2011-12	St. Louis	NHL	38	23	10	4	2,235	58	9	1.56	8	3	4	455	18	0	2.3	
2012-13	St. Louis	NHL	24	14	8	1	1,292	49	3	2.28	6	2	4	378	12	0	1.90	
NHL TOTALS			204	98	71	21	11,275	481	21	2.56	18	6	10	1,036	44	0	2.55	
ST. LOUIS TOTALS			62	37	18	5	3,527	107	12	1.82	14	5	8	833	30	0	2.16	



# ST. LOUIS BLUES



## 41 JAROSLAV HALAK GOALTENDER

**HEIGHT:** 5-11 **WEIGHT:** 181  
**CATCHES:** Left  
**BORN:** 5-13-85  
**BIRTHPLACE:** Bratislava, Slovakia

**2012-13:** Posted a 6-5-1 record including a .899 sv% and 2.14 GAA... Tied Glen Hall for the franchise lead in shutouts with the 16th of his Blues career on Mar. 23 at Edmonton... Etched a season high four-game win streak from Jan. 19 to Jan. 26... Made a season high 36 saves on Mar. 28 vs. Los Angeles... Missed 19 total games during the season due to a lower body injury... Tied for the club lead with three shutouts for the season.

**CAREER:** **2011-12:** Along with Brian Elliott, captured the 2nd Jennings Trophy in franchise history... Ranked 5th in the NHL in goals against average (1.97 – career low), 7th in save percentage (.926 – career high) and tied for 5th in shutouts (6)... Set career lows for losses (12) and goals allowed (90)... Set a new career high with an eight-game win streak from Feb. 23 to Mar. 11 including a six-game road win streak... Along with Brian Elliott, tied a modern day NHL record for a goaltending tandem with 15 combined shutouts, surpassing the club mark of 13 set in 1968-69 by Jacques Plante and Glenn Hall... Halak and Elliott became the first tandem in NHL history to each record at least six shutouts in a season and the first in club history to each record 20 wins in a season... Earned his 100th win as a Blue on Feb. 23 at Nashville... Played in his 200th career game on Mar. 17 at Tampa Bay... Played in his 100th game as a Blue on Mar. 21 at Anaheim. **Playoffs:** Posted a 1-1-1 record including a 1.73 goals against average and a .935 save percentage prior to suffering an ankle injury on Apr. 14 vs. San Jose. **2010-11:** Posted a 27-21-7 record, setting new career highs in games played (57), wins and shutouts (7)... Accrued a .910 save percentage, a 2.48 goals against average and his seven shutouts ranked fourth among NHL goaltenders... Had three shutouts in his first nine games surpassing the standard set by Jacques Plante (Nov. 1968), who posted his third shutout for St. Louis in his 11th game as a Blue... Recorded three shutouts against Nashville becoming the first Blues goaltender since Jacques Plante (1969-70 vs. Philadelphia) to shutout the same opponent three times in a single season... Allowed two or fewer goals in 30 games... Recorded a 17-10-5 record in 32 home games including a .923 save percentage and a 2.11 goals against average... Started the season with a 6-1-1 record, .932 save percentage and a 1.71 goals against average in October, his best career month of play... Was named the NHL's Second Star of the Week for the week ending Oct. 24... Finished his year with a 3-1-0 record in April including a .950 save percentage and a 1.25 goals against average... Recorded seven multi-game win streaks including tying a career best six-game win streak from Oct. 22 to Nov. 6... Played his 6,000th career minute on Oct. 18 at Chicago... Earned his first shutout as a Blue on Oct. 23 vs. Pittsburgh. **2009-10:** Posted a 26-13-5 record for Montreal and tied for fourth in the NHL in save percentage (.924), ninth in goals against average (2.40) and was tied for seventh with five shutouts... In his 26 wins, he had a goals against average of 1.68 and a save percentage of .948%... Was 4-2-0 vs. the Western Conference with a GAA of 2.19 and a .928% save percentage... Won the 2009-10 "Molson Cup" as team MVP... Set two new personal highs with 47 saves and facing 50 shots on Dec. 21 at ATL... Named the NHL's First Star for the week ending on Dec. 27 (3-0-0, 1.97 GAA, .959 save % – 140 saves on 146 shots)... Set a new personal high with a 157-45 shutout streak (Jan. 22 to 26)... Won six consecutive games, (March 6 to March 16) setting a personal best... Named the NHL's First Star for the week ending on April 4 (2-0-0, 0.00 GAA, 1.000 save % – 64 saves on 64 shots). **Playoffs:** Won his first career playoff game on April 15... Took the Canadiens to the Eastern Conference Finals by winning two game sevens and eliminating

Washington and Pittsburgh... Won three straight games and eliminated the Capitals in round one by stopping 131 of 134 shots... Set both a personal high and a team record for a playoff game when he stopped 53 of 54 shots in Game Six of the series against Washington on April 26... Among all playoff goaltenders, ranked second in games played (18), second in wins (9), first in save percentage (.923%) and third in goals against average (2.55). **2008-09:** Earned four wins in as many home games in January... Earned his first shutout of the season (3-0) on Feb. 24 against Vancouver... Named Molson Cup Player of the Month for February, posting five wins, one shutout, a 2.90 goals-against average and a .931 save percentage... From Feb. 13 to April 12, posted a .935 save percentage, third best among NHL goalies with at least four games played. **Playoffs:** Appeared in one game for Montreal. **2007-08:** Had a 9-7-2 record with two shutouts, a 2.26 goals-against average and a .922 save percentage when called up from Hamilton on Jan. 8... Was named the American Hockey League's (AHL) Player of the Week for the period ending on Jan. 6, posting a 3-1-0 record with one shutout, a 1.01 goals-against average and a .966 save percentage... Posted a 6-3-0 record with a 1.74 goals against average and a .943 save percentage with the Bulldogs in February... Became the first Canadiens rookie netminder to win his first eight career home games. **Playoffs:** Made his postseason debut on April 28 and started his first game on April 30. **2006-07:** Recalled by the Canadiens on Feb. 15, winning his first three games in the NHL, including his first start on Feb. 18 at Columbus... Had a perfect record at the Bell Centre (7-0-0 - 1.84 - .935 - 2 SO) and became the first goaltender since Bob Froese (Philadelphia - 1982-1983) to win his first seven decisions at home... Won the March/April segment of the Molson Cup (14 points)... Named NHL's Third Star of the Week for the period starting on March 19 and ending on March 25 (3-0-0 - 1.33 - .957 - 1 SO)... Won six games in March (2.95 - .909 - 1 SO)... Named to the AHL All-Rookie Team... Led the AHL in goals-against average (2.00); ranked second in save percentage (.932%) and third in shutouts (six in 28 games)... Won four straight starts between Nov. 1-14, allowing only two goals and recording two shutouts... **2005-06:** Led the ECHL with a .932 save percentage and ranked second with a 2.05 goals-against average... Made 38 saves in his first career AHL start on Feb. 25 against the Binghamton Senators (3-2 shutout win)... Stopped all 21 shots he faced to earn his first-ever AHL shutout in only his second game on Feb. 28 against the San Antonio Rampage (1-0).

**JUNIOR CAREER:** **2004-05:** Ranked sixth in the Quebec Major Junior Hockey League (QMJHL) in shutouts (4); seventh in save percentage (.913); eighth in wins (24); ninth in goals-against average (2.78) and shots faced (1,442).

**INTERNATIONAL CAREER:** **2010-11:** Played for Slovakia at the 2011 World Championship... **2009-10:** Represented Slovakia at the 2010 Winter Olympics in Vancouver, finishing fourth... **2007-09:** Played for Slovakia at the 2007 and 2009 World Championships and was named Slovakia's goaltender of the year in 2009... **2004-05:** Played in the 2004 and 2005 World Junior Championships... **2002-03:** Represented Slovakia at the 2002 and 2003 IIHF World Hockey Championships, capturing a silver medal in 2003 and was named the top goaltender of the tournament.

**TRANSACTIONS:** June 17, 2010 – Acquired by St. Louis from Montreal in exchange for Lars Eller and Ian Schultz... June 22, 2003 – Montreal's ninth round selection, 271st overall in the 2003 NHL Entry Draft.

# THE PLAYERS

## CAREER HIGHLIGHTS:


LONGEST WIN STREAK: 8 – Feb. 23, 2012 – Mar. 11, 2012  
LONGEST TEAM POINT STREAK: 10 – (9-0-1) Feb. 23, 2012 – Mar. 17, 2012  
LONGEST SHUTOUT SEQUENCE: 157:45 – Jan. 22, 2010 – Jan. 26, 2010  
MOST SHOTS FACED, GAME: 50 – Dec. 21, 2009 at Atlanta

FIRST NHL GAME: Feb. 18, 2007 at Columbus  
FIRST NHL WIN: Feb. 18, 2007 at Columbus  
FIRST NHL SHUTOUT: March 20, 2007 vs. Boston  
FIRST GAME AS A BLUE: Oct. 9, 2010 vs. Philadelphia  
FIRST WIN AS A BLUE: Oct. 9, 2010 vs. Philadelphia  
FIRST SHUTOUT AS A BLUE: Oct. 23, 2010 vs. Pittsburgh

VS NHL																											
PRIOR SEASONS									2012-2013 REGULAR SEASON									CAREER									
	GP	W	L	T	OT	SO	GA	GAA	SV%	GP	W	L	T	OT	SO	GA	GAA	SV%	GP	W	L	T	OT	SO	GA	GAA	SV%
Anaheim	8	4	3	0	0	0	18	2.54	0.890	1	0	1	0	0	0	3	3.00	0.857	9	4	4	0	0	21	2.60	0.886	
Boston	9	6	3	0	0	2	17	1.86	0.941	0	0	0	0	0	0	0	0.00	0.000	9	6	3	0	0	2	17	1.86	0.941
Buffalo	6	4	2	0	0	1	18	2.97	0.896	0	0	0	0	0	0	0	0.00	0.000	6	4	2	0	0	1	18	2.97	0.896
Calgary	7	3	4	0	0	0	18	2.59	0.908	1	0	1	0	0	0	3	3.05	0.824	8	3	5	0	0	21	2.65	0.901	
Carolina	5	1	2	0	0	0	10	2.28	0.929	0	0	0	0	0	0	0	0.00	0.000	5	1	2	0	0	10	2.28	0.929	
Chicago	6	3	0	0	0	1	12	1.93	0.938	1	0	1	0	0	0	3	3.00	0.870	7	3	1	0	3	15	2.07	0.931	
Colorado	5	2	2	0	0	0	15	2.97	0.909	1	0	0	0	0	1	1	0.92	0.950	6	2	2	0	2	0	16	2.61	0.914
Columbus	11	6	4	0	0	0	29	2.78	0.906	1	1	0	0	0	0	1	1.00	0.950	12	7	4	0	1	0	30	2.62	0.909
Dallas	7	3	4	0	0	0	17	2.45	0.903	1	1	0	0	0	0	3	3.00	0.870	8	4	4	0	0	1	20	2.52	0.899
Detroit	7	2	4	0	0	0	29	4.16	0.876	2	1	0	0	0	2	1	1.58	0.920	9	3	4	0	1	1	31	3.77	0.880
Edmonton	7	5	1	0	1	2	15	2.13	0.909	3	2	0	0	0	1	2	0.77	0.958	10	7	1	0	3	17	1.76	0.920	
Florida	8	7	1	0	0	1	15	1.86	0.940	0	0	0	0	0	0	0	0.00	0.000	8	7	1	0	0	1	15	1.86	0.940
Los Angeles	6	6	2	0	0	2	13	1.70	0.935	2	0	2	0	0	0	8	4.53	0.867	10	6	4	0	2	21	2.23	0.919	
Minnesota	6	1	2	0	0	0	15	2.59	0.909	1	0	0	0	0	0	0	0.00	1.00	7	1	2	0	3	0	15	2.45	0.911
Montreal	2	2	0	0	0	0	1	0.50	0.979	0	0	0	0	0	0	0	0.00	0.000	2	2	0	0	0	1	1	0.50	0.979
Nashville	13	7	3	0	0	3	23	1.71	0.934	2	1	0	0	0	0	3	1.94	0.875	15	8	3	0	4	26	1.74	0.930	
New Jersey	7	2	3	0	0	0	17	2.75	0.917	0	0	0	0	0	0	0	0.00	0.000	7	2	3	0	0	17	2.75	0.917	
NY Islanders	7	5	1	0	1	2	10	1.41	0.955	0	0	0	0	0	0	0	0.00	0.000	7	5	1	0	2	10	1.41	0.955	
NY Rangers	10	5	4	0	0	1	26	2.88	0.904	0	0	0	0	0	0	0	0.00	0.000	10	5	4	0	1	26	2.88	0.904	
Ottawa	9	3	5	0	0	0	24	2.76	0.918	0	0	0	0	0	0	0	0.00	0.000	9	3	5	0	0	24	2.76	0.918	
Philadelphia	6	4	2	0	0	0	13	2.28	0.929	0	0	0	0	0	0	0	0.00	0.000	6	4	2	0	0	1	13	2.28	0.929
Phoenix	4	2	2	0	0	0	10	2.52	0.919	0	0	0	0	0	0	0	0.00	0.000	4	2	2	0	0	10	2.52	0.919	
Pittsburgh	3	2	1	0	0	0	7	2.61	0.907	0	0	0	0	0	0	0	0.00	0.000	3	2	1	0	0	1	7	2.61	0.907
San Jose	7	4	2	0	0	2	14	2.30	0.926	0	0	0	0	0	0	0	0.00	0.000	7	4	2	0	0	2	14	2.30	0.926
St. Louis	1	0	0	0	0	0	3	2.77	0.893	0	0	0	0	0	0	0	0.00	0.000	1	0	0	0	0	3	2.77	0.893	
Tampa Bay	3	2	1	0	0	0	7	2.36	0.908	0	0	0	0	0	0	0	0.00	0.000	3	2	1	0	0	7	2.36	0.908	
Toronto	12	6	2	0	0	3	34	2.85	0.912	0	0	0	0	0	0	0	0.00	0.000	12	6	2	0	3	34	2.85	0.912	
Vancouver	7	4	2	0	0	0	13	2.18	0.933	0	0	0	0	0	0	0	0.00	0.000	7	4	2	0	0	1	13	2.18	0.933
Washington	7	4	3	0	0	0	17	2.43	0.906	0	0	0	0	0	0	0	0.00	0.000	7	4	3	0	0	17	2.43	0.906	
Winnipeg	6	4	2	0	0	0	17	3.31	0.901	0	0	0	0	0	0	0	0.00	0.000	6	4	2	0	0	17	3.31	0.901	
NHL Totals	204	109	67	0	21	22	477	2.43	0.918	16	6	5	0	1	3	29	2.14	0.899	220	115	72	0	22	25	506	2.41	0.917

## CAREER RECORD

REGULAR SEASON											PLAYOFFS										
Season	Club	League	GP	W	L	OTL	MIN	GA	SO	AVG	GP	W	L	MIN	GA	SO	AVG				
2004-05	Lewiston	QMJHL	47	24	17	4	2697	125	4	2.78	8	4	4	40	27	0	3.52				
2005-06	Hamilton	AHL	13	7	6	0	786	30	3	2.29	--	--	--	--	--	--	--				
	Long Beach	ECHL	20	11	4	2	1026	35	2	2.05	4	2	2	252	13	0	3.10				
2006-07	Montreal	NHL	16	10	6	0	912	44	2	2.89	--	--	--	--	--	--	--				
	Hamilton	AHL	28	16	11	0	1618	54	6	2.00	--	--	--	--	--	--	--				
	Slovakia	WC	2	1	1	0	119	5	1	2.52	--	--	--	--	--	--	--				
2007-08	Montreal	NHL	6	2	1	1	285	10	1	2.11	2	0	1	77	3	0	2.34				
	Hamilton	AHL	28	15	10	2	1630	57	2	2.10	--	--	--	--	--	--	--				
2008-09	Montreal	NHL	34	18	14	1	1931	92	1	2.86	1	0	0	20	0	0	0.00				
	Slovakia	WC	4	1	2	0	189	10	0	3.17	--	--	--	--	--	--	--				
2009-10	Montreal	NHL	45	26	13	5	2,630	105	5	2.40	18	9	9	1013	43	0	2.55				
	Slovakia	Olympics	7	3	4	0	423	17	1	2.41	--	--	--	--	--	--	--				
2010-11	St. Louis	NHL	57	27	21	7	3,294	136	7	2.48	--	--	--	--	--	--	--				
	Slovakia	WC	6	2	4	0	354	15	0	2.54	--	--	--	--	--	--	--				
2011-12	St. Louis	NHL	46	26	12	7	2,747	90	6	1.97	2	1	1	104	3	0	1.73				
2012-13	St. Louis	NHL	16	6	5	1	813	29	3	2.14	--	--	--	--	--	--	--				
NHL TOTALS			220	115	72	22	12,611	506	25	2.41	23	10	11	1215	49	0	2.42				
ST. LOUIS TOTALS			119	59	38	15	6,854	255	16	2.23	2	1	1	104	3	0	1.73				



# 5

## BARRET JACKMAN

### DEFENSEMAN

**HEIGHT:** 6-0 **WEIGHT:** 202  
**SHOOTS:** Left  
**BORN:** 3-5-81  
**BIRTHPLACE:** Trail, British Columbia

**2012-13:** Etched a career best two-game goal streak from Jan. 27 to Jan. 31 (2-0-2)... Posted a season best three-game points streak from Mar. 5 to Mar. 9 (0-4-4)... Led the Blues with a +6 rating for the season, ranked 2nd with 89 blocked shots, 5th with 70 hits and 6th with 39 penalty minutes... Ranked 3rd on the team averaging 2.46 of shorthanded ice time per game... Tallied three goals for the season matching his combined total from the previous three seasons... Appeared in his 600th career NHL game, Jan. 21 at Nashville... Played in his 616th game becoming Blues' all-time leader among d-men, Feb. 23 vs. Columbus. **Playoffs:** Tied for fourth on the club with two points (1G, 1A) in six games including his first career playoff goal (GWG) in Game 2 vs. Los Angeles... Led the club with 10 penalty minutes and ranked 5th on the team in ice time per game (20:12)

**CAREER:** **2011-12:** Tied for 4th in the NHL in home plus/minus (+23) and 18th in blocked shots (153) while ranking 9th in shorthanded TOU/G (3:26)... Tied for 2nd among all Blues' skaters in plus/minus (+20) and 7th in penalty minutes (57), while ranking 8th in hits (106)... Among Blues' defensemen, ranked 4th in points (13) and assists (12)... Finished the year tied for 9th (Chris Pronger) on the Blues' all-time games played list (598)... Among Blues defensemen all time, finished 10th in points (139), 9th in assists (119), 15th in goals (20) and 5th in penalty minutes (843)... Served his 800th career penalty minute on Nov. 10 vs. Toronto. **Playoffs:** Appeared in nine games posting one assist and ranking 2nd on the club with 21 penalty minutes. **2010-11:** Led Blues defenseman with 57 penalty minutes and ranked third in plus/minus with a +3... Ranked second among all Blues skaters logging 20:48 of ice time per game... Recorded 13 assists in 60 games... Posted assists in back-to-back games twice including Dec. 28 vs. Chicago and Dec. 31 vs. Phoenix (3a)... Played his 500th game as a Blue/NHL career on Feb. 14 vs. Vancouver... Tallied his 100th assist as a Blue/NHL career on Dec. 28 vs. Chicago... Finished the year with 517 career games played as a Blue, two games shy of tying Red Berenson for 12th in franchise history **2009-10:** Led the team in average time on ice per game at 22:40 and ranked sixth in the NHL averaging 3:47 of shorthanded ice time per game... Led all Blues defensemen and finished fifth overall with 81 penalty minutes... Recorded the seventh best plus/minus on the Blues with a plus-3... Finished third on the team in blocked shots with 106... Blocked at least one shot in 52 of his 66 games played and three or more shots 15 times including a season best five blocked shots in the season opener in Sweden on Oct. 2 vs. Detroit... Posted eight games with a plus-2 rating or higher including two games with a plus-3 rating on Nov. 10 vs. Vancouver and Dec. 5 at Los Angeles... Became the only Blues defenseman to score two goals in a game on Jan. 7 at Anaheim, his second career multi-goal game... Served his 700th career penalty minute Feb. 6 vs. Chicago and appeared in his 400th career game as well as earned his 100th career point Nov. 21 vs. the New York Islanders. **2008-09:** Ranked second in the NHL with 359:57 of shorthanded time... Blocked nine shots on March 17 at Edmonton and posted at least one blocked shot in 70 of his 82 games... Was one of four Blues to play in all 82 games... Recorded a plus-3 rating on April 7 at Phoenix... Posted a career-high 31:50 of ice time on Jan. 2 at Carolina... Registered a 4-game assist streak (4A) from Dec. 30-Jan. 9, tying a career-high... Recorded his 600th career penalty minute on Dec. 10 at Anaheim. **Playoffs:** Played in four games, recording one assist and five penalty minutes. **2007-08:** Ranked third on the team with 93 penalty minutes... Recorded his 500th career NHL penalty minute on Dec. 20 vs. Detroit... Skated in his 300th career NHL game on March 18 at Montreal. **2006-07:** Collected career highs in points (27) and assists (24), skating in 70 games... Ranked first on the team with a plus-20 rating and 98 hits... Ranked third on the team with 133 blocked shots... Ranked third on the team, averaging 21:29 minutes of ice-time... Ranked second on the team with 82 penalty minutes... Recorded his 400th career NHL penalty minute on Nov. 25 vs. Phoenix... Played in his 200th career NHL game on Jan. 30 vs. Minnesota... Posted a career high four-game point streak (0g, 4a) from Feb. 16-25... Tied a career high with three points in a game (3a) on March 29 vs.

Edmonton... Missed 11 games due to injury. **2005-06:** Named assistant captain for the 2005-06 season... Ranked first on the team with 156 penalty minutes... Tallied his first career overtime game-winning goal on Feb. 4 vs. Dallas... Scored his first career multi-goal game on Nov. 26 vs. Columbus... Collected his 300th career NHL penalty minute on Jan. 4 vs. Nashville... Skated in his 100th career NHL game on Oct. 15 vs. Nashville... Suffered a broken jaw on March 20 at Nashville missing the final 16 games of the regular season... Missed 19 games due to injury. **2004-05:** Played in 28 games with the Missouri River Otters of the United Hockey League, collecting 20 points (3g, 17a) along with 61 penalty minutes... Ranked third on the team among defensemen with 20 points (3g, 17a)... Finished third on the team with a plus-10 ranking. **2003-04:** Missed the majority of the season with a separated shoulder, only appearing in 15 games... Registered three points (1g, 2a) along with 41 penalty minutes... Notched his 200th career penalty minute on Oct. 16 at Nashville, while recording a career-high 20 penalty minutes. **2002-03:** Was awarded the NHL's Calder Memorial Trophy (National Hockey League's most outstanding rookie), becoming the first Blue in franchise history to capture the award... Was named to the 2002-03 NHL All-Rookie Team, becoming the fourth Blue to be named... Was the only NHL rookie and Blues' player to skate in all 82 games... Led all rookies in average ice-time, playing 20:04 per game... Finished first on the team and was second among NHL rookies, posting a plus-23 rating... Ranked first among NHL defensemen, eighth in the NHL and second on the team with 190 penalty minutes... Was tied for 11th among NHL rookies with 16 assists... Recorded a career-high three assists while posting a plus-four rating on Feb. 17 vs. Calgary... Notched a career-high 19 penalty minutes on March 29 vs. Detroit... Recorded his first career NHL goal on Nov. 3 at the N.Y. Rangers... Tallied his first career multi-point game, notching a goal and an assist on Dec. 8 at Detroit... Assisted on the game-winning goal in overtime on Oct. 26 at Calgary. **Playoffs:** Skated in all seven post season contests, recording 14 penalty minutes, tying him for second on the team. **2001-02:** Was recalled on April 13 and made his NHL debut on April 14 at Detroit... Spent the season with Worcester prior to his recall... Named to the 2001-02 AHL All-Rookie Team... Was named Worcester's Rookie of the Year... Skated in 75 games, collecting 14 points (2g, 12a) and 266 penalty minutes... His 266 penalty minutes ranked first on the club... Tied for first on the team appearing in 75 games... Tied for third on the club posting a plus-22 rating. **Playoffs:** Recalled by St. Louis for the playoffs, making his postseason debut on May 11 at Detroit.

**JUNIOR CAREER:** Played four seasons with the Regina Pats of the Western Hockey League, collecting 139 points (28g, 111a) and 796 penalty minutes... Was named to the 2000 WHL East Second All-Star Team... Ranked third on the team in penalty minutes during the 1999-2000 season, registering 175 penalty minutes... Led the team with 259 penalty minutes during the 1998-99 season... Ranked second on Regina, recording 224 penalty minutes in his rookie season with Regina... Named the youngest captain in Regina Pats history.

**INTERNATIONAL CAREER:** **2006-07:** Played with Team Canada at the 2007 World Championships, capturing the gold medal... Recorded two assists and six penalty minutes in nine games played... **2000-2001:** Won bronze medals with Team Canada at the 2000 IIHF World Junior Championship in Sweden and the 2001 IIHF World Junior Championship in Russia... **1997-98:** Won a gold medal as team captain with the National Under-18 Team at the 1998 Four Nations Tournament in the Czech Republic.

**TRANSACTIONS:** June 26, 1999 – St. Louis' first choice, 17th overall.

#### CAREER HIGHLIGHTS:

**MOST GOALS, GAME:** 2 – Twice, Last, Jan. 7, 2010 at Anaheim  
**MOST ASSISTS, GAME:** 3 – Twice, Last, March 29, 2007 vs. Edmonton  
**MOST POINTS, GAME:** 3 – Twice, Last, March 29, 2007 vs. Edmonton  
**MOST PIM, GAME:** 22 – April 5, 2007 at Nashville  
**MOST SHOTS, GAME:** 5 – Four Times, Last, Jan. 7, 2010 at Anaheim  
**CAREER PENALTY SHOTS:** None  
**FIRST NHL GAME:** April 14, 2002 at Detroit  
**FIRST NHL GOAL:** Nov. 3, 2002 at N.Y. Rangers  
**FIRST GAME AS A BLUE:** April 14, 2002 at Detroit

**FIRST GOAL AS A BLUE:** Nov. 3, 2002 at N.Y. Rangers

#### LONGEST PERSONAL STREAKS:

Goals: 2 (1X) 1/27/2013-1/31/2013 (2G)  
 Assists: 4 (2X) 12/30/2008-1/9/2009 (4A)  
 Points: 4 (2X) 12/30/2008-1/9/2009 (4A)  
 Games Played: 129 1/5/2008-10/8/2009

#### VS NHL

	PRIOR SEASONS					2012-2013 REGULAR SEASON					CAREER				
	GP	G	A	P	PIM	GP	G	A	P	PIM	GP	G	A	P	PIM
Anaheim	1	0	0	0	0	1	0	1	1	2	2	0	1	1	2
Boston	0	0	0	0	0	0	0	0	0	0	0	0	0	0	0
Buffalo	0	0	0	0	0	0	0	0	0	0	0	0	0	0	0
Calgary	1	0	0	0	0	1	0	2	2	0	2	0	2	2	0
Carolina	0	0	0	0	0	0	0	0	0	0	0	0	0	0	0
Chicago	1	0	0	0	2	3	2	0	2	0	4	2	0	2	2
Colorado	0	0	0	0	0	1	0	0	0	0	1	0	0	0	0
Columbus	2	0	1	1	0	2	0	0	0	0	4	0	1	1	0
Dallas	2	1	0	1	0	2	0	0	0	2	4	1	0	1	2
Detroit	5	1	1	2	2	1	0	0	0	0	6	1	1	2	2
Edmonton	1	1	0	1	2	1	0	1	1	0	2	1	1	2	2
Florida	0	0	0	0	0	0	0	0	0	0	0	0	0	0	0
Los Angeles	1	0	1	1	0	1	0	0	0	0	2	0	1	1	0
Minnesota	2	1	0	1	2	1	0	0	0	0	3	1	0	1	2
Montreal	1	0	0	0	0	0	0	0	0	0	1	0	0	0	0
Nashville	1	0	0	0	0	1	0	0	0	0	2	0	0	0	0
New Jersey	0	0	0	0	0	0	0	0	0	0	0	0	0	0	0
NY Islanders	1	0	0	0	0	0	0	0	0	0	1	0	0	0	0
NY Rangers	0	0	0	0	0	0	0	0	0	0	0	0	0	0	0
Ottawa	0	0	0	0	0	0	0	0	0	0	0	0	0	0	0
Philadelphia	0	0	0	0	0	0	0	0	0	0	0	0	0	0	0
Phoenix	2	0	0	0	0	3	0	0	0	0	5	0	0	0	0
Pittsburgh	0	0	0	0	0	0	0	0	0	0	0	0	0	0	0
San Jose	1	0	0	0	0	2	0	0	0	0	3	0	0	0	0
St. Louis	0	0	0	0	0	0	0	0	0	0	0	0	0	0	0
Tampa Bay	0	0	0	0	0	0	0	0	0	0	0	0	0	0	0
Toronto	1	0	0	0	0	0	0	0	0	0	1	0	0	0	0
Vancouver	1	0	1	1	0	0	0	0	0	0	1	0	1	1	0
Washington	1	0	0	0	0	0	0	0	0	0	1	0	0	0	0
Winnipeg	1	0	0	0	0	0	0	0	0	0	1	0	0	0	0
<b>NHL Totals</b>	<b>26</b>	<b>4</b>	<b>4</b>	<b>8</b>	<b>8</b>	<b>20</b>	<b>2</b>	<b>4</b>	<b>6</b>	<b>4</b>	<b>46</b>	<b>6</b>	<b>8</b>	<b>14</b>	<b>12</b>

#### CAREER RECORD

		REGULAR SEASON						PLAYOFFS				
Season	Club	League	GP	G	A	PTS	PIM	GP	G	A	PTS	PIM
1997-98	Regina	WHL	68	2	11	13	224	--	--	--	--	--
1998-99	Regina	WHL	70	8	36	44	259	--	--	--	--	--
1999-2000	Regina	WHL	53	9	37	46	175	--	--	--	--	--
2000-01	Regina	WHL	43	9	27	36	138	--	--	--	--	--
2001-02	St. Louis	NHL	1	0	0	0	0	1	0	0	0	2
	Worcester	AHL	75	2	12	14	266	3	0	1	1	4
2002-03	St. Louis	NHL	82	3	16	19	190	7	0	0	0	14
2003-04	St. Louis	NHL	15	1	2	3	41	--	--	--	--	--
2004-05	Missouri River Otters	UHL	28	3	17	20	61	3	0	0	0	4
2005-06	St. Louis	NHL	63	4	6	10	156	--	--	--	--	--
2006-07	St. Louis	NHL	70	3	24	27	82	--	--	--	--	--
	Peoria	AHL	1	0	0	0	0	--	--	--	--	--
	Canada	WC	9	0	2	2	6	--	--	--	--	--
2007-08	St. Louis	NHL	78	2	14	16	93	--	--	--	--	--
2008-09	St. Louis	NHL	82	4	17	21	86	4	0	1	1	5
2009-10	St. Louis	NHL	66	2	15	17	81	--	--	--	--	--
2010-11	St. Louis	NHL	60	0	13	13	57	--	--	--	--	--
2011-12	St. Louis	NHL	81	1	12	13	57	9	0	1	1	21
2012-13	St. Louis	NHL	46	3	9	12	39	6	1	1	2	10
NHL TOTALS			644	23	128	151	882	27	1	3	4	52
ST. LOUIS TOTALS			644	23	128	151	882	27	1	3	4	52





## 26

### DMITRIJ JASKIN

RIGHT WING

**HEIGHT:** 6-3 **WEIGHT:** 204  
**SHOOTS:** Left  
**BORN:** 3-23-93  
**BIRTHPLACE:** Omsk, Russia

**2012-13:** RMade his NHL debut on April 16 vs. Vancouver...Led the QMJHL's Moncton Wildcats and ranked 5th overall with 99 points including 46 goals and 53 assists in 51 games...Named the QMJHL's first star for Nov. 2012 and Jan. 2013...Earned first star of the week honors during consecutive weeks in Jan. 2013.

**CAREER:** **2011-12:** Dressed in 30 games with Slavia Praha HC of the Czech league posting one goal, one assist and 16 penalty minutes. **2010-11:** Posted 10 points in 33 games including three goals and seven assists to go along with 16 penalty minutes...Recorded three points including two goals and an assists to go along with 31 penalty minutes in 17 playoff appearances.

**TRANSACTIONS:** June 25, 2011 - St. Louis' second round selection, 41st overall.

#### CAREER HIGHLIGHTS

MOST SHOTS, GAME: 2 – Apr. 21, 2013 at Colorado

CAREER PENALTY SHOTS: None

FIRST NHL GAME: Apr. 16, 2013 vs. Vancouver

FIRST GAME AS A BLUE: Apr. 16, 2013 vs. Vancouver

#### LONGEST PERSONAL STREAKS:


Games Played: 1 4/21/2013

#### VS NHL

	PRIOR SEASONS					2012-2013 REGULAR SEASON					CAREER				
	GP	G	A	P	PIM	GP	G	A	P	PIM	GP	G	A	P	PIM
Anaheim	0	0	0	0	0	0	0	0	0	0	0	0	0	0	0
Boston	0	0	0	0	0	0	0	0	0	0	0	0	0	0	0
Buffalo	0	0	0	0	0	0	0	0	0	0	0	0	0	0	0
Calgary	0	0	0	0	0	0	0	0	0	0	0	0	0	0	0
Carolina	0	0	0	0	0	0	0	0	0	0	0	0	0	0	0
Chicago	0	0	0	0	0	0	0	0	0	0	0	0	0	0	0
Colorado	0	0	0	0	0	1	0	0	0	0	1	0	0	0	0
Columbus	0	0	0	0	0	0	0	0	0	0	0	0	0	0	0
Dallas	0	0	0	0	0	0	0	0	0	0	0	0	0	0	0
Detroit	0	0	0	0	0	0	0	0	0	0	0	0	0	0	0
Edmonton	0	0	0	0	0	0	0	0	0	0	0	0	0	0	0
Florida	0	0	0	0	0	0	0	0	0	0	0	0	0	0	0
Los Angeles	0	0	0	0	0	0	0	0	0	0	0	0	0	0	0
Minnesota	0	0	0	0	0	0	0	0	0	0	0	0	0	0	0
Montreal	0	0	0	0	0	0	0	0	0	0	0	0	0	0	0
Nashville	0	0	0	0	0	0	0	0	0	0	0	0	0	0	0
New Jersey	0	0	0	0	0	0	0	0	0	0	0	0	0	0	0
NY Islanders	0	0	0	0	0	0	0	0	0	0	0	0	0	0	0
NY Rangers	0	0	0	0	0	0	0	0	0	0	0	0	0	0	0
Ottawa	0	0	0	0	0	0	0	0	0	0	0	0	0	0	0
Philadelphia	0	0	0	0	0	0	0	0	0	0	0	0	0	0	0
Phoenix	0	0	0	0	0	0	0	0	0	0	0	0	0	0	0
Pittsburgh	0	0	0	0	0	0	0	0	0	0	0	0	0	0	0
San Jose	0	0	0	0	0	0	0	0	0	0	0	0	0	0	0
St. Louis	0	0	0	0	0	0	0	0	0	0	0	0	0	0	0
Tampa Bay	0	0	0	0	0	0	0	0	0	0	0	0	0	0	0
Toronto	0	0	0	0	0	0	0	0	0	0	0	0	0	0	0
Vancouver	0	0	0	0	0	1	0	0	0	0	1	0	0	0	0
Washington	0	0	0	0	0	0	0	0	0	0	0	0	0	0	0
Winnipeg	0	0	0	0	0	0	0	0	0	0	0	0	0	0	0
<b>NHL Totals</b>	<b>0</b>	<b>0</b>	<b>0</b>	<b>0</b>	<b>0</b>	<b>2</b>	<b>0</b>	<b>0</b>	<b>0</b>	<b>0</b>	<b>2</b>	<b>0</b>	<b>0</b>	<b>0</b>	<b>0</b>

#### CAREER RECORD

Season	Club	League	REGULAR SEASON					PLAYOFFS				
			GP	G	A	PTS	PIM	GP	G	A	PTS	PIM
2010-11	Slavia Praha HC	Czech	33	3	7	10	16	17	2	1	3	31
2011-12	Slavia Praha HC	Czech	30	1	1	2	16	--	--	--	--	--
2012-13	Moncton	QMJHL	51	46	53	99	73	5	1	2	3	16
	St. Louis	NHL	2	0	0	0	0	--	--	--	--	--
<b>NHL TOTALS</b>			<b>2</b>	<b>0</b>	<b>0</b>	<b>0</b>	<b>0</b>	<b>--</b>	<b>--</b>	<b>--</b>	<b>--</b>	<b>--</b>
<b>ST. LOUIS TOTALS</b>			<b>2</b>	<b>0</b>	<b>0</b>	<b>0</b>	<b>0</b>	<b>--</b>	<b>--</b>	<b>--</b>	<b>--</b>	<b>--</b>



# 40

## MAXIM LAPIERRE

### CENTER

**2012-13:** Appeared in all 48 games with Vancouver posting four goals and six assists for 10 points to go along with 45 penalty minutes... Ranked fifth on the team in penalty minutes and was one of two players to appear in each game of the season.

**Playoffs:** Dressed in four games and tied for fourth on the team with six penalty minutes.

**CAREER:** **2011-12:** Played in 82 games, collecting 19 points (9-10-19) and 130 penalty minutes... Ranked first on the team and 11th in the League for most hits (244)... Ranked 13th in the League for most penalty minutes (130)... Established a three-game scoring streak (3-2-5), Mar. 30-Apr. 3/12... Appeared in his 400th career game, Mar. 6/12 vs DAL... Recorded a season-high 10 hits, Mar. 1/12 vs STL... Collected two goals and six hits, Oct. 29/11 vs WSH... Notched the team's first goal of the season, Oct. 6/11 vs PIT. **Playoffs:** Recorded one assist and 16 penalty minutes in five playoff games. **2010-11:** Recorded 12 points (6-6-12) and 80 penalty minutes in 78 games played in his sixth NHL season... Split the season with Vancouver (1-0-1 in 19 games played), Anaheim (0-3-3 in 21 games played), and Montreal (5-3-8 in 38 games played)... Recorded his first goal as a Canuck, Mar. 16 vs COL... Appeared in a Canucks uniform for the first time, Mar. 1 vs CBJ... Appeared in his 300th NHL game, Jan. 18 at OTT... Notched 2 goals in a game, Nov. 22 at PHI... Made his season debut and recorded one assist, Oct. 7 at TOR. **Playoffs:** Appeared in his fourth playoff season recording a career high five points (3-2-5) and 66 penalty minutes in 25 games played... Ranked second in the League with 83 hits during the playoffs... Notched the game-winning goal in Game 5 of the Stanley Cup Final versus Boston on June 10... Won 54.1% of face-offs during the postseason. **2009-10:** Won 55 of 91 face-offs in Oct. (55.0%)... Scored his 2nd career game-deciding goal in the shootout at his 200th NHL game on Nov. 17 vs CAR... Suspended for four games due to an incident on March 4 at SJS. **Playoffs:** Scored his first playoff game-winning goal on May 10 against PIT... Ranked tied for 11th in the playoffs in the NHL with 49 hits. **2008-09:** Recorded a Gordie Howe hat trick, registering a goal, assist and fighting major on Dec. 4 (6-2 win vs. NYR)... Scored his 1st career hat trick, including the winning goal, Dec. 29 at FLA... Earned Player of The Month honours with Montreal in Dec... Scored the game-winning goal on Feb. 3 vs. PIT... Paced the team with 39 hits in March... Posted the team's 2nd-best rating (+7) in March... Winner of the 2008-09 Jacques Beuchamp Molson Trophy... One of only 3 Canadiens players (with T. Kostopoulos and T. Plekanec) not to miss a game due to injury... Recorded his best NHL season statistically with 15 goals, 13 assists for 28 points and a +9 rating... Won 53.2% of his faceoffs. **Playoffs:** Posted 26 penalty minutes in four playoff games. **2007-08:** Called up from Hamilton on Dec. 5... Had 7 goals, 7 assists with a +2 rating in 19 games when called up... Had 20 minutes of ice time, a season-high, on Dec. 30 at NYR... Scored 7 points (2-5-7) in 13 games in March... Played his 100th game with the Canadiens in the NHL on April 5 vs. TOR... Achieved personal bests for games played, goals and points in the NHL.

**HEIGHT:** 6-2 **WEIGHT:** 209  
**SHOOTS:** Right  
**BORN:** 3-29-85  
**BIRTHPLACE:** Saint-Leonard, Quebec

**Playoffs:** Recorded three assists and six penalty minutes in 12 playoff games. **2006-07:** Scored a goal in 3 straight games with the Canadiens between Dec. 14-19, and had a 4-game point streak from Dec. 12-19... Scored the 1st shorthanded goal of his career on March 10 at STL. **2005-06:** Made his NHL debut with Montreal on Nov. 15 vs. Florida.

**MINOR CAREER:** **2006-07:** Scored 4 goals in 6 games against Rochester in the 1st round of the AHL playoffs, including 2 in the decisive game, on April 28... Collected 5 points, including 4 assists, in 5 games in the Calder Cup final against Hershe. **2005-06:** Made his debut with the Bulldogs on Oct. 14 vs. the Grand Rapids Griffins... Collected his 1st point with the Bulldogs (assist) on Oct. 26 vs. the Syracuse Crunch... Scored his 1st goal with the Bulldogs and added an assist on Nov. 5 vs. Toronto... Collected 3 points and had the first 2-goal game of his career on April 8 at Cleveland.

**JUNIOR CAREER:** **2004-05:** With PEI (QMJHL), had 4 assists on Sept. 21 against Cape Breton... Had a 5-game point streak (2-7-9) between Dec. 3-15... Had his second 5-game point streak (4-3-7) between Feb. 19-27. **2003-04:** Scored 6 game-winning goals to rank 7th in the QMJHL... Had a 6-game point streak (4-3-7) from Nov. 21-29... Registered 12 points (2-10-12) in 5 games between Jan. 4-16... Had a 5-point game (1-4-5) on Feb. 6 vs. Acadie-Bathurst... Had 4 assists on Jan. 19 vs. Cape Breton.

**TRANSACTIONS:** July 5, 2013 – Signed by St. Louis as a free agent... June 24, 2003 – Montreal's second round selection, 61st overall

#### CAREER HIGHLIGHTS

**MOST GOALS, GAME:** 3 – Dec. 29, 2008 at Florida  
**MOST ASSISTS, GAME:** 2, Three Times – Last, Mar. 30, 2012 vs. Dallas  
**MOST POINTS, GAME:** 3 – Dec. 29, 2008 at Florida  
**MOST PIM, GAME:** 20 – Feb. 9, 2012 at Minnesota  
**MOST SHOTS, GAME:** 7 – Mar. 21, 2009 vs. Toronto  
**CAREER PENALTY SHOTS:** None  
**FIRST NHL GAME:** Nov. 15, 2005 vs. Florida  
**FIRST NHL GOAL:** Dec. 14, 2006 vs. Tampa Bay

#### LONGEST PERSONAL STREAKS:

Goals: 3 (2X) 3/30/2012-4/3/2012 (3G, 2A)  
 Assists: 2 (6X) 4/4/2013-4/6/2013 (2A)  
 Points: 4 (1X) 12/12/2006-12/19/2006 (3G, 1A)  
 Games Played: 170 1/5/2011-4/27/2013

#### VS NHL

	PRIOR SEASONS					2012-2013 REGULAR SEASON					CAREER				
	GP	G	A	P	PIM	GP	G	A	P	PIM	GP	G	A	P	PIM
Anaheim	7	1	0	1	2	3	0	0	0	2	10	1	0	1	4
Boston	25	6	1	7	45	0	0	0	0	0	25	6	1	7	45
Buffalo	22	2	5	7	23	0	0	0	0	0	22	2	5	7	23
Calgary	13	1	2	3	35	5	1	2	3	4	18	2	4	6	39
Carolina	13	1	0	1	20	0	0	0	0	0	13	1	0	1	20
Chicago	7	0	2	2	6	3	0	0	0	2	10	0	2	2	8
Colorado	12	1	0	1	18	4	2	0	2	2	16	3	0	3	20
Columbus	13	2	1	3	4	3	0	0	0	2	16	2	1	3	6
Dallas	8	1	2	3	0	3	0	0	0	7	11	1	2	3	7
Detroit	9	1	1	2	16	3	0	0	0	2	12	1	1	2	18
Edmonton	14	0	1	1	4	5	0	1	1	14	19	0	2	2	18
Florida	15	3	1	4	9	0	0	0	0	0	15	3	1	4	9
Los Angeles	10	0	2	2	2	3	0	0	0	2	13	0	2	2	4
Minnesota	12	1	0	1	36	4	0	1	1	2	16	1	1	2	38
Montreal	3	0	0	0	0	0	0	0	0	0	3	0	0	0	0
Nashville	11	0	4	4	7	3	1	2	3	2	14	1	6	7	9
New Jersey	15	1	2	3	2	0	0	0	0	0	15	1	2	3	2
NY Islanders	17	3	2	5	8	0	0	0	0	0	17	3	2	5	8
NY Rangers	17	3	3	6	9	0	0	0	0	0	17	3	3	6	9
Ottawa	28	0	7	7	35	0	0	0	0	0	28	0	7	7	35
Philadelphia	16	3	3	6	34	0	0	0	0	0	16	3	3	6	34
Phoenix	11	1	0	1	12	3	0	0	0	0	14	1	0	1	12
Pittsburgh	16	3	1	4	24	0	0	0	0	0	16	3	1	4	24
San Jose	11	1	1	2	2	3	0	0	0	2	14	1	1	2	4
St. Louis	8	1	0	1	12	3	0	0	0	2	11	1	0	1	14
Tampa Bay	15	4	1	5	13	0	0	0	0	0	15	4	1	5	13
Toronto	26	4	7	11	16	0	0	0	0	0	26	4	7	11	16
Vancouver	7	2	0	2	2	0	0	0	0	0	7	2	0	2	2
Washington	17	3	3	6	10	0	0	0	0	0	17	3	3	6	10
Winnipeg	17	1	1	2	25	0	0	0	0	0	17	1	1	2	25
<b>NHL Totals</b>	<b>415</b>	<b>50</b>	<b>53</b>	<b>103</b>	<b>431</b>	<b>48</b>	<b>4</b>	<b>6</b>	<b>10</b>	<b>45</b>	<b>463</b>	<b>54</b>	<b>59</b>	<b>113</b>	<b>476</b>

#### CAREER RECORD

Season	Club	League	REGULAR SEASON					PLAYOFFS				
			GP	G	A	PTS	PIM	GP	G	A	PTS	PIM
2001-02	Montreal	QMJHL	9	2	0	2	2	--	--	--	--	--
2002-03	Montreal	QMJHL	72	22	21	43	55	7	1	3	4	6
2003-04	Prince Edward	QMJHL	67	25	36	61	138	11	7	2	9	14
2004-05	Prince Edward	QMJHL	69	25	27	52	139	--	--	--	--	--
2005-06	Hamilton	AHL	73	13	23	36	214	--	--	--	--	--
2006-07	Montreal	NHL	1	0	0	0	0	--	--	--	--	--
	Hamilton	AHL	37	11	13	24	59	22	6	6	12	41
2007-08	Montreal	NHL	46	6	6	12	24	--	--	--	--	--
	Hamilton	AHL	19	7	7	14	63	--	--	--	--	--
2008-09	Montreal	NHL	53	7	11	18	60	12	0	3	3	6
	Montreal	NHL	79	15	13	28	76	4	0	0	0	26
2009-10	Montreal	NHL	76	7	7	14	61	19	3	1	4	20
2010-11	Montreal	NHL	38	5	3	8	63	--	--	--	--	--
2011-12	Anaheim	NHL	21	0	3	3	9	--	--	--	--	--
	Vancouver	NHL	19	1	0	1	8	25	3	2	5	66
2012-13	Vancouver	NHL	82	9	10	19	130	5	0	1	1	16
2012-13	Vancouver	NHL	48	4	6	10	45	4	0	0	0	6
<b>NHL TOTALS</b>			<b>463</b>	<b>54</b>	<b>59</b>	<b>113</b>	<b>476</b>	<b>69</b>	<b>6</b>	<b>7</b>	<b>13</b>	<b>140</b>



# 33

## JORDAN LEOPOLD

### DEFENSEMAN

**HEIGHT:** 6-1 **WEIGHT:** 211  
**SHOOTS:** Left  
**BORN:** 8-3-80  
**BIRTHPLACE:** Golden Valley, Minnesota

**2012-13:** Recorded two assists in 15 games since joining the Blues on Apr. 1...Posted eight points (2-6-8) in 24 games with Buffalo prior to joining the Blues...Ranked 4th among Blues defensemen with 60 shots and 20:04 of ice time per game...Blues went 12-3-0 to close the season with him in the lineup.  
**Playoffs:** Appeared in all six playoff games

**CAREER:** **2011-12:** Games missed due to injury: three -- upper body (12/2-12/7)...Led Sabres defensemen with 10 goals...Led team with 128 blocked shots...Three-game point streak (2+1) from 3/30-4/3...Logged a season-high 29:57 TOI vs. OTT (12/31)...Finished the season with 23 goals in 150 career games played with the Sabres (0.15 goals per game), trailing only Phil Housley (0.29) and John Van Boxmeer (0.17) in average goals per game among all Sabres defensemen with more than 15 games played with Buffalo. **2010-11:** Games missed due to injury: 11; eight -- hand (3/26-4/9), three -- upper body (2/26-3/3)...Set career highs in goals (13) and points (35)...13 goals were most by a Sabres defenseman since Alexei Zhitnik scored 15 in 1997-98...Averaged a team-high 23:19 TOI per game...Appeared in 500th career NHL game at BOS (3/10)...Tied personal best with fourth career three-point game at TBL (2/8)...Logged third career two-goal game vs. FLA (12/23)...Played a season-high 28:25 at OTT (12/4)...Tied career best with three assists vs. WSH (11/13)...Registered 100th career assist at TOR (11/6). **Playoffs:** Missed two games with hand injury...Played 14:48 in for Game 3 return vs. PHI (4/18); first game since 3/25 vs. FLA...Tied to lead both teams with three hits in team-high 27:01 TOI in Game 6 vs. PHI (4/24). **2009-10:** Completed his seventh NHL season by posting 26 points (11+15) in 81 games with Florida and Pittsburgh...Notched a career high 11 goals and surpassed 20 points for the fourth time...Tallied eight points (4+4) in 20 games with Pittsburgh after being acquired March 1...Scored two game-winning overtime goals in final week of the regular season with Pittsburgh...Made his Penguins debut vs. BUF (3/2)...Recorded his first point as a Penguin with an assist vs. DAL (3/6)...Posted six points (3+3) in a six-game stretch (3/24-4/6)...Had a three-game point streak (3/24-28), picking up three assists...Picked up an assist while appearing in his 400th NHL game as a member of the Panthers vs. WSH (1/13)...Had a three-game point streak for Florida from Jan. 16-19 (1+2). **Playoffs:** Saw action in eight games...Missed five contests after suffering a head injury during a collision with Andy Sutton in Game 2 of the quarterfinals series vs. OTT...Made a sprained recovery and returned to the lineup in just over two weeks. **2008-09:** Rejoined the Calgary Flames via trade (3/4)...Scored a goal in his first game back with the Flames vs. PHI (3/5)...Scored the winning goal on his first career shoot-out attempt vs. Detroit (2/15)...Collected his 100th NHL point with an assist vs. PIT (1/10)...Scored a game-winning penalty shot against Chris Osgood and added an assist vs. DET (12/15)...Became the first defenseman to score on a penalty shot since Frantisek Kaberle (CAR) did on Jan. 13, 2006 and the first Avalanche defenseman to score on one since Alexei Gusarov did on Mar. 10, 1993...Appeared in his 300th NHL game vs. LAK (12/9). **Playoffs:** Recorded one assist and eight PIM in six games. **2007-08:** Missed a total of 35 games due to injury (hip)...Recorded 13 points (5+8) and was plus-5 in 43 games for the Avalanche...

Tied a career-high with three assists vs. LAK (3/1)...Scored his first goal of the season vs. NSH (12/15). **Playoffs:** Appeared in seven of Colorado's 10 postseason games...Tied his career playoff high with two points (0+2) in Game 4 vs. MIN (4/15). **2006-07:** Missed all but 15 games due to three separate injuries (hip, wrist, hernia). **2005-06:** Finished second on the Flames in average time on ice (22:19)...Played in seven playoff games notching one assist...Recorded a career-high three points at St. Louis (3/23) notching two assists and the game-winning goal...Skated in his 200th NHL game vs. San Jose (3/24). **Playoffs:** One assist and four penalty minutes in seven games. **2003-04:** Appeared in all 82 regular games and all 26 playoff contests for the Flames...Led Calgary defensemen in scoring with 33 points (9+24)...Finished fifth on the team in points, tied for third in assists, was second in power-play points (17) and second in ice time (22:14)...Notched first multi-goal game of career vs. CBJ (11/1). **Playoffs:** Led Calgary defensemen with 10 points (0+10) in 26 games...Averaged 25:41 TOI per game. **2002-03:** Led all Flames rookies with 14 points (4+10) in his first NHL season...Registered first career goal/point vs. STL (10/26)...Made his NHL debut at CHI (10/19).

**INTERNATIONAL CAREER:** Has competed for the United States at one Olympics, four World Championships and two World Junior Championships...Finished with one assist in four games while representing the United States at the 2008 World Championships...Made his Olympic debut for Team USA at the 2006 Winter Olympics in Torino, Italy, where he scored one goal in six games...Tallied an assist in seven games for the United States at the 2005 World Championships...Led all USA defensemen in scoring with four points (1+3) at the 2003 IIHF World Championship...Notched an assist in seven games at the 2002 World Championships for the United States...Scored three points (1+2) in seven games as a member of Team USA at the 2000 World Junior Championships...Had an assist in six games at the 1999 World Junior Championships

**COLLEGE CAREER:** Spent four seasons at Minnesota, totaling 45 goals, 99 assists and 144 points in 164 career games...Notched 20 goals and 48 points as a senior in 2002, and was a key contributor to the Golden Gophers NCAA National Championship run...For his efforts in 2002, was named the Hobey Baker Award winner as the best collegiate hockey player...During his junior and senior campaigns, he posted 32 goals, 65 assists and 97 points in 86 contests.

**TRANSACTIONS:** Acquired from Buffalo in exchange for a 2nd round pick and a conditional 5th pick in the 2013 Entry Draft on Mar. 31, 2013...Drafted by Anaheim in the second round, 44th overall, of the 1999 Entry Draft

#### CAREER HIGHLIGHTS:

**MOST GOALS, GAME:** 2 -- Four Times, Last, Dec. 23, 2010 vs. Florida

**MOST ASSISTS, GAME:** 3 -- Twice, Last, Nov. 13, 2010 vs. Washington

**MOST POINTS, GAME:** 3 -- Five Times, Last, Feb. 8, 2011 at Tampa Bay

**MOST PIM, GAME:** 10 -- Feb. 29, 2012 at Anaheim  
**MOST SHOTS, GAME:** 7 -- Dec. 29, 2003 vs. Minnesota  
**CAREER PENALTY SHOTS:** None  
**FIRST NHL GAME:** Oct. 19, 2002 at Chicago  
**FIRST NHL GOAL:** Oct. 26, 2002 vs. St. Louis  
**FIRST GAME AS A BLUE:** Apr. 1, 2013 at Minnesota

#### LONGEST PERSONAL STREAKS:

Goals: 3 (1X) 3/24/2008-10/9/2008 (3G)  
 Assists: 4 (1X) 3/25/2004-4/2/2004 (4A)  
 Points: 5 (1X) 11/20/2003-12/3/2002 (1G, 4A)  
 Games Played: 224 10/9/2008-2/25/2011

#### VS NHL

	PRIOR SEASONS					2012-2013 REGULAR SEASON					CAREER				
	GP	G	A	P	PIM	GP	G	A	P	PIM	GP	G	A	P	PIM
Anaheim	20	1	5	6	14	0	0	0	0	0	20	1	5	6	14
Boston	21	2	2	4	4	3	0	0	0	2	24	2	2	4	6
Buffalo	7	1	0	1	2	0	0	0	0	0	7	1	0	1	2
Calgary	13	1	2	3	4	1	0	0	0	0	14	1	2	3	4
Carolina	18	1	7	8	8	2	0	1	1	2	20	1	8	9	10
Chicago	23	0	5	5	16	3	0	0	0	0	26	0	5	5	16
Colorado	18	3	5	8	4	2	0	2	2	0	20	3	7	10	4
Columbus	22	3	6	9	12	2	0	0	0	0	24	3	6	9	12
Dallas	24	2	4	6	16	1	0	0	0	0	25	2	4	6	16
Detroit	21	1	3	4	16	1	0	0	0	0	22	1	3	4	16
Edmonton	30	2	6	8	12	0	0	0	0	0	30	2	6	8	12
Florida	13	3	2	5	4	2	0	1	1	2	15	3	3	6	6
Los Angeles	22	2	8	10	6	0	0	0	0	0	22	2	8	10	6
Minnesota	27	0	5	5	24	2	0	0	0	0	29	0	5	5	24
Montreal	20	4	1	5	10	4	0	1	1	2	24	4	2	6	12
Nashville	22	2	3	5	6	1	0	0	0	0	23	2	3	5	6
New Jersey	18	3	4	7	2	0	0	0	0	0	18	3	4	7	2
NY Islanders	19	3	5	8	10	1	0	1	1	2	20	3	6	9	12
NY Rangers	15	3	2	5	6	1	0	0	0	0	16	3	2	5	6
Ottawa	19	4	7	11	8	3	1	2	3	2	22	5	9	14	10
Philadelphia	15	1	3	4	8	1	0	0	0	2	16	1	3	4	10
Phoenix	20	3	6	9	8	1	0	0	0	0	21	3	6	9	8
Pittsburgh	16	3	2	5	8	1	0	0	0	0	17	3	2	5	8
San Jose	21	1	6	7	8	0	0	0	0	0	21	1	6	7	8
St. Louis	19	2	6	8	6	0	0	0	0	0	19	2	6	8	6
Tampa Bay	16	2	4	6	6	1	1	0	1	0	17	3	4	7	6
Toronto	23	3	5	8	4	3	0	0	0	0	26	3	5	8	4
Vancouver	25	1	7	8	14	1	0	0	0	0	26	1	7	8	14
Washington	19	3	6	9	0	2	0	0	0	0	21	3	6	9	0
Winnipeg	20	3	4	7	8	0	0	0	0	0	20	3	4	7	8
<b>NHL Totals</b>	<b>586</b>	<b>63</b>	<b>131</b>	<b>194</b>	<b>254</b>	<b>39</b>	<b>2</b>	<b>8</b>	<b>10</b>	<b>14</b>	<b>625</b>	<b>65</b>	<b>139</b>	<b>204</b>	<b>268</b>

#### CAREER RECORD

Season	Club	League	REGULAR SEASON					PLAYOFFS				
			GP	G	A	PTS	PIM	GP	G	A	PTS	PIM
1997-98	U.S. Jr Nat. Team	USHL	19	2	4	6	6	--	--	--	--	--
1997-98	USNTDP Under-18	NAHL	16	2	5	7	8	--	--	--	--	--
1998-99	U. of Minnesota	WCHA	39	7	16	23	20	--	--	--	--	--
1999-00	U. of Minnesota	WCHA	39	6	18	24	20	--	--	--	--	--
2000-01	U. of Minnesota	WCHA	42	12	37	49	38	--	--	--	--	--
2001-02	U. of Minnesota	WCHA	44	20	28	48	28	--	--	--	--	--
2002-03	Calgary	NHL	58	4	10	14	12	--	--	--	--	--
2002-03	Saint John	AHL	3	1	2	3	0	--	--	--	--	--
2003-04	Calgary	NHL	82	9	24	33	24	26	0	10	10	6
2005-06	Calgary	NHL	74	2	18	20	68	7	0	1	1	4
2006-07	Colorado	NHL	15	2	3	5	14	--	--	--	--	--
2007-08	Colorado	NHL	43	5	8	13	20	7	0	3	3	0
2008-09	Colorado	NHL	64	6	14	20	18	--	--	--	--	--
2008-09	Calgary	NHL	19	1	3	4	6	6	0	1	1	8
2009-10	Florida	NHL	61	7	11	18	22	--	--	--	--	--
2009-10	Pittsburgh	NHL	20	4	4	8	6	8	0	0	0	2
2010-11	Buffalo	NHL	71	13	22	35	36	5	0	1	1	4
2011-12	Buffalo	NHL	79	10	14	24	28	--	--	--	--	--
2012-13	Buffalo	NHL	24	2	6	8	14	--	--	--	--	--
2012-13	St. Louis	NHL	15	0	2	2	0	6	0	0	0	0
NHL TOTALS			625	65	139	204	268	65	0	16	16	24
ST. LOUIS TOTALS			15	0	2	2	0	6	0	0	0	0





# 74

## T.J. OSHIE

### CENTER

**2012-13:** Tied for 8th on the club with 20 points, tied for 7th with seven goals and tied for 3rd with a 11.1% shooting percentage... Led the team with 8 power play assists while tying for 5th with two power play goals... One of two Blues (Patrik Berglund) with at least one power play goal, one shorthanded goal and one game-winning goal... Posted five multi-point games including a career high tying three points (1g, 2a) on Jan. 19 vs. Detroit... Logged a season best three-game point streak from Feb. 13 to Feb. 17... Fired a career high tying six shots on goal on Feb. 20 at Colorado. **Playoffs:** Posted a postseason career high with two goals in Game Four on May 6 at Los Angeles... Tied for the club lead with two goals in six appearances

**CAREER: 2011-12:** Set a career high in games played (80), tied for the team lead in points (54 – career high), tied for 3rd in goals (19 – career high), ranked 2nd in assists (35 – career high), tied for 6th in plus/minus (+15), ranked 9th in penalty minutes (50 – career high), tied for 6th in power play goals (3), tied for 4th in game-winning goals (3 – tied career high) and tied for 3rd in shots (188 – career high)... Ranked 5th in time on ice per game (19:31) and 6th in shorthanded (1:48) and power play TOI/G (2:28)... Recorded 14 multi-point games including tying a career high with three points twice, on Nov. 4 vs. Vancouver and Feb. 16 vs. New York (Islanders)... Tied a career high with two goals twice, on Nov. 4 vs. Vancouver and Dec. 8 vs. Anaheim... Tied a career high with six shots twice, on Dec. 6 vs. Detroit and Dec. 21 at Colorado... Played in his 200th career NHL game on Nov. 17 vs. Florida... Served his 100th career penalty minute on Dec. 10 vs. San Jose... Logged his 100th career assist on Feb. 16 vs. New York (Islanders). **Playoffs:** Recorded three points (3a) in nine games including his first career playoff points on Apr. 14 vs. San Jose.

**2010-11:** Appeared in 49 games recording 34 points including 12 goals, 22 assists, a +10 rating and 15 penalty minutes... Ranked fourth on the team in plus/minus while slotting second among Blues forwards in shorthanded ice time per game (1:53)... Tied for fourth in the NHL with three home shootout goals while ranking second on the Blues in shootout goals (4) and first in shootout shooting percentage (4/5, 80%)... Was one of two NHL players (Jarret Stoll) with a perfect shootout conversion rate on home ice (3 for 3) among players with at least three attempts... Recorded his first career multi-goal game and tied a single-game career high with three points (2g, 1a) on Feb. 19 vs. Anaheim... Posted seven multi-game point streaks including a career high and team high tying seven-game stretch from Oct. 11 to Oct. 28 (1g, 8a) and a career high tying five-game assist streak from Oct. 16 to Oct. 28 (6a)... Recorded seven multi-point games including three consecutive outings from Feb. 18 to Feb. 21 (3g, 4a)... Tied a career high with six shots on goal on both Mar. 17 at Los Angeles and Apr. 9 vs. Nashville... Tallied his 100th point as a Blue on Feb. 6 at Tampa Bay. **2009-10:** Recorded career highs in games played (76), goals (18), assists (30) and points (48)... Led the team with a 62.5% conversion rate in shootouts, also tied for second in points and shootout goals (5) while finishing third in assists, third in game-winning goals (3), fourth in goals and eighth in shots (158)... Ranked third among Blues forwards in shorthanded ice time per game

**HEIGHT:** 5-11 **WEIGHT:** 191  
**SHOOTS:** Right  
**BORN:** 12-23-86  
**BIRTHPLACE:** Everett, Washington

with 2:22 and fifth on the Blues in overall ice time per game at 18:19... His five shootout goals ranked 11th in the NHL while his 62.5% shooting percentage in the shootout finished tied for third best among NHL players with at least eight attempts... Matched a single-game career best with two assists on Nov. 10 vs. Vancouver, Nov. 27 at Nashville and Jan. 20 at Montreal... Tallied a team best four-game goal-streak from Feb. 12 to Mar. 4 (4g), also a new career high... Set a new career high with a five-game assist/points streak from Jan. 30 to Feb. 8 (5a)... In total, accrued seven different multi-game points streaks including three, three-game stretches to accompany his four and five-game streaks... Notched eleven multi-point games including back-to-back efforts on Nov. 25 and Nov. 27... Fired a career high six shots on goal Nov. 5 vs. Calgary... Buned the game-winning shootout goal on his birthday, Dec. 23 at Calgary... Finished the season with six points in his last seven games (3g, 3a)... Played in his 100th career NHL/Blues game Jan. 16 vs. New York Rangers. **2008-09:** Among NHL rookies, tied for 8th with 39 points, ranked 6th with 25 assists, tied for 7th with 12 power play points, ranked 3rd with a plus-16 rating, and tied for 6th with six power play goals... Named Rookie of the Month for March by recording 13 points (four goals, nine assists) and a +6 rating in 14 games... Tallied points in nine games which included an assist and a +3 rating in a 5-2 victory over Dallas Mar. 10, notched a goal and an assist in a 5-2 loss to Detroit Mar. 14, notched a pair of assists in a 5-3 win over Minnesota Mar. 15, tallied a goal and an assist and was named First Star in a 4-2 victory over Vancouver Mar. 26 and registered 1-1-2 and a +3 rating in a 5-2 win at Columbus Mar. 29 that gave the Blues a sweep of the weekend home-and-home series... Scored his first career game-winning goal on March 20 at Calgary... Notched 35 points (12g, 23a) in his last 45 games and had 15 points (5g, 10a) in his last 17 games... Posted a plus-or-even rating in 48 of the 57 games he played in and ranked 2nd on the team with a plus-16 rating... Posted a career-high four-game point streak (2g, 2a) from Dec. 30-Jan. 9... Scored his first career NHL goal on Oct. 22 vs. Detroit... Tallied the game-winning shootout goal on Oct. 18 vs. Chicago... Scored his first NHL point (assist) on Oct. 13 at Toronto... Made his NHL debut on Oct. 10 vs. Nashville. **Playoffs:** Made his postseason debut on April 15 at Vancouver.

**COLLEGE CAREER: 2007-08:** Named American Hockey Coaches Association first team West All-American... Named to NCAA Midwest Regional All-Tournament Team after recording four points (two assists in each game) in wins over Princeton and Wisconsin... Named first team All-WCHA & to WCHA Final Five All-Tournament team... Led team in scoring with 45 points and with 27 assists; tied for team lead in goals (18) while playing against what has been the most difficult schedule in the nation, according to both the KRACH & Pairwise RPI rating system... UND was 24-2-0 this season in games in which Oshie had a point... Had five GWG and 16 in his career, second in school history behind Mark Taylor's 18 GWG (1976-80)... Had 16 multiple-point games in 2007-08 and 41 in his career... Had 32 points (13g, 19a) in 23 career WCHA and NCAA postseason games... Total includes 15 points (5g, 10a) in nine NCAA postseason games and 17 points (8g, 9a) in 14 WCHA postseason games... Oct. 30 WCHA Offensive Player of the Week after

scoring hat trick in win at Michigan Tech on Oct. 27... Had career-long eight-game point-scoring streak from Dec. 29 to Jan. 26, had four goals and seven assists in streak... Finished fourth in the WCHA in scoring with 29 points in league games (12g, 17a) and 1.07 point per game average... Finished 30th on UND's all-time scoring list with 142 career points... Only eight players in school history scored more points than Oshie in three or fewer years of college. **2006-07:** Played in all 43 of North Dakota's games... Earned third team All-WCHA honors... Was second on the team in scoring with 52 points (17g, 35a)... Scored points in 17 of his last 20 games... In that season-ending 20-game stretch, Oshie had 34 points (12g, 22a)... Led nation with eight points (4g, 4a) in NCAA tournament... His four 2007 NCAA tournament goals were second only to teammate Chris Porter's five... Had 15 multi-point games on the season, second on the team to Ryan Duncan's 17... Had four multi-goal games on the season, tied with Jonathan Toews for second-best on the team behind Ryan Duncan's eight... Had two of the team's eight four-point games, tallying four (1g, 3a) against Bemidji State on Jan. 20 and four (3g, 1a) against Michigan on March 24... His hat trick was one of three by UND in 2006-07 and the second of Oshie's career... Named to the all-tournament team at the NCAA West Regional after recording five points (3g, 2a) in two games... Led the WCHA in assists with 35 in all games; Oshie's total of 35 assists was fourth-best in the nation... Led team in faceoff percentage, winning 58.6 percent of his draws (190-134)... Named to the all-tournament team at Dartmouth's Ledyard National Bank Tournament after picking up three assists in two games... Was stopped on a penalty shot on Dec. 29 by Dartmouth's Mike Devine at 6:07 of the first period in a 4-1 UND win... Received honorable mention by USCHO when it named its national All-USCHO teams... Recipient of UND's Cliff "Fido" Purpur Award, given to the player who demonstrates hard work, determination and being a creator of excitement on the ice... Earned second letter. **2005-06:** Finished tied for second in the nation among freshman with 45 points (24g, 21a) and was ranked first among all players with nine game-winning goals... Was named to the WCHA All-Rookie Team and Inside College Hockey's (INCH) All-Rookie Team... Ranked third on North Dakota with 45 points and was tied for first with 24 goals... Captured WCHA Rookie of the Week and INCH Player of the Week honors for the week of Dec. 19 after scoring four goals including his first collegiate hat trick and both game-winners... Led North Dakota to the 2006 Frozen Four.

**JUNIOR CAREER: 2004-05:** Was the top high school scorer in the state of Minnesota while playing for Warroad in 2004-05... A member of the 2005 Associated Press First All-Star Team in Minnesota high school hockey... Was an all-conference football player and medalist on his high school golf team... Assisted on the game-winning goal in double overtime in the 2005 Minnesota state high school championship game

which was Warroad's second title in three years (2003)... Led Warroad to an undefeated (29-0-2) season in 2004-05... Appeared in 11 games with the Sioux Falls Stampede after his high school season... Was invited to the United States National Junior Evaluation Camp in August 2005 as a candidate for the 2006 IIHF U.S. National Junior Team.

**INTERNATIONAL CAREER: 2009-10:** In six games for the United States at the 2010 World Championships, totaled six points on four goals and two assists including two game-winning goals... **2008-09:** Appeared in nine games for the United States at the 2009 World Championship... **2005-06:** Played in seven games for Team USA at the 2006 IIHF World Junior Championships, registering a goal and 10 penalty minutes.

**TRANSACTIONS:** July 30, 2005 – St. Louis' first round selection, 24th overall, in the 2005 Entry Draft.

#### CAREER HIGHLIGHTS:

**MOST GOALS, GAME:** 2, Three Times – Last, Dec. 8, 2011 vs. Anaheim

**MOST ASSISTS, GAME:** 2, 21 Times – Last, Mar. 1, 2013 vs. Edmonton

**MOST POINTS, GAME:** 3, Five Times – Last, Jan. 19, 2013 vs. Detroit

**MOST PIM, GAME:** 5, Twice – Last, Feb. 19, 2013 vs. San Jose  
**MOST SHOTS, GAME:** 6, Six Times – Last, Feb. 20, 2013 at Colorado

#### CAREER PENALTY SHOTS: None

**FIRST NHL GAME:** Oct. 10, 2008 vs. Nashville

**FIRST NHL GOAL:** Oct. 22, 2008 vs. Detroit

**FIRST GAME AS A BLUE:** Oct. 10, 2008 vs. Nashville

**FIRST GOAL AS A BLUE:** Oct. 22, 2008 vs. Detroit

#### LONGEST PERSONAL STREAKS:

Goals: 4 (1X)	2/12/2010-3/4/2010 (4G)
Assists: 5 (2X)	10/16/2010-10/28/2010 (6A)
Points: 7 (1X)	10/11/2010-10/28/2010 (1G, 8A)
Games Played: 81	11/05/2009-11/10/2010



## 74 T.J. OSHIE - CENTER

Continued

## VS NHL

	PRIOR SEASONS					2012-2013 REGULAR SEASON					CAREER				
	GP	G	A	P	PIM	GP	G	A	P	PIM	GP	G	A	P	PIM
Anaheim	10	6	4	10	6	2	1	1	2	2	12	7	5	12	8
Boston	4	0	0	0	0	0	0	0	0	0	4	0	0	0	0
Buffalo	3	1	3	4	6	0	0	0	0	0	3	1	3	4	6
Calgary	15	2	3	5	4	2	1	3	4	2	17	3	6	9	6
Carolina	4	0	2	2	0	0	0	0	0	0	4	0	2	2	0
Chicago	21	4	15	19	12	2	1	0	1	0	23	5	15	20	12
Colorado	14	2	8	10	13	1	0	0	0	0	15	2	8	10	13
Columbus	22	6	6	12	16	2	0	2	2	0	24	6	8	14	16
Dallas	11	6	5	11	6	2	0	0	0	0	13	6	5	11	6
Detroit	18	4	4	8	8	4	1	3	4	0	22	5	7	12	8
Edmonton	14	3	8	11	8	3	1	2	3	0	17	4	10	14	8
Florida	4	0	0	0	0	0	0	0	0	0	4	0	0	0	0
Los Angeles	12	3	2	5	4	3	0	0	0	2	15	3	2	5	6
Minnesota	12	2	8	10	6	1	0	0	0	0	13	2	8	10	6
Montreal	3	1	2	3	2	0	0	0	0	0	3	1	2	3	2
Nashville	18	5	6	11	4	3	1	1	2	2	21	6	7	13	6
New Jersey	3	0	1	1	0	0	0	0	0	0	3	0	1	1	0
NY Islanders	5	1	3	4	0	0	0	0	0	0	5	1	3	4	0
NY Rangers	5	0	3	3	0	0	0	0	0	0	5	0	3	3	0
Ottawa	3	0	1	1	4	0	0	0	0	0	3	0	1	1	4
Philadelphia	4	2	2	4	2	0	0	0	0	0	4	2	2	4	2
Phoenix	12	3	5	8	10	1	0	1	1	2	13	3	6	9	12
Pittsburgh	5	1	1	2	4	0	0	0	0	0	5	1	1	2	4
San Jose	11	1	4	5	10	3	0	0	0	5	14	1	4	5	15
St. Louis	0	0	0	0	0	0	0	0	0	0	0	0	0	0	0
Tampa Bay	5	2	4	6	0	0	0	0	0	0	5	2	4	6	0
Toronto	3	1	1	2	0	0	0	0	0	0	3	1	1	2	0
Vancouver	14	5	8	13	2	1	1	0	1	0	15	6	8	14	2
Washington	3	2	1	3	2	0	0	0	0	0	3	2	1	3	2
Winnipeg	4	0	2	2	2	0	0	0	0	0	4	0	2	2	2
NHL Totals	262	63	112	175	131	30	7	13	20	15	292	70	125	195	146

## CAREER RECORD

Season	Club	League	REGULAR SEASON					PLAYOFFS				
			GP	G	A	PTS	PIM	GP	G	A	PTS	PIM
2004-05	Warroad HS	USHSW	31	37	62	99	22	--	--	--	--	--
	Sioux Falls	USHL	11	3	2	5	6	--	--	--	--	--
2005-06	North Dakota	NCAA	44	24	21	45	33	--	--	--	--	--
	United States	WJC	7	1	0	1	10	--	--	--	--	--
2006-07	North Dakota	NCAA	43	17	35	52	30	--	--	--	--	--
2007-08	North Dakota	NCAA	42	18	27	45	57	--	--	--	--	--
2008-09	St. Louis	NHL	57	14	25	39	30	4	0	0	0	2
	United States	WC	9	1	2	3	2	--	--	--	--	--
2009-10	St. Louis	NHL	76	18	30	48	36	--	--	--	--	--
	United States	WC	6	4	2	6	2	--	--	--	--	--
2010-11	St. Louis	NHL	49	12	22	34	15	--	--	--	--	--
2011-12	St. Louis	NHL	80	19	35	54	50	9	0	3	3	6
2012-13	St. Louis	NHL	30	7	13	20	15	6	2	0	2	2
NHL TOTALS			292	70	125	195	146	19	2	3	5	10
ST. LOUIS TOTALS			292	70	125	195	146	19	2	3	5	10





# 56

## MAGNUS PAAJARVI

### LEFT WING

**HEIGHT:** 6-3 **WEIGHT:** 202  
**SHOOTS:** Left  
**BORN:** 4-12-91  
**BIRTHPLACE:** Norrköping, Sweden

**2012-13:** Appeared in 42 games ranking seventh on Edmonton with 16 points...Ranked fifth with nine goals...Posted four multi-point games as well as three separate two-game point streak, most recently from Apr. 16 to Apr. 19 (1G, 2A)...Dressed in 38 games with Oklahoma City (AHL) posting 20 points including four goals and 16 assists to go along with 10 penalty minutes.

**CAREER: 2011-12:** Appeared in 41 games with the Oilers recording eight points (2G, 6A) and four penalty minutes...Also appeared in 34 games with Oklahoma City (AHL) collecting 25 points (7G, 18A)...collected his first point of the season on Nov. 5 at Phoenix...Assigned to Oklahoma City on Dec. 16...Recalled on Jan. 9...Assigned to Oklahoma City on Jan. 25...Recalled on Feb. 7...Had an assist in first game back on Feb. 8 at Detroit...Had his first goal on the year on Feb. 11 at Ottawa...Assigned to Oklahoma City on Mar. 1. **2010-11:** Appeared in 80 games with the Oilers recording 34 points (15G, 19A) and 16 penalty minutes...Finished 14th in rookie scoring...Played in his first NHL game on Oct. 7 vs. Calgary...Collected his first NHL goal and assist on Oct. 16 at Calgary...Posted two assists and was +3 on Oct. 29 at Chicago...Had a five-game point streak (six points) from Dec. 1 to Dec. 10. **2009-10:** Played in 49 games with Timrå IK in the Swedish Elite League collecting 29 points (12G, 17A)...was third in team scoring...was a teammate of Oiler prospect Anton Lander...nominated for Elitserien Rookie of the Year. **2008-09:** Finished the season with 17 points (7G, 10A) in 50 games in his second season with Timrå IK...finished ninth in team scoring just behind his older brother, Björn. **2007-08:** Played in his first season in the SEL scoring one goal and two assists in 35 games...made his debut on September 24 at age 16 (5 months, 12 days), becoming the fourth youngest player in Elitserien's history...during the game he recorded an assist on Timrå's 1-0 goal in the first period of play...his first goal was a game winning 1-0 goal against HV71 on Feb. 16.

**MINOR CAREER: 2011-12:** Ranked seventh on Oklahoma City (AHL) with 25 points including seven goals and 18 assists to go along with a +8 rating in 34 appearances...Ranked second on the team with 11 points and led the club with nine assists in 14 postseason games.

**INTERNATIONAL CAREER: 2010-11:** Helped Sweden earn the Silver Medal at the 2011 World Championships...Tied for second on the team with seven points while ranking solo second with five assists and a +6 rating. **2009-10:** Helped Sweden earn the

Bronze Medal at the 2010 World Junior Championships...Named one of Sweden's top three players by the tournament coaches...Ranked second on the team with 10 points while tying for the team lead with seven assists...Helped Sweden earn the Bronze Medal at the 2010 World Championships...Named one of the team's top three players by the tournament coaches...Led the team with nine points and a +8 rating while ranking second with five goals. **2008-09:** Helped Sweden earn the Silver Medal at the 2009 World Junior Championships...Tied for the club lead with seven points including two goals and five assists...tied for second with a +6 rating. **2007-08:** Was a member of Team Sweden in the 2008 World Junior Ice Hockey Championships...At 16 years and eight months old, became the youngest player ever to play for Sweden during a World Junior Hockey Championship...scored one goal and helped Sweden to the finals when assisting Sweden's overtime game winning goal against Russia in the semifinal...Earned the Silver Medal.

**TRANSACTIONS:** Acquired from Edmonton along with a 2014 second round draft pick in exchange for David Perron on July 10, 2013...Edmonton's first round selection, 10th overall, in the 2009 Entry Draft.

#### CAREER HIGHLIGHTS:

**MOST GOALS, GAME:** 2 – Feb. 5, 2011 at Columbus  
**MOST ASSISTS, GAME:** 2 – Oct. 29, 2010 at Chicago  
**MOST POINTS, GAME:** 2, Seven Times – Last, Feb. 11, 2012 at Ottawa  
**MOST PIM, GAME:** 2, Ten Times – Last, Feb. 15, 2012 vs. Toronto  
**MOST SHOTS, GAME:** 8, Twice – Last, Mar. 19, 2011 vs. Colorado  
**CAREER PENALTY SHOTS:** None  
**FIRST NHL GAME:** Oct. 7, 2010 vs. Calgary  
**FIRST NHL GOAL:** Oct. 16, 2010 at Calgary

#### LONGEST PERSONAL STREAKS:

**Goals:** 3 (1X) 4/2/2011-4/6/2011 (3G)  
**Assists:** 5 (1X) 12/1/2010-12/10/2010 (1G, 5A)  
**Points:** 5 (1X) 12/1/2010-12/10/2010 (1G, 5A)  
**Games Played:** 58 1/4/2011-11/5/2011

#### VS NHL

	PRIOR SEASONS					2012-2013 REGULAR SEASON					CAREER				
	GP	G	A	P	PIM	GP	G	A	P	PIM	GP	G	A	P	PIM
Anaheim	5	1	1	2	0	2	0	0	0	0	7	1	1	2	0
Boston	1	0	0	0	0	0	0	0	0	0	1	0	0	0	0
Buffalo	1	0	0	0	0	0	0	0	0	0	1	0	0	0	0
Calgary	9	4	2	6	4	4	0	0	0	4	13	4	2	6	8
Carolina	2	0	1	1	0	0	0	0	0	0	2	0	1	1	0
Chicago	6	0	2	2	0	3	0	1	1	2	9	0	3	3	2
Colorado	10	0	4	4	0	4	2	3	5	2	14	2	7	9	2
Columbus	6	3	3	6	0	3	3	1	4	2	9	6	4	10	2
Dallas	4	0	1	1	0	2	0	0	0	0	6	0	1	1	0
Detroit	6	0	1	1	2	3	0	0	0	2	9	0	1	1	4
Edmonton	0	0	0	0	0	0	0	0	0	0	0	0	0	0	0
Florida	1	0	0	0	0	0	0	0	0	0	1	0	0	0	0
Los Angeles	6	1	1	2	0	3	1	0	1	0	9	2	1	3	0
Minnesota	9	1	1	2	2	4	2	0	2	0	13	3	1	4	2
Montreal	2	0	1	1	0	0	0	0	0	0	2	0	1	1	0
Nashville	7	0	0	0	0	3	1	0	1	0	10	1	0	1	0
New Jersey	2	0	0	0	0	0	0	0	0	0	2	0	0	0	0
NY Islanders	1	0	0	0	0	0	0	0	0	0	1	0	0	0	0
NY Rangers	1	0	0	0	0	0	0	0	0	0	1	0	0	0	0
Ottawa	4	1	1	2	2	0	0	0	0	0	4	1	1	2	2
Philadelphia	2	0	0	0	0	0	0	0	0	0	2	0	0	0	0
Phoenix	6	1	2	3	0	3	0	0	0	0	9	1	2	3	0
Pittsburgh	2	0	0	0	0	0	0	0	0	0	2	0	0	0	0
San Jose	5	0	1	1	0	2	0	0	0	0	7	0	1	1	0
St. Louis	6	0	1	1	2	2	0	0	0	0	8	0	1	1	2
Tampa Bay	1	1	1	2	0	0	0	0	0	0	1	1	1	2	0
Toronto	3	0	1	1	4	0	0	0	0	0	3	0	1	1	4
Vancouver	10	3	0	3	2	4	0	2	2	2	14	3	2	5	4
Washington	2	0	0	0	2	0	0	0	0	0	2	0	0	0	2
Winnipeg	1	1	0	1	0	0	0	0	0	0	1	1	0	1	0
<b>NHL Totals</b>	<b>121</b>	<b>17</b>	<b>25</b>	<b>42</b>	<b>20</b>	<b>42</b>	<b>9</b>	<b>7</b>	<b>16</b>	<b>14</b>	<b>163</b>	<b>26</b>	<b>32</b>	<b>58</b>	<b>34</b>

#### CAREER RECORD

Season	Club	League	REGULAR SEASON					PLAYOFFS				
			GP	G	A	PTS	PIM	GP	G	A	PTS	PIM
2007-08	Timrå IK	SEL	35	1	2	3	2	11	0	0	0	2
2008-09	Timrå IK	SEL	50	7	10	17	4	7	1	0	1	0
2009-10	Timrå IK	SEL	49	12	17	29	6	5	0	1	1	2
<b>2010-11</b>	<b>Edmonton</b>	<b>NHL</b>	<b>80</b>	<b>15</b>	<b>19</b>	<b>34</b>	<b>16</b>	--	--	--	--	--
<b>2011-12</b>	<b>Edmonton</b>	<b>NHL</b>	<b>41</b>	<b>2</b>	<b>6</b>	<b>8</b>	<b>4</b>	--	--	--	--	--
2011-12	Oklahoma City	AHL	34	7	18	25	4	14	2	9	11	2
2012-13	Oklahoma City	AHL	38	4	16	20	10	--	--	--	--	--
<b>2012-13</b>	<b>Edmonton</b>	<b>NHL</b>	<b>42</b>	<b>9</b>	<b>7</b>	<b>16</b>	<b>14</b>	--	--	--	--	--
<b>NHL TOTALS</b>			<b>163</b>	<b>26</b>	<b>32</b>	<b>58</b>	<b>34</b>	--	--	--	--	--





# 27

## ALEX PIETRANGELO

### DEFENSEMAN

**2012-13:** Ranked 6th on the club with 24 points, tied for 2nd with 19 assists and tied for 2nd among Blues defenseman with five goals... Led the Blues and ranked 12th overall playing 25:06 minutes per game... Ranked first overall with 32.4 shifts per game... Led the Blues in both shorthanded ice time per game (3:01) and power play ice time per game (2:51) becoming the first Blues defenseman since Al MacInnis (2002-03) to accomplish that... Recorded four multi-point games including back-to-back outings on Mar. 5 and Mar. 7... Tied for 1st among Blues defensemen with two power play goals... Tied for a team high with a four-game assist streak from Apr. 16 to Apr. 21... Logged his 100th career NHL point on Jan. 21 at Nashville... Appeared in his 200th career NHL game on Mar. 7 at Phoenix. **Playoffs:** Made his first career postseason goal in Game Five on May 8 vs. Los Angeles.

**CAREER: 2011-12:** Among all NHL defensemen, ranked 5th in points (51 – career high), tied for 6th in goals (12 – career high) and assists (39 – career high), tied for 17th in plus/minus (+16), 7th in power play goals (6 – career high), tied for 8th among all defensemen in shots (202 – career high) and ranked 1st in game-winning goals (6 – career high)... Led the NHL in shifts per game (32.9) and ranked 16th in time on ice per game (24:43) while among Blues' skaters ranked 2nd in shorthanded (3:12) and power play (2:52) TOI/G... Tied a career high with three points twice, on Feb. 12 vs. San Jose and Feb. 16 vs. New York Islanders)... Set a new career high with two goals on Feb. 12 vs. San Jose and tied a career high with three assists on Feb. 16 vs. New York Islanders)... Tied a career high with seven shots on Jan. 14 vs. Minnesota... Set a career high and a team high for the season with a nine game points streak (three goals, eight assists) from Jan. 3 to Jan. 21... Became the youngest defenseman in club history to record consecutive seasons of 40 or more points... Along with Kevin Shattenkirk, became the fourth set of defensemen in club history to each record 40 or more points in the same season... Became the second defenseman in club history to record at least six game-winning goals and six power play goals in the same season... Played in his 100th career game on Oct. 15 at San Jose. **Playoffs:** Made his playoff debut on Apr. 12 vs. San Jose... Appeared in eight games tying for the club lead with five assists while averaging a team leading 25:26 of ice time per game. **2010-11:** Set career highs in games played (79), points (43), goals (11), assists (32), plus/minus (+18), penalty minutes (19) and power play goals (4)... Led all Blues defensemen in games played, points, goals, plus/minus, power play goals, shots on goal (161), blocked shots (121) and time on ice per game (22:00) while leading the club overall in assists... Among all NHL defenseman he tied for 20th in points and 12th in goals while tying for 16th among all skaters with a +13 rating in road games... Finished the year with two goals, seven assists and 37 blocked shots in his last 18 games while posting a +11 rating in his last 16 outings... Recorded a single-game career high three points including three assists on Feb. 19 vs. Anaheim... Fired a single-game career high seven shots on goal on Oct. 30 vs. Atlanta... Posted nine multi-point games including back-to-back outings on Feb. 19 and Feb. 21 (1g, 4a)... Strung together seven multi-game point streaks including a career high four game stretch from Feb. 14 to Feb. 21 (1g, 7a), which also served as a career high four game assist streak (7a). **2009-10:** Registered his first career NHL goal Oct. 24 vs. Dallas... Played in nine games overall with the Blues, recording two points including a goal and an assist to go along with six penalty minutes... Assigned to Team Canada for the 2010 World

**HEIGHT:** 6-3 **WEIGHT:** 205  
**SHOOTS:** Right  
**BORN:** 1-18-90  
**BIRTHPLACE:** King City, Ontario

Junior Championships before returning to his junior team, the Barrie Colts, of the Ontario Hockey League (OHL)... Dressed in 25 games for Barrie and ranked third among their defenseman in points notching nine goals and 20 assists for 29 points to go along with 27 penalty minutes... In 17 postseason appearances he ranked six on the team in points and seventh among all OHL d-men recording two goals and 12 assists for 14 points and eight penalty minutes... Made his third consecutive appearance at the OHL All-Star Game. **2008-09:** Made his NHL debut on Oct. 10 vs. Nashville... Registered his first career NHL point (assist) on Nov. 6 at San Jose... Was assigned to Niagara on Nov. 13, 2008 and played in 36 games for the Ice Dogs, registering 29 points (eight goals, 21 assists) and 32 penalty minutes... Made his second consecutive appearance at the OHL All-Star Game... Assigned to Peoria on April 10, after the conclusion of Niagara's season and played one regular season game and seven postseason games for the Rivermen... Served four penalty minutes in his lone regular season game while posting three assists and two penalty minutes in seven postseason games.

**MINOR CAREER: 2008-09:** Dressed in one regular season game for the Blues' AHL affiliate, Peoria Rivermen, serving four penalty minutes... Played in seven post-season games for Peoria tallying three assists and two penalty minutes

**JUNIOR CAREER: 2007-08:** Ranked seventh among all OHL defensemen in scoring with 53 points (13 goals, 40 assists), playing for the Niagara Ice Dogs... Participated in the 2008 OHL All-Star Classic and the 2008 CHL Top Prospects Game... **2006-07:** Played in 59 games for the Mississauga IceDogs of the Ontario Hockey League (OHL) and led their defensive unit with 52 points including seven goals and 45 assists to go along with 45 penalty minutes... League wide he ranked 12th in points among defenseman and fifth in assists... Appeared in four postseason games and served eight penalty minutes.

**INTERNATIONAL CAREER: 2010-11:** Represented Canada at the 2011 World Championships playing in seven games and tying for second among all defenseman with five points (2g, 3a) while being named the tournament's Best Defenseman. **2009-10:** Represented Canada at the 2010 World Junior Championships and was named the tournaments top defenseman scoring 12 points on three goals and nine assists en route to earning the Silver Medal... **2008-09:** Represented Team Canada at the 2009 World Junior Championships registering a goal and two assists for three points and helping Canada earn the Gold Medal.

**TRANSACTIONS:** June 20, 2008 – St. Louis' first round selection, 4th overall.

**CAREER HIGHLIGHTS:**  
**MOST GOALS, GAME:** 2 – Jan. 12, 2012 vs. San Jose  
**MOST ASSISTS, GAME:** 3, Twice – Last, Feb. 16, 2012 vs. New York Islanders  
**MOST POINTS, GAME:** 3, Three Times – Last, Feb. 16, 2012 vs. New York Islanders  
**MOST PIM, GAME:** 12 – Jan. 23, 2012 at Detroit  
**MOST SHOTS, GAME:** 7, Twice – Last, Jan. 14, 2012 vs. Minnesota  
**CAREER PENALTY SHOTS:** None  
**FIRST NHL GAME:** Oct. 10, 2008 vs. Nashville  
**FIRST NHL GOAL:** Oct. 24, 2009 vs. Dallas

FIRST GAME AS A BLUE: Oct. 10, 2008 vs. Nashville

FIRST GOAL AS A BLUE: Oct. 24, 2009 vs. Dallas

#### LONGEST PERSONAL STREAKS:


Goals: 2 (3X) 3/5/2013-3/7/13 (2G)  
 Assists: 5 (1X) 1/3/2012-1/12/2012 (7A)  
 Points: 9 (1X) 1/3/2012-1/21/2012 (3G, 10A)  
 Games Played: 85 12/2/2011-3/14/2013

#### VS NHL

	PRIOR SEASONS					2012-2013 REGULAR SEASON					CAREER				
	GP	G	A	P	PIM	GP	G	A	P	PIM	GP	G	A	P	PIM
Anaheim	9	0	9	9	2	2	0	1	1	0	11	0	10	10	2
Boston	2	0	0	0	2	0	0	0	0	0	2	0	0	0	2
Buffalo	3	0	3	3	2	0	0	0	0	0	3	0	3	3	2
Calgary	9	2	2	4	0	3	0	0	0	0	12	2	2	4	0
Carolina	4	1	1	2	2	0	0	0	0	0	4	1	1	2	2
Chicago	12	2	6	8	2	5	0	1	1	0	17	2	7	9	2
Colorado	8	0	3	3	2	3	0	1	1	0	11	0	4	4	2
Columbus	12	3	4	7	10	4	0	2	2	0	16	3	6	9	10
Dallas	9	1	4	5	4	3	0	2	2	0	12	1	6	7	4
Detroit	11	0	1	1	12	5	1	3	4	0	16	1	4	5	12
Edmonton	8	4	2	6	2	3	0	0	0	0	11	4	2	6	2
Florida	3	0	0	0	0	0	0	0	0	0	3	0	0	0	0
Los Angeles	9	1	4	5	6	3	1	2	3	0	12	2	6	8	6
Minnesota	8	2	5	7	0	3	0	2	2	4	11	2	7	9	4
Montreal	2	0	1	1	2	0	0	0	0	0	2	0	1	1	2
Nashville	13	0	2	2	0	4	2	0	2	2	17	2	2	4	2
New Jersey	2	1	0	1	0	0	0	0	0	0	2	1	0	1	0
NY Islanders	3	0	4	4	0	0	0	0	0	0	3	0	4	4	0
NY Rangers	3	0	0	0	0	0	0	0	0	0	3	0	0	0	0
Ottawa	2	0	2	2	2	0	0	0	0	0	2	0	2	2	2
Philadelphia	3	0	0	0	0	0	0	0	0	0	3	0	0	0	0
Phoenix	10	2	5	7	4	3	1	2	3	2	13	3	7	10	6
Pittsburgh	4	1	0	1	0	0	0	0	0	0	4	1	0	1	0
San Jose	8	2	7	9	5	3	0	2	2	0	11	2	9	11	5
St. Louis	0	0	0	0	0	0	0	0	0	0	0	0	0	0	0
Tampa Bay	3	0	1	1	0	0	0	0	0	0	3	0	1	1	0
Toronto	3	0	1	1	0	0	0	0	0	0	3	0	1	1	0
Vancouver	8	1	3	4	2	3	0	1	1	2	11	1	4	5	4
Washington	2	0	0	0	0	0	0	0	0	0	2	0	0	0	0
Winnipeg	4	1	3	4	2	0	0	0	0	0	4	1	3	4	2
<b>NHL Totals</b>	<b>177</b>	<b>24</b>	<b>73</b>	<b>97</b>	<b>63</b>	<b>47</b>	<b>5</b>	<b>19</b>	<b>24</b>	<b>10</b>	<b>224</b>	<b>29</b>	<b>92</b>	<b>121</b>	<b>73</b>

#### CAREER RECORD

			REGULAR SEASON					PLAYOFFS				
Season	Club	League	GP	G	A	PTS	PIM	GP	G	A	PTS	PIM
2006-07	Mississauga	OHL	59	7	45	52	45	4	0	0	0	8
2007-08	Niagara	OHL	60	13	40	53	94	6	5	4	9	4
2008-09	St. Louis	NHL	8	0	1	1	2	--	--	--	--	--
	Peoria	AHL	1	0	0	0	4	7	0	3	3	2
	Niagara	OHL	36	8	21	29	32	12	1	5	6	20
	Canada	WJC	6	1	2	3	0	--	--	--	--	--
	St. Louis	NHL	9	1	1	2	6	--	--	--	--	--
2009-10	Barrie	OHL	25	9	20	29	27	17	2	12	14	8
	Canada	WJC	6	3	9	12	14	--	--	--	--	--
	St. Louis	NHL	79	11	32	43	19	--	--	--	--	--
2010-11	Canada	WC	7	2	3	5	2	--	--	--	--	--
	St. Louis	NHL	81	12	39	51	36	8	0	5	5	0
2011-12	St. Louis	NHL	47	5	19	24	10	6	1	1	2	2
NHL TOTALS			224	29	92	121	73	14	1	6	7	2
ST. LOUIS TOTALS			224	29	92	121	73	14	1	6	7	2



# 46

## ROMAN POLAK

### DEFENSEMAN

**2012-13:** Led Blues defenseman with 48 penalty minutes... Ranked 3rd on the club with 110 hits and 78 blocked shots... Only Blues defenseman to log a game-winning goal for the season on Apr. 11 at Minnesota... Served a career high 17 penalty minutes on Apr. 4 at Chicago. **Playoffs:** Appeared in six games and posted his first career postseason point (assist) in Game Six on May 10 vs. Los Angeles.

**CAREER: 2011-12:** Led Blues' defensemen in hits (173), ranked 2nd in blocked shots (141) and tied for 3rd in penalty minutes (57)... Set a career high with 15 penalty minutes on Jan. 5 vs. Edmonton... Served his 200th career penalty minute on Mar. 1 at Vancouver... Played in his 300th career game on Mar. 17 at Tampa Bay. **Playoffs:** Appeared in nine games ranking 3rd on the team with 19 penalty minutes. **2010-11:** Tallied 12 points including three goals and nine assists to go along with 33 penalty minutes in 55 games... Ranked fourth among Blues defensemen in goals... Ranked second among all Blues skaters in shorthanded ice time per game (2:12), fourth in overall ice time per game (19:57), fourth in hits (110) and fifth in blocked shots (78)... Recorded two multi-point games including Feb. 25 at Edmonton (1g, 1a) and Mar. 30 at Detroit (1g, 1a)... Played in his 200th game as a Blue/NHL career on Feb. 8 at Florida. **2009-10:** Registered career highs in games played (78), goals (4), assists (17), points (21) and penalty minutes (59)... Ranked third on the team with a plus-7 rating... Averaged 19:58 of time on ice, ranking fourth on the team... Played in his 100th career game on Oct. 17 at Anaheim... Recorded his 100th career penalty minute on March 20 at New Jersey... Scored his first game-winning goal and a first star selection on Jan. 16 vs. New York Rangers. **2008-09:** Played in a career-high 69 games... Blocked a shot in 53 of his 69 games... Notched a career-high three-game point streak from Jan. 3-11, collecting three points (0g, 3a) over-the-span... Registered a career-high 30:52 of ice time on Jan. 2 at Carolina... Scored his first career NHL goal, a game-winner on Dec. 20 vs. Minnesota... Recorded a plus-4 rating on Dec. 8 vs. Nashville. **Playoffs:** Made his postseason debut on April 15 vs. Vancouver. **2007-08:** Recorded his first NHL point (assist) on March 15 at Anaheim... Played in six games for the Blues, tallying an assist... Skated in 34 games with the Rivermen, recording seven assists along with 33 penalty minutes. **2006-07:** Made his NHL debut with the Blues on Oct. 9 at Anaheim... Played in 19 games for St. Louis, recording six penalty minutes... Spent the majority of the season with Peoria, skating in 53 games, notching 12 points (4g, 8a) along with 66 penalty minutes.

**EUROPEAN CAREER: 2005-06:** Appeared in 37 games for Vitkovice HC of the Czech Hockey League, recording an assist and 16 penalty minutes.

**JUNIOR CAREER: 2004-05:** Skated in 65 games for the Kootenay Ice of the WHL, registering 23 points (5g, 23a) along with 85 penalty minutes.

**HEIGHT:** 6-0 **WEIGHT:** 234  
**SHOOTS:** Right  
**BORN:** 4-28-86  
**BIRTHPLACE:** Ostrava, Czech Republic

**INTERNATIONAL CAREER: 2009-10:** Played in five games at the 2010 Olympics in Vancouver, recording four penalty minutes... **2008-09:** Posted a plus-7 rating in seven games played representing the Czech Republic at the 2009 World Championship... **2005-06:** Played in the 2005 and 2006 World Junior Championship, helping the Czech Republic win a bronze medal in 2005.

**BACKGROUND:** Nickname is "Poley"... Put on his first pair of skates at age five... Hockey hero growing up was Jaromir Jagr... Favorite food is sushi... Hobbies include tennis and soccer... His ultimate golf foursome would include Lance Armstrong, Denzel Washington and Michael Schumacher.

**TRANSACTIONS:** June 27, 2004 - St. Louis' sixth round selection, 180th overall.

#### CAREER HIGHLIGHTS:

**MOST GOALS, GAME:** 1, Nine Times - Last, Apr. 11, 2013 at Minnesota

**MOST ASSISTS, GAME:** 1, 57 Times - Last, Apr. 25, 2013 vs. Calgary

**MOST POINTS, GAME:** 2, Four Times - Last, Mar. 30, 2011 at Detroit

**MOST SHOTS, GAME:** 5 - March 6, 2009 at Tampa Bay

**MOST PIM:** 17 - Apr. 4, 2013 at Chicago

**CAREER PENALTY SHOTS:** None

**FIRST NHL GAME:** Oct. 9, 2006 at Anaheim

**FIRST NHL GOAL:** Dec. 20, 2008 vs. Minnesota

**FIRST GAME AS A BLUE:** Oct. 9, 2006 at Anaheim

**FIRST GOAL AS A BLUE:** Dec. 20, 2008 vs. Minnesota

#### LONGEST PERSONAL STREAKS:

Goals: 1 (9X) 4/11/2013 (1G)

Assists: 3 (2X) 2/13/2010-3/4/2010 (3A)

Points: 3 (1X) 2/13/2010-3/4/2010 (0G, 3A)

Games Played: 96 2/19/2009-3/20/2010

#### VS NHL

	PRIOR SEASONS					2012-2013 REGULAR SEASON					CAREER				
	GP	G	A	P	PIM	GP	G	A	P	PIM	GP	G	A	P	PIM
Anaheim	17	0	2	2	10	3	0	0	0	2	20	0	2	2	12
Boston	4	0	1	1	2	0	0	0	0	0	4	0	1	1	2
Buffalo	4	0	0	0	0	0	0	0	0	0	4	0	0	0	0
Calgary	18	0	1	1	14	3	0	1	1	4	21	0	2	2	18
Carolina	5	0	1	1	2	0	0	0	0	0	5	0	1	1	2
Chicago	23	2	2	4	6	5	0	0	0	19	28	2	2	4	25
Colorado	14	0	0	0	4	3	0	0	0	4	17	0	0	0	8
Columbus	20	0	4	4	17	4	0	0	0	2	24	0	4	4	19
Dallas	15	0	5	5	12	3	0	0	0	0	18	0	5	5	12
Detroit	22	2	2	4	8	5	0	1	1	0	27	2	3	5	8
Edmonton	16	1	3	4	29	3	0	1	1	0	19	1	4	5	29
Florida	5	0	1	1	4	0	0	0	0	0	5	0	1	1	4
Los Angeles	14	0	3	3	13	3	0	0	0	11	17	0	3	3	24
Minnesota	18	1	4	5	6	3	1	1	2	2	21	2	5	7	8
Montreal	4	0	0	0	2	0	0	0	0	0	4	0	0	0	2
Nashville	18	0	2	2	9	4	0	0	0	2	22	0	2	2	11
New Jersey	3	0	2	2	2	0	0	0	0	0	3	0	2	2	2
NY Islanders	4	0	1	1	2	0	0	0	0	0	4	0	1	1	2
NY Rangers	4	1	2	3	2	0	0	0	0	0	4	1	2	3	2
Ottawa	4	0	2	2	0	0	0	0	0	0	4	0	2	2	0
Philadelphia	3	0	2	2	4	0	0	0	0	0	3	0	2	2	4
Phoenix	16	0	3	3	15	3	0	0	0	0	19	0	3	3	15
Pittsburgh	5	0	0	0	0	0	0	0	0	0	5	0	0	0	0
San Jose	15	0	2	2	8	3	0	1	1	0	18	0	3	3	8
St. Louis	0	0	0	0	0	0	0	0	0	0	0	0	0	0	0
Tampa Bay	5	0	1	1	0	0	0	0	0	0	5	0	1	1	0
Toronto	4	0	0	0	2	0	0	0	0	0	4	0	0	0	2
Vancouver	15	0	5	5	21	3	0	0	0	2	18	0	5	5	23
Washington	4	0	1	1	4	0	0	0	0	0	4	0	1	1	4
Winnipeg	5	1	0	1	2	0	0	0	0	0	5	1	0	1	2
<b>NHL Totals</b>	<b>304</b>	<b>8</b>	<b>52</b>	<b>60</b>	<b>200</b>	<b>48</b>	<b>1</b>	<b>5</b>	<b>6</b>	<b>48</b>	<b>352</b>	<b>9</b>	<b>57</b>	<b>66</b>	<b>248</b>

#### CAREER RECORD

Season	Club	League	REGULAR SEASON					PLAYOFFS				
			GP	G	A	PTS	PIM	GP	G	A	PTS	PIM
2002-03	HC Banik Ostrava-Jr.	CZE-Jr.	23	0	1	1	14	--	--	--	--	--
2003-04	HC Vitkovice-Jr.	CZE-Jr.	52	4	8	12	48	--	--	--	--	--
2004-05	Czech Republic	WU-18	7	0	0	0	8	--	--	--	--	--
	Kootenay	WHL	65	5	18	23	85	9	0	0	0	6
2005-06	Czech Republic	WJC	7	0	2	2	4	--	--	--	--	--
	HC Vitkovice Steel	CZE-1	37	0	1	1	16	6	0	0	0	6
2006-07	Czech Republic	WJC	6	0	2	2	6	--	--	--	--	--
	St. Louis	NHL	19	0	0	0	6	--	--	--	--	--
2007-08	Peoria	AHL	53	4	8	12	66	--	--	--	--	--
	St. Louis	NHL	6	0	1	1	0	--	--	--	--	--
2008-09	Peoria	AHL	34	0	7	7	33	--	--	--	--	--
	St. Louis	NHL	69	1	14	15	45	4	0	0	0	0
2009-10	Czech Republic	WC	7	0	1	1	6	--	--	--	--	--
	St. Louis	NHL	78	4	17	21	59	--	--	--	--	--
2010-11	Czech Republic	Olympics	5	0	0	0	4	--	--	--	--	--
	St. Louis	NHL	55	3	9	12	33	--	--	--	--	--
2011-12	St. Louis	NHL	77	0	11	11	57	9	0	0	0	19
2012-13	St. Louis	NHL	48	1	5	6	48	6	0	1	1	2
<b>NHL TOTALS</b>			<b>352</b>	<b>9</b>	<b>57</b>	<b>66</b>	<b>248</b>	<b>19</b>	<b>0</b>	<b>1</b>	<b>1</b>	<b>21</b>
<b>ST. LOUIS TOTALS</b>			<b>352</b>	<b>9</b>	<b>57</b>	<b>66</b>	<b>248</b>	<b>19</b>	<b>0</b>	<b>1</b>	<b>1</b>	<b>21</b>



# 32

## CHRIS PORTER

### LEFT WING

**HEIGHT:** 6-1 **WEIGHT:** 209  
**SHOOTS:** Left  
**BORN:** 5-29-84  
**BIRTHPLACE:** Toronto, Ontario

**2012-13:** Posted a career high eight points and six assists...Tied for 3rd on the club with a +5 rating...Tied for 4th on the club with a career high two game-winning goals...Posted a career high with two assists on Mar. 4 at Chicago...Fired a career high five shots on Mar. 9 at San Jose...Appeared in his 100th career NHL game on Mar. 1 vs. Edmonton. **Playoffs:** Appeared in six games including his NHL postseason debut in Game One on Apr. 30 vs. Los Angeles...Recorded his first career postseason goal in Game Six on May 10 at Los Angeles

**CAREER:** **2011-12:** Set career highs in games played (47) and goals (4) while tying a career high in points (7)...Ranked 5th among Blues' forwards in hits (124)...Tied a career high with four shots twice, on Dec. 8 vs. Anaheim and Mar. 15 at Carolina...Tied a career high with five penalty minutes on Mar. 10 vs. Columbus. **2010-11:** Dressed in 45 games for the Blues setting career highs in points (7), goals (3), assists (4) and penalty minutes (16)...Recorded his first career multi-point game including two goals and an assist on Mar. 30 at Detroit...Set a single-game career high with four shots on goal on Mar. 26 at Minnesota...Also appeared in 36 games for the Blues' AHL affiliate, Peoria Rivermen, posting 20 points (9g, 11a) and 63 penalty minutes. **2009-10:** Dressed in 80 games for the Rivermen posting 31 points including 13 goals and 18 assists to go along with 53 penalty minutes...Ranked eighth on the club in both points and assists. **2008-09:** Appeared in six games for the Blues including his NHL debut on Oct. 10 vs. Nashville...Posted two points including his first career NHL goal on Oct. 18 vs. Chicago...Dressed in 74 games for the Rivermen tallying 23 points including seven goals and 16 assists to go along with 72 penalty minutes...Recorded two points (1g, 1a) in seven playoff games with Peoria. **2007-08:** Played in 80 games for Peoria recording professional career highs in points (37), assists (25) and penalty minutes (72) to go along with 12 goals...Ranked sixth on the club in penalty minutes

**INTERNATIONAL CAREER:** **2010-11:** Represented the United States at the 2011 World Championships recording an assist in seven games

**COLLEGE CAREER:** **2006-07:** Played 43 games in his senior season with North Dakota posting career highs in points (30), goals (13) and assists (17) to go along with 38 penalty minutes. **2005-06:** Dressed in a collegiate career high 46 games posting 23 points including seven goals and 16 assists to go along with 40 penalty minutes. **2004-05:** Played in all 45 of UND's games

...Finished sixth on the team in goals with (12)...Had 15 points on the season...Tied for fourth on the team in power play goals (5)...Scored two goals on four occasions including two goals in the NCAA East Region final. **2003-04:** Played in all 41 of UND's games...Ranked third among UND rookies with 10 goals...Tied for third on the team with three power play goals and tied for sixth with two game-winning goals...Tied for eighth in the WCHA in rookie scoring with 16 points in 28 league games...Had a goal and an assist in 4-3 overtime win over Michigan Tech (March 13) in the WCHA playoffs...named WCHA Rookie of the Week twice...Had eight multi-point games on the season...Received team's "Tom Hoghaug Award" that is given to a freshman who shows initiative, character and responsibility.

**TRANSACTIONS:** Aug. 21, 2007 - Signed as a free agent by St. Louis

#### CAREER HIGHLIGHTS:

**MOST GOALS, GAME:** 2 – Mar. 30, 2011 at Detroit  
**MOST ASSISTS, GAME:** 2 – Apr. 4, 2013 at Chicago  
**MOST POINTS, GAME:** 3 – Mar. 30, 2011 at Detroit  
**MOST PIM, GAME:** 5, Three Times – Last, Mar. 10, 2012 vs. Columbus  
**MOST SHOTS, GAME:** 5 – Mar. 9, 2013 at San Jose  
**CAREER PENALTY SHOTS:** None  
**FIRST NHL GAME:** Oct. 10, 2008 vs. Nashville  
**FIRST NHL GOAL:** Oct. 18, 2008 vs. Chicago  
**FIRST GAME AS A BLUE:** Oct. 10, 2008 vs. Nashville  
**FIRST GOAL AS A BLUE:** Oct. 18, 2008 vs. Chicago

#### LONGEST PERSONAL STREAKS:

**Goals:** 2 (1X) 2/4/2012-2/7/2012 (2G)  
**Assists:** 1 (13X) 4/25/2013 (1A)  
**Points:** 4 (1X) 1/23/2012-2/9/2012 (2G, 2A)  
**Games Played:** 20 3/1/2011-4/9/2011

#### VS NHL

	PRIOR SEASONS					2012-2013 REGULAR SEASON					CAREER				
	GP	G	A	P	PIM	GP	G	A	P	PIM	GP	G	A	P	PIM
Anaheim	6	1	0	1	4	2	0	0	0	0	8	1	0	1	4
Boston	1	0	1	1	0	0	0	0	0	0	1	0	1	1	0
Buffalo	0	0	0	0	0	0	0	0	0	0	0	0	0	0	0
Calgary	4	0	0	0	0	2	0	1	1	0	6	0	1	1	0
Carolina	2	0	0	0	0	0	0	0	0	0	2	0	0	0	0
Chicago	5	1	0	1	5	4	0	2	2	0	9	1	2	3	5
Colorado	5	0	0	0	2	2	0	0	0	0	7	0	0	0	2
Columbus	8	1	0	1	5	2	0	0	0	0	10	1	0	1	5
Dallas	4	0	0	0	2	2	0	1	1	0	6	0	1	1	2
Detroit	9	2	2	4	0	1	1	0	1	0	10	3	2	5	0
Edmonton	4	0	0	0	0	3	0	1	1	0	7	0	1	1	0
Florida	1	1	0	1	0	0	0	0	0	0	1	1	0	1	0
Los Angeles	5	0	2	2	2	1	0	0	0	0	6	0	2	2	2
Minnesota	3	0	0	0	0	2	0	1	1	0	5	0	1	1	0
Montreal	1	0	0	0	0	0	0	0	0	0	1	0	0	0	0
Nashville	9	1	1	2	0	1	0	0	0	0	10	1	1	2	0
New Jersey	2	0	1	1	0	0	0	0	0	0	2	0	1	1	0
NY Islanders	3	0	0	0	2	0	0	0	0	0	3	0	0	0	2
NY Rangers	2	0	0	0	0	0	0	0	0	0	2	0	0	0	0
Ottawa	2	1	0	1	0	0	0	0	0	0	2	1	0	1	0
Philadelphia	1	0	0	0	0	0	0	0	0	0	1	0	0	0	0
Phoenix	5	0	0	0	0	3	0	0	0	0	8	0	0	0	0
Pittsburgh	0	0	0	0	0	0	0	0	0	0	0	0	0	0	0
San Jose	6	0	0	0	5	2	1	0	1	0	8	1	0	1	5
St. Louis	0	0	0	0	0	0	0	0	0	0	0	0	0	0	0
Tampa Bay	1	0	0	0	0	0	0	0	0	0	1	0	0	0	0
Toronto	2	0	0	0	0	0	0	0	0	0	2	0	0	0	0
Vancouver	3	0	0	0	0	2	0	0	0	0	5	0	0	0	0
Washington	2	0	0	0	0	0	0	0	0	0	2	0	0	0	0
Winnipeg	2	0	1	1	0	0	0	0	0	0	2	0	1	1	0
<b>NHL Totals</b>	<b>98</b>	<b>8</b>	<b>8</b>	<b>16</b>	<b>27</b>	<b>29</b>	<b>2</b>	<b>6</b>	<b>8</b>	<b>0</b>	<b>127</b>	<b>10</b>	<b>14</b>	<b>24</b>	<b>27</b>

#### CAREER RECORD

Season	Club	League	REGULAR SEASON					PLAYOFFS				
			GP	G	A	PTS	PIM	GP	G	A	PTS	PIM
2002-03	Lincoln	USHL	59	13	22	35	74	10	4	3	7	10
2003-04	North Dakota	NCAA	41	10	15	25	46	--	--	--	--	--
2004-05	North Dakota	NCAA	43	12	3	15	36	--	--	--	--	--
2005-06	North Dakota	NCAA	45	7	15	22	36	--	--	--	--	--
2006-07	North Dakota	NCAA	43	13	17	30	38	--	--	--	--	--
2007-08	Peoria	AHL	80	12	25	37	72	--	--	--	--	--
<b>2008-09</b>	<b>St. Louis</b>	<b>NHL</b>	<b>6</b>	<b>1</b>	<b>1</b>	<b>2</b>	<b>0</b>	--	--	--	--	--
	Peoria	AHL	74	7	16	23	72	7	1	1	2	0
2009-10	Peoria	AHL	80	13	18	31	53	--	--	--	--	--
<b>2010-11</b>	<b>St. Louis</b>	<b>NHL</b>	<b>45</b>	<b>3</b>	<b>4</b>	<b>7</b>	<b>16</b>	--	--	--	--	--
	Peoria	AHL	36	9	11	20	63	--	--	--	--	--
	United States	WC	7	0	1	1	2	--	--	--	--	--
2011-12	St. Louis	NHL	47	4	3	7	11	--	--	--	--	--
<b>2012-13</b>	<b>St. Louis</b>	<b>NHL</b>	<b>29</b>	<b>2</b>	<b>6</b>	<b>8</b>	<b>0</b>	<b>6</b>	<b>1</b>	<b>0</b>	<b>1</b>	<b>0</b>
	Peoria	AHL	12	7	3	10	11	--	--	--	--	--
<b>NHL TOTALS</b>			<b>127</b>	<b>10</b>	<b>14</b>	<b>24</b>	<b>27</b>	<b>6</b>	<b>1</b>	<b>0</b>	<b>1</b>	<b>0</b>
<b>ST. LOUIS TOTALS</b>			<b>127</b>	<b>10</b>	<b>14</b>	<b>24</b>	<b>27</b>	<b>6</b>	<b>1</b>	<b>0</b>	<b>1</b>	<b>0</b>





# 75

## RYAN REAVES

### RIGHT WING

**HEIGHT:** 6-1 **WEIGHT:** 227  
**SHOOTS:** Right  
**BORN:** 1-20-87  
**BIRTHPLACE:** Winnipeg, Manitoba

**2012-13:** Posted a career high four goals and six points...Tied for 7th on the club with a +3 rating...Led the Blues with 79 penalty minutes including seven fighting majors...Recorded a career high two goals on Apr. 25 vs. Calgary...Fired a career high three shots on Apr. 25 vs. Calgary...Tied a career high with 15 penalty minutes on Jan. 31 at Columbus...Appeared in his 100th career NHL game on Feb. 15 at Calgary. **Playoffs:** Appeared in six games...Served his first career penalty minutes (2 PIM) in Game Two on May 2 vs. Los Angeles.

**CAREER:** **2011-12:** Set career highs in games played (60), goals (3) and penalty minutes (124) while tying a career high in points (4)...Led the Blues in penalty minutes and ranked 3rd in hits (171) while he tied for 10th in the NHL in fighting majors (13)...Tied a career high with 15 penalty minutes on Apr. 4 vs. Detroit...Served his 100th career penalty minute on Nov. 25 vs. Calgary. **Playoffs:** Appeared in two games including his playoff debut on Apr. 12 vs. San Jose. **2010-11:** Made his NHL debut on Oct. 11 vs. Anaheim serving 15 penalty minutes...Appeared in 28 games overall for the Blues recording four points (2g, 2a) and 78 penalty minutes including his first career NHL goal on Jan. 12 at Anaheim and his second the following night, Jan. 13 at Los Angeles...Dressed in 50 games for the Blues' American Hockey League (AHL) affiliate, Peoria Rivermen, recording 10 points (4g, 6a) while leading the club with 146 penalty minutes

**MINOR CAREER:** **2009-10:** Appeared in a career high 76 games for the Blues AHL affiliate, Peoria Rivermen, tallying 11 points (4g, 7a) while leading the team with a career high 167 penalty minutes. **2008-09:** Played in 57 games for Peoria recording professional career highs in points (17), goals (8), assists (9) and plus/minus (+9) while ranking second on the club with 130 penalty minutes...Served two penalty minutes in four postseason games. **2007-08:** Dressed in 31 games for Peoria tallying seven points (4g, 3a) and serving 46 penalty minutes...Also made nine appearances for the Blues' East Coast Hockey League (ECHL) affiliate, Alaska Aces, recording two points (2g) and serving 42 penalty minutes...Served 22 penalty minutes in two postseason games with Alaska

**JUNIOR CAREER:** **2006-07:** Played in 69 games with the Brandon Wheat Kings of the Western Hockey League (WHL) tallying a junior career high 35 points including 15 goals and 20 assists to go along with a +11 rating and 76 penalty minutes...Recorded five points (1g, 4a) in 11 postseason games. **2005-06:** Played in 68

games with Brandon recording 28 points (14g, 14a) to go along with a junior career high 91 penalty minutes. **2004-05:** Appeared in 64 games with Brandon posting 16 points (7g, 9a) and 79 penalty minutes

**TRANSACTIONS:** July 30, 2005 – St. Louis' fifth round selection, 156th overall, in the 2005 Entry Draft.

#### CAREER HIGHLIGHTS:

**MOST GOALS, GAME:** 2 – Apr. 25, 2013 vs. Calgary

**MOST ASSISTS, GAME:** 1, Five Times – Last, Apr. 4, 2013 at Chicago

**MOST POINTS, GAME:** 2 – Apr. 25, 2013 vs. Calgary

**MOST PIM, GAME:** 15, Three Times – Last, Jan. 31, 2013 at Columbus

**MOST SHOTS, GAME:** 3 – Apr. 25, 2013 vs. Calgary

**CAREER PENALTY SHOTS:** None

**FIRST NHL GAME:** Oct. 11, 2010 vs. Anaheim

**FIRST NHL GOAL:** Jan. 12, 2011 at Anaheim

**FIRST GAME AS A BLUE:** Oct. 11, 2010 vs. Anaheim

**FIRST GOAL AS A BLUE:** Jan. 12, 2011 at Anaheim

#### LONGEST PERSONAL STREAKS:

Goals: 2 (1X) 1/12/2011-1/13/2011 (2G)

Assists: 1 (5X) 4/4/2013 (1A)

Points: 2 (1X) 1/12/2011-1/13/2011 (2G)

Games Played: 23 3/1/2011-10/13/2011

#### VS NHL

	PRIOR SEASONS					2012-2013 REGULAR SEASON					CAREER				
	GP	G	A	P	PIM	GP	G	A	P	PIM	GP	G	A	P	PIM
Anaheim	4	1	0	1	15	3	1	0	1	0	7	2	0	2	15
Boston	1	1	0	1	0	0	0	0	0	0	1	1	0	1	0
Buffalo	1	0	0	0	5	0	0	0	0	0	1	0	0	0	5
Calgary	5	0	0	0	9	2	2	0	2	9	7	2	0	2	18
Carolina	1	0	0	0	0	0	0	0	0	0	1	0	0	0	0
Chicago	7	0	0	0	24	4	0	1	1	4	11	0	1	1	28
Colorado	5	0	0	0	21	3	0	0	0	0	8	0	0	0	21
Columbus	8	0	0	0	39	4	0	1	1	15	12	0	1	1	54
Dallas	3	0	0	0	2	3	1	0	1	2	6	1	0	1	4
Detroit	4	0	2	2	19	5	0	0	0	10	9	0	2	2	29
Edmonton	3	0	0	0	12	1	0	0	0	2	4	0	0	0	14
Florida	1	0	0	0	0	0	0	0	0	0	1	0	0	0	0
Los Angeles	7	1	0	1	7	3	0	0	0	7	10	1	0	1	14
Minnesota	6	1	0	1	7	3	0	0	0	2	9	1	0	1	9
Montreal	2	0	1	1	7	0	0	0	0	0	2	0	1	1	7
Nashville	7	0	0	0	12	3	0	0	0	7	10	0	0	0	19
New Jersey	1	0	0	0	0	0	0	0	0	0	1	0	0	0	0
NY Islanders	1	0	0	0	0	0	0	0	0	0	1	0	0	0	0
NY Rangers	1	0	0	0	0	0	0	0	0	0	1	0	0	0	0
Ottawa	1	0	0	0	2	0	0	0	0	0	1	0	0	0	2
Philadelphia	0	0	0	0	0	0	0	0	0	0	0	0	0	0	0
Phoenix	3	1	0	1	5	3	0	0	0	7	6	1	0	1	12
Pittsburgh	2	0	0	0	5	0	0	0	0	0	2	0	0	0	5
San Jose	5	0	0	0	9	3	0	0	0	4	8	0	0	0	13
St. Louis	0	0	0	0	0	0	0	0	0	0	0	0	0	0	0
Tampa Bay	2	0	0	0	0	0	0	0	0	0	2	0	0	0	0
Toronto	1	0	0	0	0	0	0	0	0	0	1	0	0	0	0
Vancouver	3	0	0	0	0	3	0	0	0	10	6	0	0	0	10
Washington	2	0	0	0	0	0	0	0	0	0	2	0	0	0	0
Winnipeg	1	0	0	0	2	0	0	0	0	0	1	0	0	0	2
<b>NHL Totals</b>	<b>88</b>	<b>5</b>	<b>3</b>	<b>8</b>	<b>202</b>	<b>43</b>	<b>4</b>	<b>2</b>	<b>6</b>	<b>79</b>	<b>131</b>	<b>9</b>	<b>5</b>	<b>14</b>	<b>281</b>

#### CAREER RECORD

Season	Club	League	REGULAR SEASON					PLAYOFFS				
			GP	G	A	PTS	PIM	GP	G	A	PTS	PIM
2002-03	Ravenscourt HS	MHSAA	21	15	22	37	66	--	--	--	--	--
2003-04	Ravenscourt HS	MHSAA	19	20	12	32	82	--	--	--	--	--
2004-05	Brandon	WHL	64	7	9	16	79	23	2	4	6	43
2005-06	Brandon	WHL	68	14	14	28	91	6	0	1	1	8
2006-07	Brandon	WHL	69	15	20	35	76	11	1	4	5	19
2007-08	Alaska	ECHL	9	2	0	2	42	2	0	0	0	22
	Peoria	AHL	31	4	3	7	46	--	--	--	--	--
2008-09	Peoria	AHL	57	8	9	17	130	4	0	0	0	2
2009-10	Peoria	AHL	76	4	7	11	167	--	--	--	--	--
2010-11	St. Louis	NHL	28	2	2	4	78	--	--	--	--	--
	Peoria	AHL	50	4	6	10	146	--	--	--	--	--
2011-12	St. Louis	NHL	60	3	1	4	124	2	0	0	0	0
2012-13	St. Louis	NHL	43	4	2	6	79	6	0	0	0	2
<b>NHL TOTALS</b>			<b>131</b>	<b>9</b>	<b>5</b>	<b>14</b>	<b>281</b>	<b>8</b>	<b>0</b>	<b>0</b>	<b>0</b>	<b>2</b>
<b>ST. LOUIS TOTALS</b>			<b>131</b>	<b>9</b>	<b>5</b>	<b>14</b>	<b>281</b>	<b>8</b>	<b>0</b>	<b>0</b>	<b>0</b>	<b>2</b>



# 12

## DEREK ROY

### CENTER

**2012-13:** Logged 22 points including four goals and 18 assists to go along with four penalty minutes in 30 games with Dallas... Traded to Vancouver at the trade deadline... Posted six points including three goals and three assists in 12 games with the Canucks. **Playoffs:** Posted one assist and two penalty minutes in four appearances

**CAREER:** **2011-12:** Sabres went 22-4-7 when Roy earned at least one point and 10-3-1 when he scored at least one goal... Buffalo had 16-1-6 record when he recorded at least one assist and an 8-0-0 record when he posted a multi-point contest... One of five NHL players under 5-foot-10 to earn at least 40 points... Played 500th career NHL game on Dec. 16 vs. Toronto... Recorded his 400th career point (assist) at Nashville on Dec. 3... Tied Thomas Vanek for most OT goals in Sabres history (6). **2010-11:** Missed 47 games with a torn quadriceps... Led Sabres in scoring through December with 35 points (10-25-35). **Playoffs:** Posted one assist in one appearance. **2009-10:** Led Sabres in scoring for third-straight season... Played in 400th career NHL game on Jan. 19 vs. Anaheim. **Playoffs:** Appeared in six games posting two assists to go along with four penalty minutes. **2008-09:** Played in all 82 regular season contests for first time in career... Led Sabres with nine game-winning goals... Played in his 300th career NHL game on Dec. 10 vs. Tampa Bay... Scored his 100th career NHL goal on Feb. 13 vs. San Jose... Longest stretch without points was three games. **2007-08:** Led all Sabres in scoring... Earned hat trick on Jan. 18 vs. Atlanta (third of career)... Finished second amongst Sabres with a +13 rating... Scored 200th career NHL point on March 27 at Ottawa. **2006-07:** Earned a +37 rating in regular season... Posted 13 multi-point games. **Playoffs:** Set Sabres playoff record for fastest goal from opening faceoff in a game (:09, Game 4 vs. Ottawa on May 16)... Logged seven points and 14 penalty minutes in 16 appearances. **2005-06:** Scored first and second career hat-trick (first: vs. Toronto on March 3), (second: vs. Tampa Bay on March 9). Posted 46 points including 18 goals and 28 assists in 70 appearances. **Playoffs:** Earned 15 points and 16 penalty minutes in 18 playoff games (5-10-15).

**MINOR CAREER:** **2005-06:** Posted 20 points including seven goals and 13 assists to go along with 10 penalty minutes in eight appearances. **2004-05:** Spent season with Rochester Americans, plying 67 games (16-45-61)... Tied for team lead in points during Americans' playoff run (6-5-11). **2003-04:** Chosen to Participate in NHL Young Stars Game... Named to Canadian roster for 2004 Pepsi AHL All-Star Classic... Named October's AHL Rookie of the Month.

**INTERNATIONAL CAREER:** **2002-03:** Posted three points in six appearances helping Team Canada earn the Silver Medal at the World Junior Championships

**JUNIOR CAREER:** **2002-03:** Won Stafford Memorial Trophy as most valuable player in leading Kitchener to the Memorial Cup... Named to Memorial Cup All-Star Team (2002-03)... Ranked second in OHL playoff scoring (32 pts) in 2002-03. **2001-02:** Logged 89 points including 43 goals and 46 assists in 62 games with

**HEIGHT:** 5-9 **WEIGHT:** 184  
**SHOOTS:** Left  
**BORN:** 5-4-83  
**BIRTHPLACE:** Ottawa, Ontario

Kitchener... Posted three points in four playoff games. **2000-01:** Posted 81 points including 42 goals and 39 assists in 65 games. **1999-2000:** Logged 87 points including 34 goals and 53 assists in 66 games... Selected to the All-Rookie Team by Canadian Hockey League... Named Emms Family Award winner as OHL's Rookie of the Year and chose to OHL All-Rookie Team (1999-00)... Posted five points in five playoffs appearances.

**TRANSACTIONS:** Signed as a free agent by the Blues on July 11, 2013... Buffalo's second round selection, 32nd overall, in 2001 Entry Draft

#### CAREER HIGHLIGHTS

**MOST GOALS, GAME:** 3 – Four Times, Last, Mar. 27, 2010 vs. Tampa Bay

**MOST ASSISTS, GAME:** 3 – Four Times, Last, Dec. 15, 2010 vs. Boston

**MOST POINTS, GAME:** 4 – Four Times, Last, Mar. 27, 2010 vs. Tampa Bay

**MOST PIM, GAME:** 12 – Jan. 30, 2007 vs. Boston

**MOST SHOTS, GAME:** 9 – Jan. 18, 2008 vs. Atlanta

**CAREER HAT-TRICKS:** 3 – Four Times, Last, Mar. 27, 2010 vs. Tampa Bay

**CAREER PENALTY SHOTS:** 1 – Apr. 19, 2009 at Carolina – Successful vs. Michael Leighton

**FIRST NHL GAME:** Dec. 13, 2003 at Minnesota

**FIRST NHL GOAL:** Dec. 23, 2003 vs. Ottawa

#### LONGEST PERSONAL STREAKS:

Goals: 4 (1X) 4/3/2007-4/8/2007 (4G, 1A)  
 Assists: 5 (4X) 11/6/2010-11/15/2010 (2G, 6A)  
 Points: 12 (1X) 3/12/2008-4/5/2008 (5G, 15A)  
 Games Played: 157 1/18/2008-12/26/2009

#### VS NHL

	PRIOR SEASONS					2012-2013 REGULAR SEASON					CAREER				
	GP	G	A	P	PIM	GP	G	A	P	PIM	GP	G	A	P	PIM
Anaheim	9	1	2	3	4	4	0	2	2	0	13	1	4	5	4
Boston	49	11	27	38	30	0	0	0	0	0	49	11	27	38	30
Buffalo	0	0	0	0	0	0	0	0	0	0	0	0	0	0	0
Calgary	5	1	3	4	7	5	0	2	2	2	10	1	5	6	9
Carolina	27	13	16	29	26	0	0	0	0	0	27	13	16	29	26
Chicago	7	1	4	5	6	3	0	1	1	2	10	1	5	6	8
Colorado	5	1	1	2	0	4	1	2	3	0	9	2	3	5	0
Columbus	8	1	4	5	4	1	1	1	2	0	9	2	5	7	4
Dallas	6	5	3	8	2	1	1	0	1	0	7	6	3	9	2
Detroit	8	1	4	5	10	2	0	1	1	0	10	1	5	6	10
Edmonton	5	2	3	5	4	5	2	2	4	0	10	4	5	9	4
Florida	27	6	11	17	6	0	0	0	0	0	27	6	11	17	6
Los Angeles	7	1	8	9	6	3	0	2	2	0	10	1	10	11	6
Minnesota	6	1	3	4	4	3	0	3	3	0	9	1	6	7	4
Montreal	47	12	26	38	30	0	0	0	0	0	47	12	26	38	30
Nashville	5	1	4	5	4	3	1	1	2	0	8	2	5	7	4
New Jersey	26	3	11	14	16	0	0	0	0	0	26	3	11	14	16
NY Islanders	25	8	7	15	6	0	0	0	0	0	25	8	7	15	6
NY Rangers	25	5	10	15	12	0	0	0	0	0	25	5	10	15	12
Ottawa	45	14	23	37	30	0	0	0	0	0	45	14	23	37	30
Philadelphia	27	9	10	19	14	0	0	0	0	0	27	9	10	19	14
Phoenix	7	0	6	6	0	3	0	1	1	0	10	0	7	7	0
Pittsburgh	26	7	10	17	22	0	0	0	0	0	26	7	10	17	22
San Jose	8	2	4	6	2	1	0	0	0	0	9	2	4	6	2
St. Louis	5	1	0	1	2	2	1	2	3	0	7	2	2	4	2
Tampa Bay	26	13	14	27	10	0	0	0	0	0	26	13	14	27	10
Toronto	47	19	16	35	26	0	0	0	0	0	47	19	16	35	26
Vancouver	6	0	2	2	8	2	0	1	1	2	8	0	3	3	10
Washington	28	10	14	24	22	0	0	0	0	0	28	10	14	24	22
Winnipeg	27	12	20	32	18	0	0	0	0	0	27	12	20	32	18
<b>NHL Totals</b>	<b>549</b>	<b>161</b>	<b>266</b>	<b>427</b>	<b>331</b>	<b>42</b>	<b>7</b>	<b>21</b>	<b>28</b>	<b>6</b>	<b>591</b>	<b>168</b>	<b>287</b>	<b>455</b>	<b>337</b>

#### CAREER RECORD

Season	Club	League	REGULAR SEASON					PLAYOFFS				
			GP	G	A	PTS	PIM	GP	G	A	PTS	PIM
1999-00	Kitchener	OHL	66	34	53	87	44	5	4	1	5	6
2000-01	Kitchener	OHL	65	42	39	81	114	--	--	--	--	--
2001-02	Kitchener	OHL	62	43	46	89	92	4	1	2	3	2
2002-03	Kitchener	OHL	49	28	50	78	73	21	9	23	32	14
2003-04	Rochester	AHL	26	10	16	26	20	16	6	8	14	18
2003-04	Buffalo	NHL	49	9	10	19	12	--	--	--	--	--
2004-05	Rochester	AHL	67	16	45	61	60	9	6	5	11	6
2005-06	Rochester	AHL	8	7	13	20	10	--	--	--	--	--
2005-06	Buffalo	NHL	70	18	28	46	57	18	5	10	15	16
2006-07	Buffalo	NHL	75	21	42	63	60	16	2	5	7	14
2007-08	Buffalo	NHL	78	32	49	81	46	--	--	--	--	--
2008-09	Buffalo	NHL	82	28	42	70	38	--	--	--	--	--
2009-10	Buffalo	NHL	80	26	43	69	48	6	0	2	2	4
2010-11	Buffalo	NHL	35	10	25	35	16	1	0	1	1	0
2011-12	Buffalo	NHL	80	17	27	44	54	--	--	--	--	--
2012-13	Dallas	NHL	30	4	18	22	4	--	--	--	--	--
2012-13	Vancouver	NHL	12	3	3	6	2	4	0	1	1	2
<b>NHL TOTALS</b>			<b>591</b>	<b>168</b>	<b>287</b>	<b>455</b>	<b>337</b>	<b>45</b>	<b>7</b>	<b>19</b>	<b>26</b>	<b>36</b>



9

**JADEN SCHWARTZ**  
CENTER

**HEIGHT:** 5-10 **WEIGHT:** 187  
**SHOOTS:** Left  
**BORN:** 6-25-92  
**BIRTHPLACE:** Wilcox, Saskatchewan

**2012-13:** Tied for 11th among all rookie with seven goals... Recorded a career high six shots twice, most recently on Mar. 14 vs. Phoenix... Recorded four multi-point games for the season... Recorded a career high two goals on Apr. 27 vs. Chicago... Served his first career penalty minutes (2 PIM) on Jan. 21 at Nashville. Playoffs: Made his postseason debut in Game One on Apr. 30 vs. Los Angeles... Logged his first career postseason point (assist) in Game Five on May 8 vs. Los Angeles.

**CAREER: 2011-12:** Made his NHL debut on Mar. 17 at Tampa Bay and became the 13th player in Blues history to score in their debut... On Mar. 21, his second game, he became the third player in club history to score in his first two NHL games... Posted three points (2g, 1a) including a power play goal and a game-winning goal in seven games overall.

**COLLEGE CAREER: 2010-11:** Schwartz averaged 1.57 points per game, tops nationally among freshmen, and led Colorado College in scoring despite missing 15 outings due to a stint with Team Canada and an injury he sustained at the Junior World Championships... factored in on the game-winning goal in all four of CC's post-season victories, scoring a pair and assisting on two more while compiling 14 points (4g, 10a) in seven playoff games overall... named to the all-tournament team at the NCAA West Regional, as well as national Rookie of the Year by Inside College Hockey and national Rookie of the Month for March/April by the Hockey Commissioners' Association... earlier was voted to the All-WCHA Third Team and Rookie Team... recipient of four major team awards, including MVP, and was involved in eight game winners altogether... recorded four assists in a game on two occasions, in victories over Denver (9-2) and Michigan Tech (7-3), while recording 14 multiple-point outings in only 30 appearances overall... collected five points in two games at both the WCHA Final Five and NCAA Regional.

**JUNIOR CAREER: 2009-10:** Played with Tri-City in the United States Hockey League (USHL) winning the league scoring title with 83 points (33 goals, 50 assists) in 60 games... he became the youngest player to do so since 1982-83... It was also the highest point total since Thomas Vanek in 2001-02

**INTERNATIONAL CAREER: 2010-11:** Earned the Silver Medal with Canada at the 2011 World Junior Championships posting three points (2g, 1a) in two appearances... **2011-12:** Captained Canada to a Bronze Medal at the 2012 World Junior Championships posting five points (2g, 3a) in six games

**TRANSACTIONS:** June 25, 2010 - St. Louis' first round selection, 14th overall.

**CAREER HIGHLIGHTS**

**MOST GOALS, GAME:** 2 – Apr. 27, 2013 vs. Chicago  
**MOST ASSISTS, GAME:** 1, Seven Times – Last, Apr. 5, 2013 vs. Columbus  
**MOST POINTS, GAME:** 2, Four Times – Last, Apr. 27, 2013 vs. Chicago

**MOST PIM, GAME:** 2, Twice – Last, Mar. 7, 2013 at Phoenix  
**MOST SHOTS, GAME:** 6, Twice – Last, Mar. 14, 2013 vs. Phoenix  
**CAREER PENALTY SHOTS:** None  
**FIRST NHL GAME:** Mar. 17, 2012 at Tampa Bay  
**FIRST NHL GOAL:** Mar. 17, 2012 at Tampa Bay  
**FIRST GAME AS A BLUE:** Mar. 17, 2012 at Tampa Bay  
**FIRST GOAL AS A BLUE:** Mar. 17, 2012 at Tampa Bay

**LONGEST PERSONAL STREAKS:**

Goals: 2 (1X) 3/17/2012-3/21/2012 (2G)  
 Assists: 1 (7X) 4/5/2013 (1A)  
 Points: 2 (1X) 3/17/2012-3/21/2012 (2G)  
 Games Played: 36 2/13/2013-4/27/2013

**VS NHL**

	PRIOR SEASONS					2012-2013 REGULAR SEASON					CAREER				
	GP	G	A	P	PIM	GP	G	A	P	PIM	GP	G	A	P	PIM
Anaheim	1	1	0	1	0	3	0	0	0	0	4	1	0	1	0
Boston	0	0	0	0	0	0	0	0	0	0	0	0	0	0	0
Buffalo	0	0	0	0	0	0	0	0	0	0	0	0	0	0	0
Calgary	0	0	0	0	0	3	1	1	2	0	3	1	1	2	0
Carolina	0	0	0	0	0	0	0	0	0	0	0	0	0	0	0
Chicago	1	0	0	0	0	5	2	0	2	0	6	2	0	2	0
Colorado	0	0	0	0	0	3	1	0	1	0	3	1	0	1	0
Columbus	0	0	0	0	0	3	0	1	1	0	3	0	1	1	0
Dallas	1	0	0	0	0	3	0	0	0	0	4	0	0	0	0
Detroit	0	0	0	0	0	5	0	0	0	0	5	0	0	0	0
Edmonton	0	0	0	0	0	3	1	1	2	0	3	1	1	2	0
Florida	0	0	0	0	0	0	0	0	0	0	0	0	0	0	0
Los Angeles	1	0	0	0	0	2	0	0	0	0	3	0	0	0	0
Minnesota	0	0	0	0	0	3	1	1	2	0	3	1	1	2	0
Montreal	0	0	0	0	0	0	0	0	0	0	0	0	0	0	0
Nashville	1	0	0	0	0	3	0	1	1	2	4	0	1	1	2
New Jersey	0	0	0	0	0	0	0	0	0	0	0	0	0	0	0
NY Islanders	0	0	0	0	0	0	0	0	0	0	0	0	0	0	0
NY Rangers	0	0	0	0	0	0	0	0	0	0	0	0	0	0	0
Ottawa	0	0	0	0	0	0	0	0	0	0	0	0	0	0	0
Philadelphia	0	0	0	0	0	0	0	0	0	0	0	0	0	0	0
Phoenix	1	0	1	1	0	3	0	1	1	2	4	0	2	2	2
Pittsburgh	0	0	0	0	0	0	0	0	0	0	0	0	0	0	0
San Jose	0	0	0	0	0	3	0	0	0	0	3	0	0	0	0
St. Louis	0	0	0	0	0	0	0	0	0	0	0	0	0	0	0
Tampa Bay	1	1	0	1	0	0	0	0	0	0	1	1	0	1	0
Toronto	0	0	0	0	0	0	0	0	0	0	0	0	0	0	0
Vancouver	0	0	0	0	0	3	1	0	1	0	3	1	0	1	0
Washington	0	0	0	0	0	0	0	0	0	0	0	0	0	0	0
Winnipeg	0	0	0	0	0	0	0	0	0	0	0	0	0	0	0
<b>NHL Totals</b>	<b>7</b>	<b>2</b>	<b>1</b>	<b>3</b>	<b>0</b>	<b>45</b>	<b>7</b>	<b>6</b>	<b>13</b>	<b>4</b>	<b>52</b>	<b>9</b>	<b>7</b>	<b>16</b>	<b>4</b>

**CAREER RECORD**

Season	Club	League	REGULAR SEASON					PLAYOFFS				
			GP	G	A	PTS	PIM	GP	G	A	PTS	PIM
2008-09	Notre Dame	SJHL	46	34	42	76	15	--	--	--	--	--
2009-10	Tri-City	USHL	60	33	50	83	18	3	3	0	3	0
2010-11	Colorado College	WCHA	30	17	30	47	22	--	--	--	--	--
2011-12	Canada	WJC	2	1	2	3	0	--	--	--	--	--
	St. Louis	NHL	7	2	1	3	0	--	--	--	--	--
	Colorado College	WCHA	30	15	26	41	18	--	--	--	--	--
	Canada	WJC	6	2	3	5	4	--	--	--	--	--
2012-13	St. Louis	NHL	45	7	6	13	4	6	0	1	1	2
<b>NHL TOTALS</b>			<b>52</b>	<b>9</b>	<b>7</b>	<b>16</b>	<b>4</b>	<b>6</b>	<b>0</b>	<b>1</b>	<b>1</b>	<b>2</b>
<b>ST. LOUIS TOTALS</b>			<b>52</b>	<b>9</b>	<b>7</b>	<b>16</b>	<b>4</b>	<b>6</b>	<b>0</b>	<b>1</b>	<b>1</b>	<b>2</b>





22

KEVIN SHATTENKIRK  
DEFENSEMAN

**2012-13:** Ranked 2nd among Blues defensemen with 23 points, tied for 1st with five goals and tied for 9th among all Blues with nine power play points... Ranked 9th on the club with a +2 rating, tied for 5th with two power play goals, tied for 6th with 84 shots and ranked 2nd with seven power play assists... Recorded two three-game point streaks, most recently from Feb. 7 to Feb. 11 (0-4-1)... Recorded five multi-point games overall... Fired a season high six shots on Apr. 21 at Colorado... One of seven Blues to appear in all 48 games this season... Served his 100th career NHL penalty minutes on Jan. 21 at Nashville... Logged his 100th career NHL point on Feb. 15 at Calgary. **Playoffs:** Appeared in six games tying for fourth on the team with two points (2a)... Served a postseason career high four penalty minutes in Game One on Apr. 30 vs. Los Angeles

**CAREER: 2011-12:** Set a career high in games played (81)... ranked 4th among all Blues' skaters in points (43 – tied career high), 3rd in assists (34 – tied career high), 5th in shots (178 – career high), 6th in penalty minutes (60 – career high) and tied for 2nd in plus/minus (+20 – career high) and 4th in power play goals (5)... ranked 2nd among Blues defensemen in goals (9 – tied career high)... Recorded nine multi-point games including a career high three assists on Mar. 25 at Phoenix... Tied a career high with three points twice, on Feb. 29 at Edmonton and Mar. 25 at Phoenix... Set a career high with six penalty minutes on Mar. 11 at Columbus... Set a career high with eight shots on Feb. 4 at Nashville... Along with Alex Pietrangolo, became the fourth set of defensemen in club history to each record 40 or more points in the same season... Played in his 100th career game on Dec. 10 vs. San Jose... Played in his 100th game as a Blue on Mar. 22 at Los Angeles. **Playoffs:** Recorded two points (1g, 1a) in nine games including his playoff debut on Apr. 12 vs. San Jose. **2010-11:** Made his NHL debut with Colorado on Nov. 4 vs. Vancouver... Registered his first career point (assist) on Nov. 12 at Columbus and scored his first goal on Nov. 17 vs. San Jose... Recorded a nine-game point streak from Nov. 17-Dec. 4, the second time in NHL history a rookie defenseman has compiled a point streak of nine-or-more games... Participated in 2011 SuperSkills Competition during All-Star Weekend... Was acquired by the Blues along with Chris Stewart on Feb. 19... Recorded an assist in his Blues debut on Feb. 19 vs. Anaheim... Scored his first goal as a Blue on March 22 at Phoenix... Led all NHL rookies with 34 assists and led all rookie defensemen with 43 points (9g, 34a)... Tied for first on the Blues among defensemen in points and led the entire club in assists... In his 26 games with St. Louis, he posted a +7 rating.

**COLLEGE CAREER: 2009-10:** Served as Boston University's lone captain as a junior, becoming the first junior to serve as lone captain of the Terriers since Bob Smith in 1961-62... The last junior to wear the "C" at BU was Jack O'Callahan as a co-captain of the 1977-78 NCAA champion squad... Finished second among team defensemen in scoring with 29 points (7g, 22a) while appearing in all 38 games... Led the Terrier defense in assists, second best on the team... Tied for first in the conference with four short-handed points (1g, 3a)... Finished sixth among Hockey East defensemen in scoring... Signed an entry-level

**HEIGHT:** 6-0 **WEIGHT:** 208  
**SHOOTS:** Right  
**BORN:** 1-29-89  
**BIRTHPLACE:** New Rochelle, New York

contract with the Avalanche on April 3 and reported to Lake Erie (AHL)... Recorded two assists in three games with the Monsters. **2008-09:** Helped Boston University earn its fifth national championship by recording 28 points (7g, 21a) in 43 games during his sophomore season... Ranked fourth among Hockey East defensemen in scoring... Earned a spot on the AHCA All-American East Second Team and was named a Hockey East Second Team All-Star... Assisted on Colby Cohen's overtime winner in the NCAA title game on April 11 vs. Miami (Ohio). **2007-08:** Named to the Hockey East All-Rookie Team as a freshman at Boston University... Finished second among BU defensemen with 21 points (4g/17a)... Was one of only three Terriers to appear in all 40 games... Tied for fourth nationally among freshmen defensemen in scoring. **JUNIOR CAREER: 2006-07:** Captained the U.S. National Under-18 Team in 2006-07, recording 40 points (13g, 27a) in 57 games. **2005-06:** Recorded 33 points (13g, 20a) in 53 games with the U.S. National Under-17 Team.

**INTERNATIONAL CAREER: 2009-10:** Appeared in his first World Championship with the United States, recording three points (1g, 2a)... **2008-09:** Represented the United States at the 2009 IIHF World Junior Championship in Ottawa... Led all tournament defensemen in assists (8) and tied for first in points (9) as Team USA earned a fifth-place finish... Named one of USA's three best players of the tournament... **2006-07:** Helped Team USA win the silver medal at the 2007 IIHF World Under-18 Championship and was named the tournament's "Best Defenseman"... Finished tied for second among all defensemen in scoring with five points (1g, 4a) in seven games at the event... **2005-06:** Helped Team USA to a second-place finish at the 2006 World Under-17 Hockey Challenge, where he notched seven points (4g, 3a) in seven games.

**TRANSACTIONS:** Feb. 19, 2011 – Acquired from Colorado along with Chris Stewart and a conditional second round draft choice in 2011 (Ty Rattie) in exchange for Erik Johnson, Jay McClement and a conditional first round draft choice in 2011 (Duncan Siemens)... June 22, 2007 – Colorado's first round selection, 14th overall, in the 2007 NHL Entry Draft.

**CAREER HIGHLIGHTS:**

**MOST GOALS, GAME:** 1, 23 Times – Last, Apr. 21, 2013 at Colorado  
**MOST ASSISTS, GAME:** 3 – Mar. 25, 2012 at Phoenix  
**MOST POINTS, GAME:** 3, Twice – Last, Mar. 25, 2012 at Phoenix  
**MOST PIM, GAME:** 6 – Mar. 11, 2012 at Columbus  
**MOST SHOTS, GAME:** 8 – Feb. 4, 2012 at Nashville  
**CAREER PENALTY SHOTS:** None  
**FIRST NHL GAME:** Nov. 4, 2010 vs. Vancouver  
**FIRST NHL GOAL:** Nov. 17, 2010 vs. San Jose  
**FIRST GAME AS A BLUE:** Feb. 19, 2011 vs. Anaheim  
**FIRST GOAL AS A BLUE:** March 22, 2011 at Phoenix

**LONGEST PERSONAL STREAKS:**

Goals: 2 (3X) 1/22/2011-1/24/2011 (2G)  
Assists: 5 (1X) 3/24/2011-4/1/2011 (7A)  
Points: 9 (1X) 11/17/2010-12/4/2010 (4G, 9A)  
Games Played: 102 12/10/2011-4/27/2013

	PRIOR SEASONS					2012-2013 REGULAR SEASON					CAREER				
	GP	G	A	P	PIM	GP	G	A	P	PIM	GP	G	A	P	PIM
Anaheim	6	0	3	3	2	3	0	2	2	0	9	0	5	5	2
Boston	2	1	2	3	0	0	0	0	0	0	2	1	2	3	0
Buffalo	2	0	0	0	2	0	0	0	0	0	2	0	0	0	2
Calgary	10	1	5	6	6	3	0	1	1	0	13	1	6	7	6
Carolina	3	0	1	1	4	0	0	0	0	0	3	0	1	1	4
Chicago	11	0	5	5	4	5	0	1	1	4	16	0	6	6	8
Colorado	6	3	3	6	4	3	1	0	1	0	9	4	3	7	4
Columbus	11	1	6	7	10	4	1	1	2	6	15	2	7	9	16
Dallas	6	0	5	5	4	3	0	2	2	0	9	0	7	7	4
Detroit	10	0	6	6	6	5	1	3	4	4	15	1	9	10	10
Edmonton	8	2	3	5	4	3	1	0	1	0	11	3	3	6	4
Florida	2	0	0	0	6	0	0	0	0	0	2	0	0	0	6
Los Angeles	6	0	0	0	2	3	0	2	2	0	9	0	2	2	2
Minnesota	11	1	7	8	10	3	1	2	3	2	14	2	9	11	12
Montreal	3	0	0	0	2	0	0	0	0	0	3	0	0	0	2
Nashville	9	0	2	2	2	4	0	2	2	4	13	0	4	4	6
New Jersey	1	0	0	0	0	0	0	0	0	0	1	0	0	0	0
NY Islanders	3	1	1	2	6	0	0	0	0	0	3	1	1	2	6
NY Rangers	2	1	0	1	0	0	0	0	0	0	2	1	0	1	0
Ottawa	2	0	2	2	0	0	0	0	0	0	2	0	2	2	0
Philadelphia	1	0	0	0	2	0	0	0	0	0	1	0	0	0	2
Phoenix	8	1	4	5	6	3	0	0	0	0	11	1	4	5	6
Pittsburgh	3	0	0	0	0	0	0	0	0	0	3	0	0	0	0
San Jose	6	3	2	5	2	3	0	2	2	0	9	3	4	7	2
St. Louis	2	1	0	1	0	0	0	0	0	0	2	1	0	1	0
Tampa Bay	3	1	2	3	4	0	0	0	0	0	3	1	2	3	4
Toronto	1	0	1	1	0	0	0	0	0	0	1	0	1	1	0
Vancouver	9	0	6	6	4	3	0	0	0	0	12	0	6	6	4
Washington	3	1	1	2	2	0	0	0	0	0	3	1	1	2	2
Winnipeg	3	0	1	1	2	0	0	0	0	0	3	0	1	1	2
<b>NHL Totals</b>	<b>153</b>	<b>18</b>	<b>68</b>	<b>86</b>	<b>96</b>	<b>48</b>	<b>5</b>	<b>18</b>	<b>23</b>	<b>20</b>	<b>201</b>	<b>23</b>	<b>86</b>	<b>109</b>	<b>116</b>

**CAREER RECORD**

Season	Club	League	REGULAR SEASON					PLAYOFFS				
			GP	G	A	PTS	PIM	GP	G	A	PTS	PIM
2005-06	USNTDP	U-17	13	4	4	8	4	--	--	--	--	--
	USNTDP	NAHL	28	6	9	15	17	12	3	7	10	10
2006-07	USNTDP	U-18	43	8	19	27	36	--	--	--	--	--
	USNTDP	NAHL	14	5	8	13	26	--	--	--	--	--
2007-08	Boston U.	H-East	40	4	17	21	38	--	--	--	--	--
2008-09	Boston U.	H-East	43	7	21	28	40	--	--	--	--	--
	United States	WJC	6	1	8	9	4	--	--	--	--	--
2009-10	Boston U.	H-East	38	7	22	29	38	--	--	--	--	--
	Lake Erie	AHL	3	0	2	2	0	--	--	--	--	--
2010-11	Colorado	NHL	46	7	19	26	20	--	--	--	--	--
	Lake Erie	AHL	10	0	0	0	10	--	--	--	--	--
	St. Louis	NHL	26	2	15	17	16	--	--	--	--	--
	United States	WC	7	1	2	3	6	--	--	--	--	--
2011-12	St. Louis	NHL	81	9	34	43	60	9	1	1	2	6
2012-13	St. Louis	NHL	48	5	18	23	20	6	0	2	2	6
<b>NHL TOTALS</b>			<b>201</b>	<b>23</b>	<b>86</b>	<b>109</b>	<b>116</b>	<b>15</b>	<b>1</b>	<b>3</b>	<b>4</b>	<b>12</b>
<b>ST. LOUIS TOTALS</b>			<b>155</b>	<b>16</b>	<b>68</b>	<b>84</b>	<b>96</b>	<b>15</b>	<b>1</b>	<b>3</b>	<b>4</b>	<b>12</b>



# 17

## VLADIMIR SOBOTKA

### LEFT WING

**HEIGHT:** 5-11 **WEIGHT:** 200  
**SHOOTS:** Left  
**BORN:** 7-2-87  
**BIRTHPLACE:** Trebic, Czech Republic

**2012-13:** Tied for 4th on the club with a career high eight goals while tying for 4th with two game-winning goals...Recorded his first career hat trick on Mar. 9 at San Jose...Tied a career best with a four-game point streak from Jan. 24 to Jan. 31 (1-3-4)... Ranked 7th on the club with 35 penalty minutes while leading Blues forwards in shorthanded ice time (96:36)...Tied a career high with five shots on Mar. 26 vs. Edmonton...Ranked 2nd on the club with a 56.5% faceoff win percentage...Appeared in his 200th career NHL game on Apr. 1 at Minnesota. **Playoffs:** Appeared in six games tying for the club lead with three points and leading the team with a +4 rating...Posted a postseason single-game career high two points (2A) in Game Four on May 6 at Los Angeles...Three points were a single-season postseason career high.

**CAREER: 2011-12:** Ranked 12th on the Blues in points (20), tied for 10th in assists (15) and tied for 9th in plus/minus (+12 – career high)...set a new career high in games played (73) and shots (117)...Set a career high with five shots three times, on Dec. 2 at Columbus, Jan. 24 vs. Pittsburgh and Mar. 6 vs. Chicago...Played in his 200th career game on Oct. 8 vs. Nashville... Played in his 100th game as a Blue on Jan. 14 vs. Minnesota... Served his 100th penalty minute as a Blue on Feb. 19 at Chicago. **Playoffs:** Appeared in nine games recording two points (1g, 1a) and leading the club in face-off win percentage (60%).

**2010-11:** Set career highs in games played (65), points (29), goals (7), assists (22), penalty minutes (69) and shots on goal (75)...Ranked fifth on the team in penalty minutes, third in face-off win percentage (51.6%) and shorthanded time on ice per game (2:01) and second in hits (137)...Posted six multi-point outings including single-game career high three points on Nov. 30 at Chicago (3a) as well as Dec. 16 vs. Los Angeles (1g, 2a) and Mar. 30 at Detroit (1g, 2a)...Served a single-game career high 15 penalty minutes on Nov. 15 at Colorado...Matched a single-game career best with four shots on goal on Mar. 30 at Detroit...Recorded three multi-game point streaks including a career high four game stretch from Dec. 21 to Dec. 28 (2g, 3a) and a three-game assist streak from Dec. 21 to Dec. 26 (3a)... Served his 100th NHL penalty minute on Jan. 12 at Anaheim.

**2009-10:** Set career highs in games played (61), goals (4), points (10), penalty minutes (30) and shots (67) while tying a career best with six assists... Ranked fourth on Boston with a 54.3 face-off win percentage and fourth with 136 hits... Recorded a career best two-game points streak from Dec. 12-14 (1-1-2)... Played in his 100th career NHL game Dec. 23 vs. Atlanta... **Playoffs:** Recorded two points (2A) and 15 penalty minutes in 13 games with Boston. **2008-09:** Split the season between Boston and their AHL affiliate Providence where he had 20 goals and 24 assists for 44 points and 83 penalty minutes in 44 AHL games... Finished third on Providence in playoff scoring, adding two goals and 11 assists for 13 points and 43 PIM in 14 AHL post-season games... Recalled on six occasions to Boston and totaled five points including a goal and four assists in 25 games... Scored his lone Boston goal of the season Dec. 21 in St. Louis... Had points in consecutive games, Dec. 20-21 (1-1-2)... **2007-08:**

Split his first pro season between Boston and Providence/AHL, registering 10 goals and 10 assists for 20 points 37 PIM in 18 games with Providence... Recalled twice to Boston collecting seven points on a goal and six assists in his two stints... Had one multiple-point game, a two-assist effort Apr. 4 at Ottawa... Played his first NHL game Nov. 24 at NY Islanders, recorded his first NHL point with an assist Dec. 12 at Atlanta and scored his first NHL goal (game-winner) Feb. 13 at Pittsburgh... **Playoffs:** Added two goals in six playoff games, playing his first NHL playoff game Apr. 12 at Montreal and scoring his first playoff point with a goal Apr. 17 in Montreal.

**JUNIOR CAREER: 2004-07:** Played four seasons for both the Slavia and Slavia junior teams in his native Czech Republic... Had 28 goals and 31 assists for 59 points and 151 PIM in 53 career junior games... Totaled eight goals and 16 assists for 25 points and 74 penalty minutes in 85 career Slavia games

**INTERNATIONAL CAREER: 2006-07:** Played for the Czech Republic team at the 2006 and 2007 World Junior Championships tallying four points on two goals and two assists to go along with 33 penalty minutes in six games in 2006 while notching eight points including four goals and four assists with 12 penalty minutes in six outings in 2007... Was named the Czech Republic's Second Star at the end of the tournament by a panel of coaches in 2007.

**TRANSACTIONS:** June 26, 2010 - Acquired by St. Louis in exchange for David Warsofsky... July 30, 2005 - Boston's fourth round selection, 106th overall in the 2005 NHL Entry Draft.

#### CAREER HIGHLIGHTS:

**MOST GOALS, GAME:** 3 – Mar. 9, 2013 at San Jose  
**MOST ASSISTS, GAME:** 3 – Nov. 30, 2010 at Chicago  
**MOST POINTS, GAME:** 3, Four Times – Last, Mar. 9, 2013 at San Jose  
**MOST PIM, GAME:** 15 – Nov. 15, 2011 at Colorado  
**MOST SHOTS, GAME:** 5, Four Times – Last, Mar. 26, 2013 vs. Edmonton  
**CAREER HAT-TRICKS:** 1 – Mar. 9, 2013 at San Jose  
**CAREER PENALTY SHOTS:** None  
**FIRST NHL GAME:** Nov. 24, 2007 at NY Islanders  
**FIRST NHL GOAL:** Feb. 13, 2008 at Pittsburgh  
**FIRST GAME AS A BLUE:** Oct. 18, 2010 at Chicago  
**FIRST GOAL AS A BLUE:** Nov. 6, 2010 at Boston

#### LONGEST PERSONAL STREAKS:


Goals: 3 (1X) 3/5/2013-3/9/2013 (5G)  
 Assists: 3 (2X) 10/30/2011-11/5/2011 (3A)  
 Points: 4 (3X) 1/24/2013-1/31/2013 (1G, 3A)  
 Games Played: 94 12/30/2011-4/27/2013

#### VS NHL

	PRIOR SEASONS					2012-2013 REGULAR SEASON					CAREER				
	GP	G	A	P	PIM	GP	G	A	P	PIM	GP	G	A	P	PIM
Anaheim	7	0	2	2	9	3	0	1	1	0	10	0	3	3	9
Boston	2	1	0	1	0	0	0	0	0	0	2	1	0	1	0
Buffalo	14	1	1	2	6	0	0	0	0	0	14	1	1	2	6
Calgary	8	0	0	0	2	3	1	0	1	4	11	1	0	1	6
Carolina	12	0	2	2	6	0	0	0	0	0	12	0	2	2	6
Chicago	14	3	4	7	10	5	0	0	0	2	19	3	4	7	12
Colorado	7	0	2	2	29	3	0	1	1	0	10	0	3	3	29
Columbus	10	1	4	5	5	4	0	2	2	0	14	1	6	7	5
Dallas	6	0	0	0	4	3	0	1	1	6	9	0	1	1	10
Detroit	12	1	4	5	8	5	0	0	0	4	17	1	4	5	12
Edmonton	8	1	2	3	0	3	1	1	2	2	11	2	3	5	2
Florida	10	0	2	2	6	0	0	0	0	0	10	0	2	2	6
Los Angeles	8	2	2	4	8	3	1	1	2	5	11	3	3	6	13
Minnesota	7	1	1	2	4	3	1	0	1	2	10	2	1	3	6
Montreal	7	1	2	3	2	0	0	0	0	0	7	1	2	3	2
Nashville	13	1	3	4	2	4	0	2	2	2	17	1	5	6	4
New Jersey	11	0	1	1	2	0	0	0	0	0	11	0	1	1	2
NY Islanders	8	0	4	4	4	0	0	0	0	0	8	0	4	4	4
NY Rangers	8	0	1	1	4	0	0	0	0	0	8	0	1	1	4
Ottawa	16	0	5	5	14	0	0	0	0	0	16	0	5	5	14
Philadelphia	8	1	0	1	2	0	0	0	0	0	8	1	0	1	2
Phoenix	6	0	2	2	14	3	1	0	1	4	9	1	2	3	18
Pittsburgh	13	1	1	2	10	0	0	0	0	0	13	1	1	2	10
San Jose	8	0	2	2	4	3	3	1	4	0	11	3	3	6	4
St. Louis	3	1	0	1	0	0	0	0	0	0	3	1	0	1	0
Tampa Bay	8	0	0	0	12	0	0	0	0	0	8	0	0	0	12
Toronto	15	0	2	2	4	0	0	0	0	0	15	0	2	2	4
Vancouver	8	0	2	2	0	3	0	1	1	4	11	0	3	3	4
Washington	4	0	0	0	0	0	0	0	0	0	4	0	0	0	0
Winnipeg	11	2	2	4	4	0	0	0	0	0	11	2	2	4	4
<b>NHL Totals</b>	<b>272</b>	<b>18</b>	<b>53</b>	<b>71</b>	<b>175</b>	<b>48</b>	<b>8</b>	<b>11</b>	<b>19</b>	<b>35</b>	<b>320</b>	<b>26</b>	<b>64</b>	<b>90</b>	<b>210</b>

#### CAREER RECORD

Season	Club	League	REGULAR SEASON					PLAYOFFS				
			GP	G	A	PTS	PIM	GP	G	A	PTS	PIM
2003-04	Slavia Praha HC	Czech	1	0	0	0	0	--	--	--	--	--
2004-05	Slavia Praha HC	Czech	18	0	1	1	8	--	--	--	--	--
2005-06	Slavia Praha HC	Czech	33	1	9	10	28	11	2	3	5	10
2006-07	Slavia Praha HC	Czech	33	7	6	13	38	--	--	--	--	--
<b>2007-08</b>	<b>Boston</b>	<b>NHL</b>	<b>48</b>	<b>1</b>	<b>6</b>	<b>7</b>	<b>24</b>	<b>6</b>	<b>2</b>	<b>0</b>	<b>2</b>	<b>0</b>
	Providence	AHL	18	10	10	20	37	6	0	4	4	0
<b>2008-09</b>	<b>Boston</b>	<b>NHL</b>	<b>25</b>	<b>1</b>	<b>4</b>	<b>5</b>	<b>10</b>	--	--	--	--	--
	Providence	AHL	44	20	24	44	83	14	2	11	13	43
<b>2009-10</b>	<b>Boston</b>	<b>NHL</b>	<b>61</b>	<b>4</b>	<b>6</b>	<b>10</b>	<b>30</b>	<b>13</b>	<b>0</b>	<b>2</b>	<b>2</b>	<b>15</b>
	Providence	AHL	6	4	6	10	4	--	--	--	--	--
<b>2010-11</b>	<b>St. Louis</b>	<b>NHL</b>	<b>65</b>	<b>7</b>	<b>22</b>	<b>29</b>	<b>69</b>	--	--	--	--	--
<b>2011-12</b>	<b>St. Louis</b>	<b>NHL</b>	<b>73</b>	<b>5</b>	<b>15</b>	<b>20</b>	<b>42</b>	<b>9</b>	<b>1</b>	<b>1</b>	<b>2</b>	<b>15</b>
<b>2012-13</b>	<b>St. Louis</b>	<b>NHL</b>	<b>48</b>	<b>8</b>	<b>11</b>	<b>19</b>	<b>35</b>	<b>6</b>	<b>0</b>	<b>3</b>	<b>3</b>	<b>0</b>
<b>NHL TOTALS</b>			<b>320</b>	<b>26</b>	<b>64</b>	<b>90</b>	<b>210</b>	<b>34</b>	<b>3</b>	<b>6</b>	<b>9</b>	<b>30</b>
<b>ST. LOUIS TOTALS</b>			<b>185</b>	<b>20</b>	<b>48</b>	<b>68</b>	<b>146</b>	<b>15</b>	<b>1</b>	<b>4</b>	<b>5</b>	<b>15</b>



## 20 ALEXANDER STEEN LEFT WING

**HEIGHT:** 6-0 **WEIGHT:** 212  
**SHOOTS:** Left  
**BORN:** 3-1-84  
**BIRTHPLACE:** Winnipeg, Manitoba

**2012-13:** Ranked 3rd on the club with 27 points, tied for 2nd with 19 assists and tied for 4th with 8 goals... Tied for 3rd on the club with a +5 rating while tying for the lead with 3 game-winning goals and tied for 3rd with 3 power play goals... Tied for a team high with a five-game points streak from Feb. 7 to Feb. 15 (4-5-9) which included a team high tying four-game goal streak... Fired 5+ shots in 11 games including a season high 7 shots twice... most recently on Mar. 26 vs. Edmonton... Tied for 22nd overall with a 3.2 shots per game average... Finished 5th in the league with an 80% (4 for 5) shootout conversion rate... Appeared in his 500th career NHL game, Jan. 22 at Chicago... Recorded his 100th assist as a Blue, Mar. 23 at Edmonton... Posted his 300th career NHL point, April 5 vs. Columbus.

**Playoffs:** Appeared in all six games leading the club with a playoff career high three goals in all six games leading the club in Game 1 vs. Los Angeles... Tied for the club lead with three points, tied for second with a +2 rating and was one of two players with a power play goal, short-handed goal, game-winning goal and overtime goal in the 2013 Playoffs (Kyle Turris).

**CAREER:** **2011-12:** Led the Blues and tied for 12th in the NHL in plus/minus (+24 - career high)... ranked 9th on the Blues in points (28), tied for 6th in goals (15) and power play goals (3) and tied for 4th in game-winning goals (3)... Tied a career high with four penalty minutes three times, most recently on Apr. 4 vs. Detroit... Served his 200th career penalty minute on Nov. 27 at Columbus... Served his 100th penalty minute as a Blue on Dec. 10 vs. San Jose... Missed 39 games due to a concussion. **Playoffs:** Appeared in nine games recording three points (1g, 2a) including his first career playoff goal on Apr. 16 at San Jose. **2010-11:** Tied for second on the club in assists (31), tied for fourth in goals (20), ranked third in points (51), tied for first in game-winning goals (5) and ranked first in shots (218)... His totals for points, assists and shots were new career highs... Strung together three different point streaks of four games or more including a career best seven game point streak (1g, 7a) from Jan. 10 to Jan. 22... Tied a career long four game assist streak (5a) from Jan. 15 to Jan. 22... Fired a single game career high nine shots on goal on Oct. 11 vs. Anaheim... Recorded 11 multi-point outings as well as two three point games... Played his 400th career game on Nov. 19 vs. Ottawa, his 200th game as a Blue on Apr. 6 at Chicago, recorded his 200th career point on Oct. 14 at Nashville, his 100th point as a Blue on Jan. 10 vs. Phoenix and scored his 100th career goal on Apr. 9 vs. Nashville. **2009-10:** Set career highs in goals (24) and points (47)... Tied for first on the team with 24 goals, ranked first with seven power play goals, tied for first with four game-winning goals, tied for fourth with 47 points and ranked fourth with 189 shots on goal... Tied a Blues record for the fastest goal from the start of a game at eight seconds on March 16 vs. Colorado (Greg Paslawski scored at eight seconds from the start of a game on Oct. 29, 1985 at Washington)... Played in his 100th game as a Blue on Jan. 27 at Vancouver... Tied a career-high three assists on Dec. 21 at Edmonton... Set a career-high three game goal scoring streak from Dec. 27-Dec. 31, registering four goals over the span... **2008-09:** Played in his 300th career NHL game on March 14 vs. Detroit... Registered a four-game assist streak from Dec. 13-20, tying a career high... Tallied one goal and one assist on Dec. 8 vs. Nashville, recording his first points as a Blue since being acquired from Toronto on Nov. 24... Made his Blues debut on Nov. 26 at Colorado... Played in his 300th NHL game on March 17 at Edmonton... Skated in 20 games with Toronto, notching 4 points (2g, 2a) along with six penalty minutes. **Playoffs:** Made his postseason debut on April 15 at Vancouver. **2007-08:** Played 76 games for Toronto collecting 42 points (15 goals, 27 assists) with 32 penalty minutes... Registered 11 multi-point games... Collected three points (one goal, two assists) October 25 at Pittsburgh... Played 200th career NHL game January 9 at Anaheim... Missed one game due to illness January 15 vs. Carolina... Collected 100th career NHL point (goal) and scored in the shootout January 17 at Boston... Sustained a shoulder separation January 24 at Washington... Returned to lineup February 9

after missing five games with shoulder injury... Collected two points (GWG, assist) February 23 vs. Atlanta... Scored goals in back-to-back games February 29 at Tampa Bay & March 1 at Washington... Collected a career-high three assists March 6 at Boston... Registered a season-high five-game point-streak (one goal, six assists) March 12-22... Scored one shootout goal on three shootout attempts. **2006-07:** Ranked first in NHL road plus/minus (+23)... Ranked first (tie) on team in games played (82)... Ranked second (tie) on team with five game-winning goals... Registered a career-high in games played, game-winning goals and shots (192)... Collected a career-high three goals, five points and a (+4) rating January 4 at Boston... Registered a season-high (tie) four-game point-streak (five goals, four assists) January 4-11... Collected three assists for East YoungStars at NHL YoungStars Game January 23 at Dallas... Scored fifth game-winning goal of season February 6 at St. Louis... Registered a season-high (tie) four-game point-streak (four assists) February 10-17... Played nine games for Sweden at IIHF World Championships collecting four points (two goals, two assists). **2005-06:** Ranked ninth (tie) among NHL rookies and sixth (tie) in team scoring (45)... Ranked 13th (tie) in goals (18) among NHL rookies... Ranked fourth among team forwards in average ice time (17:37)... Ranked fifth on the team in powerplay goals (9)... Made his NHL debut October 5 vs. Ottawa... Scored his first career NHL goal October 8 vs. Montreal... Registered a career-high six-game point-streak (three goals, four assists) October 8-20... Registered a season-high in points (3) and goals (2) November 3 at Carolina... Returned after missing seven games due to a dislocated thumb January 2 vs. Pittsburgh.

**EUROPEAN CAREER:** **2004-05:** Finished fifth on Modo of the Swedish Elite League in goals (nine-tie) and sixth in points (17-tie). **2003-04:** Finished fifth on Frolunda of the Swedish Elite League in goals (10-tie), fifth in assists (14-tie) and sixth in points (24)... Finished second on the team during the playoffs in points (10), third in goals (4-tie), third in assists (6) and fourth in penalty minutes (14). **2002-03:** Played 45 games for Frolunda of the Swedish Elite League collecting 15 points (five goals, 10 assists) with 18 penalty minutes... Played two games for Frolunda of the Swedish Junior League collecting two assists... Played 16 Swedish Elite League playoff games collecting five points (two goals, three assists) with four penalty minutes. **2001-02:** Played 26 games for Frolunda of the Swedish Elite League collecting three assists with 14 penalty minutes... Played 23 games for Frolunda of the Swedish Junior League collecting 38 points (21 goals, 17 assists) with 47 penalty minutes... Played 10 Swedish Elite League playoff games collecting three points (one goal, two assists)... Finished sixth on the team during the playoffs in assists (tie)... Played two Swedish Junior League playoff games collecting two points (one goal, one assist) with two penalty minutes. **2000-01:** Played 23 games for Frolunda of the Swedish Junior League collecting 23 points (11 goals, 12 assists) with 15 penalty minutes... Played six games for Frolunda 18 of the Swedish Junior League collecting six points (three goals, three assists) with nine penalty minutes... Played three Swedish Junior League playoff games collecting one goal with two penalty minutes. **1999-2000:** Played eight games for Goteburg of the Swedish Junior League collecting 12 points (five goals, seven assists)... Played 14 games for Frolunda 18 of Swedish Junior League collecting eight points (three goals, five assists) with 16 penalty minutes.

**INTERNATIONAL CAREER:** **2006-07:** Played in nine games for Sweden at the 2007 World Championships... **2003-04:** Represented Sweden at the 2004 World Junior Championships... **2002-03:** Played six games for Sweden at the 2003 World Championships collecting six points (four goals, two assists) with six penalty minutes.

**TRANSACTIONS:** Nov. 24, 2008 - Acquired from Toronto along with Carlo Colaiacovo in exchange for Lee Stempniak... June 22, 2002 - Toronto's first choice, 24th overall in 2002 Entry Draft.

### CAREER HIGHLIGHTS:

**MOST GOALS, GAME:** 3 - Jan. 4, 2007 at Boston  
**MOST ASSISTS, GAME:** 3, Twice - Last, Dec. 21, 2009 at Edmonton  
**MOST POINTS, GAME:** 5 - Jan. 4, 2007 at Boston  
**MOST PIM, GAME:** 4, 11 Times - Last, Apr. 14, 2013 vs. Chicago  
**MOST SHOTS, GAME:** 9, October 11, 2010 vs. Anaheim  
**CAREER PENALTY SHOTS:** None  
**FIRST NHL GAME:** Oct. 5, 2005 vs. Ottawa  
**FIRST NHL GOAL:** Oct. 8, 2005 vs. Montreal  
**FIRST GAME AS A BLUE:** Nov. 26, 2008 at Colorado  
**FIRST GOAL AS A BLUE:** Dec. 8, 2008 vs. Nashville

### LONGEST PERSONAL STREAKS:

**Goals:** 4 (1X) 2/9/2013-2/15/2013 (4G)  
**Assists:** 4 (3X) 1/15/2011-1/22/2011 (5A)  
**Points:** 7 (1X) 1/10/2011-1/22/2011 (1G, 7A)  
**Games Played:** 170 1/2/2006-1/12/2008


### VS NHL

	PRIOR SEASONS				2012-2013 REGULAR SEASON					CAREER					
	GP	G	A	P	PIM	GP	G	A	P	PIM	GP	G	A	P	PIM
Anaheim	13	3	4	7	0	2	1	2	3	0	15	4	6	10	0
Boston	29	5	11	16	16	0	0	0	0	0	29	5	11	16	16
Buffalo	25	10	10	20	10	0	0	0	0	0	25	10	10	20	10
Calgary	17	4	3	7	14	3	2	2	4	2	20	6	5	11	16
Carolina	15	5	6	11	4	0	0	0	0	0	15	5	6	11	4
Chicago	22	4	3	7	8	4	0	2	2	4	26	4	5	9	12
Colorado	16	4	6	10	8	3	0	0	0	0	19	4	6	10	8
Columbus	23	9	11	20	8	4	0	3	3	2	27	9	14	23	10
Dallas	15	3	3	6	12	2	0	1	1	0	17	3	4	7	12
Detroit	22	3	5	8	18	5	1	4	5	0	27	4	9	13	18
Edmonton	14	2	8	10	4	2	1	1	2	0	16	3	9	12	4
Florida	14	0	1	1	4	0	0	0	0	0	14	0	1	1	4
Los Angeles	13	4	1	5	4	2	1	0	1	0	15	5	1	6	4
Minnesota	12	1	3	4	10	3	0	1	1	0	15	1	4	5	10
Montreal	26	4	7	11	4	0	0	0	0	0	26	4	7	11	4
Nashville	20	5	8	13	4	4	1	1	2	2	24	6	9	15	6
New Jersey	14	4	2	6	4	0	0	0	0	0	14	4	2	6	4
NY Islanders	14	3	9	12	4	0	0	0	0	0	14	3	9	12	4
NY Rangers	20	5	4	9	10	0	0	0	0	0	20	5	4	9	10
Ottawa	27	4	5	9	10	0	0	0	0	0	27	4	5	9	10
Philadelphia	15	3	9	12	12	0	0	0	0	0	15	3	9	12	12
Phoenix	14	2	7	9	0	2	1	2	3	2	16	3	9	12	2
Pittsburgh	14	1	10	11	6	0	0	0	0	0	14	1	10	11	6
San Jose	12	2	7	9	8	1	0	0	0	2	13	2	7	9	10
St. Louis	2	1	0	1	0	0	0	0	0	0	2	1	0	1	0
Tampa Bay	17	3	5	8	4	0	0	0	0	0	17	3	5	8	4
Toronto	3	2	0	2	0	0	0	0	0	0	3	2	0	2	0
Vancouver	16	9	2	11	10	3	0	0	0	0	19	9	2	11	10
Washington	17	4	5	9	10	0	0	0	0	0	17	4	5	9	10
Winnipeg	16	6	6	12	8	0	0	0	0	0	16	6	6	12	8
NHL Totals	497	115	161	276	214	40	8	19	27	14	537	123	180	303	228

### CAREER RECORD

Season	Club	League	REGULAR SEASON					PLAYOFFS				
			GP	G	A	PTS	PIM	GP	G	A	PTS	PIM
1999-2000	Goteburg	SWE JR.	8	5	7	12	0	--	--	--	--	--
	Frolunda 18	SWE JR.	14	3	5	8	16	--	--	--	--	--
2000-01	Frolunda	SWE JR.	23	11	12	23	15	3	1	0	1	2
	Frolunda 18	SWE JR.	6	3	3	6	9	--	--	--	--	--
2001-02	Frolunda	SWE	26	0	3	3	14	10	1	2	3	0
	Frolunda	SWE JR.	23	21	17	38	47	2	1	1	2	2
2002-03	Frolunda	SWE	45	5	10	15	18	--	--	--	--	--
	Frolunda	SWE JR.	2	0	2	2	0	--	--	--	--	--
	Sweden	WJC	6	4	2	6	6	--	--	--	--	--
2003-04	Frolunda	SWE	48	10	14	24	50	10	4	6	10	14
	Sweden	WJC	6	2	1	3	4	--	--	--	--	--
2004-05	Modo	SWE	50	9	8	17	26	6	1	0	1	4
2005-06	Toronto	NHL	75	18	27	45	42	--	--	--	--	--
2006-07	Toronto	NHL	82	15	20	35	26	--	--	--	--	--
	Sweden	WC	9	2	2	4	6	--	--	--	--	--
2007-08	Toronto	NHL	76	15	27	42	32	--	--	--	--	--
2008-09	Toronto	NHL	20	2	2	4	6	--	--	--	--	--
	St. Louis	NHL	61	6	18	24	24	4	0	1	1	0
2009-10	St. Louis	NHL	68	24	23	47	30	--	--	--	--	--
2010-11	St. Louis	NHL	72	20	31	51	26	--	--	--	--	--
2011-12	St. Louis	NHL	43	15	13	28	28	9	1	2	3	6
2012-13	St. Louis	NHL	40	8	19	27	14	6	3	0	3	6
<b>NHL TOTALS</b>			<b>537</b>	<b>123</b>	<b>180</b>	<b>303</b>	<b>228</b>	<b>19</b>	<b>4</b>	<b>3</b>	<b>7</b>	<b>12</b>
<b>ST. LOUIS TOTALS</b>			<b>284</b>	<b>73</b>	<b>104</b>	<b>177</b>	<b>122</b>	<b>19</b>	<b>4</b>	<b>3</b>	<b>7</b>	<b>12</b>





# 25

## CHRIS STEWART

### RIGHT WING

**HEIGHT:** 6-2 **WEIGHT:** 234  
**SHOOTS:** Right  
**BORN:** 10-30-87  
**BIRTHPLACE:** Toronto, Ontario

**2012-13:** Led the Blues with 36 points, 18 goals and 6 power play goals while tying for the club lead with 3 game-winning goals. ... Tied for 4th on the club with 18 assists and 3rd with 97 shots. ... Posted a season high four-game points streak from Feb. 13 to Feb. 19 (1-4-5). ... Tied a single-game career high with four points and set a career high with 3 assists on Mar. 7 at Phoenix. ... Recorded 16 points (8-8-16) in March marking the most productive month of his career. ... One of seven Blues to appear in all 48 games this season. ... Served his 300th career NHL PIM, Jan. 31 at Columbus. ... Appeared in his 300th career NHL game, Mar. 19 at Vancouver. ... Scored his 100th career NHL goal, April 23 vs. Colorado. ... Recorded his 100th career NHL assist, April 23 vs. Colorado. ... Posted his 200th career NHL point, April 23 vs. Colorado. **Playoffs:** Appeared in all six playoff games posting one assist and 17 shots.

**CAREER:** **2011-12:** Set a career high in games played (79). ... Ranked 8th on the Blues in points (30), tied for 6th in goals (15), tied for 10th in assists (15), ranked 2nd in penalty minutes (109 – career high) and 6th in shots (166). ... Recorded three multi-point games. ... Served his 200th career penalty minute on Oct. 13 at Dallas. ... Played in his 200th career game on Oct. 22 at Philadelphia. ... Served his 100th penalty minute as a Blue on Mar. 11 at Columbus. ... Played in his 100th game as a Blue on Mar. 27 vs. Nashville. **Playoffs:** Appeared in seven games tying for third on the team with two goals to go along with 12 penalty minutes. **2010-11:** Played in 36 games for Colorado, registering his second career hat trick on Oct. 28 at Calgary and tied a career-high eight-game point streak from Oct. 15-Oct. 30 (8g, 6a). ... Named the NHL's third star of the month for October after tallying 16 points (9g, 7a) in 11 games. ... Acquired by the Blues on Feb. 19 and became the fifth player in franchise history to score two goals in his St. Louis debut, Feb. 19 vs. Anaheim. ... Scored six goals in his first five games for the Blues which was the best start in franchise history. ... Tied for seventh among all NHL skaters with 12 power play goals. ... Recorded a career-high four-game goal streak from March 24 – March 30, scoring five goals over-the-span. ... Finished the season ranking second among all Blues players in points (53) and goals (28). **2009-10:** Led Colorado with 28 goals and finished second on the team in scoring with 64 points in 77 games. ... 25 of his 28 goals came at even strength. ... Paced the Avs in game-winning goals (5) and shots (221). ... Was +4 for the season and added 100 hits and 73 penalty minutes (including seven fighting majors). ... Opened the season with the Avalanche, tallying one assist in four games before being sent to Lake Erie of the American Hockey League (AHL) on Oct. 20. ... Was recalled from Lake Erie on Oct. 22 and had two points in each of his first two games after the recall. ... Scored the fastest goal to begin a game by an Avalanche player during the 2009-10 season on Dec. 19 vs. Columbus (0-21). ... Skated in his 100th NHL game on Jan. 28 vs. Minnesota. ... Led Colorado with nine goals in both December and March. ... NHL's First Star of the Week for March 1-7. ... Led all scorers with nine points (5g, 4a) in four games during the week. ... Tied his first career hat trick and had a personal-high four points on March 6 vs. St. Louis. ... Completed the hat trick with his first career penalty shot attempt/goal. ... Compiled an eight-game point streak (7g, 6a) from March 6-22, longest of his NHL career. ... Went 3-for-7 in shootouts with three game-deciding goals. ... Had two "Gordie Howe" hat tricks during the year, Dec. 2 at Florida and Feb. 8 vs. St. Louis. **Playoffs:** Led the Avalanche with three goals (3g, 0a) in six postseason games. ... Also ranked first on the club with 20 shots. ... Scored the game-winning goal with 50 seconds left in regulation in his Stanley Cup Playoff debut, April 14 at San Jose (Game 1, WCQF). ... Scored two goals in Game 2 at San Jose on April 16. **2008-09:** Was recalled from Lake Erie (AHL) on Dec. 5 and played in 53 games for the Avalanche in

his first NHL season. ... Was Colorado's top rookie scorer with 11 goals and 19 points. ... Became only the third rookie in Avalanche history to record at least 10 goals and 50 penalty minutes, joining Chris Drury (1998-99) and Marek Svatos (2005-06). ... Tied for third on the club with eight fighting majors. ... Made his NHL debut on Dec. 5 at Dallas. ... Recorded his first NHL goal and assist on Dec. 9 vs. Los Angeles. ... Stewart's goal came on a short-handed breakthrough in the second period. ... Notched his first career "Gordie Howe Hat Trick" on Jan. 21 vs. Los Angeles. ... Did not dress on March 12 vs. Minnesota after playing 42 consecutive games following his Dec. 5 recall. ... Left in the second period on March 19 vs. Edmonton (head). ... Missed three games, March 22-27. ... Finished with 11 points (5g, 6a) in 19 games with the Lake Erie Monsters.

**MINOR CAREER:** **2007-08:** Scored a team-high 25 goals in his first full professional season with the Lake Erie Monsters (AHL). ... Led the Monsters in game-winning goals (4) and finished third in points (44). ... Was also among the team leaders in games played (2nd, 77), power-play goals (3rd, 9), shots (3rd, 135), penalty minutes (5th, 93) and assists (6th, 19). ... Netted the first hat trick in Lake Erie history on Nov. 17 vs. Toronto. ... Recalled by the Avalanche on April 17 but did not dress in the Stanley Cup Playoffs.

**JUNIOR CAREER:** **2006-07:** Served as team captain in his third and final season with Kingston of the Ontario Hockey League (OHL). ... Finished second on the club in scoring with 82 points in 61 games. ... Was also second on the Frontenacs in goals (36) and assists (46) and ranked third in penalty minutes (108). ... Shared the team lead with 14 power-play goals. ... Was selected to the 2007 OHL All-Star Game, where he scored a goal in the Eastern Conference's 13-9 victory over the West on Jan. 31 in Saginaw. ... Collected six points (4g/2a) in five playoff games for Kingston. ... Signed a three-year, entry-level contract with the Avalanche on April 3 and reported to Albany of the AHL. ... Made his pro debut for the River Rats on April 4 at Springfield and played in five games overall. ... Scored his first professional goal on April 14 against Norfolk. ... Also appeared in one playoff game for Albany. ... Totaled 199 points (91g, 108a) in 187 career games with Kingston. **2005-06:** Scored 37 goals with 50 assists and 118 penalty minutes in 62 games with Kingston of the OHL. ... Finished second on the team and 13th in the OHL with 87 points. ... Was also second on the Frontenacs in goals and assists, both of which ranked among the league's top 25. ... Participated in the 2006 OHL All-Star Game on Feb. 1 in Belleville, scoring two goals in the Eastern Conference's 9-3 victory. ... Voted to play in the 2006 CHL Top Prospects Game in Ottawa. ... Potted two goals in six playoff games for the Frontenacs. ... Ranked as the No. 8 prospect in North America by NHL Central Scouting entering the 2006 Entry Draft. **2004-05:** In his first season at the major junior level, scored 18 goals in 64 games for the Kingston Frontenacs.

**INTERNATIONAL CAREER:** **2010-11:** Made his international debut for Team Canada at the 2011 IIHF World Championship, registering four points (2g, 2a) in seven games.

**TRANSACTIONS:** Feb. 19, 2011 – Acquired from Colorado along with Kevin Shattenkirk and a conditional second round draft choice in 2011 (Ty Rattie) in exchange for Erik Johnson, Jay McClement and a conditional first round draft choice in 2011 (Duncan Siemens). ... June 24, 2006 – Colorado's first round selection, 18th overall, in the 2006 NHL Entry Draft.

#### CAREER HIGHLIGHTS:

**MOST GOALS, GAME:** 3, Twice – Last, Oct. 28, 2010 at Calgary  
**MOST ASSISTS, GAME:** 3 – Mar. 7, 2013 at Phoenix  
**MOST POINTS, GAME:** 4, Twice – Last, Mar. 7, 2013 at Phoenix  
**MOST PIM, GAME:** 19 – Dec. 2, 2009 at Florida  
**MOST SHOTS, GAME:** 8, Twice – Last, April 2, 2010 vs. Calgary  
**CAREER PENALTY SHOTS:** 1 (1 Goal) – March 6, 2010 vs. St. Louis (Ty Conklin – Goal)

**FIRST NHL GAME:** Dec. 5, 2008 at Dallas  
**FIRST NHL GOAL:** Dec. 9, 2008 vs. Los Angeles  
**FIRST GAME AS A BLUE:** Feb. 19, 2011 vs. Anaheim  
**FIRST GOAL AS A BLUE:** Feb. 19, 2011 vs. Anaheim

#### LONGEST PERSONAL STREAKS:

**Goals:** 4 (1X)  
**Assists:** 4 (1X)  
**Points:** 8 (2X)  
**Games Played:** 110  
 3/24/2011–3/30/2011 (5G)  
 11/15/2010–11/20/2010 (5A)  
 10/15/2010–10/30/2010 (8G, 6A)  
 11/23/2011–4/27/2013

#### VS NHL

	PRIOR SEASONS					2012-2013 REGULAR SEASON					CAREER				
	GP	G	A	P	PIM	GP	G	A	P	PIM	GP	G	A	P	PIM
Anaheim	13	3	4	7	5	3	2	3	5	0	16	5	7	12	5
Boston	2	1	1	2	2	0	0	0	0	0	2	1	1	2	2
Buffalo	2	0	0	0	2	0	0	0	0	0	2	0	0	0	2
Calgary	18	8	4	12	14	3	0	3	3	0	21	8	7	15	14
Carolina	5	0	4	4	14	0	0	0	0	0	5	0	4	4	14
Chicago	16	6	3	9	6	5	0	0	0	5	21	6	3	9	11
Colorado	6	3	1	4	2	3	1	1	2	4	9	4	2	6	6
Columbus	19	8	6	14	29	4	2	0	2	11	23	10	6	16	40
Dallas	13	8	3	11	25	3	2	0	2	5	16	10	3	13	30
Detroit	17	3	5	8	34	5	3	1	4	2	22	6	6	12	36
Edmonton	16	6	4	10	9	3	1	1	2	0	19	7	5	12	9
Florida	3	1	4	5	21	0	0	0	0	0	3	1	4	5	21
Los Angeles	11	3	3	6	18	3	1	1	2	2	14	4	4	8	20
Minnesota	17	6	4	10	14	3	1	1	2	0	20	7	5	12	14
Montreal	3	1	1	2	0	0	0	0	0	0	3	1	1	2	0
Nashville	14	2	3	5	8	4	0	0	0	2	18	2	3	5	10
New Jersey	4	3	3	6	2	0	0	0	0	0	4	3	3	6	2
NY Islanders	5	3	0	3	5	0	0	0	0	0	5	3	0	3	5
NY Rangers	5	2	2	4	7	0	0	0	0	0	5	2	2	4	7
Ottawa	3	0	0	0	0	0	0	0	0	0	3	0	0	0	0
Philadelphia	4	0	1	1	5	0	0	0	0	0	4	0	1	1	5
Phoenix	14	1	3	4	18	3	3	4	7	2	17	4	7	11	20
Pittsburgh	5	1	2	3	2	0	0	0	0	0	5	1	2	3	2
San Jose	13	1	5	6	17	3	2	2	4	2	16	3	7	10	19
St. Louis	9	8	7	15	14	0	0	0	0	0	9	8	7	15	14
Tampa Bay	5	0	3	3	0	0	0	0	0	0	5	0	3	3	0
Toronto	2	1	1	2	0	0	0	0	0	0	2	1	1	2	0
Vancouver	19	1	4	5	14	3	0	1	1	5	22	1	5	6	19
Washington	4	0	2	2	0	0	0	0	0	0	4	0	2	2	0
Winnipeg	4	2	1	3	2	0	0	0	0	0	4	2	1	3	2
<b>NHL Totals</b>	<b>271</b>	<b>82</b>	<b>84</b>	<b>166</b>	<b>289</b>	<b>48</b>	<b>18</b>	<b>18</b>	<b>36</b>	<b>40</b>	<b>319</b>	<b>100</b>	<b>102</b>	<b>202</b>	<b>329</b>

#### CAREER RECORD

			REGULAR SEASON					PLAYOFFS				
Season	Club	League	GP	G	A	PTS	PIM	GP	G	A	PTS	PIM
2004-05	Kingston	OHL	64	18	12	30	45			--	--	--
2005-06	Kingston	OHL	62	37	50	87	118	6	2	0	2	13
2006-07	Kingston	OHL	61	36	46	82	108	5	4	2	6	6
	Albany	AHL	5	1	2	3	2	1	0	0	0	0
2007-08	Lake Erie	AHL	77	25	19	44	93	--	--	--	--	--
2008-09	Colorado	NHL	53	11	8	19	54	--	--	--	--	--
	Lake Erie	AHL	19	5	6	11	23	--	--	--	--	--
2009-10	Colorado	NHL	77	28	36	64	73	6	3	0	3	4
	Lake Erie	AHL	2	0	0	0	2	--	--	--	--	--
2010-11	Colorado	NHL	36	13	17	30	38	--	--	--	--	--
	St. Louis	NHL	26	15	8	23	15	--	--	--	--	--
	Canada	WC	7	2	2	4	0	--	--	--	--	--
2011-12	St. Louis	NHL	79	15	15	30	109	7	2	0	2	12
2012-13	St. Louis	NHL	48	18	18	36	40	6	0	1	1	0
NHL TOTALS			319	100	102	202	329	19	5	1	6	16
ST. LOUIS TOTALS			153	48	41	89	164	13	2	1	3	12



91

**VLADIMIR TARASENKO**  
RIGHT WING**HEIGHT:** 6-0 **WEIGHT:** 219  
**SHOOTS:** Left  
**BORN:** 12-13-91  
**BIRTHPLACE:** Yaroslavl, Russia

**2012-13:** Among rookies, tied for 8th in points (19) and goals (8), while tying for 12th in assists (11) and 4th in power play goals (3)...Became the 14th Blue to score in their debut and just the 2nd player to score a pair of goals (Doug Palazarri, 74')... Recorded five points in his first two games tying Wayne Babych (78') for the best start to a Blues' rookie career... Posted a pair of multi-goal games, most recently on Mar. 28 vs. Los Angeles... Ranked 7th on the Blues with 75 shots, tied for 3rd in power play goals and tied for 4th in goals... Tied for 5th among Blues forwards with a +1 rating. **Playoffs:** Made his playoff debut in Game Four vs. Los Angeles.

**CAREER: 2011-12:** Led Novosibirsk Siber with 38 points (18 goals, 20 assists) in 39 games before being traded to St. Petersburg SKA... Recorded nine points including five goals and four assists in 15 games with St. Petersburg. **2010-11:** Dressed in 42 games for Novosibirsk Siber recording 19 points including nine goals and 10 assists. **2009-10:** Played in 42 games for Novosibirsk Siber tallying 24 points including 13 goals and 11 assists. **2008-09:** Appeared in 38 games for Novosibirsk Siber of the KHL scoring seven goals and three assists for 10 points.

**INTERNATIONAL CAREER: 2010-11:** Dressed in six games for Russia at the World Championships tallying one goal... Earned the Gold Medal as captain of Team Russia at the World Junior Championships sharing the team lead with 11 points (4 goals, 7 assists). **2009-10:** Represented Russia at the 2010 World Junior Championships recording five points including four goals and one assist in six games. **2008-09:** Earned Silver Medal with Russia at the 2009 World Junior Championships (U-18) scoring 15 points including eight goals and seven assists in seven games.

**TRANSACTIONS:** June 25, 2010 - St. Louis' first round selection, 16th overall.

**CAREER HIGHLIGHTS:**

**MOST GOALS, GAME:** 2, Twice — Mar. 28, 2013 vs. Los Angeles  
**MOST ASSISTS, GAME:** 2 — Jan. 21, 2013 at Nashville  
**MOST POINTS, GAME:** 3 — Jan. 21, 2013 at Nashville  
**MOST PIM, GAME:** 2, Five Times — Last, Apr. 5, 2013 vs. Columbus  
**MOST SHOTS, GAME:** 5, Twice — Mar. 26, 2013 vs. Edmonton  
**CAREER PENALTY SHOTS:** None  
**FIRST NHL GAME:** Jan. 19, 2013 vs. Detroit  
**FIRST NHL GOAL:** Jan. 19, 2013 vs. Detroit  
**FIRST GAME AS A BLUE:** Jan. 19, 2013 vs. Detroit  
**FIRST GOAL AS A BLUE:** Jan. 19, 2013 vs. Detroit

**LONGEST PERSONAL STREAKS:**


**Goals:** 2 (1X) 1/19/2013-1/21/2013 (3G)  
**Assists:** 2 (2X) 3/16/2013-3/19/2013 (2A)  
**Points:** 5 (1X) 1/24/2013-2/1/2013 (2G, 3A)  
**Games Played:** 21 3/16/2013-4/27/2013

**VS NHL**

	PRIOR SEASONS					2012-2013 REGULAR SEASON					CAREER				
	GP	G	A	P	PIM	GP	G	A	P	PIM	GP	G	A	P	PIM
Anaheim	0	0	0	0	0	2	0	1	1	0	2	0	1	1	0
Boston	0	0	0	0	0	0	0	0	0	0	0	0	0	0	0
Buffalo	0	0	0	0	0	0	0	0	0	0	0	0	0	0	0
Calgary	0	0	0	0	0	3	0	0	0	0	3	0	0	0	0
Carolina	0	0	0	0	0	0	0	0	0	0	0	0	0	0	0
Chicago	0	0	0	0	0	4	0	1	1	2	4	0	1	1	2
Colorado	0	0	0	0	0	3	0	1	1	0	3	0	1	1	0
Columbus	0	0	0	0	0	3	1	0	1	4	3	1	0	1	4
Dallas	0	0	0	0	0	2	0	1	1	2	2	0	1	1	2
Detroit	0	0	0	0	0	5	3	1	4	0	5	3	1	4	0
Edmonton	0	0	0	0	0	2	0	0	0	0	2	0	0	0	0
Florida	0	0	0	0	0	0	0	0	0	0	0	0	0	0	0
Los Angeles	0	0	0	0	0	2	2	0	2	0	2	2	0	2	0
Minnesota	0	0	0	0	0	3	0	2	2	0	3	0	2	2	0
Montreal	0	0	0	0	0	0	0	0	0	0	0	0	0	0	0
Nashville	0	0	0	0	0	4	2	2	4	2	4	2	2	4	2
New Jersey	0	0	0	0	0	0	0	0	0	0	0	0	0	0	0
NY Islanders	0	0	0	0	0	0	0	0	0	0	0	0	0	0	0
NY Rangers	0	0	0	0	0	0	0	0	0	0	0	0	0	0	0
Ottawa	0	0	0	0	0	0	0	0	0	0	0	0	0	0	0
Philadelphia	0	0	0	0	0	0	0	0	0	0	0	0	0	0	0
Phoenix	0	0	0	0	0	1	0	0	0	0	1	0	0	0	0
Pittsburgh	0	0	0	0	0	0	0	0	0	0	0	0	0	0	0
San Jose	0	0	0	0	0	1	0	0	0	0	1	0	0	0	0
St. Louis	0	0	0	0	0	0	0	0	0	0	0	0	0	0	0
Tampa Bay	0	0	0	0	0	0	0	0	0	0	0	0	0	0	0
Toronto	0	0	0	0	0	0	0	0	0	0	0	0	0	0	0
Vancouver	0	0	0	0	0	3	0	2	2	0	3	0	2	2	0
Washington	0	0	0	0	0	0	0	0	0	0	0	0	0	0	0
Winnipeg	0	0	0	0	0	0	0	0	0	0	0	0	0	0	0
<b>NHL Totals</b>	<b>0</b>	<b>0</b>	<b>0</b>	<b>0</b>	<b>0</b>	<b>38</b>	<b>8</b>	<b>11</b>	<b>19</b>	<b>10</b>	<b>38</b>	<b>8</b>	<b>11</b>	<b>19</b>	<b>10</b>

**CAREER RECORD**

Season	Club	League	REGULAR SEASON					PLAYOFFS				
			GP	G	A	PTS	PIM	GP	G	A	PTS	PIM
2008-09	Novosibirsk Siber	KHL	38	7	3	10	2	--	--	--	--	--
2009-10	Novosibirsk Siber	KHL	42	13	11	24	18	--	--	--	--	--
	Russia	WJC	6	4	1	5	2	--	--	--	--	--
2010-11	Novosibirsk Siber	KHL	42	9	10	19	8	3	0	0	0	0
	Russia	WJC	7	4	7	11	0	--	--	--	--	--
2011-12	Novosibirsk Siber	KHL	39	18	20	38	15	--	--	--	--	--
	St. Petersburg SKA	KHL	15	5	4	9	0	--	--	--	--	--
<b>2012-13</b>	<b>St. Louis</b>	<b>NHL</b>	<b>38</b>	<b>8</b>	<b>11</b>	<b>19</b>	<b>10</b>	<b>1</b>	<b>0</b>	<b>0</b>	<b>0</b>	<b>0</b>
<b>NHL TOTALS</b>			<b>38</b>	<b>8</b>	<b>11</b>	<b>19</b>	<b>10</b>	<b>1</b>	<b>0</b>	<b>0</b>	<b>0</b>	<b>0</b>
<b>ST. LOUIS TOTALS</b>			<b>38</b>	<b>8</b>	<b>11</b>	<b>19</b>	<b>10</b>	<b>1</b>	<b>0</b>	<b>0</b>	<b>0</b>	<b>0</b>



**SERGEY  
ANDRONOV**  
RIGHT WING

**HEIGHT:** 6-2 **WEIGHT:** 208  
**SHOOTS:** Left  
**BORN:** 7-19-89  
**BIRTHPLACE:** Penza, Russia  
**DRAFTED:** June 27, 2009 - St. Louis' third round selection, 78th overall

Season	Club	League	REGULAR SEASON					PLAYOFFS				
			GP	G	A	PTS	PIM	GP	G	A	PTS	PIM
2006-07	Tolyatti Lada	RUS	3	0	0	0	2	--	--	--	--	--
2007-08	Tolyatti 2	RUS 3	16	10	2	12	16	8	7	2	9	0
	Tolyatti Lada	RUS	38	2	5	7	6	4	1	0	1	6
2008-09	Tolyatti 2	RUS 3	7	5	2	7	6	3	0	2	2	32
	Tolyatti Lada	KHL	47	9	5	14	22	5	0	1	1	8
	Russia	WJC	7	3	5	8	2	--	--	--	--	--
2009-10	CSKA Moscow	KHL	19	5	3	8	6	3	0	0	0	0
	Tolyatti Lada	KHL	33	5	9	14	20	--	--	--	--	--
2010-11	CSKA Moscow	KHL	53	5	2	7	14	--	--	--	--	--
2011-12	CSKA Moscow	KHL	29	1	2	3	4	--	--	--	--	--
2012-13	Peoria	AHL	59	8	11	19	32	--	--	--	--	--



**CODY  
BEACH**  
RIGHT WING

**HEIGHT:** 6-5 **WEIGHT:** 195  
**SHOOTS:** Right  
**BORN:** 8-8-92  
**BIRTHPLACE:** Nanaimo, British Columbia  
**DRAFTED:** June 26, 2010 - St. Louis' fifth round selection, 134th overall

Season	Club	League	REGULAR SEASON					PLAYOFFS				
			GP	G	A	PTS	PIM	GP	G	A	PTS	PIM
2008-09	Calgary	WHL	3	0	0	0	2	--	--	--	--	--
2009-10	Calgary	WHL	51	3	11	14	157	19	1	7	8	34
2010-11	Calgary	WHL	17	5	10	15	73	--	--	--	--	--
	Moose Jaw	WHL	40	6	28	34	163	--	--	--	--	--
2011-12	Moose Jaw	WHL	58	15	41	56	229	13	4	6	10	29
2012-13	Evansville	ECHL	24	2	7	9	81	--	--	--	--	--
	Peoria	AHL	23	2	5	7	71	--	--	--	--	--



**JORDAN  
BINNINGTON**  
GOALTENDER

**HEIGHT:** 6-2 **WEIGHT:** 169  
**CATCHES:** Left  
**BORN:** 7-11-93  
**BIRTHPLACE:** Richmond Hill, Ontario  
**DRAFTED:** June 25, 2011 - St. Louis' third round selection, 88th overall

REGULAR SEASON											PLAYOFFS						
Season	Club	League	GP	W	L	OTL	MIN	GA	SO	AVG	GP	W	L	MIN	GA	SO	AVG
2009-10	Owen Sound	OHL	22	6	10	2	1068	79	0	4.44	--	--	--	--	--	--	--
2010-11	Owen Sound	OHL	46	27	12	5	2596	132	1	3.05	7	4	2	355	19	0	3.21
2011-12	Owen Sound	OHL	39	21	17	1	2304	115	1	2.99	2	0	2	120	10	0	5.00
	Peoria	AHL	1	0	1	0	60	3	0	3.02	--	--	--	--	--	--	--
2012-13	Owen Sound	OHL	50	32	12	6	3011	109	7	2.17	12	6	5	705	33	0	2.81



**ALEXANDRE  
BOLDUC**  
CENTER

**HEIGHT:** 6-2 **WEIGHT:** 199  
**SHOOTS:** Left  
**BORN:** 6-26-85  
**BIRTHPLACE:** Montreal, Quebec  
**ACQUIRED:** July 5, 2013 - Signed by the Blues as a free agent  
**DRAFTED:** June 24, 2003: St. Louis' fourth round selection, 127th overall

Season	Club	League	REGULAR SEASON					PLAYOFFS				
			GP	G	A	PTS	PIM	GP	G	A	PTS	PIM
2001-02	Rouyn-Noranda	QMJHL	64	6	14	20	69	4	1	1	2	4
2002-03	Rouyn-Noranda	QMJHL	66	14	29	43	131	4	0	2	2	2
2003-04	Rouyn-Noranda	QMJHL	65	23	35	58	115	11	3	4	7	18
2004-05	Rouyn-Noranda	QMJHL	33	7	10	17	46	--	--	--	--	--
2004-05	Shawinigan	QMJHL	29	7	11	18	14	3	0	0	0	0
2005-06	Bakersfield	ECHL	24	10	6	16	56	11	4	4	8	28
2005-06	Manitoba	AHL	29	3	7	10	35	--	--	--	--	--
2006-07	Bakersfield	ECHL	16	7	17	24	42	6	2	4	6	9
2006-07	Manitoba	AHL	32	4	5	9	35	5	0	0	0	8
2007-08	Manitoba	AHL	70	18	19	37	93	6	1	0	1	6
2008-09	Manitoba	AHL	63	12	21	33	116	13	5	4	9	14
2008-09	Vancouver	NHL	7	0	1	1	4	--	--	--	--	--
2009-10	Manitoba	AHL	13	2	1	3	20	--	--	--	--	--
2009-10	Vancouver	NHL	15	0	0	0	13	--	--	--	--	--
2010-11	Vancouver	NHL	24	2	2	4	21	3	0	0	0	0
2010-11	Manitoba	AHL	26	6	9	15	28	14	4	0	4	20
2011-12	Portland	AHL	23	3	12	15	30	--	--	--	--	--
2011-12	Phoenix	NHL	2	0	0	0	2	--	--	--	--	--
2012-13	Portland	AHL	56	24	27	51	90	1	1	1	2	2
2012-13	Phoenix	NHL	14	0	0	0	2	--	--	--	--	--
NHL TOTALS			62	2	3	5	42	3	0	0	0	0





**PAT  
CANNONE**  
CENTER

**HEIGHT:** 5-11 **WEIGHT:** 193  
**SHOOTS:** Right  
**BORN:** 8-9-86  
**BIRTHPLACE:** Bayport, New York  
**ACQUIRED:** July 8, 2013 – From Ottawa in exchange for future considerations

Season	Club	League	REGULAR SEASON					PLAYOFFS				
			GP	G	A	PTS	PIM	GP	G	A	PTS	PIM
2004-05	New England	EJHL	49	26	28	54	50	--	--	--	--	--
2005-06	New England	EJHL	45	22	31	53	52	--	--	--	--	--
2006-07	Cedar Rapids	USHL	59	18	37	55	46	6	1	7	8	6
2007-08	Miami University (Ohio)	CCHA	42	6	24	30	20	--	--	--	--	--
2008-09	Miami University (Ohio)	CCHA	41	11	24	35	16	--	--	--	--	--
2009-10	Miami University (Ohio)	CCHA	44	14	17	31	22	--	--	--	--	--
2010-11	Miami University (Ohio)	CCHA	39	14	23	37	25	--	--	--	--	--
	Binghamton	AHL	2	1	1	2	2	--	--	--	--	--
2011-12	Binghamton	AHL	76	19	24	43	32	--	--	--	--	--
2012-13	Binghamton	AHL	74	10	15	25	41	3	0	0	0	4



**JOEL  
EDMUNDSON**  
DEFENSEMAN

**HEIGHT:** 6-5 **WEIGHT:** 210  
**SHOOTS:** Left  
**BORN:** 6-28-93  
**BIRTHPLACE:** Brandon, Manitoba  
**DRAFTED:** June 25, 2011 - St. Louis' second round selection, 46th overall

			REGULAR SEASON					PLAYOFFS				
Season	Club	League	GP	G	A	PTS	PIM	GP	G	A	PTS	PIM
2010-11	Moose Jaw	WHL	71	2	18	20	95	6	0	0	0	2
2011-12	Moose Jaw	WHL	56	4	19	23	91	14	3	2	5	12
2012-13	Moose Jaw	WHL	29	2	6	8	70	--	--	--	--	--
	Kamloops	WHL	34	7	10	17	71	15	3	5	8	29



**TAYLOR  
CHORNEY**  
DEFENSEMAN

**HEIGHT:** 6-0 **WEIGHT:** 201  
**SHOOTS:** Left  
**BORN:** 4-27-87  
**BIRTHPLACE:** Thunder Bay, Ontario  
**ACQUIRED:** June 25, 2005 – Edmonton's second round selection, 36th overall  
**DRAFTED:** July 1, 2012 – Signed by the Blues as a free agent


			REGULAR SEASON					PLAYOFFS				
Season	Club	League	GP	G	A	PTS	PIM	GP	G	A	PTS	PIM
2005-06	North Dakota	WCHA	44	3	15	18	54	--	--	--	--	--
2006-07	North Dakota	WCHA	39	8	23	31	48	--	--	--	--	--
2007-08	North Dakota	WCHA	43	3	21	24	24	--	--	--	--	--
2008-09	Edmonton	NHL	2	0	0	0	0	--	--	--	--	--
	Springfield	AHL	68	5	16	21	22	--	--	--	--	--
2009-10	Edmonton	NHL	42	0	3	3	12	--	--	--	--	--
	Springfield	AHL	32	4	9	13	14	--	--	--	--	--
2010-11	Edmonton	NHL	12	1	3	4	4	--	--	--	--	--
	Oklahoma City	AHL	46	3	13	16	22	--	--	--	--	--
2011-12	Edmonton	NHL	3	0	0	0	0	--	--	--	--	--
	St. Louis	NHL	2	0	0	0	0	--	--	--	--	--
2012-13	Oklahoma City	AHL	50	6	18	24	29	10	0	1	1	6
	Peoria	AHL	73	4	20	24	37	--	--	--	--	--
NHL TOTALS			61	1	6	7	16	--	--	--	--	--
ST. LOUIS TOTALS			2	0	0	0	0	--	--	--	--	--



**CADE  
FAIRCHILD**  
DEFENSEMAN

**HEIGHT:** 5-10 **WEIGHT:** 166  
**SHOOTS:** Left  
**BORN:** 1-15-89  
**BIRTHPLACE:** Duluth, Minnesota  
**DRAFTED:** June 23, 2007 - St. Louis' fourth round selection, 96th overall

Season	Club	League	REGULAR SEASON					PLAYOFFS				
			GP	G	A	PTS	PIM	GP	G	A	PTS	PIM
2006-07	US National U-18	NAHL	36	8	9	17	10	--	--	--	--	--
2007-08	U. of Minnesota	WCHA	40	2	13	15	22	--	--	--	--	--
2008-09	U. of Minnesota	WCHA	35	9	24	33	52	--	--	--	--	--
	United States	WJC	6	1	3	4	2	--	--	--	--	--
2009-10	U. of Minnesota	WCHA	39	4	17	21	36	--	--	--	--	--
2010-11	U. of Minnesota	WCHA	35	6	18	24	12	--	--	--	--	--
2011-12	St. Louis	NHL	5	0	1	1	0	--	--	--	--	--
	Peoria	AHL	68	8	26	34	32	--	--	--	--	--
2012-13	Peoria	AHL	43	0	8	8	16	--	--	--	--	--
ST. LOUIS TOTALS			5	0	1	1	0	--	--	--	--	--
NHL TOTALS			5	0	1	1	0	--	--	--	--	--



**JANI  
HAKANPÄÄ**  
DEFENSEMAN

**HEIGHT:** 6-7 **WEIGHT:** 227  
**SHOOTS:** Right  
**BORN:** 3-31-92  
**BIRTHPLACE:** Kirkkonummi, Finland  
**DRAFTED:** June 26, 2010 - St. Louis' fourth round selection, 104th overall

Season	Club	League	REGULAR SEASON					PLAYOFFS				
			GP	G	A	PTS	PIM	GP	G	A	PTS	PIM
2009-10	Kiekko-Vantaa JR	FIN-JR-2	23	2	12	14	49	3	0	1	1	4
	Finland U18	WJC-18	6	1	1	2	6	--	--	--	--	--
2010-11	Blues U20	FIN-JR	36	3	20	23	61	12	3	2	5	10
2011-12	Blues	SM-liiga	41	5	7	12	30	--	--	--	--	--
	Finland	WJC	7	1	2	3	6	--	--	--	--	--
2012-13	Blues	SM-liiga	34	2	3	5	34	--	--	--	--	--
	Peoria	AHL	14	1	3	4	6	--	--	--	--	--



**CHRISTIAN  
HANSON**  
CENTER

**HEIGHT:** 6-5 **WEIGHT:** 216  
**SHOOTS:** Right  
**BORN:** 3-10-86  
**BIRTHPLACE:** Glens Falls, New York  
**ACQUIRED:** Aug. 20, 2013 – Signed by the Blues as a free agent

Season	Club	League	REGULAR SEASON					PLAYOFFS				
			GP	G	A	PTS	PIM	GP	G	A	PTS	PIM
2003-04	Tri City	USHL	58	11	8	19	35	11	2	2	4	12
2004-05	Tri City	USHL	60	19	33	52	23	9	1	2	3	8
2005-06	Notre Dame	NCAA	23	1	2	3	14	--	--	--	--	--
2006-07	Notre Dame	NCAA	33	6	2	8	24	--	--	--	--	--
2007-08	Notre Dame	NCAA	47	13	9	22	57	--	--	--	--	--
2008-09	Notre Dame	NCAA	37	16	15	31	28	--	--	--	--	--
	Toronto	NHL	5	1	1	2	2	--	--	--	--	--
2009-10	Toronto	NHL	31	2	5	7	16	--	--	--	--	--
	Toronto Marlies	AHL	38	12	19	31	35	--	--	--	--	--
2010-11	Toronto	NHL	6	0	0	0	4	--	--	--	--	--
	Toronto Marlies	AHL	58	13	21	34	51	--	--	--	--	--
2011-12	Hershey	AHL	52	10	11	21	42	--	--	--	--	--
2012-13	Providence	AHL	67	12	17	29	53	12	1	2	3	8
<b>NHL TOTALS</b>			<b>42</b>	<b>3</b>	<b>6</b>	<b>9</b>	<b>22</b>	--	--	--	--	--



**MARK  
MANCARI**  
RIGHT WING

**HEIGHT:** 6-4 **WEIGHT:** 219  
**SHOOTS:** Right  
**BORN:** 7-11-85  
**BIRTHPLACE:** London, Ontario  
**ACQUIRED:** July 5, 2013 – Signed by the Blues as a free agent  
**DRAFTED:** June 24, 2004 – Buffalo's seventh round selection, 207th overall


Season	Club	League	REGULAR SEASON					PLAYOFFS				
			GP	G	A	PTS	PIM	GP	G	A	PTS	PIM
2001-02	Ottawa	OHL	34	3	3	6	10	2	0	1	1	0
2002-03	Ottawa	OHL	61	8	11	19	20	11	2	1	3	2
2003-04	Ottawa	OHL	67	29	36	65	56	7	5	3	8	11
2004-05	Ottawa	OHL	64	36	32	68	86	21	14	10	24	24
2005-06	Rochester	AHL	71	18	24	42	80	--	--	--	--	--
2006-07	Rochester	AHL	64	23	34	57	49	6	1	5	6	6
2006-07	Buffalo	NHL	3	0	1	1	2	--	--	--	--	--
2007-08	Rochester	AHL	80	21	36	57	78	--	--	--	--	--
2008-09	Portland	AHL	73	29	38	67	61	5	1	2	3	2
2008-09	Buffalo	NHL	7	1	1	2	4	--	--	--	--	--
2009-10	Portland	AHL	74	28	46	74	55	4	1	1	2	2
2009-10	Buffalo	NHL	6	1	1	2	4	--	--	--	--	--
2010-11	Portland	AHL	56	32	32	64	57	9	6	6	12	0
2010-11	Buffalo	NHL	20	1	7	8	12	1	0	0	0	0
2011-12	Vancouver	NHL	6	0	0	0	0	--	--	--	--	--
2011-12	Chicago	AHL	69	30	28	58	40	5	0	7	7	6
2012-13	Rochester	AHL	76	22	39	61	68	3	0	2	2	12
<b>NHL TOTALS</b>			<b>42</b>	<b>3</b>	<b>10</b>	<b>13</b>	<b>22</b>	<b>1</b>	<b>0</b>	<b>0</b>	<b>0</b>	<b>0</b>



**BRETT  
PONICH**  
DEFENSEMAN

**HEIGHT:** 6-7 **WEIGHT:** 187  
**SHOOTS:** Left  
**BORN:** 2-22-91  
**BIRTHPLACE:** Edmonton, Alberta  
**DRAFTED:** June 27, 2009 - St. Louis' second round selection, 48th overall

Season	Club	League	REGULAR SEASON					PLAYOFFS				
			GP	G	A	PTS	PIM	GP	G	A	PTS	PIM
2006-07	Portland	WHL	2	0	0	0	0	--	--	--	--	--
2007-08	Portland	WHL	64	0	3	3	63	--	--	--	--	--
2008-09	Portland	WHL	72	1	17	18	117	--	--	--	--	--
2009-10	Portland	WHL	66	1	13	14	87	13	1	2	3	13
2010-11	Portland	WHL	45	0	12	12	60	--	--	--	--	--
2011-12	Peoria	AHL	61	0	5	5	47	--	--	--	--	--
2012-13	Peoria	AHL	26	0	0	0	38	--	--	--	--	--
	Evansville	ECHL	13	1	2	3	26	--	--	--	--	--
	Alaska	ECHL	5	0	0	0	11	11	0	3	3	9



**TY  
RATTIE**  
RIGHT WING

**HEIGHT:** 6-0 **WEIGHT:** 183  
**SHOOTS:** Right  
**BORN:** 2-5-93  
**BIRTHPLACE:** Calgary, Alberta  
**DRAFTED:** June 25, 2011 - St. Louis' second round selection, 32nd overall

Season	Club	League	REGULAR SEASON					PLAYOFFS				
			GP	G	A	PTS	PIM	GP	G	A	PTS	PIM
2008-09	Portland	WHL	10	1	0	1	0	--	--	--	--	--
2009-10	Portland	WHL	61	17	20	37	38	13	2	2	4	12
2010-11	Portland	WHL	67	28	51	79	55	21	9	13	22	22
2011-12	Portland	WHL	69	57	64	121	54	21	19	14	33	12
2012-13	Portland	WHL	62	48	62	110	27	21	20	16	36	17



**DAVID  
SHIELDS**  
DEFENSEMAN

**HEIGHT:** 6-4 **WEIGHT:** 206  
**SHOOTS:** Right  
**BORN:** 1-27-91  
**BIRTHPLACE:** Buffalo, New York  
**DRAFTED:** June 27, 2009 - St. Louis' sixth round selection, 168th overall

Season	Club	League	REGULAR SEASON					PLAYOFFS				
			GP	G	A	PTS	PIM	GP	G	A	PTS	PIM
2007-08	Erie	OHL	60	1	3	4	31	--	--	--	--	--
2008-09	Erie	OHL	61	1	16	17	28	5	0	0	0	5
2009-10	Erie	OHL	68	7	12	19	42	4	0	0	0	12
2010-11	Erie	OHL	61	6	21	27	48	7	1	4	5	4
2011-12	Peoria	AHL	48	0	4	4	10	--	--	--	--	--
	Alaska	ECHL	12	1	5	6	2	3	0	2	2	0
2012-13	Peoria	AHL	59	0	5	5	41	--	--	--	--	--



**TYLER  
SHATTOCK**  
RIGHT WING

**HEIGHT:** 6-4 **WEIGHT:** 200  
**SHOOTS:** Right  
**BORN:** 2-10-90  
**BIRTHPLACE:** Vernon, British Columbia  
**DRAFTED:** June 27, 2009 - St. Louis' fourth round selection, 108th overall

Season	Club	League	REGULAR SEASON					PLAYOFFS				
			GP	G	A	PTS	PIM	GP	G	A	PTS	PIM
2005-06	Kamloops	WHL	2	0	1	1	2	--	--	--	--	--
2006-07	Kamloops	WHL	58	7	9	16	51	4	0	0	0	0
2007-08	Kamloops	WHL	48	9	14	23	45	4	1	1	2	4
2008-09	Kamloops	WHL	68	30	39	69	82	4	0	1	1	6
2009-10	Kamloops	WHL	42	22	28	50	65	--	--	--	--	--
	Calgary	WHL	30	8	20	28	26	21	5	12	17	24
2010-11	Peoria	AHL	67	3	12	15	60	4	0	0	0	4
2011-12	Peoria	AHL	65	7	8	15	20	--	--	--	--	--
2012-13	Peoria	AHL	62	4	8	12	23	--	--	--	--	--
	Evansville	ECHL	3	3	2	5	2	--	--	--	--	--




**RYAN  
TESINK**  
CENTER

**HEIGHT:** 6-0 **WEIGHT:** 174  
**SHOOTS:** Left  
**BORN:** 5-21-93  
**BIRTHPLACE:** Saint John, New Brunswick  
**DRAFTED:** June 25, 2011 - St. Louis' sixth round selection, 162nd overall

Season	Club	League	REGULAR SEASON					PLAYOFFS				
			GP	G	A	PTS	PIM	GP	G	A	PTS	PIM
2010-11	Saint John	QMJHL	59	8	27	35	38	19	3	2	5	10
2011-12	Saint John	QMJHL	36	13	27	40	54	17	7	6	13	24
2012-13	Saint John	QMJHL	35	16	21	37	75	--	--	--	--	--
	Blainville-Boisbriand	QMJHL	6	1	3	4	6	4	1	0	1	23





**YANNICK  
VEILLEUX**  
LEFT WING

**HEIGHT:** 6-2 **WEIGHT:** 202  
**SHOOTS:** Left  
**BORN:** 2-22-93  
**BIRTHPLACE:** Saint-Hippolyte, Quebec  
**DRAFTED:** June 25, 2011 - St. Louis' fourth round selection, 102nd overall

Season	Club	League	REGULAR SEASON					PLAYOFFS				
			GP	G	A	PTS	PIM	GP	G	A	PTS	PIM
2009-10	Shawinigan	QMJHL	55	3	6	9	17	6	0	0	0	6
2010-11	Shawinigan	QMJHL	68	19	29	48	40	12	2	5	7	14
2011-12	Shawinigan	QMJHL	59	27	31	58	69	11	5	6	11	17
2012-13	Moncton	QMJHL	65	34	39	73	102	4	2	0	2	10
	Peoria	AHL	8	2	1	3	0	--	--	--	--	--



**SEBASTIAN  
WANNSTROM**  
RIGHT WING

**HEIGHT:** 6-2 **WEIGHT:** 198  
**SHOOTS:** Right  
**BORN:** 3-3-91  
**BIRTHPLACE:** Gavle, Sweden  
**DRAFTED:** June 26, 2010 - St. Louis' second round selection, 44th overall


Season	Club	League	REGULAR SEASON					PLAYOFFS				
			GP	G	A	PTS	PIM	GP	G	A	PTS	PIM
2009-10	Brynäs	SEL	18	0	0	0	2	1	0	0	0	0
	Brynäs J20	SWE JR	35	30	27	57	55	5	2	3	5	0
2010-11	Brynäs	SEL	45	0	2	2	6	5	0	0	0	0
	Leksands	SWE-1	2	0	0	0	0	--	--	--	--	--
	Sweden	WJC	6	2	3	5	2	--	--	--	--	--
2011-12	Brynäs	SEL	43	8	7	15	20	--	--	--	--	--
2012-13	Peoria	AHL	16	1	2	3	4	--	--	--	--	--
	Evansville	ECHL	14	6	1	7	12	--	--	--	--	--
	Brynäs	SEL	9	0	0	0	8	4	0	0	0	2



**VICTOR  
ALEXANDROV**  
RIGHT WING

**HEIGHT:** 5-11 **WEIGHT:** 183  
**SHOOTS:** Left  
**BORN:** 12-28-85  
**BIRTHPLACE:** Aqtobe, Kazakhstan  
**DRAFTED:** June 26, 2004 - St. Louis' third round selection, 83rd overall


Season	Club	League	REGULAR SEASON					PLAYOFFS				
			GP	G	A	PTS	PIM	GP	G	A	PTS	PIM
2002-03	Yaroslavl	RUS	2	0	0	0	2	--	--	--	--	--
	Novokuznetsk	RUS	11	0	0	0	4	--	--	--	--	--
2003-04	Novokuznetsk	RUS	57	5	4	9	26	4	1	1	2	4
2004-05	Novokuznetsk	RUS	50	8	10	18	16	4	1	1	2	0
2005-06	St. Petersburg	RUS	41	4	6	10	55	--	--	--	--	--
2006-07	St. Petersburg	RUS	19	1	10	11	18	--	--	--	--	--
	Podolsk MVD	RUS	20	2	6	8	8	--	--	--	--	--
2007-08	Novokuznetsk	RUS	55	20	24	44	26	--	--	--	--	--
2008-09	Avangard Omsk	KHL	35	2	8	10	18	8	2	0	2	8
2009-10	Nizhny Novgorod	KHL	55	11	14	25	34	--	--	--	--	--
2010-11	Chelyabinsk Traktor	KHL	14	3	2	5	4	--	--	--	--	--
	Astana Barys	KHL	11	1	1	2	10	4	0	0	0	2
2011-12	Khabarovsk Amur	KHL	15	3	3	6	0	--	--	--	--	--
	Novosibirsk Siber	KHL	11	2	2	4	4	--	--	--	--	--
2012-13	Astana Barys	KHL	25	5	2	7	8	4	0	0	0	4



**KONSTANTIN  
BARULIN**  
GOALTENDER

**HEIGHT:** 6-2 **WEIGHT:** 200  
**CATCHES:** Left  
**BORN:** 9-4-84  
**BIRTHPLACE:** Tyumen, Russia  
**DRAFTED:** June 21, 2003 - St. Louis' third round selection, 84th overall


			REGULAR SEASON								PLAYOFFS							
Season	Club	League	GP	W	L	OTL	MIN	GA	SO	AVG	GP	W	L	MIN	GA	SO	AVG	
2002-03	Tyumen	RUS	28	17	9	2	1672	47	5	1.69	--	--	--	--	--	--	--	
2003-04	Tyumen	RUS-2	11	6	4	1	663	24	--	2.17	--	--	--	--	--	--	--	
	St. Petersburg	RUS	1	--	--	--	1	0	0	0.00	--	--	--	--	--	--	--	
	St. Petersburg-2	RUS-3	9	--	--	--	--	17	--	--	--	--	--	--	--	--	--	
	Russia	WJC	4	1	2	1	200	12	0	3.60	--	--	--	--	--	--	--	
2004-05	Tyumen	RUS-2	30	--	--	--	1773	59	6	2.00	3	--	--	136	9	0	3.97	
2005-06	Moscow Spartak	RUS	36	--	--	--	2102	75	2	2.14	2	--	--	104	4	0	2.30	
2006-07	Mytishi Khimik	RUS	26	--	--	--	1249	45	1	2.16	1	--	--	48	3	0	3.76	
2007-08	Mytishi Khimik	RUS	11	--	--	--	434	20	0	2.77	--	--	--	--	--	--	--	
2008-09	CSKA	KHL	41	24	15	8	2443	95	2	2.33	2	--	--	100	9	0	5.40	
2009-10	CSKA	KHL	45	19	13	8	2301	80	3	2.09	--	--	--	--	--	--	--	
2010-11	Mytishi Atlant	KHL	28	13	9	4	1505	48	6	1.91	22	--	--	1286	44	2	2.05	
	Russia	WC	7	2	4	0	342	16	0	2.80	--	--	--	--	--	--	--	
2011-12	Moscow Oblast	KHL	45	18	16	10	2652	100	5	2.26	--	--	--	--	--	--	--	
	Russia	WC	2	2	0	0	120	1	1	0.50	--	--	--	--	--	--	--	
2012-13	Kazan Ak-Bars	KHL	43	23	11	9	2550	83	4	1.95	18	11	7	1233	36	2	1.75	



**MAX  
GARDINER**  
CENTER

**HEIGHT:** 6-3 **WEIGHT:** 187  
**SHOOTS:** Left  
**BORN:** 5-7-92  
**BIRTHPLACE:** Minnetonka, Minnesota  
**DRAFTED:** June 26, 2010 - St. Louis' third round selection, 74th overall

Season	Club	League	REGULAR SEASON					PLAYOFFS				
			GP	G	A	PTS	PIM	GP	G	A	PTS	PIM
2008-09	Minnetonka HS	HIGH-MN	25	15	25	40	0	--	--	--	--	--
2009-10	Minnetonka HS	HIGH-MN	17	17	26	43	14	--	--	--	--	--
2010-11	U. of Minnesota	WCHA	17	1	2	3	24	--	--	--	--	--
2011-12	Dubuque	USHL	50	12	14	26	29	--	--	--	--	--
2012-13	Penn State	NCAA	27	3	19	22	22	--	--	--	--	--



**EVGENY  
GRACHEV**  
CENTER

**HEIGHT:** 6-4 **WEIGHT:** 225  
**SHOOTS:** Left  
**BORN:** 2-21-90  
**BIRTHPLACE:** Khabarovsk, Russia  
**ACQUIRED:** June 25, 2011 - From the New York Rangers in exchange for a third round draft choice in 2011 (Steven Fogarty)  
**DRAFTED:** June 21, 2008 - New York Rangers' third round selection, 75th overall

Season	Club	League	REGULAR SEASON					PLAYOFFS				
			GP	G	A	PTS	PIM	GP	G	A	PTS	PIM
2008-09	Brampton	OHL	60	40	40	80	22	19	11	14	25	4
2009-10	Hartford	AHL	80	12	16	28	14	--	--	--	--	--
2010-11	N.Y. Rangers	NHL	8	0	0	0	0	--	--	--	--	--
	Hartford	AHL	73	16	22	38	24	6	0	2	2	4
2011-12	St. Louis	NHL	26	1	3	4	2	--	--	--	--	--
	Peoria	AHL	39	3	7	10	18	--	--	--	--	--
2012-13	Peoria	AHL	76	11	15	26	40	--	--	--	--	--
ST. LOUIS TOTALS			26	1	3	4	2	--	--	--	--	--
NHL TOTALS			34	1	3	4	2	--	--	--	--	--



**JONAS  
JUNLAND**  
DEFENSEMAN

**HEIGHT:** 6-2 **WEIGHT:** 200  
**SHOOTS:** Left  
**BORN:** 11-15-87  
**BIRTHPLACE:** Linköping, Sweden  
**DRAFTED:** June 24, 2006 - St. Louis' third round selection, 64th overall.

Season	Club	League	REGULAR SEASON					PLAYOFFS				
			GP	G	A	PTS	PIM	GP	G	A	PTS	PIM
2005-06	Linköping	SWE Jr.	32	17	23	40	44	--	--	--	--	--
	Linköping	SWE	4	0	0	0	0	--	--	--	--	--
2006-07	Linköping	SWE	41	1	4	5	22	--	--	--	--	--
	Oskarshamn IK	SWE 1	4	0	3	3	4	--	--	--	--	--
2007-08	Linköping	SWE	52	3	17	20	42	16	4	3	7	18
2008-09	St. Louis	NHL	1	0	0	0	2	--	--	--	--	--
	Peoria	AHL	70	13	18	31	52	5	0	1	1	6
2009-10	St. Louis	NHL	3	0	2	2	0	--	--	--	--	--
	Peoria	AHL	74	14	30	44	49	--	--	--	--	--
2010-11	Farjestads BK Karlstad	SWE	41	5	17	22	18	14	3	3	6	12
2011-12	Astana Barys	KHL	46	4	11	15	30	--	--	--	--	--
2012-13	Astana Barys	KHL	3	0	0	0	10	--	--	--	--	--
	Pelicans	SM-liiga	6	1	1	2	6	--	--	--	--	--
NHL TOTALS			4	0	2	2	2	--	--	--	--	--
ST. LOUIS TOTALS			4	0	2	2	2	--	--	--	--	--



**SAMUEL  
KURKER**  
RIGHT WING

**HEIGHT:** 6-2 **WEIGHT:** 198  
**SHOOTS:** Right  
**BORN:** 4-8-94  
**BIRTHPLACE:** Boston, Massachusetts  
**DRAFTED:** June 23, 2012 - St. Louis' second round selection, 56th overall

Season	Club	League	REGULAR SEASON					PLAYOFFS				
			GP	G	A	PTS	PIM	GP	G	A	PTS	PIM
2011-12	St. John's Prep	HIGH-MA	24	32	28	60	23	--	--	--	--	--
2012-13	Boston	H-East	35	3	2	5	61	--	--	--	--	--

**JORI  
LEHTERA**  
CENTER

**HEIGHT:** 6-2 **WEIGHT:** 191  
**SHOOTS:** Left  
**BORN:** 12-23-87  
**BIRTHPLACE:** Helsinki, Finland  
**DRAFTED:** June 21, 2008 - St. Louis' third round selection, 65th overall

Season	Club	League	REGULAR SEASON					PLAYOFFS				
			GP	G	A	PTS	PIM	GP	G	A	PTS	PIM
2006-07	Jokerit	FNL	28	6	6	12	14	--	--	--	--	--
2007-08	Tappara	FNL	54	13	29	42	32	--	--	--	--	--
2008-09	Tappara	FNL	58	9	38	47	34	3	4	5	9	4
	Peoria	AHL	7	0	1	1	2	7	1	1	2	10
2009-10	Tappara	FNL	57	19	50	69	58	9	1	9	10	8
2010-11	Yaroslavl Lokomotiv	KHL	53	16	21	37	38	18	0	3	3	14
2011-12	Novosibirsk Siber	KHL	25	10	16	26	10	--	--	--	--	--
2012-13	Novosibirsk Siber	KHL	52	17	31	48	46	3	0	2	2	0

**NIKLAS  
LUNDSTROM**  
GOALTENDER

**HEIGHT:** 6-2 **WEIGHT:** 187  
**CATCHES:** Left  
**BORN:** 1-10-93  
**BIRTHPLACE:** Varmdo, Sweden  
**DRAFTED:** June 25, 2011 - St. Louis' fifth round selection, 132nd overall

REGULAR SEASON											PLAYOFFS						
Season	Club	League	GP	W	L	OTL	MIN	GA	SO	AVG	GP	W	L	MIN	GA	SO	AVG
2010-11	AIK Jr.	SWE-Jr.	22	--	--	--	1259	--	1	3.05	--	--	--	--	--	--	--
	AIK	SEL	1	0	0	0	47	5	0	6.34	--	--	--	--	--	--	--
2011-12	AIK	SEL	2	--	--	--	120	3	0	1.50	--	--	--	--	--	--	--
	Oskarshamn IK	SWE-Jr.	3	--	--	--	185	7	0	2.27	--	--	--	--	--	--	--
2012-13	AIK	SEL	14	3	9	0	754	39	0	3.10	--	--	--	--	--	--	--

**PETTERI  
LINDBOHM**  
DEFENSEMAN

**HEIGHT:** 6-3 **WEIGHT:** 209  
**SHOOTS:** Left  
**BORN:** 9-23-93  
**BIRTHPLACE:** Helsinki, Finland  
**DRAFTED:** June 23, 2012 - St. Louis' sixth round selection, 176th overall


Season	Club	League	REGULAR SEASON					PLAYOFFS				
			GP	G	A	PTS	PIM	GP	G	A	PTS	PIM
2011-12	Jokerit Jr.	FNL-JR	41	3	7	10	98	--	--	--	--	--
2012-13	Jokerit	SM-liiga	35	0	4	4	61	--	--	--	--	--

**MACKENZIE  
MACEACHERN**  
LEFT WING

**HEIGHT:** 6-3 **WEIGHT:** 170  
**SHOOTS:** Left  
**BORN:** 3-9-94  
**BIRTHPLACE:** Bloomfield Hills, Michigan  
**DRAFTED:** June 23, 2012 - St. Louis' third round selection, 67th overall

Season	Club	League	REGULAR SEASON					PLAYOFFS				
			GP	G	A	PTS	PIM	GP	G	A	PTS	PIM
2011-12	Brother Rice HS	HIGH-MI	29	42	48	90	16	--	--	--	--	--
2012-13	Chicago	USHL	50	8	13	21	35	--	--	--	--	--





**PHILIP  
MCRAE**  
CENTER

**HEIGHT:** 6-2 **WEIGHT:** 200  
**SHOOTS:** Left  
**BORN:** 3-15-90  
**BIRTHPLACE:** Minneapolis, Minnesota  
**DRAFTED:** June 21, 2008 - St. Louis'  
second round selection, 33rd  
overall

Season	Club	League	REGULAR SEASON					PLAYOFFS				
			GP	G	A	PTS	PIM	GP	G	A	PTS	PIM
2005-06	U.S. National U-18	NAHL	33	8	8	16	9	--	--	--	--	--
2006-07	London	OHL	63	2	8	10	27	16	0	0	0	6
2007-08	London	OHL	66	18	28	46	61	4	0	0	0	7
2008-09	London	OHL	59	29	31	60	54	14	5	5	10	12
2009-10	London	OHL	33	11	26	37	43	--	--	--	--	--
	Plymouth	OHL	19	5	9	14	21	9	6	9	15	11
	United States	WJC	7	1	4	5	2	--	--	--	--	--
2010-11	St. Louis	NHL	15	1	2	3	2	--	--	--	--	--
	Peoria	AHL	46	12	14	26	23	--	--	--	--	--
2011-12	Peoria	AHL	71	23	16	39	26	--	--	--	--	--
2012-13	Peoria	AHL	45	7	11	18	19	--	--	--	--	--
<b>NHL TOTALS</b>			<b>15</b>	<b>1</b>	<b>2</b>	<b>3</b>	<b>2</b>	--	--	--	--	--
<b>ST. LOUIS TOTALS</b>			<b>15</b>	<b>1</b>	<b>2</b>	<b>3</b>	<b>2</b>	--	--	--	--	--



**ANDREI  
PERVYSHIN**  
DEFENSEMAN

**HEIGHT:** 5-9 **WEIGHT:** 165  
**SHOOTS:** Left  
**BORN:** 2-2-85  
**BIRTHPLACE:** Arkhangelsk, Russia  
**DRAFTED:** June 22, 2003 - St. Louis'  
eighth round selection, 253rd  
overall

Season	Club	League	REGULAR SEASON					PLAYOFFS				
			GP	G	A	PTS	PIM	GP	G	A	PTS	PIM
2002-03	Yaroslavl	RUS	9	0	1	1	0	2	0	0	0	0
	Team Russia	WU-18	6	0	3	3	12	--	--	--	--	--
2003-04	Spartak Moscow	RUS-2	59	3	6	9	14	--	--	--	--	--
2004-05	Kazan AK-Bars	RUS	52	0	3	3	10	2	0	0	0	0
2005-06	Kazan AK-Bars	RUS	48	3	7	10	22	13	0	3	3	14
2006-07	Kazan AK-Bars	RUS	45	5	7	12	71	10	0	2	2	8
2007-08	Kazan AK-Bars	RUS	55	7	8	15	40	10	1	1	2	2
2008-09	Kazan AK-Bars	KHL	54	6	21	27	28	21	1	9	10	10
2009-10	Kazan AK-Bars	KHL	53	5	16	21	26	17	0	2	2	6
2010-11	Omsk Avangard	KHL	52	5	18	23	28	14	2	3	5	10
2011-12	Omsk Avangard	KHL	23	1	1	2	16	--	--	--	--	--
	St. Petersburg SKA	KHL	23	1	7	8	10	--	--	--	--	--
2012-13	St. Petersburg SKA	KHL	21	0	2	2	11	8	1	1	2	0



**COLTON  
PARAYKO**  
DEFENSEMAN

**HEIGHT:** 6-4 **WEIGHT:** 191  
**SHOOTS:** Right  
**BORN:** 5-12-93  
**BIRTHPLACE:** St. Albert, Alberta  
**DRAFTED:** June 23, 2012 - St. Louis' third  
round selection, 86th overall

Season	Club	League	REGULAR SEASON					PLAYOFFS				
			GP	G	A	PTS	PIM	GP	G	A	PTS	PIM
2010-11	Fort McMurray	AJHL	42	3	9	12	12	12	2	1	3	2
2011-12	Fort McMurray	AJHL	53	9	33	42	65	21	3	9	12	14
2012-13	Alaska-Fairbanks	CCHA	33	4	13	17	23	--	--	--	--	--



**JORDAN  
SCHMALTZ**  
DEFENSEMAN

**HEIGHT:** 6-2 **WEIGHT:** 189  
**SHOOTS:** Right  
**BORN:** 10-8-93  
**BIRTHPLACE:** Madison, Wisconsin  
**DRAFTED:** June 22, 2012 - St. Louis' first  
round selection, 25th overall

Season	Club	League	REGULAR SEASON					PLAYOFFS				
			GP	G	A	PTS	PIM	GP	G	A	PTS	PIM
2009-10	Sioux City	USHL	2	0	0	0	4	--	--	--	--	--
2010-11	Sioux City	USHL	53	13	31	44	22	3	0	1	1	4
2011-12	Sioux City	USHL	9	3	3	6	9	--	--	--	--	--
	Green Bay	USHL	46	7	28	35	20	12	2	5	7	8
2012-13	North Dakota	WCHA	42	3	9	12	31	--	--	--	--	--



**DIMITRI  
SEMIN**  
CENTER

**HEIGHT:** 5-10 **WEIGHT:** 185  
**SHOOTS:** Left  
**BORN:** 8-14-83  
**BIRTHPLACE:** Moscow, Russia  
**DRAFTED:** June 24, 2001 - St. Louis' fifth round selection, 159th overall

Season	Club	League	REGULAR SEASON					PLAYOFFS				
			GP	G	A	PTS	PIM	GP	G	A	PTS	PIM
1999-2000	Krylja Sovetov-2	RUS-3	27	9	10	19	10	--	--	--	--	--
	Krylja Sovetov	RUS-2	1	0	0	0	0	--	--	--	--	--
2000-01	Krylja Sovetov	RUS-2	32	8	6	14	8	11	2	3	5	2
2001-02	Spartak Moscow	RUS	44	2	6	8	14	--	--	--	--	--
2002-03	Spartak Moscow	RUS	51	9	13	22	30	--	--	--	--	--
2003-04	Spartak Moscow	RUS-2	60	15	23	38	34	--	--	--	--	--
2004-05	Spartak Moscow	RUS	53	7	7	14	34	--	--	--	--	--
2005-06	Spartak Moscow	RUS	51	12	14	26	38	3	0	1	1	0
2006-07	Yaroslavl Lokomotiv	RUS	41	13	13	26	30	7	3	2	5	2
2007-08	Yaroslavl Lokomotiv	RUS	54	9	14	23	46	16	1	2	3	10
2008-09	Yaroslavl Lokomotiv	KHL	53	7	13	20	28	16	4	5	9	33
2009-10	Mytishchi Atlant	KHL	55	5	21	26	46	4	1	0	1	4
2010-11	Omsk Avangard	KHL	54	9	8	17	42	14	2	5	7	8
2011-12	Omsk Avangard	KHL	53	6	12	18	24	--	--	--	--	--
2012-13	Omsk Avangard	KHL	52	16	10	26	26	12	3	0	3	4



**MAX  
TARDY**  
CENTER

**HEIGHT:** 6-0 **WEIGHT:** 185  
**SHOOTS:** Right  
**BORN:** 10-27-90  
**BIRTHPLACE:** Duluth, Minnesota  
**DRAFTED:** June 27, 2009 - St. Louis' seventh round selection, 202nd overall

Season	Club	League	REGULAR SEASON					PLAYOFFS				
			GP	G	A	PTS	PIM	GP	G	A	PTS	PIM
2007-08	Duluth East	High-MN	9	1	3	4	8	--	--	--	--	--
2008-09	Duluth East	High-MN	30	35	25	60	24	--	--	--	--	--
	Team North	UMHSEL	24	19	20	39	0	--	--	--	--	--
2009-10	Tri-City	USHL	52	12	24	36	34	3	0	1	1	4
2010-11	Minnesota-Duluth	WCHA	26	1	2	3	14	--	--	--	--	--
2011-12	Minnesota-Duluth	WCHA	41	2	5	7	6	--	--	--	--	--
2012-13	Minnesota-Duluth	WCHA	14	0	1	1	6	--	--	--	--	--



**EVGENY  
SKACHKOV**  
LEFT WING

**HEIGHT:** 6-0 **WEIGHT:** 194  
**SHOOTS:** Right  
**BORN:** 7-14-84  
**BIRTHPLACE:** Penza, Russia  
**DRAFTED:** June 22, 2003 - St. Louis' seventh round selection, 221st overall


Season	Club	League	REGULAR SEASON					PLAYOFFS				
			GP	G	A	PTS	PIM	GP	G	A	PTS	PIM
2002-03	Kapitan	RUS	31	4	4	8	2	--	--	--	--	--
2003-04	CSKA Moscow	RUS	1	0	0	0	2	--	--	--	--	--
2004-05	Spartak	RUS	9	0	2	2	0	--	--	--	--	--
2005-06	Spartak	RUS	2	0	0	0	6	--	--	--	--	--
2006-07	Chelyabinsk Traktor	RUS	52	13	9	22	52	--	--	--	--	--
2007-08	Chelyabinsk Traktor	RUS	53	14	13	27	58	3	1	0	1	6
2008-09	Chelyabinsk Traktor	KHL	54	14	18	32	56	--	--	--	--	--
2009-10	Chelyabinsk Traktor	KHL	51	22	14	36	143	3	0	0	0	14
2010-11	Kazan AK-Bars	KHL	21	7	5	12	14	--	--	--	--	--
2011-12	Kazan AK-Bars	KHL	36	5	5	10	22	--	--	--	--	--
2012-13	Kazan AK-Bars	KHL	28	1	3	4	18	--	--	--	--	--



**FRANCOIS  
TREMBLAY**  
GOALTENDER

**HEIGHT:** 6-2 **WEIGHT:** 186  
**CATCHES:** Left  
**BORN:** 8-29-94  
**BIRTHPLACE:** Baie-Comeau, Quebec  
**DRAFTED:** June 23, 2012 - St. Louis' fifth round selection, 146th overall

REGULAR SEASON											PLAYOFFS						
Season	Club	League	GP	W	L	OTL	MIN	GA	SO	AVG	GP	W	L	MIN	GA	SO	AVG
2010-11	Val d'Or Foreurs	QMJHL	26	5	10	4	1261	82	0	3.91	3	0	2	106	11	0	6.20
2011-12	Val d'Or Foreurs	QMJHL	57	22	28	4	3118	197	2	3.79	4	0	2	209	19	0	5.45
2012-13	Val d'Or Foreurs	QMJHL	46	22	16	3	2546	145	0	3.42	2	0	0	42	5	0	7.21



**NICHOLAS  
WALTERS**  
DEFENSEMAN

HEIGHT: 6-2 WEIGHT: 192  
SHOOTS: Left  
BORN: 4-11-94  
BIRTHPLACE: St. Albert, Alberta  
DRAFTED: June 23, 2012 - St. Louis' fourth  
round selection, 116th overall

Season	Club	League	REGULAR SEASON					PLAYOFFS				
			GP	G	A	PTS	PIM	GP	G	A	PTS	PIM
2010-11	Everett	WHL	48	0	4	4	52	1	0	0	0	2
2011-12	Everett	WHL	62	6	12	18	95	1	0	0	0	5
2012-13	Everett	WHL	35	1	9	10	70	--	--	--	--	--
	Brandon	WHL	29	0	9	9	36	--	--	--	--	--
	Peoria	AHL	4	0	0	0	0	--	--	--	--	--



**THOMAS  
VANNELLI**  
DEFENSEMAN

HEIGHT: 6-2 WEIGHT: 165  
SHOOTS: Right  
BORN: 1-26-95  
BIRTHPLACE: Minnetonka, Minnesota  
DRAFTED: June 30, 2013 - St. Louis' second  
round selection, 47th overall

Season	Club	League	REGULAR SEASON					PLAYOFFS				
			GP	G	A	PTS	PIM	GP	G	A	PTS	PIM
2011-12	Minnetonka	HIGH-MN	28	7	18	25	8	--	--	--	--	--
2012-13	Minnetonka	HIGH-MN	25	8	23	31	14	--	--	--	--	--
	US National U-18	USHL	11	1	1	2	4	--	--	--	--	--



**WILLIAM  
CARRIER**  
FORWARD

HEIGHT: 6-1 WEIGHT: 201  
SHOOTS: Left  
BORN: 12-20-94  
BIRTHPLACE: Lasalle, Quebec  
DRAFTED: June 30, 2013 - St. Louis' second  
round selection, 57th overall

Season	Club	League	REGULAR SEASON					PLAYOFFS				
			GP	G	A	PTS	PIM	GP	G	A	PTS	PIM
2010-11	Cape Breton	QMJHL	61	8	4	12	54	4	0	0	0	2
2011-12	Cape Breton	QMJHL	66	27	43	70	65	4	3	3	6	4
2012-13	Cape Breton	QMJHL	34	16	26	42	41	--	--	--	--	--





**ZACH  
POCHIRO**  
FORWARD

**HEIGHT:** 6-1 **WEIGHT:** 162  
**SHOOTS:** Right  
**BORN:** 3-6-94  
**BIRTHPLACE:** St. Louis, MO  
**DRAFTED:** June 30, 2013 - St. Louis' fourth  
 round selection, 112nd overall

Season	Club	League	REGULAR SEASON					PLAYOFFS				
			GP	G	A	PTS	PIM	GP	G	A	PTS	PIM
2011-12	Wichita Falls	NAHL	52	18	16	34	154	--	--	--	--	--
2012-13	Prince George	WHL	65	15	24	39	105	--	--	--	--	--



**SANTERI  
SAARI**  
DEFENSEMAN

**HEIGHT:** 6-2 **WEIGHT:** 191  
**SHOOTS:** Left  
**BORN:** 10-18-94  
**BIRTHPLACE:** Helsinki, Finland  
**DRAFTED:** June 30, 2013 - St. Louis' sixth  
 round selection, 173rd overall

Season	Club	League	REGULAR SEASON					PLAYOFFS				
			GP	G	A	PTS	PIM	GP	G	A	PTS	PIM
2010-11	Jokerit U-18	FIN-Jr U18	14	0	1	1	24	--	--	--	--	--
2011-12	Jokerit Jr.	FIN-Jr	13	2	2	4	10	--	--	--	--	--
	Jokerit U-18	FIN-Jr U18	33	7	17	24	48	--	--	--	--	--
2012-13	Jokerit	SM-liiga	2	0	0	0	0	--	--	--	--	--
	Jokerit Jr.	FIN-Jr	46	5	18	23	34	--	--	--	--	--
	K-Vantaa	FIN-2	7	0	0	0	6	--	--	--	--	--



## 2013-2014 TRAINING CAMP ROSTER

### FORWARDS

#	PLAYER	Pos	HT	WT	SH	Birthplace	Birthdate	12/13 Club(s)/League(s)	GP	G	A	PTS	PIM
81	ANDRONOV, Sergey	LW	6-2	200	Left	Moscow, Russia	7-19-89	Peoria (AHL)	59	8	11	19	32
10	AUCOIN, Keith	C	5-8	171	Right	Waltham, Massachusetts	11-6-78	New York Islanders (NHL)	41	6	6	12	4
42	BACKES, David	RW	6-3	225	Right	Minneapolis, Minnesota	5-1-84	Toronto (AHL)	34	10	27	37	40
72	BEACH, Cody	LW	6-5	185	Right	Nanaimo, BC	8-8-92	St. Louis (NHL)	48	6	22	28	62
21	BERGLUND, Patrik	C	6-4	215	Left	Vasteras, Sweden	6-2-88	Evansville (ECHL)	24	2	7	9	81
37	BOLDUC, Alexandre	C	6-1	197	Left	Montreal, Quebec	6-26-85	Peoria (AHL)	23	2	5	7	71
53	CANNONE, Pat	C	5-11	192	Right	Bayport, New York	8-9-86	St. Louis (NHL)	48	17	8	25	12
52	* CARRIER, William	LW	6-2	198	Left	Lasalle, Quebec	12-20-94	Vasteras (Swe-1)	30	20	12	32	20
79	CRACKNELL, Adam	RW	6-2	207	Right	Prince Albert, SASK	7-15-85	Portland (AHL)	56	24	27	51	90
76	DOTY, Jacob	RW	6-3	223	Right	Billings, Montana	6-19-93	Phoenix (NHL)	14	0	0	0	2
39	HANSON, Christian	C	6-4	228	Right	Glens Falls, NY	3-10-86	Binghamton (AHL)	74	10	15	25	41
63	HENLEY, Samuel	LW	6-5	204	Left	Val-d'Or, Quebec	7-25-93	Cape Breton (QMJHL)	34	16	26	42	41
26	JASKIN, Dmitri	RW	6-2	196	Left	Omsk, Russia	3-23-93	Peoria (AHL)	49	17	16	33	26
40	LAPIERRE, Maxim	C	6-2	207	Right	Saint-Leonard, Quebec	3-29-85	St. Louis (NHL)	20	2	4	6	4
61	LOCKE, Corey	C	5-9	175	Left	Toronto, Ontario	5-8-84	Medicine Hat (WHL)	72	11	17	28	90
23	MANCARI, Mark	RW	6-4	208	Right	London, Ontario	7-11-85	Providence (AHL)	67	12	17	29	53
74	OSHIE, T.J.	LW	5-11	194	Right	Everett, Washington	12-23-86	Val d'Or Foreurs (QMJHL)	58	22	23	45	59
56	PAAJARVI, Magnus	LW	6-3	204	Left	Norrkoping, Sweden	4-12-91	Moncton (QMJHL)	51	46	53	99	73
54	*POCHIRO, Zach	LW	6-1	159	Right	St. Louis, MO	3-6-94	St. Louis (NHL)	2	0	0	0	0
32	PORTER, Chris	LW	6-1	205	Left	Toronto, Ontario	5-29-84	Vancouver (NHL)	48	4	6	10	45
18	RATTIE, Ty	RW	5-11	165	Right	Calgary, Alberta	2-5-93	TPS Turku (SM-liiga)	37	5	12	17	22
75	REAVES, Ryan	RW	6-2	220	Right	Winnipeg, Manitoba	1-20-87	Berlin (DEL)	16	1	6	7	10
12	ROY, Derek	C	5-9	184	Left	Ottawa, Ontario	5-4-83	Rochester (AHL)	76	22	39	61	68
9	SCHWARTZ, Jaden	LW	5-10	182	Left	Melfort, Saskatchewan	6-25-92	St. Louis (NHL)	30	7	13	20	15
84	SHATTOCK, Tyler	RW	6-2	205	Right	Vernon, BC	2-10-90	Edmonton (NHL)	42	9	7	16	14
17	SOBOTKA, Vladimir	C	5-10	183	Left	Trebitz, Czech Republic	7-2-87	Oklahoma City (AHL)	38	4	16	20	10
20	STEEN, Alex	LW	6-1	206	Left	Winnipeg, Manitoba	3-1-84	Prince George (WHL)	65	15	24	39	105
25	STEWART, Chris	RW	6-2	228	Right	Toronto, Ont.	10-30-87	St. Louis (NHL)	29	2	6	8	0
91	TARASENKO, Vladimir	RW	6-0	202	Left	Yaroslavl, Russia	12-13-91	Peoria (AHL)	12	7	3	10	11
70	TESINK, Ryan	LW	6-0	161	Left	Saint John, New Brunswick	5-21-93	Portland (WHL)	62	48	62	110	27
67	VEILLEUX, Yannick	LW	6-1	187	Left	St. Hipolyte, Quebec	2-22-93	St. Louis (NHL)	43	4	2	6	79
73	WANNSTROM, Sebastian	RW	6-0	183	Right	Gavle, Sweden	3-3-91	Orlando (ECHL)	13	6	3	9	34

### DEFENSEMEN

#	PLAYER	Pos	HT	WT	SH	Birthplace	Birthdate	12/13 Club(s)/League(s)	GP	G	A	PTS	PIM
19	BOUWMEESTER, Jay	D	6-4	212	Left	Edmonton, Alberta	9-27-83	Dallas (NHL)	30	4	18	22	4
43	CHORNEY, Taylor	D	6-0	196	Left	Thunder Bay, Ontario	4-27-87	Vancouver (NHL)	12	3	6	2	2
28	COLE, Ian	D	6-1	220	Left	Ann Arbor, Michigan	2-21-89	St. Louis (NHL)	45	7	6	13	4
62	EDMUNDSON, Joel	D	6-4	200	Right	Brandon, Manitoba	6-28-93	Peoria (AHL)	33	9	10	19	14
49	FAIRCHILD, Cade	D	5-11	190	Left	Duluth, Minnesota	1-15-89	Peoria (AHL)	62	4	8	12	23
51	HAKANPAA, Jani	D	6-5	218	Right	Kirkkonummi, Finland	3-31-92	Evansville (ECHL)	3	3	2	5	2
5	JACKMAN, Barret	D	6-0	210	Left	Trail, B.C.	3-5-81	St. Louis (NHL)	48	8	11	19	35
33	LEOPOLD, Jordan	D	6-1	206	Left	Golden Valley, Minnesota	8-3-80	Slavia Praha (Czech)	27	10	15	25	8
								St. Louis (NHL)	40	8	19	27	14
								Modo (SEL)	20	8	15	23	28
								St. Louis (NHL)	48	18	8	36	40
								Crimmitschau (GER-2)	15	6	14	20	24
								St. Louis (NHL)	38	8	11	19	10
								St. Petersburg SKA (KHL)	31	14	18	32	8
								Saint John (QMJHL)	35	16	21	37	75
								Blainville-Broisbriand (QMJHL)	6	1	3	4	6
								Moncton (QMJHL)	65	34	39	73	102
								Peoria (AHL)	8	2	1	3	0
								Peoria (AHL)	16	1	2	3	4
								Evansville (ECHL)	14	6	1	7	12
								Brynäs IF (SEL)	9	0	0	0	8

## 2013-2014 TRAINING CAMP ROSTER

47	BERG, Evan	D	6-0	191	Left	Forestburg, Alberta	2-16-88	Syracuse (AHL)	56	0	9	9	20
46	POLAK, Roman	D	6-1	225	Right	Ostrava, Czech Republic	4-28-86	St. Louis (NHL)	48	1	5	6	48
59	PONICH, Brett	D	6-7	225	Left	Edmonton, Alberta	2-22-91	Vitkovice (Czech)	22	2	6	8	79
55	REGNER, Brent	D	6-0	190	Right	Westlock, Alberta	5-17-89	Peoria (AHL)	26	0	0	0	38
22	SHATTENKIRK, Kevin	D	5-11	193	Right	New Rochelle, New York	1-29-89	Evansville (ECHL)	13	1	2	3	26
58	SHIELDS, David	D	6-3	218	Right	Buffalo, New York	1-27-91	Alaska (ECHL)	5	0	0	0	11
64	WALTERS, Nicholas	D	6-2	187	Left	Edmonton, Alberta	4-11-94	Peoria (AHL)	66	3	15	18	22
6	WHITNEY, Ryan	D	6-4	210	Left	Boston, Massachusetts	2-19-83	Chicago (AHL)	7	0	1	1	7
								Evansville (ECHL)	2	1	0	1	0
								St. Louis (NHL)	48	5	18	23	20
								TPS Turku (SM-Liiga)	12	2	4	6	22
								Peoria (AHL)	59	0	5	5	41
								Everett (WHL)	35	1	9	10	70
								Brandon (WHL)	29	0	9	9	36
								Peoria (AHL)	4	0	0	0	0
								Edmonton (NHL)	34	4	9	13	23

### GOALTENDERS

#	PLAYER	HT	WT	Catches	Birthplace	Birthdate	12/13 Club(s)/League(s)	GP	MIN	GA	GAA	W-L-O/T	SV%
34	ALLEN, Jake	6-2	190	Left	Fredericton, NB	8-7-90	Peoria (AHL)	35	2054	99	2.89	13-19-2	.904
30	BINNINGTON, Jordan	6-2	160	Right	Richmond Hill, Ontario	7-11-93	St. Louis (NHL)	15	804	33	2.46	9-4-0	.905
1	ELLIOTT, Brian	6-2	198	Left	Newmarket, Ontario	4-9-85	Owen Sound (OHL)	50	3011	109	2.17	32-12-6	.932
41	HALAK, Jaroslav	5-11	179	Left	Bratislava, Slovakia	5-13-85	St. Louis (NHL)	24	1292	49	2.28	14-8-1	.907
60	TREMBLAY, Francois	6-2	194	Left	Baie-Comeau, Quebec	8-29-94	Peoria (AHL)	2	119	3	1.51	1-1-0	.946
							St. Louis (NHL)	16	813	29	2.14	6-5-1	.899
							Lausitzer (GER-2)	1	65	1	0.92	1-0-0	.000
							Val d'Or Foreurs (QMJHL)	46	2546	145	3.42	22-16-3	.894

## HOW THE BLUES TRAINING CAMP WAS BUILT

G Jake Allen	Second round selection, 34th overall, in 2008 Entry Draft
F Sergei Andronov	Third round selection, 78th overall, in 2009 Entry Draft
F Keith Aucoin	Signed as a free agent on July 5, 2013
F David Backes	Second round selection, 62nd overall, in 2003 Entry Draft
F Cody Beach	Fifth round selection, 134th overall, in 2010 Entry Draft
F Patrik Berglund	First round selection, 25th overall, in 2006 Entry Draft
G Jordan Binnington	Third round selection, 88th overall, in 2011 Entry Draft
F Alexandre Bolduc	Signed as a free agent on July 5, 2013
D Jay Bouwmeester	Acquired from Calgary in exchange for Mark Cundari, the rights to Reto Berra and a conditional first round (Emile Poirier) and fourth round draft pick in 2013
F Pat Cannone	Acquired from Ottawa for future considerations on July 8, 2013
F William Carrier	Second round selection, 57th overall, in 2013 Entry Draft
D Taylor Chorney	Signed as a free agent on July 23, 2012
D Ian Cole	First round selection, 18th overall, in 2007 Entry Draft
F Adam Cracknell	Signed as a free agent on July 23, 2009
F Jacob Doty	Amateur Tryout Basis
D Joel Edmundson	Second round selection, 46th overall, in 2011 Entry Draft
G Brian Elliott	Signed as a free agent on July 1, 2011
D Cade Fairchild	Fourth round selection, 96th overall, in 2007 Entry Draft
D Jani Hakanpaa	Fourth round selection, 104th overall, in 2010 Entry Draft
G Jaroslav Halak	Acquired from Montreal in exchange for Lars Eller and Ian Schultz on June 17, 2010
F Christian Hanson	Signed as a free agent on Aug. 22, 2013
F Samuel Henley	Amateur Tryout Basis



## HOW THE BLUES TRAINING CAMP WAS BUILT

D Barret Jackman	First round selection, 17th overall, in 1999 Entry Draft
F Dmitrij Jaskin	Second round selection, 41st overall, in 2011 Entry Draft
F Maxim Lapierre	Signed as a free agent on July 5, 2013
D Jordan Leopold	Acquired from Buffalo in exchange for a second round pick (Justin Bailey) and a conditional fifth round pick (Anthony Florentino) in 2013
F Corey Locke	Non-roster invitee
F Mark Mancari	Signed as a free agent on July 5, 2013
D Evan Oberg	Non-roster invitee
F T.J. Oshie	First round selection, 24th overall, in 2005 Entry Draft
F Magnus Paajarvi	Acquired along with a second round draft pick in 2014 from Edmonton in exchange for David Perron on July 10, 2013
F Zach Pochiro	Fourth round selection, 112th overall, in 2013 Entry Draft
D Roman Polak	Sixth round selection, 180th overall, in 2004 Entry Draft
D Brett Ponich	Second round selection, 48th overall, in 2009 Entry Draft
F Chris Porter	Signed as a free agent on August 21, 2007
F Ty Rattie	Second round selection, 32nd overall, in 2011 Entry Draft
F Ryan Reaves	Fifth round selection, 156th overall, in 2005 Entry Draft
D Brent Regner	Non-roster invitee
F Derek Roy	Signed as a free agent on July 11, 2013
F Jaden Schwartz	First round selection, 14th overall, in 2010 Entry Draft
D Kevin Shattenkirk	Acquired from Colorado along with Chris Stewart and a 2011 conditional second draft choice (Ty Rattie) in exchange for Erik Johnson, Jay McClement and a 2011 conditional first round draft choice (Duncan Siemens)
F Tyler Shattock	Fourth round selection, 108th overall, in 2009 Entry Draft
D David Shields	Sixth round selection, 168th overall, in 2009 Entry Draft
F Chris Stewart	Acquired from Colorado along with Chris Stewart and a 2011 conditional second draft choice (Ty Rattie) in exchange for Erik Johnson, Jay McClement and a 2011 conditional first round draft choice (Duncan Siemens).
F Vladimir Sobotka	Signed as a free agent on July 1, 2010
F Alex Steen	Acquired from Toronto along with Carlo Colaiacovo in exchange for Lee Stempniak on November 24, 2008
F Vladimir Tarasenko	First round selection, 16th overall, in 2010 Entry Draft
F Ryan Tesink	Sixth round selection, 162nd overall, in 2011 Entry Draft
G Francois Tremblay	Fifth round selection, 146th overall, in 2012 Entry Draft
F Yannick Veilleux	Fourth round selection, 102nd overall, in 2011 Entry Draft
D Nicholas Walters	Fourth round selection, 116th overall, in 2012 Entry Draft
F Sebastian Wanstrom	Second round selection, 44th overall, in 2010 Entry Draft
D Ryan Whitney	Pro Tryout Basis



WESTERN CONFERENCE, MIDWEST DIVISION – 13TH SEASON

CHICAGO WOLVES

www.chicagowolves.com

f /chicagowolveshockey

t @chicago\_wolves



**Don Levin**  
Chairman of the Board



**Wendell Young**  
General Manager



**John Anderson**  
Head Coach



**St. Louis Blues**  
NHL Affiliate

## PERSONNEL

Chairman of the Board/Governor .....	Don Levin
Vice Chairman .....	William Buddy Meyers
Directors .....	Seth Gold, Irwin Jann
Senior Executive Vice President .....	Wayne Messmer
President of Business Operations .....	Mike Gordon
General Manager .....	Wendell Young
Assistant General Manager .....	Bill Bentley
Senior Advisor/Director of Hockey Operations .....	Gene Ubricco
Head Coach .....	Scott Arniel
Assistant Coach .....	Dave Allison
Assistant Coach .....	Scott Allen
Head Athletic Trainer .....	Kevin Kacer, A.T.C.
Head Equipment Manager .....	Craig Kogut
Skating and Skills Coach .....	Kenny McCudden
Goaltending Coach .....	Stan Dubicki
Strength and Conditioning Coach .....	Rob Rossmis
Hockey Operations .....	Mike Nardella
Hockey Operations Assistant .....	Norine Gillner
Director of Public Relations .....	Lindsey Willhite
Assistant Director of Media Relations .....	Justin Skelnik
Play-by-Play Broadcaster .....	Jason Shaver
Color Analyst .....	Bill Gardner
Executive Television Producer .....	Ron Storto
Television Production Manager .....	Sarah Drahelm
Vice President of Partnerships .....	Jon Sata
Partnerships Client Services Manager .....	Kendele Carney
Partnerships Client Services Coordinator .....	Kristen Keane
Partnerships Sales Executives .....	Mark Iralson, Greg Sprott, Dan Zarzynski

Senior Executive Director of Ticket Sales .....	Kevin Dooley
Executive Director of Ticket Sales and Services .....	Eric Zavilla
Director of Ticket Sales and Services .....	Jackie Schroeder
Director of Program Development .....	Stefanie Starck
Ticket Sales and Services Coordinator .....	Aaron Holz
Account Executives .....	Art Antram, Mike Elliott, Greg Hendle
Account Representatives .....	Matt Agase, Anthony Krzyzak
Senior Vice President of Operations .....	Courtney Mahoney
Director of Operations .....	Bryan Campion
Operations Manager .....	Dan Harris
Community Relations Coordinator .....	Becky Jarosch
Graphic Designers .....	Imran Javed, Troy Mueller

## TEAM INFORMATION

Club Colors .....	Burgundy, Gold, Black and White
Seating Capacity .....	16,692
Ticket Prices .....	\$11-\$50
Attendance Records .....	Game: 16,607 – 2/25/06 vs. Cleveland
Season: 368,390 – 2004-05	Average: 9,209 – 2004-05
Press Box Location .....	South End, Second Level
Flagship TV .....	Comcast Network 100 on Xfinity TV from Comcast
Time Zone .....	Central (EST -1)

## Chicago Wolves

Business:	Hockey:
2301 Ravine Way	1685 W. Higgins Rd., Ste. 200
Glenview, IL 60025	Hoffman Estates, IL 60169
Phone: (847) 724-4625	Phone: (847) 730-2700
Fax: (847) 724-1652	Fax: (847) 885-4881

## MEDIA DIRECTORY

## NEWSPAPER/WIRE

Chicago Tribune • 435 N. Michigan Ave., Chicago, IL 60611 • Phone (312) 222-3232 • Contact: Mike Kellams • www.chicagotribune.com  
 Chicago Sun-Times • 350 N. Orleans St., Chicago, IL 60654 • Phone (312) 321-3000 • Contact: Chris DeLuca • www.suntimes.com  
 Daily Herald • P.O. Box 280, Arlington Heights, IL 60006 • Phone (847) 427-4300 • Contact: Tom Quinlan • www.dailyherald.com  
 SouthtownStar • 6901 W. 159th St., Tinley Park, IL 60477 • Phone (708) 633-6700 • Contact: Phil Arvia • www.southtownstar.com  
 Northwest Herald • P.O. Box 250, Crystal Lake, IL 60039 • Phone (815) 459-4040 • Contact: Jon Styf • www.northwestherald.com  
 Associated Press • 10 S. Wacker Dr., Suite 2300, Chicago, IL 60606 • Phone (312) 781-0500 • Contact: John Dowling • www.ap.org

## TELEVISION

WBBM Channel 2 (CBS) • 22 W. Washington St., Chicago, IL 60602 • Phone (312) 899-2330 • Contact: Krista Ruch  
 WMAQ Channel 5 (NBC) • 454 N. Columbus, Chicago, IL 60611 • Phone (312) 836-5665 • Contact: Geoff Gluck  
 WLS Channel 7 (ABC) • 190 N. State St., Chicago, IL 60601 • Phone (312) 750-7108 • Contact: Larry Snyder  
 WGN Channel 9 • 2501 W. Bradley, Chicago, IL 60618 • Phone (773) 883-3325 • Contact: Joel Liberator  
 WFLD Channel 32 (FOX) • 205 N. Michigan Ave., Chicago, IL 60601 • Phone (312) 565-5532 • Contact: John Eskra  
 Comcast SportsNet • 350 N. Orleans St., Suite S1-100, Chicago, IL 60654 • Phone (312) 222-6080 • Contact: Tim Folke

## RADIO

WSCR 670 AM • 180 N. Stetson Ave., Suite 1250, Chicago, IL 60611 • Phone (312) 245-6000 • Contact: Brendan McCaffrey  
 ESPN Radio 1000 (WMPV) • 190 N. State Street, 7th floor, Chicago, IL 60601 • Phone (312) 980-1000 • Contact: Adam Delevitt  
 WBBM 780 AM • Two Prudential Plaza, Suite 1178, Chicago, IL 60601 • Phone (312) 297-7847 • Contact: Josh Liss  
 WGN 720 AM • 435 North Michigan, Chicago, IL 60611 • Phone (312) 222-5094 • Contact: Dave Eanet  
 Shadow Broadcasting Services • 161 North Clark Street, 13th Floor, Chicago, IL 60601 • Phone (312) 705-1735







**John Anderson**  
Head Coach

John Anderson enters his 12th season as Wolves head coach after being re-hired to the position on July 16, 2013.

Anderson returns to the Wolves with four years of National Hockey League experience, which includes two years as head coach of the Atlanta Thrashers from 2008-10. He most recently served as an assistant coach with the Phoenix Coyotes from 2011-13.

The 56-year-old has guided the Wolves to four championships during his first tenure with the wolves – the Calder Cup in 2002 and 2008 and the Turner Cup in 1998 and 2000. He is the team's all-time leader in wins (506) and postseason victories (105).

Under his leadership, the Wolves have set several team records, including 55 wins (1997-98), 114 points (1999-2000), 29 home wins (1997-98; 1998-99), 27 road wins (1999-2000; 2006-07) and 331 goals (2006-07).

Prior to joining the Wolves, Anderson captured the Colonial Cup as head coach of the Quad City Mallards of the Colonial Hockey League. He began his coaching career with the Winston-Salem Mammoths in 1995-96, leading them to the Southern Hockey League Finals and a 30-23-1 regular-season record.

Toronto's first pick (11th overall) in the 1977 amateur draft, Anderson played 12 seasons in the National Hockey League with the Maple Leafs (1977-85), Quebec Nordiques (1985-86), and Hartford Whalers (1986-89). The Toronto native registered five 30-goal campaigns in the NHL, including four straight from 1981-85. Anderson's most productive offensive season came in 1982-83, when he paced Toronto with 80 points (31G, 49A) in 80 games.

Currently Anderson ranks 14th in Maple Leafs history with 189 goals and 20th with 393 points. Overall, he amassed 282 goals and 631 points in 814 career NHL games, along with nine goals and 27 points in 37 career Stanley Cup Playoff contests.

Anderson played three years in the International Hockey League with the Fort Wayne Komets (1990-91) and San Diego Gulls (1992-94). As a player/assistant coach with the Gulls, he helped propel the club to an IHL-record 62 wins and a berth in the 1993 Turner Cup Finals. Two years earlier, he tallied 40 goals and 83 points in 63 games to help the Komets reach the 1991 Turner Cup Finals.

With the American Hockey League's New Haven Nighthawks in 1991-91, Anderson became the oldest player to win the league's Most Valuable Player award at age 35. That season, he notched 41 goals and 95 points in 68 games, while capturing the AHL's Sportsmanship Award and earning a spot on the AHL First All-Star Team.



**Dave Allison**  
Assistant Coach

Dave Allison enters his first season with the Wolves after being named assistant coach on July 16, 2013. He brings 18 years of professional coaching experience to Chicago.

Allison most recently served as head coach of the American Hockey League's Peoria Rivermen, where lead the team to a 33-35-5-3 record in 2012-13.

Prior to joining the Rivermen, the 54-year-old spent time as a scout with the a part of the player development team with the Colorado Avalanche.

Pittsburgh Penguins he worked as

Allison has accumulated a 232-214-25-28 mark during his seven seasons and 499 games as an AHL head coach with Peoria (2012-13), Iowa (2005-08), Milwaukee (2001-02), and Prince Edward Island (1994-96).

The Fort Francis, Ontario, native also had a 25-game stint as the interim head coach of the NHL's Ottawa Senators during the 1995-96 season.

Allison enjoyed a 10-year professional career as a defenseman in the AHL, IHL, and in the NHL. He amassed 119 assists, 144 points, and 1,473 penalty minutes in 452 career AHL games with Nova Scotia, Sherbrooke, Newmarket, and Halifax spanning eight seasons from 1979 to 1985 and 1987-89. He skated in three NHL games with Montreal during the 1983-84 campaign.



**Scott Allen**  
Assistant Coach

Scott Allen enters his first season with the Wolves after being named assistant coach on July 16, 2013. He brings 17 years of professional coaching experience to Chicago.

Allison most recently served as Dave Allison's assistant with the Peoria Rivermen during the 2012-13 campaign. Prior to joining Peoria, he spent three seasons in the National Hockey League as an assistant coach with the New York Islanders.

The 47-year-old entered the coaching ranks as an assistant coach with the ECHL's Johnstown Chiefs in 1996 and was promoted to head coach of the franchise halfway through the 1997-98 season. He would serve as the Chiefs head coach for four more years before moving to the American Hockey League in 2002.

Allen spent two seasons with the San Antonio Rampage (2002-04) where he split time as an assistant coach and then a head coach. He would then serve as an assistant coach in Lowell, Omaha, and Quad City from 2004-09.

The New Bedford, Mass., native spent 10 years as a player in professional hockey where the former center competed in the All American Hockey League, Atlantic Coast Hockey League, Colonial Hockey League, Central Hockey League and the ECHL.



## CHICAGO WOLVES 2012-2013 STATS

No.	PLAYER	POS	GP	G	A	PTS	+/-	PIM	PP	PPA	SHG
20	Darren Haydar	RW	71	20	37	57	12	58	4	15	0
29	Brett Sterling	LW	48	24	21	45	15	50	7	4	0
23	Bill Sweatt	LW	66	15	21	36	-1	12	6	7	1
28	Jon Matsumoto	C	65	15	18	33	-18	30	4	8	0
	WOR	C	60	14	18	32	-17	30	4	8	0
	CHI	C	5	1	0	1	-1	0	0	0	0
18	Jordan Schroeder	C	42	12	21	33	0	14	2	8	0
2	* Brad Hunt	D	65	4	29	33	2	22	2	13	0
10	Andrew Gordon	RW	54	19	13	32	-1	49	6	2	2
24	x Andrew Ebbett	C	37	11	21	32	10	10	5	7	0
13	Michael Davies	F	57	15	10	25	4	34	3	2	0
6	x Kevin Connauton	D	60	7	18	25	-12	59	2	8	0
22	* Darren Archibald	LW	55	12	10	22	3	47	5	4	0
7	Dannt Groulx	D	45	6	16	22	-1	28	3	8	0
	WOR	D	33	4	12	16	4	24	3	5	0
	CHI	D	13	2	4	6	-5	4	0	3	0
32	x Zack Kassian	RW	29	8	13	21	-3	61	2	6	0
25	Mark Matheson	D	67	6	15	21	10	8	1	1	0
6	Brent Regner	D	73	3	16	19	5	29	1	3	1
	PEO	D	66	3	15	18	4	22	1	3	1
	CHI	D	7	0	1	1	1	7	0	0	0
15	Anton Rodin	F	49	4	10	14	-11	22	0	5	0
8	* Eric Kattelus	F	39	3	10	13	9	26	3	1	0
9	x Steve Pinizzotto	C	24	4	8	12	-5	29	0	0	0
17	x Nathan Longpre	F	53	4	8	12	-9	23	0	1	1
12	x Chris Tanev	D	29	2	10	12	4	6	0	3	0
12	Jim Vandermeer	D	34	5	5	10	7	66	1	1	0
7	x Derek Joslin	D	53	2	8	10	-7	40	0	1	0
21	Guillaume Desbiens	RW	52	4	4	8	-8	118	0	0	1
27	Adam Polasek	D	24	1	7	8	8	27	0	1	0
5	Peter Andersson	D	42	1	7	8	0	16	0	1	0
28	x Stefan Schneider	F	32	2	5	7	-9	12	1	1	0
14	Tim Miller	F	56	2	4	6	-10	73	0	0	0
32	Devin DiDionete	LW	23	2	3	5	1	57	0	0	0
26	* Alex Friesen	C	42	1	4	5	4	22	0	1	0
36	* Nicklas Jensen	D	20	2	2	4	-9	8	2	0	0
38	* Jeremie Blain	D	25	0	4	4	-5	40	0	0	0
3	x Zach Miskovic	D	15	2	1	3	2	9	0	0	0
9	* Ludwig Blomstrand	LW	8	1	1	2	0	2	0	0	0
4	*x Frank Corrado	D	3	0	2	2	0	0	0	1	0
15	Yann Sauve	D	17	0	2	2	2	10	0	0	0
7	x Trent Daavettila	D	1	0	1	1	1	0	0	0	0
43	x John Negrin	D	1	0	1	1	3	0	0	0	0
37	*x Jeremy Price	D	5	0	1	1	-1	4	0	0	0
41	* Alex Mallet	C	18	0	1	1	-4	7	0	0	0
37	* Taylor Matson	C	2	0	0	0	0	0	0	0	0
40	Patrick Mullen	D	2	0	0	0	0	0	0	0	0
17	* Alexandre Grenier	RW	4	0	0	0	-1	2	0	0	0
36	*x Kenton Miller	C	6	0	0	0	1	2	0	0	0
31	Eddie Lack	G	13	0	0	0	0	0	0	0	0
39	* Kellan Lain	F	13	0	0	0	-3	6	0	0	0
35	* Joe Cannata	G	14	0	0	0	0	0	0	0	0
33	Matt Climie	G	53	0	0	0	0	6	0	0	0
	BENCH		76	6				14			
	TOTALS		76	204	343	541	-5	1090	51	97	5
No.	GOALIE	GP	MINS	W	L	SOL	SO	EN	GA	GAA	SV%
33	Matt Climie	53	3093:51:00	24	25	3	6	5	125	2.24	0.921
35	* Joe Cannata	14	746:55:00	6	6	0	0	2	33	2.65	0.912
31	Eddie Lack	13	759:52:00	7	4	1	1	0	38	3	0.899
	Empty Net		24:13:00						7		
	TOTALS	76	4624:51:00	37	35	4	7	7	203	2.63	0.913

x - inactive, \*- rookie



## CHICAGO WOLVES 2013-2014 SCHEDULE

Day	Date	Time	Opponent
-----	------	------	----------

## OCTOBER

Fri	Oct. 4	7:30 p.m.	at San Antonio
Sat	Oct. 5	7 p.m.	at Texas
Sat	Oct. 12	7 p.m.	San Antonio
Sun	Oct. 13	3 p.m.	San Antonio
Fri	Oct. 18	7:30 p.m.	Rockford
Sat	Oct. 19	7 p.m.	at Milwaukee
Thu	Oct. 24	7 p.m.	at Iowa
Sat	Oct. 26	7 p.m.	Grand Rapids
Sun	Oct. 27	3 p.m.	Charlotte

## NOVEMBER

Fri	Nov. 1	7 p.m.	at Oklahoma City
Sat	Nov. 2	7 p.m.	at Oklahoma City
Thu	Nov. 7	6 p.m.	at Charlotte
Sat	Nov. 9	6 p.m.	at Charlotte
Wed	Nov. 13	7 p.m.	at Iowa
Fri	Nov. 15	7 p.m.	at Milwaukee
Sat	Nov. 16	7 p.m.	Grand Rapids
Fri	Nov. 22	7 p.m.	at Milwaukee
Sat	Nov. 23	7 p.m.	Grand Rapids
Wed	Nov. 27	7 p.m.	Iowa
Fri	Nov. 29	7:30 p.m.	Rockford
Sat	Nov. 30	7 p.m.	at Rockford

## DECEMBER

Sat	Dec. 7	7 p.m.	Oklahoma City
Sun	Dec. 8	3 p.m.	Oklahoma City
Wed	Dec. 11	6 p.m.	at Grand Rapids
Fri	Dec. 13	7:30 p.m.	at Texas
Sat	Dec. 14	7 p.m.	at San Antonio
Wed	Dec. 18	11 a.m.	Hamilton
Sat	Dec. 21	7 p.m.	Grand Rapids
Sun	Dec. 22	4 p.m.	Milwaukee
Fri	Dec. 27	6:30 p.m.	at Lake Erie
Sat	Dec. 28	12 p.m.	at Lake Erie
Sun	Dec. 29	4 p.m.	Charlotte

## JANUARY

Fri	Jan. 3	6 p.m.	at Grand Rapids
Sat	Jan. 4	7 p.m.	Iowa
Sun	Jan. 5	3 p.m.	Rockford
Sat	Jan. 11	7 p.m.	at Milwaukee
Wed	Jan. 15	6 p.m.	at Grand Rapids
Fri	Jan. 17	7:30 p.m.	Toronto
Sat	Jan. 18	7 p.m.	Rockford
Tue	Jan. 21	6 p.m.	at Utica

Day	Date	Time	Opponent
-----	------	------	----------

Sat	Jan. 25	2 p.m.	at Toronto
Sun	Jan. 26	2 p.m.	at Hamilton
Wed	Jan. 29	6 p.m.	at Rochester
Fri	Jan. 31	6 p.m.	at Grand Rapids

## FEBRUARY

Sat	Feb. 1	7 p.m.	Iowa
Tue	Feb. 4	11 a.m.	Utica
Fri	Feb. 7	7 p.m.	at Iowa
Sun	Feb. 9	5 p.m.	at Milwaukee
Fri	Feb. 14	7 p.m.	at Rockford
Sat	Feb. 15	7 p.m.	Milwaukee
Sun	Feb. 16	3 p.m.	Milwaukee
Fri	Feb. 21	7 p.m.	at Rockford
Sat	Feb. 22	7 p.m.	Abbotsford
Sun	Feb. 23	3 p.m.	Abbotsford
Fri	Feb. 28	7:30 p.m.	Rochester

## MARCH

Sun	Mar. 2	3 p.m.	Iowa
Wed	Mar. 5	6 p.m.	at Grand Rapids
Sat	Mar. 8	9 p.m.	at Abbotsford
Sun	Mar. 9	6 p.m.	at Abbotsford
Sat	Mar. 15	7 p.m.	Texas
Sun	Mar. 16	3 p.m.	Texas
Fri	Mar. 21	7:30 p.m.	Rockford
Sat	Mar. 22	7 p.m.	at Rockford
Sun	Mar. 23	3 p.m.	Grand Rapids
Wed	Mar. 26	7 p.m.	Lake Erie
Sat	Mar. 29	7 p.m.	Lake Erie
Sun	Mar. 30	4 p.m.	at Rockford

## APRIL

Tue	Apr. 1	7 p.m.	Milwaukee
Sat	Apr. 5	7 p.m.	Milwaukee
Sun	Apr. 6	3 p.m.	Iowa
Fri	Apr. 11	7 p.m.	at Iowa
Sat	Apr. 12	7 p.m.	at Milwaukee
Sun	Apr. 13	3 p.m.	Rockford
Wed	Apr. 16	7 p.m.	at Iowa
Fri	Apr. 18	7 p.m.	at Rockford
Sat	Apr. 19	7 p.m.	Milwaukee

## KALAMAZOO WINGS

3620 VANRICK DRIVE  
KALAMAZOO, MI 49001

**PHONE:** (269) 349-9772

**FAX:** (269) 349-6584

**Website:**  
www.kwings.com

**Arena:** Wings Stadium

**Capacity:** 5,113



General Manager/Alternate Governor  
Director of Hockey Operations/Head Coach  
Assistant Coach  
Director of Public Relations/Broadcasting  
Administrative Assistant  
Game Operations Manager  
Mascot/Community Relations Coordinator  
Senior Sales Manager  
Sales Coordinator  
Sales Manager  
Ticket Sales Rep  
Ticket Sales Rep  
Ticket Sales Rep  
Ticket Sales Rep  
Marketing Assistant  
Flagship Radio Station

Jim Burlew  
Nick Bootland  
Colin Chauk  
Mike Modugno  
Missy Tyler  
Allison Krafft  
Brandon Nelson  
Chuck Gower  
Keli Ekola  
Dan Smith  
Adam Grumbir  
TJ Hogan  
Katelyn McLean  
Ryan Stankus  
Emily Wiegand  
WZUU 92.5

## KALAMAZOO K-WINGS

### 2012 - 13 STATISTICS

No.	PLAYER	POS	GP	G	A	PTS	+/-	PIM	PPG	SHG	GWG	EN	SOG	SGW	SH	SH%
7	Aaron Clarke	LW	72	19	37	56	-2	59	2	1	6	0	0	0	159	12.0
9	John Armstrong	F	48	12	32	44	-6	45	3	0	3	0	1	0	149	8.1
11	Brett Lysak	C	60	19	23	42	0	28	4	0	1	0	1	0	129	14.7
20	Nick Sirota	F	69	22	19	41	-13	95	4	3	2	1	3	2	173	12.7
8	Sam Florek	D	62	9	28	37	1	44	6	0	1	1	1	1	177	5.1
33	Kory Karlander	C	58	11	25	36	-8	44	2	0	2	0	2	0	109	10.1
24	Elgin Reid	D	63	10	23	33	0	41	3	1	1	0	0	0	165	6.1
15	x Eric Kattelus	F	34	13	19	32	2	35	5	1	2	0	2	2	75	17.3
5	* Alexandre Grenier	RW	37	10	21	31	2	51	2	0	0	0	2	1	90	11.1
27	* Alexandre Mallet	LW	44	10	19	29	1	48	3	0	1	0	1	0	95	10.5
44	Mitch Versteeg (total)	D	55	8	14	22	-6	60	3	0	1	0	0	0	82	9.8
	TRE	D	11	1	4	5	0	13	0	0	0	0	0	0	13	7.7
	KAL	D	44	7	10	17	-6	47	3	0	1	0	0	0	69	10.1
26	Yann Sauve	D	32	10	9	19	2	40	1	0	4	0	0	0	74	13.5
21	Dustin Cloutier	RW	59	8	10	18	-15	21	0	1	0	0	0	0	110	7.3
19	Tyler Shelast (total)	RW	55	7	6	13	0	21	2	0	0	0	0	0	61	11.5
	EVN	RW	14	1	0	1	-4	9	1	0	0	0	0	0	16	6.3
	KAL	RW	41	6	6	12	4	12	1	0	0	0	0	0	45	13.3
25	x Darren Archibald	LW	18	6	7	13	6	29	4	0	1	0	0	0	65	9.2
16	Joe Charlebois	D	56	4	7	11	-8	58	0	0	1	0	0	0	59	6.8
13	Steven Anthony	F	41	3	8	11	-6	10	0	0	0	0	0	0	42	7.1
93	* Wesley Myron	F	17	2	7	9	-5	8	1	0	0	0	0	0	18	11.1
17	x John Negrin	D	44	2	7	9	-2	37	0	0	0	0	0	0	56	3.6
3	x Adam Polasek	D	34	4	4	8	1	37	0	0	0	0	0	0	37	10.8
2	x Mike Matczak	D	23	1	5	6	-3	12	1	0	0	0	0	0	36	2.8
4	Kyle Page	D	42	2	3	5	2	4	0	0	0	0	0	0	54	3.7
10	* Alex Friesen	C	10	0	4	4	-2	2	0	0	0	0	0	0	14	0.0
12	x Jeff Pierce	RW	22	2	1	3	-6	4	1	0	1	0	0	0	42	4.8
93	x Justin Taylor	F	11	0	3	3	-3	17	0	0	0	0	1	1	19	0.0
10	x Brian Bicek	F	8	1	1	2	-2	8	0	0	0	0	0	0	18	5.6
28	x Stefan Schneider	F	8	1	1	2	-4	9	0	0	0	0	0	0	11	9.1
18	x John Kivisto (total)	D	8	0	2	2	0	2	0	0	0	0	0	0	7	0.0
	KAL	D	8	0	2	2	0	2	0	0	0	0	0	0	7	0.0
12	x Michael Davies	RW	2	1	0	1	0	0	0	0	0	0	1	0	7	14.3
25	*x Paul Kirtland	F	4	1	0	1	1	0	0	0	0	0	0	0	3	33.3
14	x John May	LW	6	1	0	1	0	0	0	0	0	0	0	0	9	11.1
10	x Prab Rai	F	7	1	0	1	-1	2	0	0	0	0	0	0	27	3.7
23	x Dwight Helminen	F	3	0	1	1	0	2	0	0	0	0	0	0	6	0.0
25	*x Jonathan Higgins	F	3	0	1	1	1	2	0	0	0	0	0	0	5	0.0
12	* Michael Leone	F	3	0	1	1	2	5	0	0	0	0	0	0	2	0.0
14	* Brandon Martell	D	3	0	1	1	1	4	0	0	0	0	0	0	7	0.0
35	*x Joe Cannata	G	7	0	1	1	0	0	0	0	0	0	0	0	0	0.0
6	x Harry Young (total)	D	37	0	1	1	-2	57	0	0	0	0	0	0	28	0.0
	TRE	D	4	0	0	0	3	5	0	0	0	0	0	0	6	0.0
	KAL	D	33	0	1	1	-5	52	0	0	0	0	0	0	22	0.0
49	Joel Martin	G	63	0	1	1	0	2	0	0	0	0	0	0	0	0.0
26	*x Leland Fidler	D	1	0	0	0	0	0	0	0	0	0	0	0	1	0.0
26	x Scott Matzka	F	1	0	0	0	0	0	0	0	0	0	0	0	1	0.0
30	*x Brooks Ostergard	G	1	0	0	0	0	0	0	0	0	0	0	0	0	0.0
93	x Jeremy Tucker	F	1	0	0	0	0	2	0	0	0	0	0	0	0	0.0
23	*x Cody Crichton	C	2	0	0	0	-3	0	0	0	0	0	0	0	0	0.0
25	*x Anthony Pisano (total)	D	3	0	0	0	0	0	0	0	0	0	0	0	0	0.0
	REA	D	1	0	0	0	0	0	0	0	0	0	0	0	0	0.0
	KAL	D	2	0	0	0	0	0	0	0	0	0	0	0	0	0.0
1	* Ryan Daniels	G	4	0	0	0	0	0	0	0	0	0	0	0	0	0.0
TOTALS			72	205	348	546	-74	952	46	7	27	2	15	7	2194	0.1

No.	GOALIE	GP	MIN	W	L	OTL	SOL	SO	EN	GA	GAA	SO%	SA	SVS	SV%
49	Joel Martin	63	3739	31	24	4	3	1	4	168	2.70	0.863	2219	2051	0.924
30	*x Brooks Ostergard	1	19	0	0	0	0	0	1	1	3.10	0.000	10	9	0.900
35	*x Joe Cannata	7	419	3	4	0	0	0	2	23	3.29	0.000	241	218	0.905
1	* Ryan Daniels	4	198	0	2	0	1	0	1	11	3.34	0.333	119	108	0.908
TOTALS		72	4375	34	30	4	4	1	8	211	2.88	0.833	2597	2386	0.919

x - inactive, \*- rookie





## 2013-2014 SCHEDULE

Day	Date	Time	Opponent
<b>OCTOBER</b>			
Wed	Oct. 9	7 p.m.	Toledo (Preseason)
Fri	Oct. 11	7:30 p.m.	Ft. Wayne (Preseason)
Sat	Oct. 12	7:15 p.m.	at Toledo (Preseason)
Sat	Oct. 19	7:15 p.m.	at Evansville
Sat	Oct. 26	7:30 p.m.	Evansville

**NOVEMBER**

Fri	Nov. 1	7:30 p.m.	Toledo
Sat	Nov. 2	7:15 p.m.	at Toledo
Sun	Nov. 3	3 p.m.	Cincinnati
Wed	Nov. 6	10:30 a.m.	Wheeling
Fri	Nov. 8	7:30 p.m.	Cincinnati
Fri	Nov. 15	7:30 p.m.	Reading
Sat	Nov. 16	7:30 p.m.	Cincinnati
Fri	Nov. 22	7:05 p.m.	at Elmira
Sat	Nov. 23	7:05 p.m.	at Elmira
Sun	Nov. 24	4:05 p.m.	at Elmira
Wed	Nov. 27	7:00 p.m.	Florida
Fri	Nov. 29	7:30 p.m.	Ft. Wayne
Sat	Nov. 30	7:30 p.m.	South Carolina

**DECEMBER**

Thu	Dec. 5	7 p.m.	at Greenville
Fri	Dec. 6	7:05 p.m.	at Gwinnett
Sat	Dec. 7	7 p.m.	at Greenville
Tue	Dec. 10	7:35 p.m.	at Cincinnati
Fri	Dec. 13	7:30 p.m.	Cincinnati
Sat	Dec. 14	7:30 p.m.	Ft. Wayne
Tue	Dec. 17	7:35 p.m.	at Cincinnati
Fri	Dec. 20	7:30 p.m.	Toledo
Sat	Dec. 21	7:30 p.m.	Toledo
Fri	Dec. 27	7:05 p.m.	at Reading
Sat	Dec. 28	7:05 p.m.	at Reading
Mon	Dec. 30	7:15 p.m.	at Toledo
Tue	Dec. 31	7:00 p.m.	Cincinnati

**JANUARY**

Fri	Jan. 3	7:30 p.m.	Cincinnati
Sat	Jan. 4	7:30 p.m.	Toledo
Sun	Jan. 5	5:05 p.m.	at Ft. Wayne
Fri	Jan. 10	7:35 p.m.	at Cincinnati
Sat	Jan. 11	7:30 p.m.	Ft. Wayne
Sun	Jan. 12	5:05 p.m.	at Ft. Wayne
Wed	Jan. 15	7:00 p.m.	Ft. Wayne

All Times Central

Day	Date	Time	Opponent
Fri	Jan. 17	7:30 p.m.	Gwinnett
Sat	Jan. 18	7:30 p.m.	Gwinnett
Mon	Jan. 20	1:05 p.m.	at Evansville
Fri	Jan. 24	7:30 p.m.	Reading
Sun	Jan. 26	3:00 p.m.	Reading
Wed	Jan. 29	7:05 p.m.	at Elmira
Fri	Jan. 30	7:00 p.m.	at Wheeling

**FEBRUARY**

Sat	Feb. 1	7:00 p.m.	at Wheeling
Wed	Feb. 5	7:00 p.m.	Elmira
Fri	Feb. 7	8:00 p.m.	at Ft. Wayne
Sat	Feb. 8	7:30 p.m.	Toledo
Sun	Feb. 9	5:05 p.m.	at Ft. Wayne
Fri	Feb. 14	7:30 p.m.	Toledo
Sat	Feb. 15	7:30 p.m.	Ft. Wayne
Mon	Feb. 17	2:05 p.m.	at Cincinnati
Sun	Feb. 23	3:00 p.m.	Orlando
Wed	Feb. 26	7:05 p.m.	at Ft. Wayne
Fri	Feb. 28	7:30 p.m.	at Orlando

**MARCH**

Sat	Mar. 1	7:00 p.m.	at Orlando
Sun	Mar. 2	3:00 p.m.	at Orlando
Fri	Mar. 7	7:30 p.m.	South Carolina
Sat	Mar. 8	7:30 p.m.	Ft. Wayne
Sun	Mar. 9	3:00 p.m.	Ft. Wayne
Fri	Mar. 14	7:15 p.m.	at Toledo
Sat	Mar. 15	7:15 p.m.	at Toledo
Mon	Mar. 17	7:00 p.m.	Orlando
Fri	Mar. 21	7:30 p.m.	Reading
Sat	Mar. 22	7:35 p.m.	at Ft. Wayne
Sun	Mar. 23	3:00 p.m.	Ft. Wayne
Sat	Mar. 29	7:30 p.m.	Toledo
Sun	Mar. 30	5:15 p.m.	at Toledo

**APRIL**

Wed	Apr. 2	7:05 p.m.	at Elmira
Fri	Apr. 5	7:05 p.m.	at Reading
Sat	Apr. 6	7:05 p.m.	at Reading
Wed	Apr. 9	7:35 p.m.	at Cincinnati
Fri	Apr. 11	7:15 p.m.	at Toledo
Sat	Apr. 12	7:30 p.m.	Evansville

## FINAL STANDINGS

## EASTERN CONFERENCE

## Atlantic Division

		GP	W	L	OT	GF	GA	PTS
Pittsburgh	(1)	48	36	12	0	165	119	72
NY Rangers	(6)	48	26	18	4	130	112	56
NY Islanders	(8)	48	24	17	7	139	139	55
Philadelphia	(10)	48	23	22	3	133	141	49
New Jersey	(11)	48	19	19	10	112	129	48

## Northeast Division

		GP	W	L	OT	GF	GA	PTS
Montreal	(2)	48	29	14	5	149	126	63
Boston	(4)	48	28	14	6	131	109	62
Toronto	(5)	48	26	17	5	145	133	57
Ottawa	(7)	48	25	17	6	116	104	56
Buffalo	(12)	48	21	21	6	125	143	48

## Southeast Division

		GP	W	L	OT	GF	GA	PTS
Washington	(3)	48	27	18	3	149	130	57
Winnipeg	(9)	48	24	21	3	128	144	51
Carolina	(13)	48	19	25	4	128	160	42
Tampa Bay	(14)	48	18	26	4	148	150	40
Florida	(15)	48	15	27	6	112	171	36

## WESTERN CONFERENCE

## Central Division

		GP	W	L	OT	GF	GA	PTS
Chicago	(1)	48	36	7	5	155	102	77
<b>St. Louis</b>	<b>(4)</b>	<b>48</b>	<b>29</b>	<b>17</b>	<b>2</b>	<b>129</b>	<b>115</b>	<b>60</b>
Detroit	(7)	48	24	16	8	124	115	56
Columbus	(9)	48	24	17	7	120	119	55
Nashville	(14)	48	16	23	9	111	139	41

## Northwest Division

		GP	W	L	OT	GF	GA	PTS
Vancouver	(3)	48	26	15	7	127	121	59
Minnesota	(8)	48	26	19	3	122	127	55
Edmonton	(12)	48	19	22	7	125	134	45
Calgary	(13)	48	19	25	4	128	160	42
Colorado	(15)	48	16	25	7	116	152	39

## Pacific Division

		GP	W	L	OT	GF	GA	PTS
Anaheim	(2)	48	30	12	6	140	118	66
Los Angeles	(5)	48	27	16	5	133	118	59
San Jose	(6)	48	25	16	7	124	116	57
Phoenix	(10)	48	21	18	9	125	131	51
Dallas	(11)	48	22	22	4	130	142	48

## TEAM STANDINGS BY CONFERENCE

## EASTERN CONFERENCE

	GP	W	L	OT	GF	GA	PTS
Pittsburgh	48	36	12	0	165	119	72
Montréal	48	29	14	5	149	126	63
Washington	48	27	18	3	149	130	57
Boston	48	28	14	6	131	109	62
Toronto	48	26	17	5	145	133	57
NY Rangers	48	26	18	4	130	112	56
Ottawa	48	25	17	6	116	104	56
NY Islanders	48	24	17	7	139	139	55
Winnipeg	48	24	21	3	128	144	51
Philadelphia	48	23	22	3	133	141	49
New Jersey	48	19	19	10	112	129	48
Buffalo	48	21	21	6	125	143	48
Carolina	48	19	25	4	128	160	42
Tampa Bay	48	18	26	4	148	150	40
Florida	48	15	27	6	112	171	36

## WESTERN CONFERENCE

	GP	W	L	OT	GF	GA	PTS
Chicago	48	36	7	5	155	102	77
Anaheim	48	30	12	6	140	118	66
Vancouver	48	26	15	7	127	121	59
<b>St. Louis</b>	<b>48</b>	<b>29</b>	<b>17</b>	<b>2</b>	<b>129</b>	<b>115</b>	<b>60</b>
Los Angeles	48	27	16	5	133	118	59
San Jose	48	25	16	7	124	116	57
Detroit	48	24	16	8	124	115	56
Minnesota	48	26	19	3	122	127	55
Columbus	48	24	17	7	120	119	55
Phoenix	48	21	18	9	125	131	51
Dallas	48	22	22	4	130	142	48
Edmonton	48	19	22	7	125	134	45
Calgary	48	19	25	4	128	160	42
Nashville	48	16	23	9	111	139	41
Colorado	48	16	25	7	116	152	39

## LEAGUE LEADERS

### NHL SCORING LEADERS

PLAYER	TEAM	GP	G	A	PTS	+/-	PIM	PP	SH	GW	S	PCTG
Martin St Louis	Tampa Bay	48	17	43	60	0	14	3	0	2	112	15.2
Steven Stamkos	Tampa Bay	48	29	28	57	-4	32	10	0	2	157	18.5
Alex Ovechkin	Washington	48	32	24	56	2	36	16	0	4	220	14.5
Sidney Crosby	Pittsburgh	36	15	41	56	26	16	3	0	1	124	12.1
Patrick Kane	Chicago	47	23	32	55	11	8	8	0	3	138	16.7
Eric Staal	Carolina	48	18	35	53	5	54	3	1	4	152	11.8
Chris Kunitz	Pittsburgh	48	22	30	52	30	39	9	0	5	113	19.5
Phil Kessel	Toronto	48	20	32	52	-3	18	6	0	4	161	12.4
Taylor Hall	Edmonton	45	16	34	50	5	33	4	0	4	154	10.4
Pavel Datsyuk	Detroit	47	15	34	49	21	14	8	0	6	107	14
Ryan Getzlaf	Anaheim	44	15	34	49	14	41	4	3	3	99	15.2
Mike Ribeiro	Washington	48	13	36	49	-4	53	6	0	1	63	20.6
Jonathan Toews	Chicago	47	23	25	48	28	27	2	2	5	143	16.1
Claude Giroux	Philadelphia	48	13	35	48	-7	22	6	1	2	137	9.5
Henrik Zetterberg	Detroit	46	11	37	48	2	18	4	2	5	173	6.4

### DEFENSEMEN SCORING LEADERS

PLAYER	TEAM	GP	G	A	PTS	+/-	PIM	PP	SH	GW	S	PCTG
P.K. Subban	Montreal	42	11	27	38	12	57	7	0	0	126	8.7
Kris Letang	Pittsburgh	35	5	33	38	16	8	1	0	1	95	5.3
Ryan Suter	Minnesota	48	4	28	32	2	24	3	0	1	91	4.4
Keith Yandle	Phoenix	48	10	20	30	4	54	5	0	3	130	7.7
Andrei Markov	Montreal	48	10	20	30	-9	14	8	0	4	79	12.7

### GOAL SCORING

PLAYER	TEAM	GP	G
Alex Ovechkin	Washington	48	32
Steven Stamkos	Tampa Bay	48	29
John Tavares	NY Islanders	48	28
Jeff Carter	Los Angeles	48	26
Patrick Kane	Chicago	47	23
Jonathan Toews	Chicago	47	23
Jiri Tlusty	Carolina	48	23
Chris Kunitz	Pittsburgh	48	22
Jakub Voracek	Philadelphia	48	22
Rick Nash	NY Rangers	44	21

### ASSISTS

PLAYER	TEAM	GP	A
Martin St Louis	Tampa Bay	48	43
Sidney Crosby	Pittsburgh	36	41
Nicklas Backstrom	Washington	48	40
Henrik Zetterberg	Detroit	46	37
Mike Ribeiro	Washington	48	36
Eric Staal	Carolina	48	35
Claude Giroux	Philadelphia	48	35
Taylor Hall	Edmonton	45	34
Pavel Datsyuk	Detroit	47	34
Ryan Getzlaf	Anaheim	44	34

### POWER PLAY GOALS

PLAYER	TEAM	GP	PPG
Alex Ovechkin	Washington	48	16
Steven Stamkos	Tampa Bay	48	10
Chris Kunitz	Pittsburgh	48	9
John Tavares	NY Islanders	48	9
James Neal	Pittsburgh	40	9

### SHORT HAND GOALS

PLAYER	TEAM	GP	SHG
Ilya Kovalchuk	New Jersey	37	4
Ryan Getzlaf	Anaheim	44	3
Gabriel Landeskog	Colorado	36	3
Jonathan Toews	Chicago	47	2
<b>Patrik Berglund</b>	<b>St. Louis</b>	<b>48</b>	<b>2</b>

\*Denotes Rookie

## LEAGUE LEADERS

### POWER PLAY ASSISTS

PLAYER	TEAM	GP	PPA
Mike Ribeiro	Washington	48	21
Henrik Zetterberg	Detroit	46	19
Joe Thornton	San Jose	48	19
P.K. Subban	Montreal	42	19
Martin St Louis	Tampa Bay	48	17

### SHORT HAND ASSISTS

PLAYER	TEAM	GP	SHA
Lee Stempniak	Calgary	47	4
Derek Stepan	NY Rangers	48	3
Pavel Datsyuk	Detroit	47	3
*Emerson Etem	Anaheim	38	2
<b>Jay Bouwmeester</b>	<b>Calgary/St. Louis</b>	<b>47</b>	<b>2</b>

### POWER PLAY POINTS

PLAYER	TEAM	GP	PPP
Mike Ribeiro	Washington	48	27
Alex Ovechkin	Washington	48	27
P.K. Subban	Montreal	42	26
Henrik Zetterberg	Detroit	46	23
Andrei Markov	Montreal	48	23

### SHORT HAND POINTS

PLAYER	TEAM	GP	SNP
Ilya Kovalchuk	New Jersey	37	4
Lee Stempniak	Calgary	47	4
Derek Stepan	NY Rangers	48	4
Gabriel Landeskog	Colorado	36	3
Jonathan Toews	Chicago	47	3

### GAME WINNING GOALS

PLAYER	TEAM	GP	GW
Jeff Carter	Los Angeles	48	8
James Neal	Pittsburgh	40	6
Pavel Datsyuk	Detroit	47	6
Marian Hossa	Chicago	40	6
Derek Stepan	NY Rangers	48	6

### SHOTS

PLAYER	TEAM	GP	S
Alex Ovechkin	Washington	48	220
Evander Kane	Winnipeg	48	190
Zach Parise	Minnesota	48	182
David Clarkson	New Jersey	48	180
Rick Nash	NY Rangers	44	176

### SHOOTING PERCENTAGE (MIN 82 SHOTS)

PLAYER	TEAM	GP	G	S	PCTG
<b>Patrik Berglund</b>	<b>St. Louis</b>	<b>48</b>	<b>17</b>	<b>74</b>	<b>23.0</b>
Gabriel Bourque	Nashville	34	11	50	22.0
Brenden Morrow	Pitt/Dallas	44	12	55	21.8
*Nail Yakupov	Edmonton	48	17	81	21.0
Mike Ribeiro	Washington	48	13	63	20.6

### PLUS/MINUS

PLAYER	TEAM	GP	+/-
Pascal Dupuis	Pittsburgh	48	31
Chris Kunitz	Pittsburgh	48	30
Jonathan Toews	Chicago	47	28
Sidney Crosby	Pittsburgh	36	26
Derek Stepan	NY Rangers	48	25

\*Denotes Rookie

## 2012-13 ST. LOUIS BLUES FINAL SCORING

POS	PLAYER	GP	G	A	PTS	PIM	+/-	SH	PP	GW	S	S%	TOI
RW	Chris Stewart	48	18	18	36	40	0	0	6	3	97	18.6	15:49
RW	David Backes	48	6	22	28	62	5	0	1	1	100	6.0	19:37
LW	Alexander Steen	40	8	19	27	14	5	0	3	3	129	6.2	19:00
C	Patrik Berglund	48	17	8	25	12	-2	2	5	3	74	23.0	16:50
LW	David Perron	48	10	15	25	44	0	0	2	2	84	11.9	18:00
D	Alex Pietrangelo	47	5	19	24	10	0	0	2	0	93	5.4	25:07
D	Kevin Shattenkirk	48	5	18	23	20	2	0	2	0	84	6.0	21:18
C	Andy McDonald	37	7	14	21	16	-2	0	1	2	86	8.1	17:15
C	T.J. Oshie	30	7	13	20	15	-5	1	2	1	65	10.8	19:06
C	Vladimir Sobotka	48	8	11	19	35	-4	0	1	2	69	11.6	15:27
RW	*Vladimir Tarasenko	38	8	11	19	10	1	0	3	1	75	10.7	13:25
C	*Jaden Schwartz	45	7	6	13	4	-4	0	0	1	50	14.0	12:28
D	Barret Jackman	46	3	9	12	39	6	0	0	0	39	7.7	19:19
C	Chris Porter	29	2	6	8	0	5	0	0	2	46	4.3	11:38
D	Jay Bouwmeester	14	1	6	7	6	5	0	0	0	24	4.2	23:24
D	Kris Russell	33	1	6	7	9	6	0	1	0	41	2.4	16:03
RW	Ryan Reaves	43	4	2	6	79	3	0	0	1	24	16.7	7:27
RW	Adam Cracknell	20	2	4	6	4	3	0	0	0	21	9.5	8:37
D	Roman Polak	48	1	5	6	48	-2	0	0	1	39	2.6	18:25
D	Wade Redden	23	2	3	5	11	-2	0	0	0	23	8.7	14:59
RW	Matt D'Agostini	16	1	1	2	2	-4	0	0	0	19	5.3	11:52
D	Jordan Leopold	15	0	2	2	0	-2	0	0	0	22	0.0	18:22
C	Scott Nichol	30	1	0	1	25	-2	0	0	1	13	7.7	9:47
D	Ian Cole	15	0	1	1	10	-4	0	0	0	10	0.0	17:45
RW	Jamie Langenbrunner	4	0	1	1	0	1	0	0	0	5	0.0	9:47
RW	*Dmitrij Jaskin	2	0	0	0	0	-1	0	0	0	2	0.0	7:30
C	Andrew Murray	1	0	0	0	0	0	0	0	0	2	0.0	7:49

## HOME AND ROAD SCORING

PLAYER	POS	HOME					ROAD					TOTAL				
		GP	G	A	P	+/-	GP	G	A	P	+/-	GP	G	A	P	+/-
Chris Stewart	R	24	13	9	22	-5	19	4	8	12	7	48	18	18	36	0
Patrik Berglund	C	24	7	2	9	-9	15	1	0	1	0	48	17	8	25	-2
*Vladimir Tarasenko	R	19	5	3	8	-3	7	0	0	0	-1	38	8	11	19	1
Alexander Steen	L	21	4	11	15	-2	24	6	5	11	-3	40	8	19	27	5
David Perron	L	24	4	5	9	-2	24	3	10	13	-3	48	10	15	25	0
T.J. Oshie	R	14	3	5	8	0	8	0	0	0	-4	30	7	13	20	-5
Ryan Reaves	R	22	3	0	3	1	6	0	2	2	0	43	4	2	6	3
David Backes	C	24	3	12	15	8	23	4	4	8	-1	48	6	22	28	5
*Jaden Schwartz	L	22	3	2	5	-3	24	2	7	9	6	45	7	6	13	-4
Vladimir Sobotka	L	24	2	6	8	-1	0	0	0	0	0	48	8	11	19	-4
Andy McDonald	L	19	2	7	9	-3	18	5	7	12	1	37	7	14	21	-2
Alex Pietrangelo	D	23	2	11	13	0	24	6	10	16	2	47	5	19	24	0
Wade Redden	D	13	1	0	1	-6	1	0	0	0	-1	23	2	3	5	-2
Kris Russell	D	15	1	3	4	-1	21	1	2	3	2	33	1	6	7	6
Jay Bouwmeester	D	8	1	4	5	5	10	1	3	4	4	14	1	6	7	5
Kevin Shattenkirk	D	24	1	10	11	-4	15	1	3	4	2	48	5	18	23	2
Barret Jackman	D	22	1	2	3	0	16	4	8	12	-5	46	3	9	12	6
Chris Porter	L	14	1	3	4	3	24	4	8	12	6	29	2	6	8	5
Jamie Langenbrunner	R	2	0	0	0	0	10	2	1	3	0	4	0	1	1	1
Matt D'Agostini	R	8	0	0	0	-5	8	1	1	2	1	16	1	1	2	-4
Scott Nichol	C	15	0	0	0	-2	2	0	1	1	1	30	1	0	1	-2
Jordan Leopold	D	8	0	2	2	-1	24	1	3	4	2	15	0	2	2	-2
Roman Polak	D	24	0	2	2	-4	18	0	3	3	7	48	1	5	6	-2
Adam Cracknell	R	10	0	3	3	3	24	10	6	16	7	20	2	4	6	3
*Dmitrij Jaskin	R	1	0	0	0	0	19	3	8	11	4	2	0	0	0	-1
Ian Cole	D	7	0	1	1	0	24	3	8	11	0	15	0	1	1	-4
Andrew Murray	C	1	0	0	0	0	24	5	9	14	5	1	0	0	0	0

GOALTENDER	GP	MINS	GAA	W	L	OT	SO	GA	SA	SV%	G	A	PIM
Brian Elliott	24	1,292	2.28	14	8	1	3	49	526	.907	0	0	0
*Jake Allen	15	804	2.46	9	4	0	1	33	346	.905	0	0	0
Jaroslav Halak	16	813	2.14	6	5	1	3	29	286	.899	0	1	0

\*Denotes Rookie



## ST. LOUIS BLUES 2012-13 GAME-BY-GAME RESULTS

#	DATE	TEAM	SCORE	REC	PTS	PP	PK	SCORERS	SF	SA	GOALIES	ATT.
1	1/19	DET	6-0	1-0-0	2	4-5	4-4	91,25ppg,91ppg,74shg,25ppg,21ppg	36	14	Halak	20035*
2	1/21	@ NSH	4-3	2-0-0	2	1-2	4-6	91,10PPG,27,74^	39	24	Halak/Elliott	
3	1/22	@ CHI	2-3	2-1-0	0	1-2	2-3	10,74ppg	34	27	Elliott	
4	1/24	NSH	3-0	3-1-0	2	1-4	4-4	74ppg,21ps,91	24	13	Halak	16047
5	1/26	@ DAL	4-3	4-1-0	2	0-3	3-4	6,57,25,57	32	23	Halak	
6	1/27	MIN	5-4	5-1-0	2	0-5	1-3	6,21,25,5,17	34	16	Elliott	18265
7	1/31	@ CBJ	4-1	6-1-0	2	2-5	3-4	5,21ppg,91,42ppg/en	25	25	Elliott	
8	2/1	@ DET	3-5	6-2-0	0	2-5	6-8	22ppg,36,21ppg	26	31	Halak/Elliott	
9	2/5	NSH	1-6	6-3-0	0	1-5	1-2	27ppg	32	19	Elliott/Allen	15206
10	2/7	DET	1-5	6-4-0	0	1-3	1-1	27ppg	27	29	Elliott	17699
11	2/9	ANA	5-6	6-4-1	1	2-2	1-1	20ppg,42,57,74,25ppg	31	23	Elliott	18835
12	2/11	LAK	1-4	6-5-1	0	1-5	4-5	20ppg	22	23	Elliott	14498
13	2/13	@ DET	4-3	7-5-1	2	1-3	4-4	21shg,91ppg,25,20tw	25	18	Allen	
14	2/15	@ CGY	5-2	8-5-1	2	2-4	3-4	9,21,20,57ppg,57ppg	25	32	Allen	
15	2/17	@ VAN	4-3	9-5-1	2	0-2	2-4	74,10,21,74^	23	31	Allen	
16	2/19	SJS	1-2	9-6-1	0	0-3	4-4	21	26	25	Allen	16100
17	2/20	@ COL	0-1	9-6-2	1	0-2	1-1		33	20	Halak	
18	2/23	CBJ	2-1	10-6-2	2	0-2	4-4	25,57	23	20	Halak	19457*
19	2/28	CHI	0-3	10-7-2	0	0-4	1-1		21	23	Halak	19533*
20	3/1	EDM	4-2	11-7-2	2	1-2	3-3	9,22ppg,17,42	30	17	Halak	19476*
21	3/3	@ DAL	1-4	11-8-2	0	0-1	2-3	57	26	27	Elliott	
22	3/5	@ LAK	4-6	11-9-2	0	0-3	6-6	27,17,57,25	14	29	Halak/Elliott	
23	3/7	@ PHX	6-3	12-9-2	2	0-3	4-5	25,21,21,12,17,27	30	26	Allen	
24	3/9	@ SJS	4-3	13-9-2	2	1-4	1-2	17,17,17ppg,21otw	35	25	Allen	
25	3/10	@ ANA	2-4	13-10-2	0	1-3	6-7	75,21ppg	31	22	Halak	
26	3/12	SJS	4-2	14-10-2	2	0-3	2-3	25,57,32,25en	21	41	Allen	16583
27	3/14	PHX	3-0	15-10-2	2	0-5	3-3	25,20,25	30	28	Allen	17852
28	3/16	ANA	2-1	16-10-2	2	1-3	2-2	4ppg,25otw	21	28	Allen	19593*
29	3/19	@ VAN	2-3	16-11-2	0	0-3	2-2	9,21	34	19	Allen	
30	3/23	@ EDM	3-0	17-11-2	2	0-2	2-2	25,20,74	25	19	Halak	
31	3/24	@ CGY	2-3	17-12-2	0	0-4	2-3	74,17	38	17	Halak	
32	3/26	EDM	0-3	17-13-2	0	0-2	0-0		43	19	Allen/Halak	17260
33	3/28	LAK	2-4	17-14-2	0	1-3	4-4	91ppg,91	22	40	Halak	19770*
34	4/1	@ MIN	4-1	18-14-2	2	0-1	5-5	9,10,22,5	24	25	Halak/Elliott	
35	4/4	@ CHI	4-3	19-14-2	2	0-1	2-2	79,79,42,22^	22	36	Elliott	
36	4/5	CBJ	3-1	20-14-2	2	1-4	2-2	25ppg,42,21en/shg	19	27	Allen	19224*
37	4/7	@ DET	1-0	21-14-2	2	0-2	3-3	32	25	28	Elliott	
38	4/9	@ NSH	1-0	22-14-2	2	0-1	0-0	20	26	15	Elliott	
39	4/11	@ MIN	2-0	23-14-2	2	0-1	3-3	46,10	20	23	Elliott	
40	4/12	@ CBJ	1-4	23-15-2	0	0-5	1-1	22	32	19	Allen	
41	4/14	CHI	0-2	23-16-2	0	0-3	3-3		30	26	Elliott	19385*
42	4/16	VAN	2-1	24-16-2	2	0-4	2-3	19,10^	36	22	Elliott	17709
43	4/18	PHX	2-1	25-16-2	2	0-2	2-3	57,10^	30	34	Elliott	17205
44	4/19	DAL	2-1	26-16-2	2	1-3	2-2	25ppg,75	20	22	Elliott	19328*
45	4/21	@ COL	3-5	26-17-2	0	0-3	1-2	42,9,22	32	31	Elliott/Allen	
46	4/23	COL	3-1	27-17-2	2	2-5	3-3	25ppg,21ppg,10	34	18	Elliott	15427
47	4/25	CGY	4-1	28-17-2	2	1-5	4-4	75,10,20ppg,75	20	19	Elliott	15302
48	4/27	CHI	3-1	29-17-2	2	0-2	2-2	21,9,9	28	23	Elliott	19841*

### SEASON TOTALS

GF	GA	RECORD	PTS	PP	PK	SF	SA
129	115	29-17-2	60	29-149	127-150	1,336	1,161

2012-13 Total Home Attendance: 429,630

2012-13 Average Home Attendance: 17,901

2012-13 Home Sellouts (19,150 capacity): 10

\* Denotes home sellout

(^) Denotes game-winning shootout goal, Only counts as a team goal



## 2012-13 ST. LOUIS BLUES RESULTS VS. EACH NHL TEAM

### WESTERN CONFERENCE (28-17-2)

#### CENTRAL DIVISION (10-7-0)

<u>Chicago (2-3-0)</u>	<u>Columbus (3-1-0)</u>	<u>Detroit (3-2-0)</u>	<u>Nashville (3-1-0)</u>
1/22 A 2-3 L	1/31 A 4-1 W	1/19 H 6-0 W	1/21 A 4-3 SOW*
2/28 H 0-3 L	2/23 H 2-1 W	2/1 A 3-5 L	1/24 H 3-0 W
4/4 A 4-3 SOW*	4/5 H 3-1 W	2/7 H 1-5 L	2/5 H 1-6 L
4/14 H 0-2 L	4/12 A 1-4 L	2/13 A 4-3 OTW*	4/9 A 1-0 W
4/27 H 3-1 W		4/7 A 1-0 W	

#### NORTHWEST DIVISION (10-3-1)

<u>Calgary (2-1-0)</u>	<u>Colorado (1-1-1)</u>	<u>Edmonton (2-1-0)</u>	<u>Minnesota (3-0-0)</u>	<u>Vancouver (2-1-0)</u>
2/15 A 5-2 W	2/20 A 0-1 OTL*	3/1 H 4-2 W	1/27 H 5-4 OTW*	2/17 A 4-3 SOW*
3/24 A 2-3 L	4/21 A 3-5 L	3/23 A 3-0 W	4/1 A 4-1 W	3/19 A 2-3 L
4/25 H 4-1 W	4/23 H 3-1 W	3/26 H 0-3 L	4/11 A 2-0 W	4/16 H 2-1 SOW*

#### PACIFIC DIVISION (13-6-1)

<u>Anaheim (1-1-1)</u>	<u>Dallas (2-1-0)</u>	<u>L.A. (0-3-0)</u>	<u>Phoenix (3-0-0)</u>	<u>San Jose (2-1-0)</u>
2/9 H 5-6 SOL*	1/26 A 4-3 W	2/11 H 1-4 L	3/7 A 6-3 W	2/19 H 1-2 L
3/10 A 2-4 L	3/3 A 1-4 L	3/5 A 4-6 L	3/14 H 3-0 W	3/9 A 4-3 OTW*
3/16 H 2-1 OTW*	4/19 H 2-1 W	3/28 H 2-4 L	4/18 H 2-1 SOW*	3/12 H 4-2 W

\* denotes overtime win/loss (Shootout win or loss)

## 2012-13 SEASON HIGH'S & LOW'S

### BLUES' MOST – ONE PERIOD

Goals	4 – Feb. 15 at CGY (1st per.)
Goals Allowed	4 – Mar. 5 at LAK (3rd per.)
Shots	21 – Mar. 26 vs. EDM (2nd per.)
Shots Allowed	19 – Mar. 12 vs. SJS (2nd per.)

### BLUES' FEWEST – ONE PERIOD

Shots	2 – 2x, last Apr. 1 at MIN (3rd per.)
Shots Allowed	1 – Feb. 13 at DET (3rd per.)

### BLUES' MOST – ONE GAME

Goals	6 – 2x, last Mar. 7 at PHX
Goals Allowed	6 – 3x, last Mar. 5 at LAK
Shots	43 – Mar. 26 vs. EDM
Shots Allowed	41 – Mar. 12 vs. SJS
Power Play Goals	4 – Jan. 19 vs. DET
Power Play Goals Allowed	2 – 4x, last Feb. 17 at VAN
Shorthanded Goals	1 – 3x, last Apr. 5 vs. CBJ
Shorthanded Goals Allowed	1 – 5x, last Apr. 14 vs. CHI
Penalty Minutes	48 – Jan. 31 at CBJ
Penalty Minutes, Opponents	40 – Jan. 31 at CBJ
Penalty Minutes, Both Teams	88 – Jan. 31 at CBJ

### BLUES' FEWEST – ONE GAME

Shots	14 – Mar. 5 at LAK
Shots Allowed	13 – Jan. 24 vs. NSH

### BLUES' LARGEST – ONE GAME

Margin of Victory	6 – 1/19/13 vs. DET (6-0)
Margin of Defeat	5 – 2/5/13 vs. NSH (1-6)

### BLUES' LONGEST - SEASON

Winning Streak	
Home	6 – 4/16/13 – 4/27/13
Road	5 – 4/1/13 – 4/11/13
Losing Streak	
Home	5 – 2/5/13 – 2/19/13
Road	3 – 2/20/13 – 3/5/13
Point Streak	
Home	6 – 4/16/13 – 4/27/13
Road	5 – 4/1/13 – 4/11/13
Pointless Streak	
Home	2 – 3x, last was 3/26/13 – 3/28/13
Road	2 – 3x, last was 4/12/13 – 4/21/13

## 2012-13 SEASON HIGH'S & LOW'S

### INDIVIDUAL MOST – ONE PERIOD

Goals	2 – 3x, last was Vladimir Sobotka, 3/9/13 at SJS
Goals Allowed	2 – 3x, last was Corey Perry, 3/10/13 at ANA
Assists	2 – 8x, last was Chris Stewart, 3/7/13 at PHX
Assists Allowed	3 – Francois Beauchemin, 3/10/13 at ANA
Points	3 – David Perron, 1/26/13 at DAL
Points Allowed	3 – 2x, last was Francois Beauchemin, 3/10/13 at ANA

### INDIVIDUAL MOST – ONE GAME

Goals	3 – Vladimir Sobotka, 3/9/13 at SJS
Goals Allowed	3 – Henrik Zetterberg, 2/1/13 at DET
Assists	3 – 2x, last was Chris Stewart, 3/7/13 at PHX
Assists Allowed	3 – 5x, last was Francois Beauchemin, 3/10/13 at ANA
Points	4 – Chris Stewart, 3/7/13 at PHX
Points Allowed	5 – Henrik Zetterberg, 2/1/13 at DET
Shots	8 – David Backes, 3/10/13 at ANA
Shots Allowed	8 – Henrik Zetterberg, 2/1/13 at DET
Saves	39 – Jake Allen, 3/12/13 vs. SJS
Saves Allowed	43 – Nikolai Khabibulin, 3/26/13 vs. EDM
Penalty Minutes	17 – 2x, last was Roman Polak, 4/4/13 at CHI
Penalty Minutes, Opponents	15 – Johan Franzen, 2/7/13 vs. DET

### INDIVIDUAL LONGEST – SEASON

Goals Streak	4 games – 2x, last was Patrik Berglund, 2/13/13 – 2/19/13
Assists Streak	4 games – 2x, last was Alex Pietrangolo, 4/16/13– 4/21/13
Points Streak	5 games – 4x, last was Patrik Berglund, 3/5/13 – 3/12/13

## INDIVIDUAL – GAME BY GAME

DATE	OPPONENT	RUSSELL #4	JACKMAN #5	REDDEN #6	SCHWARTZ #9	MCDONALD #10	NICHOL #12
Jan 19	Vs DET	0-0 1/0 15:28	0-0 3/1 19:41	MIN	0-0 2/0 11:59	0-1 3/1 16:47	0-0 0/0 13:25
Jan 21	@ NSH	0-0 6/0 17:52	0-0 0/1 21:59	MIN	0-1 0/1 10:18	1-1 5/0 19:26	0-0 3/0 11:41
Jan 22	@ CHI	0-0 2/0 15:31	0-0 0/0 17:32	MIN	0-0 0/2 12:02	1-0 3/1 16:05	DND
Jan 24	Vs NSH	0-0 0/1 14:05	0-0 0/0 18:20	0-0 0/0 17:23	0-0 1/0 11:18	0-0 2/0 18:13	0-0 0/0 13:08
Jan 26	@ DAL	0-0 1/1 14:18	0-0 0/3 19:44	1-0 3/0 17:20	0-0 0/1 8:43	0-0 5/1 19:10	0-0 0/0 9:46
Jan 27	Vs MIN	0-0 1/1 12:41	1-0 2/1 15:48	1-0 3/0 21:11	0-0 0/1 11:14	0-1 3/3 17:57	DND
Jan 31	@ CBJ	0-0 0/0 16:50	1-0 1/1 18:18	DND	DND	0-0 1/1 18:25	0-0 0/1 7:15
Feb 1	@ DET	0-0 0/1 12:06	0-0 0/1 20:42	0-0 0/1 13:48	0-0 0/0 5:55	0-1 1/2 18:53	DND
Feb 5	Vs NSH	0-0 2/2 17:11	0-0 1/1 14:04	0-0 1/2 16:47	DND	0-0 0/2 18:56	0-0 0/1 8:17
Feb 7	Vs DET	0-0 2/2 11:21	0-0 0/1 19:51	0-0 2/2 18:50	0-0 1/2 12:50	0-0 2/2 17:00	0-0 0/1 8:18
Feb 9	Vs ANA	DND	0-0 1/2 19:37	0-0 0/1 17:20	0-0 1/0 7:29	0-2 2/1 20:21	0-0 0/0 8:37
Feb 11	Vs LA	DND	0-0 1/0 19:39	0-0 1/1 10:10	DND	0-1 0/1 17:56	0-0 1/0 10:37
Feb 13	@ DET	0-0 1/1 10:48	0-1 0/0 21:52	DND	0-0 2/1 9:41	0-1 3/1 15:17	0-0 0/2 10:04
Feb 15	@ CGY	0-0 0/1 11:08	0-0 0/1 21:32	DND	1-1 2/2 12:29	0-0 0/1 15:43	0-0 1/0 13:36
Feb 17	@ VAN	DND	0-1 2/2 23:05	0-0 1/1 12:35	0-0 0/1 9:46	1-0 3/1 17:46	0-0 1/0 10:19
Feb 19	Vs S.J	DND	0-0 4/0 21:23	0-0 1/0 12:26	0-0 1/0 7:55	0-0 2/0 17:38	0-0 0/0 8:24
Feb 20	@ COL	0-0 0/0 16:00	0-0 2/1 22:05	DND	0-0 0/0 9:23	0-0 4/0 18:21	DND
Feb 23	Vs CBJ	0-1 1/0 15:51	0-0 0/1 20:00	DND	0-0 1/0 8:09	0-0 3/0 15:09	0-0 1/0 10:05
Feb 28	Vs CHI	0-0 0/1 15:45	0-0 1/0 19:24	DND	0-0 1/2 13:00	INJ	0-0 1/0 9:33
Mar 1	Vs EDM	0-0 1/1 15:10	0-0 1/0 22:35	0-0 0/0 15:18	1-1 6/1 13:34	INJ	0-0 0/0 11:55
Mar 3	@ DAL	0-0 0/0 16:54	0-0 1/1 19:20	0-0 2/0 11:33	0-0 1/1 18:05	INJ	0-0 1/0 8:18
Mar 5	@ LA	0-0 1/2 17:34	0-2 2/1 17:19	DND	0-0 0/2 14:21	INJ	0-0 0/1 9:09
Mar 7	@ PHX	0-0 1/1 15:38	0-1 1/3 22:48	0-0 0/1 15:01	0-1 2/0 13:46	INJ	1-0 (W) 1/1 8:38
Mar 9	@ S.J	0-1 5/1 15:41	0-1 1/1 23:08	0-1 2/1 18:49	0-0 1/1 15:08	INJ	0-0 1/0 10:41
Mar 10	@ ANA	0-1 4/0 18:45	0-0 1/1 19:37	0-1 0/1 12:14	0-0 1/0 13:20	INJ	0-0 1/1 7:46
Mar 12	Vs S.J	0-0 0/1 19:30	0-2 2/2 23:00	0-0 1/0 12:19	0-0 0/0 17:40	INJ	0-0 0/1 9:04
Mar 14	Vs PHX	0-0 0/0 18:26	0-0 0/2 17:31	0-0 2/1 14:37	0-0 6/0 14:53	INJ	0-0 0/0 10:57
Mar 16	Vs ANA	1-0 1/0 22:21	0-0 0/0 21:28	0-0 1/0 14:24	0-0 0/0 14:58	INJ	0-0 0/0 10:02
Mar 19	@ VAN	0-1 1/1 20:32	0-0 1/1 18:54	0-1 1/1 13:20	1-0 2/1 14:16	0-0 5/1 19:24	0-0 1/0 7:36
Mar 23	@ EDM	0-0 1/3 19:58	0-0 0/0 19:32	0-0 0/0 16:40	0-0 1/0 11:05	0-1 0/1 17:19	0-0 0/0 9:52
Mar 24	@ CGY	0-0 1/0 17:34	0-0 0/1 17:48	0-0 0/0 11:34	0-0 0/1 10:26	0-1 2/0 16:15	0-0 0/0 9:23
Mar 26	Vs EDM	0-0 2/1 20:37	0-0 1/2 15:12	0-0 1/0 16:47	0-0 3/1 11:25	0-0 2/0 16:50	0-0 0/1 5:50
Mar 28	Vs LA	0-0 1/1 17:13	0-0 1/1 18:22	0-0 1/1 14:19	0-0 1/1 11:32	0-0 2/4 14:40	0-0 0/0 9:35
Apr 1	@ MIN	0-0 2/1 18:12	1-0 1/1 19:29	DND	1-1 1/2 12:49	1-1 (W) 4/2 18:09	0-0 0/0 11:30
Apr 4	@ CHI	DND	0-0 0/0 22:06	DND	0-0 0/1 15:17	0-0 2/1 19:05	DND
Apr 5	Vs CBJ	DND	0-0 0/1 16:25	DND	0-1 2/0 14:07	0-0 2/0 15:10	DND
Apr 7	@ DET	0-0 1/0 5:11	0-1 1/0 20:42	DND	0-0 0/0 13:12	DND	DND
Apr 9	@ NSH	DND	0-0 3/0 19:19	DND	0-0 0/0 14:36	0-0 1/0 14:50	DND
Apr 11	@ MIN	DND	0-0 0/2 17:22	DND	0-0 1/1 11:39	1-0 3/1 14:30	DND
Apr 12	@ CBJ	DND	0-0 1/1 15:01	DND	0-0 2/1 14:52	0-1 1/2 15:01	DND
Apr 14	Vs CHI	DND	0-0 0/0 16:34	DND	0-0 0/1 9:45	0-0 2/1 17:27	DND
Apr 16	Vs VAN	DND	0-0 1/0 19:44	DND	0-0 1/0 11:24	0-0 2/1 20:57	DND
Apr 18	Vs PHX	DND	0-0 1/0 20:08	To BOS	0-0 0/0 13:57	0-0 6/0 17:36	DND
Apr 19	Vs DAL	DND	0-0 0/0 21:42	BOS	0-0 0/1 13:29	0-0 0/0 17:17	DND
Apr 21	@ COL	DND	0-0 1/1 17:21	BOS	1-0 1/0 15:45	0-0 3/1 16:51	DND
Apr 23	Vs COL	DND	0-0 0/1 11:44	BOS	0-0 3/0 16:30	1-1 3/0 15:03	DND
Apr 25	Vs CGY	0-0 2/0 15:51	DND	BOS	0-0 0/1 11:20	1-0 (W) 2/1 16:10	DND
Apr 27	Vs CHI	0-2 0/2 17:34	DND	BOS	2-0 (W) 4/2 15:42	0-1 2/0 16:47	DND

Skaters: Goals - Assists (Game Winning or Game Tying) Shots/(+/-) TOI  
Goalies: Goals Allowed/Shots Decision Minutes Played

## INDIVIDUAL - GAME BY GAME

DATE	OPPONENT	LANGENBRUNNER #15	SOBOTKA #17	BOUWMEESTER #19	STEEN #20	BERGLUND #21	SHATTENKIRK #22
Jan 19	Vs DET	DND	0-0 0/0 13:02	CGY	0-2 3/1 16:19	1-0 1/0 15:21	0-2 2/0 22:03
Jan 21	@ NSH	DND	0-0 3/0 14:01	CGY	0-0 3/1 19:59	0-0 3/0 17:53	0-2 2/1 20:27
Jan 22	@ CHI	0-0 0/0 9:35	0-0 1/-1 12:43	CGY	0-1 6/1 18:28	0-0 1/-1 15:07	0-1 3/0 24:39
Jan 24	Vs NSH	DND	0-1 0/1 12:55	CGY	0-1 2/1 18:35	1-1 3/1 14:12	0-0 3/0 22:19
Jan 26	@ DAL	DND	0-1 1/1 14:23	CGY	0-0 1/-1 18:58	0-1 2/3 15:34	0-1 0/2 19:41
Jan 27	Vs MIN	0-0 3/0 9:16	1-0 (W) 1/1 13:16	CGY	0-0 3/0 19:42	1-0 2/0 16:08	0-2 3/2 22:37
Jan 31	@ CBJ	0-1 2/1 9:36	0-1 1/0 15:02	CGY	0-1 3/1 17:10	1-0 (W) 3/0 18:17	0-0 1/1 20:21
Feb 1	@ DET	DND	0-0 1/-1 16:02	CGY	0-1 7/1 21:07	1-0 3/-2 15:57	1-0 1/-1 24:58
Feb 5	Vs NSH	0-0 0/0 10:40	0-0 1/-1 13:59	CGY	0-0 5/-1 17:30	0-0 0/-1 16:38	0-0 1/-1 22:34
Feb 7	Vs DET	DND	0-0 0/-2 11:53	CGY	0-1 6/-1 18:12	0-0 2/-2 15:29	0-1 2/-1 26:25
Feb 9	Vs ANA	INJ	0-0 2/-2 15:24	CGY	1-2 6/-2 17:24	0-0 3/-1 18:59	0-2 3/0 22:23
Feb 11	Vs L.A.	INJ	0-0 1/0 15:19	CGY	1-0 1/-2 17:39	0-0 1/0 15:48	0-1 2/-1 23:33
Feb 13	@ DET	INJ	0-0 2/-1 10:10	CGY	1-0 (W) 5/0 18:42	1-0 2/3 15:46	0-0 1/0 22:52
Feb 15	@ CGY	INJ	0-0 2/0 13:25	CGY	1-2 (W) 2/2 15:48	1-0 3/1 17:20	0-1 2/1 20:56
Feb 17	@ VAN	INJ	0-1 2/1 12:13	CGY	0-0 1/1 20:24	1-0 1/0 15:48	0-0 3/0 21:38
Feb 19	Vs S.J.	INJ	0-1 2/-1 15:00	CGY	0-0 2/0 19:11	1-0 1/-1 18:39	0-0 3/-1 19:54
Feb 20	@ COL	INJ	0-0 2/-1 16:07	CGY	0-0 4/0 20:07	0-0 3/0 16:59	0-0 1/-1 20:05
Feb 23	Vs CBJ	INJ	0-0 4/0 14:50	CGY	0-1 2/0 16:49	0-0 0/0 18:35	0-1 1/0 22:16
Feb 28	Vs CHI	INJ	0-0 0/-1 16:35	CGY	DND	0-0 1/-1 16:12	0-0 2/0 23:25
Mar 1	Vs EDM	INJ	1-1 (W) 3/1 16:23	CGY	DND	0-0 2/-1 17:19	1-0 1/0 20:50
Mar 3	@ DAL	INJ	0-0 2/0 17:38	CGY	INJ	0-0 1/-2 15:31	0-1 1/0 23:21
Mar 5	@ L.A.	INJ	1-0 2/0 16:44	CGY	INJ	0-1 0/1 18:41	0-0 0/-3 25:46
Mar 7	@ PHX	INJ	1-0 3/1 18:03	CGY	INJ	2-0 5/2 18:53	0-0 0/0 20:54
Mar 9	@ S.J.	INJ	3-0 4/0 15:40	CGY	INJ	1-0 (W) 2/1 18:33	0-2 2/1 20:40
Mar 10	@ ANA	INJ	0-0 1/-1 17:00	CGY	INJ	1-0 2/-2 20:44	0-0 4/0 18:06
Mar 12	Vs S.J.	INJ	0-0 1/1 16:12	CGY	INJ	0-1 0/1 20:54	0-0 2/0 17:43
Mar 14	Vs PHX	INJ	0-0 2/0 16:41	CGY	1-2 4/3 19:12	0-0 0/0 20:53	0-0 1/1 22:53
Mar 16	Vs ANA	INJ	0-1 1/1 16:50	CGY	0-0 3/0 19:38	0-0 0/-1 18:44	0-0 2/0 25:12
Mar 19	@ VAN	INJ	0-0 1/1 15:05	CGY	0-0 4/-3 19:46	1-0 1/1 17:58	0-0 3/1 19:56
Mar 23	@ EDM	INJ	0-0 2/0 15:49	CGY	1-1 5/2 15:10	0-1 1/1 15:15	0-0 0/0 20:04
Mar 24	@ CGY	INJ	1-0 1/0 13:20	CGY	0-0 5/0 20:02	0-0 1/-1 17:26	0-0 3/1 22:42
Mar 26	Vs EDM	INJ	0-0 5/-1 15:46	CGY	0-0 7/-1 18:18	0-0 0/0 15:54	0-0 3/0 22:04
Mar 28	Vs L.A.	INJ	0-1 0/0 16:20	CGY	0-0 4/-1 20:23	0-0 0/-3 13:50	0-1 0/-1 21:46
Apr 1	@ MIN	INJ	0-0 0/0 14:10	CGY	0-1 3/1 17:21	0-1 1/1 16:36	1-0 1/1 20:35
Apr 4	@ CHI	INJ	0-0 1/-1 18:11	0-1 2/-1 25:06	0-1 2/0 20:33	0-0 1/0 18:22	0-0 1/2 19:56
Apr 5	Vs CBJ	INJ	0-0 0/1 17:17	0-2 0/2 24:21	0-1 1/1 17:28	1-0 4/0 17:18	0-0 0/0 18:50
Apr 7	@ DET	INJ	0-0 2/0 17:29	0-0 1/1 21:33	0-0 3/0 22:16	0-1 1/1 16:32	0-0 2/0 18:29
Apr 9	@ NSH	INJ	0-1 1/1 16:27	0-0 1/1 23:04	1-0 (W) 2/1 19:40	0-0 0/0 13:56	0-0 0/0 17:52
Apr 11	@ MIN	INJ	0-0 0/1 14:21	0-0 3/0 24:24	0-0 3/0 19:07	0-0 1/1 16:46	0-0 3/0 19:23
Apr 12	@ CBJ	INJ	0-1 1/-2 14:58	0-0 3/-1 23:36	0-0 4/0 19:48	0-0 1/-1 17:12	1-0 4/-1 19:55
Apr 14	Vs CHI	INJ	0-0 4/0 16:03	0-0 2/0 25:01	0-0 0/-1 17:48	0-0 3/-1 15:01	0-0 2/-2 19:32
Apr 16	Vs VAN	INJ	0-0 0/0 18:40	1-0 2/1 23:48	0-0 5/0 22:18	0-0 3/0 17:47	0-0 1/0 20:45
Apr 18	Vs PHX	INJ	0-0 1/0 19:53	0-0 0/1 26:13	0-0 0/1 21:30	0-0 1/0 16:28	0-0 1/0 19:42
Apr 19	Vs DAL	INJ	0-0 1/0 16:23	0-0 1/1 21:00	0-1 1/-1 18:19	0-0 1/0 15:04	0-0 1/-1 17:00
Apr 21	@ COL	INJ	0-0 3/-1 15:14	0-1 4/0 22:59	0-0 2/0 20:39	0-1 0/0 16:04	1-0 6/1 21:35
Apr 23	Vs COL	INJ	0-1 0/1 14:50	0-1 2/-1 22:34	0-0 6/0 21:37	1-0 (W) 3/0 14:08	0-0 1/0 21:16
Apr 25	Vs CGY	INJ	0-0 1/1 15:40	0-1 2/1 24:42	1-0 2/-1 19:15	0-0 1/0 16:52	0-0 0/1 19:16
Apr 27	Vs CHI	INJ	0-0 0/-1 18:28	0-0 1/0 19:11	0-0 1/2 17:29	1-0 3/1 14:23	0-0 3/0 23:19

Skaters: Goals - Assists (Game Winning or Game Tying) Shots(+/-) TOI  
Goalies: Goals Allowed/Shots Decision Minutes Played

## INDIVIDUAL - GAME BY GAME

DATE	OPPONENT	MURRAY #23	STEWART #25	JASKIN #26	PIETRANGELO #27	COLE #28	PORTER #32
Jan 19	Vs DET	MIN	2-0 5/0 15:58	MIN	0-2 1/2 22:08	0-1 1/1 14:52	MIN
Jan 21	@ NSH	MIN	0-0 0/0 13:57	MIN	1-0 6/0 26:18	0-0 0/0 19:44	MIN
Jan 22	@ CHI	MIN	0-0 1/-2 12:25	MIN	0-1 1/0 25:03	0-0 1/-1 18:50	MIN
Jan 24	Vs NSH	MIN	0-0 1/0 15:13	MIN	0-0 3/0 25:03	DND	MIN
Jan 26	@ DAL	MIN	1-0 5/2 13:51	MIN	0-1 0/1 25:35	DND	MIN
Jan 27	Vs MIN	MIN	1-0 2/-1 15:36	MIN	0-2 2/1 27:32	DND	MIN
Jan 31	@ CBJ	MIN	0-0 1/0 11:30	MIN	0-1 0/1 24:12	0-0 0/1 17:31	MIN
Feb 1	@ DET	MIN	0-0 0/0 12:06	MIN	0-0 1/-2 24:37	DND	MIN
Feb 5	Vs NSH	MIN	0-0 7/-1 15:40	MIN	1-0 4/-2 24:41	DND	MIN
Feb 7	Vs DET	MIN	0-0 1/-1 16:17	MIN	1-0 4/-2 25:59	DND	MIN
Feb 9	Vs ANA	MIN	1-2 2/0 17:21	MIN	0-1 1/1 27:13	0-0 1/1 24:20	MIN
Feb 11	Vs L.A.	MIN	0-0 0/0 15:10	MIN	0-0 2/-3 27:47	0-0 1/-1 14:44	MIN
Feb 13	@ DET	MIN	1-1 2/1 14:30	MIN	0-1 1/1 28:04	0-0 1/0 20:18	MIN
Feb 15	@ CGY	MIN	0-1 1/3 15:53	MIN	0-0 1/0 27:19	0-0 0/0 16:47	MIN
Feb 17	@ VAN	MIN	0-1 2/0 16:24	MIN	0-0 0/0 27:33	0-0 1/0 18:57	MIN
Feb 19	Vs S.J.	MIN	0-1 1/0 15:33	MIN	0-0 1/1 25:53	0-0 0/0 14:59	MIN
Feb 20	@ COL	MIN	0-0 3/-1 18:27	MIN	0-0 1/0 24:30	0-0 1/0 21:08	MIN
Feb 23	Vs CBJ	MIN	1-0 2/0 14:02	MIN	0-0 0/1 24:54	0-0 1/1 15:51	DND
Feb 28	Vs CHI	0-0 2/0 7:49	0-0 2/0 17:24	MIN	0-0 4/-2 25:33	0-0 1/-2 16:23	0-0 1/0 16:14
Mar 1	Vs EDM	DND	0-1 1/-1 14:48	MIN	0-0 3/0 24:19	DND	0-1 1/1 13:22
Mar 3	@ DAL	DND	0-0 0/-1 12:44	MIN	0-0 3/-1 27:13	DND	0-0 3/0 15:18
Mar 5	@ L.A.	DND	1-1 2/1 15:23	MIN	1-1 3/0 25:46	0-0 0/-4 18:20	0-0 0/1 12:16
Mar 7	@ PHX	DND	1-3 4/3 14:38	MIN	1-1 3/3 25:40	DND	0-0 0/0 13:09
Mar 9	@ S.J.	DND	0-1 2/0 16:30	MIN	0-0 1/1 26:18	DND	0-0 5/1 12:27
Mar 10	@ ANA	DND	0-0 1/-2 15:28	MIN	0-0 1/3 26:58	DND	0-0 1/-1 11:26
Mar 12	Vs S.J.	DND	2-0 4/1 18:39	MIN	0-1 1/2 26:35	DND	1-0 (W) 2/2 14:55
Mar 14	Vs PHX	MIN	2-1 (W) 3/3 14:46	MIN	0-0 2/2 22:04	DND	0-0 1/0 15:02
Mar 16	Vs ANA	MIN	1-1 (W) 1/1 19:31	MIN	DND	0-0 1/0 13:27	0-0 0/0 12:15
Mar 19	@ VAN	MIN	0-0 3/-3 17:10	MIN	0-0 5/-1 25:00	DND	0-0 1/0 10:17
Mar 23	@ EDM	MIN	1-0 (W) 3/2 17:38	MIN	0-0 1/0 21:26	DND	0-0 1/0 9:23
Mar 24	@ CGY	MIN	0-0 2/1 18:15	MIN	0-0 4/0 28:03	DND	0-0 4/-1 8:21
Mar 26	Vs EDM	MIN	0-0 0/-1 17:57	MIN	0-0 2/-2 22:59	DND	0-0 1/-1 8:24
Mar 28	Vs L.A.	MIN	0-0 1/-3 14:06	MIN	0-1 1/-1 25:34	DND	DND
Apr 1	@ MIN	MIN	0-0 2/1 15:32	MIN	0-0 1/2 23:19	DND	0-0 1/1 11:25
Apr 4	@ CHI	MIN	0-0 0/1 15:30	MIN	0-0 3/0 26:42	DND	0-2 4/0 10:26
Apr 5	Vs CBJ	MIN	1-0 2/-1 15:28	MIN	0-1 0/2 26:23	DND	0-0 1/0 9:49
Apr 7	@ DET	MIN	0-0 2/1 15:53	MIN	0-0 3/1 22:58	DND	1-0 (W) 2/1 15:29
Apr 9	@ NSH	MIN	0-0 2/0 14:43	DND	0-0 4/1 23:21	DND	0-0 1/0 12:13
Apr 11	@ MIN	MIN	0-1 2/1 15:42	DND	0-0 0/0 24:25	DND	0-1 0/0 11:52
Apr 12	@ CBJ	MIN	0-0 4/-1 16:06	DND	0-0 3/-1 24:47	DND	0-0 1/0 9:55
Apr 14	Vs CHI	MIN	0-0 1/-2 16:04	DND	0-0 2/-1 22:26	DND	0-0 1/0 9:13
Apr 16	Vs VAN	MIN	0-0 4/1 20:10	0-0 0/0 6:32	0-1 4/1 28:52	DND	0-0 3/0 11:13
Apr 18	Vs PHX	DND	0-0 4/0 17:54	DND	0-1 2/1 25:07	DND	0-0 1/0 11:20
Apr 19	Vs DAL	DND	1-0 4/0 19:15	DND	0-1 3/1 23:26	DND	0-1 1/1 9:30
Apr 21	@ COL	DND	0-0 1/-2 16:19	0-0 2/-1 8:27	0-1 0/-1 21:57	DND	0-0 3/0 10:13
Apr 23	Vs COL	DND	1-1 2/0 12:47	DND	0-0 2/-1 24:36	DND	0-0 2/-1 9:55
Apr 25	Vs CGY	DND	0-2 0/1 15:25	DND	0-0 1/1 23:10	DND	0-1 2/1 11:52
Apr 27	Vs CHI	DND	0-0 2/-1 17:40	DND	0-0 2/0 21:00	DND	0-0 2/0 10:12

Skaters: Goals - Assists (Game Winning or Game Tying) Shots(+/-) TOI  
Goalies: Goals Allowed/Shots Decision Minutes Played



## INDIVIDUAL - GAME BY GAME

DATE	OPPONENT	LEOPOLD #33	D'AGOSTINI #36	BACKES #42	POLAK #46	PERRON #57	OSHIE #74
Jan 19	Vs DET	BUF	DND	0-1 2/1 17:38	0-0 3/0 19:51	0-0 0/0 16:28	1-2 4/1 17:40
Jan 21	@ NSH	BUF	DND	0-0 2/0 17:25	0-0 0/0 20:17	0-0 1/0 16:54	0-0 2/0 18:49
Jan 22	@ CHI	BUF	0-0 2/0 8:49	0-0 2/0 19:27	0-0 1/1 15:47	0-1 2/0 18:02	1-0 4/0 20:03
Jan 24	Vs NSH	BUF	DND	0-1 0/0 16:53	0-0 0/1 18:12	0-0 2/0 16:24	1-0 (W) 3/0 18:15
Jan 26	@ DAL	BUF	DND	0-0 2/0 19:11	0-0 2/1 17:08	2-1 (W) 5/3 18:31	0-0 3/0 19:57
Jan 27	Vs MIN	BUF	DND	0-1 1/2 22:43	0-1 2/1 14:44	0-2 1/2 21:36	0-0 1/1 20:57
Jan 31	@ CBJ	BUF	DND	1-1 4/0 20:05	0-0 1/0 17:26	0-0 2/0 18:54	0-2 0/0 18:47
Feb 1	@ DET	BUF	1-0 2/1 8:44	0-1 5/1 15:25	0-1 1/1 17:54	0-1 1/2 16:53	0-0 1/2 19:39
Feb 5	Vs NSH	BUF	0-0 1/1 10:36	0-0 2/2 20:09	0-0 2/2 15:38	0-1 2/2 18:51	0-1 1/2 18:15
Feb 7	Vs DET	BUF	DND	0-0 1/0 18:14	0-0 1/2 15:03	0-0 1/0 18:05	0-0 1/0 19:11
Feb 9	Vs ANA	BUF	DND	1-1 4/1 22:02	0-0 0/3 16:55	1-0 4/1 19:12	1-0 1/1 20:58
Feb 11	Vs L.A	BUF	0-0 0/1 8:08	0-0 1/1 18:59	0-0 2/0 19:44	0-0 0/1 16:05	0-0 5/0 19:11
Feb 13	@ DET	BUF	DND	0-1 0/0 21:19	0-0 0/0 13:18	0-0 3/1 20:14	0-1 1/2 21:53
Feb 15	@ CGY	BUF	DND	0-1 1/1 17:21	0-0 1/1 16:32	2-0 5/1 18:08	0-2 1/1 18:33
Feb 17	@ VAN	BUF	DND	0-1 2/1 22:10	0-0 0/1 22:21	0-1 1/1 18:40	1-0 2/1 23:29
Feb 19	Vs S.J	BUF	DND	0-0 2/0 19:28	0-0 0/0 20:33	0-0 2/0 17:50	0-0 1/1 17:33
Feb 20	@ COL	BUF	0-0 0/0 11:33	0-0 1/0 19:57	0-0 1/0 22:37	0-0 3/0 22:04	0-0 6/0 20:30
Feb 23	Vs CBJ	BUF	0-0 1/1 14:37	0-1 0/1 19:37	0-0 0/0 18:01	1-0 (W) 3/1 15:52	0-0 3/1 18:14
Feb 28	Vs CHI	BUF	0-0 1/2 14:08	0-0 1/1 17:45	0-0 0/1 16:58	0-0 1/1 23:04	0-0 2/1 21:04
Mar 1	Vs EDM	BUF	0-0 3/0 12:46	1-1 5/1 18:35	0-0 0/1 20:52	0-0 1/1 15:56	0-2 0/1 20:35
Mar 3	@ DAL	BUF	0-0 0/0 11:40	0-1 2/0 21:07	0-0 1/2 20:08	1-0 2/1 17:29	0-0 3/1 19:25
Mar 5	@ L.A	BUF	0-1 2/1 13:40	0-0 0/2 18:18	0-0 0/0 12:52	1-1 2/0 19:08	0-0 0/2 21:19
Mar 7	@ PHX	BUF	0-0 1/0 12:17	0-1 4/1 20:56	0-0 0/1 17:58	0-3 1/3 18:47	0-1 1/0 19:17
Mar 9	@ S.J	BUF	0-0 0/1 14:54	0-0 2/0 20:35	0-1 1/1 15:40	0-0 1/1 19:46	0-0 3/0 18:47
Mar 10	@ ANA	BUF	0-0 0/0 10:59	0-0 8/1 19:06	0-0 1/0 21:45	0-0 0/2 21:42	0-1 4/2 20:31
Mar 12	Vs S.J	BUF	0-0 1/1 13:49	0-1 1/1 21:09	0-0 1/1 19:20	1-0 5/1 20:41	0-0 0/0 9:06
Mar 14	Vs PHX	BUF	0-0 2/0 13:48	0-2 2/3 18:51	0-0 1/0 19:46	0-0 2/0 18:25	DND
Mar 16	Vs ANA	BUF	0-0 3/1 9:31	0-0 1/0 19:40	0-0 1/0 21:50	0-0 1/1 19:21	INJ
Mar 19	@ VAN	BUF	DND	0-0 0/3 20:34	0-0 1/1 18:57	0-1 3/1 20:10	INJ
Mar 23	@ EDM	BUF	To N.J	0-0 2/2 19:05	0-1 0/3 20:27	0-0 1/0 15:18	1-0 3/1 17:05
Mar 24	@ CGY	BUF	NJ	0-0 5/1 20:34	0-0 1/0 16:08	0-0 3/0 16:13	1-1 4/1 17:54
Mar 26	Vs EDM	BUF	NJ	0-0 4/1 17:36	0-0 1/1 20:48	0-0 2/1 17:20	0-0 4/0 18:08
Mar 28	Vs L.A	BUF	NJ	0-0 3/1 19:48	0-0 2/1 21:04	0-1 1/1 15:32	0-0 1/1 17:43
Apr 1	@ MIN	0-0 2/1 16:43	NJ	0-1 1/2 20:02	0-0 2/1 20:56	0-0 0/0 14:36	DND
Apr 4	@ CHI	0-0 0/1 16:08	NJ	1-0 1/0 20:48	0-0 0/0 20:06	0-0 0/0 15:39	INJ
Apr 5	Vs CBJ	0-0 1/0 18:07	NJ	1-0 (W) 3/1 18:38	0-0 0/1 15:54	0-0 1/0 17:40	INJ
Apr 7	@ DET	0-0 2/0 16:30	NJ	0-0 3/0 22:18	0-0 0/0 19:48	0-0 1/0 19:53	INJ
Apr 9	@ NSH	0-0 1/0 17:14	NJ	0-0 4/0 20:42	0-0 1/0 19:10	0-1 2/1 17:03	INJ
Apr 11	@ MIN	0-0 1/0 16:51	NJ	0-1 2/0 22:53	1-0 (W) 1/2 18:26	0-0 0/0 18:40	INJ
Apr 12	@ CBJ	0-0 1/1 20:17	NJ	0-0 0/0 16:57	0-0 0/1 16:24	0-0 2/1 17:17	INJ
Apr 14	Vs CHI	0-0 4/1 20:22	NJ	0-0 2/0 22:04	0-0 1/0 16:05	0-0 1/0 19:33	INJ
Apr 16	Vs VAN	0-0 3/0 17:57	NJ	0-0 3/1 19:27	0-0 1/0 18:55	0-1 3/0 18:40	INJ
Apr 18	Vs PHX	0-0 1/0 20:45	NJ	0-1 4/1 23:02	0-0 2/0 18:15	1-0 3/1 18:40	INJ
Apr 19	Vs DAL	0-0 0/1 14:53	NJ	0-0 1/1 18:54	0-0 0/0 21:59	0-0 2/1 15:38	INJ
Apr 21	@ COL	0-0 1/0 18:43	NJ	1-1 3/0 19:16	0-0 1/1 16:28	0-0 0/0 16:17	INJ
Apr 23	Vs COL	0-2 1/0 22:07	NJ	0-0 1/0 21:36	0-0 0/1 17:50	0-0 2/0 17:17	INJ
Apr 25	Vs CGY	0-0 1/1 18:03	NJ	0-0 0/0 16:15	0-1 0/0 18:58	0-0 0/0 15:52	INJ
Apr 27	Vs CHI	0-0 3/0 20:56	NJ	0-2 0/2 16:46	0-0 2/2 18:23	0-0 3/1 14:00	INJ

Skaters: Goals - Assists (Game Winning or Game Tying) Shots(+/-) TOI  
Goalies: Goals Allowed/Shots Decision Minutes Played

## INDIVIDUAL - GAME BY GAME

DATE	OPPONENT	REAVES #75	CRACKNELL #79	TARASENKO #91	ELLIOTT #1	HALAK #41	ALLEN #34
Jan 19	Vs DET	0-0 0/0 9:28	MIN	2-0 (W) 5/1 13:52	DNP	0/14W 60	MIN
Jan 21	@ NSH	0-0 0/0 5:25	MIN	1-2 3/1 14:54	0/13W 32	3/11 33	MIN
Jan 22	@ CHI	DND	MIN	0-0 4/1 15:33	3/27L 59	DNP	MIN
Jan 24	Vs NSH	0-0 0/0 6:39	MIN	1-0 4/1 14:53	DNP	0/13W 60	MIN
Jan 26	@ DAL	0-0 1/0 7:03	MIN	0-1 1/0 15:42	DNP	3/23W 60	MIN
Jan 27	Vs MIN	0-0 0/0 5:50	MIN	0-1 4/1 13:46	4/16W 62	DNP	MIN
Jan 31	@ CBJ	0-1 2/1 6:43	MIN	1-0 3/1 17:27	1/25W 60	DNP	MIN
Feb 1	@ DET	0-0 0/0 5:47	MIN	0-1 2/0 13:57	2/19L 43	2/11 16	MIN
Feb 5	Vs NSH	DND	MIN	0-0 2/1 14:30	4/11L 29	INJ	2/8 31
Feb 7	Vs DET	0-0 0/1 6:22	MIN	0-0 1/2 14:40	5/29L 60	INJ	DNP
Feb 9	Vs ANA	0-0 0/1 7:43	MIN	0-0 0/2 14:42	5/230 65	INJ	DNP
Feb 11	Vs L.A	0-0 1/0 7:16	MIN	0-0 2/2 11:55	4/23L 60	DNP	MIN
Feb 13	@ DET	0-0 0/1 6:31	MIN	1-0 1/1 12:09	DNP	DND	3/18W 61
Feb 15	@ CGY	0-0 2/0 10:14	MIN	0-0 1/0 12:18	DNP	DND	2/32W 60
Feb 17	@ VAN	0-0 1/0 6:19	MIN	0-1 0/1 14:35	DND	DNP	3/31W 65
Feb 19	Vs S.J	0-0 0/0 7:53	MIN	0-0 3/0 12:45	DNP	DND	2/25L 58
Feb 20	@ COL	0-0 0/0 6:18	MIN	0-0 1/0 10:41	DND	1/200 65	DNP
Feb 23	Vs CBJ	0-0 0/0 7:25	MIN	INJ	DNP	1/20W 60	MIN
Feb 28	Vs CHI	0-0 0/0 7:44	DND	INJ	DNP	3/23L 60	MIN
Mar 1	Vs EDM	0-0 0/0 9:53	0-1 2/1 9:50	INJ	DNP	2/17W 60	MIN
Mar 3	@ DAL	0-0 1/0 8:35	0-0 2/0 11:29	INJ	4/27L 59	DNP	MIN
Mar 5	@ L.A	0-0 0/0 5:11	0-0 0/1 7:20	INJ	1/8 13	5/21L 46	MIN
Mar 7	@ PHX	0-0 1/1 6:02	0-0 2/0 6:35	INJ	DND	DNP	3/26W 60
Mar 9	@ S.J	0-0 1/0 6:19	0-0 1/1 9:29	INJ	DND	DNP	3/25W 61
Mar 10	@ ANA	1-0 1/1 5:31	0-1 0/1 6:03	INJ	DND	3/21L 60	DNP
Mar 12	Vs S.J	0-0 0/0 7:37	0-0 0/0 6:36	INJ	DND	DNP	2/41W 60
Mar 14	Vs PHX	0-0 2/0 7:19	0-0 0/0 7:56	INJ	DND	DNP	0/28W 60
Mar 16	Vs ANA	DND	DND	0-1 4/0 13:03	DND	DNP	1/28W 61
Mar 19	@ VAN	0-0 1/0 4:47	MIN	0-1 0/1 12:52	DND	DNP	3/19L 59
Mar 23	@ EDM	DND	MIN	0-0 4/0 12:54	DNP	0/19W 60	DND
Mar 24	@ CGY	DND	MIN	0-0 2/0 11:41	DND	3/17L 59	DNP
Mar 26	Vs EDM	DND	MIN	0-0 5/1 14:05	DND	0/12 35	3/7L 25
Mar 28	Vs L.A	0-0 0/0 7:58	MIN	2-0 4/1 13:23	MIN	3/39L 60	DNP
Apr 1	@ MIN	0-0 1/0 8:14	MIN	0-0 1/0 10:22	1/20W 40	0/5 20	MIN
Apr 4	@ CHI	0-1 1/0 8:11	2-0 2/1 9:22	0-0 2/1 14:32	3/36W 65	DND	DNP
Apr 5	Vs CBJ	0-0 0/0 9:08	0-0 1/0 8:37	0-0 1/0 13:40	DNP	DND	1/27W 60
Apr 7	@ DET	0-0 0/0 5:34	0-0 0/0 6:14	0-0 1/0 11:59	0/28W 60	DND	DNP
Apr 9	@ NSH	0-0 1/0 10:47	0-0 2/0 9:59	0-0 0/0 15:06	0/15W 60	DND	DNP
Apr 11	@ MIN	0-0 0/0 7:51	0-0 0/0 9:22	0-1 0/1 12:22	0/23W 60	DND	DNP
Apr 12	@ CBJ	0-0 0/0 10:10	0-0 1/0 9:12	0-0 3/1 15:38	DNP	DND	4/19L 60
Apr 14	Vs CHI	0-0 1/0 6:54	0-0 2/0 6:52	0-0 2/0 13:04	2/26L 58	DND	DNP
Apr 16	Vs VAN	0-0 0/0 6:49	DND	0-0 0/0 11:01	1/22W 65	DND	DNP
Apr 18	Vs PHX	0-0 0/0 4:22	0-0 1/0 7:23	0-0 2/0 9:13	1/34W 64	DND	DNP
Apr 19	Vs DAL	1-0 (W) 1/1 9:29	0-0 1/0 9:04	0-0 2/0 13:38	1/22W 60	DND	DNP
Apr 21	@ COL	0-0 0/0 9:05	DND	0-1 1/1 11:53	4/19L 37	DND	1/12 23
Apr 23	Vs COL	0-0 1/0 8:26	0-0 3/0 9:30	0-0 2/0 13:01	1/18W 60	DND	DNP
Apr 25	Vs CGY	2-0 3/2 8:44	0-2 1/2 10:30	0-0 2/0 14:05	1/19W 60	DNP	DND
Apr 27	Vs CHI	0-0 0/0 9:43	0-0 0/0 10:54	0-1 0/1 13:44	1/23W 60	DNP	DND

Skaters: Goals - Assists (Game Winning or Game Tying) Shots(+/-) TOI  
Goalies: Goals Allowed/Shots Decision Minutes Played

## ST. LOUIS BLUES vs. ANAHEIM DUCKS 2012-2013 REGULAR SEASON

### at ST. LOUIS BLUES

Date	Score	W Goal
16 Mar '13 *	ANA 1 @ STL 2	Chris Stewart
09 Feb '13 **	ANA 6 @ STL 5	Nick Bonino

### at ANAHEIM DUCKS

Date	Score	W Goal
10 Mar '13	STL 2 @ ANA 4	Corey Perry

### Individual Scoring

BLUES											DUCKS										
Player	GP	G	A	P	+/-	PIM	PP	SH			Player	GP	G	A	P	+/-	PIM	PP	SH		
Chris Stewart	3	2	3	5	-1	0	1	0			Bobby Ryan	3	3	2	5	4	4	0	0		
Alexander Steen	2	1	2	3	-2	0	1	0			Francois Beauchemin	3	0	5	5	5	0	0	0		
David Backes	3	1	1	2	0	4	0	0			Teemu Selanne	3	1	3	4	2	0	0	0		
T.J. Oshie	2	1	1	2	-1	2	0	0			Saku Koivu	3	2	1	3	3	0	0	0		
Kris Russell	2	1	1	2	0	2	1	0			Andrew Cogliano	3	2	0	2	2	0	0	1		
Kevin Shattenkirk	3	0	2	2	0	0	0	0			Corey Perry	2	2	0	2	1	2	1	0		
Andy McDonald	1	0	2	2	1	0	0	0			Ryan Getzlaf	3	0	2	2	1	2	0	0		
Patrik Berglund	3	1	0	1	-4	2	1	0			Emerson Etem	3	0	1	1	1	2	0	0		
David Perron	3	1	0	1	-4	0	0	0			Ben Lovejoy	3	0	1	1	-1	0	0	0		
Ryan Reaves	3	1	0	1	0	0	0	0			Sheldon Souray	3	0	1	1	5	0	0	0		
Wade Redden	3	0	1	1	0	2	0	0			Daniel Winnik	3	0	1	1	-1	2	0	0		
Vladimir Sobotka	3	0	1	1	-2	0	0	0			Bryan Allen	2	0	1	1	-1	0	0	0		
Alex Pietrangelo	2	0	1	1	-2	0	0	0			Cam Fowler	2	0	1	1	0	0	0	0		
Vladimir Tarasenko	2	0	1	1	-2	0	0	0			Nick Bonino	1	0	1	1	0	0	0	0		
Adam Cracknell	1	0	1	1	1	2	0	0			Matt Beleskey	3	0	0	0	0	4	0	0		
Barret Jackman	3	0	0	0	-3	4	0	0			Luca Sbisa	3	0	0	0	0	0	0	0		
Scott Nichol	3	0	0	0	1	0	0	0			Peter Holland	2	0	0	0	0	0	0	0		
Roman Polak	3	0	0	0	-3	2	0	0			Toni Lydman	2	0	0	0	0	0	0	0		
Jaden Schwartz	3	0	0	0	0	0	0	0			Brandon McMillan	2	0	0	0	-1	0	0	0		
Ian Cole	2	0	0	0	1	0	0	0			Kyle Palmieri	2	0	0	0	-2	0	0	0		
Matt D'Agostini	2	0	0	0	-1	0	0	0			Brad Staubitz	1	0	0	0	0	0	0	0		
Chris Porter	2	0	0	0	-1	0	0	0			David Steckel	1	0	0	0	0	0	0	0		

Power Play: 4-8 50.0% / Penalty Killing: 9-10 90.0%

Power Play: 1-10 10.0% / Penalty Killing: 4-8 50.0%

### Goaltending

BLUES											DUCKS										
Goalie	GP	Min	W	L	OT	GA	SA	SV	GAA	SV%	Goalie	GP	Min	W	L	OT	GA	SA	SV	GAA	SV%
Jake Allen	1	61	1	0	0	1	28	27	0.99	.964	Jonas Hiller	2	120	1	0	1	4	52	48	1.99	.923
Brian Elliott	1	65	0	0	1	5	23	18	4.62	.783	Viktor Fasth	1	65	1	0	0	5	31	26	4.62	.839
Jaroslav Halak	1	60	0	1	0	3	21	18	3.02	.857											

### Goals by Period

BLUES						DUCKS					
	1st	2nd	3rd	OT	Total		1st	2nd	3rd	OT	Total
Goals	4	1	3	1	9	Goals	2	4	4	0	10

### Shots by Period

BLUES						DUCKS					
	1st	2nd	3rd	OT	Total		1st	2nd	3rd	OT	Total
Shots	27	32	21	3	83	Shots	24	27	20	2	73

\* - Overtime \*\* - Shootout

### ALL-TIME SERIES VS. ANAHEIM

HOME				ROAD				OVERALL			
Year	W-L-T-OTL	W-L-T-OTL	W-L-T-OTL	Year	W-L-T-OTL	W-L-T-OTL	W-L-T-OTL	Year	W-L-T-OTL	W-L-T-OTL	W-L-T-OTL
1993-94	1-1-0	1-1-0	2-2-0	2000-01	2-0-0-0	2-0-0-0	4-0-0-0	2008-09	1-1-0	0-2-0	1-3-0
1994-95	2-0-0	2-0-0	4-0-0	2001-02	1-1-0-0	2-0-0-0	3-1-0-0	2009-10	1-0-1	1-1-0	2-1-1
1995-96	1-1-0	0-2-0	1-3-0	2002-03	1-1-0-0	0-2-0-0	1-3-0-0	2010-11	2-0-0	0-2-0	2-2-0
1996-97	1-1-0	1-0-1	2-1-1	2003-04	2-0-0-0	0-1-1-0	2-1-1-0	2011-12	2-0-0	0-2-0	2-2-0
1997-98	0-1-1	2-0-0	2-1-1	2005-06	1-0-1	0-2-0	1-2-1	2012-13	1-0-1	0-1-0	1-1-1
1998-99	0-1-1	2-0-0	2-1-1	2006-07	0-0-2	1-1-0	1-1-2	TOTALS	22-8-8-0	15-19-3-0	37-27-11-0
1999-00	1-0-1-0	1-1-0-0	2-1-1-0	2007-08	2-0-0	0-1-1	2-1-1				

### ALL-TIME SERIES FACTS

Shutouts For: 3 (2 home, 1 road)	Overtime Record: 5-3-5	Shootout Record: 1-4
Shutouts Against: 4 (2 home, 2 road)	Overtime at Home: 4-1-3	Shootout at Home: 1-4
Last STL SO: Oct. 17, 2009 (5-0 @ ANA)	Overtime on Road: 1-2-2	Shootout on Road: 0-0
Last ANA SO: Oct. 9, 2006 (0-2 @ ANA)	2012-13 OT Record: 1-0	2012-13 SO Record: 0-1

### ALL-TIME SERIES VS. BOSTON

HOME				ROAD				OVERALL			
Year	W-L-T-OTL	W-L-T-OTL	W-L-T-OTL	Year	W-L-T-OTL	W-L-T-OTL	W-L-T-OTL	Year	W-L-T-OTL	W-L-T-OTL	W-L-T-OTL
1967-68	1-1-0	0-1-1	1-2-1	1983-84	0-2-0	0-1-0	0-3-0	1999-00	1-0-0-0	1-0-0-0	2-0-0-0
1968-69	1-1-1	1-1-1	2-2-2	1984-85	0-1-0	0-0-2	0-1-2	2000-01	1-0-0-0	0-1-0-0	1-1-0-0
1969-70	1-1-1	0-2-1	1-3-2	1985-86	1-1-0	1-0-0	2-1-0	2001-02	1-0-0-0	1-0-0-0	2-0-0-0
1970-71	0-2-1	1-2-0	1-4-1	1986-87	1-0-0	0-2-0	1-2-0	2002-03	DNP	1-0-0-0	1-0-0-0
1971-72	1-1-1	0-3-0	1-4-1	1987-88	1-1-0	1-0-0	2-1-0	2003-04	1-0-0-0	DNP	1-0-0-0
1972-73	2-0-0	1-2-0	3-2-0	1988-89	0-1-0	0-2-0	0-3-0	2005-06	-Did Not Play-	DNP	1-0-0
1973-74	1-2-0	0-2-0	1-4-0	1989-90	0-2-0	1-0-0	1-2-0	2006-07	1-0-0	DNP	1-0-0
1974-75	2-0-0	0-1-1	2-1-1	1990-91	1-0-0	0-1-1	1-1-1	2007-08	DNP	1-0-0	1-0-0
1975-76	1-0-1	0-2-0	1-2-1	1991-92	2-0-0	1-0-0	3-0-0	2008-09	0-1-0	1-0-0	1-1-0
1976-77	1-0-1	0-2-0	1-2-1	1992-93	0-1-0	0-1-0	0-2-0	2009-10	0-1-0	DNP	0-1-0
1977-78	0-2-0	0-2-0	0-4-0	1993-94	1-0-0	1-0-0	2-0-0	2010-11	DNP	1-0-0	1-0-0
1978-79	1-1-0	0-2-0	1-3-0	1994-95	-Did Not Play-	-Did Not Play-	2011-12	2011-12	0-1-0	DNP	0-1-0
1979-80	0-0-2	1-1-0	1-1-2	1995-96	0-1-0	0-1-0	0-2-0	2013-13	-Did Not Play-	DNP	0-1-0
1980-81	2-0-0	1-1-0	3-1-0	1996-97	1-0-0	0-0-1	1-0-1	TOTALS	28-26-9-0	18-35-9-0	46-61-18-0
1981-82	0-1-1	1-0-0	1-1-1	1997-98	1-0-0	1-0-0	2-0-0				
1982-83	0-1-0	0-2-0	0-3-0	1998-99	DNP	0-0-1	0-0-1				

Shutouts For: 5 (3 home, 2 road)  
Shutouts Against: 11 (5 home, 6 road)  
Last STL SO: Dec. 3, 2002 (4-0 @ BOS)  
Last BOS SO: Mar. 27, 1990 (0-3 @ STL)

### ALL-TIME SERIES FACTS

Overtime Record: 4-3-5	Shootout Record: 3-0
Overtime at Home: 3-1-0	Shootout at Home: 1-0
Overtime on Road: 1-2-5	Shootout on Road: 2-0
2012-13 OT Record: 0-0	2012-13 SO Record: 0-0

## ST. LOUIS BLUES vs. CALGARY FLAMES 2012-2013 REGULAR SEASON

at ST. LOUIS BLUES			at CALGARY FLAMES		
Date	Score	W Goal	Date	Score	W Goal
25 Apr '13	CGY 1 @ STL 4	Andy McDonald	24 Mar '13	STL 2 @ CGY 3	Jarome Iginla
			15 Feb '13	STL 5 @ CGY 2	Alexander Steen

### Individual Scoring

BLUES											FLAMES										
Player	GP	G	A	P	+/-	PIM	PP	SH			Player	GP	G	A	P	+/-	PIM	PP	SH		
Alexander Steen	3	2	2	4	1	2	1	0			Roman Cervenka	3	2	0	2	-4	2	1	0		
T.J. Oshie	2	1	3	4	0	2	0	0			Dennis Wideman	3	1	1	2	-3	0	1	0		
Chris Stewart	3	0	3	3	5	0	0	0			Jarome Iginla	2	1	1	2	2	0	0	0		
David Perron	3	2	0	2	-1	2	2	0			Jiri Hudler	3	0	2	2	-4	2	0	0		
Ryan Reaves	2	2	0	2	2	9	0	0			Curtis Glencross	2	1	0	1	0	4	0	0		
Andy McDonald	3	1	1	2	2	0	0	0			Sven Baertschi	1	1	0	1	0	0	0	0		
Jaden Schwartz	3	1	1	2	0	0	0	0			TJ Brodie	3	0	1	1	-2	2	0	0		
Adam Cracknell	1	0	2	2	2	0	0	0			Mike Cammalleri	3	0	1	1	0	7	0	0		
Patrik Berglund	3	1	0	1	0	0	0	0			Anton Babchuk	2	0	1	1	0	0	0	0		
Vladimir Sobotka	3	1	0	1	1	4	0	0			Mikael Backlund	2	0	1	1	1	0	0	0		
David Backes	3	0	1	1	0	6	0	0			Alex Tanguay	2	0	1	1	-1	0	0	0		
Roman Polak	3	0	1	1	1	4	0	0			Mark Giordano	3	0	0	0	1	4	0	0		
Kevin Shattenkirk	3	0	1	1	3	0	0	0			Tim Jackman	3	0	0	0	0	-1	17	0		
Chris Porter	2	0	1	1	0	0	0	0			Matt Stajan	3	0	0	0	0	6	0	0		
Jay Bouwmeester	1	0	1	1	1	0	0	0			Lee Stempniak	3	0	0	0	-1	0	0	0		
Alex Pietrangelo	3	0	0	0	1	0	0	0			Jay Bouwmeester	2	0	0	0	-1	0	0	0		
Kris Russell	3	0	0	0	1	5	0	0			Chris Butler	2	0	0	0	-2	0	0	0		
Vladimir Tarasenko	3	0	0	0	0	0	0	0			Blake Comeau	2	0	0	0	0	0	0	0		
Barret Jackman	2	0	0	0	0	0	0	0			Roman Horak	2	0	0	0	-2	0	0	0		
Scott Nichol	2	0	0	0	0	0	0	0			Blair Jones	2	0	0	0	-1	0	0	0		
Ian Cole	1	0	0	0	0	0	0	0			Steve Begin	1	0	0	0	0	0	0	0		
Jordan Leopold	1	0	0	0	1	0	0	0			Paul Byron	1	0	0	0	-1	2	0	0		
Wade Redden	1	0	0	0	0	0	0	0			Mark Cundari	1	0	0	0	-1	0	0	0		
Power Play: 3-13 23.1% / Penalty Killing: 9-11 81.8%											Power Play: 2-11 18.2% / Penalty Killing: 10-13 76.9%										



### Goaltending

BLUES											FLAMES										
Goalie	GP	Min	W	L	OT	GA	SA	SV	GAA	SV%	Goalie	GP	Min	W	L	OT	GA	SA	SV	GAA	SV%
Brian Elliott	1	60	1	0	0	1	19	18	1.00	.947	Miikka Kiprusoff	1	60	1	0	0	2	38	36	2.00	.947
Jake Allen	1	60	1	0	0	2	32	30	2.00	.938	Joey MacDonald	2	116	0	2	0	7	41	34	3.62	.829
Jaroslav Halak	1	59	0	1	0	3	17	14	3.05	.824	Leland Irving	1	4	0	0	0	2	4	2	29.15	.500

### Goals by Period

BLUES						FLAMES					
Goals	1st	2nd	3rd	OT	Total	Goals	1st	2nd	3rd	OT	Total
Goals	4	4	3	0	11	Goals	1	3	2	0	6

### Shots by Period

BLUES						FLAMES					
Shots	1st	2nd	3rd	OT	Total	Shots	1st	2nd	3rd	OT	Total
Shots	24	35	24	0	83	Shots	21	22	25	0	68

\* - Overtime \*\* - Shootout

### ALL-TIME SERIES VS. CALGARY\*

HOME			ROAD			OVERALL			HOME			ROAD			OVERALL		
Year	W-L-T-OTL	W-L-T-OTL	W-L-T-OTL	Year	W-L-T-OTL	W-L-T-OTL	W-L-T-OTL	Year	W-L-T-OTL	W-L-T-OTL	W-L-T-OTL	Year	W-L-T-OTL	W-L-T-OTL	W-L-T-OTL	Year	W-L-T-OTL
1972-73	1-0-2	2-0-1	3-0-3	1986-87	1-0-0	1-1-0	2-1-0	2000-01	2-0-0-0	0-0-1-1	2-0-1-1	2001-02	1-1-0-0	0-2-0-0	1-3-0-0	2002-03	2-0-0-0
1973-74	1-1-0	2-0-1	3-1-1	1987-88	1-1-0	0-1-0	1-2-0	2003-04	0-2-0-0	2-0-0-0	2-2-0-0	2004-05	0-2-0-0	2-0-0-0	2-2-0-0	2005-06	1-1-0
1974-75	2-1-0	1-1-0	3-2-0	1988-89	0-1-0	0-2-0	0-3-0	2006-07	0-2-0	0-1-1	0-3-1	2007-08	1-1-0	0-2-0	1-3-0	2008-09	0-1-1
1975-76	2-0-0	1-1-1	3-1-1	1989-90	0-1-1	0-1-0	0-2-1	2008-09	0-1-1	1-1-0	1-2-1	2009-10	0-1-1	1-1-0	1-2-1	2010-11	0-2-0
1976-77	1-2-0	0-2-0	1-4-0	1990-91	0-1-0	1-1-0	1-2-0	2011-12	2-0-0	1-1-0	3-1-0	2012-13	1-0-0	1-1-0	2-1-0	2013-14	1-0-0
1977-78	0-1-1	0-3-0	0-4-1	1991-92	1-0-1	0-1-0	1-1-1	2014-15	1-1-0	1-1-0	2-2-0	TOTALS	37-31-11-0	33-37-7-1	70-68-18-1		
1978-79	1-2-0	0-2-0	1-4-0	1992-93	2-0-0	1-1-0	3-1-0										
1979-80	0-2-0	1-1-0	1-3-0	1993-94	1-0-1	2-0-0	3-0-1										
1980-81	1-1-0	1-1-0	2-2-0	1994-95	2-0-0	0-2-0	2-2-0										
1981-82	1-1-0	1-1-0	2-2-0	1995-96	0-1-1	0-1-1	0-2-2										
1982-83	0-1-0	1-0-0	1-1-0	1996-97	1-1-0	2-0-0	3-1-0										
1983-84	0-1-1	0-1-0	0-2-1	1997-98	2-0-0	1-1-0	3-1-0										
1984-85	1-0-0	2-0-0	3-0-0	1998-99	1-1-0	1-1-0	2-2-0										
1985-86	1-1-0	1-0-0	2-1-0	1999-00	2-0-1-0	2-0-0-0	4-0-1-0										

\*Calgary played as the Atlanta Flames until the 1980-1981 season

### ALL-TIME SERIES FACTS

Shutouts For: 9 (6 home, 3 road)  
Shutouts Against: 8 (5 home, 3 road)  
Last STL SO: Nov. 25, 2011 (2-0 @ STL)  
Last CGY SO: March 1, 2011 (0-6 @ STL)

Shutout Record: 2-1  
Shutout at Home: 1-0  
Shutout on Road: 1-1  
2012-13 SO Record: 0-0

### ALL-TIME SERIES VS. BUFFALO

HOME			ROAD			OVERALL			HOME			ROAD			OVERALL		
Year	W-L-T-OTL	W-L-T-OTL	W-L-T-OTL	Year	W-L-T-OTL	W-L-T-OTL	W-L-T-OTL	Year	W-L-T-OTL	W-L-T-OTL	W-L-T-OTL	Year	W-L-T-OTL	W-L-T-OTL	W-L-T-OTL	Year	W-L-T-OTL
1970-71	3-0-0	1-2-0	4-2-0	1985-86	1-1-0	0-1-0	1-2-0	2000-01	1-0-0-0	DNP	1-0-0-0	2001-02	1-0-0-0	1-0-0-0	2-0-0-0	2002-03	1-0-0-0
1971-72	2-0-1	2-1-0	4-1-1	1986-87	1-0-0	1-1-0	2-1-0	2003-04	DNP	1-0-0-0	1-0-0-0	2004-05	DNP	1-0-0-0	1-0-0-0	2005-06	-Did Not Play-
1972-73	1-1-1	0-1-1	1-2-2	1987-88	0-2-0	0-1-0	0-3-0	2006-07	1-0-0	DNP	1-0-0	2007-08	DNP	1-0-0	1-0-0	2008-09	DNP
1973-74	1-0-1	1-2-0	2-2-1	1988-89	1-0-0	1-1-0	2-1-0	2009-10	0-1-0	DNP	0-1-0	2010-11	DNP	1-0-0	1-0-0	2011-12	DNP
1974-75	0-1-1	0-1-1	0-2-2	1989-90	2-0-0	0-1-0	2-1-0	2012-13	1-0-0	DNP	1-0-0	2013-14	-Did Not Play-			TOTALS	31-15-7-0
1975-76	1-1-0	0-1-1	1-2-1	1990-91	1-0-0	2-0-0	3-0-0										19-30-6-0
1976-77	2-0-0	0-2-0	2-2-0	1991-92	1-0-0	1-1-0	2-1-0										50-45-13-0
1977-78	0-2-0	0-2-0	0-4-0	1992-93	0-0-1	0-1-0	0-1-1										
1978-79	0-1-1	0-2-0	0-3-1	1993-94	1-0-0	1-0-0	2-0-0										
1979-80	2-0-0	0-2-0	2-2-0	1994-95	-Did Not Play-												
1980-81	2-0-0	1-0-1	3-0-1	1995-96	0-1-0	0-1-0	0-2-0										
1981-82	1-1-0	0-1-0	1-2-0	1996-97	0-1-0	0-0-1	0-1-1										
1982-83	1-0-0	0-2-0	1-2-0	1997-98	0-1-0	0-0-1	0-1-1										
1983-84	1-1-0	0-1-0	1-2-0	1998-99	0-0-1	1-0-0	1-0-1										
1984-85	1-0-0	1-1-0	2-1-0	1999-00	DNP	1-0-0-0	1-0-0-0										

### ALL-TIME SERIES FACTS

Shutouts For: 4 (2 home, 2 road)  
Shutouts Against: 5 (3 home, 2 road)  
Last STL SO: Feb. 18, 2011 (3-0 @ BUF)  
Last BUF SO: Nov. 27, 1995 (0-2 @ STL)

Overtime Record: 4-1-4  
Overtime at Home: 3-0-2  
Overtime on Road: 1-1-2  
2012-13 OT Record: 0-0

Shutout Record: 0-0  
Shutout at Home: 0-0  
Shutout on Road: 0-0  
2012-13 SO Record: 0-0

## ST. LOUIS BLUES vs. CHICAGO BLACKHAWKS 2012-2013 REGULAR SEASON

at ST. LOUIS BLUES			at CHICAGO BLACKHAWKS		
Date	Score	W Goal	Date	Score	W Goal
27 Apr '13	CHI 1 @ STL 3	Jaden Schwartz	04 Apr '13 **	STL 4 @ CHI 3	Kevin Shattenkirk
14 Apr '13	CHI 2 @ STL 0	Bryan Bickell	22 Jan '13	STL 2 @ CHI 3	Viktor Stalberg
28 Feb '13	CHI 3 @ STL 0	Jonathan Toews			

ALL-TIME SERIES VS. CAROLINA											
Year	HOME W-L-T-OTL	ROAD W-L-T-OTL	OVERALL W-L-T-OTL	Year	HOME W-L-T-OTL	ROAD W-L-T-OTL	OVERALL W-L-T-OTL	Year	HOME W-L-T-OTL	ROAD W-L-T-OTL	OVERALL W-L-T-OTL
1979-80	1-1-0	1-1-0	2-2-0	1991-92	1-1-0	1-0-0	2-1-0	2003-04	DNP	0-1-0-0	0-1-0-0
1980-81	2-0-0	1-0-1	3-0-1	1992-93	1-0-0	1-1-0*	2-1-0	2005-06	DNP	0-1-0	0-1-0
1981-82	1-1-0	0-1-0	1-2-0	1993-94	1-0-0	2-0-0**	3-0-0	2006-07		-Did Not Play-	
1982-83	1-0-0	1-1-0	2-1-0	1994-95		-Did Not Play-		2007-08	1-0-0	DNP	1-0-0
1983-84	1-1-0	0-1-0	1-2-0	1995-96	1-0-0	1-0-0	2-0-0	2008-09	0-1-0	0-1-0	0-2-0
1984-85	0-1-0	1-1-0	1-2-0	1996-97	1-0-0	0-1-0	1-1-0	2009-10	DNP	1-0-0	1-0-0
1985-86	0-1-1	1-0-0	1-1-1	1997-98	1-0-0	0-1-0	1-1-0	2010-11	0-0-1	DNP	0-0-1
1986-87	1-0-0	0-2-0	1-2-0	1998-99	1-0-0	0-0-0	1-0-0	2011-12	1-0-0	0-1-0	1-1-0
1987-88	1-1-0	1-0-0	2-1-0	1999-00	0-1-0-0	1-0-0-0	1-1-0-0	2012-13		-Did Not Play-	
1988-89	0-0-1	0-1-1	0-1-2	2000-01	0-0-1-0	1-0-0-0	1-0-1-0	TOTALS	21-10-4-0	18-15-2-0	39-25-6-0
1989-90	1-1-0	1-0-0	2-1-0	2001-02	1-0-0-0	DNP	1-0-0-0				
1990-91	1-0-0	2-0-0	3-0-0	2002-03	1-0-0-0	1-0-0-0	2-0-0-0				

\*Carolina played as the Hartford Whalers until the 1997-98 season.

\*\*Neutral site game played in Peoria, IL on

2-8-93 is credited as a Blues road game. (W)

\*\*Neutral site game played in Cleveland, OH on 1-6-94 is credited as a Blues road game. (W)

### ALL-TIME SERIES FACTS

Shutouts For: 4 (3 home, 1 road)	Overtime Record: 3-0-4	Shootout Record: 0-1
Shutouts Against: 7 (2 home, 5 road)	Overtime at Home: 3-0-3	Shootout at Home: 0-1
Last STL SO: Jan. 5, 2008 (1-0 @ CAR)	Overtime on Road: 0-0-1	Shootout on Road: 0-0
Last CAR SO: March 15, 2012 (0-2 @ CAR)	2011-12 OT Record: 1-0	2011-12 SO Record: 0-0

Individual Scoring																	
BLUES									BLACKHAWKS								
Player	GP	G	A	P	+/-	PIM	PP	SH	Player	GP	G	A	P	+/-	PIM	PP	SH
David Backes	5	1	2	3	1	0	0	0	Jonathan Toews	4	3	3	6	5	0	0	0
Jaden Schwartz	5	2	0	2	-2	0	0	0	Bryan Bickell	5	1	3	4	2	0	0	0
Adam Cracknell	3	2	0	2	1	0	0	0	Viktor Stalberg	4	2	1	3	3	7	0	0
Andy McDonald	4	1	1	2	-1	4	0	0	Marian Hossa	4	1	2	3	5	2	0	1
Chris Porter	4	0	2	2	0	0	0	0	Brent Seabrook	5	1	1	2	2	0	1	0
Alexander Steen	4	0	2	2	2	4	0	0	Patrick Kane	4	1	1	2	-1	0	0	0
Kris Russell	3	0	2	2	1	0	0	0	Brandon Saad	4	1	1	2	1	0	0	0
Patrik Berglund	5	1	0	1	-2	2	0	0	Nick Leddy	5	0	2	2	2	0	0	0
T.J. Oshie	2	1	0	1	-1	0	1	0	Andrew Shaw	5	1	0	1	1	2	0	0
David Perron	5	0	1	1	0	2	0	0	Ben Smith	1	1	0	1	1	0	0	0
Alex Pietrangelo	5	0	1	1	-3	0	0	0	Johnny Oduya	5	0	1	1	1	0	0	0
Kevin Shattenkirk	5	0	1	1	0	4	0	0	Duncan Keith	4	0	1	1	-1	2	0	0
Ryan Reaves	4	0	1	1	0	4	0	0	Michal Rozsival	4	0	1	1	1	0	0	0
Vladimir Tarasenko	4	0	1	1	1	2	0	0	Patrick Sharp	2	0	1	1	1	2	0	0
Jay Bouwmeester	3	0	1	1	-1	2	0	0	Jimmy Hayes	1	0	1	1	0	0	0	0
Roman Polak	5	0	0	0	0	19	0	0	Jeremy Morin	1	0	1	1	0	0	0	0
Vladimir Sobotka	5	0	0	0	-4	2	0	0	Brandon Bollig	5	0	0	0	-2	11	0	0
Chris Stewart	5	0	0	0	-4	5	0	0	Michael Frolik	5	0	0	0	-3	0	0	0
Barret Jackman	4	0	0	0	0	0	0	0	Niklas Hjalmarsson	4	0	0	0	1	2	0	0
Jordan Leopold	3	0	0	0	-2	0	0	0	Marcus Kruger	4	0	0	0	0	4	0	0
Ian Cole	2	0	0	0	-3	2	0	0	Dave Bolland	3	0	0	0	-2	6	0	0
Matt D'Agostini	2	0	0	0	-2	0	0	0	Sheldon Brookbank	2	0	0	0	0	4	0	0
Jamie Langenbrunner	1	0	0	0	0	0	0	0	Daniel Carillo	2	0	0	0	1	0	0	0
Andrew Murray	1	0	0	0	0	0	0	0	Michal Handzus	2	0	0	0	1	0	0	0
Scott Nichol	1	0	0	0	0	0	0	0	Shawn Lalonde	1	0	0	0	1	0	0	0
Power Play: 1-12 8.3% / Penalty Killing: 10-11 90.9%									Drew LeBlanc	1	0	0	0	-2	0	0	0
									Jamal Mayers	1	0	0	0	0	0	0	0
									Brandon Pirri	1	0	0	0	0	0	0	0
									Ryan Stanton	1	0	0	0	1	2	0	0
									Power Play: 1-11 9.1% / Penalty Killing: 11-12 91.7%								

Goaltending																			
BLUES										BLACKHAWKS									
Goalie	GP	Min	W	LOT	GA	SA	SV	GAA	SV%	Goalie	GP	Min	W	LOT	GA	SA	SV	GAA	SV%
Brian Elliott	4	242	2-2-0	9	112	103	2.23	.920		Corey Crawford	4	205	3-0-1	5	92	87	1.46	.946	
Jaroslav Halak	1	60	0-1-0	3	23	20	3.00	.870		Ray Emery	1	40	0-0-0	0	15	15	0.00	1.000	
										Carter Hutton	1	59	0-1-0	3	28	25	3.06	.893	

Goals by Period						BLACKHAWKS					
BLUES						BLACKHAWKS					
Goals	1st	2nd	3rd	OT	Total	Goals	1st	2nd	3rd	OT	Total
	3	1	4	0	8		2	4	6	0	12

Shots by Period						BLACKHAWKS					
BLUES						BLACKHAWKS					
Shots	1st	2nd	3rd	OT	Total	Shots	1st	2nd	3rd	OT	Total
	42	40	50	3	135		38	53	41	3	135

ALL-TIME SERIES VS. CHICAGO											
Year	HOME W-L-T-OTL	ROAD W-L-T-OTL	OVERALL W-L-T-OTL	Year	HOME W-L-T-OTL	ROAD W-L-T-OTL	OVERALL W-L-T-OTL	Year	HOME W-L-T-OTL	ROAD W-L-T-OTL	OVERALL W-L-T-OTL
1967-68	0-1-1	0-1-1	0-2-2	1983-84	3-0-1	0-4-0	3-4-1	1999-00	1-1-0-1	1-1-1-0	2-2-1-1
1968-69	2-0-1	0-3-0	2-3-1	1984-85	2-1-1	2-2-0	4-3-1	2000-01	3-0-0-0	1-1-0-0	4-1-0-0
1969-70	2-1-0	0-3-0	2-4-0	1985-86	3-1-0	0-4-0	3-5-0	2001-02	1-1-0-0	0-1-1-1	1-2-1-1
1970-71	1-1-1	0-1-2	1-2-3	1986-87	2-0-2	1-1-2	3-1-4	2002-03	1-2-0-0	0-0-2-0	1-2-2-0
1971-72	0-3-0	0-3-0	0-6-0	1987-88	2-1-1	2-2-0	4-3-1	2003-04	2-1-0-1	1-1-0-1	3-2-0-1
1972-73	1-2-0	2-1-0	3-3-0	1988-89	4-0-0	2-1-1	6-1-1	2005-06	2-1-1	1-1-2	3-2-3
1973-74	0-1-1	0-2-1	0-3-2	1989-90	2-1-1	3-1-0	5-2-1	2006-07	2-2-0	1-3-0	3-5-0
1974-75	1-2-0	1-2-0	2-4-0	1990-91	2-2-0	2-2-0	4-4-0	2007-08	2-2-0	1-2-1	3-4-1
1975-76	1-1-1	1-2-0	2-3-1	1991-92	2-1-1	1-3-0	3-4-1	2008-09	2-0-1	2-1-0	4-1-1
1976-77	2-1-0	2-1-0	4-2-0	1992-93	1-1-1	2-2-0	3-3-1	2009-10	1-2-0	1-2-0	2-4-0
1977-78	1-1-1	0-2-1	1-3-2	1993-94	3-0-0	1-2-0	4-2-0	2010-11	2-1-0	0-1-2	2-2-2
1978-79	1-2-1	1-3-0	2-5-1	1994-95	0-1-1	1-0-1	1-1-2	2011-12	2-1-0	0-1-2	2-2-2
1979-80	1-0-1	1-1-0	2-1-1	1995-96	0-2-0	2-0-1	2-2-1	2012-13	1-2-0	1-1-0	2-3-0
1980-81	1-1-0	1-0-1	2-1-1	1996-97	1-2-0	1-1-1	2-3-1	<b>TOTALS</b>	<b>71-51-20-1</b>	<b>42-75-28-2</b>	<b>113-126-47-3</b>
1981-82	2-1-0	2-1-1	4-2-1	1997-98	2-1-0	1-2-0	3-3-0				
1982-83	2-2-0	0-4-0	2-6-0	1998-99	2-1-0	2-1-0	4-2-0				

### ALL-TIME SERIES FACTS

Shutouts For: 13 (9 home, 4 road)	Overtime Record: 5-11-20	Shootout Record: 3-2
Shutouts Against: 15 (5 home, 10 road)	Overtime at Home: 1-3-9	Shootout at Home: 2-0
Last STL SO: Nov. 8, 2011 (3-0 @ STL)	Overtime on Road: 4-8-11	Shootout on Road: 1-2
Last CHI SO: Dec. 16, 2009 (0-3 @ CHI)	2011-12 OT Record: 0-0	2012-13 SO Record: 1-0



## ST. LOUIS BLUES vs. COLORADO AVALANCHE 2012-2013 REGULAR SEASON

at ST. LOUIS BLUES				at COLORADO AVALANCHE			
Date	Score	W Goal		Date	Score	W Goal	
23 Apr '13	COL 1 @ STL 3	Patrik Berglund		21 Apr '13	STL 3 @ COL 5	Matt Duchene	
				20 Feb '13 *	STL 0 @ COL 1	David Jones	

### Individual Scoring

BLUES										AVALANCHE									
Player	GP	G	A	P	+/-	PIM	PP	SH		Player	GP	G	A	P	+/-	PIM	PP	SH	
David Backes	3	1	1	2	0	4	0	0		Jamie McGinn	3	2	1	3	1	4	1	0	
Patrik Berglund	3	1	1	2	0	2	1	0		Cody McLeod	3	2	0	2	0	4	0	0	
Andy McDonald	3	1	1	2	-1	2	0	0		Paul Stastny	3	0	2	2	2	2	0	0	
Chris Stewart	3	1	1	2	-3	4	1	0		Matt Duchene	3	1	0	1	1	0	0	0	
Jay Bouwmeester	2	0	2	2	-1	0	0	0		Chuck Kobasew	3	1	0	1	1	0	0	0	
Jordan Leopold	2	0	2	2	0	0	0	0		David Jones	1	1	0	1	1	0	0	0	
Jaden Schwartz	3	1	0	1	0	0	0	0		Stefan Elliott	3	0	1	1	1	0	0	0	
Kevin Shattenkirk	3	1	0	1	0	0	0	0		Matt Hunwick	3	0	1	1	0	0	0	0	
Alex Pietrangolo	3	0	1	1	-2	0	0	0		Aaron Palushaj	3	0	1	1	1	0	0	0	
Vladimir Sobotka	3	0	1	1	-1	0	0	0		Greg Zanon	3	0	1	1	0	2	0	0	
Vladimir Tarasenko	3	0	1	1	1	0	0	0		Gabriel Landeskog	2	0	1	1	-1	2	0	0	
Barret Jackman	3	0	0	0	-1	0	0	0		Shane O'Brien	2	0	1	1	0	2	0	0	
David Perron	3	0	0	0	0	0	0	0		Ryan O'Reilly	2	0	1	1	-1	2	0	0	
Roman Polak	3	0	0	0	0	4	0	0		Tyson Barrie	3	0	0	0	-1	2	0	0	
Ryan Reaves	3	0	0	0	0	0	0	0		Patrick Bordeleau	3	0	0	0	0	0	0	0	
Alexander Steen	3	0	0	0	0	0	0	0		Jan Hejda	3	0	0	0	4	0	0	0	
Chris Porter	2	0	0	0	-1	0	0	0		John Mitchell	3	0	0	0	2	2	0	0	
Ian Cole	1	0	0	0	0	0	0	0		PA Parenteau	3	0	0	0	1	0	0	0	
Adam Cracknell	1	0	0	0	0	0	0	0		Mark Oliver	2	0	0	0	0	0	0	0	
Matt D'Agostini	1	0	0	0	0	0	0	0		Milan Hejduk	1	0	0	0	0	0	0	0	
Dmitrij Jaskin	1	0	0	0	-1	0	0	0		Ryan O'Byrne	1	0	0	0	0	0	0	0	
T.J. Oshie	1	0	0	0	0	0	0	0		Tomas Vincour	1	0	0	0	-1	0	0	0	
Kris Russell	1	0	0	0	0	0	0	0											
										Power Play: 1-6 16.7%      Penalty Killing: 1-10 80.0%									

Power Play: 2-10 20.0% / Penalty Killing: 5-6 83.3%

### Goaltending

BLUES										AVALANCHE									
Goalie	GP	Min	WLOT	GA	SA	SV	GAA	SV%		Goalie	GP	Min	WLOT	GA	SA	SV	GAA	SV%	
Brian Elliott	2	97	1-1-0	5	37	32	3.09	.865		Semyon Varlamov	2	123	1-1-0	3	67	64	1.46	.955	
Jaroslav Halak	1	65	0-0-1	1	20	19	0.93	.950		J.S. Giguere	1	60	1-0-0	3	32	29	3.00	.906	
Jake Allen	1	23	0-0-0	1	12	11	2.65	.917											

### Goals by Period

BLUES						AVALANCHE					
	1st	2nd	3rd	OT	Total		1st	2nd	3rd	OT	Total
Goals	2	3	1	0	6	Goals	2	3	1	1	7

### Shots by Period

BLUES						AVALANCHE					
	1st	2nd	3rd	OT	Total		1st	2nd	3rd	OT	Total
Shots	36	43	18	2	99	Shots	22	20	23	4	69

\* - Overtime \*\* - Shootout

### ALL-TIME SERIES VS. COLORADO

Year	HOME W-L-T-OTL	ROAD W-L-T-OTL	OVERALL W-L-T-OTL	Year	HOME W-L-T-OTL	ROAD W-L-T-OTL	OVERALL W-L-T-OTL	Year	HOME W-L-T-OTL	ROAD W-L-T-OTL	OVERALL W-L-T-OTL
1979-80	2-0-0	0-2-0	2-2-0	1991-92	1-0-0	1-0-0	2-0-0	2003-04	0-1-1-0	1-0-1-0	1-1-2-0
1980-81	2-0-0	0-1-1	2-1-1	1992-93	0-0-1	1-0-0	1-0-1	2005-06	0-0-2	0-2-0	0-2-2
1981-82	0-1-0	1-1-0	1-2-0	1993-94	0-1-0	0-1-0	0-2-0	2006-07	2-0-0	1-1-0	3-1-0
1982-83	1-0-1	0-1-0	1-1-1	1994-95	-Did Not Play-			2007-08	1-1-0	1-1-0	2-2-0
1983-84	0-1-0	0-1-1	0-2-1	1995-96	1-1-0	1-1-0	2-2-0	2008-09	2-0-0	1-1-0	3-1-0
1984-85	1-1-0	0-1-0	1-2-0	1996-97	1-1-0	1-1-0	2-2-0	2009-10	0-2-0	0-2-0	0-4-0
1985-86	1-0-0	1-1-0	2-1-0	1997-98	1-0-1	0-2-0	1-2-1	2010-11	1-1-0	0-2-0	1-3-0
1986-87	2-0-0	1-0-0	3-0-0	1998-99	0-2-0	0-2-1	0-4-1	2011-12	2-0-0	0-1-1	2-1-1
1987-88	1-0-0	1-1-0	2-1-0	1999-00	2-0-0-0	0-2-0-0	2-2-0-0	2012-13	1-0-0	0-1-1	1-1-1
1988-89	2-0-0	1-0-0	3-0-0	2000-01	0-2-0-0	1-0-1-0	1-2-1-0	<b>TOTALS</b>	<b>31-18-6-0</b>	<b>17-31-9-0</b>	<b>48-49-15-0</b>
1989-90	1-0-0	2-0-0	3-0-0	2001-02	0-2-0-0	1-1-0-0	1-3-0-0				
1990-91	2-0-0	0-0-1	2-0-1	2002-03	1-1-0-0	0-1-1-0	1-2-1-0				

\* Colorado played as the Quebec Nordiques until the 1995-96 season

### ALL-TIME SERIES FACTS

Shutouts For: 6 (3 home, 3 road)	Overtime Record: 4-2-9	Shootout Record: 0-2
Shutouts Against: 9 (1 home, 8 road)	Overtime at Home: 3-1-3	Shootout at Home: 0-1
Last STL S0: Jan. 7, 2012 (4-0 @ STL)	Overtime on Road: 1-1-6	Shootout on Road: 0-1
Last COL S0: Feb. 20, 2013 (0-1 @COL)	2012-13 OT Record: 1-1	2012-13 SO Record: 0-0

## ST. LOUIS BLUES vs. COLUMBUS BLUE JACKETS 2012-2013 REGULAR SEASON

at ST. LOUIS BLUES				at COLUMBUS BLUE JACKETS			
Date	Score	W Goal		Date	Score	W Goal	
05 Apr '13	CBJ 1 @ STL 3	David Backes		12 Apr '13	STL 1 @ CBJ 4	Artem Anisimov	
23 Feb '13	CBJ 1 @ STL 2	David Perron		31 Jan '13	STL 4 @ CBJ 1	Patrik Berglund	

### Individual Scoring

BLUES										BLUE JACKETS									
Player	GP	G	A	P	+/-	PIM	PP	PP	SH	Player	GP	G	A	P	+/-	PIM	PP	PP	SH
David Backes	4	2	2	4	2	0	1	0	0	James Wisniewski	4	0	3	3	-1	2	0	0	0
Alexander Steen	4	0	3	3	2	2	0	0	0	Artem Anisimov	3	2	0	2	0	2	0	0	0
Patrik Berglund	4	2	0	2	-1	0	1	1	1	Cam Atkinson	3	1	1	2	0	2	0	0	0
Chris Stewart	4	2	0	2	-2	11	1	0	0	Matt Calvert	3	1	1	2	-1	4	0	1	0
Kevin Shattenkirk	4	1	1	2	0	6	0	0	0	Marian Gaborik	2	1	1	2	1	0	0	0	0
Alex Pietrangolo	4	0	2	2	3	0	0	0	0	Vinny Prospal	4	0	2	2	0	8	0	0	0
Vladimir Sobotka	4	0	2	2	-1	0	0	0	0	Brandon Dubinsky	3	0	2	2	-2	10	0	0	0
Jay Bouwmeester	2	0	2	2	1	0	0	0	0	Ryan Johansen	3	1	0	1	1	0	0	0	0
T.J. Oshie	2	0	2	2	1	0	0	0	0	Derick Brassard	2	1	0	1	-1	0	1	0	0
Barret Jackman	4	1	0	1	0	11	0	0	0	Nick Foligno	4	0	1	1	-2	9	0	0	0
David Perron	4	1	0	1	0	0	0	0	0	Mark Letestu	4	0	1	1	1	0	0	0	0
Vladimir Tarasenko	3	1	0	1	0	4	0	0	0	Adrian Aucoin	3	0	1	1	0	0	0	0	0
Andy McDonald	4	0	1	1	-1	4	0	0	0	Jack Johnson	4	0	0	0	-1	0	0	0	0
Ryan Reaves	4	0	1	1	1	15	0	0	0	Derek MacKenzie	4	0	0	0	-1	7	0	0	0
Jaden Schwartz	3	0	1	1	-1	0	0	0	0	Fedor Tyutin	4	0	0	0	3	2	0	0	0
Kris Russell	2	0	1	1	0	0	0	0	0	RJ Umberger	4	0	0	0	1	2	0	0	0
Jamie Langenbrunner	1	0	1	1	1	0	0	0	0	Jared Boll	3	0	0	0	0	19	0	0	0
Roman Polak	4	0	0	0	-2	2	0	0	0	Nikita Nikitin	3	0	0	0	0	2	0	0	0
Ian Cole	2	0	0	0	2	0	0	0	0	Derek Dorsett	2	0	0	0	-1	5	0	0	0
Adam Cracknell	2	0	0	0	0	0	0	0	0	Tim Erixon	2	0	0	0	-2	4	0	0	0
Jordan Leopold	2	0	0	0	-1	0	0	0	0	Dalton Prout	2	0	0	0	0	2	0	0	0
Scott Nichol	2	0	0	0	1	17	0	0	0	Jonathan Audy-Marchessault	1	0	0	0	0	0	0	0	0
Chris Porter	2	0	0	0	0	0	0	0	0	Sean Collins	1	0	0	0	-1	2	0	0	0
Matt D'Agostini	1	0	0	0	-1	0	0	0	0	Blake Comeau	1	0	0	0	0	0	0	0	0

Power Play: 3-16 18.8% / Penalty Killing: 10-11 90.9%

### Goaltending

BLUES										BLUE JACKETS									
Goalie	GP	Min	WLOT	GA	SA	SV	GAA	SV%		Goalie	GP	Min	WLOT	GA	SA	SV	GAA	SV%	
Brian Elliott	1	60	1-0-0	1	25	24	1.00	.960		Sergei Bobrovsky	4	191	1-3-0	8	84	76	2.51	.905	
Jaroslav Halak	1	60	1-0-0	1	20	19	1.00	.950		Steve Mason	1	45	0-0-0	0	13	13	0.00	1.00	
Jake Allen	2	120	1-1-0	5	46	41	2.50	.891											

## ST. LOUIS BLUES vs. DALLAS STARS 2012-2013 REGULAR SEASON

at ST. LOUIS BLUES					at DALLAS STARS				
Date	Score		W Goal		Date	Score		W Goal	
19 Apr '13	DAL 1 @ STL 2		Ryan Reaves		03 Mar '13	STL 1 @ DAL 4		Derek Roy	
					26 Jan '13	STL 4 @ DAL 3		David Perron	

### Individual Scoring

BLUES										STARS									
Player	GP	G	A	P	+	-	PIM	PP	SH	Player	GP	G	A	P	+	-	PIM	PP	SH
David Perron	3	3	1	4	1	2	0	0	0	Derek Roy	1	2	3	2	0	0	0	0	0
Chris Stewart	3	2	0	2	1	5	1	0	0	Loui Eriksson	3	1	1	2	-2	0	0	0	0
Alex Pietrangolo	3	0	2	2	1	0	0	0	0	Ryan Garbutt	3	1	0	1	-1	0	0	0	0
Kevin Shattenkirk	3	0	2	2	1	0	0	0	0	Stephane Robidas	3	1	0	1	1	0	0	0	0
Ryan Reaves	3	1	0	1	1	2	0	0	0	Erik Cole	2	1	0	1	2	0	0	0	0
Wade Redden	2	1	0	1	0	0	0	0	0	Jaromir Jagr	1	1	0	1	0	0	1	0	0
David Backes	3	0	1	1	-1	0	0	0	0	Michael Ryder	1	1	0	1	0	0	1	0	0
Patrik Berglund	3	0	1	1	1	0	0	0	0	Tomas Vincour	1	1	0	1	2	0	0	0	0
Vladimir Sobotka	3	0	1	1	1	6	0	0	0	Jordie Benn	3	0	1	1	3	0	0	0	0
Chris Porter	2	0	1	1	1	0	0	0	0	Cody Eakin	3	0	1	1	2	0	0	0	0
Alexander Steen	2	0	1	1	-2	0	0	0	0	Vernon Fiddler	3	0	1	1	1	2	0	0	0
Vladimir Tarasenko	2	0	1	1	0	2	0	0	0	Alex Goligoski	3	0	1	1	0	0	0	0	0
Barret Jackman	3	0	0	0	2	2	0	0	0	Eric Nystrom	3	0	1	1	1	2	0	0	0
Roman Polak	3	0	0	0	-3	0	0	0	0	Brenden Morrow	2	0	1	1	-2	2	0	0	0
Jaden Schwartz	3	0	0	0	-1	0	0	0	0	Aaron Rome	2	0	1	1	-1	0	0	0	0
Adam Cracknell	2	0	0	0	0	2	0	0	0	Antoine Roussel	2	0	1	1	2	5	0	0	0
Andy McDonald	2	0	0	0	-1	0	0	0	0	Ray Whitney	2	0	1	1	-1	0	0	0	0
Scott Nichol	2	0	0	0	0	2	0	0	0	Matt Fraser	1	0	1	1	1	0	0	0	0
T.J. Oshie	2	0	0	0	-1	0	0	0	0	Colton Sceviour	1	0	1	1	-1	0	0	0	0
Kris Russell	2	0	0	0	-1	0	0	0	0	Brenden Dillon	3	0	0	0	-2	0	0	0	0
Jay Bouwmeester	1	0	0	0	1	0	0	0	0	Reilly Smith	3	0	0	0	-1	2	0	0	0
Matt D'Agostini	1	0	0	0	0	0	0	0	0	Jamie Benn	2	0	0	0	-2	2	0	0	0
Jordan Leopold	1	0	0	0	-1	0	0	0	0	Trevor Daley	2	0	0	0	-1	0	0	0	0
										Tom Wandell	2	0	0	0	-1	0	0	0	0
Power Play: 1-7 14.3% / Penalty Killing: 7-9 77.8%										Philip Larsen	1	0	0	0	0	0	0	0	0
										Jamie Oleksiak	1	0	0	0	0	0	0	0	0

Power Play: 2-9 22.2% / Penalty Killing: 6-7 85.7%

### Goaltending

BLUES										STARS											
Goalie	GP	Min	W	L	OT	GA	SA	SV	GAA	SV%	Goalie	GP	Min	W	L	OT	GA	SA	SV	GAA	SV%
Brian Elliott	2	119	1-1-0	5	49	44	2.52	.898			Kari Lehtonen	3	125	1-1-0	3	49	46	1.44	.939		
Jaroslav Halak	1	60	1-0-0	3	23	20	3.00	.870			Cristopher Nilstoro	1	52	0-1-0	4	29	25	4.61	.862		

### Goals by Period

BLUES						STARS					
1st	2nd	3rd	OT	Total		1st	2nd	3rd	OT	Total	
Goals	3	4	0	0	7	Goals	4	0	4	0	8

### Shots by Period

BLUES						STARS					
1st	2nd	3rd	OT	Total		1st	2nd	3rd	OT	Total	
Shots	25	28	25	0	78	Shots	16	24	32	0	72

\* - Overtime \*\* - Shootout

### ALL-TIME SERIES VS. DALLAS

Year	HOME W-L-T-OTL	ROAD W-L-T-OTL	OVERALL W-L-T-OTL	Year	HOME W-L-T-OTL	ROAD W-L-T-OTL	OVERALL W-L-T-OTL	Year	HOME W-L-T-OTL	ROAD W-L-T-OTL	OVERALL W-L-T-OTL
1967-68	3-1-1	2-2-1	5-3-2	1983-84	1-3-0	1-2-1	2-5-1	1999-00	1-1-0-0	1-1-0-0	2-2-0-0
1968-69	1-2-1	3-0-1	4-2-2	1984-85	4-0-0	2-1-1	6-1-1	2000-01	1-0-0-0	0-0-2-0	1-0-2-0
1969-70	3-0-1	1-2-1	4-2-2	1985-86	2-1-1	1-3-0	3-4-1	2001-02	1-0-1-0	1-1-0-0	2-1-1-0
1970-71	1-1-1	0-2-1	1-3-2	1986-87	3-1-0	2-1-1	5-2-1	2002-03	1-1-0-0	0-1-1-0	1-2-1-0
1971-72	1-2-0	1-2-0	2-4-0	1987-88	1-2-1	4-0-0	5-2-1	2003-04	1-1-0-0	0-2-0-0	1-3-0-0
1972-73	1-1-1	1-1-1	2-2-2	1988-89	1-0-3	2-2-0	3-2-3	2005-06	1-1-0	0-1-1	1-2-1
1973-74	1-2-0	0-1-1	1-3-1	1989-90	3-1-0	1-3-0	4-4-0	2006-07	2-0-0	1-1-0	3-1-0
1974-75	3-0-0	2-1-0	5-1-0	1990-91	2-0-2	3-1-0	5-1-2	2007-08	1-1-0	0-1-1	1-2-1
1975-76	2-1-0	2-1-0	4-2-0	1991-92	4-0-0	0-2-2	4-2-2	2008-09	2-0-0	1-0-1	3-0-1
1976-77	1-0-2	1-2-0	2-2-2	1992-93	4-1-0	1-2-1	5-3-1	2009-10	1-1-0	2-0-0	3-1-0
1977-78	2-0-1	2-1-0	4-1-1	1993-94	2-0-1	0-3-0	2-3-1	2010-11	0-2-0	0-1-1	0-3-1
1978-79	1-1-0	0-1-1	1-2-1	1994-95	1-1-0	2-1-0	3-2-0	2011-12	2-0-0	1-1-0	3-1-0
1979-80	1-1-0	0-2-0	1-3-0	1995-96	1-1-1	2-1-0	3-2-1	2012-13	1-0-0	1-1-0	2-1-0
1980-81	1-1-0	0-1-1	1-2-1	1996-97	2-1-0	0-1-1	2-2-1	TOTALS	74-37-21-0	46-59-26-0	120-96-47-0
1981-82	3-1-0	0-2-1	3-3-1	1997-98	2-1-0	2-1-0	4-2-0				
1982-83	0-2-2	0-1-3	0-3-5	1998-99	1-0-1	0-2-0	1-2-1				

\*Dallas played as the Minnesota North Stars until the 1993-94 season.

### ALL-TIME SERIES FACTS

Shutouts For: 9 (5 home, 4 road)	Overtime Record: 5-5-21	Shootout Record: 1-3
Shutouts Against: 10 (2 home, 8 road)	Overtime at Home: 2-1-11	Shootout at Home: 0-0
Last STL SO: Jan. 16, 2012 (1-0 @ STL)	Overtime on Road: 3-4-10	Shootout on Road: 1-3
Last DAL SO: Dec. 29, 2005 (0-3 @ DAL)	2012-13 OT Record: 0-0	2012-13 SO Record: 0-0

## ST. LOUIS BLUES vs. DETROIT RED WINGS 2012-2013 REGULAR SEASON

at ST. LOUIS BLUES					at DETROIT RED WINGS				
Date	Score		W Goal		Date	Score		W Goal	
07 Feb '13	DET 5 @ STL 1		Jakub Kindl		07 Apr '13	STL 1 @ DET 0		Chris Porter	
19 Jan '13	DET 0 @ STL 6		Vladimir Tarasenko		13 Feb '13 *	STL 4 @ DET 3		Alexander Steen	
					01 Feb '13	STL 3 @ DET 5		Pavel Datsyuk	

### Individual Scoring

BLUES										RED WINGS									
Player	GP	G	A	P	+	-	PIM	PP	SH	Player	GP	G	A	P	+	-	PIM	PP	SH
Alexander Steen	5	1	4	5	1	0	0	0	0	Henrik Zetterberg	5	3	3	6	0	2	1	1	1
Patrik Berglund	5	3	1	4	0	2	2	1	0	Jonathan Ericsson	5	1	3	4	5	4	0	0	0
Chris Stewart	5	3	1	4	1	2	2	0	0	Pavel Datsyuk	5	2	1	3	2	0	1	0	0
Vladimir Tarasenko	5	3	1	4	-2	0	2	0	0	Drew Miller	5	1	2	3	2	0	0	0	0
Alex Pietrangolo	5	1	3	4	0	0	1	0	0	Johan Franzén	4	0	3	3	2	25	0	0	0
Kevin Shattenkirk	5	1	3	4	-2	4	1	0	0	Cory Emmerton	5	1	1	2	3	4	0	0	0
T.J. Oshie	4	1	3	4	-1	0	0	1	0	Valtteri Filppula	5	1	1	2	0	0	0	0	0
David Backes	5	0	3	3	0	18	0	0	0	Damien Brunner	4	1	1	2	0	0	0	0	0
Andy McDonald	4	0	3	3	-4	0	0	0	0	Jakub Kindl	4	1	1	2	1	4	0	0	0
Barret Jackman	5	0	2	2	-1	4	0	0	0	Tomas Tatar	2	1	1	2	2	0	0	0	0
Matt D'Agostini	1	1	0	1	1	0	0	0	0	Jordin Tootoo	4	0	2	2	2	10	0	0	0
Chris Porter	1	1	0	1	1	0	0	0	0	Daniel Cleary	5	1	0	1	1	6	0	0	0
David Perron	5	0	1	1	-3	16	0	0	0	Justin Abdelkader	5	0	1	1	-3	2	0	0	0
Roman Polak	5	0	1	1	-1	0	0	0	0	Niklas Kronwall	5	0	1	1	-1	8	0	0	0
Ian Cole	2	0	1	1	1	2	0	0	0	Patrick Eaves	3	0	1	1	1	0	0	0	0
Ryan Reaves	5	0	0	0	-2	10	0	0	0	Kyle Quincey	5	0	0	0	5	2	0	0	0
Kris Russell	5	0	0	0	-2	0	0	0	0	Ian White	4	0	0	0	2	2	0	0	0
Jaden Schwartz	5	0	0	0	-1	0	0	0	0	Joakim Andersson	2	0	0	0	1	0	0	0	0
Vladimir Sobotka	5	0	0	0	-4	4	0	0	0	Todd Bertuzzi	2	0	0	0	0	0	0	0	0
Scott Nichol	3	0	0	0	-3	0	0	0	0	Brian Lashoff	2	0	0	0	0	0	0	0	0
Wade Redden	2	0	0	0	-3	0	0	0	0	Brendan Smith	2	0	0	0	0	0	0	0	0
Jay Bouwmeester	1	0	0	0	0	0	0	0	0	Carlo Colaiacovo	1	0	0	0	-1	0	0	0	0
Adam Cracknell	1	0	0	0	0	0	0	0	0	Danny DeKeyser	1	0	0	0	-1	0	0	0	0
Jordan Leopold	1	0	0	0	0	0	0	0	0	Kent Huskins	1	0	0	0	-1	0	0	0	0
										Ian Muzzilli	1	0	0	0	-2	0	0	0	0

## ST. LOUIS BLUES vs. EDMONTON OILERS 2012-2013 REGULAR SEASON

at ST. LOUIS BLUES				at EDMONTON OILERS			
Date	Score	W Goal		Date	Score	W Goal	
26 Mar '13	EDM 3 @ STL 0	Jordan Eberle		23 Mar '13	STL 3 @ EDM 0	Chris Stewart	
01 Mar '13	EDM 2 @ STL 4	Vladimir Sobotka					

### Individual Scoring

BLUES											OILERS										
Player	GP	G	A	P	+	-	PIM	PP	SH		Player	GP	G	A	P	+	-	PIM	PP	SH	
T.J. Oshie	3	1	2	3	2	0	0	0	0		Jordan Eberle	3	2	2	4	1	2	0	0	0	
David Backes	3	1	1	2	2	4	0	0	0		Taylor Hall	3	2	2	4	3	0	0	0	0	
Jaden Schwartz	3	1	1	2	0	0	0	0	0		Ryan Nugent-Hopkins	2	0	2	2	3	0	0	0	0	
Vladimir Sobotka	3	1	1	2	0	2	0	0	0		Ryan Whitney	3	1	0	1	2	2	0	0	0	
Chris Stewart	3	1	1	2	0	0	0	0	0		Justin Schultz	3	0	1	1	1	0	0	0	0	
Alexander Steen	2	1	1	2	1	0	0	0	0		Ryan Smyth	3	0	1	1	-1	0	0	0	0	
Kevin Shattenkirk	3	1	0	1	0	0	1	0	0		Nail Yakupov	3	0	1	1	0	2	0	0	0	
Patrik Berglund	3	0	1	1	0	0	0	0	0		Sam Gagner	3	0	0	0	-3	2	0	0	0	
Roman Polak	3	0	1	1	3	0	0	0	0		Ales Hemsky	3	0	0	0	-1	4	0	0	0	
Chris Porter	3	0	1	1	0	0	0	0	0		Ryan Jones	3	0	0	0	-1	0	0	0	0	
Andy McDonald	2	0	1	1	1	0	0	0	0		Lennart Petrell	3	0	0	0	0	0	0	0	0	
Adam Cracknell	1	0	1	1	1	0	0	0	0		Jeff Petry	3	0	0	0	-4	0	0	0	0	
Barret Jackman	3	0	0	0	-2	5	0	0	0		Nick Schultz	3	0	0	0	0	0	0	0	0	
Scott Nichol	3	0	0	0	-1	0	0	0	0		Ladislav Smid	3	0	0	0	-3	4	0	0	0	
David Perron	3	0	0	0	-2	6	0	0	0		Eric Belanger	2	0	0	0	0	0	0	0	0	
Alex Pietrangelo	3	0	0	0	-2	0	0	0	0		Mike Brown	2	0	0	0	-1	5	0	0	0	
Wade Redden	3	0	0	0	0	0	0	0	0		Shawn Horcoff	2	0	0	0	0	2	0	0	0	
Kris Russell	3	0	0	0	3	0	0	0	0		Magnus Paajarvi	2	0	0	0	-2	0	0	0	0	
Vladimir Tarasenko	2	0	0	0	-1	0	0	0	0		Ben Eager	1	0	0	0	-1	0	0	0	0	
Matt D'Agostini	1	0	0	0	0	0	0	0	0		Mark Fistric	1	0	0	0	0	0	0	0	0	
Ryan Reaves	1	0	0	0	0	2	0	0	0		Theo Peckham	1	0	0	0	1	0	0	0	0	
Power Play: 1-6 16.7% / Penalty Killing: 5-5 100.0%											Chris VandeVelde										
											Power Play: 0-5 0.0% / Penalty Killing: 5-6 83.3%										

### Goaltending

BLUES										OILERS									
Goalie	GP	Min	W	OT	GA	SA	SV	GAA	SV%	Goalie	GP	Min	W	OT	GA	SA	SV	GAA	SV%
Jaroslav Halak	3	155	2-0-0	2	48	46	0.78	.958		Nikolai Khabibulin	2	120	1-1-0	3	68	65	1.50	.956	
Jake Allen	1	25	0-1-0	3	7	4	7.12	.571		Devan Dubnyk	1	58	0-1-0	4	30	26	4.12	.867	

### Goals by Period

BLUES						OILERS					
Goals	1st	2nd	3rd	OT	Total	Goals	1st	2nd	3rd	OT	Total
	1	2	4	0	7		3	2	0	0	5

### Shots by Period

BLUES						OILERS					
Shots	1st	2nd	3rd	OT	Total	Shots	1st	2nd	3rd	OT	Total
	22	45	31	0	98		15	17	23	0	55

\* - Overtime \*\* - Shootout

### ALL-TIME SERIES VS. EDMONTON

Year	HOME	ROAD	OVERALL	Year	HOME	ROAD	OVERALL	Year	HOME	ROAD	OVERALL
	W-L-T-OTL	W-L-T-OTL	W-L-T-OTL		W-L-T-OTL	W-L-T-OTL	W-L-T-OTL		W-L-T-OTL	W-L-T-OTL	W-L-T-OTL
1979-80	2-0-0	1-0-1	3-0-1	1991-92	1-0-0	0-1-1	1-1-1	2003-04	1-0-1-0	1-1-0-0	2-1-1-0
1980-81	1-0-1	1-1-0	2-1-1	1992-93	1-0-1	1-0-0	2-0-1	2005-06	1-1-0	2-0-0	3-1-0
1981-82	0-2-0	0-1-0	0-3-0	1993-94	2-0-0	2-0-0	4-0-0	2006-07	2-0-0	1-1-0	3-1-0
1982-83	0-1-0	0-1-1	0-2-1	1994-95	2-0-0	0-2-0	2-2-0	2007-08	0-0-2	1-0-1	1-0-3
1983-84	1-1-0	1-0-0	2-1-0	1995-96	1-1-0	2-0-0	3-1-0	2008-09	0-1-1	0-1-1	0-2-2
1984-85	0-1-0	0-2-0	0-3-0	1996-97	0-2-0	2-0-0	2-2-0	2009-10	1-1-0	2-0-0	3-1-0
1985-86	1-0-1	0-1-0	1-1-1	1997-98	0-2-0	0-2-0	0-4-0	2010-11	2-0-0	1-0-1	3-0-1
1986-87	0-1-0	0-2-0	0-3-0	1998-99	1-1-0	1-1-0	2-2-0	2011-12	2-0-0	1-1-0	3-1-0
1987-88	0-2-0	0-1-0	0-3-0	1999-00	1-0-1-0	2-0-0-0	3-0-1-0	2012-13	1-1-0	1-0-0	2-1-0
1988-89	0-1-0	0-2-0	0-3-0	2000-01	2-0-0-0	0-2-0-0	2-2-0-0	<b>TOTALS</b>	<b>30-20-10-0</b>	<b>26-26-7-0</b>	<b>56-46-17-0</b>
1989-90	0-1-1	0-1-0	0-2-1	2001-02	2-0-0-0	0-1-1-0	2-1-1-0				
1990-91	1-0-0	2-0-0	3-0-0	2002-03	1-0-1-0	1-1-0-0	2-1-1-0				

### ALL-TIME SERIES FACTS

Shootouts For: 6 (4 home, 2 road)	Overtime Record: 5-5-8	Shootout Record: 1-3
Shootouts Against: 6 (2 home, 4 road)	Overtime at Home: 3-2-6	Shootout at Home: 0-2
Last STL SO: Mar. 23, 2013 (3-0 @ EDM)	Overtime on Road: 2-3-2	Shootout on Road: 1-1
Last EDM SO: Mar. 26, 2013 (0-3 @ STL)	2012-13 OT Record: 0-0	2012-13 SO Record: 0-0

### ALL-TIME SERIES VS. FLORIDA

Year	HOME	ROAD	OVERALL	Year	HOME	ROAD	OVERALL	Year	HOME	ROAD	OVERALL
	W-L-T-OTL	W-L-T-OTL	W-L-T-OTL		W-L-T-OTL	W-L-T-OTL	W-L-T-OTL		W-L-T-OTL	W-L-T-OTL	W-L-T-OTL
1993-94	1-0-0	1-0-0	2-0-0	2000-01	1-0-0-0	0-1-0-0	1-1-0-0	2008-09	1-0-0	0-1-0	1-1-0
1994-95	-Did Not Play-	-Did Not Play-	-Did Not Play-	2001-02	DNP	1-0-0-0	1-0-0-0	2009-10	0-1-0	DNP	0-1-0
1995-96	0-0-1	1-0-0	1-0-1	2002-03	1-0-0-0	DNP	1-0-0-0	2010-11	DNP	1-0-0	1-0-0
1996-97	0-1-0	0-1-0	0-2-0	2003-04	1-0-0-0	1-0-0-0	2-0-0-0	2011-12	1-0-0	DNP	1-0-0
1997-98	1-0-0	1-0-0	2-0-0	2005-06	DNP	0-1-0	0-1-0	2012-13	-Did Not Play-	-Did Not Play-	-Did Not Play-
1998-99	0-0-1	1-0-0	1-0-1	2006-07	-Did Not Play-	-Did Not Play-	-Did Not Play-	<b>TOTALS</b>	<b>8-3-2-0</b>	<b>7-4-1-0</b>	<b>15-7-3-0</b>
1999-00	1-0-0-0	0-0-1-0	1-0-1-0	2007-08	0-1-0	DNP	0-1-0				

### ALL-TIME SERIES FACTS

Shootouts For: 6 (5 home, 1 road)	Overtime Record: 1-1-3	Shootout Record: 0-0
Shootouts Against: 4 (3 home, 1 road)	Overtime at Home: 0-0-1	Shootout at Home: 0-0
Last STL SO: Oct. 25, 2008 (4-0 @ STL)	Overtime on Road: 1-1-2	Shootout on Road: 0-0
Last FLA SO: Oct. 31, 2009 (0-4 @ STL)	2012-13 OT Record: 0-0	2012-13 SO Record: 0-0



## BLUES VS. THE NHL

Shutouts For: 7 (4 home, 3 road)	Overtime Record:	4-1-5	Shootout Record:	1-5
Shutouts Against: 4 (1 home, 3 road)	Overtime at Home:	2-0-3	Shootout at Home:	1-3
Last STL SO: Apr. 11, 2013 (2-0 @ MIN)	Overtime on Road:	2-1-2	Shootout on Road:	0-2
Last MIN SO: Dec. 3, 2008 (0-4 @ MIN)	2012-13 OT Record:	1-0-0	2012-13 SO Record:	0-0-0



## ST. LOUIS BLUES vs. NASHVILLE PREDATORS 2012-2013 REGULAR SEASON

at ST. LOUIS BLUES			at NASHVILLE PREDATORS		
Date	Score	W Goal	Date	Score	W Goal
05 Feb '13	NSH 6 @ STL 1	Rich Clune	09 Apr '13	STL 1 @ NSH 0	Alexander Steen
24 Jan '13	NSH 0 @ STL 3	T.J. Oshie	21 Jan '13 **	STL 4 @ NSH 3	T.J. Oshie

### Individual Scoring

BLUES											PREDATORS										
Player	GP	G	A	P	+	-	PIM	PP	SH		Player	GP	G	A	P	+	-	PIM	PP	SH	
Vladimir Tarasenko	4	2	2	4	1	2	0	0			Martin Erat	3	1	4	5	1	0	0	0	0	
Alex Pietrangelo	4	2	0	2	-1	2	1	0			Colin Wilson	3	1	3	4	2	0	0	0	0	
Patrik Berglund	4	1	1	2	0	2	0	0			Ryan Ellis	3	1	2	3	1	0	1	0	1	
Andy McDonald	4	1	1	2	-2	2	1	0			Patric Hornqvist	3	1	2	3	-2	0	1	0	1	
Alexander Steen	4	1	1	2	2	2	0	0			Mike Fisher	3	1	1	2	0	2	1	0	1	
T.J. Oshie	3	1	1	2	-2	2	1	0			Jonathon Blum	2	0	2	2	2	0	0	0	0	
David Perron	4	0	2	2	-1	4	0	0			Paul Gaustad	1	0	2	2	1	2	0	0	0	
Kevin Shattenkirk	4	0	2	2	0	4	0	0			Rich Clune	4	1	0	1	1	9	0	0	0	
Vladimir Sobotka	4	0	2	2	1	2	0	0			Kevin Klein	4	1	0	1	0	0	0	0	0	
David Backes	4	0	1	1	-2	0	0	0			Nick Spaling	4	1	0	1	0	2	0	0	0	
Jaden Schwartz	3	0	1	1	1	2	0	0			Gabriel Bourque	2	1	0	1	0	0	0	0	0	
Barret Jackman	4	0	0	0	0	0	0	0			Roman Josi	4	0	1	1	0	4	0	0	0	
Roman Polak	4	0	0	0	-1	2	0	0			Brandon Yip	3	0	1	1	1	0	0	0	0	
Chris Stewart	4	0	0	0	-1	2	0	0			Hal Gill	4	0	0	0	1	2	0	0	0	
Scott Nichol	3	0	0	0	-1	0	0	0			Sergei Kostitsyn	4	0	0	0	1	2	0	0	0	
Ryan Reaves	3	0	0	0	0	7	0	0			David Legwand	4	0	0	0	1	4	0	0	0	
Kris Russell	3	0	0	0	-1	0	0	0			Craig Smith	4	0	0	0	1	2	0	0	0	
Wade Redden	2	0	0	0	-2	2	0	0			Shea Weber	4	0	0	0	1	6	0	0	0	
Jay Bouwmeester	1	0	0	0	1	0	0	0			Matt Halischuk	3	0	0	0	0	2	0	0	0	
Ian Cole	1	0	0	0	0	0	0	0			Scott Hannan	3	0	0	0	-1	0	0	0	0	
Adam Cracknell	1	0	0	0	0	0	0	0			Daniel Bang	1	0	0	0	0	0	0	0	0	
Matt D'Agostini	1	0	0	0	-1	0	0	0			Victor Bartley	1	0	0	0	0	0	0	0	0	
Jamie Langenbrunner	1	0	0	0	0	0	0	0			Taylor Beck	1	0	0	0	-1	0	0	0	0	
Jordan Leopold	1	0	0	0	0	0	0	0			Bobby Butler	1	0	0	0	0	0	0	0	0	
Chris Porter	1	0	0	0	0	0	0	0			Brian McGrattan	1	0	0	0	0	0	0	0	0	
Power Play: 3-12 25.0% / Penalty Killing: 9-12 75.0%											Power Play: 3-12 25.0% / Penalty Killing: 9-12 75.0%										

### Goaltending

BLUES											PREDATORS										
Goalie	GP	Min	WLOT	GA	SA	SV	GAA	SV%			Goalie	GP	Min	WLOT	GA	SA	SV	GAA	SV%		
Brian Elliott	3	121	2-1-0	4	39	35	1.98	.897			Pekka Rinne	4	244	1-2-1	8	121	113	1.97	.934		
Jaroslav Halak	2	93	1-0-0	3	24	21	1.94	.875													
Jake Allen	1	31	0-0-0	2	8	6	3.91	.750													

### Goals by Period

BLUES						PREDATORS					
	1st	2nd	3rd	OT	Total		1st	2nd	3rd	OT	Total
Goals	3	3	2	0	8	Goals	5	3	1	0	9

### Shots by Period

BLUES						PREDATORS					
	1st	2nd	3rd	OT	Total		1st	2nd	3rd	OT	Total
Shots	33	49	33	6	121	Shots	22	21	28	0	71

\* - Overtime \*\* - Shootout

### ALL-TIME SERIES VS. NASHVILLE

BLUES				PREDATORS							
Year	HOME W-L-T-OTL	ROAD W-L-T-OTL	OVERALL W-L-T-OTL	Year	HOME W-L-T-OTL	ROAD W-L-T-OTL	OVERALL W-L-T-OTL	Year	HOME W-L-T-OTL	ROAD W-L-T-OTL	OVERALL W-L-T-OTL
1998-99	2-1-0	2-1-0	4-2-0	2003-04	2-0-1-0	1-2-0-0	3-2-1-0	2009-10	0-3-0	1-1-1	1-4-1
1999-00	2-1-0-0	2-0-1-0	4-1-1-0	2005-06	0-4-0	0-3-1	0-7-1	2010-11	2-0-1	2-1-0	4-1-1
2000-01	1-1-0-0	2-1-0-0	3-2-0-0	2006-07	1-2-1	0-2-2	1-4-3	2011-12	1-1-1	1-1-1	2-2-2
2001-02	3-0-0-0	1-0-1-0	4-0-1-0	2007-08	2-1-1	1-2-1	3-3-2	2012-13	1-1-0	2-0-0	3-1-0
2002-03	2-0-0-0	1-0-1-1	3-0-1-1	2008-09	2-0-1	2-0-1	4-0-2	TOTALS	21-15-6-0	18-14-11-1	39-29-17-0
TOTALS 15-29-16-0				29-70-23-0							

### ALL-TIME SERIES FACTS

Shutouts For: 14 (9 home, 5 road)	Overtime Record: 2-5-3	Shutout Record: 5-8
Shutouts Against: 3 (3 home, 0 road)	Overtime at Home: 1-3-1	Shutout at Home: 0-2
Last STL SO: Apr. 9, 2013 (1-0 @ NSH)	Overtime on Road: 1-2-2	Shutout on Road: 5-6
Last NSH SO: Feb 21, 2009 (0-1 @STL)	2012-13 OT Record: 0-0	2011-12 SO Record: 1-0

ALL-TIME SERIES VS. MONTREAL									
Year	HOME W-L-T-OTL	ROAD W-L-T-OTL	OVERALL W-L-T-OTL	Year	HOME W-L-T-OTL	ROAD W-L-T-OTL	OVERALL W-L-T-OTL	Year	HOME W-L-T-OTL
1967-68	0-1-1	0-2-0	0-3-1	1983-84	0-1-0	0-2-0	0-3-0	1999-00	1-0-0-0
1968-69	0-2-1	0-3-0	0-5-1	1984-85	0-1-1	0-1-0	0-2-1	2000-01	DNP
1969-70	0-2-1	2-0-1	2-2-2	1985-86	1-0-0	1-1-0	2-1-0	2001-02	1-0-0-0
1970-71	1-0-2	0-3-0	1-3-2	1986-87	1-1-0	0-1-0	1-2-0	2002-03	DNP
1971-72	1-2-0	0-2-1	1-4-1	1987-88	0-1-0	1-1-0	1-2-0	2003-04	DNP
1972-73	0-1-2	0-2-0	0-3-2	1988-89	0-2-0	0-0-1	0-2-1	2005-06	-Did Not Play-
1973-74	1-1-0	1-2-0	2-3-0	1989-90	0-0-1	0-1-1	0-1-2	2006-07	0-1-0
1974-75	1-0-1	1-1-0	2-1-1	1990-91	1-1-0	1-0-0	2-1-0	2007-08	DNP
1975-76	0-2-0	0-2-0	0-4-0	1991-92	0-0-1	0-1-1	0-1-2	2008-09	0-0-1
1976-77	1-1-0	0-2-0	1-3-0	1992-93	0-1-0	0-1-0	0-2-0	2009-10	DNP
1977-78	0-2-0	0-2-0	0-4-0	1993-94	0-1-0	0-1-0	0-2-0	2010-11	1-0-0
1978-79	0-2-0	0-2-0	0-4-0	1994-95	-Did Not Play-			2011-12	DNP
1979-80	1-1-0	1-1-0	2-2-0	1995-96	1-0-0	0-0-1	1-0-1	2012-13	-Did Not Play-
1980-81	1-0-1	0-1-1	1-1-2	1996-97	0-0-1	1-0-0	1-0-1	TOTALS	15-29-16-0
1981-82	0-0-1	0-2-0	0-2-1	1997-98	1-0-0	0-1-0	1-1-0		14-41-7-0
1982-83	0-1-1	0-1-0	0-2-1	1998-99	0-1-0	0-1-0	0-2-0		29-70-23-0

### ALL-TIME SERIES FACTS

Shutouts For: 6 (3 home, 3 road)	Overtime Record: 1-3-8	Shutout Record: 1-1
Shutouts Against: 8 (4 home, 4 road)	Overtime at Home: 0-0-4	Shutout at Home: 0-1
Last STL SO: Jan. 10, 2012 (3-0 @ MTL)	Overtime on Road: 1-3-4	Shutout on Road: 1-0
Last MTL SO: March 11, 1999 (0-3 @ STL)	2012-13 OT Record: 0-0	2012-13 SO Record: 0-0



## ALL-TIME SERIES VS. NEW JERSEY

Year	HOME W-L-T-OTL	ROAD W-L-T-OTL	OVERALL W-L-T-OTL	Year	HOME W-L-T-OTL	ROAD W-L-T-OTL	OVERALL W-L-T-OTL	Year	HOME W-L-T-OTL	ROAD W-L-T-OTL	OVERALL W-L-T-OTL
1974-75	3-0-0	2-1-0	5-1-0	1987-88	0-1-0	0-2-0	0-3-0	2000-01	1-0-0-0	DNP	1-0-0-0
1975-76	2-0-1	1-1-1	3-1-2	1988-89	1-1-0	0-1-0	1-2-0	2001-02	DNP	0-1-0-0	0-1-0-0
1976-77	2-1-0	2-0-1	4-1-1	1989-90	1-0-0	0-2-0	1-2-0	2002-03	0-0-0-1	0-1-0-0	0-1-0-1
1977-78	2-0-1	2-1-0	4-1-1	1990-91	1-1-0	1-0-0	2-1-0	2003-04	0-1-0-0	DNP	0-1-0-0
1978-79	2-2-0	0-2-2	2-4-2	1991-92	1-0-0	0-2-0	1-2-0	2005-06	0-1-0	DNP	0-1-0
1979-80	1-0-1	1-0-1	2-0-2	1992-93	0-0-1	0-1-0	0-1-1	2006-07	DNP	1-0-0	1-0-0
1980-81	2-0-0	1-1-0	3-1-0	1993-94	0-0-1	0-1-0	0-1-1	2007-08	-Did Not Play-		
1981-82	1-0-0	1-1-0	2-1-0	1994-95	-Did Not Play-			2008-09	0-1-0	DNP	0-1-0
1982-83	2-0-0	0-0-1	2-0-1	1995-96	0-0-1	0-1-0	0-1-1	2009-10	DNP	1-0-0	1-0-0
1983-84	1-0-0	2-0-0	3-0-0	1996-97	0-1-0	1-0-0	1-1-0	2010-11	1-0-0	DNP	1-0-0
1984-85	2-0-0	0-0-1	2-0-1	1997-98	0-0-1	1-0-0	1-0-1	2011-12	DNP	1-0-0	1-0-0
1985-86	1-0-0	1-1-0	2-1-0	1998-99	0-1-0	0-1-0	0-2-0	2012-13	-Did Not Play-		
1986-87	0-2-0	1-0-0	1-2-0	1999-00	1-0-0-0	0-1-0-0	1-1-0-0	<b>TOTALS</b>	<b>28-13-7-1</b>	<b>20-22-7-0</b>	<b>48-35-14-1</b>

\* New Jersey played as the Colorado Rockies until the 1982-83 season.

\*\*Colorado played as the Kansas City Scouts until the 1976-77 season.

## ALL-TIME SERIES FACTS

Shutouts For: 4 (2 home, 2 road)	Overtime Record: 4-2-5	Shutout Record: 1-0
Shutouts Against: 3 (2 home, 1 road)	Overtime at Home: 2-2-4	Shutout at Home: 0-0
Last STL SO: March 20, 2010 (1-0 @ NJ)	Overtime on Road: 2-0-1	Shutout on Road: 1-0
Last NJ SO: Dec. 10, 2002 (0-2 @ NJ)	2012-13 OT Record: 0-0	2012-13 SO Record: 0-0

## ALL-TIME SERIES VS. NEW YORK ISLANDERS

Year	HOME W-L-T-OTL	ROAD W-L-T-OTL	OVERALL W-L-T-OTL	Year	HOME W-L-T-OTL	ROAD W-L-T-OTL	OVERALL W-L-T-OTL	Year	HOME W-L-T-OTL	ROAD W-L-T-OTL	OVERALL W-L-T-OTL
1972-73	2-0-0	1-1-1	3-1-1	1987-88	0-1-0	0-1-1	0-2-1	2001-02	DNP	0-1-0-0	0-1-0-0
1973-74	1-1-1	1-1-0	2-2-1	1988-89	2-0-0	0-1-0	2-1-0	2002-03	0-0-0-1	1-0-0-0	1-0-0-1
1974-75	2-0-0	0-2-1	2-2-1	1989-90	1-0-0	1-1-0	2-1-0	2003-04	1-0-0-0	1-0-0-0	2-0-0-0
1975-76	0-2-1	0-2-0	0-4-1	1990-91	2-0-0	1-0-0	3-0-0	2005-06	0-1-0	DNP	0-1-0
1976-77	1-0-1	0-3-0	1-3-1	1991-92	1-0-0	1-0-1	2-0-1	2006-07	DNP	1-0-0	1-0-0
1977-78	0-3-0	0-1-1	0-4-1	1992-93	1-1-0*	1-0-0	2-1-0	2007-08	-Did Not Play-		
1978-79	0-0-2	0-3-0	0-3-2	1993-94	0-0-1	0-1-0	0-1-1	2008-09	DNP	0-1-0	0-1-0
1980-81	0-2-0	0-0-2	0-2-2	1994-95	-Did Not Play-			2009-10	1-0-0	1-0-0	2-0-0
1981-82	0-1-0	0-1-1	0-2-1	1995-96	1-0-0	1-0-0	2-0-0	2010-11	DNP	0-1-0	0-1-0
1982-83	1-1-0	0-1-0	1-2-0	1996-97	0-0-1	1-0-0	1-0-1	2011-12	1-0-0	DNP	1-0-0
1983-84	0-0-1	1-1-0	1-1-1	1997-98	0-0-1	0-1-0	0-1-1	2012-13	-Did Not Play-		
1984-85	0-2-0	0-1-0	0-3-0	1998-99	0-1-0	0-0-1	0-1-1	<b>TOTALS</b>	<b>19-18-9-2</b>	<b>15-25-11-0</b>	<b>34-43-20-2</b>
1985-86	0-1-0	1-0-1	1-1-1	1999-00	DNP	1-0-0-0	1-0-0-0				
1986-87	1-1-0	0-0-1	1-1-1	2000-01	0-0-0-1	DNP	0-0-0-1				

\* Neutral site game in Dallas, TX on 12-15-1992 is credited as a Blues home game. (L)

## ALL-TIME SERIES FACTS

Shutouts For: 6 (5 home, 1 road)	Overtime Record: 2-3-9	Shutout Record: 1-0
Shutouts Against: 5 (2 home, 3 road)	Overtime at Home: 1-3-4	Shutout at Home: 0-0
Last STL SO: Mar. 28, 1991 (3-0 @ STL)	Overtime on Road: 1-0-5	Shutout on Road: 1-0
Last NYI SO: Oct. 17, 1998 (0-1 @ STL)	2012-13 OT Record: 0-0	2012-13 SO Record: 0-0

**ALL-TIME SERIES VS. NEW YORK RANGERS**

Year	HOME W-L-T-OTL	ROAD W-L-T-OTL	OVERALL W-L-T-OTL	Year	HOME W-L-T-OTL	ROAD W-L-T-OTL	OVERALL W-L-T-OTL	Year	HOME W-L-T-OTL	ROAD W-L-T-OTL	OVERALL W-L-T-OTL
1967-68	1-1-0	0-2-0	1-3-0	1983-84	1-0-0	0-2-0	1-2-0	1999-00	0-1-0-0	1-0-0-0	1-1-0-0
1968-69	0-1-2	1-2-0	1-3-2	1984-85	0-1-1	0-1-0	0-2-1	2000-01	DNP	1-0-0-0	1-0-0-0
1969-70	2-1-0	0-3-0	2-4-0	1985-86	1-0-0	0-1-1	1-1-1	2001-02	1-0-0-0	DNP	1-0-0-0
1970-71	2-1-0	0-2-1	2-3-1	1986-87	2-0-0	0-1-0	2-1-0	2002-03	0-0-1-0	1-0-0-0	1-0-1-0
1971-72	1-2-0	0-3-0	1-5-0	1987-88	0-1-0	0-2-0	0-3-0	2003-04	1-0-0-0	DNP	1-0-0-0
1972-73	0-3-0	0-2-0	0-5-0	1988-89	0-2-0	0-1-0	0-3-0	2005-06	0-0-1	DNP	0-0-1
1973-74	1-0-1	0-3-0	1-3-1	1989-90	1-0-0	1-0-1	2-0-1	2006-07	DNP	0-0-1	0-0-1
1974-75	1-1-0	0-2-1	1-3-1	1990-91	0-1-1	1-0-0	1-1-1	2007-08	- Did Not Play-		
1975-76	2-1-0	0-2-0	2-3-0	1991-92	0-2-0	1-0-0	1-2-0	2008-09	1-0-0	DNP	1-0-0
1976-77	2-0-0	0-2-1	2-2-1	1992-93	0-1-0	0-1-0	0-2-0	2009-10	1-0-0	1-0-0	2-0-0
1977-78	0-2-1	0-2-0	0-4-1	1993-94	0-1-0	0-1-0	0-2-0	2010-11	0-1-0	1-0-0	1-1-0
1978-79	2-1-0	0-2-0	2-3-0	1994-95	- Did Not Play-			2011-12	1-0-0	DNP	1-0-0
1979-80	0-2-0	0-2-0	0-4-0	1995-96	0-0-1	0-0-1	0-0-2	2012-13	- Did Not Play-		
1980-81	2-0-0	2-0-0	4-0-0	1996-97	1-0-0	0-1-0	1-1-0	<b>TOTALS</b>	<b>28-29-11-0</b>	<b>12-44-7-0</b>	<b>40-73-18-0</b>
1981-82	0-0-1	0-2-0	0-2-1	1997-98	1-0-0	0-1-0	1-1-0				
1982-83	0-1-1	0-1-0	0-2-1	1998-99	0-1-0	1-0-0	1-1-0				

**ALL-TIME SERIES FACTS**

Shutouts For: 1 (0 home, 1 road)	Overtime Record: 0-3-6	Shootout Record: 0-1
Shutouts Against: 11 (7 home, 4 road)	Overtime at Home: 0-3-3	Shootout at Home: 0-0
Last STL SO: Nov. 7, 2010 (2-0 @ NYR)	Overtime on Road: 0-0-3	Shootout on Road: 0-1
Last NYR SO: Jan. 2, 1999 (0-1 @ STL)	2012-13 OT Record: 0-0	2012-13 SO Record: 0-0

**ALL-TIME SERIES VS. OTTAWA**

Year	HOME W-L-T-OTL	ROAD W-L-T-OTL	OVERALL W-L-T-OTL	Year	HOME W-L-T-OTL	ROAD W-L-T-OTL	OVERALL W-L-T-OTL	Year	HOME W-L-T-OTL	ROAD W-L-T-OTL	OVERALL W-L-T-OTL
1992-93	1-0-0	1-0-0	2-0-0	1999-00	1-0-0-0	1-0-0-0	2-0-0-0	2007-08	DNP	0-1-0	0-1-0
1993-94	1-0-0	1-0-0	2-0-0	2000-01	DNP	0-1-0-0	0-1-0-0	2008-09	0-1-0	DNP	0-1-0
1994-95	- Did Not Play-			2001-02	1-0-0-0	0-1-0-0	1-1-0-0	2009-10	DNP	0-1-0	0-1-0
1995-96	0-1-0	0-1-0	0-2-0	2002-03	0-0-1-0	DNP	0-0-1-0	2010-11	1-0-0	DNP	1-0-0
1996-97	0-0-1	1-0-0	1-0-1	2003-04	DNP	0-1-0-0	0-1-0-0	2011-12	DNP	1-0-0	1-0-0
1997-98	0-1-0	1-0-0	1-1-0	2005-06	- Did Not Play-			2012-13	- Did Not Play-		
1998-99	0-1-0	1-0-0	1-1-0	2006-07	0-1-0	DNP	0-1-0	<b>TOTALS</b>	<b>5-5-2-0</b>	<b>7-6-0-0</b>	<b>12-11-2-0</b>

**ALL-TIME SERIES FACTS**

Shutouts for: None	Overtime Record: 0-0-2	Shootout Record: 0-0
Shutouts Against: None	Overtime at Home: 0-0-2	Shootout at Home: 0-0
Last STL SO: None	Overtime on Road: 0-0-0	Shootout on Road: 0-0
Last OTT SO: None	2012-13 OT Record: 0-0	2012-13 SO Record: 0-0

## ST. LOUIS BLUES vs. PHOENIX COYOTES 2012-2013 REGULAR SEASON

at ST. LOUIS BLUES			at PHOENIX COYOTES		
Date	Score	W Goal	Date	Score	W Goal
18 Apr '13 **	PHX 1 @ STL 2	Andy McDonald	07 Mar '13	STL 6 @ PHX 3	Scott Nichol
14 Mar '13	PHX 0 @ STL 3	Chris Stewart			

### Individual Scoring

BLUES										COYOTES									
Player	GP	G	A	P	+	-	PIM	PP	SH	Player	GP	G	A	P	+	-	PIM	PP	SH
Chris Stewart	3	3	4	7	6	2	0	0		Martin Hanzal	3	0	2	2	-3	2	0	0	
David Perron	3	1	3	4	4	0	0	0		Shane Doan	3	1	0	1	-1	0	0	0	
David Backes	3	0	4	4	3	4	0	0		David Moss	3	1	0	1	-2	0	0	1	
Alex Pietrangelo	3	1	2	3	6	2	0	0		Keith Yandle	3	1	0	1	-4	4	1	0	
Alexander Steen	2	1	2	3	4	2	0	0		Radim Vrbata	1	1	0	1	-1	0	1	0	
Patrik Berglund	3	2	0	2	2	2	0	0		Oliver Ekman-Larsson	3	0	1	1	-4	0	0	0	
Vladimir Sobotka	3	1	0	1	1	4	0	0		Boyd Gordon	3	0	1	1	-1	0	0	0	
Scott Nichol	2	1	0	1	1	0	0	0		Derek Morris	3	0	1	1	-4	2	0	0	
Barret Jackman	3	0	1	1	5	2	0	0		Steve Sullivan	2	0	1	1	-2	0	0	0	
Jaden Schwartz	3	0	1	1	0	2	0	0		Mikkel Boedker	3	0	0	0	-3	2	0	0	
T.J. Oshie	1	0	1	1	0	2	0	0		Kyle Chipchura	3	0	0	0	-5	0	0	0	
Adam Cracknell	3	0	0	0	0	0	0	0		Rostislav Klesla	3	0	0	0	-1	2	0	0	
Roman Polak	3	0	0	0	1	0	0	0		Michael Stone	3	0	0	0	0	0	0	0	
Chris Porter	3	0	0	0	0	0	0	0		Antoine Vermette	3	0	0	0	-1	4	0	0	
Ryan Reaves	3	0	0	0	1	7	0	0		Paul Bissonnette	2	0	0	0	-1	5	0	0	
Kevin Shattenkirk	3	0	0	0	1	0	0	0		Rob Klinkhammer	2	0	0	0	0	0	0	0	
Matt D'Agostini	2	0	0	0	0	0	0	0		Lauri Kopikoski	2	0	0	0	-1	0	0	0	
Wade Redden	2	0	0	0	2	2	0	0		Matthew Lombardi	2	0	0	0	-1	0	0	0	
Kris Russell	2	0	0	0	1	0	0	0		Zbynek Michalek	2	0	0	0	-3	0	0	0	
Jay Bouwmeester	1	0	0	0	1	0	0	0		Raffi Torres	2	0	0	0	-2	0	0	0	
Jordan Leopold	1	0	0	0	0	0	0	0		Alexandre Bolduc	1	0	0	0	0	0	0	0	
Andy McDonald	1	0	0	0	0	0	0	0		Chris Conner	1	0	0	0	0	0	0	0	
Vladimir Tarasenko	1	0	0	0	0	0	0	0		David Schlemko	1	0	0	0	0	6	0	0	

Power Play: 0-10 0.0% / Penalty Killing: 9-11 81.8%

Power Play: 2-11 18.2% / Penalty Killing: 10-10 100.0%

### Goaltending

BLUES										COYOTES									
Goalie	GP	Min	WLOT	GA	SA	SV	GAA	SV%		Goalie	GP	Min	WLOT	GA	SA	SV	GAA	SV%	
Jake Allen	2	120	2-0-0	3	54	51	1.50	.944		Chad Johnson	1	64	0-0-1	1	30	29	0.94	.967	
Brian Elliott	1	64	1-0-0	1	34	33	0.93	.971		Mike Smith	2	120	0-2-0	9	60	51	4.50	.850	

### Goals by Period

BLUES						COYOTES					
Goals	1st	2nd	3rd	OT	Total	Goals	1st	2nd	3rd	OT	Total
Goals	2	4	4	0	10	Goals	1	1	2	0	4

### Shots by Period

BLUES						COYOTES					
Shots	1st	2nd	3rd	OT	Total	Shots	1st	2nd	3rd	OT	Total
Shots	31	26	31	2	90	Shots	25	27	32	4	88

\* - Overtime \*\* - Shootout

### ALL-TIME SERIES VS. PHOENIX

HOME			ROAD			OVERALL			HOME			ROAD			OVERALL		
Year	W-L-T-OTL	W-L-T-OTL	W-L-T-OTL	Year	W-L-T-OTL	W-L-T-OTL	W-L-T-OTL	Year	W-L-T-OTL	W-L-T-OTL	W-L-T-OTL	Year	W-L-T-OTL	W-L-T-OTL	W-L-T-OTL	Year	W-L-T-OTL
1979-80	1-1-0	0-0-2	1-1-2	1991-92	1-0-0	1-0-1	2-0-1	2003-04	1-0-1-0	0-1-0-1	1-1-1-1	2003-04	1-0-1-0	0-1-0-1	1-1-1-1	2003-04	1-0-1-0
1980-81	2-0-0	0-0-2	2-0-2	1992-93	1-1-0	1-1-0	2-2-0	2005-06	0-2-0	1-0-1	1-2-1	2005-06	0-2-0	1-0-1	1-2-1	2005-06	0-2-0
1981-82	1-1-1	0-3-1	1-4-2	1993-94	2-1-0	1-2-0	3-3-0	2006-07	0-2-0	1-0-1	1-2-1	2006-07	0-2-0	1-0-1	1-2-1	2006-07	0-2-0
1982-83	0-2-0	1-0-0	1-2-0	1994-95	1-1-0	2-1-0	3-2-0	2007-08	0-2-0	0-2-0	0-4-0	2007-08	0-2-0	0-2-0	0-4-0	2007-08	0-2-0
1983-84	1-0-0	0-2-0	1-2-0	1995-96	2-0-1	2-1-0	4-1-1	2008-09	2-0-0	2-0-0	4-0-0	2008-09	2-0-0	2-0-0	4-0-0	2008-09	2-0-0
1984-85	0-0-2	1-0-0	1-0-2	1996-97	1-2-0	2-1-0	3-3-0	2009-10	1-1-0	1-0-1	2-1-1	2009-10	1-1-0	1-0-1	2-1-1	2009-10	1-1-0
1985-86	1-0-0	1-1-0	2-1-0	1997-98	1-2-0	1-1-0	2-3-0	2010-11	1-1-0	0-2-0	1-3-0	2010-11	1-1-0	0-2-0	1-3-0	2010-11	1-1-0
1986-87	0-0-2	0-1-0	0-1-2	1998-99	1-0-1	1-1-0	2-1-1	2011-12	1-1-0	2-0-0	3-1-0	2011-12	1-1-0	2-0-0	3-1-0	2011-12	1-1-0
1987-88	1-0-0	0-2-0	1-2-0	1999-00	1-1-0-0	2-0-0-0	3-1-0-0	2012-13	2-0-0	1-0-0	3-0-0	2012-13	2-0-0	1-0-0	3-0-0	2012-13	2-0-0
1988-89	1-0-1	0-1-0	1-1-1	2000-01	2-0-0-0	0-2-0-0	2-2-0-0	TOTALS	33-22-11-0	26-29-11-1	59-51-22-1	TOTALS	33-22-11-0	26-29-11-1	59-51-22-1	TOTALS	33-22-11-0
1989-90	0-0-1	1-1-0	1-1-1	2001-02	2-0-0-0	0-2-0-0	2-2-0-0										
1990-91	1-0-1	0-1-0	1-1-1	2002-03	1-1-0-0	1-0-1-0	2-1-1-0										

\*\*Phoenix played as the Winnipeg Jets until the 1996-97 season.

### ALL-TIME SERIES FACTS

Shutouts For: 7 (4 home, 3 road)	Overtime Record: 5-4-12	Shootout Record: 1-1
Shutouts Against: 10 (6 home, 4 road)	Overtime at Home: 3-0-10	Shootout at Home: 0-0
Last STL SO: .14, 2013 (3-0 @ STL)	Overtime on Road: 2-4-2	Shootout on Road: 0-1
Last PHX SO: Oct. 29, 2009 (0-2 @ STL)	2012-13 OT Record: 0-0	2012-13 SO Record: 1-0





**ST. LOUIS BLUES vs. SAN JOSE SHARKS**  
**2012-2013 REGULAR SEASON**

at ST. LOUIS BLUES			at SAN JOSE SHARKS		
Date	Score	W Goal	Date	Score	W Goal
12 Mar '13	SJS 2 @ STL 4	Chris Porter	09 Mar '13 *	STL 4 @ SJS 3	Patrik Berglund
19 Feb '13	SJS 2 @ STL 1	Tim Kennedy			

Year	HOME W-L-T-OTL	ROAD W-L-T-OTL	OVERALL W-L-T-OTL	Year	HOME W-L-T-OTL	ROAD W-L-T-OTL	OVERALL W-L-T-OTL	Year	HOME W-L-T-OTL	ROAD W-L-T-OTL	OVERALL W-L-T-OTL
1967-68	3-2-0	3-2-0	6-4-0	1983-84	2-0-0	0-0-1	2-0-1	1999-00	DNP	0-1-0-0	0-1-0-0
1968-69	2-1-1	2-2-0	4-3-1	1984-85	1-0-0	1-1-0	2-1-0	2000-01	1-0-0-0	0-1-0-0	1-1-0-0
1969-70	4-0-0	1-1-2	5-1-2	1985-86	0-2-0	1-0-0	1-2-0	2001-02	1-0-0-0	1-0-0-0	2-0-0-0
1970-71	2-0-1	1-0-2	3-0-3	1986-87	0-0-1	0-1-1	0-1-2	2002-03	DNP	0-0-0-1	0-0-0-1
1971-72	1-2-0	2-1-0	3-3-0	1987-88	2-0-0	1-0-0	3-0-0	2003-04	1-0-0-0	DNP	1-0-0-0
1972-73	2-1-0	0-2-0	2-3-0	1988-89	1-0-0	0-1-1	1-1-1	2005-06	1-0-0	DNP	1-0-0
1973-74	2-1-0	1-1-1	3-2-1	1989-90	2-0-0	1-0-0	3-0-0	2006-07	DNP	1-0-0	1-0-0
1974-75	1-0-1	0-1-1	1-1-2	1990-91	1-0-0	1-1-0	2-1-0	2007-08	-Did Not Play-		
1975-76	1-1-0	1-1-0	2-2-0	1991-92	1-0-0	0-1-0	1-1-0	2008-09	0-1-0	DNP	0-1-0
1976-77	1-1-0	0-2-0	1-3-0	1992-93	1-0-0	0-1-0	1-1-0	2009-10	DNP	0-1-0	0-1-0
1977-78	1-1-0	0-1-1	1-2-1	1993-94	0-0-1	0-0-1	0-0-2	2010-11	1-0-0	DNP	1-0-0
1978-79	1-1-0	0-1-1	1-2-1	1994-95	-Did Not Play-			2011-12	0-0-1	1-0-0	1-0-1
1979-80	1-0-1	1-1-0	2-1-1	1995-96	1-0-0	0-1-0	1-1-0	2012-13	-Did Not Play-		
1980-81	2-0-0	0-2-0	2-2-0	1996-97	0-1-0	0-1-0	0-2-0	TOTALS	45-16-7-0	22-32-12-1	67-48-19-1
1981-82	2-0-0	0-1-0	2-1-0	1997-98	1-0-0	0-1-0	1-1-0				
1982-83	1-0-0	2-0-0	3-0-0	1998-99	0-1-0	0-1-0	0-2-0				

Shutouts For: 9 (7 home, 2 road)  
Shutouts Against: 3 (1 home, 2 road)  
Last STL SO: Oct. 23, 2010 (1-0 @ STL)  
Last PIT SO: Dec. 19, 1996 (0-4 @ STL)

**ALL TIME SERIES FACTS**  
Overtime Record: 4-1-6  
Overtime at Home: 3-0-2  
Overtime on Road: 1-1-4  
2012-13 OT Record: 0-0

Shootout Record: 0-1  
Shootout at Home: 0-1  
Shootout on Road: 0-0  
2012-13 SO Record: 0-0

### Individual Scoring

[illegible]

## Goaltending

BLUES									SHARKS								
Goalie	GP	Min	WLOT	GA	SA	SV	GAA	SV%	Goalie	GP	Min	WLOT	GA	SA	SV	GAA	SV%
Jake Allen	3	179	2-1-0	7	91	84	2.34	.923	Antti Niemi	3	165	1-1-0	7	74	67	2.54	.905
									Alex Stalock	1	16	0-0-1	1	7	6	3.85	.857

### Goals by Period

BLUES						SHARKS					
	1st	2nd	3rd	OT	Total		1st	2nd	3rd	OT	Total
Goals	3	2	3	1	9	Goals	1	4	2	0	7

### Shots by Period

BLUES						SHARKS					
	1st	2nd	3rd	OT	Total		1st	2nd	3rd	OT	Total
Shots	31	30	19	2	82	Shots	25	38	27	1	91

\* - Overtime \*\* - Shootout

### ALL-TIME SERIES VS. SAN JOSE

Year	HOME W-1-T-O-T-L	ROAD W-1-T-O-T-L	OVERALL W-1-T-O-T-L	Year	HOME W-1-T-O-T-L	ROAD W-1-T-O-T-L	OVERALL W-1-T-O-T-L	Year	HOME W-1-T-O-T-L	ROAD W-1-T-O-T-L	OVERALL W-1-T-O-T-L
1991-92	2-0-0	1-0-0	3-0-0	1999-00	2-0-1-0	2-0-0-0	4-0-1-0	2008-09	2-0-0	0-1-1	2-1-1
1992-93	2-0-0	1-0-0	3-0-0	2000-01	1-0-0-1	1-1-0-0	2-1-0-1	2009-10	0-2-0	1-0-1	1-2-1
1993-94	2-1-1*	2-0-0	4-1-0	2001-02	1-1-0-0	2-0-0-0	3-1-0-0	2010-11	1-1-0	0-2-0	1-3-0
1994-95	2-0-0	2-0-0	4-0-0	2002-03	1-1-0-0	2-0-0-0	3-1-0-0	2011-12	2-0-0	2-0-0	4-0-0
1995-96	2-0-0	1-1-0	3-1-0	2003-04	1-1-0-0	1-1-0-0	2-2-0-0	2012-13	1-1-0	0-0-1	1-1-1
1996-97	0-2-0	2-0-0	2-2-0	2005-06	0-2-0	1-1-0	1-3-0	<b>TOTALS</b>	<b>24-18-21</b>	<b>24-10-5-0</b>	<b>48-28-7-1</b>
1997-98	2-0-0	1-1-0	3-1-0	2006-07	0-2-0	1-0-1	1-2-1				
1998-99	0-2-0	1-0-1	1-2-1	2007-08	0-2-0	0-2-0	0-4-0				

\*Neutral site game played in Sacramento, CA on 10-21-93 is credited as a Blues' home game. (W)

## ALL-TIME SERIES FACTS

Shutouts For: 8 (5 home, 3 road)  
Shutouts Against: 5 (4 home, 1 road)  
Last STL S0: Feb. 12, 2012 (3-0 @ STL)  
Last SJ S0: March 1, 2008 (0-2 @ STL)

Overtime Record:	3-3-2	Shootout Record:	3-1
Overtime at Home:	1-1-1	Shootout at Home:	1-0
Overtime on Road:	2-2-1	Shootout on Road:	2-1
2012-13 OT Record:	1-0	2012-13 SO Record:	0-0

**ALL-TIME SERIES VS. TAMPA BAY**

Year	HOME W-L-T-OTL	ROAD W-L-T-OTL	OVERALL W-L-T-OTL	Year	HOME W-L-T-OTL	ROAD W-L-T-OTL	OVERALL W-L-T-OTL	Year	HOME W-L-T-OTL	ROAD W-L-T-OTL	OVERALL W-L-T-OTL
1992-93	2-1-0	2-1-1	4-2-1	1999-00	DNP	1-0-0-0	1-0-0-0	2007-08	0-1-0	DNP	0-1-0
1993-94	1-0-0	0-1-0	1-1-0	2000-01	1-0-0-0	0-1-0-0	1-1-0-0	2008-09	DNP	1-0-0	1-0-0
1994-95	-Did Not Play-			2001-02	DNP	0-0-0-1	0-0-0-1	2009-10	0-1-0	DNP	0-1-0
1995-96	1-0-0	1-0-0	2-0-0	2002-03	1-0-0-0	DNP	1-0-0-0	2010-11	DNP	0-0-1	0-0-1
1996-97	1-0-0	0-1-0	1-1-0	2003-04	1-0-0-0	0-0-1-0	1-0-1-0	2011-12	1-0-0	1-0-0	2-0-0
1997-98	1-0-0	0-0-1	1-0-1	2005-06	DNP	0-1-0	0-1-0	2012-13	-Did Not Play-		
1998-99	1-0-0	1-0-0	2-0-0	2006-07	-Did Not Play-			<b>TOTALS</b>	<b>11-3-0-0</b>	<b>7-5-4-1</b>	<b>18-8-4-1</b>

**ALL-TIME SERIES FACTS**

Shutouts For: 2 (2 home, 0 road)  
 Shutouts Against: None  
 Last STL SO: Nov. 12, 2011 (3-0 @ STL)  
 Last TB SO: None

Overtime Record: 2-2-3  
 Overtime at Home: 1-0-0  
 Overtime on Road: 1-2-3  
 2012-13 OT Record: 0-0

Shootout Record: 0-0  
 Shootout at Home: 0-0  
 Shootout on Road: 0-0  
 2012-13 SO Record: 0-0

**ALL-TIME SERIES VS. TORONTO**

Year	HOME W-L-T-OTL	ROAD W-L-T-OTL	OVERALL W-L-T-OTL	Year	HOME W-L-T-OTL	ROAD W-L-T-OTL	OVERALL W-L-T-OTL	Year	HOME W-L-T-OTL	ROAD W-L-T-OTL	OVERALL W-L-T-OTL
1967-68	1-0-1	1-1-0	2-1-1	1983-84	4-0-0	2-2-0	6-2-0	1999-00	1-1-0-0	1-0-0-0	2-1-0-0
1968-69	1-1-1	0-3-0	1-4-1	1984-85	3-0-1	1-3-0	4-3-1	2000-01	1-0-1-0	1-0-0-0	2-0-1-0
1969-70	2-1-0	0-3-0	2-4-0	1985-86	3-0-1	0-3-1	3-3-2	2001-02	0-0-0-1	1-0-0-0	1-0-0-1
1970-71	2-0-1	0-3-0	2-3-1	1986-87	4-0-0	1-2-1	5-2-1	2002-03	1-0-0-0	DNP	1-0-0-0
1971-72	0-3-0	2-1-0	2-4-0	1987-88	2-1-1	4-0-0	6-1-1	2003-04	DNP	1-0-0-0	1-0-0-0
1972-73	2-0-0	0-3-0	2-3-0	1988-89	4-0-0	2-2-0	6-2-0	2005-06	-Did Not Play-		
1973-74	2-0-1	0-2-0	2-2-1	1989-90	1-3-0	0-4-0	1-7-0	2006-07	0-1-0	DNP	0-1-0
1974-75	0-2-0	0-0-2	0-2-2	1990-91	3-1-0	2-2-0	5-3-0	2007-08	DNP	1-0-0	1-0-0
1975-76	0-1-1	0-1-1	0-2-2	1991-92	3-1-0	0-3-1	3-4-1	2008-09	DNP	1-0-0	1-0-0
1976-77	1-1-0	1-1-0	2-2-0	1992-93	0-2-1	0-2-2	0-4-3	2009-10	1-0-0	DNP	1-0-0
1977-78	0-1-1	0-1-1	0-2-2	1993-94	1-1-1	1-2-0	2-3-1	2010-11	DNP	0-0-1	0-0-1
1978-79	0-2-0	0-2-0	0-4-0	1994-95	3-0-0	1-1-0	4-1-0	2011-12	0-0-1	DNP	0-0-1
1979-80	1-1-0	1-1-0	2-2-0	1995-96	0-2-1	1-2-0	1-4-1	2012-13	-Did Not Play-		
1980-81	2-0-0	1-1-0	3-1-0	1996-97	2-1-0	1-2-0	3-3-0	<b>TOTALS</b>	<b>59-30-15-1</b>	<b>32-58-12-0</b>	<b>91-88-27-1</b>
1981-82	4-0-0	1-2-0	5-2-0	1997-98	2-0-0	2-1-0	4-1-0				
1982-83	2-1-1	1-2-1	3-3-2	1998-99	0-2-0	0-0-1	0-2-1				

**ALL-TIME SERIES FACTS**

Shutouts For: 9 (7 home, 2 road)  
 Shutouts Against: 8 (4 home, 4 road)  
 Last STL SO: Feb. 12, 2010 (4-0 @ STL)  
 Last TOR SO: Nov. 4, 2000 (0-0 @ STL)

Overtime Record: 7-8-13  
 Overtime at Home: 5-3-7  
 Overtime on Road: 2-5-6  
 2012-13 OT Record: 0-0

Shootout Record: 1-2  
 Shootout at Home: 0-1  
 Shootout on Road: 1-1  
 2012-13 SO Record: 0-0

## ST. LOUIS BLUES vs. VANCOUVER CANUCKS 2012-2013 REGULAR SEASON

at ST. LOUIS BLUES				at VANCOUVER CANUCKS			
Date	Score	W	Goal	Date	Score	W	Goal
16 Apr '13 **	VAN 1 @ STL 2		Andy McDonald	19 Mar '13	STL 2 @ VAN 3		Dale Weise
				17 Feb '13 **	STL 4 @ VAN 3		T.J. Oshie

### Individual Scoring

BLUES											CANUCKS										
Player	GP	G	A	P	+	PIM	PP	SH			Player	GP	G	A	P	+	PIM	PP	SH		
David Perron	3	0	3	3	2	2	0	0			Henrik Sedin	3	1	3	4	1	0	0	0		
Patrik Berglund	3	2	0	2	1	0	0	0			Daniel Sedin	3	1	3	4	1	0	0	0		
Vladimir Tarasenko	3	0	2	2	2	0	0	0			Alexander Edler	3	1	1	2	-3	0	1	0		
Andy McDonald	3	1	0	1	3	2	0	0			Mason Raymond	3	1	1	2	-1	2	1	0		
Jaden Schwartz	3	1	0	1	0	0	0	0			Jannik Hansen	3	1	0	1	-3	0	0	0		
Jay Bouwmeester	1	1	0	1	1	2	0	0			Dale Weise	3	1	0	1	1	0	0	0		
T.J. Oshie	1	1	0	1	1	0	0	0			Ryan Kesler	2	1	0	1	-2	2	1	0		
David Backes	3	0	1	1	-1	6	0	0			Alexandre Burrows	3	0	1	1	2	6	0	0		
Barret Jackman	3	0	1	1	1	0	0	0			Dan Hamhuis	3	0	1	1	1	2	0	0		
Alex Pietrangelo	3	0	1	1	0	2	0	0			Jordan Schroeder	2	0	1	1	0	0	0	0		
Vladimir Sobotka	3	0	1	1	2	4	0	0			Keith Ballard	3	0	0	0	-1	2	0	0		
Chris Stewart	3	0	1	1	-2	5	0	0			Jason Garrison	3	0	0	0	2	0	0	0		
Wade Redden	2	0	1	1	2	0	0	0			Zack Kassian	3	0	0	0	-1	7	0	0		
Kris Russell	1	0	1	1	-1	0	0	0			Maxim Lapierre	3	0	0	0	-1	2	0	0		
Roman Polak	3	0	0	0	0	2	0	0			Kevin Bieksa	2	0	0	0	0	2	0	0		
Ryan Reaves	3	0	0	0	0	10	0	0			Chris Higgins	2	0	0	0	-3	0	0	0		
Kevin Shattenkirk	3	0	0	0	1	0	0	0			Tom Sestito	2	0	0	0	1	7	0	0		
Alexander Steen	3	0	0	0	-2	0	0	0			Christopher Tanev	2	0	0	0	-2	2	0	0		
Scott Nichol	2	0	0	0	0	0	0	0			Andrew Alberts	1	0	0	0	0	2	0	0		
Chris Porter	2	0	0	0	0	0	0	0			Cam Barker	1	0	0	0	-1	0	0	0		
Ian Cole	1	0	0	0	0	2	0	0			Andrew Ebbett	1	0	0	0	0	0	0	0		
Dmitrij Jaskin	1	0	0	0	0	0	0	0			Steven Pinizzotto	1	0	0	0	-1	0	0	0		
Jordan Leopold	1	0	0	0	0	0	0	0			Derek Roy	1	0	0	0	0	0	0	0		
											Aaron Volpatti	1	0	0	0	0	5	0	0		

Power Play: 0-9 0.0% / Penalty Killing: 6-9 66.7%

Power Play: 3-9 33.3% / Penalty Killing: 9-9 100.0%

### Goaltending

BLUES											CANUCKS										
Goalie	GP	Min	W	L	OT	GA	SA	SV	GAA	SV%	Goalie	GP	Min	W	L	OT	GA	SA	SV	GAA	SV%
Brian Elliott	1	65	1-0-0	1	22	21	0.92	.955			Cory Schneider	2	124	1-0-1	3	70	67	1.45	.957		
Jake Allen	2	124	1-1-0	6	50	44	2.89	.880			Roberto Luongo	1	65	0-0-1	3	23	20	2.77	.870		

### Goals by Period

BLUES						CANUCKS					
1st	2nd	3rd	OT	Total		1st	2nd	3rd	OT	Total	
Goals	1	1	4	0	6	Goals	2	4	1	0	7

### Shots by Period

BLUES						CANUCKS					
1st	2nd	3rd	OT	Total		1st	2nd	3rd	OT	Total	
Shots	37	28	26	2	93	Shots	16	24	23	9	72

\* - Overtime \*\* - Shootout

### ALL-TIME SERIES VS. VANCOUVER

Year	HOME W-L-T-OTL	ROAD W-L-T-OTL	OVERALL W-L-T-OTL	Year	HOME W-L-T-OTL	ROAD W-L-T-OTL	OVERALL W-L-T-OTL	Year	HOME W-L-T-OTL	ROAD W-L-T-OTL	OVERALL W-L-T-OTL
1970-71	2-0-1	1-1-1	3-1-2	1985-86	2-0-0	1-0-0	3-0-0	2000-01	1-1-0-0	1-0-0-1	2-1-0-1
1971-72	2-1-0	0-2-1	2-3-1	1986-87	0-1-0	0-1-1	0-2-1	2001-02	2-0-0-0	0-1-1-0	2-1-1-0
1972-73	2-0-0	2-1-0	4-1-0	1987-88	2-0-0	0-1-0	2-1-0	2002-03	1-1-0-0	0-1-1-0	1-2-1-0
1973-74	1-1-1	2-0-0	3-1-1	1988-89	0-1-0	0-2-0	0-3-0	2003-04	1-1-0-0	0-2-0-0	1-3-0-0
1974-75	1-2-0	1-1-1	2-3-1	1989-90	1-1-0	1-0-0	2-1-0	2005-06	2-0-0	2-0-0	4-0-0
1975-76	2-0-1	1-2-0	3-2-1	1990-91	0-0-1	1-1-0	1-1-1	2006-07	1-0-1	0-1-1	1-1-2
1976-77	1-1-1	3-0-0	4-1-1	1991-92	0-1-0	2-0-0	2-1-0	2007-08	1-0-1	0-1-1	1-1-2
1977-78	3-0-0	0-3-0	3-3-0	1992-93	1-1-0	1-1-0	2-2-0	2008-09	1-1-0	1-1-0	2-2-0
1978-79	1-1-2	0-3-1	1-4-3	1993-94	1-1-0	0-1-1	1-2-1	2009-10	1-0-1	1-1-0	2-1-1
1979-80	1-1-0	2-0-0	3-1-0	1994-95	1-1-0	1-1-0	2-2-0	2010-11	1-1-0	1-1-0	2-2-0
1980-81	2-0-0	2-0-0	4-0-0	1995-96	0-1-1	1-0-1	1-1-2	2011-12	1-0-1	1-1-0	2-1-1
1981-82	1-1-0	1-0-0	2-1-0	1996-97	1-1-0	1-1-0	2-2-0	2012-13	1-0-0	1-1-0	2-1-0
1982-83	0-1-0	0-2-0	0-3-0	1997-98	2-0-0	2-0-0	4-0-0	<b>TOTALS</b>	<b>50-23-13-0</b>	<b>40-36-12-1</b>	<b>90-59-25-1</b>
1983-84	2-0-0	0-1-0	2-1-0	1998-99	2-0-0	2-0-0	4-0-0				
1984-85	1-0-0	2-0-0	3-0-0	1999-00	1-0-1-0	2-0-0-0	3-0-1-0				

### ALL-TIME SERIES FACTS

Shutouts For: 9 (6 home, 3 road)  
Shutouts Against: 10 (3 home, 7 road)  
Last STL SO: Oct. 26, 2011 (3-0 @ VAN)  
Last VAN SO: March 1, 2012 (0-2 @ VAN)

Overtime Record: 1-6-8  
Overtime at Home: 1-4-3  
Overtime on Road: 0-2-5  
2012-13 OT Record: 0-0

Shutout Record: 2-2  
Shutout at Home: 1-1  
Shutout on Road: 1-1  
2012-13 SO Record: 2-0

### ALL-TIME SERIES VS. WASHINGTON

Year	HOME W-L-T-OTL	ROAD W-L-T-OTL	OVERALL W-L-T-OTL	Year	HOME W-L-T-OTL	ROAD W-L-T-OTL	OVERALL W-L-T-OTL	Year	HOME W-L-T-OTL	ROAD W-L-T-OTL	OVERALL W-L-T-OTL
1974-75	2-0-0	2-0-0	4-0-0	1987-88	1-0-0	1-0-1	2-0-1	2000-01	1-0-0-0	DNP	1-0-0-0
1975-76	2-0-0	2-0-0	4-0-0	1988-89	0-1-1	0-1-0	0-2-1	2001-02	1-0-0-0	1-0-0-0	2-0-0-0
1976-77	1-1-0	0-2-0	1-3-0	1989-90	1-0-0	1-0-1	2-0-1	2002-03	DNP	1-0-0-0	1-0-0-0
1977-78	0-0-2	1-1-0	1-1-2	1990-91	1-0-1	1-0-0	2-0-1	2003-04	1-0-0-0	DNP	1-0-0-0
1978-79	1-1-0	1-1-0	2-2-0	1991-92	1-1-0	0-1-0	1-2-0	2005-06	DNP	0-0-1	0-0-1
1979-80	2-0-0	0-2-0	2-2-0	1992-93	0-1-0	0-1-0	0-2-0	2006-07	-Did Not Play-		
1980-81	1-0-1	1-0-1	2-0-2	1993-94	0-1-0	0-1-0	0-2-0	2007-08	1-0-0	DNP	1-0-0
1981-82	1-0-0	0-2-0	1-2-0	1994-95	-Did Not Play-			2008-09	DNP	0-1-0	0-1-0
1982-83	0-1-1	1-0-0	1-1-1	1995-96	0-1-0	0-1-0	0-2-0	2009-10	1-0-0	DNP	1-0-0
1983-84	0-1-0	1-1-0	1-2-0	1996-97	0-1-0	0-1-0	0-2-0	2010-11	0-1-0	0-1-0	0-2-0
1984-85	0-1-1	0-1-0	0-2-1	1997-98	1-0-0	0-1-0	1-1-0	2011-12	DNP	1-0-0	1-0-0
1985-86	0-1-0	0-2-0	0-3-0	1998-99	1-0-0-0	1-0-0-0	2-0-0-0	2012-13	-Did Not Play-		
1986-87	0-1-1	0-1-0	0-2-1	1999-00	1-0-0-0	0-0-1-0	1-0-1-0	<b>TOTALS</b>	<b>22-14-8-0</b>	<b>16-22-5-0</b>	<b>38-36-13-0</b>

### ALL-TIME SERIES FACTS

Shutouts For: 3 (2 home, 1 road)  
Shutouts against: None  
Last STL SO: Nov. 2, 2000 (2-0 @ STL)  
Last WSH SO: None

Overtime Record: 0-1-7  
Overtime at Home: 0-0-4  
Overtime on Road: 0-1-3  
2012-13 OT Record: 0-0

Shutout Record: 11-1  
Shutout at Home: 1-0  
Shutout on Road: 0-1  
2012-13 SO Record: 0-0



## ALL-TIME SERIES VS. WINNIPEG

Year	HOME W-L-T-OTL	ROAD W-L-T-OTL	OVERALL W-L-T-OTL	Year	HOME W-L-T-OTL	ROAD W-L-T-OTL	OVERALL W-L-T-OTL	Year	HOME W-L-T-OTL	ROAD W-L-T-OTL	OVERALL W-L-T-OTL
1999-00	1-0-0-0	1-0-0-0	2-0-0-0	2005-06	DNP	0-1-0	0-1-0	2010-11	1-0-0	1-0-0	2-0-0
2000-01	DNP	1-0-0-0	1-0-0-0	2006-07	-Did Not Play-			2011-12	DNP	1-0-0	1-0-0
2001-02	1-0-0-0	DNP	1-0-0-0	2007-08	0-0-1	DNP	0-0-1	2012-13	-Did Not Play-		
2002-03	1-0-0-0	0-1-0-0	1-1-0-0	2008-09	DNP	1-0-0	1-0-0	<b>TOTALS</b>	<b>4-1-1-0</b>	<b>5-2-2-0</b>	<b>9-3-3-0</b>
2003-04	DNP	0-0-1-0	0-0-1-0	2009-10	0-1-0	0-0-1	0-1-1				

\* Winnipeg played as the Atlanta Thrashers until the 2011-12 season.

## ALL-TIME SERIES FACTS

Shutouts For: 2 (2 home)  
Shutouts Against: 1 (1 road)  
Last STL SO: Dec. 14, 2002 (4-0 @ STL)  
Last WPG SO: Jan. 13, 2006 (0-2 @ WPG)

Overtime Record: 0-1-1  
Overtime at Home: 0-1-0  
Overtime on Road: 0-0-1  
2012-13 OT Record: 0-0

Shootout Record: 2-1  
Shootout at Home: 1-0  
Shootout on Road: 1-1  
2012-13 SO Record: 0-0

TM







## 2012-2013 GAME-BY-GAME (29-17-2, 60 pts, 2nd Central Division)

#	DATE	VERSUS	SCORE	RECORD	PLAYER	GP	G	A	TP	+/-	PIM	PP	SH	GW	S	S%
1	1/19	Detroit	6-0 W	1-0-0	Chris Stewart	48	18	18	36	0	40	6	0	3	97	18.6
2	1/21	@ Nashville	4-3 SOW	2-0-0	David Backes	48	6	22	28	5	62	1	0	1	100	6.0
3	1/22	@ Chicago	2-3 L	2-1-0	Alexander Steen	40	8	19	27	5	14	3	0	3	129	6.2
4	1/24	Nashville	3-0 W	3-1-0	Patrik Berglund	48	17	8	25	-2	12	5	2	3	74	23.0
5	1/26	@ Dallas	4-3 W	4-1-0	David Perron	48	10	15	25	0	44	2	0	2	84	11.9
6	1/27	Minnesota	5-4 OTW	5-1-0	Alex Pietrangelo	47	5	19	24	0	10	2	0	0	93	5.4
7	1/31	@ Columbus	4-1 W	6-1-0	Kevin Shattenkirk	48	5	18	23	2	20	2	0	0	84	6.0
8	2/1	@ Detroit	3-5 L	6-2-0	Andy McDonald	37	7	14	21	-2	16	1	0	2	86	8.1
9	2/5	Nashville	1-6 L	6-3-0	T.J. Oshie	30	7	13	20	-5	15	2	1	1	65	10.8
10	2/7	Detroit	1-5 L	6-4-0	Vladimir Tarasenko	38	8	11	19	1	10	3	0	1	75	10.7
11	2/9	Anaheim	5-6 SOL	6-4-1	Vladimir Sobotka	48	8	11	19	-4	35	1	0	2	69	11.6
12	2/11	Los Angeles	1-4 L	6-5-1	Jaden Schwartz	45	7	6	13	-4	4	0	0	1	50	14.0
13	2/13	@ Detroit	4-3 OTW	7-5-1	Barret Jackman	46	3	9	12	6	39	0	0	0	39	7.7
14	2/15	@ Calgary	5-2 W	8-5-1	Chris Porter	29	2	6	8	5	0	0	0	2	46	4.3
15	2/17	@ Vancouver	4-3 SOW	9-5-1	Jay Bouwmeester (CGY)	33	6	9	15	-11	16	1	0	0	55	10.9
16	2/19	San Jose	1-2 L	9-6-1	(STL)	14	1	6	7	5	6	0	0	0	24	4.2
17	2/20	@ Colorado	0-1 OTL	9-6-2	(TOTALS)	47	7	15	22	-6	22	1	0	1	79	8.9
18	2/23	Columbus	2-1 W	10-6-2	Kris Russell	33	1	6	7	6	9	0	0	0	41	2.4
19	2/28	Chicago	0-3 L	10-7-2	Ryan Reaves	43	4	2	6	3	79	0	0	1	24	16.7
20	3/1	Edmonton	4-2 W	11-7-2	Adam Cracknell	20	2	4	6	3	4	0	0	0	21	9.5
21	3/3	@ Dallas	1-4 L	11-8-2	Roman Polak	48	1	5	6	-2	48	0	0	1	39	2.6
22	3/5	@ Los Angeles	4-6 L	11-9-2	Wade Redden (STL)	23	2	3	5	-2	11	0	0	0	23	8.7
23	3/7	@ Phoenix	6-3 W	12-9-2	(BOS)	6	1	1	2	0	0	0	0	5	20.0	
24	3/9	@ San Jose	4-3 OTW	13-9-2	(TOTALS)	29	3	4	7	-2	11	0	0	0	28	10.7
25	3/10	@ Anaheim	2-4 L	13-10-2	Matt D'Agostini (STL)	16	1	1	2	-4	2	0	0	0	19	5.3
26	3/12	San Jose	4-2 W	14-10-2	(NJD)	13	2	2	4	-1	6	0	0	0	14	14.3
27	3/14	Phoenix	3-0 W	15-10-2	(TOTALS)	29	3	3	6	-5	8	0	0	0	33	9.1
28	3/16	Anaheim	2-1 OTW	16-10-2	Jordan Leopold (BUF)	24	2	6	8	-6	14	0	0	0	38	5.3
29	3/19	@ Vancouver	2-3 L	16-11-2	(STL)	15	0	2	2	-2	0	0	0	0	22	0.0
30	3/23	@ Edmonton	3-0 W	17-11-2	(TOTALS)	39	2	8	10	-8	14	0	0	0	60	3.3
31	3/24	@ Calgary	2-3 L	17-12-2	Scott Nichol	30	1	0	1	-2	25	0	0	1	13	7.7
32	3/26	Edmonton	0-3 L	17-13-2	Ian Cole	15	0	1	1	-4	10	0	0	0	10	0.0
33	3/28	Los Angeles	2-4 L	17-14-2	Jamie Langenbrunner	4	0	1	1	1	0	0	0	0	5	0.0
34	4/1	@ Minnesota	4-1 W	18-14-2	Andrew Murray	1	0	0	0	0	0	0	0	0	2	0.0
35	4/4	@ Chicago	4-3 SOW	19-14-2	Dmitrij Jaskin	2	0	0	0	-1	0	0	0	0	2	0.0
36	4/5	Columbus	3-1 W	20-14-2												
37	4/7	@ Detroit	1-0 W	21-14-2												
38	4/9	@ Nashville	1-0 W	22-14-2												
39	4/11	@ Minnesota	2-0 W	23-14-2	Brian Elliott	24	14	8	1	49	526	0.907	2.28	3	1,292	
40	4/12	@ Columbus	1-4 L	23-15-2	Jake Allen	15	9	4	0	33	346	0.905	2.46	1	804	
41	4/14	Chicago	0-2 L	23-16-2	Jaroslav Halak	16	6	5	1	29	286	0.899	2.14	3	813	
42	4/16	Vancouver	2-1 SOW	24-16-2												
43	4/18	Phoenix	2-1 SOW	25-16-2												
44	4/19	Dallas	2-1 W	26-16-2												
45	4/21	@ Colorado	3-5 L	26-17-2												
46	4/23	Colorado	3-1 W	27-17-2												
47	4/25	Calgary	4-1 W	28-17-2												
48	4/27	Chicago	3-1 W	29-17-2												

PLAYER	GP	W	L	T/O	GA	SA	SV%	GAA	SO	MIN
Brian Elliott	24	14	8	1	49	526	0.907	2.28	3	1,292
Jake Allen	15	9	4	0	33	346	0.905	2.46	1	804
Jaroslav Halak	16	6	5	1	29	286	0.899	2.14	3	813

## 2011-2012 GAME-BY-GAME (49-22-11, 109 pts, 1st Central Division)

#	DATE	VERSUS	SCORE	RECORD	#	DATE	VERSUS	SCORE	RECORD
1	10/8	Nashville	2-4 L	0-1-0	69	3/10	Columbus	4-1 W	44-18-7
2	10/10	Calgary	5-2 W	1-1-0	70	3/11	@ Columbus	2-1 W	45-18-7
3	10/13	@ Dallas	2-3 L	1-2-0	71	3/13	@ Chicago	3-4 SOL	45-18-8
4	10/15	@ San Jose	4-2 W	2-2-0	72	3/15	@ Carolina	0-2 L	45-19-8
5	10/16	@ Anaheim	2-4 L	2-3-0	73	3/17	@ Tampa Bay	3-1 W	46-19-8
6	10/18	@ Los Angeles	0-5 L	2-4-0	74	3/21	@ Anaheim	3-4 L	46-20-8
7	10/21	Carolina	3-2 OTW	3-4-0	75	3/22	@ Los Angeles	0-1 SOL	46-20-9
8	10/22	@ Philadelphia	4-2 W	4-4-0	76	3/25	@ Phoenix	4-0 W	47-20-9
9	10/26	@ Vancouver	3-0 W	5-4-0	77	3/27	Nashville	3-0 W	48-20-9
10	10/28	@ Calgary	1-3 L	5-5-0	78	3/29	@ Chicago	3-4 SOL	48-21-10
11	10/30	@ Edmonton	2-4 L	5-6-0	79	3/31	Columbus	2-5 L	48-21-10
12	11/4	Vancouver	3-2 W	6-6-0	80	4/4	Detroit	2-3 SOL	48-21-11
13	11/5	@ Minnesota	1-2 L	6-7-0	81	4/6	Phoenix	1-4 L	48-22-11
14	11/8	Chicago	3-0 W	7-7-0	82	4/7	@ Dallas	3-2 W	49-22-11
15	11/10	Toronto	2-3 SOL	7-7-1					
16	11/12	Tampa Bay	3-0 W	8-7-1					
17	11/15	Detroit	2-1 W	9-7-1					
18	11/17	Florida	4-1 W	10-7-1					
19	11/19	@ Minnesota	2-3 SOL	10-7-2					
20	11/22	Los Angeles	2-3 L	10-8-2					
21	11/23	@ Pittsburgh	3-2 OTW	11-8-2					
22	11/25	Calgary	2-0 W	12-8-2					
23	11/27	@ Columbus	2-1 W	13-8-2					
24	11/29	@ Washington	2-1 W	14-8-2					
25	12/2	@ Colorado	2-3 SOL	14-8-3					
26	12/3	Chicago	2-5 L	14-9-3					
27	12/6	Detroit	3-2 W	15-9-3					
28	12/8	Anaheim	4-2 W	16-9-3					
29	12/10	San Jose	1-0 W	17-9-3					
30	12/15	N.Y. Rangers	4-1 W	18-9-3					
31	12/17	@ Nashville	1-2 SOL	18-9-4					
32	12/18	Columbus	6-4 W	19-9-4					
33	12/21	@ Colorado	2-3 L	19-10-4					
34	12/23	@ Phoenix	3-2 W	20-10-4					
35	12/26	Dallas	5-3 W	21-10-4					
36	12/27	@ Detroit	2-3 L	21-11-4					
37	12/30	Nashville	1-2 SOL	21-11-5					
38	12/31	@ Detroit	0-3 L	21-12-5					
39	1/3	Phoenix	4-1 W	22-12-5					
40	1/5	Edmonton	4-3 W	23-12-5					
41	1/7	Colorado	4-0 W	24-12-5					
42	1/10	@ Montreal	3-0 W	25-12-5					
43	1/12	Vancouver	2-3 OTL	25-12-6					
44	1/14	Minnesota	3-2 SOW	26-12-6					
45	1/16	Dallas	1-0 W	27-12-6					
46	1/19	Edmonton	1-0 W	28-12-6					
47	1/21	Buffalo	4-2 W	29-12-6					
48	1/23	@ Detroit	1-3 L	29-13-6					
49	1/24	Pittsburgh	2-3 SOL	29-13-7					
50	2/3	Los Angeles	1-0 W	30-13-7					
51	2/4	@ Nashville	1-3 L	30-14-7					
52	2/7	@ Ottawa	3-1 W	31-14-7					
53	2/9	@ New Jersey	4-3 SOW	32-14-7					
54	2/11	Colorado	3-2 OTW	33-14-7					
55	2/12	San Jose	3-0 W	34-14-7					
56	2/14	@ Columbus	1-2 L	34-15-7					
57	2/16	N.Y. Islanders	5-1 W	35-15-7					
58	2/18	Minnesota	4-0 W	36-15-7					
59	2/19	@ Chicago	1-3 L	36-16-7					
60	2/22	Boston	2-4 L	36-17-7					
61	2/23	@ Nashville	3-2 SOW	37-17-7					
62	2/25	@ Winnipeg	3-2 SOW	38-17-7					
63	2/27	@ Calgary	3-1 W	39-17-7					
64	2/29	@ Edmonton	5-2 W	40-17-7					
65	3/1	@ Vancouver	0-2 L	40-18-7					
66	3/3	@ San Jose	3-1 W	41-18-7					
67	3/6	Chicago	5-1 W	42-18-7					
68	3/8	Anaheim	3-1 W	43-18-7					

PLAYER	GP	G	A	TP	+/-	PIM	PP	SH	GW	S	%
David Backes	82	24	30	54	15	101	8	2	4	234	10.3
T.J. Oshie	80	19	35	54	15	50	3	1	3	188	10.1
Alex Pietrangelo	81	12	39	51	16	36	6	0	6	202	5.9
Kevin Shattenkirk	81	9	34	43	20	60	5	0	2	178	5.1
David Perron	57	21	21	42	19	28	5	1	4	114	18.4
Patrik Berglund	82	19	19	38	4	30	0	2	3	188	10.1
Jason Arnett	72	17	17	34	13	26	6	0	3	142	12.0
Chris Stewart	79	15	15	30	1	109	2	0	1	166	9.0
Alex Steen	43	15	13	28	24	28	3	0	3	134	11.2
Jamie Langenbrunner	70	6	18	24	7	32	0	0	3	127	4.7
Andy McDonald	25	10	12	22	4	2	3	0	2	64	15.6
Vladimir Sobotka	73	5	15	20	12	42	0	1	1	117	4.3
Carlo Colaiacovo	64	2	17	19	7	22	0	0	2	68	2.9
Matt D'Agostini	55	9	9	18	12	27	3	0	3	101	8.9
Barret Jackman	81	1	12	13	20	57	0	0	0	82	1.2
Roman Polak	77	0	11	11	6	57	0	0	0	88	0.0
Kris Russell (STL) (CBJ)	43	4	5	9	13	12	0	0	1	36	11.1
(TOTALS)	12	2	1	3	-1	13	0	0	0	20	10.0
Scott Nichol	80	3	5	8	-5	83	0	0	0	67	4.5
Chris Porter	47	4	3	7	-1	11	0	0	1	61	6.6
Kent Huskins	25	2	5	7	9	10	0	0	0	16	12.5
Ian Cole	26	1	5	6	7	22	0	0	0	18	5.6
Ryan Reaves	60	3	1	4	0	124	0	1	3	94	3.2
Evgeny Grachev	26	1	3	4	-4	2	0	0	1	14	7.1
Jaden Schwartz	7	2	1	3	1	0	1	0	1	6	33.3
B.J. Crombeen	40	1	2	3	-2	71	0	0	0	50	2.0
Adam Cracknell	2	1	0	1	1	0	0	0	1	1	100
Daide Fairchild	5	0	1	1	-1	0	0	0	0	1	0.0
Nikita Nikitin (CBJ) (STL)	54	7	25	32	-5	14	3	0	3	93	7.5
(TOTALS)	7	0	0	0	-5	4	0	0	0	10	0.0
Taylor Chorney(EDM) (STL)	61	7	25	32	-10	18	3	0	3	103	6.8
(TOTALS)	3	0	0	0	-1	0	0	0	0	1	0.0
(TOTALS)	2	0	0	0	0	0	0	0	1	0	0.0
(TOTALS)	5	0	0	0	-1	0	0	0	2	0	0.0
Brian Elliott	38	0	0	0	0	0	0	0	0	0	0.0
Jaroslav Halak	46	0	0	0	0	0	0	0	0	1	0.0
Brett Stetler	4	0	0	0	-1	0	0	0	0	5	0.0



# ST. LOUIS BLUES

# TEAM & INDIVIDUAL RESULTS RECORDS & STATS

## 2010-2011 GAME-BY-GAME (38-33-11, 87 pts, 4th Central Division)

#	DATE	VERSUS	SCORE	RECORD
1	10/9	Philadelphia	2-1 OTW	1-0-0
2	10/11	Anaheim	5-1 W	2-0-0
3	10/14	@ Nashville	3-4 L	2-1-0
4	10/16	@ Dallas	2-3 SOL	2-1-1
5	10/18	@ Chicago	2-3 OTL	2-1-2
6	10/22	Chicago	4-2 W	3-1-2
7	10/23	Pittsburgh	1-0 OTW	4-1-2
8	10/28	@ Nashville	3-0 W	5-1-2
9	10/30	Atlanta	4-3 SOW	6-1-2
10	11/4	San Jose	2-0 W	7-1-2
11	11/6	@ Boston	2-1 SOW	8-1-2
12	11/7	@ N.Y. Rangers	2-0 W	9-1-2
13	11/10	@ Columbus	1-8 L	9-2-2
14	11/11	Nashville	2-3 SOL	9-2-3
15	11/13	@ Phoenix	3-5 L	9-3-3
16	11/15	@ Colorado	3-6 L	9-4-3
17	11/17	@ Detroit	3-7 L	9-5-3
18	11/19	Ottawa	5-2 W	10-5-3
19	11/20	New Jersey	3-2 W	11-5-3
20	11/24	@ Nashville	2-1 SOW	12-5-3
21	11/26	@ Dallas	2-3 L	12-6-3
22	11/27	Dallas	1-2 L	12-7-3
23	11/30	@ Chicago	5-7 L	12-8-3
24	12/1	Washington	1-4 L	12-9-3
25	12/4	@ Edmonton	1-2 OTL	12-9-4
26	12/5	@ Vancouver	3-2 W	13-9-4
27	12/9	Columbus	4-1 W	14-9-4
28	12/11	Carolina	1-2 SOL	14-9-5
29	12/15	@ Detroit	2-5 L	14-10-5
30	12/16	Los Angeles	6-4 W	15-10-5
31	12/18	San Jose	1-4 L	15-11-5
32	12/20	Vancouver	1-3 L	15-12-5
33	12/21	@ Atlanta	4-2 W	16-12-5
34	12/23	Detroit	4-3 W	17-12-5
35	12/26	Nashville	2-0 W	18-12-5
36	12/28	Chicago	3-1 W	19-12-5
37	12/31	Phoenix	4-3 W	20-12-5
38	1/2	Dallas	2-4 L	20-13-5
39	1/6	@ Toronto	5-6 SOL	20-13-6
40	1/8	N.Y. Rangers	1-2 L	20-14-6
41	1/10	Phoenix	3-4 L	20-15-6
42	1/12	@ Anaheim	4-7 L	20-16-6
43	1/13	@ Los Angeles	3-1 W	21-16-6
44	1/15	@ San Jose	2-4 L	21-17-6
45	1/18	Los Angeles	2-1 W	22-17-6
46	1/20	Detroit	3-4 OTL	22-17-7
47	1/22	Columbus	2-5 L	22-18-7
48	1/24	@ Colorado	3-4 L	22-19-7
49	1/26	@ Calgary	1-4 L	22-20-7
50	2/4	Edmonton	5-3 W	23-20-7
51	2/6	@ Tampa Bay	3-4 OTL	23-20-8
52	2/8	@ Florida	2-1 W	24-20-8
53	2/11	Minnesota	4-5 SOL	24-20-9
54	2/12	@ Minnesota	1-3 L	24-21-9
55	2/14	Vancouver	3-2 W	25-21-9
56	2/18	@ Buffalo	3-0 W	26-21-9
57	2/19	Anaheim	9-3 W	27-21-9
58	2/21	Chicago	3-5 L	27-22-9
59	2/22	Colorado	3-4 L	27-23-9
60	2/24	@ Vancouver	2-3 L	27-24-9
61	2/25	@ Edmonton	5-0 W	28-24-9
62	2/27	@ Calgary	0-1 L	28-25-9
63	3/1	Calgary	0-6 L	28-26-9
64	3/3	@ Washington	2-3 L	28-27-9
65	3/5	@ N.Y. Islanders	2-5 L	28-28-9
66	3/7	Columbus	5-4 SOW	29-28-9
67	3/9	@ Columbus	4-3 OTW	30-28-9
68	3/10	Montreal	4-1 W	31-28-9
69	3/12	Detroit	3-5 L	31-29-9
70	3/16	@ Anaheim	1-2 L	31-30-9

#	DATE	VERSUS	SCORE	RECORD
71	3/17	@ Los Angeles	4-0 W	32-30-9
72	3/19	@ San Jose	3-5 L	32-31-9
73	3/22	@ Phoenix	1-2 L	32-32-9
74	3/24	Edmonton	4-0 W	33-32-9
75	3/26	@ Minnesota	6-3 W	34-32-9
76	3/29	Minnesota	2-3 SOL	34-32-10
77	3/30	@ Detroit	10-3 W	35-32-10
78	4/1	Calgary	2-3 L	35-33-10
79	4/3	@ Columbus	6-1 W	36-33-10
80	4/5	Colorado	3-1 W	37-33-10
81	4/6	@ Chicago	3-4 OTL	37-33-11
82	4/9	Nashville	2-0 W	38-33-11

PLAYER	GP	G	A	TP	+	-	PIM	PP	SH	GW	S	%
David Backes	82	31	31	62	32	93	5	0	2	211	14.7	
Patrik Berglund	81	22	30	52	-3	26	8	0	1	175	12.6	
Alex Steen	72	20	31	51	-3	26	1	2	5	218	9.2	
Andy McDonald	58	20	30	50	18	26	5	1	3	180	11.1	
Matt D'Agostini	82	21	25	46	8	40	6	0	5	163	12.9	
Alex Pietrangolo	79	11	32	43	18	19	4	0	1	161	6.8	
Brad Boyes (STL)	62	12	29	41	11	30	4	0	2	132	9.1	
(BUF)	21	5	9	14	2	6	2	0	1	46	10.9	
(TOTALS)	83	17	38	55	13	36	6	0	3	178	9.6	
T.J. Oshie	49	12	22	34	10	15	3	1	3	103	11.7	
Vladimir Sobotka	65	7	22	29	-4	69	1	0	1	75	9.3	
Carlo Colaiacovo	65	6	20	26	-4	23	1	0	1	81	7.4	
Chris Stewart (COL)	36	13	17	30	-10	38	5	0	3	95	13.7	
(STL)	26	15	8	23	4	15	7	0	2	67	22.4	
(TOTALS)	62	28	25	62	-6	53	12	0	5	162	17.3	
Erik Johnson (STL)	55	5	14	19	-8	37	1	1	2	108	4.6	
(COL)	22	3	7	10	-5	19	2	0	0	53	5.7	
(TOTALS)	77	8	21	29	-13	56	3	1	2	161	5.0	
Kevin Shattenkirk (COL)	46	7	19	26	-11	20	2	0	1	67	10.4	
(STL)	26	2	15	17	7	16	1	0	1	41	4.9	
(TOTALS)	72	9	34	43	-4	36	3	0	2	108	8.3	
Jay McClement (STL)	56	6	10	16	-13	18	1	0	1	89	6.7	
(COL)	24	1	3	4	-8	12	0	0	0	38	2.6	
(TOTALS)	80	7	13	20	-21	30	1	0	1	127	5.5	
Brad Winchester (STL)	57	9	5	14	-19	86	3	0	1	67	13.4	
(ANA)	19	1	1	2	-9	28	0	0	0	23	4.3	
(TOTALS)	76	10	6	16	-18	114	3	0	1	90	11.1	
Eric Brewer (STL)	54	8	6	14	1	57	0	0	1	86	9.3	
(TBL)	22	1	1	2	5	24	0	0	0	24	4.2	
(TOTALS)	76	9	7	16	6	81	0	0	1	110	8.2	
B.J. Crombeen	80	7	7	14	-18	154	0	1	0	113	6.2	
Barret Jackman	60	0	13	13	3	57	0	0	0	65	0.0	
Roman Polak	55	3	9	12	-4	33	0	0	1	54	5.6	
Nikita Nikitin	41	1	8	9	1	10	0	0	0	46	2.2	
David Perron	10	5	2	7	7	12	0	0	0	29	17.2	
Adam Cracknell	24	3	4	7	1	8	0	0	0	26	11.5	
Chris Porter	45	3	4	7	-4	16	0	1	1	55	5.5	
Ryan Reaves	28	2	2	4	-1	78	0	0	1	16	12.5	
Ian Cole	26	1	3	4	6	35	0	0	0	22	4.5	
Cam Janssen	54	1	3	4	-6	131	0	0	0	16	6.3	
T.J. Hensick	13	1	2	3	-5	2	0	0	0	12	8.3	
Philip McRae	15	1	2	3	-10	2	0	0	0	13	7.7	
Nathan Oystreich	9	1	2	3	1	9	1	0	1	11	9.1	
Dave Scatchard	8	0	1	1	1	6	0	0	0	6	0.0	
Tyson Strachan	29	0	1	1	-10	39	0	0	0	28	0.0	
Ben Bishop	7	0	0	0	0	0	0	0	0	0	0.0	
Ty Conklin	25	0	0	0	0	0	0	0	0	0	0.0	
Stefan Della Rovere	7	0	0	0	0	11	0	0	0	4	0.0	
Nick Drazenovic	3	0	0	0	-3	0	0	0	0	2	0.0	
Jaroslav Halak	57	0	0	0	0	0	0	0	0	0	0.0	

PLAYER	GP	W	L	T/O	GA	SA	SV%	GAA	SO	MIN
Jaroslav Halak	57	27	21	7	136	1,518	0.910	2.48	7	3,294
Ty Conklin	25	8	8	4	69	582	0.881	3.22	2	1,285
Ben Bishop	7	3	4	0	17	168	0.899	2.76	1	369

## 2009-2010 GAME-BY-GAME (40-32-10, 90 pts, 4th Central Division)

#	DATE	VERSUS	SCORE		RECORD
1	10/2**	@ Detroit	4-3	W	1-0-0
2	10/3**	Detroit	5-3	W	2-0-0
3	10/8	Atlanta	4-2	L	2-1-0
4	10/10	Los Angeles	2-1	L	2-2-0
5	10/15	@ Phoenix	3-2	OTL	2-2-1
6	10/17	@ Anaheim	5-0	W	3-2-1
7	10/20	@ Pittsburgh	5-1	L	3-3-1
8	10/23	Minnesota	3-1	W	4-3-1
9	10/24	Dallas	4-1	L	4-4-1
10	10/28	@ Carolina	5-2	W	5-4-1
11	10/29	Phoenix	2-0	L	5-5-1
12	10/31	Florida	4-0	L	5-6-1
13	11/5	Calgary	2-1	OTL	5-6-2
14	11/7	@ Philadelphia	2-1	SOL	5-6-3
15	11/8	@ Atlanta	3-2	SOL	5-6-4
16	11/10	Vancouver	6-1	W	6-6-4
17	11/12	Nashville	3-1	L	6-7-4
18	11/14	San Jose	3-1	L	6-8-4
19	11/19	Phoenix	3-2	OTW	7-8-4
20	11/21	N.Y. Islanders	4-1	W	8-8-4
21	11/23	Boston	4-2	L	8-9-4
22	11/25	@ Dallas	4-3	SOW	9-9-4
23	11/27	@ Nashville	3-1	W	10-9-4
24	11/28	Detroit	4-3	SOL	10-9-5
25	11/30	@ Columbus	5-2	L	10-10-5
26	12/3	@ San Jose	3-2	SOW	11-10-5
27	12/5	@ Los Angeles	5-4	SOW	12-10-5
28	12/7	Colorado	4-0	L	12-11-5
29	12/9	@ Detroit	1-0	W	13-11-5
30	12/11	Edmonton	5-3	L	13-12-5
31	12/15	Calgary	4-3	W	14-12-5
32	12/16	@ Chicago	3-0	L	14-13-5
33	12/18	Tampa Bay	6-3	L	14-14-5
34	12/20	@ Vancouver	3-1	W	15-14-5
35	12/21	@ Edmonton	7-2	W	16-14-5
36	12/23	@ Calgary	2-1	SOW	17-14-5
37	12/26	@ Minnesota	4-3	L	17-15-5
38	12/27	Buffalo	5-3	L	17-16-5
39	12/29	Nashville	4-3	L	17-17-5
40	12/31	Vancouver	4-3	OTL	17-17-6
41	1/2	Chicago	6-3	L	17-18-6
42	1/6	@ San Jose	2-1	OTL	17-18-7
43	1/7	@ Anaheim	4-2	L	17-19-7
44	1/9	@ Los Angeles	4-3	W	18-19-7
45	1/12	Columbus	4-1	W	19-19-7
46	1/14	Minnesota	1-0	W	20-19-7
47	1/16	N.Y. Rangers	4-1	W	21-19-7
48	1/18	@ Columbus	4-2	L	21-20-7
49	1/20	@ Montreal	4-3	OTW	22-20-7
50	1/21	@ Ottawa	3-2	L	22-21-7
51	1/23	Anaheim	4-3	SOL	22-21-8
52	1/25	@ Calgary	2-0	W	23-21-8
53	1/27	@ Vancouver	3-2	L	23-22-8
54	1/28	@ Edmonton	2-1	W	24-22-8
55	1/30	Columbus	3-2	OTL	24-22-9
56	2/3	@ Chicago	3-2	W	25-22-9
57	2/4	San Jose	4-2	L	25-23-9
58	2/6	Chicago	2-1	L	25-24-9
59	2/8	@ Colorado	5-2	L	25-25-9
60	2/9	Detroit	4-3	SOW	26-25-9
61	2/12	Toronto	4-0	W	27-25-9
62	2/13	Washington	4-3	SOW	28-25-9
63	3/2	@ Phoenix	5-2	W	29-25-9
64	3/4	@ Dallas	6-1	W	30-25-9
65	3/6	@ Colorado	7-3	L	30-26-9
66	3/11	@ N.Y. Islanders	2-1	SOW	31-26-9
67	3/13	@ Columbus	5-1	W	32-26-9
68	3/14	@ Minnesota	4-2	L	32-27-9



# ST. LOUIS BLUES

## 2008-2009 GAME-BY-GAME (41-31-10, 92 pts, 3rd Central Division)

#	DATE	VERSUS	SCORE	RECORD	#	DATE	VERSUS	SCORE	RECORD		
1	10/10	Nashville	5-2	W	1-0-0	71	3/19	@ Vancouver	0-3	L	32-30-9
2	10/11	@ N.Y. Islanders	2-5	L	1-1-0	72	3/20	@ Calgary	3-2	W	33-30-9
3	10/13	@ Toronto	5-4	SOW	2-1-0	73	3/24	Los Angeles	2-0	W	34-30-9
4	10/16	Dallas	6-1	W	3-1-0	74	3/26	Vancouver	4-2	W	35-30-9
5	10/18	Chicago	4-3	SOW	4-1-0	75	3/28	Columbus	4-3	SOW	36-30-9
6	10/22	Detroit	3-4	L	4-2-0	76	3/29	@ Columbus	5-2	W	37-30-9
7	10/24	Los Angeles	0-4	L	4-3-0	77	4/1	@ Chicago	1-3	L	37-31-9
8	10/25	Florida	4-0	W	5-3-0	78	4/2	@ Detroit	5-4	W	38-31-9
9	10/30	Carolina	0-1	L	5-4-0	79	4/4	@ Dallas	4-5	OTL	38-31-10
10	11/1	Pittsburgh	3-6	L	5-5-0	80	4/7	@ Phoenix	5-1	W	39-31-10
11	11/5	@ Anaheim	2-5	L	5-6-0	81	4/10	Columbus	3-1	W	40-31-10
12	11/6	@ San Jose	4-5	SOL	5-6-1	82	4/12	@ Colorado	1-0	W	41-31-10
13	11/8	@ Los Angeles	3-5	L	5-7-1						
14	11/12	@ Buffalo	3-4	L	5-8-1						
15	11/14	@ Chicago	4-3	OTW	6-8-1						
16	11/16	Montreal	2-3	SOL	6-8-2						
17	11/21	Anaheim	3-2	OTW	7-8-2						
18	11/22	@ Minnesota	2-1	W	8-8-2						
19	11/25	@ Nashville	1-0	SOW	9-8-2						
20	11/26	@ Colorado	1-3	L	9-9-2						
21	11/29	Edmonton	2-4	L	9-10-2						
22	11/30	@ Atlanta	4-2	W	10-10-2						
23	12/3	@ Minnesota	0-4	L	10-11-2						
24	12/5	Calgary	3-4	OTL	10-11-3						
25	12/6	Phoenix	4-3	W	11-11-3						
26	12/8	Nashville	6-3	W	12-11-3						
27	12/10	@ Anaheim	2-4	L	12-12-3						
28	12/11	@ Los Angeles	2-6	L	12-13-3						
29	12/13	@ San Jose	4-5	L	12-14-3						
30	12/16	Calgary	3-6	L	12-15-3						
31	12/18	@ Washington	2-4	L	12-16-3						
32	12/20	Minnesota	4-2	W	13-16-3						
33	12/21	Boston	3-6	L	13-17-3						
34	12/23	@ Detroit	1-4	L	13-18-3						
35	12/27	San Jose	3-2	SOW	14-18-3						
36	12/28	Anaheim	3-4	L	14-19-3						
37	12/30	New Jersey	3-4	L	14-20-3						
38	1/2	@ Carolina	1-2	L	14-21-3						
39	1/3	Columbus	5-2	W	15-21-3						
40	1/9	@ Vancouver	6-4	W	16-21-3						
41	1/11	@ Edmonton	1-2	L	16-22-3						
42	1/13	@ Calgary	1-3	L	16-23-3						
43	1/15	Colorado	5-2	W	17-23-3						
44	1/17	Chicago	1-2	OTL	17-23-4						
45	1/19	@ Boston	5-4	SOW	18-23-4						
46	1/21	@ Chicago	2-0	W	19-23-4						
47	1/29	Ottawa	1-3	L	19-24-4						
48	1/31	Philadelphia	4-0	W	20-24-4						
49	2/2	@ Detroit	3-4	SOL	20-24-5						
50	2/3	@ Columbus	4-2	W	21-24-5						
51	2/5	Edmonton	1-2	SOL	21-24-6						
52	2/7	Colorado	4-1	W	22-24-6						
53	2/10	Vancouver	4-6	L	22-25-6						
54	2/12	@ Nashville	3-4	SOL	22-25-7						
55	2/13	Chicago	1-0	W	23-25-7						
56	2/16	N.Y. Rangers	2-1	W	24-25-7						
57	2/18	@ Columbus	3-4	L	24-26-7						
58	2/19	@ Nashville	2-1	OTW	25-26-7						
59	2/21	Nashville	0-1	OTL	25-26-8						
60	2/24	Phoenix	2-1	W	26-26-8						
61	2/26	@ Dallas	3-1	W	27-26-8						
62	2/28	@ Phoenix	3-1	W	28-26-8						
63	3/3	Detroit	0-5	L	28-27-8						
64	3/6	@ Tampa Bay	4-3	OTW	29-27-8						
65	3/7	@ Florida	3-5	L	29-28-8						
66	3/10	Dallas	5-2	W	30-28-8						
67	3/12	San Jose	3-1	W	31-28-8						
68	3/14	Detroit	2-5	L	31-29-8						
69	3/15	Minnesota	5-3	W	32-29-8						
70	3/17	@ Edmonton	1-2	SOL	32-29-9						

PLAYER	GP	G	A	TP	+/−	PIM	PP	SH	GW	S	%
Patrik Berglund	76	21	26	47	19	16	7	0	1	143	14.7
Andy McDonald	46	15	29	44	-13	24	6	1	1	128	11.7
T.J. Oshie	57	14	25	39	16	30	6	1	1	101	13.9
Carlo Colaiacovo (STL)	63	3	26	29	2	29	0	0	0	78	3.8
(TOR)	10	0	1	1	-2	6	0	0	0	9	0.0
(TOTALS)	73	3	27	30	0	35	0	0	0	87	3.4
Jay McClement	82	12	14	26	-10	29	0	3	3	137	8.8
Alex Steen (STL)	60	6	18	24	-6	24	2	1	0	117	5.1
(TOR)	22	2	4	4	-6	1	0	0	0	31	6.5
(TOTALS)	81	8	20	28	-10	30	3	1	0	148	5.4
Brad Winchester	64	13	8	21	-1	89	5	0	3	82	15.9
Barret Jackman	82	4	17	21	-17	86	1	1	0	89	4.5
Jeff Woywitka	65	3	15	18	8	57	2	0	1	71	4.2
B.J. Crombeen (STL)	66	11	6	17	-8	122	0	1	3	112	9.8
(DAL)	15	1	4	5	-1	26	0	0	0	12	8.3
(TOTALS)	81	12	10	22	-9	148	0	1	3	124	9.7
Paul Kariya	11	2	13	15	1	2	0	0	0	31	6.5
Roman Polak	69	1	14	15	-15	45	0	0	1	73	1.4
Lee Stempniak (TOR)	61	11	20	31	-9	31	3	0	0	128	8.6
(STL)	14	3	10	13	-3	2	0	0	1	43	7.0
(TOTALS)	75	14	30	44	-12	33	3	0	1	171	8.2
Jay McKee	69	1	7	8	11	44	0	0	1	43	2.3
Yan Stastny	34	3	4	7	-14	20	0	0	0	30	10.0
Mike Weaver	58	0	7	7	-3	12	0	0	0	36	0.0
Eric Brewer	28	1	5	6	-14	24	1	0	0	49	2.0
Dan Hinote	51	1	4	5	-7	64	0	0	0	24	4.2
Steve Regier	8	3	1	4	-1	4	2	0	0	11	27.3
Steve Wagner	22	2	2	4	-5	18	0	0	0	16	12.5
Cam Janssen	56	1	3	4	-5	131	0	0	0	22	4.5
Cam Paddock	16	2	1	3	-4	0	0	0	0	17	11.8
Tyson Strachan	30	0	3	3	8	39	0	0	0	21	0.0
Chris Porter	6	1	1	2	-1	0	0	0	0	7	14.3
D.J. King	1	0	1	1	0	0	0	0	0	0	0.0
Chris Mason	57	0	1	1	0	0	0	0	0	0	0.0
Alex Pietrangolo	8	0	1	1	0	2	0	0	0	7	0.0
Trent Whitfield	3	0	1	1	2	0	0	0	0	4	0.0
Ben Bishop	6	0	0	0	0	0	0	0	0	0	0.0
Chris Holt	1	0	0	0	0	0	0	0	0	0	0.0
Jonas Junland	1	0	0	0	0	2	0	0	0	0	0.0
David Koci (TBL)	33	1	1	2	3	132	0	0	0	8	12.5
(STL)	4	0	0	0	-2	9	0	0	0	5	0.0
(TOTALS)	37	1	1	2	1	141	0	0	0	13	7.7
Manny Legace	29	0	0	0	0	0	0	0	0	0	0.0
Marek Schwarz	2	0	0	0	0	0	0	0	0	0	0.0
Andy Wozniowski	1	0	0	0	0	0	0	0	0	0	0.0

PLAYER	GP	W	L	T/O	GA	SA	SV%	GAA	SO	MIN
Chris Mason	57	27	21	7	129	1,544	0.916	2.41	6	3,215
Manny Legace	29	13	9	2	77	669	0.885	3.18	0	1,452
Ben Bishop	6	1	1	1	12	112	0.893	2.94	0	245
Chris Holt	1	0	0	0	3	1,000	0.00	0	0	19
Marek Schwarz	2	0	0	0	5	1,000	0.00	0	0	15

# TEAM & INDIVIDUAL RESULTS RECORDS & STATS

## 2007-2008 GAME-BY-GAME (33-36-13, 79 pts, 5th Central Division)

#	DATE	VERSUS	SCORE	RECORD	#	DATE	VERSUS	SCORE	RECORD		
1	10/4	@ Phoenix	2-3	L	0-1-0	68	3/8	@ Vancouver	2-4	L	29-29-10
2	10/6	@ Los Angeles	5-3	W	1-1-0	69	3/10	@ Calgary	3-7	L	29-30-10
3	10/10	Nashville	4-1	W	2-1-0	70	3/11	@ Edmonton	3-4	OTL	29-30-11
4	10/12	Colorado	4-1	W	3-1-0	71	3/14	@ San Jose	1-4	L	29-31-11
5	10/17	@ Chicago	3-1	W	4-1-0	72	3/15	@ Anaheim	2-5	L	29-32-11
6	10/20	Minnesota	1-3	L	4-2-0	73	3/18	@ Montreal	4-3	SOW	30-32-11
7	10/23	Anaheim	4-2	W	5-2-0	74	3/20	@ Ottawa	2-3	L	30-33-11
8	10/25	@ Columbus	0-3	L	5-3-0	75	3/23	@ Chicago	3-4	OTL	30-33-12
9	10/27	Washington	4-3	W	6-3-0	76	3/25	Detroit	1-2	L	30-34-12
10	10/30	Phoenix	1-2	L	6-4-0	77	3/28	@ Detroit	4-3	OTW	31-34-12
11	11/1	@ Minnesota	3-2	W	7-4-0	78	3/29	Chicago	3-4	L	31-35-12
12	11/3	Chicago	2-3	L	7-5-0	79	4/1	Nashville	3-4	OTL	31-35-13
13	11/4	@ Columbus	0-3	L	7-6-0	80	4/3	@ Nashville	2-3	L	31-36-13
14	11/9	@ Chicago	2-4	L	7-7-0	81	4/5	Columbus	3-0	W	32-36-13
15	11/13	Detroit	4-3	W	8-7-0	82	4/6	@ Columbus	4-1	W	33-36-13
16	11/16	Columbus	3-2	W	9-7-0						
17	11/17	@ Nashville	3-2	SOW	10-7-0						
18	11/19	Nashville	2-1	W	11-7-0						
19	11/21	@ Detroit	0-3	L	11-8-0						
20	11/23	Vancouver	3-1	W	12-8-0						
21	11/25	Calgary	3-0	W	13-8-0						
22	11/28	@ Buffalo	4-3	W	14-8-0						
23	11/30	@ Minnesota	2-3	OTL	14-8-1						
24	12/1	Chicago	3-1	W	15-8-1						
25	12/4	@ Calgary	1-3	L	15-9-1						
26	12/7	@ Edmonton	4-3	W	16-9-1						
27	12/9	@ Colorado	5-9	L	16-10-1						
28	12/11	Edmonton	4-5	SOL	16-10-2						
29	12/13	Florida	0-1	L	16-11-2						
30	12/16	Calgary	3-5	L	16-12-2						
31	12/20	Detroit	3-2	W	17-12-2						
32	12/22	@ Boston	4-1	W	18-12-2						
33	12/23	Atlanta	2-3	OTL	18-12-3						
34	12/26	Detroit	0-5	L	18-13-3						
35	12/28	San Jose	0-1	L	18-14-3						
36	12/29	@ Dallas	4-5	SOL	18-14-4						
37	12/31	@ Detroit	2-0	W	19-14-4						
38	1/2	Edmonton	2-3	OTL	19-14-5						
39	1/5	Carolina	1-0	W	20-14-5						
40	1/8	Columbus	6-1	W	21-14-5						
41	1/10	Dallas	4-2	W	22-14-5						
42	1/11	@ Columbus	4-6	L	22-15-5						
43	1/13	Vancouver	3-4	SOL	22-15-6						
44	1/16	@ Chicago	1-6	L	22-16-6						
45	1/19	Nashville	2-5	L	22-17-6						
46	1/21	@ Nashville	3-6	L	22-18-6						
47	1/23	@ Vancouver	2-3	SOL	22-18-7						
48	1/24	@ San Jose	1-4	L	22-19-7						
49	1/29	@ Toronto	3-2	W	23-19-7						
50	2/1	Anaheim	1-0	SOW	24-19-7						
51	2/2	Colorado	4-6	L	24-20-7						
52	2/5	Tampa Bay	4-5	L	24-21-7						
53	2/9	@ Dallas	2-6	L	24-22-7						
54	2/10	Minnesota	1-2	SOL	24-22-8						
55	2/12	Los Angeles	4-2	W	25-22-8						
56	2/14	@ Colorado	4-1	W	26-22-8						
57	2/16	@ Nashville	1-2	OTL	26-22-9						
58	2/17	Columbus	5-1	W	27-22-9						
59	2/19	Chicago	5-1	W	28-22-9						
60	2/21	@ Los Angeles	1-5	L	28-23-9						
61	2/22	@ Anaheim	1-2	OTL	28-23-10						
62	2/24	@ Phoenix	0-2	L	28-24-10						
63	2/26	Dallas	1-3	L	28-25-10						
64	2/28	Phoenix	1-2	L	28-26-10						
65	3/1	San Jose	0-2	L	28-27-10						
66	3/4	Los Angeles	3-2	W	29-27-10						
67	3/5	@ Detroit	1-4	L	29-28-10						





# ST. LOUIS BLUES

## 2006-2007 GAME-BY-GAME (34-35-13, 81 pts, 3rd Central Division)

#	DATE	VERSUS	SCORE	RECORD	#	DATE	VERSUS	SCORE	RECORD
1	10/5	@ San Jose	4-5	OTL 0-0-1	73	3/22	@ Minnesota	1-5	L 30-31-12
2	10/7	@ Los Angeles	1-4	L 0-0-1	74	3/24	@ Detroit	3-2	L 31-31-12
3	10/9	@ Anaheim	0-2	L 0-0-1	75	3/25	@ Columbus	1-4	L 31-32-12
4	10/12	Boston	3-2	SOW 1-2-1	76	3/27	Columbus	1-4	L 31-33-12
5	10/14	Chicago	4-3	W 2-2-1	77	3/29	Edmonton	5-2	W 32-33-12
6	10/17	Phoenix	2-5	L 2-3-1	78	3/31	Anaheim	2-3	OTL 32-33-13
7	10/20	Vancouver	2-3	OTL 2-3-2	79	4/2	@ Dallas	4-2	W 33-33-13
8	10/21	@ Chicago	4-3	W 3-3-2	80	4/3	@ Phoenix	5-2	W 34-33-13
9	10/28	Detroit	2-3	L 3-4-2	81	4/5	@ Nashville	1-4	L 34-34-13
10	10/30	Anaheim	5-6	SOL 3-4-3	82	4/7	@ Minnesota	1-5	L 34-35-13
11	11/1	@ Dallas	1-4	L 3-5-3					
12	11/2	Colorado	4-1	W 4-5-3					
13	11/4	Calgary	2-3	L 4-6-3					
14	11/9	Columbus	2-4	L 4-7-3					
15	11/10	@ Chicago	1-3	L 4-8-3					
16	11/12	Edmonton	5-3	W 5-8-3					
17	11/14	@ Calgary	0-3	L 5-9-3					
18	11/16	@ Edmonton	2-6	L 5-10-3					
19	11/17	@ Vancouver	2-4	L 5-11-3					
20	11/22	@ Columbus	4-3	SOW 6-11-3					
21	11/24	@ Detroit	3-2	SOW 7-11-3					
22	11/25	Phoenix	1-2	L 7-12-3					
23	11/28	San Jose	0-2	L 7-13-3					
24	11/30	Nashville	4-5	L 7-14-3					
25	12/1	@ Chicago	2-5	L 7-15-3					
26	12/5	Detroit	1-5	L 7-16-3					
27	12/7	@ Detroit	3-4	OTL 7-16-4					
28	12/9	Columbus	1-5	L 7-17-4					
29	12/12	Chicago	2-3	L 7-18-4					
30	12/13	@ Colorado	1-4	L 7-19-4					
31	12/16	@ Nashville	2-3	SOL 7-19-5					
32	12/17	Nashville	1-2	OTL 7-19-6					
33	12/19	@ Pittsburgh	4-1	W 8-19-6					
34	12/21	Los Angeles	5-2	W 9-19-6					
35	12/23	Buffalo	3-2	OTW 10-19-6					
36	12/26	@ Nashville	2-3	SOL 10-19-7					
37	12/29	@ Colorado	4-2	W 11-19-7					
38	12/30	Colorado	2-0	W 12-19-7					
39	1/2	Chicago	1-4	L 12-20-7					
40	1/4	Chicago	2-0	W 13-20-7					
41	1/6	@ Nashville	2-3	L 13-21-7					
42	1/9	@ Columbus	4-3	SOW 14-21-7					
43	1/10	@ New Jersey	3-2	W 15-21-7					
44	1/13	Los Angeles	6-5	W 16-21-7					
45	1/15	@ Phoenix	4-5	SOL 16-21-8					
46	1/16	@ Anaheim	6-2	W 17-21-8					
47	1/18	@ Los Angeles	3-1	W 18-21-8					
48	1/20	@ San Jose	1-0	W 19-21-8					
49	1/26	Detroit	2-1	OTW 20-21-8					
50	1/27	Nashville	3-6	L 20-22-8					
51	1/30	Minnesota	2-5	L 20-23-8					
52	2/2	@ Detroit	3-5	L 20-24-8					
53	2/3	Dallas	2-0	W 21-24-8					
54	2/6	Toronto	1-2	L 21-25-8					
55	2/8	Detroit	1-0	W 22-25-8					
56	2/10	@ Philadelphia	3-4	OTL 22-25-9					
57	2/13	San Jose	5-6	L 22-26-9					
58	2/14	@ Columbus	4-2	W 23-26-9					
59	2/16	Nashville	1-0	W 24-26-9					
60	2/18	Minnesota	5-3	W 25-26-9					
61	2/20	Columbus	5-4	SOW 26-26-9					
62	2/25	@ Chicago	1-5	L 26-27-9					
63	2/27	Vancouver	3-1	W 27-27-9					
64	3/1	@ N.Y. Islanders	3-2	OTW 28-27-9					
65	3/3	@ N.Y. Rangers	2-3	SOL 28-27-10					
66	3/6	Calgary	2-4	L 28-28-10					
67	3/8	Dallas	5-3	W 29-28-10					
68	3/10	Montreal	3-4	L 29-29-10					
69	3/12	@ Calgary	4-5	SOL 29-29-11					
70	3/15	@ Vancouver	2-3	OTL 29-29-12					
71	3/17	@ Edmonton	3-2	OTW 30-29-12					
72	3/20	Ottawa	2-4	L 30-30-12					

PLAYER	GP	G	A	TP	+/-	PIM	PP	SH	GW	S	%
Doug Weight	82	16	43	59	10	56	5	0	3	123	13.0
Lee Stempniak	82	27	25	52	-2	33	8	0	4	166	16.3
Petr Cajanek	77	15	33	48	9	54	1	0	1	167	9.0
Bill Guerin (STL)	61	28	19	47	8	52	7	0	6	189	14.8
(SJS)	16	8	1	9	2	14	2	0	1	36	22.2
(TOTALS)	77	36	20	56	10	66	9	0	7	225	16.0
Keith Tkachuk (STL)	61	20	23	43	3	92	8	0	1	160	12.5
(ATL)	18	7	8	15	8	34	2	0	3	36	19.4
(TOTALS)	79	27	31	58	11	126	10	0	4	196	13.8
Radek Dvorak	82	10	27	37	-6	48	1	1	1	139	7.2
Jay McClement	81	8	28	36	3	55	0	0	0	104	7.7
Martin Rucinsky	52	12	21	33	-3	48	4	0	3	96	12.5
Eric Brewer	82	6	23	29	-10	69	2	0	1	111	5.4
Barret Jackman	70	3	24	27	20	82	1	0	1	86	3.5
David Backes	49	10	13	23	6	37	2	0	2	89	11.2
Jamal Mayers	80	8	14	22	-19	89	0	2	0	129	6.2
Dennis Wideman (STL)	55	5	17	22	-7	44	4	0	1	94	5.3
(BOS)	20	1	2	3	-3	27	0	0	0	28	3.6
(TOTALS)	75	6	19	25	-10	71	4	0	1	122	4.9
Christian Backman	61	7	11	18	13	36	1	0	0	80	8.8
Dallas Drake	60	6	6	12	-14	38	0	2	2	74	8.1
Brad Boyes (BOS)	62	13	21	34	-17	25	1	0	1	139	9.4
(STL)	19	4	8	12	0	4	0	0	1	43	9.3
(TOTALS)	81	17	29	46	-17	29	1	2	1	182	9.3
Ryan Johnson	59	7	4	11	-7	47	0	2	0	50	14.0
Dan Hinote	41	5	5	10	-8	23	0	1	1	37	13.5
Bryce Salvador	64	2	5	7	-5	55	0	0	0	40	5.0
Jeff Woywitka	34	1	6	7	4	12	0	0	0	28	3.6
Glen Metropolit (ATL)	57	12	16	28	9	20	4	0	2	92	13.0
(STL)	20	2	3	5	0	14	1	0	0	31	6.5
(TOTALS)	77	14	19	33	9	34	5	0	2	123	11.4
Matt Walker	48	0	5	5	7	72	0	0	0	34	0.0
Peter Sejna	22	3	1	4	2	4	0	0	0	34	8.8
Jamie Rivers	31	1	3	4	-7	36	1	0	0	17	5.9
D.J. King	27	1	1	2	-3	52	0	0	0	12	8.3
Tomas Mojzis	6	1	0	1	0	0	0	0	0	7	14.3
Mike Glumac	3	0	1	1	1	0	0	0	0	4	0.0
Jason Bacashihua	19	0	0	0	0	2	0	0	0	0	0.0
Manny Legace	45	0	0	0	0	2	0	0	0	0	0.0
Jay McKee	23	0	0	0	-9	12	0	0	0	19	0.0
Ville Nieminen (SJS)	30	1	1	2	-7	14	0	0	0	30	3.3
(STL)	14	0	0	0	-1	29	0	0	0	13	0.0
(TOTALS)	44	1	1	2	-8	43	0	0	0	43	2.3
Joel Perrault (PHX)	15	1	2	3	-3	14	0	0	0	18	5.6
(STL)	11	0	0	0	-4	0	0	0	0	13	0.0
(TOTALS)	26	1	2	3	-7	14	0	0	0	31	3.2
Roman Polak	19	0	0	0	-3	6	0	0	0	13	0.0
Curtis Sanford	31	0	0	0	0	0	0	0	0	0	0.0
Marek Schwarz	2	0	0	0	0	0	0	0	0	0	0.0

PLAYER	GP	W	L	T/O	GA	SA	SV%	GAA	SO	MIN
Manny Legace	45	23	15	5	109	1,177	0.907	2.59	5	2,522
Curtis Sanford	31	8	12	5	79	707	0.888	3.18	0	1,492
Jason Bacashihua	19	3	7	3	47	450	0.896	3.15	0	894
Marek Schwarz	2	0	1	0	3	25	0.880	3.00	0	60

# TEAM & INDIVIDUAL RESULTS RECORDS & STATS

## 2005-2006 GAME-BY-GAME (21-46-15, 57 pts, 5th Central Division)

#	DATE	VERSUS	SCORE	RECORD	#	DATE	VERSUS	SCORE	RECORD		
1	10/5	@ Detroit	1-5	L 0-1-0	75	4/6	Nashville	0-3	L 20-41-14		
2	10/6	Detroit	3-4	L 0-2-0	76	4/8	@ Colorado	2-4	L 20-42-14		
3	10/8	San Jose	6-7	L 0-3-0	77	4/9	Edmonton	2-1	W 21-42-14		
4	10/11	Chicago	4-1	W 1-3-0	78	4/11	Nashville	0-2	L 21-43-14		
5	10/15	Nashville	1-4	L 1-4-0	79	4/13	@ Columbus	1-4	L 21-44-14		
6	10/19	Anaheim	3-2	W 2-4-0	80	4/15	Detroit	2-3	L 21-45-14		
7	10/20	@ Nashville	2-3	SOL 2-4-1	81	4/16	Phoenix	0-3	L 21-46-14		
8	10/22	Minnesota	2-3	L 2-5-1	82	4/18	@ Chicago	2-3	OTL 21-46-15		
9	10/25	@ Phoenix	4-5	OTL 2-5-2							
10	10/28	@ Anaheim	4-6	L 2-6-2							
11	10/29	@ Los Angeles	2-5	L 2-7-2							
12	11/2	Chicago	5-6	OTL 2-7-3							
13	11/4	Edmonton	2-7	L 2-8-3							
14	11/6	Detroit	1-4	L 2-9-3							
15	11/9	@ Columbus	1-3	L 2-10-3							
16	11/10	Chicago	2-4	L 2-11-3							
17	11/12	@ Nashville	1-3	L 2-12-3							
18	11/16	@ Columbus	2-0	W 3-12-3							
19	11/19	@ Detroit	3-2	W 4-12-3							
20	11/22	Los Angeles	3-6	L 4-13-3							
21	11/25	@ Minnesota	3-5	L 4-14-3							
22	11/26	Columbus	3-4	L 4-15-3							
23	12/1	Columbus	4-1	W 5-15-3							
24	12/6	N.Y. Islanders	3-6	L 5-16-3							
25	12/8	@ Tampa Bay	4-5	L 5-17-3							
26	12/10	N.Y. Rangers	4-5	OTL 5-17-4							
27	12/13	Pittsburgh	3-0	W 6-17-4							
28	12/16	@ Chicago	1-5	L 6-18-4							
29	12/17	Philadelphia	2-5	L 6-19-4							
30	12/20	@ Phoenix	5-4	W 7-19-4							
31	12/21	@ Anaheim	3-6	L 7-20-4							
32	12/23	@ San Jose	2-1	SOW 8-20-4							
33	12/26	Dallas	1-6	L 8-21-4							
34	12/28	@ Chicago	2-1	W 9-21-4							
35	12/29	@ Dallas	0-3	L 9-22-4							
36	12/31	Anaheim	4-5	SOL 9-22-5							
37	1/2	Vancouver	4-1	W 10-22-5							
38	1/4	Nashville	3-4	L 10-23-5							
39	1/5	@ Detroit	0-3	L 10-24-5							
40	1/9	@ Colorado	1-6	L 10-25-5							
41	1/12	@ Florida	1-3	L 10-26-5							
42	1/13	@ Atlanta	0-2	L 10-27-5							
43	1/15	@ Carolina	2-4	L 10-28-5							
44	1/17	New Jersey	3-5	L 10-29-5							
45	1/19	@ Washington	4-5	SOL 10-29-6							
46	1/20	@ Columbus	3-4	SOL 10-29-7							
47	1/23	Vancouver	4-0	W 11-29-7							
48	1/25	@ Dallas	3-4	SOL 11-29-8							
49	1/26	Phoenix	3-5	L 11-30-8							
50	1/30	Calgary	3-2	SOW 12-30-8							
51	2/1	@ Detroit	2-3	L 12-31-8							
52	2/2	Chicago	6-5	SOW 13-31-8							
53	2/4	Dallas	4-3	OTW 14-31-8							
54	2/8	@ Vancouver	4-2	W 15-31-8							
55	2/10	@ Calgary	2-3	OTL 15-31-9							
56	2/12	@ Edmonton	5-4	SOW 16-31-9							
57	3/1	@ Edmonton	4-2	W 17-31-9							
58	3/2	@ Calgary	1-3	L 17-32-9							
59	3/5	@ Vancouver	4-1	W 18-32-9							
60	3/7	Colorado	1-2	SOL 18-32-10							
61	3/10	Minnesota	2-1	OTW 19-32-10							
62	3/11	Los Angeles	1-2	SOL 19-32-11							
63	3/13	Columbus	3-2	OTW 20-32-11							
64	3/16	@ San Jose	2-5	L 20-33-11							
65	3/18	@ Los Angeles	1-3	L 20-34-11							
66	3/20	@ Nashville	2-4	L 20-35-11							
67	3/21	San Jose	0-6	L 20-36-11							
68	3/23	Calgary	2-7	L 20-37-11							
69	3/25	Colorado	2-3	OTL 20-37-12							
70	3/27	Detroit	1-4	L 20-38-12							
71	3/29	@ Chicago	2-3	OTL 20-38-13							
72	3/31	Columbus	2-4	L 20-39-13							
73	4/1	@ Nashville	1-2	L 20-40-13							
74	4/4	@ Minnesota	4-5	SOL 20-40-14							
PLAYER	GP	G	A	TP	+/−	PIM	PP	SH	W	S	%
Scott Young	79	18	31	49	−32	52	10	0	1	284	6.3
Doug Weight	(STL) 47	11	33	44	−11	50	7	0	0	123	8.8
	(CAR) 23	4	9	13	−6	25	2	0	0	52	7.7
	(TOTALS) 70	15	42	57	−17	75	9	0	0	175	8.6
Mike Sillinger	(STL) 48	22	19	41	−17	49	11	1	1	131	16.8
	(NSH) 31	10	12	22	0	14	3	0	0	80	12.5
	(TOTALS) 79	32	31	63	−17	63	14	1	2	211	15.2
Petr Cajanek	71	10	31	41	−22	54	3	0	0	150	6.7
Dean McAmmond	78	15	22	37	−25	32	4	0	0	116	12.9
Keith Tkachuk	41	15	21	36	−15	46	10	0	0	133	11.2
Lee Stempniak	57	14	13	27	−10	22	5	0	2	100	14.0
Jay McClement	67	6	21	27	−23	30	1	0	2	76	7.9
Jamal Mayers	67	15	11	26	−22	129	0	2	1	111	13.5
Dallas Drake	62	2	24	26	−13	59	1	0	1	88	2.3
Dennis Wideman	67	8	16	24	−31	83	5	1	1	150	5.3
Christian Backman	52	6	12	18	−15	48	3	0	0	70	8.6
Eric Weinrich	(STL) 59	1	16	17	−10	44	1	0	0	56	1.8
	(VAN) 16	0	0	0	−13	8	0	0	0	12	0.0
	(TOTALS) 75	1	16	17	−23	52	1	0	0	68	1.5
Kevin Dallman	(STL) 46	4	9	13	−15	21	3	0	0	89	4.5
	(BOS) 21	0	1	1	1	8	0	0	0	42	0.0
	(TOTALS) 67	4	10	14	−14	29	3	0	0	131	3.1
Mike Glumac	33	7	5	12	−8	33	5	0	0	55	12.7
Mark Rycroft	80	6	4	10	−14	46	0	1	2	7	7.8
Barret Jackman	63	6	4	10	−6	156	0	1	2	56	7.1
Eric Brewer	32	6	3	9	−17	44	1	0	0	64	9.4
Vladimir Orszagh	16	4	5	9	−2	14	1	0	0	23	17.4
Ryan Johnson	65	3	6	9	−21	33	1	0	0	67	5.3
Jeff Hoggan	52	2	6	8	−16	34	0	0	0	60	3.3
Simon Gamache	(STL) 15	3	4	7	1	10	0	0	0	32	9.4
	(NSH) 11	0	0	0	−6	0	0	0	0	4	0.0
	(TOTALS) 26	3	4	7	−5	10	0	0	0	36	8.3
Trent Whitfield	30	2	5	7	−3	14	1	0	0	41	4.9
Timofei Shishkanov	22	3	2	5	−1	6	0	0	0	26	11.5
Eric Boguniecki	(PIT) 38	5	6	11	−2	29	1	0	0	36	13.9
	(STL) 9	1	4	5	−1	4	0	0	0	12	8.3
	(TOTALS) 47	6	10	16	−3	33	2	0	0	48	12.5
Bryce Salvador	46	1	4	5	−24	26	0	0	0	23	4.3
Andy Roach	5	1	2	3	0	10	1	0	0	2	50.0
Aaron Downey	(MTL) 25	1	4	5	2	50	0	0	0	10	10.0
	(STL) 17	2	0	2	0	45	0	0	0	11	18.2
	(TOTALS) 42	3	4	7	2	95	0	0	0	21	14.3
Peter Sejna	6	1	1	2	1	4	0	0	0	9	11.1
Matt Walker	54	0	2	2	−7	79	0	0	0	59	0.0
Jeff Woywitka	26	0	2	2	−12	25	0	0	0	23	0.0
Jason Bacashihua	19	0	1	1	0	0	0	0	0	0	0.0
Steve Poapost	(STL) 41	0	1	1	−21	37	0	0	0	19	0.0
	(PIT) 21	0	4	5	−10	10	0	0	0	4	0.0
	(TOTALS) 62	0	5	5	−26	47	0	0	0	23	0.0
Jesse Boulerice	(CAR) 26	0	0	0	−3	51	0	0	0	3	0.0
	(STL) 12	0	0	0	−4	13	0	0	0	2	0.0
	(TOTALS) 38	0	0	0	−7	64	0	0	0	5	0.0
Jon DiSalvatore	5	0	0	0	1	2	0	0	0	3	0.0
Reinhard Divis	12	0	0	0	0	0	0	0	0	0	0.0
Colin Hemingway	3	0	0	0	−2	0	0	0	0	2	0.0
Patrick Lalime	31	0	0	0	0	0	0	0	0	0	0.0
Curtis Sanford	34	0	0	0	0	0	0	0	0	0	0.0
Mike Stuart	1	0	0	0	0	0	0	0	0	1	0.0
Mike Zigomanis	(CAR) 21	1	0	1	1	4	0	0	0	16	6.3
	(STL) 2	0	0	0	0	0	0	0	0	1	0.0
	(TOTALS) 23	1	0	1	1	4	0	0	0	17	5.9
PLAYER	GP	W	L	T/O	GA	SA	SV%	GAA	SO	MIN	
Curtis Sanford	34	13	5	81	885	0.908	2.66	3	1	830	
Jason Bacashihua	19	4	10	52	515	0.899	3.23	0	0	966	
Patrick Lalime	31	4	18	8	103	868	0.881	3.64	0	1,679	
Reinhard Divis	12	0	5	1	37	231	0.840	4.67	0	425	





## 2003-2004 GAME-BY-GAME (41-24-11-6, 99 pts, 2nd Central Division)

#	DATE	VERSUS	SCORE	RECORD	#	DATE	VERSUS	SCORE	RECORD
1	10/10	@ Phoenix	1-2	L OT 0-0-0-1	73	3/16	@ Los Angeles	5-3	W 34-27-10-2
2	10/12	@ Colorado	2-1	W 1-0-0-1	74	3/17	@ Anaheim	1-1	T OT 34-27-11-2
3	10/16	@ Nashville	1-4	L 1-1-0-1	75	3/20	@ Dallas	1-3	L 34-28-11-2
4	10/18	Washington	4-1	W 2-1-0-1	76	3/25	Anaheim	3-2	W 35-28-11-2
5	10/21	@ Edmonton	6-4	W 3-1-0-1	77	3/27	Chicago	4-3	W OT 36-28-11-2
6	10/22	@ Vancouver	2-3	L 3-2-0-1	78	3/28	@ Chicago	3-1	W 37-28-11-2
7	10/24	@ Calgary	2-1	W 4-2-0-1	79	3/30	Edmonton	1-0	W 38-28-11-2
8	10/28	Nashville	1-0	W 5-2-0-1	80	4/1	Detroit	2-3	L 38-29-11-2
9	10/29	@ Detroit	6-5	W 6-2-0-1	81	4/3	@ Nashville	4-1	W 39-29-11-2
10	11/1	Chicago	2-3	L 6-3-0-1	82	4/4	@ Minnesota	0-3	L 39-30-11-2
11	11/4	Anaheim	2-1	W OT 7-3-0-1					
12	11/6	Vancouver	3-2	W 8-3-0-1					
13	11/8	Florida	2-0	W 9-3-0-1					
14	11/13	@ San Jose	4-3	W OT 10-3-0-1					
15	11/15	@ Los Angeles	1-0	W 11-3-0-1					
16	11/16	@ Anaheim	3-4	L 11-4-0-1					
17	11/19	@ Phoenix	4-5	L 11-5-0-1					
18	11/22	Dallas	2-1	W 12-5-0-1					
19	11/25	Boston	4-3	W OT 13-5-0-1					
20	11/28	@ Tampa Bay	2-2	T OT 13-5-1-1					
21	11/29	Detroit	1-2	L 13-6-1-1					
22	12/2	Los Angeles	4-1	W 14-6-1-1					
23	12/4	Detroit	4-4	T OT 14-6-2-1					
24	12/6	Nashville	4-1	W 15-6-2-1					
25	12/9	@ Toronto	3-2	W OT 16-6-2-1					
26	12/12	@ Columbus	3-2	W OT 17-6-2-1					
27	12/13	Los Angeles	2-1	W 18-6-2-1					
28	12/16	Columbus	2-1	W OT 19-6-2-1					
29	12/18	San Jose	4-2	W 20-6-2-1					
30	12/20	Phoenix	1-1	T OT 20-6-3-1					
31	12/22	@ Detroit	1-2	L 20-7-3-1					
32	12/23	@ Chicago	0-3	L 20-8-3-1					
33	12/26	Colorado	3-3	T OT 20-8-4-1					
34	12/29	@ Columbus	3-2	W 21-8-4-1					
35	12/30	Philadelphia	2-7	L 21-9-4-1					
36	1/1	N.Y. Rangers	5-4	W 22-9-4-1					
37	1/3	San Jose	1-3	L 22-10-4-1					
38	1/5	Minnesota	1-1	T OT 22-10-5-1					
39	1/6	@ Carolina	0-2	L 22-11-5-1					
40	1/10	@ Nashville	1-3	L 22-12-5-1					
41	1/12	Chicago	7-4	W 23-12-5-1					
42	1/13	@ Montreal	2-5	L 23-13-5-1					
43	1/15	Columbus	5-3	W 24-13-5-1					
44	1/17	Minnesota	2-2	T OT 24-13-6-1					
45	1/19	@ Florida	2-1	W OT 25-13-6-1					
46	1/21	@ Columbus	1-3	L 25-14-6-1					
47	1/23	@ Dallas	0-2	L 25-15-6-1					
48	1/24	Dallas	2-3	L 25-16-6-1					
49	1/28	@ Atlanta	1-1	T OT 25-16-7-1					
50	1/29	Vancouver	2-4	L 25-17-7-1					
51	1/31	New Jersey	1-4	L 25-18-7-1					
52	2/2	@ Minnesota	0-4	L 25-19-7-1					
53	2/4	@ Edmonton	3-5	L 25-20-7-1					
54	2/5	@ Calgary	2-1	W 26-20-7-1					
55	2/10	@ Ottawa	1-3	L 26-21-7-1					
56	2/12	Colorado	0-4	L 26-22-7-1					
57	2/14	Pittsburgh	3-2	W OT 27-22-7-1					
58	2/16	Phoenix	4-2	W 28-22-7-1					
59	2/19	Tampa Bay	4-3	W OT 29-22-7-1					
60	2/20	@ Detroit	1-5	L 29-23-7-1					
61	2/22	@ Chicago	2-3	L OT 29-23-8-1					
62	2/26	@ Colorado	2-2	T OT 29-24-8-1					
63	2/28	@ Vancouver	0-2	L 29-25-8-1					
64	2/29	@ San Jose	0-1	L 29-26-8-1					
65	3/2	Calgary	2-4	L 29-26-9-1					
66	3/4	Edmonton	1-1	T OT 29-26-9-2					
67	3/6	@ N.Y. Islanders	4-2	W 30-26-9-2					
68	3/7	@ Buffalo	5-1	W 31-26-9-2					
69	3/9	N.Y. Islanders	3-2	W OT 32-26-9-2					
70	3/11	Nashville	1-1	T OT 32-26-10-2					
71	3/13	Columbus	5-3	W 33-26-10-2					
72	3/14	Calgary	0-3	L 33-27-10-2					

PLAYER	GP	G	A	TP	+/-	PIM	PP	SH	GW	S	%
Keith Tkachuk	75	33	38	71	8	83	18	0	8	233	14.2
Doug Weight	75	14	51	65	-3	37	6	0	5	198	7.1
Pavel Demitra	68	23	35	58	1	18	8	0	5	179	12.8
Chris Pronger	80	14	54	68	-1	88	7	0	3	203	6.9
Dallas Drake	79	13	22	35	10	65	3	2	1	121	10.7
Scott Mellanby	68	14	17	31	-7	76	6	0	3	103	13.6
Petr Cajanek	70	12	14	26	12	16	3	0	4	126	9.5
Mark Ryckoff	71	9	12	21	2	32	0	0	0	110	8.2
Eric Nickulas	44	7	11	18	-2	44	1	0	1	80	8.8
Christian Backman	66	5	13	18	3	16	1	0	0	92	5.4
Mike Danton	68	7	5	12	-8	141	0	1	0	72	9.7
Jamal Mayers	80	6	5	11	-19	91	0	1	3	130	4.6
Ryan Johnson	69	4	7	11	-2	8	0	1	1	36	11.1
Eric Boguniecki	27	6	4	10	1	20	2	0	2	40	15.0
Mike Sillinger (PHX)	60	8	6	14	-14	54	0	1	0	66	12.1
(STL)	16	5	5	10	4	14	0	1	0	40	12.5
(TOTALS)	76	13	11	24	-10	68	0	2	0	106	12.3
Alexander Khavanov	48	3	7	10	2	18	2	0	0	62	4.8
Eric Weinrich (PHI)	54	2	7	9	11	32	1	0	1	56	3.6
(STL)	26	2	8	10	1	14	1	0	0	27	7.4
(TOTALS)	80	4	15	19	12	46	2	0	1	83	4.8
Bryce Salvador	69	3	5	8	-4	47	0	0	1	60	5.0
Brian Savage (PHX)	61	12	13	25	-5	36	3	0	1	101	19.1
(STL)	13	4	3	7	-3	2	1	0	1	23	17.4
(TOTALS)	74	16	16	32	-8	38	4	0	2	124	12.9
Murray Baron	80	1	5	6	-6	61	0	0	0	57	1.8
Peter Sejna	20	2	2	4	-9	4	2	0	0	36	5.6
Pascal Rheaume (STL)	25	1	3	4	-3	4	0	0	0	23	4.3
(N.Y.R.)	17	0	0	0	-3	5	0	0	0	15	0.0
(TOTALS)	42	1	3	4	-6	9	0	0	0	38	2.6
Jeff Heerema	22	1	2	3	-5	4	0	0	1	28	3.6
Barret Jackman	15	1	2	3	-1	41	0	0	0	11	9.1
Reed Low	57	0	2	2	-6	141	0	0	0	28	0.0
Al MacInnis	3	0	2	2	-1	6	0	0	0	9	0.0
Steve Martins	25	1	0	1	-7	22	0	1	0	27	3.7
Jeff Finley	53	0	1	1	-9	34	0	0	0	25	0.0
Christian Laflamme	16	0	1	1	-3	20	0	0	0	9	0.0
Matt Walker	14	0	1	1	0	25	0	0	0	8	0.0
Aris Brimman	13	0	0	0	0	4	0	0	0	3	0.0
Reinhard Divis	13	0	0	0	0	2	0	0	0	0	0.0
Brent Johnson	10	0	0	0	0	0	0	0	0	0	0.0
Steve McLaren	6	0	0	0	0	25	0	0	0	2	0.0
Chris Osgood	67	0	0	0	0	10	0	0	0	0	0.0
Scott Pellerin	2	0	0	0	-3	2	0	0	0	1	0.0
John Pohl	1	0	0	0	-2	0	0	0	0	1	0.0
Jame Pollock	9	0	0	0	-1	6	0	0	0	19	0.0
Mike Stuart	2	0	0	0	0	0	0	0	0	0	0.0
Jeremy Yablonski	1	0	0	0	-1	5	0	0	0	1	0.0

PLAYER	GP	W	L	T/O	GA	SA	SV%	GAA	SO	MIN
Chris Osgood	67	31	25	8	144	1,604	0.910	2.24	3	3,861
Brent Johnson (STL)	10	4	3	1	20	203	0.901	2.43	1	493
(PHX)	8	1	6	1	21	243	0.914	2.59	0	486
(TOTALS)	18	5	9	2	41	446	0.908	2.51	1	979
Reinhard Divis	13	4	4	2	29	291	0.900	2.77	0	629

## 2002-2003 GAME-BY-GAME (41-24-11-6, 99 pts, 2nd Central Division)

#	DATE	VERSUS	SCORE	RECORD	#	DATE	VERSUS	SCORE	RECORD		
1	10/10	Anaheim	3-4	L	0-1-0-0	74	3/22	Detroit	2-4	L	39-20-9-6
2	10/12	Minnesota	2-2	T OT	0-1-1-0	75	3/23	@ Dallas	1-3	L	39-21-9-6
3	10/15	Carolina	1-1	W OT	1-1-1-0	76	3/26	@ Minnesota	1-0	W	40-21-9-6
4	10/17	Columbus	2-1	W	2-1-1-0	77	3/27	Florida	2-1	W	41-21-9-6
5	10/19	Dallas	5-3	W	3-1-1-0	78	3/29	Detroit	2-6	L	41-22-9-6
6	10/24	@ Edmonton	2-1	W	4-1-1-0	79	3/31	Edmonton	5-5	T	41-22-10-6
7	10/26	@ Calgary	4-3	W OT	5-1-1-0	80	4/3	Chicago	4-6	L	41-23-10-6
8	10/30	Nashville	7-0	W	6-1-1-0	81	4/4	@ Chicago	2-2	T	41-23-11-6
9	11/2	@ N.Y. Islanders	6-1	W	7-1-1-0	82	4/6	@ Colorado	2-5	L	41-24-11-6
10	11/3	@ N.Y. Rangers	3-2	W	8-1-1-0						
11	11/5	@ Montreal	5-2	W	9-1-1-0						
12	11/7	Columbus	2-5	L	9-2-1-0						
13	11/9	Toronto	6-3	W	10-2-1-0						
14	11/12	@ Vancouver	3-6	L	10-3-1-0						
15	11/15	@ Edmonton	0-5	L	10-4-1-0						
16	11/16	@ Calgary	1-0	W	11-4-1-0						
17	11/20	@ Columbus	2-3	L	11-5-1-0						
18	11/21	Los Angeles	3-3	T OT	12-5-1-0						
19	11/23	Colorado	1-2	L	12-6-1-0						
20	11/25	San Jose	1-4	L	12-7-1-0						
21	11/27	@ Colorado	4-2	T	12-7-2-0						
22	11/29	Calgary	7-2	W	13-7-2-0						
23	11/30	New Jersey	4-5	L OT	13-7-2-1						
24	12/3	@ Boston	4-0	W	14-7-2-1						
25	12/5	Ottawa	2-2	T	14-7-3-1						
26	12/7	@ Philadelphia	3-1	W	15-7-3-1						
27	12/8	@ Detroit	3-4	L OT	15-7-3-2						
28	12/10	@ New Jersey	0-2	L	15-8-3-2						
29	12/12	@ Nashville	2-2	T	15-8-4-2						
30	12/14	Atlanta	4-0	W	16-8-4-2						
31	12/17	@ Los Angeles	2-6	L	16-9-4-2						
32	12/18	@ Anaheim	2-5	L	16-10-4-2						
33	12/20	@ Phoenix	3-3	T	16-10-5-2						
34	12/23	Los Angeles	5-0	W	17-10-5-2						
35	12/26	Colorado	3-2	W	18-10-5-2						
36	12/28	@ Columbus	6-1	W	19-10-5-2						
37	12/29	Columbus	5-2	W	20-10-5-2						
38	12/31	@ Detroit	1-5	L	20-11-5-2						
39	1/2	Chicago	1-4	L	20-12-5-2						
40	1/4	Tampa Bay	5-1	W	21-12-5-2						
41	1/7	@ Nashville	1-2	L OT	21-12-5-3						
42	1/9	@ San Jose	4-1	W	22-12-5-3						
43	1/11	@ Los Angeles	2-1	W	23-12-5-3						
44	1/12	@ Anaheim	1-2	L	23-13-5-3						
45	1/14	@ Phoenix	4-1	W	24-13-5-3						
46	1/16	N.Y. Islanders	2-3	L OT	24-13-5-4						
47	1/18	Chicago	4-2	W	25-13-5-4						
48	1/20	@ Carolina	5-3	W	26-13-5-4						
49	1/21	@ Atlanta	4-8	L	26-14-5-4						
50	1/23	@ Chicago	3-3	T	26-14-6-4						
51	1/25	Dallas	2-4	L	26-15-6-4						
52	1/28	@ Washington	5-3	W	27-15-6-4						
53	1/30	Buffalo	2-1	W OT	28-15-6-4						
54	2/5	@ Dallas	2-2	T	28-15-7-4						
55	2/6	N.Y. Rangers	4-4	T	28-15-8-4						
56	2/8	San Jose	4-1	W	29-15-8-4						
57	2/11	@ Buffalo	3-2	W	30-15-8-4						
58	2/13	Philadelphia	3-4	L OT	30-15-8-5						
59	2/15	Phoenix	3-5	L	30-16-8-5						
60	2/17	Calgary	5-3	W	31-16-8-5						
61	2/20	Vancouver	2-4	L	31-17-8-5						
62	2/22	@ Pittsburgh	1-2	L OT	31-17-8-6						
63	2/23	@ Minnesota	1-3	L	31-18-8-6						
64	2/27	Edmonton	4-1	W	32-18-8-6						
65	3/1	Minnesota	2-0	W	33-18-8-6						
66	3/4	Nashville	1-2	W OT	34-18-8-6						
67	3/6	Phoenix	6-3	W	35-18-8-6						
68	3/7	@ Detroit	2-7	L	35-19-8-6						
69	3/11	@ San Jose	4-2	W	36-19-8-6						
70	3/13	@ Vancouver	4-4	T	36-19-9-6						
71	3/15	@ Nashville	1-0	W	37-19-9-6						
72	3/18	Vancouver	6-4	W	38-19-9-6						
73	3/20	Anaheim	3-2	W OT	39-19-9-6						



# ST. LOUIS BLUES

# TEAM & INDIVIDUAL RESULTS RECORDS & STATS

## 2001-2002 GAME-BY-GAME (43-27-8-4, 98 pts, 2nd Central Division)

#	DATE	VERSUS	SCORE	RECORD	#	DATE	VERSUS	SCORE	RECORD		
1	10/4	@ Columbus	3-3	T	0-0-1-0	67	3/17	@ Anaheim	3-2	W	33-23-8-3
2	10/6	@ Nashville	2-2	T	0-0-2-0	68	3/19	Nashville	5-1	W	34-23-8-3
3	10/11	Los Angeles	5-6	L	0-1-2-0	69	3/20	@ Dallas	2-3	L	34-24-8-3
4	10/13	@ Toronto	5-2	W	1-1-2-0	70	3/22	Anaheim	3-2	W	35-24-8-3
5	10/17	Dallas	2-2	T	1-1-3-0	71	3/24	@ Chicago	3-4	L OT	35-24-8-4
6	10/19	@ Minnesota	3-2	W OT	2-1-3-0	72	3/26	Minnesota	1-2	L	35-25-8-4
7	10/20	Pittsburgh	2-1	W OT	3-1-3-0	73	3/28	Buffalo	4-1	W	36-25-8-4
8	10/22	Calgary	2-3	L	3-2-3-0	74	3/30	@ Nashville	4-2	W	37-25-8-4
9	10/25	N.Y. Rangers	5-1	W	4-2-3-0	75	4/1	@ Phoenix	3-5	L	37-26-8-4
10	10/27	@ Ottawa	1-4	L	4-3-3-0	76	4/3	@ Dallas	2-1	W OT	38-26-8-4
11	10/31	@ Colorado	1-0	W	5-3-3-0	77	4/5	Chicago	5-1	W	39-26-8-4
12	11/1	Carolina	4-3	W	6-3-3-0	78	4/7	Colorado	2-4	L	39-27-8-4
13	11/3	Washington	4-1	W	7-3-3-0	79	4/9	Nashville	3-2	W	40-27-8-4
14	11/6	San Jose	1-4	L	7-4-3-0	80	4/11	San Jose	4-1	W	41-27-8-4
15	11/8	Vancouver	3-1	W	8-4-3-0	81	4/13	Detroit	3-2	W OT	42-27-8-4
16	11/10	Phoenix	4-1	W	9-4-3-0	82	4/15	@ Detroit	5-3	W	43-27-8-4
17	11/13	@ Columbus	2-3	L OT	9-4-3-1						
18	11/15	@ Vancouver	1-2	L	9-5-3-1						
19	11/17	@ Calgary	0-2	L	9-6-3-1						
20	11/20	@ Edmonton	0-2	L	9-7-3-1						
21	11/23	@ Detroit	1-3	L	9-8-3-1						
22	11/24	Phoenix	5-3	W	10-8-3-1						
23	11/27	Ottawa	4-2	W	11-8-3-1						
24	11/29	@ Columbus	3-1	W	12-8-3-1						
25	12/1	Columbus	4-3	W	13-8-3-1						
26	12/2	@ Minnesota	4-4	T	13-8-4-1						
27	12/5	@ Phoenix	0-3	L	13-9-4-1						
28	12/6	@ Los Angeles	1-1	T	13-9-5-1						
29	12/8	Los Angeles	2-0	W	14-9-5-1						
30	12/12	@ Chicago	2-2	T	14-9-6-1						
31	12/13	Toronto	3-4	L OT	14-9-6-2						
32	12/15	Calgary	4-0	W	15-9-6-2						
33	12/18	@ Philadelphia	3-6	L	15-10-6-2						
34	12/21	@ Tampa Bay	3-4	L OT	15-10-6-3						
35	12/22	@ Florida	2-0	W	16-10-6-3						
36	12/26	Chicago	1-3	L	16-11-6-3						
37	12/28	Montreal	3-0	W	17-11-6-3						
38	12/30	Nashville	7-2	W	18-11-6-3						
39	1/1	@ New Jersey	1-2	L	18-12-6-3						
40	1/3	Columbus	4-2	W	19-12-6-3						
41	1/5	Dallas	5-2	W	20-12-6-3						
42	1/8	@ San Jose	6-2	W	21-12-6-3						
43	1/9	@ Anaheim	3-2	W	22-12-6-3						
44	1/12	@ Pittsburgh	4-1	W	23-12-6-3						
45	1/15	Edmonton	3-2	W	24-12-6-3						
46	1/17	Vancouver	5-4	W	25-12-6-3						
47	1/19	Boston	2-1	W OT	26-12-6-3						
48	1/21	@ Boston	4-3	W OT	27-12-6-3						
49	1/23	@ Buffalo	5-2	W	28-12-6-3						
50	1/25	@ Chicago	1-2	L	28-13-6-3						
51	1/26	Detroit	2-5	L	28-14-6-3						
52	1/28	Anaheim	0-1	L	28-15-6-3						
53	1/30	@ Washington	4-1	W	29-15-6-3						
54	2/5	@ N.Y. Islanders	3-4	L	29-16-6-3						
55	2/7	Edmonton	3-1	W	30-16-6-3						
56	2/9	Philadelphia	0-5	L	30-17-6-3						
57	2/12	Atlanta	3-0	W	31-17-6-3						
58	2/13	@ Colorado	1-3	L	31-18-6-3						
59	2/26	@ Vancouver	4-4	T	31-18-7-3						
60	2/28	@ Calgary	2-3	L	31-19-7-3						
61	3/2	@ Edmonton	1-1	T	31-19-8-3						
62	3/7	Minnesota	0-3	L	31-20-8-3						
63	3/9	Detroit	2-5	L	31-21-8-3						
64	3/11	Colorado	2-3	L	31-22-8-3						
65	3/13	@ San Jose	2-0	W	32-22-8-3						
66	3/14	@ Los Angeles	1-2	L	32-23-8-3						

PLAYER	GP	G	A	TP	+/-	PIM	PP	SH	GW	S	%
Pavel Demitra	82	35	43	78	13	46	11	0	10	212	16.5
Keith Tkachuk	73	38	37	75	21	117	13	0	7	244	15.5
Doug Weight	61	15	34	49	20	40	3	0	1	131	11.5
Chris Pronger	78	7	40	47	23	120	4	1	3	204	3.4
Al MacInnis	71	11	35	46	3	52	6	0	4	231	4.8
Cory Stillman	80	23	22	45	8	36	6	0	4	140	16.4
Scott Young	67	19	22	41	11	26	5	0	1	210	9.0
Scott Mellanby	64	15	26	41	-5	93	8	0	2	137	10.5
Dallas Drake	80	11	15	26	8	87	1	3	2	116	9.5
Alexander Khavanov	81	3	21	24	9	55	0	0	0	87	3.4
Jamal Mayers	77	9	8	17	9	99	0	1	0	105	8.6
Mike Eastwood	71	7	10	17	-2	41	0	0	2	60	11.7
Tyson Nash	64	6	7	13	2	100	0	1	0	66	9.1
Bryce Salvador	66	5	7	12	3	78	1	0	2	37	13.5
Sergei Varlamov	52	5	6	4	10	2	26	0	0	83	6.0
Daniel Corso	41	4	7	11	3	6	1	0	2	25	16.0
Ray Ferraro (ATL)	61	8	19	27	-32	66	2	0	0	72	11.1
(STL)	15	6	4	10	2	8	2	0	1	27	22.2
(TOTALS)	76	14	23	37	-30	74	4	1	0	99	14.1
Mike Keane	56	4	6	10	-2	22	1	0	0	47	8.5
Mike Van Ryn	48	2	8	10	10	18	0	1	0	52	3.8
Shjon Podein (COL)	41	6	6	12	0	39	0	1	2	43	14.0
(STL)	23	2	4	6	2	2	0	0	0	24	8.3
(TOTALS)	64	8	10	18	2	41	0	1	2	67	11.9
Jeff Finley	78	0	6	6	12	30	0	0	0	39	0.0
Reed Low	58	0	5	5	-3	160	0	0	0	25	0.0
Brent Johnson	58	0	4	4	0	2	0	0	0	1	0.0
Marc Bergevin	30	0	3	3	6	2	0	0	0	13	0.0
Sean Hill	23	0	3	3	1	28	0	0	0	29	0.0
Mark Rycroft	9	0	3	3	0	4	0	0	0	14	0.0
Rich Pilon	8	0	2	2	-1	9	0	0	0	3	0.0
Eric Boguniecki	8	0	1	1	-2	4	0	0	0	10	0.0
Christian Laflamme	8	0	1	1	3	4	0	0	0	6	0.0
Fred Brathwaite	25	0	0	0	0	0	0	0	0	1	0.0
Reinhard Divis	1	0	0	0	0	0	0	0	0	0	0.0
Ted Donato	2	0	0	0	-2	2	0	0	0	0	0.0
Barret Jackman	1	0	0	0	0	0	0	0	0	1	0.0
Justin Papineau	1	0	0	0	-2	0	0	0	0	0	0.0

PLAYER	GP	W	L	T/O	GA	SA	SV%	GAA	SO	MIN
Brent Johnson	58	34	20	4	127	1,293	0.902	2.18	5	3,491
Fred Brathwaite	25	9	11	4	54	543	0.901	2.24	2	1,446
Reinhard Divis	1	0	0	0	0	4	1.000	0.00	0	25

PLAYER	GP	G	A	TP	+/-	PIM	PP	SH	GW	S	%
Pavol Demitra	82	35	43	78	13	46	11	0	10	212	16.5
Keith Tkachuk	73	38	37	75	21	117	13	0	7	244	15.6
Doug Weight	61	15	34	49	20	40	3	0	1	131	11.5
Chris Pronger	78	7	40	47	23	120	4	1	3	204	3.4
Al MacInnis	71	11	35	46	3	52	6	0	4	231	4.8
Cory Stillman	80	23	22	45	8	36	6	0	4	140	16.4
Scott Young	67	19	22	41	11	26	5	0	1	210	9.0
Scott Mellanby	64	15	26	41	-5	93	8	0	2	137	10.9
Dallas Drake	80	11	15	26	8	87	1	3	2	116	9.5
Alexander Khavanov	81	3	21	24	9	55	0	0	0	87	3.4
Jamal Mayers	77	9	8	17	9	99	0	1	0	105	8.6
Mike Eastwood	71	7	10	17	-2	41	0	0	2	60	11.7
Tyson Nash	64	6	7	13	2	100	0	1	0	66	9.1
Bryce Salvador	66	5	7	12	3	78	1	0	2	37	13.5
Sergei Varlamov	52	5	7	12	4	26	0	0	0	83	6.0
Daniel Corso	41	4	7	11	3	6	1	0	2	25	16.0
Ray Ferraro (ATL)	61	8	19	27	-32	66	2	0	0	72	11.1
(STL)	15	6	4	10	2	8	2	0	1	27	22.2
(TOTALS)	76	14	23	37	-30	74	4	0	1	99	14.1
Mike Keane	56	4	6	10	-2	22	1	0	0	47	8.5
Mike Van Ryn	48	2	8	10	10	18	0	0	1	52	3.8
Shjon Podein (COL)	41	6	6	12	0	39	0	1	2	43	14.0
(STL)	23	2	4	6	2	2	0	0	0	24	8.3
(TOTALS)	64	8	10	18	2	41	0	1	2	67	11.9
Jeff Finley	78	0	6	6	12	30	0	0	0	39	0.0
Reed Low	58	0	5	5	-3	160	0	0	0	25	0.0
Brent Johnson	58	0	4	4	0	2	0	0	0	1	0.0
Marc Bergevin	30	0	3	3	6	2	0	0	0	13	0.0
Sean Hill	23	0	3	3	1	28	0	0	0	29	0.0
Mark Rycroft	9	0	3	3	0	4	0	0	0	14	0.0
Rich Pilon	8	0	2	2	-1	9	0	0	0	3	0.0
Eric Boguniecki	8	0	1	1	-2	4	0	0	0	10	0.0
Christian Lafamme	8	0	1	1	3	4	0	0	0	6	0.0
Fred Brathwaite	25	0	0	0	0	0	0	0	0	1	0.0
Reinhard Divis	1	0	0	0	0	0	0	0	0	0	0.0
Ted Donato	2	0	0	0	-2	2	0	0	0	0	0.0
Barret Jackman	1	0	0	0	0	0	0	0	0	1	0.0
Justin Papineau	1	0	0	0	-2	0	0	0	0	0	0.0

PLAYER	GP	W	L	T/O	GA	SA	SV%	GAA	SO	MIN.
Brent Johnson	58	34	20	4	127	1,293	0.902	2.18	5	3,491
Fred Brathwaite	25	9	11	4	54	543	0.901	2.24	2	1,446
Reinhard Divis	1	0	0	0	0	4	1.000	0.00	0	25

## 2000-2001 GAME-BY-GAME (43-22-12-5, 103 pts, 2nd Central Division)

#	DATE	VERSUS	SCORE	RECORD	#	DATE	VERSUS	SCORE	RECORD		
1	10/5	@ Phoenix	1-4	L	0-1-0-0	74	3/22	Colorado	1-3	L	40-19-10-5
2	10/6	@ San Jose	4-1	W	1-1-0-0	75	3/24	Chicago	5-1	W	41-19-10-5
3	10/8	@ Anaheim	5-1	T	2-1-0-0	76	3/25	@ Dallas	1-1	T	41-19-11-5
4	10/11	@ Los Angeles	4-4	T	2-1-1-0	77	3/28	@ Detroit	2-5	L	41-20-11-5
5	10/13	Minnesota	2-0	W	3-1-1-0	78	3/31	@ Pittsburgh	3-5	L	41-21-11-5
6	10/17	@ Detroit	1-2	L	3-2-1-0	79	4/1	@ Columbus	1-2	L	41-22-11-5
7	10/19	Los Angeles	7-1	W	4-2-1-0	80	4/3	Carolina	2-2	T	41-22-12-5
8	10/21	Chicago	1-0	W	5-2-1-0	81	4/5	Columbus	4-1	W	42-22-12-5
9	10/26	Calgary	4-3	W	6-2-1-0	82	4/7	Nashville	1-0	W	43-22-12-5
10	10/28	Dallas	4-3	OT W	7-2-1-0						
11	10/29	@ Carolina	4-1	W	8-2-1-0						
12	10/31	@ Nashville	4-2	W	9-2-1-0						
13	11/2	Washington	2-0	W	10-2-1-0						
14	11/4	Toronto	0-0	T	10-2-2-0						
15	11/9	@ Colorado	3-3	T	10-2-3-0						
16	11/11	@ Vancouver	5-2	W	11-2-3-0						
17	11/14	@ Edmonton	0-3	L	11-3-3-0						
18	11/16	Pittsburgh	4-3	W	12-3-3-0						
19	11/18	Buffalo	4-1	W	13-3-3-0						
20	11/21	Vancouver	3-4	L	13-4-3-0						
21	11/24	@ Nashville	4-0	W	14-4-3-0						
22	11/25	Phoenix	5-1	W	15-4-3-0						
23	11/29	@ Toronto	6-5	OT W	16-4-3-0						
24	12/2	Florida	5-2	W	17-4-3-0						
25	12/5	Anaheim	1-0	W	18-4-3-0						
26	12/9	Chicago	6-4	W	19-4-3-0						
27	12/10	@ Chicago	6-1	W	20-4-3-0						
28	12/15	@ Atlanta	6-3	W	21-4-3-0						
29	12/16	Detroit	2-2	T	21-4-4-0						
30	12/20	@ N.Y. Rangers	6-3	W	22-4-4-0						
31	12/23	Anaheim	5-2	W	23-4-4-0						
32	12/26	Columbus	5-0	W	24-4-4-0						
33	12/28	Los Angeles	2-5	L	24-5-4-0						
34	12/30	Phoenix	2-1	W	25-5-4-0						
35	1/1	Edmonton	5-2	W	26-5-4-0						
36	1/2	@ Ottawa	1-3	L	26-6-4-0						
37	1/4	Nashville	2-4	L	26-7-4-0						
38	1/6	Minnesota	5-1	W	27-7-4-0						
39	1/8	Philadelphia	1-2	OT L	27-7-4-1						
40	1/10	@ Anaheim	4-2	W	28-7-4-1						
41	1/11	@ San Jose	6-3	L	28-8-4-1						
42	1/13	@ Los Angeles	4-2	W	29-8-4-1						
43	1/15	@ Phoenix	1-3	L	29-9-4-1						
44	1/18	Edmonton	4-1	W	30-9-4-1						
45	1/20	Vancouver	3-0	W	31-9-4-1						
46	1/21	@ Nashville	1-3	L	31-10-4-1						
47	1/23	@ Montreal	5-2	W	32-10-4-1						
48	1/25	New Jersey	3-3	OT W	33-10-4-1						
49	1/27	San Jose	4-4	OT L	33-10-4-2						
50	1/29	Toronto	2-1	W	34-10-4-2						
51	1/30	@ Boston	1-5	L	34-11-4-2						
52	2/1	Columbus	2-2	T	34-11-5-2						
53	2/6	@ Columbus	2-2	T	34-11-6-2						
54	2/8	Tampa Bay	4-1	W	35-11-6-2						
55	2/10	@ Colorado	4-3	OT W	36-11-6-2						
56	2/11	@ Dallas	3-3	T	36-11-7-2						
57	2/15	Calgary	4-1	W	37-11-7-2						
58	2/16	@ Chicago	2-6	L	37-12-7-2						
59	2/19	@ Florida	0-3	L	37-13-7-2						
60	2/20	@ Tampa Bay	2-3	L	37-14-7-2						
61	2/23	@ Detroit	2-4	L	37-15-7-2						
62	2/24	Boston	3-2	OT W	38-15-7-2						
63	2/26	San Jose	7-2	W	39-15-7-2						
64	2/28	@ Edmonton	3-5	L	39-16-7-2						
65	3/2	@ Vancouver	2-3	OT L	39-16-7-3						
66	3/3	@ Calgary	2-3	OT L	39-16-7-4						
67	3/6	@ Minnesota	2-3	T	39-16-8-4						
68	3/8	Colorado	2-5	L	39-17-8-4						
69	3/10	Detroit	2-2	T	39-17-9-4						
70	3/13	@ Philadelphia	2-5	L	39-18-9-4						
71	3/14	@ Minnesota	1-0	OT W	40-18-9-4						
72	3/17	@ Calgary	2-2	T	40-18-10-4						
73	3/20	N.Y. Islanders	3-4	OT L	40-18-10-5						
PLAYER GP G A TP +/- PIM PPSH GW S S%											
Pierre Turgeon 79 30 52 82 14 37 11 0 6 171 17.5											
Scott Young 81 40 33 73 15 30 14 3 7 321 12.5											
Al MacInnis 59 12 42 54 23 52 6 1 3 218 5.5											
Chris Pronger 51 8 39 47 21 75 4 0 0 121 6.6											
Pavol Demitra 44 20 25 45 27 16 5 0 5 124 16.1											
Jochen Hecht 72 19 25 44 11 48 8 3 1 208 9.1											
Dallas Drake 82 12 29 41 18 71 2 0 3 142 8.5											
Craig Conroy (STL) 69 11 24 25 2 46 0 3 2 101 10.9											
(CGY) 14 3 4 7 0 14 0 1 0 32											
(TOTALS) 83 14 18 32 6 60 4 2 3 133 9.5											
Michal Handzus (STL) 36 10 14 24 11 12 3 2 2 58 17.2											
(PHX) 10 4 4 8 5 21 0 1 0 14 28.6											
(TOTALS) 46 14 18 32 16 33 3 3 2 72 19.4											
Alexander Khavanov 74 7 16 23 16 52 2 0 0 92 7.6											
Mike Eastwood 77 6 17 23 4 38 0 2 1 51 11.8											
Jamal Mayers 77 8 13 21 -3 117 0 0 0 132 6.1											
Ladislav Nagy (STL) 40 8 16 -2 20 2 0 2 59 13.6											
(PHX) 6 0 1 1 0 2 0 0 5 0.0											
(TOTALS) 46 8 17 -2 22 2 0 2 64 12.5											
Tyson Nash 57 8 7 15 8 110 0 1 0 113 7.1											
Daniel Corso 28 10 3 13 0 14 5 0 4 42 23.8											
Lubos Bartekko 50 5 8 13 -1 12 0 0 3 51 9.8											
Marty Reasoner 41 4 9 13 -5 14 0 0 0 65 6.2											
Sean Hill 48 1 10 11 5 51 0 0 0 47 2.7											
Jeff Finley 72 2 8 10 1 38 0 0 0 35 5.7											
Bruce Salvador 75 2 8 10 -4 69 0 0 1 60 3.3											
Scott Mellanby (FLA) 40 4 9 13 13 46 1 0 0 58 6.9											
(STL) 23 1 1 8 0 25 2 3 0 9 37.8											
(TOTALS) 63 11 10 21 13 73 3 0 9 116											
Keith Tkachuk (PHX) 64 29 42 71 6 108 15 0 4 230 12.6											
(STL) 2 2 3 14 2 0 1 41 14.6											
(TOTALS) 76 35 44 85 17 122 17 0 5 271 12.2											
Cory Stillman (CGY) 66 12 24 45 -6 45 7 0 4 148 14.2											
(STL) 2 3 4 -2 6 3 0 0 26 11.8											
(TOTALS) 78 24 28 58 -5 101 10 0 4 174 13.8											
Todd Reirden 38 2 4 6 -2 43 1 0 0 58 3.4											
Red Low 56 1 5 6 4 159 0 0 3 31 3.2											
Alexei Gusarov (NYR) 26 1 3 4 -2 6 0 0 0 21 4.8											
(COL) 9 0 1 1 2 6 0 0 0 10 0.0											
(TOTALS) 51 1 8 9 -3 18 0 0 0 35 2.9											
Darren Rumble 12 0 4 4 7 27 0 0 1 11 0.0											
Reid Simpson 38 2 1 3 -3 96 0 0 0 23 8.7											
Vladimir Chebaturnik 22 1 2 3 5 26 0 0 0 5 20.0											
Pascal Rheaume 8 2 0 2 -1 5 2 0 0 16 12.5											
Peter Smrek (NYR) 14 0 3 3 1 12 0 0 0 9 0.0											
(STL) 6 2 0 2 1 2 0 0 1 5 40.0											
(TOTALS) 20 2 3 5 2 14 0 0 1 14 14.3											
Roman Turek 54 0 1 1 0 6 0 0 0 0 0.0											
Marc Bergevin (PIT) 36 1 4 5 5 26 0 0 0 11 9.1											
(STL) 2 0 0 0 1 0 0 0 0 1 0.0											
(TOTALS) 38 1 4 5 6 26 0 0 0 12 8.3											
Eric Boguniecki 1 0 0 0 -1 0 0 0 0 1 0.0											
Dale Clarke 3 0 0 0 1 0 0 0 0 5 0.0											
Brent Johnson 31 0 0 0 0 2 0 0 0 0 0.0											
Jaroslav Obsut 4 0 0 0 1 2 0 0 0 3 0.0											
Dan Trebil 10 0 0 0 1 0 0 0 0 9 0.0											
Mike Van Ryn 1 0 0 0 -2 0 0 0 0 1 0.0											
PLAYER GP W L T/O GA SA SV% GAA SO MIN											
Roman Turek 54 24 18 10 23 1,248 0.901 2.28 6 3,232											
Brent Johnson 31 19 9 2 63 676 0.907 2.17 4 1,744											



# ST. LOUIS BLUES

# TEAM & INDIVIDUAL RESULTS RECORDS & STATS

## 1999-2000 GAME-BY-GAME (51-19-11-1, 114 pts, 1st Central Division)

#	DATE	VERSUS	SCORE	RECORD	#	DATE	VERSUS	SCORE	RECORD		
1	10/2	Phoenix	1-2	L	0-1-0	71	3/17	@ Los Angeles	4-0	W	45-17-9
2	10/4	Los Angeles	2-3	L	0-2-0	72	3/20	Washington	2-1	W	46-17-9
3	10/6	@ Calgary	4-1	W	1-2-0	73	3/22	@ Carolina	2-1	W	46-17-9
4	10/9	@ Edmonton	4-2	W	2-2-0	74	3/24	@ Tampa Bay	5-1	W	48-17-9
5	10/13	@ Detroit	2-4	L	2-3-0	75	3/26	@ Chicago	1-1	T	48-17-10
6	10/16	Toronto	4-2	W	3-3-0	76	3/29	Toronto	2-3	L	48-18-10
7	10/19	Calgary	7-1	W	4-3-0	77	3/30	@ Boston	3-2	W	49-18-10
8	10/21	Edmonton	3-2	OT W	5-3-0	78	4/1	Detroit	0-0	T	49-18-11
9	10/23	New Jersey	3-1	W	6-3-0	79	4/2	Ottawa	4-1	W	50-18-11
10	10/27	@ New Jersey	1-2	L	6-4-0	80	4/5	Calgary	6-5	W	51-18-11
11	10/30	Detroit	5-4	OT W	7-4-0	81	4/7	Chicago	3-4	OT L	51-18-11-1
12	11/3	@ Colorado	0-5	L	7-5-0	82	4/9	@ Chicago	1-3	L	51-19-11-1
13	11/5	@ Edmonton	2-1	W	8-5-0						
14	11/7	@ Vancouver	6-1	W	9-5-0						
15	11/9	Dallas	2-5	L	9-6-0						
16	11/12	Edmonton	2-2	T	9-6-1						
17	11/13	@ N.Y. Islanders	5-3	W	10-6-1						
18	11/17	@ Toronto	3-2	W	11-6-1						
19	11/18	Florida	3-0	W	12-6-1						
20	11/20	San Jose	1-1	T	12-6-2						
21	11/22	Nashville	3-2	OT W	13-6-2						
22	11/24	@ Detroit	2-4	L	13-7-2						
23	11/26	@ Buffalo	2-0	W	14-7-2						
24	11/27	Chicago	8-3	W	15-7-2						
25	12/2	Nashville	3-1	W	16-7-2						
26	12/4	San Jose	4-2	W	17-7-2						
27	12/5	@ Philadelphia	2-3	L	17-8-2						
28	12/7	Carolina	2-4	L	17-9-2						
29	12/10	@ Nashville	4-2	W	18-9-2						
30	12/11	Dallas	4-2	W	19-9-2						
31	12/14	Calgary	1-1	T	19-9-3						
32	12/18	Boston	4-0	W	20-9-3						
33	12/21	@ Phoenix	6-0	W	21-9-3						
34	12/23	@ Nashville	2-2	T	21-9-4						
35	12/26	Nashville	2-3	L	21-10-4						
36	12/27	@ Colorado	1-5	L	21-11-4						
37	12/30	San Jose	2-1	OT W	22-11-4						
38	1/1	@ Washington	1-1	T	22-11-5						
39	1/3	@ N.Y. Rangers	5-2	W	23-11-5						
40	1/4	Los Angeles	2-2	T	23-11-6						
41	1/6	Montreal	4-3	W	24-11-6						
42	1/8	Vancouver	4-2	W	25-11-6						
43	1/11	@ San Jose	5-2	W	26-11-6						
44	1/13	@ Los Angeles	3-2	W	27-11-6						
45	1/14	@ Anaheim	1-3	L	27-12-6						
46	1/19	@ Pittsburgh	1-3	L	27-13-6						
47	1/21	@ Chicago	3-0	W	28-13-6						
48	1/22	N.Y. Rangers	1-4	L	28-14-6						
49	1/26	@ Ottawa	4-1	W	29-14-6						
50	1/28	@ Dallas	3-1	W	30-14-6						
51	1/29	Colorado	4-0	W	31-14-6						
52	2/1	@ Calgary	5-4	OT W	32-14-6						
53	2/3	Vancouver	5-2	W	33-14-6						
54	2/8	@ Detroit	4-1	W	34-14-6						
55	2/10	Detroit	0-2	L	34-15-6						
56	2/12	Anaheim	6-3	W	35-15-6						
57	2/15	Atlanta	4-1	W	36-15-6						
58	2/18	@ Nashville	2-1	W	37-15-6						
59	2/21	@ Anaheim	4-2	W	38-15-6						
60	2/23	@ San Jose	4-1	W	39-15-6						
61	2/25	Colorado	4-2	W	40-15-6						
62	2/27	Chicago	1-4	L	40-16-6						
63	2/29	Philadelphia	3-2	W	41-16-6						
64	3/2	@ Atlanta	5-2	W	42-16-6						
65	3/4	@ Florida	1-1	T	42-16-7						
66	3/7	Phoenix	4-0	W	43-16-7						
67	3/9	Vancouver	2-2	T	43-16-8						
68	3/11	Anaheim	1-1	T	43-16-9						
69	3/12	@ Dallas	2-4	L	43-17-9						
70	3/15	@ Phoenix	5-3	W	44-17-9						
<b>PLAYER</b>											
Pavol Demitra	71	28	47	75	34	8	8	0	4	241	11.6
Pierre Turgeon	52	26	40	66	30	8	8	0	3	139	18.7
Chris Pronger	79	14	48	62	52	92	8	0	3	192	7.3
Michal Handzus	81	25	28	53	19	44	3	4	5	166	15.1
Scott Young	75	24	15	39	12	18	6	1	7	244	9.8
Lubos Bartek	67	16	23	39	24	51	3	0	3	75	21.3
Al MacInnis	61	11	28	39	20	34	6	0	7	245	4.5
Mike Eastwood	79	19	15	34	5	32	1	3	3	83	22.9
Jochen Hecht	63	13	21	34	20	28	5	0	1	140	9.3
Craig Conroy	79	12	15	27	5	36	1	2	3	98	12.2
Stephane Richer (STL)	36	8	17	25	7	14	4	0	1	63	12.7
(TBL)	20	7	5	12	2	4	1	0	0	47	14.9
(TOTALS)	68	14	14	28	-9	14	1	0	2	123	11.4
Todd Reirden	56	4	21	25	18	32	0	0	1	77	5.2
Marty Reasoner	32	10	14	24	9	20	3	0	0	51	19.6
Scott Pellerin	80	8	15	23	9	48	0	2	2	90	6.7
Jamal Mayers	79	7	10	17	0	90	0	0	0	129	7.1
Tyson Nash	66	4	9	13	6	150	0	1	1	68	5.9
Terry Yake (WSH)	35	6	5	11	2	12	1	0	1	29	20.7
(STL)	26	4	9	13	2	22	2	0	2	26	15.4
(TOTALS)	61	10	14	24	4	34	3	0	3	55	18.2
Dave Ellett	52	2	8	10	-4	12	0	1	1	41	4.9
Jeff Finley	74	2	8	10	26	38	0	0	2	31	6.5
Derek King (STL)	19	2	7	9	0	6	1	0	0	29	6.9
(TOR)	3	0	0	0	-2	2	0	0	0	4	0.0
(TOTALS)	22	2	7	9	-2	8	1	0	0	33	6.1
Marc Bergevin	81	1	8	9	27	75	0	0	0	54	1.9
Ricard Persson	40	1	8	8	-2	38	0	0	0	30	0.0
Leoslav Nagy	11	2	4	6	2	2	1	0	0	15	13.3
Gedif Courtнал	6	2	2	4	3	6	0	0	1	15	13.3
Bob Bassen	27	1	3	4	-3	26	0	0	0	26	3.8
Bryan Helmer	15	1	1	2	-3	10	1	0	1	19	5.3
Chris McAlpine (STL)	21	1	1	2	1	14	0	0	0	25	4.0
(TBL)	10	1	1	2	-5	10	0	0	0	5	20.0
(ATL)	3	0	0	0	-4	2	0	0	0	4	0.0
(TOTALS)	34	2	2	4	-8	26	0	0	0	34	5.9
Pascal Rheume	7	1	1	2	-2	6	0	0	0	5	20.0
Kelly Chase	25	0	1	1	-5	118	0	0	0	14	0.0
Roman Turek	67	0	1	1	0	4	0	0	0	0	0.0
Derek Bekar	1	0	0	0	0	0	0	0	0	0	0.0
Jim Campbell	2	0	0	0	0	9	0	0	0	6	0.0
Jamie McLennan	19	0	0	0	0	2	0	0	0	0	0.0
Rudy Poeschek	12	0	0	0	-3	24	0	0	0	8	0.0
<b>PLAYER</b>											
Roman Turek	67	42	15	9	129	1,470	0.912	1.95	7	3,960	
Jamie McLennan	19	9	5	2	33	341	0.903	1.96	2	1,009	

## 1998-1999 GAME-BY-GAME (37-32-13, 87 pts, 2nd Central Division)

#	DATE	VERSUS	SCORE	RECORD	#	DATE	VERSUS	SCORE	RECORD		
1	10/10	@ Boston	3-3	T	0-0-1	71	3/25	@ Vancouver	4-1	W	31-29-11
2	10/12	@ N.Y. Rangers	4-2	W	1-0-1	72	3/26	@ Edmonton	1-2	L	31-30-11
3	10/16	@ Detroit	1-4	L	1-1-1	73	3/28	@ Chicago	1-3	L	31-31-11
4	10/17	N.Y. Islanders	0-1	L	1-2-1	74	4/1	Tampa Bay	3-0	W	32-31-11
5	10/22	@ Ottawa	5-3	W	2-2-1	75	4/3	Dallas	5-2	W	33-31-11
6	10/24	Calgary	4-3	W	3-2-1	76	4/5	@ Toronto	2-2	T	33-31-12
7	10/27	@ Philadelphia	1-2	L	3-3-1	77	4/7	@ Washington	4-2	W	34-31-12
8	10/29	Detroit	3-1	W	4-3-1	78	4/9	Detroit	1-1	T	34-31-13
9	10/31	Anaheim	2-2	T	4-3-2	79	4/11	Colorado	2-4	L	34-32-13
10	11/4	@ Anaheim	3-1	W	5-3-2	80	4/14	@ Anaheim	3-1	W	35-32-13
11	11/5	@ Los Angeles	2-2	T	5-3-3	81	4/15	@ Phoenix	6-4	W	36-32-13
12	11/7	@ San Jose	2-2	T	5-3-4	82	4/18	@ Los Angeles	3-2	W	37-32-13
13	11/10	Chicago	5-2	W	6-3-4						
14	11/11	@ Detroit	2-6	L	6-4-4						
15	11/14	Nashville	5-1	W	7-4-4						
16	11/19	@ Nashville	2-3	L	7-5-4						
17	11/21	Dallas	3-3	T	7-5-5						
18	11/24	Nashville	4-0	W	8-5-5						
19	11/27	San Jose	2-4	L	8-6-5						
20	11/28	Washington	4-2	W	9-6-5						
21	12/4	@ Colorado	0-2	L	9-7-5						
22	12/5	Colorado	1-3	L	9-8-5						
23	12/8	Buffalo	2-2	T	9-8-6						
24	12/12	Pittsburgh	3-4	L	9-9-6						
25	12/14	@ Colorado	0-0	T	9-9-7						
26	12/15	@ Dallas	3-7	L	9-10-7						
27	12/17	Phoenix	3-2	W	10-10-7						
28	12/19	Los Angeles	5-2	W	11-10-7						
29	12/22	@ N.Y. Islanders	3-3	T	11-10-8						
30	12/23	@ New Jersey	2-4	L	11-11-8						
31	12/26	Detroit	4-3	W	12-11-8						
32	12/28	@ Detroit	4-4	T	12-11-9						
33	1/1	@ Nashville	6-5	W	13-11-9						
34	1/2	N.Y. Rangers	0-1	L	13-12-9						
35	1/4	Vancouver	4-0	W	14-12-9						
36	1/7	Chicago	4-2	W	15-12-9						
37	1/9	@ Pittsburgh	1-2	L	15-13-9						
38	1/11	@ Montreal	1-3	L	15-14-9						
39	1/13	@ Buffalo	4-2	W	16-14-9						
40	1/16	@ Colorado	0-2	L	16-15-9						
41	1/19	@ Phoenix	2-4	L	16-16-9						
42	1/21	Toronto	2-4	L	16-17-9						
43	1/26	@ San Jose	3-0	W	17-17-9						
44	1/28	@ Vancouver	4-2	W	18-17-9						
45	1/30	@ Calgary	3-4	L	18-18-9						
46	2/1	@ Edmonton	4-3	W	19-18-9						
47	2/4	New Jersey	0-2	L	19-19-9						
48	2/6	Anaheim	3-4	L	19-20-9						
49	2/8	@ Florida	5-4	W	20-20-9						
50	2/10	@ Tampa Bay	5-4	W	21-20-9						
51	2/11	San Jose	1-5	L	21-21-9						
52	2/13	Edmonton	2-3	L	21-22-9						
53	2/15	Vancouver	8-1	W	22-22-9						
54	2/18	Florida	0-0	T	22-22-10						
55	2/20	Nashville	3-4	L	22-23-10						
56	2/22	Los Angeles	5-1	W	23-23-10						
57	2/24	Chicago	1-3	L	23-24-10						
58	2/26	@ Calgary	4-2	W	24-24-10						
59	2/28	@ Chicago	3-1	W	25-24-10						
60	3/2	@ Nashville	5-1	W	26-24-10						
61	3/4	Toronto	0-4	L	26-25-10						
62	3/7	@ Dallas	3-4	L	26-26-10						
63	3/9	Calgary	4-7	L	26-27-10						
64	3/11	Montreal	0-3	L	26-28-10						
65	3/13	Edmonton	6-4	W	27-28-10						
66	3/14	@ Chicago	5-2	W	28-28-10						
67	3/16	Philadelphia	5-2	W	29-28-10						
68	3/18	Phoenix	2-2	T	29-28-11						
69	3/20	Ottawa	2-3	L	29-29-11						
70	3/22	Carolina	5-2	W	30-29-11						

PLAYER	GP	G	A	P	T/O	PP	SH	GW	S	%	
Pavel Demitra	82	37	52	89	13	16	14	0	10	259	14.3
Pierre Turgeon	67	31	34	65	4	36	10	0	5	193	16.1
Al MacInnis	82	20	42	62	33	70	11	1	2	314	6.4
Scott Young	75	24	28	52	8	27	8	0	4	205	11.7
Chris Pronger	67	13	33	46	3	113	8	0	172	7.6	
Scott Pellerin	80	20	21	41	1	42	0	5	4	138	14.5
Craig Conroy	69	14	25	39	14	38	0	1	1	134	10.4
Mike Eastwood	82	9	21	30	6	36	0	0	0	76	11.8
Pascal Rheaume	60	9	18	27	10	24	2	0	0	85	10.6
Terry Yake	60	9	18	27	-9	34	3	0	4	59	15.3
Jim Campbell	55	4	21	25	-8	41	1	0	0	99	4.0
Michel Picard	45	11	11	22	5	16	0	0	2	69	15.9
Lubos Bartekko	32	5	11	16	4	6	0	0	1	37	13.5
Michal Handzus	66	4	12	16	-9	30	0	0	0	78	5.1
Ricard Persson	54	1	12	13	4	94	0	0	0	52	1.9
Geoff Courtnall	24	5	7	12	2	28	1	0	2	60	8.3
Kelly Chase	45	3	7	10	2	143	0	1	25	12.0	
Marty Reasoner	22	3	7	10	2	8	1	0	0	33	9.1
Jamal Mayers	34	4	5	9	-3	40	0	0	0	48	8.3
Tony Twist	63	2	6	8	0	149	0	0	0	23	8.7
Jamie Rivers	76	2	5	7	-3	47	1	0	0	78	2.6
Todd Gill	28	2	3	5	-6	16	1	0	0	36	5.6
Blair Atcheynum (NSH)	53	8	6	14	-10	16	2	0	1	70	11.4
(STL)	12	2	2	4	2	2	0	0	1	23	8.7
(TOTALS)	65	10	8	18	-8	18	2	0	2	93	10.8
Bryan Helmer (STL)	29	0	4	4	3	19	0	0	0	38	0.0
(PHX)	11	0	0	0	2	23	0	0	0	11	0.0
(TOTALS)	40	0	4	4	5	42	0	0	0	49	0.0
Jeff Finley (STL)	30	1	2	3	12	20	0	0	0	16	6.3
(NYP)	2	0	0	0	-1	0	0	0	0	0	0.0
(TOTALS)	32	1	2	3	11	20	0	0	0	16	6.3
Marc Bergevin	52	1	2	1	-14	99	0	0	40	2.5	
Chris McAlpine	51	1	1	2	-10	50	0	0	0	56	1.8
Jim Carey	4	0	0	0	0	0	0	0	0	0	0.0
Roy Fitzpatrick	1	0	0	0	-3	2	0	0	0	0	0.0
Grant Fuhr	39	0	0	0	0	12	0	0	0	0	0.0
Jochen Hecht	3	0	0	0	-2	0	0	0	0	4	0.0
Brent Johnson	6	0	0	0	0	0	0	0	0	0	0.0
Jamie McLennan	33	0	0	0	0	0	0	0	0	0	0.0
Tyson Nash	2	0	0	0	-1	5	0	0	0	1	0.0
Rich Parent	10	0	0	0	0	2	0	0	0	0	0.0
Rudy Poeschek	16	0	0	0	0	33	0	0	0	8	0.0
Brad Shaw (STL)	12	0	0	0	0	4	0	0	0	10	0.0
(WSH)	4	0	0	0	0	4	0	0	0	5	0.0
(TOTALS)	16	0	0	0	0	8	0	0	0	15	0.0

PLAYER	GP	W	L	T/O	GA	SA	SV%	GAA	SO	MIN
Grant Fuhr	39	16	11	8	89	827	0.892	2.44	2	2,191
Jamie McLennan	33	13	14	4	70	640	0.891	2.38	3	1,763
Rich Parent	10	4	3	1	22	193	0.886	2.54	1	519
Brent Johnson	6	3	2	0	10	127	0.921	2.10	0	286
Jim Carey	4	1	2	0	13	76	0.829	3.86	0	202

PLAYER	GP	G	A	TP	+/	PIM	PP	SH	GW	S	%
Pavol Demitra	71	28	47	75	34	8	8	0	4	241	11.6
Pierre Turgeon	52	26	40	66	30	8	8	0	3	139	18.7
Chris Pronger	79	14	48	62	52	92	8	0	3	192	7.3
Michal Handzus	81	25	28	53	19	44	3	4	5	166	15.1
Scott Young	75	24	15	39	12	18	6	1	7	244	9.8
Lubos Bartek	67	16	23	39	24	51	3	0	3	75	21.3
Al MacInnis	61	11	28	39	20	34	6	0	7	245	4.4
Mike Eastwood	79	19	15	34	5	32	1	3	3	83	22.9
Jochen Hecht	63	13	21	34	20	28	5	0	1	140	9.3
Craig Conroy	72	15	15	27	5	36	1	2	3	98	12.2
Stephane Richer (STL)	36	8	17	25	7	14	4	0	1	63	12.7
(TBL)	20	7	5	12	2	4	1	0	0	47	14.9
(TOTALS)	68	14	24	28	-9	14	1	0	2	123	11.4
Todd Reirden	56	4	21	25	18	32	0	0	1	77	5.2
Marty Reasoner	32	10	14	23	9	20	3	0	0	51	19.6
Scott Pellerin	80	8	15	23	9	48	0	2	2	120	6.7
Jamal Mayers	79	7	10	17	0	90	0	0	0	99	7.1
Tyson Nash	66	4	9	13	6	150	0	1	1	68	5.9
Terry Yake (WSH)	35	6	5	11	2	12	1	0	1	29	20.7
(STL)	26	4	9	13	2	22	2	0	2	26	15.4
(TOTALS)	61	10	14	24	4	34	3	0	3	55	18.2
Dave Ellett	52	2	8	10	-4	12	0	0	1	41	4.9
Jeff Finley	74	2	8	10	26	38	0	0	2	31	6.5
Derek King (STL)	19	2	7	9	0	6	1	0	0	29	6.9
(TOR)	3	0	0	0	-2	2	0	0	0	4	0.0
(TOTALS)	22	2	7	9	-2	8	1	0	0	33	6.1
Marc Bergevin	81	1	8	9	27	75	0	0	0	54	1.9
Ricard Persson	40	1	8	8	-2	38	0	0	0	30	1.0
Ladislav Nagy	11	2	4	6	2	2	1	0	0	15	13.3
Geoff Courtnall	6	2	2	4	3	6	0	0	1	15	13.3
Bob Bossen	27	1	3	4	-3	26	0	0	0	26	3.8
Bryan Helmer	15	1	1	2	-3	10	1	0	1	19	5.3
Chris McAlpine (STL)	21	1	1	2	1	14	0	0	0	25	4.0
(TBL)	10	1	1	2	-5	10	0	0	0	5	20.0
(ATL)	3	0	0	0	-4	2	0	0	0	4	0.0
(TOTALS)	34	2	2	4	-8	26	0	0	0	34	5.9
Pascal Rheaume	7	1	1	2	-2	6	0	0	0	5	20.0
Kelly Chase	25	0	1	1	-5	118	0	0	0	14	0.0
Roman Turek	67	0	1	1	0	4	0	0	0	0	0.0
Derek Bekar	1	0	0	0	0	0	0	0	0	0	0.0
Jim Campbell	2	0	0	0	0	9	0	0	0	6	0.0
Jimmy McLennan	19	0	0	0	0	2	0	0	0	0	0.0
Rudy Poeschek	12	0	0	0	-3	24	0	0	0	8	0.0





# ST. LOUIS BLUES

## 1997-1998 GAME-BY-GAME (45-29-8, 98 pts, 3rd Central Division)

#	DATE	VERSUS	SCORE	RECORD	#	DATE	VERSUS	SCORE	RECORD
1	10/1	Buffalo	1-3	L 0-1-0	70	3/22	@ Calgary	3-5	L 36-26-8
2	10/3	Phoenix	7-2	W 1-1-0	71	3/26	Tampa Bay	3-2	W 37-26-8
3	10/4	@ Dallas	2-1	W 2-1-0	72	3/28	Detroit	3-2	W 38-26-8
4	10/9	Los Angeles	3-2	OT W 3-1-0	73	3/30	San Jose	6-2	W 39-26-8
5	10/11	Florida	5-3	W 4-1-0	74	4/1	@ Toronto	6-4	W 40-26-8
6	10/13	Carolina	3-1	W 5-1-0	75	4/4	Colorado	4-1	W 41-26-8
7	10/17	@ Chicago	2-0	W 6-1-0	76	4/7	@ Detroit	3-5	L 41-27-8
8	10/18	N.Y. Rangers	5-3	W 7-1-0	77	4/9	Chicago	3-2	W 42-27-8
9	10/20	@ Detroit	3-3	T 7-1-1	78	4/11	Phoenix	3-4	L 42-28-8
10	10/22	@ Carolina	3-4	L 7-2-1	79	4/12	@ Dallas	3-4	L 42-28-8
11	10/23	Vancouver	4-1	W 8-2-1	80	4/16	@ Los Angeles	7-3	W 43-29-8
12	10/25	Washington	5-2	W 9-2-1	81	4/18	@ Phoenix	5-4	W 44-29-8
13	10/29	@ Philadelphia	3-2	W 10-2-1	82	4/19	@ Anaheim	5-3	W 45-29-8
14	10/30	Colorado	2-2	T 10-2-2					
15	11/1	San Jose	2-0	W 11-2-2					
16	11/3	Philadelphia	1-5	L 11-3-2					
17	11/6	@ Chicago	1-2	L 11-4-2					
18	11/8	@ Colorado	1-4	L 11-5-2					
19	11/10	@ Dallas	7-1	W 12-5-2					
20	11/13	Boston	4-2	W 13-5-2					
21	11/15	Detroit	5-2	W 14-5-2					
22	11/17	@ Toronto	3-2	W 15-5-2					
23	11/20	Edmonton	0-3	L 15-6-2					
24	11/22	Anaheim	0-2	L 15-7-2					
25	11/25	@ Phoenix	2-3	L 15-8-2					
26	11/27	Los Angeles	2-2	T 15-8-3					
27	11/29	@ N.Y. Islanders	2-4	L 15-9-3					
28	12/2	@ New Jersey	3-1	W 16-9-3					
29	12/4	Toronto	4-3	W 17-9-3					
30	12/6	Calgary	4-3	OT W 18-9-3					
31	12/8	Vancouver	5-1	W 19-9-3					
32	12/10	@ Montreal	3-4	OT L 19-10-3					
33	12/11	@ Ottawa	2-1	W 20-10-3					
34	12/13	Edmonton	1-4	L 20-11-3					
35	12/15	Ottawa	1-3	L 20-12-3					
36	12/18	New Jersey	4-4	T 20-12-4					
37	12/20	Pittsburgh	4-1	W 21-12-4					
38	12/22	@ Tampa Bay	2-2	T 21-12-5					
39	12/23	@ Florida	3-2	W 22-12-5					
40	12/26	Chicago	1-4	L 22-13-5					
41	12/27	Anaheim	5-5	T 22-13-6					
42	12/29	@ Washington	2-4	L 22-14-6					
43	12/31	@ Detroit	2-5	L 22-15-6					
44	1/3	Calgary	4-3	W 23-15-6					
45	1/6	@ San Jose	5-1	W 24-15-6					
46	1/7	@ Vancouver	3-2	W 25-15-6					
47	1/10	@ Calgary	5-1	W 26-15-6					
48	1/12	@ Edmonton	1-2	L 26-16-6					
49	1/14	Dallas	1-2	OT L 26-17-6					
50	1/20	@ N.Y. Rangers	1-3	L 26-18-6					
51	1/22	N.Y. Islanders	3-3	T 26-18-7					
52	1/24	@ Chicago	4-5	L 26-19-7					
53	1/26	@ Pittsburgh	2-4	L 26-20-7					
54	1/27	@ Buffalo	3-3	T 26-20-8					
55	1/29	Toronto	2-0	W 27-20-8					
56	1/31	Dallas	6-3	W 28-20-8					
57	2/4	@ Toronto	2-3	L 28-21-8					
58	2/5	@ Boston	3-1	W 29-21-8					
59	2/7	Detroit	4-1	W 30-21-8					
60	2/26	@ San Jose	1-3	L 30-22-8					
61	2/28	@ Los Angeles	5-2	W 31-22-8					
62	3/1	@ Anaheim	6-2	W 32-22-8					
63	3/3	Chicago	5-3	W 33-22-8					
64	3/5	Montreal	4-0	W 34-22-8					
65	3/7	Dallas	2-1	W 35-22-8					
66	3/9	@ Vancouver	4-0	W 36-22-8					
67	3/11	@ Colorado	2-3	L 36-23-8					
68	3/14	Phoenix	0-2	L 36-24-8					
69	3/21	@ Edmonton	0-2	L 36-25-8					

PLAYER	GP	G	A	TP	+/	PIM	PP	SH	GW	S	%
Brett Hull	66	27	45	72	-1	26	10	0	6	211	12.8
Pierre Turgeon	60	22	46	68	13	24	6	0	4	140	15.7
Geoff Courtnall	79	31	31	62	12	94	6	0	5	189	16.4
Steve Duchesne	80	14	42	56	9	32	5	1	1	153	9.2
Pavol Demitra	61	22	30	52	11	22	4	4	6	147	15.0
Al MacInnis	71	19	30	49	6	80	9	1	2	227	8.4
Craig Conroy	81	14	29	43	20	46	0	3	1	118	11.9
Jim Campbell	76	22	19	41	0	55	7	0	6	147	15.0
Chris Pronger	81	9	27	36	47	180	1	0	2	145	6.2
Scott Pellerin	80	8	21	29	14	62	1	1	0	96	8.3
Blair Atcheynum	61	11	15	26	5	10	0	1	3	103	10.7
Terry Yake	65	10	15	25	1	38	3	1	4	60	16.7
Darren Turcotte	62	12	6	18	6	26	3	0	1	75	16.0
Pascal Rheaume	48	6	9	15	4	35	1	0	0	45	13.3
Joe Murphy	27	4	9	13	8	22	2	0	0	52	7.7
Harry York	58	4	6	10	0	31	0	0	0	42	9.5
Marc Bergevin	81	3	7	10	-2	90	0	0	0	40	7.5
Chris McAlpine	54	3	7	10	14	36	0	0	0	35	8.6
Todd Gill	(SIS) 64	8	13	21	-13	31	4	0	1	100	8.0
(STL) 11	5	4	9	2	10	3	0	1	2	22	2.7
(TOTALS) 75	13	17	30	-11	41	7	0	2	122	10.7	
Michel Picard	16	1	8	9	3	29	0	0	0	19	5.3
Rudy Poeschek	50	1	7	8	-5	64	0	0	0	29	3.4
Kelly Chase	67	4	3	7	10	231	0	1	29	13.8	
Jamie Rivers	59	2	4	6	5	36	1	0	1	53	3.8
Tony Twist	60	1	1	2	-4	105	0	0	17	5.9	
Grant Fuhr	58	0	2	2	0	6	0	0	0	0	0.0
Chris Kenady	5	0	2	2	1	0	0	0	0	3	0.0
Mike Eastwood (N.Y.R.)	48	5	10	12	-2	16	0	0	0	34	14.7
(STL) 10	1	0	1	0	6	0	0	1	4	25	0.0
(TOTALS) 58	6	5	11	-2	22	0	0	1	38	15.8	
Libor Zabransky	6	0	1	1	-3	6	0	0	0	2	0.0
Jamie McLennan	30	0	0	0	0	4	0	0	0	0	0.0
Rich Parent	1	0	0	0	0	0	0	0	0	0	0.0
Ricard Persson	1	0	0	0	0	0	0	0	0	0	0.0

PLAYER	GP	W	L	T/O	GA	SA	SV%	GAA	SO	MIN
Grant Fuhr	58	29	21	6	138	1,354	0.898	2.53	3	3,274
Jamie McLennan	30	16	8	2	60	618	0.903	2.17	2	1,658
Rich Parent	1	0	0	0	0	1	1.000	0.00	0	12

# TEAM & INDIVIDUAL RESULTS RECORDS & STATS

## 1996-1997 GAME-BY-GAME (36-35-11, 83 pts, 4th Central Division)

#	DATE	VERSUS	SCORE	RECORD	#	DATE	VERSUS	SCORE	RECORD
1	10/4	Colorado	4-2	W 1-0-0	71	3/17	@ Phoenix	2-3	L 30-32-9
2	10/6	Chicago	1-4	L 1-1-0	72	3/20	Hartford	4-1	W 31-32-9
3	10/9	@ Calgary	3-1	W 2-1-0	73	3/23	Dallas	1-4	L 31-33-9
4	10/11	@ Edmonton	3-1	W 3-1-0	74	3/25	@ Washington	2-3	L 31-34-9
5	10/12	@ Vancouver	3-5	L 3-2-0	75	3/27	Los Angeles	2-1	W 32-34-9
6	10/14	@ Chicago	4-6	L 3-3-0	76	3/30	Philadelphia	3-2	W 33-34-9
7	10/17	Toronto	6-1	W 4-3-0	77	4/1	@ Detroit	1-1	T 33-34-10
8	10/18	@ N.Y. Rangers	1-2	L 4-4-0	78	4/3	N.Y. Islanders	5-5	T 33-34-11
9	10/20	San Jose	2-3	L 4-5-0	79	4/6	New Jersey	0-2	L 33-35-11
10	10/22	@ Phoenix	2-1	W 5-5-0	80	4/9	@ Chicago	1-0	W 34-35-11
11	10/26	Washington	4-6	L 5-6-0	81	4/10	Toronto	5-1	W 35-35-11
12	10/30	@ Colorado	3-6	L 5-7-0	82	4/13	@ Detroit	3-1	W 36-35-11
13	11/1	Buffalo	2-4	L 5-8-0					
14	11/3	Dallas	6-3	W 6-8-0					
15	11/5	@ Toronto	3-6	L 6-9-0					
16	11/8	@ Vancouver	4-2	W 7-9-0					
17	11/9	@ Calgary	3-2	W 8-9-0					
18	11/14	Tampa Bay	5-3	W 9-9-0					
19	11/16	Calgary	2-0	W 10-9-0					
20	11/17	Anaheim	4-2	W 11-9-0					
21	11/19	@ Pittsburgh	2-4	L 11-10-0					
22	11/21	Phoenix	4-3	W 12-10-0					
23	11/23	Florida	1-3	L 12-11-0					
24	11/27	@ Anaheim	3-2	W 13-11-0					
25	12/1	San Jose	3-4	L 13-12-0					
26	12/3	@ Toronto	0-2	L 13-13-0					
27	12/5	Phoenix	0-3	L 13-14-0					
28	12/6	@ Colorado	4-3	W 14-14-0					
29	12/8	@ Edmonton	3-2	W 15-14-0					
30	12/11	@ Dallas	5-5	T 15-14-1					
31	12/13	Chicago	1-4	L 15-15-1					
32	12/15	Vancouver	0-8	L 15-16-1					
33	12/17	@ Hartford	3-5	L 15-17-1					
34	12/19	Pittsburgh	0-4	L 15-18-1					
35	12/21	@ Philadelphia	0-4	L 15-19-1					
36	12/22	Los Angeles	7-4	W 16-19-1					
37	12/26	@ Chicago	4-4	T 16-19-2					
38	12/27	Toronto	2-3	L 16-20-2					
39	12/29	Boston	4-2	W 17-20-2					
40	1/2	Montreal	2-2	T 17-20-3					
41	1/3	@ Buffalo	2-2	T 17-20-4					
42	1/5	@ New Jersey	5-3	W 18-20-4					
43	1/7	Edmonton	2-5	L 18-21-4					
44	1/9	@ San Jose	4-3	W 19-21-4					
45	1/11	@ Los Angeles	1-2	L 19-22-4					
46	1/15	@ Phoenix	4-1	W 20-22-4					
47	1/20	@ N.Y. Islanders	6-4	W 21-22-4					
48	1/23	Vancouver	4-3	W 22-22-4					
49	1/25	@ Montreal	8-1	W 23-22-4					
50	1/27	Anaheim	1-4	L 23-23-4					
51	1/29	@ Toronto	4-0	W 24-23-4					
52	1/30	@ Ottawa	5-2	W 25-23-4					
53	2/1	Detroit	1-4	L 25-24-4					
54	2/4	@ Detroit	1-1	T 25-24-5					
55	2/6	Dallas	6-4	W 26-24-5					
56	2/8	@ Boston	3-3	T 26-24-6					
57	2/10	Phoenix	2-4	L 26-25-6					
58	2/13	N.Y. Rangers	4-1	W 27-25-6					
59	2/15	Colorado	2-5	L 27-26-6					
60	2/17	Chicago	4-2	W 28-26-6					
61	2/20	Ottawa	1-1	T 28-26-7					
62	2/22	Detroit	2-2	T 28-26-8					
63	2/23	Calgary	3-5	L 28-27-8					
64	2/25	@ Tampa Bay	2-3	L 28-28-8					
65	2/27	@ Florida	2-3	L 28-29-8					
66	3/5	@ Dallas	2-3	L 28-30-8					
67	3/9	Edmonton	1-4	L 28-31-8					
68	3/11	@ San Jose	4-3	W 29-31-8					
69	3/13	@ Los Angeles	4-2	W 30-31-8					
70	3/14	@ Anaheim	4-4	T 30-31-9					
</									



## 1995-1996 GAME-BY-GAME (32-34-16, 80 pts, 4th Central Division)

#	DATE	VERSUS	SCORE	RECORD	#	DATE	VERSUS	SCORE	RECORD						
1	10/7	@ Washington	1-4	L	0-1-0	74	3/26	@ Pittsburgh	4-8	L	31-30-13				
2	10/10	Edmonton	5-3	W	1-1-0	75	3/28	New Jersey	4-4	T	31-30-14				
3	10/12	@ Dallas	3-1	W	2-1-0	76	3/31	@ Detroit	1-8	L	31-31-14				
4	10/14	Colorado	4-1	W	3-1-0	77	4/3	@ Colorado	6-3	W	32-31-14				
5	10/17	Boston	4-7	L	3-2-0	78	4/4	Toronto	1-3	L	32-32-14				
6	10/19	Dallas	1-1	T	3-2-1	79	4/6	@ Toronto	1-5	L	32-33-14				
7	10/21	Chicago	1-4	L	3-3-1	80	4/8	Winnipeg	2-2	T	32-33-15				
8	10/22	@ Buffalo	2-5	L	3-4-1	81	4/11	Colorado	2-3	L	32-34-15				
9	10/25	@ Hartford	4-2	W	4-4-1	82	4/14	@ Chicago	2-2	T	32-34-16				
10	10/27	Anaheim	4-2	W	5-4-1										
11	10/29	Washington	1-3	L	5-5-1										
12	11/1	@ Anaheim	0-3	L	5-6-1										
13	11/4	@ San Jose	3-7	L	5-7-1										
14	11/7	Los Angeles	0-1	L	5-8-1										
15	11/10	Winnipeg	3-2	W	6-8-1										
16	11/11	@ N.Y. Islanders	4-1	W	7-8-1										
17	11/14	N.Y. Rangers	1-1	T	7-8-2										
18	11/16	San Jose	3-1	W	8-8-2										
19	11/18	@ Boston	2-5	L	8-9-2										
20	11/21	@ Toronto	2-5	L	8-10-2										
21	11/23	Vancouver	2-3	L	8-11-2										
22	11/25	Toronto	2-2	T	8-11-3										
23	11/27	Buffalo	0-2	L	8-12-3										
24	11/29	Montreal	5-4	W	9-12-3										
25	11/30	@ Winnipeg	4-1	W	10-12-3										
26	12/2	@ Edmonton	7-3	W	11-12-3										
27	12/5	@ Calgary	1-1	T	11-12-3										
28	12/8	@ Vancouver	6-3	W	12-12-4										
29	12/9	@ Los Angeles	2-1	W	13-12-4										
30	12/12	Detroit	2-5	L	13-13-4										
31	12/14	Calgary	3-3	T	13-13-5										
32	12/16	San Jose	3-2	W	14-13-5										
33	12/19	N.Y. Islanders	4-1	W	15-13-5										
34	12/22	@ Colorado	1-2	L	15-14-5										
35	12/23	@ Winnipeg	1-2	L	15-15-5										
36	12/26	@ Detroit	2-3	L	15-16-5										
37	12/28	Dallas	4-1	W	16-16-5										
38	12/30	Toronto	3-4	OT L	16-17-5										
39	1/4	@ Chicago	3-1	W	17-17-5										
40	1/6	Pittsburgh	3-2	W	18-17-5										
41	1/9	@ New Jersey	2-4	L	18-18-5										
42	1/11	@ Philadelphia	4-4	T	18-18-6										
43	1/13	@ Montreal	3-3	T	18-18-7										
44	1/14	@ N.Y. Rangers	3-3	T	18-18-8										
45	1/16	Edmonton	1-5	L	18-19-8										
46	1/24	@ Winnipeg	6-5	W	19-19-8										
47	1/27	Tampa Bay	2-1	W	20-19-8										
48	1/29	@ Ottawa	2-4	L	20-20-8										
49	1/31	@ Toronto	4-0	W	21-20-8										
50	2/1	Vancouver	2-2	T	21-20-9										
51	2/3	Philadelphia	3-7	L	21-21-9										
52	2/6	Dallas	2-5	L	21-22-9										
53	2/8	Chicago	1-6	L	21-23-9										
54	2/10	@ Dallas	6-3	W	22-23-9										
55	2/11	@ Florida	2-2	T	22-23-10										
56	2/13	@ Tampa Bay	3-2	W	23-23-10										
57	2/16	Detroit	4-3	W	24-23-10										
58	2/18	Winnipeg	3-0	W	25-23-10										
59	2/20	Ottawa	1-7	L	25-24-10										
60	2/22	@ Chicago	4-3	OT W	26-24-10										
61	2/24	Los Angeles	2-2	T	26-24-11										
62	2/29	@ Vancouver	2-2	T	26-24-12										
63	3/3	@ Edmonton	4-3	W	27-24-12										
64	3/5	Florida	2-0	W	28-24-12										
65	3/7	Calgary	2-4	L	28-25-12										
66	3/9	Hartford	6-3	W	29-25-12										
67	3/12	@ Calgary	2-4	L	29-26-12										
68	3/15	@ San Jose	4-2	W	30-26-12										
69	3/17	@ Anaheim	1-5	L	30-27-12										
70	3/18	@ Los Angeles	3-1	W	31-27-12										
71	3/20	@ Dallas	1-2	L	31-28-12										
72	3/22	Anaheim	1-6	L	31-29-12										
73	3/24	Detroit	2-2	T	31-29-13										
PLAYER					GP	G	A	T	+/–	PIM	PP	SH	GW	S	%
Brett Hull					70	43	40	83	4	30	16	5	6	327	13.1
Al MacInnis					82	17	44	61	5	88	9	1	1	317	5.4
Shayne Corson					77	18	28	46	3	192	13	0	0	150	12.0
Dale Hawerchuk					66	13	28	41	5	22	5	0	0	136	9.6
Geoff Courtnall					66	24	40	9	–9	7	1	1	223	10.0	
Brian Noonan					81	13	22	35	2	84	3	6	131	9.9	
Chris Pronger					78	7	18	25	–18	110	1	1	1	138	5.1
Adam Creighton					61	11	10	21	0	78	2	3	98	11.2	
Wayne Gretzky (LAK)					62	15	66	81	–7	32	5	2	144	10.4	
(STL)					18	8	13	21	–6	2	1	1	51	15.7	
(TOTALS)					80	23	79	102	–13	34	6	3	195	11.8	
Peter Zehl					57	8	13	21	–2	12	2	0	87	9.2	
Stephane Matteau (STL)					40	4	13	20	–4	10	0	2	70	10.0	
(NVR)					32	4	12	6	–4	22	1	0	39	10.3	
(TOTALS)					78	11	25	26	–8	87	4	2	109	10.1	
Craig Johnson					49	8	7	15	–4	30	1	0	69	9.6	
Mike Johnson (STL)					32	3	12	15	7	26	0	0	32	11.4	
(TOR)					27	2	0	2	–5	29	0	0	27	7.4	
(TOTALS)					59	5	12	17	2	55	0	0	59	8.5	
Igor Kravchuk (STL)					40	3	12	15	–10	34	0	0	114	2.6	
(EDM)					26	7	4	8	–13	10	0	0	59	8.3	
(TOTALS)					66	7	16	23	–19	34	0	0	173	4.0	
Jeff Norton					36	4	7	11	4	26	0	0	33	12.1	
Murray Baron					82	2	9	11	3	190	0	0	86	2.3	
Rob Pearson					27	6	4	10	4	54	1	0	1	51	11.8
Christopher Olsson					26	2	8	10	–6	14	2	0	0	32	6.3
Ian Laperriere					33	3	6	9	–4	87	1	1	1	31	9.7
David Roberts					58	6	7	12	–12	102	1	2	124	7.3	
(BOS)					59	9	13	22	–4	86	1	0	2	124	7.3
Stephen Leach (STL)					14	2	4	6	–3	22	0	0	0	33	6.1
(TOTALS)					73	11	17	28	–7	108	1	0	2	157	7.0
Tony Twist					51	3	2	5	–1	100	0	1	12	25.0	
Roman Vopat					25	2	3	5	–8	48	1	0	1	33	6.1
Esa Tikkanen					11	1	4	5	1	18	0	1	0	19	5.3
Glenn Anderson (EDM)					17	4	6	10	0	27	0	0	1	36	11.1
(STL)					27	2	4	11	–3	23	0	0	0	35	5.7
(TOTALS)					32	6	8	14	–11	34	0	0	0	45	2.2
J.J. Daigneault					37	1	3	4	–6	24	0	0	0	45	2.2
Denis Chasse					42	3	0	3	–9	108	1	0	1	25	12.0
Patrice Tardif					23	3	0	3	–2	12	0	0	0	21	14.3
Jay Wells					76	0	3	3	–8	67	0	0	0	24	0.0
Basil McRae					18	1	1	2	–5	40	0	0	0	5	20.0
Paul Broten					17	0	1	1	–2	0	0	0	0	11	0.0
Dallas Eakins					79	0	1	1	–2	34	0	0	0	6	0.0
Grant Fuhr					17	0	1	1	–1	8	0	0	0	0	0.0
Greg Gilbert					17	0	1	1	–1	8	0	0	0	9	0.0
Yuri Khmylev (BUF)					66	8	20	28	–12	40	5	1	1	123	6.5
(STL)					7	0	1	1	–5	0	0	0	0	13	0.0
(TOTALS)					73	8	21	29	–17	40	5	1	1	136	5.9
Craig MacTavish (PHI)					55	5	8	13	–3	62	0	0	0	42	11.9
(STL)					13	0	1	1	–6	8	0	0	0	16	0.0
(TOTALS)					68	5	9	14	–9	70	0	0	0	58	8.8
Jon Casey					8	0	0	0	0	0	0	0	0	0	0.0
Donald Dufresne					3	0	0	0	–2	4	0	0	0	1	0.0
Charlie Huddy (BUF)					52	5	5	10	–5	59	2	0	1	57	8.8
(STL)					12	0	0	0	–7	6	0	0	0	13	0.0
(TOTALS)					64	5	5	10	–12	65	2	0	1	70	7.1
Pat Jablonski					1	0	0	0	0	0	0	0	0	0	0.0
Fred Knipscheer					1	0	0	0	0	2	0	0	0	2	0.0
Bruce Racine					11	0	0	0	0	2	0	0	0	0	0.0
Jamie Rivers					3	0	0	0	–1	2	0	0	0	5	0.0
Kevin Sawyer					6	0	0	0	–2	23	0	0	0	1	0.0
Ken Sutton (EDM)					32	0	8	8	–13	43	0	0	0	41	0.0
(STL)					6	0	0	0	–1	4	0	0	0	3	0.0
(TOTALS)					38	0	8	8	–13	43	0	0	0	41	0.0
Alexander Vasilevski					1	0	0	0	–1	0	0	0	0	0	0.0
PLAYER					GP	W	L	T/O	GA	SA	SV%	GAA	SO	MINS	
Grant Fuhr					79	30	28	16	209	2,157	0.903	2.87	3	4,366	
Jon Casey					9	2	3	0	25	180	0.861	3.80	0	395	
Pat Jablonski (MTL)					23	5	9	6	62	676	0.908	2.94	0	1,266	
(STL)					1	0	0	0	1	5	0.800	7.50	0	0.0	
(TOTALS)					24	5	9	6	63	681	0.907	2.97	0	1,271	

## 1994-1995 GAME-BY-GAME (28-15-5, 61 pts, 2nd Central Division)

#	DATE	VERSUS	SCORE	RECORD	PLAYER	GP	G	A	TP	+/-	PIM	PP	SH	GW	S	%	
1	1/20	@ San Jose	5-2	W	1-0-0	Brett Hull	48	29	21	50	13	10	9	3	6	200	14.5
2	1/21	@ Vancouver	7-1	W	2-0-0	Brendan Shanahan	45	20	21	41	7	136	6	2	6	153	13.1
3	1/24	@ Calgary	4-6	L	2-1-0	Steve Duchesne	47	12	26	38	29	36	1	0	1	116	10.3
4	1/26	Los Angeles	3-1	W	3-1-0	Esa Tikkanen	43	12	23	35	13	22	5	2	1	107	11.2
5	1/28	Vancouver	1-3	L	3-2-0	Adam Creighton	48	14	20	34	17	74	3	0	1	81	17.3
6	1/31	Anaheim	7-2	W	4-2-0	Al MacInnis	32	8	20	28	19	43	2	0	0	110	7.3
7	2/2	@ Winnipeg	5-4	OT W	5-2-0	Ian Laperriere	37	13	14	27	12	85	1	0	1	53	24.5
8	2/4	Dallas	7-4	W	6-2-0	Glenn Anderson	36	12	14	26	9	37	0	0	3	54	22.2
9	2/7	Los Angeles	5-5	T	6-2-1	Greg Gilbert	46	11	14	25	22	11	0	0	3	57	19.3
10	2/9	Chicago	0-5	L	6-3-1	Jeff Norton	28	2	18	20	21	33	0	0	1	27	7.4
11	2/11	Winnipeg	2-3	L	6-4-1	(SJS)	20	1	9	10	1	39	0	0	0	21	4.8
12	2/13	Calgary	4-2	W	7-4-1	(TOTALS)	48	3	27	30	22	72	0	0	1	48	6.3
13	2/17	@ Winnipeg	4-3	W	8-4-1	Bill Houlder	41	5	13	18	16	20	1	0	0	59	8.5
14	2/18	@ Toronto	1-3	L	8-5-1	Denis Chasse	47	7	9	16	12	133	1	0	0	48	14.6
15	2/20	Edmonton	4-0	W	9-5-1	Guy Carbonneau	42	5	11	16	11	16	1	0	1	33	15.2
16	2/22	San Jose	4-3	W	10-5-1	Patrice Tardif	27	3	10	13	4	29	1	0	0	46	6.5
17	2/25	@ Detroit	3-2	W	11-5-1	David Roberts	19	6	5	11	2	10	3	0	2	41	14.6
18	2/27	Toronto	3-2	W	12-5-1	Vitali Karamnov	26	3	7	10	7	14	0	0	0	22	13.6
19	3/5	@ Dallas	1-2	L	12-6-1	Doug Lidster	37	2	7	9	9	12	1	0	0	37	5.4
20	3/7	Anaheim	6-3	W	13-6-1	Craig Janney	8	2	5	7	3	0	1	0	0	9	22.2
21	3/9	Calgary	5-1	W	14-6-1	Kevin Miller	15	2	5	7	4	0	0	0	0	19	10.5
22	3/12	Detroit	1-2	L	14-7-1	Craig Johnson	15	3	3	6	4	6	0	0	0	19	15.8
23	3/14	@ Edmonton	5-6	L	14-8-1	Todd Elik	22	7	10	17	3	18	4	0	0	50	14.0
24	3/16	@ Los Angeles	2-2	OT T	14-8-2	(STL)	13	2	4	6	5	4	0	0	0	26	7.7
25	3/19	@ Anaheim	4-2	W	15-8-2	(TOTALS)	35	9	14	23	8	22	4	0	0	76	11.8
26	3/20	@ Los Angeles	3-5	L	15-9-2	Rick Zombo	23	1	4	5	7	24	0	0	1	18	5.6
27	3/22	@ Calgary	3-4	L	15-10-2	Murray Baron	39	0	5	5	9	93	0	0	0	28	0.0
28	3/26	Edmonton	5-1	W	16-10-2	Basil McRae	21	0	5	5	4	72	0	0	0	14	0.0
29	3/27	@ Dallas	3-2	W	17-10-2	Tony Twist	28	3	0	3	0	89	0	0	1	8	37.5
30	3/29	@ Chicago	3-1	W	18-10-2	Donald Dufresne	22	0	3	3	2	10	0	0	0	11	0.0
31	3/31	San Jose	4-1	W	19-10-2	Peter Stastny	6	1	1	2	1	0	0	0	0	9	11.1
32	4/2	@ Detroit	3-3	OT T	19-10-3	Curtis Joseph	36	0	1	1	0	0	0	0	0	0	0.0
33	4/3	Toronto	5-2	W	20-10-3	Geoff Sarjeant	4	0	1	1	0	2	0	0	0	0	0.0
34	4/5	@ Toronto	6-4	W	21-10-3	Jeff Batters	10	0	0	0	-5	21	0	0	0	3	0.0
35	4/9	Dallas	2-3	L	21-11-3	Philippe Bozon	1	0	0	0	0	0	0	0	0	0	0.0
36	4/11	Winnipeg	7-5	W	22-11-3	Jon Casey	19	0	0	0	0	0	0	0	0	0	0.0
37	4/13	@ Winnipeg	2-5	L	22-12-3	Denny Felsner	3	0	0	0	-1	2	0	0	0	2	0.0
38	4/16	Detroit	6-5	W	23-12-3	Terry Hollinger	5	0	0	0	-1	2	0	0	0	1	0.0
39	4/18	Vancouver	4-1	W	24-12-3	Daniel Laperriere	4	0	0	0	1	15	0	0	0	0	0.0
40	4/19	@ Chicago	2-2	OT T	24-12-4	Vitali Prokhorov	2	0	0	0	1	0	0	0	0	0	0.0
41	4/21	Toronto	3-1	W	25-12-4												
42	4/23	Chicago	2-2	OT T	25-12-5												
43	4/25	@ Dallas	8-4	W	26-12-5												
44	4/27	@ Edmonton	2-3	OT L	26-13-5												
45	4/28	@ Vancouver	1-3	L	26-14-5												
46	4/30	@ San Jose	4-3	W	27-14-5	Curtis Joseph	36	20	10	1	89	904	0.902	2.79	1	1,914	
47	5/1	@ Anaheim	5-3	W	28-14-5	Jon Casey	19	7	5	4	40	400	0.900	2.75	0	872	
48	5/3	Detroit	2-3	L	28-15-5	Geoff Sarjeant	4	1	0	0	6	52	0.885	3.00	0	120	



# ST. LOUIS BLUES

## 1993-1994 GAME-BY-GAME (40-33-11, 91 pts, 4th Central Division)

#	DATE	VERSUS	SCORE	RECORD	#	DATE	VERSUS	SCORE	RECORD		
1	10/7	Florida	5-3	W	1-0-0	70	3/18	@ Toronto	2-4	L	33-28-9
2	10/9	Ottawa	7-5	W	2-0-0	71	3/20	@ Chicago	4-3	OT W	34-28-9
3	10/13	@ Detroit	5-2	W	3-0-0	72	3/22	Philadelphia	3-6	L	34-29-9
4	10/16	@ Dallas	0-4	L	3-1-0	73	3/23	@ Buffalo	3-2	W	35-29-9
5	10/19	@ San Jose	4-1	W	4-1-0	74	3/25	Dallas	5-3	W	36-29-9
6	10/21	San Jose	5-2	W	5-1-0	75	3/27	San Jose	3-4	L	36-30-9
7	10/23	@ Pittsburgh	3-3	T	5-1-1	76	3/30	@ Florida	3-1	W	37-30-9
8	10/26	@ Chicago	2-9	L	5-2-1	77	4/1	@ Tampa Bay	3-4	L	37-31-9
9	10/28	Hartford	2-1	W	6-2-1	78	4/3	@ Detroit	3-3	T	37-31-10
10	10/30	@ Boston	2-1	W	7-2-1	79	4/5	Chicago	5-1	W	38-31-10
11	11/1	@ Hartford	4-2	W	8-2-1	80	4/7	Los Angeles	6-2	W	39-31-10
12	11/3	@ Winnipeg	3-0	W	9-2-1	81	4/8	@ Chicago	1-6	L	39-32-11
13	11/6	Edmonton	6-5	OT W	10-2-1	82	4/10	Dallas	2-2	T	39-32-11
14	11/9	Pittsburgh	3-3	T	10-2-2	83	4/12	@ Dallas	5-9	L	39-33-11
15	11/11	Toronto	3-2	W	11-2-2	84	4/14	Winnipeg	3-1	W	40-33-11
16	11/13	@ Los Angeles	3-6	L	11-3-2						
17	11/16	@ Vancouver	0-3	L	11-4-2						
18	11/18	Calgary	3-3	T	11-4-3						
19	11/20	Los Angeles	4-1	W	12-4-3						
20	11/21	Detroit	2-2	T	12-4-4						
21	11/24	@ Washington	2-5	L	12-5-4						
22	11/26	New Jersey	6-6	T	12-5-5						
23	11/28	Winnipeg	3-4	L	12-6-5						
24	12/1	@ Toronto	2-4	L	12-7-5						
25	12/2	Toronto	4-5	L	12-8-5						
26	12/4	Dallas	4-3	W	13-8-5						
27	12/7	Chicago	3-2	W	14-8-5						
28	12/9	@ Detroit	2-3	L	14-9-5						
29	12/11	@ Los Angeles	1-9	L	14-10-5						
30	12/12	@ Anaheim	1-2	OT L	14-11-5						
31	12/15	@ San Jose	3-1	W	15-11-5						
32	12/17	@ Calgary	4-3	W	16-11-5						
33	12/19	@ Edmonton	4-1	W	17-11-5						
34	12/23	Tampa Bay	7-4	W	18-11-5						
35	12/26	Chicago	3-2	W	19-11-5						
36	12/27	Montreal	2-5	L	19-12-5						
37	12/29	N.Y. Rangers	3-4	L	19-13-5						
38	12/31	@ Winnipeg	1-2	L	19-14-5						
39	1/2	Calgary	4-3	OT W	20-14-5						
40	1/4	Detroit	4-4	T	20-14-6						
41	1/6	@ Hartford	2-1	W	21-14-6						
42	1/8	Anaheim	3-5	L	21-15-6						
43	1/9	@ Dallas	1-2	L	21-16-6						
44	1/13	Edmonton	6-4	W	22-16-6						
45	1/15	Buffalo	2-1	W	23-16-6						
46	1/18	@ N.Y. Rangers	1-4	L	23-17-6						
47	1/19	@ Philadelphia	3-8	L	23-18-6						
48	1/24	@ Anaheim	3-2	OT W	24-18-6						
49	1/25	@ Vancouver	3-3	T	24-18-7						
50	1/28	@ Edmonton	3-2	W	25-18-7						
51	1/29	@ Calgary	5-3	W	26-18-7						
52	2/1	Toronto	4-4	T	26-18-8						
53	2/3	Quebec	3-4	L	26-19-8						
54	2/5	San Jose	4-3	W	27-19-8						
55	2/8	Winnipeg	6-5	W	28-19-8						
56	2/10	Washington	3-4	L	28-20-8						
57	2/12	Detroit	4-5	OT L	28-21-8						
58	2/15	Vancouver	3-2	W	29-21-8						
59	2/18	Boston	3-1	W	30-21-8						
60	2/20	Anaheim	4-1	W	31-21-8						
61	2/24	@ Quebec	0-6	L	31-22-8						
62	2/26	@ Ottawa	11-1	W	32-22-8						
63	2/28	@ New Jersey	1-5	L	32-23-8						
64	3/1	@ N.Y. Islanders	2-4	L	32-24-8						
65	3/3	Vancouver	0-4	L	32-25-8						
66	3/7	@ Toronto	3-2	W	33-25-8						
67	3/9	@ Montreal	2-7	L	33-26-8						
68	3/12	N.Y. Islanders	5-5	T	33-26-9						
69	3/16	@ Winnipeg	0-4	L	33-27-9						

PLAYER	GP	G	A	TP	+/-	PIM	PP	SH	GW	S	%
Brendan Shanahan	81	52	50	102	-9	211	15	7	8	397	13.1
Brett Hull	81	57	40	97	-3	38	25	3	6	392	14.5
Craig Janney	69	16	68	84	-14	24	8	0	7	95	16.8
Jeff Brown	63	13	47	60	-13	46	7	0	3	196	6.6
Kevin Miller	75	23	25	48	6	83	6	3	5	154	14.9
Steve Duchesne	36	12	19	31	1	14	8	0	1	115	10.4
Vitali Prokhorov	55	15	10	25	-6	20	3	0	1	85	17.6
Philipp Bozon	80	9	16	25	4	42	0	1	1	118	7.6
Phi Housley	26	7	15	22	-5	12	4	0	1	60	11.7
Vitali Karmannov	59	9	12	21	-3	51	2	0	1	66	13.6
Jim Montgomery	67	6	14	20	-1	44	0	1	1	67	9.0
Petr Nedved	19	6	14	20	2	8	2	0	0	63	9.5
Ron Sutter	36	6	12	18	-1	46	1	0	2	42	14.3
Igor Koriev	73	6	10	16	-12	40	0	0	1	93	6.5
Peter Stastny	17	5	11	16	-2	4	2	0	1	30	16.7
Murray Baron	77	5	9	14	-14	123	0	0	0	73	6.8
Tony Hrkac	36	6	5	11	-11	8	1	1	1	43	14.0
Bret Hedican	61	0	11	11	-8	64	0	0	0	78	0.0
Rick Zombo	74	2	8	10	-15	85	0	0	0	53	3.8
Bob Bassen	46	2	7	9	-14	44	0	1	0	73	2.7
Doug Crossman	50	2	7	9	1	10	1	0	0	30	6.7
Tom Tilley	48	1	7	8	3	32	0	0	0	41	2.4
Kelly Chase	68	2	5	7	-5	278	0	0	0	57	3.5
Garth Butcher	43	1	6	7	-6	76	0	1	0	37	2.7
Nathan Lafayette	38	2	3	5	-9	14	0	0	0	23	8.7
David Mackey	30	2	3	5	-4	56	0	0	0	21	9.5
Daniel Laperriere	20	1	3	4	-1	8	1	0	0	20	5.0
Basil McRae	40	1	2	3	-7	103	0	0	0	23	4.3
Curtis Joseph	71	0	3	3	0	4	0	0	0	0	0.0
Alexei Kasatonov(ANA)	55	4	18	22	-8	43	1	0	1	81	4.9
(STL)	8	0	2	2	5	19	0	0	0	6	0.0
(TOTALS)	63	4	20	24	-3	62	1	0	1	87	4.6
Denny Felsner	6	1	0	1	-1	2	0	0	0	6	16.7
Denis Chasse	3	0	1	1	1	15	0	0	0	5	0.0
Jim Hrivnak	23	0	1	1	0	2	0	0	0	0	0.0
Kevin Miehme	14	0	1	1	-3	4	0	0	0	5	0.0
Jeff Batters	6	0	0	0	1	7	0	0	0	1	0.0
Terry Hollinger	2	0	0	0	1	0	0	0	0	0	0.0
Ian Laperriere	1	0	0	0	0	0	0	0	0	1	0.0
David Roberts	1	0	0	0	0	2	0	0	0	1	0.0

PLAYER	GP	W	L	T/O	GA	SA	SV%	GAA	SO	MIN
Curtis Joseph	71	36	23	11	213	2,382	0.911	3.10	1	4,127
Jim Hrivnak	23	4	10	0	69	563	0.877	4.27	0	970

PLAYER	GP	G	A	TP	+	-	PIM	PP	SH	GW	S	%
Brendan Shanahan	81	52	50	102	-9	211	15	7	8	397	13.1	
Brett Hull	81	57	40	97	-3	38	25	3	6	392	14.5	
Craig Janney	69	16	68	84	-14	24	8	0	7	95	16.8	
Jeff Brown	63	13	47	60	-13	46	7	0	3	196	6.6	
Kevin Miller	75	23	25	48	6	83	6	3	5	154	14.9	
Steve Duchesne	36	12	19	31	1	14	8	0	1	115	10.4	
Vitali Prokhorov	55	15	10	25	-6	20	3	0	1	85	17.6	
Philippe Bozon	80	9	16	25	4	42	0	1	1	118	7.6	
Phil Housley	26	7	15	22	-5	12	4	0	1	60	11.7	
Vitali Karamnov	59	9	12	21	-3	51	2	0	1	66	13.6	
Jim Montgomery	67	6	14	20	-1	44	0	0	1	67	9.0	
Petr Nedved	19	6	14	20	2	8	2	0	0	63	9.5	
Ron Sutter	36	6	12	18	-1	46	1	0	2	42	14.3	
Igor Korolev	73	6	10	16	-12	40	0	0	1	93	6.5	
Peter Stastny	17	5	11	16	-2	4	2	0	1	30	16.7	
Murray Baron	77	5	9	14	123	0	0	0	0	73	6.8	
Tony Hrkac	36	6	5	11	-11	8	1	1	1	43	14.0	
Bret Hedican	61	0	11	11	-8	64	0	0	0	78	0.0	
Rick Zombo	74	2	8	10	-15	85	0	0	0	53	3.8	
Bob Bassen	46	2	7	9	-14	44	0	1	0	73	2.7	
Doug Crossman	50	2	7	9	1	10	1	0	0	30	6.7	
Tom Tilley	48	1	7	8	3	32	0	0	0	41	2.4	
Kelly Chase	68	2	5	7	-5	278	0	0	0	57	3.5	
Garth Butcher	43	1	6	7	-6	76	0	1	0	37	2.7	
Nathan LaFayette	38	2	3	5	-9	14	0	0	0	23	8.7	
David Mackey	30	2	3	5	-4	56	0	0	0	21	9.5	
Daniel Laperriere	20	1	3	4	-1	8	1	0	0	20	5.0	
Basil McRae	40	1	2	3	-7	103	0	0	0	23	4.3	
Curtis Joseph	71	0	3	3	0	4	0	0	0	0	0.0	
Alexei Kasatonov(ANA)	55	4	18	22	-8	43	1	0	1	81	4.9	
(STL)	8	0	2	2	5	19	0	0	0	6	0.0	
(TOTALS)	63	4	20	24	-3	62	1	0	1	87	4.6	
Denny Felsner	6	1	0	1	-1	2	0	0	0	6	16.7	
Denis Chasse	3	0	1	1	1	15	0	0	0	5	0.0	
Jim Hrivnak	23	0	1	1	0	2	0	0	0	0	0.0	
Kevin Mieh	14	0	1	1	-3	4	0	0	0	5	0.0	
Jeff Batters	6	0	0	0	1	7	0	0	0	1	0.0	
Terry Hollinger	2	0	0	0	1	0	0	0	0	0	0.0	
Ian Laperriere	1	0	0	0	0	0	0	0	0	1	0.0	
David Roberts	1	0	0	0	0	2	0	0	0	1	0.0	

PLAYER	GP	W	L	T/O	GA	SA	SV%	GAA	SO	MIN
Curtis Joseph	71	36	23	11	213	2,382	0.911	3.10	1	4,127
Jim Hrivnak	23	4	10	0	69	563	0.877	4.27	0	970

# TEAM & INDIVIDUAL RESULTS RECORDS & STATS

## 1992-1993 GAME-BY-GAME (37-36-11, 85 pts, 4th Norris Division)

#	DATE	VERSUS	SCORE	RECORD	#	DATE	VERSUS	SCORE	RECORD		
1	10/6	Minnesota	6-4	W	1-0-0	71	3/14	@ Minnesota	3-1	W	33-30-8
2	10/8	@ Minnesota	2-5	L	1-1-0	72	3/16	Buffalo	2-2	T	33-30-9
3	10/10	Chicago	0-3	L	1-2-0	73	3/20	@ Los Angeles	2-3	L	33-31-9
4	10/13	Tampa Bay	1-2	L	1-3-0	74	3/22	@ Vancouver	3-1	W	34-31-9
5	10/15	Minnesota	4-5	L	1-4-0	75	3/24	@ Calgary	4-2	W	35-31-9
6	10/17	@ Quebec	6-5	W	2-4-0	76	3/26	@ Winnipeg	2-4	L	35-32-9
7	10/19	@ Montreal	2-6	L	2-5-0	77	3/30	Vancouver	3-6	L	35-33-9
8	10/21	Quebec	5-5	T	2-5-1	78	4/3	Chicago	3-3	T	35-33-10
9	10/24	Detroit	1-6	L	2-6-1	79	4/4	@ Chicago	4-5	L	35-34-10
10	10/26	San Jose	4-1	W	3-6-1	80	4/6	@ Tampa Bay	2-2	T	35-34-11
11	10/29	Pittsburgh	6-4	W	4-6-1	81	4/10	@ Minnesota	3-4	L	35-35-11
12	10/31	Philadelphia	6-4	W	5-6-1	82	4/11	Minnesota	5-1	W	36-35-11
13	11/3	@ Tampa Bay	4-6	L	5-7-1	83	4/13	@ Toronto	1-2	OT L	36-36-11
14	11/5	@ Pittsburgh	4-8	L	5-8-1	84	4/15	Tampa Bay	6-5	W	37-36-11
15	11/7	@ Philadelphia	2-4	L	5-9-1						
16	11/10	Edmonton	4-4	T	5-9-2						
17	11/12	@ Chicago	0-1	L	5-10-2						
18	11/14	Winnipeg	4-2	W	6-10-2						
19	11/16	@ Toronto	2-2	T	6-10-3						
20	11/18	@ Hartford	2-5	L	6-11-3						
21	11/21	Tampa Bay	4-2	W	7-11-3						
22	11/25	@ Detroit	6-11	L	7-12-3						
23	11/26	Vancouver	7-5	W	8-12-3						
24	11/28	Detroit	2-2	T	8-12-4						
25	12/1	Hartford	8-4	W	9-12-4						
26	12/4	@ Calgary	3-5	L	9-13-4						
27	12/5	@ Edmonton	5-1	W	10-13-4						
28	12/7	@ Vancouver	3-4	L	10-14-4						
29	12/10	@ San Jose	3-2	W	11-14-4						
30	12/12	@ Los Angeles	3-6	L	11-15-4						
31	12/15	N.Y. Islanders	3-4	OT L	11-16-4						
32	12/17	N.Y. Rangers	3-4	L	11-17-4						
33	12/19	Winnipeg	0-1	L	11-18-4						
34	12/22	@ Minnesota	2-2	T	11-18-5						
35	12/26	@ Chicago	3-2	OT W	12-18-5						
36	12/27	Toronto	3-6	L	12-19-5						
37	12/31	N.Y. Islanders	5-1	W	13-19-5						
38	1/2	@ Toronto	2-2	T	13-19-6						
39	1/3	@ Buffalo	5-6	OT L	13-20-6						
40	1/5	Edmonton	6-1	W	14-20-6						
41	1/7	Calgary	3-2	OT W	15-20-6						
42	1/9	Chicago	4-1	W	16-20-6						
43	1/11	@ Detroit	1-0	W	17-20-6						
44	1/13	@ Toronto	3-4	L	17-21-6						
45	1/14	@ Ottawa	4-1	W	18-21-6						
46	1/16	@ Tampa Bay	5-3	W	19-21-6						
47	1/19	Toronto	1-5	L	19-22-6						
48	1/21	@ Detroit	3-5	L	19-23-6						
49	1/23	Detroit	4-3	W	20-23-6						
50	1/26	Ottawa	5-1	W	21-23-6						
51	1/28	@ Tampa Bay	4-2	W	22-23-6						
52	1/30	New Jersey	2-2	T	22-23-7						
53	2/1	Toronto	1-1	T	22-23-8						
54	2/3	@ Winnipeg	4-2	W	23-23-8						
55	2/8	@ Hartford	3-1	W	24-23-8						
56	2/9	Boston	1-6	L	24-24-8						
57	2/11	Washington	6-10	L	24-25-8						
58	2/13	Detroit	4-3	W	25-25-8						
59	2/15	@ N.Y. Rangers	1-4	L	25-26-8						
60	2/17	@ New Jersey	3-4	L	25-27-8						
61	2/18	@ N.Y. Islanders	4-2	W	26-27-8						
62	2/21	@ Washington	2-5	L	26-28-8						
63	2/23	Montreal	1-5	L	26-29-8						
64	2/25	Los Angeles	3-0	W	27-29-8						
65	2/27	Minnesota	3-2	W	28-29-8						
66	2/28	@ Chicago	7-1	W	29-29-8						
67	3/4	Calgary	2-1	W	30-29-8						
68	3/6	@ Boston	3-4	OT L	30-30-8						
69	3/11	San Jose	5-2	W	31-30-8						
70	3/13	Minnesota	6-2	W	32-30-8						



# ST. LOUIS BLUES

## 1991-1992 GAME-BY-GAME (36-33-11, 83 pts, 3rd Norris Division)

#	DATE	VERSUS	SCORE	RECORD	#	DATE	VERSUS	SCORE	RECORD
1	10/5	@ New Jersey	2-7	L 0-1-0	71	3/14	N.Y. Rangers	0-6	L 32-30-9
2	10/7	@ Toronto	0-3	L 0-2-0	72	3/17	@ Washington	4-6	L 32-31-9
3	10/10	Edmonton	3-2	OT W 1-2-0	73	3/19	@ Boston	4-1	W 33-31-9
4	10/12	San Jose	6-3	W 2-2-0	74	3/21	@ Montreal	3-3	T 33-31-10
5	10/15	Toronto	5-1	W 3-2-0	75	3/23	@ Toronto	2-3	L 33-32-10
6	10/17	@ Detroit	3-6	L 3-3-0	76	3/26	Hartford	7-2	W 34-32-10
7	10/19	Chicago	4-4	T 3-3-1	77	3/28	Toronto	2-3	L 34-33-10
8	10/20	@ Chicago	4-1	W 4-3-1	78	4/2	@ Minnesota	1-1	T 34-33-11
9	10/24	Boston	6-5	W 5-3-1	79	4/4	Chicago	5-3	W 35-33-11
10	10/26	Calgary	2-2	T 5-3-2	80	4/16	Minnesota	5-3	W 36-33-11
11	10/28	@ Toronto	1-1	T 5-3-3					
12	10/30	@ Edmonton	2-2	T 5-3-4					
13	11/1	@ Vancouver	3-2	W 6-3-4					
14	11/3	@ Winnipeg	3-3	T 6-3-5					
15	11/5	Philadelphia	3-4	L 6-4-5					
16	11/7	@ Detroit	3-10	L 6-5-5					
17	11/9	Hartford	3-4	L 6-6-5					
18	11/10	@ Detroit	4-6	L 6-7-5					
19	11/14	Winnipeg	2-1	OT W 7-7-5					
20	11/16	Minnesota	5-3	W 8-7-5					
21	11/17	@ Chicago	1-5	L 8-8-5					
22	11/20	Toronto	5-2	W 9-8-5					
23	11/23	N.Y. Rangers	0-3	L 9-9-5					
24	11/28	Quebec	5-2	W 10-9-5					
25	11/30	Detroit	7-3	W 11-9-5					
26	12/3	@ Minnesota	3-3	T 11-9-6					
27	12/4	@ Minnesota	2-5	L 11-10-6					
28	12/7	Pittsburgh	6-1	W 12-10-6					
29	12/10	@ N.Y. Islanders	7-7	T 12-10-7					
30	12/11	@ Buffalo	4-3	W 13-10-7					
31	12/14	@ Quebec	6-2	W 14-10-7					
32	12/16	@ Montreal	2-4	L 14-11-7					
33	12/19	San Jose	4-0	W 15-11-7					
34	12/21	N.Y. Islanders	6-2	W 16-11-7					
35	12/22	@ Chicago	2-5	L 16-12-7					
36	12/26	Chicago	3-1	W 17-12-7					
37	12/28	@ Minnesota	2-5	L 17-13-7					
38	12/31	@ Buffalo	3-4	L 17-14-7					
39	1/2	Minnesota	6-2	W 18-14-7					
40	1/4	Detroit	2-6	L 18-15-7					
41	1/6	@ Toronto	2-3	OT L 18-16-7					
42	1/8	@ N.Y. Rangers	5-3	W 19-16-7					
43	1/9	@ New Jersey	3-4	L 19-17-7					
44	1/11	@ N.Y. Islanders	6-3	W 20-17-7					
45	1/14	Washington	1-6	L 20-18-7					
46	1/16	Montreal	6-6	T 20-18-8					
47	1/21	Buffalo	5-4	W 21-18-8					
48	1/23	Los Angeles	5-6	L 21-19-8					
49	1/25	Vancouver	0-1	OT L 21-20-8					
50	1/28	@ Los Angeles	3-3	T 21-20-9					
51	1/30	@ San Jose	4-2	W 22-20-9					
52	2/1	@ Pittsburgh	1-4	L 22-21-9					
53	2/2	@ Philadelphia	1-5	L 22-22-9					
54	2/6	New Jersey	4-1	W 23-22-9					
55	2/8	Chicago	1-3	L 23-23-9					
56	2/11	Los Angeles	3-2	W 24-23-9					
57	2/13	Boston	4-0	W 25-23-9					
58	2/15	Calgary	7-2	W 26-23-9					
59	2/17	@ Detroit	3-5	L 26-24-9					
60	2/19	@ Winnipeg	4-3	W 27-24-9					
61	2/22	Toronto	4-3	W 28-24-9					
62	2/23	@ Chicago	2-4	L 28-25-9					
63	2/25	@ Hartford	5-2	W 29-25-9					
64	2/27	Washington	7-3	W 30-25-9					
65	2/29	Detroit	2-3	L 30-26-9					
66	3/2	@ Vancouver	5-3	W 31-26-9					
67	3/6	@ Edmonton	3-5	L 31-27-9					
68	3/7	@ Calgary	1-5	L 31-28-9					
69	3/10	Minnesota	5-2	W 32-28-9					
70	3/12	Detroit	4-5	L 32-29-9					

PLAYER	GP	G	A	TP	+/	PIM	PP	SH	GW	S	%
Brett Hull	73	70	39	109	-2	48	20	5	9	408	17.2
Brendan Shanahan	80	33	36	69	-3	171	13	0	2	215	15.3
Adam Oates (STL)	54	10	59	69	-4	12	3	0	3	118	8.5
(BOS)	26	10	20	30	-5	10	3	0	1	73	13.7
(TOTALS)	80	20	79	99	-9	22	6	0	4	191	10.5
Nelson Emerson	79	23	36	59	-5	66	3	0	2	143	16.1
Jeff Brown	80	20	39	59	8	38	10	0	2	214	9.3
Ron Sutter	68	19	27	46	9	91	5	4	1	106	17.9
Dave Christian	78	20	24	44	2	41	1	3	3	142	14.1
Craig Janney (BOS)	53	12	39	51	1	20	3	0	1	90	13.3
(STL)	25	6	30	36	5	2	3	0	1	37	16.2
(TOTALS)	78	18	69	87	6	22	6	0	2	127	14.2
Paul Cavallini	66	10	25	35	7	95	3	1	2	164	6.1
Bob Bassen	79	7	25	32	12	167	0	0	1	101	6.9
Ron Wilson	64	12	17	29	10	46	5	2	2	100	12.0
Rich Sutter	77	9	16	25	7	107	0	1	3	113	8.0
Dave Lowry	75	7	13	20	-11	77	0	0	1	85	8.2
Garth Butcher	68	5	15	20	5	189	0	0	0	50	10.0
Rick Zombo (STL)	64	3	15	18	4	46	0	0	0	47	6.4
(DET)	3	0	0	0	-3	15	0	0	0	1	0.0
(TOTALS)	67	3	15	18	1	61	0	0	0	48	6.3
Gino Cavallini	48	9	7	16	-8	40	0	0	2	72	12.5
Michel Mongeau	36	3	12	15	-2	6	2	0	0	23	13.0
Lee Norwood (STL)	44	3	11	14	14	94	1	0	1	51	5.9
(HFD)	6	0	0	0	0	16	0	0	0	1	0.0
(TOTALS)	50	3	11	14	14	110	1	0	1	52	5.8
Murray Baron	67	3	8	11	-3	94	0	0	0	55	5.5
Curtis Joseph	60	0	9	9	0	12	0	0	0	0	0.0
Stephane Quintal (BOS)	49	4	10	14	-8	77	0	0	0	52	7.7
(STL)	26	0	6	6	-3	32	0	0	0	19	0.0
(TOTALS)	75	4	16	20	-11	109	0	0	0	71	5.6
Philippe Bozon	9	1	3	4	5	4	0	0	0	19	5.3
Darin Kimble	46	1	3	4	-3	166	0	0	0	12	8.3
Kelly Chase	46	1	2	3	-6	264	0	0	0	29	3.4
Curt Giles	13	1	1	2	-3	8	0	0	0	4	25.0
Bret Hedican	4	1	0	1	1	0	0	0	0	1	100
David Mackey	19	1	0	1	-4	49	0	0	1	12	8.3
Jason Marshall	2	1	0	1	0	4	0	0	0	2	50.0
Denny Felsner	3	0	1	1	0	0	0	0	0	2	0.0
Guy Hebert	13	0	1	1	0	0	0	0	0	0	0.0
Dominic Lavoie	6	0	1	1	-3	10	0	0	0	11	0.0
Mario Marois	17	0	1	1	-3	38	0	0	0	11	0.0
Rob Robinson	22	0	1	1	-4	8	0	0	0	9	0.0
Ron Hoover	1	0	0	0	0	0	0	0	0	1	0.0
Pat Jablonski	10	0	0	0	4	0	0	0	0	0	0.0
Vincent Riendeau	3	0	0	0	0	0	0	0	0	0	0.0
Randy Skarda	1	0	0	0	0	0	0	0	0	0	0.0

PLAYER	GP	W	L	T/O	GA	SA	SV%	GAA	SO	MIN
Curtis Joseph	60	27	20	10	175	1,953	0.910	3.01	2	3,494
Guy Hebert	13	5	5	1	36	393	0.908	2.93	0	738
Pat Jablonski	10	3	6	0	38	259	0.853	4.87	0	468
Vincent Riendeau (STL)	3	1	2	0	11	96	0.885	4.20	0	157
(DET)	2	2	0	0	2	31	0.935	1.38	0	87
(TOTALS)	5	3	2	0	13	127	0.898	3.20	0	244

# TEAM & INDIVIDUAL RESULTS RECORDS & STATS

## 1990-1991 GAME-BY-GAME (47-22-11, 105 pts, 2nd Norris Division)

#	DATE	VERSUS	SCORE	RECORD	#	DATE	VERSUS	SCORE	RECORD							
1	10/4	@ Minnesota	3-2	W	1-0-0	69	3/9	Calgary	4-8	L	40-19-10					
2	10/6	Chicago	2-5	L	1-1-0	70	3/10	Detroit	1-4	L	40-20-10					
3	10/9	Pittsburgh	4-3	W	2-1-0	71	3/14	Minnesota	2-2	T	40-20-11					
4	10/12	@ Vancouver	0-4	L	2-2-0	72	3/16	Chicago	2-3	L	40-21-11					
5	10/14	@ Los Angeles	1-4	L	2-3-0	73	3/17	@ Chicago	4-6	L	40-22-11					
6	10/16	@ Edmonton	5-2	W	3-3-0	74	3/19	@ Washington	2-1	W	41-22-11					
7	10/18	@ Calgary	4-3	W	4-3-0	75	3/21	@ Philadelphia	4-1	W	42-22-11					
8	10/20	Minnesota	2-2	T	4-3-1	76	3/23	@ N.Y. Islanders	3-2	W	43-22-11					
9	10/24	@ Toronto	8-3	W	5-3-1	77	3/25	@ Minnesota	5-4	W	44-22-11					
10	10/25	Toronto	8-5	W	6-3-1	78	3/28	N.Y. Islanders	3-0	W	45-22-11					
11	10/27	Montreal	3-0	W	7-3-1	79	3/30	Toronto	5-2	W	46-22-11					
12	10/30	@ Detroit	5-2	W	8-3-1	80	3/31	Minnesota	2-1	W	47-22-11					
13	11/1	@ Boston	2-3	OT L	8-4-1											
14	11/3	@ Hartford	4-1	W	9-4-1											
15	11/6	Edmonton	2-1	W	10-4-1											
16	11/8	@ Pittsburgh	3-2	W	11-4-1											
17	11/10	Detroit	6-1	W	12-4-1											
18	11/13	Quebec	4-2	W	13-4-1											
19	11/17	@ Minnesota	3-2	W	14-4-1											
20	11/18	@ Winnipeg	3-4	L	14-5-1											
21	11/20	Winnipeg	4-2	W	15-5-1											
22	11/23	@ Detroit	3-5	L	15-6-1											
23	11/24	Vancouver	3-3	T	15-6-2											
24	11/27	Toronto	3-4	L	15-7-2											
25	11/29	Los Angeles	4-4	T	15-7-3											
26	12/1	New Jersey	1-4	L	15-8-3											
27	12/2	@ Chicago	2-3	L	15-9-3											
28	12/7	@ Detroit	6-3	W	16-9-3											
29	12/8	Detroit	2-1	W	17-9-3											
30	12/11	Winnipeg	3-3	T	17-9-4											
31	12/13	Minnesota	4-2	W	18-9-4											
32	12/15	@ Toronto	4-2	W	19-9-4											
33	12/16	@ Buffalo	5-3	W	20-9-4											
34	12/20	Washington	3-3	T	20-9-5											
35	12/22	Chicago	5-0	W	21-9-5											
36	12/26	@ Chicago	6-6	T	21-9-6											
37	12/27	@ Toronto	4-6	L	21-10-6											
38	12/29	Philadelphia	1-3	L	21-11-6											
39	12/31	@ Pittsburgh	3-4	L	21-12-6											
40	1/3	Quebec	8-7	W	22-12-6											
41	1/5	N.Y. Rangers	2-3	OT L	22-13-6											
42	1/8	@ New Jersey	5-3	W	23-13-6											
43	1/9	@ N.Y. Rangers	3-2	W	24-13-6											
44	1/12	@ Quebec	4-4	T	24-13-7											
45	1/13	@ Montreal	3-1	W	25-13-7											
46	1/15	Washington	7-3	W	26-13-7											
47	1/17	Montreal	2-4	L	26-14-7											
48	1/22	@ Minnesota	3-7	L	26-15-7											
49	1/25	@ Detroit	9-4	W	27-15-7											
50	1/26	Detroit	5-4	OT W	28-15-7											
51	1/29	Buffalo	8-3	W	29-15-7											
52	1/31	Hartford	4-3	OT W	30-15-7											
53	2/2	New Jersey	5-4	W	31-15-7											
54	2/4	@ Toronto	5-6	OT L	31-16-7											
55	2/6	@ Buffalo	5-4	OT W	32-16-7											
56	2/9	Los Angeles	5-4	W	33-16-7											
57	2/12	@ Edmonton	4-2	W	34-16-7											
58	2/14	@ Vancouver	3-2	W	35-16-7											
59	2/17	@ Calgary	4-7	L	35-17-7											
60	2/19	Toronto	3-2	W	36-17-7											
61	2/21	N.Y. Islanders	7-2	W	37-17-7											
62	2/23	Boston	9-2	W	38-17-7											
63	2/24	@ Chicago	2-6	L	38-18-7											
64	2/26	Chicago	3-1	W	39-18-7											
65	2/28	N.Y. Rangers	4-4	T	39-18-8											
66	3/2	@ Philadelphia	4-4	T	39-18-9											
67	3/5	@ Hartford	4-1	W	40-18-9											
68	3/7	@ Boston	5-5	T	40-18-10											
PLAYER						GP	G	A	TP	+/-	PIM	PP	SHG	S	%	
Brett Hull						78	86	45	131	23	22	29	0	1	1389	22.1
Adam Oates						61	25	90	115	15	29	3	1	3	139	18.0
Jeff Brown						67	12	47	59	4	39	6	1	0	176	6.8
Geoff Courtnall						66	27	30	57	16	59	6	0	6	216	12.5
Rod Brind'Amour						78	17	32	49	2	93	4	0	3	169	10.1
Scott Stevens						78	5	44	49	23	150	1	0	1	160	3.1
Dave Lowry						79	19	21	40	19	168	0	2	5	123	15.4
Ron Wilson						73	10	27	37	-1	54	1	2	1	101	9.9
Paul Cavallini						67	10	25	35	19	89	3	0	1	116	8.6
Gino Cavallini						78	8	27	35	4	81	3	0	2	131	6.1
Bob Bossen						79	16	18	34	17	183	0	2	1	117	13.7
Cliff Ronning						48	14	18	32	2	10	5	0	2	81	17.3
Sergio Momesso						59	10	18	12	2	131	0	0	1	86	11.6
Rich Sutter						77	16	11	27	6	122	0	2	2	130	12.3
Glen Featherstone						68	5	15	20	19	204	1	0	1	59	8.5
Paul MacLean						37	6	11	17	-2	24	0	0	2	53	11.3
Mario Marois						64	2	14	16	17	81	0	0	0	59	3.4
Dan Quinn (VAN)						64	18	31	49	-28	46	8	0	3	157	11.5
(STL)						14	4	7	11	-5	20	4	0	2	26	15.4
(TOTALS)						78	22	38	60	-33	66	12	0	5	183	12.0
Steve Tuttle						20	3	6	9	2	2	0	0	0	16	18.8
Herb Raglan						32	3	3	6	4	52	0	1	29	10.3	
Tom Tilley						22	2	4	6	5	4	0	0	0	28	7.1
Harold Snepshts						54	1	4	5	3	50	0	1	33	3.0	
Rick Meagher						24	3	1	4	0	6	0	0	2	14	14.3
Robert Dirk						41	1	3	4	2	100	0	0	20	5.0	
Garth Butcher (VAN)						69	6	12	18	-18	257	1	0	1	70	8.6
(STL)						13	0	4	4	4	32	0	0	5	0	0.0
(TOTALS)						82	6	16	22	-14	289	1	0	1	75	8.0
David Bruce						12	1	2	3	1	14	0	0	0	23	4.3
Dominic Lavoie						6	1	2	3	4	2	0	0	0	11	9.1
Nelson Emerson						4	0	3	3	-2	2	0	0	0	3	0.0
Darin Kimble (QUE)						35	2	5	7	-5	114	0	0	14	14.3	
(STL)						26	1	1	2	2	128	0	0	1	14	7.1
(TOTALS)						61	3	6	9	-3	242	0	1	28	10.7	
Michel Mongeau						7	1	1	2	1	0	1	0	1	13	7.7
Vincent Riendeau						44	0	2	2	0	0	0	0	0	0	0.0
Kelly Chase						2	1	0	1	1	15	0	0	1	1	100
Pat Jablonski						8	0	1	1	0	0	0	0	0	0	0.0
Curtis Joseph						30	0	1	1	0	0	0	0	0	0	0.0
Gordie Roberts						3	0	1	1	-1	8	0	0	0	2	0.0
Dave Thomlinson						3	0	0	0	-3	0	0	0	0	0	0.0
PLAYER						GP	W	L	T/O	GA	SA	SV%	GAA	SO	MIN	
Vincent Riendeau						44	29	9	6	134	1,241	0.892	3.01	3	2,671	
Curtis Joseph						30	16	10	2	89	874	0.898	3.12	0	1,710	
Pat Jablonski						8	2	3	3	25	228	0.890	3.05	0	492	





# ST. LOUIS BLUES

## 1989-1990 GAME-BY-GAME (37-34-9, 83 pts, 2nd Norris Division)

#	DATE	VERSUS	SCORE	RECORD	#	DATE	VERSUS	SCORE	RECORD
1	10/5	@ Chicago	8-3	W	1	3/11	@ Chicago	6-4	W
2	10/7	Toronto	5-8	L	2	3/13	@ Washington	4-1	W
3	10/12	@ Minnesota	0-3	L	3	3/15	Vancouver	5-6	OT L
4	10/14	Chicago	2-1	W	4	3/17	Detroit	3-4	OT L
5	10/18	@ Pittsburgh	9-3	W	5	3/19	@ Calgary	2-5	L
6	10/19	Detroit	3-4	L	6	3/21	@ Edmonton	6-8	L
7	10/21	Los Angeles	4-6	L	7	3/24	@ Los Angeles	3-9	L
8	10/24	@ Philadelphia	1-6	L	8	3/27	Boston	0-3	L
9	10/26	Minnesota	4-1	W	9	3/29	Pittsburgh	5-4	W
10	10/28	Washington	1-0	W	10	3/31	Minnesota	3-6	L
11	10/31	@ Washington	1-1	T					
12	11/1	@ Hartford	5-3	W					
13	11/4	@ Quebec	5-2	W					
14	11/6	@ Montreal	3-3	T					
15	11/9	Montreal	1-1	T					
16	11/11	Pittsburgh	8-3	W					
17	11/15	@ Toronto	2-5	L					
18	11/16	@ Detroit	7-2	W					
19	11/18	@ Minnesota	0-3	L					
20	11/21	Minnesota	7-4	W					
21	11/23	@ Winnipeg	5-2	W					
22	11/25	Calgary	3-3	T					
23	11/28	Boston	1-5	L					
24	11/30	Hartford	3-5	L					
25	12/2	@ Boston	2-1	W					
26	12/3	@ Buffalo	3-4	L					
27	12/5	@ Detroit	2-2	T					
28	12/7	Toronto	2-5	L					
29	12/9	Vancouver	6-4	W					
30	12/11	@ Toronto	1-3	L					
31	12/13	@ N.Y. Rangers	3-1	W					
32	12/16	Edmonton	3-3	T					
33	12/18	@ Toronto	3-6	L					
34	12/20	@ Chicago	6-9	L					
35	12/23	@ New Jersey	2-3	L					
36	12/26	Chicago	8-3	W					
37	12/28	@ N.Y. Islanders	2-3	L					
38	12/30	Minnesota	3-2	W					
39	12/31	@ Minnesota	1-2	OT L					
40	1/2	Edmonton	4-6	L					
41	1/4	Philadelphia	5-4	OT W					
42	1/6	N.Y. Rangers	4-3	W					
43	1/9	@ Los Angeles	4-3	W					
44	1/12	@ Vancouver	5-2	W					
45	1/14	@ Winnipeg	5-6	L					
46	1/16	Calgary	2-5	L					
47	1/18	Toronto	1-4	L					
48	1/23	@ Detroit	6-3	W					
49	1/25	Hartford	3-2	W					
50	1/27	Winnipeg	3-3	T					
51	1/30	@ N.Y. Islanders	2-1	W					
52	1/31	@ N.Y. Rangers	2-2	T					
53	2/3	Detroit	4-2	W					
54	2/6	Toronto	6-4	W					
55	2/7	@ Toronto	1-7	L					
56	2/10	New Jersey	7-0	W					
57	2/11	Buffalo	4-2	W					
58	2/13	@ Minnesota	2-1	OT W					
59	2/15	Quebec	9-2	W					
60	2/17	Detroit	6-1	W					
61	2/20	Chicago	3-8	L					
62	2/22	Philadelphia	4-7	L					
63	2/24	@ Quebec	6-1	W					
64	2/25	@ Montreal	5-6	OT L					
65	2/27	Buffalo	4-1	W					
66	3/1	@ Chicago	6-4	W					
67	3/3	N.Y. Islanders	5-4	W					
68	3/6	@ New Jersey	1-2	L					
69	3/8	@ Detroit	2-3	L					
70	3/10	Chicago	2-2	T					

PLAYER	GP	G	A	TP	+	-	PIM	PP	SH	GW	S	%
Brett Hull	80	72	41	113	-1	24	27	0	12	385	18.7	
Adam Oates	80	23	79	102	9	30	6	2	3	168	13.7	
Peter Zezel	73	25	47	72	-9	30	7	0	3	158	15.8	
Paul MacLean	78	34	33	67	2	100	12	0	6	141	24.1	
Rod Brind'Amour	79	26	35	61	23	46	10	0	1	160	16.3	
Sergio Momesso	79	24	32	56	-15	199	4	0	4	182	13.2	
Paul Cavallini	80	8	39	47	38	106	2	1	0	135	5.9	
Jeff Brown	(STL)	48	10	28	38	-12	37	6	1	0	180	5.6
(QUE)	29	6	10	16	-14	18	2	0	3	104	5.8	
(TOTALS)	77	16	38	54	-26	55	8	1	3	284	5.6	
Gino Cavallini	80	15	15	30	-8	77	1	0	4	134	11.2	
Dave Lowry	78	19	6	25	1	75	0	2	1	98	19.4	
Rick Meagher	76	8	17	25	4	47	0	2	1	99	8.1	
Steve Tuttle	71	12	10	22	-6	4	1	1	1	92	13.0	
Ron Wilson	33	3	17	20	5	23	1	0	1	40	7.5	
Tony Hrkac	(STL)	28	5	12	17	1	8	1	0	41	12.2	
(QUE)	22	4	8	12	-5	2	0	0	0	29	13.8	
(TOTALS)	50	9	20	29	-4	2	2	0	0	70	12.9	
Gordie Roberts	75	3	14	17	-12	140	0	0	0	56	5.4	
Mike Lalor	78	0	16	16	-6	81	0	0	0	79	0.0	
Glen Featherstone	58	0	12	12	-1	145	0	0	0	34	0.0	
Michel Mongeau	7	1	5	6	4	2	0	0	0	2	50.0	
Randy Skarda	25	0	5	5	2	11	0	0	0	8	0.0	
Tom Tilley	34	0	5	5	10	6	0	0	0	19	0.0	
Kelly Chase	43	1	3	4	-1	244	0	0	0	9	11.1	
Dave Thomlinson	19	1	2	3	-4	12	0	0	0	17	5.9	
Rich Sutter	(VAN)	62	9	9	18	-1	133	0	1	1	100	9.0
(STL)	12	2	0	2	-2	22	0	0	0	22	9.1	
(TOTALS)	74	11	9	20	-3	155	0	1	1	122	9.0	
Brian Benning	7	1	1	2	-3	2	0	0	0	8	12.5	
Robert Dirk	37	1	1	2	9	128	0	0	0	14	7.1	
Dominic Lavoie	13	1	1	2	-5	16	1	0	0	20	5.0	
Keith Osborne	5	0	2	2	-2	8	0	0	0	4	0.0	
Curtis Joseph	15	0	1	1	0	0	0	0	0	0	0.0	
Adrien Plavsic	4	0	1	1	3	2	0	0	0	1	0.0	
Herb Raglan	11	0	1	1	-5	21	0	0	0	13	0.0	
Harold Snepsts(VAN)	39	1	3	4	3	26	1	0	1	13	7.7	
(STL)	7	1	1	1	-4	10	0	0	0	2	0.0	
(TOTALS)	46	1	4	5	-1	36	1	0	1	15	6.7	
Jim Vesey	6	0	1	1	-3	0	0	0	0	3	0.0	
Doug Evans	3	0	0	0	0	0	0	0	0	1	0.0	
Todd Ewen	3	0	0	0	-2	11	0	0	0	3	0.0	
Pat Jablonski	4	0	0	0	0	0	0	0	0	0	0.0	
Greg Millen	21	0	0	0	0	0	0	0	0	0	0.0	
Dave Richter	2	0	0	0	-2	0	0	0	0	3	0.0	
Vincent Riendeau	43	0	0	0	0	6	0	0	0	0	0.0	
Tony Twist	28	0	0	0	-2	124	0	0	0	2	0.0	

PLAYER	GP	W	L	T	GA	SA	SV%	GAA	SO	MIN
Vincent Riendeau	43	17	19	5	149	1,271	0.883	3.50	1	2,551
Greg Millen (STL)	21	11	7	3	61	556	0.890	2.94	1	1,245
(QUE)	18	3	14	1	95	648	0.853	5.28	0	1,080
(CHI)	10	5	4	1	32	267	0.880	3.34	0	575
(TOTALS)	49	19	25	5	188	1,471	0.872	3.89	1	2,900
Curtis Joseph	15	9	5	1	48	435	0.890	3.38	0	852
Pat Jablonski	4	0	3	0	17	98	0.827	4.90	0	208

# TEAM & INDIVIDUAL RESULTS RECORDS & STATS

## 1988-1989 GAME-BY-GAME (33-35-12, 78 pts, 2nd Norris Division)

#	DATE	VERSUS	SCORE	RECORD	#	DATE	VERSUS	SCORE	RECORD
1	10/6	@ Minnesota	8-3	W	69	3/11	Minnesota	2-2	T
2	10/8	N.Y. Rangers	2-4	L	70	3/12	@ Minnesota	3-5	L
3	10/12	@ Toronto	4-2	W	71	3/14	Chicago	3-2	W
4	10/14	@ Detroit	8-8	OT T	72	3/16	@ Philadelphia	4-3	OT W
5	10/15	@ Pittsburgh	2-9	L	73	3/18	Detroit	3-2	W
6	10/20	Chicago	2-0	W	74	3/20	@ N.Y. Rangers	4-7	L
7	10/22	Boston	2-5	L	75	3/22	@ Buffalo	2-1	W
8	10/27	Pittsburgh	4-3	W	76	3/25	@ Hartford	0-4	L
9	10/29	Toronto	3-2	W	77	3/27	@ Detroit	3-2	W
10	11/2	@ Edmonton	4-5	L	78	3/30	Quebec	4-3	OT W
11	11/3	@ Calgary	1-6	L	79	4/1	Toronto	4-3	OT W
12	11/5	@ Quebec	5-2	W					
13	11/7	@ Montreal	3-3	T					
14	11/10	Minnesota	5-5	T					
15	11/12	Quebec	4-3	W					
16	11/15	New Jersey	2-4	L					
17	11/17	@ Philadelphia	3-1	W					
18	11/19	Vancouver	2-3	L					
19	11/21	@ Toronto	0-4	L					
20	11/24	Edmonton	2-4	L					
21	11/26	Winnipeg	4-4	T					
22	11/29	@ Washington	3-4	L					
23	12/1	N.Y. Islanders	8-0	W					
24	12/3	Toronto	3-0	W					
25	12/6	Minnesota	3-0	W					
26	12/8	Montreal	1-5	L					
27	12/10	@ Minnesota	3-1	W					
28	12/11	@ Chicago	2-5	L					
29	12/13	@ New Jersey	3-4	L					
30	12/15	Hartford	3-3	T					
31	12/17	Chicago	4-0	W					
32	12/19	@ Toronto	3-4	L					
33	12/20	@ Detroit	3-6	L					
34	12/22	Detroit	4-4	T					
35	12/26	@ Chicago	4-1	W					
36	12/28	@ Winnipeg	2-6	L					
37	12/30	Minnesota	5-5	T					
38	12/31	@ Minnesota	2-6	L					
39	1/2	@ Boston	7-8	L					
40	1/4	@ Detroit	2-4	L					
41	1/7	Philadelphia	7-4	W					
42	1/12	@ Los Angeles	4-7	L					
43	1/15	@ Vancouver	1-2	L					
44	1/17	Los Angeles	5-2	W					
45	1/19	N.Y. Rangers	0-5	L					
46	1/21	Chicago	4-2	W					
47	1/25	@ Hartford	3-3	T					
48	1/26	@ Boston	2-4	L					
49	1/28	Washington	4-4	T					
50	1/31	Winnipeg	5-3	W					
51	2/2	Buffalo	7-3	W					
52	2/3	@ Pittsburgh	3-3	T					
53	2/5	@ Chicago	5-4	W					
54	2/9	Calgary	3-5	L					
55	2/11	N.Y. Islanders	5-0	W					
56	2/12	@ Buffalo	2-5	L					
57	2/14	Washington	3-5	L					
58	2/16	@ N.Y. Islanders	3-7	L					
59	2/18	Montreal	2-4	L					
60	2/21	@ Vancouver	0-2	L					
61	2/24	@ Calgary	3-4	L					
62	2/25	@ Edmonton	3-5	L					
63	2/27	@ Toronto	7-5	W					
64	3/2	Los Angeles	6-4	W					
65	3/4	Detroit	4-5	OT L					
66	3/5	@ Chicago	3-3	T					
67	3/7	New Jersey	6-2	W					
68	3/9	Toronto	4-1	W					

PLAYER	GP	G	A	TP	+/-	PIM	PP	SH	GW	S	S%
Brett Hull	78	41	43	84	-17	33	16	0	6	305	13.4
Bernie Federko	66	22	45	67	-20	54	9	0	6	115	19.1
Cliff Ronning	64	24	31	55	3	18	16	0	1	150	16.0
Peter Zehl (STL)	52	17	36	53	-1	27	5	1	4	115	14.8
(PHI)	26	4	13	17	-13	15	0	0	0	34	11.8
(TOTALS)	78	21	49	70	-14	45	5	1	4	149	14.1
Greg Paslawski	75	26	26	52	8	18	8	0	3	179	14.5
Tony Hrkac	70	17	28	45	-10	8	5	0	1	133	12.8
Gino Cavallini	74	20	23	43	2	79	1	0	4	153	13.1
Tony McKegney	71	25	17	42	-1	58	7	0	2	154	16.2
Brian Benning	66	8	26	34	-23	102	3	0	1	91	8.8
Rick Meagher	78	15	14	29	9	53	0	1	1	109	13.8
Sergio Momesso	53	9	17	26	-1	139	0	0	0	81	11.1
Gordie Roberts	77	7	24	26	7	90	0	0	0	52	3.8
Steve Tuttle	53	12	13	25	3	6	0	1	3	82	15.9
Paul Cavallini	65	4	20	24	25	128	0	0	0	93	4.3
Tom Tilley	70	1	22	23	1	47	0	0	0	77	1.3
Doug Evans	53	7	12	19	3	81	0	1	0	48	14.6
Herb Raglan	50	7	10	17	-8	144	0	1	0	86	8.1
Mike Bullard (PHI)	54	23	26	49	1	60	8	0	3	137	16.8
(STL)	20	4	12	16	1	46	2	0	0	52	7.7
(TOTALS)	74	27	38	65	2	106	10	0	3	189	14.3
Mike Lalor (STL)	36	1	14	15	15	54	0	1	0	40	2.5
(MTL)	12	1	4	5	-1	15	0	0	1	12	8.3
(TOTALS)	48	2	18	20	14	69	0	0	2	52	3.8
Gaston Gingras	52	3	10	13	1	6	2	0	0	98	31
Todd Ewen	34	4	5	9	4	171	0	0	0	22	18.2
Craig Coxie	41	0	7	7	3	127	0	0	0	15	0.0
Dave Lowry	21	3	3	6	1	11	0	1	0	22	13.6
Dale Richter	66	1	5	6	-21	99	0	0	0	23	4.3
Jim Vesey	5	1	1	2	-1	7	0	0	0	5	20.0
Glen Featherstone	18	0	2	2	-3	22	0	0	0	9	0.0
Robert Dirk	9	0	1	1	-3	11	0	0	0	7	0.0
Vincent Riendeau	32	0	1	1	0	4	0	0	0	0	0.0
Tim Bothwell	22	0	0	0	4	14	0	0	0	10	0.0
Dominic Lavoie	1	0	0	0	2	0	0	0	0	1	0.0
Greg Millen	52	0	0	0	0	4	0	0	0	0	0.0

PLAYER	GP	W	L	T/O	GA	SA	SV%	GAA	SO	MIN
Greg Millen	52	22	20	7	170	1,411	0.880	3.38	6	3,019
Vincent Riendeau	32	11	15	5	108	836	0.871	3.52	0	1,842





## TEAM & INDIVIDUAL RESULTS RECORDS & STATS

## 1986-1987 GAME-BY-GAME (32-33-15, 79 pts, 1st Norris Division)

#	DATE	VERSUS	SCORE			RECORD					
69	3/12	@ Boston	4-6		L	27-29-13					
70	3/14	Washington	3-3		T	27-29-14					
71	3/18	@ Pittsburgh	4-5		L	27-30-14					
72	3/21	New Jersey	6-7		L	27-31-14					
73	3/23	@ Minnesota	8-5		W	28-31-14					
74	3/25	@ Chicago	4-4		T	28-31-15					
75	3/27	@ N.Y. Rangers	4-6		L	28-32-15					
76	3/29	@ New Jersey	4-1		W	29-32-15					
77	3/31	N.Y. Islanders	3-4		L	29-33-15					
78	4/2	Buffalo	5-3		W	30-33-15					
79	4/4	Minnesota	4-1		W	31-33-15					
80	4/5	@ Detroit	3-2		W	32-33-15					
PLAYER	GP	G	A	TP	+	PIM	PP	SH	GW	S	%
Doug Gilmour	80	42	63	105	-2	58	17	1	2	207	20.3
Bernie Federko	80	20	52	72	-25	32	9	0	3	130	15.4
Mark Hunter	74	36	33	69	-19	167	12	0	4	178	20.2
Greg Paslawski	76	29	35	64	1	27	5	1	7	204	14.2
Brian Benning	78	13	36	49	2	110	7	0	2	144	9.0
Gino Cavallini	80	18	26	44	4	54	4	0	2	161	11.2
Rick Meagher	80	18	21	39	-9	54	2	2	1	170	10.6
Rob Ramage	59	11	28	39	-12	108	6	0	3	160	6.9
Ron Flockhart	60	16	19	35	-9	12	2	0	2	101	15.8
Doug Wickenheiser	80	13	15	28	-22	37	5	2	1	131	9.9
Ric Nattress	73	6	22	28	-34	24	2	0	0	133	4.5
Cliff Ronning	42	11	14	25	-1	6	2	0	2	68	16.2
Mark Reeds	68	9	16	25	-20	16	1	0	0	106	8.5
Tim Bothwell (STL)	72	5	16	21	-14	46	0	0	1	75	6.7
(HFD)	4	1	0	1	-5	0	0	0	0	3	33.3
(TOTALS)	76	6	16	22	-19	46	0	1	78	7.7	
Jocelyn Lemieux	53	10	8	18	1	94	1	0	1	48	20.8
Herb Raglan	62	6	10	16	6	159	0	0	0	58	10.3
Bruce Bell	45	3	13	16	3	18	1	0	0	50	6.0
Doug Evans	53	3	13	16	2	91	0	0	0	51	5.9
Charlie Bourgeois	66	2	12	14	16	164	0	1	54	3.7	
Jim Pavese	69	2	9	11	-21	127	0	0	0	45	4.4
Brian Sutter	14	3	3	6	-5	18	3	0	0	22	13.3
Pat Hughes	43	1	5	6	-6	26	0	0	0	30	3.3
Michael Dark	13	2	0	2	0	2	0	0	0	4	50.0
Todd Ewen	23	2	0	2	-1	84	0	0	0	11	18.2
Greg Millen	42	0	2	2	0	12	0	0	0	0	0.0
Dave Barr	2	0	0	0	1	0	0	0	0	3	0.0
Mike Posavad	2	0	0	0	1	0	0	0	0	0	0.0
Larry Trader	5	0	0	0	-5	8	0	0	0	3	0.0
Rick Wamsley	41	0	0	0	0	10	0	0	0	0	0.0
PLAYER	GP	W	L	T/O	GA	SA	SV%	GAA	SO	MIN	
Rick Wamsley	41	17	15	6	142	1,212	0.883	3.54	0	2,410	
Greg Millen	42	15	18	9	146	1,152	0.873	3.53	0	2,482	



# ST. LOUIS BLUES

## 1985-1986 GAME-BY-GAME (37-34-9, 83 pts, 3rd Norris Division)

#	DATE	VERSUS	SCORE	RECORD
1	10/12	@ Vancouver	4-3 W	1-0-0
2	10/13	@ Edmonton	3-6 L	1-1-0
3	10/16	@ Calgary	2-1 W	2-1-0
4	10/19	New Jersey	4-3 W	3-1-0
5	10/22	@ Minnesota	4-5 L	3-2-0
6	10/23	Minnesota	4-4 T	3-2-1
7	10/26	N.Y. Islanders	2-5 L	3-3-1
8	10/29	@ Washington	3-6 L	3-4-1
9	11/2	Detroit	5-5 T	3-4-2
10	11/3	@ Winnipeg	4-3 W	4-4-2
11	11/6	@ Detroit	2-4 L	4-5-2
12	11/8	@ Buffalo	4-5 L	4-6-2
13	11/9	@ Toronto	2-2 T	4-6-3
14	11/12	Toronto	4-3 W	5-6-3
15	11/14	Quebec	5-3 W	6-6-3
16	11/16	Vancouver	6-5 W	7-6-3
17	11/20	@ Winnipeg	1-3 L	7-7-3
18	11/21	@ Minnesota	4-2 W	8-7-3
19	11/23	Chicago	3-7 L	8-8-3
20	11/26	Toronto	5-1 W	9-8-3
21	11/29	@ Detroit	3-5 L	9-9-3
22	11/30	Minnesota	4-3 W	10-9-3
23	12/4	Buffalo	3-6 L	10-10-3
24	12/5	@ Washington	2-3 L	10-11-3
25	12/7	Detroit	5-4 W	11-11-3
26	12/10	Edmonton	7-3 W	12-11-3
27	12/11	@ Toronto	4-6 L	12-12-3
28	12/14	@ N.Y. Islanders	2-2 T	12-12-4
29	12/15	@ New Jersey	3-2 W	13-12-4
30	12/17	Winnipeg	8-6 W	14-12-4
31	12/20	Calgary	5-2 W	15-12-4
32	12/26	Chicago	9-6 W	16-12-4
33	12/28	Boston	1-5 L	16-13-4
34	12/31	Pittsburgh	4-8 L	16-14-4
35	1/4	Philadelphia	2-1 W	17-14-4
36	1/6	@ Montreal	2-9 L	17-15-4
37	1/7	@ Quebec	4-7 L	17-16-4
38	1/9	@ Boston	7-2 W	18-16-4
39	1/11	Los Angeles	4-4 T	18-16-5
40	1/12	@ N.Y. Rangers	2-2 T	18-16-5
41	1/15	Toronto	10-1 W	19-16-6
42	1/16	@ Minnesota	3-4 L	19-17-6
43	1/18	Pittsburgh	2-5 L	19-18-6
44	1/21	@ Los Angeles	3-6 L	19-19-6
45	1/23	@ Los Angeles	4-3 W	20-19-6
46	1/25	Philadelphia	0-1 L	20-20-6
47	1/29	Edmonton	5-5 T	20-20-7
48	1/31	@ Detroit	6-4 W	21-20-7
49	2/1	Detroit	4-3 W	22-20-7
50	2/5	N.Y. Rangers	4-3 W	23-20-7
51	2/6	@ Philadelphia	3-4 L	23-21-7
52	2/8	@ Toronto	2-3 L	23-22-7
53	2/11	Hartford	4-4 T	23-22-8
54	2/13	Minnesota	5-3 W	24-22-8
55	2/15	Boston	5-1 W	25-22-8
56	2/16	@ Chicago	2-4 L	25-23-8
57	2/18	Detroit	5-4 W	26-23-8
58	2/20	@ N.Y. Rangers	2-3 L	26-24-8
59	2/22	@ Pittsburgh	5-3 W	27-24-8
60	2/23	@ Hartford	8-2 W	28-24-8
61	2/25	Calgary	1-4 L	28-25-8
62	3/1	Chicago	6-3 W	29-25-8
63	3/2	@ Chicago	4-6 L	29-26-8
64	3/4	@ Quebec	6-3 W	30-26-8
65	3/6	@ Montreal	7-4 W	31-26-8
66	3/8	Vancouver	7-3 W	32-26-8
67	3/9	@ Chicago	2-4 L	32-27-8
68	3/11	Buffalo	3-2 W	33-27-8

#	DATE	VERSUS	SCORE	RECORD
69	3/13	Minnesota	2-3 L	33-28-8
70	3/15	Washington	4-5 L	33-29-8
71	3/17	@ Minnesota	5-6 L	33-30-8
72	3/19	Hartford	2-5 L	33-31-8
73	3/20	@ Detroit	3-2 W	34-31-8
74	3/22	Montreal	3-2 W	35-31-8
75	3/25	@ N.Y. Islanders	2-0 W	36-31-8
76	3/27	@ New Jersey	0-1 L	36-32-8
77	3/29	@ Toronto	1-4 L	36-33-8
78	4/1	Toronto	2-2 T	36-33-9
79	4/5	Chicago	7-5 W	37-33-9
80	4/6	@ Chicago	1-3 L	37-34-9

PLAYER	GP	G	A	TP	+/	PIM	PP	SH	GW	S	%
Bernie Federko	80	34	68	102	10	34	16	0	2	167	20.4
Mark Hunter	78	44	30	74	15	171	11	2	3	204	21.6
Ron Flockhart	79	22	45	67	8	26	5	2	3	199	11.1
Rob Ramage	77	10	56	66	18	171	7	0	2	227	4.4
Doug Gilmour	74	25	28	53	-3	41	2	1	5	183	13.7
Joe Mullen	48	28	24	52	-7	10	0	9	4	142	19.7
Dave Barr	72	13	38	51	11	70	0	0	2	106	12.3
Brian Sutter	44	19	23	42	-12	87	8	0	1	92	20.7
Kevin LaVallee	64	18	20	38	8	8	7	0	2	129	14.0
Mark Reeds	78	10	28	38	11	28	0	0	2	108	9.3
Greg Paslawski	56	22	11	33	-12	18	1	1	2	150	14.7
Rick Meagher	79	11	19	30	-1	28	0	3	3	109	10.1
Lee Norwood	71	5	24	29	7	134	2	0	1	111	4.5
Ric Nattress	78	4	20	24	-8	52	1	0	2	124	3.2
Bruce Bell	75	2	18	20	2	43	2	0	0	96	2.1
Doug Wickenheiser	36	8	11	19	11	16	0	2	2	53	15.1
Eddy Beers	33	11	10	21	-3	8	4	0	1	83	13.3
(STL)	24	7	11	18	-3	24	4	0	0	53	13.2
(TOTALS)	57	18	21	39	-6	32	8	0	1	136	13.2
Gino Cavallini (STL)	30	6	5	11	-2	36	1	0	0	44	13.6
(CGY)	27	7	7	14	-7	26	4	0	0	51	13.7
(TOTALS)	57	13	12	25	-9	62	5	0	0	95	13.7
Jim Pavese	69	4	7	11	-3	116	1	0	0	51	7.8
Charlie Bourgeois (STL)	31	2	7	9	9	116	1	0	1	34	5.9
(CGY)	29	5	5	10	9	128	0	0	3	30	16.7
(TOTALS)	60	7	12	19	18	244	1	0	1	64	10.9
Denis Cyr	31	3	4	7	-11	2	0	0	0	21	14.3
Kent Carlson (STL)	26	2	3	5	2	42	0	0	0	14	14.3
(MTL)	2	0	0	0	0	0	0	0	0	0	0.0
(TOTALS)	28	2	3	5	2	42	0	0	0	14	14.3
Terry Johnson	49	0	4	4	-6	87	0	0	0	21	0.0
Rik Wilson	32	0	4	4	-9	48	0	0	0	45	0.0
Normand Baron	23	2	0	2	-7	39	0	0	0	13	15.4
Doug Evans	13	1	0	1	0	2	0	0	0	12	8.3
Darrell May	3	0	1	1	0	2	0	0	0	0	0.0
Greg Millen	36	0	1	1	0	8	0	0	0	0	0.0
Shawn Evans	7	0	0	0	-1	2	0	0	0	1	0.0
Mike Posavad	6	0	0	0	-1	0	0	0	0	2	0.0
Herb Raglan	7	0	0	0	-3	5	0	0	0	4	0.0
Rick Wamsley	42	0	0	0	0	2	0	0	0	0	0.0

PLAYER	GP	W	L	T/O	GA	SA	SV%	GAA	SO	MIN
Rick Wamsley	42	22	16	3	144	1,354	0.894	3.43	1	2,517
Greg Millen	36	14	16	6	129	1,140	0.887	3.57	1	2,168
Darrell May	3	1	2	0	13	86	0.849	4.24	0	184

# TEAM & INDIVIDUAL RESULTS RECORDS & STATS

## 1984-1985 GAME-BY-GAME (37-31-12, 86 pts, 1st Norris Division)

#	DATE	VERSUS	SCORE	RECORD
1	10/11	@ Calgary	4-2 W	1-0-0
2	10/12	@ Edmonton	1-5 L	1-1-0
3	10/14	@ Los Angeles	5-2 W	2-1-0
4	10/17	@ Chicago	3-4 L	2-2-0
5	10/20	New Jersey	8-3 W	3-2-0
6	10/24	Boston	1-4 L	3-3-0
7	10/25	@ Philadelphia	2-7 L	3-4-0
8	10/27	Chicago	4-5 L	3-5-0
9	10/31	Toronto	6-5 OT W	4-5-0
10	11/3	Calgary	5-2 W	5-5-0
11	11/6	@ N.Y. Islanders	3-6 L	5-6-0
12	11/8	@ Pittsburgh	6-2 W	6-6-0
13	11/9	@ Philadelphia	0-6 L	6-7-0
14	11/11	@ Boston	1-1 OT T	6-7-1
15	11/14	Quebec	3-7 L	6-8-1
16	11/16	Quebec	4-2 W	7-8-1
17	11/20	@ Vancouver	5-1 W	8-8-1
18	11/23	@ Calgary	3-1 W	9-8-1
19	11/24	@ Edmonton	6-7 L	9-9-1
20	11/27	@ Vancouver	6-1 W	10-9-1
21	11/30	@ Detroit	5-3 W	11-9-1
22	12/1	Detroit	10-5 W	12-9-1
23	12/4	Winnipeg	2-2 OT T	12-9-2
24	12/5	@ Pittsburgh	4-7 L	12-10-2
25	12/8	Toronto	3-3 OT T	12-10-3
26	12/11	Washington	3-3 OT T	12-10-4
27	12/13	@ New Jersey	4-4 OT T	12-10-5
28	12/15	Edmonton	2-8 L	12-11-5
29	12/17	@ Toronto	3-2 W	13-11-5
30	12/19	Minnesota	4-1 W	14-11-5
31	12/22	@ Washington	5-7 L	14-12-5
32	12/23	@ Buffalo	2-3 L	14-13-5
33	12/26	Chicago	4-3 W	15-13-5
34	12/29	N.Y. Islanders	1-5 L	15-14-5
35	12/30	@ N.Y. Rangers	2-6 L	15-15-5
36	1/3	Montreal	2-2 OT T	15-15-6
37	1/5	Philadelphia	3-6 L	15-16-6
38	1/6	@ Chicago	3-2 W	16-16-6
39	1/9	Washington	2-4 L	16-17-6
40	1/10	@ Minnesota	5-3 W	17-17-6
41	1/12	N.Y. Rangers	4-4 OT T	17-17-7
42	1/16	@ Minnesota	4-4 OT T	17-17-8
43	1/18	@ Winnipeg	6-2 W	18-17-8
44	1/19	@ Toronto	1-6 L	18-18-8
45	1/21	@ Detroit	6-3 W	19-18-8
46	1/25	Los Angeles	6-3 W	20-18-8
47	1/26	Los Angeles	3-7 L	20-19-8
48	1/29	Winnipeg	6-6 OT T	20-19-9
49	1/31	Detroit	3-2 W	21-19-9
50	2/2	Chicago	5-1 W	22-19-9
51	2/3	@ Chicago	6-4 W	23-19-9
52	2/6	Vancouver	4-0 W	24-19-9
53	2/7	@ Detroit	5-5 OT T	24-19-10
54	2/9	Minnesota	4-2 W	25-19-10
55	2/14	Toronto	5-3 W	26-19-10
56	2/16	Minnesota	6-4 W	27-19-10
57	2/19	Montreal	2-5 L	27-20-10
58	2/20	@ Detroit	2-3 L	27-21-10
59	2/22	@ Buffalo	4-1 W	28-21-10
60	2/24	@ Hartford	3-2 W	29-21-10
61	2/27	Buffalo	3-1 W	30-21-10
62	3/2	Chicago	4-4 OT T	30-21-11
63	3/3	@ Chicago	2-5 L	30-22-11
64	3/5	Toronto	7-2 W	31-22-11
65	3/7	Pittsburgh	5-1 W	32-22-11
66	3/9	@ Minnesota	1-4 L	32-23-11
67	3/10	Detroit	6-2 W	33-23-11
68	3/12	N.Y. Islanders	5-6 L	33-24-11

#	DATE	VERSUS	SCORE	RECORD
69	3/16	Hartford	0-5 L	33-25-11
70	3/18	@ Toronto	3-4 OT L	33-26-11
71	3/20	@ Hartford	2-3 L	33-27-11
72	3/21	@ Boston	1-1 OT T	33-27-12
73	3/23	Minnesota	4-2 W	34-27-12
74	3/27	@ Toronto	2-4 L	34-28-12
75	3/28	@ Montreal	1-5 L	34-29-12
76	3/30	@ Quebec	1-3 L	34-30-12
77	4/2	New Jersey	8-4 W	35-30-12
78	4/4	N.Y. Rangers	4-5 L	35-31-12
79	4/6	@ Minnesota	4-3 W	36-31-12
80	4/7	Detroit	6-5 OT W	37-31-12

PLAYER	GP	G	A	TP	+/	PIM	PP	SH	GW	S	%
Bernie Federko	76	30	73	103	5	27	6	0	3	174	17.2
Joe Mullen	79	40	52	92	-10	6	13	0	4	252	15.9
Brian Sutter	77	37	37	74	1	121	14	0	7	181	20.4
Doug Gilmour	78	21	36	57	13	49	3	1	3	162	13.0
Jorgen Pettersson	75	23	32	55	8	20	8	0	3	180	12.8
Doug Wickendenheiser	68	23	20	43	9	36	1	2	3	155	14.8
Greg Paslawski	72	22	42	62	6	21	7	0	2	159	9.8
Mark Redds	80	9	30	39	8	25	0	1	4	98	13.2
Rob Ramage	80	7	31	38	-7	178	1	0	0	285	2.5
Dave Barr	75	16	18	34	5	32	2	0	1	75	21.3
Kevin LaVallee	38	15	17	32	2	8	2	0	1	68	12.1
Craig Levie	61	6	23	29	2	33	2	0	1	94	6.4
Tim Bothwell	79	4	22	26	27	62	1	0	0	102	3.9
Rick Wilson	51	8	16	24	14	39	3	0	0	85	9.4
Pat Hickey	57	10	13	23	-4	32	0	3	1	53	18.9
Perry Anderson	71	9	9	18	2	146	0	1	0	86	10.5
Gilbert Delorme	74	2	12	14	7	53	1	0	0	85	2.4
Mark Johnson (HFD)	49	19	28	47	-24	21	0	0	2	107	17.8
(STL)	17	4	6	10	-2	2	2	0	0	36	11.1
(TOTALS)	66	23	34	57	-26	23	12	0	2	143	16.1
Denis Cyr	5	5	3	8	1	0	0	0	1	12	41.7
Jim Pavese	51	2	5	7	-4	-69	0	0	1	27	7.4
Perry Johnson	74	0	7	7	-13	120	0	0	0	41	0.0
Alain Lemieux	19	4	2	6	2	0	0	0	1	11	36.4
Dwight Schofield	43	1	4	5	-4	184	0	0	0	14	7.1
Luc Dufour (QUE)	30	2	3	5	-5	27	0	0	0	18	11.1
(STL)	23	1	3	4	-8	18	0	0	0	38	2.6
(TOTALS)	53	3	6	9	-13	45	0	0	0	56	5.4
Brian Benning	4	0	2	2	-6	0	0	0	0	1	0.0
Perry Ganchar	7	0	2	2	0	0	0	0	0	4	0.0
Mike Liut	32	0	1	1	0	4	0	0	0	0	0.0
Redd Wamsley	40	0	1	1	0	0	0	0	0	0	0.0
Rich Heinz	2	0	0	0	0	0	0	0	0	0	0.0
Greg Heiney (HFD)	44	0	0	0	0	4	0	0	0	0	0.0
(STL)	10	0	0	0	0	0	0	0	0	0	0.0
(TOTALS)	54	0	0	0	0	4	0	0	0	0	0.0



# ST. LOUIS BLUES

## 1983-1984 GAME-BY-GAME (32-41-7, 71 pts, 2nd Norris Division)

#	DATE	VERSUS	SCORE	RECORD
1	10/4	Pittsburgh	5-3 W	1-0-0
2	10/5	@ Chicago	3-4 L	1-1-0
3	10/8	Chicago	4-1 W	2-1-0
4	10/11	Vancouver	3-2 W	3-1-0
5	10/13	Los Angeles	7-4 W	4-1-0
6	10/15	N.Y. Rangers	6-5 W	5-1-0
7	10/19	@ Detroit	2-4 L	5-2-0
8	10/22	Chicago	2-1 W	6-2-0
9	10/25	@ Vancouver	1-7 L	6-3-0
10	10/26	@ Calgary	4-5 L	6-4-0
11	10/29	Boston	2-3 L	6-5-0
12	11/1	Detroit	2-3 L	6-6-0
13	11/3	@ Boston	5-9 L	6-7-0
14	11/5	Philadelphia	7-6 W	7-7-0
15	11/8	@ Los Angeles	5-5 T	7-7-1
16	11/10	@ Los Angeles	2-6 L	7-8-1
17	11/12	@ Minnesota	2-5 L	7-9-1
18	11/15	Montreal	2-5 L	7-10-1
19	11/16	@ Chicago	3-4 L	7-11-1
20	11/19	@ Pittsburgh	4-4 T	7-11-2
21	11/22	Toronto	7-4 W	8-11-2
22	11/23	@ Detroit	0-3 L	8-12-2
23	11/26	Edmonton	8-6 W	9-12-2
24	11/29	N.Y. Islanders	5-5 T	9-12-3
25	12/2	@ Buffalo	6-7 L	9-13-3
26	12/3	@ Hartford	2-7 L	9-14-3
27	12/6	Buffalo	8-2 W	10-14-3
28	12/7	@ Toronto	4-3 W	11-14-3
29	12/10	Detroit	8-3 W	12-14-3
30	12/13	Chicago	4-1 W	13-14-3
31	12/14	@ Minnesota	4-4 T	13-14-4
32	12/17	@ Montreal	3-6 L	13-15-4
33	12/20	Minnesota	2-5 L	13-16-4
34	12/21	@ Toronto	4-5 L	13-17-4
35	12/23	@ Winnipeg	3-6 L	13-18-4
36	12/26	@ Chicago	1-3 L	13-19-4
37	12/27	@ New Jersey	5-4 OT W	14-19-4
38	12/29	Toronto	3-1 W	15-19-4
39	12/31	Pittsburgh	2-0 W	16-19-4
40	1/3	Toronto	8-3 W	17-19-4
41	1/5	@ Washington	1-5 L	17-20-4
42	1/7	@ Montreal	0-5 L	17-21-4
43	1/8	@ Toronto	5-2 W	18-21-4
44	1/10	Vancouver	2-0 W	19-21-4
45	1/12	Boston	2-6 L	19-22-4
46	1/14	Minnesota	2-4 L	19-23-4
47	1/17	Calgary	2-2 T	19-23-5
48	1/18	@ N.Y. Rangers	2-6 L	19-24-5
49	1/20	@ New Jersey	4-3 OT W	20-24-5
50	1/21	Buffalo	1-2 L	20-25-5
51	1/24	Toronto	6-3 W	21-25-5
52	1/27	Minnesota	8-10 L	21-26-5
53	1/29	@ N.Y. Rangers	2-3 L	21-27-5
54	2/2	@ N.Y. Islanders	5-2 W	22-27-5
55	2/4	Hartford	3-7 L	22-28-5
56	2/7	Calgary	1-2 L	22-29-5
57	2/11	Chicago	1-1 T	22-29-6
58	2/15	@ Detroit	4-3 W	23-29-6
59	2/16	@ Philadelphia	2-5 L	23-30-6
60	2/18	Washington	2-4 L	23-31-6
61	2/19	@ Chicago	5-6 L	23-32-6
62	2/21	Edmonton	5-6 L	23-33-6
63	2/23	@ N.Y. Islanders	1-5 L	23-34-6
64	2/25	@ Quebec	3-3 T	23-34-7
65	2/26	@ Quebec	0-5 L	23-35-7
66	2/28	Minnesota	5-2 W	24-35-7
67	2/29	@ Minnesota	7-5 W	25-35-7
68	3/3	Philadelphia	4-3 W	26-35-7

#	DATE	VERSUS	SCORE	RECORD
69	3/6	Detroit	1-3 L	26-36-7
70	3/8	@ Detroit	3-6 L	26-37-7
71	3/10	New Jersey	6-5 OT W	27-37-7
72	3/13	Hartford	2-0 W	28-37-7
73	3/15	Detroit	5-3 W	29-37-7
74	3/17	Quebec	4-6 L	29-38-7
75	3/18	@ Washington	5-3 W	30-38-7
76	3/20	Winnipeg	9-3 W	31-38-7
77	3/24	@ Edmonton	7-1 W	32-38-7
78	3/26	@ Minnesota	3-4 L	32-39-7
79	3/30	@ Winnipeg	1-2 L	32-40-7
80	3/31	@ Toronto	4-6 L	32-41-7

PLAYER	GP	G	A	TP	+/-	PIM	PP	SH	GW	S	%
Bernie Federko	79	41	66	107	-3	43	14	0	4	197	20.8
Joe Mullen	80	41	44	85	-8	19	13	0	6	228	18.0
Brian Sutter	76	32	81	83	-6	162	14	2	3	193	16.6
Jorgen Pettersson	77	28	34	62	-2	29	7	0	7	212	13.2
Rob Ramage	80	15	45	60	-11	121	9	0	3	266	5.6
Doug Gilmour	80	25	28	53	6	57	3	1	1	157	15.9
Guy Chouinard	64	12	34	46	-15	10	4	0	2	117	10.3
Wayne Babych	70	13	29	42	1	52	3	0	0	115	11.3
Doug Wickenheiser (STL)	46	7	21	28	10	19	2	0	1	118	5.9
(MTL)	27	5	5	10	1	6	0	0	1	26	19.2
(TOTALS)	73	12	26	38	11	25	2	0	2	144	8.3
Mark Reeds	65	11	14	25	-3	23	3	1	0	72	15.3
Perry Turnbull	32	14	8	22	-2	81	1	0	0	84	16.7
Pat Hickey	69	9	11	20	-3	24	0	0	1	78	11.5
Rik Wilson	48	7	11	18	4	53	2	0	1	72	9.7
Andre Dore	55	3	12	15	3	58	0	0	1	51	5.9
Tim Bothwell	62	2	13	15	22	65	1	0	0	59	3.4
Greg Paslawski (STL)	34	8	6	14	4	17	1	0	0	36	22.2
(MTL)	26	1	4	5	-5	4	0	0	0	27	3.7
(TOTALS)	60	9	10	19	-1	21	1	0	0	63	14.3
Jack Carlson	58	6	8	14	9	95	0	0	0	35	17.1
Dwight Schofield	70	4	10	14	-3	219	0	0	1	48	8.3
Perry Anderson	50	7	5	12	-13	195	0	0	1	49	14.3
Blake Dunlop	17	1	10	11	-1	4	0	0	0	18	5.6
Dave Pichette (STL)	23	0	11	11	-5	6	0	0	0	37	0.0
(QUE)	23	2	7	9	2	12	0	0	0	34	5.9
(TOTALS)	46	2	18	20	-3	18	0	0	0	71	2.8
Alain Lemieux	17	4	5	9	0	6	1	0	0	14	28.6
Terry Johnson	65	2	6	8	5	143	0	0	0	38	5.3
Jack Brownschidle	51	1	7	8	-21	19	1	0	0	50	2.0
Gilbert Delorme (STL)	44	0	5	5	-7	41	0	0	0	68	0.0
(MTL)	27	2	7	9	-4	8	0	0	0	37	5.4
(TOTALS)	71	2	12	14	-11	49	0	0	0	105	1.9
Mike Liut	58	0	4	4	0	0	0	0	0	0	0.0
Larry Patey	17	0	1	1	-12	8	0	0	0	9	0.0
Jim Pavese	4	0	0	1	-1	19	0	0	0	1	0.0
Dave Barr (NYR)	6	0	0	0	0	2	0	0	0	9	0.0
(STL)	1	0	0	0	-1	0	0	0	0	0	0.0
(TOTALS)	7	0	0	0	-1	2	0	0	0	9	0.0
Perry Ganchar	1	0	0	0	1	0	0	0	0	0	0.0
Rick Heinz	22	0	0	0	0	4	0	0	0	0	0.0
Ralph Klassen	5	0	0	0	-5	0	0	0	0	5	0.0
Michel Larocque	5	0	0	0	0	2	0	0	0	0	0.0
John Markell	2	0	0	0	-4	0	0	0	0	0	0.0

PLAYER	GP	W	L	T/O	GA	SA	SV%	GAA	SO	MIN
Mike Liut	58	25	29	4	197	1,697	0.884	3.45	3	3,425
Rick Heinz	22	7	7	3	80	539	0.852	4.29	0	1,118
Michel Larocque	5	0	5	0	31	164	0.811	6.20	0	300

# TEAM & INDIVIDUAL RESULTS RECORDS & STATS

## 1982-1983 GAME-BY-GAME (25-40-15, 65 pts, 4th Norris Division)

#	DATE	VERSUS	SCORE	RECORD
1	10/6	@ Detroit	2-1 W	1-0-0
2	10/7	Toronto	3-2 W	2-0-0
3	10/9	Minnesota	3-6 L	2-1-0
4	10/13	@ Chicago	4-6 L	2-2-0
5	10/14	Winnipeg	2-5 L	2-3-0
6	10/16	Detroit	6-0 W	3-3-0
7	10/18	@ Minnesota	3-4 L	3-4-0
8	10/20	@ Pittsburgh	5-3 W	4-4-0
9	10/23	Chicago	5-4 W	5-4-0
10	10/24	@ Buffalo	2-6 L	5-5-0
11	10/27	@ Detroit	4-5 L	5-6-0
12	10/30	Washington	5-6 L	5-7-0
13	11/2	Detroit	4-2 W	6-7-0
14	11/5	@ Washington	4-3 W	7-7-0
15	11/6	Toronto	3-3 T	7-7-1
16	11/9	@ N.Y. Islanders	1-4 L	7-8-1
17	11/10	@ N.Y. Rangers	4-5 L	7-9-1
18	11/13	Hartford	2-5 L	7-10-1
19	11/14	@ Boston	3-7 L	7-11-1
20	11/16	New Jersey	7-2 W	8-11-1
21	11/20	Detroit	2-2 T	8-11-2
22	11/21	@ Philadelphia	1-3 L	8-12-2
23	11/23	Montreal	1-1 T	8-12-3
24	11/26	@ Buffalo	6-8 L	8-13-3
25	11/27	Pittsburgh	5-3 W	9-13-3
26	11/30	N.Y. Islanders	2-3 L	9-14-3
27	12/2	Minnesota	3-6 L	9-15-3
28	12/4	@ Los Angeles	3-6 L	9-16-3
29	12/5	@ Vancouver	3-6 L	9-17-3
30	12/7	@ Edmonton	2-3 L	9-18-3
31	12/9	@ Calgary	7-2 W	10-18-3
32	12/11	Vancouver	1-3 L	10-19-3
33	12/14	Winnipeg	3-4 L	10-20-3
34	12/15	@ Toronto	4-2 W	11-20-3
35	12/18	Hartford	7-4 W	12-20-3
36	12/21	@ Detroit	5-5 T	12-20-4
37	12/23	Toronto	7-3 W	13-20-4
38	12/26	@ Chicago	4-7 L	13-21-4
39	12/28	Boston	0-3 L	13-22-4
40	12/29	@ Pittsburgh	6-5 W	14-22-4
41	1/1	Philadelphia	1-4 L	14-23-4
42	1/4	Chicago	2-4 L	14-24-4
43	1/5	@ Minnesota	3-3 T	14-24-5
44	1/8	Washington	3-3 T	14-24-6
45	1/11	Edmonton	5-7 L	14-25-6
46	1/14	@ Winnipeg	4-2 W	15-25-6
47	1/17	@ Toronto	4-4 T	15-25-7
48	1/18	@ Quebec	1-3 L	15-26-7
49	1/20	@ New Jersey	3-3 T	15-26-8
50	1/22	Calgary	6-7 L	15-27-8
51	1/25	Minnesota	4-4 T	15-27-9
52	1/27	@ Minnesota	3-3 T	15-27-10
53	1/29	Los Angeles	4-2 W	16-27-10
54	2/1	Chicago	0-5 L	16-28-10
55	2/2	@ Detroit	4-3 W	17-28-10
56	2/5	N.Y. Rangers	2-2 T	17-28-11
57	2/10	@ Philadelphia	2-5 L	17-29-11
58	2/12	New Jersey	5-1 W	18-29-11
59	2/14	Buffalo	6-4 W	19-29-11
60	2/16	@ Toronto	3-6 L	19-30-11
61	2/17	Toronto	3-6 L	19-31-11
62	2/19	Quebec	4-4 T	19-31-12
63	2/22	@ Vancouver	3-6 L	19-32-12
64	2/25	@ Edmonton	5-5 T	19-32-13
65	2/26	@ Calgary	2-7 L	19-33-13
66	3/1	Los Angeles	7-2 W	20-33-13
67	3/2	@ Minnesota	4-4 T	20-33-14
68	3/5	Montreal	5-6 L	20-34-14

#	DATE	VERSUS	SCORE	RECORD
69	3/8	N.Y. Islanders	6-0 W	21-34-14
70	3/9	@ Toronto	2-5 L	21-35-14
71	3/12	Detroit	2-1 W	22-35-14
72	3/15	Quebec	5-3 W	23-35-14
73	3/16	@ Chicago	1-4 L	23-36-14
74	3/19	Minnesota	3-3 T	23-36-15
75	3/22	@ Hartford	4-1 W	24-36-15
76	3/24	@ Boston	6-7 L	24-37-15
77	3/26	@ Montreal	5-6 L	





# ST. LOUIS BLUES

## 1981-1982 GAME-BY-GAME (32-40-8, 72 pts, 3rd Norris Division)

#	DATE	VERSUS	SCORE	RECORD	#	DATE	VERSUS	SCORE	RECORD
1	10/6	Pittsburgh	6-2	W	74	3/21	@ N.Y. Rangers	5-8	L
2	10/10	Calgary	4-6	L	75	3/25	@ Toronto	3-4	L
3	10/15	@ Detroit	3-6	L	76	3/26	@ Winnipeg	4-4	T
4	10/17	Chicago	7-3	W	77	3/28	@ Chicago	8-3	W
5	10/18	@ N.Y. Rangers	3-5	L	78	3/30	Toronto	5-3	W
6	10/20	Boston	3-4	L	79	4/3	Chicago	4-7	L
7	10/22	@ Minnesota	5-5	T	80	4/4	@ Detroit	3-2	W
8	10/24	Philadelphia	3-6	L					
9	10/25	@ Chicago	4-4	T					
10	10/27	Toronto	7-5	W					
11	10/28	@ Buffalo	2-6	L					
12	10/31	Los Angeles	5-4	W					
13	11/4	@ Quebec	2-6	L					
14	11/5	@ Montreal	3-4	L					
15	11/7	Calgary	4-2	W					
16	11/10	@ Calgary	7-0	W					
17	11/12	@ Los Angeles	2-5	L					
18	11/14	@ Colorado	4-2	W					
19	11/17	Edmonton	1-5	L					
20	11/18	@ Pittsburgh	1-6	L					
21	11/21	Winnipeg	1-1	T					
22	11/22	@ Winnipeg	4-5	L					
23	11/24	Montreal	2-2	T					
24	11/26	@ N.Y. Islanders	2-9	L					
25	11/30	Colorado	4-2	W					
26	12/1	Detroit	7-5	W					
27	12/5	Pittsburgh	3-1	W					
28	12/6	@ Philadelphia	2-8	L					
29	12/9	@ Hartford	1-5	L					
30	12/10	@ Boston	3-2	W					
31	12/12	@ Quebec	6-4	W					
32	12/15	Minnesota	4-2	W					
33	12/19	Vancouver	5-0	W					
34	12/20	@ Winnipeg	4-5	L					
35	12/22	Buffalo	3-2	W					
36	12/26	@ Minnesota	3-6	L					
37	12/27	@ Chicago	4-3	W					
38	12/29	Hartford	6-1	W					
39	12/30	@ Toronto	6-4	W					
40	1/2	Philadelphia	3-5	L					
41	1/5	Minnesota	4-1	W					
42	1/8	@ Colorado	1-7	L					
43	1/9	Washington	7-4	W					
44	1/13	Quebec	2-4	L					
45	1/16	Chicago	8-6	W					
46	1/19	@ Vancouver	5-4	W					
47	1/20	@ Edmonton	6-8	L					
48	1/23	Toronto	6-2	W					
49	1/26	Edmonton	4-6	L					
50	1/28	Minnesota	8-3	W					
51	1/30	@ Los Angeles	4-7	L					
52	2/2	Winnipeg	10-6	W					
53	2/3	@ Chicago	5-9	L					
54	2/6	Hartford	2-4	L					
55	2/7	@ Detroit	5-8	L					
56	2/10	N.Y. Rangers	3-3	T					
57	2/13	Vancouver	2-3	L					
58	2/16	Buffalo	1-2	L					
59	2/18	@ Montreal	3-5	L					
60	2/20	@ Toronto	5-8	L					
61	2/23	Toronto	3-2	W					
62	2/25	@ Washington	1-9	L					
63	2/27	Detroit	6-2	W					
64	2/28	@ Winnipeg	2-5	L					
65	3/2	Boston	2-2	T					
66	3/3	@ Washington	4-8	L					
67	3/6	Detroit	5-1	W					
68	3/8	@ Minnesota	1-8	L					
69	3/9	N.Y. Islanders	4-6	L					
70	3/13	Minnesota	2-3	L					
71	3/16	Winnipeg	3-7	L					
72	3/18	@ Detroit	7-4	W					
73	3/20	@ N.Y. Islanders	3-3	T					

# TEAM & INDIVIDUAL RESULTS RECORDS & STATS

## 1980-1981 GAME-BY-GAME (45-18-17, 107 pts, 1st Smythe Division)

#	DATE	VERSUS	SCORE	RECORD	#	DATE	VERSUS	SCORE	RECORD
1	10/9	Hartford	8-6	W	69	3/11	@ Quebec	5-5	T
2	10/11	Philadelphia	1-5	L	70	3/12	@ Montreal	3-4	L
3	10/14	@ N.Y. Islanders	5-5	T	71	3/14	Detroit	5-3	W
4	10/15	@ N.Y. Rangers	2-1	W	72	3/18	@ Toronto	2-6	L
5	10/18	Boston	3-2	W	73	3/21	@ Washington	3-3	T
6	10/21	Montreal	4-3	W	74	3/22	@ Buffalo	6-5	W
7	10/22	@ Pittsburgh	3-9	L	75	3/24	N.Y. Islanders	3-5	L
8	10/24	@ Washington	3-2	W	76	3/28	Buffalo	7-4	W
9	10/25	Washington	3-3	T	77	3/31	@ Minnesota	3-6	L
10	10/28	N.Y. Rangers	5-4	W	78	4/2	Los Angeles	6-4	W
11	10/29	@ Minnesota	2-2	T	79	4/4	Minnesota	0-5	L
12	11/1	Calgary	2-3	L	80	4/5	@ Winnipeg	5-5	T
13	11/2	@ Chicago	5-3	W					
14	11/5	Hartford	6-1	W					
15	11/8	@ Calgary	2-4	L					
16	11/9	@ Edmonton	6-4	W					
17	11/11	@ Vancouver	8-2	W					
18	11/14	@ Colorado	1-5	L					
19	11/15	@ Los Angeles	5-3	W					
20	11/18	N.Y. Islanders	2-7	L					
21	11/22	Detroit	6-2	W					
22	11/25	Buffalo	5-3	W					
23	11/26	@ Toronto	6-4	W					
24	11/28	@ Winnipeg	1-1	T					
25	11/29	Calgary	9-3	W					
26	12/2	Quebec	5-2	W					
27	12/6	Winnipeg	5-2	W					
28	12/9	Minnesota	4-1	W					
29	12/11	Chicago	2-5	L					
30	12/13	Colorado	4-4	W					
31	12/14	@ Philadelphia	9-5	L					
32	12/17	@ Quebec	1-4	L					
33	12/18	@ Boston	7-3	W					
34	12/20	Winnipeg	5-2	W					
35	12/23	Pittsburgh	6-3	W					
36	12/27	@ Los Angeles	4-4	T					
37	12/28	@ Vancouver	3-2	W					
38	12/30	Toronto	5-3	W					
39	1/3	Vancouver	6-3	W					
40	1/6	Quebec	6-3	W					
41	1/8	@ Philadelphia	5-5	T					
42	1/10	Los Angeles	6-6	T					
43	1/12	@ Hartford	5-2	W					
44	1/14	@ Pittsburgh	3-6	L					
45	1/17	Edmonton	7-6	W					
46	1/21	@ Hartford	6-6	T					
47	1/22	@ Boston	3-7	L					
48	1/24	Chicago	4-2	W					
49	1/27	Pittsburgh	7-1	W					
50	1/31	Philadelphia	2-3	L					
51	2/1	@ Detroit	4-1	W					
52	2/3	Edmonton	3-3	T					
53	2/5	Toronto	8-4	W					
54	2/7	Vancouver	9-2	W					
55	2/8	@ Buffalo	3-3	T					
56	2/12	@ Montreal	3-3	T					
57	2/14	@ N.Y. Islanders	1-1	T					
58	2/15	@ N.Y. Rangers	5-4	W					
59	2/17	@ Calgary	5-2	W					
60	2/18	@ Edmonton	2-9	L					
61	2/21	Colorado	4-1	W					
62	2/24	Montreal	2-2	T					
63	2/25	@ Detroit	3-2	W					
64	2/28	Washington	7-4	W					
65	3/1	@ Chicago	4-4	T					
66	3/3	Boston	4-2	W					
67	3/7	N.Y. Rangers	7-0	W					
68	3/8	@ Buffalo	7-2	W					

PLAYER	GP	G	A	TP	+/	PIM	PP	SH	GW	S	%
Bernie Federko	78	31	73	104	9	47	9	2	4	170	18.2
Wayne Babych	78	54	42	96	14	93	14	0	7	306	17.6
Blake Dunlop	80	20	67	87	16	40	6	0	2	134	14.9
Jorgen Pettersson	62	37	36	73	14	24	8	0	5	172	21.5
Brian Sutter	78	35	34	69	12	232	17	0	4	203	17.2
Mike Zuke	74	24	44	68	15	57	10	1	1	145	16.6
Perry Turnbull	75	34	22	56	15	209	5	0	5	209	16.3
Tony Currie	61	23	32	55	32	38	2	0	4	112	20.5
Blair Chapman	55	20	26	46	3	41	5	0	3	114	17.5
Larry Patey	80	22	23	45	2	107	0	8	3	125	17.6
Rick Lapointe	80	8	25	33	36	124	0	0	3	84	9.5
Joe Micheletti	63	4	27	31	12	53	3	0	1	102	3.9
Jack Brownschidle	71	5	23	28	5	12	3	1	1	96	5.2
Mike Crombeen	66	9	14	23	1	58	0	1	1	91	9.9
Bill Stewart	60	2	21	23	19	114	0	0	0	62	3.2
Ed Kea	74	3	18	21	15	60	0	0	0	59	5.1
Ralph Klassen	66	6	12	18	-5	23	0	1	0	65	9.2
Craig Norwich (STL)	23	4	12	16	1	14	3	0	1	64	6.3
(COL)	11	3	11	14	4	10	1	0	0	23	13.0
(TOTALS)	34	7	23	30	5	24	4	0	1	87	8.0
Gerry Hart (STL)	63	4	11	15	9	132	0	0	0	44	9.1
(QUE)	6	0	0	0	-2	10	0	0	0	6	0.0
(TOTALS)	69	4	11	15	7	142	0	0	0	50	8.0
Bryan Maxwell	40	3	10	13	7	137	0	0	0	35	8.6
Hartland Monahan	25	4	2	6	2	4	0	2	0	32	12.5
Ed Staniowski	19	0	2	2	0	0	0	0	0	0	0.0
Rick Heinz	4	0	1	1	0	0	0	0	0	0	0.0
Bob Hess	4	0	0	0	-3	4	0	0	0	3	0.0
Dick Lamby	1	0	0	0	-1	0	0	0	0	2	0.0
Chuck Lefley	2	0	0	0	0	0	0	0	0	1	0.0
Mike Liut	61	0	0	0	0	0	0	0	0	0	0.0
Paul MacLean	1	0	0	0	1	0	0	0	0	1	0.0

PLAYER	GP	W	L	T/O	GA	GAA	SO	MIN
--------	----	---	---	-----	----	-----	----	-----





# ST. LOUIS BLUES

# TEAM & INDIVIDUAL RESULTS RECORDS & STATS

## 1979-1980 GAME-BY-GAME (34-34-12, 80 pts, 2nd Smythe Division)

#	DATE	VERSUS	SCORE	RECORD	#	DATE	VERSUS	SCORE	RECORD		
1	10/9	@ Vancouver	5-2	W	1-0-0	69	3/15	@ N.Y. Islanders	2-6	L	29-29-11
2	10/11	@ Colorado	3-3	T	1-0-1	70	3/16	@ N.Y. Rangers	2-5	L	29-30-11
3	10/13	@ Los Angeles	3-5	L	1-1-1	71	3/18	Boston	3-3	T	29-30-12
4	10/17	Vancouver	1-5	L	1-2-1	72	3/20	@ Atlanta	4-8	L	29-31-12
5	10/20	Buffalo	3-2	W	2-2-1	73	3/22	Washington	6-2	W	30-31-12
6	10/23	Boston	5-5	T	2-2-2	74	3/24	@ Hartford	7-5	W	31-31-12
7	10/24	@ Minnesota	2-5	L	2-3-2	75	3/26	@ Washington	2-4	L	31-32-12
8	10/27	Atlanta	0-3	L	2-4-2	76	3/27	@ Boston	1-7	L	31-33-12
9	10/28	@ Winnipeg	2-2	T	2-4-3	77	3/29	N.Y. Rangers	3-4	L	31-34-12
10	10/30	Edmonton	2-1	W	3-4-3	78	4/1	Chicago	5-2	W	32-34-12
11	11/1	@ Philadelphia	1-3	L	3-5-3	79	4/5	Winnipeg	6-0	W	33-34-12
12	11/3	Los Angeles	4-1	W	4-5-3	80	4/6	@ Chicago	5-4	W	34-34-12
13	11/7	Toronto	4-7	L	4-6-3						
14	11/10	@ Montreal	5-3	W	5-6-3						
15	11/11	@ Quebec	1-4	L	5-7-3						
16	11/13	Montreal	2-5	L	5-8-3						
17	11/14	@ Toronto	2-7	L	5-9-3						
18	11/17	Philadelphia	3-3	T	5-9-4						
19	11/18	@ N.Y. Rangers	3-5	L	5-10-4						
20	11/20	N.Y. Islanders	6-3	W	6-10-4						
21	11/21	@ Pittsburgh	2-5	L	6-11-4						
22	11/24	Colorado	4-3	W	7-11-4						
23	11/25	@ Chicago	3-6	L	7-12-4						
24	11/27	Quebec	4-2	W	8-12-4						
25	11/29	@ Montreal	2-3	L	8-13-4						
26	12/1	N.Y. Rangers	0-2	L	8-14-4						
27	12/4	Winnipeg	2-4	L	8-15-4						
28	12/6	@ Quebec	2-5	L	8-16-4						
29	12/8	Washington	5-1	W	9-16-4						
30	12/11	Pittsburgh	3-3	T	9-16-5						
31	12/15	Minnesota	1-3	L	9-17-5						
32	12/18	Montreal	5-3	W	10-17-5						
33	12/21	@ Atlanta	5-1	W	11-17-5						
34	12/22	Atlanta	3-7	L	11-18-5						
35	12/26	Chicago	3-3	T	11-18-6						
36	12/27	@ Detroit	3-2	W	12-18-6						
37	12/29	Hartford	3-0	W	13-18-6						
38	1/3	Vancouver	6-2	W	14-18-6						
39	1/5	@ N.Y. Islanders	1-3	L	14-19-6						
40	1/8	Los Angeles	6-3	W	15-19-6						
41	1/10	@ Boston	7-4	W	16-19-6						
42	1/12	Quebec	8-2	W	17-19-6						
43	1/13	@ Philadelphia	1-1	T	17-19-7						
44	1/15	Minnesota	2-1	W	18-19-7						
45	1/16	@ Minnesota	3-7	L	18-20-7						
46	1/19	@ Colorado	3-1	W	19-20-7						
47	1/22	Philadelphia	1-3	L	19-21-7						
48	1/26	Colorado	4-4	T	19-21-8						
49	1/27	@ Winnipeg	6-6	T	19-21-9						
50	1/29	Edmonton	3-2	W	20-21-9						
51	1/30	@ Pittsburgh	4-3	W	21-21-9						
52	2/2	Detroit	0-3	L	21-22-9						
53	2/3	@ Detroit	4-2	W	22-22-9						
54	2/6	@ Edmonton	6-3	W	23-22-9						
55	2/9	Buffalo	3-2	W	24-22-9						
56	2/11	@ Buffalo	2-4	L	24-23-9						
57	2/14	@ Los Angeles	6-4	W	25-23-9						
58	2/17	@ Edmonton	5-5	T	25-23-10						
59	2/19	@ Vancouver	3-1	W	26-23-10						
60	2/23	N.Y. Islanders	2-3	L	26-24-10						
61	2/26	Toronto	5-2	W	27-24-10						
62	2/29	@ Hartford	0-3	L	27-25-10						
63	3/1	Hartford	3-6	L	27-26-10						
64	3/3	Pittsburgh	5-1	W	28-26-10						
65	3/5	@ Washington	5-7	L	28-27-10						
66	3/8	Detroit	2-2	T	28-27-11						
67	3/9	@ Buffalo	4-9	L	28-28-11						
68	3/12	@ Toronto	3-2	W	29-28-11						

PLAYER	GP	G	A	TP	+/-	PIM	PPSH	GW	S	%	
Bernie Federko	79	38	56	94	3	24	7	0	4	184	20.7
Mike Zuke	69	22	42	64	-2	30	6	1	1	172	12.8
Wayne Babych	59	26	35	61	11	49	7	3	3	159	16.4
Brian Sutter	71	23	35	58	3	156	6	0	1	173	13.3
Blair Chapman(STL)	63	25	26	51	-5	28	7	0	6	124	20.2
(PIT)	1	0	0	0	0	0	0	0	0	1	0.0
(TOTALS)	64	25	26	51	-5	28	7	0	6	125	20.0
Blake Dunlop	72	18	27	45	-6	28	8	0	2	101	17.8
Jack Brownschidle	77	12	34	46	8	3	0	2	130	9.2	
Perry Turnbull	80	16	19	35	-11	124	3	0	1	139	11.5
Larry Patey	78	17	17	34	-18	76	0	3	3	144	11.8
Tony Currie	40	19	14	33	9	4	2	0	3	70	27.1
Ralph Klassen	80	9	16	25	-19	10	0	3	100	9.0	
Rick Lapointe	80	6	19	25	-24	87	0	0	1	113	5.3
Mike Crombeen	71	10	12	22	-14	20	1	0	2	98	10.2
Ed Kea	69	3	16	19	9	79	0	0	1	73	4.1
Joe Micheletti	54	2	16	18	-5	29	2	0	0	68	2.9
Hartland Monahan	72	5	12	17	-22	36	1	1	0	93	5.4
Chuck Leffley	28	6	6	12	5	0	0	0	3	37	16.2
Bryan Maxwell	57	1	11	12	-13	112	0	0	0	34	2.9
Neil Komadoski	49	0	12	12	-22	52	0	0	0	22	0.0
Terry Harper	11	1	5	6	5	6	0	0	0	14	7.1
Floyd Thomson	11	2	3	5	-1	18	0	0	0	13	15.4
Bobby Simpson	18	2	2	4	-2	0	0	0	0	20	10.0
Rick Bowness	10	1	2	3	-2	11	0	0	4	25.0	0.0
Don Laurence	20	1	2	3	-7	8	0	0	1	35	2.9
Len Frig	7	0	2	2	-5	4	0	0	0	12	0.0
Bob Crawford	8	1	0	1	-6	2	0	0	0	12	8.3
Dick Lamby	12	0	1	1	-7	10	0	0	0	12	0.0
Bob Stewart (PIT)	65	3	7	10	-27	52	0	0	0	53	5.7
(STL)	10	0	1	1	-1	4	0	0	0	7	0.0
(TOTALS)	75	3	8	11	-28	56	0	0	0	60	5.0
Larry Giroux (HFD)	47	2	5	7	1	44	0	0	0	63	3.2
(STL)	3	0	0	0	-3	4	0	0	0	6	0.0
(TOTALS)	50	2	5	7	-2	48	0	0	0	69	2.9
Doug Grant	1	0	0	0	0	0	0	0	0	0	0.0
Mike Liut	64	0	0	0	0	2	0	0	0	0	0.0
Ed Staniowski	22	0	0	0	0	2	0	0	0	0	0.0

PLAYER	GP	W	L	T/O	GA	GAA	SO	MIN
Mike Liut	64	32	23	9	194	3.18	2	3,661
Ed Staniowski	22	2	11	3	80	4.33	0	1,108
Doug Grant	1	0	0	0	1	1.94	0	31

## 1978-1979 GAME-BY-GAME (18-50-12, 48 pts, 3rd Smythe Division)

#	DATE	VERSUS	SCORE	RECORD	#	DATE	VERSUS	SCORE	RECORD									
1	10/11	@ Detroit	5-4	W	1-0-0	69	3/17	Detroit	1-3	L	17-42-10							
2	10/13	@ Vancouver	4-8	L	1-1-0	70	3/18	@ Philadelphia	3-5	L	17-43-10							
3	10/14	@ Los Angeles	2-6	L	1-2-0	71	3/21	@ Vancouver	1-1	T	17-43-11							
4	10/17	Vancouver	8-6	W	2-2-0	72	3/22	@ Los Angeles	3-3	T	17-43-12							
5	10/20	@ Colorado	5-5	T	2-2-1	73	3/25	@ Atlanta	2-8	L	17-44-12							
6	10/21	Colorado	3-4	L	2-3-1	74	3/26	Buffalo	2-4	L	17-45-12							
7	10/24	Boston	2-7	L	2-4-1	75	3/29	@ Montreal	2-5	L	17-46-12							
8	10/25	@ Pittsburgh	6-6	T	2-4-2	76	3/31	Philadelphia	2-4	L	17-47-12							
9	10/28	Buffalo	7-7	T	2-4-3	77	4/1	@ Colorado	5-9	L	17-48-12							
10	10/31	Atlanta	2-5	L	2-5-3	78	4/3	Pittsburgh	2-3	L	17-49-12							
11	11/1	@ Minnesota	1-9	L	2-6-3	79	4/7	Chicago	4-1	W	18-49-12							
12	11/4	Chicago	5-5	T	2-6-4	80	4/8	@ Chicago	2-3	L	18-50-12							
13	11/5	@ Chicago	1-3	L	2-7-4													
14	11/7	Toronto	0-5	L	2-8-4													
15	11/11	Colorado	5-3	W	3-8-4													
16	11/14	Los Angeles	2-4	L	3-9-4													
17	11/16	@ Buffalo	2-6	L	3-10-4													
18	11/18	@ Toronto	1-3	L	3-11-4													
19	11/19	@ Boston	2-5	L	3-12-4													
20	11/21	Washington	3-4	L	3-13-4													
21	11/22	@ Washington	3-1	W	4-13-4													
22	11/24	@ Atlanta	1-4	L	4-14-4													
23	11/25	Detroit	4-0	W	5-14-4													
24	11/28	Vancouver	3-6	L	5-15-4													
25	11/30	@ Philadelphia	0-3	L	5-16-4													
26	12/2	Washington	5-2	W	6-16-4													
27	12/6	@ N.Y. Rangers	4-7	L	6-17-4													
28	12/7	@ N.Y. Islanders	1-7	L	6-18-4													
29	12/9	Chicago	2-4	L	6-19-4													
30	12/12	Montreal	0-6	L	6-20-4													
31	12/13	@ Pittsburgh	0-3	L	6-21-4													
32	12/16	N.Y. Islanders	2-2	T	6-21-5													
33	12/17	@ Philadelphia	1-4	L	6-22-5													
34	12/19	Atlanta	7-4	W	7-22-5													
35	12/21	@ N.Y. Islanders	1-5	L	7-23-5													
36	12/23	Toronto	1-6	L	7-24-5													
37	12/26	Minnesota	4-6	L	7-25-5													
38	12/27	@ Chicago	3-4	L	7-26-5													
39	12/30	Philadelphia	6-3	W	8-26-5													
40	1/2	@ Colorado	2-4	L	8-27-5													
41	1/3	Minnesota	3-3	T	8-27-6													
42	1/6	Colorado	1-4	L	8-28-6													
43	1/9	N.Y. Rangers	3-5	L	8-29-6													
44	1/11	Vancouver	3-4	L	8-30-6													
45	1/13	Vancouver	3-3	T	8-30-7													
46	1/16	Boston	5-2	W	9-30-7													
47	1/18	@ Boston	0-4	L	9-31-7													
48	1/20	N.Y. Rangers	3-2	W	10-31-7													
49	1/23	Montreal	3-6	L	10-32-7													
50	1/26	@ Vancouver	1-4	L	10-33-7													
51	1/28	@ Chicago	7-2	W	11-33-7													
52	1/30	Los Angeles	7-1	W	12-33-7													
53	1/31	@ Toronto	1-5	L	12-34-7													
54	2/3	Colorado	6-3	W	13-34-7													
55	2/4	@ Buffalo	1-3	L	13-35-7													
56	2/13	Vancouver	3-3	T	13-35-8													
57	2/17	Chicago	1-5	L	13-36-8													
58	2/18	Atlanta	4-6	L	13-37-8													
59	2/21	@ N.Y. Rangers	3-7	L	13-38-8													
60	2/22	@ N.Y. Islanders	1-6	L	13-39-8													
61	2/24	Montreal	4-6	L	13-40-8													
62	2/27	N.Y. Rangers	4-1	W	14-40-8													
63	2/28	@ Detroit	6-5	W	15-40-8													
64	3/3	Pittsburgh	8-4	W	16-40-8													
65	3/7	N.Y. Islanders	5-5	T	16-40-9													
66	3/10	@ Washington	5-7	L	16-41-9													
67	3/11	Minnesota	8-2	W	17-41-9													
68	3/13	@ Colorado	5-5	T	17-41-10													
PLAYER					GP	G	A	TP	+/-	PIM	PPSH	GW	S	%				
Bernie Federko					74	31	64	95	-15	14	7	0	1	156	19.9			
Brian Sutter					77	41	39	80	-2	165	12	0	3	177	23.2			
Wayne Babych					67	27	36	63	-11	75	11	0	0	196	13.8			
Garry Unger					80	30	26	56	-44	44	3	0	3	182	16.5			
Larry Patey					78	15	19	34	-27	60	0	2	2	124	12.1			
Inge Hammarström					65	12	24	34	-13	8	0	0	1	129	9.3			
Jack Brown					64	10	12	34	-21	14	5	0	1	101	9.9			
Curt Bennett					74	14	19	33	-23	62	1	0	1	141	9.9			
Barry Gibbs					76	2	27	29	-42	46	0	0	0	86	2.3			
Larry Giroux					73	5	22	27	-25	111	0	1	0	107	4.7			
Bob Murdoch					54	13	13	26	-6	17	1	0	3	92	14.1			
Mike Zuke					34	9	17	26	-8	18	3	0	0	80	11.3			
Tony Currie					36	4	15	19	-9	0	1	0	2	57	7.0			
Mike Walton					(CHI)	26	6	3	9	-4	4	3	0	1	37	16.2		
					(STL)	22	7	11	18	-16	6	3	0	41	17.1			
					(BOS)	14	4	2	6	-1	0	0	0	15	26.7			
					(TOTALS)	62	17	16	133	-18	10	6	0	2	93	18.3		
Bob Stewart					78	5	16	18	-28	47	0	0	0	57	8.8			
John Smrke					55	6	14	-24	-20	0	1	0	0	72	8.3			
Harvey Bennett					52	3	9	12	-18	63	0	0	0	44	6.8			
Mike Crombeen					37	3	8	11	-13	34	0	0	0	51	5.9			
Bob Hess					27	3	4	7	-20	14	0	0	0	42	7.1			
Brian Ogilvie					14	1	5	6	-3	7	0	0	0	21	4.8			
Jamie Masters					10	0	6	6	-6	0	0	0	0	10	0.0			
Doug Palazzari					20	2	3	5	-5	4	0	0	0	16	12.5			
Bruce Affleck					26	1	3	4	-13	12	0	0	0	34	2.9			
Rick Bonwness					24	1	3	4	-17	30	0	0	0	18	5.6			
Dick Lamby					9	0	4	4	5	12	0	0	0	11	0.0			
Rick Shinske					11	0	4	4	-3	2	0	0	0	7	0.0			
Neil Komadoski					42	1	2	3	0	30	0	0	0	28	3.6			
Steve Durando					13	1	1	2	-7	103	0	0	0	18	5.6			
Ken Richardson					16	1	1	2	-5	2	0	0	0	6	16.7			
Neil Labatte					22	0	2	2	-1	13	0	0	0	15	0.0			
Bill Fairbairn					5	1	0	1	-2	0	0	0	0	8	12.5			
Rod Seiling					(ATL)	36	0	4	8	12	0	0	0	28	0.0			
					(STL)	3	0	1	-1	4	0	0	0	3	0.0			
					(TOTALS)	39	0	5	7	16	0	0	0	31	0.0			
Ed Staniowski					39	0	1	1	0	2	0	0	0	0	0.0			
Doug Grant					4	0	0	0	0	0	0	0	0	0.0				
Gord McTavish					1	0	0	0	-2	0	0	0	0	1	0.0			
Phil Myre					39	0	0	0	0	6	0	0	0	0	0.0			
Terry Richardson					1	0	0	0	0	0	0	0	0	0	0.0			
											GP	W	L	T/O	GA	GAA	SO	MIN
Phil Myre					39	9	22	8	163	4.33	1	2	259					
Ed Staniowski					39	9	25	3	146	3.82	0	2	291					
Terry Richardson					1	0	1	0	9	9.00	0	0	60					
Doug Grant					4	0	2	1	23	7.26	0	0	190					

PLAYER	GP	G	A	TP	+/	PIM	PPSH	GW	S	%
Bernie Federko	79	38	56	94	3	24	7	0	4	184 20.7
Mike Zuke	69	22	42	64	-2	30	6	1	1	172 12.8
Wayne Babych	59	26	35	61	11	49	7	0	3	159 16.4
Brian Sutter	71	23	35	58	3	156	6	0	1	173 13.3
Blair Chapman(STL)	63	25	26	51	-5	28	7	0	6	124 20.2
(PIT)	1	0	0	0	0	0	0	0	0	1 0.0
(TOTALS)	64	25	26	51	-5	28	7	0	6	125 20.0
Blake Dunlop	72	18	27	45	-6	28	8	0	2	101 17.8
Jack Brownschidle	77	12	32	44	16	8	3	0	2	130 9.2
Perry Turnbull	80	16	19	35	-11	124	3	0	1	1



# ST. LOUIS BLUES

## 1977-1978 GAME-BY-GAME (20-47-13, 53 pts, 4th Smythe Division)

#	DATE	VERSUS	SCORE	RECORD
1	10/12	@ Pittsburgh	2-4	L 0-1-0
2	10/15	@ Atlanta	1-3	L 0-2-0
3	10/16	@ Philadelphia	0-7	L 0-3-0
4	10/19	Boston	3-7	L 0-4-0
5	10/22	Cleveland	2-3	L 0-5-0
6	10/23	@ Chicago	0-2	L 0-6-0
7	10/25	Atlanta	2-2	T 0-6-1
8	10/26	@ N.Y. Rangers	2-6	L 0-7-1
9	10/29	Philadelphia	3-7	L 0-8-1
10	11/1	Los Angeles	7-2	W 1-8-1
11	11/2	@ Cleveland	4-4	T 1-8-2
12	11/5	Buffalo	1-3	L 1-9-2
13	11/6	@ Buffalo	4-7	L 1-10-2
14	11/9	Vancouver	8-6	W 2-10-2
15	11/11	@ Colorado	2-1	W 3-10-2
16	11/12	Colorado	3-1	W 4-10-2
17	11/15	Washington	2-2	T 4-10-3
18	11/16	@ Detroit	1-10	L 4-11-3
19	11/19	Detroit	1-2	L 4-12-3
20	11/23	Toronto	2-3	L 4-13-3
21	11/26	@ Cleveland	2-1	W 5-13-3
22	11/27	@ Boston	1-4	L 5-14-3
23	11/30	N.Y. Rangers	0-4	L 5-15-3
24	12/3	N.Y. Islanders	2-7	L 5-16-3
25	12/6	Los Angeles	1-6	L 5-17-3
26	12/8	@ Montreal	1-8	L 5-18-3
27	12/10	Colorado	6-4	W 6-18-3
28	12/11	@ Washington	1-2	L 6-19-3
29	12/14	Pittsburgh	3-2	W 7-19-3
30	12/17	Detroit	2-3	L 7-20-3
31	12/19	@ Toronto	4-4	T 7-20-4
32	12/21	Chicago	2-6	L 7-21-4
33	12/22	@ N.Y. Islanders	0-1	L 7-22-4
34	12/27	@ Minnesota	3-6	L 7-23-4
35	12/29	@ Atlanta	4-5	L 7-24-4
36	12/31	Philadelphia	3-2	W 8-24-4
37	1/3	Montreal	0-2	L 8-25-4
38	1/7	Chicago	0-0	T 8-25-5
39	1/8	@ Minnesota	3-1	W 9-25-5
40	1/11	@ Vancouver	4-6	L 9-26-5
41	1/13	@ Colorado	2-1	W 10-26-5
42	1/14	Minnesota	5-2	W 11-26-5
43	1/17	Toronto	2-2	T 11-26-6
44	1/19	N.Y. Islanders	0-3	L 11-27-6
45	1/21	Buffalo	1-3	L 11-28-6
46	1/22	@ Chicago	1-3	L 11-29-6
47	1/26	@ Los Angeles	1-5	L 11-30-6
48	1/28	@ Vancouver	3-8	L 11-31-6
49	2/1	Boston	3-5	L 11-32-6
50	2/4	N.Y. Rangers	2-2	T 11-32-7
51	2/6	@ Philadelphia	0-2	L 11-33-7
52	2/8	@ Toronto	4-5	L 11-34-7
53	2/11	@ Montreal	3-7	L 11-35-7
54	2/15	Montreal	2-6	L 11-36-7
55	2/18	Vancouver	4-3	W 12-36-7
56	2/19	@ Buffalo	2-6	L 12-37-7
57	2/21	Pittsburgh	4-5	L 12-38-7
58	2/22	@ Pittsburgh	2-2	T 12-38-8
59	2/25	Colorado	5-5	T 12-38-9
60	2/26	@ Detroit	3-1	W 13-38-9
61	2/28	Minnesota	7-1	W 14-38-9
62	3/1	@ Minnesota	3-2	W 15-38-9
63	3/4	Washington	3-3	T 15-39-9
64	3/5	@ Philadelphia	1-7	L 15-40-9
65	3/7	@ Boston	2-7	L 15-41-9
66	3/9	N.Y. Islanders	3-6	L 15-41-10
67	3/11	Minnesota	1-3	T 15-41-11
68	3/14	@ N.Y. Islanders	3-3	T 15-41-12
69	3/15	Atlanta	2-6	L 15-42-12
70	3/18	Chicago	5-4	W 16-42-12
71	3/19	@ Washington	3-2	W 17-42-12
72	3/22	N.Y. Rangers	1-6	L 17-43-12
73	3/23	@ Atlanta	3-5	L 17-44-12

#	DATE	VERSUS	SCORE	RECORD
74	3/25	@ Chicago	2-2	T 17-44-13
75	3/27	@ N.Y. Rangers	2-5	L 17-45-13
76	3/29	Vancouver	3-1	W 18-45-13
77	4/1	Cleveland	3-1	W 19-45-13
78	4/4	@ Vancouver	2-3	L 19-46-13
79	4/5	@ Los Angeles	3-2	W 20-46-13
80	4/8	@ Colorado	2-5	L 20-47-13

PLAYER	GP	G	A	TP	+	-	PIM	PP	SH	GW	S	%
Garry Unger	80	32	20	52	-35	66	10	0	5	238	13.4	
Bernie Federko	72	17	24	41	-35	27	4	0	1	128	13.3	
Inge Hammarstrom (STL)	70	19	19	38	-21	4	3	0	2	165	11.5	
(TOR)	3	1	2	1	0	1	0	0	0	6	16.7	
(TOTALS)	73	20	20	40	-20	4	4	0	2	171	11.7	
Red Berenson	80	13	25	38	-20	12	0	1	2	140	9.3	
Larry Patey	80	17	17	34	-20	29	3	0	3	129	13.2	
Bill Fairbairn (STL)	60	14	16	30	-23	10	2	1	1	82	17.1	
(MIN)	6	0	1	1	-1	0	0	0	0	7	0.0	
(TOTALS)	66	14	17	31	-24	10	1	1	1	89	15.7	
Curt Bennett (STL)	50	7	17	24	-22	54	1	0	1	92	7.6	
(ATL)	25	3	7	10	-4	10	0	0	0	44	6.8	
(TOTALS)	75	10	24	34	-26	64	1	0	1	136	7.4	
Brian Sutter	78	9	13	22	-38	123	4	1	1	98	9.2	
Claude Larose	69	8	13	21	-19	20	2	0	0	116	6.9	
Bob MacMillan (ATL)	52	31	21	52	-28	26	5	3	3	148	20.9	
(STL)	28	7	12	19	-11	23	3	0	0	77	9.1	
(TOTALS)	80	38	33	71	-39	49	3	3	3	225	16.9	
Barry Gibbs (STL)	51	6	12	18	-11	45	4	0	0	103	5.8	
(ATL)	27	1	5	6	-2	24	0	0	0	42	2.4	
(TOTALS)	78	7	17	24	-13	69	4	0	0	145	4.8	
Bruce Affleck	75	4	14	18	-56	26	1	0	1	95	4.2	
Jack Brownshidole	40	2	15	17	-11	23	1	0	0	62	3.2	
Dick Redmond (ATL)	42	7	11	18	-12	16	5	1	1	86	8.1	
(STL)	28	4	11	15	-14	16	2	0	0	93	4.3	
(TOTALS)	70	11	22	33	-22	32	7	1	1	179	6.1	
Brian Ogilvie	32	6	8	14	-12	12	3	0	0	63	9.5	
Jimmy Roberts	75	4	10	14	-20	39	0	0	1	70	5.7	
Bob Hess	55	2	12	14	0	16	0	0	0	101	2.0	
Rod Seiling	78	1	11	12	-48	40	0	0	0	98	1.0	
Gary Holt	49	7	4	11	-6	81	0	0	1	57	12.3	
Rick Bourbonnais	31	3	7	10	-12	11	1	0	0	56	5.4	
Neil Komadoski (STL)	33	2	8	10	-29	73	0	0	0	26	7.7	
(LAK)	25	0	6	6	9	24	0	0	0	14	0.0	
(TOTALS)	58	14	15	20	-97	0	0	0	0	40	5.0	
Tony Currie	22	4	5	9	-10	4	1	0	0	35	11.4	
Ken Richardson	12	2	5	7	4	2	0	0	0	14	14.3	
John Smrke	18	2	4	6	-7	11	0	0	0	20	10.0	
Len Fries	30	1	3	4	-13	45	0	1	1	32	3.1	
Floyd Thomson	6	1	1	2	-3	4	0	0	0	4	25.0	
Jerry Butler (TOR)	73	9	7	15	-10	49	1	1	1	99	9.1	
(STL)	9	0	2	2	-6	5	0	0	0	15	0.0	
(TOTALS)	82	9	9	18	-16	54	1	1	1	114	7.9	
Phil Myre (STL)	44	0	2	2	0	10	0	0	0	0	0.0	
(ATL)	9	0	0	0	0	2	0	0	0	0	0.0	
(TOTALS)	53	0	0	0	0	12	0	0	0	0	0.0	
Doug Palazzari	3	1	0	1	-2	0	0	0	0	3	33.3	
Yves Belanger (ATL)	17	0	1	1	0	0	0	0	0	0	0.0	
(STL)	3	0	0	0	0	0	0	0	0	0	0.0	
(TOTALS)	20	0	1	1	0	0	0	0	0	0	0.0	
Doug Grant	9	0	0	0	0	0	0	0	0	0	0.0	
Eddie Johnston (STL)	12	0	0	0	0	0	0	0	0	0	0.0	
(CHI)	4	0	0	0	0	0	0	0	0	0	0.0	
(TOTALS)	16	0	0	0	0	0	0	0	0	0	0.0	
Bob Plager	18	0	0	0	-8	4	0	0	0	15	0.0	
Ed Staniowski	17	0	0	0	0	0	0	0	0	0	0.0	

PLAYER	GP	W	L	T/O	GA	GAA	SO	MIN
Phil Myre (STL)	44	11	25	8	159	3.64	1	2,620
(ATL)	9	2	7	0	43	4.93	0	523
(TOTALS)	53	13	32	8	202	3.86	1	3,143
Eddie Johnston (STL)	12	5	6	1	45	4.15	0	650
(CHI)	4	1	3	0	17	4.25	0	240
(TOTALS)	16	6	9	1	62	4.18	0	890
Doug Grant	9	3	3	2	24	2.88	0	500
Ed Staniowski	17	1	10	2	57	3.86	0	886
Yves Belanger (ATL)	17	7	8	0	55	3.52	1	937
(STL)	3	0	3	0	15	6.25	0	144
(TOTALS)	20	7	11	0	70	3.89	1	1,081

# TEAM & INDIVIDUAL RESULTS RECORDS & STATS

## 1976-1977 GAME-BY-GAME (32-39-9, 73 pts, 4th Smythe Division)

#	DATE	VERSUS	SCORE	RECORD
1	10/7	Chicago	4-6	L 0-1-0
2	10/9	N.Y. Rangers	2-1	W 1-1-0
3	10/13	@ Colorado	3-2	W 2-1-0
4	10/16	@ Vancouver	6-3	W 3-1-0
5	10/17	@ Los Angeles	2-6	L 3-2-0
6	10/19	Boston	6-5	W 4-2-0
7	10/21	@ Cleveland	2-6	L 4-3-0
8	10/23	Detroit	4-2	W 5-3-0
9	10/24	@ Chicago	2-7	L 5-4-0
10	10/26	Vancouver	5-2	W 6-4-0
11	10/28	@ N.Y. Islanders	2-5	L 6-5-0
12	10/30	Colorado	3-1	W 7-5-0
13	11/3	@ Toronto	6-2	W 8-5-0
14	11/6	Toronto	3-2	W 9-5-0
15	11/9	Montreal	1-8	L 9-6-0
16	11/10	@ Buffalo	0-5	L 9-7-0
17	11/13	Atlanta	3-5	L 9-8-0
18	11/15	@ Montreal	2-4	L 9-9-0
19	11/17	@ Detroit	5-5	T 9-9-1
20	11/20	N.Y. Rangers	3-1	W 10-9-1
21	11/24	@ Minnesota	4-2	W 11-9-1
22	11/26	@ Atlanta	2-5	L 11-10-1
23	11/27	Buffalo	3-2	W 12-10-1
24	11/30	Colorado	3-5	L 12-11-1
25	12/3	@ Cleveland	2-2	T 12-11-2
26	12/4	Atlanta	0-1	L 12-12-2
27	12/7	@ N.Y. Islanders	2-4	L 12-13-2
28	12/8	@ N.Y. Rangers	4-4	T 12-13-3
29	12/11	Minnesota	1-1	T 12-13-4
30	12/12	@ Pittsburgh	3-5	L 12-14-4
31	12/15	@ Toronto	1-4	L 12-15-4
32	12/16	@ Boston	2-5	L 12-16-4
33	12/18	Philadelphia	0-2	L 12-17-4
34	12/19	@ Chicago	6-4	W 13-17-4
35	12/22	@ Colorado	2-1	W 14-17-4
36	12/23	@ Vancouver	4-2	W 15-17-4
37	12/28	N.Y. Islanders	4-4	T 15-17-5
38	1/1	Minnesota	3-1	W 16-17-5
39	1/2	@ Washington	1-2	L 16-18-5
40	1/4	Los Angeles	4-3	W 17-18-5
41	1/6	@ Philadelphia	1-7	L 17-19-5
42	1/8	Vancouver	2-5	L 17

## 1975-1976 GAME-BY-GAME (29-37-14, 72 pts, 3rd Smythe Division)

#	DATE	VERSUS	SCORE	RECORD	#	DATE	VERSUS	SCORE	RECORD
1	10/8	@ Detroit	1-1	T 0-0-1	72	3/18	@ Detroit	3-6	L 25-34-13
2	10/11	@ Montreal	2-7	L 0-1-1	73	3/21	@ Vancouver	5-2	W 26-34-13
3	10/14	Kansas City	5-1	W 1-1-1	74	3/22	@ California	1-7	L 26-35-13
4	10/16	@ Philadelphia	2-3	L 1-2-1	75	3/25	Pittsburgh	5-2	W 27-35-13
5	10/18	Buffalo	3-5	L 1-3-1	76	3/27	Minnesota	6-3	W 28-35-13
6	10/21	Los Angeles	6-1	W 2-3-1	77	3/30	@ Minnesota	5-3	W 29-35-13
7	10/22	@ Atlanta	1-1	T 2-3-2	78	3/31	Los Angeles	1-2	L 29-36-13
8	10/25	Atlanta	7-3	W 3-3-2	79	4/3	Chicago	3-3	T 29-36-14
9	10/29	@ N.Y. Rangers	1-3	L 3-4-2	80	4/4	@ Chicago	2-7	L 29-37-14
10	10/30	@ Boston	2-3	L 3-5-2					
11	11/1	Vancouver	3-3	T 3-5-3					
12	11/5	@ Minnesota	4-1	W 4-5-3					
13	11/6	Pittsburgh	3-5	L 4-6-3					
14	11/8	Toronto	3-3	T 4-6-4					
15	11/9	@ Washington	5-3	W 5-6-4					
16	11/11	N.Y. Rangers	5-3	W 6-6-4					
17	11/15	Washington	9-2	W 7-6-4					
18	11/18	Minnesota	1-5	L 7-7-4					
19	11/22	Detroit	5-1	W 8-7-4					
20	11/26	Kansas City	3-3	T 8-7-5					
21	11/27	@ Kansas City	2-3	L 8-8-5					
22	11/29	@ N.Y. Islanders	2-8	L 8-9-5					
23	11/30	@ N.Y. Rangers	2-5	L 8-10-5					
24	12/2	N.Y. Islanders	1-4	L 8-11-5					
25	12/4	Montreal	1-4	L 8-12-5					
26	12/6	Philadelphia	7-2	W 9-12-5					
27	12/9	@ Vancouver	3-5	L 9-13-5					
28	12/10	@ Los Angeles	0-5	L 9-14-5					
29	12/12	@ California	2-5	L 9-15-5					
30	12/14	@ Chicago	4-3	W 10-15-5					
31	12/17	@ Toronto	2-6	L 10-16-5					
32	12/20	N.Y. Islanders	1-7	L 10-17-5					
33	12/21	@ Philadelphia	3-8	L 10-18-5					
34	12/23	@ Chicago	1-4	L 10-19-5					
35	12/27	Vancouver	4-2	W 11-19-5					
36	1/2	@ Atlanta	1-7	L 11-20-5					
37	1/3	Minnesota	3-2	W 12-20-5					
38	1/6	N.Y. Rangers	5-2	W 13-20-5					
39	1/8	Washington	4-2	W 14-20-5					
40	1/10	@ Minnesota	0-2	L 14-21-5					
41	1/13	Buffalo	7-3	W 15-21-5					
42	1/15	@ Atlanta	5-3	W 16-21-5					
43	1/17	Boston	7-5	W 17-21-5					
44	1/21	@ Kansas City	4-2	W 18-21-5					
45	1/24	Chicago	1-2	L 18-22-5					
46	1/25	@ Buffalo	2-4	L 18-23-5					
47	1/27	Detroit	2-3	L 18-24-5					
48	1/29	N.Y. Rangers	3-6	L 18-25-5					
49	1/31	N.Y. Islanders	2-2	T 18-25-6					
50	2/3	California	4-4	T 18-25-7					
51	2/4	@ Kansas City	3-3	T 18-25-8					
52	2/6	Vancouver	5-3	W 19-25-8					
53	2/7	@ Philadelphia	2-8	L 19-26-8					
54	2/10	@ Montreal	1-6	L 19-27-8					
55	2/13	@ Washington	2-0	W 20-27-8					
56	2/14	Atlanta	5-3	W 21-27-8					
57	2/16	California	4-2	W 22-27-8					
58	2/18	@ Los Angeles	2-2	T 22-27-9					
59	2/21	Vancouver	4-5	L 22-28-9					
60	2/24	Montreal	2-6	L 22-29-9					
61	2/26	@ Boston	2-4	L 22-30-9					
62	2/28	Philadelphia	2-2	T 22-30-10					
63	2/29	@ Pittsburgh	5-3	W 23-30-10					
64	3/3	Toronto	1-4	L 23-31-10					
65	3/6	Chicago	7-4	W 24-31-10					
66	3/7	@ Buffalo	4-4	T 24-31-11					
67	3/9	@ N.Y. Islanders	0-4	L 24-32-11					
68	3/10	@ Toronto	2-2	T 24-32-12					
69	3/13	Kansas City	5-3	W 25-32-12					
70	3/14	@ Pittsburgh	1-7	L 25-33-12					
71	3/16	Boston	3-3	T 25-33-13					

PLAYER	GP	G	A	TP	+/-	PIM	PP	SH	GW	S	%
Chuck Leffley	75	43	42	85	15	41	4	8	9	207	20.8
Garry Unger	80	39	44	83	1	95	13	0	3	357	10.9
Derek Sanderson (STL)	65	24	43	67	13	59	6	0	1	171	14.0
(N.Y.R.)	8	0	0	0	-8	4	0	0	0	29	0.0
(TOTALS)	73	24	43	67	5	63	6	0	1	200	12.0
Bob MacMillan	80	20	32	52	13	41	2	1	2	151	13.2
Red Berenson	72	20	27	47	-11	47	9	2	1	171	11.7
Jerry Butler	66	17	24	41	0	75	1	0	3	154	11.0
Claude Larose	67	13	25	38	7	48	3	0	0	169	7.7
Pierre Plante	74	14	19	33	-22	77	5	2	2	125	11.2
Bob Hess	78	9	23	32	3	58	2	2	2	117	7.7
Bruce Affleck	80	4	26	30	3	20	3	0	1	100	4.0
Ted Irvine	69	10	13	23	-12	80	2	0	2	105	9.5
Floyd Thomson	58	8	10	18	-4	25	0	1	7	11	13.3
Wayne Merrick (CAL)	56	25	27	52	-3	36	7	0	4	190	13.2
(STL)	19	7	8	15	0	0	1	0	0	56	12.5
(TOTALS)	75	32	35	67	-3	36	8	0	4	246	13.0
Larry Patey (STL)	53	8	4	14	-12	26	2	1	0	80	10.0
(CAL)	18	4	6	8	-8	23	1	0	0	25	16.0
(TOTALS)	71	12	10	22	-20	49	3	1	0	105	11.4
Bob Gassoff	80	1	12	13	-8	306	0	0	0	100	1.0
Bob Plager	63	3	8	11	17	90	0	1	1	43	7.0
Rick Smith	24	1	7	8	2	18	0	0	0	32	3.1
Barclay Plager	64	0	8	8	-6	67	0	0	0	32	0.0
Rick Wilson	65	1	6	7	-10	20	1	0	0	44	2.3
Dave Hrechkosy (CAL)	38	9	5	14	-15	14	4	0	1	75	12.0
(STL)	13	3	3	6	2	0	1	0	0	20	15.0
(TOTALS)	51	12	8	20	-13	14	5	0	1	95	12.6
Bert Wilson (STL)	45	2	3	5	-6	47	0	0	1	25	8.0
(LAK)	13	0	0	0	0	17	0	0	0	5	0.0
(TOTALS)	58	2	3	5	-6	64	0	0	1	30	6.7
Brian Ogilvie	9	2	1	3	-1	2	0	0	0	14	14.3
Yves Belanger	31	0	2	2	0	4	0	0	0	0	0.0
Mitch Babin	8	0	0	0	-2	0	0	0	0	2	0.0
Rick Bourbonnais	7	0	0	0	-1	8	0	0	0	5	0.0
Bruce Cowick	5	0	0	0	1	2	0	0	0	3	0.0
Gilles Gratton	6	0	0	0	0	2	0	0	0	0	0.0
Eddie Johnston	38	0	0	0	0	0	0	0	0	0	0.0
Jamie Masters	7	0	0	0	4	0	0	0	0	1	0.0
Ed Staniowski	11	0	0	0	0	0	0	0	0	0	0.0

PLAYER	GP	W	L	T/O	GA	GAA	SO	MIN
Yves Belanger	31	11	17	1	113	3.85	0	1,763
Eddie Johnston	38	11	17	9	130	3.62	1	2,152
Ed Staniowski	11	5	3	2	33	3.19	0	620
Gilles Gratton	6	2	0	2	11	2.49	0	265

## TEAM & INDIVIDUAL RESULTS RECORDS & STATS

## 1974-1975 GAME-BY-GAME (35-31-14, 84 pts, 2nd Smythe Division)

#	DATE	VERSUS	SCORE	RECORD	#	DATE	VERSUS	SCORE	RECORD
1	10/9	@ California	4-4	T 0-0-1	75	3/26	Boston	3-1	W 31-30-14
2	10/12	@ Vancouver	5-3	W 1-0-1	76	3/29	Minnesota	2-1	W 32-30-14
3	10/15	Vancouver	4-6	L 1-1-1	77	4/1	@ Minnesota	7-3	W 33-30-14
4	10/17	Montreal	3-2	W 2-1-1	78	4/2	Los Angeles	2-5	L 33-31-14
5	10/19	Chicago	1-3	L 2-2-1	79	4/5	Chicago	4-3	W 34-31-14
6	10/23	@ N.Y. Rangers	1-5	L 2-3-1	80	4/6	@ Kansas City	3-2	W 35-31-14
7	10/24	@ Boston	4-4	T 2-3-2					
8	10/26	Buffalo	0-2	L 2-4-2					
9	10/27	@ Chicago	3-10	L 2-5-2					
10	10/31	@ Los Angeles	1-1	T 2-5-3					
11	11/2	Atlanta	9-0	W 3-5-3					
12	11/5	Los Angeles	3-4	L 3-6-3					
13	11/9	N.Y. Islanders	4-2	W 4-6-3					
14	11/12	Boston	4-3	W 5-6-3					
15	11/13	@ Kansas City	3-5	L 5-7-3					
16	11/16	Philadelphia	5-3	W 6-7-3					
17	11/19	@ Vancouver	3-6	L 6-8-3					
18	11/21	@ Minnesota	2-3	L 6-9-3					
19	11/23	Detroit	4-2	W 7-9-3					
20	11/25	@ Toronto	2-2	T 7-9-4					
21	11/27	Vancouver	1-6	L 7-10-4					
22	12/10	@ Montreal	1-7	L 7-11-4					
23	12/11	@ N.Y. Rangers	4-4	T 7-11-5					
24	12/3	California	5-1	W 8-11-5					
25	12/7	Washington	8-2	W 9-11-5					
26	12/8	@ Washington	3-1	W 10-11-5					
27	12/10	N.Y. Islanders	2-3	L 10-12-5					
28	12/12	@ Detroit	4-3	W 11-12-5					
29	12/14	N.Y. Rangers	6-2	W 12-12-5					
30	12/15	Philadelphia	2-7	L 12-13-5					
31	12/17	N.Y. Islanders	8-4	W 13-13-5					
32	12/20	@ Atlanta	2-6	L 13-14-5					
33	12/21	Kansas City	6-4	W 14-14-5					
34	12/26	@ Pittsburgh	2-2	T 14-14-6					
35	12/28	Minnesota	4-2	W 15-14-6					
36	12/29	@ Chicago	2-5	L 15-15-6					
37	1/2	@ Kansas City	2-1	W 16-15-6					
38	1/4	Atlanta	1-4	L 16-16-6					
39	1/5	@ Buffalo	2-4	L 16-17-6					
40	1/7	California	2-3	L 16-18-6					
41	1/11	N.Y. Rangers	3-5	L 16-19-6					
42	1/12	@ Detroit	2-1	W 17-19-6					
43	1/14	@ N.Y. Islanders	3-3	T 17-19-7					
44	1/15	Toronto	1-4	L 17-20-7					
45	1/18	Minnesota	5-4	W 18-20-7					
46	1/23	Philadelphia	2-7	L 18-21-7					
47	1/25	Chicago	1-4	L 18-22-7					
48	1/28	Detroit	4-4	T 18-22-8					
49	1/31	@ Atlanta	4-2	W 19-22-8					
50	2/1	Pittsburgh	4-4	T 19-22-9					
51	2/4	Toronto	3-5	L 19-23-9					
52	2/7	Kansas City	5-0	W 20-23-9					
53	2/8	@ Toronto	3-3	T 20-23-10					
54	2/11	Philadelphia	3-1	W 21-23-10					
55	2/15	Washington	7-1	W 22-23-10					
56	2/16	@ Buffalo	4-4	T 22-23-11					
57	2/18	Montreal	4-4	T 22-23-12					
58	2/22	@ Pittsburgh	2-3	L 22-24-12					
59	2/23	@ Washington	7-2	W 23-24-12					
60	2/25	@ N.Y. Islanders	0-3	L 23-25-12					
61	2/26	@ N.Y. Rangers	1-5	L 23-26-12					
62	3/1	@ Montreal	4-3	W 24-26-12					
63	3/2	@ Philadelphia	2-4	L 24-27-12					
64	3/5	Vancouver	5-2	W 25-27-12					
65	3/8	Buffalo	3-3	T 25-27-13					
66	3/9	@ Minnesota	5-4	W 26-27-13					
67	3/11	Atlanta	3-0	W 27-27-13					
68	3/12	@ Chicago	4-3	W 28-27-13					
69	3/14	Kansas City	6-1	W 29-27-13					
70	3/16	@ Boston	2-7	L 29-28-13					
71	3/18	Pittsburgh	5-2	W 30-28-13					
72	3/20	@ Los Angeles	2-3	L 30-29-13					
73	3/21	@ California	4-7	L 30-30-13					
74	3/23	@ Vancouver	3-3	T 30-30-14					
					PLAYER GP G A TP +/- PIM PPSSHW S S3				
					Garry Unger 80 36 44 80 -1 123 0 8 349 10				
					Pierre Plante 80 34 32 66 16 125 4 0 4 162 21				
					Wayne Merrick 76 28 37 65 29 57 2 3 3 205 13				
					Chuck Leffey (STL) 57 23 26 49 6 24 5 2 3 151 15				
					(MTL) 18 1 2 3 0 4 0 0 0 29 3				
					(TOTALS) 75 21 28 52 6 28 5 2 3 180 13				
					Larry Sacharuk 76 20 22 42 -9 24 11 0 1 207 9				
					Garnet Bailey (STL) 49 15 26 41 -4 113 4 0 1 102 14				
					(WSH) 22 4 13 17 -29 8 1 0 0 46 8				
					(TOTALS) 71 19 39 58 32 121 5 0 1 148 12				
					Bob Hess 76 9 30 39 7 58 4 0 0 110 8				
					Bill Collins 70 22 15 37 4 34 2 2 2 142 15				
					Doug Thomson 77 9 27 36 13 106 0 0 0 111 8				
					Floyd Palazzani 73 17 17 31 8 19 0 1 0 110 12				
					Red Berenson (STL) 44 12 19 31 7 12 4 0 1 110 10				
					(DET) 27 3 3 -10 8 1 0 0 40 0				
					(TOTALS) 71 15 22 37 -10 20 5 1 1 151 9				
					Barclay Plager 76 4 24 28 20 96 0 1 0 88 4				
					Claude Larose (STL) 56 10 17 27 7 38 0 0 1 146 6				
					(MTL) 8 1 2 3 -2 6 0 0 0 8 12				
					(TOTALS) 64 11 19 30 5 44 0 0 1 154 7				
					Bob Gassoff 60 4 14 18 11 222 1 0 1 77 5				
					Craig Patrick (STL) 43 6 9 15 6 6 0 0 2 58 10				
					(CAL) 14 2 1 3 -8 0 0 0 0 15 13				
					(TOTALS) 57 8 10 18 -2 6 0 0 2 73 11				
					Bob Plager 73 1 14 15 10 53 0 0 0 85 1				
					Ken Richardson 21 5 7 12 4 12 1 0 1 26 19				
					Brian Ogilvie 20 5 5 10 -4 4 0 0 2 36 13				
					Bernie Lukowich 26 4 5 9 4 2 2 0 2 19 21				
					Denis Dupere (WSH) 53 20 15 35 -41 8 8 0 0 133 15				
					(STL) 22 3 6 9 4 8 1 0 0 35 8				
					(TOTALS) 75 23 21 44 -37 16 9 0 0 168 13				
					Don Awrey (MTL) 56 1 11 12 21 58 0 0 0 40 2				
					(STL) 20 0 8 8 -8 4 0 0 0 17 0				
					(TOTALS) 76 1 19 20 13 62 0 0 0 57 1				
					Rick Wilson 28 2 7 12 6 32 0 0 0 73 3				
					Stan Gilbertson (WSH) 25 11 18 37 12 2 0 1 67 16				
					(STL) 22 1 4 5 5 4 0 0 0 32 3				
					(CAL) 15 1 4 5 -8 2 0 0 0 26 3				
					(TOTALS) 62 13 15 28 -50 18 3 0 1 125 10				
					Murray Kuntz 7 1 2 3 6 0 0 0 0 16 6				
					Bob Stumpf (STL) 7 1 1 2 2 16 0 0 0 8 12				
					(PIT) 3 0 0 0 -4 4 0 0 0 1 0				
					(TOTALS) 10 1 1 2 -2 20 0 0 0 9 11				
					Bruce Affleck 13 0 2 2 7 4 0 0 0 3 0				
					John Davidson 40 0 2 2 0 8 0 0 0 0 0				
					Dave Gardner (CAL) 64 16 20 36 -19 6 6 1 0 133 12				
					(STL) 8 0 2 2 -3 0 0 0 0 8 0				
					(TOTALS) 72 16 22 38 -22 6 6 1 0 141 11				
					Phil Roberto (DET) 46 13 27 40 -10 30 5 0 2 113 11				
					(STL) 7 0 2 2 -3 2 0 0 0 5 0				
					(TOTALS) 53 13 29 42 -12 32 5 0 2 118 11				
					Yves Belanger 11 0 1 1 0 0 0 0 0 0 0				
					Chris Evans (STL) 20 0 1 1 -1 2 0 0 0 7 0				
					(KC) 0 0 2 2 -1 0 0 0 0 4 0				
					(TOTALS) 22 0 3 3 -2 4 0 0 0 11 0				
					Jack Borotsik 1 0 0 0 0 0 0 0 0 0 0				
					Gord Buynak 4 0 0 0 3 2 0 0 0 3 0				
					Eddie Johnston 30 0 0 0 0 0 0 0 0 0 0				
					Jim McCrimmon 2 0 0 0 0 0 0 0 0 0 0				
					Frank Spring (CAL) 28 3 8 11 1 6 1 0 0 43 7				
					(STL) 3 0 0 0 -1 0 0 0 0 3 0				
					(TOTALS) 31 3 8 11 0 6 1 0 0 46 6				
					Don Wheldon 2 0 0 0 0 0 0 0 0 0 0				
					PLAYER GP W L T/O GA GAA SO MIN				
					John Davidson 40 17 15 7 144 3.66 0 2,360				
					Eddie Johnston 30 12 13 5 93 3.10 2 1,800				
					Yves Belanger 11 6 3 2 29 2.72 1 640				





# ST. LOUIS BLUES

## 1973-1974 GAME-BY-GAME (26-40-12, 64 pts, 6th West Division)

#	DATE	VERSUS	SCORE	RECORD
1	10/10	@ California	0-1	L 0-1-0
2	10/13	Atlanta	1-2	L 0-2-0
3	10/16	@ Detroit	3-2	W 1-2-0
4	10/17	@ N.Y. Rangers	0-4	L 1-3-0
5	10/20	@ Minnesota	4-4	T 1-3-1
6	10/23	Boston	3-2	W 2-3-1
7	10/27	Chicago	4-4	T 2-3-2
8	10/30	Los Angeles	2-3	L 2-4-2
9	11/2	@ Vancouver	3-1	W 3-4-2
10	11/3	@ Los Angeles	4-3	W 4-4-2
11	11/7	@ Atlanta	2-2	T 4-4-3
12	11/10	@ Montreal	5-0	W 5-4-3
13	11/11	@ Philadelphia	3-4	L 5-5-3
14	11/13	Vancouver	6-1	W 6-5-3
15	11/15	Pittsburgh	5-3	W 7-5-3
16	11/17	N.Y. Islanders	4-0	W 8-5-3
17	11/21	@ Chicago	1-4	L 8-6-3
18	11/22	Minnesota	2-1	W 9-6-3
19	11/24	Philadelphia	0-1	L 9-7-3
20	11/27	Vancouver	2-2	T 9-7-4
21	11/29	@ Toronto	1-5	L 9-8-4
22	12/1	N.Y. Rangers	4-4	T 9-8-5
23	12/4	@ N.Y. Islanders	3-1	W 10-8-5
24	12/5	@ N.Y. Rangers	1-5	L 10-9-5
25	12/7	Detroit	1-1	T 10-9-6
26	12/11	Toronto	7-3	W 11-9-6
27	12/13	@ Detroit	3-7	L 11-10-6
28	12/16	@ Buffalo	5-2	W 12-10-6
29	12/19	Los Angeles	3-1	W 13-10-6
30	12/21	@ Atlanta	2-1	W 14-10-6
31	12/22	N.Y. Islanders	2-4	L 14-11-6
32	12/28	@ Pittsburgh	3-1	W 15-11-6
33	12/29	Philadelphia	1-4	L 15-12-6
34	1/2	Montreal	8-4	W 16-12-6
35	1/5	California	4-1	W 17-12-6
36	1/8	@ Vancouver	3-1	W 18-12-6
37	1/9	@ California	6-8	L 18-13-6
38	1/12	@ Toronto	2-4	L 18-14-6
39	1/13	@ Buffalo	0-1	L 18-15-6
40	1/15	Minnesota	3-5	L 18-16-6
41	1/17	N.Y. Rangers	3-2	W 19-16-6
42	1/19	Detroit	2-5	L 19-17-6
43	1/20	@ Atlanta	3-1	W 20-17-6
44	1/22	Boston	0-1	L 20-18-6
45	1/23	@ Pittsburgh	1-4	L 20-19-6
46	1/26	Toronto	3-3	T 20-19-7
47	1/30	California	6-4	W 21-19-7
48	2/2	Buffalo	6-1	W 22-19-7
49	2/3	@ Chicago	0-3	L 22-20-7
50	2/5	Montreal	2-3	L 22-21-7
51	2/7	Boston	3-5	L 22-22-7
52	2/9	Los Angeles	1-2	L 22-23-7
53	2/10	@ N.Y. Rangers	2-4	L 22-24-7
54	2/12	Vancouver	2-3	L 22-25-7
55	2/14	N.Y. Islanders	2-2	T 22-25-8
56	2/16	Minnesota	2-4	L 22-26-8
57	2/19	Atlanta	7-1	W 23-26-8
58	2/20	@ Pittsburgh	1-1	T 23-26-9
59	2/23	@ Detroit	3-5	L 23-27-9
60	2/24	@ Montreal	2-3	L 23-28-9
61	2/27	@ California	2-2	T 23-28-10
62	3/2	@ Los Angeles	2-4	L 23-29-10
63	3/6	Boston	0-8	L 23-30-10
64	3/9	Pittsburgh	5-7	L 23-31-10
65	3/10	@ Minnesota	1-8	L 23-32-10
66	3/12	Toronto	2-1	W 24-32-10
67	3/14	@ Philadelphia	2-4	L 24-33-10
68	3/16	Buffalo	2-2	T 24-33-11
69	3/19	@ N.Y. Islanders	1-5	L 24-34-11
70	3/21	@ Boston	0-7	L 24-35-11
71	3/23	@ Montreal	3-7	L 24-36-11
72	3/24	@ Philadelphia	1-4	L 24-37-11
73	3/27	Philadelphia	2-6	L 24-38-11

#	DATE	VERSUS	SCORE	RECORD
74	3/30	Pittsburgh	4-3	W 25-38-11
75	3/31	@ Chicago	2-2	T 25-38-12
76	4/2	California	5-3	W 26-38-12
77	4/6	Chicago	3-6	L 26-39-12
78	4/7	@ Buffalo	2-5	L 26-40-12

PLAYER	GP	G	A	TP	+	-	PIM	PP	SH	GW	S	%
Garry Unger	78	33	35	68	-17	96	9	1	4	327	10.1	
Pierre Plante	78	28	54	14	85	8	0	3	151	17.2		
Glen Sather	(STL) 69	15	29	44	-9	82	4	0	5	106	14.2	
	(NTR) 2	0	0	0	0	0	0	0	0	0	0.0	
(TOTALS)	71	15	29	44	-9	82	4	0	5	106	14.2	
Wayne Merrick	64	20	23	43	-11	32	2	0	4	147	13.6	
Lou Angotti	51	12	23	35	-3	9	1	0	5	84	14.3	
Floyd Thomson	77	11	22	33	-19	58	0	0	1	125	8.8	
Gary Sabourin	54	7	23	30	-9	27	1	0	0	126	5.6	
Barclay Plager	72	6	20	26	-11	99	1	0	0	104	5.8	
Larry Giroux	74	5	17	22	-14	59	2	0	1	131	3.8	
Don Awrey	75	5	16	27	-7	51	1	0	0	94	5.3	
Greg Polis	(PIT) 41	14	13	27	-18	32	5	0	1	163	8.6	
	(STL) 37	8	12	20	-7	24	3	0	0	122	6.6	
(TOTALS)	78	22	25	47	-25	56	8	0	1	285	7.7	
Nick Harbaruk	56	5	14	19	4	16	0	1	1	49	10.2	
Bob Kelly	(STL) 37	9	8	17	-1	45	2	0	0	70	12.9	
	(PIT) 30	7	10	17	-5	78	1	0	2	101	6.9	
(TOTALS)	67	16	18	34	-4	123	3	0	2	171	9.4	
Gord Brooks	61	3	10	13	9	48	0	1	1	78	3.8	
Bob Plager	31	3	10	13	2	6	0	0	0	41	7.3	
Butch Williams	34	7	12	19	5	4	3	0	1	101	6.9	
Ab DeMarco	(PIT) 34	7	12	19	5	4	3	0	1	101	6.9	
	(STL) 23	3	9	12	6	11	1	0	0	71	4.2	
(TOTALS)	57	10	21	31	11	15	4	0	1	172	5.8	
Chris Evans	(STL) 54	4	7	11	5	8	0	1	0	48	8.3	
	(DET) 23	0	2	4	-1	0	0	0	0	19	0.0	
(TOTALS)	77	4	9	13	-1	10	0	1	0	67	6.0	
Garnet Bailey	(DET) 45	9	14	23	-12	33	3	0	2	70	12.9	
	(STL) 22	7	3	10	-1	20	0	0	0	43	16.3	
(TOTALS)	67	16	17	33	-13	53	3	0	2	113	14.2	
Steve Durbano	(STL) 36	4	5	9	-1	146	2	0	0	40	10.0	
	(PIT) 34	4	14	18	-17	138	2	0	0	68	5.9	
(TOTALS)	69	8	19	27	-16	284	4	0	0	108	7.4	
John Wright	(STL) 62	8	13	20	-1	22	0	0	0	43	7.0	
	(VAN) 20	3	3	6	-2	11	1	0	0	24	12.5	
(TOTALS)	52	6	9	15	-3	33	1	0	0	67	9.0	
Dave Gardner	(VAN) 31	1	10	11	4	2	0	0	0	26	3.8	
	(STL) 15	5	2	7	-6	6	1	0	0	29	17.2	
(TOTALS)	46	6	12	18	-2	8	1	0	0	55	10.9	
Bill Collins	(DET) 54	13	15	28	-20	37	2	0	0	134	9.7	
	(STL) 12	2	4	10	-2	0	0	0	0	21	9.5	
(TOTALS)	66	15	17	32	-30	51	2	3	0	155	9.7	
Bob Collyard	10	1	3	4	1	4	0	0	0	12	8.3	
Ted Harris	(DET) 40	0	11	11	-4	66	0	0	0	32	0.0	
	(STL) 24	0	4	4	-2	16	0	0	0	32	0.0	
(MIN) 12	0	1	1	-8	4	0	0	0	0	10	0.0	
(TOTALS)	77	0	16	16	-14	86	0	0	0	74	0.0	
Bob Gassoff	28	0	3	3	-16	84	0	0	0	20	0.0	
Jean Hamel	(STL) 23	1	0	2	-3	6	0	0	0	21	4.8	
	(DET) 22	0	3	3	-12	40	0	0	0	18	0.0	
(TOTALS)	45	1	4	5	-15	46	0	0	0	39	2.6	
Phil Roberto	15	1	1	2	-4	10	0	0	0	14	7.1	
Mike Lampman	(STL) 15	1	0	1	-1	0	0	0	0	19	5.3	
	(VAN) 14	0	1	1	-10	0	0	0	0	17	5.9	
(TOTALS)	29	2	0	2	-9	0	0	0	0	36	5.6	
Jack Egers	(VAN) 28	1	3	4	-1	6	0	0	0	15	0.0	
	(STL) 6	0	1	1	1	6	0	0	0	15	0.0	
(TOTALS)	34	1	4	5	-2	12	0	0	0	24	4.2	
Wayne Stephenson	40	0	1	1	0	2	0	0	0	0	0.0	
Bryan Watson	(PIT) 38	1	4	5	-12	137	1	0	0	27	3.7	
	(DET) 21	0	4	4	-1	99	0	0	0	9	0.0	
(STL) 11	0	1	1	-9	0	0	0	0	0	10	0.0	
(TOTALS)	70	1	9	10	-13	225	1	0	0	46	2.2	
John Davidson	39	0	0	0	0	10	0	0	0	0	0.0	
Connie Forey	4	0	0	0	-1	2	0	0	0	2	0.0	
Brent Hughes	(DET) 69	1	21	22	-28	92	0	0	0	74	1.4	
	(STL) 2	0	0	0	0	0	0	0	0	0	0.0	
(TOTALS)	71	1	21	22	-28	92	0	0	0	74	1.4	
Bernie MacNeil	4	0	0	0	1	0	0	0	0	5	0.0	
Glenn Patrick	1	0	0	0	-1	2	0	0	0	0	0.0	
Frank Spring	1	0	0	0	0	0	0	0	0	2	0.0	
Jim Watt	1	0	0	0	0	0	0	0	0	0	0.0	
John Wensink	3	0	0	0	0	0	0	0	0	0	0.0	

PLAYER	GP	W	L	T/O	GA	GAA	SO	MIN
John Davidson	39	13	19	7	118	3.08	0	2,300
Wayne Stephenson	40	13	21	5	123	3.13	2	2,360
Jim Watt	1	0	0	0	2	6.00	0	20

# TEAM & INDIVIDUAL RESULTS RECORDS & STATS

## 1972-1973 GAME-BY-GAME (32-34-12, 76 pts, 4th West Division)

#	DATE	VERSUS	SCORE	RECORD
1	10/7	Philadelphia	4-4	T 0-0-1
2	10/11	Pittsburgh	2-5	L 0-1-1
3	10/14	Chicago	2-4	L 0-2-1
4	10/15	@ Chicago	3-1	W 1-2-1
5	10/18	Montreal	4-4	T 1-2-2
6	10/21	Buffalo	1-1	T 1-2-3
7	10/24	Minnesota	1-2	L 1-3-3
8	10/26	@ Montreal	0-7	L 1-4-3
9	10/28	Detroit	8-3	W 2-4-3
10	11/1	@ Minnesota	3-3	T 2-4-4
11	11/4	@ Toronto	2-4	L 2-5-4
12	11/5	@ Buffalo	1-1	T 2-5-5
13	11/7	Los Angeles	2-3	L 2-6-5
14	11/11	Toronto	1-0	W 3-6-5
15	11/16	@ Boston	0-4	L 3-7-5
16	11/18	N.Y. Rangers	1-3	L 3-8-5
17	11/21	Vancouver	4-2	W 4-8-5
18	11/22	@ Pittsburgh	4-10	L 4-9-5
19	11/25	Chicago	2-4	L 4-10-5
20	11/28	Toronto	4-2	W 5-10-5
21	11/29	@ California	2-1	W 6-10-5





# ST. LOUIS BLUES

## 1971-1972 GAME-BY-GAME (28-39-11, 67 pts, 3rd West Division)

#	DATE	VERSUS	SCORE	RECORD
1	10/9	Chicago	2-4	L 0-1-0
2	10/12	Buffalo	4-1	W 1-1-0
3	10/13	@ Chicago	0-1	L 1-2-0
4	10/16	Detroit	9-2	W 2-2-0
5	10/17	@ Detroit	3-5	L 2-3-0
6	10/19	Vancouver	1-3	L 2-4-0
7	10/23	N.Y. Rangers	3-4	L 2-5-0
8	10/24	@ Buffalo	3-2	W 3-5-0
9	10/27	Minnesota	1-2	L 3-6-0
10	10/30	Philadelphia	4-4	T 3-6-1
11	11/3	@ Montreal	1-5	L 3-7-1
12	11/4	@ Boston	1-6	L 3-8-1
13	11/6	@ Minnesota	1-5	L 3-9-1
14	11/9	Pittsburgh	1-4	L 3-10-1
15	11/13	California	5-1	W 4-10-1
16	11/16	Detroit	2-2	T 4-10-2
17	11/18	@ Montreal	2-2	T 4-10-3
18	11/20	@ Pittsburgh	4-2	W 5-10-3
19	11/21	@ Boston	2-6	L 5-11-3
20	11/23	Los Angeles	3-1	W 6-11-3
21	11/24	@ N.Y. Rangers	3-8	L 6-12-3
22	11/27	Boston	6-6	T 6-12-4
23	11/30	California	5-2	W 7-12-4
24	12/1	@ Toronto	2-4	L 7-13-4
25	12/4	Buffalo	5-1	W 8-13-4
26	12/5	@ Detroit	2-1	W 9-13-4
27	12/7	@ Vancouver	1-2	L 9-14-4
28	12/10	@ California	4-4	T 9-14-5
29	12/11	@ Los Angeles	1-4	L 9-15-5
30	12/14	Toronto	2-4	L 9-16-5
31	12/15	@ Minnesota	1-4	L 9-17-5
32	12/18	N.Y. Rangers	2-5	L 9-18-5
33	12/19	@ Chicago	0-2	L 9-19-5
34	12/22	Los Angeles	1-2	L 9-20-5
35	12/25	Buffalo	4-4	T 9-20-6
36	12/26	@ Buffalo	3-6	L 9-21-6
37	12/29	@ Toronto	6-3	W 10-21-6
38	1/1	Philadelphia	4-4	T 10-21-7
39	1/5	@ N.Y. Rangers	1-9	L 10-22-7
40	1/6	@ Philadelphia	3-2	W 11-22-7
41	1/8	Boston	5-3	W 12-22-7
42	1/11	Montreal	7-3	W 13-22-7
43	1/15	Minnesota	7-2	W 14-22-7
44	1/16	@ Toronto	4-3	W 15-22-7
45	1/18	Boston	0-2	L 15-23-7
46	1/22	Pittsburgh	1-0	W 16-23-7
47	1/23	@ Detroit	1-3	L 16-24-7
48	1/26	@ Pittsburgh	2-1	W 17-24-7
49	1/29	@ Montreal	0-4	L 17-25-7
50	1/30	@ Boston	2-5	L 17-26-7
51	2/1	Montreal	1-3	L 17-27-7
52	2/3	Pittsburgh	3-4	L 17-28-7
53	2/5	N.Y. Rangers	6-5	W 18-28-7
54	2/6	@ Philadelphia	2-2	T 18-28-8
55	2/8	Toronto	1-2	L 18-29-8
56	2/10	Minnesota	1-3	L 18-30-8
57	2/12	Vancouver	5-4	W 19-30-8
58	2/15	Chicago	2-3	L 19-31-8
59	2/16	@ Los Angeles	3-1	W 20-31-8
60	2/18	@ Vancouver	2-5	L 20-32-8
61	2/20	@ California	4-4	T 20-32-9
62	2/23	@ Los Angeles	2-0	W 21-32-9
63	2/26	@ Minnesota	3-2	W 22-32-9
64	2/27	@ N.Y. Rangers	0-2	L 22-33-9
65	3/1	Toronto	1-3	L 22-34-9
66	3/4	@ Philadelphia	2-6	L 22-35-9
67	3/5	@ Buffalo	6-2	W 23-35-9
68	3/7	Los Angeles	4-2	W 24-35-9
69	3/9	Montreal	1-5	L 24-36-9
70	3/11	Philadelphia	4-2	W 25-36-9
71	3/17	@ California	2-2	T 25-36-10
72	3/19	@ Vancouver	3-3	T 25-36-11

#	DATE	VERSUS	SCORE	RECORD
73	3/22	California	4-1	W 26-36-11
74	3/25	Detroit	5-3	W 27-36-11
75	3/26	@ Chicago	0-4	L 27-37-11
76	3/28	Vancouver	2-1	W 28-37-11
77	4/1	Chicago	0-2	L 28-38-11
78	4/2	@ Pittsburgh	2-6	L 28-39-11

PLAYER	GP	G	A	TP	+/-	PIM	PPSH	GW	S	%
Garry Unger	78	36	34	70	-8	104	14	1	4	321 11.2
Frank St. Marseille	78	16	36	52	5	32	1	0	1	228 7.0
Jack Egers	63	21	25	46	5	34	5	0	2	210 10.0
(STL)	17	2	1	3	2	14	1	0	0	13 15.4
(N.Y.R.)	80	23	26	49	7	48	6	0	2	223 10.3
(TOTALS)	77	28	17	45	3	52	4	0	7	236 11.9
Gary Sabourin	63	20	23	43	-4	19	5	0	3	176 11.4
Mike Murphy	75	13	18	31	7	12	1	6	3	94 13.8
Terry Crisp	78	7	22	29	6	176	1	2	0	128 5.5
Barclay Plager	49	12	13	25	-1	76	0	0	0	170 7.1
Phil Roberto	27	3	2	5	3	22	0	0	0	35 8.6
(MTL)	76	15	15	30	2	98	0	0	0	205 7.3
(TOTALS)	42	2	16	18	-6	40	0	1	5	58 3.4
Carl Brewer	41	8	9	17	-13	6	1	0	1	123 6.5
Christian Bordeleau	25	6	8	14	5	6	1	0	1	35 17.1
(CHI)	66	14	17	31	-8	12	2	0	2	158 8.9
(TOTALS)	46	5	11	16	-2	54	0	0	1	68 7.4
Brian Lavender	60	3	10	13	11	147	0	0	0	133 2.3
Andre Dupont	42	2	11	13	-11	7	2	1	3	54 5.9
George Morrison	51	5	7	12	4	4	2	0	1	69 10.1
Jimmy Roberts	51	5	7	12	4	4	2	0	1	69 10.1
(MTL)	77	12	22	34	5	57	1	5	1	115 10.4
(STL)	65	1	11	12	-15	64	0	1	6	63 1.6
(TOTALS)	50	4	7	11	-1	81	0	0	0	59 6.8
Bill Plager	47	2	9	11	-1	10	0	1	6	60 3.3
Bob Plager	53	14	20	34	-15	12	6	3	1	51 9.3
Larry Hornung	15	5	10	16	-2	2	2	0	0	48 10.4
Wayne Connelly	68	19	25	44	-21	14	8	0	3	199 9.5
(VAN)	49	4	6	10	-9	48	0	2	6	58 5.8
(TOTALS)	31	3	5	8	-4	30	0	0	0	32 9.4
Floyd Thomson	48	6	9	15	0	28	0	2	6	63 9.5
Curt Bennett	20	3	3	6	-4	11	0	0	0	25 12.0
Danny O'Shea	68	9	12	21	-4	39	0	2	8	88 10.2
(CHI)	51	1	5	6	1	50	0	0	3	34 2.9
(STL)	59	8	16	16	25	1	0	3	7	104 10.8
(TOTALS)	74	11	20	21	16	34	1	3	10	103 10.7
Bill Sutherland	9	2	3	5	4	2	0	1	0	7 28.6
(DET)	5	0	1	1	-1	2	0	0	0	3 0.0
(TOTALS)	14	2	4	6	3	4	0	1	0	10 20.0
Gerry Odrowski	55	1	2	3	-1	8	0	1	0	30 3.3
Michel Parizeau	37	2	12	14	-6	10	1	1	3	39 5.1
(PHI)	21	2	3	3	-1	8	1	0	0	14 7.1
(STL)	58	3	14	17	-7	18	2	1	5	53 5.7
(TOTALS)	18	0	3	3	-13	8	0	0	0	14 0.0
Jim Shires	28	0	1	1	0	0	0	0	0	0 0.0
Jacques Caron	33	10	14	24	-11	12	2	0	1	85 11.8
(BUF)	12	0	1	1	-8	12	0	0	0	16 0.0
(STL)	7	0	0	0	-1	0	0	0	1	0 0.0
(N.Y.R.)	52	10	15	25	-20	24	2	1	1	102 9.8
(TOTALS)	16	0	1	1	0	2	0	0	0	0 0.0
Jim McLeod	30	0	1	1	0	0	0	0	0	0 0.0
Ernie Wakely	17	0	0	0	-4	10	0	0	0	14 0.0
John Arbour	2	0	0	0	0	0	0	0	2	0 0.0
Gord Brooks	1	0	0	0	-1	4	0	0	1	0 0.0
Norm Dennis	61	6	18	24	-20	98	2	0	0	99 6.1
Chris Evans	2	0	0	0	0	0	0	0	0	0 0.0
(BUF)	63	4	0	0	-1	2	0	0	0	4 0.0
(TOTALS)	10	0	0	0	-1	0	0	0	0	0 0.0
Gord Kannegiesser	52	6	9	15	-19	44	0	0	0	56 10.7
Peter McDuffe	4	0	0	0	-1	2	0	0	0	3 0.0
(STL)	56	6	9	15	-20	46	0	0	0	59 10.2
(TOTALS)	6	0	0	0	-2	0	0	0	7	0 0.0
Brit Selby	2	0	0	0	0	0	0	0	0	0 0.0
Wayne Stephenson	2	0	0	0	-1	0	0	0	1	0 0.0
Gary Veneruzzo	2	0	0	0	-1	0	0	0	0	0 0.0

PLAYER	GP	G	A	TP	T/O	GA	GAA	SO	MIN
Jacques Caron	28	14	8	5	68	2.52	1	1	1,619
Ernie Wakely	30	8	18	2	92	3.42	1	1	1,614
Jim McLeod	16	6	6	4	44	3.00	0	0	880
Wayne Stephenson	2	0	1	0	9	5.40	0	0	100
Peter McDuffe	10	0	6	0	29	3.73	0	0	467

# TEAM & INDIVIDUAL RESULTS RECORDS & STATS

## 1970-1971 GAME-BY-GAME (34-25-19, 87 pts, 2nd West Division)

#	DATE	VERSUS	SCORE	RECORD
1	10/10	N.Y. Rangers	3-1	W 1-0-0
2	10/12	Vancouver	4-1	W 2-0-0
3	10/14	@ Toronto	3-7	L 2-1-0
4	10/17	Buffalo	4-1	W 3-1-0
5	10/18	@ Chicago	2-2	T 3-1-1
6	10/21	@ California	2-2	T 3-1-2
7	10/23	@ Vancouver	1-1	T 3-1-3
8	10/24	@ Los Angeles	1-3	L 3-2-3
9	10/28	California	3-2	W 4-2-3
10	10/31	Los Angeles	3-0	W 5-2-3
11	11/5	@ Boston	2-0	W 6-2-3
12	11/7	@ Minnesota	1-1	T 6-2-4
13	11/12	Detroit	2-1	W 7-2-4
14	11/14	Montreal	1-1	T 7-2-5
15	11/15	@ Philadelphia	2-1	W 8-2-5
16	11/17	Minnesota	3-5	L 8-3-5
17	11/19	@ Pittsburgh	1-0	W 9-3-5
18	11/21	Chicago	3-3	T 9-3-6
19	11/24	Boston	5-5	T 9-3-7
20	11/26	Toronto	1-0	W 10-3-7
21	11/28	Vancouver	5-1	W 11-3-7
22	12/2	@ N.Y. Rangers	2-4	L 11-4-7
23	12/3	@ Montreal	3-6	L 11-5-7
24	12/5	Detroit	3-0	W 12-5-7
25	12/6	@ Detroit	4-2	W 13-5-7
26	12/9	Philadelphia	2-5	L 13-6-7
27	12/11	Pittsburgh	3-2	W 14-6-7
28	12/13	@ Philadelphia	2-2	T 14-6-8
29	12/15	Minnesota	2-1	W 15-6-8
30	12/16	@ Chicago	3-8	L 15-7-8
31	12/19	Boston	1-7	L 15-8-8
32	12/23	Montreal	2-2	T 15-8-9
33	12/26	Minnesota	1-1	T 15-8-10
34	12/27	@ N.Y. Rangers	4-4	T 15-8-11
35	12/30	Philadelphia	5-2	W 16-8-11
36	1/2	@ Vancouver	3-1	W 17-8-11
37	1/3	@ Los Angeles	7-3	W 18-8-11
38	1/6	@ California	3-6	L 18-9-11
39	1/9	Vancouver	2-2	T 18-9-12
40	1/10	N.Y. Rangers	2-4	L 18-10-12
41	1/12	California	8-2	W 19-10-12
42	1/14	@ Buffalo	1-2	L 19-11-12
43	1/16	Chicago	3-2	W 20-11-12
44	1/21	@ Minnesota	3-5	L 20-12-12
45	1/23	Buffalo	7-1	W 21-12-12
46	1/27	Montreal	2-4	L 21-13-12
47	1/28	@ Detroit	1-1	T 21-13-13
48	1/31	@ Boston	0-6	L 21-14-13
49	2/3	@ Toronto	2-6	L 21-15-13
50	2/5	Pittsburgh	2-2	T 21-15-14
51	2/7	@ Philadelphia	6-2	W 22-15-14
52	2/9	Toronto	3-3	T 22-15-15
53	2/11	Boston	3-5	L 22-16-15
54	2/13	N.Y. Rangers	2-1	W 23-16-15
55	2/14	@ N.Y. Rangers	1-2	L 23-17-15
56	2/16	California	5-1	W 24-17-15
57	2/20	@ Toronto	1-3	L 24-18-15
58	2/21	@ Buffalo	3-1	W 25-18-15
59	2/24	@ Pittsburgh	5-5	T 25-18-16
60	2/25	@ Detroit	3-1	W 26-18-16
61	2/27	@ Montreal	2-3	L 26-19-16
62	3/3	Chicago	1-5	L 26-20-16
63	3/5	Toronto	3-1	W 27-20-16
64	3/7	@ Boston	1-4	L 27-21-16
65	3/9	Los Angeles	0-4	L 27-22-16
66	3/10	@ Minnesota	0-4	L 27-23-16
67	3/13	Buffalo	9-0	W 28-23-16
68	3/14	@ Chicago	4-4	T 28-23-17
69	3/16	Montreal	6-2	W 29-23-17
70	3/18	@ Buffalo	3-5	L 29-24-17
71	3/20	Detroit	2-1	W 30-24-17
72	3/23	@ Vancouver	1-4	L 30-25-17



## 1969-1970 GAME-BY-GAME (37-27-12, 86 pts, 1st West Division)

#	DATE	VERSUS	SCORE	RECORD
1	10/11	Chicago	7-2	W 1-0-0
2	10/15	Los Angeles	4-1	W 2-0-0
3	10/18	Minnesota	4-2	W 3-0-0
4	10/19	@ Detroit	2-4	L 3-1-0
5	10/22	@ Montreal	3-3	T 3-1-1
6	10/25	@ Toronto	2-4	L 3-2-1
7	10/26	@ Philadelphia	0-0	T 3-2-2
8	10/30	Montreal	2-2	T 3-2-3
9	11/1	Philadelphia	8-0	W 4-2-3
10	11/2	@ N.Y. Rangers	4-6	L 4-3-3
11	11/5	@ Boston	4-4	T 4-3-4
12	11/6	@ Detroit	5-2	W 5-3-4
13	11/8	@ Minnesota	2-5	L 5-4-4
14	11/13	Pittsburgh	4-0	W 6-4-4
15	11/15	Montreal	2-3	L 6-5-4
16	11/16	@ N.Y. Rangers	2-4	L 6-6-4
17	11/19	@ Pittsburgh	4-0	W 7-6-4
18	11/20	Minnesota	3-1	W 8-6-4
19	11/22	N.Y. Rangers	0-5	L 8-7-4
20	11/26	Oakland	4-1	W 9-7-4
21	11/29	Los Angeles	3-1	W 10-7-4
22	11/30	@ Chicago	1-3	L 10-8-4
23	12/3	Oakland	3-1	W 11-8-4
24	12/6	Detroit	1-5	L 11-9-4
25	12/7	@ Philadelphia	4-1	W 12-9-4
26	12/10	@ Oakland	3-3	T 12-9-5
27	12/13	@ Los Angeles	8-1	W 13-9-5
28	12/16	Detroit	6-4	W 14-9-5
29	12/18	Boston	3-3	T 14-9-6
30	12/20	Philadelphia	3-0	W 15-9-6
31	12/21	@ Chicago	0-4	L 15-10-6
32	12/23	Minnesota	5-3	W 16-10-6
33	12/26	Toronto	3-1	W 17-10-6
34	12/27	@ Toronto	1-4	L 17-11-6
35	12/30	@ Montreal	5-0	W 18-11-6
36	1/3	Pittsburgh	6-0	W 19-11-6
37	1/7	Philadelphia	2-2	T 19-11-7
38	1/10	Chicago	2-6	L 19-12-7
39	1/14	@ Minnesota	2-5	L 19-13-7
40	1/15	Toronto	2-0	W 20-13-7
41	1/17	Los Angeles	3-1	W 21-13-7
42	1/22	N.Y. Rangers	4-3	W 22-13-7
43	1/24	Detroit	2-5	L 22-14-7
44	1/25	@ Philadelphia	0-2	L 22-15-7
45	1/28	@ Oakland	6-1	W 23-15-7
46	1/29	@ Los Angeles	3-2	W 24-15-7
47	1/31	@ Pittsburgh	1-2	L 24-16-7
48	2/4	@ Toronto	0-1	L 24-17-7
49	2/6	Oakland	1-2	L 24-18-7
50	2/8	@ Boston	1-7	L 24-19-7
51	2/11	Boston	2-3	L 24-20-7
52	2/12	@ Detroit	2-5	L 24-21-7
53	2/14	Los Angeles	2-1	W 25-21-7
54	2/15	@ Minnesota	3-3	T 25-21-8
55	2/18	Chicago	5-2	W 26-21-8
56	2/20	@ Oakland	3-1	W 27-21-8
57	2/21	@ Los Angeles	4-2	W 28-21-8
58	2/25	@ N.Y. Rangers	1-2	L 28-22-8
59	2/28	@ Montreal	3-2	W 29-22-8
60	3/1	@ Boston	1-3	L 29-23-8
61	3/4	Boston	3-1	W 30-23-8
62	3/6	N.Y. Rangers	3-1	W 31-23-8
63	3/7	@ Pittsburgh	2-2	T 31-23-9
64	3/11	@ Minnesota	9-1	W 32-23-9
65	3/12	Philadelphia	4-2	W 33-23-9
66	3/14	Montreal	2-6	L 33-24-9
67	3/17	Minnesota	5-5	T 33-24-10
68	3/19	Pittsburgh	3-1	W 34-24-10

#	DATE	VERSUS	SCORE	RECORD
69	3/21	Toronto	0-2	L 34-25-10
70	3/22	@ Chicago	0-1	L 34-26-10
71	3/24	@ Los Angeles	4-0	W 35-26-10
72	3/27	@ Oakland	2-3	L 35-27-10
73	3/29	@ Pittsburgh	5-5	T 35-27-11
74	4/1	Oakland	2-2	T 35-27-12
75	4/2	@ Philadelphia	1-0	W 36-27-12
76	4/4	Pittsburgh	3-1	W 37-27-12

PLAYER	GP	G	A	TP	+/-	PIM	PP	SH	GW	S	%
Phil Goyette	72	29	49	78	3	16	13	0	5	152	19.1
Red Berenson	67	33	39	72	-3	38	16	0	8	282	11.7
Frank St. Marseille	74	16	43	59	-3	18	3	0	1	166	9.6
Ab McDonald	64	25	30	55	11	8	11	0	4	170	14.7
Gary Sabourin	72	28	14	42	-9	61	11	0	5	246	11.4
Tim Ecclestone	65	16	21	37	7	59	5	0	2	166	9.6
Larry Keenan	56	10	23	33	-8	8	3	0	0	113	8.8
Bill McCreary	73	15	17	32	4	16	2	1	1	174	8.6
Barclay Plager	75	6	26	32	2	128	1	1	1	97	6.2
Jimmy Roberts	76	13	17	30	18	51	1	2	4	165	7.9
Ron Anderson	59	9	9	18	11	36	0	0	0	197	4.6
Andre Boudrias	50	3	14	17	7	20	1	0	2	95	3.2
Jean-Guy Talbot	75	2	15	17	18	40	0	1	0	60	3.3
Bob Plager	64	3	11	14	2	113	0	0	0	83	3.6
Terry Crisp	26	5	6	11	0	2	0	0	1	44	11.4
Terry Gray	28	2	5	7	2	17	0	0	2	63	3.2
Ray Fortin	57	1	4	5	3	19	0	0	0	66	1.5
Noel Picard	39	1	4	5	0	88	1	0	0	31	3.2
Bill Plager	24	1	4	5	-5	30	0	0	0	23	4.3
Norm Dennis	5	3	0	3	0	5	0	0	0	8	37.5
Wayne Maki	16	2	1	3	-4	4	0	0	1	35	5.7
Camille Henry	4	1	2	3	-2	0	1	0	0	5	20.0
Al Arbour	68	0	3	3	7	85	0	0	0	30	0.0
Jacques Plante	32	0	2	2	0	0	0	0	0	0	0.0
Ron Buchanan	2	0	0	0	-1	0	0	0	0	4	0.0
Gary Edwards	1	0	0	0	0	0	0	0	0	0	0.0
Glenn Hall	18	0	0	0	0	0	0	0	0	0	0.0
Jaroslav Jirik	3	0	0	0	1	0	0	0	0	4	0.0
Ernie Wakely	30	0	0	0	0	0	0	0	0	0	0.0

PLAYER	GP	W	L	T/O	GA	GAA	SO	MIN
Jacques Plante	32	18	9	5	67	2.19	5	1,839
Ernie Wakely	30	12	9	4	58	2.11	4	1,651
Glenn Hall	18	7	8	3	49	2.91	1	1,010
Gary Edwards	1	0	1	0	4	4	0	60

## 1968-1969 GAME-BY-GAME (37-25-14, 88 pts, 1st West Division)

#	DATE	VERSUS	SCORE	RECORD
1	10/11	@ Chicago	3-4	L 0-1-0
2	10/12	Los Angeles	6-0	W 1-1-0
3	10/16	Montreal	2-4	L 1-2-0
4	10/19	Oakland	4-1	W 2-2-0
5	10/23	@ Toronto	4-6	L 2-3-0
6	10/24	@ Boston	2-1	W 3-3-0
7	10/26	@ Pittsburgh	2-4	L 3-4-0
8	10/30	Philadelphia	4-1	W 4-4-0
9	11/2	Minnesota	0-2	L 4-5-0
10	11/3	@ Detroit	4-4	T 4-5-1
11	11/6	@ Pittsburgh	3-1	W 5-5-1
12	11/7	@ Philadelphia	8-0	W 6-5-1
13	11/9	@ Montreal	1-4	L 6-6-1
14	11/10	@ Boston	1-1	T 6-6-2
15	11/13	@ N.Y. Rangers	3-1	W 7-6-2
16	11/16	Detroit	1-1	T 7-6-3
17	11/17	Minnesota	3-3	T 7-6-4
18	11/20	Oakland	7-0	W 8-6-4
19	11/23	Chicago	1-0	W 9-6-4
20	11/27	Boston	4-4	T 9-6-5
21	11/28	@ Detroit	3-1	W 10-6-5
22	11/30	Philadelphia	1-0	W 11-6-5
23	12/4	Chicago	3-3	T 11-6-6
24	12/7	Pittsburgh	1-1	T 11-6-7
25	12/8	@ Philadelphia	4-4	T 11-6-8
26	12/11	@ Chicago	3-6	L 11-7-8
27	12/12	@ Montreal	4-5	L 11-8-8
28	12/14	@ Toronto	2-3	L 11-9-8
29	12/15	Los Angeles	3-1	W 12-9-8
30	12/20	@ Oakland	1-0	W 13-9-8
31	12/21	N.Y. Rangers	2-2	T 13-9-9
32	12/25	@ Minnesota	2-0	W 14-9-9
33	12/26	Pittsburgh	3-2	W 15-9-9
34	12/28	Boston	2-6	L 15-10-9
35	1/1	@ Los Angeles	0-0	T 15-10-10
36	1/3	@ Oakland	3-1	W 16-10-10
37	1/4	Detroit	3-1	W 17-10-10
38	1/7	Los Angeles	5-0	W 18-10-10
39	1/8	@ Chicago	1-3	L 18-11-10
40	1/11	Chicago	6-1	W 19-11-10
41	1/12	@ Minnesota	2-0	W 20-11-10
42	1/15	Philadelphia	4-3	W 21-11-10
43	1/18	N.Y. Rangers	2-2	T 21-11-11
44	1/19	@ Minnesota	3-1	W 22-11-11
45	1/23	Toronto	2-3	L 22-12-11
46	1/25	@ Boston	0-4	L 22-13-11
47	1/26	Oakland	3-1	W 23-13-11
48	1/29	@ Pittsburgh	2-1	W 24-13-11
49	1/30	N.Y. Rangers	3-4	L 24-14-11
50	2/1	@ Detroit	2-0	W 25-14-11
51	2/2	Toronto	5-3	W 26-14-11
52	2/4	@ Los Angeles	2-4	L 26-15-11
53	2/6	Boston	3-1	W 27-15-11
54	2/8	@ N.Y. Rangers	0-2	L 27-16-11
55	2/9	Montreal	4-4	T 27-16-12
56	2/12	Pittsburgh	2-0	W 28-16-12
57	2/13	@ Philadelphia	2-1	W 29-16-12
58	2/15	Los Angeles	4-1	W 30-16-12
59	2/16	Minnesota	6-0	W 31-16-12
60	2/19	Philadelphia	3-1	W 32-16-12
61	2/21	@ Oakland	2-3	L 32-17-12
62	2/22	@ Los Angeles	3-1	W 33-17-12
63	2/26	@ Toronto	2-3	L 33-18-12
64	3/1	@ Montreal	0-3	L 33-19-12
65	3/2	@ N.Y. Rangers	1-2	L 33-20-12
66	3/5	@ Pittsburgh	2-4	L 33-21-12
67	3/8	Oakland	5-2	W 34-21-12
68	3/9	@ Minnesota	2-2	T 34-21-13

#	DATE	VERSUS	SCORE	RECORD
69	3/11	Montreal	0-3	L 34-22-13
70	3/15	Detroit	3-2	W 35-22-13
71	3/16	Minnesota	2-3	L 35-23-13
72	3/19	Toronto	1-1	T 35-23-14
73	3/22	Pittsburgh	1-2	L 35-24-14
74	3/23	@ Philadelphia	3-4	L 35-25-14
75	3/26	@ Oakland	5-3	W 36-25-14
76	3/29	@ Los Angeles	3-1	W 37-25-14

PLAYER	GP	G	A	TP	+/-	PIM	PP	SH	GW	S	%
Red Berenson	76	35	47	82	26	43	7	1	6	288	12.2
Gary Sabourin	75	25	23	48	23	58	3	0	3	228	11.0
Ab McDonald	68	21	21	42	19	12	2	0	4	138	15.2
Camille Henry	64	17	22	39	14	8	7	0	1	94	18.1
Ron Schock	67	12	27	39	3	14	4	0	3	157	7.6
Frank St. Marseille	72	12	26	38	20	22	3	0	3	169	7.1
Tim Ecclestone	68	11	23	34	20	31	1	0	4	151	7.3
Jimmy Roberts	72	14	19	33	13	81	2	1	1	129	10.9
Bill McCreary	71	13	17	30	4	50	3	1	4	130	10.0
Barclay Plager	61	4	26	30	31	120	0	0	1	88	4.5
Noel Picard	67	5	19	24	19	131	0	0	1	136	3.7
Doug Harvey	70	2	20	22	11	30	1	0	0	46	4.3
Craig Cameron	72	11	5	16	-8	40	2	0	1	123	8.9
Terry Crisp	57	6	9	15	8	14	1	1	0	40	15.0
Larry Keenan	46	5	9	14	19	6	0	0	2	73	6.8
Jean-Guy Talbot	69	5	4	9	9	24	0	0	1	67	7.5
Al Arbour	67	1	6	7	20	50	0	0	1	25	4.0
Bob Plager	32	0	7	7	10	43	0	0	0	46	0.0
Terry Gray	8	4	0	4	0	4	2	0	1	19	21.1
Glenn Hall	41	0	2	2	0	20	0	0	0	0	0.0
Myron Stankiewicz (PHI)	19	0	5	5	-11	25	0	0	0	43	0.0
(STL)	16	0	2	2	-2	11	0	0	0	17	0.0
(TOTALS)	35	0	7	7	-13	36	0	0	0	60	0.0
Ray Fortin	11	1	0	1	4	6	0	0	0	10	10.0
Norm Dennis	2	0	0	0	1	2	0	0	0	0	0.0
Gary Edwards	1	0	0	0	0	0	0	0	0	0	0.0
Robbie Irons	1	0	0	0	0	0	0	0	0	0	0.0
Ted Quimet	1	0	0	0	0	0	0	0	0	0	0.0
Bill Plager	2	0	0	0	0	2	0	0	0	3	0.0
Jacques Plante	37	0	0	0	0	2	0	0	0	0	0.0



## 1967-1968 GAME-BY-GAME (27-31-16, 70 pts, 3rd West Division)

#	DATE	VERSUS	SCORE	RECORD
1	10/11	Minnesota	2-2	T 0-0-1
2	10/13	Pittsburgh	1-3	L 0-1-1
3	10/14	@ Pittsburgh	4-2	W 1-1-1
4	10/18	Philadelphia	1-2	L 1-2-1
5	10/21	Los Angeles	3-3	T 1-2-2
6	10/22	@ Detroit	0-1	L 1-3-2
7	10/25	@ Minnesota	2-3	L 1-4-2
8	10/28	@ Montreal	1-4	L 1-5-2
9	11/1	Boston	5-1	W 2-5-2
10	11/4	Detroit	3-2	W 3-5-2
11	11/8	@ Minnesota	1-5	L 3-6-2
12	11/11	@ Pittsburgh	5-1	W 4-6-2
13	11/12	@ Chicago	2-5	L 4-7-2
14	11/15	Chicago	1-4	L 4-8-2
15	11/18	Pittsburgh	3-5	L 4-9-2
16	11/19	@ Philadelphia	2-3	L 4-10-2
17	11/22	Montreal	1-3	L 4-11-2
18	11/25	Philadelphia	1-2	L 4-12-2
19	11/26	@ N.Y. Rangers	0-1	L 4-13-2
20	11/29	Los Angeles	3-2	W 5-13-2
21	12/2	Minnesota	1-5	L 5-14-2
22	12/3	@ Philadelphia	2-4	L 5-15-2
23	12/6	@ Los Angeles	2-3	L 5-16-2
24	12/9	@ Oakland	1-0	W 6-16-2
25	12/10	Toronto	2-1	W 7-16-2
26	12/13	Oakland	3-1	W 8-16-2
27	12/14	@ Philadelphia	2-2	T 8-16-3
28	12/16	Philadelphia	0-1	L 8-17-3
29	12/17	@ N.Y. Rangers	3-5	L 8-18-3
30	12/20	@ Oakland	2-1	W 9-18-3
31	12/23	@ Los Angeles	0-4	L 9-19-3
32	12/25	@ Minnesota	1-0	W 10-19-3
33	12/27	Los Angeles	4-2	W 11-19-3
34	12/29	Pittsburgh	2-1	W 12-19-3
35	12/30	@ Toronto	1-8	L 12-20-3
36	1/3	Oakland	4-0	W 13-20-3
37	1/6	Los Angeles	2-1	W 14-20-3
38	1/10	@ Oakland	2-2	T 14-20-4
39	1/11	@ Los Angeles	2-2	T 14-20-5
40	1/13	N.Y. Rangers	1-3	L 14-21-5
41	1/14	@ Chicago	2-2	T 14-21-6
42	1/17	Minnesota	5-0	W 15-21-6
43	1/21	@ Philadelphia	2-2	T 15-21-7
44	1/24	Minnesota	5-2	W 16-21-7
45	1/25	@ Detroit	4-4	T 16-21-8
46	1/27	N.Y. Rangers	4-3	W 17-21-8
47	1/31	Pittsburgh	9-4	W 18-21-8
48	2/1	@ Pittsburgh	0-2	L 18-22-8
49	2/3	Oakland	4-1	W 19-22-8
50	2/7	Boston	4-6	L 19-23-8
51	2/10	Philadelphia	1-2	L 19-24-8
52	2/11	@ Boston	3-3	T 19-24-9
53	2/14	Los Angeles	2-2	T 19-24-10
54	2/16	@ Pittsburgh	3-1	W 20-24-10
55	2/17	@ Minnesota	2-2	T 20-24-11
56	2/21	@ Toronto	5-1	W 21-24-11
57	2/22	@ Montreal	1-2	L 21-25-11
58	2/25	@ Los Angeles	2-4	L 21-26-11
59	2/28	Montreal	3-3	T 21-26-12
60	3/2	Chicago	3-3	T 21-26-13
61	3/3	@ Boston	3-9	L 21-27-13
62	3/6	Pittsburgh	4-2	W 22-27-13
63	3/9	Oakland	3-1	W 23-27-13
64	3/10	@ Oakland	1-0	W 24-27-13
65	3/13	Toronto	3-3	T 24-27-14
66	3/15	Oakland	1-1	T 24-27-15
67	3/16	Detroit	3-6	L 24-28-15
68	3/20	@ Pittsburgh	2-4	L 24-29-15

#	DATE	VERSUS	SCORE	RECORD
69	3/22	@ Los Angeles	1-6	L 24-30-15
70	3/23	@ Oakland	3-3	T 24-30-16
71	3/27	Philadelphia	3-0	W 25-30-16
72	3/28	@ Philadelphia	0-2	L 25-31-16
73	3/30	Minnesota	3-2	W 26-31-16
74	3/31	@ Minnesota	5-3	W 27-31-16

PLAYER	GP	G	A	TP	+/-	PIM	PP	SH	GW	S	S%
Red Berenson (STL)	55	22	29	51	-8	22	7	0	7	219	10.0
(N.Y.R.)	19	2	1	3	-1	2	0	0	0	25	8.0
(TOTALS)	74	24	30	54	-9	24	7	0	7	244	9.8
Gerry Melnyk	73	15	35	50	-11	14	3	1	3	144	10.4
Jimmy Roberts	74	14	23	37	-8	66	3	1	1	164	8.5
Frank St. Marseille	57	16	16	32	11	12	1	0	1	147	10.9
Terry Crisp	73	9	20	29	9	10	0	1	1	135	6.7
Don McKenzie	39	9	20	29	1	4	1	0	1	93	9.7
Bill McCreary	70	13	13	26	2	22	2	4	2	154	8.4
Gary Sabourin	50	13	10	23	11	50	0	2	2	121	10.7
Larry Keenan	40	12	8	20	-7	4	0	0	2	102	11.8
Barclay Plager	49	5	15	20	4	153	2	0	1	61	8.2
Ron Schock	55	9	9	18	-17	17	4	0	1	116	7.8
Fred Hucul	43	2	13	15	-3	30	1	0	0	85	2.4
Tim Ecclestone	50	6	8	14	1	16	3	0	0	97	6.2
Ron Stewart (N.Y.R.)	55	7	7	14	-4	19	0	0	1	101	6.9
(STL)	19	7	5	12	-7	11	1	1	2	69	10.1
(TOTALS)	74	14	12	26	-11	30	1	1	3	170	8.2
Al Arbour	74	1	10	11	-6	50	1	0	0	39	2.6
Noel Picard	66	1	10	11	-4	142	0	0	1	120	0.8
Craig Cameron	32	7	2	9	2	8	0	0	0	43	16.3
Dickie Moore	27	5	3	8	-8	9	1	0	1	37	13.5
Wayne Rivers	22	4	4	8	-2	8	1	0	0	53	7.5
Ron Attwell (STL)	18	1	7	8	-9	6	1	0	0	31	3.2
(N.Y.R.)	4	0	0	0	0	2	0	0	0	0	0.0
(TOTALS)	22	1	7	8	-9	8	1	0	0	31	3.2
Bob Plager	53	2	5	7	-11	86	0	0	0	52	3.8
Roger Picard	15	2	2	4	-4	21	0	0	0	45	4.4
Jean-Guy Talbot (DET)	32	0	3	3	0	10	0	0	0	11	0.0
(STL)	23	0	4	4	3	2	0	0	0	29	0.0
(MIN)	4	0	0	0	-6	4	0	0	0	7	0.0
(TOTALS)	59	0	7	7	-3	16	0	0	0	47	0.0
Norm Beaudin	13	1	1	2	-4	4	1	0	0	9	11.1
Gary Veneruzzo	5	1	1	2	1	0	0	0	0	8	12.5
Ray Fortin	24	0	2	2	-3	8	0	0	0	25	0.0
Gord Kanngiesser	19	0	1	1	-3	13	0	0	0	12	0.0
Seth Martin	30	0	1	1	0	0	0	0	0	0	0.0
Don Caley	1	0	0	0	0	0	0	0	0	0	0.0
Claude Cardin	1	0	0	0	-1	0	0	0	0	1	0.0
Darryl Edstrand	12	0	0	0	-2	2	0	0	0	12	0.0
Glenn Hall	49	0	0	0	0	0	0	0	0	0	0.0

PLAYER	GP	W	L	T/O	GA	GAA	SO	MIN
Glenn Hall	49	19	21	9	118	2.48	5	2,858
Seth Martin	30	8	10	7	67	2.59	1	1,552
Don Caley	1	0	0	0	3	6.00	0	30

## ST. LOUIS BLUES ALL-TIME YEAR-BY-YEAR RECORDS

SEASON	GP	W	L	OTL/T	SOL/OTL	GF	GA	TP	FINISHED	PLAYOFF RESULT
2012-13	48	29	17	1	1	129	115	60	2nd	Central Division Lost Conference Quarterfinal
2011-12	82	49	22	1	10	210	165	109	1st	Central Division Lost Conference Semifinal
2010-11	82	38	33	5	6	240	234	87	4th	Central Division Did Not Qualify
2009-10	82	40	32	5	5	225	223	90	4th	Central Division Did Not Qualify
2008-09	82	41	31	4	6	233	233	92	3rd	Central Division Lost Conference Quarterfinal
2007-08	82	33	36	8	5	205	237	79	5th	Central Division Did Not Qualify
2006-07	82	34	35	7	6	214	254	81	3rd	Central Division Did Not Qualify
2005-06	82	21	46	7	8	197	292	57	5th	Central Division Did Not Qualify
2003-04	82	39	30	11	2	191	198	91	2nd	Central Division Lost Conference Quarterfinal
2002-03	82	41	24	11	6	253	222	99	2nd	Central Division Lost Conference Quarterfinal
2001-02	82	43	27	8	4	227	188	98	2nd	Central Division Lost Conference Semifinal
2000-01	82	43	22	12	5	249	195	103	2nd	Central Division Lost Conference Final
1999-00	82	51	19	11	1	248	165	114	1st	Central Division Lost Conference Quarterfinal
1998-99	82	37	32	13	-	237	209	87	2nd	Central Division Lost Conference Semifinals
1997-98	82	45	29	8	-	256	204	98	3rd	Central Division Lost Conference Semifinals
1996-97	82	36	35	11	-	236	239	83	4th	Central Division Lost Conference Quarterfinal
1995-96	82	32	34	16	-	219	248	80	4th	Central Division Lost Conference Semifinal
1994-95	48	28	15	5	-	178	135	61	2nd	Central Division Lost Conference Quarterfinal
1993-94	84	40	33	11	-	270	283	91	4th	Central Division Lost Conference Quarterfinal
1992-93	84	37	36	11	-	282	278	85	4th	Norris Division Lost Division Final
1991-92	80	36	33	11	-	279	266	83	3rd	Norris Division Lost Division Semifinal
1990-91	80	47	22	11	-	310	250	105	2nd	Norris Division Lost Division Final
1989-90	80	37	34	9	-	295	279	83	2nd	Norris Division Lost Division Final
1988-89	80	33	35	12	-	275	285	78	2nd	Norris Division Lost Division Final
1987-88	80	34	38	8	-	278	294	76	2nd	Norris Division Lost Division Final
1986-87	80	32	33	15	-	281	293	79	1st	Norris Division Lost Division Semifinal
1985-86	80	37	34	9	-	302	291	83	3rd	Norris Division Lost Conference Final
1984-85	80	37	31	12	-	299	288	86	1st	Norris Division Lost Division Semifinal
1983-84	80	32	41	7	-	293	316	71	2nd	Norris Division Lost Division Final
1982-83	80	25	40	15	-	285	316	65	4th	Norris Division Lost Division Semifinal
1981-82	80	32	40	8	-	315	349	72	3rd	Norris Division Lost Division Final
1980-81	80	45	18	17	-	352	281	107	1st	Smythe Division Lost Quarterfinal
1979-80	80	34	34	12	-	266	278	80	2nd	Smythe Division Lost Preliminary
1978-79	80	18	50	12	-	249	348	48	3rd	Smythe Division Did Not Qualify
1977-78	80	20	47	13	-	195	304	53	4th	Smythe Division Did Not Qualify
1976-77	80	32	39	9	-	239	276	73	1st	Smythe Division Lost Quarterfinal
1975-76	80	29	37	14	-	249	290	72	3rd	Smythe Division Lost Preliminary
1974-75	80	35	31	14	-	269	267	84	2nd	Smythe Division Lost Preliminary
1973-74	78	26	40	12	-	206	248	64	6th	West Division Did Not Qualify
1972-73	78	32	34	12	-	233	251	76	4th	West Division Lost Quarterfinal
1971-72	78	28	39	11	-	208	247	67	3rd	West Division Lost Semifinal
1970-71	78	34	25	19	-	223	208	87	2nd	West Division Lost Quarterfinal
1969-70	76	37	27	12	-	224	179	86	1st	West Division Lost Final
1968-69	76	37	25	14	-	204	157	88	1st	West Division Lost Final
1967-68	74	27	31	16	-	177	191	70	3rd	West Division Lost Final
Totals	3,506	1,544	1,429	469	64	10,876	10,954	3,621	8 Division Titles	

\* The NHL adopted the Shootout for the 2005-06 season

## ST. LOUIS BLUES ALL-TIME HOME & ROAD RECORDS

SEASON	GP	HOME					ROAD				
		W	L	OTL/T	SOL/OTL	PTS	W	L	OTL/T	SOL/OTL	PTS
2012-13	48	15	8	0	1	31	14	9	1	0	29
2011-12	82	30	6	1	4	65	19	16	0	6	44
2010-11	82	23	13	1	4	51	15	20	4	2	36
2009-10	82	18	18	3	2	41	22	14	2	3	49
2008-09	82	23	13	3	2	51	18	18	1	4	41
2007-08	82	20	15	3	3	46	13	21	5	2	33
2006-07	82	18	19	3	1	40	16	16	4	5	41
2005-06	82	12	23	3	3	30	9	23	4	5	27
2003-04	82	23	11	7	0	53	16	19	4	2	38
2002-03	82	23	11	4	3	53	18	13	7	3	46
2001-02	82	27	12	1	1	56	16	15	7	3	42
2000-01	82	28	5	5	3	64	15	17	7	2	39
1999-00	82	24	9	7	1	56	27	10	4	0	58
1998-99	82	18	17	6	-	42	19	15	7	-	45
1997-98	82	26	10	5	-	57	19	19	3	-	41
1996-97	82	17	20	4	-	38	19	15	7	-	45
1995-96	82	15	17	9	-	39	17	17	7	-	41
1994-95	48	16	6	2	-	34	12	9	3	-	27
1993-94	84	23	11	8	-	54	17	22	3	-	37
1992-93	84	22	13	7	-	51	15	23	4	-	34
1991-92	80	25	12	3	-	53	11	21	8	-	30
1990-91	80	24	9	7	-	55	23	13	4	-	50
1989-90	80	20	15	5	-	45	17	19	4	-	38
1988-89	80	22	11	7	-	51	11	24	5	-	27
1987-88	80	18	17	5	-	41	16	21	3	-	35
1986-87	80	21	12	7	-	49	11	21	8	-	30
1985-86	80	23	11	6	-	52	14	23	3	-	31
1984-85	80	21	12	7	-	49	16	19	5	-	3
1983-84	80	23	14	3	-	49	9	27	4	-	22
1982-83	80	16	16	8	-	40	9	24	7	-	25
1981-82	80	22	14	4	-	48	10	26	4	-	24
1980-81	80	29	7	4	-	62	16	11	13	-	45
1979-80	80	20	13	7	-	47	14	21	5	-	33
1978-79	80	14	20	6	-	34	4	30	6	-	14
1977-78	80	12	20	8	-	32	8	27	5	-	21
1976-77	80	22	13	5	-	49	10	26	4	-	24
1975-76	80	20	12	8	-	48	9	25	6	-	24
1974-75	80	23	13	4	-	50	12	18	10	-	34
1973-74	78	16	16	7	-	39	10	24	5	-	25
1972-73	78	21	11	7	-	49	11	23	5	-	27
1971-72	78	17	17	5	-	39	11	22	6	-	28
1970-71	78	23	7	9	-	55	11	18	10	-	32
1969-70	76	24	9	5	-	53	13	18	7	-	33
1968-69	76	21	8	9	-	51	16	17	5	-	37
1967-68	74	18	12	7	-	43	9	19	9	-	27
<b>TOTALS</b>	<b>3,506</b>	<b>921</b>	<b>570</b>	<b>235</b>	<b>27</b>	<b>2,104</b>	<b>623</b>	<b>859</b>	<b>234</b>	<b>37</b>	<b>1,483</b>

\*The NHL adopted the shootout for the 2005-06 season

## BLUES VS. NHL IN OVERTIME

TEAM	GP	W	L	T
Anaheim	14	6	3	5
Boston	12	4	3	5
Buffalo	9	4	1	4
Calgary	18	5	5	8
Carolina	7	3	0	4
Chicago	36	5	11	20
Colorado	15	4	2	9
Columbus	10	5	2	3
Dallas	32	5	6	21
Detroit	41	10	6	25
Edmonton	19	5	6	8
Florida	5	1	1	3
Los Angeles	15	2	0	13
Minnesota	11	4	2	5
Montreal	13	2	3	8
Nashville	13	4	5	4
New Jersey	11	4	2	5
N.Y. Islanders	14	2	3	9
N.Y. Rangers	9	0	2	7
Ottawa	2	0	0	2
Philadelphia	8	3	3	2
Phoenix	21	5	4	12
Pittsburgh	11	4	1	6
San Jose	8	3	3	2
Tampa Bay	7	2	2	3
Toronto	28	7	8	13
Vancouver	18	1	9	8
Washington	8	0	1	7
Winnipeg	2	0	1	1
<b>TOTALS</b>	<b>417</b>	<b>100</b>	<b>95</b>	<b>222</b>

Overtime was adopted for the 1983-84 season.

The four on four overtime format was adopted for the 1999-2000 season.

NHL adopts shootouts starting in the 2005-06 season

## YEAR-BY-YEAR OVERTIME

RECORDS					
SEASON	GP	W	L	T	TP
2012-13**	11	4	1	--	9
2011-12**	18	3	1	--	7
2010-11**	18	3	5	--	11
2009-10**	20	3	5	--	11
2008-09**	20	4	4	--	12
2007-08**	17	1	8	--	10
2006-07**	23	4	7	--	15
2005-06**	22	3	7	--	13
2003-04	24	11	2	11	35
2002-03	23	6	6	11	29
2001-02	18	6	4	8	24
2000-01	23	6	5	12	29
1999-2000*	17	5	1	11	22
1998-99	15	1	1	13	15
1997-98	12	2	2	8	12
1996-97	13	1	1	11	13
1995-96	18	1	1	16	18
1994-95	7	1	1	5	7
1993-94	17	4	2	11	19
1992-93	17	2	4	11	15
1991-92	15	2	2	11	15
1990-91	18	3	4	11	17
1989-90	15	2	4	9	13
1988-89	16	3	1	12	18
1987-88	14	2	4	8	12
1986-87	21	4	2	15	23
1985-86	17	5	3	9	19
1984-85	15	2	1	12	16
1983-84	11	3	1	7	13
<b>TOTALS</b>	<b>495</b>	<b>97</b>	<b>90</b>	<b>222</b>	<b>472</b>

\*NHL adopts overtime loss starting in the 1999-2000 season; teams earn one point for overtime loss

\*\*NHL adopts shootouts starting in the 2005-06 season



## REGULAR SEASON OVERTIME WINS

DATE	OPPONENT	SCORE	GOAL SCORER	TIME	DATE	OPPONENT	SCORE	GOAL SCORER	TIME
3/16/2013	Anaheim	2-1	Stewart	0:45	11/29/2000	@ Toronto	6-5	Hecht	0:18
3/9/2013	@ San Jose	4-3	Berglund	1:12	10/28/2000	Dallas	4-3	MacInnis	0:15
2/13/2013	@ Detroit	4-3	Steen	0:52	2/1/2000	@ Calgary	5-4	Demitra	2:02
1/27/2013	Minnesota	5-4	Sobotka	2:16	12/30/1999	San Jose	2-1	MacInnis	3:40
2/11/2012	Colorado	3-2	Colaiacono	3:18	11/22/1999	Nashville	3-2	Eastwood	2:39
11/23/2011	@ Pittsburgh	3-2	Pietrangelo	4:07	10/30/1999	Detroit	5-4	Demitra	0:56
10/21/2011	Carolina	3-2	D'Agostini	3:58	10/21/1999	Edmonton	3-2	Finley	0:19
3/9/2011	@ Columbus	4-3	Stewart	0:54	2/1/1999	@ Edmonton	4-3	Turgeon	0:35
10/23/2010	Pittsburgh	1-0	Johnson	0:50	12/6/1997	Calgary	4-3	Courtinall	4:38
10/9/2010	Philadelphia	2-1	Colaiacono	1:47	10/9/1997	Los Angeles	3-2	Hull	3:16
4/15/2010	Columbus	2-1	Johnson	3:59	11/21/1996	Phoenix	4-3	York	0:57
1/20/2010	@ Montreal	4-3	McDonald	3:19	2/22/1996	@ Chicago	4-3	Noonan	3:14
11/19/2009	Phoenix	3-2	Johnson	0:17	2/2/1995	@ Winnipeg	5-4	Hull	3:32
3/7/2009	@ Tampa Bay	4-3	Boyes	0:27	3/20/1994	@ Chicago	4-3	Stastny	0:33
2/19/2009	@ Nashville	2-1	Tkachuk	2:52	1/24/1994	@ Anaheim	3-2	Miller	1:10
11/21/2008	Anaheim	3-2	Stempniak	2:39	1/2/1994	Calgary	4-3	Janney	3:52
11/14/2008	@ Chicago	4-3	McDonald	2:15	11/6/1993	Edmonton	6-5	Ron Sutter	0:15
3/28/2008	@ Detroit	4-3	Boyes	2:43	1/7/1993	Calgary	3-2	Shanahan	2:58
3/17/2007	@ Edmonton	3-2	Brewer	2:04	12/26/1992	@ Chicago	3-2	Baron	1:35
3/1/2007	@ N.Y. Islanders	3-2	Stempniak	0:25	11/14/1991	Winnipeg	2-1	Norwood	2:31
1/26/2007	Detroit	2-1	Guerin	1:09	10/10/1991	Edmonton	3-2	Hull	4:31
12/23/2007	Buffalo	3-2	Guerin	1:35	2/6/1991	@ Buffalo	5-4	Hull	4:15
3/13/2006	Columbus	3-2	Backman	3:49	1/31/1991	Hartford	4-3	Brind'Amour	0:55
3/10/2006	Minnesota	2-1	Stempniak	0:25	1/26/1991	Detroit	5-4	Courtinall	2:12
2/4/2006	Dallas	4-3	Jackman	2:16	2/13/1990	@ Minnesota	2-1	Meagher	2:49
3/27/2004	Chicago	4-3	Salvador	1:50	1/4/1990	Philadelphia	5-4	G. Cavallini	2:44
3/9/2004	NY Islanders	3-2	Demitra	1:01	4/1/1989	Toronto	4-3	G. Cavallini	4:10
2/19/2004	Tampa Bay	4-3	Weight	1:06	3/30/1989	Quebec	4-3	Paslowski	1:39
2/14/2004	Pittsburgh	3-2	Boguniecki	2:06	3/16/1989	@ Philadelphia	4-3	Hull	3:21
1/19/2004	@ Florida	2-1	Demitra	0:48	3/26/1988	Toronto	3-2	Paslowski	2:07
12/16/2003	Columbus	2-1	Tkachuk	4:17	11/25/1987	@ Minnesota	4-3	Meagher	1:19
12/12/2003	@ Columbus	3-2	Weight	4:51	4/5/1987	@ Detroit	3-2	Ramage	3:49
12/9/2003	@ Toronto	3-2	Pronger	0:30	3/9/1987	Toronto	3-2	Paslowski	4:01
11/25/2003	Boston	4-3	Weight	4:18	2/21/1987	Quebec	4-3	Paslowski	1:23
11/13/2003	@ San Jose	4-3	Cajaneck	4:45	11/28/1986	@ Detroit	2-1	Hunter	4:10
11/4/2003	Anaheim	2-1	Tkachuk	4:29	3/20/1986	@ Detroit	3-2	Norwood	2:49
3/20/2003	Anaheim	3-2	Demitra	2:22	3/11/1986	Buffalo	3-2	Bourgeois	2:06
3/4/2003	Nashville	2-1	Papineau	1:45	11/16/1985	Vancouver	6-5	Mullen	2:09
1/30/2003	Buffalo	2-1	Tkachuk	3:26	11/12/1985	Toronto	4-3	Mullen	2:57
11/21/2002	Los Angeles	3-2	Khavanov	1:02	11/3/1985	@ Winnipeg	4-3	Gilmour	3:55
10/26/2002	Calgary	4-3	Boguniecki	4:35	4/7/1985	Detroit	6-5	Mullen	1:35
10/15/2002	Carolina	2-1	Koivisto	3:49	10/31/1984	Toronto	6-5	Sutter	1:08
4/13/2002	Detroit	3-2	Pronger	3:51	3/10/1984	New Jersey	6-5	Ramage (PPG)	3:09
4/3/2002	@ Dallas	2-1	Demitra	2:29	1/20/1984	@ New Jersey	4-3	Mullen	1:22
1/21/2002	@ Boston	4-3	Salvador	2:48	12/27/1983	@ New Jersey	5-4	Sutter	1:25
1/19/2002	Boston	2-1	Tkachuk	3:29					
1/20/2002	Pittsburgh	2-1	Demitra	3:35					
1/19/2001	@ Minnesota	3-2	Tkachuk	0:46					
2/24/2001	Boston	3-2	Turgeon (PPG)	1:20					
2/10/2001	@ Colorado	4-3	Corso	0:50					
1/25/2001	New Jersey	4-3	Turgeon	3:17					

## REGULAR SEASON SHOOTOUT WINS

Date	Opponent	Shootout Score	Game-Winning Goal
4/18/2013	Phoenix	1-0	McDonald
4/16/2013	Vancouver	2-0	McDonald
4/4/2013	@ Chicago	4-3	Shattenkirk
2/17/2013	@ Vancouver	2-0	Oshie
1/21/2013	@ Nashville	2-0	Oshie
2/25/2012	@ Winnipeg	2-1	Perron
2/23/2012	@ Nashville	2-0	Oshie
2/9/2012	@ New Jersey	1-0	Oshie
1/14/2012	Minnesota	1-0	Shattenkirk
3/7/2011	Columbus	3-2	Steen
11/24/2010	@ Nashville	1-0	McDonald
11/6/2010	@ Boston	2-1	Boyes
10/30/2010	Atlanta	2-0	Oshie
3/11/2010	@ NY Islanders	2-0	Oshie
2/13/2010	Washington	1-0	Perron
2/9/2010	Detroit	2-1	Boyes
12/23/2010	@ Calgary	2-0	Boyes
12/5/2010	@ Los Angeles	2-0	McDonald
12/3/2010	@ San Jose	2-1	Oshie
11/25/2009	@ Dallas	2-1	Boyes
3/28/2009	Columbus	2-1	Perron
1/19/2009	Boston	2-0	Boyes
12/27/2008	San Jose	2-1	Winchester
11/25/2008	Nashville	2-0	Perron
10/18/2008	Chicago	2-1	Oshie
10/13/2008	Toronto	2-1	Boyes
3/18/2008	@ Montreal	1-0	Boyes
2/1/2008	Anaheim	2-0	McDonald
11/17/2007	@ Nashville	1-0	Boyes
3/24/2007	@ Detroit	1-0	Weight
2/20/2007	Columbus	2-0	Stempniak
1/9/2007	@ Columbus	3-2	Stempniak
11/24/2006	@ Detroit	2-0	Rucinsky
11/22/2006	@ Columbus	1-0	Guerin
10/12/2006	Boston	2-1	Stempniak
2/12/2006	Edmonton	1-0	Wideman
2/1/2006	Chicago	2-1	Stempniak
1/30/2006	Calgary	3-2	Stempniak
12/23/2005	@ San Jose	2-1	Cajaneck

## INDIVIDUAL SHOOTOUT STATS

Player	Goals	Attempts	%	Game-Winning Shootout Goals
Brad Boyes	22	41	53.7%	7
T.J. Oshie	18	36	50.0%	9
Andy McDonald	16	31	51.6%	5
Doug Weight	7	17	41.2%	1
Alexander Steen	7	15	46.7%	1
Lee Stempniak	6	13	46.2%	5
David Perron	6	25	24.0%	4
Keith Tkachuk	2	11	18.2%	0
Oshie	2	7	28.6%	1
Martin Rucinsky	2	7	28.6%	1
Dennis Wideman	2	7	28.6%	1
Jay McClement	2	4	50.0%	0
Kevin Shattenkirk	2	7	28.6%	2
Chris Stewart	2	6	33.3%	0
Matt D'Agostini	1	7	14.3%	0
Petr Cajaneck	1	6	16.7%	1
Dean McAmmond	1	6	16.7%	0
Bill Guerin	1	2	50.0%	1
Brad Winchester	1	1	100.0%	1
Patrik Berglund	0	10	0.0%	0
Paul Kariya	0	8	0.0%	0
Mike Sillinger	0	4	0.0%	0
Oshie	0	4	0.0%	0
David Backes	0	4	0.0%	0
Jamie Langenbrunner	0	3	0.0%	0
Erik Johnson	0	2	0.0%	0
Glen Metropolit	0	1	0.0%	0
Peter Sejna	0	1	0.0%	0
Scott Young	0	1	0.0%	0
Oshie	0	1	0.0%	0
Vladimir Sobotka	0	1	0.0%	0
Alex Pietrangelo	0	1	0.0%	0
Vladimir Tarasenko	0	2	0.0%	0
Jaden Schwartz	0	1	0.0%	0

Goaltenders	Saves	Attempts	Percentage	W-L
Jaroslav Halak	42	61	68.9%	6-11
Manny Legace	40	55	72.7%	10-7
Chris Mason	31	46	67.4%	8-7
Brian Elliott	21	33	63.6%	5-4
Curtis Sanford	16	31	51.6%	3-7
Jason Bacashihua	7	10	70.0%	2-1
Hannu Toivonen	7	9	77.8%	1-2
Ty Conklin	6	17	35.3%	2-4
Stempniak	4	8	50.0%	1-1
Ben Bishop	2	5	40.0%	0-2
Patrick Lalime	2	2	100.0%	1-0
Jake Allen	2	2	100.0%	1-0
Reinhard Divis	1	3	33.3%	0-1

## YEAR-BY-YEAR SHOOTOUT RECORDS

SEASON	SO	W	L
2012-13*	6	5	1
2011-12	14	4	10
2010-11	10	4	6
2009-10	12	7	5
2008-09	12	6	6
2007-08	8	3	5
2006-07	12	6	6
2005-06	12	4	8
<b>TOTALS</b>	<b>86</b>	<b>39</b>	<b>47</b>

NHL adopted shootouts starting in the 2005-06 season

## ALL-TIME SHOOTOUT RESULTS

DATE	OPPONENT	SHOOTOUT W/L	SCORE	WINNING SO SCORER	WINNING/LOSING GOALIE
4/18/13	Phoenix	W	1-0	Andy McDonald	Brian Elliott/Chad Johnson
4/16/13	Vancouver	W	2-0	Andy McDonald	Brian Elliott/Cory Schneider
4/4/13	@ Chicago	W	4-3	Kevin Shattenkirk	Brian Elliott/Cory Crawford
2/17/13	@ Vancouver	W	2-0	T.J. Oshie	Jake Allen/Roberto Luongo
2/9/13	Anaheim	L	3-4	Nick Bonino	Viktor Fasth/Brian Elliott
1/21/13	@ Nashville	W	2-0	T.J. Oshie	Brian Elliott/Pekka Rinne
4/4/12	Detroit	L	0-1	Todd Bertuzzi	Jimmy Howard/Brian Elliott
3/29/12	@ Chicago	L	0-1	Dave Bolland	Corey Crawford/Jaroslav Halak
3/22/12	@ Los Angeles	L	1-2	Jeff Carter	Jonathan Quick/Brian Elliott
3/13/12	@ Chicago	L	0-1	Patrick Kane	Corey Crawford/Jaroslav Halak
2/25/12	@ Winnipeg	W	2-1	David Perron	Jaroslav Halak/Chris Mason
2/23/12	@ Nashville	W	2-0	T.J. Oshie	Jaroslav Halak/Pekka Rinne
2/9/12	@ New Jersey	W	1-0	T.J. Oshie	Brian Elliott/Johan Hedberg
1/24/12	Pittsburgh	L	1-2	Chris Kunitz	Marc-Andre Fleury/Brian Elliott
1/14/12	Minnesota	W	1-0	Kevin Shattenkirk	Jaroslav Halak/Josh Harding
12/30/11	Nashville	L	0-1	Martin Erat	Pekka Rinne/Jaroslav Halak
12/17/11	@ Nashville	L	0-1	David Legwand	Pekka Rinne/Jaroslav Halak
12/1/11	@ Colorado	L	0-1	Ryan O'Reilly	Semyon Varlamov/Jaroslav Halak
11/19/11	@ Minnesota	L	1-2	Matt Cullen	Josh Harding/Jaroslav Halak
11/10/11	Toronto	L	0-1	Phil Kessel	Ben Scrivens/Jaroslav Halak
3/29/11	Minnesota	L	1-2	Mikko Koivu	Jose Theodore/Jaroslav Halak
3/7/11	Columbus	W	3-2	Alexander Steen	Ben Bishop/Steve Mason
2/11/11	Minnesota	L	3-4	John Madden	Jose Theodore/Jaroslav Halak
1/6/11	@ Toronto	L	2-3	Tyler Bozak	Jonas Gustavsson/Ty Conklin
12/11/10	Carolina	L	0-1	Jussi Jokinen	Cam Ward/Jaroslav Halak
11/24/10	@ Nashville	W	1-0	Andy McDonald	Jaroslav Halak/Pekka Rinne
11/11/10	Nashville	L	1-2	Marcel Goc	Pekka Rinne/Jaroslav Halak
11/6/10	@ Boston	W	2-1	Brad Boyes	Jaroslav Halak/Tuukka Rask
10/30/10	Atlanta	W	2-0	T.J. Oshie	Jaroslav Halak/Ondrej Pavelec
10/16/10	@ Dallas	L	1-3	Loui Eriksson	Kari Lehtonen/Ty Conklin
4/10/10	@ Nashville	L	0-1	Martin Erat	Pekka Rinne/Ty Conklin
3/11/10	@ N.Y. Islanders	W	2-0	T.J. Oshie	Chris Mason/Martin Biron
2/13/10	Washington	W	1-0	David Perron	Chris Mason/Jose Theodore
2/9/10	Detroit	W	2-1	Brad Boyes	Chris Mason/Jimmy Howard
1/23/10	Anaheim	L	2-3	James Wisniewski	Jonas Hiller/Chris Mason
12/23/09	@ Calgary	W	2-0	Brad Boyes	Chris Mason/Mikka Kiprusoff
12/5/09	@ Los Angeles	W	2-0	Andy McDonald	Chris Mason/Jonathan Quick
12/3/09	@ San Jose	W	2-1	T.J. Oshie	Ty Conklin/Evgeni Nabokov
11/28/09	Detroit	L	1-2	Todd Bertuzzi	Jimmy Howard/Chris Mason
11/25/09	@ Dallas	W	2-1	Brad Boyes	Ty Conklin/Marty Turco
11/8/09	@ Atlanta	L	0-2	Rich Peverley	Johan Hedberg/Ty Conklin
11/7/09	@ Philadelphia	L	1-2	Mika Pyoral	Ray Emery/Chris Mason
3/28/09	Columbus	W	2-1	David Perron	Chris Mason/Steve Mason
3/17/09	@ Edmonton	L	0-1	Alex Kotalik	Dwayne Roloson/Chris Mason
2/12/09	@ Nashville	L	0-1	Steve Sullivan	Pekka Rinne/Chris Mason
2/5/09	Edmonton	L	0-2	Robert Nilsson	Dwayne Roloson/Chris Mason
2/2/09	@ Detroit	L	1-2	Marian Hossa	Chris Osgood/Chris Mason
1/19/09	@ Boston	W	2-0	Brad Boyes	Chris Mason/Tim Thomas
12/27/08	San Jose	W	2-1	Brad Winchester	Manny Legace/Evgeni Nabokov
11/25/08	@ Nashville	W	2-0	David Perron	Chris Mason/Dan Ellis
11/16/08	Montreal	L	0-1	Alex Kovalev	Carey Price/Manny Legace
11/6/08	@ San Jose	L	1-2	Ryane Clowe	Evgeni Nabokov/Ben Bishop
10/18/08	Chicago	W	2-1	T.J. Oshie	Manny Legace/Nikolai Khabibulin
10/13/08	@ Toronto	W	2-1	Brad Boyes	Manny Legace/Vesa Toskala
3/18/08	@ Montreal	W	1-0	Brad Boyes	Manny Legace/Jaroslav Halak
2/10/08	Minnesota	L	1-2	Brent Burns	Josh Harding/Manny Legace
2/1/08	Anaheim	W	2-0	Andy McDonald	Manny Legace/JS Giguere
2/13/08	@ Vancouver	L	0-1	Daniel Sedin	Roberto Luongo/Manny Legace
1/13/08	Vancouver	L	0-1	Alexander Edler	Roberto Luongo/Manny Legace
12/29/07	@ Dallas	L	0-1	Mike Modano	Mike Smith/Hannu Toivonen
12/11/07	Edmonton	L	0-1	Shawn Horcoff	Mathieu Garon/Hannu Toivonen
11/17/07	@ Nashville	W	1-0	Brad Boyes	Hannu Toivonen/Chris Mason
3/24/07	@ Detroit	W	1-0	Doug Weight	Jason Bacashihua/Dominik Hasek
3/12/07	@ Calgary	L	0-2	Alex Tanguay	Mikka Kiprusoff/Jason Bacashihua
3/3/07	@ N.Y. Rangers	L	2-3	Marcel Hossa	Stephen Valiquette/Curtis Sanford
2/20/07	Columbus	W	2-0	Lee Stempniak	Manny Legace/Fredrik Norrena
1/15/07	@ Phoenix	L	1-2	Ladislav Nagy	Mikael Tellqvist/Manny Legace
1/9/07	@ Columbus	W	3-2	Lee Stempniak	Manny Legace/Fredrik Norrena
12/26/06	@ Nashville	L	0-1	Alexander Radulov	Chris Mason/Manny Legace
12/16/06	@ Nashville	L	0-1	Paul Kariya	Chris Mason/Manny Legace
11/24/06	@ Detroit	W	2-0	Martin Rucinsky	Manny Legace/Dominik Hasek
11/22/06	@ Columbus	W	1-0	Bill Guerin	Manny Legace/Pascal Leclaire

## BLUES VS. NHL IN SHOOTOUTS

TEAM	SO	W	L
Anaheim	5	1	4
Boston	3	3	0
Calgary	3	2	1
Carolina	1	0	1
Chicago	5	3	2
Colorado	2	0	2
Columbus	6	5	1
Dallas	4	1	3
Detroit	6	3	3
Edmonton	4	1	3
Los Angeles	3	1	2
Minnesota	6	1	5
Montreal	2	1	1
Nashville	13	5	8
New Jersey	1	1	0
NY Islanders	1	1	0
NY Rangers	1	0	1
Philadelphia	1	0	1
Phoenix	2	1	1
Pittsburgh	1	0	1
San Jose	4	3	1
Toronto	3	1	2
Vancouver	4	2	2
Washington	2	1	1
Winnipeg	3	2	1
<b>TOTALS</b>	<b>86</b>	<b>39</b>	<b>47</b>

NHL adopted shootouts starting in the 2005-06 season

## ALL-TIME SHOOTOUT RESULTS (cont.)

DATE	OPPONENT	W/L	SHOOTOUT SCORE	WINNING SO SCORER	WINNING/LOSING GOALIE
10/30/06	Anaheim	L	0-2	Ryan Getzlaf	JS Giguere/Curtis Sanford
10/12/06	Boston	W	2-1	Lee Stempniak	Manny Legace/Tim Thomas
4/4/06	@ Minnesota	L	1-2	Brian Rolston	Josh Harding/Reinhard Divis
3/11/06	Los Angeles	L	0-1	Luc Robitaille	Mathieu Garon/Patrick Lalime
3/7/06	Colorado	L	0-1	Milan Hejduk	David Aebischer/Curtis Sanford
2/12/06	@ Edmonton	W	1-0	Dennis Wideman	Curtis Sanford/Michael Morrison
2/2/06	Chicago	W	2-1	Lee Stempniak	Curtis Sanford/Chris Crawford
1/30/06	Calgary	W	3-2	Lee Stempniak	Curtis Sanford/Mikka Kiprusoff
1/25/06	@ Dallas	L	0-2	Sergei Zubov	Marty Turco/Curtis Sanford
1/20/06	@ Columbus	L	0-1	Rick Nash	Marc Denis/Curtis Sanford
1/19/06	@ Washington	L	1-2	Matt Pettinger	Olaf Kolzig/Curtis Sanford
12/31/05	Anaheim	L	0-1	Chris Kunitz	JS Giguere/Curtis Sanford
12/23/05	@ San Jose	W	2-1	Petr Cajanek	Jason Bacashihua/Evgeni Nabokov
10/20/05	@ Nashville	L	0-2	Steve Sullivan	Tomas Vokoun/Patrick Lalime

## BLUES ALL-TIME SPECIAL TEAMS

SEASON	PENALTY MINUTES				POWER PLAY			PENALTY KILLING			SHORTHANDED	
	GP	PIM	BMI	AVG	ADV	PPG	PCTG	TSH	PPGA	PCTG	GF	GA
2012-13	48	531	8	11.1	149	29	19.5%	150	23	84.7%	3	5
2011-12	82	1062	8	13.0	270	45	16.7%	282	40	85.8%	7	3
2010-11	82	1225	8	14.9	279	52	18.6%	279	51	81.7%	7	1
2009-10	82	1296	11	16.1	307	52	16.9%	342	45	86.8%	7	6
2008-09	82	1226	22	15.2	351	72	20.5%	357	58	83.8%	10	8
2007-08	82	1137	16	14.1	334	47	14.1%	359	56	84.4%	3	13
2006-07	82	1203	20	14.9	381	46	12.1%	414	83	80.0%	7	10
2005-06	82	1355	18	16.7	512	75	14.6%	461	82	82.2%	6	8
2003-04	82	1246	14	15.5	341	61	17.9%	369	57	84.6%	11	7
2002-03	82	1618	16	19.7	391	80	20.5%	389	71	81.7%	11	7
2001-02	82	1343	26	16.4	356	62	17.4%	379	56	85.2%	5	7
2000-01	82	1345	14	16.4	385	72	18.7%	389	57	85.3%	15	7
1999-00	82	1139	22	13.9	342	61	17.8%	345	42	87.8%	13	3
1998-99	82	1308	6	16.0	301	61	20.3%	387	47	87.9%	7	4
1997-98	82	1414	8	17.2	368	62	16.8%	367	49	86.6%	12	4
1996-97	82	1336	24	16.3	327	50	15.3%	332	55	83.4%	9	8
1995-96	82	1823	26	22.2	448	74	16.5%	482	82	83.0%	11	8
1994-95	48	1077	16	22.4	220	36	16.4%	233	46	80.3%	7	2
1993-94	84	1659	20	19.8	420	86	20.5%	388	73	81.2%	17	14
1992-93	84	1889	30	22.5	425	93	21.9%	429	70	83.7%	14	15
1991-92	80	2041	12	25.5	359	69	19.2%	389	64	83.5%	16	12
1990-91	80	1987	20	24.8	348	70	20.1%	339	55	83.8%	10	18
1989-90	80	1809	12	22.6	351	79	22.5%	351	67	80.9%	9	12
1988-89	80	1675	14	20.9	370	74	20.0%	356	83	76.7%	5	12
1987-88	80	1919	22	24.0	413	82	19.9%	402	83	79.4%	13	5
1986-87	80	1572	6	19.7	324	79	24.4%	303	58	80.9%	6	11
1985-86	80	1478	10	18.5	362	78	21.5%	324	74	77.2%	9	14
1984-85	80	1303	14	16.3	300	66	22.0%	306	73	76.1%	7	9
1983-84	80	1612	20	20.2	347	79	22.8%	363	91	74.9%	4	16
1982-83	80	1281	12	16.0	316	68	21.5%	336	63	81.3%	9	12
1981-82	80	1579	8	19.7	344	76	22.1%	357	83	76.8%	10	13
1980-81	80	1657	34	20.7	359	85	23.7%	338	61	82.0%	16	12
1979-80	80	1037	14	13.0	289	53	18.3%	263	40	84.8%	5	4
1978-79	80	1055	10	13.2	281	48	17.1%	244	63	74.2%	3	8
1977-78	80	845	10	10.6	264	44	16.7%	194	52	73.2%	2	3
1976-77	80	877	10	11.0	249	47	18.9%	259	47	81.9%	4	7
1975-76	80	1274	16	15.9	298	55	18.5%	376	98	73.9%	21	3
1974-75	80	1275	14	15.9	286	50	17.5%	328	77	76.5%	6	5
1973-74	78	1147	10	14.7	275	39	14.2%	313	56	82.1%	4	9
1972-73	78	1195	4	15.3	251	37	14.7%	272	51	81.3%	6	1
1971-72	78	1138	12	14.7	270	38	14.1%	280	65	76.8%	13	11
1970-71	78	1068	24	14.0	312	56	17.9%	285	49	82.8%	9	8
1969-70	76	862	14	11.5	287	72	25.1%	265	41	84.5%	5	9
1968-69	76	838	0	11.0	250	38	15.2%	242	45	81.4%	4	6
1967-68	74	792	0	10.7	223	38	17.0%	245	39	84.1%	10	7
<b>Totals</b>	<b>3,554</b>	<b>59,548</b>	<b>655</b>	<b>16.8</b>	<b>14,635</b>	<b>2,736</b>	<b>18.7%</b>	<b>14,863</b>	<b>2,721</b>	<b>81.7%</b>	<b>388</b>	<b>367</b>

## ST. LOUIS BLUES CAREER REGULAR SEASON HAT-TRICKS

SEASON	PLAYER	DATE	#	OPPONENT	SEASON	PLAYER	DATE	#	OPPONENT
2012-13	Vladimir Sobotka	3/9	1	@ San Jose	1985-86	Doug Gilmour	2/23	1	@ Hartford
2011-12	NONE					Mark Hunter	2/23	2	@ Hartford
2010-11	Jay McClement	10/30	1	Atlanta		Greg Paslawski	12/26	2	Chicago
2009-10	David Perron	11/10	1	Vancouver		Greg Paslawski	12/10	1	Edmonton
2008-09	David Backes	4/2	1 (4g)	@ Detroit		Mark Hunter	11/26	1	Toronto
	B.J. Crombeen	12/8	1	Nashville	1984-85	Doug Wickenheiser	3/10	1	Detroit
2007-08	Paul Kariya	12/29	1	@ Dallas		Jorgen Pettersson	2/14	5	Toronto
2006-07	Bill Guerin	2/13	1	San Jose		Brian Sutter	1/18	7	@ Winnipeg
2005-06	NONE					Alain Lemieux	11/27	1	@ Vancouver
2003-04	Doug Weight	10/29	1	@ Detroit		Mark Reeds	11/20	1	@ Vancouver
2002-03	Scott Mellanby	3/6	1 (4 ppg's)	Phoenix		Joe Mullen	11/16	2	Quebec
	Pavel Demitra	11/29	3	Calgary		Jorgen Pettersson	10/18	4	@ Pittsburgh
2001-02	Cory Stillman	1/5	1	Dallas		Dave Barr	10/20	1	New Jersey
2000-01	Michal Handzus	12/23	1	Anaheim		Kevin LaVallee	10/20	1	New Jersey
	Pavel Demitra	12/20	2	@ N.Y. Rangers	1983-84	Bernie Federko	3/24	9	@ Edmonton
	Pierre Turgeon	12/15	3	@ Atlanta		Joe Mullen	3/20	1	Winnipeg
1999-00	Stephane Richer	2/25	1	Colorado		Bernie Federko	2/29	8	@ Minnesota
	Pavel Demitra	2/12	1	Anaheim		Wayne Babych	12/6	3	Buffalo
	Mike Eastwood	12/21	1	@ Phoenix		Bernie Federko	11/29	7	N.Y. Islanders
	Pierre Turgeon	12/2	2	Nashville	1982-83	Perry Turnbull	1/22	2	Calgary
1998-99	Craig Conroy	2/26	1	@ Calgary		Brian Sutter	11/16	6	New Jersey
	Pierre Turgeon	11/10	1	Chicago		Brian Sutter	10/30	5	Washington
	Al MacInnis	10/12	2	@ N.Y. Rangers	1981-82	Bernie Federko	3/26	6	@ Winnipeg
1997-98	Geoff Courtall	3/22	2	@ Calgary		Bernie Federko	2/27	5	Detroit
	Brett Hull	10/9	27	Los Angeles		Blake Dunlop	2/2	1	Winnipeg
1996-97	Brett Hull	2/6	26	Dallas		Brian Sutter	1/9	4	Washington
	Brett Hull	12/22	25	Los Angeles	1980-81	Jorgen Pettersson	2/28	3	Washington
	Al MacInnis	12/11	1	@ Dallas		Jorgen Pettersson	2/7	2	Vancouver
1995-96	Brett Hull	3/15	24	@ San Jose		Perry Turnbull	2/5	1 (4g)	Toronto
	Geoff Courtall	11/11	1	@ N.Y. Islanders		Wayne Babych	12/30	2	Toronto
	Brett Hull	10/10	23 (4g)	Edmonton		Brian Sutter	12/6	3	Winnipeg
1994-95	Brett Hull	4/16	22 (4g)	Detroit		Tony Currie	11/22	1	Detroit
	Brett Hull	2/4	21	Dallas		Larry Patey	11/2	1	@ Chicago
1993-94	Brendan Shanahan	4/12	5	@ Dallas		Jorgen Pettersson	10/28	1	N.Y. Rangers
	Brett Hull	3/25	20	Dallas	1979-80	Bernie Federko	2/9	4	Buffalo
	Steve Duchesne	3/7	1	@ Toronto		Wayne Babych	10/23	1	Boston
	Brendan Shanahan	2/26	4	@ Ottawa	1978-79	Brian Sutter	2/21	2	@ N.Y. Rangers
	Brett Hull	2/1	19	Toronto		Brian Sutter	10/13	1	@ Vancouver
	Brendan Shanahan	12/26	3	Chicago	1977-78	Red Berenson	2/28	5	Minnesota
	Brett Hull	12/19	18	@ Edmonton		Garry Unger	11/1	7	Los Angeles
	Kevin Miller	10/21	2	San Jose	1976-77	Bernie Federko	4/2	3	Cleveland
	Brendan Shanahan	10/7	2	Florida		Bernie Federko	2/19	2	Washington
1992-93	Craig Janney	4/4	2	@ Chicago		Claude Larose	2/15	2	Chicago
	Brendan Shanahan	12/17	1	N.Y. Rangers		Claude Larose	2/8	1	Pittsburgh
	Kevin Miller	12/1	1	Hartford		Bernie Federko	2/5	1	Buffalo
	Vitali Prokhorov	10/31	1	Philadelphia	1975-76	Red Berenson	3/27	4	Minnesota
1991-92	Brett Hull	3/2	17	@ Vancouver		Ted Irvine	2/29	1	@ Pittsburgh
	Brett Hull	2/27	16	Washington		Chuck Lefley	1/17	1	Boston
	Craig Janney	2/15	1	Calgary	1974-75	Garry Unger	11/26	6	Kansas City
	Brett Hull	1/16	15	Montreal		Pierre Plante	3/14	3	Kansas City
	Brett Hull	1/8	14	@ N.Y. Rangers		Pierre Plante	12/17	2	N.Y. Islanders
	Brett Hull	12/21	13	N.Y. Islanders		Pierre Plante	11/2	1	Atlanta
	Brett Hull	12/10	12	@ N.Y. Islanders		Lawrence Sacharuk	10/12	1	@ Vancouver
	Brett Hull	11/30	11	Detroit	1973-74	Garry Unger	1/30	5	California
	Brett Hull	11/9	10	Hartford		Garry Unger	12/11	4	Toronto
1990-91	Brett Hull	3/7	9	@ Boston		Garry Unger	11/13	3	Vancouver
	Brett Hull	2/23	8	Boston	1972-73	NONE			
	Brett Hull	10/25	7	Toronto	1971-72	Mike Murphy	3/25	1	Detroit
	Brett Hull	10/24	6	@ Toronto		Jack Egers	2/5	1	N.Y. Rangers
1989-90	Paul MacLean	3/24	1	@ Los Angeles		Garry Unger	10/30	2	Philadelphia
	Brett Hull	2/25	5	@ Montreal	1970-71	Garry Unger	3/13	1	Buffalo
	Brett Hull	2/15	4	Quebec	1969-70	Gary Sabourin	3/11	1	@ Minnesota
	Gino Cavallini	2/10	1	New Jersey		Ab McDonald	11/19	1	@ Pittsburgh
	Brett Hull	1/14	3	@ Winnipeg		Red Berenson	11/1	3	Philadelphia
	Brett Hull	12/20	2	@ Chicago	1968-69	Red Berenson	11/7	1 & 2	@ Philadelphia
	Brett Hull	10/18	1	@ Pittsburgh		Camille Henry	11/3	1	@ Detroit
1988-89	Bernie Federko	2/27	11	@ Toronto	1967-68	NONE			
	Tony McKegney	10/14	2	@ Detroit					
1987-88	Bernie Federko	3/13	10	@ Los Angeles					
	Doug Gilmour	1/28	2	Minnesota					
	Tony McKegney	1/23	1	@ Quebec					
1986-87	Mark Hunter	2/21	3	Quebec					
	Cliff Ronning	1/12	1	@ Minnesota					
	Rick Meagher	12/26	1	@ Chicago					

(#) = Indicates number of hat tricks with St. Louis

## ST. LOUIS BLUES ALL TIME REGULAR SEASON PENALTY SHOTS

PENALTY SHOTS FOR					
SEASON	DATE	PLAYER	GOALTENDER	TEAM	RESULT
2012-13	Jan. 24	Patrik Berglund	Pekka Rinne	Nashville	successful
2011-12	Feb. 29	Yann Danis	Chris Stewart	@ Edmonton	successful
	Feb. 18	Patrik Berglund	Josh Harding	Minnesota	successful
	Jan. 24	Patrik Berglund	Marc-Andre Fleury	Pittsburgh	successful
2010-11	Dec. 18	David Backes	Antti Niemi	San Jose	successful
2009-10	Apr. 7	Brad Boyes	Jose Theodore	@ Chicago	successful
2008-09	Dec. 9	Jay McClement	Michael Trelivest	@ Colorado	successful
	Oct. 30	Lee Stempniak	Mathieu Garon	Phoenix	unsuccessful
2005-06	Mar. 11	Keith Tkachuk	Olaf Kolzig	@ Washington	unsuccessful
	Jan. 19	Mike Silinger	Nikolai Khabibulin	@ Chicago	unsuccessful
	Dec. 16	Doug Weight	Nikolai Khabibulin	Chicago	successful
	Oct. 11	Jay McClement	Johan Hedberg	@ Vancouver	unsuccessful
2003-04	Feb. 28	Pavel Demitra	Marc Denis	Dallas	unsuccessful
	Dec. 16	Keith Tkachuk	Dan Cloutier	Vancouver	unsuccessful
	Nov. 22	Eric Nickolas	Cory Stillman	Nashville	unsuccessful
2002-03	Oct. 30	Keith Tkachuk	Evgeni Nabokov	Nashville	unsuccessful
2001-02	Apr. 9	Sergei Varlamov	Evgeni Nabokov	@ San Jose	unsuccessful
	Jan. 8	Marty Reasoner	Steve Shields	San Jose	unsuccessful
2000-01	Feb. 26	Pierre Turgeon	Sean Burke	Florida	unsuccessful
1999-00	Dec. 30	Terry Yake	Steve Shields	@ San Jose	unsuccessful
	Nov. 18	Terry Yake	Chris Osgood	Detroit	successful
1998-99	Jan. 26	Geoff Courtall	Darren Turcotte	@ Calgary	unsuccessful
	Oct. 29	Darren Turcotte	Jeff Hackett	Chicago	unsuccessful
1997-98	Mar. 22	Jeff Hackett	Jeff Hackett	@ Chicago	unsuccessful
	Dec. 13	Brett Hull	Bill Ranford	Edmonton	unsuccessful
1996-97	Jan. 4	Brett Hull	Kevin Miller	@ Calgary	unsuccessful
	Mar. 26	Bob Essensa	Philippe Bozon	@ Winnipeg	unsuccessful
	Dec. 17	Robb Stauber	Al Belfour	Chicago	successful
1992-93	Apr. 3	Craig Janney	Glenn Healy	@ Los Angeles	unsuccessful
	Mar. 20	Brendan Shanahan	Rich Sutter	N.Y. Islanders	unsuccessful
	Dec. 31	Rich Sutter	Clint Malarchuk	Toronto	unsuccessful
1990-91	Nov. 23	Greg Paslawski	Steve Tuttle	@ Detroit	unsuccessful
	Feb. 14	Steve Tuttle	Daniel Berthiaume	Washington	unsuccessful
	Jan. 31	Doug Gilmour	Gilles Meloche	@ Chicago	unsuccessful
1986-87	Mar. 1	Rick Meagher	Ken Wregget	Winnipeg	unsuccessful
	Dec. 7	Joe Mullen	Roland Melanson	Pittsburgh	successful
1984-85	Feb. 16	Rob Ramage	Murray Bannerman	Toronto	successful
	Feb. 3	Alain Lemieux	Greg Stefan	Minnesota	unsuccessful
1983-84	Dec. 10	Gilles Meloche	Gilles Meloche	@ Chicago	unsuccessful
1982-83	Mar. 2	Perry Turnbull	Larry Lozinski	@ Minnesota	unsuccessful
	Oct. 23	Bernie Federko	Tony Esposito	Chicago	unsuccessful
1980-81	Mar. 14	Bernie Federko	Mike Veisor	Detroit	successful
	Dec. 17	Greg Polis	Cesare Maniago	Chicago	unsuccessful
1973-74	Apr. 6	Red Berenson	Roger Crozier	Chicago	successful
1970-71	Dec. 26	Andre Boudrias		Minnesota	successful
1969-70	Dec. 6				

PENALTY SHOTS AGAINST					
SEASON	DATE	PLAYER	GOALTENDER	TEAM	RESULT
2009-10	Mar. 6	Chris Stewart	Iy Conklin	@ Colorado	successful
2007-08	Mar. 14	Patrick Marleau	Hannu Toivonen	@ San Jose	successful
	Dec. 28	Christian Ehrhoff	Manny Legace	San Jose	unsuccessful
2006-06	Jan. 13	Marian Hossa	Curtis Sanford	@ Atlanta	unsuccessful
	Nov. 4	Ryan Smyth	Patrick Lalime	Edmonton	successful
	Oct. 8	Patrick Marleau	Patrick Lalime	San Jose	successful
2003-04	Apr. 4	Morgan Gaborik	Reinhard Divis	Minnesota	unsuccessful
	Mar. 4	Ryan Smyth	Chris Osgood	Edmonton	unsuccessful
	Feb. 2	Wes Walz	Reinhard Divis	Minnesota	successful
	Jan. 23	Mike Modano	Chris Osgood	Dallas	unsuccessful
2001-02	Mar. 26	Antti Laaksonen	Brent Johnson	Minnesota	successful
	Oct. 6	Vladimir Orszagh	Fred Brathwaite	@ Nashville	unsuccessful
1999-00	Jan. 19	Martin Straka	Roman Turek	@ Pittsburgh	successful
	Jan. 11	Alexander Koryuk	Roman Turek	@ San Jose	unsuccessful
	Dec. 30	Jeff Friesen	Roman Turek	San Jose	unsuccessful
	Dec. 6	Peter Forsberg	Goran Fuhr	@ Colorado	unsuccessful
1996-97	Oct. 22	Dave Hannan	Goran Fuhr	@ Buffalo	unsuccessful
1995-96	Apr. 7	Mike Donnelly	Curtis Joseph	@ Chicago	unsuccessful
	Apr. 19	Phil Housley	Curtis Joseph	Winnipeg	unsuccessful
1991-92	Apr. 16	Todd Elik	Curtis Joseph	Minnesota	unsuccessful
	Jan. 25	Greg Adams	Pat Jablonski	Vancouver	unsuccessful
1990-91	Feb. 26	Michel Goulet	Vince Riendeau	Chicago	unsuccessful
	Jan. 25	Brent Fedyk	Greg Millen	@ Detroit	unsuccessful
1988-89	Apr. 8	Neal Broten	Greg Millen	@ Minnesota	successful
1987-88	Mar. 24	Arvon Broten	Kirk Muller	New Jersey	successful
	Mar. 21	Kirk Muller	Rick Wamsley	@ Detroit	successful
1984-85	Feb. 7	Dwight Foster	Steve Shutt	@ Montreal	unsuccessful
1983-84	Dec. 17	Steve Shutt	Denis Savard	Chicago	unsuccessful
	Jan. 4	Denis Savard	Greg Sheppard	@ Pittsburgh	unsuccessful
1980-81	Jan. 14	Greg Sheppard	Ed Staniowski	N.Y. Rangers	unsuccessful
	Oct. 28	Mike Liut	Mike Liut	Montreal	unsuccessful
1979-80	Dec. 18	Mario Tremblay	Eddie Johnston	@ Chicago	successful
1977-77	Oct. 24	Cliff Korol	Ernie Wakely	@ Pittsburgh	unsuccessful
1970-71	Feb. 24	Greg Polis	Glenn Hall	Pittsburgh	successful
1967-68	Jan. 31	George Konik			

## ST. LOUIS BLUES ALL-TIME REGULAR SEASON SHUTOUTS

SHUTOUTS FOR									
SEASON	DATE	OPPONENT	SCORE	GOALTENDER					
2012-13	4/11	@ Minnesota	2-0	Elliott	2001-02	12/3	@ Boston	4-0	Brathwaite
	4/9	@ Nashville	1-0	Elliott		11/16	@ Calgary	1-0	Barrasso
	4/7	@ Detroit	1-0	Elliott		10/30	Nashville	7-0	Brathwaite
	3/23	@ Edmonton	3-0	Halak		3/13	@ San Jose	2-0	Johnson
	3/14	Phoenix	3-0	Allen		2/12	Atlanta	2-0	Johnson
2011-12	1/24	Nashville	3-0	Halak	2000-01	12/28	Montreal	3-0	Brathwaite
	1/19	Detroit	6-0	Halak		12/22	@ Florida	2-0	Johnson
	3/27	Nashville	3-0	Elliott		12/15	Calgary	4-0	Johnson
	3/25	@ Phoenix	4-0	Elliott		12/8	Los Angeles	2-0	Brathwaite
	3/22	@ Los Angeles	0-1 (SOL)	Elliott		10/31	@ Colorado	1-0	Johnson
	2/18	Minnesota	4-0	Elliott		4/7	Nashville	1-0	Turek
	2/12	San Jose	3-0	Halak		3/14	@ Minnesota	1-0 (OT)	Johnson
	2/3	Los Angeles	1-0	Halak		1/20	Vancouver	3-0	Turek
	1/19	Edmonton	1-0	Halak		12/26	Columbus	5-0	Johnson
	1/16	Dallas	1-0	Halak		12/5	Anaheim	1-0	Turek
	1/10	@ Montreal	3-0	Halak		11/24	@ Nashville	4-0	Turek
	1/7	Colorado	4-0	Elliott		11/4	Toronto	0-0	Turek
	12/10	San Jose	1-0	Elliott		11/2	Washington	2-0	Johnson
	11/25	Calgary	2-0	Elliott		10/21	Chicago	1-0	Turek
	11/12	Tampa Bay	3-0	Elliott		10/13	Minnesota	2-0	Johnson
	11/8	Chicago	3-0	Halak		4/1	Detroit	0-0	Turek
	10/26	@ Vancouver	3-0	Elliott		3/17	Phoenix	4-0	Turek
	4/9	Nashville	2-0	Halak		3/7	@ Los Angeles	4-0	Turek
	3/24	Edmonton	4-0	Halak		1/21	@ Chicago	3-0	Turek
	3/17	@ Los Angeles	4-0	Halak		12/21	@ Phoenix	6-0	Turek
	2/25	@ Edmonton	5-0	Bishop		12/18	Boston	4-0	Turek
	2/18	@ Buffalo	3-0	Conklin		11/29	Colorado	4-0	McLennan
	12/26	Nashville	2-0	Halak		11/26	@ Buffalo	2-0	McLennan
	11/7	@ N.Y. Rangers	2-0	Conklin		11/18	Florida	3-0	Turek
	11/4	San Jose	2-0	Halak		4/1	Tampa Bay	3-0	Fuhr
	10/28	@ Nashville	3-0	Halak		2/18	Florida	0-0	McLennan
	10/23	Pittsburgh	1-0	Halak		1/26	@ San Jose	3-0	Parent
	3/20	@ New Jersey	1-0	Conklin		1/4	Vancouver	4-0	McLennan
	2/12	Toronto	4-0	Mason		12/14	@ Colorado	0-0	Fuhr
	1/25	@ Calgary	2-0	Conklin		11/24	Nashville	4-0	McLennan
	1/14	Minnesota	1-0	Mason		3/9	@ Vancouver	4-0	McLennan
	12/9	@ Detroit	1-0	Conklin		3/5	Montreal	4-0	McLennan
	10/17	@ Anaheim	5-0	Conklin		1/29	Toronto	2-0	Fuhr
	4/12	@ Colorado	1-0	Mason		11/1	San Jose	2-0	Fuhr
	3/24	Los Angeles	2-0	Mason		10/17	@ Chicago	2-0	Fuhr
	2/13	Chicago	1-0	Mason		4/9	@ Chicago	1-0	Fuhr
	1/31	Philadelphia	4-0	Mason		1/29	@ Toronto	4-0	Fuhr
	1/21	@ Chicago	2-0	Mason		11/16	Calgary	2-0	Fuhr
	11/25	@ Nashville	1-0	Mason		3/5	Florida	2-0	Fuhr
	10/25	Florida	4-0	Bishop/Schwarz		2/18	Winnipeg	3-0	Fuhr
	4/5	Columbus	3-0	Legace		1/31	Toronto	4-0	Fuhr
	2/1	Anaheim	1-0	Legace		2/20	Edmonton	3-0	Joseph
	1/5	Carolina	1-0	Legace		11/3	@ Winnipeg	3-0	Joseph
	12/31	@ Detroit	2-0	Legace		2/25	Los Angeles	3-0	Joseph
	11/25	Calgary	3-0	Legace		1/11	@ Detroit	1-0	Hebert
	2/8	Detroit	1-0	Legace/Sanford		2/13	Boston	4-0	Joseph
	2/3	Dallas	2-0	Legace		12/19	San Jose	4-0	Joseph
	1/20	@ San Jose	1-0	Legace		3/28	N.Y. Islanders	3-0	Riendeau
	1/4	Chicago	2-0	Legace		12/22	Chicago	5-0	Riendeau
	12/30	Colorado	2-0	Legace		10/27	Montreal	3-0	Riendeau
	1/23	Vancouver	4-0	Sanford		2/10	New Jersey	7-0	Riendeau
	12/13	Pittsburgh	3-0	Sanford		1/3	Washington	1-0	Millen
	11/16	@ Columbus	2-0	Sanford		2/11	N.Y. Islanders	5-0	Millen
	3/30	Edmonton	1-0	Osgood		12/17	Chicago	4-0	Millen
	11/8	Florida	2-0	Osgood		12/6	Minnesota	3-0	Millen
	10/28	Nashville	1-0	Johnson		12/3	Toronto	3-0	Millen
	3/26	@ Minnesota	1-0	Osgood		12/1	N.Y. Islanders	8-0	Millen
	3/15	@ Nashville	1-0	Osgood		10/20	Chicago	2-0	Millen
	3/1	Minnesota	2-0	Sanford		2/3	@ Minnesota	2-0	Millen
	12/23	Los Angeles	5-0	Johnson		12/17	@ Hartford	2-0	Wamsley
	12/14	Atlanta	4-0	Johnson		10/24	Boston	4-0	Wamsley
						3/25	@ N.Y. Islanders	2-0	Millen
						2/18	Detroit	5-0	Wamsley
						2/6	Vancouver	4-0	Liut
						3/13	Hartford	2-0	Liut

## ST. LOUIS BLUES ALL-TIME REGULAR SEASON SHUTOUTS

SEASON	DATE	OPPONENT	SCORE	GOALTENDER	SEASON	DATE	OPPONENT	SCORE	GOALTENDER		
1982-83	1/10	Vancouver	2-0	Liut	2010-11	3/1	Calgary	0-6	Kiprusoff		
	12/31	Pittsburgh	2-0	Liut		2/22	@ Calgary	0-1	Kiprusoff		
	3/8	N.Y. Islanders	6-0	Heinz		2009-10	12/16	@ Chicago	0-3	Huet	
	10/16	Detroit	6-0	Liut			12/7	Colorado	0-4	Budaj	
1981-82	12/19	Vancouver	5-0	Liut	10/31		Florida	0-4	Vokoun		
	11/10	@ Calgary	7-0	Liut	10/29		Phoenix	0-2	Bryzgalov		
1980-81	3/8	@ Colorado	7-0	Liut	2008-09	3/19	@ Vancouver	0-3	Luongo		
1979-80	4/5	Winnipeg	6-0	Liut		3/3	Detroit	0-5	Osgood		
	12/29	Hartford	3-0	Liut		2/21	Nashville	0-1	Rinne		
1978-79	11/25	Detroit	4-0	Myre		12/3	@ Minnesota	0-4	Backstrom		
1977-78	1/7	Chicago	0-0	Myre	10/30	Carolina	0-1	Ward			
1976-77	2/21	@ Vancouver	4-0	Johnston	2007-08	10/24	Los Angeles	0-4	LaBarbera		
	1/15	Detroit	4-0	Grant		3/1	San Jose	0-2	Boucher		
1975-76	2/13	@ Washington	2-0	Johnston		2/24	@ Phoenix	0-2	Bryzgalov		
1974-75	3/11	Atlanta	5-0	Belanger		2006-07	12/28	San Jose	0-1	Nabokov	
	2/7	Kansas City	5-0	Johnston	12/26		Detroit	0-5	Osgood		
	11/2	Atlanta	9-0	Johnston	12/13		Florida	0-1	Vokoun		
	11/17	N.Y. Islanders	4-0	Stephenson	11/21		@ Detroit	0-3	Osgood		
1972-73	11/10	@ Montreal	5-0	Stephenson	2005-06	11/4	@ Columbus	0-3	Leclaire		
	3/13	Buffalo	2-0	Caron		10/25	@ Columbus	0-3	Leclaire		
	11/11	Toronto	1-0	Stephenson		11/28	San Jose	0-2	Toskala		
	2/23	@ Los Angeles	2-0	Caron		11/14	@ Calgary	0-3	Kiprusoff		
1971-72	1/22	Pittsburgh	1-0	Wakely	2004-05	10/9	@ Anaheim	0-2	Giguere		
	3/13	@ Buffalo	9-0	Hall		4/16	Phoenix	0-3	Joseph		
	12/5	@ Detroit	3-0	Wakely		4/11	Nashville	0-2	Mason		
	11/26	Toronto	1-0	Wakely		4/6	@ Nashville	0-3	Mason		
1969-70	11/19	@ Pittsburgh	1-0	Wakely	2003-04	3/21	San Jose	0-6	Toskala		
	11/5	@ Boston	2-0	Hall/Wakely		1/13	@ Atlanta	0-2	Lehtonen		
	10/31	Los Angeles	3-0	Hall		1/5	@ Detroit	0-3	Legace		
	4/2	@ Philadelphia	1-0	Wakely		12/29	@ Dallas	0-3	Turco		
	3/25	Los Angeles	4-0	Plante		4/4	@ Minnesota	0-3	Rolosen		
	1/15	Toronto	2-0	Wakely		3/14	Calgary	0-3	Turek		
	1/3	Pittsburgh	6-0	Wakely		2/29	@ San Jose	0-1	Nabokov		
	12/30	@ Montreal	5-0	Hall		2/28	@ Vancouver	0-2	Hedberg		
	12/20	Philadelphia	3-0	Plante		2/12	Colorado	0-4	Aebischer		
	11/19	@ Pittsburgh	4-0	Plante		2/2	@ Minnesota	0-4	Rolosen		
	11/13	Pittsburgh	4-0	Wakely		1/23	@ Dallas	0-2	Turco		
	11/1	Philadelphia	8-0	Plante		1/6	@ Carolina	0-2	Weekes		
1968-69	10/26	@ Philadelphia	0-0	Plante	2002-03	12/23	@ Chicago	0-3	Leighton		
	2/16	Minnesota	6-0	Hall		12/10	@ New Jersey	0-2	Brodeur		
	2/12	Pittsburgh	2-0	Hall		11/15	@ Edmonton	0-5	Salo		
	2/1	@ Detroit	2-0	Hall		3/7	Minnesota	0-3	Rolosen		
	1/12	@ Minnesota	2-0	Hall		2/9	Philadelphia	0-5	Cechmanek		
	1/7	Los Angeles	5-0	Hall		1/28	Anaheim	0-1	Giguere		
	1/1	@ Los Angeles	0-0	Plante		12/5	@ Phoenix	0-3	Burke		
	12/25	@ Minnesota	2-0	Hall		11/20	@ Edmonton	0-2	Salo		
	12/20	@ Oakland	1-0	Plante		11/17	@ Calgary	0-2	Turek		
	11/30	Philadelphia	1-0	Hall		2/19	@ Florida	0-3	Luongo		
	11/23	Chicago	1-0	Plante		11/14	@ Edmonton	0-3	Salo		
	1967-68	11/20	Oakland	7-0		Hall	1999-2000	11/4	Toronto	0-0	Joseph
11/17		@ Philadelphia	8-0	Plante	4/1	Detroit		0-0	Osgood		
10/12		Los Angeles	6-0	Plante	2/10	Detroit		0-2	Osgood		
3/27		Philadelphia	3-0	Hall	11/3	@ Colorado		0-5	Denis		
3/10		@ Oakland	1-0	Hall	3/11	Montreal		0-3	Hackett		
1/17		Minnesota	5-0	Hall	3/4	Toronto		0-4	Joseph		
1/3		Oakland	4-0	Hall	2/18	Florida		0-0	Burke		
12/25		@ Minnesota	1-0	Martin	2/4	New Jersey		0-2	Terreri		
12/9		@ Oakland	1-0	Hall	1/16	@ Colorado		0-2	Roy		
SHUTOUTS AGAINST											
2012-13		1/2	N.Y. Rangers	0-1	Richter	1997-98		12/14	@ Colorado	0-0	Roy
		12/4	@ Colorado	0-2	Roy			12/4	@ Colorado	0-2	Roy
	10/17	N.Y. Islanders	0-1	Salo	10/17		N.Y. Islanders	0-1	Salo		
	3/26	Edmonton	0-3	Khabibulin	3/21		Edmonton	0-2	Joseph		
2011-12	2/28	Chicago	0-3	Emery/Crawford	1996-97	3/14	Phoenix	0-2	Waite		
	2/20	@ Colorado	0-1 (OTL)	Varlamov		11/22	Anaheim	0-2	Hebert		
	3/22	@ Los Angeles	0-1 (SOL)	Quick		11/20	Edmonton	0-3	Joseph		
	3/15	@ Carolina	0-2	Ward		4/6	New Jersey	0-2	Dunham		
	3/1	@ Vancouver	0-2	Luongo	12/21	@ Philadelphia	0-4	Hextall			
	12/31	@ Detroit	0-3	Howard	12/19	Pittsburgh	0-4	Wregget			
	10/18	@ Los Angeles	0-5	Quick	12/15	Vancouver	0-8	Hirsch			





## TEAM & INDIVIDUAL RESULTS RECORDS & STATS

SEASON	DATE	OPPONENT	SCORE	GOALTENDER		3/6	Boston	0-8	Gilbert
1995-96	12/5	Phoenix	0-3	Wakaluk	1972-73	2/3	@ Chicago	0-3	Esposito
	12/3	@ Toronto	0-2	Potvin		1/22	Boston	0-1	Gilbert
	11/27	Buffalo	0-2	Hasek		1/13	@ Buffalo	0-1	Dryden
	11/7	Los Angeles	0-1	Dafoe		11/24	Philadelphia	0-1	Parent
	11/1	@ Anaheim	0-3	Hebert		10/17	@ N.Y. Rangers	0-4	Giacomin
1994-95	2/9	Chicago	0-5	Belfour	10/13	Atlanta	0-1	Bouchard	
1993-94	3/16	@ Winnipeg	0-4	Chevaldave	3/3	@ Los Angeles	0-2	Vachon	
	3/3	Vancouver	0-4	McLean	2/25	@ Detroit	0-5	DeJordy	
	2/24	@ Quebec	0-6	Fiset	1/9	@ Vancouver	0-3	Wilson	
	11/16	@ Vancouver	0-3	McLean	12/7	@ Boston	0-5	Johnston	
	10/16	@ Dallas	0-4	Mog	11/16	@ Boston	0-4	Johnston	
1992-93	12/19	Winnipeg	0-1	Essensa	10/26	@ Montreal	0-7	Dryden	
	11/12	@ Chicago	0-1	Belfour	1971-72	4/1	Chicago	0-2	Smith
	10/10	Chicago	0-3	Waite	3/26	@ Chicago	0-4	Esposito	
1991-92	3/14	N.Y. Rangers	0-6	Vanbiesbrouck	2/27	@ N.Y. Rangers	0-2	Giacomin	
	1/25	Vancouver	0-1 (OT)	McLean	1/29	@ Montreal	0-4	Dryden	
	11/23	N.Y. Rangers	0-3	Richter	1/18	Boston	0-2	Cheevers	
	10/7	@ Toronto	0-3	Fuhr	12/19	@ Chicago	0-2	Smith	
1990-91	10/12	@ Vancouver	0-4	Gamble	10/13	@ Chicago	0-1	Esposito	
1989-90	3/27	Boston	0-3	Lemelin	1970-71	3/10	@ Minnesota	0-4	Maniago
	11/21	@ Minnesota	0-3	Casey	3/9	Los Angeles	0-4	DeJordy	
	10/12	@ Minnesota	0-3	Casey	1/31	@ Boston	0-6	Johnston	
1988-89	3/25	@ Hartford	0-4	Sidorkiewicz	1969-70	3/22	@ Chicago	0-1	Esposito
	2/21	@ Vancouver	0-2	McLean	3/21	Toronto	0-2	Edwards	
	1/19	@ N.Y. Rangers	0-5	Froese	2/4	@ Toronto	0-1	Gamble	
	11/21	@ Toronto	0-4	Bester	1/25	@ Philadelphia	0-4	Parent	
1987-88	3/1	@ N.Y. Islanders	0-2	Smith	12/21	@ Chicago	0-4	Esposito	
	2/16	Buffalo	0-3	Barraso	11/22	N.Y. Rangers	0-5	Giacomin	
	1/19	@ Winnipeg	0-3	Berthiaume	10/26	@ Philadelphia	0-0	Parent	
	11/27	@ Detroit	0-6	Hanlon	3/11	Montreal	0-3	Worsley	
1986-87	11/21	@ Hartford	0-4	Liut	3/1	@ Montreal	0-1	Worsley	
	11/7	@ Winnipeg	0-2	Berthiaume	2/8	@ N.Y. Rangers	0-2	Giacomin	
1985-86	3/27	@ New Jersey	0-1	St. Laurent	1/25	@ Boston	0-4	Cheevers	
	1/25	Philadelphia	0-1	Jensen	1/1	@ Los Angeles	0-0	Desjardins	
1984-85	3/16	Hartford	0-5	Weeks	11/2	Minnesota	0-2	Maniago	
	11/9	@ Philadelphia	0-6	Lindberg	3/28	@ Philadelphia	0-2	Favell	
	2/26	@ Quebec	0-5	Gosselin	2/1	@ Pittsburgh	0-2	Binkley	
1983-84	1/7	@ Montreal	0-5	Wamsley	12/23	@ Los Angeles	0-4	Reddledge	
	11/23	@ Detroit	0-3	Mio	12/16	Philadelphia	0-1	Parent	
1982-83	2/1	Chicago	0-5	Bannerman	11/26	@ N.Y. Rangers	0-1	Villemure	
	12/28	Boston	0-3	Peeters	10/22	@ Detroit	0-1	Crozier	
1980-81	4/4	Minnesota	0-5	Meloch	ALL-TIME SHUTOUTS VS. NHL				
1979-80	2/2	Detroit	0-3	Vachon	TEAM	FOR	AGAINST		
	2/1	@ Hartford	0-3	Smith	Anaheim	3	4		
	12/1	N.Y. Rangers	0-2	Baker	Boston	5	11		
1978-79	10/27	Atlanta	0-3	Bouchard	Buffalo	4	5		
	1/18	@ Boston	0-4	Cheevers	Calgary (Atlanta)	9	8		
	12/13	@ Pittsburgh	0-3	Millen	Carolina (Hartford)	4	7		
	12/12	Montreal	0-6	Dryden	Chicago	13	15		
	11/30	@ Philadelphia	0-3	Stephenson	Cleveland (California)	5	0		
	11/7	Toronto	0-5	Harrison	Colorado (Quebec)	6	8		
1977-78	2/6	@ Philadelphia	0-2	Parent	Columbus	3	2		
	1/19	N.Y. Islanders	0-3	Smith	Dallas (Minnesota)	9	10		
	1/7	Chicago	0-0	Esposito	Detroit	11	12		
	1/3	Montreal	0-2	Dryden	Edmonton	5	5		
	12/27	@ Minnesota	0-1	Lopresti					

NO.	NAME AND POSITION	REGULAR SEASON					PLAYOFFS				
		GP	G	A	TP	PIM	GP	G	A	TP	PIM
4	Bruce Affleck (D), 1974-79	274	14	65	79	86	8	0	0	0	0
9, 36	Glenn Anderson (RW), 1994-96	51	14	16	30	43	17	2	5	7	55
12	Perry Anderson (LW), 1981-85	144	22	18	40	355	22	2	0	2	38
16	Ron Anderson (RW), 1969-70	59	9	9	18	36	1	0	0	0	0
14	Lou Angotti (C/RW), 1973-74	51	12	23	35	9	--	--	--	--	--
3	Al Arbour (D), 1967-71	231	2	21	23	191	46	0	4	4	42
17, 24	John Arbour (D), 1970-72	70	1	6	7	91	5	0	0	0	0
17	Derek Armstrong (C), 2009-10	6	0	0	0	2	--	--	--	--	--
44	Jason Arnott (C), 2011-12	72	17	17	34	26	7	1	0	1	0
23	Blair Atcheynum (RW), 1997-99	73	13	17	30	12	23	1	3	4	8
8	Ron Attwell (RW), 1967-68	18	1	7	8	6	--	--	--	--	--
26	Don Awrey (D), 1973-75	95	5	24	29	55	--	--	--	--	--
15	Mitch Babin (C), 1975-76	8	0	0	0	0	--	--	--	--	--
30	Jason Bacheshiua (G), 2005-07	38	0	1	1	2	--	--	--	--	--
42	David Backes (C), 2006-Present	494	132	168	300	663	19	4	6	10	28
55	Christian Backman (D), 2002-08	228	19	45	64	130	5	0	2	2	4
10	Wayne Babych (RW), 1978-84	396	155	190	345	382	31	7	8	15	22
24	Garnet (Ace) Bailey (RW), 1973-75	71	22	29	51	133	--	--	--	--	--
25	Bill Baker (D), 1981-82	35	3	5	8	50	4	0	0	0	0
6, 23, 34	Murray Baron (D), 1991-97, 2003-04	409	13	40	53	631	42	2	1	3	52
21	Normand Baron (LW), 1985-86	23	2	0	2	39	--	--	--	--	--
6	David Barr (RW), 1983-87	150	29	56	85	102	13	1	1	2	16
30	Tom Barrasso (G), 2002-03	6	0	0	0	0	--	--	--	--	--
23, 56	Lubos Bartecko (LW), 1998-01	149	26	42	68	69	12	1	1	2	2
28, 41	Bob Bassen (C), 1990-94, 1999-2000	284	35	63	98	483	30	1	5	6	38
5, 37, 43	Jeff Batters (D), 1993-95	16	0	0	0	28	--	--	--	--	--
21	Norm Beaudin (RW), 1967-68	13	1	1	2	4	--	--	--	--	--
45	Chris Beckford-Tseu (G), 2007-08	1	0	0	0	0	--	--	--	--	--
19	Eddy Beers (LW), 1985-86	24	7	11	18	24	19	3	4	7	8
46	Derek Bekar (LW), 1999-2000	1	0	0	0	0	--	--	--	--	--
29, 30	Yves Belanger (G), 1974-78	48	0	4	4	4	--	--	--	--	--
10	Bruce Bell (D), 1985-87	120	5	31	36	61	18	1	3	4	20
19, 24, 25	Curt Bennett (LW), 1970-72, 1977-79	159	26	41	67	146	12	0	0	0	12
18	Harvey Bennett (C), 1978-79	52	3	9	12	63	--	--	--	--	--
2	Brian Benning (D), 1984-85, 1986-90	232	30	94	124	321	29	3	13	16	58
7, 9	Red Berenson (C), 1967-71, 1974-78	519	172	240	412	194	55	21	12	33	41
4	Marc Bergevin (D), 1996-2002	328	5	23	28	319	30	1	2	3	26
21	Patric Berglund (C), 2008-Present	358	92	96	188	100	19	4	5	9	10
30	Ben Bishop (G), 2008-2012	7	0	0	0	0	--	--	--	--	--
14, 33	Eric Boguniecki (C), 2000-05	125	29	36	65	66	9	1	3	4	2
21	Chris Boreau (C), 1970-72	119	29	41	70	54	5	0	1	1	17
12	Jack Borotsik (C), 1974-75	5	0	0</							

## ST. LOUIS BLUES ALL-TIME PLAYERS ROSTER

NO.	NAME AND POSITION	REGULAR SEASON					PLAYOFFS				
		GP	G	A	TP	PIM	GP	G	A	TP	PIM
10, 16	Jack Brownschidle (D), 1977-84	455	36	156	192	132	26	0	5	5	18
26	David Bruce (LW), 1990-91	12	1	2	3	14	2	0	0	0	2
22	Ron Buchanan (C), 1969-70	68	26	48	74	41	--	--	--	--	--
9	Mike Bullard (C), 1988-89	20	4	12	16	46	--	--	--	--	--
13	Valeri Bure (RW), 2002-03	5	0	2	2	0	6	0	2	2	8
5, 6	Garth Butcher (D), 1990-94	208	11	35	46	508	29	4	4	8	90
17	Jerry Butler (RW), 1975-78	155	29	46	75	145	7	0	0	0	14
4	Gordon Buynak (D), 1974-75	4	0	0	0	2	--	--	--	--	--
26	Petr Cajanek (RW), 2002-07	269	46	107	153	90	7	0	2	2	4
1	Don Caley (G), 1967-68	1	0	0	0	0	--	--	--	--	--
16, 19, 21	Craig Cameron (RW), 1967-69, 1970-71	182	32	13	45	80	22	3	0	3	15
	Jim Campbell (RW), 1996-2000	201	49	60	109	173	14	8	3	11	18
4	Scott Campbell (D), 1981-82	3	0	0	0	52	--	--	--	--	--
21	Guy Carbonneau (C), 1994-95	42	5	11	16	16	7	1	2	3	6
21	Claude Cardin (LW), 1967-68	63	17	35	52	193	--	--	--	--	--
35	Jim Carey (G), 1998-99	4	0	0	0	0	--	--	--	--	--
20	Jack Carlson (LW), 1982-84	112	12	9	21	153	--	--	--	--	--
33	Kent Carlson (D), 1985-86	26	2	3	5	42	8	0	0	0	13
30	Jacques Caron (G), 1971-73	58	0	1	1	0	12	0	0	0	2
15	Gene Carr (C), 1971-72	14	3	2	5	9	--	--	--	--	--
30	Jon Casey (G), 1994-97	43	0	0	0	0	14	0	2	2	8
17	Gino Cavallini (LW), 1985-92	454	91	120	211	429	67	14	19	33	62
14	Paul Cavallini (D), 1987-93	337	37	120	157	514	49	7	15	22	86
14	Blair Chapman (RW), 1979-83	175	58	74	132	87	15	2	5	7	6
39	Kelly Chase (RW), 1989-94, 1997-2000	345	14	26	40	1497	27	1	1	2	100
27	Denis Chasse (RW), 1993-96	92	10	10	20	256	7	1	7	8	23
55	Vladimir Chebaturnin (D), 2000-01	22	1	2	3	26	--	--	--	--	--
17	Guy Chouinard (C), 1983-84	64	12	34	46	10	5	0	2	2	0
27	Dave Christian (RW), 1991-92	78	20	24	44	41	4	3	0	3	0
49	Dale Clarke (D), 2000-01	3	0	0	0	0	--	--	--	--	--
28	Carlo Colaiacovo (D), 2008-2012	259	18	88	106	134	11	0	3	3	18
28, 23	<b>Ian Cole (D), 2010-Present</b>	<b>67</b>	<b>2</b>	<b>9</b>	<b>11</b>	<b>67</b>	<b>2</b>	<b>0</b>	<b>0</b>	<b>0</b>	<b>0</b>
21	Bill Collins (RW), 1973-75	82	24	17	41	48	2	1	0	1	0
12	Bob Collyard (C), 1973-74	10	1	3	4	4	--	--	--	--	--
29	Ty Conklin (G), 2009-11	51	0	1	1	8	--	--	--	--	--
14	Wayne Connelly (C), 1970-72	43	10	21	31	11	6	2	1	3	0
22	Craig Conroy (C), 1996-2001	359	57	94	151	209	36	3	5	8	24
15, 18	Daniel Corso (C), 2000-03	70	14	10	24	20	14	0	1	1	0
9	Shayne Corson (LW), 1995-97	88	20	29	49	216	13	8	6	14	22
9, 14	Geoff Courtneall (LW), 1990-91, 1995-2000	326	106	126	232	371	42	7	16	23	65
10	Bruce Cowick (LW), 1975-76	5	0	0	0	2	--	--	--	--	--
15	Craig Coxie (LW), 1988-89	41	0	7	7	127	--	--	--	--	--
79	<b>Adam Cracknell (RW), 2010-Present</b>	<b>46</b>	<b>6</b>	<b>8</b>	<b>14</b>	<b>12</b>	<b>5</b>	<b>0</b>	<b>0</b>	<b>0</b>	<b>0</b>
18, 27	Bobby Crawford (RW), 1979-80, 1981-83	38	6	10	16	4	4	0	0	0	0
20	Adam Creighton (C), 1994-96	109	25	30	55	152	20	3	1	4	24
12, 19	Terry Crisp (C), 1967-72	285	38	64	102	51	63	8	15	23	32
26	B.J. Crombeen (RW), 2008-2012	265	26	23	49	515	11	1	0	1	43
26	Mike Crombeen (RW), 1978-83	325	47	53	100	164	27	6	2	8	32
6, 32	Doug Crossman (D), 1992-94	69	4	14	18	20	--	--	--	--	--
15	Tony Currie (RW), 1977-82	207	68	88	156	63	13	4	12	16	4
4	Paul Curtis (D), 1972-73	29	1	4	5	6	5	0	0	0	2
17	Denis Cyr (LW), 1984-86	40	8	7	15	2	3	0	0	0	0
36	Matt D'Agostini (RW), 2010-2013	160	31	35	66	71	4	1	0	1	4
36	J.J. Daigneault (D), 1995-96	37	1	3	4	24	--	--	--	--	--
38	Kevin Dallman (D), 2005-06	67	4	10	14	29	--	--	--	--	--
22	Mike Danton (C), 2003-04	68	7	5	12	141	5	1	0	1	2
26	Michael Dark (D), 1986-88	43	5	6	11	14	--	--	--	--	--
30	John Davidson (G), 1973-75	79	0	2	2	18	1	0	0	0	0
19	Stefan Della Rovere (L), 2010-11	7	0	0	0	11	--	--	--	--	--
27	Gilbert Delorme (D), 1983-85	118	2	17	19	94	14	1	3	4	11
9	Ab DeMarco (D), 1972-74	37	7	18	25	13	4	1	1	2	2

## ST. LOUIS BLUES ALL-TIME PLAYERS ROSTER

NO.	NAME AND POSITION	REGULAR SEASON					PLAYOFFS				
		GP	G	A	TP	PIM	GP	G	A	TP	PIM
38	Pavol Demitra (LW), 1996-2004	494	204	289	493	160	66	18	25	43	26
14, 22, 25	Norm Dennis (C), 1968-72	12	3	0	3	11	5	0	0	0	2
34, 37	Robert Dirk (D), 1987-91	94	2	6	8	255	9	0	1	1	2
62	Jon DiSalvatore (RW), 2005-06	5	0	0	0	2	--	--	--	--	--
30, 50	Reinhard Divis (G), 2001-06	28	0	0	0	2	1	0	0	0	0
6	Ted Donato (LW), 2001-02	2	0	0	0	2	--	--	--	--	--
2	Andre Dore (D), 1982-84	93	5	27	32	83	4	0	1	1	8
47	Aaron Downey (RW), 2005-06	17	2	0	2	45	--	--	--	--	--
10	Dallas Drake (RW), 2000-07	443	64	106	170	386	35	6	7	13	49
47	Nicholas Drzenovic (C), 2010-2011	3	0	0	0	11	--	--	--	--	--
18	Steve Dubinsky (C), 2002-03	28	0	6	6	4	--	--	--	--	--
28	Steve Duchesne (D), 1993-95, 1997-98	163	38	87	125	82	21	0	10	10	10
23	Luc Dufour (LW), 1984-85	23	1	3	4	18	1	0	0	0	2
32	Donald Dufresne (D), 1994-96	25	0	3	3	14	3	0	0	0	4
19	Blake Dunlop (C), 1979-84	324	86	201	287	118	28	3	8	11	10
19	Denis Dupere (LW), 1974-75	22	3	6	9	8	--	--	--	--	--
3	Andre Dupont (D), 1971-73	85	4	16	20	198	11	1	0	1	20
36	Micki Dupont (D), 2007-08	2	0	0	0	2	--	--	--	--	--
2, 8	Steve Durbano (D), 1972-74, 1978-79	98	8	24	32	480	5	0	2	2	8
18	Radek Dvorak (RW), 2006-2007	82	10	27	37	48	--	--	--	--	--
4	Dallas Eakins (D), 1995-96	16	0	1	1	34	--	--	--	--	--
32	Mike Eastwood (C), 1997-2003	336	43	66	109	151	48	3	4	7	20
14	Tim Ecclestone (LW), 1967-71	230	48	76	124	140	40	6	8	14	70
8, 20, 23	Darryl Edestrand (D), 1967-68	65	2	32	34	86	--	--	--	--	--
1, 29, 30	Gary Edwards (G), 1968-70, 1981-82	12	0	1	1	0	--	--	--	--	--
15	Jack Egers (RW), 1971-74	147	45	50	95	66	16	1	5	6	16
14	Todd Elik (C), 1994-95	13	2	4	6	4	7	4	3	7	2
61	Lars Eller (C), 2009-2010	7	2	0	2	4	--	--	--	--	--
6	Dave Ellett (D), 1999-2000	52	2	8	10	12	7	0	1	1	2
1	<b>Brian Elliott (G), 2011-Present</b>	<b>62</b>	<b>0</b>	<b>0</b>	<b>0</b>	<b>0</b>	<b>14</b>	<b>0</b>	<b>0</b>	<b>0</b>	<b>0</b>
4	Kari Eloranta (D), 1981-82	12	1	7	8	6	5	0	0	0	0
7, 32	Nelson Emerson (RW), 1990-93	165	45	90	135	130	17	4	9	13	27
6	Chris Evans (D), 1971-75	153	13	20	33	41	12	1	1	2	8
18, 19, 32	Doug Evans (LW), 1985-90	163	16	32	48	223	14	1	2	3	26
2	Shawn Evans (D), 1985-86	7	0	0	0	2	--	--	--	--	--
21	Todd Ewen (RW), 1986-90	124	10	7	17	493	12	0	0	0	0
14	Bill Fairbairn (RW), 1977-79	65	15	16	31	10	--	--	--	--	--
82	<b>Cade Fairchild (D), 2011-Present</b>	<b>5</b>	<b>0</b>	<b>1</b>	<b>1</b>	<b>0</b>	--	--	--	--	--
36	Glen Featherstone (D), 1988-91	144	5	29	34	371	27	0	2	2	78
24	Bernie Federko (C), 1976-89	927	352	721	1073	463	91	35	66	101	83
9, 17	Denny Felsner (LW), 1991-95	18	1	4	5	6	10	2	3	5	2
13	Ray Ferraro (C), 2001-02	15	6	4	10	8	--	--	--	--	--
37	Jeff Finley (D), 1998-2004	371	6	28	34	206	39	1	4	5	28
42	Rory Fitzpatrick (D), 1996-97, 1998-99	3	0	0	0	4	--	--	--	--	--
12	Ron Flockhart (C), 1985-88	160	43	68	111	42	8	1	3	4	6
19	Connie Forey (LW), 1973-74	4	0	0	0	2	--	--	--	--	--
2, 19, 20	Ray Fortin (D), 1967-70	92	2	6	8	33	6	0	0	0	0
2, 5	Len Frig (D), 1977-78, 1979-80	37	1	5	6	49	3	0	0	0	0
31	Grant Fuhr (G), 1995-99	249	0	5	5	32	31	0	2	2	8
20	Simon Gamache (C), 2005-06	15	3	4	7	10	--	--	--	--	--
19	Perry Ganchar (RW), 1983-85	8	0	2	2	0	7	3	1	4	0
6, 27	Dave Gardner (C), 1973-75	23	5	4	9	6	--	--	--	--	--
3, 4	Bob Gassoff (D), 1973-77	245	11	47	58	866	9	0	1	1	16
22	Barry Gibbs (D), 1977-79	126	8	39	47	91	--	--	--	--	--
7	Greg Gilbert (LW), 1994-96	63	11	15	26	19	7	0	3	3	6
19	Stan Gilbertson (LW), 1974-75	22	1	4	5	4	--	--	--	--	--
2	Curt Giles (D), 1991-93	61	1	5	6	48	6	1	1	2	2
5	Todd Gill (D), 1997-99	39	7	7	14	26	10	2	2	4	10
9, 18	Doug Gilmour (C), 1983-88	384	149	205	354	264	49	17	38	55	71
23	Gaston Gingras (D), 1987-89	120	10	32	42	24	17	1	4	5	6

## ST. LOUIS BLUES ALL-TIME PLAYERS ROSTER

NO.	NAME AND POSITION	REGULAR SEASON					PLAYOFFS				
		GP	G	A	TP	PIM	GP	G	A	TP	PIM
5, 25	Larry Giroux (D), 1973-74, 1978-80	150	10	39	49	174	--	--	--	--	--
15, 37, 54	Mike Glumac (C) 2005-08	40	7	6	13	38	--	--	--	--	--
10	Phil Goyette (C), 1969-70	72	29	49	78	16	16	3	11	14	6
78	Evgeny Grachev (C), 2011-12	26	1	3	4	2	--	--	--	--	--
29, 30, 33	Doug Grant (G), 1976-80	37	0	0	0	0	--	--	--	--	--
33	Gilles Gratton (G), 1975-76	6	0	0	0	2	--	--	--	--	--
22	Terry Gray (RW), 1968-71	36	6	5	11	21	--	--	--	--	--
99	Wayne Gretzky (C), 1995-96	18	8	13	21	2	13	2	14	16	0
13	Bill Guerin (RW), 2006-07	61	28	19	47	52	--	--	--	--	--
5	Alexei Gusarov (D), 2000-01	16	0	4	4	6	13	0	0	0	4
41	<b>Jaroslav Halak (G), 2010-Present</b>	<b>119</b>	<b>0</b>	<b>1</b>	<b>1</b>	<b>6</b>	<b>2</b>	<b>0</b>	<b>0</b>	<b>0</b>	<b>0</b>
1	Glenn Hall (G), 1967-71	140	0	3	3	20	31	0	0	0	0
23	Jean Hamel (D), 1972-74	78	3	8	11	30	2	0	0	0	0
20	Chuck Hamilton (LW), 1972-73	3	0	2	2	2	--	--	--	--	--
17	Inge Hammarstrom (LW), 1977-79	135	31	41	72	12	--	--	--	--	--
15	Ron Handy (LW), 1987-88	4	0	1	1	0	--	--	--	--	--
26	Michal Handzus (C), 1998-2001	183	39	54	93	86	18	0	5	5	14
29, 31	Glen Hanlon (G), 1981-83	16	0	0	0	0	--	--	--	--	--
12	Richie Hansen (C), 1981-83	2	0	2	2	0	--	--	--	--	--
22	Nick Harbaruk (RW), 1973-74	56	5	14	19	16	--	--	--	--	--
37	Scott Harlow (LW), 1987-88	1	0	1	1	0	--	--	--	--	--
2	Terry Harper (D), 1979-80	11	1	5	6	6	3	0	0	0	2
2	Ted Harris (D), 1973-74	24	0	4	4	16	--	--	--	--	--
2, 29	Gerry Hart (D), 1980-83	106	4	12	16	236	20	0	3	3	60
2	Doug Harvey (D), 1968-69	70	2	20	22	30	8	0	4	4	12
10, 12	Dale Hawerchuk (C), 1995-96	66	13	28	41	22	--	--	--	--	--
29, 40	Guy Hebert (G), 1991-93	37	0	1	1	2	1	0	0	0	0
17, 55	Jochen Hecht (LW), 1998-2001	138	32	46	78	76	27	8	10	18	6
44	Bret Hedican (D), 1991-94	107	1	19	20	94	15	0	0	0	14
9	Jeff Heerema (RW), 2003-04	22	1	2	3	4	--	--	--	--	--
30, 31	Rick Heinz (G), 1980-85	46	0	1	1	6	1	0	0	0	0
36	Bryan Helmer (D), 1998-2000	44	1	5	6	29	--	--	--	--	--
53	Colin Hemingway (LW), 2005-06	3	0	0	0	0	--	--	--	--	--
21	Camille Henry (C), 1968-70	68	18	24	42	8	11	2	5	7	0
77	T.J. Hensick (C), 2010-11	13	1	2	3	2	--	--	--	--	--
23, 34	Bob Hess (D), 1974-79, 1980-81	293	27	87	114	164	3	0	1	1	2
18, 61	Pat Hickey (LW), 1982-85	125	19	24	43	56	14	1	1	2	8
6	Sean Hill (D), 2000-02	71	1	13	14	79	15	0	1	1	12
13, 58	Dan Hinote (RW), 2006-2009	150	11	14	25	129	3	0	0	0	4
22, 59	Jeff Hoggan (RW), 2005-06	52	2	6	8	34	--	--	--	--	--
44	Terry Hollinger (D), 1993-95	7	0	0	0	2	--	--	--	--	--
35	Chris Holt (G), 2008-09	1	0	0	0	0	--	--	--	--	--
21	Gary Holt (LW), 1977-78	49	7	4	11	81	--	--	--	--	--
25	Ron Hoover (C), 1991-92	1	0	0	0	0	--	--	--	--	--
17, 24, 25	Larry Hornung (D), 1970-72	48	2	9	11	10	11	0	2	2	2
33	Bill Houlder (D), 1994-95	41	5	13	18	20	4	1	1	2	0
6	Phil Housley (D), 1993-94	26	7	15	22	12	4	2	1	3	4
26	Dave Hrechkosy (LW), 1975-77	28	4	5	9	2	3	1	0	1	2
29	Jim Hrivnak (G), 1993-94	23	0	1	1	2	--	--	--	--	--
18	Tony Hrkac (C), 1986-90, 1993-94	201	39	82	121	46	21	7	2	9	4
3, 12, 26	Fran Huck (C), 1970-71, 1972-73	87	23	28	51	38	11	3	4	7	2
2	Fred Hucul (D), 1967-68	43	2	13	15	30	--	--	--	--	--
22	Charlie Huddy (D), 1995-96	12	0	0	0	6	13	1	0	1	8
15	Mike Hudson (C/LW), 1995-96	32	3	12	15	26	2	0	1	1	4
3	Brent Hughes (LW), 1972-74	10	1	1	2	0	--	--	--	--	--
18	Pat Hughes (LW), 1986-87	43	1	5	6	26	--	--	--	--	--
16	Brett Hull (RW), 1987-98	744	527	409	936	286	102	67	50	117	51
20	Mark Hunter (RW), 1985-88	218	112	94	206	476	29	9	13	22	82
6	Kent Huskins (D), 2011-12	25	2	5	7	10	1	0	0	0	2
1, 22, 30	Robbie Irons (G), 1968-69	1	0	0	0	0	--	--	--	--	--

## ST. LOUIS BLUES ALL-TIME PLAYERS ROSTER

NO.	NAME AND POSITION	REGULAR SEASON					PLAYOFFS				
		GP	G	A	TP	PIM	GP	G	A	TP	PIM
27	Ted Irvine (LW), 1975-77	138	24	27	51	118	6	0	2	2	4
1	Pat Jablonski (G), 1989-92, 1995-96	23	0	1	1	4	3	0	0	0	0
5	<b>Barret Jackman (D), 2001-Present</b>	<b>644</b>	<b>23</b>	<b>128</b>	<b>151</b>	<b>882</b>	<b>27</b>	<b>1</b>	<b>3</b>	<b>4</b>	<b>52</b>
15	Craig Janney (C), 1991-95	186	48	185	233	38	21	3	18	21	0
55	Cam Janssen (RW), 2007-11	165	2	7	9	470	1	0	0	0	0
26	<b>Dmitrij Jaskin (RW), 2013-Present</b>	<b>2</b>	<b>0</b>	<b>0</b>	<b>0</b>	<b>0</b>	--	--	--	--	--
12	Jaroslav Jirik (LW), 1969-70	3	0	0	0	0	--	--	--	--	--
31	Bob Johnson (G), 1972-73	12	0	0	0	17	--	--	--	--	--
1, 35	Brent Johnson (G), 1998-99, 2000-04	143	0	5	5	6	12	0	0	0	4
23	Craig Johnson (LW), 1994-96	64	11	10	21	36	1	0	0	0	2
6	Erik Johnson (D), 2007-2011	203	20	71	91	144	--	--	--	--	--
10	Mark Johnson (C), 1984-85	17	4	6	10	2	3	0	1	1	0
20	Mike Johnson (RW), 2007-08	21	2	3	5	8	--	--	--	--	--
17	Ryan Johnson (C), 2002-2008	289	19	30	49	122	9	0	2	2	6
26	Terry Johnson (D), 1983-86	188	2	17	19	350	14	0	1	1	44
1	Eddie Johnston (G), 1974-78	118	0	0	0	0	4	0	0	0	0
31	Curtis Joseph (G), 1989-95	280	0	17	17	24	34	0	2	2	4
53	Jonas Junland (D), 2008-2010	4	0	2	2	2	--	--	--	--	--
17, 22, 24	Gordon Kannegiesser (D), 1967-72	23	0	1	1	15	--	--	--	--	--
12	Vitali Karamnov (LW), 1992-95	92	12	20	32	65	2	0	0	0	2
9	Paul Kariya (LW), 2007-2010	168	36	87	123	88	--	--	--	--	--
7	Alexei Kasatonov (D), 1993-94	8	0	2	2	19	4	2	0	2	2
17	Ed Kea (D), 1979-83	267	8	53	61	225	24	2	3	5	30
12, 25	Mike Keane (RW), 2001-02	56	4	6	10	22	--	--	--	--	--
18, 21	Larry Keenan (LW), 1967-71	152	28	43	71	18	46	15	16	31	12
24	J. Bob Kelly (LW), 1973-74	37	9	8	17	45	--	--	--	--	--
12	Chris Kenady (RW), 1997-98	5	0	2	2	0	--	--	--	--	--
29	Alexander Khavanov (D), 2000-04	284	21	69	90	173	26	5	5	10	18
13	Yuri Khmylev (LW), 1995-97	9	1	1	2	2	6	1	1	2	4
29	Darin Kimmle (RW), 1990-92	72	2	4	6	294	18	0	0	0	45
12	Derek King (LW), 1999-2000	19	2	7	9	6	--	--	--	--	--
19	D.J. King (LW), 2006-2010	101	4	1	5	185	--	--	--	--	--
28	Ralph Klassen (C), 1979-84	225	18	37	55	45	24	4	2	6	12
33	Fred Knipscheer (C), 1995-96	1	0	0	0	2	--	--	--	--	--
33	David Koci (LW), 2008-09	4	0	0	0	9	--	--	--	--	--
6	Tom Koivisto (D), 2002-03	22	2	4	6	10	--	--	--	--	--
20	Neil Komadoski (D), 1977-80	124	3	22	25	155	--	--	--	--	--
38	Igor Korolev (C), 1992-94	147	10	33	43	60	5	0	0	0	0
5	Igor Kravchuk (D), 1995-97	122	7	36	43	59	12	1	5	6	6
9	Murry Kuntz (LW), 1974-75	7	1	2	3	0	--	--	--	--	--
9, 36	Neil Labatte (C/D), 1978-79, 1981-82	26	0	2	2	19	--	--	--	--	--
40	Nathan LaFayette (C), 1993-94	38	2	3	5	14	--	--	--	--	--
46	Christian Laflamme (D), 2001-04	71	0	11	11	69	5	0	0	0	4
16	Roger Lafreniere (LW), 1972-73	10	0	0	0	0	--	--	--	--	--
40	Patrick Lalime (G), 2005-06	31	0	0	0	0	--	--	--	--	--
26	Mike Lalor (D), 1988-90	114	1	30	31	135	22	1	3	4	45
4, 33	Dick Lamby (D), 1978-81	22	0	5	5	22	--	--	--	--	--
10, 19	Mike Lampman (LW), 1972-74	33	3	3	6	2	--	--	--	--	--
15	Jamie Langenbrunner (RW), 2011-13	70	6	18	24	32	9	1	0	1	11
41	Dan Laperriere (D), 1992-95	29	1	4	5	23	--	--	--	--	--
22	Ian Laperriere (C/RW), 1993-96	71	16	20	36	172	7	0	4	4	21
4, 5	Guy Lapointe (D), 1981-83	62	3	29	32	47	11	1	1	2	17
18	Rick Lapointe (D), 1979-82	231	16	64	80	338	14	2	3	5	24
30	Michel Larocque (G), 1983-84	6	0	0	0	2	--	--	--	--	--
12	Claude Larose (RW), 1974-78	272	60	74	134	128	9	2	1	3	0
7	Don (Red) Laurence (C), 1979-80	20	1	2	3	8	--	--	--	--	--
16	Kevin LaVallee (LW), 1984-86	102	33	37	70	16	13	2	2	4	6
16	Brian Lavender (LW), 1971-72	46	5	11	16	54	3	0	0	0	2
34, 38	Dominic Lavoie (D), 1988-92	26	2	4	6	28	--	--	--	--	--
27	Steve Leach (RW), 1995-97	31	4	5	9	46	17	3	2	5	43

## ST. LOUIS BLUES ALL-TIME PLAYERS ROSTER

NO.	NAME AND POSITION	REGULAR SEASON					PLAYOFFS				
		GP	G	A	TP	PIM	GP	G	A	TP	PIM
38	Gary Leeman (RW), 1996-97	2	0	1	1	0	--	--	--	--	--
25	Chuck Leffley (LW), 1974-77, 1979-81	233	83	104	187	77	5	2	2	4	4
34	Manny Legace (G), 2006-09	140	0	2	2	6	--	--	--	--	--
23	Alain Lemieux (C), 1981-85	81	17	33	50	24	4	0	1	1	0
15, 16	Jocelyn Lemieux (RW), 1986-88	76	11	8	19	136	10	0	1	1	21
33	<b>Jordan Leopold (D), 2013-Present</b>	<b>15</b>	<b>0</b>	<b>2</b>	<b>2</b>	<b>0</b>	<b>6</b>	<b>0</b>	<b>0</b>	<b>0</b>	<b>0</b>
2	Craig Levie (D), 1984-85	61	6	23	29	33	1	0	0	0	0
6	Doug Lidster (D), 1994-95	37	2	7	9	12	4	0	0	0	2
1	Mike Liut (G), 1979-85	347	0	7	7	10	39	0	0	0	0
19	Jim Lorentz (C/RW), 1970-72	88	19	22	41	46	6	0	1	1	4
34	Reed Low (RW), 2000-04	250	3	16	19	694	--	--	--	--	--
10, 12	Dave Lowry (LW), 1988-93	311	53	51	104	432	52	5	11	16	112
17	Bernie Lukowich (D), 1974-75	26	4	5	9	2	2	0	0	0	0
15	Shane MacEachern (C), 1987-88	1	0	0	0	0	--	--	--	--	--
2	Al MacInnis (D), 1994-2004	613	127	325	452	551	82	14	44	58	102
23, 26	Dave Mackey (LW), 1991-94	64	4	7	11	128	3	0	0	0	2
15, 25	Paul MacLean (RW), 1980-81, 1989-91	116	40	44	84	124	13	4	3	7	20
21	Bob MacMillan (RW), 1975-78	188	46	83	129	75	7	0	2	2	0
21	Bernie MacNeil (LW), 1973-74	4	0	0	0	0	--	--	--	--	--
22, 23	Craig MacTavish (C), 1995-97	63	2	6	8	41	14	0	2	2	8
25	Connie Madigan (D), 1972-73	20	0	3	3	25	5	0	0	0	4
12	Wayne Maki (LW), 1969-70	16	2	1	3	4	--	--	--	--	--
19	John Markell (LW), 1983-84	2	0	0	0	0	--	--	--	--	--
44	Mario Marios (D), 1990-92	81	2	15	17	119	9	0	0	0	37
15	Gilles Marotte (D), 1976-77	47	3	4	7	26	--	--	--	--	--
25	Jason Marshall (D), 1991-92	2	1	0	1	4	--	--	--	--	--
30	Seth Martin (G), 1967-68	30	0	1	1	0	2	0	0	0	0
12	Steve Martins (C), 2002-04	53	4	3	7	40	3	0	1	1	0
50	Chris Mason (G), 2008-2010	118	0	1	1	0	4	0	0	0	0
24, 26, 27	Jamie Masters (D), 1975-77, 1978-79	33	1	13	14	2	2	0	0	0	0
32, 33	Stephane Matteau (LW), 1995-97	120	23	33	56	115	16	0	2	2	8
4	Bryan Maxwell (D), 1979-81	97	4	21	25	249	12	0	1	1	63
1	Darrell May (G), 1985-86, 1987-88	6	0	1	1	2	--	--	--	--	--
21	Jamal Mayers (RW), 1996-08	595	71	87	158	756	48	5	8	13	20
37	Dean McAmmond (C) 2005-06	78	15	22	37	32	--	--	--	--	--
19	Chris McApline (D), 1996-2000	141	5	9	14	124	27	0	1	1	18
18, 9	Jay McClement (C), 2005-2011	449	52	104	156	180	4	0	0	0	4
24	Bob McCord (D), 1972-73	43	1	13	14	33	--	--	--	--	--
15	Bill McCreary (LW), 1967-71	282	50	57	107	104	48	6	16	22	14
24	Jim McCrimmon (D), 1974-75	2	0	0	0	0	--	--	--	--	--
20	Ab McDonald (LW), 1968-71	152	46	56	102	26	28	7	11	18	23
10	Andy McDonald (C) 2007-13	294	90	140	230	118	19	6	8	14	8
30	Peter McDuffe (G), 1971-72	10	0	0	0	0	1	0	0	0	0
77, 74	Jay McKee (D), 2006-2009	158	3	14	17	98	4	0	0	0	4
10	Tony McKegney (LW), 1987-89	151	65	55	120	140	12	3	7	10	8
17	Don McKenney (C), 1967-68	39	9	20	29	4	6	1	1	2	2
80	Steve McLaren (LW), 2003-04	6	0	0	0	25	--	--	--	--	--
29	Jamie McLennan (G), 1997-2000	82	0	0	0	6	2	0	0	0	6
1	Jim McLeod (G), 1971-72	16	0	1	1	0	--	--	--	--	--
29	Gord McTavish (C), 1978-79	1	0	0	0	0	--	--	--	--	--
17	Basil McRae (LW), 1992-96	112	3	11	14	313	22	2	2	4	40
38	Philip McRae (C), 2010-13	15	1	2	3	2	--	--	--	--	--
22	Rick Meagher (C), 1985-91	413	73	88	161	264	62	8	7	15	41
19	Scott Mellanby (RW), 2000-04	235	62	75	137	370	35	10	8	18	47
16	Gerry Melynyk (C), 1967-68	73	15	35	50	14	--	--	--	--	--
10, 19, 20	Wayne Merrick (C), 1972-76	209	65	79	144	99	7	1	2	3	2
22	Glen Metropolit (C), 2006-07	20	2	3	5	14	--	--	--	--	--
12	Joe Micheletti (D), 1979-82	137	9	54	63	110	11	1	11	12	10
37	Kevin Miehlm (C), 1992-94	22	1	4	5	8	2	0	1	1	0
29	Greg Millen (G), 1984-90	209	0	3	3	28	35	0	0	0	4

## ST. LOUIS BLUES ALL-TIME PLAYERS ROSTER

NO.	NAME AND POSITION	REGULAR SEASON					PLAYOFFS				
		GP	G	A	TP	PIM	GP	G	A	TP	PIM
14	Kevin Miller (C), 1992-95	162	49	52	101	148	13	1	3	4	15
54	Tomas Mojzis (D), 2006-07	6	1	0	1	0	--	--	--	--	--
26, 27	Sergio Momesso (LW), 1988-91, 1996-97	222	44	70	114	506	25	5	7	12	93
23	Hartland Monahan (RW), 1979-81	97	9	14	23	40	--	--	--	--	--
41	Michel Mongeau (C), 1989-92	50	5	18	23	8	2	0	1	1	0
10	Jim Montgomery (C), 1993-94	67	6	14	20	44	--	--	--	--	--
12	Dickie Moore (LW), 1967-68	27	5	3	8	9	18	7	7	14	15
10	George Morrison (LW), 1970-72	115	17	21	38	13	3	0	0	0	0
7	Joe Mullen (RW), 1979-86	301	151	184	335	45	20	9	11	20	4
25	Bob Murdoch (D), 1978-79	54	13	13	26	17	--	--	--	--	--
17, 21	Joe Murphy (RW), 1996-98	102	24	34	58	91	6	1	1	2	10
14	Mike Murphy (RW), 1971-73	127	38	50	88	67	11	2	3	5	6
23	Andrew Murray (C), 2012-13	1	0	0	0	0	--	--	--	--	--
1, 30	Phil Myre (G), 1977-79	83	0	2	2	16	--	--	--	--	--
12, 47	Ladislav Nagy (LW), 1999-2001	51	10	12	22	22	6	1	1	2	0
9	Tyson Nash (LW), 1998-2003	255	24	26	50	479	23	3	2	5	52
27	Ric Nattress (D), 1985-87	151	10	42	52	76	24	1	4	5	26
27	Vaclav Nedomansky (RW), 1982-83	22	2	9	11	2	--	--	--	--	--
93	Petr Nedved (C), 1993-94	19	6	14	20	8	4	0	1	1	4
12	Scott Nichol (C), 2011-13	110	4	5	9	108	9	0	1	1	14
20, 68	Eric Nickulas (RW), 2002-04	52	7	12	19	50	--	--	--	--	--
32	Ville Nieminen (LW), 2006-07	14	0	0	0	29	--	--	--	--	--
64	Nikita Nikitin (D), 2010-11	48	1	8	9	14	--	--	--	--	--
32	Jim Nill (RW), 1981-82	61	9	12	21	127	--	--	--	--	--
28	Brian Noonan (RW), 1995-97	94	15	27	42	84	13	4	1	5	10
27	Robert Nordmark (D), 1987-88	67	3	18	21	60	--	--	--	--	--
20	Joe Noris (C/D), 1972-73	2	0	0	0	0	--	--	--	--	--
5	Jeff Norton (D), 1994-96	64	6	25	31	59	7	1	1	2	11
5	Craig Norwich (D), 1980-81	23	4	12	16	14	--	--	--	--	--
20, 23	Lee Norwood (D), 1985-86, 1991-93	147	11	42	53	291	20	2	8	10	64
12	Adam Oates (C), 1989-92	195	58	228	286	71	25	9	25	34	14
43	Jaroslav Obsut (D), 2000-01	4	0	0	0	0	--	--	--	--	--
20	Gerry Odrowski (D), 1971-72	55	1	2	3	8	11	0	0	0	8
10, 22, 25, 26, 35	Brian Ogilvie (C), 1974-79	78	14	19	33	25	--	--	--	--	--
35	Christer Olsson (D), 1995-97	31	2	9	11	14	3	0	0	0	0
32	Vladimir Orszagh (RW) 2005-06	16	4	5	9	14	--	--	--	--	--
28	Keith Osborne (RW), 1989-90	5	0	2	2	8	--	--	--	--	--
30	Chris Osgood (G), 2002-04	76	0	0	0	10	12	0	1	1	4
22	Danny O'Shea (C), 1971-73	95	15	29	44	41	15	0	2	2	38
21	Kevin O'Shea (RW), 1971-73	41	3	5	8	33	12	2	1	3	10
74	<b>T.J. Oshie (C), 2008-Present</b>	<b>292</b>	<b>70</b>	<b>125</b>	<b>195</b>	<b>146</b>	<b>19</b>	<b>2</b>	<b>3</b>	<b>5</b>	<b>10</b>
1, 30	Ted Oumiet (G), 1968-69	1	0	0	0	0	--	--	--	--	--
37	Nathan Oystriick (D), 2010-11	9	1	2	3	9	--	--	--	--	--
65	Cam Paddock (C), 2008-10	16	2	1	3	0	--	--	--	--	--
14, 19, 24, 27	Doug Palazzari (C), 1974-75, 1976-79	108	18	20	38	23	2	0	0	0	0
26, 63	Justin Papineau (C), 2001-03	12	2	1	3	0	--	--	--	--	--
30	Rich Parent (G), 1997-99	11	0	0	0	2	--	--	--	--	--
24	Michel Parizeau (C), 1971-72	21	1	2	3	8	--	--	--	--	--
28	Greg Paslawski (RW), 1983-89	330	109	99	208	105	47	15	10	25	25
6	Larry Patey (C), 1975-84	603	123	136	259	524	35	8	9	17	51
27	Craig Patrick (RW), 1974-75	43	6	9	15	6	2	0	1	1	0
3	Glenn Patrick (D), 1973-74	1	0	0	0	2	--	--	--	--	--
35	Jim Pavese (D), 1981-88	263	10	34	44	487	29	0	5	5	66
12, 27	Rob Pearson (RW), 1995-97	45	7	6	13	91	2	0	0	0	14
18, 33, 36, 39	Scott Pellerin (LW), 1996-2000, 2003-04	296	44	67	111	189	31	1	2	3	22
20	Mike Peluso (LW), 1996-97	44	2	3	5	158	5	0	0	0	25
22	Joel Perrault (C), 2006-07	11	0	0	0	0	--	--	--	--	--
57	David Perron (LW), 2007-13	340	84	114	198	232	19	2	7	9	20
7, 28	Ricard Persson (D), 1996-2000	149	5	28	33	177	22	1	3	4	44
36	Robert Petrovicky (C), 1996-97	44	7	12	19	10	2	0	0	0	0



## ST. LOUIS BLUES ALL-TIME PLAYERS ROSTER

NO.	NAME AND POSITION	REGULAR SEASON					PLAYOFFS				
		GP	G	A	TP	PIM	GP	G	A	TP	PIM
22	Jorgen Pettersson (LW), 1980-85	365	161	171	332	105	36	14	10	24	2
34	Michel Picard (LW), 1997-99	61	12	19	31	45	5	0	0	0	0
4, 12	Noel Picard (D), 1967-73	278	12	46	58	540	47	2	10	12	167
9	Roger Picard (RW), 1967-68	15	2	2	4	21	--	--	--	--	--
2	Dave Pichette (D), 1983-84	23	0	11	11	6	9	1	2	3	18
27	<b>Alex Pietrangelo (D), 2008-Present</b>	<b>224</b>	<b>29</b>	<b>92</b>	<b>121</b>	<b>73</b>	<b>14</b>	<b>1</b>	<b>6</b>	<b>7</b>	<b>2</b>
47	Rich Pilon (D), 2001-02	8	0	2	2	9	--	--	--	--	--
8	Barclay Plager (D), 1967-77	614	44	187	231	1115	68	3	20	23	182
22, 23	Billy Plager (D), 1968-72	127	2	18	20	141	19	0	0	0	18
5	Bob Plager (D), 1967-78	615	20	121	141	762	74	2	17	19	195
1, 30	Jacques Plante (G), 1968-70	69	0	2	2	2	16	0	1	1	2
16	Pierre Plante (RW), 1972-77	357	104	112	216	420	14	2	0	2	31
30	Michel Plasse (G), 1970-71	1	0	0	0	0	--	--	--	--	--
23	Adrien Plavsic (D), 1989-90	4	0	1	1	2	--	--	--	--	--
33	Steve Poapst (D), 2005-06	41	0	1	1	37	--	--	--	--	--
25	Shjon Podein (LW), 2001-03	91	6	10	16	30	17	0	1	1	12
20	Rudy Poeschek (D), 1997-2000	78	1	7	8	121	2	0	0	0	6
25	Johnny Pohl (C), 2003-04	1	0	0	0	0	--	--	--	--	--
46	<b>Roman Polak (D), 2006-Present</b>	<b>352</b>	<b>9</b>	<b>57</b>	<b>66</b>	<b>248</b>	<b>19</b>	<b>0</b>	<b>1</b>	<b>1</b>	<b>21</b>
9	Greg Polis (LW), 1973-74	37	8	12	20	24	--	--	--	--	--
9	Jame Pollock (D), 2003-04	9	0	0	0	6	--	--	--	--	--
32	<b>Chris Porter (C), 2008-Present</b>	<b>127</b>	<b>10</b>	<b>14</b>	<b>24</b>	<b>27</b>	<b>6</b>	<b>1</b>	<b>0</b>	<b>1</b>	<b>0</b>
25, 34	Mike Posavad (D), 1985-87	8	0	0	0	0	--	--	--	--	--
25	Vitali Prokhorov (LW), 1992-95	83	19	11	30	35	4	0	0	0	0
44	Chris Pronger (D), 1995-2004	598	84	272	356	931	85	10	41	51	210
7	Dan Quinn (C), 1990-91	14	4	7	11	20	13	4	7	11	32
33	Stephane Quintal (D), 1991-93	101	1	16	17	132	13	1	2	3	14
29	Bruce Racine (G), 1995-96	11	0	0	0	2	1	0	0	0	0
25	Herb Raglan (RW), 1985-91	235	26	39	65	571	32	3	6	9	50
5	Rob Ramage (D), 1982-88	441	67	229	296	898	43	5	26	31	147
15	Marty Reasoner (C), 1998-2001	95	17	30	47	47	17	5	2	7	4
75	<b>Ryan Reaves (RW), 2010-Present</b>	<b>131</b>	<b>9</b>	<b>5</b>	<b>14</b>	<b>281</b>	<b>8</b>	<b>0</b>	<b>0</b>	<b>0</b>	<b>2</b>
22	Dick Redmond (D), 1977-78	28	4	11	15	16	--	--	--	--	--
6	Wade Redden (D), 2013	23	2	3	5	11	--	--	--	--	--
15, 33	Mark Reddes (RW), 1981-87	320	45	105	150	98	53	8	9	17	23
41	Steve Regier (LW), 2008-09	8	3	1	4	4	--	--	--	--	--
28	Todd Reirden (D), 1999-2001	94	6	25	31	75	5	0	1	1	0
25	Pascal Rheaume (C), 1997-2001, 2003-04	148	19	31	50	74	21	2	4	6	14
15, 25, 36	Ken Richardson (C), 1974-75, 1977-79	49	8	13	21	16	--	--	--	--	--
40	Terry Richardson (G), 1978-79	1	0	0	0	0	--	--	--	--	--
30	Vincent Riendeau (G), 1988-92	122	0	3	3	10	21	0	0	0	0
19	Stephane Richer (RW), 1999-2000	36	8	17	25	14	3	1	0	1	0
5	Dave Richter (D), 1988-90	68	1	5	6	99	--	--	--	--	--
6, 20	Jamie Rivers (D), 1995-99, 2006-07	184	7	17	24	127	9	1	1	2	2
11	Wayne Rivers (RW), 1967-68	22	4	4	8	8	--	--	--	--	--
20	Andy Roach (D), 2005-06	5	1	2	3	10	--	--	--	--	--
17	Phil Roberto (RW), 1971-75	148	33	38	71	187	16	9	7	16	33
12, 15, 21, 22, 37	David Roberts (LW), 1993-96	48	7	11	18	24	9	0	0	0	16
4, 44	Gordie Roberts (D), 1987-91	166	6	42	48	263	30	2	11	13	67
6, 26	Jim Roberts (D/RW), 1967-72, 1977-78	395	63	94	157	322	52	9	9	18	70
4	Rob Robinson (D), 1991-92	22	0	1	1	8	--	--	--	--	--
7	Cliff Ronning (C), 1986-89, 1990-91	180	54	71	125	46	16	2	5	7	2
14	Bill Root (D), 1987-88	9	0	0	0	6	--	--	--	--	--
26, 62, 22	Martin Rucinsky (LW), 2002-03, 2006-08	153	33	46	79	126	7	4	2	6	4
45	Cody Rudkowsky (G), 2002-03	1	0	0	0	0	--	--	--	--	--
9	Jason Ruff (LW), 1992-93	7	2	1	3	8	--	--	--	--	--
47	Darren Rumble (D), 2000-01	12	0	4	4	27	--	--	--	--	--
4	Kris Russell (D), 2011-13	76	5	11	16	21	9	0	3	3	5
42	Mark Rycroft (RW), 2001-02, 2003-06	160	15	19	34	82	3	0	0	0	2
11, 20	Gary Sabourin (RW), 1967-74	463	136	131	267	334	62	19	11	30	58

## ST. LOUIS BLUES ALL-TIME PLAYERS ROSTER

NO.	NAME AND POSITION	REGULAR SEASON					PLAYOFFS				
		GP	G	A	TP	PIM	GP	G	A	TP	PIM
2	Lawrence Sacharuk (D), 1974-75	76	20	22	42	24	2	1	1	2	2
9	Frank St. Marseille (RW), 1967-73	403	86	171	257	118	62	19	24	43	16
27	Bryce Salvador (D), 2000-08	447	16	47	63	413	36	2	1	3	26
19	Derek Sanderson (C), 1975-77	97	32	56	88	85	3	1	0	1	0
1	Curtis Sanford (G), 2002-07	73	0	0	0	0	--	--	--	--	--
29	Geoff Sarjeant (G), 1994-95	4	0	1	1	2	--	--	--	--	--
15	Glen Sather (LW), 1973-74	69	15	29	44	82	--	--	--	--	--
49	Brian Savage (LW), 2003-04	13	4	3	7	2	5	1	1	2	0
12, 36	Kevin Sawyer (LW), 1995-96	6	0	0	0	23	--	--	--	--	--
36, 38	Dave Scatchard (C), 2010-11	8	0	1	1	6	--	--	--	--	--
8, 10	Ron Schock (C), 1967-69	122	21	36	57	31	24	2	4	6	6
21	Dwight Schofield (D), 1983-85	113	5	14	19	403	--	--	--	--	--
40	Marek Schwarz (G), 2006-2009	6	0	0	0	0	--	--	--	--	--
9	Jaden Schwartz (LW), 2012-Present	52	9	7	16	4	6	0	1	1	2
10, 16	Rod Seiling (D), 1976-79	160	4	38	42	80	--	--	--	--	--
15	Peter Sejna (LW), 2002-07	49	7	4	11	12	--	--	--	--	--
18	Brit Selby (LW), 1970-72	59	1	4	5	31	1	0	0	0	0
26	Konstantin Shafraanov (RW), 1996-97	5	2	1	3	0	--	--	--	--	--
19	Brendan Shanahan (LW), 1991-95	277	156	150	306	692	26	12	16	28	50
12, 22	Kevin Shattenkirk (D), 2011-Present	155	16	67	83	96	15	1	3	4	12
28	Brad Shaw (D), 1998-99	12	0	0	0	4	4	0	0	0	0
14	Rick Shinske (C), 1978-79	11	0	4	4	2	--	--	--	--	--
16, 20, 22	Jim Shires (LW), 1971-72	18	0	3	3	8	--	--	--	--	--
20	Timofei Shishkanov (LW) 2005-06	22	3	2	5	6	--	--	--	--	--
18	Mike Sillinger (C), 2003-06	64	27	24	51	63	5	3	1	4	6
22	Bobby Simpson (LW), 1979-80	18	2	2	4	0	--	--	--	--	--
33	Reid Simpson (LW), 2000-01	38	2	1	3	96	5	0	0	0	2
34	Randy Skarda (D), 1989-90, 1991-92	26	0	5	5	11	--	--	--	--	--
30	Paul Skidmore (G), 1981-82	2	0	0	0	0	--	--	--	--	--
2	Rick Smith (D), 1975-77	42	1	8	9	24	3	0	1	1	4
20	Peter Smrek (D), 2000-01	6	2	0	2	2	--	--	--	--	--
27	John Smrke (LW), 1977-79	73	8	12	20	31	--	--	--	--	--
5, 27	Harold Snepsts (D), 1989-91	61	1	5	6	60	19	0	3	3	50
17	Vladimir Sobotka (C), 2010-Present	186	20	48	68	146	15	1	4	5	15
19, 28	Frank Spring (RW), 1973-75	5	0	0	0	0	--	--	--	--	--
31	Ed Staniowski (G), 1975-81	137	0	3	3	4	6	0	0	0	0
22	Myron Stankiewicz (LW), 1968-69	16	0	2	2	11	--	--	--	--	--
26	Peter Stastny (C), 1993-95	23	6	12	18	4	4	0	0	0	2
25	Yan Stastny (C) 2007-2010	50	5	5	10	29	--	--	--	--	--
20	Alexander Steen (C) 2008-Present	284	73	104	177	122	19	4	3	7	12
12	Lee Stempniak (RW), 2005-09	233	57	73	130	97	--	--	--	--	--
1, 25, 30	Wayne Stephenson (G), 1971-74	87	0	1	1	2	3	0	0	0	0
29	Brett Sterling (LW), 2011-12	4	0	0	0	0	--	--	--	--	--
2	Scott Stevens (D), 1990-91	78	5	44	49	150	13	0	3	3	36
20, 33	Bill Stewart (D), 1980-83	89	2	26	28	147	4	1	0	1	11
2	Bob Stewart (D), 1978-80	88	5	14	19	51	--	--	--	--	--
25	Chris Stewart (RW), 2011-Present	153	48	41	89	164	13	2	1	3	12
12	Ron Stewart (RW), 1967-68	19	7	5	12	11	--	--	--	--	--
12, 61	Cory Stillman (LW), 2000-03	171	50	69	119	98	30	5	9	14	12
62, 33	Tyson Strachan (D), 2008-11	67	0	6	6	82	--	--	--	--	--
43	Mike Stuart, 2003-06	3	0	0	0	0	--	--	--	--	--
3	Bob Stumpf (RW/D), 1974-75	7	1	1	2	16	--	--	--	--	--
22	Bill Sutherland (C), 1970-72	77	21	23	44	43	1	0	0	0	0
11	Brian Sutter (LW), 1976-88	779	303	333	636	1786	65	21	21	42	249
23	Rich Sutter (RW), 1989-93	250	40	41	81	351	42	6	4	10	73
22	Ron Sutton (C), 1991-94	163	37	54	91	236	6	1	3	4	8
33	Ken Sutton (D), 1995-96	6	0	0	0	4	1	1	10	11	30
44	Darryl Sydor (D), 2009-10	47	0	8	8	15	--	--	--	--	--
17, 22	Jean-Guy Talbot (D), 1967-71	172	7	23	30	72	45	1	10	11	30
91	Vladimir Tarasenko (RW), 2012-Present	38	8	11	19	10	1	0	0	0	0



## ST. LOUIS BLUES ALL-TIME PLAYERS ROSTER

NO.	NAME AND POSITION	REGULAR SEASON					PLAYOFFS				
		GP	G	A	TP	PIM	GP	G	A	TP	PIM
21, 25, 37, 40	Patrice Tardif (C), 1995-96	50	6	10	16	41	--	--	--	--	--
40	Dave Thomson (LW), 1989-91	22	1	2	3	12	9	3	1	4	4
15, 18	Floyd Thomson (LW), 1971-78, 1979-80	411	56	97	153	341	10	0	2	2	6
10	Esa Tikkanen (LW), 1994-96	54	13	27	40	40	7	2	2	4	20
20	Tom Tilley (D), 1988-91, 1993-94	174	4	38	42	89	14	1	3	4	19
7	Keith Tkachuk (LW), 2000-07, 2007-10	543	208	219	427	677	41	8	17	25	64
35	Hannu Toivonen (G), 2007-08	23	0	0	0	2	--	--	--	--	--
23	Larry Trader (D), 1986-87	5	0	0	0	8	--	--	--	--	--
36	Dan Trebil (D), 2000-01	10	0	0	0	0	--	--	--	--	--
36	Rob Tudor (RW/C), 1982-83	2	0	0	0	0	--	--	--	--	--
9	Darren Turcotte (C), 1997-98	62	12	6	18	26	10	0	0	0	2
1	Roman Turek (G), 1999-2001	121	0	2	2	10	21	0	0	0	2
77	Pierre Turgeon (C), 1996-2001	327	134	221	355	117	50	14	31	45	12
9, 19	Perry Turnbull (C), 1979-84, 1987-88	396	139	99	238	829	13	5	3	8	29
35	Steve Tuttle (RW), 1988-91	144	28	28	56	12	17	1	6	7	2
18, 6	Tony Twist (LW), 1989-90, 1994-99	294	10	11	21	688	18	1	1	2	22
7	Garry Unger (C), 1970-79	662	292	283	575	744	31	11	14	25	72
7, 43	Mike Van Ryn (D), 2000-03	69	2	11	13	26	9	0	0	0	0
17, 36	Sergei Varlamov (LW), 2001-03	55	5	7	12	26	1	0	0	0	2
15, 41	Alex Vasilevski (RW), 1995-97	3	0	0	0	2	--	--	--	--	--
12, 16, 20, 26	Gary Veneruzzo (W), 1967-68, 1971-72	7	1	1	2	0	9	0	2	2	2
33	Jim Vesey (C/RW), 1988-90	11	1	2	3	7	--	--	--	--	--
5, 32	Alain Vigneault (D), 1981-83	42	2	5	7	82	4	0	1	1	26
37	Roman Vopat (D), 1995-96	25	2	3	5	48	--	--	--	--	--
49	Steve Wagner (D), 2007-09	46	4	8	12	26	--	--	--	--	--
1, 31	Ernie Wakely (G), 1969-72	111	0	3	3	2	10	0	0	0	0
28	Matt Walker (D), 2002-08	175	1	10	11	275	4	0	0	0	0
2	Bob Wall (D), 1970-71	25	2	4	6	4	--	--	--	--	--
9	Mike Walton (C), 1978-79	22	7	11	18	6	--	--	--	--	--
30	Rick Wamsley (G), 1984-88	154	0	1	1	26	14	0	0	0	0
2	Bryan Watson (D), 1973-74	11	0	1	1	19	--	--	--	--	--
31	Jim Watt (G), 1973-74	1	0	0	0	0	--	--	--	--	--
43	Mike Weaver (D), 2008-10	135	1	16	17	41	4	0	0	0	0
39	Doug Weight (C), 2001-06, 2006-07	364	75	220	295	247	22	8	10	18	12
6	Eric Weinrich (D), 2003-06	85	3	24	27	58	5	0	1	1	0
26	Jay Wells (D), 1995-96	76	0	3	3	67	12	0	1	1	2
21	John Wensink (LW), 1973-74	3	0	0	0	0	--	--	--	--	--
25	Don Wheldon (D), 1974-75	2	0	0	0	0	--	--	--	--	--
36	Rob Whistle (D), 1987-88	19	3	3	6	6	1	0	0	0	0
23	Trent Whitfield (C), 2005-06, 2008-09	33	2	6	8	14	--	--	--	--	--
14	Doug Wickenheiser (C), 1983-87	230	51	67	118	108	36	4	7	11	16
25	Dennis Wideman (D), 2005-07	122	13	33	46	127	--	--	--	--	--
19	Butch Williams (RW), 1973-74	31	3	10	13	6	--	--	--	--	--
11	Bert Wilson (LW), 1975-76	45	2	3	5	47	--	--	--	--	--
22	Richard G. Wilson (D), 1974-76	141	3	11	14	103	3	0	0	0	0
4, 34	Rik Wilson (D), 1981-86	235	21	60	81	214	22	0	4	4	23
18	Ron Wilson (C), 1989-93	248	33	72	105	167	36	3	6	9	58
15	Brad Winchester (LW), 2008-11	185	25	18	43	283	4	0	0	0	10
29	Jeff Woywitka (D), 2005-09	152	6	29	35	106	4	0	0	0	0
33	Andy Wozniwski (D), 2008-09	1	0	0	0	0	--	--	--	--	--
10	John Wright (C), 1973-74	32	3	6	9	22	--	--	--	--	--
70	Jeremy Yablonski (RW), 2003-04	1	0	0	0	5	--	--	--	--	--
27	Terry Yake (C), 1997-2000	151	23	42	65	94	23	3	3	6	20
33	Trent Yawney (D), 1996-97	39	0	2	2	17	--	--	--	--	--
37	Harry York (C), 1996-98	132	18	24	42	55	5	0	0	0	2
48	Scott Young (RW), 1998-2002, 2005-06	377	125	129	254	153	44	19	16	35	22
43	Libor Zabransky (D), 1996-98	40	1	6	7	50	--	--	--	--	--
2	Joe Zanussi (D), 1976-77	11	0	3	3	4	--	--	--	--	--
9, 25	Peter Zedel (C), 1988-90, 1995-97	217	54	105	159	81	32	10	13	23	10
41	Michael Zigomanis (C), 2005-06	2	0	0	0	0	--	--	--	--	--
2, 4	Rick Zombo (D), 1991-95	231	6	42	48	233	24	0	3	3	37
21	Mike Zuke (C), 1978-83	296	76	159	235	160	26	6	6	12	12

## ST. LOUIS BLUES ALL-TIME GOALTENDING ROSTER

NO.	NAME	REGULAR SEASON										PLAYOFFS					
		W-L-T/OT	GP	MINS	GA	AVG	SO	EN	W-L	GP	MINS	GA	AVG	SO	EN		
34	Jake Allen, 2012-present	9-4-0	15	804	33	2.46	1	0	0-0	1	1	0	0.00	0	0		
30	Jason Bacashihua 2005-07	7-17-4	38	1,859	99	3.19	0	6	--	--	--	--	--	--	--		
30	Tom Barrasso, 2002-03	1-4-0	6	293	16	3.28	1	0	--	--	--	--	--	--	--		
45	Chris Beckford-Tseu, 2007-08	0-0-0	1	27	1	2.22	0	0	--	--	--	--	--	--	--		
29, 30	Yves Belanger, 1974-78	19-23-3	48	2,687	164	3.66	1	2	--	--	--	--	--	--	--		
30	Ben Bishop, 2008-11	4-5-1	13	614	29	2.83	1	1	--	--	--	--	--	--	--		
40	Fred Brathwaite, 2001-03	21-20-8	55	3,061	128	2.51	4	5	0-0	1	1	0	0	0	0		
1	Don Caley, 1967-68	0-0-0	1	30	3	6	0	0	--	--	--	--	--	--	--		
35	Jim Carey, 1998-99	1-2-0	4	202	13	3.86	0	0	--	--	--	--	--	--	--		
30	Jacques Caron, 1971-73	22-22-10	58	3,181	160	3.02	2	5	4-7	12	639	34	3.19	0	1		
30	Jon Casey, 1994-97	12-16-4	43	1,974	105	3.19	0	2	6-7	14	777	38	2.93	1	0		
29	Ty Conklin, 2009-11	18-18-6	51	2,736	129	2.83	6	5	--	--	--	--	--	--	--		
30	John Davidson, 1973-75	30-34-14	79	4,660	262	3.37	0	4	0-1	1	60	4	4	0	0		
30, 50	Reinhard Divis, 2001-06	6-9-3	28	1,212	67	3.32	0	2	0-0	1	18	0	0	0	0		
1, 29, 30	Gary Edwards, 1968-70, 1981-82	1-6-1	12	544	49	5.4	0	0	--	--	--	--	--	--	--		
1	Brian Elliott, 2011-Present	37-18-5	62	3,527	107	1.82	12	5	5-8	14	833	30	2.16	0	2		
31	Grant Fuhr, 1995-99	108-87-41	249	14,094	629	2.68	11	11	15-14	31	1,832	73	2.39	3	3		
29, 30, 33	Doug Grant, 1976-80	10-12-6	31	1,681	98	3.5	1	3	--	--	--	--	--	--	--		
33	Gilles Gratton, 1975-76	2-0-2	6	265	11	2.49	0	0	--	--	--	--	--	--	--		
41	Jaroslav Halak, 2010-Present	59-38-15	119	6,854	255	2.23	16	8	1-1	2	104	3	1.72	0	0		
1	Glenn Hall, 1967-71	58-52-28	140	7,983	323	2.43	16	3	12-18	31	1,843	80	2.60	1	0		
29, 31	Glen Hanlon, 1981-83	3-9-1	16	747	58	4.66	0	2	0-2	3	109	9	4.95	0	0		
29, 40	Guy Hebert, 1991-93	13-13-3	37	1,948	110	3.39	1	1	0-0	1	2	0	0	0	0		
30, 31	Rick Heinz, 1980-85	12-18-5	46	2,176	150	4.14	1	4	0-0	1	8	1	7.5	0	0		
35	Chris Holt, 2008-09	0-0-0	1	19	0	0	0	0	--	--	--	--	--	--	--		
29	Jim Hrivnak, 1993-94	4-10-0	23	970	69	4.27	0	1	--	--	--	--	--	--	--		
1, 22, 30	Robbie Irons, 1968-69	0-0-0	1	3	0	0	0	0	--	--	--	--	--	--	--		
1	Pat Jablonski, 1989-92, 1995-96	5-12-3	23	1,174	81	4.14	0	2	0-0	3	90	5	3.3	0	0		
31	Bob Johnson, 1972-73	6-5-0	12	583	26	2.68	0	0	--	--	--	--	--	--	--		
1, 35	Brent Johnson, 1998-99, 2000-04	76-47-12	143	8,055	304	2.26	12	9	5-6	12	652	20	1.84	3	1		
1	Eddie Johnston, 1974-78	41-52-20	118	6,713	376	3.36	4	2	0-3	4	198	14	4.24	0	0		
31	Curtis Joseph, 1989-95	137-96-34	280	15,987	810	3.04	5	12	16-16	34	2,059	107	3.11	2	4		
40	Patrick Lalime, 2005-06	4-18-8	31	1,699	103	3.64	0	0	--	--	--	--	--	--	--		
30	Michel Larocque, 1983-84	0-5-0	5	300	31	6.2	0	1	--	--	--	--	--	--	--		
34	Manny Legace, 2006-09	63-49-15	140	7,638	333	2.62	10	13	--	--	--	--	--	--	--		
1	Mike Liut, 1979-85	151-133-52	347	20,010	1,194	3.58	10	16	17-20	39	2,326	133	3.43	1	2		
30	Seth Martin, 1967-68	8-10-7	30	1,552	67	2.59	1	1	0-0	2	73	5	4.1	0	0		
30	Chris Mason, 2008-10	57-43-15	118	6,727	277	2.47	8	15	0-4	4	256	10	2.34	0	1		
1	Darrell May, 1985-88	1-5-0	6	364	31	5.11	0	1	--	--	--	--	--	--	--		
30	Peter McDuffie, 1971-72	0-6-0	10	467	29	3.73	0	0	0-1	1	60	7	7	0	0		
29	Jamie McLennan, 1997-2000	38-27-8	82	4,430	163	2.21	7	4	0-1	1	51	1	1.17	0	1		
1	Jim McLeod, 1971-72	6-6-4	16	880	44	3	0	1	--	--	--	--	--	--	--		
29	Greg Millen, 1984-90	85-87-33	209	12,375	708	3.43	9	16	17-17	35	2,145	113	3.16	0	3		
1, 30	Phil Myre, 1977-79	20-47-16	83	4,879	322	3.96	2	4	--	--	--	--	--	--	--		
30	Chris Osgood, 2002-04	35-28-10	76	4,393	171	2.34	5	4	4-8	12	704	29	2.47	1	0		
1, 30	Ted Oumet, 1968-69	0-1-0	1	60	2	2	0	0	--	--	--	--	--	--	--		
30	Rich Parent, 1997-99	4-3-1	11	531	22	2.49	1	1	--	--	--	--	--	--	--		
1, 30	Jacques Plante, 1968-70	36-21-11	69	3,978	137	2.07	10	1	12-3	16	913	22	1.44	4	1		
30	Michel Plasse, 1970-71	1-0-0	1	60	3	3	0	0	--	--	--	--	--	--	--		
29	Bruce Racine, 1995-96	0-3-0	11	230	12	3.13	0	0	0-0	1	1	0	0	0	0		
40	Terry Richardson, 1978-79	0-1-0	1	60	9	9	0	0	--	--	--	--	--	--	--		
30	Vincent Riendeau, 1988-92	58-45-16	122	7,221	402	3.34	4	7	9-11	21	1,084	59	3.26	1	3		
45	Cody Rudkowski, 2002-03	1-0-0	1	30	0	0	0	0	--	--	--	--	--	--	--		
1	Curtis Sanford, 2002-03, 2005-07	26-26-10	73	3,719	173	2.79	4	7	--	--	--	--	--	--	--		
29	Geoff Sarjeant, 1994-95	1-0-0	4	120	6	3	0	0	--	--	--	--	--	--	--		
40	Marek Schwarz, 2006-09	0-2-0	6	225	9	2.40	0	1	--	--	--	--	--	--	--		
30	Paul Skidmore, 1981-82	1-1-0	2	120	6	3	0	0	--	--	--	--	--	--	--		
31	Ed Staniowski, 1975-81	37-68-14	137	7,504	496	3.97	0	8	1-4	6	308	16	3.11	0	1		
1, 25, 30	Wayne Stephenson, 1971-74	31-37-12	87	4,995	260	3.12	3	4	1-2	3	160	14	5.25	0	0		
35	Hannu Toivonen, 2007-28	6-10-5	23	1,202	69	3.44	0	2	--	--	--	--	--	--	--		
1	Roman Turek, 1999-01	66-33-19	121	7,192	252	2.1	13	10	12-9	21	1,323	50	2.26	0	2		
1, 31	Eddie Wakely, 1969-72	40-41-17	111	6,124	283	2.77	8	2	2-6	10	509	37	4.36	1	0		
30	Rick Wamsley, 1984-88	75-59-15	154	9,064	515	3.41	3	9	5-9	14	809	49	3.63	0	1		
31	Jim Watt, 1973-74	0-0-0	1	20	2	6	0	0	--	--	--	--	--	--	--		



## ST. LOUIS BLUES OFFENSIVE LEADERS BY SEASON

## GOALS

2012-13	Chris Stewart	18	1996-97	Brett Hull	42	1981-82	Brian Sutter	39
2011-12	David Backes	24	1995-96	Brett Hull	43	1980-81	Wayne Babych	54
2010-11	David Backes	31	1994-95	Brett Hull	29	1979-80	Bernie Federko	38
2009-10	Andy McDonald	24	1993-94	Brett Hull	57	1978-79	Brian Sutter	41
	Alexander Steen	24	1992-93	Brett Hull	54	1977-78	Garry Unger	32
2008-09	Brad Boyes	33	1991-92	Brett Hull	70	1976-77	Garry Unger	30
2007-08	Brad Boyes	43	1990-91	Brett Hull	86	1975-76	Chuck Lefley	43
2006-07	Bill Guerin	28	1989-90	Brett Hull	72	1974-75	Garry Unger	36
2005-06	Mike Sillinger	22	1988-89	Brett Hull	41	1973-74	Garry Unger	33
2003-04	Keith Tkachuk	33	1987-88	Tony McKegney	40	1972-73	Garry Unger	41
2002-03	Pavol Demitra	36	1986-87	Doug Gilmour	42	1971-72	Garry Unger	36
2001-02	Keith Tkachuk	38	1985-86	Mark Hunter	44	1970-71	Chris Bordeleau	21
2000-01	Scott Young	40	1984-85	Joe Mullen	40	1969-70	Red Berenson	33
1999-2000	Pavol Demitra	28	1983-84	Bernie Federko	41	1968-69	Red Berenson	35
1998-99	Pavol Demitra	37		Joe Mullen	41	1967-68	Red Berenson	22
1997-98	Geoff Courtall	31	1982-83	Brian Sutter	46			

## ASSISTS

2012-13	David Backes	22	1995-96	Al MacInnis	44	1980-81	Bernie Federko	73
2011-12	Alex Pietrangelo	39	1994-95	Steve Duchesne	26	1979-80	Bernie Federko	56
2010-11	Alex Pietrangelo	32	1993-94	Craig Janney	68	1978-79	Bernie Federko	64
2009-10	Andy McDonald	33	1992-93	Craig Janney	82	1977-78	Red Berenson	25
2008-09	Brad Boyes	39	1991-92	Adam Oates	59	1976-77	Bob MacMillan	39
2007-08	Paul Kariya	49	1990-91	Adam Oates	90	1975-76	Garry Unger	44
2006-07	Doug Weight	43	1989-90	Adam Oates	79	1974-75	Garry Unger	44
2005-06	Doug Weight	33	1988-89	Bernie Federko	45	1973-74	Garry Unger	35
2003-04	Doug Weight	51	1987-88	Bernie Federko	69	1972-73	Garry Unger	39
2002-03	Pavol Demitra	57	1986-87	Doug Gilmour	63	1971-72	Frank St. Marseille	36
2001-02	Pavol Demitra	43	1985-86	Bernie Federko	68	1970-71	Chris Bordeleau	41
2000-01	Pierre Turgeon	52	1984-85	Bernie Federko	73		Frank St. Marseille	41
1999-2000	Chris Pronger	48	1983-84	Bernie Federko	66	1969-70	Phil Goyette	49
1998-99	Pavol Demitra	52	1982-83	Bernie Federko	60	1968-69	Red Berenson	47
1997-98	Pierre Turgeon	46	1981-82	Bernie Federko	62	1967-68	Gerry Melnyk	35
1996-97	Pierre Turgeon	49						

## POINTS

2012-13	Chris Stewart	36	1997-98	Brett Hull	72	1981-82	Bernie Federko	92
2011-12	David Backes	54	1996-97	Brett Hull	82	1980-81	Bernie Federko	104
	T.J. Oshie	54	1995-96	Brett Hull	83	1979-80	Bernie Federko	94
2010-11	David Backes	62	1994-95	Brett Hull	50	1978-79	Bernie Federko	95
2009-10	Andy McDonald	57	1993-94	Brendan Shanahan	102	1977-78	Garry Unger	52
2008-09	Brad Boyes	72	1992-93	Craig Janney	106	1976-77	Bob MacMillan	58
2007-08	Brad Boyes	65	1991-92	Brett Hull	109	1975-76	Chuck Lefley	85
	Paul Kariya	65	1990-91	Brett Hull	131	1974-75	Garry Unger	80
2006-07	Doug Weight	59	1989-90	Brett Hull	113	1973-74	Garry Unger	68
2005-06	Scott Young	49	1988-89	Brett Hull	84	1972-73	Garry Unger	80
2003-04	Keith Tkachuk	71	1987-88	Bernie Federko	89	1971-72	Garry Unger	70
2002-03	Pavol Demitra	93	1986-87	Doug Gilmour	105	1970-71	Chris Bordeleau	53
2001-02	Pavol Demitra	78	1985-86	Bernie Federko	102	1969-70	Phil Goyette	78
2000-01	Pierre Turgeon	82	1984-85	Bernie Federko	103	1968-69	Red Berenson	82
1999-2000	Pavol Demitra	75	1983-84	Bernie Federko	107	1967-68	Red Berenson	51
1998-99	Pavol Demitra	89	1982-83	Bernie Federko	84			

## PENALTY MINUTES

2012-13	Ryan Reaves	79	1996-97	Mike Peluso	158	1981-82	Brian Sutter	239
2011-12	Ryan Reaves	124	1995-96	Shayne Corson	192	1980-81	Brian Sutter	232
2010-11	B.J. Crombeen	154	1994-95	Brendan Shanahan	136	1979-80	Brian Sutter	156
2009-10	Cam Janssen	190	1993-94	Kelly Chase	278	1978-79	Brian Sutter	165
2008-09	David Backes	165	1992-93	Garth Butcher	211	1977-78	Brian Sutter	123
2007-08	D.J. King	100	1991-92	Kelly Chase	264	1976-77	Bob Gassoff	254
2006-07	Keith Tkachuk	92	1990-91	Glen Featherstone	204	1975-76	Bob Gassoff	306
2005-06	Barret Jackman	156	1989-90	Kelly Chase	244	1974-75	Bob Gassoff	222
2003-04	Reed Low	141	1988-89	Todd Ewen	171	1973-74	Steve Durbano	144
	Mike Danton	141	1987-88	Todd Ewen	227	1972-73	Steve Durbano	231
2002-03	Reed Low	234	1986-87	Mark Hunter	169	1971-72	Barclay Plager	176
2001-02	Reed Low	160	1985-86	Mark Hunter	171	1970-71	Barclay Plager	172
2000-01	Reed Low	159		Rob Ramage	171	1969-70	Barclay Plager	128
1999-2000	Tyson Nash	150	1984-85	Dwight Schofield	184	1968-69	Noel Picard	131
1998-99	Tony Twist	149	1983-84	Dwight Schofield	254	1967-68	Barclay Plager	153
1997-98	Kelly Chase	231	1982-83	Brian Sutter	254			

## ST. LOUIS BLUES OFFENSIVE LEADERS BY SEASON

## GAME WINNING GOALS

2012-13	Chris Stewart	3		Scott Young	7	1982-83	Jorgen Pettersson	4
	Alexander Steen	3	1998-99	Pavol Demitra	10		Brian Sutter	4
	Patrik Berglund	3	1997-98	Jim Campbell	6	1981-82	Bernie Federko	6
2011-12	Alex Pietrangelo	6		Pavol Demitra	6	1980-81	Wayne Babych	7
2010-11	Alexander Steen	5		Brett Hull	6	1979-80	Blair Chapman	6
	Matt D'Agostini	5	1996-97	Pierre Turgeon	7	1978-79	Bob Murdoch	3
2009-10	Patrik Berglund	4	1995-96	Brett Hull	6		Brian Sutter	3
	Alex Steen	4		Brian Noonan	6	1977-78	Garry Unger	5
2008-09	Brad Boyes	11	1994-95	Brett Hull	6	1976-77	Garry Unger	5
2007-08	Brad Boyes	9		Brendan Shanahan	6	1975-76	Chuck Lefley	9
2006-07	Lee Stempniak	4	1993-94	Brendan Shanahan	8	1974-75	Garry Unger	8
2005-06	Barret Jackman	2	1992-93	Brendan Shanahan	8	1973-74	Lou Angotti	5
	Mark Rycroft	2	1991-92	Brett Hull	9		Glen Sather	5
	Lee Stempniak	2	1990-91	Brett Hull	11	1972-73	Garry Unger	5
	Jay McClement	2	1989-90	Brett Hull	12	1971-72	Gary Sabourin	7
2003-04	Keith Tkachuk	8	1988-89	Brett Hull	6	1970-71	Chris Bordeleau	7
2002-03	Keith Tkachuk	5	1987-88	Brian Benning	5	1969-70	Red Berenson	8
	Eric Boguniecki	5	1986-87	Greg Paslawski	7	1968-69	Red Berenson	6
2001-02	Pavol Demitra	10	1985-86	Doug Gilmour	5	1967-68	Red Berenson	7
2000-01	Scott Young	7	1984-85	Brian Sutter	7			
1999-2000	Al MacInnis	7	1983-84	Jorgen Pettersson	7			

## POWER PLAY GOALS

2012-13	Chris Stewart	6	1996-97	Brett Hull	12	1981-82	Brian Sutter	14
2011-12	David Backes	8	1995-96	Brett Hull	16	1980-81	Brian Sutter	17
2010-11	Patrik Berglund	8	1994-95	Brett Hull	9	1979-80	Blake Dunlop	8
2009-10	Alexander Steen	7	1993-94	Brett Hull	25	1978-79	Brian Sutter	12
2008-09	Brad Boyes	16	1992-93	Brett Hull	29	1977-78	Garry Unger	10
2007-08	Keith Tkachuk	12	1991-92	Brett Hull	20	1976-77	Bob MacMillan	10
2006-07	Lee Stempniak	8	1990-91	Brett Hull	29	1975-76	Garry Unger	13
2005-06	Scott Young	10	1989-90	Brett Hull	27	1974-75	Lawrence Sacharuk	11
	Keith Tkachuk	10	1988-89	Brett Hull	16	1973-74	Garry Unger	9
2003-04	Keith Tkachuk	18		Cliff Ronning	16	1972-73	Garry Unger	10
2002-03	Keith Tkachuk	14	1987-88	Doug Gilmour	19	1971-72	Garry Unger	14
2001-02	Keith Tkachuk	13	1986-87	Doug Gilmour	17	1970-71	Bill Sutherland	11
2000-01	Keith Tkachuk	17	1985-86	Bernie Federko	16	1969-70	Red Berenson	16
1999-2000	Three Players Tied	8	1984-85	Brian Sutter	14	1968-69	Red Berenson	7
1998-99	Pavol Demitra	14	1983-84	Brian Sutter	14	1967-68	Camille Henry	7
1997-98	Brett Hull	10	1982-83	Brian Sutter	11			

## SHOTS ON GOAL

2012-13	Alexander Steen	129	1996-97	Brett Hull	302	1981-82	Jorgen Pettersson	227
2011-12	David Backes	234	1995-96	Brett Hull	327	1980-81	Perry Turnbull	209
2010-11	Alexander Steen	218	1994-95	Brett Hull	200	1979-80	Bernie Federko	184
2009-10	Paul Kariya	221	1993-94	Brendan Shanahan	397	1978-79	Wayne Babych	196
2008-09	Brad Boyes	220	1992-93	Brett Hull	390	1977-78	Garry Unger	238
2007-08	Paul Kariya	223	1991-92	Brett Hull	408	1976-77	Garry Unger	235
2006-07	Bill Guerin	189	1990-91	Brett Hull	389	1975-76	Garry Unger	357
2005-06	Scott Young	284	1989-90	Brett Hull	385	1974-75	Garry Unger	349
2003-04	Keith Tkachuk	233	1988-89	Brett Hull	305	1973-74	Garry Unger	327
2002-03	Al MacInnis	299	1987-88	Tony McKegney	241	1972-73	Garry Unger	342
2001-02	Keith Tkachuk	244	1986-87	Doug Gilmour	207	1971-72	Garry Unger	321
2000-01	Scott Young	321	1985-86	Rob Ramage	227	1970-71	Frank St. Marseille	217
1999-2000	Al MacInnis	245	1984-85	Rob Ramage	285	1969-70	Red Berenson	282
1998-99	Al MacInnis	314	1983-84	Rob Ramage	267	1968-69	Red Berenson	288
1997-98	Al MacInnis	227	1982-83	Rob Ramage	279	1967-68	Red Berenson	219

## PLUS/MINUS

2012-13	Barret Jackman	6	2001-02	Chris Pronger	23	1991-92	Lee Norwood	14
	Russell Russell	6	2000-01	Pavol Demitra	27	1990-91	Brett Hull	23
2011-12	Alexander Steen	24	1999-2000	Chris Pronger	52		Scott Stevens	23
2010-11	David Backes	32	1998-99	Al MacInnis	33	1989-90	Paul Cavallini	38
2009-10	Mike Weaver	10	1997-98	Chris Pronger	47	1988-89	Paul Cavallini	25
2008-09	Patrik Berglund	19	1996-97	Chris Pronger	15	1987-88	Tony McKegney	10
2007-08	Dale Perron	16	1995-96	Dale Hawerchuk	5	1986-87	Charlie Bourgeois	16
2006-07	Barret Jackman	20		Al MacInnis	5	1985-86	Rob Ramage	17
2005-06	Trent Whitfield	-3	1994-95	Steve Duchesne	29	1984-85	Tim Bothwell	28
2003-04	Petr Cajanek	12	1993-94	Kevin Miller	6	1983-84	Tim Bothwell	22
	Eric Weinrich	12	1992-93	Brendan Shanahan	10	1982-83	Andre Dore	9
2002-03	Barret Jackman	23						

## ST. LOUIS BLUES ALL-TIME OFFENSIVE LEADERS

GAMES PLAYED			POINTS		
1	Bernie Federko	927	1	Bernie Federko	1,073
2	Brian Sutter	779	2	Brett Hull	936
3	Brett Hull	744	3	Brian Sutter	636
4	Garry Unger	662	4	Garry Unger	575
5	<b>Barret Jackman</b>	<b>644</b>	5	Pavol Demitra	493
6	Bob Plager	615	6	Al MacInnis	452
7	Barclay Plager	614	7	Keith Tkachuk	427
8	Al MacInnis	613	8	Red Berenson	412
9	Larry Patey	603	9	Chris Pronger	356
10	Chris Pronger	598	10	Pierre Turgeon	355

GOALS			ASSISTS		
1	Brett Hull	527	1	Bernie Federko	721
2	Bernie Federko	352	2	Brett Hull	409
3	Brian Sutter	303	3	Brian Sutter	333
4	Garry Unger	292	4	Al MacInnis	325
5	Keith Tkachuk	208	5	Pavol Demitra	289
6	Pavol Demitra	204	6	Garry Unger	283
7	Red Berenson	172	7	Chris Pronger	272
8	Jorgen Pettersson	161	8	Red Berenson	240
9	Brendan Shanahan	156	9	Rob Ramage	229
10	Wayne Babych	155	10	Adam Oates	228

PENALTY MINUTES			HAT TRICKS		
1	Brian Sutter	1,786	1	Brett Hull	27
2	Kelly Chase	1,497	2	Bernie Federko	11
3	Barclay Plager	1,115	3	Garry Unger	7
4	Chris Pronger	931		Brian Sutter	7
5	Rob Ramage	898	5	Jorgen Pettersson	6
6	<b>Barret Jackman</b>	<b>882</b>		Brendan Shanahan	6
7	Bob Gassoff	866	7	Red Berenson	5
8	Perry Turnbull	829	8	Pavol Demitra	3
9	Bob Plager	762		Mark Hunter	3
10	Jamal Mayers	756		Pierre Plante	3
				Wayne Babych	3
				Pierre Turgeon	3

## ST. LOUIS BLUES ALL-TIME OFFENSIVE LEADERS

GAME WINNING GOALS			GAME TYING GOALS		
1	Brett Hull	70	1	Garry Unger	19
2	Pavol Demitra	45	2	Red Berenson	15
3	Garry Unger	40		Bernie Federko	15
	Bernie Federko	40	4	Brian Sutter	11
5	Red Berenson	29	5	Wayne Babych	9
	Brian Sutter	29	6	Pierre Plante	8
	Keith Tkachuk	29		Frank St. Marseille	8
8	Brad Boyes	26		Gary Sabourin	8
9	Pierre Turgeon	25	9	Jorgen Pettersson	7
10	Brendan Shanahan	24		Jim Roberts	7
				Brett Hull	7

POWER PLAY GOALS			SHORT HANDED GOALS		
1	Brett Hull	195	1	Larry Patey	23
2	Bernie Federko	116	2	Brett Hull	18
3	Brian Sutter	107	3	Rick Meagher	13
4	Keith Tkachuk	96	4	Chuck Leffley	10
5	Garry Unger	86		Scott Pellerin	10
6	Al MacInnis	64	6	Bill McCreary	9
7	Pavol Demitra	63		Brendan Shanahan	9
8	Red Berenson	53		Craig Conroy	9
9	Brendan Shanahan	52		Terry Crisp	9
10	Joe Mullen	50	10	Dallas Drake	8

SHOTS ON GOAL		
1	Brett Hull	3,367
2	Garry Unger	2,473
3	Al MacInnis	2,266
4	Bernie Federko	1,968
5	Brian Sutter	1,686
6	Red Berenson	1,563
7	Keith Tkachuk	1,478
8	Rob Ramage	1,420
9	Pavol Demitra	1,382
10	Gary Sabourin	1,357



## ST. LOUIS BLUES ALL-TIME GOALTENDING LEADERS

GAMES PLAYED			WINS		
1	Mike Liut	347	1	Mike Liut	151
2	Curtis Joseph	280	2	Curtis Joseph	137
3	Grant Fuhr	249	3	Grant Fuhr	108
4	Greg Millen	209	4	Greg Millen	85
5	Rick Wamsley	154	5	Brent Johnson	76
6	Brent Johnson	143	6	Rick Wamsley	75
7	Glenn Hall	140	7	Roman Turek	66
	Manny Legace	140	8	Manny Legace	63
9	Ed Staniowski	137	9	<b>Jaroslav Halak</b>	<b>59</b>
10	Vincent Riendeau	122	10	Vince Riendeau	58
				Glenn Hall	58

SHUTOUTS			ASSISTS		
1	Glenn Hall	16	1	Curtis Joseph	17
	<b>Jaroslav Halak</b>	<b>16</b>	2	Mike Liut	7
3	Roman Turek	13	3	Brent Johnson	5
4	<b>Brian Elliott</b>	<b>12</b>		Grant Fuhr	5
	Brent Johnson	12	5	Yves Belanger	4
6	Grant Fuhr	11	6	Ernie Wakely	3
7	Manny Legace	10		Vincent Riendeau	3
	Jacques Plante	10		Greg Millen	3
	Mike Liut	10	9	Manny Legace	2
10	Greg Millen	9		Jacques Plante	2
				John Davidson	2
				Phil Myre	2
				Roman Turek	2

MINUTES PLAYED			GOALS AGAINST AVERAGE		
1	Mike Liut	20,010	1	<b>Brian Elliott</b>	<b>1.82</b>
2	Curtis Joseph	15,987	2	Jacques Plante	2.07
3	Grant Fuhr	14,093	3	Roman Turek	2.10
4	Greg Millen	12,375	4	Jamie McLennan	2.21
5	Rick Wamsley	9,064	5	<b>Jaroslav Halak</b>	<b>2.23</b>
6	Brent Johnson	8,056	6	Brent Johnson	2.26
7	Manny Legace	7,640	7	Chris Osgood	2.34
8	Glenn Hall	7,983	8	Glenn Hall	2.43
9	Ed Staniowski	7,504	9	Chris Mason	2.47
10	Vince Riendeau	7,221	10	Fred Brathwaite	2.51

\*Minimum 25 Games Played

## ST. LOUIS BLUES ALL-TIME TEAM RECORDS

SEASON HIGHS		SEASON LOWS	
POINTS, ONE SEASON:	114 - 1999-2000 (51-20-11)	POINTS, ONE SEASON:	48 - 1978-79 (18-50-12)
HOME POINTS, ONE SEASON:	65 - 2011-12 (30-6-5)	HOME POINTS, ONE SEASON:	30 - 2005-06 (12-23-6)
ROAD POINTS, ONE SEASON:	58 - 1999-2000 (27-10-4)	ROAD POINTS, ONE SEASON:	14 - 1978-79 (4-30-6)
WINS, ONE SEASON:	51 - 1999-2000	WINS, ONE SEASON:	18 - 1978-79
HOME WINS, ONE SEASON:	30 - 2011-12	HOME WINS, ONE SEASON:	12 - (2x) (last 2005-06)
ROAD WINS, ONE SEASON:	27 - 1999-2000	ROAD WINS, ONE SEASON:	4 - 1978-79
OVERTIME WINS, ONE SEASON:	11 - 2003-04	LOSSES, ONE SEASON:	18 - 1980-81 (15 - 1994-95*)
LOSSES, ONE SEASON:	50 - 1978-79	HOME LOSSES, ONE SEASON:	7 - 1970-71, 1980-81 (6 - 1994-95*)
HOME LOSSES, ONE SEASON:	23 - 2005-06	ROAD LOSSES, ONE SEASON:	10 - 1999-2000, (9 - 2012-13* and 1994-95*)
ROAD LOSSES, ONE SEASON:	30 - 1978-79	TIES, ONE SEASON:	7 - 1983-84 (5 - 1994-95*)
OVERTIME LOSSES, ONE SEASON:	8 - 2007-08	HOME TIES, ONE SEASON:	1 - 2001-02
TIES, ONE SEASON:	19 - 1970-71	ROAD TIES, ONE SEASON:	3 - 1985-86, 1993-94 (1994-95*)
SHOOTOUT WINS ONE SEASON	7 - 2009-10		1997-98
SHOOTOUT LOSSES ONE SEASON	10 - 2011-12	SHOOTOUT WINS ONE SEASON	3 - 2007-08
HOME TIES, ONE SEASON:	9 - (3x) (last 1995-96)	SHOOTOUT LOSSES ONE SEASON	5 - 2007-08, 2009-10 (1 - 2012-13*)
ROAD TIES, ONE SEASON:	14 - 1980-81	SHUTOUTS, ONE SEASON:	none - 1986-87
SHUTOUTS, ONE SEASON:	15 - 2011-12	TIES SHUTOUT, ONE SEASON:	none - 1981-82
TIMES SHUTOUT, ONE SEASON:	9 - (2x) (last 2003-04)	SCORING POINTS, ONE SEASON:	454 - 1967-68 (344 - 2012-13*)
CONSECUTIVE SHUTOUT GAMES, FOR:	3 - (2x) (last Apr. 7-Apr. 11, 2012-13)	GOALS, ONE SEASON:	177 - 1967-68 (129 - 2012-13*)
CONSECUTIVE SHUTOUT GAMES, AGAINST:	2 - (11x) (last Feb. 27 and Mar. 1, 2010-11)	GOALS AGAINST, ONE SEASON:	155 - 2011-12 (115 - 2012-13*)
POINTS SCORED, ONE SEASON:	929 - 1980-81	POWER PLAY GOALS, ONE SEASON:	39 - 1972-73 (29 - 2012-13*)
GOALS, ONE SEASON:	352 - 1980-81	POWER PLAY GOALS AGAINST, ONE SEASON:	37 - 1967-68 (23 - 2012-13*)
GOALS AGAINST, ONE SEASON:	349 - 1981-82	SHORT HAND GOALS, ONE SEASON:	2 - 1977-78
20-OR-MORE GOAL SCORERS, ONE SEASON:	10 - 1980-81	SHORT HAND GOALS AGAINST, ONE SEASON:	1 - 1972-73
30-OR-MORE GOAL SCORERS, ONE SEASON:	5 - 1980-81	ASSISTS, ONE SEASON:	277 - 1967-68 (220 - 2012-13*)
40-OR-MORE GOAL SCORERS, ONE SEASON:	2 - (2x) (last 1993-94)	PENALTY MINUTES, ONE SEASON:	792 - 1967-68 (531 - 2012-13*)
50-OR-MORE GOAL SCORERS, ONE SEASON:	2 - (2x) (last 1993-94)	PENALTIES, ONE SEASON:	324 - 1967-68 (297 minors, 16 majors, 12 misconducts) (214 - 2012-13*)
60-OR-MORE GOAL SCORERS, ONE SEASON:	1 - 1989-90, 1990-91, 1991-92	MINORS, ONE SEASON:	250 - 1977-78 (180 - 2012-13*)
70-OR-MORE GOAL SCORERS, ONE SEASON:	1 - 1989-90, 1990-91, 1991-92	MAJORS, ONE SEASON:	16 - (2x) (last 1968-69)
80-OR-MORE GOAL SCORERS, ONE SEASON:	1 - 1990-91	MISCONDUCTS, ONE SEASON:	8 - 1979-80 (3 - 2012-13*)
POWER PLAY GOALS, ONE SEASON:	86 - 1993-94		
POWER PLAY GOALS AGAINST, ONE SEASON:	98 - 1975-76		
SHORT HAND GOALS, ONE SEASON:	21 - 1975-76		
SHORT HAND GOALS AGAINST, ONE SEASON:	18 - 1990-91		
ASSISTS, ONE SEASON:	577 - 1980-81		
PENALTY MINUTES, ONE SEASON:	2,041 - 1991-92		
PENALTIES, ONE SEASON:	707 - 1987-88 (582 minors, 99 majors, 26 misconducts)		
MINORS, ONE SEASON:	582 - 1987-88, 1995-96		
MAJORS, ONE SEASON:	99 - 1987-88		
MISCONDUCTS, ONE SEASON:	50 - 1991-92		

\*Denotes Lock-Out Season



## ST. LOUIS BLUES ALL-TIME TEAM RECORDS

## STREAKS

LONGEST WINNING STREAK, REGULAR SEASON:	10 games 2001-02 (Jan. 3 – Jan. 23)
LONGEST WINNING STREAK, INCLUDING PLAYOFFS:	10 games - 1968-69 (March 26 - April 21) 2 regular season, 8 playoff games
LONGEST HOME WINNING STREAK:	9 games - 1990-91 (Jan. 26 – Feb. 26)
LONGEST ROAD WINNING STREAK:	10 games - 1999-2000 (Jan. 1 - March 2)
LONGEST POINT STREAK:	12 games – (2x) (last 2000-01, Nov. 24 – Dec. 26) (11-0-1)
LONGEST HOME POINT STREAK:	21 games – 2011-12 (Dec. 6 – Feb. 18) (18-0-3)
LONGEST ROAD POINT STREAK:	11 games – 1999-00 (Jan. 21 – Mar. 4) (10-0-1)
LONGEST UNDEFEATED STREAK:	12 games – (2x) (last 2000-01, Nov. 24 – Dec. 26) (11-0-1)
LONGEST HOME UNDEFEATED STREAK:	11 games – (4x) (last 1993-94, Oct. 7 – Nov. 26) (7-0-4)
LONGEST ROAD UNDEFEATED STREAK:	11 games - 1999-2000 (Jan. 1 - March 4) (10-0-1)
LONGEST LOSING STREAK:	13 games – 2005-06 (March 16-April 8)
LONGEST HOME LOSING STREAK:	7 games – (2x) (last 2006-07, Nov. 25 – Dec. 17) (0-6-1)
LONGEST ROAD LOSING STREAK:	10 games – (3x) (last 2007-08, Feb. 16 – March 15)
LONGEST WINLESS STREAK:	(2005-06, Dec. 29 – Feb. 1) (1981-82, Jan. 20 - March 8)
LONGEST HOME WINLESS STREAK:	13 games - 2005-06 (March 16-April 8) (0-10-3)
LONGEST ROAD WINLESS STREAK:	7 games – (3x) (last 2006-07, Nov. 25 – Dec. 17) (0-6-1)
LONGEST STREAK OF HOME GAMES TIED:	17 games - 1973-74 (Jan. 23 - April 7) (0-14-3)
LONGEST STREAK OF HOME GAMES TIED:	3 games – (8x) (last 1995-96, Jan. 11 - 14)
LONGEST STREAK OF ROAD GAMES TIED:	3 games – (2x) (last 1984-85, Dec. 4 - 11)
LONGEST STREAK OF SHOOTOUT GAMES:	5 games - 1967-68 (Jan. 10 - 25)
	2 games – (6x) (last Apr. 16-18, 2012-13)

LONGEST NON-SHUTOUT STREAK:  
MOST CONSECUTIVE GAMES SHUTOUT OPPONENT:  
MOST CONSECUTIVE GAMES SHUTOUT OPPONENT HOME:  
MOST CONSECUTIVE GAMES SHUTOUT OPPONENT ROAD:  
LONGEST SEQUENCE BLUES SHUTOUT OPPONENT:  
LONGEST SEQUENCE BLUES SHUTOUT OPPONENT HOME:  
LONGEST SEQUENCE BLUES SHUTOUT OPPONENT ROAD:  
LONGEST SEQUENCE OPPONENTS SHUTOUT BLUES:

119 games - April 5, 1981 – Dec. 28, 1982  
3 games – (2x) (Apr. 7 – Apr. 11, 2012-13)  
3 games – Dec. 1 – Dec. 6, 1988-89  
3 games – (2x) (Apr. 7 – Apr. 11, 2012-13)  
215:56 consecutive minutes, Apr. 7 – Apr. 12, 2012-13  
210:29 consecutive minutes, Nov. 26 – Dec. 8, 1988-89  
204:03 consecutive minutes, Apr. 7 - Apr. 12, 2012-13  
179:54 consecutive minutes, March 7 –13, 1971

## HIGHS

GOALS, BLUES, ONE GAME:	11 – St. Louis 11 at Ottawa 1 – Feb. 26, 1994
GOALS AGAINST, ONE GAME:	11 – (2x) (last Nov. 25, 1992 at Detroit)
GOALS, BOTH TEAMS, ONE GAME:	18 – Jan. 27, 1984 vs. Minnesota
GOALS, BOTH TEAMS, ONE PERIOD:	10 – March 15, 1988 vs. Chicago (3rd period)
GOALS, BLUES, ONE PERIOD:	6 – (3x) (last Feb. 23, 1991 vs. Boston) (3rd period)
GOALS AGAINST, ONE PERIOD:	7 – Nov. 22, 1972 at Pittsburgh (3rd period)
POWER PLAY GOALS, BLUES, ONE GAME:	5 – Jan. 25, 1991 at Detroit
POWER PLAY GOALS AGAINST, ONE GAME:	5 – (2x) (last Dec. 30, 2003 vs. Philadelphia)
MOST SHORT HAND GOALS, ONE GAME:	3 – Dec. 22, 1990 vs. Chicago
SHOTS, BLUES, ONE GAME:	61 – Feb. 14, 1970 vs. Los Angeles
SHOTS, OPPONENTS, ONE GAME:	54 – (3x) (last March 2, 1992 at Vancouver)
SHOTS, BLUES, ONE PERIOD:	27 – Dec. 29, 1984 vs. N.Y. Islanders (3rd period)
SHOTS, OPPONENTS, ONE PERIOD:	27 – March 2, 1992 at Vancouver (3rd period)
SHOTS, BOTH TEAMS, ONE GAME:	96 – Washington (42) at St. Louis (54), Feb. 27, 1992
SHOTS, BOTH TEAMS, ONE OVERTIME GAME:	93 – N.Y. Rangers (42) at St. Louis (51), Jan. 12, 1985
SHOTS, BOTH TEAMS, ONE PERIOD:	38 – Atlanta (17) at St. Louis (21), Oct. 25, 1975 (3rd period)
LARGEST SHOT DIFFERENTIAL, ONE GAME:	39 – Anaheim (14) at St. Louis (53), Oct. 11, 2010
PENALTY MINUTES, BOTH TEAMS, ONE GAME:	278 – March 17, 1991 at Chicago (24 minors, 12 majors, 17 misconducts)

## FEWEST

SHOTS, BLUES, ONE GAME:	10 – Nov. 27, 1977 at Boston
SHOTS, OPPONENTS, ONE GAME:	9 – (2x) (last Dec. 15, 2001 vs. Calgary)
SHOTS, BLUES, ONE PERIOD:	0 – (2x) (last Jan. 22, 2000 vs. N.Y. Rangers) (1st period)
SHOTS, OPPONENTS, ONE PERIOD:	0 – Feb. 26, 1997 at San Jose (3rd period)
SHOTS, BOTH TEAMS, ONE GAME:	31 – St. Louis (16) at Philadelphia (15), Nov. 17, 1988
SHOTS, BOTH TEAMS, ONE PERIOD:	5 – (2x) (last Jan. 12, 1974 St. Louis (3) at Buffalo (2)) (3rd period)

## MISCELLANEOUS

LARGEST MARGIN OF VICTORY:	10 – 11-1 at Ottawa, Feb. 26, 1994
LARGEST MARGIN OF DEFEAT:	9 – 1-10 at Detroit, Nov. 16, 1977
HIGHEST TIE SCORE:	8-8 – at Detroit, Oct. 14, 1988
MOST POINTS, BLUES, ONE GAME:	29 – vs. Toronto, Jan. 15, 1986, 10-1 W (10 goals - 19 assists)
LARGEST MARGIN OF SHOTS:	39 – vs. Anaheim, Oct. 11, 2010 – 5-1 W (STL 53 shots – ANA 14 shots)

## ST. LOUIS BLUES ALL-TIME INDIVIDUAL RECORDS

## GAMES PLAYED

MOST GAMES:	927 – Bernie Federko
MOST GAMES, INCLUDING PLAYOFFS:	1,018 – Bernie Federko, 1976-77 through 1987-88, 927 regular season games, 91 playoff games
MOST CONSECUTIVE GAMES:	662 – Garry Unger
MOST GAMES, ONE SEASON:	84 – Craig Janney, Rich Sutter, Garth Butcher, 1992-93

## GOALS

MOST GOALS, CAREER:	527 – Brett Hull
MOST GOALS, ONE SEASON:	86 – Brett Hull, 1990-91
MOST GOALS, ONE SEASON, ROOKIE:	37 – Jorgen Pettersson, 1980-81
MOST GOALS, ONE SEASON, CENTER:	42 – Doug Gilmour, 1986-87
MOST GOALS, ONE SEASON, LEFT WING:	52 – Brendan Shanahan, 1993-94
MOST GOALS, ONE SEASON, RIGHT WING:	86 – Brett Hull, 1990-91
MOST GOALS, ONE SEASON, DEFENSEMAN:	25 – Jeff Brown, 1992-93
MOST GOALS, ONE GAME:	6 – Red Berenson, Nov. 7, 1968 at Philadelphia
MOST GOALS, ONE PERIOD:	4 – Red Berenson, Nov. 7, 1968 at Philadelphia (2nd period)
MOST THREE GOAL GAMES, ONE SEASON:	8 – Brett Hull, 1991-92
MOST CONSECUTIVE THREE GOAL GAMES:	2 – Brett Hull, 1990-91 (Oct. 24 at Toronto & Oct. 25 vs. Toronto)
MOST POWER PLAY GOALS, ONE SEASON:	29 – Brett Hull, 1990-91 & 1992-93
MOST POWER PLAY GOALS, ONE SEASON, DEFENSEMAN:	12 – Jeff Brown, 1992-93
MOST POWER PLAY GOALS, ONE GAME:	4 – Scott Mellanby, March 6, 2003 vs. Phoenix
MOST SHORT HAND GOALS, ONE SEASON:	8 – (2 players) (last, Larry Patey, 1980-81)
MOST SHORT HAND GOALS, ONE GAME:	2 – (2 players) (last Michal Handzus, Feb. 15, 2000 vs. Atlanta)
MOST GAME WINNING GOALS, ONE SEASON:	12 – Brett Hull, 1989-90
MOST OVERTIME GOALS, ONE SEASON:	3 – Doug Weight (2003-04)
MOST OVERTIME GOALS, CAREER:	7 – Pavol Demitra

## ASSISTS

MOST ASSISTS, CAREER:	721 – Bernie Federko
MOST ASSISTS, ONE SEASON:	90 – Adam Oates, 1990-91
MOST ASSISTS, ONE SEASON, ROOKIE:	37 – Tony Hrkac, 1987-88
MOST ASSISTS, ONE SEASON, CENTER:	90 – Adam Oates, 1990-91
MOST ASSISTS, ONE SEASON, LEFT WING:	51 – Brian Sutter, 1983-84
MOST ASSISTS, ONE SEASON, RIGHT WING:	52 – (2 players) (last, Pavol Demitra, 1998-99)
MOST ASSISTS, ONE SEASON, DEFENSEMAN:	56 – Rob Ramage, 1985-86
MOST ASSISTS, ONE SEASON, GOALTENDER:	9 – Curtis Joseph, 1991-92
MOST ASSISTS, ONE GAME:	5 – (4 players) (last, Dallas Drake, Oct. 29, 2003 at Detroit)
MOST ASSISTS, ONE PERIOD:	4 – (2 players) (last, Rik Wilson, Jan 16, 1982 vs. Chicago)

## POINTS

MOST POINTS, CAREER:	1,073 – Bernie Federko
MOST POINTS, ONE SEASON:	131 – Brett Hull, 1990-91
MOST POINTS, ONE SEASON, ROOKIE:	73 – Jorgen Pettersson, 1980-81
MOST POINTS, ONE SEASON, CENTER:	115 – Adam Oates, 1990-91
MOST POINTS, ONE SEASON, LEFT WING:	102 – Brendan Shanahan, 1993-94
MOST POINTS, ONE SEASON, RIGHT WING:	131 – Brett Hull, 1990-91
MOST POINTS, ONE SEASON, DEFENSEMAN:	78 – Jeff Brown, 1992-93
MOST POINTS, ONE GAME:	7 – (2 players) (last, Garry Unger (3g, 4a), March 13, 1970 vs. Buffalo)

## FASTEST GOALS

FASTEST GOAL FROM START OF GAME (HOME):	8 seconds – Alex Steen, Mar. 16, 2010 vs. Colorado
FASTEST GOAL FROM START OF GAME (ROAD):	8 seconds – Greg Paslawski, Oct. 29, 1985 at Washington
FASTEST GOAL FROM START OF PERIOD:	7 seconds – Garry Unger, Dec. 8, 1974 at Washington, (2nd period)
FASTEST WINNING GOAL:	12 seconds – Nick Harbaruk, Nov. 17, 1973 vs. N.Y. Islanders, (1st period)
FASTEST TWO GOALS, ONE PLAYER:	8 seconds – Joe Mullen, Jan. 5, 1982 vs. Minnesota
FASTEST TWO GOALS, TWO DIFFERENT PLAYERS:	6 seconds – David Backes and Andy McDonald, Oct. 11, 2010 vs. Anaheim
FASTEST THREE GOALS, THREE DIFFERENT PLAYERS:	49 seconds – I. Laperriere, E. Tikkanen & A. Creighton, April 3, 1995 vs. Toronto, (2nd period)

## ST. LOUIS BLUES ALL-TIME INDIVIDUAL RECORDS

### GOALTENDING

MOST GAMES, CAREER:	347 - Mike Liut
MOST GAMES, ONE SEASON:	79 - Grant Fuhr, 1995-96
MOST CONSECUTIVE STARTS, ONE SEASON:	76 - Grant Fuhr, 1995-96**
MOST MINUTES PLAYED, CAREER:	20,010 - Mike Liut
MOST MINUTES PLAYED, ONE SEASON:	4,365 - Grant Fuhr, 1995-96
MOST GOALS AGAINST, CAREER:	1,149 - Mike Liut
MOST GOALS AGAINST, ONE SEASON:	250 - Mike Liut, 1981-82
MOST SHOTS AGAINST, ONE SEASON:	2,382 - Curtis Joseph, 1993-94
MOST SHOTS SAVED, ONE SEASON:	2,169 - Curtis Joseph, 1993-94
HIGHEST SAVE PERCENTAGE, ONE SEASON (MINIMUM 25 GAMES PLAYED):	.940% - Brian Elliott, 2011-12
MOST WINS, CAREER:	151 - Mike Liut
MOST WINS, ONE SEASON:	42 - Roman Turek, 1999-2000
FASTEST GOALTENDER TO WIN 100 GAMES:	Curtis Joseph - (100 wins in 209 games)
LOWEST GOALS AGAINST AVERAGE, ONE SEASON:	1.56 - Brian Elliott, 2011-2012
MOST SHUTOUTS, CAREER:	16 - Glenn Hall, Jaroslav Halak
MOST SHUTOUTS, ONE SEASON:	9 - Brian Elliott, 2011-12
MOST CONSECUTIVE SHUTOUT GAMES:	3 - (3X), Last, Brian Elliott, Apr. 7 - Apr. 11, 2012-13
MOST CONSECUTIVE SHUTOUT GAMES HOME:	3 - Greg Millen, Dec. 1 - Dec. 6, 1988-89
MOST CONSECUTIVE SHUTOUT GAMES ROAD:	3 - Brian Elliott, Apr. 7 - Apr. 21, 2012-13
MOST CONSECUTIVE MINUTES PLAYED WITHOUT ALLOWING A GOAL:	241:33 - Brian Elliott, March 15 - April 4, 2011-12
MOST CONSECUTIVE MINUTES PLAYED WITHOUT ALLOWING A GOAL HOME:	202:52 - Greg Millen, Nov. 24 - Dec. 8, 1988-89
MOST CONSECUTIVE MINUTES PLAYED WITHOUT ALLOWING A GOAL ROAD:	201:19 - Brian Elliott, Apr. 7, 2013 - Apr. 21 2013
MOST CONSECUTIVE GAMES WON:	10 - Brent Johnson, 2001-02 (Jan. 3 - Jan. 23)
MOST CONSECUTIVE GAMES UNBEATEN:	10 - Brent Johnson, 2001-02 (Jan. 3 - Jan. 23)
MOST CONSECUTIVE GAMES TIED:	3 - Curtis Joseph, 1991-92 (Oct. 26-Oct. 30)

\*\* NHL Record

### PENALTIES

MOST PENALTY MINUTES, CAREER:	1,786 - Brian Sutter
MOST PENALTY MINUTES, ONE SEASON:	306 - Bob Gassoff, 1975-76
MOST PENALTY MINUTES, ONE SEASON, CENTER:	183 - Bob Bassen, 1990-91
MOST PENALTY MINUTES, ONE SEASON, LEFT WING:	254 - Brian Sutter, 1982-83
MOST PENALTY MINUTES, ONE SEASON, RIGHT WING:	278 - Kelly Chase, 1993-94
MOST PENALTY MINUTES, ONE SEASON, ROOKIE:	244 - Kelly Chase, 1989-90
MOST MINORS, ONE SEASON:	73 - Bob Gassoff, 1975-76
MOST MAJORS, ONE SEASON:	26 - Brian Sutter, 1980-81
MOST MISCONDUCTS, ONE SEASON:	10 - Steve Durbano, 1972-73
MOST PENALTY MINUTES, ONE GAME:	57 - Reed Low, Feb. 28, 2002 at Calgary
MOST PENALTY MINUTES, ONE PERIOD:	57 - Reed Low, Feb. 28, 2002 at Calgary (2nd period)

### HIGHS

MOST SEASONS:	13 - Bernie Federko, 1976-77 through 1988-89
MOST CONSECUTIVE GAMES, SCORING POINTS:	25 - Brett Hull, 1991-92, Nov. 28 - Jan. 23 (31 goals - 15 assists = 46 pts.)
MOST CONSECUTIVE GAMES, SCORING GOALS:	10 - (2x) last, Brett Hull, Dec. 19, 1991 to Jan. 8, 1992
MOST CONSECUTIVE GAMES, RECORDING ASSISTS:	12 - Pierre Turgeon, Dec. 4 - 30, 1999
MOST CONSECUTIVE GAMES SCORING GOALS FROM START OF SEASON:	6 - Keith Tkachuk, Oct. 10-Oct. 22, 2008 (7 goals total)
MOST SHOTS, ONE SEASON:	408 - Brett Hull, 1991-92
MOST SHOTS, ONE GAME:	13 - (3 players) (last, Al MacInnis, April 3, 1996 vs. N.Y. Islanders)
MOST 20-OR-MORE GOAL SEASONS:	11 - Bernie Federko, 1978-79 through 1988-89
MOST CONSECUTIVE 20-OR-MORE GOAL SEASONS:	11 - Bernie Federko, 1978-79 through 1988-89
MOST 30-OR-MORE GOAL SEASONS:	8 - Brett Hull (1988-94 & 1995-97) Garry Unger (1971-79)
MOST CONSECUTIVE 30-OR-MORE GOAL SEASONS:	8 - Garry Unger (1971-79)
MOST 40 OR MORE GOAL SEASONS:	8 - Brett Hull (1988-94 & 1995-97)
MOST CONSECUTIVE 40-OR-MORE GOAL SEASONS:	6 - Brett Hull (1988-94)
MOST 50 OR MORE GOAL SEASONS:	5 - Brett Hull (1989-94)
MOST CONSECUTIVE 50-OR-MORE GOAL SEASONS:	5 - Brett Hull (1989-94)
MOST 60-OR-MORE GOAL SEASONS:	3 - Brett Hull (1989-92)
MOST CONSECUTIVE 60-OR-MORE GOAL SEASONS:	3 - Brett Hull (1989-92)
MOST 70-OR-MORE GOAL SEASONS:	3 - Brett Hull (1989-92)
MOST CONSECUTIVE 70-OR-MORE GOAL SEASONS:	3 - Brett Hull (1989-92)
MOST 80-OR-MORE GOAL SEASONS:	1 - Brett Hull (1990-91)
MOST 100 OR MORE POINT SEASONS:	4 - Brett Hull & Bernie Federko
MOST CONSECUTIVE 100-OR-MORE POINT SEASONS:	4 - Brett Hull (1989-1993)

## ST. LOUIS BLUES MANAGEMENT HISTORY

### ST. LOUIS BLUES OWNERS

<b>Tom Stillman and Partners</b>	<b>2012-Present</b>
Dave Checketts and SCP Worldwide	2006 - 2012
Bill Laurie	1999 - 2006
Kiel Center Partners	1991 - 1999
Mike Shanahan	1986 - 1991
Harry Ornest	1983 - 1986
Ralston Purina	1977 - 1983
Sidney Salomon Jr. & Sidney Salomon III	1966 - 1977

### ST. LOUIS BLUES PRESIDENTS

<b>Doug Armstrong</b>	<b>2013-Present</b>
<b>Bruce Affleck</b>	<b>2013-Present</b>
John Davidson	2006 - 2011
Mark Sauer	1996 - 2006
Jack Quinn	1986 - 1996
Harry Ornest	1983 - 1986
Emile Francis	1977 - 1983
Sidney Salomon, III	1973 - 1977
Sidney Salomon, Jr.	1967 - 1973

### ST. LOUIS BLUES HEAD COACHES

<b>Ken Hitchcock</b>	<b>Nov. 6, 2011 - Present</b>
Davis Payne	Jan. 2, 2010 - Nov. 6, 2011
Andy Murray	Dec. 12, 2006 - Jan. 2, 2010
Mike Kitchen	Feb. 24, 2004 - Dec. 11, 2006
Joel Quenneville	Jan. 6, 1997 - Feb. 24, 2004
Jim Roberts	Dec. 19, 1996 - Jan. 6, 1997
Mike Keenan	July 17, 1994 - Dec. 19, 1996
Bob Berry	Oct. 29, 1992 - July 17, 1994
Bob Plager	May 1, 1992 - Oct. 29, 1992
Brian Sutter	June 20, 1988 - May 1, 1992
Jacques Martin	June 26, 1986 - May 17, 1988
Jacques Demers	Aug. 17, 1983 - June 13, 1986
Barclay Plager	Dec. 14, 1982 - April 11, 1983
Emile Francis	Mar. 8, 1982 - Dec. 14, 1982
Red Berenson	Dec. 8, 1979 - Mar. 8, 1982
Barclay Plager	Feb. 16, 1978 - Dec. 8, 1979
Leo Boivin	Aug. 5, 1977 - Feb. 16, 1978
Emile Francis	Sept. 14, 1976 - Aug. 5, 1977
Leo Boivin	Jan. 5, 1976 - Sept. 14, 1977
Lynn Patrick	Dec. 14, 1975 - Jan. 5, 1976
Garry Young	Nov. 4, 1974 - Dec. 14, 1975
Lynn Patrick	Oct. 30, 1974 - Nov. 4, 1974
Lou Angotti	Feb. 16, 1974 - Oct. 30, 1974
Jean-Guy Talbot	Nov. 9, 1972 - Feb. 16, 1974
Al Arbour	Dec. 25, 1971 - Nov. 9, 1972
Bill McCreary	Oct. 31, 1971 - Dec. 25, 1971
Sid Abel	May 7, 1971 - Oct. 31, 1971
Scotty Bowman	Feb. 8, 1971 - April 30, 1971
Al Arbour	June 5, 1970 - Feb. 8, 1971
Scotty Bowman	Nov. 22, 1967 - June 5, 1970
Lynn Patrick	Oct. 11, 1967 - Nov. 22, 1967

### ST. LOUIS BLUES GENERAL MANAGERS

<b>Doug Armstrong</b>	<b>2010-Present</b>
Larry Pleau	1997 - 2010
Ronald Caron	1996 - 1997
Mike Keenan	1994 - 1996
Ronald Caron	1983 - 1994
Emile Francis	1976 - 1983
Denis Ball	1975 - 1976
Gerry Ehman	1974 - 1975
Charles Catto	1973 - 1974
Sid Abel	1972 - 1973
Lynn Patrick	1971 - 1972
Scotty Bowman	1968 - 1971
Lynn Patrick	1967 - 1968

### ST. LOUIS BLUES CAPTAINS

<b>David Backes</b>	<b>2011 - present</b>
Eric Brewer	2008 - 2011
Dallas Drake	2005 - 2007
Al MacInnis	2002 - 2004
Chris Pronger	1997 - 2002
No captain, three alternate captains	1996 - 1997
Wayne Gretzky	1996 - 1996
Shayne Corson	1995 - 1996
Brett Hull	1992 - 1995
Garth Butcher	1991 - 1992
Scott Stevens	1990 - 1991
Rick Meagher	1989 - 1990
Bernie Federko	1988 - 1989
Brian Sutter	1979 - 1988
Barry Gibbs	1978 - 1979
Red Berenson	1977 - 1978
Appointment game by game basis	1976 - 1977
Barclay Plager	1972 - 1976
Barclay Plager (after trade)	1970 - 1972
Bob Plager (after trade)	1970 - 1972
Frank St. Marseille (after trade)	1970 - 1972
Garry Unger (after trade)	1970 - 1972
Red Berenson (until trade)	1970 - 1971
Al Arbour	1967 - 1970

## ST. LOUIS BLUES ALL-TIME COACHING REGISTER

COACH	YEAR	W	L	T	OTL	PTS	PCTG.
Ken Hitchcock	2012-13	29	17	--	2	60	.625
Ken Hitchcock	2011-12	43	15	--	11	97	.702
Davis Payne	2011-12	6	7	--	0	12	.461
Davis Payne	2010-11	38	33	--	11	87	.530
Davis Payne	2009-10	23	15	--	4	50	.595
Andy Murray	2009-10	17	17	--	6	40	.500
Andy Murray	2008-09	41	31	--	10	92	.561
Andy Murray	2007-08	33	36	--	13	79	.482
Andy Murray	2006-07	27	18	--	9	63	.583
Mike Kitchen	2006-07	7	17	--	4	18	.321
Mike Kitchen	2005-06	21	46	--	15	57	.348
Mike Kitchen	2003-04	10	7	4	0	24	.571
Joel Quenneville	2003-04	29	23	7	2	67	.532
Joel Quenneville	2002-03	41	24	11	6	99	.604
Joel Quenneville	2001-02	43	27	8	4	98	.598
Joel Quenneville	2000-01	43	22	12	5	103	.628
Joel Quenneville	1999-00	51	19	11	1	114	.695
Joel Quenneville	1998-99	37	32	13	-	87	.530
Joel Quenneville	1997-98	45	29	8	-	98	.598
Joel Quenneville	1996-97	18	15	7	-	43	.538
Jim Roberts	1996-97	3	3	3	-	9	.500
Mike Keenan	1996-97	15	17	1	-	31	.470
Mike Keenan	1995-96	32	34	16	-	80	.488
Mike Keenan	1994-95	28	15	5	-	61	.635
Bob Berry	1993-94	40	33	11	-	91	.542
Bob Plager	1992-93	4	6	1	-	9	.409
Bob Berry	1992-93	33	30	10	-	76	.521
Brian Sutter	1991-92	36	33	11	-	83	.519
Brian Sutter	1990-91	47	22	11	-	105	.656
Brian Sutter	1989-90	37	34	9	-	83	.519
Brian Sutter	1988-89	33	35	12	-	78	.488
Jacques Martin	1987-88	34	38	8	-	76	.475
Jacques Martin	1986-87	32	33	15	-	79	.494
Jacques Demers	1985-86	37	34	9	-	83	.519
Jacques Demers	1984-85	37	31	12	-	86	.538
Jacques Demers	1983-84	32	41	7	-	71	.444
Emile Francis	1982-83	10	19	3	-	23	.359
Barclay Plager	1982-83	15	21	12	-	42	.438
Red Berenson	1981-82	28	34	6	-	62	.456
Emile Francis	1981-82	4	6	2	-	10	.417
Red Berenson	1980-81	45	18	17	-	107	.669
Red Berenson	1979-80	27	20	9	-	63	.563
Barclay Plager	1979-80	7	14	3	-	17	.354
Barclay Plager	1978-79	18	50	12	-	48	.300
Leo Boivin	1977-78	11	36	7	-	29	.269
Barclay Plager	1977-78	9	11	6	-	24	.462
Emile Francis	1976-77	32	39	9	-	73	.456
Leo Boivin	1975-76	17	17	9	-	43	.500
Garry Young	1975-76	9	15	5	-	23	.397
Lynn Patrick	1975-76	3	5	0	-	6	.375
Garry Young	1974-75	32	26	11	-	75	.543
Lou Angotti	1974-75	2	5	2	-	6	.333
Lynn Patrick	1974-75	1	0	1	-	3	.750
Jean-Guy Talbot	1973-74	22	25	8	-	52	.473
Lou Angotti	1973-74	4	15	4	-	12	.261
Jean-Guy Talbot	1972-73	30	28	7	-	67	.515
Al Arbour	1972-73	2	6	5	-	9	.346
Al Arbour	1971-72	19	19	6	-	44	.500
Sid Abel	1971-72	3	6	1	-	7	.350
Bill McCreary	1971-72	6	14	4	-	16	.333
Al Arbour	1970-71	21	15	14	-	56	.560
Scotty Bowman	1970-71	13	10	5	-	31	.554
Scotty Bowman	1969-70	37	27	12	-	86	.566
Scotty Bowman	1968-69	37	25	14	-	88	.579
Scotty Bowman	1967-68	23	21	14	-	60	.517
Lynn Patrick	1967-68	4	10	2	-	10	.313

## RESULT OF COACH'S FIRST GAME

COACH	DATE	OPPONENT	SCORE	RESULT
Ken Hitchcock	11/8/11	vs. Chicago	3-0	W
Davis Payne	1/2/10	vs. Chicago	3-6	L
Andy Murray	12/12/06	vs. Chicago	2-3	L
Mike Kitchen	2/26/04	@ Colorado	2-2	T
Joel Quenneville	1/7/97	vs. Edmonton	2-5	L
Jim Roberts	12/19/96	vs. Pittsburgh	0-4	L
Mike Keenan	1/20/95	@ San Jose	5-2	W
Bob Berry	10/31/92	vs. Philadelphia	6-4	W
Bob Plager	10/6/92	vs. Minnesota	6-4	W
Brian Sutter	10/6/88	@ Minnesota	8-3	W
Jacques Martin	10/9/86	@ Los Angeles	4-3	W
Jacques Demers	10/4/83	vs. Pittsburgh	5-3	W
Barclay Plager	12/14/82	vs. Winnipeg	4-3	L
Emile Francis	3/9/82	vs. N.Y. Islanders	6-4	L
Red Berenson	12/11/79	vs. Pittsburgh	3-3	T
Barclay Plager	2/18/78	vs. Vancouver	4-3	W
Emile Francis	10/7/76	vs. Chicago	6-4	L
Leo Boivin	1/6/76	vs. N.Y. Rangers	5-2	W
Lynn Patrick	12/14/75	@ Chicago	4-3	W
Garry Young	11/5/74	vs. Los Angeles	4-3	L
Lynn Patrick	10/31/74	@ Los Angeles	1-1	T
Lou Angotti	2/16/73	vs. Minnesota	4-2	L
Jean-Guy Talbot	11/11/72	vs. Toronto	1-0	W
Al Arbour	12/25/71	vs. Buffalo	5-5	T
Bill McCreary	11/3/71	@ Montreal	5-1	L
Sid Abel	10/9/71	vs. Chicago	4-2	L
Scotty Bowman	2/7/71	@ Philadelphia	6-2	W
Al Arbour	10/10/70	vs. N.Y. Rangers	3-1	W
Scotty Bowman	11/22/67	vs. Montreal	3-1	L
Lynn Patrick	10/11/67	vs. Minnesota	2-2	T

## HOME OPENERS

DATE	OPPONENT	SCORE	RESULT
1/19/13	Detroit	6-0	W
10/8/11	Nashville	2-4	L
10/9/10	Philadelphia	2-1	OTW
10/10/08	Nashville	5-2	W
10/10/02	Anaheim	3-4	L
10/2/99	Phoenix	1-2	L
10/1/97	Buffalo	1-3	L
10/4/96	Colorado	4-2	W
10/7/93	Florida	5-3	W
10/6/92	Minnesota	6-4	W
10/4/83	Pittsburgh	5-3	W
10/6/81	Pittsburgh	6-2	W
10/9/80	Hartford	8-6	W
10/7/76	Chicago	4-6	L
10/7/72	Philadelphia	4-4	T
10/9/71	Chicago	2-4	L
10/10/70	N.Y. Rangers	3-1	W
10/11/69	Chicago	7-2	W
10/11/67	Minnesota	2-2	T

Overall Home Record: 11-6-2

## ROAD OPENERS

DATE	OPPONENT	SCORE	RESULT
10/2/09**	Detroit	4-3	W
10/4/07	Phoenix	2-3	L
10/5/06	San Jose	4-5	OTL
10/5/05	Detroit	1-5	L
10/10/03	Phoenix	1-2	OTL
10/4/01	Columbus	4-4	T
10/5/00	Phoenix	1-4	L
10/10/98	Boston	3-3	T
10/7/95	Washington	1-4	L
1/10/95	San Jose	5-2	W
10/5/91	New Jersey	2-7	L
10/4/90	Minnesota	3-2	W
10/5/89	Chicago	8-3	W
10/6/88	Minnesota	8-3	W
10/8/87	Vancouver	2-8	L
10/9/86	Los Angeles	4-3	W
10/12/85	Vancouver	4-3	W
10/11/84	Calgary	4-2	W
10/6/82	Detroit	2-1	W
10/9/79	Vancouver	5-2	W
10/11/78	Detroit	5-4	W
10/10/73	Pittsburgh	2-4	L
10/8/75	Detroit	1-1	T
10/9/74	California	4-4	T
10/10/73	California	1-2	L
10/11/68	Chicago	3-4	L

Overall Road Record: 11-9-6

\*\*Denotes game in Sweden

## BLUES ALL-TIME COACHING RECORD

COACH	GAMES	W	L	T	OTL	PCTG.
Joel Quenneville	593	307	191	77	18	.582
Brian Sutter	320	153	124	43	-	.545
Andy Murray	258	118	102	--	38	.531
Scotty Bowman	239	110	83	45	-	.554
Jacques Demers	240	106	106	28	-	.500
Red Berenson	204	100	72	32	-	.569
Mike Keenan	163	75	66	22	-	.528
Bob Berry	157	73	63	21	-	.532
Davis Payne	137	67	55	--	15	.543
Jacques Martin	160	66	71	23	-	.484
Jean-Guy Talbot	120	52	53	15	-	.496
Barclay Plager	178	49	96	33	-	.368
Emile Francis	124	46	64	14	-	.427
Ken Hitchcock	117	72	32	--	13	.671
Al Arbour	107	42	40	25	-	.509
Garry Young	98	41	41	16	-	.500
Mike Kitchen	131	38	70	4	19	.377
Leo Boivin	97	28	53	16	-	.371
Lynn Patrick	26	8	15	3	-	.365
Bill McCreary	24	6	14	4	-	.333
Lou Angotti	32	6	20	6	-	.281
Bob Plager	11	4	6	1	-	.409
Jim Roberts	9	3	3	3	-	.500
Sid Abel	10	3	6	1	-	.350



ST. LOUIS BLUES  
HONORS & AWARDS

## BLUES INDUCTED INTO HALL OF FAME

PLAYERS	Year
Brendan Shanahan	2013
Adam Oates	2012
Doug Gilmour	2011
Brett Hull	2009
Glenn Anderson	2008
Al MacInnis	2007
Scott Stevens	2007
Grant Fuhr	2003
Bernie Federko	2002
Dale Hawerchuk	2001
Joe Mullen	2000
Wayne Gretzky	1999
Peter Stastny	1998
Guy Lapointe	1993
Jacques Plante	1978
Glenn Hall	1975
Dickie Moore	1974
Doug Harvey	1973

BUILDERS	Year
Cliff Fletcher	2004
Roger Neilson	2002
Al Arbour	1996
Scotty Bowman	1991
Emile Francis	1982
Lynn Patrick	1980

MEDIA	Year
John Davidson	2009
Dan Kelly	1989

## UNITED STATES HALL OF FAME

Personnel	Year
Larry Pleau	2000

Players	Year
Keith Tkachuk	2011
Tom Barrasso	2009
Brett Hull	2008
Phil Housley	2004
Mark Johnson	2004
Dave Christian	2001
Doug Palazzari	2000
Gordie Roberts	1999
Joe Mullen	1998
Craig Patrick	1996

BLUES NHL AWARD  
WINNERS

## PRESIDENTS' TROPHY

1999-2000
(51-20-11-1, 114 points)

## HART MEMORIAL TROPHY

Chris Pronger	2000
Brett Hull	1991

## CALDER MEMORIAL TROPHY

Barret Jackman	2003
----------------	------

## JAMES NORRIS MEMORIAL TROPHY

Chris Pronger	2000
Al MacInnis	1999

## VEZINA TROPHY

Jacques Plante, Glenn Hall	1969
----------------------------	------

## WILLIAM M. JENNINGS TROPHY

Jaroslav Halak, Brian Elliott	2012
Roman Turek	2000

## LADY BYNG TROPHY

Pavol Demitra	2000
Brett Hull	1990
Phil Goyette	1970

## FRANK J. SELKE TROPHY

Rick Meagher	1990
--------------	------

## CONN SMYTHE TROPHY

Glenn Hall	1968
------------	------

## JACK ADAMS AWARD

Ken Hitchcock	2012
Joel Quenneville	2000
Brian Sutter	1991
Red Berenson	1981

## BILL MASTERTON MEMORIAL TROPHY

Jamie McLennan	1998
Blake Dunlop	1981

## LESTER PATRICK TROPHY

Larry Pleau	2002
Dan Kelly, Lynn Patrick	1989
Emile Francis	1982

## LESTER B. PEARSON AWARD

Brett Hull	1991
Mike Liut	1981

## KING CLANCY MEMORIAL TROPHY

Kelly Chase	1998
-------------	------

## GENERAL MANAGER OF THE YEAR

Doug Armstrong	2012
----------------	------

## NHL FIRST TEAM ALL-STAR

Al MacInnis	2002-03, 1998-99
Chris Pronger	1999-2000
Brendan Shanahan	1993-94
Al MacInnis	1998-99
Brett Hull	1991-92, 1990-91, 1989-90
Mike Liut	1980-81
Glenn Hall	1968-69

## NHL SECOND TEAM ALL-STAR

Alex Pietrangelo	2011-12
Roman Turek	1999-2000
Chris Pronger	2003-04, 1997-98
Adam Oates	1990-91

## NHL ALL-ROOKIE TEAM

Jake Allen	2012-13
Patrik Berglund	2008-09
Barret Jackman	2002-03
Jim Campbell	1996-97
Rod Brind'Amour	1989-90
Brian Benning	1986-87

## 100 POINT CLUB

Wayne Gretzky	1995-96
Brendan Shanahan	1993-94
Craig Janney	1992-93
Brett Hull	1992-93, 1991-92
	1990-91, 1989-90
Adam Oates	1990-91, 1989-90
Doug Gilmour	1986-87
Bernie Federko	1985-86, 1984-85
	1983-84, 1980-81

## DODGE RAM TOUGH AWARD

Brett Hull	1990
------------	------

## ALKA-SELTZER PLUS AWARD

Paul Cavallini	1990
----------------	------

## BUD ICE PLUS-MINUS AWARD

Chris Pronger	2000, 1998
---------------	------------

## PRO SET PLAYER OF THE YEAR

Brett Hull	1991
------------	------

## BLUES BANNER SEASON

2011-12	Central Division Champions
1999-2000	Presidents' Trophy
1999-2000	Central Division Champions
1986-87	Norris Division Champions
1984-85	Norris Division Champions
1980-81	Smythe Division Champions
1976-77	Smythe Division Champions
1969-70	Western Division Champions
1968-69	Western Division Champions

## BLUES RETIRED NUMBERS

NUMBER	PLAYER	DATE RETIRED
16	Brett Hull	December 5, 2006
2	Al MacInnis	April 9, 2006
24	Bernie Federko	March 16, 1991
11	Brian Sutter	December 30, 1988
8	Barclay Plager	March 24, 1981
3	Bob Gassoff	October 1, 1977

ST. LOUIS BLUES INDIVIDUAL  
ALL-STAR STATISTICS

PLAYER	GP	G	A	PTS
Brett Hull	7	3	7	10
Adam Oates	2	1	5	6
Garry Unger	7	1	3	4
Pavol Demitra	3	3	0	3
Red Berenson	3	1	2	3
Brian Sutter	3	0	3	3
Chris Pronger	4	0	3	3
<b>David Backes</b>	<b>1</b>	<b>0</b>	<b>3</b>	<b>3</b>
Brendan Shanahan	1	2	0	2
Noel Picard	1	0	2	2
Bernie Federko	2	0	2	2
Bill Guerin	1	0	2	2
Keith Tkachuk	2	1	1	2
Al MacInnis	6	1	0	1
Wayne Babych	1	1	0	1
Jim Roberts	2	1	0	1
Doug Harvey	1	0	1	1
Don Awrey	1	0	1	1
Barclay Plager	4	0	1	1
Rob Ramage	3	0	0	0
Gary Sabourin	2	0	0	0
Ab McDonald	2	0	0	0
Doug Weight	1	0	0	0
Tim Ecclestone	1	0	0	0
Scott Stevens	1	0	0	0
Pierre Turgeon	1	0	0	0
Paul Cavallini	1	0	0	0
Mark Hunter	1	0	0	0
Garth Butcher	1	0	0	0
Frank St. Marseille	1	0	0	0
Al Arbour	1	0	0	0

GOALTENDERS	GP	MINS	GA	AVG
Glenn Hall	2	50	1	1.20
Jacques Plante	2	50	1	1.20
Mike Liut	1	31	0	0.00
Ernie Wakely	1	30	0	0.00
Roman Turek	1	20	2	6.00
Curtis Joseph	1	20	3	9.00
Manny Legace	1	20	3	9.00
<b>Brian Elliott</b>	<b>1</b>	<b>20</b>	<b>6</b>	<b>18.00</b>

ST. LOUIS BLUES  
ALL-STAR GAME APPEARANCES

2013	NO ALL-STAR GAME HELD
2012	<b>Brian Elliott</b>
2011	<b>David Backes</b>
2010	NO ALL-STAR GAME HELD
2009	Keith Tkachuk; (NHL Young Stars Game - <b>Patrik Berglund</b> and David Perron)
2008	Manny Legace; (NHL Young Stars Game - Erik Johnson and David Perron)
2007	Bill Guerin; (NHL Young Stars Game - Lee Stempniak)
2006	NO ALL-STAR GAME HELD
2005	NO ALL-STAR GAME HELD
2004	Chris Pronger, Keith Tkachuk
2003	Al MacInnis, Doug Weight; (NHL Young Stars Game - <b>Barret Jackman</b> )
2002	<u>Chris Pronger</u> , Pavol Demitra
2001	<u>Chris Pronger</u> ^, Al MacInnis^
2000	<u>Chris Pronger</u> , Al MacInnis, Pavol Demitra, Pierre Turgeon, Roman Turek*
1999	<u>Al MacInnis</u> , Pavol Demitra, Chris Pronger
1998	Al MacInnis
1997	<u>Brett Hull</u> , Al MacInnis
1996	<u>Brett Hull</u> , Al MacInnis
1995	NO ALL-STAR GAME HELD
1994	<u>Brett Hull</u> , Curtis Joseph, Brendan Shanahan
1993	<u>Brett Hull</u> , Jeff Brown^, Garth Butcher
1992	<u>Brett Hull</u> , Adam Oates
1991	<u>Brett Hull</u> ^, Scott Stevens, Adam Oates
1990	<u>Brett Hull</u> , Paul Cavallini
1989	<u>Brett Hull</u>
1988	Rob Ramage
1987	Rendez-Vous '87
1986	Mark Hunter, Rob Ramage
1985	<u>Brian Sutter</u>
1984	<u>Rob Ramage</u>
1983	Brian Sutter
1982	Brian Sutter
1981	Bernie Federko, Wayne Babych, Mike Liut
1980	Bernie Federko
1979	Challenge Cup
1978	Garry Unger
1977	Garry Unger
1976	<u>Garry Unger</u>
1975	<u>Garry Unger</u>
1974	<u>Don Awrey</u> , Barclay Plager, Garry Unger
1973	Garry Unger, Barclay Plager
1972	<u>Garry Unger</u>
1971	<u>Tim Ecclestone</u> , <u>Ernie Wakely</u> , Red Berenson, Barclay Plager, Jim Roberts, Gary Sabourin
1970	<u>Red Berenson</u> , <u>Phil Goyette</u> , <u>Ab McDonald</u> , <u>Barclay Plager</u> , <u>Jacques Plante</u> , Jim Roberts, Gary Sabourin, Frank St. Marseille, Glenn Hall
1969	<u>Al Arbour</u> , <u>Red Berenson</u> , <u>Glenn Hall</u> , <u>Jacques Plante</u> , Doug Harvey, Ab McDonald, Noel Picard
1968	<u>Glenn Hall</u>

Note - 1970 - McDonald, Goyette & Hall did not play

Players underlined were VOTED onto the team, others were coaches or commissioners selections.

Current players in bold.

\* Replaced Dominik Hasek

^ Did not participate due to injury



## ST. LOUIS BLUES ALL-TIME ATTENDANCE RECORDS

Season	Regular Season Total	Regular Season Average	Playoff Total	Playoff Average	Seating Capacity	Total Capacity	Percentage of Capacity
2012-13	429,630	17,901	54,562	18,187	19,150	484,192	88.70%
2011-12	771,207	18,809	97,047	19,409	19,150	785,150	98.3%
2010-11	785,150	19,150	DID NOT QUALIFY		19,150	785,150	100%
2009-10***	755,322	18,883	DID NOT QUALIFY		19,150	755,322	98.6%
2008-09	760,732	18,554	38,750	19,375	19,150	799,482	97.1%
2007-08	722,021	17,610	DID NOT QUALIFY		19,150	722,021	92.0%
2006-07	513,345	12,521	DID NOT QUALIFY		19,022	513,345	65.8%
2005-06	582,742	14,213	DID NOT QUALIFY		19,022	582,742	74.7%
2003-04	760,976	18,560	38,475	19,238	19,022	799,451	97.7%
2002-03	761,388	18,570	59,157	19,719	19,022	820,545	98.0%
2001-02	758,786	18,507	97,055	19,411	19,022	855,841	97.8%
2000-01	800,319	19,520	138,724	19,818	19,022	939,043	102.8%
1999-00	741,938	18,096	81,315	20,329	19,260	823,253	95.0%
1998-99	749,334	18,276	114,219	19,037	19,260	863,553	95.4%
1997-98	755,014	18,415	102,063	20,413	19,260	857,077	96.7%
1996-97	689,079	16,807	58,317	19,439	19,260	747,396	88.2%
1995-96	771,033	18,806	123,786	20,631	19,260	894,819	98.9%
1994-95**	467,730	19,489	76,844	19,211	19,260	544,574	101.0%
1993-94*	720,003	17,561	33,288	16,644	17,188	753,291	101.9%
1992-93	686,211	16,338	89,559	17,912	17,188	775,770	96.0%
1991-92	700,724	17,518	51,804	17,268	17,188	752,528	101.8%
1990-91	686,304	17,158	124,643	17,806	17,188	810,947	100.4%
1989-90	632,525	15,813	100,160	16,693	17,188	732,685	92.7%
1988-89	605,537	15,138	82,729	13,788	17,188	688,266	87.1%
1987-88	580,212	14,505	73,111	14,622	17,640	653,323	82.3%
1986-87	529,613	13,240	40,500	13,500	17,640	570,113	75.2%
1985-86	489,193	12,230	147,175	16,353	17,640	636,368	73.6%
1984-85	535,865	13,397	22,558	11,279	17,640	558,423	75.4%
1983-84	519,472	12,987	78,382	15,676	17,640	597,854	75.3%
1982-83	504,460	12,612	32,293	16,147	17,968	536,753	71.1%
1981-82	577,301	14,433	69,730	13,946	17,968	647,031	80.0%
1980-81	584,124	14,603	105,289	17,548	17,968	689,413	83.4%
1979-80	490,355	12,259	15,179	15,179	17,968	505,534	68.6%
1978-79	405,200	10,130	DID NOT QUALIFY		17,968	405,200	56.4%
1977-78	425,323	10,633	DID NOT QUALIFY		18,006	425,323	59.1%
1976-77	585,955	14,649	29,538	14,769	18,006	615,493	81.4%
1975-76	692,838	17,321	12,334	12,334	18,006	705,172	95.5%
1974-75	723,037	18,076	16,017	16,017	18,008	739,054	100.1%
1973-74	702,375	18,010	DID NOT QUALIFY		18,005	702,375	100.0%
1972-73	725,458	18,601	38,105	19,053	18,005	763,563	103.4%
1971-72	716,657	18,376	91,957	18,391	17,821	808,614	103.1%
1970-71	711,287	18,238	56,496	18,832	17,776	767,783	102.8%
1969-70	622,798	16,389	134,819	16,852	15,500	757,617	106.3%
1968-69	548,565	14,436	94,655	15,776	14,500	643,220	100.8%
1967-68	329,201	8,897	131,898	13,190	14,200	461,099	69.1%
<b>TOTALS</b>	<b>28,606,339</b>	<b>16,139</b>	<b>3,386,323</b>	<b>17,129</b>	<b>18,921</b>	<b>31,992,662</b>	<b>94.9%</b>

## NOTES:

\*1993-94 regular season total average is based on 41 games. The neutral site game in Sacramento, CA - which was credited as a Blues' home game was not included in this total.

\*\*1994-95 regular season is based on 24 games. A total of 29,221,276 fans (combined totals of regular season and playoffs) have seen 1,669 regular season and 152 playoff games for a total of 1,821 games played at Scottrade Center and St. Louis Arena. Preseason attendances are not included in the total.

\*\*\*2009-10 regular season total average is based on 40 games. One of the neutral site games in Stockholm, Sweden was credited as a Blues' home game but was not included in this total.

Attendance figures for all regular season and playoff games are available in the St. Louis Blues' Public Relations Office.

The Blues have played in front of 397 sellout crowds (352 regular season and 45 playoff) at Scottrade Center prior to the start of the 2012-2013 season.

## ST. LOUIS BLUES ALL-TIME AMATEUR DRAFT SELECTIONS

2013				2006				2000				1994			
47.	Thomas Vannelli	1.	Erik Johnson	30.	Jeff Taffe	68.	Stephane Roy								
57.	William Carrier	25.	Patrik Berglund	65.	David Morisset	120.	Tyler Harlton								
112.	Zach Pochiro	31.	Tomas Kana	75.	Justin Papineau	94.	Edvin Frylen								
173.	Santeri Saari	64.	Jonas Junland	96.	Antoine Bergeron	172.	Roman Vopat								
		94.	Ryan Turek	129.	Troy Riddle	198.	Steve Noble								
		106.	Reto Berra	167.	Craig Weller	224.	Marc Stephen								
		124.	Andy Sackrisson	229.	Brett Lutes	250.	Kevin Harper								
		154.	Matthew McCollem	261.	Reinhard Divis	276.	Scott Fankhouser								
		184.	Alexander Hellstrom	293.	Lauri Kinos										
2012				2005				1999				1993			
25.	Jordan Schmaltz	24.	T.J. Oshie	17.	Barret Jackman	37.	Maxim Bets								
56.	Sam Kurker	37.	Scott Jackson	85.	Peter Smrek	63.	Jamie Rivers								
67.	Mackenzie MacEachern	85.	Ben Bishop	114.	Chad Starling	89.	Jamal Mayers								
86.	Colton Parayko	156.	Ryan Reaves	143.	Trevor Byrne	141.	Todd Kelman								
116.	Nicholas Walters	169.	Mike Gauthier	180.	Tore Vikingstad	167.	Mike Buzak								
146.	Francois Tremblay	171.	Nicholas Drzenovic	203.	Phil Osaer	193.	Eric Boguniecki								
176.	Petteri Lindbohm	219.	Nikolai Lemtyugov	221.	Colin Hemingway	245.	Libor Prochazka								
206.	Tyrel Seaman			232.	Alexander Khavanov	271.	Alexander Vasilevsky								
2011				2004				1998				1992			
32.	Ty Rattie	17.	Marek Schwarz	83.	Viktor Alexandrov	38.	Igor Korolev								
41.	Dmitrii Jaskin	49.	Carl Soderberg	116.	Michael Birner	62.	Vitali Karamnov								
46.	Joel Edmundson	136.	Nikita Nikitin	162.	Roman Polak	64.	Vitali Prokhorov								
88.	Jordan Binnington	211.	David Fredriksson	192.	Teemu Eronen	86.	Lee Leslie								
102.	Yannick Veilleux	277.	Jonathan Boutin			134.	Bob Lachance								
132.	Niklas Lundstrom					158.	Ian Laperriere								
162.	Ryan Tesink					160.	Lance Burns								
192.	Teemu Eronen					180.	Igor Boldin								
2010				2003				1997				1991			
14.	Jaden Schwartz	30.	Shawn Belle	101.	Konstantin Zakharov	27.	Steve Staios								
16.	Vladimir Tarasenko	62.	David Backes	127.	Alexandre Bolduc	64.	Kyle Reeves								
44.	Sebastian Wannstrom	84.	Konstantin Barulin	149.	Chris Beckford-Tseu	65.	Nathan Lafayette								
74.	Max Gardiner	101.	Zach Fitzgerald	189.	Jonathan Lehun	87.	Gayden Reid								
104.	Jani Hakanpaa	221.	Lee Stempniak	221.	Evgeny Skachkov	109.	Jeff Callinan								
134.	Cody Beach	253.	Chris Beckford-Tseu	253.	Andrei Pervyshin	131.	Bruce Gardiner								
164.	Stephen MacAulay	284.	Jonathan Lehun	284.	Juhamatti Aaltonen	153.	Terry Hollinger								
2009				2002				1996				1990			
17.	David Rundblad	48.	Alexei Shkotov	14.	Marty Reasoner	33.	Craig Johnson								
48.	Brett Ponich	62.	Andrei Mikhnov	67.	Gordie Dwyer	54.	Patrice Tardif								
78.	Sergei Andronov	89.	Tomas Troliga	95.	Jonathan Zukiwsky	219.	Chris MacKenzie								
108.	Tyler Shattock	120.	Robin Jonsson	97.	Andrei Petrakov	291.	Kevin Rappana								
168.	David Shields	165.	Justin Maier	159.	Stephen Wagner	263.	Mike Veisor								
202.	Max Tardy	190.	D.J. King	169.	Daniel Corso										
2008				2001				1995				1989			
4.	Alex Pietrangelo	57.	Jay McClement	49.	Jochen Hecht	9.	Jason Marshall								
33.	Philip McRae	89.	Tuomas Nissinen	75.	Scott Roche	31.	Rick Corriveau								
34.	Jake Allen	122.	Igor Vaelev	101.	Michal Handzus	55.	Denny Felsner								
65.	Jori Lehtera	159.	Dmitri Semin	127.	Jeff Ambrosio										
70.	James Livingston	190.	Brett Scheffelfmaier	153.	Petr Cajanek										
87.	Ian Schultz	253.	Grant Jacobsen	179.	Jean-Luc Grand-Pierre										
95.	David Warsofsky	270.	Simon Skoog	205.	Derek Bekar										
125.	Kristoffer Berglund	283.	Simon Skoog	209.	Libor Zabransky										
155.	Anthony Nigro														
185.	Paul Karpowich														
2007				2000				1994				1989			
13.	Lars Eller	57.	Jay McClement	49.	Jochen Hecht	9.	Jason Marshall								
18.	Ian Cole	89.	Tuomas Nissinen	75.	Scott Roche	31.	Rick Corriveau								
26.	David Perron	122.	Igor Vaelev	101.	Michal Handzus	55.	Denny Felsner								
39.	Simon Hjalmarsson	159.	Dmitri Semin	127.	Jeff Ambrosio										
44.	Aaron Palushaj	190.	Brett Scheffelfmaier	153.	Petr Cajanek										
85.	Brett Sonne	253.	Grant Jacobsen	179.	Jean-Luc Grand-Pierre										
96.	Cade Fairchild	270.	Simon Skoog	205.	Derek Bekar										
100.	Travis Erstad	283.	Simon Skoog	209.	Libor Zabransky										
160.	Anthony Peluso														
190.	Trevor Nil														



93. Daniel Laperriere  
114. David Roberts  
124. Derek Frenette  
135. Jeff Batters  
156. Kevin Plager  
177. John Roderick  
198. John Valo  
219. Brian Lukowski

**1988**

9. Rod Brind'Amour  
30. Adrien Plavsic  
51. Rob Fournier  
72. Jaan Luik  
105. Dave Lacouture  
114. Dan Fowler  
135. Matt Hayes  
156. John McCoy  
177. Tony Twist  
198. Bret Hedican  
219. Heath DeBoer  
240. Michael Francis

**1987**

12. Keith Osborne  
54. Kevin Miehme  
59. Robert Nordmark  
75. Darin Smith  
82. Andy Rymsha  
117. Rob Robinson  
138. Todd Crabtree  
159. Guy Hebert  
180. Robert Dumas  
201. David Marvin  
207. Andy Cesarski  
222. Dan Rolfe  
243. Ray Savard

**1986**

10. Jocelyn Lemieux  
31. Mike Posma  
52. Tony Hejna  
73. Glen Featherstone  
87. Mike Wolak  
115. Mike O'Toole  
136. Andy May  
157. Randy Skarda  
178. Martyn Ball  
199. Rod Thacker  
220. Terry MacLean  
234. Bill Butler  
241. David O'Brien

**1985**

37. Herb Raglan  
44. Nelson Emerson  
54. Ned Desmond  
100. Dan Brooks  
121. Rich Burchill  
138. Pat Jablonski  
159. Scott Brickley  
180. Jeff Urban  
201. Vince Guidotti  
222. Ron Saatzer  
243. Dave Jecha

**1984**

26. Brian Benning  
32. Tony Hrkac  
50. Toby Ducolon

53. Robert Dirk  
56. Alan Perry  
71. Graham Herring  
92. Scott Paluch  
113. Steve Tuttle  
134. Cliff Ronning  
148. Don Porter  
155. Jim Vesey  
176. Daniel Jomphe  
196. Tom Tilley  
217. Mark Cupolo  
237. Mark Lanigan

**1983**

NONE

**1982**

50. Mike Posavad  
92. Scott Machej  
113. Perry Ganchar  
134. Doug Gilmour  
155. Chris Delaney  
176. Matt Christensen  
197. John Shumski  
218. Brian Ahern  
239. Peter Smith

**1981**

20. Marty Ruff  
36. Hakan Nordin  
62. Gord Donnelly  
104. Mike Hickey  
125. Peter Aslin  
180. Robert Dumas  
201. David Marvin  
207. Andy Cesarski  
222. Dan Rolfe  
243. Ray Savard

**1980**

12. Rick Wilson  
54. Jim Pavese  
75. Bob Brooke  
96. Alain Lemieux  
117. Perry Anderson  
138. Roger Hagglund  
159. Pat Rabbitt  
180. Peter Lindgren  
201. John Smyth

**1979**

2. Perry Turnbull  
65. Bobby Crawford  
86. Mark Reeds  
107. Gilles Leduc

**1978**

3. Wayne Babych  
39. Steve Harrison  
72. Kevin Willison  
89. Jim Niill  
106. Steve Stockman  
109. Paul MacLean  
123. Denis Houle  
140. Tony Meagher  
143. Rick Simpson  
157. Jim Lockhurst  
160. Bob Froese  
170. Dan Lerg  
173. Risto Siltanen

175. Dan Hermansson  
181. Jean-Francois Boutin  
185. John Sullivan  
188. Serge Menard  
191. Don Boyd  
197. Paul Stasiuk  
200. Gerhard Truntschka  
203. Victor Shkurdyuk  
205. Carl Bloomberg  
207. Terry Kitching  
209. Brian O'Connor  
210. Brian Crombeen  
211. Mike Pidgeon  
214. John Cochrane  
216. Joe Casey  
218. Jim Farrell  
220. Frank Johnson  
221. Blair Wheeler

**1977**

9. Scott Campbell  
27. Neil Labatte  
45. Tom Roulston  
63. Tony Currie  
81. Bruce Hamilton  
89. Gary McMonagle  
117. Matti Fors  
132. Raimo Hirvonen  
147. Bjorn Olsson

**1976**

7. Bernie Federko  
20. Brian Sutter  
25. John Smrke  
43. Jim Kirkpatrick  
56. Mike Liut  
61. Paul Skidmore  
97. Nels Goddard  
113. Mike Eaves  
121. Jacques Soquel  
124. Dave Dornself  
126. Brad Wilson  
128. Dan Hoene  
130. Goran Lindblom  
132. Jim Bales  
134. Anders Hakansson  
135. Johani Wallenius

**1975**

27. Ed Staniowski  
36. Jamie Masters  
63. Rick Bourbonnais  
81. Jim Gustafson  
99. Jack Brownschilde  
117. Doug Lindsog  
135. Vic Lamby  
151. Dave McNabb

**1974**

26. Bob Hess  
43. Gordon Buynak  
79. Mike Zuke  
87. Don Wheldon  
97. Mike Thompson  
115. Terry Casey  
132. Ron Tordoff  
149. Paul-Andre Touzin  
165. Jack Ahern  
180. Mitch Babin  
194. Doug Allan

**1973**

5. John Davidson  
24. George Pesut  
48. Bob Gassoff  
72. Bill Laing  
88. Randy Smith  
104. John Wensink  
120. Jean Tetreault

**1972**

9. Wayne Merrick  
41. Jean Hamel  
57. Murray Myers  
73. Dave Johnson  
89. Tom Simpson  
105. Brian Coughlin  
121. Gary Winchester

**1971**

4. Gene Carr  
38. John Garrett  
52. Derek Harker  
66. Wayne Gibbs  
80. Bernie Doan  
94. Dave Smith  
108. Jim Collins

**1970**

23. Murray Keogan  
37. Ron Climie  
51. Gord Brooks  
65. Mike Stevens  
79. Claude Moreau  
85. Jack Taggart  
92. Terry Marshall  
104. Dave Tataryn  
108. Bob Winograd  
111. Mike Lampman  
112. Jeff Rotsch  
113. Al Calver  
114. Jerry MacDonald  
115. Gerry Haines

**1969**

19. Mike Lowe  
30. Bernard Gagnon  
42. Victor Teal  
54. Brian Glenwright  
66. Tommi Salmelainen  
70. Dale Yutsyk  
73. Bob Collyard  
77. Dave Puikinen  
80. Pat Lange  
82. John Converse

**1968**

6. Gary Edwards  
16. Curt Bennett

- Glenn Hall, Don Caley, Jacques Plante, Gary Edwards, Ted Quimet, Robbie Irons, Ernie Wakely, Jim McLeod, Wayne Stephenson, Eddie Johnston, Phil Myre, Mike Liut, Darrell May, Pat Jablonski, Brent Johnson, Roman Turek, Curtis Sanford, **Brian Elliott - present**
- Fred Hucul, Doug Harvey, Ray Fortin, Bob Wall, Carl Brewer, Steve Durbano, Bryan Watson, Ted Harris, Larry Sacharuk, Rick Smith, Joe Zanus, Len Frig, Bob Stewart, Terry Harper, Gerry Hart, Andre Dore, Dave Pichette, Craig Levie, Shawn Evans, Brian Benning, Scott Stevens, Rick Zombo, Curt Giles, Al MacInnis, **RETIRED 4/9/06**
- Al Arbour, Fran Huck, Andre Dupont, Brent Hughes, Glenn Patrick, Bob Stumpf, Bob Gassoff, **RETIRED 10/1/77**
- Noel Picard, Paul Curtis, Bob Gassoff, Gordon Buynak, Bruce Affleck, Dick Lamby, Bryan Maxwell, Scott Campbell, Kari Eloranta, Guy Lapointe, Rik Wilson, Charlie Bourgeois, Gordie Roberts, Rob Robinson, Rick Zombo, Dallas Eakins, Marc Bergevin, Eric Brewer, Kris Russell
- Bob Plager, Larry Giroux, Len Frig, Craig Norwich, Alain Vigneault, Guy Lapointe, Rob Ramage, Dave Richter, Harold Snepsts, Garth Butcher, Jeff Batters, Jeff Norton, Igor Kravchuk, Todd Gill, Alexei Gusev, **Barret Jackman - present**
- Jim Roberts, Chris Evans, Dave Gardner, Rick Bourbonnais, Larry Patey, Dave Barr, Tim Bothwell, Tony Twist, Garth Butcher, Murray Baron, Doug Crossman, Phil Housley, Doug Lidster, Jamie Rivers, Dave Ellett, Sean Hill, Ted Donato, Tom Koivisto, Eric Weinrich, Erik Johnson, Kent Huskins, Wade Redden
- Red Berenson, Garry Unger, Red Laurence, Joe Mullen, Cliff Ronning, Dan Quinn, Nelson Emerson, Alexei Kasatonov, Greg Gilbert, Ricard Persson, Mike Van Ry, Keith Tkachuk
- Ron Attwell, Barclay Plager, Darryl Edestrand, Ron Schock, Steve Durbano, Rick Bowness, **RETIRED 3/24/81**
- Roger Picard, Frank St. Marseille, Ab Demarco, Greg Polis, Murray Kuntz, Red Berenson, Mike Walton, Neil Labatte, Perry Turnbull, Doug Gilmour, Mike Bullard, Peter Zedel, Geoff Courtnall, Jason Ruff, Denny Felsner, Glenn Anderson, Shayne Corson, Darren Turcotte, Tyson Nash, Jeff Heerema, Jame Pollock, Jay McClement, Paul Kariya, **Jaden Schwartz - present**
- Ron Schock, Phil Goyette, George Morrison, Wayne Merrick, Mike Lampman, John Wright, Brian Ogilvie, Bruce Cowick, Rick Bourbonnais, Rod Seiling, Jack Brownschilde, Wayne Babych, Mark Johnson, Bruce Bell, Tony McKegney, Dave Lowry, Jim Montgomery, Esa Tikkanen, Dale Hawerchuk, Jim Campbell, Dallas Drake, Andy McDonald
- Wayne Rivers, Gary Sabourin, Bert Wilson, Brian Sutter, **RETIRED 12/30/88**
- Tom Stewart, Dickie Moore, Gary Veneruzzo, Terry Crisp, Noel Picard, Wayne Maki, Jaroslav Jirik, Fran Huck, Bob Collyard, Gordon Brooks, Jack Bortsik, Claude Larose, Rick Bowness, Joe Micheletti, Richie Hansen, Perry Anderson, Ron Flockhart, Dave Lowry, Adam Oates, Dave Roberts, Vitali Karamnov, Dale Hawerchuk, Kevin Sawyer, Rob Pearson, Chris Kenady, Derek King, Ladislav Nagy, Mike Keane, Cory Stillman, Steve Martins, Lee Stempniak, Kevin Shattenkirk, Scott Nichol
- Yuri Khmylev, Ray Ferraro, Valeri Bure, Bill Guerin, Dan Hinote
- Tim Ecclestone, Norm Dennis, Wayne Connelly, Mike Murphy,

**BLUES ALL-TIME NUMERICAL ROSTER**

- Lou Angotti, Doug Palazzari, Bill Fairbairn, Rick Shinske, Blair Chapman, Doug Wickenheiser, Bill Root, Paul Cavallini, Kevin Miller, Todd Elik, Geoff Courtnall, Eric Boguniecki
- Bill McCreary, Gene Carr, Jack Egers, Glen Sather, Ken Richardson, Mitch Babin, Gilles Marotte, Tony Currie, Floyd Thomson, Mark Reeds, Ron Handy, Shane MacEachern, Jocelyn Lemieux, Craig Cox, Paul MacLean, Craig Janney, Dave Roberts, Mike Hudson, Alexander Vasilevski, Marty Reasoner, Daniel Corso, Peter Sejna, Mike Glumac, Brad Winchester, Jamie Langenbrunner
  - Gerry Melnyk, Craig Cameron, Ron Anderson, Gary Veneruzzo, Brian Lavender, Jim Shires, Roger Lafreniere, Pierre Plante, Rod Seiling, Jack Brownschilde, Kevin LaVallee, Jocelyn Lemieux, Brett Hull **RETIRED 12/5/06**
  - Don McKenney, Jean-Guy Talbot, John Arbour, Gordon Kanngiesser, Larry Hornung, Phil Roberto, Bernie Lukowich, Jerry Butler, Inge Hammarstrom, Ed Kea, Guy Chouinard, Denis Cyr, Gino Cavallini, Denny Felsner, Basil MacRae, Joe Murphy, Jochen Hecht, Sergei Varlamov, Ryan Johnson, Derek Armstrong, **Vladimir Bobotko - present**
  - Larry Keenan, Brit Selby, Floyd Thomson, Harvey Bennett, Rick LaPointe, Pat Hickey, Bobby Crawford, Doug Gilmour, Brian Benning, Doug Evans, Pat Hughes, Tony Hrkac, Ron Wilson, Tony Twist, Daniel Corso, Steve Dubinsky, Scott Pellerin, Mike Sillinger, Radek Dvorak, Jay McClement
  - Terry Crisp, Craig Cameron, Ray Fortin, Andre Boudrias, Jim Lorentz, Curt Bennett, Mike Lampman, Wayne Merrick, Connie Forey, Gordon Brooks, Frank Spring, Butch Williams, Stan Gilbertson, Denis Dupere, Derek Sanderson, Curt Bennett, Doug Palazzari, Blake Dunlop, John Markell, Perry Ganchar, Doug Evans, Eddy Beers, Perry Turnbull, Rod Brind'Amour, Brendan Shanahan, Chris Alpine, Stephane Richer, Scott Mellanby, D.J. King, Stefan Della Rovere, **Jay Bouwmeester - present**
  - Darryl Edestrand, Gary Sabourin, Ray Fortin, Gary Veneruzzo, Ab McDonald, Jim Shires, Gary Odrowski, Wayne Merrick, Chuck Hamilton, Joe Noris, Neil Komadoski, Bill Stewart, Jack Carlson, Mark Hunter, Tom Tilley, Lee Norwood, Adam Creighton, Mike Peluso, Rudy Poeschek, Peter Smrck, Eric Nickulas, Andy Roach, Simon Gamache, Timofei Shishkanov, Jamie Rivers, Mike Johnson, **Alexander Steen - present**
  - Norm Beaudin, Claude Cardin, Craig Cameron, Larry Keenan, Camille Henry, Chris Bordeleau, Kevin O'Shea, Bernie MacNeil, John Wensink, Bill Collins, Bob MacMillan, Gary Holt, Mike Zuke, Dwight Schofield, Normand Baron, Todd Ewen, Jeff Brown, Dave Roberts, Guy Carbonneau, Paul Broten, Patrice Tardif, Joe Murphy, Jamal Mayers, **Patrik Berglund - present**
  - Gordon Kanngiesser, Jean-Guy Talbot, Myron Stankiewicz, Norm Dennis, Bill Plager, Terry Gray, Ron Buchanan, Robbie Irons, Bill Sutherland, Jim Shires, Danny O'Shea, Nick Harbaruk, Rick Wilson, Brian Ogilvie, Dick Redmond, Barry Gibbs, Bobby Simpson, Jorgen Pettersson, Rick Meagher, Ron Sutter, Ian Laperriere, Dave Roberts, Craig MacTavish, Charlie Huddy, Craig Conroy, Martin Rucinsky, Mike Danton, Jeff Hoggan, Joel Perrault, Glen Metropolit, Brad Boyes, **Kevin Shattenkirk - present**
  - Darryl Edestrand, Bill Plager, Jean Hamel, Bob Hess, Hartland Monahan, Alain Lemieux, Luc Dufour, Lee Norwood, Larry Trader, Gaston Gingras, Adrien Plavsic, Rich Sutter, Dave Mackey, Craig Johnson, Craig MacTavish, Blair Atcheynum, Lubos Bartecko, Sergei Varlamov, Murray Baron, Trent Whitfield, Ian Cole, Andrew Murray





24. Curt Bennett, Mike Parizeau, Gordon Brooks, Larry Hornung, John Arbour, Gordon Kannegiesser, Bob McCord, Ace Bailey, J. Bob Kelly, Jim McCrimmon, Jamie Masters, Doug Palazzari, Bernie Federko, **RETIRED 3/16/91**
25. Norm Dennis, Curt Bennett, Wayne Stephenson, Larry Hornung, Connie Madigan, Larry Giroux, Don Wheldon, Chuck Lefley, Brian Ogilvie, Ken Richardson, Bob Murdoch, Paul MacLean, Bill Baker, Tim Bothwell, Mike Posavad, Herb Raglan, Ron Hoover, Jason Marshall, Vitali Prokhorov, Patrice Tardif, Peter Zezel, Pascal Rheume, Mike Keane, Shjon Podein, Johnny Pohl, Pascal Rheume, Dennis Wideman, Yan Stastny, Philip McRae, **Chris Stewart – present**
26. Fran Huck, Gary Veneruzzo, Don Awrey, Brian Ogilvie, Dave Hrechkosy, Jamie Masters, Jim Roberts, Mike Crombeen, Terry Johnson, Michael Dark, Steve Bozek, Mike Lalor, David Bruce, Dave Mackey, Peter Stastny, Jay Wells, Konstantin Shafranov, Sergio Momesso, Michal Handzus, Justin Papineau, Petr Cajanek, Martin Rucinsky, B.J. Crombeen, **Dmitrij Jaskin – present**
27. Dave Gardner, Craig Patrick, Ted Irvine, John Smrke, Doug Palazzari, Bobby Crawford, Vaclav Nedomansky, Gilbert Delorme, Ric Mattress, Robert Nordmark, Sergio Momesso, Harold Snepsts, Dave Christian, Denis Chasse, Rob Pearson, Steve Leach, Terry Yake, Bryce Salvador, **Alex Pietrangelo – present**
28. Frank Spring, Rick Bourbonnais, Jamie Masters, Ralph Klassen, Greg Paslawski, Keith Osborne, Bob Bassen, Steve Duchesne, Brian Noonan, Ricard Persson, Brad Shaw, Todd Reirden, Matt Walker, Carlo Colaiacovo, **Ian Cole – present**
29. Yves Belanger, Doug Grant, Gord McTavish, Gerry Hart, Gary Edwards, Glen Hanlon, Curt Brackenbury, Greg Millen, Darin Kimble, Guy Hebert, Jim Hrivnak, Geoff Sarjeant, Bruce Racine, Jamie McLennan, Alex Khavanov, Jeff Woywitka, Ty Conklin, Brett Sterling
30. Seth Martin, Jacques Plante, Robbie Irons, Gary Edwards, Ted Quimet, Michel Plasse, Peter McDuffe, Jacques Caron, Wayne Stephenson, John Davidson, Yves Belanger, Phil Myre, Doug Grant, Paul Skidmore, Rick Heinz, Michel Larocque, Rick Wamsley, Vince Riendeau, Jon Casey, Rich Parent, Reinhard Divis, Tom Barrasso, Chris Osgood, Jason Bacashihua, Ben Bishop
31. Ernie Wakely, Bob Johnson, Jim Watt, Ed Staniowski, Rick Heinz, Glen Hanlon, Curtis Joseph, Grant Fuhr
32. Jim Nill, Alain Vigneault, Doug Evans, Nelson Emerson, Doug Crossman, Donald Dufresne, Stephane Matteau, Mike astwood, Aris Brimanis, Vladimir Orszagh, Ville Nieminen, **Chris Porter – present**
33. Gilles Gratton, Doug Grant, Dick Lamby, Mark Reeds, Bill Stewart, Kent Carlson, Jim Vesey, Stephane Quintal, Bill Houlder, Stephane Matteau, Ken Sutton, Fred Knipscheer, Trent Yawney, Scott Pellerin, Reid Simpson, Eric Boguniecki, Steve Poapst, David Koci, Andy Wozniowski, Tyson Strachan, **Jordan Leopold – present**
34. Bob Hess, Rik Wilson, Mike Posavad, Robert Dirk, Dominic Lavoie, Randy Skarda, Murray Baron, Michel Picard, Reed Low, Manny Legace, **Jake Allen – present**
35. Brian Ogilvie, Jim Pavese, Steve Tuttle, Christer Olsson, Jim Carey, Brent Johnson, Hannu Toivonen, Chris Holt
36. Ken Richardson, Neil Labatte, Rob Tudor, Rob Whistle, Glen Featherstone, Philippe Bozon, Glenn Anderson, Kevin Sawyer, J.J. Daigneault, Scott Pellerin, Robert Petrovicky, Bryan Helmer, Dan Trebil, Jesse Boulerice, Micki Dupont, Matt D'Agostini
37. Scott Harlow, Robert Dirk, Kevin Miehm, Dave Roberts, Jeff Batters, Roman Vopat, Patrice Tardif, Harry York,
- Jeff Finley, Dean McAmmond, Mike Glumac, Nathan Oystriick
38. Dominic Lavoie, Igor Korolev, Gary Leeman, Pavol Demitra, Kevin Dallman, Brad Boyes, Dave Scatchard, Philip McRae
39. Scott Pellerin, Kelly Chase, Doug Weight
40. Terry Richardson, Dave Thominson, Guy Hebert, Nathan LaFayette, Patrice Tardif, Fred Brathwaite, Patrick Lalime, Marek Schwarz
41. Michel Mongeau, Dan Laperriere, Alex Vasilevskii, Bob Bassen, Mike Zigomanis, Steve Regier, **Jaroslav Halak – present**
42. Rory Fitzpatrick, Mark Rycroft, **David Backes – present**
43. Jeff Batters, Libor Zabransky, Jaroslav Obsut, Mike Van Ryn, Mike Stuart, Mike Weaver, Taylor Chorney
44. Gordie Roberts, Mario Marois, Bret Hedican, Terry Hollinger, Chris Pronger, Darryl Sydor, Jason Arnott
45. Cody Rudkowsky, Chris Beckford-Tseu
46. Derek Bekar, Christian Laflamme, **Roman Polak – present**
47. Ladislav Nagy, Darren Rumble, Rich Pilon, Aaron Downey, Nick Drazenovic
48. Scott Young
49. Dale Clarke, Brian Savage, Steve Wagner
50. Reinhard Divis, Chris Mason
53. Colin Hemingway, Jonas Junland
54. Mike Glumac, Tomas Mojzis
55. Jochen Hecht, Vladimir Chebatourkin, Christian Backman, Cam Janssen
56. Lubos Bartecko
57. David Perron
58. Dan Hinote
59. Jeff Hoggan
61. Pat Hickey, Cory Stillman, Lars Eller
62. Jon DiSalvatore, Martin Rucinsky, Tyson Strachan
63. Justin Papineau
64. Nikita Nikitin
65. Cam Paddock
68. Eric Nickulas
70. Jeremy Yablonski
74. Jay McKee, **T.J. Oshie – present**
75. **Ryan Reaves – present**
77. Pierre Turgeon, Jay McKee, T.J. Hensick
78. Evgeny Grachev
79. **Adam Cracknell – present**
80. Steve McLaren
82. **Cade Fairchild – present**
91. **Vladimir Tarasenko – present**
93. Petr Nedved
99. Wayne Gretzky

## ST. LOUIS BLUES ALL-TIME TRANSACTIONS

## September, 2013

- 9 - Named Brett Hull Executive Vice President  
3 - Named Doug Armstrong President of Hockey Operations and Bruce Affleck President of Business Operations

## August, 2013

- 20 - Signed forward William Carrier to an entry level contract  
5 - Signed forward Magnus Paajarvi to a two-year contract  
2 - Signed defenseman Jay Bouwmeester to a five-year contract extension

## July, 2013

- 26 - Re-signed goaltender Jake Allen to a two-year contract  
19 - Re-signed forward Chris Stewart to a two-year contract  
12 - Named Ty Conklin Goaltender Development Coach  
11 - Signed forward Derek Roy to a one-year contract  
10 - Acquired forward Magnus Paajarvi and a 2nd round pick in 2014 from Edmonton in exchange for forward David Perron  
8 - Acquired forward Pat Cannone from Ottawa in exchange for future considerations  
Named Jan Vopat Head of European Amateur Scouting  
5 - Signed forwards Keith Aucoin, Alexandre Bolduc and Mark Mancari to one-year contracts  
Signed forward Maxim Lapierre to a two-year contract  
Acquired a 5th round draft pick in 2014 from Calgary in exchange for defenseman Kris Russell  
3 - Re-signed defenseman Jordan Leopold to a two-year contract

## June, 2013

- 27 - Re-signed defenseman Kevin Shattenkirk to a four-year contract  
26 - Signed forward Patrik Berglund to a one-year contract  
18 - Re-signed defenseman Taylor Chorney to a one-year contract

## May, 2013

- 23 - Signed goaltender Niklas Lundstrom to a three-year entry level contract

## April, 2013

- 4 - Signed Chris Porter to a two-year, one-way contract  
3 - Acquired a conditional 7th round pick in 2014 from Boston in exchange for Wade Redden  
Signed forward Dmitrij Jaskin to a three-year entry level contract  
1 - Acquired Jay Bouwmeester from Calgary in exchange for Mark Cundari, the rights to Reto Berra and a conditional 1st round pick and conditional 4th round pick in 2013

## March, 2013

- 31 - Acquired Jordan Leopold from Buffalo in exchange for a 2nd round pick and a conditional 5th round pick in 2013  
22 - Acquired conditional 4th or 5th round pick in 2015 from New Jersey in exchange for Matt D'Agostini and a conditional 7th round pick in 2015  
6 - Signed Joel Edmundson and Yannick Veilleux to three-year entry level contracts

## January, 2013

- 18 - Signed defenseman Wade Redden to a one-year contract  
16 - Signed General Manager Doug Armstrong to a five-year contract extension

## August, 2012

- 7 - Named Dave Taylor Vice President of Hockey Operations, Al MacInnis as Senior Advisor to the General Manager and Rob DiMaio as Director of Pro Scouting.

## July, 2012

- 1 - Signed goaltender Mike McKenna and defensemen Taylor Chorney and Scott Ford.  
2 - Signed defenseman Jeff Woywitka.  
5 - Re-Signed forward David Perron.  
6 - Signed forward Andrew Murray.  
10 - Re-Signed forward Jamie Langenbrunner.  
Acquired a fourth round draft choice in 2013 and 2014 from Tampa Bay in exchange for forward B.J. Crombeen.  
16 - Re-Signed forwards Anthony Peluso, Chris Porter and Brett Sonne.  
20 - Re-Signed forward T.J. Oshie.  
31 - Named Scott Allen assistant coach for the Peoria Rivermen.

## June, 2012

- 1 - Signed forward Ty Rattie.  
2 - Signed forward Vladimir Tarasenko.  
13 - Named Dave Allison head coach of the Peoria Rivermen.  
14 - Re-Signed forward Chris Stewart.  
15 - Named Brad Shaw associate coach and awarded assistant coach Ray Bennett a contract extension.  
Named Gary Agnew assistant coach.  
18 - Re-signed defenseman Barret Jackman.  
27 - Awarded head coach Ken Hitchcock a contract extension through the 2013-14 season.  
28 - Named Bruce Affleck Chief Operating Officer.  
Re-Signed forward Scott Nichol.

## May, 2012

- 22 - Signed defenseman Jani Hakanpaa.  
29 - Signed goaltender Jordan Binnington.

## April, 2012

- 21 - Signed goaltender Paul Karpowich.

## March, 2012

- 12 - Signed forward Jaden Schwartz.  
27 - Re-Signed forward Adam Cracknell to a one-year contract extension.

## February, 2012

- 26 - Acquired a second round draft choice in 2013 from Ottawa in exchange for goaltender Ben Bishop.

## January, 2012

- 9 - Re-Signed forward Ryan Reaves to a two-year contract extension.  
18 - Re-Signed goaltender Brian Elliott to a two-year contract extension.

## November, 2011

- 6 - Relieved Davis Payne of head coaching duties.  
Named Ken Hitchcock head coach.  
11 - Acquired defenseman Kris Russell from Columbus in exchange for defenseman Nikita Nikitin.

## October, 2011

- 11 - Claimed defenseman Taylor Chorney off waivers.

## August, 2011

- 8 - Signed defenseman Danny Syvret.

## July, 2011

- 1 - Signed goaltender Brian Elliott.  
Re-Signed forward Matt D'Agostini.  
Re-Signed forward Adam Cracknell.  
Signed forward Cody Beach.  
2 - Signed defenseman Kent Huskins.  
4 - Signed forward Brett Sterling.  
5 - Signed forward Scott Nichol.  
Re-Signed goaltender Ben Bishop.





- 6 - Signed forwards Jason Arnott and Jamie Langenbrunner.
- 13 - Signed forward Jonathan Cheechoo.
- 18 - Re-Signed forward Ryan Reaves.

**June, 2011**

- 2 - Re-Signed defenseman Roman Polak.
- 6 - Re-Signed forward T.J. Hensick.
- 9 - Re-Signed defenseman Nikita Nikitin.
- 13 - Signed forward Chris Porter.
- 15 - Re-Signed forward Vladimir Sobotka.
- 16 - Signed forward Sebastian Wannstrom.
- 22 - Named Tim Taylor Director of Player Development.
- 25 - Acquired Evgeny Grachev from the New York Rangers in exchange for a third round draft choice in 2011 (Steven Fogarty).
- 30 - Re-Signed forward T.J. Oshie.
- Re-Signed forward Adam Cracknell.

**May, 2011**

- 3 - Signed President of Hockey Operations, John Davidson to a contract extension.
- 9 - Signed forward Kyle Hagel to a two-way contract.
- 26 - Awarded Assistant Coaches Ray Bennett, Brad Shaw, Goaltending Consultant Corey Hirsch and Video Coach Scott Masters contract extensions.
- 31 - Re-Signed forward Patrik Berglund.

**March, 2011**

- 18 - Signed defenseman Cade Fairchild.
- 23 - Signed defenseman David Shields.

**February, 2011**

- 18 - Acquired the rights to unsigned draft choice Brock Boukeboom and a third round draft choice in 2011 (Jordan Binnington) from Tampa Bay in exchange for defenseman Eric Brewer.
- 19 - Acquired Kevin Shattenkirk, Chris Stewart and a 2011 conditional second draft choice (Ty Rattie) from Colorado in exchange for Erik Johnson, Jay McClement and a 2011 conditional first round draft choice (Duncan Siemens).
- 27 - Acquired a second round draft choice in 2011 (Joel Edmundson) from Buffalo in exchange for Brad Boyes.
- 28 - Acquired a third round draft choice in 2012 (Mackenzie MacEachern) from Anaheim in exchange for Brad Winchester.

**January, 2011**

- 18 - Signed forward Kyle Wellwood.

**December, 2010**

- 28 - Signed forward Marek Svatos.

**November, 2010**

- 12 - Signed forward David Backes to a five-year contract extension.

**August, 2010**

- 2 - Re-Signed defenseman Erik Johnson.
- 3 - Acquired forward Graham Mink from Florida in exchange for defenseman T.J. Fast.
- 4 - Named Bill Armstrong director of amateur scouting.
- Signed forward Dave Schachtard.
- 11 - Signed defenseman Dean Arsenne.
- 30 - Signed forward David Spina.
- 31 - Named Dan Brooks Assistant Coach for the Peoria Rivermen

**July, 2010**

- (Doug Armstrong-2010)
- 1 - Named Doug Armstrong Executive Vice President and General Manager.
- Re-Signed forward Alex Steen.
- Signed forward Vladimir Sobotka.
- Named Dave Taylor Director of Player Personnel.
- 2 - Re-Signed forward Brad Winchester.
- 6 - Signed goaltender Jaroslav Halak.
- Re-Signed defenseman Carlo Colaiacovo and forward Cam Janssen.
- 12 - Signed defensemen Brennan Evans and Nathan Oysterick.
- 13 - Re-Signed forward Nicholas Drazenovic.

- 15 - Re-Signed defenseman Tyson Strachan.
- 16 - Signed forward T.J. Hensick.
- 19 - Re-Signed forward Ryan Reaves.
- 21 - Re-Signed forward David Perron.
- 28 - Re-Signed forward D.J. King.
- Acquired Stefan Della Rovere from Washington in exchange for D.J. King.

**June, 2010**

- 1 - Named Scott Mellanby as assistant coach.
- Signed forward Jori Lehtera.
- 10 - Signed defenseman David Rundblad.
- 14 - Signed defenseman Nikita Nikitin.
- 15 - Named Jared Bednar head coach of the Peoria Rivermen.
- 17 - Acquired goaltender Jaroslav Halak from Montreal in exchange for forwards Lars Eller and Ian Schultz.
- Acquired forward T.J. Hensick from Colorado in exchange for forward Julian Talbot.
- 18 - Named Corey Hirsch as goaltending coach.
- Re-Signed forward Matt D'Agostini.
- 25 - Acquired Ottawa's first round selection, 16th overall (Vladimir Tarasenko) in exchange for defenseman David Rundblad.
- 26 - Acquired forward Vladimir Sobotka from Boston in exchange for the rights to defenseman David Warsofsky.

**May, 2010**

- 12 - Signed forward Tyler Shattock.
- 14 - Signed forward Anthony Nigro.
- 19 - Re-Signed forward Adam Cracknell.

**April, 2010**

- 7 - Announced the retirement of Keith Tkachuk.
- 14 - Awarded Davis Payne a contract extension.

**March, 2010**

- 1 - Acquired Joe Fallon from Chicago in Exchange For Hannu Toivonen and Danny Richmond.
- 2 - Acquired Matt D'Agostini from Montreal in exchange for Aaron Palushaj.
- 22 - Signed defenseman Ian Cole.
- 30 - Signed defenseman Brett Ponich.

**February, 2010**

- 11 - Acquired defenseman Nate Guenin from Pittsburgh in exchange for defenseman Steve Wagner.

**January, 2010**

- 2 - Relieved Andy Murray of head coaching duties.
- Named Davis Payne interim head coach.
- Named Rick Wamsley interim head coach of the Peoria Rivermen.
- 18 - Named Tyler Love as goaltending consultant.

**December, 2009**

- 8 - Acquired forward Pascal Pelletier from Columbus in exchange for Brendan Bell and Tomas Kana.

**September, 2009**

- 9 - Signed forward Derek Armstrong.
- 15 - Exercised the option for Head Coach Andy Murray through 2010-11 season.
- 25 - Signed defenseman Darryl Sydor.

**August, 2009**

- 11 - Named Drake Berehowsky Assistant Coach for the Peoria Rivermen.

**July, 2009**

- 1 - Signed goaltender Ty Conklin.
- 6 - Re-Signed forward B.J. Crombeen.
- 8 - Signed forward Ian Schultz.
- 9 - Agreed to terms with goaltender Hannu Toivonen.
- 20 - Signed defensemen Justin Fletcher and Danny Richmond.
- 21 - Re-Signed defenseman Steve Wagner.
- 23 - Signed forwards Adam Cracknell and Barry Tallackson.
- 25 - Re-Signed defenseman Roman Polak.
- 29 - Signed defenseman Bryce Lampman.

- 31 - Signed defenseman Brendan Bell.

**June, 2009**

- 19 - Re-Signed forward Keith Tkachuk.
- 27 - Acquired a seventh round draft choice (Maxwell Tardy) in 2009 from Nashville in exchange for a seventh round draft choice (David Elser) in 2010.
- 29 - Agreed to terms with defenseman Mike Weaver and forward Brad Winchester.

**May, 2009**

- 8 - Awarded Assistant General Manager and Director of Amateur Scouting Jarmo Kekalainen a contract extension.
- Awarded Kevin McDonald a contract extension and named him Assistant General Manager in addition to his Director of Professional Scouting duties.
- 15 - Awarded Assistant Coaches Ray Bennett, Brad Shaw and Rick Wamsley contract extensions.
- 26 - Re-Signed forward Jay McClement.

**April, 2009**

- 3 - Signed forward Aaron Palushaj.

**March, 2009**

- 4 - Acquired Danny Richmond from Pittsburgh in exchange for Andy Wozniwski.

**February, 2009**

- 9 - Signed forward Andy McDonald to a four-year contract extension.

**December, 2008**

- 19 - Acquired forward Jonathan Flewisch from Pittsburgh in exchange for a conditional sixth round draft choice in 2010.

**November, 2008**

- 18 - Claimed forward B.J. Crombeen on waivers.
- 24 - Acquired defenseman Carlo Colaiacovo and forward Alex Steen from Toronto in exchange for Lee Stempniak.

**October, 2008**

- 9 - Signed defenseman Tyson Strachan.
- 21 - Claimed forward David Koci on waivers.
- 22 - Signed goaltender Jake Allen.
- 30 - Signed goaltender Chris Holt.

**September, 2008**

- 4 - Signed defenseman Alex Pietrangolo.
- 24 - Signed defenseman Mark Candari.

**July, 2008**

- 1 - Re-Signed forward David Backes.
- 10 - Signed defenseman Mike Weaver as a free agent.
- 14 - Re-Signed forward Jay McClement.
- Signed forward Matt Foy as a free agent.
- 15 - Signed forward Cam Paddock and Steve Regier as free agents.
- 16 - Re-Signed defenseman Jeff Woywitka.
- Signed forward Brad Winchester as a free agent.
- 17 - Signed defenseman Andy Wozniwski as a free agent.

**June, 2008**

- 4 - Acquired the rights to defenseman T.J. Fast from Los Angeles in exchange for a fifth round draft choice in 2009 (Los Angeles traded to Florida, Florida drafted Wade Megan).
- 19 - Traded forward Jamal Mayers to Toronto in exchange for a third round draft choice in 2008 (James Livingston).
- 20 - Acquired goaltender Chris Mason from Nashville in exchange for a fourth round draft choice in 2008 (Nashville traded to New York Rangers, Rangers drafted Dale Weise).
- 21 - Acquired a seventh round draft choice in 2008 (Paul Karpowich) from Los Angeles in exchange for a seventh round draft choice in 2009 (Nic Dowd).

**May, 2008**

- 29 - Extended the contract of General Manager Larry Pleau through the 2009-10 season.
- Named Doug Armstrong Vice President of Player Personnel.

**April, 2008**

- 16 - Relieved Peoria Rivermen head coach Dave Baseggio of his coaching duties.

**March, 2008**

- 11 - Signed goaltender Ben Bishop.
- 19 - Signed forward Julian Talbot.

**February, 2008**

- 10 - Signed goaltender Chris Beckford-Tseu to a professional contract.
- 25 - Re-Signed defenseman Barret Jackman.
- 26 - Acquired Cam Janssen from New Jersey in exchange for Bryce Salvador.
- Acquired a fourth round draft choice in 2008 (traded to Nashville for Chris Mason which Nashville traded to New York Rangers, Rangers drafted Dale Weise) from the New York Rangers in exchange for Christian Backman.

**December, 2007**

- 13 - Michael McCarthy Named Vice Chairman of the St. Louis Blues.
- 14 - Acquired Andy McDonald from Anaheim in exchange for Doug Weight, Michal Birner and a seventh round draft choice in 2008 (traded to Los Angeles which was traded back to St. Louis, St. Louis drafted Paul Karpowich).

**November, 2007**

- 8 - Traded goaltender Jason Bacashihua to Colorado in exchange for future considerations.

**October, 2007**

- 4 - Signed forward Mike Johnson.

**September, 2007**

- 5 - Signed forward David Perron.

**August, 2007**

- 1 - Acquired forward Francois-Pierre Guenette from Vancouver in exchange for forward Zack Fitzgerald.
- 9 - Re-Signed goaltender Jason Bacashihua, defensemen Matt Walker, Jeff Woywitka and forwards Mike Glumac, D.J. King, Charles Linglet and Yan Stastny.
- Signed defenseman Alex Brooks.
- 21 - Signed forward Chris Porter.

**July, 2007**

- 1 - Signed forward Paul Kariya as a free agent.
- Re-Signed defenseman Barret Jackman.
- 3 - Signed defenseman Micki DuPont as a free agent.
- 23 - Acquired goaltender Hannu Toivonen from Boston in exchange for forward Carl Soderberg.
- 25 - Signed forward Lee Stempniak to a multi-year contract.

**June, 2007**

- 1 - Signed Patrik Berglund, Jonas Junland, Martin Kariya, Nikolai Lemtyugov and Juuso Riksman to NHL contracts.
- 19 - Signed forward Jean-Guy Trudel.
- 22 - Traded first round draft choice in 2007 to San Jose (Logan Couture) in exchange for Toronto's first round draft choice in 2007 (previously acquired, St. Louis drafted Lars Eller), Toronto's second round draft choice in 2007 (previously acquired, St. Louis drafted Aaron Palushaj) and San Jose's third round draft choice in 2008 (Ian Schultz).
- Traded Atlanta's first round draft choice in 2007 to Calgary (previously acquired, Calgary drafted Mikael Backlund) along with a third round draft choice in 2007 (John Negrin) in exchange for Calgary's first round draft choice in 2007 (Ian Cole).
- 26 - Acquired the rights to Keith Tkachuk from Atlanta along with future considerations in exchange for a conditional 1st round draft choice in 2008 (previously acquired from Atlanta



- on Feb. 25, 2007, Atlanta drafted Zach Bogosian).
- 30 - Signed forward Keith Tkachuk.
- May, 2007**
- 9 - Extended the contracts of assistant coaches Ray Bennett, Brad Shaw Rick Wamsley, and video coach Scott Masters. Extended the contracts of Peoria Rivermen head coach Dave Baseggio and assistant coach Brent Thompson.
- 23 - Signed Nicholas Drazenovic, Alexander Hellstrom, Tomas Kana and Ryan Reaves to NHL contracts.
- April, 2007**
- 19 - Signed defenseman Erik Johnson to an NHL contract.
- 24 - Re-Signed forward Trent Whitfield.
- March, 2007**
- 20 - Signed defenseman Steve Wagner.
- February, 2007**
- 24 - Eric Brewer and Manny Legace agreed to contract extensions.
- 25 - Acquired a first round draft choice in 2007 (traded to Calgary for their 18th choice which the Blues drafted Ian Cole), a third round draft choice in 2007 (Brett Sonne), a second round draft choice in 2008 (Philip McRae) and forward Glen Metropolit from Atlanta in exchange for Keith Tkachuk.
- 27 - Acquired Ville Nieminen, Jay Bariball and a first round draft choice in 2007 (David Perron) in exchange for Bill Guerin. Acquired Brad Boyes from Boston in exchange for Dennis Wideman. Jamal Mayers agreed to contract extension.
- January, 2007**
- 1 - Signed Charles Linglet to an NHL contract.
- 16 - Acquired forward Yan Stastny from Boston in exchange for a fifth round draft choice in 2007 (Denis Ruel).
- December, 2006**
- 11 - Relieved Mike Kitchen of coaching duties. Named Andy Murray head coach.
- 13 - Named Ray Bennett as Assistant Coach.
- November, 2006**
- 6 - Named Al MacInnis Vice President of Hockey Operations.
- October, 2006**
- 31 - Claimed forward Joel Perrault on waivers.
- September, 2006**
- 14 - Signed forward Radek Dvorak.
- August, 2006**
- 2 - Signed forward Martin Rucinsky.
- 8 - Signed goaltender Manny Legace.
- 9 - Signed Christian Backman to a multi-year contract.
- 18 - Signed defenseman Jamie Rivers.
- July, 2006**
- 1 - Re-Signed forward Dallas Drake. Signed defenseman Jay McKee.
- 2 - Signed head coach Mike Kitchen to a multi-year contract. Signed forward Doug Weight.
- 3 - Signed forward Dan Hinote. Signed forward Bill Guerin.
- 4 - Re-Signed forward Petr Cajanek.
- 7 - Named Rick Wamsley assistant coach/goaltending coach.
- 11 - Named Brad Shaw assistant coach.
- 17 - Re-signed forward Jay McClement. Announced that goaltender Jason Bacashihua, defensemen Eric Brewer, Doug Lynch, Aaron MacKenzie and Jeff Woywitka along with forwards Jon DiSalvatore, Tomas Mojzis and Peter Sejna accepted qualifying offers.
- 27 - Named Dave Baseggio head coach for the Peoria Rivermen.

- June, 2006**
- 1 - Signed goaltender Marek Schwarz, defenseman Roman Polak and forwards Michal Birner and Carl Soderberg.
- 24 - Traded a first round draft choice in 2006 (Matthew Correnta) to New Jersey and Vancouver's third round draft choice in 2006 (previously acquired, New Jersey drafted Vladimir Zharkov) in exchange for a first round draft choice in 2006 (Patrik Berglund).
- 29 - Re-Signed forward Ryan Johnson and defenseman Matt Walker.
- 30 - Named John Davidson President of Hockey Operations. Awarded Senior Vice President and General Manager Larry Pleau a contract extension through 2007-2008 season.
- April, 2006**
- 25 - Signed forward Magnus Kahnberg.
- March, 2006**
- 9 - Acquired forward Tomas Mojzis and a third round draft choice (traded to New Jersey in which the Devils drafted Vladimir Zharkov) in 2006 from Vancouver in exchange for defenseman Eric Weinrich.
- 15 - Signed forward David Backes.
- January, 2006**
- 29 - Acquired forward Timofei Shishkanov from Nashville in exchange for forward Mike Sillinger.
- 30 - Acquired a first round draft choice in 2006 (traded to New Jersey for their 25th choice which the Blues drafted Patrik Berglund), a fourth round draft choice in 2006 (Reto Berra), a fourth round draft choice in 2007 and Jesse Boulerice, Magnus Kahnberg and Mike Zigomanis in exchange for Doug Weight and Erkki Rajamaki.
- 31 - Claimed goaltender Craig Anderson on waivers.
- December, 2005**
- 3 - Claimed defenseman Kevin Dallman on waivers from Boston.
- 10 - Acquired defenseman Steve Poapst from Pittsburgh in exchange for forward Eric Boguniecki.
- 30 - Claimed forward Vladimir Orszagh on waivers from Phoenix.
- November, 2005**
- 29 - Claimed forward Simon Gamache on waivers from Nashville.
- October, 2005**
- 4 - Named Don Granato as assistant coach.
- September, 2005**
- 9 - Announced the retirement of defenseman Al MacInnis.
- 13 - Signed forward Scott Young.
- August, 2005**
- 1 - Signed forward Aaron Downey.
- 2 - Acquired defensemen Eric Brewer, Doug Lynch and Jeff Woywitka from Edmonton in exchange for defenseman Chris Pronger. Signed forwards Jeff Hoggan, Ryan Ramsay and Trent Whitfield.
- 5 - Named Brent Thompson Assistant Coach for the Peoria Rivermen.
- 9 - Signed forward Dean McAmmond. Re-Signed defenseman Bryce Salvador. Announced that forwards Eric Boguniecki and Colin Hemingway accepted qualifying offers.
- 12 - Re-Signed forwards Mike Glumac and Mark Rycroft along with defenseman Mike Stuart. Announced that forward Ryan Johnson and defenseman Trevor Byrne accepted qualifying offers.
- 15 - Re-Signed forwards Jamal Mayers and Peter Sejna along with defenseman Brett Scheffelmayer. Announced that defenseman Eric Brewer accepted a qualifying offer.
- 24 - Traded forward John Pohl to Toronto in exchange for future considerations.

- July, 2005**
- 28 - Exercised its rights to pick-up the options for the 2005-06 season for goaltender Patrick Lalime, and defensemen Andy Roach and Matt Walker.
- 29 - Signed Zack Fitzgerald and Lee Stempniak to entry-level contracts.
- June, 2005**
- 3 - Named Jarmo Kekalainen assistant general manager.
- 16 - Named Kevin McDonald General Manager of Hockey Operations for the Peoria Rivermen. Named Steve Pleau Associate Head Coach for the Peoria Rivermen.
- 22 - Awarded Head Coach Mike Kitchen a contract extension through 2005-06 season. Named Curt Fraser assistant coach.
- September, 2004**
- 10 - Re-Signed defenseman Christian Backman, goaltenders Chris Beckford-Tseu and Curtis Sanford along with forwards Erkki Rajamaki and Konstantin Zakharov.
- 13 - Re-Signed defenseman Barret Jackman.
- August, 2004**
- 5 - Re-Signed forward Petr Cajanek.
- July, 2004**
- 5 - Re-Signed defenseman Eric Weinrich.
- 12 - Re-Signed forward Mike Sillinger.
- 15 - Signed goaltender Patrick Lalime & re-signed forward Jamal Mayers.
- 30 - Re-Signed defenseman Chris Pronger.
- June, 2004**
- 24 - Awarded contract extensions to Worcester IceCats Head Coach Don Granato and Director of Amateur Scouting Jarmo Kekalainen.
- 25 - Acquired goaltender Jason Bacashihua from Dallas in exchange for defenseman Shawn Belle.
- 27 - Acquired goaltender Patrick Lalime from Ottawa in exchange for a conditional fourth round draft choice (Ilya Zubov) in the 2005 Entry Draft.
- 29 - Re-Signed goaltender Reinhard Divis, defensemen Trevor Byrne and Aaron MacKenzie and forwards Eric Boguniecki, Blake Evans, Mike Glumac, Johnny Pohl and Mark Rycroft.
- 30 - Agreed to new contracts with forward Dallas Drake and defenseman Alexander Khavanov. Re-Signed forward Ryan Johnson. Signed forwards Jon DiSalvatore and D.J. King along with defensemen Andy Roach, Patrick Wellar and Dennis Wideman.
- March, 2004**
- 4 - Acquired forward Mike Sillinger from Phoenix in exchange for goaltender Brent Johnson.
- 9 - Acquired forward Brian Savage from Phoenix in exchange for future considerations.
- February, 2004**
- 9 - Acquired defenseman Eric Weinrich from Philadelphia in exchange for a fifth round draft choice (Gino Pisellini) in the 2004 Entry Draft.
- 24 - Relieved Joel Quenneville of coaching duties. Named Mike Kitchen head coach and Keith Allain as interim assistant coach.
- January, 2004**
- 30 - Claimed forward Pascal Rheaume on waivers.
- December, 2003**
- 22 - Signed forward Scott Pellerin as a free agent.
- October, 2003**
- 10 - Signed defensemen Trevor Byrne and Aaron MacKenzie along with forward Colin Hemingway.
- 27 - Acquired forward Erkki Rajamaki from Tampa Bay in exchange for an eighth round draft choice (Justin Keller)

- in the 2004 Entry Draft.
- 28 - Awarded Senior Vice President and General Manager Larry Pleau a contract extension through 2005-2006 season.
- September, 2003**
- 5 - Signed defenseman Murray Baron as a free agent.
- 17 - Named Brent Karasiuk President and General Manager of the Worcester IceCats.
- 19 - Named Kevin McDonald Director of Professional Scouting.
- August, 2003**
- 7 - Re-Signed forward Pavol Demitra.
- July, 2003**
- 16 - Re-Signed goaltender Brent Johnson, along with defensemen Tom Koivisto, Christian Laflamme and Bryce Salvador and forwards Mike Danton, Ryan Johnson, and Steve Martins.
- 25 - Re-Signed forward Reed Low and defenseman Matt Walker.
- 31 - Re-Signed goaltender Cody Rudkowsky and forward Marc Brown.
- June, 2003**
- 11 - Signed goaltender Chris Osgood.
- 21 - Acquired a second round pick (David Backes) in the 2003 Entry Draft from Tampa Bay in exchange for Cory Stillman. Acquired Mike Danton and a third round pick (Konstantin Zakharov) in the 2003 Entry Draft from New Jersey in exchange for a third round pick (Ivan Khomutov) in the 2003 Entry Draft. Acquired a fifth round pick (Lee Stempniak) in the 2003 Entry Draft from Phoenix in exchange for Tyson Nash.
- 30 - Re-Signed goaltender Reinhard Divis, defenseman Aris Brimanis along with forwards Jeff Panzer and Sergei Varlamov.
- April, 2003**
- 6 - Signed forward Peter Sejna as a free agent.
- March, 2003**
- 11 - Acquired forward Valeri Bure from Florida along with a 2004 conditional draft pick in exchange for defenseman Mike Van Ryn. Acquired goaltender Chris Osgood from the N.Y. Islanders along with a third round pick (Konstantin Barulin) in the 2003 Entry Draft in exchange for forward Justin Papineau and a second round pick (Jeremy Colliton) in the 2003 Entry Draft.
- 20 - Signed forward Greg Black as a free agent.
- February, 2003**
- 14 - Signed forward Jay McClement.
- 19 - Claimed forward Ryan Johnson on waivers.
- January, 2003**
- 15 - Claimed forward Steve Martins on waivers.
- December, 2002**
- 5 - Traded defenseman Dale Clarke to Colorado for a conditional draft choice.
- November, 2002**
- 4 - Signed goaltender Tom Barrasso as a free agent.
- October, 2002**
- 8 - Signed forward Eric Boguniecki to a contract extension.
- 30 - Signed forward Martin Rucinsky as a free agent.
- September, 2002**
- 12 - Re-signed forward Keith Tkachuk.
- August, 2002**
- 1 - Named Ted Hampson director of player evaluation. Named Jarmo Kekalainen director of amateur scouting.
- 9 - Signed defenseman Aris Brimanis as a free agent.

**July, 2002**

- 3 - Signed center Petr Cajanek.
- 10 - Signed defenseman Tom Koivisto.  
Re-Signed defenseman Jeff Finley.
- 12 - Signed defenseman Christian Backman.
- 15 - Signed forward Keith Tkachuk and goaltender Fred Brathwaite to qualifying offers.
- 16 - Signed forwards Steve Dubinsky and Eric Nickulas, and defenseman Steve Bancroft.
- 19 - Re-signed defensemen Alexander Khavanov and Christian Laflamme.
- 23 - Signed forward Jason Dawe.
- 24 - Re-Signed forwards Jamal Mayers and Daniel Corso.
- 31 - Re-Signed forwards Cory Stillman, Daniel Tkaczuk, Marc Brown, and Mark Rycroft along with defenseman Dale Clarke and goaltender Cody Rudkowsky.

**June, 2002**

- 25 - Named Don Lever assistant coach.
- 27 - Exercised the options on the contracts of goaltender Brent Johnson, right wing Reed Low and centers Mike Eastwood and Eric Boguniecki for the 2002-03 season.

**May, 2002**

- 16 - Announced the retirement of assistant coach Jim Roberts.

**March, 2002**

- 6 - Claimed forward Ted Donato on waivers.
- 18 - Acquired forward Ray Ferraro from Atlanta in exchange for a fourth round selection (Lane Mason) in the 2002 Entry Draft.

**February, 2002**

- 11 - Acquired forward Shjon Podein from Colorado in exchange for Mike Keane.

**December, 2001**

- 5 - Acquired defenseman Steve Halko from Carolina and a fourth round draft selection (later traded to Atlanta in which they selected Lane Mason) in the 2002 NHL Entry Draft in exchange for Sean Hill.

**November, 2001**

- 6 - Signed free agent defenseman Marc Bergevin.

**August, 2001**

- 21 - Signed Christian Laflamme as a free agent.

**July, 2001**

- 1 - Acquired forwards Doug Weight and Michel Riesen for forwards Marty Reasoner and Jochen Hecht and defenseman Jan Horacek.
- 5 - Signed free agents Mike Keane and Rich Pilon.

**June, 2001**

- 23 - Acquired goaltender Fred Brathwaite and forwards Daniel Tkaczuk and Sergei Varlamov along with a 2001 ninth round draft pick (Grant Jacobsen) for goaltender Roman Turek and a 2001 fourth round draft pick (Yegor Shastin).

**May, 2001**

- 7 - Signed Greg Davis and Jeff Panzer as free agents.

**March, 2001**

- 4 - Claimed forward Sebastian Bordeleau off waivers from Nashville.
- 5 - Acquired defenseman Alexei Gusarov from the New York Rangers for defensemen Peter Smek.
- 13 - Acquired Keith Tkachuk from Phoenix for forwards Michal Handzus, Ladislav Nagy, Jeff Taffe and a 2002 first round draft choice (Ben Eager).  
Acquired forward Cory Stillman from Calgary for forward Craig Conroy and a seventh round draft pick (David Moss) in the 2001 NHL Entry Draft.

**February, 2001**

- 10 - Acquired forward Scott Mellanby from Florida for David Morisset and a 2002 fifth round draft pick or a compensatory draft pick (Vince Bellissimo).

**December, 2000**

- 18 - Acquired forward Eric Boguniecki from Louisville for forward Andrej Podkonicky.
- 28 - Acquired defenseman Dan Trebil from Pittsburgh for Marc Bergevin.

**September, 2000**

- 19 - Awarded Head Coach Joel Quenneville a contract extension through 2003-2004.

**August, 2000**

- 24 - Signed Reid Simpson as a free agent.

**July, 2000**

- 1 - Signed Dallas Drake and Sean Hill as free agents.
- 14 - Signed Dwayne Roloson as a free agent.
- 27 - Signed Chris Murray as a free agent.

**June, 2000**

- 12 - Signed Vladimir Chebaturkin as a free agent. Signed Matt Walker and Alex Khavanov to contracts.
- 30 - Signed Mike Van Ryn as a free agent.

**May, 2000**

- 15 - Signed Dale Clarke, Mark Rycroft and Shawn Mamane as free agents.

**March, 2000**

- 22 - Signed forward Roger Trudeau.

**February, 2000**

- 1 - Signed Darren Rumble as a free agent.
- 9 - Acquired defenseman Dan Kezmer from the Nashville Predators in exchange for defenseman Rory Fitzpatrick.

**January, 2000**

- 13 - Acquired forward Stephane Richer from the Tampa Bay Lightning in a trade for defenseman Chris McAlpine and goaltender Rich Parent.

**December, 1999**

- 11 - Claimed forward Bob Bassen off waivers.

**November, 1999**

- 18 - Announced the retirement of forward Geoff Courtnall.

**October, 1999**

- 20 - Signed free agent defenseman Dave Ellett.  
Acquired forward Derek King from the Toronto Maple Leafs for an exchange of 8th round draft choices in the 2000 NHL Entry Draft and defenseman Tyler Hariton.

**September, 1999**

- 4 - Traded goaltender Grant Fuhr to Calgary for Calgary's 3rd round draft choice in the 2000 NHL Entry Draft (Justin Papineau). Signed defenseman Peter Smek.
- 27 - Signed defenseman Barret Jackman.
- 30 - Claimed defenseman Todd Reirden off waivers from the Edmonton Oilers.

**August, 1999**

- 16 - Signed goaltender Roman Turek to a multi-year contract.
- 25 - Signed Sylvain Blouin as a free agent.

**July, 1999**

- 15 - Signed defenseman Libor Prochazka.

**June, 1999**

- 3 - Signed center Tyler Rennette and defenseman Jame Pollock.
- 20 - Acquired Roman Turek from Dallas in exchange for St. Louis' compensatory third round draft choice (Dan Jancevski) in the

**1999 NHL Entry Draft.****May, 1999**

- 25 - Signed Jaroslav Obsut as a free agent.

**April, 1999**

- 3 - Larry Pleau and John Ferguson, Jr. receive contract extensions.

**March, 1999**

- 1 - Signed Jim Carey as a free agent.
- 4 - Didier Tremblay agreed to a contract.
- 18 - Acquired Brad Shaw and an eighth round choice (Colin Hemingway) in the 1999 Entry Draft from Washington in exchange for a sixth round choice (Kyle Clark) in the 1999 Entry Draft.
- 23 - Re-acquired Blair Atcheynum from Nashville for a sixth round draft choice in the 2000 Entry Draft.
- 25 - Signed Cody Rudkowsky as a free agent.

**February, 1999**

- 13 - Acquired Jeff Finley and Geoff Smith from the NY Rangers for future considerations.
- 22 - Traded Chris Kenady to the NY Rangers, completing the transaction from February 13, which the Blues acquired Jeff Finley and Geoff Smith for future considerations.

**December, 1998**

- 30 - Claimed Todd Gill off waivers by Detroit.

**September, 1998**

- 1 - Named Mike Kitchen Assistant Coach.
- 4 - Agreed to contracts with Kevin Dahl and Kevin Sawyer.

**August, 1998**

- 28 - Named Keith Allain Goaltending Coordinator.

**July, 1998**

- 16 - Signed Scott Young as a free agent.
- 24 - Agreed to contracts with Deker Bekar, Tyler Hariton, Ladislav Nagy, Tyson Nash, Andrei Podkonicky, Marty Reasoner, and Jason Widmer.

**June, 1998**

- 26 - Nashville claimed Blair Atcheynum in the Expansion Draft. Darren Turcotte and the highest compensatory pick in the second round of the 1999 Entry Draft to Nashville (later traded to Florida - Florida selected Alexander Auld) for future considerations.

**May, 1998**

- 5 - Agreed to terms with Jan Horacek.

**March, 1998**

- 18 - Agreed to a contract with Daniel Corso.
- 24 - Acquired Todd Gill from San Jose for Joe Murphy.  
Acquired Mike Eastwood from the NY Rangers in exchange for Harry Roth.
- 26 - Signed Matt Smith as a free agent.

**January, 1998**

- 3 - Signed Michel Picard as a free agent.

**October, 1997**

- 3 - Agreed to a contract with Michal Handzus.  
Signed Lubos Bartecko and Tyler Willis as free agents.

**September, 1997**

- 11 - Agreed to contracts with Chris Kenady and Jochen Hecht.
- 29 - Acquired Kelly Chase from Toronto for future considerations.

**August, 1997**

- 12 - Signed Blair Atcheynum, Bruce Ramsay and Terry Yake as free agents.
- 25 - Acquired Steve Duchesne from Ottawa in exchange for Igor

**Kravchuk.**

- 29 - Signed Shayne Toporowski as a free agent.

**July, 1997**

- 8 - Signed Rudy Poeschek as a free agent.
- 16 - Signed Terry Hollinger, Rich Parent and Terry Virtue as free agents.
- 24 - Acquired Darren Turcotte in exchange for Stephane Matteau.

**June, 1997**

- 2 - Acquired Brent Johnson from Colorado in exchange for a third round selection in 1997 Entry Draft and a conditional third round selection in 2000 Entry Draft.  
Signed Reed Low and Scott Roche as free agents.
- 27 - Acquired Alexander Godnyuk and a sixth round selection in the 1998 Entry Draft in exchange for Steve Leach. (Larry Pleau-1997)

**March, 1997**

- 14 - Signed Pavol Demitra as a free agent (acquired rights from Ottawa for Christer Olsson on November 27, 1996).

**February, 1997**

- 11 - Acquired Chris McAlpine from and a ninth round selection in 1999 Entry Draft from New Jersey in exchange for Peter Zezel.

**November, 1996**

- (Ron Caron-1996)
- 13 - Acquired Sergio Momesso from the NY Rangers in exchange for Brian Noonan.
- 26 - Acquired Mike Peluso and Ricard Persson from New Jersey in exchange for Ken Sutton and a second round selection in 1999 Entry Draft.
- 27 - Acquired Pavol Demitra from Ottawa in exchange for Christer Olsson.

**October, 1996**

- 29 - Acquired Pierre Turgeon, Craig Conroy and Rory Fitzpatrick from Montreal in exchange for Shayne Corson, Murray Baron and a fifth round selection in 1997 Entry Draft.

**September, 1996**

- 26 - Signed Gary Leeman as a free agent.

**July, 1996**

- 3 - Signed Joe Murphy, Scott Pellerin, Jim Campbell, David Williams, Jamie McLennan and Harry York as free agents.
- 6 - Signed Trent Yawney as a free agent.
- 9 - Signed Marc Bergevin as a free agent.
- 31 - Signed Kevin Plager as a free agent.

**March, 1996**

- 12 - Acquired future considerations from Edmonton in exchange for Dave Roberts.  
Acquired Glenn Anderson from Edmonton via waivers.
- 15 - Acquired Craig MacTavish from Philadelphia in exchange for Dale Hawerchuk.
- 19 - Acquired Charlie Huddy and a seventh round choice (Daniel Corso) in 1996 Entry Draft from Buffalo in exchange for rights to Denis Hamel.
- 20 - Acquired a sixth round choice (Stephen Wagner) in 1996 Entry Draft from Pittsburgh in exchange for J.J. Daigneault.  
Dallas Eakins to Winnipeg via waivers.  
Acquired Yuri Khmylev and a eighth round choice (Andrei Podkonicky) in 1996 Entry Draft from Buffalo in exchange for Jean-Luc Grand-Pierre, Ottawa's second round choice (previously acquired, Buffalo selected Cory Sarich) in 1996 Entry Draft and St. Louis' third round choice (Maxim Afinogenov) in 1997 Entry Draft.

**February, 1996**

- 27 - Acquired Wayne Gretzky from Los Angeles in exchange for Craig Johnson, Patrice Tardif, Roman Vopat, and a first round choice (Matt Zultek) in 1997 Entry Draft and a fifth round choice (Peter Hogan) in 1996 Entry Draft to Los Angeles.



**January, 1996**

- 4 - Acquired Igor Kravchuk and Ken Sutton from Edmonton in exchange for Donald Dufresne and Jeff Norton.  
Acquired Mike Hudson from Toronto via waivers.
- 29 - Acquired Rob Pearson from Washington in exchange for Denis Chasse.

**December, 1995**

- 28 - Acquired Stephane Matteau from NY Rangers in exchange for Ian Laperriere.

**November, 1995**

- 1 - Acquired a third round choice (Ville Nieminen) in the 1997 Entry Draft (later traded to Colorado) from NJ Devils in exchange for Esa Tikkanen.
- 7 - Acquired J.J. Daigneault from Montreal in exchange for Pat Jablonski.

**October, 1995**

- 2 - Claimed Pat Jablonski off waivers from Toronto.
- 19 - Signed Peter Zedel as a free agent.

**September, 1995**

- 28 - Acquired Dallas Eakins from Florida in exchange for a fourth round choice (Ivan Novoseltsev) in 1997 Entry Draft.

**August, 1995**

- 4 - Curtis Joseph and the rights to Michael Grier to Edmonton for St. Louis' first round choices (previously acquired) in 1996 Entry Draft (St. Louis selected Marty Reasoner) and 1997 Entry Draft (later traded to Los Angeles - Los Angeles selected Matt Zuletek) as compensation for signing Shayne Corson on July 28, 1995.  
Acquired a second round choice (later traded to Buffalo - Buffalo selected Cory Sarich) in 1996 Entry Draft in exchange for Steve Duchesne to Ottawa.
- 10 - Signed Bruce Racine as a free agent.

**July, 1995**

- 8 - Signed Dale Hawerchuk as a free agent.
- 14 - Signed goaltender Grant Fuhr as a free agent.
- 27 - Acquired Chris Pronger from Hartford in exchange for Brendan Shanahan.
- 28 - Signed Shayne Corson as a free agent.

**April, 1995**

- 7 - Acquired Ottawa's ninth round choice (Libor Zabransky) in 1995 Entry Draft in exchange for Dan Laperriere and a ninth round choice (Erik Kaminski) in 1995 Entry Draft.

**March, 1995**

- 6 - Acquired Jeff Norton, a fourth selection in the 1997 Entry Draft and future considerations from San Jose in exchange for Craig Janney.
- 23 - Acquired Todd Elik from San Jose in exchange for Kevin Miller.

**February, 1995**

- 4 - Signed Glenn Anderson as a free agent.
- 16 - Signed Kevin Sawyer as a free agent.

**January, 1995**

- 18 - Kelly Chase claimed on waivers by Hartford. Igor Korolev claimed off waivers by Winnipeg. Greg Gilbert claimed off waivers from NY Rangers. Donald Dufresne claimed off waivers from Los Angeles.

**October, 1994**

- 3 - Signed Tony Twist as a free agent.
- 6 - Acquired Adam Creighton from Tampa Bay in exchange for Tom Tilley.

**August, 1994**

- 19 - Acquired Guy Carbonneau from Montreal in exchange for Jim Montgomery.

- 29 - Acquired Bill Houlder from Anaheim in exchange for Jason Marshall.
- 31 - Signed Greg Parks as a free agent.

**July, 1994**

- 4 - Acquired Al MacInnis and a fourth round pick in 1997 (Didier Tremblay) from Calgary in exchange for Phil Housley and a second round pick in 1996 (Steve Begin) and 1997 (John Tripp) to Calgary.  
(Mike Keenan, 1994)
- 24 - Acquired Esa Tikkanen and Doug Lidster from NY Rangers in exchange for Petr Nedved.

**June, 1994**

- 30 - Signed Jon Casey as a free agent.

**March, 1994**

- 4 - Signed Petr Nedved as a free agent.
- 9 - Signed Peter Stastny as a free agent.
- 14 - Craig Janney and a second round pick (Dave Scatchard) in 1994 awarded to Vancouver as compensation for the Blues signing free agent Petr Nedved.
- 21 - Acquired Craig Janney in exchange for Jeff Brown, Bret Hedican and Nathan LaFayette to Vancouver in exchange for Alexei Kasatonov acquired from Anaheim in exchange for Maxim Bets and a sixth round choice (later returned to St. Louis - St. Louis selected Dennis Hamel) in 1995 Entry Draft

**January, 1994**

- 23 - Acquired Steve Duchesne and Denis Chasse from Quebec in exchange for Bob Bassen, Garth Butcher and Ron Sutter.

**October, 1993**

- 3 - Chicago claimed Rich Sutter in Waiver Draft.

**September, 1993**

- 24 - Acquired Phil Housley from Winnipeg in exchange for Nelson Emerson and Stephane Quintal.

**July, 1993**

- 29 - Acquired Jim Hrivnak from Winnipeg in exchange for a sixth round choice (Chris Kibermanis) and future considerations.
- 30 - Signed Tony Hrkac and Tom Tilley as free agents.

**June, 1993**

- 2 - Signed Jim Montgomery as a free agent.
- 24 - Anaheim claimed Guy Hebert in Expansion Draft.  
Florida claimed Dave Lowry in Expansion Draft.

**January, 1993**

- 28 - Acquired Basil McRae, Doug Crossman and a fourth round pick (Andrei Petrakov) in 1996 Entry Draft from Tampa Bay in exchange for Jason Ruff.

**November, 1992**

- 1 - Acquired Kevin Miller from Washington in exchange for Paul Cavallini.

**June, 1992**

- 18 - Ottawa claimed Dominic Lavoie in Expansion Draft.  
Tampa Bay claimed Michel Mongeau in Expansion Draft.
- 19 - Acquired future considerations from Tampa Bay in exchange for Pat Jablonski, Darin Kimble, Steve Tuttle and Rob Robinson.

**February, 1992**

- 7 - Acquired Craig Janney and Stephane Quintal from Boston in exchange for Adam Oates.
- 27 - Quebec claimed Gino Cavallini off waivers.  
Signed Philippe Bozon as a free agent.
- 29 - Signed Curt Giles as a free agent.

**November, 1991**

- 13 - Acquired Lee Norwood from Hartford in exchange for future considerations.
- 26 - Acquired eighth round choice (Igor Boldin) in 1992 Draft from Winnipeg in exchange for Mario Marois.

**October, 1991**

- 2 - Signed Bruce Shobottom as a free agent.
- 18 - Acquired Rick Zombo from Detroit in exchange for Vince Riendeau.

**September, 1991**

- 2 - Scott Stevens awarded to New Jersey as compensation for the Blues signing free agent Brendan Shanahan.
- 22 - Acquired Ron Sutter and Murray Baron from Philadelphia in exchange for Rod Brind'Amour and Dan Quinn.

**August, 1991**

- 7 - Signed Dave Mackey and Brian McKee as free agents.

**July, 1991**

- 23 - Signed Ron Hoover as a free agent.
- 24 - Signed Brendan Shanahan as a free agent.
- 30 - Dave Christian, a third round choice (Vitali Prokhorov) in 1992 and an option for the Bruins' seventh round choice (Lance Burns) in 1992 or a sixth round choice in 1993, as compensation from Boston for signing Glen Featherstone and Dave Thominson as free agents.

**May, 1991**

- 24 - Jim Vesey to Winnipeg to complete the Tom Draper trade on February 28, 1991. Tom Draper to Winnipeg for future considerations.
- 30 - San Jose claimed David Bruce in Expansion Draft.
- 31 - Signed Brian Pellerin as a free agent.

**March, 1991**

- 5 - Acquired Garth Butcher and Dan Quinn from Vancouver in exchange for Geoff Courtinall, Sergio Momesso, Cliff Ronning, Robert Dirk and fifth round pick (Brian Loney) in 1992.  
Acquired Darren Veitch from Toronto in exchange for Keith Osborne.

**February, 1991**

- 4 - Acquired Darin Kimble from Quebec in exchange for Herb Raglan, Tony Twist and Andy Rymsha.
- 28 - Acquired future considerations from Winnipeg in exchange for Tom Draper.

**October, 1990**

- 3 - Claimed Mario Marois from Quebec in Waiver Draft.  
Claimed Bob Bassen from Chicago in Waiver Draft.
- 27 - Acquired an 11th round choice (Wade Salzman) in 1992 Draft from Pittsburgh in exchange for Gordie Roberts.

**September, 1990**

- 12 - Signed Alain Raymond as a free agent.

**July, 1990**

- 12 - Signed Scott Stevens as a free agent.
- 13 - Acquired Geoff Courtinall from Washington in exchange for Peter Zedel, Mike Lalor.
- 23 - Signed David Bruce and Jeff Lamb as free agents.

**March, 1990**

- 6 - Acquired Rich Sutter, Harold Snepsts and second round choice (Craig Johnson) acquired from St. Louis in September 6, 1988 trade from Vancouver in exchange for Adrien Plavsic and St. Louis' first round (Shawn Antoski) in 1990.
- 13 - Signed Yves Heroux as a free agent.

**January, 1990**

- 22 - Acquired Ron Wilson from Winnipeg in exchange for Doug Evans.

**December, 1989**

- 12 - Todd Ewen to Montreal for return of St. Louis' third round choice (Nathan Lafayette) in 1991 previously traded to Montreal for Mike Lalor.
- 13 - Acquired Jeff Brown from Quebec in exchange for Greg Millen and Tony Hrkac.

**November, 1989**

- 10 - Acquired 1991 third round choice (Kyle Reeves) from Los Angeles in exchange for Brian Benning.

**September, 1989**

- 29 - Acquired rights to Rik Wilson from Chicago in exchange for Craig Cox.

**August, 1989**

- 21 - Signed Michel Mongeau and Rich Pion as free agents.

**July, 1989**

- 19 - Signed Rik Wilson as a free agent from Chicago.

**June, 1989**

- 15 - Acquired Adam Oates and Paul MacLean from Detroit in exchange for Bernie Federko and Tony McKegney.
- 16 - Signed Curtis Joseph as a free agent.
- 17 - Acquired Winnipeg's third choice (Denny Felsner) in 1989 Entry Draft and Winnipeg's second choice (Steve Staios) in 1991 Entry Draft in exchange for Greg Paslawski and St. Louis' third choice (Kris Draper) in 1989 Entry Draft.

**February, 1989**

- 3 - Acquired Phil DeGaetano from Boston in exchange for Scott Harlow.
- 13 - Acquired future considerations from Boston in exchange for Ron Flockhart.

**January, 1989**

- 16 - Acquired Mike Lalor from Montreal for the option to switch first round picks (Turner Stevenson) in 1990 Entry Draft and St. Louis' third round choice in 1991 Entry Draft.

**November, 1988**

- 29 - Acquired Mike Bullard from Philadelphia in exchange for Peter Zedel.

**October, 1988**

- 19 - Acquired Washington's sixth choice (Derek Frenette) in 1989 Entry Draft in exchange for Rob Whistle and St. Louis' eighth choice (Steve Martell) in 1990 Entry Draft.

**September, 1988**

- 6 - Acquired Mike Bullard, Craig Cox and Tim Corkery from Calgary in exchange for Doug Gilmour, Mark Hunter and Michael Dark. Acquired Dave Richter and a second round choice in 1990 Entry Draft from Vancouver for Robert Nordmark.
- 29 - Acquired Peter Douris from Winnipeg in exchange for Kent Carlson, St. Louis' twelfth choice (Sergei Kharin) in 1989 Draft and St. Louis' fourth choice (Scott Levins) in 1990 Entry Draft.  
Acquired Dave Lowry from Vancouver in exchange for Ernie Vargas.

**August, 1988**

- 9 - Acquired Sergio Momesso and Vince Riendeau from Montreal in exchange for Jocelyn Lemieux, Darrell May and St. Louis' second choice (Patrice Brisbois) in 1989 Entry Draft.

**March, 1988**

- 7 - Acquired Brett Hull and Steve Bozek from Calgary for Rob Ramage and Rick Wamsley.
- 8 - Charlie Bourgeois and Hartford's third choice (Blair Atcheynum) in 1989 Entry Draft - acquired earlier by St. Louis in Mark Reeds deal, October 5, 1987 for Hartford's second choice (Rick Corriveau) in 1989 Entry Draft Gordie Roberts from Philadelphia for futures.

**February, 1988**

- 2 - Acquired Ernie Vargas from Montreal for future considerations.

**January, 1988**

- 21 - Acquired Scott Harlow from Montreal for future considerations.



**December, 1987**

- 11 - Acquired Paul Cavallini from Washington for Montreal's second choice (Wade Bartley) in 1988 Entry Draft - St. Louis' property via earlier deal.

**November, 1987**

- 26 - Sold Bill Root to Philadelphia.

**October, 1987**

- 5 - Acquired Hartford's third choice in 1989 Entry Draft, later returned to Hartford in March 8, 1988 Charlie Bourgeois deal Doug Wickenheiser claimed by Hartford in Waiver Draft.
- 13 - Acquired Gaston Gingras from Montreal in exchange for Larry Trader and future considerations.
- 23 - Acquired future considerations from NY Rangers in exchange for Jim Pavese.

**September, 1987**

- 28 - Signed Ron Hardy as a free agent.

**June, 1987**

- 5 - Acquired Perry Turnbull from Winnipeg in exchange for St. Louis' fifth choice (Ken Gernander) in 1987 Entry Draft.
- 13 - Acquired Calgary's fourth choice (Andy Rymsha) and fifth choice (Dave Lacouture) in 1988 Entry Draft in exchange for Ric Nattress.
- 19 - Signed Dave Thominson as a free agent.

**May, 1987**

- 28 - Acquired Tony McKegney and Rob Whistle from NY Rangers in exchange for Bruce Bell and future considerations.

**March, 1987**

- 10 - Acquired Hartford's tenth choice (Andy Cesarski) in 1987 Entry Draft in exchange for Pat Hughes.

**October, 1986**

- 6 - Buffalo claimed Pat Hughes in Waiver Draft.
- 15 - Acquired Shawn Evans from Edmonton in exchange for Todd Ewen.
- 21 - Acquired Tim Bothwell from Hartford in exchange for Dave Barr.

**September, 1986**

- 22 - Signed Shane MacEachern and Dominic Lavoie as free agents.

**August, 1986**

- 7 - Acquired Larry Trader from Detroit in exchange for Lee Norwood.

**February, 1986**

- 1 - Acquired Eddy Beers, Charlie Bourgeois, and Gino Cavallini from Calgary in exchange for Joe Mullen, Rik Wilson and Terry Johnson.

**January, 1986**

- 31 - Acquired Kent Carlson from Montreal in exchange for Graham Herring and fifth choice (Eric Aubertin) in 1986 Entry Draft.

**October, 1985**

- 2 - Acquired Bruce Bell from Quebec in exchange for Gilbert Delorme.
- 4 - Sold Tim Bothwell to Hartford.
- 7 - Calgary claimed Craig Levie in Waiver Draft. Washington claimed Dwight Schofield in Waiver Draft. Purchased Ric Nattress from Montreal.
- 9 - Signed Darrell May as a free agent.

**September, 1985**

- 19 - Acquired Mark Johnson from New Jersey in exchange for Shawn Evans and New Jersey's fifth round choice (Mike Wolak) in 1986 Entry Draft for.
- 30 - Acquired Normand Baron from Montreal in exchange for future considerations.

**August, 1985**

- 13 - Signed Lee Norwood as a free agent.
- 26 - Acquired Ron Flockhart from Montreal in exchange for Perry Gancher.
- 29 - Acquired Rick Meagher and New Jersey's 12th choice (Bill Butler) in 1986 Entry Draft in exchange for Perry Anderson.

**June, 1985**

- 10 - Signed Doug Evans as a free agent.
- 15 - Acquired Mark Hunter, Michael Dark and Montreal's second (Herb Raglan), third (Nelson Emerson), fifth (Dan Brooks) and sixth (Rick Burchill) round choices in 1985 Entry Draft in exchange for St. Louis' first (Jose Charbonneau); second (Todd Richard); fourth (Martin Desjardins); fifth (Tom Sagissor) and sixth (Don Dufresne) round choices in 1985 Entry Draft.

**April, 1985**

- 16 - Sent Jorgen Pettersson to Hartford to complete February 21, 1985 transaction.

**February, 1985**

- 21 - Acquired Mark Johnson and Greg Millen from Hartford for Mike Liut and future considerations.

**January, 1985**

- 29 - Acquired Luc Dufour from Quebec for Alain Lemieux.

**October, 1984**

- 9 - Pittsburgh claimed Wayne Baby in Waiver Draft. Minnesota claimed Craig Levie in Waiver Draft. New Jersey claimed Dave Pichette in Waiver Draft.

**September, 1984**

- 13 - Signed Kevin LaVallee as a free agent.
- 14 - Signed Denis Cyr as a free agent.

**June, 1984**

- 9 - Acquired Rick Wamsley and Hartford's second choice (Brian Benning); Montreal property via earlier deal; Montreal's second choice (Tony Hrkac) and third choice (Robert Dirk) all in 1984 Entry Draft in exchange for St. Louis' first choice (Shayne Corson) and second (Stephane Richer) choices in 1984 Entry Draft.
- 26 - Sold rights to Dan Wood, Richard Zemlak and Roger Hagglund to Quebec.

**March, 1984**

- 2 - Hartford claimed Jack Brownschilde off waivers.
- 5 - Acquired Dave Barr and NY Rangers third choice (Alan Perry) in 1984 Draft in exchange for Larry Patey and rights to Bob Brooke.

**February, 1984**

- 10 - Acquired Dave Pichette from Quebec in exchange for Andre Dore.

**January, 1984**

- 5 - Purchased Michel Larocque from Philadelphia.

**December, 1983**

- 21 - Acquired Gilbert Delorme, Doug Wickenheiser and Greg Paslawski from Montreal in exchange for Perry Turnbull.

**October, 1983**

- 3 - Hartford claimed Bobby Crawford, Mike Crombeen and Mike Zuke off waivers.
- Claimed Terry Johnson from Quebec in Waiver Draft. Claimed Dwight Schofield from Montreal in Waiver Draft.

**September, 1983**

- 6 - Acquired Guy Chouinard from Calgary in exchange for future considerations.

**August, 1983**

- 19 - Gord Donnelly and Claude Julien to Quebec as

compensation for Blues' signing Jacques Demers.

**January, 1983**

- 4 - Acquired Andre Dore from NY Rangers in exchange for Vaclav Nedomansky and Glen Hanlon. (Ronald Caron-1983)

**October, 1982**

- 1 - Signed Darrell May as a free agent.
- Signed Curt Brackenbury as a free agent.
- 4 - NY Rangers claimed Bill Baker and Tim Bothwell in Waiver Draft. Minnesota claimed Jack Carlson in Waiver Draft.
- 6 - Claimed Vaclav Nedomansky on waivers from NYR.

**August, 1982**

- 4 - Acquired Pat Hickey from Quebec in exchange for Rick LaPointe.

**July, 1982**

- 22 - Signed Rob Tudor as a free agent.

**June, 1982**

- 3 - Kari Eloranta returned to Calgary.
- 9 - Acquired Rob Ramage from New Jersey in exchange for St. Louis' first choice (Rocky Trotter) in 1982 Entry Draft and St. Louis' first choice (John MacLean) in 1983 Entry Draft.

**March, 1982**

- 8 - Acquired Kari Eloranta from Calgary for future considerations.
- 9 - Acquired Guy Lapointe from Montreal in exchange for St. Louis' second choice (Sergio Momesso) in 1983 Entry Draft. Acquired Glen Hanlon from Vancouver in exchange for Tony Currie, Jim Nil, Rick Heinz and a fourth choice (Shawn Kilroy) in 1982 Entry Draft.

**February, 1982**

- 14 - Pittsburgh claimed Gary Edwards on waivers. In lieu of waiver price, St. Louis receives Pittsburgh's eighth choice (Don Porter) in 1984 Entry Draft.

**December, 1981**

- 4 - Acquired Bill Baker from Colorado in exchange for Joe Micheletti and Dick Lamby.

**October, 1981**

- 1 - Claimed Trevor Johansen off waivers from Colorado.
- 8 - Acquired Gary Edwards from Edmonton in Waiver Draft.

**July, 1981**

- 3 - Acquired Scott Campbell and John Markell from Winnipeg in exchange for Bryan Maxwell, Ed Staniowski and Paul MacLean.

**February, 1981**

- 2 - Colorado claimed Craig Norwich off waivers.

**November, 1980**

- 12 - Signed Gerry Hart as a free agent.

**October, 1980**

- 30 - Acquired Bill Stewart from Buffalo in exchange for Bob Hess and St. Louis' fourth choice (Anders Wickberg) in 1981 Entry Draft.

**July, 1980**

- 14 - Signed John Taft as a free agent.
- 30 - Purchased Harvey Bennett from Calgary.

**June, 1980**

- 19 - Acquired Craig Norwich from Winnipeg in exchange for Rick Bowness.

**May, 1980**

- 8 - Signed Jorgen Pettersson as a free agent.

**March, 1980**

- 10 - Signed Terry Harper as a free agent.

**November, 1979**

- 6 - Sold Bruce Affleck and Gordon Buynak to Vancouver and sold Harvey Bennett to Atlanta.
- 13 - Acquired Blair Chapman from Pittsburgh for Bob Stewart.

**October, 1979**

- 3 - Purchased Frank Johnson from Atlanta.
- 10 - Acquired Ed Kea, Don Laurence and Atlanta's second choice (Hakan Nordin) in 1981 Entry Draft in exchange for Garry Unger.

**August, 1979**

- 7 - Acquired Joe Micheletti from Edmonton in exchange for Tom Roulston and Risto Siitonen.
- 16 - Signed Joe Mullen as a free agent. Purchased Tom Williams from Los Angeles.

**June, 1979**

- 7 - Acquired Blake Dunlop and Rick LaPointe from Philadelphia in exchange for Phil Myre. Cincinnati reclaimed Mike Liut from prior to Expansion Draft. Winnipeg reclaimed Scott Campbell from prior Expansion Draft.
- 9 - Winnipeg claimed Scott Campbell as a priority selection. Acquired future consideration from NY Islanders in exchange for Barry Gibbs and Terry Richardson.
- 10 - Acquired Richie Hansen and Bryan Maxwell from Minnesota in exchange for St. Louis' second choice (Dave Reiersen) later transferred to Calgary - in 1983 Entry Draft.
- 13 - Neil Komadoski, Bob Murdoch and Bobby Simpson claimed as fill in Expansion Draft. John Smrke and Jamie Masters claimed by Quebec in Expansion Draft. Inge Hammarstrom claimed by Edmonton in Expansion Draft. Gord McTavish claimed by Winnipeg in Expansion Draft. Hartland Monahan purchased from Quebec.
- 14 - Acquired Ralph Klassen from NY Islanders as part of June 9, 1979 trade.

**May, 1979**

- 24 - Acquired Bobby Simpson from Atlanta in exchange for Curt Bennett.

**April, 1979**

- 16 - Signed Rick Heinz as a free agent.

**March, 1979**

- 9 - Minnesota purchased Harvey Bennett to complete future considerations of August 8, 1978 acquisition.

**November, 1978**

- 2 - Claimed Charles Luksa off waivers from Montreal.
- 4 - Sold Rod Seiling to Atlanta.
- 6 - Sold Joe Casey, John Cochrane, Frank Johnson, Blair Wheeler and Jim Farrell to Atlanta.

**October, 1978**

- 7 - Acquired Gord McTavish from Montreal in exchange for Mike Korney.
- 9 - Claimed Larry Groux from Detroit in Waiver Draft.
- 10 - Purchased Rick Bowness from Detroit.

**August, 1978**

- 2 - Signed Mike Korney as a free agent.
- 7 - Purchased Bob Murdoch from Minnesota.
- 8 - Acquired Harvey Bennett from Minnesota for future considerations.
- 11 - Signed Steve Durbano as a free agent.
- 12 - Claimed Rick Shinske off waivers from Minnesota.

**July, 1978**

- 26 - Signed Terry Richardson as a free agent.

**June, 1978**

- 12 - Acquired Mike Walton from Vancouver in exchange for St. Louis' fourth choice (Harold Luckner) in 1978 Amateur Draft.
- 15 - Mike Crombeen claimed in Cleveland- Minnesota Dispersal Draft. Acquired Bob Stewart from Minnesota in exchange St. Louis' second choice (Jali Wahlsten) in 1981 Entry Draft.

**January, 1978**

- 14 - Acquired Neil Komadoski from Los Angeles in exchange for St. Louis' second choice (Greg Terrion) in 1980 Entry Draft.
- 27 - Sold Eddie Johnston to Chicago.

**December, 1977**

- 12 - Acquired Phil Myre, Curt Bennett and Barry Gibbs from Atlanta in exchange for Yves Belanger, Bob MacMillan, Dick Redmond and St. Louis' second choice (Mike Perovich) in 1979 Entry Draft to Atlanta.

**November, 1977**

- 1 - Acquired Inge Hammarstrom from Toronto in exchange for Jerry Butler.

**October, 1977**

- 20 - Signed Gary Holt as a free agent.
- 24 - Minnesota claimed Bill Fairbairn off waivers.

**August, 1977**

- 9 - Acquired Dick Redmond from Chicago in exchange for Pierre Plant.
- 17 - Acquired Len Frig from Cleveland in exchange for the rights to Mike Eaves.
- 18 - Acquired Jim Roberts from Montreal in exchange for St. Louis' third choice (Guy Carboneau) in 1979 Amateur Draft.

**February, 1977**

- 18 - Sold Derek Sanderson to Vancouver.

**December, 1976**

- 20 - Acquired Joe Zanussi from Boston for Rick Smith.

**October, 1976**

- 12 - Claimed Gilles Marotte from NY Rangers off waivers.
- 22 - Purchased Charles Shaw from Providence Reds.

**September, 1976**

- 9 - Signed Rod Seiling as a free agent with compensation from Toronto. As compensation Toronto received cash and second choice (Joel Quenneville) in 1978 Amateur Draft.

**June, 1976**

- 16 - Traded Rick Wilson to Detroit to complete March 9, 1976 acquisition of Doug Grant. (Emile Francis-1976)

**March, 1976**

- 6 - Sold Bert Wilson and rights to Curt Brackenbury to Los Angeles.
- 9 - Acquired Doug Grant from Detroit for future considerations. Acquired Dave Hrechkosy from California in exchange for St. Louis' fifth choice (Cal Sandbeck) in 1976 Amateur Draft and the return of California's previously traded third choice (Reg Kerr) in 1977 Amateur Draft.

**November, 1975**

- 24 - Acquired Larry Patey and California's third choice (Reg Kerr) in 1977 in exchange for Wayne Merrick.

**October, 1975**

- 22 - Purchased Rick Smith from California.
- 30 - Acquired Derek Sanderson from NY Rangers in exchange for NY Rangers' first round choice (Lucien Deblois) obtained in August 29, 1974 trade for Larry Sacharuk.

**September, 1975**

- 21 - Acquired Bob MacMillan from NY Rangers in exchange for Larry Sacharuk. Signed Bernie MacNeil as a free agent.

**July, 1975**

- 3 - Purchased Gilles Gratton from Buffalo.

**June, 1975**

- 18 - Acquired Jerry Butler, Ted Irvine and Bert Wilson from NY Rangers for John Davidson and Bill Collins, Denis Dupere, Craig Patrick and cash to Kansas City for Lynn Powis and Kansas City's second choice (Brian Sutter) in 1976 Amateur Draft. (Dennis Ball-1975)

**May, 1975**

- 27 - Acquired Bruce Cowick from Washington off waivers.

**March, 1975**

- 10 - Acquired Jim McCrimmon from Los Angeles for cash.

**February, 1975**

- 10 - Acquired Denis Dupere from Washington in exchange for Ace Bailey and Stan Gilbertson.

**January, 1975**

- 9 - Acquired Bruce Affleck from California in exchange for Frank Spring.
- 20 - Acquired Bernie Lukowich from Pittsburgh in exchange for Bob Stumpf.

**December, 1974**

- 5 - Purchased Claude Larose from Montreal.
- 30 - Acquired Red Berenson from Detroit for Phil Roberto and a third choice (Blair Davidson) in 1975 Amateur Draft.

**November, 1974**

- 11 - Acquired Craig Patrick and Stan Gilbertson from California in exchange for Dave Gardner and Butch Williams.
- 28 - Acquired Chuck Lefley from Montreal in exchange for Don Awrey.

**October, 1974**

- 29 - Acquired Chris Evans and a fourth choice (Mike Liut) in 1976 Amateur Draft. From Kansas City in exchange for Larry Giroux.

**September, 1974**

- 16 - Sold Ted Harris to Philadelphia. Acquired second choice (Jamie Masters) in 1975 Draft and rights to Randy Andreachuk from Philadelphia in exchange for Wayne Stephenson.

**August, 1974**

- 29 - Acquired Larry Sacharuk and NY Rangers' first choice in 1977 Amateur Draft in exchange for Greg Polis and a Draft choice returned to NY Rangers in acquisition of Derek Sanderson on October 30, 1975. Acquired Yves Belanger from Cleveland (WHA) in exchange for cash. Signed Doug Palazzari as a free agent.

**July, 1974**

- 18 - Acquired Ron Serafini from California in exchange for Glenn Patrick.

**June, 1974**

- 10 - Acquired Brian Ogilvie from Chicago in Intra-League Draft. Acquired Murray Kuntz from Rochester (AHL) for cash.
- 12 - Gord Brooks and Bob Collyard to Washington in Expansion Draft. John Wright to Kansas City in Expansion Draft. (Gerry Ehman-1974)
- 14 - Glen Sather to Montreal to complete May 27, 1974 trade in which St. Louis acquired Rick Wilson and Montreal's fifth choice (Don Wheldon) for St. Louis' fourth choice (Barry Legge) in 1974 Amateur Draft.

**May, 1974**

- 27 - Acquired Eddie Johnston Rick Wilson from Montreal with Montreal's fifth choice (Don Wheldon) in 1974 Amateur Draft for St. Louis' fourth choice (Barry Legge) in same draft and a player to be named later - Glen Sather see June 14, 1974 in exchange for Gary Sabourin.

**March, 1974**

- 9 - Acquired Dave Gardner from Montreal in exchange for St. Louis' first choice (Doug Risebrough) in 1974 Amateur Draft.

**February, 1974**

- 14 - Acquired Ace Bailey, Ted Harris and Bill Collins from Detroit in exchange for Chris Evans, Bryan Watson and Jean Hamel.

**January, 1974**

- 17 - Acquired Bryan Watson, Greg Polis and a second choice (Bob Hess) in 1974 from Pittsburgh in exchange for Ab Demarco, Steve Durbano and J. Bob Kelly.

**December, 1973**

- 10 - Acquired John Wright from Vancouver in exchange for Mike Lampman. Acquired Frank Spring from Philadelphia in exchange for Ray Schultz.

**November, 1973**

Acquired Bob Stumpf from Philadelphia in exchange for George Pesut.

**October, 1973**

- 4 - Acquired Nick Harbaruk from Pittsburgh in exchange for Bob Johnson.
- 5 - Acquired Don Awrey from Boston in exchange for Jack Rathwell and St. Louis' second choice (Mark Howe) in 1974 Amateur Draft and cash.
- 27 - Sold Brent Hughes to Detroit.
- 28 - Acquired Glen Sather & Rene Villemure from NY Rangers in exchange for Jack Egers.

**September, 1973**

- 8 - Acquired J. Bob Kelly from NY Rangers in exchange for Norm Dennis and Don Borgeson. Traded Roger Lafreniere to San Diego (WHL) for cash.
- 11 - Signed Ken Richardson as a free agent.

**June, 1973**

- 12 - Joe Noris to Buffalo in Intra-League Draft. (Charles Catto-1973)
- 14 - Acquired Jack Rathwell from Buffalo in exchange for Paul Curtis.
- 15 - Buffalo claimed Jacques Caron in Reverse Draft.

**March, 1973**

- 2 - Acquired Ab Demarco from NY Rangers in exchange for Mike Murphy.

**January, 1973**

- 8 - Acquired Joe Noris from Pittsburgh in exchange for Jim Shires.
- 22 - Acquired Paul Curtis from Los Angeles in exchange for Frank St. Marseille.
- 31 - Purchased Connie Madigan from Portland.

**December, 1972**

- 14 - Acquired Brent Hughes and Pierre Plante from Philadelphia in exchange for Andre Dupont and St. Louis' third choice (Bob Stumpf) in 1973 Amateur Draft.

**November, 1972**

- 25 - Atlanta claimed Noel Picard off waivers.

**October, 1972**

- 12 - Signed Jack Borotsik as a free agent.

**September, 1972**

- 1 - Sold Brian Lavender to the NY Islanders.
- 15 - Purchased Chris Bordeleau from Chicago.

**August, 1972**

Acquired Connie Fory from NY Islanders in exchange for cash. Signed Warren (Butch) Williams as a free agent. (Sid Abel-1972)

**June, 1972**

- 6 - Terry Crisp and Larry Hornung to NY Islanders in Expansion Draft. Billy Plager to Atlanta in Expansion Draft.
- 7 - Curt Bennett and Peter McDuffie to NY Rangers to complete May 24, 1972 acquisition of Steve Durbano.

**May, 1972**

- 24 - Acquired Steve Durbano from NY Rangers for future considerations.

**March, 1972**

- 3 - Buffalo claimed Kevin O'Shea off waivers.
- 5 - Acquired Chris Evans from Buffalo in exchange for George Morrison and St. Louis' second choice (Larry Carriere) in 1972 Amateur Draft.

**February, 1972**

- 8 - Acquired Danny O'Shea from Chicago in exchange for Chris Bordeleau.

**January, 1972**

- 3 - Signed Wayne Stephenson as a free agent.

**December, 1971**

- 8 - Philadelphia claimed Michel Parizeau off waivers.
- 13 - Acquired Phil Roberto from Montreal in exchange for Jim Roberts.

**November, 1971**

- 9 - Sold Bill Sutherland to Detroit.
- 11 - Purchased Bernard Blanchette from Montreal.
- 15 - Acquired Jack Egers, Andre Dupont and Mike Murphy from NY Rangers in exchange for Gene Carr, Jim Lorentz and Wayne Connelly.
- 28 - Purchased Gerry Odrowski from Phoenix.

**October, 1971**

- 1 - Minnesota claimed Craig Cameron off waivers. Acquired Bob Johnson from Detroit in exchange for cash.

**September, 1971**

Acquired Chuck Hamilton from Hershey (AHL) in exchange for cash. (Lynn Patrick-1971)

**June, 1971**

- 7 - Acquired Jim McLeod from Portland Hockey Club in Inter-League Draft.
- 8 - Acquired Michel Parizeau from NY Rangers in Intra-League Draft. Minnesota claimed Brian Lavender in reverse draft.
- 14 - Purchased Glen Patrick from NY Rangers.

**May, 1971**

- 12 - Mike Lowe, Ab McDonald and Bob Wall to Detroit to complete February 18, 1971 acquisition of Carl Brewer. Jim Shires from Detroit for Richard Sentes.
- 25 - Acquired Peter McDuffie from NY Rangers in exchange for St. Louis' first round choice (Steve Vickers) in 1971 Amateur Draft.

**February, 1971**

- 6 - Acquired Garry Unger and Wayne Connelly from Detroit in exchange for Red Berenson and Tim Ecclestone.
- 18 - Acquired Carl Brewer from Detroit in exchange for future considerations.

**January, 1971**

- 28 - Acquired Fran Huck from Montreal in exchange for St. Louis' second choice (Michel Deguisse) in 1971 Amateur Draft.

**December, 1970**

- 3 - Purchased John Arbour from Vancouver.
- 11 - Purchased Michel Plasse from Montreal.

**November, 1970**

- 3 - Buffalo claimed Steve Atkinson off waivers.
- 4 - Acquired Bob Baun from Buffalo in exchange for Larry Keenan & Jean-Guy Talbot.
- 13 - Acquired Brit Selby from Toronto in exchange for Bob Baun.

**October, 1970**

- 1 - Signed Floyd Thomson as a free agent.
- 2 - Acquired Craig Cameron from Buffalo in exchange for Ron Anderson.
- 19 - Purchased Bill Sutherland from Philadelphia.

**September, 1970**

- 9 - Purchased Gerald Lemire from NY Rangers.

**August, 1970**

Acquired Bob McCord from Minnesota in exchange for cash.

**June, 1970**

- 9 - Acquired Chris Evans from Phoenix in Intra-League Draft. Acquired Steve Atkinson from Hershey in Intra-League Draft. Sent Gerald Lemire to NY Rangers in Intra-League Draft.
- 10 - Sold Andre Boudrias to Vancouver. Purchased Murray Fiegel and Lyle Carter from Montreal. Gary Edwards, Chris Evans and Phil Goyette to Buffalo in Expansion Draft. Wayne Maki to Vancouver in Expansion Draft.

**May, 1970**

- 11 - Acquired Bob Wall from Los Angeles in exchange for Ray Fortin.
- 18 - Sold Jacques Plante to Toronto.
- 22 - Purchased Chris Bordeleau from Montreal.
- 26 - Acquired Jim Lorentz from Boston in exchange for St. Louis' first choice (Ron Plumb) in 1970 Amateur Draft.

**November, 1969**

- 29 - Signed Dickie Moore as a free agent.

**October, 1969**

- 29 - Purchased Norm Dennis from Montreal.

**June, 1969**

- 13 - Acquired Camille Henry, Bill Plager and Robbie Irons. Baltimore drafted Bill Hay from St. Louis in Reverse Draft. Buffalo drafted Seth Martin from St. Louis in Reverse Draft from NY Rangers in exchange for Don Caley and Wayne Rivers.
- 27 - Acquired Seth Martin from Buffalo (AHL) in exchange for cash.

**June, 1968**

- 11 - Acquired Lou Angotti and Ian Campbell from Philadelphia in exchange for Darryl Edestrand and Gerry Melnyk. Acquired Ab McDonald from Pittsburgh in exchange for Lou Angotti. Hershey claimed Myron Stankiewicz from Inter-League Draft. Acquired Terry Gray from Los Angeles in exchange for Myron Stankiewicz. Purchased Ted Quimet, Gerald Lemire and Kenneth Faranski from Montreal. (Scotty Bowman-1968)
- 12 - Acquired Jacques Plante from NY Rangers in Intra-League Draft. Myron Stankiewicz from Los Angeles in Intra-League Draft.
- 13 - Buffalo claimed Seth Martin by (AHL) in reserve draft.

**April, 1968**

- 20 - Signed Doug Harvey as free agent.

**March, 1968**

- 25 - Sold Pat Quinn to Toronto.

**January, 1968**

- 13 - Claimed Jean-Guy Talbot off waivers from Detroit.

**November, 1967**

- 23 - Signed Frank St. Marseille as a free agent.
- 29 - Acquired Red Berenson and Barclay Plager from New York in exchange for Ron Attwell and Ron Stewart.

**October, 1967**

- 9 - Acquired Craig Cameron, Larry Horning and Don Giesebrecht from Detroit in exchange for John Brenneman.

**June, 1967**

- 6 - Signed Seth Martin and Roger Picard as free agents. Acquired Tim Ecclestone, Gary Sabourin, Bob Plager and Gord Kanngiesser from NY Rangers in exchange for Rod Seiling. (All players chosen in Expansion Draft.) Glenn Hall, Bill Hay and Gerry Melnyk from Chicago Don Caley, Don McKenney and Norm Beaudin from Detroit Jim Roberts and Noel Picard from Montreal Al Arbour, Darryl Edestrand, Larry Kennan, Fred Hucul, John Brenneman and Gary Veneruzzo from Toronto Rod Seiling and Max Mestinek from NY Rangers Terry Crisp, Wayne Rivers, Ron Schock and Ron Stewart from Boston. (Lynn Patrick-1967)
- 13 - Claimed Don Caley, Norm Beaudin, and Don McKenney from Pittsburgh Hornets.
- 14 - Purchased Ron Attwell with Pat Quinn from Montreal. Acquired Bill McCreary from Montreal in exchange for Claude Cardin (amateur) and Phil Obendorf.
- 21 - Purchased Claude Cardin from Montreal.
- 30 - Signed Ray Fortin as a free agent.

**ST. LOUIS BLUES****THE FIRST TIME IN BLUES HISTORY...****FIRST HOME GAME:**

October 11, 1967 - Minnesota 2 at St. Louis 2

**FIRST ROAD GAME:**

October 14, 1967 - St. Louis 4 at Pittsburgh 2

**FIRST GOAL:**

October 11, 1967 - Larry Keenan at 3:22 of the first period

**FIRST ASSISTS:**

October 11, 1967 vs. Minnesota - Bob Plager and Fred Hucul at 3:22 of the first period

**FIRST TWO-GOAL GAME:**

November 1, 1967 vs. Boston - Ron Stewart

**FIRST THREE-GOAL GAME:**

November 3, 1968 at Detroit - Camille Henry

**FIRST FOUR-GOAL GAME:**

February 5, 1981 vs. Toronto - Perry Turnbull

**FIRST SIX-GOAL GAME:**

November 7, 1968 at Philadelphia - Red Berenson

**FIRST TWO-ASSIST GAME:**

October 21, 1967 vs. Los Angeles - Gerry Melnyk

**FIRST THREE-ASSIST GAME:**

January 31, 1968 vs. Pittsburgh - Jim Roberts

**FIRST FOUR-ASSIST GAME:**

March 11, 1970 at Minnesota - Frank St. Marseille

**FIRST FIVE-ASSIST GAME:**

November 22, 1983 vs. Toronto - Brian Sutter

**FIRST SHUTOUT, FOR:**

December 9, 1967 at Oakland - Glenn Hall

**FIRST SHUTOUT, AGAINST:**

October 22, 1967 at Detroit - Roger Crozier

**FIRST PENALTY:**

October 11, 1967 - Bob Plager at 1:04 of the first period

**FIRST MAJOR PENALTY:**

October 11, 1967 - Roger Picard at 15:37 of the third period

**FIRST MISCONDUCT:**

October 18, 1967 - Noel Picard at 19:54 of the third period

**FIRST GAME MISCONDUCT:**

February 7, 1968 - Bob Plager at 14:46 of the first period

**FIRST DOUBLE MAJOR:**

October 13, 1967 - Bob Plager at 10:49 of the first period

**FIRST BLUES PENALTY SHOT:**

April 27, 1968 vs Minnesota - Jim Roberts unsuccessful against Cesare Maniago

**FIRST PENALTY SHOT AGAINST:**

January 31, 1968 vs. Pittsburgh - George Konik scored against Glenn Hall

**FIRST OVERTIME GAME, PLAYOFF:**

April 10, 1968 - Larry Keenan at 4:10 OT, St. Louis 3 at Philadelphia 2

**FIRST OVERTIME GAME, REGULAR SEASON:**

November 8, 1984, St. Louis 5 at Los Angeles 5

**FIRST SHOOTOUT GAME:**

October 20, 2005, St. Louis 2 at Nashville 3

**FIRST SELLOUT (ST. LOUIS ARENA):**

March 2, 1968, Chicago 3 at St. Louis 3, 15,351 (14,500 capacity)

**FIRST SELLOUT (SCOTTRADE CENTER):**

January 26, 1995, Los Angeles 1 at St. Louis 3, 20,282 (19,260 capacity)



## ST. LOUIS BLUES THE LAST TIME IN BLUES HISTORY...

### BLUES SHUTOUT THEIR OPPONENT:

April 11, 2013 – St. Louis 2 vs. Minnesota 0 (Brian Elliott)

### OPPONENT SHUTOUT BLUES:

April 14, 2013 – St. Louis 0 vs. Chicago 2 (Corey Crawford)

### SCORELESS GAME AT HOME:

November 4, 2000 - St. Louis (Roman Turek)  
vs. Toronto (Curtis Joseph)

### SCORELESS GAME ON THE ROAD:

December 14, 1998 - St. Louis 0 (Grant Fuhr)  
at Colorado 0 (Patrick Roy)

### BLUES PLAYER RECORDED A HAT TRICK:

March 9, 2013 vs. San Jose, 4-3 OTW – Vladimir Sobotka

### BLUES PLAYER RECORDED FOUR GOALS IN ONE GAME:

April 2, 2009 at Detroit, 5-4 W – David Backes

### PLAYER SCORED ALL BLUES GOALS IN ONE GAME (THREE OR MORE):

March 22, 1998 at Calgary – Geoff Courtnall

### OPPONENTS RECORDED A HAT TRICK:

February 1, 2013 at Detroit, 3-5 L – Henrik Zetterberg

### BLUES SCORED AN EMPTY NET GOAL:

April 5, 2013 vs. Columbus – Patrik Berglund

### OPPONENTS SCORED AN EMPTY NET GOAL:

March 28, 2013 vs. Los Angeles – Justin Williams

### BLUES GOALTENDER ASSISTED ON A GOAL:

March 23, 2013 at Edmonton – Jaroslav Halak

### BLUES SCORED SIX GOALS IN ONE PERIOD:

February 23, 1991 vs. Boston, third period

### BLUES HAD A PENALTY SHOT:

January 24, 2013 vs. Nashville –  
Patrik Berglund, successful against Pekka Rinne

### OPPONENTS HAD A PENALTY SHOT:

March 6, 2010 at Colorado –  
Chris Stewart successful against Ty Conklin

### BLUES SCORED A GOAL IN THE LAST SECOND OF A PERIOD:

April 5, 2013 – Patrik Berglund scored an empty-net,  
shorthanded goal at 19:59 of the third period against  
Columbus. St. Louis 3 at Columbus 1 W

### OPPONENTS SCORED A GOAL IN THE LAST SECOND OF A PERIOD:

February 14, 2012 – James Wisniewski at 19:59 of first period,  
St. Louis 1 vs. Columbus

### BLUES CAME BACK FROM A FIVE GOAL DEFICIT TO WIN OR TIE:

November 29, 2000 - Trailing 5-0 in the third period,  
St. Louis 6 @ Toronto 5 OT

### NO PENALTIES AGAINST BLUES:

April 9, 2013 – St. Louis 1 at Nashville 0

### NO PENALTIES AGAINST OPPONENTS:

February 24, 2009 - St. Louis 2 at Phoenix 1

### NO PENALTIES AGAINST EITHER TEAM:

February 11, 1978 - St. Louis 3 at Montreal 7

### BLUES HELD SHOTLESS IN A PERIOD:

February 16, 2008 - third period, St. Louis 1 at Nashville 2 OT

### BLUES HELD OPPONENTS SHOTLESS IN PERIOD:

February 26, 1998 - third period St. Louis 1 at San Jose 3

### BLUES SWEEP A SEASON SERIES (two games or more):

2012-13 – Phoenix (3-0-0), Minnesota (3-0-0)

### OPPONENTS SWEEP A SEASON SERIES (two games or more):

2012-13 – Los Angeles (0-3-0)



1967-84

### TEAM NAME AND EMBLEM



1984-87

In 1967 the city of St. Louis was awarded an NHL franchise. The selection of the team's name was an easy one for owner Sid Salomon Jr. "The name of the team has to be the Blues" exclaimed Salomon, after being awarded the new franchise. "It's part of the city where W.C. Handy composed his famed song while thinking of his girl one morning."

The River City of St. Louis has a tradition for blues singers, and the team name represents its rich history. Salomon said,

**"No matter where you go in town there's singing, that's the spirit of St. Louis."**

The emblem the team proudly displays on their sweater is the Blue Note. The Blue Note was taken from the music scale and represents the team's name. Although the Blue Note has been enhanced and modernized, it remains a St. Louis tradition.

The 1997-98 season saw the Blues introduce an "alternative sweater" in January that celebrates a traditional look with a nod to the future. A streamlined Blue Note reminiscent of Blue Notes worn on earlier jerseys is the foundation of the new look. A new "word mark" which introduced navy blue to the team's name and logo was phased in during the season along with the new, restored Blue Note.

The 1998-99 season saw the team unveil a new road uniform with the same clean, colorful design as the Blues' home sweater. This road uniform completed the transition to a totally new look on the road and at home and is similar to the uniform currently worn.

The Rbk EDGE Uniform System is currently worn by all 30 NHL teams in their respective colors and designs. The uniforms were introduced in the 2007-08 season which marked the first time in the history of North American professional sports that a uniform innovation has been implemented League-wide.

The Blues' third jersey was worn for the first time on, Nov. 21, 2008 vs. the Anaheim Ducks.

In contrast to previous Blues uniforms which were (and are) primarily accented in royal blue and gold, the third jersey and matching socks lean toward navy blue and white. Features of the third jersey include a base color of navy blue trimmed in white and gold, a new logo on the crest of the jersey featuring the time-honored Blue Note against the Gateway Arch captured within a gold circle highlighted by the words St. Louis Blues, the Blue Note, in navy, trimmed in gold and white on each of the shoulders, uniform numbers on the back and sleeves in white – a first for the Blues – trimmed in gold and navy, a classic, old-school draw string -- another first for the team -- at the base of the white-trimmed collar and navy socks trimmed in white and gold complement the on-ice look, resulting in a navy blue combination from head to toe – helmets, jersey, gloves, pants and socks.



1987-98



1998-present



## SCOTTRADE CENTER



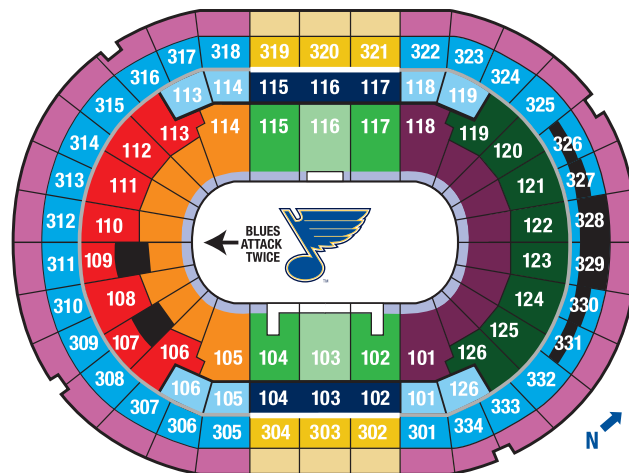
Scottrade Center opened in 1994 and rests on the former site of Kiel Auditorium, located at the intersection of 14th Street and Clark Avenue in the heart of downtown St. Louis. Scottrade Center is a contemporary glass and concrete structure with four seating levels, two restaurants (Scottrade Club and 14th and Clark), 91 private suites, seven party rooms, dozens of concession stands and food courts and three retail shops. The 665,000-square-foot arena seats 19,150 for St. Louis Blues games, while basketball games and floor seating events accommodate nearly 22,000.

Scottrade Center serves as the home to the St. Louis Blues Hockey Club, while also featuring a full range of arena programming including concerts, comedy shows, family shows and other sporting events. Scottrade Center has played host to a wide variety of major college sporting events, including the 2009 NCAA Women's Final Four Basketball Championship, the annual Missouri Valley Conference Men's Basketball Tournament and the annual Busch Braggin' Rights Missouri vs. Illinois basketball game. The venue will once again play host to the NCAA Division I Men's Wrestling Championships in 2012. Scottrade Center is consistently ranked by Pollstar Magazine as one of the top grossing arenas in the country.

Highlights of the past 14 years include the 2007 NCAA Division I Men's Ice Hockey Frozen Four National Championship, the 2006 U.S. Figure Skating Championships, the 2000, 2004, 2005 and 2008 NCAA Division I Men's Wrestling Championships, 1999 Papal Visit Youth Rally, the 1998 NCAA Midwest Regional Men's Basketball Championship, the 2000 John Hancock U.S. National Gymnastics Championships, the 2001 NCAA Women's Final Four Basketball Championships and the WBC/WBA/IBF Welterweight Championship between Zab Judah and Cory Spinks in 2005; superstar concerts including Bon Jovi, Billy Joel and Elton John, The Eagles, Paul McCartney, U2, Frank Sinatra, Garth Brooks, the Police, Pavarotti, Neil Diamond, Fleetwood Mac, Eric Clapton, Kiss, Tina Turner, Cher, the Rolling Stones, Bruce Springsteen, AC/DC and Tim McGraw and Faith Hill; sold out World Wrestling Entertainment live television events; and record setting grosses for Harlem Globetrotters, Sesame Street Live, Ringling Bros. and Barnum & Bailey Circus and Disney on Ice.

Naming rights for the arena were sold in September 2006 to Scottrade, Inc., a St. Louis-based leading branch-supported online brokerage.

## ST. LOUIS BLUES 2013-14 PRICING MAP



		GOLD*	SILVER*	BRONZE*	Percentage saved on a Season Ticket Holder
	Full Season Per Ticket Price	Single Game Pricing	Single Game Pricing	Single Game Pricing	
<b>100 LEVEL</b>					
Glass Row A*	\$265	\$360**	\$300**	\$275**	15.9%
Glass Row B*	\$180	\$270**	\$230**	\$190**	25.0%
Glass Row C*	\$138	\$177	\$160	\$149	16.0%
Glass Row D*	\$138	\$177	\$160	\$149	16.0%
Club Center*	\$169	\$240	\$200	\$194	19.5%
Club Corner*	\$116	\$175	\$150	\$135	25.8%
Center Ice Premier	\$120	\$180	\$150	\$140	23.8%
Plaza Center	\$110	\$165	\$140	\$128	24.8%
Plaza End Low	\$73	\$99	\$85	\$79	17.5%
Plaza End	\$52	\$82	\$69	\$63	28.0%
Blue Chip Low	\$55	\$82	\$72	\$65	26.2%
Blue Chip	\$45	\$75	\$60	\$54	29.4%
<b>300 LEVEL</b>					
Mezz Center A	\$60	\$94	\$80	\$71	28.1%
Mezz End A	\$41	\$73	\$60	\$50	35.2%
Mezz Center Low	\$39	\$65	\$50	\$47	27.4%
Mezz Center	\$30	\$54	\$42	\$39	33.3%
Mezz End Low	\$29	\$54	\$40	\$37	33.3%
Mezz End	\$25	\$48	\$35	\$30	34.6%

\* Refer to schedule on inside cover for applicable game dates. Gate prices are subject to change.

\*\* Sold out.

\* Glass and Club Seats feature all-inclusive food & beverage.

**Receive a significant discount off the gate price with a Blues Season Ticket Plan.**

Call (314)622-BLUE2583 or visit [stlouisblues.com](http://stlouisblues.com) For details.



Peabody Opera House is a historic, 3100 seat theater in the heart of downtown St. Louis. Originally opened in 1934, the Peabody Opera House stage has welcomed some of entertainment's greatest performers, including Frank Sinatra, Ray Charles, Bob Dylan and the Rolling Stones. Following a \$78.7 million restoration, this historical gem has been restored to its original splendor and undergone state-of-the-art upgrades.

Peabody Opera House began its inaugural season in October 2011. The venue will play host to a wide variety of events, including concerts, comedies, theatricals, family shows, holiday productions and more.

In addition to its main theater space, Peabody Opera House has ballroom and small theater space available for private events, including weddings, corporate events and social functions.

The Peabody Opera House is owned and operated by a partnership that includes the St. Louis Blues' owner Tom Stillman, along with Optimus Development President, Chris McKee and his brother, Paric Corporation President, Joe McKee.





## ST LOUIS BLUES vs. LOS ANGELES KINGS 2012-2013 PLAYOFFS

### at ST LOUIS BLUES

Date	Score	W Goal
08 May '13 *	LAK 3 @ STL 2	Slava Voynov
02 May '13	LAK 1 @ STL 2	Barret Jackman
30 Apr '13 *	LAK 1 @ STL 2	Alexander Steen

### at LOS ANGELES KINGS

Date	Score	W Goal
10 May '13	STL 1 @ LAK 2	Dustin Penner
06 May '13	STL 3 @ LAK 4	Justin Williams
04 May '13	STL 0 @ LAK 1	Slava Voynov

### INDIVIDUAL SCORING

BLUES										KINGS									
PLAYER	GP	G	A	P	+/-	PIM	PP	SH		PLAYER	GP	G	A	P	+/-	PIM	PP	SH	
Alexander Steen	6	3	0	3	2	6	1	1		Mike Richards	6	0	5	5	2	2	0	0	
David Backes	6	1	2	3	0	0	0	0		Anze Kopitar	6	1	3	4	0	2	0	0	
Vladimir Sobotka	6	0	3	3	4	0	0	0		Jeff Carter	6	3	0	3	0	4	1	0	
T.J. Oshie	6	2	0	2	-4	2	1	0		Justin Williams	6	2	1	3	2	2	0	0	
Patrik Berglund	6	1	1	2	-3	2	0	0		Drew Doughty	6	1	2	3	-1	6	0	0	
Barret Jackman	6	1	1	2	-1	10	0	0		Dustin Penner	6	2	0	2	1	2	0	0	
Alex Pietrangelo	6	1	1	2	2	2	0	0		Slava Voynov	6	2	0	2	5	0	0	0	
David Perron	6	0	2	2	-3	6	0	0		Dustin Brown	6	1	1	2	2	4	1	0	
Kevin Shattenkirk	6	0	2	2	-1	6	0	0		Dwight King	6	0	2	2	-2	0	0	0	
Chris Porter	6	1	0	1	0	0	0	0		Jake Muzzin	6	0	2	2	-2	0	0	0	
Jay Bouwmeester	6	0	1	1	0	0	0	0		Alec Martinez	4	0	2	2	1	4	0	0	
Roman Polak	6	0	1	1	-2	2	0	0		Trevor Lewis	6	0	1	1	-1	0	0	0	
Jaden Schwartz	6	0	1	1	1	2	0	0		Robyn Regehr	6	0	1	1	1	0	2	0	
Chris Stewart	6	0	1	1	0	0	0	0		Rob Scuderi	6	0	1	1	1	0	0	0	
Jordan Leopold	6	0	0	0	-2	0	0	0		Jarret Stoll	6	0	1	1	-1	0	0	0	
Andy McDonald	6	0	0	0	0	0	0	0		Colin Fraser	5	0	1	1	1	4	0	0	
Ryan Reaves	6	0	0	0	-1	2	0	0		Kyle Clifford	5	0	0	0	1	0	0	0	
Adam Cracknell	5	0	0	0	-1	0	0	0		Keaton Ellerby	4	0	0	0	-1	0	0	0	
Vladimir Tarasenko	1	0	0	0	0	0	0	0		Jordan Nolan	3	0	0	0	1	2	0	0	
										Tyler Toffoli	2	0	0	0	1	0	0	0	
										Brad Richardson	1	0	0	0	0	0	0	0	

Power Play: 2-17 11.8% / Penalty Killing: 13-15 86.7%

Power Play: 2-15 13.3% / Penalty Killing: 15-17 88.2%

### GOALTENDING

BLUES										KINGS									
Goalie	GP	Min	W	OT	GA	SA	SV	GAA	SV%	Goalie	GP	Min	W	OT	GA	SA	SV	GAA	SV%
Brian Elliott	6	378	2-4-0	12	149	137	1.90	.919		Jonathan Quick	6	380	4-2-0	10	177	167	1.58	.944	

### GOALS BY PERIOD

BLUES						KINGS					
	1st	2nd	3rd	OT	Total		1st	2nd	3rd	OT	Total
Goals	3	3	3	1	10	Goals	4	3	4	1	12

### SHOTS BY PERIOD

BLUES						KINGS					
	1st	2nd	3rd	OT	Total		1st	2nd	3rd	OT	Total
Shots	58	55	54	10	177	Shots	45	57	30	17	149

\*-Overtime\*\*-Shootout

\*-Overtime\*\*-Shootout

# 2012-2013 PLAYOFFS

## ST. LOUIS BLUES 2012-2013 PLAYOFF SCORING

POS	PLAYER	GP	G	A	TP	+/-	PIM	PP	SH	GW	OT	S	PCTG
L	Alexander Steen	6	3	0	3	2	6	1	1	1	1	17	17.6
C	David Backes	6	1	2	3	0	0	0	0	0	0	19	5.3
L	Vladimir Sobotka	6	0	3	3	4	0	0	0	0	0	6	0.0
R	T.J. Oshie	6	2	0	2	-4	2	1	0	0	0	6	33.3
D	Alex Pietrangelo	6	1	1	2	2	2	0	0	0	0	14	7.1
C	Patrik Berglund	6	1	1	2	-3	2	0	0	0	0	11	9.1
D	Barret Jackman	6	1	1	2	-1	10	0	0	1	0	7	14.3
L	David Perron	6	0	2	2	-3	6	0	0	0	0	12	0.0
D	Kevin Shattenkirk	6	0	2	2	-1	6	0	0	0	0	12	0.0
L	Chris Porter	6	1	0	1	0	0	0	0	0	0	7	14.3
D	Roman Polak	6	0	1	1	-2	2	0	0	0	0	8	0.0
L	Jaden Schwartz	6	0	1	1	1	2	0	0	0	0	13	0.0
R	Chris Stewart	6	0	1	1	0	0	0	0	0	0	17	0.0
D	Jay Bouwmeester	6	0	1	1	0	0	0	0	0	0	7	0.0
R	Ryan Reaves	6	0	0	0	-1	2	0	0	0	0	6	0.0
D	Adam Cracknell	5	0	0	0	-1	0	0	0	0	0	5	0.0
R	Jordan Leopold	6	0	0	0	-2	0	0	0	0	0	0	0.0
R	Vladimir Tarasenko	1	0	0	0	0	0	0	0	0	0	0	0.0
L	Andy McDonald	6	0	0	0	0	0	0	0	0	0	10	0.0

GOALTENDER	GP	MIN	GAA	W	L	EN	SO	GA	SA	SV	SV%	G	A	PIM
Brian Elliott	6	378:29	1.90	2	4	0	0	12	149	137	.919	0.0	0	0

## CONFERENCE QUARTERFINAL VS. LOS ANGELES

#	DATE	TEAM	SCORE	REC	PP	PK	SCORERS	SF-SA	GOALTENDER	ATT.
1	4/30	LAK	2-1 W (OT)	1-0	1-5	2-2	20pp, 20sh	42-29	ELLIOTT	17,612
2	5/2	LAK	2-1 W	2-0	0-4	3-4	21, 5	25-29	ELLIOTT	18,681*
3	5/4	@ LAK	0-1 L	2-1	0-4	4-4		30-21	ELLIOTT	18,118
4	5/6	@ LAK	3-4 L	2-2	1-2	2-2	42, 74pp, 74	22-29	ELLIOTT	18,334
5	5/8	LAK	2-3 OTL	2-3	0-1	1-2	20, 27	36-25	ELLIOTT	18,269
5	5/10	@ LAK	1-2 L	2-4	0-1	1-1	32	22-16	ELLIOTT	18,346
SERIES TOTALS			14-8	2-4	2-17	13-17		177-149		

2013 Total Home Playoff Attendance: 54,562(3 Games)

2013 Average Home Playoff Attendance: 18,188

2013 Home Playoff Sellouts (19,150 capacity): 0

\* Denotes largest home crowd of the playoffs



## ST. LOUIS BLUES ALL-TIME PLAYOFF SERIES RESULTS

TEAM	YEAR	SERIES	WINNER	W	L	GF	GA	TEAM	YEAR	SERIES	WINNER	W	L	GF	GA
Boston	1970	Finals	Boston	0	4	7	20	LA Kings	1969	Semifinals	St. Louis	4	0	16	5
	1972	Semifinals	Boston	0	4	8	28		1998	Conf. Quarterfinals	St. Louis	4	0	16	8
	Totals			0	8	15	48		2012	Conf. Semifinals	Los Angeles	0	4	6	15
Buffalo	1976	Preliminary	Buffalo	1	2	8	7		2013	Conf. Quarterfinals	Los Angeles	2	4	10	12
	Totals			1	2	8	7		Totals			10	8	48	40
Calgary	1986	Semifinals	Calgary	3	4	22	28	Montreal	1968	Finals	Montreal	0	4	7	11
	Totals			3	4	22	28		1969	Finals	Montreal	0	4	3	12
									1977	Quarterfinals	Montreal	0	4	4	19
Chicago	1973	Quarters	Chicago	1	4	9	22		Totals			0	12	14	42
	1980	Preliminary	Chicago	0	3	4	12								
	1982	Division Finals	Chicago	2	4	19	23								
	1983	Division Semifinals	Chicago	1	3	10	16	NY Rangers	1981	Quarterfinals	New York	2	4	22	29
	1988	Division Semifinals	St. Louis	4	1	22	17		Totals			2	4	22	29
	1989	Division Finals	Chicago	1	4	12	19								
	1990	Division Finals	Chicago	3	4	22	28	Philadelphia	1968	Quarterfinals	St. Louis	4	3	17	17
	1992	Division Semifinals	Chicago	2	4	19	23		1969	Quarterfinals	St. Louis	4	0	17	3
	1993	Division Semifinals	St. Louis	4	0	13	6		Totals			8	3	34	20
	2002	Conf. Quarterfinals	St. Louis	4	1	13	5	Phoenix/ Winnipeg	1982	Division Semifinals	St. Louis	3	1	20	13
Colorado	Totals			22	28	143	171		1999	Conf. Quarterfinals	St. Louis	4	3	19	16
									Totals			7	4	39	29
								Pittsburgh	1970	Semifinals	St. Louis	4	2	19	10
Dallas/ Minn.	2001	Conference Finals	Colorado	1	4	11	17		1975	Preliminary	Pittsburgh	0	2	6	9
	Totals			1	4	11	17		1981	Preliminary	St. Louis	3	2	21	20
									Totals			7	6	46	39
	1968	Semifinals	St. Louis	4	3	18	22								
	1970	Quarterfinals	St. Louis	4	2	20	16								
	1971	Quarterfinals	Minnesota	2	4	15	16	San Jose	2000	Conf. Quarterfinals	San Jose	3	4	22	20
	1972	Quarterfinals	St. Louis	4	3	19	19		2001	Conf. Quarterfinals	St. Louis	4	2	16	11
	1984	Division Final	Minnesota	3	4	17	19		2004	Conf. Quarterfinals	San Jose	1	4	9	12
	1985	Division Semifinal	Minnesota	0	3	5	9		2012	Conf. Quarterfinals	St. Louis	4	1	14	8
	1986	Division Semifinal	St. Louis	3	2	18	20		Totals			12	11	61	51
Detroit	1989	Division Semifinal	St. Louis	4	1	23	15								
	1991	Division Finals	Minnesota	2	4	17	22								
	1994	Conf. Quarterfinals	Dallas	0	4	10	16	Toronto	1986	Division Finals	St. Louis	4	3	24	22
	1999	Conf. Semifinals	Dallas	2	4	12	17		1987	Division Semifinals	Toronto	2	4	12	15
	2001	Conf. Semifinals	St. Louis	4	0	13	6		1990	Division Semifinals	St. Louis	4	1	20	16
	Totals			32	34	187	197		1993	Division Semifinals	Toronto	3	4	11	22
									1996	Conf. Semifinals	St. Louis	4	2	15	21
Detroit	1984	Division Semifinals	St. Louis	3	1	13	12		Totals			17	14	82	96
	1988	Division Finals	Detroit	1	4	14	21								
	1991	Division Semifinals	St. Louis	4	3	24	20								
	1996	Conf. Semifinals	Detroit	3	4	16	22	Vancouver	1995	Conf. Quarterfinals	Vancouver	3	4	27	27
	1997	Conf. Quarterfinals	Detroit	2	4	12	13		2003	Conf. Quarterfinals	Vancouver	3	4	21	17
	1998	Conf. Semifinals	Detroit	2	4	13	23		2009	Conf. Quarterfinals	Vancouver	0	4	5	11
	2002	Conf. Semifinals	Detroit	1	4	11	14		Totals			6	12	53	55
Detroit	Totals			16	24	103	125								



## ST. LOUIS BLUES PLAYOFF GAME-BY-GAME RESULTS

**2013**

**CONFERENCE QUARTERFINALS (Best of seven)**

W-L	SERIES	ATTENDANCE
April 30	Los Angeles 1 at St. Louis 2 (OT)W	1-0 17,612
May 2	Los Angeles 1 at St. Louis 2	W 2-0 18,681
May 4	St. Louis 0 at Los Angeles 1	L 2-1 18,118
May 6	St. Louis 3 at Los Angeles 4	L 2-2 18,334
May 8	Los Angeles 3 at St. Louis 4(OT)	L 2-3 18,269
May 10	St. Louis 1 at Los Angeles 2	L 2-4 18,346

**2012**

**CONFERENCE QUARTERFINALS (Best of seven)**

W-L	SERIES	ATTENDANCE
April 12	San Jose 3 at St. Louis 2 (2OT)	L 0-1 19,333
April 14	San Jose 0 at St. Louis 3	W 1-1 19,500
April 16	St. Louis 4 at San Jose 3	W 2-1 17,562
April 19	St. Louis 2 at San Jose 1	W 3-1 17,562
April 21	San Jose 1 at St. Louis 3	W 4-1 19,490

**CONFERENCE SEMIFINALS (Best of seven)**

W-L	SERIES	ATTENDANCE
April 28	Los Angeles 3 at St. Louis 1	L 0-1 19,391
April 30	Los Angeles 5 at St. Louis 2	L 0-2 19,366
May 3	St. Louis 2 at Los Angeles 4	L 0-3 18,362
May 6	St. Louis 1 at Los Angeles 3	L 0-4 18,373

**2011**  
DID NOT QUALIFY

**2010**  
DID NOT QUALIFY

**2009**

**CONFERENCE QUARTERFINALS (Best of seven)**

W-L	SERIES	ATTENDANCE
April 15	St. Louis 1 at Vancouver 2	L 0-1 18,630
April 17	St. Louis 0 at Vancouver 3	L 0-2 18,630
April 19	Vancouver 3 at St. Louis 2	L 0-3 19,500*
April 21	Vancouver 3 at St. Louis 2 (OT)	L 0-4 19,250*

**2008**  
DID NOT QUALIFY

**2007**  
DID NOT QUALIFY

**2006**  
DID NOT QUALIFY

**2004**

**CONFERENCE QUARTERFINALS (Best of seven)**

W-L	SERIES	ATTENDANCE
April 8	St. Louis 0 at San Jose 1 (OT)	L 0-1 17,496
April 10	St. Louis 1 at San Jose 3	L 0-2 17,496
April 12	San Jose 1 at St. Louis 4	W 1-2 19,023*
April 13	San Jose 4 at St. Louis 3	L 1-3 19,452*
April 15	St. Louis 1 at San Jose 3	L 1-4 17,496

**2003**

**CONFERENCE QUARTERFINALS (Best of seven)**

W-L	SERIES	ATTENDANCE
April 10	St. Louis 6 at Vancouver 0	W 1-0 18,514
April 12	St. Louis 1 at Vancouver 2	L 1-1 18,514
April 14	Vancouver 1 at St. Louis 3	W 2-1 19,699*
April 16	Vancouver 1 at St. Louis 4	W 3-1 19,636*
April 18	St. Louis 3 at Vancouver 5	L 3-2 18,514
April 20	Vancouver 4 at St. Louis 3	L 3-3 19,522*
April 22	St. Louis 1 at Vancouver 4	L 3-4 18,514

**2002**

**CONFERENCE QUARTERFINALS (Best of seven)**

W-L	SERIES	ATTENDANCE
April 18	Chicago 2 at St. Louis 1	L 0-1 18,807

April 20	Chicago 0 at St. Louis 2	W 1-1 19,143*
April 21	St. Louis 4 at Chicago 0	W 2-1 20,532
April 23	St. Louis 1 at Chicago 0	W 3-1 18,019
April 25	Chicago 3 at St. Louis 5	W 4-1 19,999*

**CONFERENCE SEMIFINALS (Best of seven)**

W-L	SERIES	ATTENDANCE
May 2	St. Louis 0 at Detroit 2	L 0-1 20,058
May 4	St. Louis 2 at Detroit 3	L 0-2 20,058
May 7	Detroit 1 at St. Louis 6	W 1-2 19,107*
May 9	Detroit 4 at St. Louis 3	L 1-3 19,999*
May 11	St. Louis 0 at Detroit 4	L 1-4 20,058

**2001**

**CONFERENCE QUARTERFINALS (Best of seven)**

W-L	SERIES	ATTENDANCE
April 12	San Jose 1 at St. Louis 3	W 1-0 19,407
April 14	San Jose 1 at St. Louis 0	L 1-1 19,534
April 16	St. Louis 6 at San Jose 3	W 2-1
April 17	St. Louis 2 at San Jose 3	L 2-2
April 19	San Jose 2 at St. Louis 3 (OT)	W 3-2 19,853
April 21	St. Louis 2 at San Jose 1	W 4-2

**CONFERENCE SEMIFINALS (Best of seven)**

W-L	SERIES	ATTENDANCE
April 27	St. Louis 4 at Dallas 2	W 1-0
April 29	St. Louis 2 at Dallas 1	W 2-0
May 1	Dallas 2 at St. Louis 3 (2OT)	W 3-0 19,967
May 3	Dallas 1 at St. Louis 4	W 4-0 19,994

**CONFERENCE FINALS (Best of seven)**

W-L	SERIES	ATTENDANCE
May 12	St. Louis 1 at Colorado 4	L 0-1
May 14	St. Louis 2 at Colorado 4	L 0-2
May 16	Colorado 3 at St. Louis 4 (2OT)	W 1-2 19,897
May 18	Colorado 4 at St. Louis 3 (OT)	L 1-3 20,072
May 21	St. Louis 1 at Colorado 2 (OT)	L 1-4

**2000**

**CONFERENCE QUARTERFINALS (Best of seven)**

W-L	SERIES	ATTENDANCE
April 12	San Jose 3 at St. Louis 5	W 1-0 20,199
April 15	San Jose 4 at St. Louis 2	L 1-1 20,337
April 17	St. Louis 1 at San Jose 2	L 1-2
April 19	St. Louis 2 at San Jose 3	L 1-3
April 21	San Jose 3 at St. Louis 5	W 2-3 20,361
April 23	St. Louis 6 at San Jose 2	W 3-3
April 25	San Jose 3 at St. Louis 1	L 3-4 20,418

**1999**

**CONFERENCE QUARTERFINALS (Best of seven)**

W-L	SERIES	ATTENDANCE
April 22	St. Louis 3 at Phoenix 1	W 1-0
April 24	St. Louis 3 at Phoenix 4 (OT)	L 1-1
April 25	Phoenix 5 at St. Louis 4	L 1-2 17,539
April 27	Phoenix 2 at St. Louis 1	L 1-3 19,529
April 30	St. Louis 2 at Phoenix 1 (OT)	W 2-3
May 2	Phoenix 3 at St. Louis 5	W 3-3 16,629
May 4	St. Louis 1 at Phoenix 0 (OT)	W 4-3

**CONFERENCE SEMIFINALS (Best of seven)**

W-L	SERIES	ATTENDANCE
May 6	St. Louis 0 at Dallas 3	L 0-1
May 8	St. Louis 4 at Dallas 5 (OT)	L 0-2
May 10	Dallas 2 at St. Louis 3 (OT)	W 1-2 19,826
May 12	Dallas 2 at St. Louis 3 (OT)	W 2-2 20,341
May 15	St. Louis 1 at Dallas 3	L 2-3
May 17	Dallas 2 at St. Louis 1 (OT)	L 2-4 20,355

**1998**

**CONFERENCE QUARTERFINALS (Best of seven)**

W-L	SERIES	ATTENDANCE
April 23	Los Angeles 3 at St. Louis 8	W 1-0 20,120
April 25	Los Angeles 1 at St. Louis 2	W 2-0 20,050
April 27	St. Louis 4 at Los Angeles 3	W 3-0
April 29	St. Louis 2 at Los Angeles 1	W 4-0

## ST. LOUIS BLUES PLAYOFF GAME-BY-GAME RESULTS

**CONFERENCE SEMIFINALS (Best of seven)**

W-L	SERIES	ATTENDANCE
May 8	St. Louis 4 at Detroit 2	W 1-0
May 10	St. Louis 1 at Detroit 6	L 1-1
May 12	Detroit 3 at St. Louis 2 (2OT)	L 1-2 20,621
May 14	Detroit 5 at St. Louis 2	L 1-3 20,681
May 17	St. Louis 3 at Detroit 1	W 2-3
May 19	Detroit 6 at St. Louis 1	L 2-4 20,591

**1997**

**CONFERENCE QUARTERFINALS (Best of seven)**

W-L	SERIES	ATTENDANCE
April 16	St. Louis 2 at Detroit 0	W 1-0
April 18	St. Louis 1 at Detroit 2	L 1-1
April 20	Detroit 3 at St. Louis 2	L 1-2 19,273
April 22	Detroit 0 at St. Louis 4	W 2-2 19,787
April 25	St. Louis 2 at Detroit 5	L 2-3
April 27	Detroit 3 at St. Louis 1	L 2-4 19,257

**1996**

**CONFERENCE QUARTERFINALS (Best of seven)**

W-L	SERIES	ATTENDANCE
April 16	St. Louis 3 at Toronto 1	W 1-0
April 18	St. Louis 4 at Toronto 5 (OT)	L 1-1
April 21	Toronto 2 at St. Louis 3 (OT)	W 2-1 20,516
April 23	Toronto 1 at St. Louis 5	W 3-1 20,105
April 25	St. Louis 4 at Toronto 5 (OT)	L 3-2
April 27	Toronto 1 at St. Louis 2	W 4-2 20,777

**CONFERENCE SEMIFINALS (Best of seven)**

W-L	SERIES	ATTENDANCE
May 3	St. Louis 2 at Detroit 3	L 0-1
May 5	St. Louis 3 at Detroit 8	L 0-2
May 8	Detroit 4 at St. Louis 5 (OT)	W 1-2 20,796
May 10	Detroit 0 at St. Louis 1	W 2-2 20,796
May 12	St. Louis 3 at Detroit 2	W 3-2
May 14	Detroit 4 at St. Louis 2	L 3-3 20,796
May 16	St. Louis 0 at Detroit 1 (2OT)	L 3-4

**1995**

**CONFERENCE QUARTERFINALS (Best of seven)**

W-L	SERIES	ATTENDANCE
May 7	Vancouver 1 at St. Louis 2	W 1-0 18,788
May 9	Vancouver 5 at St. Louis 3	L 1-1 18,876
May 11	St. Louis 1 at Vancouver 6	L 1-2
May 13	St. Louis 5 at Vancouver 2	W 2-2
May 15	Vancouver 6 at St. Louis 5 (OT)	L 2-3 18,907
May 17	St. Louis 8 at Vancouver 2	W 3-3
May 19	Vancouver 5 at St. Louis 3	L 3-4 20,273

**1994**

**CONFERENCE QUARTERFINALS (Best of seven)**

W-L	SERIES	ATTENDANCE
April 17	St. Louis 3 at Dallas 5	L 0-1
April 20	St. Louis 2 at Dallas 4	L 0-2
April 22	Dallas 5 at St. Louis 4 (OT)	L 0-3 17,029
April 24	Dallas 2 at St. Louis 1	L 0-4 16,259

**1993**

**DIVISION SEMIFINALS (Best of seven)**

W-L	SERIES	ATTENDANCE
April 18	St. Louis 4 at Chicago 3	W 1-0
April 21	St. Louis 2 at Chicago 0	W 2-0
April 23	Chicago 0 at St. Louis 3	W 3-0 17,985
April 25	Chicago 3 at St. Louis 4 (OT)	W 4-0 18,012

**DIVISION FINALS (Best of seven)**

W-L	SERIES	ATTENDANCE
May 3	St. Louis 1 at Toronto 2 (2OT)	L 0-1
May 5	St. Louis 2 at Toronto 1 (2OT)	W 1-1
May 7	Toronto 3 at St. Louis 4	W 2-1 18,140
May 9	Toronto 4 at St. Louis 1	L 2-2 17,948
May 11	St. Louis 1 at Toronto 5	L 2-3
May 13	Toronto 1 at St. Louis 2	W 3-3 17,474
May 15	St. Louis 0 at Toronto 6	L 3-4

**1992**

**DIVISION SEMIFINALS (Best of seven)**

W-L	SERIES	ATTENDANCE
April 18	St. Louis 1 at Chicago 3	L 0-1
April 20	St. Louis 5 at Chicago 3	W 1-1
April 22	Chicago 4 at St. Louis 5 (2OT)	W 2-1 16,584
April 24	Chicago 5 at St. Louis 3	L 2-2 18,089
April 26	St. Louis 4 at Chicago 6	L 2-3
April 28	Chicago 2 at St. Louis 1	L 2-4 17,131

**1991**

**DIVISION SEMIFINALS (Best of seven)**

W-L	SERIES	ATTENDANCE
April 4	Detroit 6 at St. Louis 3	L 0-1 17,105
April 6	Detroit 2 at St. Louis 4	W 1-1 17,579
April 8	St. Louis 2 at Detroit 5	L 1-2
April 10	St. Louis 3 at Detroit 4	L 1-3
April 12	Detroit 1 at St. Louis 6	W 2-3 17,832
April 14	St. Louis 3 at Detroit 0	W 3-3
April 16	Detroit 2 at St. Louis 3	W 4-3 18,635

**DIVISION FINALS (Best of seven)**

W-L	SERIES	ATTENDANCE
April 18	Minnesota 2 at St. Louis 1	L 0-1 16,911
April 20	Minnesota 2 at St. Louis 5	W 1-1 18,051
April 22	St. Louis 1 at Minnesota 5	L 1-2
April 24	St. Louis 4 at Minnesota 8	L 1-3
April 26	Minnesota 2 at St. Louis 4	W 2-3 18,520
April 28	St. Louis 2 at Minnesota 3	L 2-4

**1990**

**DIVISION SEMIFINALS (Best of seven)**

W-L	SERIES	ATTENDANCE
April 4	Toronto 2 at St. Louis 4	W 1-0 12,249
April 6	Toronto 2 at St. Louis 4	W 2-0 16,845
April 8	St. Louis 6 at Toronto 5 (OT)	W 3-0
April 10	St. Louis 2 at Toronto 4	L 3-1
April 12	Toronto 3 at St. Louis 4	W 4-1 16,984

**DIVISION FINALS (Best of seven)**

W-L	SERIES	ATTENDANCE
April 18	St. Louis 4 at Chicago 3	W 1-0
April 20	St. Louis 3 at Chicago 5	L 1-1
April 22	Chicago 3 at St. Louis 5	W 2-1 17,806
April 24	Chicago 3 at St. Louis 2	L 2-2 18,195
April 26	St. Louis 2 at Chicago 3	L 2-3
April 28	Chicago 2 at St. Louis 4	W 3-3 18,051
April 30	St. Louis 2 at Chicago 8	L 3-4

**1989**

**DIVISION SEMIFINALS (Best of seven)**

W-L	SERIES	ATTENDANCE
April 5	Minnesota 3 at St. Louis 4 (OT)	W 1-0 11,130
April 6	Minnesota 3 at St. Louis 4 (OT)	W 2-0 11,644
April 8	St. Louis 5 at Minnesota 3	W 3-0
April 9	St. Louis 4 at Minnesota 5	L 3-1
April 11	Minnesota 1 at St. Louis 6	W 4-1 14,854

**DIVISION FINALS (Best of seven)**

W-L	SERIES	ATTENDANCE
April 18	Chicago 3 at St. Louis 1	L 0-1 15,280
April 20	Chicago 4 at St. Louis 5 (2OT)	W 1-1 15,329
April 22	St. Louis 2 at Chicago 5	L 1-2
April 24	St. Louis 2 at Chicago 3	L 1-3
April 26	Chicago 4 at St. Louis 2	L 1-4 14,492

**1988**

**DIVISION SEMIFINALS (Best of seven)**

W-L	SERIES	ATTENDANCE
April 6	Chicago 1 at St. Louis 5	W 1-0 12,279
April 7	Chicago 2 at St. Louis 3	W 2-0 13,185
April 9	St. Louis 3 at Chicago 6	L 2-1
April 10	St. Louis 6 at Chicago 5	W 3-1
April 12	Chicago 3 at St. Louis 5	W 4-1 14,887



## ST. LOUIS BLUES PLAYOFF GAME-BY-GAME RESULTS

1988 (cont.)

DIVISION FINALS (Best of seven)	W-L	SERIES	ATTENDANCE
April 19 St. Louis 4 at Detroit 5	L	0-1	
April 21 St. Louis 0 at Detroit 6	L	0-2	
April 23 Detroit 3 at St. Louis 6	W	1-2	12,375
April 25 Detroit 3 at St. Louis 1	L	1-3	15,385
April 27 St. Louis 3 at Detroit 4	L	1-4	

1987

DIVISION SEMIFINALS (Best of seven)	W-L	SERIES	ATTENDANCE
April 8 Toronto 1 at St. Louis 3	W	1-0	12,821
April 9 Toronto 3 at St. Louis 2 (OT)	L	1-1	12,948
April 11 St. Louis 5 at Toronto 3	W	2-1	
April 12 St. Louis 1 at Toronto 2	L	2-2	
April 14 Toronto 2 at St. Louis 1	L	2-3	14,731
April 16 St. Louis 0 at Toronto 4	L	2-4	

1986

DIVISION SEMIFINALS (Best of seven)	W-L	SERIES	ATTENDANCE
April 9 St. Louis 2 at Minnesota 1	W	1-0	
April 10 St. Louis 2 at Minnesota 6	L	1-1	
April 12 Minnesota 3 at St. Louis 4	W	2-1	13,652
April 13 Minnesota 7 at St. Louis 4	L	2-2	13,509
April 15 St. Louis 6 at Minnesota 3	W	3-2	

DIVISION FINALS (Best of seven)	W-L	SERIES	ATTENDANCE
April 18 Toronto 1 at St. Louis 6	W	1-0	16,893
April 20 Toronto 3 at St. Louis 0	L	1-1	17,101
April 22 St. Louis 2 at Toronto 5	L	1-2	
April 24 St. Louis 7 at Toronto 4	W	2-2	
April 26 Toronto 3 at St. Louis 4 (OT)	W	3-2	16,003
April 28 St. Louis 3 at Toronto 5	L	3-3	
April 30 Toronto 1 at St. Louis 2	W	4-3	18,034

CONFERENCE FINALS (Best of seven)	W-L	SERIES	ATTENDANCE
May 2 St. Louis 3 at Calgary 2	W	1-0	
May 4 St. Louis 2 at Calgary 8	L	1-1	
May 6 Calgary 5 at St. Louis 3	L	1-2	16,510
May 8 Calgary 2 at St. Louis 5	W	2-2	17,672
May 10 St. Louis 2 at Calgary 4	L	2-3	
May 12 Calgary 5 at St. Louis 6 (OT)	W	3-3	17,801
May 14 St. Louis 1 at Calgary 2	L	3-4	

1985

DIVISION SEMIFINALS (Best of seven)	W-L	SERIES	ATTENDANCE
April 10 Minnesota 3 at St. Louis 2	L	0-1	10,833
April 11 Minnesota 4 at St. Louis 3	L	0-2	11,725
April 13 St. Louis 0 at Minnesota 2	L	0-3	

1984

DIVISION SEMIFINALS (Best of five)	W-L	SERIES	ATTENDANCE
April 4 Detroit 2 at St. Louis 3	W	1-0	12,646
April 5 Detroit 5 at St. Louis 3	L	1-1	13,426
April 7 St. Louis 4 at Detroit 3 (2OT)	W	2-1	
April 8 St. Louis 3 at Detroit 2 (OT)	W	3-1	

DIVISION SEMIFINALS (Best of seven)	W-L	SERIES	ATTENDANCE
April 12 St. Louis 1 at Minnesota 2	L	0-1	
April 13 St. Louis 4 at Minnesota 3 (OT)	W	1-1	
April 15 Minnesota 1 at St. Louis 3	W	2-1	18,876
April 16 Minnesota 3 at St. Louis 2	L	2-2	17,023
April 18 St. Louis 0 at Minnesota 6	L	2-3	
April 20 Minnesota 0 at St. Louis 4	W	3-3	16,411
April 22 St. Louis 3 at Minnesota 4 (OT)	L	3-4	

1983

DIVISION SEMIFINALS (Best of five)	W-L	SERIES	ATTENDANCE
April 6 St. Louis 4 at Chicago 2	W	1-0	
April 7 St. Louis 2 at Chicago 7	L	1-1	
April 9 Chicago 2 at St. Louis 1	L	1-2	18,184
April 10 Chicago 5 at St. Louis 3	L	1-3	14,109

1982

DIVISION SEMIFINALS (Best of five)	W-L	SERIES	ATTENDANCE
April 7 St. Louis 4 at Winnipeg 3	W	1-0	
April 8 St. Louis 2 at Winnipeg 5	L	1-1	
April 10 Winnipeg 3 at St. Louis 6	W	2-1	13,827
April 11 Winnipeg 2 at St. Louis 8	W	3-1	12,676

DIVISION FINALS (Best of seven)	W-L	SERIES	ATTENDANCE
April 15 Chicago 5 at St. Louis 4	L	0-1	15,087
April 16 Chicago 1 at St. Louis 3	W	1-1	16,033
April 18 St. Louis 5 at Chicago 6	L	1-2	
April 19 St. Louis 4 at Chicago 7	L	1-3	
April 21 Chicago 2 at St. Louis 3 (OT)	W	2-3	12,107
April 23 St. Louis 0 at Chicago 2	L	2-4	

1981

PRELIMINARIES (Best of five)	W-L	SERIES	ATTENDANCE
April 8 Pittsburgh 2 at St. Louis 4	W	1-0	16,053
April 9 Pittsburgh 6 at St. Louis 4	L	1-1	17,033
April 11 St. Louis 5 at Pittsburgh 4	W	2-1	
April 12 St. Louis 3 at Pittsburgh 6	L	2-2	
April 14 Pittsburgh 3 at St. Louis 4 (2OT)	W	3-2	18,150

QUARTERFINALS (Best of seven)	W-L	SERIES	ATTENDANCE
April 16 N.Y. Rangers 3 at St. Louis 6	W	1-0	17,550
April 17 N.Y. Rangers 6 at St. Louis 4	L	1-1	18,437
April 19 St. Louis 3 at N.Y. Rangers 6	L	1-2	
April 20 St. Louis 1 at N.Y. Rangers 4	L	1-3	
April 22 N.Y. Rangers 3 at St. Louis 4	W	2-3	18,066
April 24 St. Louis 4 at N.Y. Rangers 7	L	2-4	

1980

PRELIMINARIES (Best of five)	W-L	SERIES	ATTENDANCE
April 8 St. Louis 2 at Chicago 3 (OT)	L	0-1	
April 9 St. Louis 1 at Chicago 5	L	0-2	
April 11 Chicago 4 at St. Louis 1	L	0-3	15,179

1979

DID NOT QUALIFY

1978

DID NOT QUALIFY

1977

QUARTERFINALS (Best of seven)	W-L	SERIES	ATTENDANCE
April 11 St. Louis 2 at Montreal 7	L	0-1	
April 13 St. Louis 0 at Montreal 3	L	0-2	
April 16 Montreal 5 at St. Louis 1	L	0-3	15,775
April 17 Montreal 4 at St. Louis 1	L	0-4	13,763

1976

PRELIMINARIES (Best of three)	W-L	SERIES	ATTENDANCE
April 6 Buffalo 2 at St. Louis 5	W	1-0	12,334
April 8 St. Louis 2 at Buffalo 3 (OT)	L	1-1	
April 9 St. Louis 1 at Buffalo 2 (OT)	L	1-2	

## ST. LOUIS BLUES PLAYOFF GAME-BY-GAME RESULTS

1975

PRELIMINARIES (Best of three)	W-L	SERIES	ATTENDANCE
April 8 St. Louis 3 at Pittsburgh 4	L	0-1	
April 10 Pittsburgh 5 at St. Louis 3	L	0-2	16,017

1974

DID NOT QUALIFY

1973

QUARTERFINALS (Best of seven)	W-L	SERIES	ATTENDANCE
April 4 St. Louis 1 at Chicago 7	L	0-1	
April 5 St. Louis 0 at Chicago 1	L	0-2	
April 7 Chicago 5 at St. Louis 2	L	0-3	19,237
April 8 Chicago 3 at St. Louis 5	W	1-3	18,868
April 10 St. Louis 1 at Chicago 6	L	1-4	

1972

QUARTERFINALS (Best of seven)	W-L	SERIES	ATTENDANCE
April 5 St. Louis 0 at Minnesota 3	L	0-1	
April 6 St. Louis 5 at Minnesota 6 (OT)	L	0-2	
April 8 Minnesota 1 at St. Louis 2	W	1-2	18,822
April 9 Minnesota 2 at St. Louis 3	W	2-2	17,576
April 11 St. Louis 3 at Minnesota 4	L	2-3	
April 13 Minnesota 2 at St. Louis 4	W	3-3	19,008
April 16 St. Louis 2 at Minnesota 1 (OT)	W	4-3	

SEMIFINALS (Best of seven)	W-L	SERIES	ATTENDANCE
April 18 St. Louis 1 at Boston 6	L	0-1	
April 20 St. Louis 2 at Boston 10	L	0-2	
April 23 Boston 7 at St. Louis 2	L	0-3	17,941
April 25 Boston 5 at St. Louis 3	L	0-4	18,610

1971

QUARTERFINALS (Best of seven)	W-L	SERIES	ATTENDANCE
April 7 Minnesota 3 at St. Louis 2	L	0-1	18,590
April 8 Minnesota 2 at St. Louis 4	W	1-1	18,774
April 10 St. Louis 3 at Minnesota 0	W	2-1	
April 11 St. Louis 1 at Minnesota 2	L	2-2	
April 13 Minnesota 4 at St. Louis 3	L	2-3	19,132
April 15 St. Louis 2 at Minnesota 5	L	2-4	

1970

QUARTERFINALS (Best of seven)	W-L	SERIES	ATTENDANCE
April 8 Minnesota 2 at St. Louis 6	W	1-0	16,304
April 9 Minnesota 1 at St. Louis 2	W	2-0	16,508
April 11 St. Louis 2 at Minnesota 4	L	2-1	
April 12 St. Louis 0 at Minnesota 4	L	2-2	
April 14 Minnesota 3 at St. Louis 6	W	3-2	17,208
April 16 St. Louis 4 at Minnesota 2	W	4-2	

SEMIFINALS (Best of seven)	W-L	SERIES	ATTENDANCE
April 19 Pittsburgh 1 at St. Louis 3	W	1-0	16,849
April 21 Pittsburgh 1 at St. Louis 4	W	2-0	16,857
April 23 St. Louis 2 at Pittsburgh 3	L	2-1	
April 26 St. Louis 1 at Pittsburgh 2	L	2-2	
April 28 Pittsburgh 0 at St. Louis 5	W	3-2	16,872
April 30 St. Louis 4 at Pittsburgh 3	W	4-2	

FINALS (Best of seven)	W-L	SERIES	ATTENDANCE
May 3 Boston 6 at St. Louis 1	L	0-1	16,715
May 5 Boston 6 at St. Louis 2	L	0-2	17,506
May 7 St. Louis 1 at Boston 4	L	0-3	
May 10 St. Louis 3 at Boston 4 (OT)	L	0-4	

1969

QUARTERFINALS (Best of seven)	W-L	SERIES	ATTENDANCE
April 2 Philadelphia 2 at St. Louis 5	W	1-0	15,156
April 3 Philadelphia 0 at St. Louis 5	W	2-0	15,621
April 5 St. Louis 3 at Philadelphia 0	W	3-0	
April 6 St. Louis 4 at Philadelphia 1	W	4-0	

SEMIFINALS (Best of seven)	W-L	SERIES	ATTENDANCE
April 15 Los Angeles 0 at St. Louis 4	W	1-0	15,638
April 17 Los Angeles 2 at St. Louis 3	W	2-0	15,776
April 19 St. Louis 5 at Los Angeles 2	W	3-0	
April 20 St. Louis 4 at Los Angeles 1	W	4-0	

FINALS (Best of seven)	W-L	SERIES	ATTENDANCE
April 27 St. Louis 1 at Montreal 3	L	0-1	
April 29 St. Louis 1 at Montreal 3	L	0-2	
May 1 Montreal 4 at St. Louis 0	L	0-3	16,338
May 4 Montreal 2 at St. Louis 1	L	0-4	16,126

1968

QUARTERFINALS (Best of seven)	W-L	SERIES	ATTENDANCE
April 4 St. Louis 1 at Philadelphia 0	W	1-0	
April 6 St. Louis 3 at Philadelphia 4	L	1-1	
April 10 Philadelphia 2 at St. Louis 3 (2OT)	W	2-1	10,867
April 11 Philadelphia 2 at St. Louis 5	W	3-1	11,072
April 13 St. Louis 1 at Philadelphia 6	L	3-2	
April 16 Philadelphia 2 at St. Louis 1 (2OT)	L	3-3	13,378
April 18 St. Louis 3 at Philadelphia 1	W	4-3	

SEMIFINALS (Best of seven)	W-L	SERIES	ATTENDANCE
April 21 Minnesota 3 at St. Louis 5	W	1-0	11,117
April 22 St. Louis 2 at Minnesota 3 (OT)	L	1-1	
April 25 Minnesota 5 at St. Louis 1	L	1-2	13,334
April 27 Minnesota 3 at St. Louis 4 (OT)	W	2-2	12,591
April 29 Minnesota 2 at St. Louis 3 (OT)	W	3-2	11,931
May 1 St. Louis 1 at Minnesota 5	L	3-3	
May 3 Minnesota 1 at St. Louis 2 (2OT)	W	4-3	15,566

FINALS (Best of seven)	W-L	SERIES	ATTENDANCE
May 5 Montreal 3 at St. Louis 2 (OT)	L	0-1	15,505
May 7 Montreal 1 at St. Louis 0	L	0-2	16,177
May 9 St. Louis 3 at Montreal 4 (OT)	L	0-3	
May 11 St. Louis 2 at Montreal 3	L	0-4	

## PLAYOFF RECORDS

### TEAM RECORDS

**YEARS IN THE STANLEY CUP PLAYOFFS:**  
37 – last (2013)

**MOST CONSECUTIVE SEASONS IN STANLEY CUP PLAYOFFS:**  
25 – 1980 - 2004

**YEARS IN THE STANLEY CUP FINALS:**  
Three times (1968, 1969, 1970)

**YEARS IN THE STANLEY CUP SEMIFINALS (or CONFERENCE FINALS):**  
Six times – last (2001)

**YEARS IN THE DIVISION FINALS (or CONFERENCE SEMIFINALS):**  
20 times – last (2012)

**YEARS IN THE PRELIMINARIES (DIVISION SEMIFINALS or CONFERENCE QUARTERFINALS):**  
37 times – last (2013)

**TOTAL PLAYOFF SERIES:**  
59

**TOTAL PLAYOFF GAMES PLAYED:**  
322

**TOTAL PLAYOFF GAMES WON:**  
144

**TOTAL PLAYOFF GAMES LOST:**  
180

### GOALS

**MOST GOALS, BOTH TEAMS, ONE SERIES:**  
2 – GAMES: 15, 1975 preliminaries vs. Pittsburgh  
3 – GAMES: 16, 1980 preliminaries vs. Chicago  
4 – GAMES: 36, 1972 semifinals vs. Boston  
5 – GAMES: 41, 1981 preliminaries vs. Pittsburgh  
6 – GAMES: 51, 1981 quarterfinals vs. N.Y. Rangers  
7 – GAMES: 54, 1995 division quarterfinals vs. Vancouver

**MOST GOALS, BLUES, ONE SERIES:**  
2 – GAMES: 6, 1975 preliminaries vs. Pittsburgh  
3 – GAMES: 8, 1976 preliminaries vs. Buffalo  
4 – GAMES: 20, 1982 division semifinals vs. Winnipeg  
5 – GAMES: 23, 1989 division semifinals vs. Minnesota  
6 – GAMES: 22, 1981 quarterfinals vs. N.Y. Rangers  
7 – GAMES: 27, 1995 division quarterfinals vs. Vancouver

**MOST GOALS, OPPONENTS, ONE SERIES:**  
2 – GAMES: 9, 1975 preliminaries vs. Pittsburgh  
3 – GAMES: 12, 1980 preliminaries vs. Chicago  
4 – GAMES: 28, 1972 semifinals vs. Boston  
5 – GAMES: 22, 1973 quarterfinals vs. Chicago  
6 – GAMES: 29, 1981 quarterfinals vs. N.Y. Rangers  
7 – GAMES: 28, (twice) – last – 1990 division finals vs. Chicago

**FEWEST GOALS, BOTH TEAMS, ONE SERIES:**  
2 – GAMES: 15, 1975 preliminaries vs. Pittsburgh  
3 – GAMES: 14, 1985 division semifinals vs. Minnesota  
4 – GAMES: 15, 1968 finals vs. Montreal  
5 – GAMES: 21, 2004 conference quarterfinals vs. San Jose  
6 – GAMES: 25, 1997 division quarterfinals vs. Detroit  
7 – GAMES: 33, 1993 division finals vs. Toronto

**FEWEST GOALS, BLUES, ONE SERIES:**  
2 – GAMES: 6, 1975 preliminaries vs. Pittsburgh  
3 – GAMES: 4, 1980 preliminaries vs. Chicago  
4 – GAMES: 3, 1969 finals vs. Montreal

5 – GAMES: 9, Twice, 2004 conference quarterfinals vs. San Jose and 1973 quarterfinals vs. Chicago  
6 – GAMES: 12, (three times) – last – 1999 conference semifinals vs. Dallas  
7 – GAMES: 11, 1993 division finals vs. Toronto

**FEWEST GOALS, OPPONENTS, ONE SERIES:**  
2 – GAMES: 9, 1975 preliminaries vs. Pittsburgh  
3 – GAMES: 7, 1976 preliminaries vs. Buffalo  
4 – GAMES: 3, 1969 quarterfinals vs. Philadelphia  
5 – GAMES: 5, 2002 conference quarterfinals vs. Chicago  
6 – GAMES: 10, 1970 semifinals vs. Pittsburgh  
7 – GAMES: 16, 1999 conference quarterfinals vs. Phoenix

**MOST GOALS, BOTH TEAMS, ONE GAME:**  
12 – (twice) – last – St. Louis 4 at Minnesota 8, April 24, 1991

**MOST GOALS, BLUES, ONE GAME:**  
8 – (3 times) – last – Los Angeles 3 at St. Louis 8, April 23, 1998

**MOST GOALS, OPPONENTS, ONE GAME:**  
10 – St. Louis 2 at Boston 10, April 20, 1972

**MOST GOALS, BOTH TEAMS, ONE PERIOD:**  
7 – St. Louis 2, Boston 5, 3rd period, April 20, 1972

**MOST GOALS, BLUES, ONE PERIOD:**  
5 – April 23, 2000 at San Jose, 2nd period

**MOST GOALS, OPPONENTS, ONE PERIOD:**  
5 – (3 times) – last – at Detroit, May 5, 1996, 1st period

### GAMES PLAYED

**MOST GAMES PLAYED, ONE YEAR:**  
19 – 1986

**FEWEST GAMES PLAYED, ONE YEAR:**  
2 – 1975

**MOST ROAD WINS, ONE YEAR:**  
4 – (4 times) – last – 2001

**MOST ROAD LOSSES, ONE YEAR:**  
6 – (3 times) – last – 1986

**MOST HOME WINS, ONE YEAR:**  
6 – (3 times) – last – 1986

**MOST HOME LOSSES, ONE YEAR:**  
4 – 1968

### SHUTOUTS

**MOST SHUTOUTS, ONE YEAR:**  
3 – (twice) - last - 2002

**FEWEST SHUTOUTS, ONE YEAR:**  
0 – (21 times) – last – 2009

**MOST TIMES SHUTOUT, ONE YEAR:**  
2 – 2002

**FEWEST TIMES SHUTOUT, ONE YEAR:**  
0 – (17 times) – last – 2012

**MOST SHUTOUTS, ONE SERIES:**  
3 – 2002 conference quarterfinals vs. Chicago (Brent Johnson)

## PLAYOFF RECORDS

### SHORTHANDED

**MOST SHORT HAND GOALS, BOTH TEAMS, ONE YEAR:**  
8 – 1968, Blues 5, Opponents 3

**MOST SHORT HAND GOALS, BOTH TEAMS, ONE SERIES:**  
7 – 1995 division quarterfinals vs. Vancouver

**MOST SHORT HAND GOALS, BOTH TEAMS, ONE GAME:**  
2 – (9 times) – last – April 10, 2004 conference quarterfinals vs. San Jose

**MOST SHORT HAND GOALS, BLUES, ONE YEAR:**  
5 – 1968

**MOST SHORT HAND GOALS, BLUES, ONE SERIES:**  
4 – 1996 conference quarterfinals vs. Toronto

**MOST SHORT HAND GOALS, BLUES, ONE GAME:**  
2 – (twice) – last – April 23, 1996 vs. Toronto

**MOST SHORT HAND GOALS, OPPONENTS, ONE YEAR:**  
6 – 1995 division quarterfinals vs. Vancouver

**MOST SHORT HAND GOALS, OPPONENTS, ONE SERIES:**  
6 – 1995 division quarterfinals vs. Vancouver

**MOST SHORT HAND GOALS, OPPONENTS, ONE GAME:**  
2 – (twice) – last – 1995 division quarterfinals vs. Vancouver, Game Five

**FEWEST SHORT HAND GOALS, BOTH TEAMS, ONE YEAR:**  
0 – (5 times) – last – 2009

**FEWEST SHORT HAND GOALS, BOTH TEAMS, ONE GAME:**  
0 – (227 times) – last – 2013 conference quarterfinals vs. Los Angeles Game Six

**FEWEST SHORT HAND GOALS, BLUES, ONE YEAR:**  
0 – (16 times) – last - 2012

**FEWEST SHORT HAND GOALS, BLUES, ONE SERIES:**  
0 – (31 times) – last – 2012

**FEWEST SHORT HAND GOALS, OPPONENTS, ONE YEAR:**  
0 – (10 times) – last – 2013

**FEWEST SHORT HAND GOALS, OPPONENTS, ONE SERIES:**  
0 – (26 times) – last – 2013 conference quarterfinals vs. Los Angeles

### FASTEST GOALS

**FASTEST TWO GOALS, BOTH TEAMS:**  
:07 – April 13, 1971, vs. Minnesota, 2nd period, Craig Cameron 2:42 and Jude Drouin 2:49

**FASTEST TWO GOALS, BLUES:**  
:07 – April 18, 1986, vs. Toronto, 2nd period, Gino Cavallini 2:40 and Ron Flockhart 2:47

**FASTEST TWO GOALS, OPPONENTS:**  
:08 – April 26, 1989, vs. Chicago, 2nd period, Bob Murray 9:17 and Wayne Presley 9:25

**MOST TIMES SHUTOUT, ONE SERIES:**  
2 – 2002 conference semifinals vs. Detroit

**FEWEST SHUTOUTS, ONE SERIES:**  
0 – (39 times)

**FEWEST TIMES SHUTOUT, ONE SERIES:**  
0 – (37 times)

**LONGEST SHUTOUT SEQUENCE:**  
207:44 – 2002 conference quarterfinals vs. Chicago

### POWER PLAY

**MOST POWER PLAY GOALS, BOTH TEAMS, ONE YEAR:**  
39 – 1986, Blues 13, Opponents 26

**MOST POWER PLAY GOALS, BOTH TEAMS, ONE SERIES:**  
18 – (twice) – last – 1988 division semifinals vs. Chicago

**MOST POWER PLAY GOALS, BOTH TEAMS, ONE GAME:**  
8 – April 24, 1991, Minnesota 4, Blues 4

**MOST POWER PLAY GOALS, BLUES, ONE YEAR:**  
19 – (twice) – last – 1970

**MOST POWER PLAY GOALS, BLUES, ONE SERIES:**  
10 – (twice) – last – 2003 quarterfinals vs. Vancouver

**MOST POWER PLAY GOALS, BLUES, ONE GAME:**  
4 – (twice) – last – April 27, 1998, conference quarterfinals vs. Los Angeles

**MOST POWER PLAY GOALS, OPPONENTS, ONE YEAR:**  
26 – 1986 (Minnesota 6, Toronto 7, Calgary 13)

**MOST POWER PLAY GOALS, OPPONENTS, ONE SERIES:**  
13 – 1986 conference finals vs. Calgary

**MOST POWER PLAY GOALS, OPPONENTS, ONE GAME:**  
4 – (6 times) – last – May 11, 1995 division quarterfinals vs. Vancouver

**FEWEST POWER PLAY GOALS, BOTH TEAMS, ONE YEAR:**  
2 – 1976, Blues 2, Opponents 0

**FEWEST POWER PLAY GOALS, BOTH TEAMS, ONE SERIES:**  
1 - 2012 semifinals, Blues 0, Los Angeles 1

**FEWEST POWER PLAY GOALS, BOTH TEAMS, ONE GAME:**  
0 – (54 times) – last – 2013 quarterfinals vs. Los Angeles Game Six

**FEWEST POWER PLAY GOALS, BLUES, ONE YEAR:**  
0 – 1977 quarterfinals vs. Montreal

**FEWEST POWER PLAY GOALS, BLUES, ONE SERIES:**  
0 – (twice) – last - 2012 semifinals vs. Los Angeles

**FEWEST POWER PLAY GOALS, BLUES, ONE GAME:**  
0 – (121 times) – last – 2013 quarterfinals vs. Los Angeles, Game Six

**FEWEST POWER PLAY GOALS, OPPONENTS, ONE YEAR:**  
0 – 1976

**FEWEST POWER PLAY GOALS, OPPONENTS, ONE SERIES:**  
0 – (twice) – last – 2001 conference quarterfinals vs. San Jose

**FEWEST POWER PLAY GOALS, OPPONENTS, ONE GAME:**  
0 – (124 times) – last – 2013 quarterfinals vs. Los Angeles Game Six



## PLAYOFF RECORDS

## FASTEST THREE GOALS, BOTH TEAMS:

:31 – April 30, 1970, vs. Pittsburgh, 3rd period, Bill McCreary  
5:26, Michel Briere 6:17, Tim Ecclestone 6:57

## FASTEST THREE GOALS, BLUES:

1:50 – April 24, 1981, vs. N.Y. Rangers, 2nd period, Bernie  
Federko 2:16, Rick LaPointe 3:14, Federko 4:06

## FASTEST THREE GOALS, OPPONENTS:

1:18 – May 18, 2001 vs. Colorado, 1st period, Steven Reinprecht  
14:13, Joe Sakic 15:17 and Ray Bourque 15:31

## FASTEST GOAL FROM START OF THE GAME, BLUES:

:18 – April 22, 1990, Sergio Momesso vs. Chicago

## FASTEST GOAL FROM START OF THE GAME, OPPONENT:

:14 – April 8, 1981, Greg Malone vs. Pittsburgh

## FASTEST GOAL FROM THE START OF A PERIOD, BLUES:

:13 – (twice) – last - April 24, 1991, Adam Oates vs. Minnesota,  
3rd period

## FASTEST GOAL FROM THE START OF A PERIOD, OPPONENTS:

:09 – (twice) – last - April 8, 1971, Murray Oliver vs. Minnesota,  
3rd period

## PENALTY MINUTES

## MOST PENALTY MINUTES, BOTH TEAMS, ONE SERIES:

2 – GAMES: 74, 1975 preliminaries vs. Pittsburgh  
3 – GAMES: 160, 1985 division semifinals vs. Minnesota  
4 – GAMES: 282, 1984 division semifinals vs. Detroit  
5 – GAMES: 372, 1988 division finals vs. Detroit  
6 – GAMES: 372, 1991 division finals vs. Minnesota  
7 – GAMES: 528, 1991 division semifinals vs. Detroit

## LEAST PENALTY MINUTES, BOTH TEAMS, ONE SERIES:

2 – GAMES: 74, 1975 preliminaries vs. Pittsburgh  
3 – GAMES: 82, 1980 preliminaries vs. Chicago  
4 – GAMES: 97, 1968 finals vs. Montreal  
5 – GAMES: 120, 2004 quarterfinals vs. San Jose  
6 – GAMES: 134, 1999 conference semifinals vs. Dallas  
7 – GAMES: 128, 1968 quarterfinals vs. Minnesota

## MOST PENALTY MINUTES, BLUES, ONE SERIES:

2 – GAMES: 56, 1975 preliminaries vs. Pittsburgh  
3 – GAMES: 72, 1985 division semifinals vs. Minnesota  
4 – GAMES: 151, 1984 division semifinals vs. Detroit  
5 – GAMES: 170, 1988 division finals vs. Detroit  
6 – GAMES: 198, 1997 division quarterfinals vs. Detroit  
7 – GAMES: 256, 1991 division semifinals vs. Detroit

## LEAST PENALTY MINUTES, BLUES, ONE SERIES:

2 – GAMES: 56, 1975 preliminaries vs. Pittsburgh  
3 – GAMES: 35, 1980 preliminaries vs. Chicago  
4 – GAMES: 53, 1970 finals vs. Boston  
5 – GAMES: 51, 1973 quarterfinals vs. Chicago  
6 – GAMES: 68, 1999 conference semifinals vs. Dallas  
7 – GAMES: 76, 1968 semifinals vs. Minnesota

## MOST PENALTY MINUTES, OPPONENTS, ONE SERIES:

2 – GAMES: 18, 1975 preliminaries vs. Pittsburgh  
3 – GAMES: 88, 1985 division semifinals vs. Minnesota  
4 – GAMES: 144, 1983 division semifinals vs. Chicago  
5 – GAMES: 202, 1988 division finals vs. Detroit  
6 – GAMES: 207, 1991 division finals vs. Minnesota  
7 – GAMES: 272, 1991 division semifinals vs. Detroit

## LEAST PENALTY MINUTES, OPPONENTS, ONE SERIES:

2 – GAMES: 18, 1975 preliminaries vs. Pittsburgh  
3 – GAMES: 46, 1976 preliminaries vs. Buffalo  
4 – GAMES: 40, 1968 finals vs. Montreal  
5 – GAMES: 52, 2004 quarterfinals vs. San Jose  
6 – GAMES: 66, 1999 conference semifinals vs. Dallas  
7 – GAMES: 52, 1968 semifinals vs. Minnesota

## MOST PENALTIES, BOTH TEAMS, ONE GAME:

66 – April 12, 1991, division semifinals vs. Detroit

## MOST PENALTIES, BLUES, ONE GAME:

33 – April 12, 1991, division semifinals vs. Detroit

## MOST PENALTIES, OPPONENTS, ONE GAME:

33 – April 12, 1991, division semifinals vs. Detroit

## MOST PENALTY MINUTES, BOTH TEAMS, ONE GAME:

298 – April 12, 1991, division semifinals vs. Detroit

## MOST PENALTY MINUTES, BLUES, ONE GAME:

146 – April 12, 1991, division semifinals vs. Detroit

## MOST PENALTY MINUTES, OPPONENTS, ONE GAME:

152 – April 12, 1991, division semifinals vs. Detroit

## LEAST PENALTY MINUTES, BOTH TEAMS, ONE GAME:

4 – May 10, 2013, conference quarterfinals vs. Los Angeles

## LEAST PENALTY MINUTES, BLUES, ONE GAME:

2 – (twice) – last – May 10, 2013, conference quarterfinals vs.  
Los Angeles

## LEAST PENALTY MINUTES, OPPONENTS, ONE GAME:

2 – May 10, 2013, conference quarterfinals at Los Angeles

## MOST PENALTY MINUTES, BOTH TEAMS, ONE PERIOD:

243 – April 12, 1991, division semifinals vs. Detroit, third period

## MOST PENALTY MINUTES, BLUES, ONE PERIOD:

129 – April 12, 1991, division semifinals vs. Detroit, third period

## MOST PENALTY MINUTES, OPPONENTS, ONE PERIOD:

114 – April 12, 1991, division semifinals vs. Detroit, third period

## OVERTIME

## LAST OVERTIME GAME AT HOME:

May 8, 2013 vs. Los Angeles, Los Angeles won 3-2

## LAST OVERTIME GAME ON THE ROAD:

April 8, 2004 at San Jose, San Jose won 1-0

## LAST OVERTIME WIN AT HOME:

April 30, 2013 vs. Los Angeles, 2-1

## LAST OVERTIME LOSS AT HOME:

May 8, 2013 vs. Los Angeles, 2-3

## LAST OVERTIME WIN ON THE ROAD:

May 4, 1999 vs. Phoenix, 1-0

## LAST OVERTIME LOSS ON THE ROAD:

April 8, 2004 at San Jose, 1-0

## LONGEST OVERTIME GAME:

HOME: April 20, 1989, 33:49 OT - Blues 5, Chicago 4  
ROAD: April 7, 1984, 37:07 OT - Blues 4, Detroit 3

## SHORTEST OVERTIME GAME:

HOME: Apr. 21, 1996, 1:24 OT - Blues 3, Toronto 2  
ROAD: May 21, 2001, :24 OT - Colorado 2, Blues 1

## MOST OVERTIME GAMES, ONE YEAR:

8 – 1968

## FEWEST OVERTIME GAMES, ONE YEAR:

0 – (11 times) – last – 2003

## SHOTS

## MOST SHOTS, BLUES, ONE GAME (Not including overtime):

48 – (3 times) – last – April 22, 1994 vs. Dallas

## MOST SHOTS, BLUES, OVERTIME GAME:

64 – April 15, 1968 vs. Philadelphia

## MOST SHOTS, OPPONENTS, ONE GAME (Not including overtime):

51 – (twice) – last – April 20, 1994 at Dallas

## MOST SHOTS, OPPONENTS, OVERTIME GAME:

64 – May 3, 1993 at Toronto

## MOST SHOTS BLUES, ONE PERIOD:

25 – May 19, 1995 vs. Vancouver, 2nd period

## MOST SHOTS OPPONENTS, ONE PERIOD:

23 – May 5, 1993 at Toronto, 1st period

## FEWEST SHOTS, BLUES, ONE GAME (Not including overtime):

13 – April 10, 1973 vs. Chicago

## FEWEST SHOTS, BLUES, OVERTIME GAME:

15 – May 9, 1968 vs. Montreal

## FEWEST SHOTS, OPPONENTS, ONE GAME (Not including overtime):

14 – (twice) – last – April 14, 2003 vs. Vancouver

## FEWEST SHOTS, OPPONENTS, OVERTIME GAME:

24 – (twice) – last – April 21, 1982 vs. Chicago

## FEWEST SHOTS, BLUES, ONE PERIOD:

1 – (twice) – last – April 23, 2002 at Chicago, 1st period

## FEWEST SHOTS, OPPONENTS, ONE PERIOD:

2 – (7 times) – last – May 4, 2013, Los Angeles, 3rd period

## INDIVIDUAL PLAYOFF RECORDS

## MOST GAMES, CAREER:

102 – Brett Hull

## MOST POINTS, CAREER:

117 – Brett Hull

## MOST GOALS, CAREER:

67 – Brett Hull

## MOST GAME WINNING GOALS, CAREER:

15 – Brett Hull

## MOST ASSISTS, CAREER:

66 – Bernie Federko

## MOST OVERTIME GOALS, CAREER:

2 – (4 players) – Brett Hull, Mark Reeds, Pierre Turgeon, Scott Young

## MOST POWER PLAY GOALS, CAREER:

25 – Brett Hull

## MOST SHORT HAND GOALS, CAREER:

2 – (7 players) – Bill McCreary, Larry Patey, Doug Gilmour, Brett  
Hull, Peter Zezel, Scott Young, Dallas Drake

## MOST THREE-GOAL GAMES, CAREER:

2 – Frank St. Marseille

## MOST PENALTY MINUTES, CAREER:

249 – Brian Sutter

## POINTS

## MOST POINTS, ONE YEAR:

21 – (3 players) – Doug Gilmour & Bernie Federko, 1986, Brett  
Hull, 1990

## MOST POINTS, DEFENSEMAN, ONE YEAR:

12 – (3 players) – Joe Micheletti, 1981, Jeff Brown, 1990 & 1991,  
Al MacInnis, 1999

## MOST POINTS, ROOKIE, ONE YEAR:

18 – Joe Mullen, 1982

## MOST GOALS, ONE YEAR:

13 – Brett Hull, 1990

## MOST GOALS, DEFENSEMAN, ONE YEAR:

4 – Al MacInnis, 1999

## MOST GOALS, ROOKIE, ONE YEAR:

7 – (2 players) – Joe Mullen, 1982, Brett Hull, 1988

## MOST GAME WINNING GOALS, ONE YEAR:

3 – (2 palyers) – Brett Hull, 1988, 1990 & Scott Young, 2001

## MOST OVERTIME GOALS, ONE YEAR:

2 – Pierre Turgeon, 1999

## MOST POWER PLAY GOALS, ONE YEAR:

7 – Brett Hull, 1990

## MOST SHORT HAND GOALS, ONE YEAR:

2 – Bill McCreary, 1968, Doug Gilmour, 1986 & Scott Young, 2001

## MOST GOALS, ONE GAME:

4 – Tony Hrkac, April 10, 1988 vs. Chicago

## MOST GOALS, OPPONENTS, ONE GAME:

3 – (16 times) – last, Patrick Marleau, April 10, 2004 vs. San Jose

## MOST ASSISTS, ONE YEAR:

15 – Bernie Federko, 1982

## MOST ASSISTS, DEFENSEMAN, ONE YEAR:

11 – Joe Micheletti, 1981

## MOST ASSISTS, GOALTENDER, ONE YEAR:

2 – Jon Casey, 1996

## MOST ASSISTS, DEFENSEMAN, ONE GAME:

4 – Brian Benning, April 11, 1987

## MOST ASSISTS, ROOKIE, ONE YEAR:

11 – Joe Mullen, 1982



## PLAYOFF RECORDS

### MOST ASSISTS, ONE GAME:

5 – Doug Gilmour, April 15, 1986  
Geoff Courtnall, April 23, 1998

### MOST POINTS, ONE GAME:

6 – Geoff Courtnall, April 23, 1998, 1-5=6

### MOST POINTS, ONE GAME, OPPONENT:

6 – (twice) – last – Steve Larmer, Chicago, April 30, 1990, 2-4=6

### FASTEST TWO GOALS, ONE PLAYER:

1:50 – Bernie Federko, April 24, 1981 vs. Rangers

### FASTEST TWO GOALS, OPPONENT:

:18 – Dick Redmond, April 4, 1973 at Chicago

### FASTEST THREE GOALS, BLUES, ONE PLAYER:

4:16 – Brendan Shanahan, May 13, 1995 vs. Vancouver

### FASTEST THREE GOALS, OPPONENT, ONE PLAYER:

7:11 – Dick Redmond, April 4, 1973 at Chicago

### LONGEST POINT SCORING STREAK:

9 – Tony Currie, 1981 & Bernie Federko, 1982

### LONGEST GOAL SCORING STREAK:

5 – Phil Roberto, 1972

### LONGEST ASSIST SCORING STREAK:

7 – Bernie Federko, 1982

## GOALTENDING

### MOST SHUTOUTS, CAREER:

4 – Jacques Plante

### MOST GAMES BY A GOALTENDER, CAREER:

39 – Mike Liut

### MOST MINUTES BY A GOALTENDER, CAREER:

2,326 – Mike Liut

### MOST ASSISTS BY A GOALTENDER, CAREER:

2 – (3 players) – Curtis Joseph, Jon Casey, Grant Fuhr

### MOST MINUTES BY A GOALTENDER, ONE YEAR:

1111:01 – Glenn Hall, 1968

### MOST MINUTES BY A GOALTENDER, ONE SERIES:

464 – Curtis Joseph, 1993 vs. Toronto

### MOST SHUTOUTS, ONE YEAR:

3 – (twice) – last – Brent Johnson 2002, conference quarterfinals vs. Chicago

### MOST CONSECUTIVE SHUTOUTS:

3 – Brent Johnson 2002, conference quarterfinals vs. Chicago

### LONGEST SHUTOUT SEQUENCE:

206:45 – Brent Johnson – 2002, conference quarterfinals vs. Chicago

### MOST CONSECUTIVE GAMES WON:

8 – Jacques Plante, 1969

### MOST CONSECUTIVE SHOTS SAVED:

105 – Curtis Joseph, 1993 vs. Chicago

### MOST SHOTS AGAINST, ONE YEAR:

438 – Curtis Joseph, 1993

### MOST SHOTS AGAINST, ONE SERIES:

298 – Curtis Joseph, 1993 vs. Toronto

### MOST SHOTS AGAINST, ONE GAME:

63 – Curtis Joseph, 1993 Game 1 (NDF) vs. Toronto

### MOST SHOTS SAVED, ONE YEAR:

411 – Curtis Joseph, 1993

### MOST SHOTS SAVED, ONE SERIES:

277 – Curtis Joseph, 1993 vs. Toronto

### MOST SHOTS SAVED, ONE GAME:

61 – Curtis Joseph, 1993 Game 1 (NDF) vs. Toronto

### LOWEST GOALS AGAINST AVERAGE, ONE SERIES:

0.79 – Jacques Plante, 1969 vs. Philadelphia

### LOWEST GOALS AGAINST AVERAGE, ONE YEAR:

1.90 – Brian Elliott, 2013 (6 games) / 1.94 Brent Johnson, 2001 (2 games)

### MOST GOALS IN A SERIES:

2 – GAMES: 1 – R. Berenson, C. Larose, G. Unger, B. Collins, L. Sacharuk, W. Merrick vs. Pittsburgh, 1975

3 – GAMES: 2 – Garry Unger, Chuck Leffley vs. Buffalo, 1976, Brian Sutter vs. Minnesota, 1985

4 – GAMES: 7 – Brian Sutter vs. Winnipeg, 1982

5 – GAMES: 6 – Brett Hull vs. Chicago, 1988 Peter Zedel vs. Minnesota, 1989

6 – GAMES: 5 – Al McDonald vs. Minnesota, 1970 Shayne Corson vs. Toronto, 1996

7 – GAMES: 8 – Brett Hull vs. Chicago, 1990 Brett Hull vs. Detroit, 1991

### MOST ASSISTS IN A SERIES:

2 – GAMES: 3 – Garry Unger vs. Pittsburgh, 1975

3 – GAMES: 3 – Rob Ramage vs. Minnesota, 1985

4 – GAMES: 10 – Bernie Federko vs. Winnipeg, 1982

5 – GAMES: 9 – Doug Gilmour vs. Chicago, 1988

6 – GAMES: 9 – Wayne Gretzky vs. Toronto, 1996

7 – GAMES: 9 – Adam Oates vs. Detroit, 1991

### MOST POINTS IN A SERIES:

2 – GAMES: 4 – Garry Unger vs. Pittsburgh, 1975, 1-3=4

3 – GAMES: 4 – Rob Ramage vs. Minnesota, 1985, 1-3=4

4 – GAMES: 12 – Joe Millen vs. Winnipeg, 1982, 3-9=12

5 – GAMES: 11 – Doug Gilmour vs. Chicago, 1988, 2-9=11

6 – GAMES: 9 – (3 players) – Wayne Gretzky vs. Toronto, 1996, 0-9=9, Brett Hull vs. Detroit, 1997, 2-7=9, Pierre Turgeon vs. San Jose, 2001, 2-7=9.

7 – GAMES: 13 – Doug Weight vs. Vancouver, 2003, 5-8= 13, Brett Hull vs. Detroit, 1991, 8-5=13, Adam Oates vs. Detroit, 1991, 4-9=13

## ST. LOUIS BLUES ALL-TIME PLAYOFF PENALTY SHOTS

### PENALTY SHOTS FOR

SEASON	DATE	PLAYER	GOALTENDER	TEAM	RESULT
1967-68	Apr. 27	Jim Roberts	Cesare Maniago	vs. Minnesota	unsuccessful

### PENALTY SHOTS AGAINST

SEASON	DATE	PLAYER	GOALTENDER	TEAM	RESULT
2000-01	May 12	Joe Sakic	Roman Turek	@ Colorado	successful
1980-81	Apr. 17	Anders Hedberg	Mike Liut	vs. N.Y. Rangers	successful

## ST. LOUIS BLUES CAREER PLAYOFF HAT-TRICKS

SEASON	PLAYER	DATE	OPPONENT
2003-04	Mike Sillinger	April 12	San Jose
2001-02	Keith Tkachuk	May 7	Detroit
1999-00	Scott Young	April 23	@ San Jose
1994-95	Brendan Shanahan	May 13	@ Vancouver
1990-91	Adam Oates	April 12	Detroit
1988-89	Peter Zedel	April 11	Minnesota
1987-88	Tony Hrkac	April 10	@ Chicago
1985-86	Greg Paslawski	April 15	@ Minnesota
1983-84	Jorgen Pettersson	April 8	@ Detroit
1971-72	Frank St. Marseille	April 6	@ Minnesota
1969-70	Frank St. Marseille	April 28	Pittsburgh
1968-69	Red Berenson	April 15	Los Angeles

## ALL-TIME PLAYOFF ROSTER

NO.	NAME AND POSITION	GP	G	A	TP	PIM
4	Bruce Affleck (D), 1974-79	8	0	0	0	0
9, 36	Glenn Anderson (RW), 1994-96	17	2	5	7	55
12	Perry Anderson (LW), 1981-85	22	2	0	2	38
16	Ron Anderson (RW), 1969-70	1	0	0	0	0
3	Al Arbour (D), 1967-71	46	0	4	4	42
17, 24	John Arbour (D), 1970-72	5	0	0	0	0
44	Jason Arnott (C), 2011-12	7	1	0	1	0
23	Blair Atcheynum (RW), 1997-99	23	1	3	4	8
55	Christian Backman (D), 2002-08	5	0	2	2	4
10	Wayne Babych (RW), 1978-84	31	7	8	15	22
<b>42</b>	<b>David Backes (RW), 2006-Present</b>	<b>19</b>	<b>4</b>	<b>6</b>	<b>10</b>	<b>28</b>
25	Bill Baker (D), 1981-82	4	0	0	0	0
6, 23, 34	Murray Baron (D), 1991-97, 2003-04	42	2	1	3	52
6	David Barr (RW), 1983-87	13	1	1	2	16
23, 56	Lubos Barstecko (LW), 1998-01	12	1	1	2	2
28, 41	Bob Bassen (C), 1990-94, 1999-2000	30	1	5	6	38
19	Eddy Beers (LW), 1985-86	19	3	4	7	8
10	Bruce Bell (D), 1985-87	18	1	3	4	20
19, 24, 25	Curt Bennett (LW), 1970-72, 1977-79	12	0	0	0	12
2	Brian Benning (D), 1984-85, 1986-90	29	3	13	16	58
7, 9	Red Berenson (C), 1967-71, 1974-78	55	21	12	33	41
4	Marc Bergevin (D), 1996-02	30	1	2	3	26
<b>21</b>	<b>Patrik Berglund (C), 2008-Present</b>	<b>19</b>	<b>4</b>	<b>5</b>	<b>9</b>	<b>10</b>
14, 33	Eric Boguniecki (C), 2000-2006	9	1	3	4	2
21	Chris Bordeleau (C), 1970-72	5	0	1	1	17
6, 25	Tim Bothwell (D), 1982-85, 1986-89	30	0	3	3	40
19	Andre Boudrias (LW), 1969-70	14	2	4	6	4
6, 10, 28	Rick Bourbonnais (RW), 1975-78	4	0	1	1	0
4	Charlie Bourgeois (D), 1985-88	25	2	2	4	143
<b>19</b>	<b>Jay Bouwmeester (D), 2013-Present</b>	<b>6</b>	<b>0</b>	<b>1</b>	<b>1</b>	<b>0</b>
22, 38	Brad Boyes (RW), 2006-11	4	2	1	3	0
26	Steve Bozek (LW), 1987-88	7	1	1	2	6
36	Philippe Bozon (LW), 1991-95	19	2	0	2	31
40	Fred Brathwaite (G), 2001-03	1	0	0	0	0
2	Carl Brewer (D), 1970-72	5	0	2	2	8
19	Rod Brind'Amour (C), 1989-91	30	9	13	22	20
21	Jeff Brown (D), 1989-94	42	10	28	38	18
10, 16	Jack Brownschilde (D), 1977-84	26	0	5	5	18
26	David Bruce (LW), 1990-91	2	0	0	0	2
13	Valeri Bure (RW), 2002-03	6	0	2	2	8
5, 6	Garth Butcher (D), 1990-94	29	4	4	8	90
17	Jerry Butler (RW), 1975-78	7	0	0	0	14
26	Petr Cajanek (RW), 2002-08	7	0	2	2	4
16, 19, 21	Craig Cameron (RW), 1967-69, 1970-71	22	3	0	3	15
10	Jim Campbell (RW), 1996-00	14	8	3	11	18
21	Guy Carbonneau (C), 1994-95	7	1	2	3	6
33	Kent Carlson (D), 1985-86	8	0	0	0	13
30	Jacques Caron (G), 1971-73	12	0	0	0	2
30	Jon Casey (G), 1994-97	14	0	2	2	8
17	Gino Cavallini (LW), 1985-92	67	14	19	33	62
14	Paul Cavallini (D), 1987-93	49	7	15	22	86
14	Blair Chapman (RW), 1979-83	15	2	5	7	6
39	Kelly Chase (RW), 1989-94, 1997-2000	27	1	1	2	100
27	Denis Chasse (RW), 1993-96	7	1	7	8	23
27	Guy Chouinard (C), 1983-84	5	0	2	2	0
17	Dave Christian (RW), 1991-92	4	3	0	3	0
21	Bill Collins (RW), 1973-75	2	1	0	1	0
28	Carlo Colaiacovo (D), 2008-12	11	0	3	3	18
<b>28, 23</b>	<b>Ian Cole (D), 2010-present</b>	<b>2</b>	<b>0</b>	<b>0</b>	<b>0</b>	<b>0</b>
14	Wayne Connelly (C), 1970-72	6	2	1	3	0

## ALL-TIME PLAYOFF ROSTER

NO.	NAME AND POSITION	GP	G	A	TP	PIM
22	Craig Conroy (C), 1996-2001	36	3	5	8	24
15, 18	Daniel Corso (C), 2000-03	14	0	1	1	0
9	Shayne Corson (LW), 1995-97	13	8	6	14	22
9, 14	Geoff Courtall (LW), 1990-91, 1995-2000	42	7	16	23	65
<b>79</b>	<b>Adam Cracknell (RW), 2013-Present</b>	<b>5</b>	<b>0</b>	<b>0</b>	<b>0</b>	<b>0</b>
18, 27	Bobby Crawford (RW), 1979-80, 1981-83	4	0	0	0	0
20	Adam Creighton (C), 1994-96	20	3	1	4	24
12, 19	Terry Crisp (C), 1967-72	63	8	15	23	32
26	B.J. Crombeen (RW), 2008-12	11	1	0	1	43
26	Mike Crombeen (RW), 1978-83	27	6	2	8	32
15	Tony Currie (RW), 1977-82	13	4	12	16	4
4	Paul Curtis (D), 1972-73	5	0	0	0	2
17	Denis Cyr (LW), 1984-86	3	0	0	0	0
36	Matt D'Agostini (RW), 2010-2012	4	1	0	1	4
22	Mike Danton (C), 2003-04	5	1	0	1	2
30	John Davidson (G), 1973-75	1	0	0	0	0
27	Gilbert Delorme (D), 1983-85	14	1	3	4	11
9	Ab DeMarco (D), 1972-74	4	1	1	2	2
38	Pavol Demitra (LW), 1996-2004	66	18	25	43	26
14, 22, 25	Norm Dennis (C), 1968-72	5	0	0	0	2
34, 37	Robert Dirk (D), 1987-91	9	0	1	1	2
30, 50	Reinhard Divis (G), 2001-06	1	0	0	0	0
2	Andre Dore (D), 1982-84	4	0	1	1	8
10	Dallas Drake (RW), 2000-07	35	6	7	13	49
28	Steve Duchesne (D), 1993-95, 1997-98	21	0	10	10	10
23	Luc Dufour (LW), 1984-85	1	0	0	0	2
32	Donald Dufresne (D), 1994-96	3	0	0	0	4
19	Blake Dunlop (C), 1979-84	28	3	8	11	10
3	Andre Dupont (D), 1971-73	11	1	0	1	20
2, 8	Steve Durbano (D), 1972-74, 1978-79	5	0	2	2	8
32	Mike Eastwood (C), 1997-2003	48	3	4	7	20
14	Tim Ecclestone (LW), 1967-71	40	6	8	14	70
15	Jack Egers (RW), 1971-74	16	1	5	6	16
14	Todd Elik (C), 1994-95	7	4	3	7	2
6	Dave Ellett (D), 1999-2000	7	0	1	1	2
4	Kari Eloranta (D), 1981-82	5	0	0	0	0
7, 32	Nelson Emerson (RW), 1990-93	17	4	9	13	27
6	Chris Evans (D), 1971-75	12	1	1	2	8
18, 19, 32	Doug Evans (LW), 1985-90	14	1	2	3	26
21	Todd Ewen (RW), 1986-90	12	0	0	0	0
36	Glen Featherstone (D), 1988-91	27	0	2	2	78
24	Bernie Federko (C), 1976-89	91	35	66	101	83
9, 17	Denny Felsner (LW), 1991-95	10	2	3	5	2
37	Jeff Finley (D), 1998-2004	39	1	4	5	28
12	Ron Flockhart (C), 1985-88	8	1	3	4	6
2, 19, 20	Ray Fortin (D), 1967-70	6	0	0	0	0
2, 5	Len Frig (D), 1977-78, 1979-80	3	0	0	0	0
31	Grant Fuhr (G), 1995-99	31	0	2	2	8
19	Perry Ganchar (RW), 1983-85	7	3	1	4	0
3, 4	Bob Gassoff (D), 1973-77	9	0	1	1	16
7	Greg Gilbert (LW), 1994-96	7	0	3	3	6
2	Curt Giles (D), 1991-93	6	1	1	2	2
5	Todd Gill (D), 1997-99	10	2	2	4	10
9, 18	Doug Gilmour (C), 1983-88	49	17	38	55	71
23	Gaston Gingras (D), 1987-89	17	1	4	5	6
10	Phil Goyette (C), 1969-70	16	3	11	14	6
99	Wayne Gretzky (C), 1995-96	13	2	14	16	0
5	Alexei Gusarov (D), 2000-01	13	0	0	0	4
1	Glenn Hall (G), 1967-71	31	0	0	0	0

## ALL-TIME PLAYOFF ROSTER

NO.	NAME AND POSITION	GP	G	A	TP	PIM
23	Jean Hamel (D), 1972-74	2	0	0	0	0
26	Michal Handzus (C), 1998-2001	18	0	5	5	14
2	Terry Harper (D), 1979-80	3	0	0	0	2
2, 29	Gerry Hart (D), 1980-83	20	0	3	3	60
2	Doug Harvey (D), 1968-69	8	0	4	4	12
29, 40	Guy Hebert (G), 1991-93	1	0	0	0	0
17, 55	Jochen Hecht (LW), 1998-01	27	8	10	18	6
44	Bret Hedican (D), 1991-94	15	0	0	0	14
30, 31	Rick Heinz (RW), 1980-85	1	0	0	0	0
21	Camille Henry (C), 1968-70	11	2	5	7	0
23, 34	Bob Hess (D), 1974-79, 1980-81	3	0	1	1	2
18, 61	Pat Hickey (LW), 1982-85	14	1	1	2	8
6	Sean Hill (D), 2000-02	15	0	1	1	12
13	Dan Hinote (RW), 2006-2009	3	0	0	0	4
17, 24, 25	Larry Hornung (D), 1970-72	11	0	2	2	2
33	Bill Houlder (D), 1994-95	4	1	1	2	0
6	Phil Housley (D), 1993-94	4	2	1	3	4
26	Dave Hrechkosy (LW), 1975-77	3	1	0	1	2
18	Tony Hrkac (C), 1986-90, 1993-94	21	7	2	9	4
3, 12, 26	Fran Huck (C), 1970-71, 1972-73	11	3	4	7	2
22	Charlie Huddy (D), 1995-96	13	1	0	1	8
15	Mike Hudson (C/LW), 1995-96	2	0	1	1	4
16	Brett Hull (RW), 1987-98	102	67	50	117	51
20	Mark Hunter (RW), 1985-88	29	9	13	22	82
6	Kent Huskins (D), 2011-12	1	0	0	0	2
27	Ted Irvine (LW), 1975-77	6	0	2	2	4
1	Pat Jablonski (G), 1989-92, 1995-96	3	0	0	0	0
5	<b>Barret Jackman (D), 2001-Present</b>	<b>27</b>	<b>1</b>	<b>3</b>	<b>4</b>	<b>52</b>
15	Craig Janney (C), 1991-95	21	3	18	21	0
55	Cam Janssen (RW), 2007-2011	1	0	0	0	0
1, 35	Brent Johnson (G), 1998-99, 2000-04	12	0	0	0	4
23	Craig Johnson (LW), 1994-96	1	0	0	0	2
10	Mark Johnson (C), 1984-85	3	0	1	1	0
17	Ryan Johnson (C), 2002-2008	9	0	2	2	6
26	Terry Johnson (D), 1983-86	14	0	1	1	44
1	Eddie Johnston (G), 1974-78	4	0	0	0	0
31	Curtis Joseph (G), 1989-95	34	0	2	2	4
12	Vitali Karamnov (LW), 1992-95	2	0	0	0	2
7	Alexei Kasatonov (D), 1993-94	4	2	0	2	2
17	Ed Kea (D), 1979-83	24	2	3	5	30
18, 21	Larry Keenan (LW), 1967-71	46	15	16	31	12
29	Alexander Khavanov (D), 2000-04	26	5	5	10	18
13	Yuri Khmylev (LW), 1995-97	6	1	1	2	4
29	Darin Kimble (RW), 1990-92	18	0	0	0	45
28	Ralph Klassen (C), 1979-84	24	4	2	6	12
38	Igor Korolev (C), 1992-94	5	0	0	0	0
5	Igor Kravchuk (D), 1995-97	12	1	5	6	6
46	Christian Laflamme (D), 2001-04	5	0	0	0	4
26	Mike Lalor (D), 1988-90	22	1	3	4	45
15	Jamie Langenbrunner (RW), 2011-12	9	1	0	1	11
22	Ian Laperriere (C/RW), 1993-96	7	0	4	4	21
4, 5	Guy Lapointe (D), 1981-83	11	1	1	2	17
18	Rick Lapointe (D), 1979-82	14	2	3	5	24
12	Claude Larose (RW), 1974-78	9	2	1	3	0
16	Kevin LaVallee (LW), 1984-86	13	2	2	4	6
16	Brian Lavender (LW), 1971-72	3	0	0	0	2
27	Steve Leach (RW), 1995-97	17	3	2	5	43
25	Chuck Lefley (LW), 1974-77, 1979-81	5	2	2	4	4
23	Alain Lemieux (C), 1981-85	4	0	1	1	0
15, 16	Jocelyn Lemieux (RW), 1986-88	10	0	1	1	21

## ALL-TIME PLAYOFF ROSTER

NO.	NAME AND POSITION	GP	G	A	TP	PIM
33	<b>Jordan Leopold (D), 2013-Present</b>	<b>6</b>	<b>0</b>	<b>0</b>	<b>0</b>	<b>0</b>
2	Craig Levie (D), 1984-85	1	0	0	0	0
6	Doug Lidster (D), 1994-95	4	0	0	0	2
1	Mike Liut (G), 1979-85	39	0	0	0	0
19	Jim Lorentz (C/RW), 1970-72	6	0	1	1	4
10, 12	Dave Lowry (LW), 1988-93	52	5	11	16	112
17	Bernie Lukowich (D), 1974-75	2	0	0	0	0
2	Al MacInnis (D), 1994-2004	82	14	44	58	102
23, 26	Dave Mackey (LW), 1991-94	3	0	0	0	2
15, 25	Paul MacLean (RW), 1980-81, 1989-91	13	4	3	7	20
21	Bob MacMillan (RW), 1975-78	7	0	2	2	0
22, 23	Craig MacTavish (C), 1995-97	14	0	2	2	8
25	Connie Madigan (D), 1972-73	5	0	0	0	4
44	Mario Marios (D), 1990-92	9	0	0	0	37
30	Seth Martin (G), 1967-68	2	0	0	0	0
12	Steve Martins (C), 2002-04	3	0	1	1	0
50	Chris Mason (G), 2008-10	4	0	0	0	0
24, 26, 27	Jamie Masters (D), 1975-77, 1978-79	2	0	0	0	0
32, 33	Stephane Matteau (LW), 1995-97	16	0	2	2	8
4	Bryan Maxwell (D), 1979-81	12	0	1	1	63
21	Jamal Mayers (RW), 1996-2008	48	5	8	13	20
19	Chris McAplene (D), 1996-2000	27	0	1	1	18
9, 18	Jay McClement (C), 2005-11	4	0	0	0	4
15	Bill McCreary (LW), 1967-71	48	6	16	22	14
20	Ab McDonald (LW), 1968-71	28	7	11	18	23
10	Andy McDonald (LW), 2007-13	19	6	8	14	8
30	Peter McDuffe (G), 1971-72	1	0	0	0	0
74, 77	Jay McKee (D), 2006-2009	4	0	0	0	4
10	Tony McKegney (LW), 1987-89	12	3	7	10	8
17	Don McKenney (C), 1967-68	6	1	1	2	2
29	Jamie McLennan (G), 1997-2000	2	0	0	0	6
17	Basil McRae (LW), 1992-96	22	2	2	4	40
22	Rick Meagher (C), 1985-91	62	8	7	15	41
19	Scott Mellanby (RW), 2000-04	35	10	8	18	47
10, 19, 20	Wayne Merrick (C), 1972-76	7	1	2	3	2
12	Joe Micheletti (D), 1979-82	11	1	11	12	10
37	Kevin Miehme (C), 1992-94	2	0	1	1	0
29	Greg Millen (G), 1984-90	35	0	0	0	4
14	Kevin Miller (C), 1992-95	13	1	3	4	15
26, 27	Sergio Momesso (LW), 1988-91, 1996-97	25	5	7	12	93
41	Michel Mongeau (C), 1989-92	2	0	1	1	0
12	Dickie Moore (LW), 1967-68	18	7	7	14	15
10	George Morrison (LW), 1970-72	3	0	0	0	0
7	Joe Mullen (RW), 1979-86	20	9	11	20	4
17, 21	Joe Murphy (RW), 1996-98	6	1	1	2	10
14	Mike Murphy (RW), 1971-73	11	2	3	5	6
12, 47	Ladislav Nagy (LW), 1999-2001	6	1	1	2	0
9	Tyson Nash (LW), 1998-2003	23	3	2	5	52
27	Ric Nattress (D), 1985-87	24	1	4	5	26
93	Petr Nedved (C), 1993-94	4	0	1	1	4
12	Scott Nichol (C), 2011-12	9	0	1	1	14
28	Brian Noonan (RW), 1995-97	13	4	1	5	10
5	Jeff Norton (D), 1994-96	7	1	1	2	11
20, 23	Lee Norwood (D), 1985-86, 1991-93	20	2	8	10	64
12	Adam Oates (C), 1989-92	25	9	25	34	14
20	Gerry Odrowski (D), 1971-72	11	0	0	0	8
35	Christer Olsson (D), 1995-97	3	0	0	0	0
30	Chris Osgood (G), 2002-04	12	0	1	1	4
22	Danny O'Shea (C), 1971-73	15	0	2	2	38
21	Kevin O'Shea (RW), 1971-73	12	2	1	3	10



## ALL-TIME PLAYOFF ROSTER

NO.	NAME AND POSITION	GP	G	A	TP	PIM
74	<b>T.J. Oshie (C), 2008-Present</b>	19	2	3	5	10
14, 19, 24, 27	Doug Palazzari (C), 1974-75, 1976-79	2	0	0	0	0
28	Greg Paslawski (RW), 1983-89	47	15	10	25	25
6	Larry Patey (C), 1975-84	35	8	9	17	51
27	Craig Patrick (RW), 1974-75	2	0	1	1	0
35	Jim Pavese (D), 1981-88	29	0	5	5	66
12, 27	Rob Pearson (RW), 1995-97	2	0	0	0	14
18, 33, 36, 39	Scott Pellerin (LW), 1996-2000, 2003-04	31	1	2	3	22
20	Mike Peluso (LW), 1996-97	5	0	0	0	25
57	David Perron (LW), 2007-13	19	2	7	9	20
7, 28	Ricard Persson (D), 1996-2000	22	1	3	4	44
36	Robert Petrovicky (C), 1996-97	2	0	0	0	0
22	Jorgen Pettersson (LW), 1980-85	36	14	10	24	2
27	<b>Alex Pietrangelo (D), 2008-Present</b>	14	1	6	7	2
34	Michel Picard (LW), 1997-99	5	0	0	0	0
4, 12	Noel Picard (D), 1967-73	47	2	10	12	167
2	Dave Pichette (D), 1983-84	9	1	2	3	18
8	Barclay Plager (D), 1967-77	68	3	20	23	182
22, 23	Billy Plager (D), 1968-72	19	0	0	0	18
5	Bob Plager (D), 1967-78	74	2	17	19	195
1, 30	Jacques Plante (G), 1968-70	16	0	1	1	2
16	Pierre Plante (RW), 1972-77	14	2	0	2	31
25	Shjon Podein (LW), 2001-03	17	0	1	1	12
20	Rudy Poeschek (D), 1997-2000	2	0	0	0	6
46	<b>Roman Polak (D), 2006-Present</b>	19	0	1	1	21
32	<b>Chris Porter (LW), 2013-Present</b>	6	1	0	1	0
25	Vitali Prokhorov (LW), 1992-95	4	0	0	0	0
44	Chris Pronger (D), 1995-2004	85	10	41	51	210
7	Dan Quinn (C), 1990-91	13	4	7	11	32
33	Stephane Quintal (D), 1991-93	13	1	2	3	14
29	Bruce Racine (G), 1995-96	1	0	0	0	0
25	Herb Raglan (RW), 1985-91	32	3	6	9	50
5	Rob Ramage (D), 1982-88	43	5	26	31	147
15	Marty Reasoner (C), 1998-2001	17	5	2	7	4
75	<b>Ryan Reaves (RW), 2010-Present</b>	8	0	0	0	2
15, 33	Mark Reeds (RW), 1981-87	53	8	9	17	23
28	Todd Reirden (D), 1999-01	5	0	1	1	0
25	Pascal Rheume (C), 1997-2001, 2003-04	21	2	4	6	14
30	Vincent Riendeau (G), 1988-92	21	0	0	0	0
19	Stephane Richer (RW), 1999-2000	3	1	0	1	0
6	Jamie Rivers (D), 1995-99	9	1	1	2	2
17	Phil Roberto (RW), 1971-75	16	9	7	16	33
12, 15, 21, 22, 37	David Roberts (LW), 1993-96	9	0	0	0	16
4, 44	Gordie Roberts (D), 1987-91	30	2	11	13	67
6, 26	Jim Roberts (D/RW), 1967-72, 1977-78	52	9	9	18	70
7	Cliff Ronning (C), 1986-89, 1990-91	16	2	5	7	2
22, 26, 62	Martin Rucinsky (LW), 2002-03	7	4	2	6	4
4	Kris Russell (D), 2011-12	9	0	3	3	5
42	Mark Rycroft (RW), 2001-02, 2003-06	3	0	0	0	2
11, 20	Gary Sabourin (RW), 1967-74	62	19	11	30	58
2	Lawrence Sacharuk (D), 1974-75	2	1	1	2	2
9	Frank St. Marseille (RW), 1967-73	62	19	24	43	16
27	Bryce Salvador (D), 2000-2008	36	2	1	3	26
19	Derek Sanderson (C), 1975-77	3	1	0	1	0
49	Brian Savage (LW), 2003-04	5	1	1	2	0
8, 10	Ron Schock (C), 1967-69	24	2	4	6	6
9	<b>Jaden Schwartz (LW), 2013-Present</b>	6	0	1	1	2
18	Brit Selby (LW), 1970-72	1	0	0	0	0
19	Brendan Shanahan (LW), 1991-95	26	12	16	28	50
22	<b>Kevin Shattenkirk (D), 2010-Present</b>	15	1	3	4	12

## ALL-TIME PLAYOFF ROSTER

NO.	NAME AND POSITION	GP	G	A	TP	PIM
28	Brad Shaw (D), 1998-99	4	0	0	0	0
18	Mike Sillinger (C), 2003-06	5	3	1	4	6
33	Reid Simpson (LW), 2000-01	5	0	0	0	2
2	Rick Smith (D), 1975-77	3	0	1	1	4
5, 27	Harold Snepsts (D), 1989-91	19	0	3	3	50
17	<b>Vladimir Sobotka (LW), 2010-Present</b>	15	1	4	5	15
31	Ed Staniowski (G), 1975-81	6	0	0	0	0
26	Peter Stastny (C), 1993-95	4	0	0	0	2
20	<b>Alexander Steen (C), 2008-Present</b>	19	4	3	7	12
1, 25, 30	Wayne Stephenson (G), 1971-74	3	0	0	0	0
2	Scott Stevens (D), 1990-91	13	0	3	3	36
20, 33	Bill Stewart (D), 1980-83	4	1	0	1	11
25	<b>Chris Stewart (RW), 2010-Present</b>	13	2	1	3	12
12, 61	Cory Stillman (LW), 2000-03	30	5	9	14	12
22	Bill Sutherland (C), 1970-72	1	0	0	0	0
11	Brian Sutter (LW), 1976-88	65	21	21	42	249
23	Rich Sutter (RW), 1989-93	42	6	4	10	73
22	Ron Sutter (C), 1991-94	6	1	3	4	8
33	Ken Sutton (D), 1995-96	1	1	10	11	30
17, 22	Jean-Guy Talbot (D), 1967-71	45	1	10	11	30
91	<b>Vladimir Tarasenko (RW), 2013-Present</b>	1	0	0	0	0
40	Dave Thomson (LW), 1989-91	9	3	1	4	4
15, 18	Floyd Thomson (LW), 1971-78, 1979-80	10	0	2	2	6
10	Esa Tikkanen (LW), 1994-96	7	2	2	4	20
20	Tom Tilley (D), 1988-91, 1993-94	14	1	3	4	19
7	Keith Tkachuk (C), 2000-2010	41	8	17	25	64
9	Darren Turcotte (C), 1997-98	10	0	0	0	2
1	Roman Turek (G), 1999-2001	21	0	0	0	2
77	Pierre Turgeon (C), 1996-2001	50	14	31	45	12
9, 19	Perry Turnbull (C), 1979-84, 1987-88	13	5	3	8	29
35	Steve Tuttle (RW), 1988-91	17	1	6	7	2
18, 6	Tony Twist (LW), 1989-90, 1994-99	18	1	1	2	22
7	Garry Unger (C), 1970-79	31	11	14	25	72
7, 43	Mike Van Ryn (D), 2000-03	9	0	0	0	0
17, 36	Sergei Varlamov (LW), 2001-03	1	0	0	0	2
12, 16, 20, 26	Gary Veneruzzo (W), 1967-68, 1971-72	9	0	2	2	2
5, 32	Alain Vigneault (D), 1981-83	4	0	1	1	26
1, 31	Ernie Wakely (G), 1969-72	10	0	0	0	0
28	Matt Walker (D), 2002-08	4	0	0	0	0
30	Rick Wamsley (G), 1984-88	14	0	0	0	0
43	Mike Weaver (D), 2008-10	4	0	0	0	0
39	Doug Weight (C), 2001-2006	22	8	10	18	12
6	Eric Weinrich (D), 2003-06	5	0	1	1	0
26	Jay Wells (D), 1995-96	12	0	1	1	2
36	Rob Whistle (D), 1987-88	1	0	0	0	0
14	Doug Wickenheiser (C), 1983-87	36	4	7	11	16
15	Brad Winchester (LW), 2008-11	4	0	0	0	10
22	Richard G. Wilson (D), 1974-76	3	0	0	0	0
4, 34	Rik Wilson (D), 1981-86	22	0	4	4	23
18	Ron Wilson (C), 1989-93	36	3	6	9	58
29	Jeff Woywitka (D), 2005-2009	4	0	0	0	0
27	Terry Yake (C), 1997-2000	23	3	3	6	20
37	Harry York (C), 1996-98	5	0	0	0	2
48	Scott Young (RW), 1998-02, 2005-2006	44	19	16	35	22
9, 25	Peter Zedel (C), 1988-90, 1995-97	32	10	13	23	10
2, 4	Rick Zombo (D), 1991-95	24	0	3	3	37
21	Mike Zuke (C), 1978-83	26	6	6	12	12





## ST. LOUIS BLUES ALL-TIME PLAYOFF OFFENSIVE LEADERS

**GAMES PLAYED**

1	Brett Hull	102
2	Bernie Federko	91
3	Chris Pronger	85
4	Al MacInnis	82
5	Bob Plager	74
6	Barclay Plager	68
7	Gino Cavallini	67
8	Pavol Demitra	66
9	Brian Sutter	65
10	Terry Crisp	63

**POINTS**

1	Brett Hull	117
2	Bernie Federko	101
3	Al MacInnis	58
4	Doug Gilmour	55
5	Chris Pronger	51
6	Pierre Turgeon	45
7	Pavol Demitra	43
	Frank St. Marseille	43
9	Brian Sutter	42
10	Jeff Brown	38

**GOALS**

1	Brett Hull	67
2	Bernie Federko	35
3	Red Berenson	21
	Brian Sutter	21
5	Gary Sabourin	19
	Frank St. Marseille	19
	Scott Young	19
8	Pavol Demitra	18
9	Doug Gilmour	17
10	Larry Keenan	15
	Greg Paslawski	15

**ASSISTS**

1	Bernie Federko	66
2	Brett Hull	50
3	Al MacInnis	44
4	Chris Pronger	41
5	Doug Gilmour	38
6	Pierre Turgeon	31
7	Jeff Brown	28
8	Rob Ramage	26
9	Pavol Demitra	25
	Adam Oates	25

**PENALTY MINUTES**

1	Brian Sutter	249
2	Chris Pronger	210
3	Bob Plager	195
4	Barclay Plager	182
5	Noel Picard	167
6	Rob Ramage	147
7	Charlie Bourgeois	102
8	Dave Lowry	102
9	Glen Featherstone	102
10	Al MacInnis	102

## ST. LOUIS BLUES ALL-TIME PLAYOFF GOALTENDING ROSTER

NO.	NAME	W-L	GP	MINS	GA	AVG	SO	EN
34	<b>Jake Allen, 2012-Present</b>	0-0	1	1	0	0.00	0	0
40	Fred Brathwaite, 2001-03	0-0	1	1	0	0.00	0	0
30	Jacques Caron, 1971-73	4-7	12	639	34	3.19	0	1
30	Jon Casey, 1994-1997	6-7	14	777	38	2.93	1	0
30	John Davidson, 1973-75	0-1	1	60	4	4.00	0	0
30, 50	Reinhard Divis, 2001-2006	0-0	1	18	0	0.00	0	0
1	<b>Brian Elliott, 2011-Present</b>	5-8	14	833	30	2.16	0	2
31	Grant Fuhr, 1995-99	15-14	31	1,832	73	2.39	3	3
41	<b>Jaroslav Halak, 2010-Present</b>	1-1	2	104	3	1.72	0	0
1	Glenn Hall, 1967-71	12-18	31	1,843	80	2.60	1	0
29, 31	Glen Hanlon, 1981-83	0-2	3	109	9	4.95	0	0
29, 40	Guy Hebert, 1991-93	0-0	1	2	0	0.00	0	0
30, 31	Rick Heinz, 1980-85	0-0	1	8	1	7.50	0	0
1	Pat Jablonski, 1989-92, 1995-96	0-0	3	90	5	3.33	0	0
1, 35	Brent Johnson, 1998-99, 2000-04	5-6	12	652	20	1.84	3	1
1	Eddie Johnston, 1974-78	0-3	4	198	14	4.24	0	0
31	Curtis Joseph, 1989-95	16-16	34	2,059	107	3.12	2	4
1	Mike Liut, 1979-85	17-20	39	2,326	133	3.43	1	2
30	Seth Martin, 1967-68	0-0	2	73	5	4.11	0	0
50	Chris Mason, 2008-10	0-4	4	256	10	2.34	0	1
30	Peter McDuffe, 1971-72	0-1	1	60	7	7.00	0	0
29	Jamie McLennan, 1997-00	0-1	2	51	1	1.18	0	1
29	Greg Millen, 1984-90	17-17	35	2,145	113	3.16	0	3
30	Chris Osgood, 2002-2004	4-8	12	704	29	2.47	1	0
1, 30	Jacques Plante, 1968-70	12-3	16	913	22	1.45	4	1
29	Bruce Racine, 1995-96	0-0	1	1	0	0.00	0	0
30	Vincent Riendeau, 1988-92	9-11	21	1,084	59	3.27	1	3
31	Ed Staniowski, 1975-81	1-4	6	308	16	3.12	0	1
1, 25, 30	Wayne Stephenson, 1971-74	1-2	3	160	14	5.25	0	0
1	Roman Turek, 1999-01	12-9	21	1,323	50	2.27	0	2
1, 31	Ernie Wakely, 1969-72	2-6	10	509	37	4.36	1	0
30	Rick Wamsley, 1984-88	5-9	14	809	49	3.63	0	1



## ST. LOUIS BLUES ALL-TIME PLAYOFF GOALTENDING LEADERS

GAMES PLAYED			SHUTOUTS		
1	Mike Liut	39	1	Jacques Plante	4
2	Greg Millen	35	2	Grant Fuhr	3
3	Curtis Joseph	34		Brent Johnson	3
4	Grant Fuhr	31	4	Curtis Joseph	2
	Glenn Hall	31	5	Jon Casey	1
6	Roman Turek	21		Glenn Hall	1
	Vincent Riendeau	21		Mike Liut	1
8	Jacques Plante	16		Chris Osgood	1
9	Brian Elliott	14		Vincent Riendeau	1
	Rick Wamsley	14		Ernie Wakely	1
	Jon Casey	14			
WINS			MINUTES PLAYED		
1	Mike Liut	17	1	Mike Liut	2,326
	Greg Millen	17	2	Greg Millen	2,145
3	Curtis Joseph	16	3	Curtis Joseph	2,059
4	Grant Fuhr	15	4	Glenn Hall	1,843
5	Glenn Hall	12	5	Grant Fuhr	1,832
	Jacques Plante	12	6	Roman Turek	1,323
	Roman Turek	12	7	Vincent Riendeau	1,084
8	Vincent Riendeau	9	8	Jacques Plante	913
9	Jon Casey	6	9	Brian Elliott	833
10	Brian Elliott	5	10	Rick Wamsley	809
	Brent Johnson	5			
	Rick Wamsley	5			

## \*GOALS AGAINST AVERAGE

1	Grant Fuhr	2.39
2	Glenn Hall	2.60
3	Curtis Joseph	3.12
4	Greg Millen	3.16
5	Mike Liut	3.43

\*Minimum 25 Games Played

## ST. LOUIS BLUES ALL-TIME PLAYOFF OVERTIME

## BREAKDOWN VERSUS NHL

VERSUS	HOME		ROAD		OVERALL	
	GP	W-L	GP	W-L	GP	W-L
Boston	0	0-0	1	0-1	1	0-1
Buffalo	0	0-0	2	0-2	2	0-2
Calgary	1	1-0	0	0-0	1	1-0
Chicago	4	4-0	1	0-1	5	4-1
Colorado	2	1-1	1	0-1	3	1-2
Dallas/Minnesota	10	8-2	6	2-4	16	10-6
Detroit	2	1-1	3	2-1	5	3-2
Los Angeles	2	1-1	0	0-0	2	1-1
Montreal	1	0-1	1	0-1	2	0-2
Philadelphia	2	1-1	0	0-0	2	1-1
Phoenix	0	0-0	3	2-1	3	2-1
Pittsburgh	1	1-0	0	0-0	1	1-0
San Jose	2	1-1	1	0-1	3	1-2
Toronto	3	2-1	5	2-3	8	4-4
Vancouver	2	0-2	0	0-0	2	0-2
<b>Totals</b>	<b>32</b>	<b>21-11</b>	<b>24</b>	<b>8-16</b>	<b>56</b>	<b>29-27</b>

## ST. LOUIS BLUES ALL-TIME PLAYOFF OVERTIME GAMES

YEAR	DATE	VERSUS	SCORE	RESULT	GWG	TIME OF GOAL
2013	5/8	Los Angeles	2-3	L	Voynov	8:00
	4/30	Los Angeles	2-1	W	Steen	13:26
2012	4/12	San Jose	2-3	L	Havlat	23:34
2009	4/21	Vancouver	2-3	L	Burrows	19:41
2004	4/8	@ San Jose	0-1	L	Dimitrakos	9:16
2001	5/21	@ Colorado	1-2	L	Sakic	:24
	5/18	Colorado	3-4	L	Yelle	4:23
	5/16	Colorado	4-3	W	Young	30:27
	5/1	Dallas	3-2	W	Stillman	29:26
	4/19	San Jose	3-2	W	Salvador	9:54
1999	5/17	Dallas	1-2	L	Modano	2:21
	5/12	Dallas	3-2	W	Turgeon	5:52
	5/10	Dallas	3-2	W	Demitra	2:43
	5/8	@ Dallas	4-5	L	Nieuwendyk	8:22
	5/4	@ Phoenix	1-0	W	Turgeon	17:59
	4/30	@ Phoenix	2-1	W	Young	5:43
	4/24	@ Phoenix	3-4	L	Doan	8:58
1998	5/12	Detroit	2-3	L	Shanahan	31:12
1996	5/16	@ Detroit	0-1	L	Yzerman	21:15
	5/8	Detroit	5-4	W	Kravchuk	3:23
	4/25	@ Toronto	4-5	L	Gartner	7:31
	4/21	Toronto	3-2	W	Anderson	1:24
	4/18	@ Toronto	4-5	L	Sundin	4:02
1995	5/15	Vancouver	5-6	L	Ronning	1:48
1994	4/22	Dallas	4-5	L	P.Cavallini	8:34
1993	5/5	@ Toronto	2-1	W	Brown	23:03
	5/3	@ Toronto	1-2	L	Gilmour	23:16
	4/25	Chicago	4-3	W	Janney	10:43
1992	4/22	Chicago	5-4	W	Hull	23:33
1990	4/8	@ Toronto	6-5	W	Momesso	6:04
1989	4/20	Chicago	5-4	W	Hrkac	33:49
	4/6	Minnesota	4-3	W	Meagher	5:30
	4/5	Minnesota	4-3	W	Hull	11:55
1987	4/9	Toronto	2-3	L	Lanz	10:17
1986	5/12	Calgary	6-5	W	Wickenheiser	7:30
	4/26	Toronto	4-3	W	Reeds	7:11
1984	4/22	@ Minnesota	3-4	L	Payne	6:00
	4/13	@ Minnesota	4-3	W	Gilmour	16:16
	4/8	@ Detroit	3-2	W	Pettersson	2:42
	4/7	@ Detroit	4-3	W	Reeds	37:07
1982	4/21	Chicago	3-2	W	Federko	3:28
1981	4/14	Pittsburgh	4-3	W	Crombeen	25:16
1980	4/8	@ Chicago	2-3	L	Lecuyer	12:34
1976	4/8	@ Buffalo	1-2	L	Luce	14:27
	4/6	@ Buffalo	2-3	L	Gare	11:43
1972	4/15	@ Minnesota	2-1	W	K. O'Shea	10:07
	4/6	@ Minnesota	5-6	L	Goldsworthy	1:36
1970	5/10	@ Boston	3-4	L	Orr	:40
1968	5/9	@ Montreal	3-4	L	Rousseau	1:13
	5/5	Montreal	2-3	L	Lemaire	1:41
	5/3	Minnesota	2-1	W	Schock	22:50
	4/29	Minnesota	3-2	W	McCreary	17:27
	4/27	Minnesota	4-3	W	Sabourin	1:32
	4/22	@ Minnesota	2-3	L	MacDonald	3:41
	4/16	Philadelphia	1-2	L	Blackburn	31:18
	4/10	Philadelphia	3-2	W	Keenan	24:10

**NHL Directory****New York**

1185 Avenue of the Americas  
New York, NY 10036  
212-789-2000  
Fax: 212-789-2020  
Comm.Fax: 212-789-2070

**Montréal**

1800 McGill College Avenue  
Suite 2600  
Montréal, Québec, H3A 3J6  
514-841-9220  
Fax: 514-841-1070

**Toronto**

50 Bay Street  
11th Floor  
Toronto, Ontario, M5J 2X8  
416-359-7900  
Comm. Fax: 416-981-2769

**Executive**

Commissioner.....Gary B. Bettman  
Deputy Commissioner.....William Daly  
Chief Operating Officer.....John Collins  
Senior Executive Vice President  
of Hockey Operations.....Colin Campbell



Gary B. Bettman



William Daly

**NHL Communications (@PR\_NHL)**

Executive Vice President, Communications.....GARY MEAGHER  
O: 416-359-7960, C: 416-729-4700, gmeagher@nhl.com

Group Vice President, Content Integration.....FRANK BROWN  
O: 212-789-2042, C: 347-853-4390, fbrown@nhl.com

Group Vice President, Communications & Player Development.....JAMEY HORAN  
O: 212-789-2785, C: 646-652-9981, jhoran@nhl.com \*Business communications, event and player promotion

Group Vice President, Communications.....JOHN DELLAPINA  
O: 212-789-2115, C: 917-363-7988, jdellapina@nhl.com \*General hockey and Department of Player Safety requests

Statistician & Information Officer.....BENNY ERCOLANI  
O: 416-359-7963, C: 416-729-5666, bercolani@nhl.com

Senior Director, News Services.....GREG INGLIS,  
O: 212-789-2065, C: 347-853-2461, ginglis@nhl.com

Director, Communications.....NIRVA MILORD  
O: 212-789-2123, C: 917-715-6187, nmilord@nhl.com

Director, Communications.....JULIE YOUNG  
O: 416-359-7964, C: 416-605-3550, jyoung@nhl.com \*Maternity leave

Senior Manager, Event Communications & Player Development.....SCHUYLER BAEHMAN  
O: 212-789-2097, C: 908-917-0456, sbaehman@nhl.com

Senior Manager, Communications.....DAVID KEON  
O: 416-359-7962, C: 416-729-5665, dkeon@nhl.com \*International credentials

Senior Manager, Communications.....KERRY MCGOVERN  
O: 212-789-2172, C: 347-853-6009, kmcgovern@nhl.com

Senior Manager, Communications.....JENNIFER MOAD  
O: 416-359-7961, C: 416-527-2852, jmoad@nhl.com \*Hockey Operations, Officiating and Central Scouting requests

Manager, Social Media.....TREVOR BJERGSO  
O: 416-359-7965, C: 416-540-5306, tbjergso@nhl.com

Manager, Communications.....JASMINE GHAFOUR  
O: 416-359-7968, C: 647-808-4876, jghafour@nhl.com

Coordinator, Communications.....JOSH BERNSTEIN  
O: 212-789-2609, jbrpr@nhl.com

Coordinator, Event Communications & Player Development.....NICOLE BUCKLEY  
O: 212-789-2066, nicbuckley@nhl.com \*Event credentials

Coordinator, Corporate Communications.....ERICA YAKOBZON  
O: 212-789-2157, eyakobzon@nhl.com

## NHL On-Ice Officials

REFEREES		LINESMEN	
Name	Sweater #	Name	Sweater
*BURCHELL, Darcy .....	42	WALSH, Ian .....	29
CHARRON, Francis .....	6	WATSON, Brad .....	23
*Chmielewski, Tom .....	43	AMELL, Derek .....	75
DEVORSKI, Paul .....	10	BARTON, Steve .....	59
DWYER, Gord .....	19	BRISEBOIS, David .....	96
FURLATT, Eric .....	27	CAMERON, Lonnie .....	74
*HANSON, Trevor .....	47	CHAMPOUX, Pierre .....	67
HASENFRATZ, Mike .....	2	CHERREY, Scott .....	50
HEBERT, Ghislain .....	22	CORMIER, Michel .....	76
HEBERT, Jean .....	43	CVIK, Mike .....	88
JACKSON, Dave .....	8	DEVORSKI, Greg .....	54
JOANNETTE, Marc .....	25	DRISCOLL, Scott .....	68
KIMMERLY, Greg .....	18	GALLOWAY, Ryan .....	82
*KNORR, Trent .....	44	GIBBS, Darren .....	66
KOWAL, Tom .....	32	*GRANDT, John .....	98
KOZARI, Steve .....	40	HENDERSON, Don .....	91
L'ECUYER, Frederick .....	17	HEYER, Shane .....	55
LARUE, Dennis .....	14	KOVACHIK, Brad .....	71
LEE, Chris .....	28	LAZAROWICH, Brad .....	86
LEGGO, Mike .....	3	MACH, Brian .....	78
*LEMELIN, Mark .....	41	MACPHERSON, Matt .....	83
*LEWIS, Dave .....	46	MCELMAN, Andy .....	90
*LUXMORE, Thomas John .....	49	MILLER, Steve .....	89
MARTELL, Rob .....	26	MORIN, Jean .....	97
MCCAULEY, Wes .....	4	MURCHISON, Kiel .....	79
*MCISAAC, Jon .....	45	MURPHY, Brian .....	93
MEIER, Brad .....	34	MURRAY, Jonny .....	95
MORTON, Dean .....	36	NANSEN, Derek .....	70
O'HALLORAN, Dan .....	13	NELSON, Thor .....	80
O'ROURKE, Dan .....	9	NOWAK, Tim .....	77
PEEL, Tim .....	20	PANCICH, Bryan .....	94
POCHMARA, Brian .....	16	RACICOT, Pierre .....	65
POLLOCK, Kevin .....	33	RODY, Vaughan .....	73
REHMAN, Kyle .....	37	SERICOLO, Anthony .....	84
ROONEY, Chris .....	5	SHARRERS, Jay .....	57
*SKILLITER, Graham .....	48	SHEWCHYK, Mark .....	92
ST. PIERRE, Justin .....	12	*WHELER, Mark .....	56
SUTHERLAND, Kelly .....	11		
VAN MASSENHOVEN, Don .....	21		

\*minor league official

## How To Figure

\*\* NOTE: No individual skater/goaltender statistics apply for the shootout

### ASSIST

An assist is awarded to the player or players (maximum of two) who touched the puck prior to the goal, provided no defender plays or possesses the puck in between.

### GAME PLAYED

A player receives credit for playing in a game if: 1) he steps on the ice during time played or; 2) serves any penalty.

### GAME-WINNING GOAL

After the final score has been determined, the goal which leaves the winning Club one goal ahead of its opponent is the game-winning goal (example: if Team A beats Team B 8-3, the player scoring the fourth goal for Team A receives credit for the game-winning goal).

### GOAL

A goal is awarded to the last player on the scoring Club to touch the puck prior to the puck entering the net.

### GOALS-AGAINST AVERAGE

Multiply goals allowed (GA) by 60 and divide by minutes played (MINS).

### GOALTENDER

A goaltender receives a "W" for a win in regulation, overtime or shootout; an "L" for a loss in regulation; or an "OT" for a loss in overtime or shootout.

### PENALTY-KILLING PCT.

Subtract total number of power-play goals allowed from total number of shorthanded situations to get total number of power-plays killed. Divide the total number of power-plays killed by the total number of shorthanded situations.

### PLUS-MINUS

A player receives a "plus" if he is on the ice when his Club scores an even-strength or shorthand goal. He receives a "minus" if he is on the ice for an even-strength or shorthand goal scored by the opposing Club. The difference in these numbers is considered the player's plus-minus statistic.

### POWER-PLAY GOAL

A goal scored by a Club while it has a manpower advantage due to an opponent's penalty. Following are some examples of what is and is not considered a power-play goal:

- if a Club has an advantage on a minor penalty starting at 2:02 of the period and it scores at 4:02, the goal is not a power-play goal.
- if a Club scores on a delayed penalty, the goal is not a power-play goal.
- if a Club has an advantage due to a five-minute major or match penalty, that Club is always credited with having one more advantage than the number of power-play goals it scores during that advantage, because the penalty does not expire. A new advantage begins after each power-play goal. For example, if Team A scores three goals during a major penalty, it is credited with four advantages.
- if a Club is on a power-play for any length of time, it is considered to have had an advantage.
- if a minor penalty is incurred by a Club on a power-play due to a major penalty, a new advantage is given to that Club when its minor penalty expires, provided the opponent's major penalty is still in effect.



## How To Figure

**POWER-PLAY PERCENTAGE** Total number of power-play goals divided by total number of power-play opportunities.

**SAVE PERCENTAGE** Subtract goals allowed (GA) from shots against (SA) to determine saves. Then divide saves by shots-against.

**SHOOTING PERCENTAGE** Divide the number of goals scored by the number of shots taken.

**SHORTHAND GOAL** A goal scored by a Club while it is at a manpower disadvantage. The same cases apply for shorthand as for power-play goals, but in the opposite manner.

**SHOT ON GOAL** If a player shoots the puck with the intention of scoring and if that shot would have gone in the net had the goaltender not stopped it, the shot is recorded as a "shot on goal".

**SHUTOUT** If two goaltenders combine for a shutout, neither receives credit for the shutout. Instead it is recorded as a Club shutout.

**TENTHS OF A SECOND** If a penalty or goal occurs in the last minute, the time is rounded off to the previous second (ex: if a penalty is called with 12.4 seconds left in a period, the time is indicated as 19:47 and not 19:48.)

**COACHES RECORD** A coach receives a "W" for a win in regulation, overtime or shootout; an "L" for a loss in regulation; or an "OT" for a loss in overtime or shootout.

## Medical Glossary

Information courtesy of the Philadelphia Flyers.

**ABDUCTION:** Movement of a joint away from the center of the body.

**AC JOINT (ACROMIOCLAVICULAR JOINT):** Joint of the shoulder where acromion process of the shoulder blade and the distal end of the collarbone meet; most shoulder separations occur at this point.

**ADDUCTION:** Movement of a joint toward the center of the body.

**ADHESION:** Abnormal adherence of collagen fibers to surrounding structures during immobilization following trauma or as a complication of surgery which restricts normal elasticity of the structures involved; or scar tissue which forms after trauma or surgery which can restrict normal motion.

**AEROBIC:** Exercise in which energy needed is supplied by oxygen inspired and is required for sustained periods of vigorous exercise with a continually high pulse rate.

**ANABOLIC STEROIDS:** Steroids that promote tissue growth by creating protein in an attempt to enhance muscle growth. The main anabolic steroid is testosterone (male sex hormone).

**ANAEROBIC:** Exercise without the use of oxygen as an energy source; short bursts of vigorous exercise.

**ANTERIOR CRUCIATE LIGAMENT (ACL):** A primary stabilizing ligament within the center of the knee joint that prevents hyperextension and excessive rotation of the joint. A complete tear of the ACL necessitating reconstruction could require up to 12 months of rehabilitation.

**ANTI-INFLAMMATORY:** Any agent which prevents inflammation, such as aspirin or ibuprofen.

**ARTERIOGRAM:** A film demonstrating arteries after injection of a dye.

**ARTHROGRAM:** Xray technique for joints using air and/or dye injected into the affected area; useful in diagnosing meniscus tears of the knee and rotator cuff tears of the shoulder.

**ARTHROSCOPE:** An instrument used to visualize the interior of a joint cavity.

**ARTHROSCOPY:** A surgical examination of the internal structures of a joint by means of observation through an arthroscope. An arthroscopic procedure can be used to remove or repair damaged tissue or as a diagnostic procedure in order to inspect the extent of any damage or confirm a diagnosis.

**ATROPHY:** To shrivel or shrink from disuse; as in muscular atrophy.

**BAKER'S CYST:** Localized swelling of a bursa sac in the back of the knee as a result of fluid that has escaped from the knee capsule. A Baker's cyst indicates that there is a trauma inside the knee joint that leads to excessive fluid production.

**BONE SCAN:** An imaging procedure in which a radioactively labeled substance is injected into the body to determine the status of a bone injury. If the radioactive substance is taken up by the bone at the injury site, the injury will show as a 'hot spot' on the scan image. The bone scan is particularly useful in the diagnosis of stress fractures.

**BURSA:** A fluid-filled sac located in areas where friction is likely to occur. The bursa sac minimizes the friction, for example, between a tendon and bone.

**CARTILAGE:** Smooth, slippery substance preventing two ends of bones from rubbing together and grating. Most joints use this to cover bones next to each other. A meniscus is made of cartilage.

**CAT SCAN (COMPUTERIZED TOMOGRAPHY):** Use of a computer to produce a cross-sectional view of the anatomical part being investigated from xray data.

**CHONDROMALACIA:** Roughening of the articular cartilage. Best known for the roughening of the underside of the kneecap, which can occur in any kneecap injury.

**CLAVICLE:** Collarbone; the bone connecting the breastbone with the shoulder blade.

**CLOSED REDUCTION:** Re-alignment of a fracture or dislocation without surgery.

**COCCYX:** The 'tailbone,' a group of four vertebrae that are fused together to form a small triangular bone, located at the terminal end of the spine.

**CONCUSSION:** Jarring injury of the brain resulting in dysfunction. It can be graded as mild, moderate or severe, depending on loss of consciousness, amnesia and loss of equilibrium.

**CONTUSION:** An injury to a muscle and tissues caused by a blow from a blunt object.

**CORTICOSTEROIDS:** Used to suppress joint inflammation and inflammation in a bursa or near tendons.

**CRYOTHERAPY:** A treatment with the use of cold.

**CYST:** Abnormal sac containing liquid or semisolid matter.

**DEGENERATIVE JOINT DISEASE:** Changes in the joint surfaces as a result of repetitive trauma and 'wear and tear'.

**DELTOID LIGAMENT:** Ligament that connects the tibia to bones of the medial aspect of the foot and is primarily responsible for stability of the ankle on the medial side. Is sprained less frequently than other ankle ligaments.

**DELTOID MUSCLE:** Muscles at the top of the arm, just below the shoulder, responsible for shoulder motions in the front, side and back.

**DISC, INTERVERTEBRAL:** A flat, rounded plate between each vertebrae of the spine. The disc consists of a thick fiber ring which surrounds a soft gellike interior. It functions as a cushion and shock absorber for the spinal column.

**DISLOCATION:** Complete displacement of joint surfaces.

**ELECTROMYOGRAM (EMG):** Test to determine nerve function.

**EPICONONDYLITIS:** Inflammation of tendons at the elbow due to overuse. Common in tennis players (outer part of elbow) and golfers (inner part of elbow)

**ETIOLOGY:** Study of the cause of injury and disease.

**EXTENSION:** Action of straightening of a joint as achieved by an extensor muscle.

**FASCIA:** A connective tissue sheath consisting of fibrous tissue and fat which unites the skin to the underlying tissue.

**FAT PERCENTAGE:** The amount of body weight that is adipose, fat tissue. Fat percentage can be calculated by underwater weighing, measuring select skinfold thickness or by analyzing electrical impedance.

**FEMUR:** Thighbone; longest bone in the body.

**FIBULA:** Smaller of the two bones in the lower leg; runs from the knee to the ankle along the outside of the lower leg.

**FLEXIBILITY:** The ability of muscle to relax and yield to stretch forces.

**FRACTURE:** Breach in continuity of a bone. Types of fractures include simple, compound, comminuted, greenstick, incomplete, impacted, longitudinal, oblique, open, stress or transverse.

**GLENOHUMERAL:** The shoulder girdle; consists of the glenoid capsule, head of the humerus and labrum.

**GLENOID:** Cavity of the scapula into which the head of the humerus fits to form the shoulder girdle.

**GLENOID LABRUM:** A rim of fibrocartilaginous tissue attached around the margin of the glenoid fossa.

**GRADE ONE INJURY:** A mild injury in which ligament, tendon or other musculoskeletal tissue may have been stretched, but not torn or otherwise disrupted.

**GRADE TWO INJURY:** A moderate injury in which musculoskeletal tissue has been partially, but not totally torn, causing appreciable limitation in function of the injured tissue.

**GRADE THREE INJURY:** A severe injury in which tissue loss has been significant, and in many cases, totally torn or otherwise disrupted, causing a virtual loss of function.

**GROIN:** Junction of the thigh and abdomen, location of muscles that rotate, flex and adduct the hip.

**HAMMER TOE:** Condition when the first digit of a toe is at a different angle that the remaining digits of the same toe.

**HAMSTRING:** Category of muscle that runs from the buttocks to the knee along the back of the thigh. It functions to flex the knee and is often times injured as a result of improper conditioning or lack of muscle flexibility.

**HEMARTHROSIS:** Accumulation of blood within a joint as a result of an acute injury.

**HEMATOMA:** Mass produced by an accumulation of coagulated blood in a cavity or in soft tissues.

**HIGH ANKLE SPRAIN:** Disruption of thick connective tissue between the tibia and fibula above the ankle joint.

**HIP POINTER:** Contusion to the iliac crest.

**HYDROTHERAPY:** Treatment using water.

**HYPEREXTENSION:** Extreme extension of a limb or body part.

**ICE AND STIMULATION:** Use of ice to reduce inflammation and muscle stimulation by surface electrodes to maintain muscle strength used in rehabilitation of injury.

**ILIOTIBIAL BAND:** A thick, wide fascial layer that runs from the iliac crest to the knee joint on the outside of the thigh.

**INFLAMMATION:** The body's natural response to injury in which the injury site might display various degrees of pain, swelling, heat, redness and/or loss of function.

**ISOMETRIC CONTRACTION:** Muscular contraction in which tension is developed but no mechanical work is done.

**LABRUM (LABRUM GLENOIDULE):** The cartilage of the glenoid cavity in the shoulder. A lipedged or liplike structure.

**LATERAL COLLATERAL LIGAMENT (LCL):** Ligament of the knee along the outer aspect that connects the femur to the fibula. It provides lateral stability to the joint.

**LIGAMENT:** Band of fibrous tissue that connects bone to bone or bone to cartilage and supports and strengthens joints.

**MAGNETIC RESONANCE IMAGING (MRI):** Imaging procedure in which a radio frequency pulse causes certain electrical elements of the injured tissue to react to this pulse and through this process a computer display and permanent film establish a visual image. MRI does not require radiation and is very useful in the diagnosis of soft tissue, disc and meniscus injuries.

**MANDIBLE:** Jaw bone

**MEDIAL COLLATERAL LIGAMENT (MCL):** Ligament of knee along the inner aspect that connects the femur to the tibia.

**MENISCUS:** Crescent-shaped cartilage, usually pertaining to the knee joint; also known as cartilage. There are two menisci in the knee - medial and lateral. These work to absorb weight within the knee and provide stability.

**METACARPALS:** Five long bones of the hand, joining the fingers to the wrist.

**METATARSALS:** Five long bones of the foot, running from the ankle to the toes.

**MYOSITIS:** Inflammation of a muscle.

**OPEN REDUCTION:** Re-alignment of a fracture or dislocation with surgery.

**ORTHOTIC:** Any device applied to or around the body of physical impairment of disability. Commonly used to control foot mechanics.

**OSTEOCHONDRITIS DESSICANS:** A piece of bone and/or cartilage loosened from its attachment after trauma and a cause of a lesion.

**OSTEOMYELITIS:** An inflammatory disease of bone caused usually by infection with streptococcus or staphylococcus bacteria.

**PATELLA:** The kneecap. The patella functions to protect the distal end of the femur as well as increase the mechanical advantage and force generating capacities of the quadriceps muscle group.

**PLANTAR FASCIITIS:** Inflammation of the plantar (a thick tissue on the bottom of the foot which helps create the arch) fascia; associated with overuse or acute foot injury.

**POSTERIOR CRUCIATE LIGAMENT (PCL):** A primary stabilizing ligament of the knee that provides significant stability and prevents displacement of the tibia backward within the knee joint. A complete tear of this ligament necessitating reconstruction could require up to 12 months of rehabilitation.

**QUADRICEP MUSCLES:** A group of four muscles of the front thigh that run from the hip and form a common tendon at the patella; they are responsible for knee extension.

**RADIUS:** Bone in the forearm from elbow to the thumb side of the wrist.

**RECONSTRUCTION:** Surgical rebuilding of a joint using natural, artificial or transplanted materials.

**ROTATOR CUFF:** Comprised of four muscles in the shoulder area that can be irritated by overuse. The muscles are the supraspinatus (most commonly injured), infraspinatus, teres minor and subscapularis.

**SACROILIAC:** Junction of the sacrum, the lower back bone, with the pelvis.

**SACRUM:** Group of five fused vertebrae located just below the lumbar vertebrae of the lower back, which form part of the pelvis.

**SCAPULA:** Shoulder blade.

**SCIATICA:** Irritation of the sciatic nerve resulting in pain or tingling running down the inside of the leg.

**SCIATIC NERVE:** Major nerve that carries impulses for muscular action and sensations between the low back and thigh and lower leg; it is the longest nerve in the body.

**SHIN SPLINT:** A catchall syndrome describing pain in the shin that is not a fracture or tumor and can not be defined otherwise.

**SPLEEN:** Large, solid organ responsible for the normal production and destruction of blood cells located under the left rib cage.

**SPONDYLOSIS:** Abnormal vertebral fixation or immobility, or a general term for arthritis of the spine.

**SPRAIN:** Injury resulting from the stretching or twisting of the joint and causes various degrees of stretching or tearing of a ligament or other soft tissue at the joint.

**STRAIN:** Injury resulting from a pulling or torsion to the muscle or tendon that causes various degrees of stretching or tearing to the muscle or tendon tissue.

**STRESS FRACTURE:** A hairline type of break in a bone. Caused by overuse.

**SUBLUXATION:** Partial dislocation of a joint. The term usually implies that the joint can return to a normal position without formal reduction.

**SYNOVIAL FLUID:** Lubricating fluid for joints and tendons, produced in synovium, or the inner lining of a joint.

**SYNOVITIS:** Inflammation of the synovial lining of a joint.

**TALUS:** The ankle bone that articulates with the tibia and fibula to form the ankle joint.

**TARSALS:** Group of seven bones of the foot consisting of the calcaneus, talus, cuboid and three cuneiform bones.

**TENDINITIS:** Inflammation of the tendon and/or tendon sheath, caused by chronic overuse or sudden injury.

**TENDON:** Tissue that connects muscle to bone.

**TENOSYNOVITIS:** Swelling or inflammation of a tendon sheath caused by calcium deposits, repeated strain or trauma.

**TIBIA:** Shin bone; larger of the two bones of the lower leg and is the weightbearing bone of the shin.

**TRANSCUTANEOUS ELECTRICAL NERVE STIMULATOR (TENS):** An electrical modality that sends a mild current through pads at the injury site which stimulates the brain to release the natural analgesic endorphin.

**TRANSVERSE PROCESS:** Small lateral projection off the right and left side of each vertebrae that functions as an attachment site for muscles and ligaments of the spine.

**TRICEPS:** Muscle of the back of the upper arm, primarily responsible for extending the elbow.

**ULNA:** Inner bone of the forearm that runs from the tip of the elbow to the little finger side of the wrist.

**ULNAR NERVE:** Nerve in the elbow commonly irritated from excessive throwing.

**ULTRASOUND:** An electrical modality that transmits a sound wave through an applicator into the skin to the soft tissue in order to heat the local area for relaxing the injured tissue and/or disperse edema...Also a type of imaging study for certain body areas.

**"WIND KNOCKED OUT":** Syndrome describing a contraction of the abdominal nerve trunk, the solar plexus, as a result of an abdominal contusion.

## PUBLIC RELATIONS STAFF:

Vice President, Marketing and Public Relations .....Mike Caruso (314) 622-2577  
 Sr. Director, Media Relations:.....Rich Jankowski (314) 622-2522  
 Assistant Director, Media Relations:.....Dan O'Neill (314) 622-5401

On behalf of the St. Louis Blues, welcome to the 2012-13 National Hockey League season. We hope to make your job covering the Blues as easy and pleasant as possible. In order to help our operation run smoothly and make your jobs easier, we ask that you follow these guidelines:

## MEDIA CREDENTIALS:

Media credentials are issued to **working media only** and does not guarantee media seating. All season and individual game credential holders should enter through the press entrance, located on 15th street. The media entrance opens three hours prior to the start of each game. All credentials are non transferable and any unauthorized use will subject the bearer to ejection from Scottrade Center and confiscation of the credential.

Season media passes will be issued to established newspapers, television, and radio stations. For the 2012-13 season, we regret we will be unable to accommodate individual websites, bloggers and freelance reporters/photographers not associated with established media outlets.

Please contact Dan O'Neill (314) 622-5401 or Rich Jankowski (314) 622-2522 for credential requests. You may email your credential request on company letterhead to the Blues Public Relations' Office to Dan O'Neill at [doneill@stlblues.com](mailto:doneill@stlblues.com) or Rich Jankowski at [rjankowski@stlblues.com](mailto:rjankowski@stlblues.com).

## INDIVIDUAL GAME PASSES:

Individual game credentials should be requested in writing through the communications department by email a minimum of 24 hours prior to game time. Please email Dan O'Neill at [doneill@stlblues.com](mailto:doneill@stlblues.com) or Rich Jankowski at [rjankowski@stlblues.com](mailto:rjankowski@stlblues.com). Pre-arranged passes must be picked up at the press entrance located on 15th street. Credentials will be issued on an availability basis. For the 2012-13 season, we regret we will be unable to accommodate individual websites, bloggers and freelance reporters/photographers not associated with established media outlets.

## PRE-GAME ACCESS:

Requests for interviews to take place prior to the game will be accommodated upon the approval of the players and coach involved. The ideal time for game day interviews is at the pre-game skate, held each game-day morning at Scottrade Center or at St. Louis Mills.

## POST-GAME ACCESS:

Both the Blues' and the visitor's dressing rooms will be open no later than five minutes following the conclusion of each game. Media will have access to the players for 30 minutes after the rooms are opened. Only media with official credentials will be allowed into the dressing rooms. Blues head coach Ken Hitchcock will be available approximately 20 minutes following the conclusion of the game in the Blues' interview room located on the event level. The NHL officials' locker room is off limits to the media. Should a comment or interpretation from the game's referee or NHL supervisor be needed, a pool reporter may be assigned.

**ABSOLUTELY NO AUTOGRAPHS ALLOWED DURING MEDIA ACCESS PERIODS.**

## DAILY PRACTICES:

All Blues practices will be held at Scottrade Center or at St. Louis Mills. All practices are open to the media. For up-to-date practice time information, please contact the Blues' public relations hotline at (314) 613-1899.

## PRESS BOX ACCESS:

The main press box is located on the upper level. All media are required to display credentials when entering the media lounge, press box and dressing room areas and must wear their credentials throughout the game. Refusal to display credentials will subject to revocation.

## BROADCAST BOOTH POSITIONS:

Blues television broadcast booth position is located in section 320 on the concourse level. Visiting TV and Radio booth positions are located in the press box on the penthouse level.

## PRESS NOTES:

Complete sets of the game notes, NHL statistics, and press releases will be made available in the media work room in the media lounge and on [media.nhl.com](http://media.nhl.com). Additional materials (out of town scores, game summaries) will be distributed to all working media throughout the game.

## PHOTOGRAPHY:

Photo credentials will also be issued in the same manner as other passes. Weekly papers and magazines on assignment may obtain passes by having the photo editor request a single game credential to the media relations department 24 hours in advance. Photo positions will be assigned by the Blues' team photographer Mark Buckner in conjunction with the public relations department. Photographers should check in with Mark Buckner in the media lounge prior to game time. All photographers must comply with space assignments and shooting regulations. Photographers must shoot from designated areas only.

## WIRELESS ACCESS:

To access the wireless network, click on STC PRESS:  
 Password: 3146222583

## STATISTICIANS:

Are available to assist television broadcasters by contacting the Blues' public relations department at (314) 622-2522 or (314) 622-5401. These services must be arranged at least 24 hours prior to the game.

We hope this outline of procedures and guidelines will assist you in your coverage of the St. Louis Blues and the National Hockey League this season. Please do not hesitate to contact us if you need additional assistance. We look forward to working with you.



# THE VOICE OF THE BLUES





**I can have my  
banking, investing  
and trading...  
all right here.**

**I'M WITH SCOTTRADE.®**



**Scottrade®**

Official online investing choice  
of the St. Louis Blues.

Learn more at  
**Scottrade.com**



Member FINRA/SIPC

© 2013 Scottrade. All Rights Reserved.