

PHOENIX COYOTES
MEDIA GUIDE
2013-2014





620 AM & .COM


Your NEW home for
Coyotes Hockey





JIM GINTONIO

1947-2013



*The Phoenix Coyotes
proudly dedicate the 2013-14 Media Guide
to former Arizona Republic Coyotes beat writer
Jim Gintonio.*

TABLE OF CONTENTS

PHOENIX COYOTES

Club Directory	3
Media Information	4
PhoenixCoyotes.com	5
Coyotes Community	6-7
Jobing.com Arena	8

FRONT OFFICE

Management	9-14
Scouting Staff	15
Coaching Staff	16-18
Training & Equipment Staff	19-21
Front Office Staff	22-25
Arena Management Group	26
Broadcasters	27-28

THE PLAYERS

How the team was built/Roster Changes	29
Player Profiles	30-83
In the System	84-97
Future Coyotes	98-101
2013-14 Roster	102-103
2013 Entry Draft Selections	104
Portland Pirates/AHL	105-109
2012-13 Portland Statistics	110
Gwinnett Gladiators	111
Arizona Sundogs	112

2012-13 IN REVIEW

NHL Season Summary	113-115
Coyotes Game-By-Game Results	116
Scoring Summary	117
Category Leaders	118
Home & Road Scoring Breakdown	119
Player Game-By-Game Stats	120-124
Record When	125
Miscellaneous Stats	126
Team Highs and Lows & Last Time	127-129
Roster Moves	130
Man-Games Lost to Injury	131
Milestones	132
Face-Off Percentage/Total Ice Time	133
Season In Review	134
Prospect Report	135-137
Vs. the Divisions	138
Vs. NHL Opponents	139-156

RECORDS

All-Time Team Statistics	157
Year-By-Year Record	157
Month-By-Month Record	158
Overtime	159-161
Shootout	162-163
Special Teams	163
Penalty Shots	164
Hat Tricks	165
Shutouts	166
Highest Scoring Games	167
Lowest Scoring Games	168
Top Single Seasons	169
Single Season Leaders	170-171
All-Time Career Leaders	172-173
All-Time Scoring By Points	174-177
All-Time Roster	178-186
Season-By-Season	187-219
All-Time vs. Opponents	220-233
Team Records	234-236
Individual Records	237-240

HISTORY

Team History	241-246
Logo/Uniform History	247-248
Uniform Numbers	249-251
Expansion Draft Selections	252
Entry Draft Selections	252-258
Transactions	259-265
GMs & Coaches	266-267
Captains	267
Attendance	267
All-Stars/Award Winners	268-270
Hall of Fame/Olympics	270
Opening Games	271
Franchise Firsts	272
Coyotes Firsts	273
Ring of Honor	274-275

PLAYOFFS

2013 Stanley Cup Playoff Results	277
2013 Stanley Cup Playoff Scoring & Category Leaders	278-279
All-Time Playoff Series	280-283
All-Time Playoff Scoring By Season	284-288
All-Time Playoff Scoring By Points	289-290
All-Time Playoff Goaltending	290
Franchise Career Playoff Leaders	291
Team Playoff Records	292-293
Individual Playoff Records	294-295
Franchise Playoff Firsts	296
Coyotes Playoff Firsts	297

MEDIA AND GENERAL INFORMATION


NHL Directory	299
2013-14 Critical Dates	300
Stanley Cup Champions	301
NHL Alignment	302-303
NHL Trophies and Awards	304
Hockey Operations/Hockey Terms/Rules	305-306
NHL On-Ice Officials	307
Sports Medicine Glossary	308-309

A PUBLICATION OF THE PHOENIX COYOTES HOCKEY CLUB

Executive Editors: Rich Nairn, Chris Wojcik and Greg Dillard
Layout: Scott Jenner and Gus Mariscal, Ben Franklin Press
Printing: Sir Speedy

Special Thanks: Bob Waterman and Randy Robles (Elias Sports Bureau);
Neil Pierson (National Hockey League)

Photography: Norm Hall Photography, Bruce Bennett Studios, Getty Images,
Hockey Hall of Fame, Arizona Republic



ON THE COVER
2013-14
Phoenix Coyotes

The information contained in this publication was compiled by the Phoenix Coyotes Hockey Club and is intended only for personal or editorial use by the media and the fans. Any commercial use of this information is prohibited without the written consent of the Phoenix Coyotes Hockey Club. All NHL and team logos depicted inside this publication are the property of NHL Enterprises, Inc. and the respective teams and may not be reproduced for commercial purposes without the prior written consent of NHL Enterprises, Inc.



PHOENIX COYOTES TEAM DIRECTORY

OFFICE: 6751 N. Sunset Blvd. #200, Glendale, AZ 85305; 623-772-3200; Website: www.PhoenixCoyotes.com

ARENA: Jobing.com Arena, 9400 W. Maryland Ave., Glendale, AZ 85305; Arena Capacity: 17,125

CLUB OFFICERS & EXECUTIVES

Co-Owner, Executive Chairman & Governor	George Gosbee
Co-Owner, President, CEO & Alternate Governor	Anthony LeBlanc
Executive Vice President, General Manager & Alt. Governor	Don Maloney
Vice President of Hockey Operations & Asst. General Manager	Brad Treliving
Strategic Advisor to the CEO & Chairman	Mike Nealy
Executive Support/Legal and Risk Management Coordinator	Gail Avisar
Executive Assistant to the Board of Directors	Moki Salazar

HOCKEY OPERATIONS

Head Coach	Dave Tippett
Associate Coach	Jim Playfair
Assistant Coach	Newell Brown
Asst. to the G.M./Goaltending Coach	Sean Burke
Development Coach	Dave King
Video Coach	Steve Peters
Sr. Director of Hockey Operations	Chris O'Hearn
Hockey Operations Coordinator	Bob Teofilo
Executive Assistant	Ashley James
Head Athletic Trainer	Jason Serbus
Assistant Athletic Trainer	Mike Ermatinger
Strength & Conditioning Coordinator	Tommy Powers
Manual Therapist	Mike Griebel
Head Equipment Manager	Stan Wilson
Equipment Manager	Tony Silva
Asst. Equipment Manager	Jason Rudee
Manager of Team Services	Rick Braunstein
Team Services Coordinator/Security	Jim O'Neal
Director of Amateur Scouting	Rick Knickle
Director of Professional Scouting	Frank Effinger
Professional Scouts	Derek MacKinnon, David MacLean
European Scout	Robert Neuhauser
Amateur Scouts	Norm Gosselin, Trevor Hanson, Tim Keon, Gary Knickle, Tim Bernhardt, Victor Posa, Rob Pulford, Glen Zacharias, Mike Sands
Team General and Sports Medicine	Dr. Robert Luberto
Team Orthopedic Surgeons	Dr. Brian Shafer, Dr. Gary Waslewski
Team Dentists	Dr. Byron J. Larsen
Team Ophthalmologists	Dr. George Reiss, Dr. Jeffery Edelstein
Portland (AHL) Head Coach	Ray Edwards
Portland (AHL) Assistant Coach	John Slaney
Portland (AHL) Goaltending/Video Coach	Mike Minard
Portland (AHL) Head Athletic Trainer	Mike Booi
Portland (AHL) Equipment Manager	John Krouse

BROADCASTING

Director of Broadcasting	Doug Cannon
TV Play-by-Play Announcer	Matt McConnell
TV/Radio Color Analyst	Tyson Nash
TV/Radio Host	Todd Walsh
Radio Play-by-Play Announcer	Bob Heethuis
Radio Host	Luke Lapinski

COMMUNICATIONS

Vice President of Communications	Rich Nairn
Director of Media Relations	Chris Wojcik
Media Relations Coordinator	Greg Dillard

COMMUNITY RELATIONS

Director of Community Relations	Kimberly Trichel
Fan Development Manager	Matt Shott
Community Relations Manager	Olivia Campos

CORPORATE PARTNERSHIPS & SERVICE

Corporate Partnerships Manager	Pam Craven
Corporate Partner Service Manager	Lindsay Foletta
Corporate Partner Service Coordinator	Taylor Popish

FINANCE & ACCOUNTING

Chief Finance Officer	Avik Dey
Assistant Controller	Stephanie Johnson
Accounts Payable Administrator	Kathy Kelly
Payroll Administrator	Lollie Gonzales

GAME PRESENTATION

Director of Game Presentation	Lou Costanza
Field Producer	Rachel Korchin

PRODUCTION

Production Manager	Rachel Regnier
Video Graphics Coordinator	Robert Clark
Shooter/Editor	Ryan Gajewski; Jon Kingston

HUMAN RESOURCES

Vice President of Human Resources	Julie Atherton
Receptionist	Jessica Glass

MARKETING

Vice President of Marketing	Ted Santiago
Manager of Creative Services	Scott Jenner
Marketing Manager	Trent Nielsen
Database Marketing Coordinator	Stephanie Richter

NEWS CONTENT

Sr. Director of News Content	Dave Vest
------------------------------	-----------

TICKET OPERATIONS

Sr. Director of Ticket Operations	Doug Vanderheyden
Box Office Manager	Julia Kincade
Ticket Operations Supervisor	Jakub Jaroszewicz

TICKET SALES & SERVICE

Sr. Director of Premium & Suite Sales	Grant Buckborough
Sr. Premium Seating Manager	Mike Briody
Premium Seating Managers	Mike Ostrowski, James Whitener
Premium Seating Executives	Matt McClelland, Dave Paris
Premium Seating Service Representative	Leah Adler
Sr. Director of Ticket Sales & Service	Ken Troupe
Manager of Service & Retention	Lindsay Kray
Service & Retention Account Executives	Karalyn Katchmark, Sean Sanford, Matt Herold, Zack Taylor
Director of Ticket Sales	Justin Brickner
Business Development Account Executives	Zach Fish, Drew Bennett, Josh Pitts, Phil Martin, Marshall Spalding, Sean Phelan
Group Sales Executives	Jack Mertes, Steve Gonzalez, Will Rimer, Katrina Hinsberg, Scott Schwartz, Pete Musser
Manager of Inside Sales	Jesse Whalen
Inside Sales Executives	Daniel Zamora, Celina Encinas, Matthew Hergenrader, Ryan Jacobsen, Ian Kalanges, Mike Kann, Tyler Kern, James Kim, Michelle Sondheim, Jon Baker, Craig Campbell, Whitney MacLeod

TECHNOLOGY

Director of IT	Monty Low
IT Analyst System Administrator	Justin Ferguson

ARENA MANAGEMENT GROUP

Sr. Vice President & General Manager	Jim Foss
Arena Ticket Operations Manager	Shawn Bain
Director of Guest Services	Paul Serbic
Director of Parking & Traffic	Jeff Jones
Director of Security & Safety	Sam Cornejo
Director of Events	Kyle Olsen
Facility Security Shift Supervisors	Andrea Evans, Dave Hurni, Nathan Caldwell
Production Engineer	Arnie Wilson
Chief Engineer	David Leckie
Operating Engineers	Jon Becker, Marcus Rahn, Jim Walker, Dave West
Sr. Conversion Crew Supervisor	Joaquin Lucio
Conversion Crew Supervisor	Jon Mowery
Conversion Crew Leads	Don Jacobson, Bill Butterfield
Housekeeping Supervisor	Michelle Padilla
Housekeeping Attendants	James Kubiak, Zaida Sanchez

TEAM INFORMATION

Regional Sports Network	FOX Sports Arizona
Radio Station	Arizona Sports 620
Team Photographer	Norm Hall

MEDIA INFORMATION

MEDIA RELATIONS STAFF



Rich Nairn
Vice President of Communications



Chris Wojcik
Director of Media Relations



Greg Dillard
Media Relations Coordinator

On behalf of the Phoenix Coyotes, welcome to the 2013-14 National Hockey League season. Since 1996-97, the Coyotes have produced some of the Valley's top sports stories and we expect the excitement to continue this year. As we enter our 17th year (16th season) in the Valley of the Sun, we hope to make your job covering the Coyotes as easy and as pleasant as possible. In order to help our operation run smoothly and make your jobs easier, we ask that you please follow the guidelines below.

MEDIA CREDENTIALS

Media credentials are issued to working media only. The media entrance at Jobing.com Arena is Gate 1, located at the southwest corner of the arena. The media entrance and media will-call window will be open 3 hours prior to the start of each game. All credentials are non-transferable. Any unauthorized use will subject the bearer to ejection from Jobing.com Arena and confiscation of the credential. All media are required to display credentials when entering the media lounge, press box and dressing room areas, and must wear their credentials throughout the game. Season media passes will be issued to established newspapers, television and radio stations, websites and magazines. Please contact Chris Wojcik (chris.wojcik@phoenixcoyotes.com) for season media credential requests.

INDIVIDUAL GAME CREDENTIALS

Individual game credentials should be requested through Greg Dillard (greg.dillard@phoenixcoyotes.com) at least 24 hours prior to game time. Pre-arranged passes must be picked up at the media entrance at Gate 1, located at the southwest corner of Jobing.com Arena. Credentials will be issued on an availability only basis.

PREGAME ACCESS

NHL dressing rooms are not open prior to game time. Requests for interviews prior to the game will be accommodated upon the approval of the players and coach involved. However, NHL regulations allow for a maximum of three players per team to be made available upon request up to 90 minutes before the game. Coyotes players will be made available from 4:30 p.m. to 5:00 p.m. for a 7:00 p.m. start and from 3:30 p.m. to 4:00 p.m. for a 6:00 p.m. start. The ideal time for game day interviews is at the morning skate, held each game-day morning (10:30 a.m.) at Jobing.com Arena or the Ice Den in Scottsdale (practice times are subject to change). Please contact any member of the media relations staff to set up a request.

POSTGAME ACCESS

Both the Coyotes and the visitor's dressing rooms will be open no later than five minutes after each game. Media will have access to the players for 30 minutes after the rooms are opened. Only working media with official credentials will be allowed into the dressing rooms. Following the player media access, Coyotes Head Coach Dave Tippett will be available for postgame comments in the interview room, located between the Coyotes' dressing room and the visiting dressing room. The NHL officials' locker room is off limits to the media. If a comment or interpretation from the game's referee or NHL supervisor is required, a pool reporter may be assigned. ABSOLUTELY NO AUTOGRAPHS ARE ALLOWED DURING MEDIA ACCESS PERIODS.

DAILY PRACTICES

Coyotes' practices will be held at Jobing.com Arena or the Ice Den in Scottsdale. All practices are open to the media. For up-to-date information on practice times and locations, please email Chris Wojcik (chris.wojcik@phoenixcoyotes.com) to be included on the team's practice distribution email list.

PRESS BOX ACCESS

The Keilback Press Box at Jobing.com Arena is located on the west side of the building on level 7. A designated press elevator (right side) is located next Gate 1 (media will-call) and the press lounge. Upon arrival in the press box, please review posted seating chart for assigned seats.

BROADCAST BOOTH POSITIONS

All broadcast positions are located in the main press box of Jobing.com Arena. Please review posted seating chart for assigned booths.

GAME NOTES

Complete sets of NHL Game Notes, NHL statistics and specific news releases will be made available in the media work room in the media lounge as well as in the press box. Game notes, stats and releases can also be found online at PhoenixCoyotes.com or NHLMedia.com. Additional materials (out-of-town scores, game summaries) will be distributed to all working media throughout the game.

ONLINE PRESS BOX

Coyotes' media relations will once again provide a convenient online media microsite called the Phoenix Coyotes Online Press Box. This site provides media members with a variety of up to date and comprehensive tools necessary to cover all of the Coyotes' action on and off the ice. The online press box can be accessed at <http://www.phoenixcoyotes.com/media>. There you will find NHL statistics, NHL Game Notes, news releases, daily team news clips, postgame quotes, as well as audio and videos. Additionally, the website includes the 2013-14 media guide, rosters, season statistics, schedule, and much more.

To access the Phoenix Coyotes Online Press box, a login and username will be required upon entry. Media members may use the following username and password to enter the online press box: LOGIN: media@phoenixcoyotes.com PASSWORD: Media

PHOTOGRAPHY

Photo credentials will also be issued in the same manner as media credentials. Weekly papers and magazines on assignment may obtain passes by having the photo editor request a single-game credential. Please email Greg Dillard (greg.dillard@phoenixcoyotes.com). Team photographer, Norm Hall, will assign photo positions on a game-by-game basis. Photographers must check in with Mr. Hall or a member of his staff in the media lounge prior to game time. All photographers must comply with space assignments and shooting regulations. Photographers must shoot from designated areas only. Should photographers require any additional information regarding equipment (i.e. strobes), please contact Norm Hall at (602) 620-1532 or NHall7@cox.net.

PHONES/STATISTICIANS

Media are provided with working phones, high speed internet lines and wireless internet access in the press box and media work room. Should you require an additional phone line at Jobing.com Arena, please contact a member of the Coyotes media relations staff. Statisticians are available to assist television broadcasters by contacting Director of Broadcasting Doug Cannon (doug.cannon@phoenixcoyotes.com). These services must be arranged at least 24 hours prior to the game.

MEDIA PARKING

Media parking for Coyotes games at Jobing.com Arena is available in the Renaissance Parking Garage (levels 2 & 3) directly across from Gate 1 near the southwest corner of the arena. Show your media credential or station/newspaper identification for access.

We hope this outline of procedures and guidelines will assist you in your coverage of the Phoenix Coyotes and the National Hockey League in 2013-14. Please don't hesitate to call us if you need additional assistance. We look forward to working with you again this season.



PHOENIXCOYOTES.COM

The Coyotes provide exclusive, comprehensive coverage of the team on a daily basis via its official website - phoenixcoyotes.com.

GAME DAY COVERAGE

Starting with the morning skate and continuing through the postgame interviews, phoenixcoyotes.com provides its visitors with extensive coverage on game days. Each game day, written and video previews are posted to the site. Written and video recaps are posted shortly after games, as are game highlights, a photo gallery, video interviews with players and coaches, stats and more.

OFF-DAY COVERAGE

On days when the Coyotes do not play games, phoenixcoyotes.com provides written and video features, plus news and notes from off-day practices.

MULTIMEDIA

Visitors to phoenixcoyotes.com can watch and/or listen to extensive video and audio interviews at phoenixcoyotes.com. Interviews with Coyotes players and coaches are available before and after games. All news conferences and team events within the community are featured in widescreen video format. Phoenixcoyotes.com also lets fans listen to live broadcasts of all Coyotes games.

E-NEWS

Be the first to know about breaking Coyotes news regarding player signings, trades and ticket specials by signing up for the team's free Tape-to-Tape E-newsletter.

TEAM

Get the latest news on all of your favorite Coyotes players and coaches. View in-depth bios, as well as the Future Coyotes section, which provides up-to-date information on prospects.

NEWS

Check this section for archived news releases, stories, features and game recaps.

SCHEDULE

Results from every game and the team's upcoming schedule are available at this section of the site. This section also features the Jobing.com Arena events calendar.

STATS

At phoenixcoyotes.com, fans will find complete player, team and NHL statistics/standings.

TICKETS AND PROMOTIONS

Avoid ticket lines by purchasing tickets online. Also, don't forget to check out the 2013-14 promotions schedule.

BLOGS

Players, broadcasters and website staff members contribute blog entries on a regular basis to keep fans updated on what's going on behind the scenes.

MEDIA BUZZ

Find out when players, coaches and front-office staff members will be doing radio and/or TV interviews with this complete listing, which is updated daily.

FAN ZONE

This interactive area allows fans to view photo galleries and download fun and interactive programs.

COMMUNITY

Keep up with all of the Coyotes events and player appearances as well as information about Coyotes Charities.

HOCKEY PROGRAMS

Fans can learn about hockey programs across the Valley including a complete listing of Arizona Hockey Associations and area rinks. Fans can also sign up for one of the adult or youth hockey clinics offered.

Unlimited storage. \$15.99/month. Free trial. **HIGHTAIL** formerly yougendie

OFFICIAL WEBSITE OF THE **PHOENIX COYOTES**

TICKETS TEAM SCHEDULE STATS NEWS MEDIA FAN ZONE COMMUNITY SHOP

2013-2014 SEASON TICKETS ON SALE NOW CLICK HERE FOR INFORMATION

13 SEASON 14 TICKETS ON SALE NOW CLICK HERE TO GET YOUR TICKETS

GOSBEE CONFIDENT IN COYOTES QUESTIONS FOR GOSBEE
New owner positive that Gossie is directly ahead for his club

READ MORE

THE SCOOP

SEPTEMBER 2013

Sun	Mon	Tue	Wed	Thu	Fri	Sat
1	2	3	4	5	6	7
8	9	10	11	12	13	14
15	16	17	18	19	20	21
22	23	24	25	26	27	28
29	30					

HOME AWAY PROMOTIONAL

COYOTES COMMUNITY

COYOTES CHARITIES

Coyotes Charities, the team's non-profit foundation, has committed more than \$2.3 million in grants and gifts to non-profit organizations throughout the state of Arizona who support healthcare, education, cultural arts or sports programs for children.

Coyotes Charities also gives out over 1,500 in-kind donations to valley non-profit organizations throughout the year to support their fundraising initiatives. During the season, Coyotes Charities hosts a number of fundraising events around the Valley that brings Coyotes management, players, fans, business and community leaders together to make a power play assist for those in need.

Visit PhoenixCoyotes.com for more information on the Coyotes Charities grant cycle, 50/50 raffle and special programs.

Charity Events

The Coyotes hold two major charity events each season, the annual golf tournament and player waiters night which help raise funds for Coyotes Charities.

Fan Experiences

The Coyotes offer a number of in-game experiences that are available with a donation to Coyotes Charities. These memorable opportunities include scoreboard messages, birthday packages, marriage proposals and Zamboni rides. For more information on various fan experiences please contact (623) 772-3257 or visit PhoenixCoyotes.com.

50/50 Raffle

Coyotes Charities hosts a 50/50 raffle every home game that allows non-profit organizations to raise needed funds for their programs. One lucky raffle winner receives 50 percent of the net profit and the remaining 50 percent is split between Coyotes Charities and the participating organization. Please reference the website for additional information and questions can be sent to coyotes.charities@phoenixcoyotes.com.

Community Corner / In-Game Fundraising

Coyotes Charities will hold mystery puck sales during the season. For a \$20 donation to the Charity, fans will have the opportunity to pick a wrapped puck autographed by a Coyotes player. Every puck is autographed, but lucky winners who receive a puck signed in gold means they have won an additional Phoenix Coyotes autographed prize! All proceeds from the mystery puck sales benefit Coyotes Charities.

The Community Corner auctions off items at every Coyotes home game and holds special sales and auctions around the holidays.



Dave Tippet

COMMUNITY RELATIONS PROGRAMS

The Phoenix Coyotes spend countless hours and resources developing partnerships with other organizations throughout Arizona. The result is the creation of many innovative programs that benefit thousands of people in Arizona and help further extend the bounds of the team's community efforts. The success of these programs greatly depends on these partnerships.

Tickets for Kids

Individuals and corporations treat children from non-profit organizations to a Coyotes game. Due to this generosity, approximately 10,000 children have an opportunity to attend a Coyotes game each season.

Ticket Assist Program

Season ticket holders can donate their tickets when they are unable to attend a game. These tickets are then distributed to local non-profit organizations through Coyotes Charities.



Mikkel Boedker



Tyson Nash





COYOTES COMMUNITY



Derek Morris

Hospital Visits

Coyotes' players, coaches, management and staff visit local children's hospitals throughout the year to brighten the day of kids during their stay.

Howler

This furry ambassador of Coyotes hockey entertains fans throughout the Valley, making approximately 300 community appearances a year from hospital visits to school assemblies. To book Howler for your event, contact the Community Relations Department at 623-772-3257.

Coyotes in the Community

The Coyotes and their fleet of interactive inflatables attend over 200 community events per year. The main attractions include a 20-foot tall hockey player (apply named "The Enforcer"), an interactive "Slapshot" inflatable where kids and adults can test their shot and a bounce house.



Howler

GROWING THE GAME



Phoenix Coyotes Hockey Development Program (PCHDP)

The PCHDP helps young individuals develop as athletes, leaders and members of the community through various ice and roller hockey programs that emphasizes excellence, commitment, discipline, teamwork and sportsmanship. The goal is to give every participant (coach, player and parent) the opportunity to improve their knowledge of hockey and experience the enjoyment the game provides. With hockey emerging as a warm weather sport, the Phoenix Coyotes have developed several avenues for fans to participate in the sport and experience hockey through hands-on interaction.

Kids First

Kids First Hockey is an on-ice youth hockey program hosted in cooperation with the Phoenix Coyotes Hockey Development Program, Arizona Amateur Hockey Association, One Goal and local hockey rinks. The program consists of four one-hour sessions designed to provide kids ages 4-10 a risk free introduction to the sport of hockey. For a \$70 deposit, returned at the end of the four-week clinic, each participant receives a set of One Goal rental equipment to be used during each session, a pair of rental skates provided by the rink, and a jersey that the player gets to keep after their experience is complete. For more information or to register for an upcoming clinic, visit www.phoenixcoyotes.com/kidsfirst.

Hockey Clinics

The Coyotes host a series of youth and adult hockey clinics and skills competitions at Jobing.com Arena. These clinics are designed to help the beginner and intermediate players develop their hockey skills, as well as showcasing the level of hockey throughout the state. Each clinic, coached by a member of the Phoenix Coyotes coaching staff, is uniquely geared to a specific skill set such as power skating, shooting and passing, checking, and goalie techniques. The Coyotes also host coaching clinics throughout the season which provide coaches with the newest and most innovative coaching methods available and also feature symposium formatted discussions with current and former Coyotes players, coaches and executives.



Street Coyotes

Street Coyotes is an NHL-based initiative to grow the sport of hockey among children. By playing the sport in shoes, instead of skates, it allows kids to experience the sport without the intimidation of learning how to ice or roller skate. In order to expose and teach the game of hockey to as many children as possible the Coyotes have partnered with various organizations and school districts, including: Boys and Girls Clubs of Metropolitan Phoenix, Best Buddies of Arizona, B.A.S.I.S Charter Schools, Glendale Elementary School District, Special Olympics of Arizona among others.



Jobing.com ARENA

GLENDALÉ • ARIZONA

Jobing.com Arena, Arizona's Premiere Sports & Entertainment Center, is a state-of-the-art, multi-purpose facility located at Loop 101 and Glendale Avenue. The arena anchors the 223-acre, \$1 billion development Westgate Entertainment District, the "crown jewel" of sports and entertainment complexes.

Owned by the City of Glendale, Jobing.com Arena is home to the National Hockey League's (NHL) Phoenix Coyotes and a multitude of spectacular entertainment events annually. With two separate concourses on two seating levels, Jobing.com Arena's open concourses are fan-friendly and provide fans with an open view of the ice. The Arena also features an intimate seating bowl that has all the modern amenities. The venue seats 17,125 for Coyotes games and both seating levels have been strategically situated to create great hockey sightlines.

There are 87 luxury suites in Jobing.com Arena, including two tower suites and 12 party suites that can accommodate large groups of up to 50 people. In addition, the Gila River Casinos Club (located on the club suites level) consists of 400 upscale seats with unique club and dining opportunities. Club Bud Light is an upscale private club, open exclusively to season ticket holders. The Club is located directly behind the Coyotes and visiting team player benches, offering fans unique views of both the Coyotes and visiting team players as they enter and exit the ice.

Fans visiting this exceptional arena enjoy state-of-the-art technology, including an electronic display system with 360-degree video boards, an eight-sided scoreboard, an advanced in-arena production studio and superior acoustics for concerts and other special events.

The building opened on December 26, 2003 with the Arizona Sting's inaugural National Lacrosse League (NLL) game. The following night, December 27, the Coyotes hosted the Nashville Predators in front of a standing-room only crowd of 19,052 for the inaugural NHL game at Jobing.com Arena. The arena has also hosted five NHL Playoff series, including the 2012 Western Conference Final.

Jobing.com Arena has hosted numerous world-class concerts and events since opening in December 2003. Some of the music industry's top performers were welcomed to Glendale in the arena's inaugural year including Prince, Rod Stewart, Toby Keith, Britney Spears and Usher. The arena was bestowed "the best new major concert venue in North America" by the Pollstar Concert Industry Awards in 2003. The venue has hosted major acts and numerous sell-outs such as U2, Elton John, The Rolling Stones, Paul McCartney, Bruce Springsteen, Kenny Chesney and Motley Crue.

Many more A-list acts and major up-and-coming artists have played the venue including Taylor Swift, Justin Bieber, Aerosmith with Lenny Kravitz, Nickelback, Bon Jovi, Madonna, Red Hot Chili Peppers, Justin Timberlake, Christina Aguilera, John Mayer, Tim McGraw and Faith Hill.

Jobing.com Arena has also hosted a variety of live entertainment in recent years including Smuckers Stars on Ice, Street League Skateboarding, Nuclear Cowboyz, Professional Bull Riding (PBR) and World Extreme Cagefighting (WEC). The arena has brought a number of family oriented shows to Glendale including the likes of Radio City Christmas Spectacular, Nickelodeon Story Time Live!, Sesame Street Live!, the Harlem Globetrotters and Cirque de Soliel.

Every February, Jobing.com Arena comes alive with "February Frenzy", the Arizona Interscholastic Association's (AIA) high-school tournaments and state championship for basketball.

In August 2011, Jobing.com Arena upgraded the rink system in compliance with new NHL guidelines. The new glass is an acrylic composite with each panel weighing only 100 lbs. The new viewing experience for fans will be second to none. Each panel along the lower bowl is now 8 feet by 6 feet and 5 feet by 8 feet in both end zones. Fans will be closer to the action than ever before.

JOBING.COM ARENA FAST FACTS

- Fastest built arena of its kind in the United States (18 months)
- Over 20,000 people were involved in the construction process with a grand total of 1.5 million man-hours. At the peak of construction, 840 people worked on site at one time.
- 47,000 yards of concrete
- 5,000 tons of steel to reinforce the concrete structure
- 1,600 tons of steel support the roof which covers 187,000 square feet (4.3 acres)
- Steel in roof weighs 5 million pounds
- Roof covers 4 acres and supports 187,000 feet of insulated roofing
- 31,000 square feet of exterior glass
- 30 miles of piping systems
- 220 miles of wiring
- 41,000 lineal feet of storm drain piping
- 300,000 square feet of sidewalk was created
- 2,400 tons of air conditioning
- 10,000 gallons of water is used to create the ice sheet for hockey/figure skating
- The 34,000 pound center hung scoreboard (28 feet by 28 feet) cost \$2.5 million. It has four 9' x 16' video instant replay screens and is raised and lowered by an electric winch capable of hoisting 50,000 pounds that is mounted up in the roof truss section directly over center ice.

CONSTRUCTION	Began on June 17, 2002
COMPLETION	December 2003, 18 months of construction
OPENING DATE	December 26, 2003 – Arizona Sting vs. Vancouver Ravens
OPENING HOCKEY	December 27, 2003 – Phoenix Coyotes vs. Nashville Predators
OPENING CONCERT	February 12, 2004 – Bette Midler
COST	\$220 million
ARCHITECTS	HOK
CONTRACTOR	Perini Construction
OWNER	City of Glendale
MANAGEMENT	Arena Management Group
SIZE	Located on 223 acres, the arena complex is 612,900 square feet and built 90 feet underground
LOCATION	9400 West Maryland Avenue Glendale Avenue, Arizona 85305
SEATING	Seating capacity for hockey – 17,125 with a maximum of 20,000
PARKING	7,000 parking spaces on site around the arena
LUXURY SUITES	87 suites located on two mid-level concourses, each accommodates up to 20 guests
PUBLIC ENTRANCES	Five entrances, located at Gate 1 (southwest), Gate 2 (west), Gate 4 (north), Gate 6 (east) and Gate 7 (southeast).
MEDIA ENTRANCE	Media parking for Coyotes games at Jobing.com Arena is available in the Renaissance Parking Garage (levels 2 & 3) directly across from Gate 1 near the southwest corner of the arena. Show your media credential or station/newspaper identification for access.



2013
FRONT OFFICE
2014



BOARD OF DIRECTORS

GEORGE F. J. GOSBEE

Co-Owner, Executive Chairman and Governor



Mr. Gosbee's career to date spans 20 years in corporate finance, investment banking and global capital markets. His current firm, AltaCorp Capital, is an investment bank that is partnered with ATB Financial, a wholly owned subsidiary of the Government of Alberta.

Mr. Gosbee is Vice Chair of Alberta Investment Management Co (AIMCo), a \$70 billion institutional investment fund. He is on the Canadian Minister of Finance's Economic Advisory Council and is on the Board of Directors for TMX Group. Mr. Gosbee is a former board member of Chrysler Group LLC in Detroit.

Mr. Gosbee was honoured as one of 200 Young Global Leaders by the World Economic Forum for his professional accomplishments and community commitments. He has received the Haskayne School of Business' Distinguished Alumni Award, and was awarded Entrepreneur of the Year for the Prairie Region by Ernst and Young. Mr. Gosbee has been awarded the Queen's Diamond Jubilee Medal and is an Honorary Lieutenant Colonel of the Calgary Highlanders Infantry Unit of the 41st Canadian Brigade Group.

Mr. Gosbee holds a Bachelor of Commerce degree from the University of Calgary where he specialized in finance and petroleum land management. Outside of business, Mr. Gosbee is active on numerous community boards and charity initiatives.

CRAIG STEWART

Alternate Governor, Director & Co-Owner



Craig Stewart is the Executive Chairman of RMP Energy Inc. He was President and CEO of Rider Resources Ltd. from 2003 to 2008, Meota Resources Corp. from 2000 to 2002 and Poco Petroleum Ltd. from 1992 to 1999. Mr. Stewart has served as a board member of several oil and gas industry organizations and public energy companies.

Mr. Stewart played hockey from 1972-76 for University of Calgary under Hockey Canada Scholarship. He attended Washington Capitals camp in 1973 and was selected All Canadian in 1976. He also played pro hockey in Germany 1979-80.

He earned his Bachelor degree in Economics and Business from the University of Calgary.

GARY J. DRUMMOND

Director & Co-Owner



Gary J. Drummond has been a passive investor and Board member on several private and public companies including Baytex Energy Corp., Crew Energy Inc., Comaplex Minerals Corp. and presently Bonterra Energy Corp. and Pinecliff Energy Ltd.

Mr. Drummond practiced commercial law in Regina, Saskatchewan until 1989 and was appointed to Queen's Counsel in 1986.

Born and raised in Southern Saskatchewan, Mr. Drummond has graduated from the University of Saskatchewan Law School in 1973 with a Bachelor degree in Law and Economics.

He has played competitive hockey and baseball in his youth and has been an avid lifelong sportsman and fan.

BOARD OF DIRECTORS

DAVE DUCKETT

Director & Co-Owner




W David Duckett has had a successful career in the oil and gas midstream business for over 30 years. He has built and developed top tier private and public ventures during his career and remains active today as the founder and leader of one of Canada's premier and most successful midstream organizations.

He has been instrumental in the development of the EDGE School for Athletes located in Calgary, and through his influence has established the EDGE school as one of Canada's most up and coming educational facilities. As his principle residence located in Calgary, he spends significant time during the hockey season at his home in Scottsdale, Arizona. Mr. Duckett has been actively involved with hockey his entire life and continues to participate in many sports.

Mr. Duckett was born and raised in Calgary and obtained his Bachelor of Commerce Degree from the University of Calgary.

WR DUTTON

Director & Co-Owner



WR "Bill" Dutton spent the majority of his career in the Oil and Gas drilling, exploration and production industry, most recently with a Southeast Saskatchewan company called Upton Resources Ltd which he started in 1987 as a drilling partnership. He is the holder of the 125th Anniversary of the Confederation of Canada Medal and is the member of the Saskatchewan Oil and Gas Hall of Fame.

Born and raised in Virden Manitoba, his love for hockey began at the age of 5, a love that has spanned over 70 years. He has coached, scouted, managed, scraped the ice, ran the rink, drove the bus and sharpened the skates, and whatever it took to make it happen.

Hockey runs deep in his family, his Uncle Merv "Red" Dutton played professionally with the Calgary Tigers, The Montreal Maroons and the New York Americans. Red later went on to be the Coach, manager and owner of the Americans, and was the President of the NHL from 1942-45 when the Americans suspended operations for WWII. Red was the only NHL President who was a player, manager, coach and owner, as well as a trustee of the Stanley Cup.

ROBERT G. GWIN

Director & Co-Owner



Robert G. Gwin is Senior Vice President, Finance and Chief Financial Officer of Anadarko Petroleum Corporation (NYSE: APC). He is responsible for the areas of treasury, corporate finance and risk management; accounting, financial reporting and tax; investor relations and communications; corporate development; corporate strategy and planning; and corporate audit.

He previously served as President and CEO of Western Gas Holdings until 2010. Mr. Gwin joined Anadarko in January 2006 as Vice President, Finance and Treasurer and was named Senior Vice President in March 2008.

Mr. Gwin is a Director of LyondellBasell Industries N.V. (NYSE: LYB) and serves on the boards of Theatre Under the Stars (TUTS), Communities in Schools (CIS), and the Greater Houston Partnership. He holds a Bachelor of Science degree from the University of Southern California and a Master of Business Administration degree from the Fuqua School of Business at Duke University. He also earned the Chartered Financial Analyst (CFA) designation from the CFA Institute.



BOARD OF DIRECTORS

ANTHONY LEBLANC

President and CEO



Please see page 12 for full bio.

SCOTT SAXBERG

Director & Co-Owner



Scott Saxberg is the President, Chief Executive Officer and a director of Crescent Point Energy. He was a founder of Crescent Point in 2001 and has been president since 2003. Mr. Saxberg has worked in the oil and gas industry since 1992, having held a variety of roles with companies such as Shelter Bay, Wascana Energy Inc., Numac Energy Inc. and Magin Energy Inc.

Mr. Saxberg is a member of the Association of Professional Engineers and Geoscientists of Alberta and serves on the board of Aston Hill Energy General Partner. He served on the board of directors of Bellamont Exploration Ltd., Catapult Energy and Wild Stream Exploration until the Wild Stream Arrangement was completed. He also serves on the CAPP board of governors, the CAPP Saskatchewan Executive Policy Group and the STARS Society board of directors.

Mr. Saxberg holds a Bachelor of Science degree in mechanical engineering from the University of Manitoba.

RICH WALTER

Director & Co-Owner



Rich Walter is currently CEO of Sub-Sahara Capital Group, a firm he also founded.

Prior to founding his own funds, Rich spent seven years at SAC Capital Advisors and three years at Ladenburg Thallmann. He has a long history as an investment professional including founding two of his own long/short equity funds, Bellman Walter Capital and Walter Capital Management.

Mr. Walter graduated with a Bachelor of Arts degree from Syracuse University.

ANTHONY LEBLANC

President and CEO



Anthony LeBlanc is a Co-Owner and member of the Board of Directors for the Phoenix Coyotes. He has been a sales and marketing executive for the past 20 years at firms such as the Corel Corporation, Giga Information Group, and most notably as the Vice President of Global Sales at Research In Motion (now BlackBerry) between 2000 and 2008.

He was a founding member of Ice Edge Holdings in 2009. And in 2013 he was a co-founder of IceArizona AcquisitionCo, the eventual owner of the Phoenix Coyotes. In 2011, Mr. LeBlanc was nominated as the candidate for the Progressive Conservative Party of Ontario in his hometown riding of Thunder Bay Superior North.

He graduated from Lakehead University in 1993 with a Bachelors degree in Political Science. Born in Northern Quebec and raised in Northwestern Ontario, Mr. LeBlanc has been an avid sports fan since he was a child. He will serve as the Coyotes President, CEO and Alternate Governor along with being a Co-Owner.





DON MALONEY

Executive Vice President, General Manager & Alternate Governor



Don Maloney enters his seventh season as Executive Vice President, General Manager and Alternate Governor of the Phoenix Coyotes after being named to the position on May 29, 2007. Maloney is the seventh general manager in Coyotes/Jets franchise history.

In six seasons as the Coyotes general manager, Maloney has led the team to a 230-172-56 record and three postseason appearances. He ranks second all-time in franchise history in wins by a general manager.

Under Maloney's leadership, the Coyotes posted a record of 42-27-13 and 97 points in 2011-12, securing their first division championship en route to the franchise's first appearance in the Western Conference Final. It marked the first time in franchise history that the Coyotes had recorded three consecutive seasons with 40-plus wins. In addition, the Coyotes reached the Stanley Cup Playoffs for the third consecutive year, marking the first time the franchise qualified for the postseason in three or more consecutive seasons since the team clinched a playoff berth in its first four seasons in the Valley (1996-97 to 1999-00).

Maloney received the inaugural NHL General Manager of the Year Award following the 2009-10 season after steering the Coyotes through a turbulent off-season and charting the course for the most successful regular season in franchise history. The team

finished the 2009-10 campaign with a record of 50-25-7 for 107 points, setting new franchise records for wins, home wins (29), points, and longest home winning streak (10 games; Nov. 21-Dec. 29) while qualifying for the Stanley Cup Playoffs for the first time since 2002.

In his first season as general manager of the Coyotes in 2007-08, Maloney's club posted a record of 38-37-7 for 83 points, an improvement of seven wins and 16 points from the previous season. The 16-point increase represented the fifth-largest point increase by an NHL team during the 2007-08 season and was also the greatest one-season point increase in Coyotes history.

Among Maloney's stable of highly-regarded draft selections during his tenure as Coyotes G.M. are: defensemen Connor Murphy (20th overall, 2011), Brandon Gormley (13th overall, 2010), Oliver Ekman-Larsson (sixth overall, 2009), goaltender Mark Visentin (27th overall, 2010), forwards Max Domi (12th overall, 2013), Henrik Samuelsson (27th overall, 2012), and Mikkel Boedker (eighth overall, 2008). In addition to building through the draft, Maloney has consistently upgraded the roster through free agency and trades. Over the past five seasons, Maloney made a total of 22 trades around the trade deadline.

Prior to joining the Coyotes in 2007, Maloney, a native of Lindsay, Ontario, spent the previous 10 seasons as a member of the New York Rangers' front office, most recently serving as the team's Vice President of Player Personnel and Assistant General Manager. He was primarily responsible for assisting Rangers President and General Manager Glen Sather in all player transactions and contract negotiations.

Maloney, 54, played a key role in the Rangers' development of several prospects into productive NHL players which recently have included Henrik Lundqvist, Marc Staal, and Ryan Callahan, as well as current Coyote Lauri Korpikoski. Recognized as one of the deepest organizations in the NHL during Maloney's tenure, the Rangers' top minor league affiliate, the Hartford Wolf Pack, reached the American Hockey League playoffs in each of his 10 seasons with the club and won the league's Calder Cup Championship in 2000.

Maloney also served as Assistant General Manager for Team Canada squads that won gold medals at the 2003 and 2004 IIHF World Championship in Finland and Czech Republic, respectively.

Maloney's first front office position in the NHL was Assistant General Manager of the New York Islanders following his retirement as a player with the club on Jan. 17, 1991. Maloney later served as General Manager from Aug. 17, 1992 to Dec. 2, 1995. Among the players drafted by the Islanders during Maloney's tenure with the club were Todd Bertuzzi, Bryan McCabe, Zigmund Palffy, Tommy Salo and Darius Kasparaitis.

Maloney also served as Eastern Professional Scout for the San Jose Sharks during the 1996-97 season prior to joining the Rangers' front office.

As a player, Maloney registered 214 goals, 350 assists and 564 points and 815 penalty minutes in 765 regular season games over 13 NHL seasons with the Rangers, Hartford Whalers and Islanders. He also collected 22 goals, 35 assists and 57 points in 94 career Stanley Cup playoff games.

Maloney spent 11 seasons with the Rangers after being selected by the club in the second round (26th overall) of the 1978 NHL Entry Draft. He helped lead the Rangers to the 1980 Stanley Cup Final by posting 20 points (7-13-20) that postseason, a playoff record for rookies at the time (since broken). Maloney played in the NHL All-Star Game in 1983 and 1984. He was named Most Valuable Player of the 1984 All-Star Game.

Maloney received the Rangers' "Players Player" Award as voted by teammates on three occasions (1979-80, 1980-81, and 1986-87). He also won the Rangers' "Crumb Bum" Award for service to New York youngsters in 1984 and the team's Good Guy Award in 1981 for cooperation with the media.

BRAD TRELIVING

Vice President of Hockey Operations & Assistant General Manager



Brad Treliving enters his seventh season as Assistant General Manager after being named to the position on July 18, 2007. As Vice President of Hockey Operations, Treliving works closely with General Manager Don Maloney on the day-to-day administration of the Coyotes' hockey operations. Treliving also serves as General Manager of the club's American Hockey League (AHL) affiliate, the Portland Pirates.

In his role, Treliving is consulted on all team personnel decisions and manages the amateur and pro scouting staffs and other administrative duties assigned by the general manager. Treliving is also responsible for all player personnel assignments with the team's minor league affiliates.

Treliving guided the Pirates to a 41-30-3-2 record and a sixth place finish in the Eastern Conference in 2012-13 to qualify for the Calder Cup playoffs. Under his watch, Portland has registered a 77-61-7-7 record in its two seasons as the Coyotes AHL affiliate.

In his first season as GM of the San Antonio Rampage, Treliving oversaw a club that qualified for the Calder Cup playoffs for the first time since its inaugural season of 2002-03. The Rampage finished the 2007-08 regular season with a record of 42-28-3-7 for 94 points, marking the third-highest point total ever by a Coyotes AHL affiliate.

Treliving, 44, joined the Coyotes after serving as the President of the Central Hockey League (CHL) for seven years. During his tenure, Treliving guided the CHL to remarkable growth and development. Numerous successful expansion franchises were introduced including the Arizona Sundogs in Prescott Valley who began play in a new arena in 2006-07. That season, the CHL led all North American "AA" professional hockey leagues in attendance for the sixth consecutive campaign.

Treliving co-founded the Western Professional Hockey League (WPHL) in 1996 and served as the league's Vice President and Director of Hockey Operations for five seasons. The native of Penticton, British Columbia played an integral role in the merger of the WPHL and the CHL in May 2001 upon which he began his tenure as President of the league.

Prior to his front office career, Treliving played five professional hockey seasons from 1990-91 to 1994-95 including stints with the Indianapolis Ice of the International Hockey League (IHL) and both the New Haven and Prince Edward Island Senators of the American Hockey League (AHL). The defenseman also registered 17 goals, 85 assists for 102 points and 811 penalty minutes in 243 games in the ECHL.

Treliving, his wife Julie and daughters Ryann and Reese reside in Scottsdale.

SEAN BURKE

Assistant to the General Manager & Goaltending Coach



Sean Burke enters his second season as Assistant to the General Manager/Goaltending Coach and his fifth year with the organization. Burke was promoted on July 10, 2012 from Director of Player Development/Goaltending Coach. In his role, Burke works with G.M. Don Maloney, Asst. G.M. Brad Treliving and Senior Director of Hockey Administration Chris O'Hearn in all areas of hockey operations, in addition to his responsibilities overseeing all goaltenders in the Coyotes organization and player development.

In addition to his role with the Coyotes, Burke was recently named to Hockey Canada's Program of Excellence management group, which oversees hockey operations for the men's under-17, under-18, and under-20 programs.

Under the guidance of Burke, Coyotes goaltenders have flourished the past four seasons. In 2011-12, Burke helped Coyotes netminder Mike Smith reach career highs in games played (67), wins (38), goals against average (2.21), save percentage (.930) and shutouts (8). Smith ranked fourth in the NHL in wins, tied for third in save percentage, tied for third in shutouts and ranked ninth in GAA. In the postseason, Smith ranked tied for first in shutouts (3), third in save percentage (.944), fourth in wins (9) and seventh in GAA (1.99). In addition, Coyotes goaltending prospect Mark Visentin won the Dave Pinkney Trophy for the Ontario Hockey League's (OHL) lowest GAA (shared with Christopher Festarini).

In 2010-11, Burke helped Coyotes goaltender Ilya Bryzgalov become the first Coyotes goaltender to record consecutive 30-plus win seasons (36 and 42) since Nikolai Khabibulin (1996-99). Bryzgalov also became the all-time franchise leader in wins (130) passing Bob Essensa. In addition, Bryzgalov (7) and Jason LaBarbera (2) tied the team franchise record for shutouts in a season (9) set in 1998-99 by Khabibulin (8) and Jimmy Waite (1). In 2010-11, Visentin was named the OHL's Goaltender of the Year and was selected to the OHL's First All-Star Team. He also won bronze (2012) and silver (2011) medals with Team Canada at the IIHF World Junior Championship.

During his first year as Goaltending Coach in 2009-10, the Coyotes allowed the fewest goals in the Western Conference while goaltenders Ilya Bryzgalov and Jason LaBarbera ranked third in the NHL with a 2.34 goals against average (GAA).

Under Burke's tutelage, Bryzgalov enjoyed a career-year while being named a Second Team NHL All-Star and finishing as the runner-up for the Vezina Trophy and was fifth in the voting for the Hart Trophy (League MVP). He also shattered the franchise record for wins in a season (42) and tied the franchise record for shutouts in a single season (8). LaBarbera also enjoyed a tremendously successful season and finished with a record of 8-5-1 with career-bests in GAA (2.13) and SV% (.928). LaBarbera posted a 6-1 record in shutouts and had a career-long shutout streak of 120:48 from Feb. 5 to Mar. 14, which included parts of three games.

During his time as Director of Prospect Development, the Windsor, Ontario native monitored the progress of the team's minor league, junior and college prospects. He was also active in the club's business operations by serving as a liaison for corporate clients and season ticket holders.

Burke, a former NHL goaltender, spent parts of five seasons with the Coyotes from 1999-2004 during his 18-year career. He appeared in 211 career games with the Coyotes, posting a record of 97-78-29 with a 2.39 GAA, a .919 SV% and 15 shutouts. He helped guide the team to the Stanley Cup playoffs during the 1999-00 and 2001-02 seasons and also represented the Coyotes at the 2001 and 2002 NHL All-Star Games. He is second in franchise history in GAA (2.39) and SV% (.919), third in shutouts (15), and fourth in games played (211) and wins (97).

In 820 career NHL games with New Jersey, Hartford/Carolina, Vancouver, Philadelphia, Florida, Tampa Bay, Los Angeles and Phoenix, Burke collected a record of 324-341-101-9 with a 2.96 GAA and a .902 SV%. He was also a three-time NHL All-Star and represented Canada in the 1988 and 1992 Winter Olympics. Burke made his NHL debut on March 2, 1988 with the New Jersey Devils and began his career by going 10-1-0 in his first 13 games.

Burke resides in Scottsdale and has two children: Andie and Brendan. Brendan is a goaltender with the Portland Winterhawks who was drafted by the Coyotes in the sixth round (163rd overall) in the 2013 Entry Draft.



RICK KNICKLE

Director of Amateur Scouting



Rick Knickle enters his third season as the Coyotes' Director of Amateur Scouting. He is responsible for all amateur scouting and oversees the Entry Draft process for the Coyotes.

Prior to the 2011-12 season, Knickle served 13 years as a scout with the Nashville Predators. He joined Nashville for the team's inaugural NHL season in 1998-99. While serving as a scout with the Predators, Knickle was instrumental in drafting many NHL star players including Shea Weber, Dan Hamhuis, Martin Erat and Scott Hartnell.

Knickle, a former goaltender, played 17 seasons and close to 600 games in the AHL/IHL and 14 games with the Los Angeles Kings from 1992-94. He won five championships at the professional level and lost in both the Stanley Cup and Memorial Cup Finals. Knickle also became the second oldest player in NHL history to play in his first NHL game at the age of 32. He posted a career record of 241-171-30 with a 3.53 goals against average (GAA) and 19 shutouts in his 16 seasons in the IHL.

The 53-year-old native of Dartmouth, Nova Scotia was originally drafted by the Buffalo Sabres in the sixth round (116th overall) of the 1979 NHL Entry Draft.

Rick resides in Vancouver, British Columbia and has two sons, Alexander and Nikita.

FRANK EFFINGER

Director of Pro Scouting



Frank Effinger enters his sixth season with the Coyotes and fourth as Director of Pro Scouting. He is responsible for all professional scouting and oversees the schedule for the Coyotes' pro scouts.

Effinger joined the Coyotes after spending two seasons as a professional scout with the New York Rangers. Prior to that, he spent seven years with the Minnesota Wild as the club's Eastern Pro Scout. With the Wild, Effinger was influential in acquiring the likes of Dwayne Roloson, Brian Rolston and Kim Johnsson while also playing a role in the team's Expansion Draft in 2000.

Prior to his stint with the Wild, Effinger worked part-time for the Buffalo Sabres and ran the hockey program for the Rye Country Day School and Rye Ranger Youth Program in Rye, New York. From 1979 to 1990, Effinger served as head coach of the Iona College men's hockey team and finished his career with the sixth best winning percentage in college hockey history. He was inducted into the Iona College Athletic Hall of Fame in 1996.

Effinger resides in Larchmont, New York with his wife Kristen.

PRO & AMATEUR SCOUTS



Derek MacKinnon
Pro Scout



David MacLean
Pro Scout



Tim Bernhardt
Amateur Scout



Norm Gosselin
Amateur Scout



Trevor Hanson
Amateur Scout



Robert Neuhauser
Amateur Scout



Rob Pulford
Amateur Scout



Glen Zacharias
Amateur Scout



Mike Sands
Amateur Scout

DAVE TIPPETT

Head Coach



Dave Tippett enters his fifth season as the Coyotes Head Coach. Tippett was named the 17th head coach in Coyotes/Jets franchise history on September 24, 2009.

In his four seasons as the Coyotes head coach, Tippett has guided the team to a 156-96-42 (354 points) record with three postseason appearances. He is 10 wins away from surpassing Bob Francis as the all-time winningest coach in franchise history. Tippett's .602 points percentage in 294 regular season games with Phoenix ranks as the highest points percentage of any head coach in franchise history.

In 2011-12, Tippett led the Coyotes to an impressive 42-27-13 record (97 points), and the franchise's first division title. Highly regarded as one of the best head coaches in the NHL, Tippett also led the club to its third-consecutive postseason appearance. Under his leadership, the Coyotes won their first postseason series - defeating the Chicago Blackhawks in the Western Conference Quarterfinals - since arriving in the desert (1996). The Coyotes enjoyed a productive run in the 2012 Stanley Cup Playoffs, reaching the Western Conference Final. During his tenure, the Coyotes have posted a record of 75-31-41 in one-goal games. He collected his 400th career head coaching victory at Edmonton on March 18, 2012.

In 2010-11, Tippett led the Coyotes to a 43-26-13 record and 99 points in 2010-11. It marked the first time in franchise history that the Coyotes had recorded consecutive seasons with 40-plus wins and posted back-to-back 95-point plus seasons. In addition, the Coyotes reached the Stanley Cup Playoffs for the second consecutive season, marking the first time the franchise qualified for the postseason in back-to-back years since the 1998-99/1999-2000 campaigns.

Hired just nine days prior to the start of the 2009-10 regular season, Tippett guided the Coyotes to a record of 50-25-7 for 107 points, shattering franchise records for wins and points in a single season while qualifying for the Stanley Cup Playoffs for the first time since 2002, finishing with the third-most points in the Western Conference. The successful season culminated in Tippett being honored with the Jack Adams Trophy as the NHL's Coach of the Year.

Under Tippett's leadership, the Coyotes allowed the fewest goals in the Western Conference in 2009-10 (202), ranked sixth in the NHL in penalty kill percentage (84.5%), set a new franchise record with a 10-game home winning streak from Nov. 21 to Dec. 29, and tied the franchise record with a nine-game winning streak from Mar. 4-21.

In ten seasons as an NHL Head Coach, Tippett has compiled a record of 427-252-107. His 427 victories behind the bench represent the second-most wins by an NHL coach over that span (Mike Babcock, 443), as well as the second-most wins by a coach through his first nine seasons in NHL history (Babcock, 419). Tippett has guided his teams to postseason berths in nine of his ten NHL seasons while also compiling four 100-point seasons, three 50-win seasons and five 40-win seasons.

Prior to joining the Coyotes, the 52-year-old Tippett spent six seasons as head coach of the Dallas Stars, from 2002-03 to 2008-09, posting a record of 271-156-65. Under Tippett's leadership, the Stars won two Pacific Division titles (2002-03 and 2005-06), made the playoffs in five out of six seasons and advanced to the 2008 Western Conference Final. Tippett's 271 career regular season coaching victories rank second all-time in Stars history.

During Tippett's tenure in Dallas, the Stars finished in the top-10 in goal-scoring three times and finished no worse than sixth in the NHL in goals against in five of his six seasons, including ranking in the top three on three occasions (2006-07, 2003-04 and 2002-03). In 2002-03, his first season as an NHL Head Coach, Tippett led the Stars to the best record in the Western Conference and second-best record in the league while also guiding Dallas to its sixth Division title in seven seasons. With a record of 46-17-15-4 for 111 points, Tippett posted what was then the fourth-highest point total by a rookie coach in NHL history.

Tippett joined the Stars organization on May 16, 2002 after serving as an assistant coach for the Los Angeles Kings the previous three seasons. The Kings qualified for the playoffs in all three of Tippett's seasons with the club after having made the postseason just once in six seasons prior to Tippett's arrival.

Prior to becoming a coach, the native of Moosomin, Saskatchewan played 11 years as a forward in the National Hockey League with the Hartford Whalers, Washington Capitals, Pittsburgh Penguins and Philadelphia Flyers. In 721 career NHL games, he registered 93 goals and 169 assists for 262 points with 317 penalty minutes.

During his playing career with Hartford, Tippett served as an alternate captain and earned the Community Service, Unsung Hero, Mr. Hustle and Best Defensive Forward awards. In 1988-89, he registered career highs in goals (17), assists (24) and points (41). Internationally, he captained the 1984 Canadian Olympic Team in Sarajevo, Yugoslavia and earned a silver medal as a member of the Canadian Olympic Team in Albertville, France in 1992. While at the University of North Dakota, he was a member of the 1982 NCAA Division I Championship squad.

Tippett concluded his playing career in 1995 as a player-assistant coach with the Houston Aeros of the International Hockey League (IHL). He served as Houston's Head Coach from 1995-96 to 1998-99, building a reputation as a highly-regarded coach with a tremendous work ethic while leading the Aeros to two 50-win seasons. In 1999, Tippett led Houston to the Turner Cup Championship while being named the IHL Coach of the Year as well as leading the team to the Fred A. Huber Jr. Memorial Trophy by compiling the league's best regular season record (54-15-13). At the 1998 IHL All-Star Game, he was the co-coach of the victorious Western Conference squad.

Dave and his wife, Wendy, have two daughters: Nicole and Natalie.

Head Coaching Record:

Season	Team	Regular Season					Playoffs		
		G	W	L	T/OT	PTS	G	W	L
2002-03	Dallas	82	46	17	19	111	12	6	6
2003-04	Dallas	82	41	26	15	97	5	1	4
2005-06	Dallas	82	53	23	6	112	5	1	4
2006-07	Dallas	82	50	25	7	107	7	3	4
2007-08	Dallas	82	45	30	7	97	18	10	8
2008-09	Dallas	82	36	35	11	83	--	--	--
2009-10	Phoenix	82	50	25	7	107	7	3	4
2010-11	Phoenix	82	43	26	13	99	4	0	4
2011-12	Phoenix	82	42	27	13	97	16	9	7
2012-13	Phoenix	48	21	18	9	51	--	--	--
TOTAL		786	427	252	107	961	74	33	41



JIM PLAYFAIR

Associate Coach



Jim Playfair enters his third season as the Coyotes Associate Coach. He joined the organization on June 7, 2011 from Calgary where he spent 11 years as a coach with the Flames organization.

In his first two seasons in Phoenix, Playfair has assisted with the development of defensemen Oliver Ekman-Larsson and Keith Yandle who have emerged as premier NHL defensemen. Under his tutelage, the Coyotes penalty kill unit ranked third on the road (88.2%) and eighth overall (85.5%) among all 30 NHL teams in 2011-12.

On June 5, 2009, Playfair began his second stint as a head coach in the American Hockey League after being named the head coach of the Abbotsford Heat. In his two seasons at the helm, Playfair led the Heat to a 77-61-9-13 record (176 points). In 2009-10, he guided the Heat to the North Division Finals, falling to the Hamilton Bulldogs in six games (4-2).

Playfair was named the 14th head coach of the Calgary Flames on July 12, 2006. In his only season behind the bench (2006-07), Playfair led Calgary to an impressive 43-29-10 record (96 points) in the Northwest Division. Prior to that, he spent three years as an assistant coach with the Flames (2003-06).

He was appointed head coach of the Saint John Flames (AHL) on August 10, 2000. During the 2000-01 season, Playfair led Saint John to its first Calder Cup championship and was named the Minor League Professional Coach of the Year by The Hockey News. Over the course of three seasons (2000-01 to 2002-03) in Saint John, Playfair posted a record of 83-77-22-10.

Before joining the Flames organization, Playfair was the head coach of the Michigan K-Wings of the International Hockey League (IHL). He served as assistant coach with the K-Wings for three seasons before being named head coach on January 25, 2000. His other head coaching experience includes three seasons (1993-96) as bench boss of the Dayton Bombers of the ECHL.

A native of Fort St. James, British Columbia, Playfair played nine seasons of professional hockey including 21 games in the NHL with the Edmonton Oilers and Chicago Blackhawks. He was originally drafted by the Oilers in the first round (20th overall) of the 1982 NHL Entry Draft.

He captained Indianapolis (IHL) to the 1990 Turner Cup championship but was forced to retire due to an eye injury suffered during the 1991-92 campaign. As a junior player, Playfair played two seasons with the Portland Winterhawks (WHL), winning the Memorial Cup in 1983, before finishing his junior career as a member of the Calgary Wranglers (WHL) in 1984.

Jim and his wife Roxanne have three sons: Dylan, Jackson and Austyn.

NEWELL BROWN

Assistant Coach



Newell Brown enters his first season as the Coyotes Assistant Coach. He joined the organization on July 10, 2013 from Vancouver where he spent the last three years as a coach with the Canucks organization.

Brown was named to the Vancouver staff on August 3, 2010 and he helped the Canucks to consecutive President's Trophies in 2010-11 and 2011-12 in addition to an appearance in the 2011 Stanley Cup Finals.

The 51-year-old coach joined the Canucks after spending five seasons as an Assistant Coach with the Anaheim Ducks. Prior to that, he held the roles of Associate Coach and Assistant Coach for the Columbus Blue Jackets, Anaheim Mighty Ducks and Chicago Blackhawks dating back to the 1996-97 season.

Before joining the NHL ranks, Brown spent four seasons as Head Coach of the Adirondack Red Wings, Detroit's AHL affiliate. He recorded a 151-132-36-2 record and four consecutive postseason appearances with Adirondack. He also served as Head Coach of Michigan Tech University from 1990-1992 after serving as an Assistant Coach at Michigan State from 1986-1990.


On the international stage, Brown was Head Coach of Team Canada when they secured a silver medal at the 1988 Spengler Cup.

A native of Cornwall, Ont., Brown played two seasons with the Cornwall Royals, where he helped the Royals win the Memorial Cup in 1979. After being drafted by Vancouver 158th overall in the 1982 NHL Entry Draft, Brown spent one year in the Canucks organization playing for Fredericton (AHL) and Muskegon (IHL) before captaining the Canadian National Team in 1985-86.

Brown captained Michigan State in the final three years of his four-year tenure from 1980-1984 and finished his collegiate career with 186 points (66-120-186) in 146 games.

DAVE KING

Development Coach



Dave King enters his third season as Development Coach for the Coyotes. King oversees all pro player development including working with coaches and players in Portland (AHL) during the season. In addition, he helps with special assignment scouting and assists the coaching staff in Phoenix when his schedule permits.

From 2009-11, King served as an assistant coach with the Coyotes after being named to the position on Sept. 21, 2009. King, a member of the International Ice Hockey Federation Hall of Fame (2001), brings over 39 years of coaching experience to the Coyotes staff, including stints in both the National Hockey League and in international competition.

King had a successful career with the Canadian National Hockey Program from 1983-1992. He coached Canada to the gold medal at the 1982 IIHF World Junior Championship and served as an assistant coach with the bronze medal-winning Canadian team at the IIHF World Championship that same year. The following year, he led Canada to the bronze medal at the 1983 IIHF World Junior Championship and a year later guided the Olympic team to a fourth place finish at the 1984 Winter Olympic Games in Sarajevo, Yugoslavia.

He returned to coach Team Canada to a fourth place finish in the 1988 Winter Olympic Games in Calgary. He also coached Canada in the IIHF World Championship from 1989 to 1992, capturing silver medals in 1989 and 1991. King enjoyed his greatest Olympic success at the 1992 Games in Albertville, France as he led Canada to a silver medal.

King's first stint as an NHL Head Coach came in Calgary where he led the Flames to a 109-76-31 record and a pair of division titles in three seasons (1992-93 to 1994-95). He then spent three seasons with the Montreal Canadiens, where he served as an assistant coach from 1997-99 and as Director of European Scouting in 1999-00.

On July 5, 2000, King was named the first head coach of the expansion Columbus Blue Jackets. That season he led the Blue Jackets to a 28-39-9-6 record (71 points), which ranked second among NHL expansion franchises (excluding the 1967-68 season when the NHL doubled in size from six to 12 franchises). The Blue Jackets also became the first expansion team since 1970 to post a better than .500 record at home, going 19-15-4-3 at Nationwide Arena.

The 65-year-old King, a native of North Battleford, Saskatchewan, began his coaching career at the University of Saskatchewan in 1972, a year after earning his Bachelor's degree in Education. He then coached the Saskatoon Junior B Quakers, the Tier II Saskatoon Olympiques and the Western Hockey League's (WHL) Saskatoon Blades and Billings Bighorns before returning to the University of Saskatchewan in 1980. In 1978, King was named the WHL Coach of the Year.

He has also received numerous awards during his coaching career. In recognition of his contributions to hockey, he received the Order of Hockey Canada Award in April of 2013 and the Order of Canada Award in October of 1992. King was inducted into the Canadian Olympic Hall of Fame in 1995. In 1996, he joined Wayne Gretzky and the 1972 Team Canada squad as recipients of the inaugural Canadian Hockey Awards. King was also presented with the Father David Bauer Award for leadership.

Dave and his wife, Linda, have three children, Andrew, Jennifer and Scott, as well as four grandchildren. King's son Scott plays professional hockey in Germany.

STEVE PETERS

Video Coach



Steve Peters returns for his 17th season with the Coyotes as the team's video coach. He joined the Coyotes in 1996-97 after serving as the Executive Director of the Hobey Baker Memorial Award, given annually to the top hockey player in the National Collegiate Athletic Association.

The Bemidji, Minnesota native is responsible for all of the video needs of the Coyotes' coaching staff. Included in his duties are pre-scouting upcoming opponents, assisting the coaches in breaking down and analyzing game video for motivational and educational purposes, and reviewing game video with Coyotes players.

Peters, 45, is a graduate of the University of North Dakota where he was a three-time letter winner for the Fighting Sioux hockey team and a member of the 1987 NCAA Division I Championship team.

Steve, his wife Heidi and son Jackson reside in Scottsdale.



JASON SERBUS

Head Athletic Trainer



Jason Serbus enters his sixth season as the Coyotes Head Athletic Trainer. Serbus oversees all aspects of the team's medical operations.

Serbus, 38, joined the Coyotes after spending three seasons as the Assistant Athletic Trainer for the Tampa Bay Lightning where he aided in all medical and training operations. Prior to that, he spent four seasons with the Pensacola Ice Pilots of the East Coast Hockey League (ECHL). While with Pensacola, Serbus had the honor of being selected as athletic trainer for the Western Conference at the 2004 ECHL All-Star Game. In 2003 he was named "Athletic Trainer of the Year for Professional Sports" by the Athletic Trainers' Association of Florida.

A native of Bird Island, Minnesota, Serbus has worked with Eisbaren Berlin, the University of Wisconsin-River Falls, the Central Texas Stampede of the Western Professional Hockey League and served as a staff athletic trainer at NovaCare Rehabilitation and Sports Medicine in Florida. Serbus also has served as the Athletic Trainer for the USA Hockey U-17 team on four occasions and the Men's National Team during the 2009 IIHF World Championship in Switzerland.

Serbus, who is a certified member of the National Athletic Trainers' Association, the Arizona Board of Athletic Training, and the Professional Hockey Athletic Trainers Society, earned his Bachelor of Science degree in Biology from the University of Wisconsin-

River Falls and a Master of Arts degree in Physical Education /emphasis in Exercise Physiology from the University of Northern Colorado.

Jason, his wife Paula, and son Garrett reside in Phoenix.

MIKE ERMATINGER

Assistant Athletic Trainer



Mike Ermatinger enters his third season as the Coyotes Assistant Athletic Trainer. Ermatinger joined the Coyotes in 2011-12 from the San Antonio Rampage (AHL), the Coyotes' American Hockey League affiliate, where he served as the club's head athletic trainer for three seasons (2008-2011).

Prior to joining the Rampage, the 33-year-old Ermatinger spent one season as the Head Athletic Trainer with the Mississippi Sea Wolves (ECHL). Ermatinger has also worked as an athletic trainer for the Youngstown SteelHounds of the Central Hockey League (CHL), where he was honored with the CHL's 2007 Athletic Trainer of the Year Award.

A native of Cedar Springs, Michigan, Ermatinger earned a degree in Athletic Training/Sports Medicine from Central Michigan University in 2004. While in Michigan, he served as an intern athletic trainer for the Saginaw Spirit of the Ontario Hockey League (OHL). Ermatinger also spent time as the Assistant Athletic Trainer for the Reading Phillies of the Class-AA Eastern League (MILB) before joining the SteelHounds.

Mike resides in Phoenix.

TOMMY POWERS

Strength and Conditioning Coordinator



Tommy Powers enters his second season with the Coyotes as the team's Strength and Conditioning Coordinator. Powers came to the organization from Human Dynamix in Calgary, where he provided personal and specialized training for NHL, AHL, NCAA and Major Junior hockey players from 2009-12.

Prior to joining Human Dynamix, the 28-year-old Powers was a defenseman for the UMass-Lowell Riverhawks (Hockey East) from 2006-09. He served as the team's assistant strength and conditioning coach in 2009.

A native of Ft. Lauderdale, Florida, Powers earned a degree in Exercise Physiology with a specialized (minor) in Nutrition from the University of Massachusetts, Lowell in 2009. His certifications include: CSCS (2008), Level IV Ki-Hara Resistance Stretching Practitioner by Innovative Body Solutions (2009) and CES & PES (2012).

Powers resides in Scottsdale.

MIKE GRIEBEL

Manual Therapist



Mike Griebel enters his fourth season with the Coyotes as the team's Manual Therapist. Griebel is responsible for performing sports massage before and after all Coyotes games and practices. He employs a variety of manual therapy techniques and works closely with the Coyotes medical staff on the rehabilitation of player injuries.

Griebel joined the Coyotes organization in 2010-11 after spending ten years with the Tampa Bay Lightning where he served in the same capacity, and was a part of the team during its Stanley Cup Championship run of 2003-04.

Prior to joining the Lightning, Griebel spent six years as resident massage therapist for Gold's Gym of Venice, California. He worked at Universal Studios Hollywood performing massage on cast members and crew and conducted a private business in Los Angeles. Griebel has also worked at numerous amateur sporting events in his career.

A graduate of the Nova Institute of Health and Technology and the Southern California Sports Massage Clinic, Griebel has studied under prominent instructors in his field. He is a specialist in the Hemme approach to soft tissue and certified in the Mattes method of active isolated stretching.

Griebel and his wife, Lauri, have four children: Kristina, Jessica, Soren and Trevor. The family resides in Glendale.

TEAM DOCTORS



Dr. Robert Luberto
General Sports Medicine



Dr. Brian Shafer
Orthopedic Surgeon



Dr. Gary Waslewski
Orthopedic Surgeon



Dr. Byron J. Larsen
Team Dentist



Dr. George Reiss
Team Ophthalmologist



Dr. Jeffrey Edelstein
Team Ophthalmologist



STAN WILSON

Head Equipment Manager



Stan Wilson returns for his 24th season with the Coyotes organization and 18th season as Head Equipment Manager. On February 9, 2011, Wilson achieved a career milestone by working his 1,500th NHL game at the American Airlines Center in Dallas.

The Melfort, Saskatchewan native began his career as an Equipment Manager in 1980 with the Junior B. Melfort TM's. He joined the Prince Albert Raiders of the Western Hockey League (WHL) for the 1982-83 season, enjoying a Memorial Cup championship in 1985. Wilson then joined the Winnipeg Jets in 1990 as an Equipment Manager and has been with the organization ever since.

In 2007, Wilson won a gold medal as the Equipment Manager of Team Canada at the IIHF World Championship in Russia. Wilson was also Equipment Manager of the gold-medal winning Canadian squad at the 2003 IIHF World Championship in Finland. In 1997, Wilson represented the Coyotes as one of the equipment managers for the NHL All-Star Game in San Jose.

Stan and his wife Shelly have a son, Denver, and a daughter, Colby.

TONY SILVA

Equipment Manager



Tony Silva begins his 16th season with the Coyotes organization as the team's Equipment Manager. On November 8, 2010, Silva achieved a career milestone by working his 1,000th NHL game at Detroit.

Silva joined the Coyotes from the San Jose Sharks, where he served three seasons as an Equipment Manager. Prior to that, the 41-year-old native of San Jose, California worked four seasons as a visiting locker room attendant with San Jose.

Before getting involved with hockey, Silva served six seasons as an Equipment Manager for the San Jose Earthquakes of the Western Soccer League (WSL). He also spent two seasons with the San Francisco Bay Blackhawks of the American Professional Soccer League (APSL).

Tony has three children: Dominik, Landon and Ashtyn. The family resides in Scottsdale.

JASON RUDEE

Assistant Equipment Manager



Jason Rudee returns for his 13th season as Assistant Equipment Manager with the Coyotes after working seven seasons (1994-95 to 2000-01) with the San Jose Sharks as the team's Assistant Equipment Manager and equipment transportation specialist.

The 40-year-old Rudee was the recipient of the inaugural commitment to excellence award in 2011-12 as voted on by the league's 30 equipment managers.

Rudee splits his duties between assisting the Coyotes equipment staff with the day-to-day equipment and locker room maintenance, and serving as the visiting dressing room manager. He manages the visiting team's equipment upon arrival and assists the visiting team's equipment manager with all of his needs while in town.

Jason, his wife Jeannette and their daughters Haley and Hannah reside in Cave Creek.

PHOENIX COYOTES STAFF



Mike Nealy
Strategic Advisor to the
CEO & Chairman



Craig Tindall
General Counsel



Rich Nairn
VP of Communications



Ted Santiago
VP of Marketing



Julie Atherton
Vice President of
Human Resources



Moki Salazar
Executive Assistant to the
Board of Directors



Gail Avisar
Executive Support/Legal
& Risk Management
Coordinator



Chris O'Hearn
Sr. Director of Hockey
Administration



Bob Teofilo
Hockey Operations
Coordinator



Ashley James
Executive Assistant



Rick Braunstein
Manager of Team Services



Jim O'Neal
Team Services Coordinator/
Security



Doug Cannon
Director of Broadcasting



Chris Wojcik
Director of Media Relations



Greg Dillard
Media Relations Coordinator



Kimberly Trichel
Director of Community
Relations



Olivia Campos
Community Relations
Manager



Matt Shott
Fan Development Manager



Pam Craven
Corporate Partnerships
Manager



Lindsay Foletta
Corporate Partner Service
Manager



Taylor Popish
Corporate Partner Service
Coordinator



Stephanie Johnson
Assistant Controller



Kathy Kelly
Accounts Payable
Administrator



Lollie Gonzales
Payroll Administrator



Lou Costanza
Director of Game
Presentation



PHOENIX COYOTES STAFF



Rachel Regnier
Production Manager



Rachel Korchin
Field Producer



Robert Clark
Video Graphics Coordinator



Ryan Gajewski
Shooter/Editor



Jon Kingston
Shooter/Editor



Jessica Glass
Receptionist



Scott Jenner
Manager of Creative Services



Trent Nielsen
Marketing Manager



Stephanie Richter
Database Marketing Coordinator



Dave Vest
Sr. Director of News Content



Doug Vanderheyden
Sr. Director of Ticket Operations



Julia Kincade
Box Office Manager



Jakub Jaroszewicz
Ticket Operations Supervisor



Grant Buckborough
Sr. Director of Premium & Suite Sales



Mike Briody
Sr. Premium Seating Manager



Mike Ostrowski
Premium Seating Manager



James Whitener
Premium Seating Manager



Matt McClelland
Premium Seating Executive



Dave Paris
Premium Seating Executive



Leah Adler
Premium Seating Service Representative



Ken Troupe
Sr. Director of Ticket Sales & Service



Lindsay Kray
Manager of Service & Retention



Karalyn Katchmark
Service & Retention Account Executive



Sean Sanford
Service & Retention Account Executive



Matt Herold
Service & Retention Account Executive

PHOENIX COYOTES STAFF



Zack Taylor
Service & Retention
Account Executive



Justin Brickner
Director of Ticket Sales



Zach Fish
Business Development
Account Executive



Drew Bennett
Business Development
Account Executive



Josh Pitts
Business Development
Account Executive



Phil Martin
Business Development
Account Executive



Marshall Spalding
Business Development
Account Executive



Sean Phelan
Business Development
Account Executive



Jack Mertes
Group Sales Executive



Steve Gonzales
Group Sales Executive



Will Rimer
Group Sales Executive



Katrina Hinsberg
Group Sales Executive



Scott Schwartz
Group Sales Executive



Pete Musser
Group Sales Executive



Jesse Whalen
Manager of Inside Sales



Daniel Zamora
Inside Sales Executive



Celina Encinas
Inside Sales Executive



Matthew Hergenrader
Inside Sales Executive



Ryan Jacobsen
Inside Sales Executive



Ian Kalanges
Inside Sales Executive



Mike Kann
Inside Sales Executive



Tyler Kern
Inside Sales Executive



James Kim
Inside Sales Executive



Michelle Sondheim
Inside Sales Executive



on Baker
Inside Sales Executive



PHOENIX COYOTES STAFF



JCraig Campbell
Inside Sales Executive



Whitney MacLeod
Inside Sales Executive



Monty Low
Director of IT

JIM FOSS

Senior Vice President & General Manager - Jobing.com Arena



Jim Foss enters his eighth year as Senior Vice President & General Manager of Jobing.com Arena. Foss is an employee of the Phoenix Coyotes and is responsible for the day-to-day oversight of Jobing.com Arena including the booking and marketing of events and concerts, building operations including engineering, ice maintenance, conversions and housekeeping, security, guest services and parking. In addition, the 49-year-old Foss works very closely with the Levy Restaurants and FMI merchandise.

Prior to joining the organization, Foss spent 16 years in various facets of the arena industry including stops in: West Palm Beach, Florida, Worcester, Massachusetts, Hartford, Connecticut, and Bakersfield, California.

Foss has a Sports Management Degree from the University of Massachusetts, Amherst. He served in the United States Military from 1983 to 1986 and received an Honorable Discharge from the United States Navy as a Quartermaster Petty Officer 3rd Class.

Jim and his wife Maureen reside in Blackstone with their daughter Caitlyn and son Connor.

ARENA MANAGEMENT GROUP



Shawn Bain
Arena Ticket Operations
Manager



Paul Serbic
Director of Guest Services



Jeff Jones
Director of Parking & Traffic



Sam Cornejo
Arena Director of Security
& Safety



Kyle Olsen
Director of Events



Andrea Evans
Facility Security
Shift Supervisor



Dave Hurni
Facility Security
Shift Supervisor



Nathan Caldwell
Facility Security Shift
Supervisor



Arnie Wilson
Production Engineer



Jon Becker
Operating Engineer



Marcus Rahn
Operating Engineer



Jim Walker
Operating Engineer



Dave West
Operating Engineer



Joaquin Lucio
Sr. Conversion Crew
Supervisor



Don Jacobson
Conversion Crew Lead



Michelle Padilla
Housekeeping Supervisor



James Kubiak
Housekeeping Attendant



Zaida Sanchez
Housekeeping Attendant



MATT McCONNELL

Television Play-By-Play Announcer



Matt McConnell enters his third season with the Coyotes as the team's TV play-by-play announcer. Prior to joining the Coyotes broadcast team, McConnell was the TV voice of the Atlanta Thrashers (2009-2011).

He also called all the TV play-by-play for the Thrashers from 1999 (their inaugural season in the NHL) through 2003 before moving on to the Minnesota Wild where he called NHL action for two seasons (2003-2005).

During the 2011-12 season, McConnell called his 1,000th NHL game on February 28, 2012 (Coyotes vs. Canucks).

McConnell got his start in the NHL in 1993 when he was named as the radio voice of the expansion Mighty Ducks of Anaheim. He worked with the Ducks through 1996 when he became the radio play-by-play announcer for the Pittsburgh Penguins from 1996-1999. McConnell has also covered the NHL playoffs for NHL Radio and Westwood One, the Stanley Cup Final for NHL International and the 2009 IIHF World Junior Championship for the NHL Network.

From 2005-06 to 2008-09, he served as the lead play-by-play announcer for CBS College Sports' hockey broadcasts. During this time, McConnell also called college basketball, football and lacrosse for the network and hosted their coverage of the NCAA lacrosse championships. He also played the role of fill-in broadcaster for the NBA on TNT in 2001. Currently, he also calls football and basketball games for the Pac-12 Networks on a free-lance basis.

McConnell's accolades in the broadcasting industry include a pair of regional sports Emmys involving his work on Thrashers telecasts in 2002 and 2003, his nomination for a regional sports Emmy in 2010 and his nomination for 1994 Broadcaster of the Year by the Southern California Sports Broadcasters Association while he was working with the Ducks.

McConnell is a graduate of Michigan State University where he earned a Bachelor's degree in Telecommunication with major emphasis in Economics.

Matt and his wife Jennifer have a daughter named Zoe.

TYSON NASH

Television Color Analyst



Tyson Nash enters his fifth season with the Coyotes as the team's TV color analyst after serving as a radio color analyst since September 2008. A former Coyotes player, Nash will once again team up this season with play-by-play announcer Matt McConnell in the television booth and Bob Heethuis for the radio broadcasts.

The 38-year-old Nash played eight years in the NHL with St. Louis and Phoenix, recording 27-37-64 and 673 penalty minutes (PIM) in 374 games. He also appeared in 23 career Stanley Cup playoff games. Nash was originally drafted by the Vancouver Canucks in the 10th round (247th overall) of the 1994 NHL Entry Draft. He made his NHL debut on April 3, 1999 with the St. Louis Blues. In 1999-00, Nash was a member of the Blues' Presidents' Trophy-winning club, which posted an NHL-best 51-20-11-1 record.

Nash played for the Coyotes during the 2003-04 and 2005-06 seasons and was the recipient of the team's Man of the Year Award in 2004 for his involvement in the Phoenix community. A native of Edmonton, Alberta, Nash enjoyed a standout junior hockey career with the Kamloops Blazers of the Western Hockey League (WHL) where he won three Memorial Cup Championships and was a teammate of Coyotes Captain Shane Doan. Nash and Doan helped lead Kamloops to back-to-back Memorial Cup Championships in 1994 and 1995 while Nash was also a part of Kamloops' 1992 Memorial Cup-winning team.

Nash and his wife, Kathy, reside in Scottsdale with their daughters, Madison and Georgia, and their son Ty.

BOB HEETHUIS

Radio Play-By-Play Announcer



Bob Heethuis returns for his 16th season as a member of the Coyotes' radio team and his ninth season as radio play-by-play announcer. For seven seasons, "Heeter" served as the studio host for all Coyotes radio broadcasts as well as the "Coyotes Wrap-Up Show" – a post-game call-in show heard on KDUS AM-1060 – now NBC Sports Radio 1060 - with interviews, highlights and analysis.

Prior to becoming the Coyotes' radio play-by-play announcer, Heethuis could be heard on the air on KDUS AM-1060 during the week updating listeners with news on the Coyotes and the rest of the sports world. He also hosted "Coyotes Weekly" – an hour-long Coyotes magazine show on KDUS AM-1060.

Currently in his 29th year of professional hockey broadcasting, the 52-year-old native of Muskegon, Michigan previously worked as the radio play-by-play voice for the International Hockey League's Muskegon Lumberjacks and Phoenix Roadrunners from 1984 to 1997. Throughout his 13-year career in the IHL, Heethuis had the opportunity to call over 1,000 regular and postseason games while earning IHL Broadcaster of the Year honors in 1994-95.

Heethuis received a Bachelor of Arts Degree in Telecommunication from Michigan State University in 1983. While at MSU, he began his sports broadcasting career by calling Spartans' hockey, baseball and basketball games.

Bob and his wife, Malissa, reside in Chandler.

TODD WALSH

Television/Radio Host



Todd Walsh returns to the Coyotes broadcast team for his 17th season as radio host and 14th as television host.

Walsh joined the Coyotes radio broadcast team in 1996 when the Coyotes announced their partnership with KDKB and KDUS (now NBC Sports Radio 1060). He served as KDKB's sports director from 1993 to 2001.

In 2001, Walsh began as the full-time field reporter for Fox Sports Arizona, working Arizona Diamondbacks baseball games. He also serves as Fox's pre-game show host for both Coyotes and Diamondbacks. Walsh is a four-time Rocky Mountain Emmy Award winner for his work on both Phoenix Coyotes and Arizona Diamondbacks broadcasts.

Walsh also worked five years (1988-93) at KTAR as a sports reporter, talk show anchor and co-host of the pre and post-game radio broadcasts for the Phoenix Suns (NBA) and Arizona Cardinals (NFL). From 1991-93, the versatile Walsh also served as the color commentator for Cardinals games.

From 1988-91, he worked as the play-by-play announcer for the Phoenix Firebirds (Pacific Coast League). In 1987, the Rochester, New York native also called Tucson Toros games and Arizona Ice Cats hockey games.

Walsh graduated from the University of Arizona in 1986 with a Fine Arts degree in radio and television. Following graduation, Walsh served as the pre and post-game radio host for Wildcats football and basketball games and hosted a radio talk show.

Todd resides in Scottsdale.



2013
PLAYERS
2014



2013-14 PHOENIX COYOTES

HOW THE TEAM WAS BUILT

Year	Draft (Round/Pick)	Free Agent (Date Signed)	Trade/Waivers (Date)
1995	Shane Doan (1/7)		
2005	Martin Hanzal (1/17) Keith Yandle (4/105)		
2006	Chris Summers (1/29)		
2007		David Schlemko (7/19)	
2008	Mikkel Boedker (1/8) Michael Stone (3/69)		
2009	Oliver Ekman-Larsson (1/6) Chris Brown (2/36)		Lauri Korpikoski (7/13) Radim Vrbata (7/21) Paul Bissonnette (9/30)
2010			Derek Morris (3/3)
2011		Mike Smith (7/1) Kyle Chipchura (7/19)	Rostislav Klesla (2/28) David Rundblad (12/17)
2012		Dave Moss (7/1) Rob Klinkhammer (7/3)	Antoine Vermette (2/22) Zbynek Michalek (6/22)
2013		Mike Ribeiro (7/5) Thomas Greiss (7/5) Tim Kennedy (7/11) Brandon Yip (7/19)	

PLAYERS

OFF-SEASON ROSTER CHANGES

OUT	TO	IN	FROM
Scott Arnold	Free Agent	Thomas Greiss	San Jose (NHL)
Alexandre Bolduc	St. Louis (NHL)	Tim Kennedy	San Jose (NHL)
Chris Conner	Pittsburgh (NHL)	Mike Ribeiro	Washington (NHL)
Boyd Gordon	Edmonton (NHL)	Brandon Yip	Nashville (NHL)
Chad Johnson	Boston (NHL)		
Nick Johnson	Boston (NHL)		
Jason LaBarbera	Edmonton (NHL)		
Joel Rechlicz	Washington (NHL)		

12



Left Wing

6'2" • 216

Shoots: Left

Born: Mar. 11, 1985
Welland, Ontario

Age: 28

Career vs. NHL

TEAM	GP	G	A	PTS	PIM
ANA	12	0	1	1	30
BOS	3	0	0	0	5
BUF	2	1	0	1	2
CGY	10	0	1	1	20
CAR	3	0	0	0	10
CHI	5	0	0	0	5
COL	8	0	1	1	5
CBJ	10	0	0	0	25
DAL	11	0	0	0	27
DET	1	0	0	0	2
EDM	9	0	3	3	19
FLA	0	0	0	0	0
LAK	17	0	0	0	38
MIN	6	0	0	0	10
MTL	2	1	0	1	5
NSH	5	0	1	1	4
NJD	2	0	0	0	0
NYI	2	1	0	1	5
NYR	5	0	0	0	7
OTT	2	0	0	0	0
PHI	3	0	1	1	5
PHX	-	-	-	-	-
PIT	2	0	0	0	5
SJS	14	1	0	1	12
STL	10	0	0	0	25
TBL	1	0	0	0	7
TOR	1	1	0	1	0
VAN	9	0	1	1	5
WSH	5	0	0	0	7
WPG	3	0	0	0	2
TOTALS	163	5	9	14	287

Paul Bissonnette

PACK
FACT

Registered a career-high three-game point streak (0-3-3) from Feb. 23-26 last season.

ACQUIRED

Claimed off waivers from Pittsburgh, Sept. 30, 2009

DRAFTED

Pittsburgh's 4th choice (4th round, 121st overall) in the 2003 Entry Draft

2012-13 HIGHLIGHTS

Posted a career-high six assists (0-6-6) in 28 games with 36 PIM and a plus-2 rating...Had 36 hits...Collected an assist at ANA, Apr. 27...Recorded an assist vs. COL, Apr. 26...Skated in a season-high 8:52 of ice time vs. COL, Apr. 6...Notched an assist at NSH, Mar. 28...Played in his 150th NHL game vs. STL, Mar. 7...Tallied an assist at VAN, Feb. 26...Registered an assist at CGY, Feb. 24...Recorded his first assist of the season at EDM, Feb. 23...Collected six hits vs. EDM, Jan. 30.

2011-12 HIGHLIGHTS

Played in 31 games, recording 41 penalty minutes and 70 hits...Recorded four hits vs. CGY, Mar. 1...Had a season-high 9:57 TOI at STL, Jan. 3...Appeared in his 100th game with PHX at LAK, Dec. 26...Scored the GWG at BUF, Nov. 19...Posted a game-high seven hits vs. CHI, Oct. 18...**2012 Playoffs:** Played in Game 3 of the WCF at LAK and appeared in two games of the WCQF against CHI.

2010-11 HIGHLIGHTS

Appeared in 48 games and ranked sixth on the team in hits (122)...Played in his 100th career NHL game vs. SJS, Mar. 26...Led the team with 71 penalty minutes...His plus-6 rating was fourth among Coyotes forwards...Scored his first goal of the season at SJS, Feb. 1...Posted seven hits vs. EDM, Jan. 25...Recorded nine hits (team season-high) vs. LAK, Jan. 22...**2011 Playoffs:** Played 4:05 in Game 4 of the WCQF vs. DET while also making his Stanley Cup Playoff debut.

2009-10 HIGHLIGHTS

Finished with 3-2-5 and 117 penalty minutes in 41 games during his first season with Coyotes...Led the team with 117 penalty minutes, which also ranked 30th in the NHL...Registered NHL career highs in goals, assists, points, games played and penalty minutes...Collected a career high 12 penalty minutes vs. DAL, Feb. 13...Netted his third goal of the season vs. NYI, Jan. 9...Collected two assists at EDM on Jan. 5 for his first career multi-point game...Scored a goal at TOR, Dec. 16, which proved to be the game winner...Scored his first career NHL goal vs. MTL, Nov. 12...Made his Coyotes debut on Oct. 10 vs. CBJ.

2008-09 HIGHLIGHTS

Saw his first NHL action, playing in 15 games for the Penguins, recording one assist...Won a roster spot out of training camp and made his NHL debut vs. OTT, Oct. 4 in Stockholm, Sweden...Tallied his first career assist at PHI, Jan. 13...Spent majority of the season in Wilkes-Barre/Scranton (AHL) where he posted 9-7-16 and 176 penalty minutes in 57 games...Notched AHL career high six-game point streak from Dec. 10-20, totaling 3-3-6...Appeared in eight AHL playoff games, collecting two assists.

2007-08 HIGHLIGHTS

Began season with Wheeling (ECHL) and was recalled to Wilkes-Barre/Scranton (AHL)...Played 46 games with WBS, tallying 3-5-8 with 146 penalty minutes...Also played in seven Calder Cup Playoff games...Tallied 3-14-17 in 22 games with Wheeling.

2006-07 HIGHLIGHTS

Appeared in 65 games with Wheeling (ECHL), recording 10-32-42 and 115 penalty minutes...Also played in six AHL games with Wilkes-Barre/Scranton.

2005-06 HIGHLIGHTS

In his first season of professional hockey, appeared in 55 AHL games with Wilkes-Barre/Scranton and notched 1-5-6 and 60 penalty minutes...Scored his first AHL goal at Manitoba, Feb. 25...Registered 3-7-10 while appearing in 14 games with Wheeling (ECHL).

2004-05 HIGHLIGHTS

Split the OHL season between Saginaw and Owen Sound...Recorded 1-6-7 in 28 games with Saginaw before collecting 2-11-13 in 35 games with Owen Sound...Picked up 1-3-4 in eight playoff games with Owen Sound.

2003-04 HIGHLIGHTS

Played in 67 games for Saginaw (OHL) while serving as team captain...Registered 5-14-19 and 96 PIM.

2002-03 HIGHLIGHTS

Set OHL career highs in goals (7) and points (23) while appearing in 67 games for Saginaw.



2001-02 HIGHLIGHTS

Recorded 3-3-6 in 57 games with North Bay as an OHL rookie.

INTERNATIONAL CAREER

2003: Won a gold medal while representing Canada at the 2003 IIHF U-18 World Championship in Russia...Appeared in seven games and collected an assist during the tournament as a defenseman.

PERSONAL

Nickname is "BizNasty"...His twitter handle "BizNasty2point0" has over 450,000 followers...Favorite player growing up was Adam Foote...Spent the off-season training in Vancouver...Enjoys golfing while also spending time in Las Vegas...If he weren't a hockey player, would like to be a DJ or star in a show on MTV...Has his own clothing line with Sauce Hockey...Favorite TV show is "Eastbound and Down"...Most memorable hockey moment was winning the 2003 IIHF U-18 World Championship with Team Canada in Russia...Enjoys working with various charities, including several homeless shelters.

CAREER RECORD

SEASON	TEAM	LEAGUE	GP	REGULAR SEASON								PIM	PLAYOFFS				
				G	A	PTS	PP	SH	GW	+/-			GP	G	A	PTS	PIM
2001-02	North Bay	OHL	57	3	3	6	-	-	-	-5	21		5	0	0	0	2
2002-03	Saginaw	OHL	67	7	16	23	1	2	0	-10	57		-	-	-	-	-
2003-04	Saginaw	OHL	67	5	14	19	2	1	0	-23	96		-	-	-	-	-
2004-05	Saginaw	OHL	28	1	6	7	1	0	0	-19	46		-	-	-	-	-
	Owen Sound	OHL	35	2	11	13	0	0	0	20	46		8	1	3	4	2
2005-06	Wilkes-Barre	AHL	55	1	5	6	0	0	0	2	60		11	0	1	1	4
	Wheeling	ECHL	14	3	7	10	1	0	2	4	4		-	-	-	-	-
2006-07	Wilkes-Barre	AHL	3	0	0	0	0	0	0	-1	6		-	-	-	-	-
	Wheeling	ECHL	65	10	32	42	1	2	0	12	115		-	-	-	-	-
2007-08	Wilkes-Barre	AHL	46	3	5	8	1	0	0	5	145		7	0	0	0	11
	Wheeling	ECHL	22	3	14	17	0	0	0	0	43		-	-	-	-	-
2008-09	Pittsburgh	NHL	15	0	1	1	0	0	0	-1	22		-	-	-	-	-
	Wilkes-Barre	AHL	57	9	7	16	0	0	1	4	176		8	0	2	2	9
2009-10	Phoenix	NHL	41	3	2	5	0	0	1	-2	117		-	-	-	-	-
2010-11	Phoenix	NHL	48	1	0	1	0	0	0	6	71		1	0	0	0	0
2011-12	Phoenix	NHL	31	1	0	1	0	0	1	-4	41		3	0	0	0	15
2012-13	Cardiff	EIHL	11	6	15	21	-	-	-	-	8		-	-	-	-	-
	Phoenix	NHL	28	0	6	6	0	0	0	2	36		-	-	-	-	-
FRANCHISE TOTALS			148	5	8	13	0	0	2	2	265		4	0	0	0	15
NHL TOTALS			163	5	9	14	0	0	2	1	287		4	0	0	0	15

2012-13 REAL TIME STATS

Hits: 36

Shots: 13

Blocks: 8

CAREER HIGHLIGHTS

MOST GOALS/GAME:

1 – 5 times (last 11/19/11 vs. BUF)+

MOST SHOTS/GAME:

3 – 1/25/11 vs. EDM+

CAREER HAT TRICKS:

None

MOST ASSISTS/GAME:

2 – 1/5/10 at EDM+

LONGEST GOAL STREAK:

None

MULTIPLE POINT GAMES:

1 – 1/5/10 at EDM+

MOST POINTS/GAME:

2 – 1/5/10 at EDM+

LONGEST ASSIST STREAK:

3 games – 2/23-2/26/13+

MOST PIM/GAME:

12 – 2/13/10 vs. DAL+

LONGEST POINT STREAK:

3 games – 2/23-2/26/13+

FIRSTS

FIRST COYOTES GAME:

10/10/09 vs. CBJ

FIRST NHL GAME:

10/4/08 vs. OTT*

FIRST COYOTES GOAL:

11/12/09 vs. MTL

FIRST NHL GOAL:

11/12/09 vs. MTL+

FIRST COYOTES ASSIST:

1/5/10 at EDM

FIRST NHL ASSIST:

1/13/09 at PHI*

*w/PIT, +w/PHX

89


Left Wing
6'0" • 111
Shoots: Left
**Born: Dec. 16, 1989,
Brondby, Denmark**
Age: 23
Career vs. NHL

TEAM	GP	G	A	PTS	PIM
ANA	19	2	6	8	0
BOS	2	0	0	0	0
BUF	4	0	0	0	2
CGY	14	2	5	7	0
CAR	3	0	0	0	0
CHI	14	0	8	8	0
COL	14	4	2	6	4
CBJ	14	2	6	8	4
DAL	22	4	4	8	8
DET	12	2	5	7	2
EDM	12	0	2	2	2
FLA	2	2	0	2	0
LAK	22	4	4	8	4
MIN	12	1	3	4	2
MTL	2	1	0	1	0
NSH	13	1	1	2	4
NJD	2	0	0	0	0
NYI	3	0	3	3	0
NYR	4	1	0	1	0
OTT	3	1	1	2	0
PHI	4	2	2	4	0
PHX	-	-	-	-	-
PIT	3	0	1	1	0
SJS	19	2	2	4	2
STL	12	1	1	2	2
TBL	3	0	1	1	0
TOR	3	0	3	3	2
VAN	12	1	1	2	6
WSH	3	1	0	1	2
WPG	4	0	0	0	4
TOTALS	256	34	61	95	50

Mikkel Boedker

DRAFTED

Phoenix's 1st choice (1st round, 8th overall) in the 2008 Entry Draft

2012-13 HIGHLIGHTS

Finished fourth on the team in scoring with 7-19-26 in 48 games...Had three power-play goals and two game winners...Had a team-high 27 takeaways...Ranked second on the team among Coyotes forwards in TOI/game (18:28) and third among forwards in hits (77)...Had five multi-point games...Scored the GWG vs. COL, Apr. 6...Recorded two assists vs. DET, Apr. 4...Scored a pair of goals, including the GWG vs. LAK, Mar. 12...Recorded 0-2-2 vs. MIN, Feb. 28...Collected 1-1-2 at VAN, Feb. 26...Scored a goal vs. CGY, Feb. 18...Scored the GDG in the shootout at SJS, Feb. 9...Scored a PPG vs. DAL, Feb. 2...Had a four-game point streak (1-4-5) from Jan. 20-26.

2011-12 HIGHLIGHTS

One of six Coyotes to play in all 82 games...Recorded 108 hits...Notched a goal in a 4-1 win at MIN, Apr. 7...Recorded 1-1-2 at STL, Apr. 6...Skated a season-high 21:52 in a 3-2 win vs. COL, Mar. 22...Played in his 200th career NHL game vs. COL, Mar. 22...Scored the GWG vs. SJS, Mar. 10...Scored the GDG vs. LAK, Feb. 21...Netted a goal vs. DAL, Feb. 18...Registered two goals at COL, Dec. 29...Scored a goal vs. PHI, Dec. 3...Netted the GWG vs. DAL, Nov. 26...Scored a goal at PHI, Nov. 17...Recorded a goal and had a season-high four shots vs. MTL, Nov. 10...Scored his first goal of the season at NSH, Oct. 13...**2012 Playoffs:** Ranked tied for fourth on the team in playoff scoring with 4-4-8...Fourth on the team in shots (32)...Played in all five games against LAK in the WCF and scored a goal in Game 1, May 12...Registered 1-2-3 in five games of the WCSF against NSH...Scored a goal in Game 1 vs. NSH, Apr. 27...Recorded 2-2-4 in six games of the WCQF against CHI...Scored the OT GWG in Game 4 at CHI, Apr. 19 to become the first player to score consecutive game-winning goals in overtime in the postseason since Joe Sakic did to for COL against SJS on Apr. 28 and May 1, 2004...Scored the OT GWG (first career postseason goal) and had an assist in Game 3 at CHI, Apr. 17 to become the first-ever player from Denmark to record a postseason OT winner in NHL history.

2010-11 HIGHLIGHTS

Appeared in 34 games for the Coyotes, recording 4-10-14...Ranked third on the team in plus/minus (plus-11)...Appeared in 36 games with San Antonio (AHL) and posted 12-22-34 and a plus-11 rating...Scored the lone PHX goal vs. SJS, Mar. 26...Notched a goal vs. CBJ, Mar. 24...Netted a goal vs. DET, Mar. 5...Had a career high four-game assist streak (0-6-6) from Feb. 22-27...Scored his first goal of the season at DAL, Feb. 9...Played in his 100th career NHL game at LAK, Jan. 20...Picked up his first point (assist) of the season at DAL, Dec. 26...**2011 Playoffs:** Played in all four games against DET in the WCQF, collecting one assist...Made his Stanley Cup Playoff debut in Game 1 at DET, Apr. 13.

2009-10 HIGHLIGHTS

Appeared in 14 games for the Coyotes, recording 1-2-3...Notched an assist in back-to-back games, vs. DAL, Nov. 27 and at ANA, Nov. 29...Scored his first goal of the season in win vs. NYR, Jan. 30...Also played in 64 games with San Antonio (AHL), collecting 11-27-38...Ranked fourth on the Rampage in assists and sixth in points...Notched seven multi-point games...Compiled an eight-game point streak (4-8-12) for San Antonio from Jan. 27 to Feb. 21...Tallied three assists vs. Grand Rapids, Oct. 18.

2008-09 HIGHLIGHTS

Appeared in 78 games for the Coyotes as a rookie, recording 11-17-28 and 18 PIM...Led all Coyotes rookies in goals, assists, points, games played, shots (116) and average TOI (15:32)...Ranked ninth on the team in scoring...Tied for second among all NHL rookies in GWGs (3)...Finished with four multi-point games...Scored the GWG in a 3-0 win at COL, Apr. 1...Collected two assists vs. ANA, Mar. 19...Represented the Coyotes at the 2009 YoungStars Game in Montreal during NHL All-Star weekend...Tallied the GWG and an assist in a 4-3 win at CGY, Jan. 17...Collected a goal and an assist in a 5-4 SOL vs. DET, Dec. 13...Recorded an assist in back-to-back wins over LAK (Dec. 2) and TOR (Dec. 4)...Scored two goals and logged a season-high 22:52 TOI in a win vs. FLA, Nov. 8...Picked up his first NHL assist in win vs. PIT, Oct. 30...Scored his first NHL goal in win at ANA, Oct. 12...Made his NHL debut in season-opening win vs. CBJ, Oct. 11.

2007-08 HIGHLIGHTS

Appeared in 62 games for Kitchener (OHL), recording 29-44-73 and 14 penalty minutes...Ranked second on the team in points (73), third in assists (44) and fourth in goals (29)...Ranked tied for second in the OHL with a team-leading nine game-winning goals...Ranked third in scoring among all OHL rookies...Voted Best Skater in the OHL's Western Conference in the annual Coaches Poll...Tallied a goal and an assist in the 2008 CHL Top Prospects Game...Finished the regular season on a seven-game point streak, recording 4-9-13 in that span...Recorded a season-high five points with two goals and three assists at Oshawa, Jan. 19...Compiled a season-long nine-game point streak (5-10-15) from Jan. 19 to Feb. 12...Helped lead Kitchener to the OHL Championship by recording 9-26-35 in 20 playoff games...Tied for the OHL lead in postseason assists (26) and ranked second in the OHL in postseason points (35)...Closed out the OHL playoffs with a 10-game point streak, recording 3-16-19 from Apr. 20 - May 12...Registered 2-11-13 in the seven-game OHL Championship series against Belleville...Helped Kitchener to the Memorial Cup final by recording 2-4-6 in five games.

PACK FACT

Has appeared in 20 Stanley Cup Playoff games in his career, recording 4-5-9 and two overtime game-winning goals.



2006-07 HIGHLIGHTS

Spent the season with Frolunda (Sweden), playing for the club's Under-18, junior and pro teams...Played in 39 games for Frolunda Jr., recording 19-30-49 and 14 PIM... Helped Frolunda win the Swedish Junior Championship by collecting 6-5-11 in eight postseason contests...Also recorded 3-2-5 in three games with Frolunda U-18... Appeared in two games with the Frolunda pro club.

2005-06 HIGHLIGHTS

Appeared in 37 games for Frolunda Jr., recording 9-8-17 and 22 PIM...Notched one assist in two playoff games...Played in five games for Frolunda U-18 and scored two goals.

INTERNATIONAL CAREER

2013: Played in seven games and registered 0-3-3 with the Denmark at the IIHF World Championship in Stockholm, Sweden and Helsinki, Finland...2011: In six games with Denmark at the IIHF World Championship in Slovakia, Boedker netted three goals and collected one assist...Averaged 20:06 TOI/game...2009: Represented Denmark at the IIHF World Championship in Switzerland...Recorded 3-1-4 in six games to rank tied for second on the team in scoring...2008: Participated at the IIHF World Junior Championship in the Czech Republic for Denmark...Ranked second on the team in scoring with 2-4-6 in six games.

PERSONAL

Nickname is "Bods"...If he weren't a hockey player, he would like to work in construction...Favorites include: Denzel Washington (actor), "The DaVinci Code" (book), "Gridiron Gang" (movie), Linkin Park (music group), and football (sport other than hockey)...Credits his father for having the most influence on his hockey career... Played alongside his older brother, Mads, at the 2009 IIHF World Championship and 2008 IIHF World Junior Championship for Denmark...Favorite place to visit is Copenhagen, Denmark.

CAREER RECORD

SEASON	TEAM	LEAGUE	GP	REGULAR SEASON								PIM	PLAYOFFS				
				G	A	PTS	PP	SH	GW	+/-			GP	G	A	PTS	PIM
2005-06	Frolunda U-18	Sweden U18	5	2	0	2	-	-	-	-		0	2	0	1	1	0
	Frolunda Jr.	Sweden Jr.	37	9	8	17	-	-	-	-		22	2	1	2	3	0
2006-07	Frolunda Jr.	Sweden Jr.	39	19	30	49	-	-	-	-		14	8	6	5	11	6
	Frolunda U-18	Sweden U18	3	3	2	5	-	-	-	-		2	6	5	4	9	2
	Frolunda	Sweden	2	0	0	0	-	-	-	-		0	-	-	-	-	-
2007-08	Kitchener	OHL	62	29	44	73	13	1	9	6		14	20	9	26	35	2
2008-09	Phoenix	NHL	78	11	17	28	2	0	3	-6		18	-	-	-	-	-
2009-10	Phoenix	NHL	14	1	2	3	0	0	0	2		0	-	-	-	-	-
	San Antonio	AHL	64	11	27	36	1	0	2	-19		4	-	-	-	-	-
2010-11	Phoenix	NHL	34	4	10	14	0	0	0	11		8	4	0	1	1	2
	San Antonio	AHL	36	12	22	34	4	0	2	11		8	-	-	-	-	-
2011-12	Phoenix	NHL	82	11	13	24	0	0	2	-2		12	16	4	4	8	0
2012-13	Lukko	SM-liiga	29	21	12	33	-	-	-	16		10	-	-	-	-	-
	Phoenix	NHL	48	7	19	26	3	0	2	0		12	-	-	-	-	-
FRANCHISE AND NHL TOTALS			256	34	61	95	5	0	7	5		50	20	4	5	9	2

2012-13 REAL TIME STATS

Shots: 83

Hits: 77

Takeaways: 27

CAREER HIGHLIGHTS

MOST GOALS/GAME:
2 – 3 times (last 3/12/13 vs. LAK)

MOST ASSISTS/GAME:
2 – 6 times (last 4/4/13 vs. DET)

MOST POINTS/GAME:
2 – 13 times (last 4/4/13 vs. DET)

MOST PIM/GAME:
4 – 2 times (last 2/7/12 at DAL)

MOST SHOTS/GAME:
4 – 10 times (last 4/12/13 at CGY)

LONGEST GOAL STREAK:
2 games – 2 times (last 4/6/12 – 4/7/12)

LONGEST ASSIST STREAK:
4 games – 2/22/11-2/27/11

LONGEST POINT STREAK:
4 games – 2 times (last 1/20/13 – 1/26/13)

CAREER HAT TRICKS:
None

MULTIPLE POINT GAMES:
13 (last 4/4/13 vs. DET)

FIRSTS

FIRST COYOTES GAME:
10/11/08 vs. CBJ

FIRST COYOTES GOAL:
10/12/08 at ANA

FIRST COYOTES ASSIST:
10/30/08 vs. PIT

FIRST NHL GAME:
10/11/08 vs. CBJ

FIRST NHL GOAL:
10/12/08 at ANA

FIRST NHL ASSIST:
10/30/08 vs. PIT

44

Chris Brown

**PACK
FACT**
Made his NHL debut on March 4, 2013 vs. Anaheim.
DRAFTED

Phoenix's 2nd choice (2nd round, 36th overall) in the 2009 Entry Draft

2012-13 HIGHLIGHTS

Played in five games with the Coyotes recording two penalty minutes...Posted 29-18-47 and 98 PIM in 68 games with Portland (AHL)...His 29 goals led the team, all AHL rookies and ranked ninth overall in the AHL...His 14 power-play goals led the team, all AHL rookies and ranked third in the AHL...His seven game-winning goals led the team, ranked second among AHL rookies and tied for fifth in the AHL...Had 190 shots to lead the team and to rank third in the AHL for rookies.

2011-12 HIGHLIGHTS

Registered a career-high 29 points in 38 games in his junior season at Michigan...Set a new career best for assists and penalty minutes (66)...Ranked fifth on the team in points, fourth in goals and tied for second in assists...All-CCHA Honorable Mention...Scored GWG in CCHA quarterfinal vs. Notre Dame, Mar. 9...Tied his career high with 1-2-3 in the Frozen Diamond Faceoff on vs. Ohio State, Jan. 15...Earned points in four straight games from Jan. 6-15, posting 3-4-7 during the run.

2010-11 HIGHLIGHTS

Michigan Athletic Academic Achievement winner...Helped the Wolverines win CCHA regular season championship and reach the NCAA Frozen Four national championship game...Second on the team in game-winning goals (5) – had four in six games from Feb. 12-Mar. 11...Set career-best point streak at seven games (5-3-7) from Feb. 11-Mar. 11...Had career-best three-game goal streak (Feb. 11-18) and career-best three-game assist streak (Feb. 19-26).

2009-10 HIGHLIGHTS

Helped Michigan win CCHA Tournament and reach the quarterfinal round of the NCAA Tournament...CCHA All-Rookie Team...CCHA Rookie of the Year finalist...First on the team in power-play goals (7), second in game-winning goals (4)...Led all Michigan rookies in goals (13), assists (15) and points (28)...CCHA Offensive Player of the Week (Dec. 7)...CCHA Rookie of the Week (Nov. 2)...Scored back-to-back game-winning goals vs. Michigan State (Jan. 30) and Bowling Green (Feb. 4)...Made his career debut at Alaska (Oct. 9)

2008-09 HIGHLIGHTS

Played in 62 games for the U.S. NTDP U-18 Team...Led team with 120 PIM...Recorded 20 goals, including one game-winning marker, in addition to notching 18 assists...Finished the season with 10 power-play goals, the second most on the team.

2007-08 HIGHLIGHTS

Played in 63 games for the U.S. NTDP U-17, registering 13-7-2...Ranked second on the team with four game-winning goals.

INTERNATIONAL CAREER

2011: Won a bronze medal with Team USA at the 2011 IIHF World Junior Championship in Buffalo, N.Y...Posted two goals and one assist in six games with Team USA...**2009:** Won a gold medal with Team USA at the 2009 IIHF World Under-18 Championship and helped lead the U.S. to a first place finish at the 2009 U-18 Five Nations Tournament in Nykoping, Sweden...**2008:** Helped the U.S. capture first place at the 2008 Men's U-18 Four Nations Cup in Lake Placid, N.Y.

PERSONAL

Nickname is "Brownie"...His favorite player growing up was Mario Lemieux...Other favorites include: "Tommy Boy" (movie), Casey Donahew Band (music) and Cabo San Lucas, Mexico (vacation spot)...Enjoys hunting and fishing. Made his NHL debut with the Coyotes on Mar. 4, 2013 vs. ANA, becoming just the sixth native Texan to play in the NHL.


Right Wing
6'2" • 215
Shoots: Right
**Born: Feb. 3, 1991,
Flower Mound, Texas**
Age: 22
Career vs. NHL

TEAM	GP	G	A	PTS	PIM
ANA	1	0	0	0	2
BOS	0	0	0	0	0
BUF	0	0	0	0	0
CGY	0	0	0	0	0
CAR	0	0	0	0	0
CHI	0	0	0	0	0
COL	1	0	0	0	0
CBJ	0	0	0	0	0
DAL	0	0	0	0	0
DET	1	0	0	0	0
EDM	1	0	0	0	0
FLA	0	0	0	0	0
LAK	0	0	0	0	0
MIN	0	0	0	0	0
MTL	0	0	0	0	0
NSH	0	0	0	0	0
NJD	0	0	0	0	0
NYI	0	0	0	0	0
NYR	0	0	0	0	0
OTT	0	0	0	0	0
PHI	0	0	0	0	0
PHX	0	0	0	0	0
PIT	0	0	0	0	0
SJS	0	0	0	0	0
STL	0	0	0	0	0
TBL	0	0	0	0	0
TOR	0	0	0	0	0
VAN	1	0	0	0	0
WSH	0	0	0	0	0
WPG	0	0	0	0	0
TOTALS	5	0	0	0	2



CAREER RECORD

SEASON	TEAM	LEAGUE	REGULAR SEASON									PLAYOFFS				
			GP	G	A	PTS	PP	SH	GW	+/-	PIM	GP	G	A	PTS	PIM
2007-08	U.S. National U-17	NTDP	63	13	7	20	-	-	-	-	74	-	-	-	-	-
2008-09	U.S. National U-18	NTDP	62	20	18	38	-	-	-	+16	120	-	-	-	-	-
2009-10	Michigan	CCHA	45	13	15	28	7	0	4	+16	58	-	-	-	-	-
2010-11	Michigan	CCHA	42	9	14	23	4	0	5	+14	59	-	-	-	-	-
2011-12	Michigan	CCHA	38	12	17	29	0	0	3	-	66	-	-	-	-	-
2012-13	Portland	AHL	68	29	18	47	14	0	7	-8	98	3	1	1	2	6
	Phoenix	NHL	5	0	0	0	0	0	0	0	2	-	-	-	-	-
FRANCHISE and NHL TOTALS			5	0	0	0	0	0	0	0	2	-	-	-	-	-

2012-13 REAL TIME STATS

Shots: 6

Hits: 6

Takeaways: 1

CAREER HIGHLIGHTS

MOST GOALS/GAME:

None

MOST ASSISTS/GAME:

None

MOST POINTS/GAME:

None

MOST PIM/GAME:

2 – 3/14/13 vs. DAL

MOST SHOTS/GAME:

3 – 4/4/13 vs. DET

LONGEST GOAL STREAK:

None

LONGEST ASSIST STREAK:

None

LONGEST POINT STREAK:

None

CAREER HAT TRICKS:

None

MULTIPLE POINT GAMES:

None

FIRSTS

FIRST COYOTES GAME:

3/4/13 vs. DAL

FIRST COYOTES GOAL:

None

FIRST COYOTES ASSIST:

None

FIRST NHL GAME:

3/4/13 vs. DAL

FIRST NHL GOAL:

None

FIRST NHL ASSIST:

None

24



Center/Wing

6'2" • 203

Shoots: Left

Born: Feb. 19, 1986,
Westlock, Alberta

Age: 27

Career vs. NHL

TEAM	GP	G	A	PTS	PIM
ANA	9	2	2	4	4
BOS	8	1	2	3	17
BUF	8	1	1	2	7
CGY	9	0	3	3	10
CAR	5	1	1	2	0
CHI	12	1	2	3	16
COL	13	1	6	7	22
CBJ	7	1	0	1	0
DAL	15	1	1	2	28
DET	16	2	3	5	6
EDM	12	2	1	3	5
FLA	7	0	3	3	0
LAK	17	0	2	2	12
MIN	10	0	2	2	5
MTL	2	0	0	0	0
NSH	12	0	2	2	5
NJD	3	0	1	1	4
NYI	5	0	1	1	5
NYR	6	0	1	1	0
OTT	6	0	1	1	5
PHI	4	0	1	1	14
PHX	7	1	0	1	6
PIT	5	0	0	0	0
SJS	15	1	2	3	16
STL	10	0	0	0	7
TBL	4	1	0	1	0
TOR	8	0	1	1	2
VAN	14	2	0	2	10
WSH	7	0	1	1	5
WPG	6	0	0	0	0
TOTALS	262	18	40	58	211

Kyle
Chipchura

ACQUIRED:

Signed as a free agent on July 19, 2011.

DRAFTED:

Selected by the Montreal Canadiens in the 1st round (18th overall) in the 2004 Entry Draft.

2012-13 HIGHLIGHTS

Collected 5-9-14 and 50 PIM in 46 games...Had 61 hits and four multi-point games...Scored a goal and went 6-for-7 (86%) on faceoffs at ANA on Apr. 27 in the regular season finale...Skated in a season-high 15:12 at STL, Apr. 18...Collected two assists vs. LAK, Apr. 2...Registered two assists vs. ANA, Mar. 4...Netted two goals at VAN, Feb. 26...Scored a goal at EDM, Feb. 23...Scored a goal vs. CBJ, Feb. 16...Recorded 0-2-2 at COL, Feb. 11...Won 9 of 15 (60%) of his faceoffs vs. MIN, Feb. 4.

2011-12 HIGHLIGHTS

Recorded career highs in points (16) and assists (13) in 53 games...Notched 42 penalty minutes and a plus-2 rating...Scored a goal vs. COL, Mar. 22...Three-game point streak from Feb. 7-11...Scored a goal vs. CHI, Feb. 11...Registered an assist at DAL, Feb. 7...Three-game point streak from Jan. 16-19 (1-3-4)...Collected 0-2-2 vs. DET, Jan. 19...Scored his first goal with the Coyotes at ANA, Jan. 18...Recorded 0-2-2 at COL, Dec. 29...Won 7 of 10 (70%) faceoffs at LAK, Dec. 26...Won 4 of 5 (80%) faceoffs vs. DAL, Nov. 26...Collected an assist in a 4-2 win at BUF, Nov. 19...Collected his first point (assist) with PHX at SJS, Nov. 12...Appeared in the season opener at SJS, Oct. 8...**2012 Playoffs:** Played in 15 of 16 postseason games, recording 1-3-4 and a plus-4 rating...Appeared in all five games of the WCF against LAK and had an assist in Game 5, May 22...Played in all five games of the WCSF against NSH...Collected an assist in Game 5 vs. NSH, May 7...Registered 1-1-2 in five games of the WCQF against CHI...Scored his first career postseason goal, while recording his first career multi-point game (1-1-2) in Game 6 at CHI, Apr. 23...Made his Stanley Cup Playoff debut in Game 2 of the WCQF.

2010-11 HIGHLIGHTS

Appeared in his fourth NHL season, collecting two assists in 40 games with ANA...Had a pair of assists and was a plus-2 vs. FLA, Dec. 1.

2009-10 HIGHLIGHTS

Appeared in his third NHL season, split between MTL and ANA...Collected 6-6-12 and 72 penalty minutes in 74 games...Collected 1-1-2 in the regular season finale vs. EDM, Apr. 11...Notched a goal vs. DAL, Mar. 29...Collected an assist and went 12 for 18 (67%) on faceoffs at CGY, Feb. 13...Played in his 100th career NHL game, vs. LAK, Feb. 8...Recorded the GWG vs. DET, Feb. 3...Notched a goal vs. DET, Jan. 5...Had a goal at SJS, Dec. 26...Scored vs. PHX, Dec. 19...Began the season with the Canadiens, going scoreless with 16 penalty minutes in 19 games.

2008-09 HIGHLIGHTS

Appeared in his second NHL season with Montreal, recording three assists and five penalty minutes in 13 games...Began the season with Hamilton (AHL), recording 14 goals, 21 assists with a plus-28 rating and 65 penalty minutes in 51 games as team captain...Added three goals in six Calder Cup playoff games, pacing the Bulldogs.

2007-08 HIGHLIGHTS

Appeared in his first NHL season with MTL, scoring four goals, seven assists and 10 PIM in 36 games...Was assigned to Hamilton (AHL) on Jan. 8 and played the remainder of the season in the AHL...Recorded 10 goals, 11 assists and 27 penalty minutes in 39 games for the Bulldogs...Registered his first NHL point (goal) against Ryan Miller vs. BUF, Oct. 20...Made his NHL debut on at PIT, Oct. 10.

2006-07 HIGHLIGHTS

Appeared in his first full professional season with Hamilton (AHL), registering 12 goals, 27 assists with a plus-11 rating and 56 penalty minutes in 80 games...Added six goals, seven assists in 22 playoff games en route to the Calder Cup Championship...Matched a postseason single-game team record with four points (2-2-4) in Game 1 of the Western Conference Final, at CHI, May 18.

2005-06 HIGHLIGHTS

Made his professional debut with Hamilton (AHL), earning a goal, two assists and six penalty minutes in eight games...Began the season with Prince Albert (WHL), leading the team in scoring with 21 goals, 34 assists...Posted 17 multi-point games en route to being named team MVP.

PACK
FACT

Recorded 4-5-9 over a 10-game stretch from Feb. 11 – Mar. 4 last season.



2004-05 HIGHLIGHTS

Limited to 28 games with Prince Albert (WHL) due to an injury in late December...Had 14 goals and 18 assists in 28 games.

2003-04 HIGHLIGHTS

Appeared in his second WHL season with Prince Albert, recording 15 goals, 33 assists and 118 PIM in 64 games.

2002-03 HIGHLIGHTS

Made his WHL debut with Prince Albert, earning nine goals, 21 assists and 89 PIM in 63 games.

INTERNATIONAL CAREER

2006: Captained Team Canada to a gold medal at the IIHF World Junior Championship in Vancouver...Posted 4-1-5 in six tournament games...2004: As an alternate captain, led Team Canada to a silver medal at the IIHF U-18 World Championship in Belarus...Recorded 3-2-5 and 28 penalty minutes in seven games.

PERSONAL

Nickname is "Chip"...Most memorable hockey moment is winning a gold medal at the 2006 World Junior Championship...Favorite vacation spot is Jasper, Alberta...Lists Peter Forsberg as his favorite player growing up...Other favorites include: Eric Church (musician) and "Gangs of New York" (movie)...Enjoys fishing.

CAREER RECORD

SEASON	TEAM	LEAGUE	GP	REGULAR SEASON								PLAYOFFS				
				G	A	PTS	PP	SH	GW	+/-	PIM	GP	G	A	PTS	PIM
2002-03	Prince Albert	WHL	63	9	21	30	-	-	-	-	89	-	-	-	-	-
2003-04	Prince Albert	WHL	64	15	33	48	-	-	-	-	118	6	2	4	6	12
2004-05	Prince Albert	WHL	28	14	18	32	-	-	-	-	32	14	4	7	11	25
2005-06	Prince Albert	WHL	59	21	34	55	-	-	-	-	81	-	-	-	-	-
	Hamilton	AHL	8	1	2	3	0	0	0	0	6	-	-	-	-	-
2006-07	Hamilton	AHL	80	12	27	39	1	2	5	11	56	22	6	7	13	20
2007-08	Montreal	NHL	36	4	7	11	0	0	0	-1	10	-	-	-	-	-
	Hamilton	AHL	39	10	11	21	0	3	0	-1	27	-	-	-	-	-
2008-09	Montreal	NHL	13	0	3	3	0	0	0	-6	5	-	-	-	-	-
	Hamilton	AHL	51	14	21	35	1	1	3	28	65	6	3	0	3	2
2009-10	Montreal	NHL	19	0	0	0	0	0	0	-10	16	-	-	-	-	-
	Anaheim	NHL	55	6	6	12	0	1	1	-2	56	-	-	-	-	-
2010-11	Anaheim	NHL	40	0	2	2	0	0	0	1	32	-	-	-	-	-
2011-12	Phoenix	NHL	53	3	13	16	0	0	0	2	42	15	1	3	4	7
	Portland	AHL	8	4	2	6	3	0	0	1	4	-	-	-	-	-
2012-13	Arizona	CHL	10	2	11	13	0	0	1	11	4	-	-	-	-	-
	Phoenix	NHL	46	5	9	14	0	0	0	1	50	-	-	-	-	-
FRANCHISE TOTALS			99	8	22	30	0	0	0	3	92	15	1	3	4	7
NHL TOTALS			262	18	40	58	0	1	1	-15	211	15	1	3	4	7

2012-13 REAL TIME STATS

Hits: 61

Shots: 37

Face Offs: 48.3%

CAREER HIGHLIGHTS

MOST GOALS/GAME:

2 – 2/26/13 at VAN+

MOST ASSISTS/GAME:

2 – 8 times (last 4/2/13 vs. LAK)+

MOST POINTS/GAME:

2 – 9 times (last 4/2/13 vs. LAK)+

MOST PIM/GAME:

17 – 2/1/13 at DAL+

MOST SHOTS/GAME:

4 – 3 times (last 3/2/13 vs. ANA)+

LONGEST GOAL STREAK:

None

LONGEST ASSIST STREAK:

2 games – 5 times (last 2/7/12-2/29/12)+

LONGEST POINT STREAK:

3 games – 2 times (last 2/7/12-2/11/12)+

CAREER HAT TRICKS:

None

MULTIPLE POINT GAMES:

9 (last 4/2/13 vs. LAK)+

FIRSTS

FIRST COYOTES GAME:

10/8/11 at SJS

FIRST COYOTES GOAL:

1/18/12 at ANA

FIRST COYOTES ASSIST:

11/12/11 vs. SJS

FIRST NHL GAME:

10/10/07 at PIT*

FIRST NHL GOAL:

10/20/07 vs. BUF*

FIRST NHL ASSIST:

11/1/07 vs. PHI*

*w/MTL, +w/PHX

19

Shane Doan

PACK FACT

Enters the 2013-14 season as the longest tenured captain in the NHL after being named team captain of the Coyotes on Sept. 10, 2003.

DRAFTED

Winnipeg's 1st choice (1st round, 7th overall) in the 1995 Entry Draft

2012-13 HIGHLIGHTS

Ranked third on the team in scoring with 13-14-27 in 48 games with a plus-6 rating and 37 PIM...Served as team captain for the ninth consecutive season...Tied for first on the team in goals (13), led the team in hits (118), ranked second in shots (129) and fourth in takeaways (23)...Had six multi-point games...Notched two assists vs. SJS, Apr. 24...Posted 1-1-2 vs. COL, Apr. 6...Scored the GWG vs. DET, Apr. 4...Scored two goals at LAK, Mar. 19...Collected 1-1-2 vs. LAK, Mar. 12...Scored a goal in three straight games from Mar. 7-12...Scored a goal and recorded his 800th career NHL point vs. ANA, Mar. 4...Notched a goal Feb. 28 vs. MIN...Registered 2-1-3 with the GWG in OT at COL, Feb. 11...Scored a goal vs. LAK, Jan. 26...Collected 1-1-2 and played in his 1,200th career NHL game vs. CHI, Jan. 20.

2011-12 HIGHLIGHTS

In his eighth season as team captain, led PHX to its first Pacific Division title in franchise history and finished third on the team in scoring with 22-28-50 in 79 games...Recorded his ninth-straight 50-point campaign...Won the 2011-12 Mark Messier Leadership Award...Led Coyotes' forwards in TOI/game (19:36) and the team in takeaways (48)...Ranked second on the team in hits (205), shots (226) and game-winning goals (5)...Finished third on the team in power-play points (14), power-play goals (5) and power-play assists (9)...Had 12 multi-point games...Scored 20 or more goals for the 10th time in the past 11 seasons...Scored a goal and had an assist at VAN, Mar. 14...Scored a goal in three straight games Feb. 21-25 (4-0-4)...Recorded the OT GWG vs. CGY, Feb. 9...Posted his 39th career two-goal game and had the GWG vs. COL, Jan. 16...Recorded his first NHL hat trick and had the GWG vs. NYI, Jan. 7...Secured the feat with 0.1 seconds remaining in the game on an empty-net goal...Scored the GWG vs. EDM, Dec. 15...Scored the GWG and had an assist at CHI, Nov. 29...Began the season with a four-game point streak (3-4-7) that included three multi-point games...**2012 Playoffs:** Finished second on the team in playoff scoring with 5-4-9...Led the team in hits (79), shots (47), takeaways (13) and penalty minutes (41)...Ranked first among Coyotes' forwards in TOI/game (20:47) and tied for first on the team in GWGS (2)...Had two goals and an assist in five games of the WCF against LAK...Scored a pair of goals, including the GWG, at LAK in Game 4 of the WCF, May 20...Registered 2-2-4 in all five games of the WCSF against NSH...Scored the GWG in Game 4 at NSH, May 4...Recorded 1-1-2 in Game 2 vs. NSH, Apr. 29...Recorded 1-1-2 in all six games of the WCQF against CHI...Registered 31 hits during the WCQF and averaged 22:38 in TOI/game.

2010-11 HIGHLIGHTS

Led the team in scoring (20-40-60), goals (20), PPGs (11), GWGs (6), and hits (172)...Second on the team in assists (40) and shots (221)...Third on the team in power-play assists (10), power-play points (21) and penalty minutes (67)...Finalist for 2010-11 Mark Messier Leadership Award...Recorded his eighth-straight 50-point campaign...Had 13 multi-point games...Posted 1-1-2 vs. SJS, Apr. 8...Posted 1-1-2 at VAN, Mar. 18...Notched 1-2-3 at ANA, Mar. 13...Recorded a seven-game point streak from Mar. 5-18 (4-6-10)...Played in his 1,100 NHL game Feb. 25 at CBJ...New franchise all-time games played leader (1,099) at TBL, Feb. 23...Scored a goal in three straight games from Feb. 17-22...Had a season-high eight-game point streak (6-7-13) from Dec. 23 to Jan. 6...Named NHL's Second Star of the Week (Jan. 2)...Collected 0-3-3 vs. ANA, Nov. 27...Recorded season-high eight SOG vs. ANA, Nov. 27...Missed seven games with a lower-body injury (Nov. 6-21)...Suspended three games (Oct. 21-25)...**2011 Playoffs:** Tied for the team lead in playoff scoring with 3-2-5 in four games vs. DET in WCQF...Led the team in goals and power-play goals (2)...Led all Coyotes' forwards in TOI/game (21:42)...Scored a goal in Game 4 of the WCQF vs. DET, Apr. 20...Netted two goals and had an assist in Game 2 of the WCQF at DET, Apr. 16.

2009-10 HIGHLIGHTS

In his sixth season as team captain, finished with 18-37-55 in 82 games to rank second on the team in scoring...Played in all 82 games for the second straight season (one of four Coyotes to play all 82 games in 09-10)...Registered his seventh consecutive 50-point campaign...Received the 2009-10 King Clancy Memorial Trophy...Also a finalist for the 2009-10 Mark Messier Leadership Award...Recorded his 400th career NHL assist vs. CHI, Mar. 20...Collected an assist in three straight games (all wins) from Mar. 13-16...Named NHL's First Star for week ending Jan. 31 (3-6-9 in 4 GP)...Compiled a four-game point streak (3-6-9) from Jan. 26-31...Recorded the OT GWG (eighth of his career) and three assists for a season-high four points at DET, Jan. 26...Collected three assists in 4-2 win vs. NSH, Jan. 21...Scored two goals, including his seventh career OT goal (franchise record), in 5-4 win at EDM, Jan. 5...Collected 1-2-3, including the GWG, in win vs. CBJ, Dec. 21...Played his 1,000th career NHL game on Dec. 17 at CBJ, becoming second player in franchise history (Teppo Numminen) to reach the milestone...Became the 42nd player in NHL history to play 1,000 games with one franchise and the 24th player to do it with the team that drafted him...Scored his 265th career goal, the OT GWG at ANA on Nov. 29, to move into third place on the franchise's all-time goals list...Collected three assists vs. BOS, Oct. 17...**2010 Playoffs:** Recorded 1-1-2 while appearing in three playoff games for the Coyotes...Sustained an injury in Game 3 at DET and missed the remainder of the postseason.

2008-09 HIGHLIGHTS

Played in all 82 games for the third time in his career and first time since 2005-06...Recorded 31-42-73 and 72 penalty minutes to lead the team in scoring for the fifth consecutive season while also serving as team captain for fifth straight year...Set a career high with 31 goals...Led the team in goals, assists, points, power-play goals (10), power-play assists (15), power-play points (25), shots (230), hits (188), takeaways (48) and tied for the team lead in game-winning goals



Right Wing

6'1" • 223

Shoots: Right

Born: Oct. 10, 1976,
Halkirk, Alberta

Age: 36

Career vs. NHL

TEAM	GP	G	A	PTS	PIM
ANA	92	30	37	67	164
BOS	19	1	4	5	24
BUF	22	6	9	15	6
CGY	60	15	28	43	43
CCAR	17	3	6	9	9
CHI	59	14	15	29	51
COL	62	20	26	46	38
CBJ	47	14	23	37	28
DAL	97	31	37	68	96
DET	63	14	22	36	26
EDM	60	14	40	54	61
FLA	18	5	3	8	14
LAK	92	34	38	72	85
MIN	46	12	21	33	41
MON	18	3	3	6	18
NSHJ	54	16	18	34	29
NJD	21	1	4	5	8
NYI	18	7	8	15	23
NYR	19	6	10	16	27
OTT	19	6	5	11	36
PHI	21	4	6	10	20
PHX	-	-	-	-	-
PIT	19	8	5	13	20
SJS	94	21	38	59	43
STL	67	21	26	47	90
TBL	21	0	8	8	27
TOR	24	5	11	16	14
VAN	62	13	20	33	44
WSH	20	3	7	10	11
WPG	15	4	6	10	12
TOTALS	1246	331	484	815	1108



(4)...Selected to his second career NHL All-Star Game...Received the Coyotes team awards for MVP, Leading Scorer, Three-Stars, and the Beth Champie Memorial Award from the Coyotes Booster Club...Registered back-to-back 70-point seasons for the first time in his career...Joined Dale Hawerchuk and Keith Tkachuk as the only players in team history to record nine consecutive 20-goal seasons...Finished with 19 multi-point games and five two-goal games...Scored his 31st goal of the season to establish new career high at LAK, Apr. 4...Had a four-game point streak (3-2-5) from Mar. 30-Apr. 4...Named NHL's Third Star of the Week for week ending Mar. 22 (3-4-7 in 4 GP)...Registered a season-high four points on a goal and three assists – including the GWG at 19:33 of the third period – in a 4-3 win vs. SJS, Mar. 17...Played in his 951st career NHL game to move into second place on franchise all-time games played list at NJD, Mar. 12...Had a season-high 25:36 TOI vs. EDM, Feb. 16...Collected his 600th career NHL point with a goal vs. CAR, Feb. 7...Recorded a goal and an assist for the Western Conference at the 2009 NHL All-Star Game in Montreal, Jan. 25...Won the Elimination Shoot Out at the 2009 Honda NHL SuperSkills Competition in Montreal, Jan. 24...Collected six assists in a four-game span from Jan. 8-15...Compiled a four-game point streak (2-4-6) from Dec. 20-26...Recorded the GWG and an assist in 2-1 win at LAK, Dec. 26...Played in his 900th career NHL game vs. CHI, Nov. 18...Registered 2-1-3 in win at CBJ, Nov. 12...Had a four-game point streak (3-5-8) from Oct. 25-Nov. 4...Recorded two goals and an assist while becoming the franchise's all-time leader in GWG in 4-1 win vs. PIT, Oct. 30.

2007-08 HIGHLIGHTS

Appeared in 80 games for the Coyotes, recording 28-50-78 and 59 penalty minutes...Led the team in goals (28), assists (50), points (78), PPG (9) and ranked tied for first on the team in power-play points (27) and GWGs (5)...Established new career highs in points (78) and assists (50)...Led the team in scoring for the fourth consecutive season...Selected as Team MVP, won Leading Scorer Award and chosen by fans as the team's Hardest Working Player...Led all Coyotes' forwards in TOI/game (20:45) and hits (158)...Ranked tied for second in the NHL in shorthanded points (9) and 20th in overall points (78)...Finished with 16 multi-point games...Collected a SHG and an assist vs. SJS, Mar. 25...Registered a goal and two assists vs. LAK, Mar. 20...Had a goal and two assists at EDM, Mar. 18...Tallied the GWG at DAL, Mar. 5 to tie Keith Tkachuk's franchise record of 40 career GWGs...Scored his 20th goal of the season on vs. CGY, Mar. 1, giving him eight consecutive 20-goal campaigns...Scored a goal and added two assists vs. DAL, Feb. 14...Assisted on OT GWG at COL, Feb. 4...Recorded 7-12-19 in 13 games during January, the third-highest point total in the NHL for the month...Recorded a point in 13 straight games (7-13-20) from Dec. 31 to Jan. 29; officially listed as a career high 11-game point streak (6-9-15) as he missed the team's Jan. 3 game due to injury...Notched the GWG and an assist vs. BUF, Jan. 21...Recorded a season-high 28:47 TOI vs. CBJ, Jan. 17...Tallied two goals and an assist vs. SJS, Jan. 15...Recorded his 300th career assist vs. VAN, Jan. 11...Collected a goal, the game winner and three assists at COL, Jan. 2...Registered his 500th career NHL point with an assist vs. MIN, Dec. 27...Netted the shootout-deciding goal at ANA, Nov. 23...Scored the lone goal in a 1-0 win at LAK, Nov. 17...Scored his fifth career OT goal and had an assist at ANA, Nov. 7...Scored his 200th career NHL goal and added two assists vs. DAL, Oct. 27.

2006-07 HIGHLIGHTS

Led the Coyotes in scoring for third consecutive season with 27-28-55...Led the team in goals (27), assists (28), points (55), power-play goals (11), power-play assists (12), power-play points (23), GWGs (7), OT goals (1), shots (209), shooting percentage (12.9%), hits (156) and takeaways (44)...Ranked first among Coyotes' forwards in average TOI/game (20:26)...Ranked tied for 13th in NHL in GWGs (7)...Ranked fifth on the team in penalty minutes (73)...Selected by Coyotes traveling media as team MVP...Also won the team's Applebee's 3-Star Award and Coyotes Leading Scorer Award...Recorded 21-22-43 over last 47 games of the season...Reached 20-goal mark for seventh straight season and 50-point mark for sixth time in last seven seasons...Finished with 11 multi-point games, three multi-goal games and four multi-assist games...Tied his career -high by scoring his seventh GWG of the season on vs. LAK, Apr. 5...Recorded his 26th assist of the season vs. SJS, Mar. 30 to pass Paul MacLean for fifth place on the franchise's all-time list...Played in his 800th career NHL game, Apr. 3...Put together a four-game point streak (2-2-4), Mar. 17-22...Recorded a career high seven-game point streak (5-5-10) from Feb. 22 to Mar. 8...Had three multi-point games during that stretch...Also scored goals in a career-best four straight games from Mar. 1-8...Scored his 18th goal of the season to give him 190 goals for his career, passing Doug Smail for fifth place on the franchise's all-time list, at CBJ, Feb. 6...Scored two goals, including the GWG, at DAL, Jan. 9 to give him 33 GWGs for his career, moving him past Jeremy Roenick and into second place on the franchise's all-time list...Notched two goals in a 5-4 OT win at ATL, Jan. 5...Registered eight points (3-5-8) in a three-game span from Dec. 28 to Jan. 1...Had five points (1-4-5) vs. SJS to tie his career high in assists and points in a single game, Dec. 30...Missed six games due to an injury, Nov. 9-19...Missed three games due to injury, Oct. 26-Nov. 3...Recorded his 200th career NHL assist at EDM, Oct. 23...Picked up three points on a goal and two assists vs. NYI on Opening Night, Oct. 5.

2005-06 HIGHLIGHTS

In his 10th NHL season, ranked tied for first on the Coyotes in goals (30), third in assists (36), first in points (66), first in GWGs (7), first in PPGs (17), first in PPAs (24) and PPs points (41), first in shots (254), first in penalty minutes (123) and first in hits (164)...Led Coyotes' forwards in TOI/game (19:07)...Established career highs for goals (30), PPGs (17), PPAs (24), power-play points (41), GWGs (7) and penalty minutes (123)...Tied career highs for games played (82) and shots (254)...Played in all 82 games in season for second time in career – one of three Coyotes to play in all 82 games...Finished season with 18 multi-point games, four multi-goal games and six multi-assist games...Recorded 13-12-25 in final 23 games after Olympic Break...Scored 30th goal of season in finale in 3-0 win at STL, Apr. 16...Registered goal and assist in 5-3 win vs. NSH, Mar. 28 (His goal moved him ahead of Morris Lukowich into sixth place on Coyotes' franchise goal-scoring list at 169)...Registered GWGs in back-to-back games at CHI and at CBJ on Mar. 19 and 21...Played in 714th career game with Coyotes/Jets to pass Dale Hawerchuk and move into third place on franchise's games played list and scored goal in 6-2 win at LAK, Mar. 14...Compiled career high six-game point streak (5-6-11), Feb. 12-Mar.11...Posted 2-2-4 in 6-2 win vs. DAL, Mar. 2...Registered Coyotes' season-high and tied career high with 10 shots vs. DAL, Feb. 9...Played in 700th NHL game vs. SJS, Jan. 28...Collected three assists in 6-5 win vs. LAK, Dec. 29...Scored two goals, including 150th NHL goal, at COL, Dec. 26...Scored 147th career goal with Coyotes/Jets to tie Teemu Selanne for eighth on franchise goal scoring list at CHI, Nov. 6...Scored PPG and assisted on GWG in 4-3 OT win at EDM, Oct. 18

2003-04 HIGHLIGHTS

Had a breakout year, setting career highs in goals (27), assists (41), points (68), PPGs (9), SHGs (2), shots (254) and TOI/game (21:45)...Selected to play in his first NHL All-Star Game...Ranked tied for 22nd in NHL in points and tied for 24th in assists...Finished fourth in NHL in TOI/game among forwards; first among right wings...Ranked 14th in NHL in shots...Finished tied for 21st in NHL in power-play assists (18) and power-play points (9-18-27)...Led team in goals, assists, points, power-play points and shots; tied for first in shorthanded points (2-1-3); second in SHGs, PPGs and power-play assists...Led all forwards in TOI/game; third on team overall...Had 18 multi-point games and five three-point games...Reached 20-goal plateau for fifth straight season...Entered season with two career SHGs, then scored SHGs in back-to-back games (Dec. 18 at LAK, Dec. 20 at STL)...Won three Coyotes' end of season awards: Team MVP, 3-Stars Award and Co-Man of the Year...Won Coyotes Player of the Month four times (Oct., Dec., Feb., Mar.)...One of two Western Conference All-Stars to score a goal in NHL All-Star Game, Feb. 8...Recorded 200th NHL assist (0-3-3) vs. FLA, Feb. 4...Tied career high with three-game goal streak (3-2-5), Dec. 18-22...Played his 600th NHL game at LAK, Dec. 18...Had a five-game point streak (2-6-8) from Nov. 24 to Dec. 4...Collected his 300th NHL point (2-1-3) vs. STL, Nov. 19...Had three four-game point streaks.

2002-03 HIGHLIGHTS

Ranked second on Coyotes in assists (37) and points (58); third in goals (21)...Set career high in games (82); one of only three Coyotes to play in every game...Led team in shots...Ranked first on team in power-play points (7-13-20) and second in PPAs...100th NHL goal vs. MIN, Nov. 7...500th NHL Game vs. NSH, Nov. 3.

Coyotes/Jets All-Time Rankings

GAMES PLAYED

1. Shane Doan	1,246
2. Teppo Numminen	1,098
3. Thomas Steen	950
4. Dale Hawerchuk	713
5. Doug Smail	691
6. Keith Tkachuk	640

GOALS

1. Dale Hawerchuk	379
2. Shane Doan	331
3. Keith Tkachuk	323
4. Thomas Steen	264
5. Paul MacLean	248
6. Doug Smail	189

ASSISTS

1. Thomas Steen	553
2. Dale Hawerchuk	550
3. Shane Doan	484
4. Teppo Numminen	426
5. Keith Tkachuk	300
6. Paul MacLean	270

POINTS

1. Dale Hawerchuk	929
2. Thomas Steen	817
3. Shane Doan	815
4. Keith Tkachuk	623
5. Teppo Numminen	534
6. Paul MacLean	518

PENALTY MINUTES

1. Keith Tkachuk	1508
2. Laurie Boschman	1338
3. Shane Doan	1108
4. Jim Kyte	772
5. Kris King	762
6. Tim Watters	760

POWER-PLAY GOALS

1. Dale Hawerchuk	122
2. Keith Tkachuk	114
3. Shane Doan	98
4. Paul MacLean	97
5. Thomas Steen	73
6. Teemu Selanne	49

GAME-WINNING GOALS

1. Shane Doan	61
2. Keith Tkachuk	40
3. Jeremy Roenick	33
4. Doug Smail	31
5. Dale Hawerchuk	29
Thomas Steen	29

2001-02 HIGHLIGHTS

Ranked sixth in NHL in hits (second among forwards)...For third consecutive season, recorded at least 200 hits and 200 shots; only NHL player to achieve feat in '01-02...Led team in shots and hits...Ranked third on team in points...Tied for second on the team in games (81)...Tied franchise single-game high with 10 hits at LAK, Feb. 13...200th NHL point (2-2-4) vs. NYR, Dec. 31...Missed one game due to injury...**2002 Playoffs:** In five games, led Coyotes in points (2-2-4) and hits (29); tied for first in goals...Had 23 hits in last three games of SJS series.

2000-01 HIGHLIGHTS

Ranked second on team in goals (26), assists (37), points (63) and GWGs (6)...Led team in hits (206) and shots (220)...One of only four NHL players with at least 200 hits and 200 shots...Tied for 10th in NHL in hits among forwards...Second on team in PPs (6-17-23) and PPAs...400th NHL game vs. NYI, Mar. 25...Set career highs for assists and points in a game with 1-4-5 (100th NHL assist) vs. EDM, Mar. 24...Career high five-game point streak (2-3-5) from Jan. 12-19...Missed six games with an injury...Won Coyotes hardest shot contest (96.8 mph) at Superskills Challenge, Dec. 7.

1999-2000 HIGHLIGHTS

Established new career highs with 26-25-51 in 81 games...Led team in shots (221) and hits (225)...One of only three players in NHL with at least 200 hits and 200 shots...Ranked 15th in NHL in hits (second among forwards)...Ranked second on team in points and goals...100th NHL point (assist) vs. DAL, Mar. 3...Tied single-game franchise record with 10 hits vs. COL, Mar. 23...300th NHL game vs. DET, Jan. 31...**2000 Playoffs:** Ranked second on team in points with 1-2-3 in series vs. COL...Led team in playoff hits (20)...Missed Game 5 with an injury...Had team-high 11 hits at COL, Apr. 15...Had two assists and three points at COL, Apr. 13.

1998-99 HIGHLIGHTS

Posted 6-16-22 in 79 games...Missed two games due to injury...200th NHL game vs. LAK, Dec. 28...**1999 Playoffs:** Tied for second on team in goals (2) and points (4)...Led team in playoff GWGs (2)...Tallied 1-1-2 (GWG) for second straight game vs. STL, Apr. 25...Scored GWG at 8:58 of OT (1-1-2) vs. STL, Apr. 24.

1997-98 HIGHLIGHTS

Recorded 5-6-11 in 33 games with the Coyotes...Split season between Phoenix and Springfield (AHL)...Tied for fourth on Coyotes in GWGs...**1998 Playoffs:** Scored first NHL playoff goal in Game 4 vs. DET, Apr. 28.

1996-97 HIGHLIGHTS

Recorded 4-8-12 in 63 games with PHX...Missed 12 games with injuries.

1995-96 HIGHLIGHTS

Named Jets' Rookie-of-the-Year.

1994-95 HIGHLIGHTS

In final season with Kamloops (WHL), had an 18-game point streak (third longest in WHL in '94-95)...Finished third on team in points and 16th in WHL...Helped Kamloops win 1995 Memorial Cup for second consecutive season...Won Stafford Smythe Memorial Trophy as MVP in '94-95 Memorial Cup...Selected to Memorial Cup All-Star Team.

1993-94 HIGHLIGHTS

Part of Kamloops' 1994 Memorial Cup winning team, but did not play in any playoff games.

INTERNATIONAL CAREER

2009: For the third straight year, served as team captain for Canada at the IIHF World Championship in Switzerland...Helped lead Canada to the silver medal for second consecutive year...Recorded 1-6-7 and 14 penalty minutes in nine games...**2008:** Served as team captain for Canada at the IIHF World Championship in Halifax and Quebec City for the second consecutive year...Recorded 2-4-6 in nine games to help lead Canada to the silver medal...**2007:** Led Team Canada to a gold medal at the IIHF World Championship in Moscow while serving as team captain and posted 5-5-10 in nine games...Notched a hat trick in 6-3 win over Belarus...Ranked tied for third on Team Canada in points and tied for 11th in tournament scoring...**2006:** Tallied 2-1-3 and plus-3 in six games for Team Canada at Winter Olympics in Torino, Italy – his first Olympics...**2005:** Won silver medal as alternate captain with Team Canada at IIHF World Championship in Austria, registering 1-3-4 in nine games...**2004:** Scored the game-winning goal in 3-2 victory over Finland at the Final of the World Cup of Hockey in Toronto to capture tournament for Team Canada...Named to Canada's IIHF World Championship team, but did not play due to injury...**2003:** Helped lead Canada to gold medal at IIHF World Championship in Finland, collecting 4-2-6 in nine games...Ranked tied for fifth in team scoring...Ranked tied for 15th in tournament goal scoring and tied for fifth in PPGs (3)...Scored GTG in third period of final game against Sweden to force OT...**1999:** Represented Team Canada at IIHF World Championship in Norway (4 GP)...**1995:** Invited to attend Team Canada's evaluation camp for IIHF World Junior Championship.



PERSONAL

Nicknamed "Doaner"...While growing up, tried to emulate the style of Cam Neely...His favorite hockey players while growing up were Paul Coffey and Wayne Gretzky...Inspired to play hockey by his father Bernie, who was drafted by St. Louis (80th overall) in the 1971 NHL Entry Draft...His sister Leighann played basketball professionally in Europe following her time with the Canadian National Women's Basketball Team...Leighann was named Canada's 2001 Female Athlete of the Year (led nation in scoring and rebounds) and carried the torch for Canada at World University Games in Beijing...His cousin Catriona LeMay Doan won a gold medal in women's speed skating at 2002 Olympics and was inducted into Canada's Sports Hall of Fame in 2005, and was also one of four people to light the torch at the 2010 Winter Olympics in Vancouver...Is a big fan of U2, Creed and Garth Brooks...Played junior hockey with Jarome Iginla...Enjoys golf and riding horses...Owns 25 mares and three studs and has close to 100 horses...His first job was working on his family's ranch and taking trail rides...Favorite TV shows are "Leverage" and "Mantracker"...Doan and his brother Brook survived a manhunt on the Reality TV show "Mantracker" in Season 6 on an episode that first aired on April 17, 2011...Is one of most active Coyotes in the community...Works with many organizations including United Blood Services (sponsors "Doaner Night" at Coyotes home games), Phoenix Children's Hospital and Phoenix Rescue Mission...Runner-up for 2004 NHL Foundation Player Award given for outstanding community service (Iginla winner)...Earned the Coyotes Co-Man of the Year Award in 2004...Won the 2010 King Clancy Trophy and was a finalist for the 2010 and 2011 Mark Messier Leadership Award...Won the Mark Messier Leadership Award in 2012...Spends his off-seasons in Kamloops, British Columbia with his wife Andrea, sons Joshua and Carson and daughters Gracie and Karys.

CAREER RECORD

SEASON	TEAM	LEAGUE	GP	REGULAR SEASON								PLAYOFFS				
				G	A	PTS	PP	SH	GW	+/-	PIM	GP	G	A	PTS	PIM
1992-93	Kamloops	WHL	51	7	12	19	-	-	-	-	65	13	0	1	1	8
1993-94	Kamloops	WHL	52	24	24	48	-	-	-	-	88	-	-	-	-	-
1994-95	Kamloops	WHL	71	37	57	94	-	-	-	-	106	21	6	10	16	16
1995-96	Winnipeg	NHL	74	7	10	17	1	0	3	-9	101	6	0	0	0	6
1996-97	Phoenix	NHL	63	4	8	12	0	0	0	-3	49	4	0	0	0	2
1997-98	Phoenix	NHL	33	5	6	11	0	0	3	-3	35	6	1	0	1	6
	Springfield	AHL	39	21	21	42	6	0	6	20	64	-	-	-	-	-
1998-99	Phoenix	NHL	79	6	16	22	0	0	0	-5	54	7	2	2	4	6
1999-00	Phoenix	NHL	81	26	25	51	1	1	4	6	66	4	1	2	3	8
2000-01	Phoenix	NHL	76	26	37	63	6	1	6	0	89	-	-	-	-	-
2001-02	Phoenix	NHL	81	20	29	49	6	0	2	11	61	5	2	2	4	6
2002-03	Phoenix	NHL	82	21	37	58	7	0	2	3	86	-	-	-	-	-
2003-04	Phoenix	NHL	79	27	41	68	9	2	1	-11	47	-	-	-	-	-
2004-05	Did Not Play															
2005-06	Phoenix	NHL	82	30	36	66	17	0	7	-9	123	-	-	-	-	-
2006-07	Phoenix	NHL	73	27	28	55	11	0	7	-14	73	-	-	-	-	-
2007-08	Phoenix	NHL	80	28	50	78	9	2	5	4	59	-	-	-	-	-
2008-09	Phoenix	NHL	82	31	42	73	10	0	4	5	72	-	-	-	-	-
2009-10	Phoenix	NHL	82	18	37	55	5	0	4	3	40	3	1	1	2	4
2010-11	Phoenix	NHL	72	20	40	60	11	0	6	5	67	4	3	2	5	6
2011-12	Phoenix	NHL	79	22	28	50	5	0	5	-8	48	16	5	4	9	4
2012-13	Phoenix	NHL	48	13	14	27	0	0	2	6	37	-	-	-	-	-
FRANCHISE and NHL TOTALS			1246	331	484	815	98	6	61	-19	1108	55	15	13	28	85

2012-13 REAL TIME STATS

Shots: 129

Hits: 118

Takeaways: 23

CAREER HIGHLIGHTS

MOST GOALS/GAME:

3 – 1/7/12 vs. NYI

MOST ASSISTS/GAME:

4 – 2 times (last 12/30/06 vs. SJS)

MOST POINTS/GAME:

5 – 2 times (last 12/30/06 vs. SJS)

MOST PIM/GAME

27 – 11/22/05 vs. ANA

MOST SHOTS/GAME:

11 – 3/19/13 at LAK

LONGEST GOAL STREAK:

4 games – 3/1/07 – 3/8/07

LONGEST ASSIST STREAK:

5 games – 2/14/08 - 2/22/08

LONGEST POINT STREAK:

11 games – 1/5/08 – 1/29/08

CAREER HAT TRICKS:

1 – 1/7/12 vs. NYI

MULTIPLE POINT GAMES:

179 (last 4/24/13 vs. SJS)

FIRSTS

FIRST FRANCHISE GAME:

10/7/95 vs. DAL

FIRST FRANCHISE GOAL:

11/14/95 vs. CHI

FIRST FRANCHISE ASSIST:

10/7/95 vs. DAL

FIRST NHL GAME:

10/7/95 vs. DAL

FIRST NHL GOAL:

11/14/95 vs. CHI

FIRST NHL ASSIST:

10/7/95 vs. DAL

23

**Defense****6'2" • 190****Shoots: Left****Born: July 17, 1991
Karlskrona, Sweden****Age: 22****Career vs. NHL**

TEAM	GP	G	A	PTS	PIM
ANA	14	2	6	8	8
BOS	3	0	0	0	0
BUF	2	0	1	1	0
CGY	8	1	6	7	6
CAR	2	0	2	2	0
CHI	8	0	0	0	6
COL	9	1	3	4	4
CBJ	9	2	3	5	10
DAL	12	1	4	5	0
DET	10	0	1	1	8
EDM	9	2	2	4	0
FLA	1	0	1	1	0
LAK	15	0	2	2	8
MIN	9	0	2	2	4
MON	2	0	1	1	2
NSH	10	1	3	4	8
NJD	2	0	0	0	0
NYI	2	1	2	3	0
NYR	2	0	0	0	2
OTT	2	0	1	1	2
PHI	3	0	0	0	0
PHX	-	-	-	-	-
PIT	3	0	1	1	2
SJS	14	2	3	5	4
STL	9	0	2	2	4
TBL	3	0	1	1	0
TOR	2	1	1	2	2
VAN	9	1	2	3	2
WHS	1	0	0	0	0
WPG	3	2	0	2	0
TOTALS	178	17	50	67	82

**Oliver
Ekman-Larsson****DRAFTED**

Phoenix's 1st choice (1st round, 6th overall) in the 2009 Entry Draft

**PACK
FACT****Led the Coyotes and ranked 11th
among all NHL defensemen with 21
assists in 2012-13.****2012-13 HIGHLIGHTS**

Recorded 3-21-24 in 48 games to rank fifth on the team and second among defensemen in scoring...Had a plus-5 rating and 26 PIM...Led the team in assists (21), TOI/game (25:05) and shifts/game (28.7)...Ranked fourth on the team in shots (101), fifth in takeaways (21) and sixth in hits (73)...Led the team in SH TOI/game (3:00) and PP TOI/game (3:40)...Had six multi-point games...Tallied two assists vs. COL, Apr. 6...Recorded two assists vs. ANA, Mar. 4...Skated in a season-high 30:16 at VAN, Feb. 26...Registered two assists and was a plus-3 vs. CGY, Feb. 18...Scored a goal at COL, Feb. 11...Collected two assists at DAL, Feb. 1...Posted two goals 2-1-3 with a plus-3 rating and matched a season-high with six shots vs. CBJ, Jan. 23.

2011-12 HIGHLIGHTS

Posted career highs in goals (13), assists (19), points (32) and games (82)...One of six Coyotes to play in all 82 games...First on the team in shifts/game (26.2) and second in TOI/game (22:06)...Ranked second on the team in blocked shots (92) and third in hits (140)...Scored his 13th goal (GWG) vs. ANA, Mar. 31...Skated in a career high 31:01 of ice time at DAL, Mar. 20...Three-game goal streak (3-2-5) from Mar. 12-15...Scored a PPG and had an assist in a 5-4 win at VAN, Mar. 14...Posted 1-1-2 and a plus-3 at NSH, Mar. 12...Scored a goal at EDM, Feb. 25...Blocked a career high six shots vs. SJS, Feb. 4...Recorded 0-2-2 at CBJ, Jan. 13...Recorded 1-1-2 vs. NYI, Jan. 7...Recorded 1-1-2 vs. EDM, Dec. 15...Scored the GDG at CHI, Dec. 5...Notched 1-1-2 vs. ANA, Nov. 23...Scored a goal at TOR, Nov. 15...Recorded the first two-goal game of his career vs. WPG, Oct. 15...Scored his second career NHL goal at SJS, Oct. 8...**2012 Playoffs:** Recorded 1-3-4 in 16 postseason games...Led the team in TOI/game (25:46) and was second in shifts/game (32.2)...Played in all five games of the WCF against LAK...Appeared in all five games of the WCSF against NSH...Had an assist in Game 1 vs. NSH, Apr. 27...Recorded 1-2-3 in all six games of the WCQF against CHI...Scored his first career postseason goal (GWG), while collecting his first multi-point game (1-1-2) in Game 6 at CHI, Apr. 23...Made his Stanley Cup Playoff debut in Game 1 of the WCQF vs. CHI, Apr. 12; skating in a postseason career high 31:14 of ice time.

2010-11 HIGHLIGHTS

In his first professional season, appeared in 48 games with Phoenix, recording 1-10-11...Also played in 15 games with San Antonio (AHL), collecting 3-7-10...Collected an assist at SJS, Feb. 1...Recorded career high five hits vs. LAK, Jan. 22...Netted first career NHL goal vs. SJS, Jan. 17...Posted a three-game point streak (1-2-3) from Jan. 13-17...Collected an assist vs. BUF, Jan. 8...Recorded an assist vs. MIN, Dec. 9; after being recalled from San Antonio (AHL) earlier in the day...Recorded his first NHL point (assist) against CAR on Oct. 23, 2010...Skated 23:47 in season-opening win against the Bruins...Made his NHL debut vs. BOS, Oct. 9.

2009-10 HIGHLIGHTS

Played in 42 games for Leksand in Sweden's second-highest professional league, recording 9-18-27 and 98 PIM...Ranked second on the team and tied for seventh in the league in points by a defenseman...Led all players under the age of 19 in league scoring...Collected 2-4-6 in 10 playoff games.

2008-09 HIGHLIGHTS

Played in 39 games for Leksand (Sweden-2), collecting 3-14-17 and 32 PIM...Led the league in plus/minus with a plus-44 rating...Led all players under the age of 18 in scoring for the season (no other 17-year-old scored more than six points on the season)...Tallied 2-2-4 in eight playoff games.

2007-08 HIGHLIGHTS

Played in 27 games for Tingsryd of the Swedish junior league (Sweden-3), recording 3-5-8 and 10 PIM...Helped Smaland win Sweden's national tournament, TV-Pucken...Recorded 4-3-7 in eight games and was named the tournament's best defenseman.

INTERNATIONAL CAREER

2011: Won a silver medal at the IIHF World Championship in Slovakia...Recorded 1-3-4 and a plus-5 rating in seven games...Averaged 17:19 of ice time per game and took 24 shots...**2010:** Won a bronze medal at both the IIHF World Junior Championship in Saskatoon and Saskatchewan and IIHF World Championship in Germany...Registered 2-3-5 with 12 PIM and a plus-5 rating in six games at the WJC...Tied for the team lead in points by defensemen...Ranked tied for sixth in scoring among all defensemen in the tournament...Selected as one of Sweden's top three players for the tournament by opposing coaches...Collected 1-2-3 and a plus-3 rating in nine games in the IIHF World Championship...Recorded 20:02 TOI in the bronze medal game vs. Germany...**2009:** Represented Team Sweden at the IIHF U-18 World Championship in Minnesota, collecting 2-6-8 in six games and helping Sweden to a fifth place finish.



PERSONAL

Favorite player growing up was Nicklas Lidstrom...Spends the summer in Sweden with family and friends...Enjoys playing tennis in his spare time...Favorite movie is "American Pie"...Nicknames are "Ollie" and "Big O"...Most memorable hockey moment was representing Sweden in the 2010 IIHF World Championship...If he weren't a hockey player, he would like to coach hockey.

CAREER RECORD

SEASON	TEAM	LEAGUE	GP	REGULAR SEASON								PLAYOFFS			
				G	A	PTS	PP	SH	GW	+/-	PIM	GP	G	A	PTS
2007-08	Tingsryd	Sweden-3	27	3	5	8	-	-	-	-	10	-	-	-	-
2008-09	Leksand	Sweden-2	39	3	14	17	-	-	-	-	32	8	2	2	4
2009-10	Leksand	Sweden-2	42	9	18	27	-	-	-	-	98	10	2	4	6
2010-11	Phoenix	NHL	48	1	10	11	0	0	0	3	24	-	-	-	-
	San Antonio	AHL	15	3	7	10	1	0	0	-3	16	-	-	-	-
2011-12	Phoenix	NHL	82	13	19	32	2	1	2	0	32	16	1	3	4
2012-13	Portland	AHL	20	7	14	21	3	0	2	5	28	-	-	-	-
	Phoenix	NHL	48	3	21	24	0	0	1	5	26	-	-	-	-
FRANCHISE & NHL TOTALS			178	17	50	67	2	1	3	8	82	16	1	3	4

2012-13 REAL TIME STATS

Shots: 101

Hits: 73

Takeaways: 21

CAREER HIGHLIGHTS

MOST GOALS/GAME:
2 – 2 times (last 1/23/13 vs. CBJ)

MOST ASSISTS/GAME:
2 – 6 times (last 4/6/13 vs. COL)

MOST POINTS/GAME:
3 – 1/23/13 vs. CBJ

MOST PIM/GAME
4 – 4 times (last 2/7/13 vs. CHI)

MOST SHOTS/GAME:
6 – 3 times (last 3/16/13 at CBJ)

LONGEST GOAL STREAK:
3 games – 3/12/12 – 3/15/12

LONGEST ASSIST STREAK:
3 games – 2/28/13 – 3/4/13

LONGEST POINT STREAK:
3 games – 3 times (last 2/28/13 – 3/4/13)

MULTIPLE POINT GAMES:
13 – last 4/6/13 vs. COL

FIRSTS

FIRST COYOTES GAME:
10/9/10 vs. BOS

FIRST COYOTES GOAL:
1/17/11 vs. SJS

FIRST COYOTES ASSIST:
11/23/10 vs. CAR

FIRST NHL GAME:
10/9/10 vs. BOS

FIRST NHL GOAL:
1/17/11 vs. SJS

FIRST NHL ASSIST:
10/9/10 vs. BOS

1

Thomas Greiss

PACK FACT

Registered his first career NHL
shutout in his first start last season
with San Jose on Jan. 26 against
Colorado, making 24 saves.

ACQUIRED

Signed as a free agent, July 5, 2011

DRAFTED

San Jose's 2nd choice (3rd round, 94th overall) in the 2004 Entry Draft

2012-13 HIGHLIGHTS

Played in six games for the Sharks and posted a 1-4-0 record with a 2.53 GAA and a .915 SV%...Made 24 saves in a shutout against COL, Jan. 26 in his first start of the season...Played in one game for Worcester (AHL).

2011-12 HIGHLIGHTS

Played in 19 games and went 9-7-1 with a 2.30 GAA and a .915 SV%...Set a single-season career-high in wins with his 8th on Feb. 13 vs. Washington...Made his first start since Dec. 3 on Jan. 5 and allowed one goal in a 2-1 win vs. CBJ...Earned the longest relief win ever since the NHL adapted the regular season overtime format in 1983-84 with his 29-save effort in a 62:56 relief appearance on Nov. 3 vs. PIT...He also stopped all three attempts in the shootout...Stopped 35 shots in earning an OT victory on Oct. 29 at NYI...Stopped 22 of 23 shots on Oct. 15 at ANA...Won his first career opening night start with 26 saves vs. PHX on Oct. 8.

2010-11 HIGHLIGHTS

Played in 32 games for Bryans in the Swedish Elite League...Ranked 11th in the league in save percentage (.901) and 13th in goals-against average (2.92)...Stopped 28 shots to earn the shutout on Dec. 9 vs. Timra...Recorded first shutout of the season (37 saves) Nov. 23 vs. HV71...Won first game of season while making 20 saves Oct. 30 vs. Lulea.

2009-10 HIGHLIGHTS

Played in 16 games with the Sharks and went 7-4-1 with a 2.69 GAA and a .912 SV%...Over his last seven starts, was 5-2-1 with a 2.24 goals-against average and a .930 save percentage...Stopped a career-high 42 shots in a win vs. COL on March 28...Appeared in his first NHL shootout and stopped all six shooters on Dec. 31 at PHX...Made his home debut and stopped 23 shots in victory on Nov. 10 vs. NSH...Made his first start of the season on Oct. 25 at PHI, his first since Feb. 20, 2008 at NJD...Made season debut on Oct. 6 at LAK in relief and suffered the loss by giving up one goal on nine shots...**2010 Playoffs:** Appeared in first career postseason game and stopped 26 shots in two periods at DET on May 6 in Game 2 of the WCSF.

2008-09 HIGHLIGHTS

Played in 57 games for Worcester (AHL) posting a 30-24-2 record with a 2.47 GAA and a .910 save percentage...Posted a .912 save percentage in 12 games...Set a Worcester franchise record for consecutive starts (16) from Mar. 13-Apr. 11...Fifth in AHL in wins and tied for 15th in GAA...Set career highs in minutes played (1,350) and appearances...Recorded his first career shutout on April 11 vs. Providence with 23 saves...Up with San Jose twice, but didn't appear in a game.

2007-08 HIGHLIGHTS

Played in 41 games for Worcester (AHL) posting an 18-21-2 record with a 3.09 GAA and .892 SV%...Posted a 0-1-1 record with a 3.26 GAA and a .860 SV% in three games with SJS...Made second NHL start in a 3-2 loss at NJD on Feb. 20...Made 25 saves in his NHL debut, a 4-3 OT loss at ANA on Jan. 13.

2006-07 HIGHLIGHTS

Played in 43 games for Worcester and had a record of 26-15-2 with a 2.61 GAA and a .912 SV%...Appeared in three games with Fresno (ECHL).

2005-06 HIGHLIGHTS

Posted a 2.46 GAA and a .926 SV% in 27 games for Kolner Haie in Germany...Appeared in nine playoff games and had a 3.04 GAA and .899 SV%.

2004-05 HIGHLIGHTS

Made eight appearances with Kolner Haie in Germany and had a 2.09 GAA and a .936 SV%.

Career vs. NHL

TEAM	GP	MINS	GA	SOG	SHO	W	L	T/OT	PTS%	GAA	SV%
ANA	4	205	8	98	0	0	2	1	.167	2.33	.918
BOS	0	0	0	0	0	0	0	0	.000	0.00	.000
BUF	0	0	0	0	0	0	0	0	.000	0.00	.000
CGY	1	58	3	25	0	0	1	0	.000	3.10	.880
CAR	1	58	3	25	0	0	1	0	.000	3.10	.880
CHI	1	20	3	12	0	0	0	0	.000	9.00	.750
COL	3	180	4	106	1	3	0	0	1.000	1.33	.962
CBJ	6	296	13	134	0	2	3	0	.400	2.64	.903
DAL	3	112	6	43	0	1	0	0	1.000	3.21	.860
DET	0	0	0	0	0	0	0	0	.000	0.00	.000
EDM	2	125	3	47	0	1	0	1	.750	1.44	.936
FLA	2	123	8	63	0	0	1	1	.250	3.90	.873
LAK	3	71	2	19	0	1	1	0	.500	1.69	.895
MIN	1	59	4	26	0	0	1	0	.000	4.07	.846
MTL	0	0	0	0	0	0	0	0	.000	0.00	.000
NSH	3	163	9	70	0	1	1	0	.500	3.31	.871
NJD	1	59	3	20	0	0	1	0	.000	3.05	.850
NYI	2	71	2	38	0	1	0	0	1.000	1.69	.947
NYR	0	0	0	0	0	0	0	0	.000	0.00	.000
OTT	1	60	2	27	0	1	0	0	1.000	2.00	.926
PHI	1	60	1	38	0	1	0	0	1.000	1.00	.974
PHX	5	302	12	155	0	2	3	0	.400	2.38	.923
PIT	1	63	1	30	0	1	0	0	1.000	0.95	.967
SJS	0	0	0	0	0	0	0	0	.000	0.00	.000
STL	2	119	5	56	0	1	1	0	.500	2.52	.911
TBL	0	0	0	0	0	0	0	0	.000	0.00	.000
TOR	0	0	0	0	0	0	0	0	.000	0.00	.000
VAN	0	0	0	0	0	0	0	0	.000	0.00	.000
WSH	1	334	3	178	0	1	0	0	1.000	3.05	.929
WPG	0	0	0	0	0	0	0	0	.000	0.00	.000
TOTALS	44	14964	95	7386	1	17	16	3	.514	2.52	.912

Goaltender

6'1" • 220

Catches: Left

Born: Jan. 29, 1986,
Fussen, Germany

Age: 27



INTERNATIONAL CAREER

2010: Represented Germany at the 2010 Olympic Games in Vancouver...Appeared in three games and had a 5.03 GAA and a .815 SV%...**2006:** Played in one game for Germany at the 2006 Olympics in Italy...**2005:** Played three games with Team Germany at the 2005 IIHF World Junior Championships in Minnesota and North Dakota.

PERSONAL

Nickname is "Greasy"...His favorite hockey moment was representing Germany at the 2010 Olympics in Vancouver...Other favorites include: "Forest Gump" (movie), "Family Guy" (TV show) Coldplay (band) and the German Alps (vacation spot)...Enjoys mountain biking.

CAREER RECORD

					REGULAR SEASON					PLAYOFFS						
SEASON	TEAM	LEAGUE	GP	MIN	GA	SO	GAA	SV%	W-L-T-OT	GP	MIN	GA	SO	GAA	SV%	W-L
2005-06	Kolner Haie	Germany	27	1560	64	1	2.46	-	-	9	533	27	1	3.04	-	-
2006-07	Worcester	AHL	43	2555	111	0	2.61	.912	26-15-2	3	172	12	0	4.18	-	0-3
	Fresno	ECHL	3	180	7	0	2.34	.929	1-2-0	-	-	-	-	-	-	-
2007-08	San Jose	NHL	3	129	7	0	3.26	.860	0-1-1	-	-	-	-	-	-	-
	Worcester	AHL	41	-	125	0	3.09	.892	18-21-2	-	-	-	-	-	-	-
2008-09	Worcester	AHL	57	3346	138	1	2.47	.910	30-24-2	12	742	30	2	2.43	.912	6-6
2009-10	San Jose	NHL	16	782	35	0	2.69	.912	7-4-1	1	40	2	0	3.00	.929	0-0
2010-11	Brynäs IF Gavle	Sweden	32	1850	90	2	2.92	-	-	5	317	18	-	3.40	-	-
2011-12	San Jose	NHL	19	1043	40	0	2.30	.915	9-7-1	-	-	-	-	-	-	-
2012-13	San Jose	NHL	6	308	13	1	2.53	.915	1-4-0	-	-	-	-	-	-	-
NHL TOTALS			44	2262	95	1	2.52	.912	17-16-3	1	40	2	0	3.00	.929	0-0

SHOOTOUT CAREER

Saves: 7

Goals Against: 2

Save %: .714

CAREER HIGHLIGHTS

MOST CONSECUTIVE STARTS:
3 games – 10/8/11-10/8/15*

MOST SHOTS FACED/GAME:
45 – 3/28/10 vs. COL*

MOST SAVES/GAME:
42 – 3/28/10 vs. COL*

MOST SAVES IN A SHUTOUT:
24 – 1/26/13 vs. COL*

CAREER SHUTOUTS:
1 – 1/26/13 vs. COL*

PENALTY SHOTS:
xxx

LONGEST WINNING STREAK:
2 games – 5 times (last 2/2/12-2/13/12*)

LONGEST SHUTOUT STREAK:
143:53 – (1/26/13-2/4/13)*

FIRSTS

FIRST COYOTES GAME:
None

FIRST COYOTES WIN:
None

FIRST COYOTES SHUTOUT:
None

FIRST NHL GAME:
1/13/08 at ANA*

FIRST NHL WIN:
10/25/09 at PHI*

FIRST NHL SHUTOUT:
1/26/13 vs. COL*

*w/SJS

11

Martin Hanzal

PACK FACT

Led all Coyotes forwards in TOI/game (18:32) in 2012-13.

DRAFTED

Phoenix's 1st choice (1st round, 17th overall) in the 2005 Entry Draft

2012-13 HIGHLIGHTS

Ranked sixth on the team in scoring with 11-12-23 in 39 games in his second year as an alternate captain...Led all Coyotes forwards in TOI/game (18:32)...Ranked second on the team in power-play goals (4), second in hits (100), second in takeaways (24) and fifth on the team in shots (93)...Had six multi-point games...Missed nine games with injuries...Recorded two assists at ANA, Apr. 27...Registered a goal and an assist vs. DET, Apr. 4 and vs. COL, Apr. 6...Posted 1-2-3 at NSH, Mar. 28...Scored a PPG vs. DET, Mar. 25...Tallied 2-1-3, including the GWG vs. CBJ, Feb. 16...Posted a four-game point streak (4-1-5) from Feb. 1-7...Scored a PPG vs. CHI, Feb. 7...Scored a goal vs. MIN, Feb. 4...Netted two goals at DAL, Feb. 1...Scored a goal in the home opener on Jan. 20 vs. CHI.

2011-12 HIGHLIGHTS

Recorded 8-26-34 and a career-best plus-12 rating in 64 games in his first season as an alternate captain...Led the team in hits (239) and won 52-percent of his faceoffs...Was third on the team in takeaways (41) and fifth in plus/minus (plus-12)...Posted eight multi-point games...Notched an assist and had a career high seven shots in a 2-0 win vs. SJS, Mar. 29...Recorded 10 hits vs. STL, Mar. 25...Won 18 of 24 faceoffs (75%) vs. CGY, Mar. 1...Collected 0-2-2 at EDM, Feb. 25...Matched a career high for assists (3) vs. LAK, Feb. 21...Won 11 of 14 faceoffs (79%) at LAK, Feb. 16...Netted two goals, including the GWG vs. DET, Feb. 6...Recorded 1-1-2 vs. SJS, Feb. 4...Won 16 of 20 faceoffs (80%) vs. ANA, Jan. 31...Missed 12 games with an injury (12/26-1/18)...Recorded 12 hits vs. NYR, Dec. 17...Collected 0-2-2 vs. EDM, Dec. 15...Won 18 of 24 faceoffs (75%) vs. VAN, Nov. 25...Played in his 300th career game vs. MTL, Nov. 10...Collected 0-2-2 vs. LAK, Oct. 29...Recorded 1-1-2, including the GWG vs. NJD, Oct. 27...Scored two goals at ANA, Oct. 23...**2012 Playoffs:** Posted 3-3-6, two GWGs and a plus-2 rating in 12 playoff games...Second on the team in postseason hits (57) and penalty minutes (29)...Played in four of five games in the WCF against LAK and had a PPG...Recorded 2-2-4 in the WCSF against NSH...Scored the GWG in Game 5 vs. NSH, May 7...Appeared in three games of the WCQF against CHI...Scored the OT GWG in Game 1 of the WCQF vs. CHI, Apr. 12.

2010-11 HIGHLIGHTS

Appeared in 61 games for PHX, recording 16-10-26 and 54 penalty minutes...Registered a career high in goals (16)...Third on the team in GWGs (5) and PPGs (7)...Was second on the team in hits (147)...Led all Coyotes forwards in average TOI/game (19:30)...Won 50-percent of his face-offs...Recorded four multi-point games...Missed 10 games with an injury (3/8-4/6)...Set new career high in goals (12) with a tally vs. WSH, Feb. 14...Scored a goal at LAK, Jan. 20...Collected 0-2-2 at CBJ, Jan. 11...Scored a season-high two goals vs. EDM, Nov. 23...Scored the GWG (both on the PP) in consecutive games at CGY, Nov. 19 and vs. STL, Nov. 13...Won 23 of 31 (74%) of his faceoffs at DET, Nov. 8 and vs. PIT, Nov. 6...Registered 0-2-2 vs. NSH, Nov. 3 (first game back from injury)...Missed six games with an injury (10/18-11/2)...Recorded 100th career NHL point (goal) vs. DET on Oct. 16...**2011 Playoffs:** Posted 1-2-3 and eight penalty minutes in four games in the WCQF vs. DET...Scored his first career Stanley Cup Playoff goal in Game 4 vs. DET, Apr. 20...Had an assist in Game 1 and Game 2 at DET on Apr. 13 and 16.

2009-10 HIGHLIGHTS

Recorded 11-22-33 and 104 penalty minutes in 81 games...Set career highs in games played and penalty minutes...Ranked second on the team with 104 penalty minutes...Tied a career high by scoring his 11th goal of the season in win at FLA, Mar. 18...Scored two goals in win at CAR, Mar. 13...Collected 1-1-2 at MIN, Feb. 11...Recorded 2-2-4 in three-game span from Feb. 8-12...Picked up two assists in win vs. MIN, Jan. 16...Registered a career high five-game point streak (2-3-5) from Dec. 21-29...Tied career high with three assists at TOR, Dec. 16...Collected a goal and an assist in win vs. CHI, Nov. 5...Scored his first goal of the season at CBJ, Oct. 28...Logged a career high 24:26 TOI in 1-0 SO win at SJS, Oct. 12...**2010 Playoffs:** Appeared in all seven playoff games, recording three assists...Notched two assists in Game 3 victory at DET, Apr. 18...Collected an assist in Game 2 vs. DET, Apr. 16, for his first career playoff point.

2008-09 HIGHLIGHTS

Played in 74 games for PHX, recording 11-20-31 and 40 penalty minutes...Set career highs in goals (11), games played (74) and penalty minutes (40)...Led the Coyotes in face-off attempts (1,078), face-off wins (521) and SHGs (2)...Finished with six multi-point games...Registered a four-game point streak (1-3-4) from Mar. 21-30...Collected two assists and was plus-3 at LAK, Feb. 21...Notched two assists at CGY, Jan. 17...Tallied his ninth goal of the season on Dec. 22 at EDM to set new career high...Scored two goals and recorded a plus-3 rating in a win at DAL, Dec. 10...Recorded his first NHL hat trick vs. TOR, Dec. 4, setting a franchise record for fastest hat trick from the start of a game (20:27)...Notched a season-high six shots on goal vs. FLA, Nov. 8...Recorded an assist in season-opening win vs. CBJ, Oct. 11.

2007-08 HIGHLIGHTS

Appeared in 72 games for PHX during his rookie season...Finished with 8-27-35 and 28 penalty minutes...Ranked sixth on the team in points (35) and assists (27)...Also ranked second on the team in face-off wins (470) and tied for fourth in GWGs (3)...Among all NHL rookies, ranked fourth in face-off wins (470), eighth in power-play assists (11) and power-play points (12), tied for eighth in assists (27) and ninth in points (35)...Scored the GWG at DAL, Apr. 4...Recorded his first career OT goal in 5-4 win vs. SJS, Mar. 25...Recorded a season-high four-game assist streak (0-5-5) from Mar. 8 to Mar. 15...Collected two assists vs. VAN, Mar. 13...Missed eight games due to an injury (2/5-2/19)...Finished with a goal and an assist vs. CBJ, Jan. 17...Collected 1-1-2 vs. CHI, Jan. 3...Registered a season-high 20:51 TOI vs. COL, Dec. 31...Tallied a season-high four points on a SHG and three assists at NJD, Dec. 15...Collected two assists at LAK, Dec. 8...Notched a three-game point streak (1-6-7) from Dec. 8 to Dec. 15...Scored his first NHL goal, the GWG and added an assist vs. NSH, Oct. 11...Made his NHL debut and recorded his first NHL point (assist) vs. STL, Oct. 4.



Center

6'6" • 230

Shoots: Left

Born: Feb. 20, 1987
Pisek, Czech Republic

Age: 26

Career vs. NHL

TEAM	GP	G	A	PTS	PIM
ANA	32	4	9	13	20
BOS	5	0	0	0	0
BUF	7	0	2	2	23
CGY	16	1	7	8	8
CAR	4	2	1	3	6
CHI	22	5	3	8	17
COL	20	2	5	7	29
CBJ	19	5	10	15	27
DAL	32	6	6	14	35
DET	21	10	7	17	10
EDM	17	5	6	11	8
FLA	4	2	1	3	4
LAK	26	5	13	18	19
MIN	21	2	5	7	12
MON	4	0	0	0	2
NSH	19	2	8	10	8
NJD	4	2	4	6	6
NYI	4	1	1	2	6
NYR	6	1	0	1	6
OTT	4	0	1	1	2
PHI	6	1	1	2	0
PHX	-	-	-	-	-
PIT	6	0	2	2	6
SJS	34	2	6	8	21
STL	21	1	5	6	14
TBL	5	1	0	1	4
TOR	5	3	4	7	6
VAN	18	0	6	6	14
WSH	4	1	1	2	0
WPG	5	1	1	2	0
TOTALS	391	65	117	182	313



2006-07 HIGHLIGHTS

Appeared in 60 games with Red Deer (WHL)...Recorded 26-59-85 and 94 PIM...Named WHL Eastern Conference Second Team All-Star...Led team in points (85), assists (59), game-winning goals (7), plus/minus (plus-13) and ranked third in goals (26) and tied for fifth in penalty minutes (94)...Led all WHL rookies in scoring and ranked tied for fifth overall...Ranked tied for fourth in the league and first among rookies in game-winning goals...Had a 10-game point streak (6-11-17) from Oct. 7 to Nov. 1...Led Red Deer in playoff scoring with 2-7-9 in six games while adding 19 penalty minutes...Scored a goal in each of last three games of regular season...Collected four assists at Lethbridge, Mar. 11...Registered five points with a goal and four assists vs. Regina, Dec. 9...Compiled nine-game point streak from Nov. 10-Dec. 1 while recording 3-10-13...Posted a goal and four assists at Spokane, Nov. 25...Compiled 10-game point streak from Oct. 7-Nov. 1, collecting 6-11-17...Registered 7-13-20 in 11 games during month of October...Posted four points with goal and three assists at Regina, Oct. 1.

2005-06 HIGHLIGHTS

Played in 19 games for Ceske Budejovice in the Czech league...Recorded an assist and 10 penalty minutes...Scored two goals in five games with Mlada Boleslav (Czech-2)...Notched 3-5-8 and 20 PIM in seven games with Ceske Budejovice (Czech Jr.)...Made his North American hockey debut, playing 19 games with Omaha of the USHL...Finished with 4-15-19 and 30 PIM...Added a goal in five playoff games.

2004-05 HIGHLIGHTS

Played in 37 games with Ceske Budejovice (Czech-Jr.), recording 22-22-44 and 80 PIM...Had 1-2-3 in two playoff games...Appeared in 15 contests for Ceske Budejovice (Czech-2)...Had a goal and two assists...Went scoreless in six postseason games.

2003-04 HIGHLIGHTS

Played two games with the Ceske Budejovice Under-17 team, recording a pair of assists...Also scored a goal while appearing in two playoff games...Played in 53 games for Ceske Budejovice Jr...Finished with 15-7-22 and 32 PIM.

2002-03 HIGHLIGHTS

Spent the season with Ceske Budejovice Under-17...Recorded 24-30-54 and 28 PIM in 47 games...Had 1-3-4 and 25 PIM in seven playoff games.

INTERNATIONAL CAREER

2013: Played in eight games and registered 1-3-4 with the Czech Republic at the IIHF World Championship in Stockholm, Sweden and Helsinki, Finland...**2008:** Collected three assists in six games for the Czech Republic at the IIHF World Championship in Halifax and Quebec City...**2007:** Represented Czech Republic at the IIHF World Junior Championship in Sweden...Finished with 2-1-3 in six games...**2006:** Registered two assists in six games for Czech Republic at IIHF World Junior Championship in British Columbia...**2005:** Posted 4-3-2 and was a plus-7 in seven games at IIHF U-18 World Championship in the Czech Republic...Was named to the tournament All-Star Team.

PERSONAL

Being drafted is his most memorable hockey moment...Hobbies include golf, fishing, soccer and tennis...Favorite actor is Ashton Kutcher and his favorite movie is "Never Back Down"...Favorite TV show is "Entourage"...Likes Czech food...Favorite vacation spot is Spain...Enjoys playing poker...Works with the Boys & Girls Club...Martin and his wife, Lenka, have a son Martin Jr. and reside in Scottsdale.

CAREER RECORD

CAREER RECORD			REGULAR SEASON									PLAYOFFS					
SEASON	TEAM	LEAGUE	GP	G	A	PTS	PP	SH	GW	+/-	PIM	GP	G	A	PTS	PIM	
2002-03	C. Budejovice U-18	Czech U18	47	24	30	54	-	-	-	-	28	7	1	3	4	25	
2003-04	C. Budejovice U-18	Czech U18	2	0	2	2	-	-	-	1	2	2	1	0	1	4	
	C. Budejovice U-20	Czech U20	53	15	7	22	-	-	-	4	32	-	-	-	-	-	
2004-05	C. Budejovice U-20	Czech U20	37	22	22	44	-	-	-	7	80	2	1	2	3	2	
	C. Budejovice	Czech-2	15	1	2	3	-	-	-	8	2	6	0	0	0	6	
2005-06	C. Budejovice	Czech	7	3	5	8	-	-	-	2	20	-	-	-	-	-	
	C. Budejovice U-20	Czech U20	19	0	1	1	-	-	-	-3	10	-	-	-	-	-	
	Mlada Boleslav	Czech-2	5	2	0	2	-	-	-	-	0	-	-	-	-	-	
	Omaha	USHL	19	4	15	19	-	-	-	12	30	5	1	0	1	4	
2006-07	Red Deer	WHL	60	26	59	85	-	-	-	13	94	6	2	7	9	19	
2007-08	Phoenix	NHL	72	8	27	35	1	1	3	-7	28	-	-	-	-	-	
2008-09	Phoenix	NHL	74	11	20	31	0	2	2	-4	40	-	-	-	-	-	
2009-10	Phoenix	NHL	81	11	22	33	2	0	0	0	104	7	0	3	3	10	
2010-11	Phoenix	NHL	61	16	10	26	7	0	5	4	54	4	1	2	3	8	
2011-12	Phoenix	NHL	64	8	26	34	3	0	2	12	63	12	3	3	6	29	
2012-13	C. Budejovice	Czech	18	8	11	19	-	-	-	3	73	-	-	-	-	-	
	Phoenix	NHL	39	11	12	23	4	0	2	2	24	-	-	-	-	-	
FRANCHISE AND NHL TOTALS			391	65	117	182	17	3	14	7	313	23	4	8	12	47	

2012-13 REAL TIME STATS

Hits: 100

Shots: 93

Takeaways: 24

CAREER HIGHLIGHTS

MOST GOALS/GAME:

3 – 12/4/08 vs. TOR

MOST ASSISTS/GAME:

3 – 3 times (last 2/21/12 vs. LAK)

MOST POINTS/GAME:

4 – 12/15/07 at NJD

MOST PIM/GAME

19 – 10/8/09 at BUF

MOST SHOTS/GAME:

8 – 3/4/13 vs. ANA

LONGEST GOAL STREAK:

2 – 11 times (last 2/4/12-2/6/12)

LONGEST ASSIST STREAK:

4 games (4/4/13 – 4/6/13)

LONGEST POINT STREAK:

5 games (12/21/09-12/29/09)

CAREER HAT TRICKS:

1 – 12/4/08 vs. TOR

MULTIPLE POINT GAMES:

31 (last 4/27/13 at ANA)

FIRSTS

FIRST COYOTES GAME:

10/4/07 vs. STL

FIRST COYOTES GOAL:

10/11/07 at NSH

FIRST COYOTES ASSIST:

10/4/07 vs. STL

FIRST NHL GAME:

10/4/07 vs. STL

FIRST NHL GOAL:

10/11/07 at NSH

FIRST NHL ASSIST:

10/4/07 vs. STL

34


Left Wing
5'10" • 175
Shoots: Left
**Born: Apr. 30, 1986,
Buffalo, New York**
Age: 27

Career vs. NHL

TEAM	GP	G	A	PTS	PIM
ANA	0	0	0	0	0
BOS	7	1	0	1	10
BUF	3	0	0	0	2
CGY	2	0	0	0	0
CAR	5	1	1	2	0
CHI	4	1	1	2	0
COL	3	0	1	1	0
CBJ	0	0	0	0	0
DAL	3	0	0	0	0
DET	3	0	0	0	2
EDM	1	0	0	0	2
FLA	4	1	1	2	2
LAK	3	0	0	0	0
MIN	1	0	0	0	0
MTL	8	2	0	2	6
NSH	3	0	1	1	2
NJD	5	1	1	2	0
NYI	6	1	0	1	2
NYR	8	0	0	0	2
OTT	9	0	1	1	6
PHI	4	0	1	1	2
PHX	2	0	0	0	0
PIT	5	1	1	2	4
SJS	3	0	0	0	2
STL	4	1	2	3	2
TBL	8	0	2	2	0
TOR	7	2	2	4	4
VAN	2	0	1	1	0
WSH	7	0	1	1	2
WPG	5	1	1	2	4
TOTALS	125	13	18	31	56

Tim Kennedy

ACQUIRED:

Signed as a free agent, July 11, 2013

DRAFTED

Washington's 6th choice (6th round, 181st overall) in the 2005 Entry Draft

2012-13 HIGHLIGHTS

Played in 13 games with SJS recording 2-0-2...Had 22 hits and one game-winning goal...Posted 13-24-37 and 14 penalty minutes in 37 games with Worcester (AHL)...His 24 assists ranked second on the team and his plus-8 rating also ranked second...Scored the GWG at STL, Feb. 19...Notched a goal at CHI, Feb. 15...Made his season debut on Feb. 12 at NSH...**2013 Playoffs:** Appeared in three Stanley Cup Playoff games...Played in one game of the WCQF against VAN and two games of the WCSF against LAK.

2011-12 HIGHLIGHTS

Skated in 27 games for FLA posting 1-1-2 in 27 games...Played in 53 AHL games with San Antonio and Worcester recording 13-27-40 and 44 penalty minutes...His 21 assists with Worcester ranked third best on the team...Added 13 power-play points (5-8-13)...Acquired by San Jose from Florida in exchange for Sean Sullivan on Jan. 26...Scored a goal vs. NYI, Oct. 22...Made his season debut with Florida on Oct. 20 vs. BUF.

2010-11 HIGHLIGHTS

Played six games with the Panthers and recorded 0-1-1...Posted 12-30-42 and 44 PIM in 53 games with Hartford (AHL) and 0-7-7 and eight PIM in 14 games with Rochester (AHL)...Made his Panthers debut on Mar. 8 vs. CHI...Traded to Florida along with a 2011 3rd round draft pick from the New York Rangers in exchange for defenseman Bryan McCabe on Feb. 26...Played in 100th AHL game on Dec. 21 at Manchester...Tallied 11 points (1-10-11) in 12 games in the month of November with Hartford.

2009-2010 HIGHLIGHTS

Played in a career-high 78 games, posting 10-16-26, 50 PIM and 98 shots with BUF...Had a four-game point streak (2-2-4) from Mar. 26-31...Scored a goal at CAR, Mar. 21...Collected 1-1-2 at ATL, Mar. 16...Scored a goal at PIT, Mar. 6...Had a goal vs. TOR, Jan. 8...Notched a pair of assists at STL, Dec. 27...Scored a goal at MTL, Dec. 14...Had a three-game point streak (2-1-3) from Nov. 28-Dec.3...Scored first career goal on Oct. 28 at New Jersey...Notched his first career NHL point (assist) on Oct. 10 at Nashville...**2010 Playoffs:** Played in all six of Buffalo's playoff games...Posted three points (1-2-3) and four PIM...Scored his first career NHL playoff goal on Apr. 21 in Game 4 of the ECQF at BOS...Record his first career playoff point (assist) on Apr. 15 vs. BOS in Game 1 of the ECQF.

2008-2009 HIGHLIGHTS

Made NHL debut for BUF on Dec. 27 vs. NYI...Recorded 18-49-67 and 51 PIM in 73 games with Portland (AHL)...Tied for the team lead in points and ranked first in assists.

2007-2008 HIGHLIGHTS

Finished his career at Michigan State (CCHA) with 42-63-105 in 113 games...Recorded 20-23-43 in 42 games in his junior season to lead the Spartans in scoring...Tied for team lead in goals and assists...Second on the team in power-play goals (9)...Named CCHA Second Team All-Star.

2006-07 HIGHLIGHTS

Helped lead Michigan State to 2007 NCAA National Championship with two points (1-1-2) in a 3-1 victory over Boston College...Named to NCAA Championship All-Tournament team...Led the Spartans in scoring with 18-25-43 in 42 games as a sophomore...Led the team in power-play goals (10).

2005-06 HIGHLIGHTS

Recorded 4-15-19 in 29 games as a rookie with Michigan State.

2004-05 HIGHLIGHTS

Notched 30-31-61, 112 PIM and a plus-26 rating in 54 games with Sioux City (USHL)...Added 6-11-17 and 18 PIM in 13 playoff games.

2003-04 HIGHLIGHTS

Recorded 9-10-19 and 42 PIM in 56 games with Sioux City...Had 2-2-4 in seven playoff games.

INTERNATIONAL CAREER

2010: Played in six games and recorded 1-0-1 for Team USA at the IIHF World Championship in Germany.

PERSONAL

Nickname is "TK"...Tim's wife's name is Janelle...Hockey idols are Steve Yzerman and Pat Lafontaine...Lists steak as his favorite food and Tragically Hip as his favorite band...Enjoys playing golf...Favorite hockey moment was his first NHL game in his hometown of Buffalo.

PACK FACT

Has appeared in 125 career NHL games with San Jose, Florida and Buffalo.



CAREER RECORD

SEASON	TEAM	LEAGUE	GP	REGULAR SEASON								PLAYOFFS				
				G	A	PTS	PP	SH	GW	+/-	PIM	GP	G	A	PTS	PIM
2003-04	Sioux City	USHL	56	9	10	19	0	0	2	13	42	7	2	2	4	6
2004-05	Sioux City	USHL	54	30	31	61	7	3	7	26	112	13	6	11	17	18
2005-06	Michigan State	CCHA	29	4	15	19	0	0	2	5	31	-	-	-	-	-
2006-07	Michigan State	CCHA	42	18	25	43	10	1	4	2	49	-	-	-	-	-
2007-08	Michigan State	CCHA	42	20	23	43	9	3	5	15	50	-	-	-	-	-
2008-09	Portland	AHL	73	18	49	67	6	0	2	-2	51	5	0	1	1	2
	Buffalo	NHL	1	0	0	0	0	0	0	0	0	-	-	-	-	-
2009-10	Buffalo	NHL	78	10	16	26	1	0	3	-3	50	6	1	2	3	4
2010-11	Connecticut	AHL	53	12	30	42	6	0	3	3	44	-	-	-	-	-
	Rochester	AHL	14	0	7	7	0	0	0	3	8	-	-	-	-	-
	Florida	NHL	6	0	1	1	0	0	0	0	0	-	-	-	-	-
2011-12	San Antonio	AHL	18	3	6	9	2	0	0	-2	18	-	-	-	-	-
	Florida	NHL	27	1	1	2	0	0	1	-11	4	-	-	-	-	-
	Worcester	AHL	35	10	21	31	5	0	1	-6	26	-	-	-	-	-
2012-13	Worcester	AHL	37	13	24	37	5	0	1	8	14	-	-	-	-	-
	San Jose	NHL	13	2	0	2	0	0	1	-3	2	3	0	0	0	2
NHL TOTALS			125	13	18	31	1	0	5	-17	56	9	1	2	3	6

2012-13 REAL TIME STATS

Shots: 24

Hits: 22

Takeaways: 9

CAREER HIGHLIGHTS

MOST GOALS/GAME:

1 – 13 times (last 2/19/13 at STL)^

MOST ASSISTS/GAME:

2 – 10/27/09 at STL*

MOST POINTS/GAME:

2 – 2 times (last 3/16/10 at ATL)*

MOST PIM/GAME:

10 – 11/7/09 at BOS*

MOST SHOTS/GAME:

6 – 3/6/13 at CGY^

LONGEST GOAL STREAK:

2 – 3 times (last 2/15/13 – 2/19/13)^

LONGEST ASSIST STREAK:

2 – 3 times (last 3/26/10 – 3/27/10)*

LONGEST POINT STREAK:

4 – 3/26/10 – 3/31/10*

CAREER HAT TRICKS:

None

MULTIPLE POINT GAMES:

2 – 2 times (last 3/16/10 at ATL)*

FIRSTS

FIRST COYOTES GAME:

None

FIRST COYOTES GOAL:

None

FIRST COYOTES ASSIST:

None

FIRST NHL GAME:

12/12/08 vs. NYI*

FIRST NHL GOAL:

10/28/09 at NJD*

FIRST NHL ASSIST:

10/10/09 at NSH

*w/BUF, ^w/SJS

16



Defense

6'3" • 215

Shoots: Left

Born: Mar. 21, 1982
Novy Jicin, Czech
Republic

Age: 31

Career vs. NHL

TEAM	GP	G	A	PTS	PIM
ANA	35	3	4	7	22
BOS	6	0	2	2	0
BUF	10	1	6	7	4
CGY	32	4	8	12	39
CAR	6	2	1	3	4
CHI	43	5	11	16	48
COL	34	2	2	4	25
CBJ	5	0	1	1	2
DAL	29	1	6	7	45
DET	48	3	6	9	34
EDM	29	2	4	6	30
FLA	8	0	1	1	6
LAK	39	1	4	5	30
MIN	26	5	3	8	20
MON	9	0	0	0	8
NSH	46	2	17	19	37
NJD	6	1	1	2	2
NYI	5	0	1	1	6
NYR	11	0	3	3	14
OTT	7	0	1	1	12
PHI	8	0	0	0	13
PHX	27	3	3	6	34
PIT	10	1	2	3	17
SJS	43	2	4	6	36
STL	47	4	9	13	62
TBL	9	1	0	1	4
TOR	7	0	1	1	4
VAN	32	4	3	7	32
WSH	8	0	3	3	4
WPG	9	0	1	1	2
TOTALS	634	47	108	155	596

Rostislav Klesla

PACK FACT

Registered a career-high four assists at Nashville, March 28, 2013.

ACQUIRED

From Columbus for Scottie Upshall and Sami Lepisto, Mar. 28, 2011

DRAFTED

Columbus' 1st choice (1st round, 4th overall) in the 2000 NHL Entry Draft

2012-13 HIGHLIGHTS

Posted 2-6-8 and 22 PIM in 38 games...Ranked fourth on the team in blocked shots (60) and shorthanded TOI/game (2:20)... Scored a goal at CHI, Apr. 20...Collected a career-high four assists at NSH, Mar. 28...Recorded an assist vs. LAK, Mar. 12... Scored his first goal of the season vs. MIN, Feb. 28...Skated in a season-high 24:33 TOI vs. CGY Feb. 18...Registered an assist vs. CBJ, Feb. 16...Played in his 600th career NHL game at COL, Feb. 11...Missed eight games with an injury (1/23-2/4).

2011-12 HIGHLIGHTS

Recorded 3-10-13 and 54 penalty minutes in 65 games...Led the team in blocked shots (150) and ranked fourth on the team in plus/minus (plus-13)...Ranked fifth on the team in TOI/game (19:21) and second in shorthanded TOI/game (2:45)...His 112 hits were second most on the team for defensemen...Blocked seven shots at SJS, Mar. 24...Scored a goal at VAN, Mar. 14... Collected his 100th career NHL assist at DAL, Feb. 7...Netted a goal vs. COL, Jan. 16...Scored a goal and blocked six shots at CAR, Dec. 21...Blocked five shots vs. MTL, Nov. 10...Had an assist vs. LAK, Oct. 29 and at COL, Nov. 2...Collected his first assist with PHX and had a plus-4 rating at NSH, Oct. 13...**2012 Playoffs:** Tied for fourth on the team in playoff scoring with 2-6-8 in 15 games...His six assists were tied for second best on the team...Third on the team in playoff blocked shots (27)... Had one assist in five games against LAK in the WCF...Recorded 1-2-3 in five games of the WCSF against NSH...Registered 1-1-2 in Game 1 vs. NSH, Apr. 27...Registered 1-3-4 in six games of the WCQF against CHI...Scored his first career postseason goal, while collecting his first career multi-point playoff game (1-2-3) in Game 3 at CHI, Apr. 17.

2010-11 HIGHLIGHTS

Began the season in Columbus and recorded 3-7-10 in 45 games before being traded to the Coyotes on Feb. 28...Recorded 1-0-1 in 16 games with PHX...Finished second on the team in blocked shots (131)...Scored a goal in his first game with PHX Mar. 1 vs. DAL...Missed 13 games with an injury (1/25-2/28)...Recorded a goal vs. PHX, Jan. 11...Netted a goal vs. CGY, Dec. 21...Scored a goal at LAK, Nov. 17...**2011 Playoffs:** Appeared in all four games of the WCQF vs. DET and recorded seven penalty minutes.

2009-10 HIGHLIGHTS

Tallied 2-6-8 and 26 penalty minutes in 26 games with CBJ...Played 20-plus minutes in 14 of 26 games...Suffered a season-ending injury vs. STL, Nov. 30...Skated in a season-high 26:29 TOI and added an assist vs. CGY, Nov. 28...Had a game-high four blocked shots Oct. 20 at CGY...Had a game-high six blocked shots vs. CGY, Oct. 13...Notched an assist and was a plus-2 in 22:13 of action at PHX, Oct. 10...Opened the season with points in back-to-back games (2-1-3)...Recorded the game-winning goal in the season opener vs. MIN, Oct. 3.

2008-09 HIGHLIGHTS

Notched 1-8-9, 38 penalty minutes and was a plus-2 in 34 games with CBJ...Missed 48 games with injuries...Played in 100 consecutive games Mar. 27, 2007-Nov. 1, 2008...Tallied his first goal of the season at MIN, Oct. 25...**2009 Playoffs:** Registered his first career playoff point (assist) in Game 4 of the WCQF vs. DET, Apr. 23...Made his Stanley Cup playoff debut in Game 1 of the WCQF at DET, Apr. 16.

2007-08 HIGHLIGHTS

Collected 6-12-18 with 60 penalty minutes and was a plus-7 in 82 games with CBJ...Was one of two Blue Jackets to play in all 82 games (Nikolai Zherdev)...Set career highs in plus/minus (plus-7), power-play goals (3) and TOI/game (23:12)...Tied a career high with one GWG...Led the club in TOI/game and logged 20-plus minutes in 78 of 82 games...Ranked second on the club in plus/minus and was tied for fourth in power-play goals (3)...Was second among Blue Jackets' defensemen in goals, points, plus/minus rating, power-play goals and shots (130)...Played in a Blue Jackets' season-high (OT game) 31:45 of action at CHI, Mar. 30...Became the second player to play in 400 games as a Blue Jacket (David Vyborny) on vs. DET, Mar. 16...Tied a Blue Jackets' franchise record when he was a plus-4 vs. TBL, Mar. 9...Collected the 100th point of his NHL career with a goal at PHX, Jan. 17.

2006-07 HIGHLIGHTS

Collected 9-13-22 and 105 penalty minutes in 75 games with CBJ...Led team defensemen in goals...Set career highs in goals and points...Was fourth on the team in penalty minutes and fifth in shots (159)...Played the 300th game of his NHL career at VAN, Jan. 30...Netted his first career multi-goal game with 2-0-2 at STL, Nov. 9.

2005-06 HIGHLIGHTS

Tallied 6-13-19 and 75 penalty minutes in 51 games with CBJ...Ranked fourth on the club in ice time per game (21:26)... Missed 32 games due to injury.

2004-05 HIGHLIGHTS

Had 7-17-24, 136 penalty minutes and was a plus-3 in 41 games with HC Vsetin (Czech)...Tallied 1-2-3 with 12 penalty minutes in nine games with Hameenlinna (Finland).

2003-04 HIGHLIGHTS

Had 2-11-13 and 27 penalty minutes in 47 games with CBJ...Finished third among club defensemen in goals, assists and points...Played the 200th game of his NHL career at NSH, Mar. 27...Notched the first game-winning goal of his NHL career at TBL, Jan. 2.

2002-03 HIGHLIGHTS

Had 2-14-16 and 71 penalty minutes in 72 games with CBJ...Named to the Topps/NHL YoungStars Game for the second consecutive season and played in the contest for the first time...Second among team defensemen in assists and third in points...Recorded first multi-point game of his NHL career with 0-2-2 vs. BUF, Nov. 3.



2001-02 HIGHLIGHTS

Had 8-8-16 and 74 penalty minutes in 75 games with CBJ during his rookie season...Named to the NHL All-Rookie Team...Selected to play in the Topps/NHL YoungStars Game, but was unable to play due to an injury...Led all NHL rookie defensemen in goals...Was second on the team in plus/minus rating among players with at least 50 games...Ranked tied for fourth in the NHL and led all rookies in blocked shots (175)...Missed seven games Jan. 26-Feb. 9 with an injury...Tallied his first career NHL assist at CHI, Oct. 14.

2000-01 HIGHLIGHTS

Registered 2-0-2 and six penalty minutes in eight games with CBJ...Scored the first goal of his NHL career in the Blue Jackets first-ever win Oct. 12 at CGY...Recorded 18-36-54 with 59 penalty minutes and was a plus-22 in 45 games with Brampton (OHL)...Ranked second on the Battalion in points per game (1.20)...Added 2-9-11 with 26 penalty minutes in nine playoff games...Led the Battalion in assists and tied for second in points...Was named the top NHL prospect by The Hockey News for the 2000-01 campaign.

1999-00 HIGHLIGHTS

Recorded 16-29-45 with 174 penalty minutes and was a plus-3 in 67 games with Brampton (OHL)...Named to the OHL's and the Canadian Hockey League's All-Rookie Teams...Won the CHL's Top Prospect Award...Ranked 10th among all OHL defensemen in scoring and second among first-year OHL blueliners...Set Brampton franchise records for goals, assists and points by a defenseman and penalty minutes...Selected to play in the OHL All-Star game...Ranked fourth on his team in scoring...Ranked second on the Central Scouting Service mid-term and final rankings...Participated in the NHL/CHL Top Prospects game, and scored a goal for Team Orr...Finished second in the hardest shot contest at the CHL Top Prospects Skills Competition...Finished third in the OHL's Western Conference Coaches' Poll for Best Bodychecker.

1998-99 HIGHLIGHTS

Recorded 4-12-16 with 100 penalty minutes in 54 games with Sioux City (USHL).

INTERNATIONAL CAREER

2007: Scored a goal and had eight penalty minutes in four games with the Czech Republic at the IIHF World Championship in Russia...Notched 1-0-1 with eight penalty minutes in four games for Team Czech Republic at the IIHF World Championship...**2002:** Recorded 1-2-3 in seven games for the Czech Republic at the IIHF World Championship in Sweden...**2001:** Helped the Czech Republic capture the gold medal at the IIHF World Junior Championship in Russia...Tallied 3-4-7 in seven games to lead all defensemen in scoring and was named the tournament's Top Defenseman.

PERSONAL

Rusty and his wife Kristyna, have a son Rostislav...Favorite movies are "Braveheart", "Dumb & Dumber" and "Billy Madison"...Lists "Married with Children" as his favorite TV show...His favorite vacations spots are Italy and Switzerland...Enjoys listening to U2, 50 Cent and Czech music...Lists Mario Lemieux as his hockey idol growing up...Enjoys traveling and sports.

CAREER RECORD

SEASON	TEAM	LEAGUE	GP	REGULAR SEASON								PLAYOFFS				
				G	A	PTS	PP	SH	GW	+/-	PIM	GP	G	A	PTS	PIM
1997-98	HC Opava	Czech	46	13	16	29	-	-	-	-	87	-	-	-	-	-
1998-99	Sioux City	USHL	54	4	12	16	-	-	-	-	100	-	-	-	-	-
1999-00	Brampton	OHL	67	16	29	45	-	-	-	3	174	6	1	1	2	21
2000-01	Columbus	NHL	8	2	0	2	0	0	0	-1	6	-	-	-	-	-
	Brampton	OHL	45	18	36	54	-	-	-	22	59	9	2	9	11	26
2001-02	Columbus	NHL	75	8	8	16	1	0	0	-6	74	-	-	-	-	-
2002-03	Columbus	NHL	72	2	14	16	0	0	0	-22	71	-	-	-	-	-
2003-04	Columbus	NHL	47	2	11	13	0	0	1	-16	27	-	-	-	-	-
2004-05	HC Vestin	Czech	41	7	17	24	-	-	-	3	136	-	-	-	-	-
	Hameenlinna	Sm-liiga	9	1	2	3	-	-	-	-	12	9	0	2	2	4
2005-06	Columbus	NHL	51	6	13	19	2	0	1	-4	75	-	-	-	-	-
2006-07	Columbus	NHL	75	9	13	22	2	0	0	-13	105	-	-	-	-	-
2007-08	Columbus	NHL	82	6	12	18	3	0	1	7	60	-	-	-	-	-
2008-09	Columbus	NHL	34	1	8	9	0	0	0	2	38	4	0	1	1	0
2009-10	Columbus	NHL	26	2	6	8	0	0	1	-7	26	-	-	-	-	-
2010-11	Columbus	NHL	45	3	7	10	0	0	0	10	26	-	-	-	-	-
	Phoenix	NHL	16	1	0	1	0	0	0	-6	12	4	0	0	0	7
2011-12	Phoenix	NHL	65	3	10	13	0	0	0	13	54	15	2	6	8	4
2012-13	HC Trinec	Czech	18	0	1	1	0	0	0	7	30	-	-	-	-	-
	Phoenix	NHL	38	2	6	8	0	0	0	0	22	-	-	-	-	-
FRANCHISE TOTALS			119	6	16	22	0	0	0	7	66	19	2	6	8	11
NHL TOTALS			634	47	108	155	8	0	4	-43	596	23	2	7	9	11

2012-13 REAL TIME STATS

Blocks: 60

Hits: 40

Shots: 44

CAREER HIGHLIGHTS

MOST GOALS/GAME:

2 – 2 times (last 1/5/07 at ANA)*

MOST ASSISTS/GAME:

4 – 3/28/13 at NSH+

MOST POINTS/GAME:

4 – 3/28/13 at NSH+

MOST PIM/GAME

15 – 11/9/05 vs. STL*

MOST SHOTS/GAME:

7 – 4/7/07 vs. ANA*

LONGEST GOAL STREAK:

2 – 10/3/09-10/5/09*

LONGEST ASSIST STREAK:

2 – 11 times (last 2/7/12 – 2/9/12)+

LONGEST POINT STREAK:

3 games (10/14/01 – 10/19/01)*

CAREER HAT TRICKS:

None

MULTIPLE POINT GAMES:

16 (last 3/28/13 at NSH)+

FIRSTS

FIRST COYOTES GAME:

3/1/11 vs. DAL

FIRST COYOTES GOAL:

3/1/11 vs. DAL

FIRST COYOTES ASSIST:

10/13/11 at NSH

FIRST NHL GAME:

10/7/00 vs. CHI*

FIRST NHL GOAL:

10/12/00 at CGY*

FIRST NHL ASSIST:

10/14/01 at CHI*

*w/CBJ, +w/PHX

36


Left Wing
6'3" • 220
Shoots: Left
**Born: Aug. 12, 1986,
Lethbridge, Alberta**
Age: 27
Career vs. NHL

TEAM	GP	G	A	PTS	PIM
ANA	1	0	0	0	0
BOS	1	0	0	0	0
BUF	1	0	0	0	0
CGY	1	0	0	0	0
CAR	0	0	0	0	0
CHI	1	0	1	1	0
COL	2	1	0	1	0
CBJ	1	0	0	0	0
DAL	2	1	0	1	2
DET	3	1	0	1	2
EDM	1	0	1	1	0
FLA	1	0	0	0	0
LAK	3	1	1	2	0
MIN	1	1	1	2	0
MON	3	0	0	0	0
NSH	1	0	1	1	0
NJD	2	0	0	0	0
NYI	1	0	0	0	0
NYR	1	0	1	1	0
OTT	0	0	0	0	0
PHI	1	0	1	1	0
PHX	0	0	0	0	0
PIT	1	0	0	0	2
SJS	2	0	1	1	4
STL	2	0	0	0	0
TBL	1	0	0	0	0
TOR	1	0	0	0	0
VAN	2	0	0	0	2
WSH	0	0	0	0	0
WPG	1	0	0	0	0
TOTALS	38	5	8	13	12

Rob Klinkhammer

ACQUIRED

Signed as a free agent, July 13, 2012

DRAFTED

Not Drafted

2012-13 HIGHLIGHTS

Recorded 5-6-11 in 22 games in his first year with the Coyotes...His plus-7 rating ranked second best on the team... Ranked second on the team in shot percentage (14.7%) and had 65 hits... Recorded 14-30-44 and 36 PIM in 53 games with Portland (AHL)...At the time of his recall he ranked 10th in the AHL in points...Scored a goal vs. COL, Apr. 26... Had a five-game point streak (2-4-6) from Mar. 25-Apr. 2...Collected 1-1-2 at MIN, Mar. 24...Scored a goal vs. DET, Mar. 25...Scored a goal vs. LAK, Mar. 12...Scored his 1st career NHL goal vs. DAL, Mar. 9...Recalled from Portland (AHL) on Mar. 8.

2011-12 HIGHLIGHTS

Appeared in 15 games with Ottawa and posted 0-2-2...Recorded his first NHL point (assist) vs. NYR, Mar. 8...Traded by Chicago to Ottawa in exchange for a 2013 seventh-round draft pick on Dec. 2...Recorded 12-23-35 in 30 games with Binghamton (AHL) and 2-4-6 in 18 games with Rockford (AHL).

2010-11 HIGHLIGHTS

Appeared in one game for CHI making his NHL debut Dec. 8 vs. DAL...Recorded 17-29-46 in 76 games with Rockford to rank third on the team in scoring...His plus-14 rating led the IceHogs...Had 63 penalty minutes...Tied for third on the team with three game-winning goals.

2009-10 HIGHLIGHTS

Recorded 10-14-24 and 38 penalty minutes in 72 games with Rockford...Had 1-1-2 and seven penalty minutes in four playoff games.

2008-09 HIGHLIGHTS

Posted 15-18-33 and 32 penalty minutes with Rockford...Had a plus-14 rating...Recorded 0-1-1 in four playoff games.

2007-08 HIGHLIGHTS

In 66 games with Norfolk (AHL), he recorded 12-12-24 and 41 penalty minutes.

2006-07 HIGHLIGHTS

Split the season between Portland, Brandon and Seattle in the WHL...Had 23-19-42 and 70 penalty minutes with the Winter Hawks and 10-21-31 and 29 penalty minutes in 28 games with the Wheat Kings...Appeared in one game for Seattle...Added 4-4-8 in 11 playoff games with Brandon.

2005-06 HIGHLIGHTS

Split the season between Seattle and Lethbridge in the WHL...Played in 32 games with the Thunderbirds and recorded 3-5-8 and 37 penalty minutes...Posted 5-7-12 and 15 penalty minutes in 35 games with the Hurricanes...Added one assist in seven postseason games with Seattle.

2004-05 HIGHLIGHTS

In 72 games with Lethbridge, he recorded 14-12-26 and 81 penalty minutes...Posted 0-1-1 in five postseason games.

2003-04 HIGHLIGHTS

Recorded 2-3-5 and 12 penalty minutes in 25 games with Lethbridge.

PERSONAL

Nickname is "Klink"...His favorite player growing up was Steve Yzerman...Lists Lethbridge, Alberta as his favorite vacation spot...Other favorites include: "Legends of the Fall" (movie) and George Strait (musician)...Enjoys spending time at the lake.

PACK FACT

Set career highs in games played (22), goals (5), assists (6) and points (11) in 2012-13.



CAREER RECORD

SEASON	TEAM	LEAGUE	GP	REGULAR SEASON								PLAYOFFS				
				G	A	PTS	PP	SH	GW	+/-	PIM	GP	G	A	PTS	PIM
2003-04	Lethbridge	WHL	25	2	3	5	0	0	0	-2	12	-	-	-	-	-
2004-05	Lethbridge	WHL	72	14	12	20	3	1	1	+8	81	5	0	1	1	4
2005-06	Lethbridge	WHL	35	5	7	12	1	0	1	-4	15	-	-	-	-	-
2006-07	Seattle	WHL	32	3	5	8	0	0	0	-6	37	7	0	2	2	0
	Seattle	WHL	1	0	0	0	0	0	0	-1	9	-	-	-	-	-
	Portland	WHL	37	23	19	42	14	2	4	-15	70	-	-	-	-	-
2007-08	Brandon	WHL	28	10	21	31	5	1	3	11	29	11	4	4	8	-
	Norfolk	AHL	66	12	12	24	0	0	2	-7	41	-	-	-	-	-
2008-09	Rockford	AHL	76	15	18	33	0	0	1	14	32	4	0	1	1	0
2009-10	Rockford	AHL	72	10	13	23	1	0	0	-5	38	4	1	1	2	7
2010-11	Rockford	AHL	76	17	29	46	0	2	3	14	63	-	-	-	-	-
	Chicago	NHL	1	0	0	0	0	0	0	1	0	-	-	-	-	-
2011-12	Rockford	AHL	18	2	4	6	2	0	0	-4	6	-	-	-	-	-
	Binghamton	AHL	35	12	23	35	3	0	2	-5	30	-	-	-	-	-
	Ottawa	NHL	15	0	2	2	0	0	0	0	2	-	-	-	-	-
2012-13	Phoenix	NHL	22	5	6	11	1	0	1	7	10	-	-	-	-	-
	Portland	AHL	53	14	30	44	2	1	0	18	36	-	-	-	-	-
FRANCHISE TOTALS			22	5	6	11	1	0	1	7	10	-	-	-	-	-
NHL TOTALS			38	5	8	13	1	0	1	8	12	-	-	-	-	-

2012-13 REAL TIME STATS

Hits: 65

Shots: 34

Shot Percentage: 14.7%

CAREER HIGHLIGHTS

MOST GOALS/GAME:

1 – 5 times (last 4/26/13 vs. COL)+

MOST ASSISTS/GAME:

1 – 8 times (last 4/20/13 vs. CGY+)

MOST POINTS/GAME:

2 – 3/27/13 at MIN+

MOST PIM/GAME:

4 – 3/30/13 at SJS+

MOST SHOTS/GAME:

4 – 2 times (last 4/26/13 vs. COL)+

LONGEST GOAL STREAK:

2 games – 2 times (last 3/25/13 – 3/27/13)+

LONGEST ASSIST STREAK:

4 games – 3/27/13 – 4/2/13+

LONGEST POINT STREAK:

5 games – 3/25/13 – 4/2/13+

CAREER HAT TRICKS:

None

MULTIPLE POINT GAMES:

1 3/27/13 at MIN+

FIRSTS

FIRST COYOTES GAME:

3/9/13 vs. DAL

FIRST COYOTES GOAL:

3/9/13 vs. DAL

FIRST COYOTES ASSIST:

3/27/13 at MIN

FIRST NHL GAME:

12/8/10 vs. DAL*

FIRST NHL GOAL:

3/9/13 vs. DAL+

FIRST NHL ASSIST:

3/8/12 vs. NYR#

*w/CHI, #w/OTT, +w/PHX

28



Left Wing

6'1" • 205

Shoots: Left

Born: July 28, 1986
Turku, Finland

Age: 27

Career vs. NHL

TEAM	GP	G	A	PTS	PIM
ANA	23	6	4	10	4
BOS	7	0	2	2	0
BUF	7	0	0	0	0
CGY	14	1	4	5	4
CAR	7	2	1	3	0
CHI	15	0	2	2	6
COL	14	1	5	6	6
CBJ	13	3	4	7	0
DAL	22	6	5	11	4
DET	15	2	1	3	2
EDM	14	2	3	5	4
FLA	7	0	1	1	0
LAK	22	0	4	4	4
MIN	15	4	1	5	2
MON	5	0	0	0	2
NSH	14	4	2	6	6
NJD	9	1	1	2	0
NYI	6	0	1	1	2
NYR	5	1	1	2	2
OTT	7	1	2	3	2
PHI	9	1	1	2	2
PHX	1	0	0	0	0
PIT	8	0	0	0	2
SJS	21	5	4	9	8
STL	15	4	3	7	0
TBL	7	1	2	3	0
TOR	5	1	2	3	0
VAN	15	1	2	3	6
WSH	6	5	1	6	4
WPG	7	1	1	2	4
TOTALS	336	53	60	113	76

Lauri Korpikoski

ACQUIRED

From New York Rangers in exchange for Enver Lisin, July 13, 2009

DRAFTED

NY Rangers' 2nd choice (1st round, 19th overall) in the 2004 NHL Entry Draft

2012-13 HIGHLIGHTS

Recorded 6-5-11 and 12 PIM in 36 games...Missed 12 games with an injury (3/27-4/20)...Skated in a season-high 20:21 vs. LAK, Mar. 12...Scored two goals vs. ANA, Mar. 2...Scored a goal vs. MIN, Feb. 4...Scored his 50th career goal vs. NSH, Jan. 28...Had a three-game point streak from Jan. 24-28...Scored a goal at SJS, Jan. 24...Netted a PPG at DAL, Jan. 19.

2011-12 HIGHLIGHTS

Fifth on the team in scoring with 17-20-37...His three shorthanded goals ranked tied for fourth in the NHL...Second on the team in shorthanded TOI (213:57)...Had seven multi-point games...One of six Coyotes to play in all 82 games...Played in his 300th career NHL game and had an assist at MIN, Apr. 7...Picked up his 100th career point (goal) at SJS, Mar. 24...Netted a goal vs. MIN, Mar. 8...Collected 0-2-2 vs. LAK, Feb. 21...Scored a pair of goals, including the GWG, in a 5-3 win vs. SJS, Feb. 4...Recorded 1-1-2, including a SHG, vs. TBL, Jan. 21...Registered 1-2-3 at CBJ, Jan. 13...Recorded 1-1-2 and the GWG at CAR, Dec. 21...Scored his second SHG of the season vs. NYR, Dec. 17...Scored on a penalty shot and had a SHG at WSH, Nov. 21...Recorded 1-1-2 at ANA, Oct. 23...Scored his first goal of the season at NSH, Oct. 13...**2012 Playoffs:** Appeared in 11 postseason games...Led the team in shorthanded TOI/game (4:11)...Played in all five games of the WCF against LAK...Appeared in two games of the WCSF against NSH...Appeared in four games of the WCQF against CHI.

2010-11 HIGHLIGHTS

Posted career highs in goals (19), assists (21), points (40) and plus/minus (plus-17)...Led the team in SHGs (2)...Second on the team in goals and plus/minus...Fourth in GWGs (4) and fifth in scoring...Had nine multi-point games...Led the team in shorthanded TOI...Registered 1-1-2 including the GWG vs. STL, Mar. 22...Recorded 2-0-0 at ANA, Mar. 13...Played in his 200th career NHL game at PHI, Feb. 22...Recorded 1-1-2 and a plus-3 rating vs. ATL, Feb. 17...Career high five-game point streak (2-5-7) from Jan. 10-17...Recorded 1-1-2 vs. TOR, Jan. 13...Had 1-1-2 at STL, Jan. 10...Set new career high for points in a season (15) with assist at NYR, Dec. 16...Played in his 100th game as a Coyote at NJD, Dec. 15...Set new career high in goals (7) at MIN, Dec. 1...Recorded 1-1-2 vs. ANA, Nov. 27...Recorded a career high three assists vs. CGY, Nov. 12...Collected 1-1-2 at DAL, Nov. 5...Posted third career two-goal game and first regular season SHG vs. DET, Oct. 28...**2011 Playoffs:** Played in all four playoff games in the WCQF vs. DET and had one assist.

2009-10 HIGHLIGHTS

Recorded 5-6-11 in 71 games in his first season with the Coyotes...Set a new career high in games played...Went 7-for-17 in shootouts with two shootout-deciding goals...Registered a goal and an assist vs. NSH, Apr. 7...Scored two goals at WSH, Jan. 23...Scored the shootout-deciding goal while appearing in his 100th NHL game in 3-2 win vs. VAN, Dec. 29...Registered his first career multi-goal game (2G), including the GWG, vs. DAL, Nov. 27...Scored the shootout-deciding goal in 1-0 win at SJS, Oct. 12...Made his Coyotes debut on Oct. 3 at LAK...**2010 Playoffs:** Scored one goal while appearing in all seven playoff games vs. DET.

2008-09 HIGHLIGHTS

Played in 68 games with NYR as a rookie, collecting 6-8-14 and 14 penalty minutes...Recorded his first career multi-assist game with two assists vs. COL, Feb. 28...Registered 3-1-4 in a four-game span from Feb. 11-16...Recorded 1-1-2 vs. WSH, Feb. 11...Scored a goal and added an assist on Jan. 10 at OTT to post his first career multi-point effort...Tallied his first NHL assist on vs. BOS, Nov. 15...Recorded his first NHL regular season goal, the GWG, at NJD, Nov. 12...Made his NHL regular season debut at TBL, Oct. 4...**2009 Playoffs:** Played seven games with the Rangers, recording two assists...Assisted on GWG vs. WSH in Game 4 of ECQF, Apr. 22.

2007-08 HIGHLIGHTS

Appeared in 79 games with Hartford (AHL), tallying 23-27-50 and 71 PIM...Ranked tied for third on the team in goals (23) and second in SHGs (2)...Ranked fourth on the club in points (50), fifth in PPGs (6) and fifth in plus/minus rating (plus-20)...Posted 12 multi-point games...Notched the GWG on vs. Worcester, Mar. 28...Recorded two four-game point streaks...Also appeared in five playoff games with Hartford (AHL), recording 1-1-2...**2008 Playoffs:** Played one game with the Rangers, recording one goal while making his NHL debut vs. PIT in Game 5 of their ECQF, May 4.

2006-07 HIGHLIGHTS

Appeared in 78 games with Hartford (AHL), registering 11-27-38 and a plus-8 rating...In his first full season with Hartford, ranked tied for third on the team in games played (78) and ranked fourth on the team in assists (27)...His plus-8 rating ranked tied for second on the team among rookies...Ranked third among Wolf Pack rookies in goals (11) and fourth among rookies in points (38)...Registered a four-game point streak (1-7-8) from Feb. 18-25...Scored his first SHG on Jan. 6 at Springfield and added an assist in a 6-3 win...Tallied three assists on Nov. 11 vs. San Antonio in a 9-3 victory...Recorded his first multi-point game on Nov. 1 vs. Portland, recording two assists in a 4-3 win.

PACK
FACT

Scored his 50th career goal against Nashville on Jan. 28, 2013.



2005-06 HIGHLIGHTS

Played in five games with Hartford (AHL), collecting 2-1-3...In 11 playoff games with the Wolf Pack, registered one goal and two penalty minutes... Appeared in 51 career games with TPS Turku (Finnish League), recording 3-4-7 and 16 PIM...Posted a three-game point-scoring streak from Sept. 22-30, recording 2-1-3...In two playoff games, registered one assist...Nominated as best Finnish player for Finland's Under-20 squad.

2004-05 HIGHLIGHTS

In 41 regular season contests with TPS Turku (Finnish League), posted 0-6-6 along with 12 PIM...Skated in six playoff games, tallying one goal.

INTERNATIONAL CAREER

2013: Represented Finland at the IIHF World Championship in Stockholm, Sweden and Helsinki, Finland...Recorded 3-2-5 in eight games...Ranked tied for third on the team in goals and was fourth in points...**2010:** Represented Finland at the IIHF World Championship in Germany...Appeared in seven games...**2006:** Captured a bronze medal at the IIHF World Junior Championship in British Columbia, recording 1-5-6 and four PIM in seven games...Ranked tied for fifth in assists among all players in the tournament...**2005:** In five games at the IIHF World Junior Championship in North Dakota and Minnesota, he collected 2-0-2 and six PIM...**2004:** Skated in six games for Finland at the IIHF U-18 World Championship, notching 5-6-11 and a plus-7 rating...Ranked tied for first among all players in the tournament with 11 points.

PERSONAL

Nickname is "Korpi"...Lists "Ninja Assassins" as his favorite movie and "Eastbound and Down" as his favorite TV show...Most memorable hockey moment was playing pond hockey growing up with friends in Finland...Enjoys spending time in Finland during the offseason...Changed to No. 28 after wearing No. 29 for the Coyotes during the 2009-10 season.

CAREER RECORD

SEASON	TEAM	LEAGUE	GP	REGULAR SEASON								PIM	PLAYOFFS				
				G	A	PTS	PP	SH	GW	+/-			GP	G	A	PTS	PIM
2002-03	TPS U-18	Fin-Jr.	21	7	4	11	-	-	-	-		10	-	-	-	-	-
2003-04	TPS U-20	Fin-Jr.	36	12	8	20	-	-	-	12		20	4	0	2	2	4
2004-05	TPS U-20	Fin-Jr.	3	3	0	3	-	-	-	-		0	-	-	-	-	-
	TPS	Finland	41	0	6	6	-	-	-	1		12	6	1	0	1	0
2005-06	TPS U-20	Fin-Jr.	1	1	0	1	-	-	-	-		2	-	-	-	-	-
	TPS	Finland	51	3	4	7	-	-	-	-4		16	2	0	1	1	0
	Hartford	AHL	5	2	1	3	1	0	0	0		0	11	1	0	1	2
2006-07	Hartford	AHL	78	11	27	38	3	1	2	8		23	7	0	0	0	0
2007-08	Hartford	AHL	79	23	27	50	6	2	-	20		71	-	-	-	-	-
	NY Rangers	NHL	-	-	-	-	-	-	-	-		-	1	1	0	1	0
2008-09	NY Rangers	NHL	68	6	8	14	0	0	1	-10		14	7	0	2	2	0
	Hartford	AHL	4	4	2	6	0	0	1	7		14	-	-	-	-	-
2009-10	Phoenix	NHL	71	5	6	11	0	0	1	-10		16	7	1	0	1	2
2010-11	Phoenix	NHL	79	19	21	40	0	2	4	17		20	4	0	1	1	2
2011-12	Phoenix	NHL	82	17	20	37	0	3	3	3		14	11	0	0	0	2
2012-13	TPS	Finland	11	6	11	17	-	-	-	7		10	-	-	-	-	-
	Phoenix	NHL	36	6	5	11	1	0	1	-3		12	-	-	-	-	-
FRANCHISE TOTALS			268	47	52	99	1	5	8	7		62	22	1	1	2	6
NHL TOTALS			336	53	60	113	1	5	9	-3		76	30	2	3	5	6

2012-13 REAL TIME STATS

Shots: 83

Hits: 71

Blocks: 27

CAREER HIGHLIGHTS

MOST GOALS/GAME:
2 – 7 times (last 3/2/13 vs. ANA)+

MOST ASSISTS/GAME:
3 – 11/12/11 vs. CGY+

MOST POINTS/GAME:
3 – 2 times (last 1/13/12 at CBJ)+

MOST PIM/GAME:
2 – 38 times (last 4/27/13 at ANA)+

MOST SHOTS/GAME:
7 – 2/18/12 vs. DAL+

LONGEST GOAL STREAK:
2 games – 4 times (last 12/15/11 – 12/17/11)+

LONGEST ASSIST STREAK:
5 games – 1/10/11 – 1/17/11+

LONGEST POINT STREAK:
5 games – 1/10/11 – 1/17/11+

CAREER HAT TRICKS:
None

MULTIPLE POINT GAMES:
23 (last 3/2/13 vs. ANA)+

FIRSTS

FIRST COYOTES GAME:
10/3/09 at LAK

FIRST COYOTES GOAL:
11/27/09 vs. DAL

FIRST COYOTES ASSIST:
12/16/09 at TOR


FIRST NHL GAME:
10/4/08 at TBL*

FIRST NHL GOAL:
11/12/08 at NJD*

FIRST NHL ASSIST:
11/15/08 vs. BOS*

*w/NYR, +w/PHX

4



Defense

6'2" • 210

Shoots: Right

Born: Dec. 23, 1982

Jindrichuv Hradec,
Czech Republic

Age: 30

Career vs. NHL

TEAM	GP	G	A	PTS	PIM
ANA	43	3	4	7	26
BOS	11	0	3	3	4
BUF	13	1	3	4	0
CGY	24	1	5	6	8
CAR	10	1	5	6	6
CHI	25	1	3	4	18
COL	25	2	5	7	12
CBJ	27	2	2	4	4
DAL	42	1	6	7	18
DET	23	1	5	6	8
EDM	23	3	1	4	4
FLA	11	2	2	4	4
LAK	39	1	14	15	24
MIN	22	1	3	4	6
MON	12	1	2	3	4
NSH	22	1	3	4	6
NJD	16	1	5	6	4
NYI	14	2	5	7	8
NYR	16	0	3	3	8
OTT	11	2	2	4	6
PHI	12	0	5	5	6
PHX	4	1	0	1	2
PIT	5	0	2	2	2
SJS	43	3	10	13	28
STL	24	1	4	5	6
TBL	10	0	2	2	10
TOR	10	0	2	2	8
VAN	24	1	4	5	8
WSH	11	0	1	1	10
WPG	12	1	4	5	2
TOTALS	584	34	115	149	260

Zbynek Michalek

ACQUIRED

From Pittsburgh for Harrison Ruopp, Marc Cheverie and a 3rd round selection (81st overall) in the 2012 Entry Draft, June 22, 2012

DRAFTED

Not Drafted

2012-13 HIGHLIGHTS

Recorded 0-2-2 with 14 penalty minutes and was a plus-4 in 34 games...Led the team with 87 blocked shots...Second on the team in shorthanded TOI/game (2:57) and third in shifts/game (26.7)...Missed 14 games with an injury (3/12-4/9)...Had a season-high 27:14 TOI at VAN, Feb. 26...Recorded an assist at CGY, Feb. 24...Collected a season-high eight blocked shots at SJS, Feb. 9...Recorded an assist and had five shots vs. MIN, Feb. 4...Played in his 400th career game with PHX vs. EDM, Jan. 30...Blocked five shots vs. LAK, Jan. 26...Skated in 21:54 of ice time and recorded three hits and five blocked shots at SJS, Jan. 24.

2011-12 HIGHLIGHTS

Played in 62 games with PIT recording 2-11-13 and 24 penalty minutes...Led the team in blocked shots (144)...Ranked fourth in the NHL in shorthanded TOI/game (3:38)...Ranked fourth on the team in TOI/game (21:38)...Had an assist and season-high plus-3 vs. NYR, Apr. 5...Scored a goal and skated in 25:09 TOI vs. PHX, Mar. 5...Registered an assist and had a season-high five shots vs. TBL, Feb. 12...Played in his 500th NHL game vs. STL, Nov. 23...Had a two-game point streak from Oct. 17-18...Played a season-high 29:20 at MIN, Oct. 18...Scored a goal at WPG, Oct. 17...**2012 Playoffs:** Played in all six games of the ECQF against PHI, registering 0-1-1 and a plus-2 rating...Led the team in shorthanded TOI/game (4:26) and was second in blocked shots (10)...Had an assist in Game 3 of the ECQF at PHI, Apr. 15.

2010-11 HIGHLIGHTS

Appeared in 73 games in his first season with PIT and recorded 5-14-19 and 30 penalty minutes...Led the team in blocked shots (149)...Ranked tied for second in the NHL in shorthanded TOI/game (3:46)...Was fourth on the team in TOI/game (21:50)...Had a three-game point streak from Apr. 2-8 (2-1-3)...Scored a power-play goal and played a season-high 31:37 at NYI, Apr. 8...Had a season-high six shots vs. FLA, Mar. 27...Notched a goal and matched a season-high with a plus-3 rating at OTT, Mar. 15...Had a season-best 1-1-2, including his first goal with PIT vs. BUF, Mar. 8...Posted a three-game assist streak from Feb. 1-4...Had an assist in back-to-back games at FLA, Nov. 22 and vs. CAR, Nov. 19...Registered an assist in his first game with PIT vs. PHI, Oct. 7...**2011 Playoffs:** Played in all seven games of the ECQF against TBL and had one assist...Led the team in TOI/game (27:20) and ranked seventh in the Stanley Cup playoffs...Second on the team in shorthanded TOI/game (3:31)...Had an assist and skated in a playoff-high 36:01 TOI in Game 4 of the ECQF at TBL, Apr. 20.

2009-10 HIGHLIGHTS

Played in 72 games with PHX, registering 3-14-17 and 30 penalty minutes...Led the team in TOI/game (22:38), shorthanded TOI/game (3:16) and blocked shots (156)...Second on the team in shifts/game (29.9)...Had an assist in back-to-back games vs. VAN, Mar. 10 and at CAR, Mar. 13...Had a season-high five shots vs. STL, Mar. 2...Skated in a season-high 30:01 at CBJ, Dec. 17...Had a PPG at CBJ, Oct. 28...Notched an assist in three straight games (0-3-3) Oct. 15-22...Had an assist in the season opener at LAK, Oct. 3...**2010 Playoffs:** Had two assists in seven games against DET in the WCQF...Led the team in shorthanded TOI/game (4:08) and second in blocked shots (12)...Had an assist in Game 6 of the WCQF at DET, Apr. 25...Notched an assist in Game 3 at DET, Apr. 18...Made his Stanley Cup playoff debut vs. DET, Apr. 14.

2008-09 HIGHLIGHTS

Recorded 6-21-27 and 28 penalty minutes in 82 games played with PHX...Led the NHL in blocked shots (271) while appearing in all 82 games...One of only three Coyotes to appear in all 82 games...Played all 82 games for the third time in last four seasons...Led the Coyotes in TOI/game (22:42)...Ranked sixth in the NHL in shifts/game (30.6)...Selected as the Coyotes' Hardest working Player and as the team's Masterton Trophy nominee...Scored a goal in win at SJS, Apr. 9...Registered a career high eight SOG at NYI, Mar. 8...Collected a goal, assist and was a plus-3 while playing in his 300th NHL game on Jan. 2 vs. NYI...Logged a season-high 29:01 TOI at PHI, Nov. 22...Scored his first goal of the season vs. CHI, Nov. 18...Recorded two assists and was a plus-3 vs. PIT, Oct. 30.

2007-08 HIGHLIGHTS

Recorded 4-13-17 and 34 penalty minutes in 75 games played with PHX...Led the Coyotes with a career-best plus-9 rating and ranked second on the team in blocked shots (124) and third in TOI/game (21:35)...Ranked 19th in the NHL in shifts/game (29.0)...Tied his career high with two GWGs...Missed the first seven games of the season with an injury before appearing in the final 75 games...Scored the GWG in a 2-0 win vs. STL, Feb. 24...Assisted on the OT GWG at COL, Feb. 4...Scored his second career OT goal and added an assist in a 4-3 win vs. NSH, Jan. 24...Registered his first goal of the season vs. VAN, Dec. 22...Played in his 200th NHL game vs. TOR, Nov. 24...Registered a season-high 28:12 TOI at ANA, Nov. 7.

2006-07 HIGHLIGHTS

Played in all 82 games for the second consecutive season with PHX, recording 4-24-28...One of only two Coyotes to appear in all 82 games...Ranked tied for second on the team in assists (24) and power-play points (14), second in power-play assists (11) and tied for fifth in points...Among Coyotes defensemen, ranked first in assists and second in points...Also led the team in TOI/game (23:39) and in blocked shots (167)...Ranked ninth in the NHL in shifts/game (30.8) and tied for 16th in blocked shots (167)...Finished the season having played in 178 consecutive games...Set new career highs in points (28), assists (24), and shots (144)...Led the team in TOI 32 times during season, including 10 times in an 11-game stretch from Nov. 25-Dec. 21...Registered five multi-point games and four multi-assist games...Picked up two assists and led the team in TOI (26:53) in a 3-2 win over LAK, Jan. 20...Notched a goal and an assist vs. SJS, Dec. 30...It was his second consecutive two-point game after recording two assists at SJS, Dec. 28...Tied career high with a four-game point streak (1-5-6) from Dec. 26-Jan. 1...Recorded the first three-point game of his career with a goal and two assists vs. LAK, Nov. 30.

2005-06 HIGHLIGHTS

Played in all 82 games for PHX, collecting 9-15-24 and 62 penalty minutes...One of only three Coyotes to play in all 82 games...Among NHL rookie defensemen, ranked tied for fourth in goals (9), tied for 13th in assists (15), tied for 11th in points (24), tied for third in

PACK FACT

Led the Coyotes with 87 blocked shots in 2012-13.



PPGs (5), tied for 12th in plus/minus (plus-4), fourth in TOI/game (22:49) and first in blocked shots (166)...Led all NHL rookies and Coyotes in blocked shots (166)...Led Coyotes in TOI/game (22:49)...Among Coyotes defensemen, ranked second in goals (9), first in plus/minus (plus-4) and second in shots (105)...Led team in ice time in 38 of the final 60 games of season...Skated Coyotes' season-high 31:19 and was a plus-2 in 4-3 shootout win vs. EDM, Jan. 21...Scored a goal and led Coyotes with 26:46 TOI and four blocked shots in 6-3 win vs. FLA, Jan. 19...Scored GWG in 2-1 OT win vs. ANA, Nov. 12...Compiled four-game point streak (1-3-4) from Oct. 20-27...Scored first goal as Coyote in 3-2 vs. CGY, Oct. 27...Recorded assist in third straight game with helper on OT GWG in 5-4 win vs. STL, Oct. 25...Recorded first point as Coyote with assist in 5-4 SOL vs. NSH, Oct. 13...Switched No. from 39 to 4 prior to game vs. NSH, Oct. 13...Played first game as Coyote at VAN, Oct. 5.

2004-05 HIGHLIGHTS

Collected 7-17-24 and 48 penalty minutes in 76 games with Houston (AHL)...Among team defensemen, ranked second in assists and third in points...Set AHL career highs in goals, assists and points...Scored five power-play goals...**2005 Playoffs:** Played in all five games and tied for team lead in scoring with 1-2-3.

2003-04 HIGHLIGHTS

Split season between MIN and Houston (AHL)...Began season with Houston and recalled by MIN on three different occasions...In his first NHL season, played in 22 games and recorded 1-1-2, four penalty minutes and 14:13 TOI...Made NHL debut vs. PIT, Jan. 16...Collected first NHL point (goal) at SJS, Mar. 10...Recorded first NHL assist vs. DAL, Apr. 2...In 55 games with Houston (AHL), recorded 5-16-21 and 32 penalty minutes...Three of his five goals came on the power-play.

2002-03 HIGHLIGHTS

Played in 62 regular season games with Houston (AHL), registering 4-10-14 and 26 penalty minutes in his first pro season...Ranked third on team in plus/minus (plus-16)...Two of his four goals were GWGs...**2003 Playoffs:** Won 2003 Calder Cup Championship with Houston as Aeros defeated Hamilton four games to three...Collected 1-1-2 and six penalty minutes while playing in all 23 playoff games.

2001-02 HIGHLIGHTS

Prior to start of season, signed by MIN as a free agent, Sept. 29, 2001...In his final season in junior hockey, recorded 16-35-51 and 54 penalty minutes in 68 games with Shawinigan (QMJHL)...Ranked tied for third on team in power-play goals (14), tied for fifth in assists and sixth in points...Finished second among club defensemen in goals, assists and points...**2002 Playoffs:** Ranked third on team in playoff points with 8-9-17 in 12 games.

INTERNATIONAL CAREER

2013: Played in eight games and registered 3-1-4 with the Czech Republic at the IIHF World Championship in Stockholm, Sweden and Helsinki, Finland...**2011:** Helped lead the Czech Republic to a bronze medal at the IIHF World Championship in Slovakia...Played in eight games recording one assist and six penalty minutes...**2010:** Played in five games for the Czech Republic at the Olympic Games in Vancouver...**2008:** Played for the Czech Republic at the IIHF World Championship in Halifax and Quebec City, appearing in seven games...**2007:** Played for Team Czech Republic at IIHF World Championship in Moscow...Registered an assist in seven games...**2006:** Represented the Czech Republic at the IIHF World Championship in Latvia, recording three goals and six penalty minutes in nine games to help team win the silver medal.

PERSONAL

Zbynek and his wife, Helena, have a son named Andreas and a daughter named Ella...His brother Milan is a member of the Ottawa Senators...Likes to vacation in Croatia...His favorite bands are Green Day and Nickelback...Favorite movie is "Legends of the Fall"...His favorite player growing up was Jaromir Jagr...Played soccer growing up...His favorite hockey moments were playing in the 2006 IIHF World Championship Final and playing his first NHL game...Enjoys playing tennis.

CAREER RECORD

SEASON	TEAM	LEAGUE	GP	REGULAR SEASON							PIM	PLAYOFFS				
				G	A	PTS	PP	SH	GW	+/-		GP	G	A	PTS	PIM
1999-00	Karlovy Vary Jr.	Czech Jr.	40	2	10	12	-	-	-	-	20	-	-	-	-	-
2000-01	Shawinigan	QMJHL	69	10	29	39	-	-	-	-	52	3	0	0	0	0
2001-02	Shawinigan	QMJHL	68	16	35	51	-	-	-	-	54	12	8	9	17	17
2002-03	Houston	AHL	62	4	10	14	-	-	-	16	26	23	1	1	2	6
2003-04	Minnesota	NHL	22	1	1	2	0	0	0	-7	4	-	-	-	-	-
	Houston	AHL	55	5	16	21	3	0	0	-5	32	2	1	0	1	0
2004-05	Houston	AHL	76	7	17	24	5	0	1	-10	48	5	1	2	3	4
2005-06	Phoenix	NHL	82	9	15	24	5	0	2	4	62	-	-	-	-	-
2006-07	Phoenix	NHL	82	4	24	28	3	0	3	-20	34	-	-	-	-	-
2007-08	Phoenix	NHL	75	4	13	17	0	0	2	9	34	-	-	-	-	-
2008-09	Phoenix	NHL	82	6	21	27	0	0	0	-13	28	-	-	-	-	-
2009-10	Phoenix	NHL	72	3	14	17	2	0	1	5	30	7	0	2	2	2
2010-11	Pittsburgh	NHL	73	5	14	19	1	0	2	0	30	7	0	1	1	0
2011-12	Pittsburgh	NHL	62	2	11	13	0	0	0	0	24	6	0	1	1	0
2012-13	Phoenix	NHL	34	0	2	2	0	0	0	4	14	-	-	-	-	-
FRANCHISE TOTALS			427	26	89	115	10	0	5	-11	202	7	0	2	2	2
NHL TOTALS			584	34	115	149	11	0	7	-18	260	20	0	4	4	2

2012-13 REAL TIME STATS

Blocks: 87

Hits: 42

Shots: 42

CAREER HIGHLIGHTS

MOST GOALS/GAME:
1 – 34 times (last 3/5/12 vs. PHX)^

MOST ASSISTS/GAME:
2 – 5 times (last 10/30/08 vs. PIT)+

MOST POINTS/GAME:
3 – 11/30/06 vs. LA+

MOST PIM/GAME
4 – 14 times (last 2/25/12 vs. TBL)^

MOST SHOTS/GAME:
8 – 3/8/09 at NYI+

LONGEST GOAL STREAK:
2 games – 3/13/11 – 3/15/11^

LONGEST ASSIST STREAK:
4 games – 12/26/06 – 1/1/07+

LONGEST POINT STREAK:
4 games – 12/26/06 – 1/1/07+

CAREER HAT TRICKS:
None

MULTIPLE POINT GAMES:
9 (last 3/8/11 vs. BUF)^

FIRSTS

FIRST COYOTES GAME:
10/5/05 at VAN

FIRST COYOTES GOAL:
10/27/05 vs. CGY

FIRST COYOTES ASSIST:
10/13/05 vs. NSH

FIRST NHL GAME:
01/16/04 vs. PIT*

FIRST NHL GOAL:
03/9/04 at SJ*

FIRST NHL ASSIST:
04/2/04 vs. DAL*

*w/MIN, ^w/PIT, +w/PHX

53

Derek Morris

**PACK
FACT**
Led all Coyotes defensemen with 92 hits in 2012-13.

ACQUIRED

From Boston for a 3rd round draft choice in the 2011 Entry Draft, Mar. 3, 2010

DRAFTED

Calgary's 1st choice (1st round, 13th overall) in the 1996 Entry Draft

2012-13 HIGHLIGHTS

Played in 39 games and registered 11 assists and 36 PIM...Ranked second on the team in blocked shots (69) and third in hits (92)...Ranked second on the team in shifts/game (28.4) and third in TOI/game (21:23)...Missed nine games with injuries...Skated in a season-high 26:22 vs. DET, Apr. 4...Recorded his 100th career assist with PHX at LAK, Mar. 19...Posted a season-high five shots and had an assist vs. DAL, Feb. 2...Collected his 400th career NHL point (0-1-1) vs. NSH, Jan. 28...Had a three-game assist streak from Jan. 20-24.

2011-12 HIGHLIGHTS

Played in 59 games recording 2-9-11...Had 78 blocked shots...Played in his 1,000th career NHL game vs. STL, Mar. 25...Scored his second goal of the season and skated a season-high 27:25 at SJS, Mar. 24...Scored his first goal of the season at DAL, Feb. 7...Recorded 0-2-2 at BUF, Nov. 19...Blocked four shots at TOR, Nov. 15...Collected an assist in a 3-2 OT victory vs. LAK, Oct. 29...**2012 Playoffs:** Third among Coyotes defensemen in scoring with 2-4-6 in 16 postseason games...Had a plus-4 rating and 24 penalty minutes...First on the team in shifts/game (32.3) and second in TOI/game (22:49)...Led the team in blocked shots (36)...Played in all five games of the WCF against LAK and notched 1-1-2 in Game 1, May 12...Appeared in all five games of the WCSF against NSH...Scored a goal in Game 5 vs. NSH, May 7...Appeared in all six games of the WCQF against CHI...Led the team in blocked shots (24) in the WCQF...Collected an assist in Game 2 vs. CHI, Apr. 14.

2010-11 HIGHLIGHTS

Recorded 5-11-16 in 77 games...Led the team in blocked shots (136)...Third in TOI/game (21:03)...Collected his 300th career NHL assist vs. SJS, Mar. 26...Recorded fifth goal of the season vs. CBJ, Mar. 25...Led the team in TOI (25:32) at NSH, Feb. 19...Scored the GWG at CBJ, Jan. 11...Played in his 900th career NHL game at DAL, Dec. 26...Posted a season-high 30:07 TOI vs. FLA, Dec. 4...Blocked six shots at CGY, Nov. 17...Scored his first goal of the season at MTL, Oct. 25...**2011 Playoffs:** Did not play due to injury.

2009-10 HIGHLIGHTS

Finished with 4-25-29 in a total of 76 games with PHX and BOS...Registered 1-3-4 in 18 games with the Coyotes after being acquired from BOS on Mar. 3 for his second stint with the team...Finished with his highest assist/point totals since 2003-04...Scored his first goal after returning to the Coyotes on vs. COL, Mar. 27...Registered 3-22-25 in 58 games with BOS prior to trade...Collected two assists at TBL, Feb. 11...Notched a goal and an assist at PIT, Nov. 14...Compiled a three-game point streak (1-4-5) from Oct. 21-24...Scored his first goal as a Bruin at PHI, Oct. 22...Played his 800th career NHL game on Oct. 17 at PHX...Recorded his first points as a Bruin with two power-play assists vs. CAR, Oct. 3...**2010 Playoffs:** Appeared in all seven playoff games vs. DET, recording 1-3-4 and 11 penalty minutes...Scored the GWG and collected two assists in Game 1 vs. DET, Apr. 14, for a playoff career high three points.

2008-09 HIGHLIGHTS

Began the season with PHX, recording 5-7-12 in 57 games prior to being traded to the NYR in exchange for Petr Prucha, Nigel Dawes and Dmitri Kalinin on Mar. 4...Collected eight assists in 18 games with the NYR...Had four multi-point games on the season...Collected two assists at PHI, Apr. 12...Picked up his first point in a Rangers uniform with an assist vs. BOS, Mar. 8...Recorded a goal and an assist vs. DET, Jan. 20...Matched his career-best with a four-game point streak (2-3-5) from Nov. 28-Dec. 4...Had his consecutive-games played streak snapped at 203 when he missed three games with an injury from Nov. 22-26...**2009 Playoffs:** Appeared in all seven of the Rangers' playoff games vs. WSH, collecting two assists.

2007-08 HIGHLIGHTS

Ended the season having played in 185 consecutive games dating back to 2005-06...Recorded 8-17-25 and 83 PIM in 82 games with the Coyotes...Ranked second on the team in plus/minus (plus-8), TOI/game (21:42) and third in blocked shots (115)...Won the Coyotes Man of the Year Award and Beth Champie Booster Club Award...Registered a season-high three points (1-2-3) at EDM, Mar. 18...Played in his 700th career NHL game at CHI, Feb. 27...Collected a goal in back-to-back games on Feb. 19 and Feb. 22...Registered two assists vs. CHI, Jan. 3...Scored a goal vs. TOR to record his 300th career NHL point, Nov. 24.



Defense

6'0" • 210
Shoots: Right
**Born: Aug. 24, 1978,
Edmonton, Alberta**
Age: 35

Career vs. NHL

TEAM	GP	G	A	PTS	PIM
ANA	70	2	16	18	67
BOS	13	1	3	4	10
BUF	16	1	5	6	8
CGY	36	4	10	14	32
CAR	18	1	8	9	16
CHI	56	3	26	29	38
COL	50	8	9	17	41
CBJ	36	6	6	12	54
DAL	65	4	16	20	93
DET	47	6	18	24	26
EDM	57	3	18	21	64
FLA	19	1	4	5	15
LAK	68	3	20	23	71
MIN	40	2	10	12	32
MTL	23	3	7	10	35
NSH	49	4	16	20	73
NJD	16	3	1	4	10
NYI	17	2	0	2	8
NYR	16	1	2	3	6
OTT	20	1	8	9	12
PHI	23	1	11	12	16
PHX	25	2	8	10	10
PIT	18	1	9	10	16
SJS	69	8	21	29	65
STL	49	3	20	23	27
TBL	19	2	6	8	6
TOR	20	4	8	12	15
VAN	58	6	21	27	71
WSH	15	0	3	3	12
WPG	16	1	10	11	14
TOTALS	1044	87	320	407	963

**2006-07 HIGHLIGHTS**

In his ninth NHL season was one of two Coyotes players to appear in all 82 games...Finished with 6-19-25...Ranked tied for second among Coyotes defenseman in goals (6)...Tied his career high with 115 penalty minutes, which ranked third on the team...Also ranked tied for third in power-play assists (10), third in blocked shots (82), fourth in TOI/game (20:29) and fifth in hits (77)...Picked up the GWG and an assist vs. VAN, Apr. 8...Played in his 600th career NHL game at COL, Jan. 17...Had a three-game point streak (1-2-3) from Dec. 14-21...Scored a goal in a win vs. NJD, Nov. 22...Scored a goal and was a plus-4 vs. NYI, Oct. 5.

2005-06 HIGHLIGHTS

Played 53 games with the Coyotes, recording 6-21-27 and 54 penalty minutes...Missed 29 games due to injury during season...Finished season with six multi-point games...Registered 3-6-9 over last 10 games of season...Posted a goal and assist in 5-4 win at SJS, Dec. 28...Scored GWG in OT and collected an assist in 4-3 win at EDM, Oct. 18...Recorded first point of season with assist and played 23:44 TOI vs. NSH, Oct. 13.

2003-04 HIGHLIGHTS

Collected 6-26-32 and 49 penalty minutes with COL and PHX in 83 games...Joined the Coyotes at the trade deadline from COL...Played in 14 games with PHX, recording 0-4-4...Averaged 25:02 TOI with PHX, an increase of 4:09 per game after joining the Coyotes...Led the NHL (along with Calgary's Marcus Nilson) in games played with 83, a career high...Finished second among Coyotes defensemen in scoring...Ranked fifth on the Coyotes in scoring and assists; third in shots (167); and fourth in average TOI (21:35)...Played in four games in four different cities in four different states/provinces and two countries in four days (Mar. 7 – COL vs. CGY in Denver; Mar. 8 – COL vs. VAN in Vancouver; Mar. 9 – PHX vs. LAK in Los Angeles; Mar. 10 – PHX vs. LAK in Glendale)...Recorded an assist in his Coyotes debut at LAK, Mar. 9...Played his 500th NHL Game at CGY, Mar. 31...Played in 69 games with COL, registering 6-22-28 and 47 PIM...At the time of his trade, ranked fourth on Avalanche in average TOI and second among Avs defensemen in points and shots...With COL, registered a single-game career high with 1-3-4 at SJS, Nov. 11.

2002-03 HIGHLIGHTS

Prior to the start of the season, traded to COL from CGY with Jeff Shantz and Dean McAmmond for Chris Drury and Stephane Yelle, Oct. 1, 2002...Set career highs in goals (11), assists (37), points (48), PPGs (9), GWGs (7) and plus/minus (plus-16)...Finished tied for seventh in scoring among NHL defensemen...Also ranked first in GWGs, tied for third in PPGs, tied for eighth in assists and shots, and tied for 12th in goals among NHL defensemen...Finished tied for 11th in the NHL in GWGs...Led COL in GWGs and finished second in PPGs...Ranked third on Avalanche in TOI/game (23:49) and shots; fourth in assists; sixth in points and plus/minus...Led Avalanche defensemen in assists and points; tied for second in goals...Nine of his 11 goals came on power play...Tied his career high four-game point streak (1-4-5) from Nov. 12-17...Missed seven games with an injury...Following the injury, collected 6-13-19, including four GWGs in his last 28 games...200th NHL point at DET, Mar. 15...400th career NHL game vs. PIT, Mar. 1...**2003 Playoffs:** Made his NHL playoff debut, registering three assists in seven games...Ranked tied for second on team in assists and third in average TOI (22:44).

2001-02 HIGHLIGHTS

In his final season with CGY, recorded 4-30-34...Despite playing in only 61 games, ranked second on team in shots, third in power-play points (2-19-21), tied for third in assists and fourth in points...Led Flames defensemen in assists and points...Recorded the second highest assist total of his career...Tied his career high in penalty minutes...Led CGY in average TOI (24:40)...Missed 21 games due to injury.

2000-01 HIGHLIGHTS

Missed the first 31 games of the season due to contract negotiations, agreed to terms on Nov. 29 and played in his first game on Dec. 13...Finished the season with 5-23-28 in only 51 games...Ranked 11th in the NHL in average TOI with 25:51, a career high...Led Flames defensemen in goals; ranked second in assists and points...Finished tied for third on team in GWGs; fourth in shots and fifth in assists.

1999-2000 HIGHLIGHTS

Recorded 9-29-38 in 78 games with CGY...Ranked 21st among NHL defensemen in scoring...Finished second among Flames defensemen in goals, assists and points...Led the team in average TOI (24:51)...Ranked third on team in shots, tied for fourth in plus/minus and fifth in assists and points...Missed four games due to injury...100th NHL point at STL, Apr. 5.

1998-99 HIGHLIGHTS

Finished second among Flames defensemen in goals, assists and points...Tied for third on the team in assists, fifth in shots and sixth in points and plus/minus...Missed 10 games due to injury.

1997-98 HIGHLIGHTS

In his first NHL season was one of only two Flames to play in all 82 games...Named to the 1998 NHL All-Rookie Team...Led Flames defensemen in goals and points; second in assists...Ranked second in scoring among NHL rookie defensemen...One of two rookies to score a shorthanded goal during the season...Ranked second among NHL rookies in shorthanded points with 1-2-3...Ranked third among rookies and first among rookie defensemen with five PPGs.

1996-97 HIGHLIGHTS

Made his professional debut playing in seven regular season games and five playoff games with Saint John (AHL)...Led all WHL defensemen in scoring with 75 points...Earned WHL East First All-Star Team Honors...Selected to play in the 1997 WHL All-Star Game...Named WHL Player of the Month for January, recording 20 points in 15 games.

1995-96 HIGHLIGHTS

Named Regina Pats Rookie of the Year, finishing second in scoring among Pats' defensemen.

1994-95 HIGHLIGHTS

Voted Best Defenseman at the 1995 Air Canada Cup midget tournament while playing with the Red Deer Midgets.

INTERNATIONAL CAREER

2004: Helped lead Canada to a gold medal at the IIHF World Championship in Prague, Czech Republic, collecting 0-5-5 in nine games...Ranked tied for fifth in defensemen scoring...**2001:** Played in seven games for Canada at the IIHF World Championship in Germany, recording 1-1-2...**1999:** Represented Team Canada at the IIHF World Championship in Norway and collected four assists in 10 games.

PERSONAL

Derek and his wife Jodie have three sons: Traiten, Presley and Asher...Spends his summers in the Valley and trains at Athletes Performance Institute in Tempe...His charity of choice is the Epilepsy Association...Likes watching baseball and playing with his kids in the off-season...His childhood hockey hero was Paul Coffey...Is a big fan of Mike Myers and his "Austin Powers" movies...Loves the outdoors and his hobbies include hunting, fishing, golfing, softball and motor biking...His favorite vacation spot is Maui...His favorite band is Metallica...His first job was at a Jet Ski rental shop...His favorite TV show is CSI Miami...His favorite movie is "Shawshank Redemption"...His most memorable NHL moment was his first game...Began skating at age four...Nickname is "Moe".



CAREER RECORD

SEASON	TEAM	LEAGUE	GP	REGULAR SEASON								PLAYOFFS				
				G	A	PTS	PP	SH	GW	+/-	PIM	GP	G	A	PTS	PIM
1994-95	Red Deer	AMHL	31	6	35	41	-	-	-	-	74	-	-	-	-	-
1995-96	Regina	WHL	67	8	44	52	-	-	-	-	70	11	1	7	8	26
1996-97	Regina	WHL	67	18	57	75	-	-	-	-	180	5	0	3	3	9
	Saint John	AHL	7	0	3	3	-	-	-	-	7	5	0	3	3	7
1997-98	Calgary	NHL	82	9	20	29	5	1	1	1	88	-	-	-	-	-
1998-99	Calgary	NHL	71	7	27	34	3	0	2	4	73	-	-	-	-	-
1999-00	Calgary	NHL	78	9	29	38	3	0	2	2	80	-	-	-	-	-
2000-01	Calgary	NHL	51	5	23	28	3	1	4	-15	56	-	-	-	-	-
	Saint John	AHL	3	1	2	3	-	-	-	-	2	-	-	-	-	-
2001-02	Calgary	NHL	61	4	30	34	2	0	1	-4	88	-	-	-	-	-
2002-03	Colorado	NHL	75	11	37	48	9	0	7	16	68	7	0	3	3	6
2003-04	Colorado	NHL	69	6	22	28	2	0	1	4	47	-	-	-	-	-
	Phoenix	NHL	14	0	4	4	0	0	0	-5	2	-	-	-	-	-
2004-05	Did Not Play															
2005-06	Phoenix	NHL	53	6	21	27	4	1	2	-7	54	-	-	-	-	-
2006-07	Phoenix	NHL	82	6	19	25	2	0	1	-18	115	-	-	-	-	-
2007-08	Phoenix	NHL	82	8	17	25	2	0	0	8	83	-	-	-	-	-
2008-09	Phoenix	NHL	57	5	7	12	0	1	0	-13	24	-	-	-	-	-
	NY Rangers	NHL	18	0	8	8	0	0	0	3	16	7	0	2	2	0
2009-10	Boston	NHL	58	3	22	25	2	0	0	-2	26	-	-	-	-	-
	Phoenix	NHL	18	1	3	4	0	0	0	4	11	7	1	3	4	11
2010-11	Phoenix	NHL	77	5	11	16	1	0	1	-2	58	-	-	-	-	-
2011-12	Phoenix	NHL	59	2	9	11	0	0	0	-12	38	16	2	4	6	24
2012-13	Phoenix	NHL	39	0	11	11	0	0	0	-6	36	-	-	-	-	-
FRANCHISE TOTALS			481	33	102	135	9	2	4	-51	421	23	3	7	10	35
NHL TOTALS			1044	87	320	407	38	4	22	-42	963	37	3	12	15	41

2012-13 REAL TIME STATS

Hits: 92

Blocks: 69

Shots: 68

CAREER HIGHLIGHTS

MOST GOALS/GAME:
2 – 11/16/98 vs. DET*

MOST ASSISTS/GAME:
3 – 4 times (last 11/11/03 at SJS)#

MOST POINTS/GAME:
4 – 11/11/03 at SJS#

MOST PIM/GAME
19 – 2 times (last 4/13/02 vs. VAN)*

MOST SHOTS/GAME:
10 – 1/6/00 at CHI*

LONGEST GOAL STREAK:
2 games – 6 times (last 11/28/08 - 11/29/08)+

LONGEST ASSIST STREAK:
4 games – 3 times (last 3/28/02 - 4/4/02)*

LONGEST POINT STREAK:
4 games – 6 times (11/28/08 - 12/4/08)+

CAREER HAT TRICKS:
None

MULTIPLE POINT GAMES
65 (last 11/19/11 at BUF)+

FIRSTS

FIRST COYOTES GAME:
3/9/04 at LAK

FIRST COYOTES GOAL:
10/18/05 at EDM

FIRST COYOTES ASSIST:
3/9/04 at LAK

FIRST NHL GAME:
10/1/97 vs. DET*

FIRST NHL GOAL:
10/14/97 at DAL*

FIRST NHL ASSIST:
10/12/97 at DET*

*w/CGY, #w/COL, +w/PHX

18

Dave
MossPACK
FACTRecorded 4-3-7 and was a plus-5 in
10 games for Team USA at the 2013
IIHF World Championship.

ACQUIRED

Signed as a free agent, July 1, 2012

DRAFTED

Calgary Flames' 9th choice (7th round, 220th overall) in the 2001 NHL Entry Draft

2012-13 HIGHLIGHTS

Posted 5-15-20 and 21 PIM in 45 games in his first season with the Coyotes...Ranked second on the team among forwards in SH TOI/game (2:15) and third on the team among forwards in hits (73)...Recorded 1-1-2 at EDM, Apr. 10...Scored a goal at NSH, Mar. 28...Tallied two assists at MIN, Mar. 27...Posted a three-game point streak (1-3-4) from Mar. 25-28...Scored his 1st career SHG vs. STL, Mar. 7...Had a point in five of six games (1-4-5) from Mar. 2-12...Registered two assists vs. CGY, Feb. 18...Scored a goal vs. CBJ, Feb. 16...Had a three-game point streak (1-2-3) from Jan. 20-24...Scored a goal in the home opener on Jan. 20 vs. CHI.

2011-12 HIGHLIGHTS

Recorded 2-7-9 and 12 penalty minutes in an injury-shortened 32 games...Totaled 82 shots...Registered a season-high seven shots and collected an assist at MIN, Mar. 11...Scored a goal vs. MTL, Mar. 6...Played in his 300th career NHL game at ANA, Mar. 2...Had an assist in back-to-back games vs. COL, Oct. 26 and vs. STL, Oct. 28...Skated a season-high 18:44 and had an assist vs. COL, Oct. 26...Notched a goal at MTL, Oct. 13.

2010-11 HIGHLIGHTS

Recorded 17-13-30 and a plus-9 rating in 58 games with CGY...Fourth on CGY in GWGs (3) and tied for third in PPGs (5)...Recorded nine multi-point games...Scored a goal vs. VAN, Mar. 12...Recorded a goal in three straight games from Feb. 25-Mar. 1...Collected a career high four points (1-3-4) at COL, Feb. 14...Had a pair of assists vs. ANA, Feb. 11...Registered 2-1-3 vs. STL, Jan. 26...Scored a pair of goals and had an assist vs. DAL, Jan. 21...Netted a pair of goals at OTT, Jan. 14...Posted 1-1-2 vs. BUF, Dec. 27...Had 1-2-3 vs. CHI, Nov. 19...Scored a goal and had an assist at COL, Nov. 9...Missed the first 11 games of the season with an injury.

2009-10 HIGHLIGHTS

Posted 8-9-17 in 64 games with CGY...Skated in a season-high 19:14 at WSH, Mar. 28...Scored a goal at NJD, Mar. 5...Had a season-high eight SOG at VAN, Jan. 9...Scored a goal and played in his 200th career NHL game at NSH, Jan. 5...Posted a five-game point streak (2-3-5) from Nov. 25-Dec. 3...Netted the GWG at NSH, Nov. 30...Scored a goal at LAK, Nov. 21...Notched a goal vs. EDM, Oct. 24...Scored twice, including the GWG with 49 seconds left at EDM, Oct. 3.

2008-09 HIGHLIGHTS

Set career highs in goals (20), assists (19) points (39) and games (81) with CGY...Tied for second on the team in GWGs (4) and fourth on the team in PPGs (8)...Had seven multi-point games...Collected a pair of assists and skated in a season-high 21:13 vs. DET, Mar. 23...Recorded first career hat trick, including the GWG at OTT, Mar. 3...Notched two assists at PHX, Feb. 14...Had an assist and a season-high nine SOG at SJS, Jan. 15...Scored the GWG vs. STL, Jan. 13...Netted two goals vs. SJS, Jan. 6...Had a goal and an assist at DET, Dec. 10...Scored a goal in four straight games Nov. 29-Dec. 7...Had a pair of assists vs. PHX, Nov. 4...**2009 Playoffs:** Scored three goals in six games of the WCQF against CHI...Registered a pair of goals, including the GWG, in Game 3 of the WCQF vs. CHI, Apr. 20...Netted a goal in Game 1 at CHI, Apr. 16.

2007-08 HIGHLIGHTS

Recorded 4-7-11 and 10 penalty minutes in an injury-shortened 41 games with CGY...Collected 1-1-2 and had a plus-3 rating at VAN, Apr. 5...Scored a goal at VAN, Mar. 30...Recorded a point in three straight games (1-2-3) from Jan. 16-22...**2008 Playoffs:** Played in five games of the WCQF against SJS and recorded 1-1-2...Scored a goal in Game 5 at SJS, Apr. 17.

2006-07 HIGHLIGHTS

In his rookie NHL season, played in 41 games, recording 10-8-18...Registered 9-12-21 in 28 games with Omaha (AHL)...Scored a goal at COL, Apr. 8...Collected 1-1-2 vs. STL, Mar. 12...Had a pair of assists vs. LAK, Jan. 30 and at NSH, Jan. 15...Set a new Flames record as the only rookie to score in his first three games (12/19-12/27)...Scored his second career goal, in his second career game, on his second career shot vs. VAN, Dec. 26...Played his first NHL game and scored the GWG on his first career shot (Dec. 19)...**2007 Playoffs:** Played in all six games of the WCQF against DET...Scored his first career playoff point (assist) in Game 3 vs. DET...Made his Stanley Cup playoff debut at DET in Game 1 of the WCQF, Apr. 12.

2005-06 HIGHLIGHTS

Led Omaha (AHL) in rookie scoring with 21-27-48...Led the team in PPGs (16)...Missed the final 15 games of the season with an injury...Matched a team-high with four points (2-2-4) vs. Houston on March 12...Set an Omaha (AHL) record by scoring goals in five straight games from Feb. 16-24.



Right Wing

6'4" • 210

Shoots: Right

Born: Dec. 28, 1981
Livonia, Michigan

Age: 31

Career vs. NHL

TEAM	GP	G	A	PTS	PIM
ANA	15	2	4	6	4
BOS	3	0	0	0	0
BUF	5	2	1	3	0
CGY	3	0	2	2	0
CAR	2	0	0	0	2
CHI	18	3	2	5	8
COL	33	6	12	18	10
CBJ	17	2	4	6	6
DAL	21	3	4	7	8
DET	19	1	7	8	10
EDM	28	6	5	11	6
FLA	2	1	0	1	0
LAK	20	4	5	9	6
MIN	34	1	7	8	15
MON	8	3	0	3	2
NSH	20	4	5	9	6
NJD	3	1	1	2	0
NYI	3	2	0	2	2
NYR	4	1	0	1	4
OTT	5	5	0	5	2
PHI	2	0	0	0	0
PHX	14	2	5	7	2
PITT	4	0	0	0	2
SJS	18	3	2	5	4
STL	18	8	4	12	2
TBL	2	0	2	2	0
TOR	7	0	1	1	0
VAN	28	6	3	9	10
WSH	2	0	2	2	0
WPG	4	0	0	0	4
TOTAL	362	66	78	144	115



2004-05 HIGHLIGHTS

Recorded 10-20-30 at Michigan (CCHA)...Received Michigan's Howard Colby Award for Sportsmanship...Set career highs in assists (20), game-winning goals (2) and power-play goals (4).

2003-04 HIGHLIGHTS

Posted 8-12-20 in 38 games for Michigan (CCHA).

2002-03 HIGHLIGHTS

Received the Alton D. Simms Trophy as the Wolverines' Most Improved Player...Ranked fifth on the team in points with 14-17-31.

2001-02 HIGHLIGHTS

Received Michigan's Howard Colby Award for Sportsmanship...Recorded 4-9-13 in 43 games...One of four players and two freshmen to skate in all 43 games.

2000-01 HIGHLIGHTS

Posted 20-18-38 in 51 games with Cedar Rapids (USHL) and 2-2-4 in nine games with St. Louis (NAHL).

INTERNATIONAL CAREER

2013: Recorded 4-3-7 and was a plus-5 in 10 games for Team USA at the IIHF World Championship in Stockholm, Sweden and Helsinki, Finland...His four goals ranked tied for second on the team...**2010:** Represented Team USA at the IIHF World Championship in Germany, scoring once and adding two assists in six games.

PERSONAL

Nickname is "Mosser"...His favorite player growing up was Steve Yzerman...Other favorites are The Gaslight Anthem (band) and "Step Brothers" (movie)...Favorite vacation spot is Northern Michigan...Enjoys playing golf.

CAREER RECORD

SEASON	TEAM	LEAGUE	GP	REGULAR SEASON								PLAYOFFS				
				G	A	PTS	PP	SH	GW	+/-	PIM	GP	G	A	PTS	PIM
2000-01	St. Louis	NAHL	9	2	2	4	-	-	-	-	2	-	-	-	-	-
	Cedar Rapids	USHL	51	20	18	38	-	-	-	-	14	4	0	1	1	2
2001-02	Michigan	CCHA	43	4	9	13	0	0	0	-2	10	-	-	-	-	-
2002-03	Michigan	CCHA	43	14	17	31	4	0	1	13	37	-	-	-	-	-
2003-04	Michigan	CCHA	38	8	12	20	4	0	1	-5	18	-	-	-	-	-
2004-05	Michigan	CCHA	38	10	20	30	4	0	2	10	26	-	-	-	-	-
2005-06	Omaha	AHL	63	21	27	48	16	0	2	0	28	-	-	-	-	-
2006-07	Omaha	AHL	28	9	12	21	4	0	2	1	22	-	-	-	-	-
2006-07	Calgary	NHL	41	10	8	18	3	0	1	5	12	6	0	1	1	0
2007-08	Calgary	NHL	41	4	7	11	0	0	0	-4	10	5	1	1	2	4
2008-09	Calgary	NHL	81	20	19	39	8	0	4	-5	22	6	3	0	3	0
2009-10	Calgary	NHL	64	8	9	17	3	0	2	-9	20	-	-	-	-	-
2010-11	Calgary	NHL	58	17	13	30	5	0	3	9	18	-	-	-	-	-
2011-12	Calgary	NHL	32	2	7	9	0	0	0	-3	12	-	-	-	-	-
2012-13	Phoenix	NHL	45	5	15	20	1	1	0	3	21	-	-	-	-	-
FRANCHISE TOTALS			45	5	15	20	1	1	0	3	21	-	-	-	-	-
NHL TOTALS			362	66	78	144	20	1	10	-4	115	17	4	2	6	4

2012-13 REAL TIME STATS

Shots: 82

Hits: 73

Blocks: 34

CAREER HIGHLIGHTS

MOST GOALS/GAME:
3 – 3/3/09 at OTT*

MOST ASSISTS/GAME:
3 – 2/14/11 at COL*

MOST POINTS/GAME:
4 – 2/14/11 at COL*

MOST PIM/GAME:
6 – 12/5/10 at CHI*

MOST SHOTS/GAME:
9 – 1/15/09 at CGY*

LONGEST GOAL STREAK:
4 games – 11/29/08 – 12/7/08*

LONGEST ASSIST STREAK:
3 games – 2 times (last 3/2/13 – 3/9/13)+

LONGEST POINT STREAK:
5 games – 11/25/09 – 12/3/09*

CAREER HAT TRICKS:
1 – 3/3/09 at OTT*

MULTIPLE POINT GAMES:
24 – (last 4/10/13 at EDM)+

FIRSTS

FIRST COYOTES GAME:
1/19/13 at DAL

FIRST COYOTES GOAL:
1/20/13 vs. CHI

FIRST COYOTES ASSIST:
1/23/13 vs. CBJ

FIRST NHL GAME:
12/19/06 at LAK*

FIRST NHL GOAL:
12/19/06 at LAK*

FIRST NHL ASSIST:
1/15/07 at NSH*

*w/CGY, +w/PHX

63



Center

6'0" • 177

Shoots: Left

Born: Feb. 10, 1980,
Montreal, Quebec

Age: 33

Career vs. NHL

TEAM	GP	G	A	PTS	PIM
ANA	42	11	33	44	26
BOS	26	3	7	10	19
BUF	28	1	14	15	4
CGY	30	10	15	25	14
CAR	25	4	12	16	20
CHI	29	8	13	21	6
COL	23	4	12	16	12
CBJ	24	1	19	20	6
DAL	3	2	0	2	0
DET	23	5	12	17	30
EDM	31	7	20	27	12
FLA	22	9	13	22	6
LAK	44	12	30	42	18
MIN	25	4	18	22	10
MTL	7	2	7	9	2
NSH	26	6	18	24	10
NJD	27	5	8	13	8
NYI	24	6	12	18	10
NYR	21	5	9	14	8
OTT	29	7	7	14	20
PHI	24	5	4	9	24
PHX	40	8	30	38	18
PIT	21	8	17	25	2
SJS	45	16	18	34	32
STL	24	9	13	22	16
TBL	21	3	11	14	10
TOR	30	12	15	27	6
VAN	30	6	15	21	22
WSH	18	1	8	9	4
WPG	23	6	13	19	22
TOTALS	785	186	423	609	397

Mike Ribeiro

ACQUIRED

Signed as a free agent, July 5, 2013

DRAFTED

Montreal's 2nd choice (2nd round, 45th overall) in the 1998 Entry Draft

2012-13 HIGHLIGHTS

Ranked second on WSH in scoring with 13-36-49 in 48 games...His 36 assists were fifth most in the NHL and his 49 points were tied for 10th...Recorded 27 power-play points (6-21-27) to rank tied with teammate Alexander Ovechkin for the NHL lead...His 21 power-play assists led the league...Ranked first on the team in shot percentage (20.6%)...His 53 penalty minutes were second most on the team...Had 16 multi-point games...Collected a pair of assists vs. WSH, Apr. 27...Recorded a five-game point streak (1-9-10), including three multi-point games from Apr. 11-20...Had a goal and an assist at FLA, Apr. 6...Scored a goal vs. NYI, Mar. 26...Collected two assists at WPG, Mar. 22 and vs. BUF, Mar. 17...Scored the game-winning goal at CAR, Mar. 14...Notched a three-game point streak (3-3-6) from Mar. 2-7...Had a four-game point streak (1-4-5) from Feb. 17-26...Recorded a point in five straight games (4-5-9), including three multi-point games from Feb. 3-12...Had a pair of assists at TOR, Jan. 31...Notched two assists vs. BUF, Jan. 27...Dished out a pair of assists in the season opener at TBL, Jan. 19...**2013 Playoffs:** Posted 1-1-2 in seven games against NYR in the ECQF...Scored the game-winning goal and went 19 for 27 (70%) on face offs on May 10 in Game 5 of the ECQF vs. NYR.

2011-12 HIGHLIGHTS

Recorded 18-45-63 and 66 PIM in 74 games with DAL to rank tied for second on the team in scoring...Became one of 12 active players in the NHL with eight-consecutive 50-point seasons...Tied for first on the team in assists (45)...Ranked fourth on the team in goals (18)...His five game-winning goals were third most on the team...Led all DAL forwards in ice time per game (20:02)...Recorded 13 multi-point games...Collected 1-2-3 at EDM, Mar. 28...Had three assists vs. PHX, Mar. 20...Notched 2-1-3 at VAN, Mar. 6...Recorded an eight-game point streak (3-8-11) from Feb. 16-29...Scored a pair of goals vs. EDM, Jan. 7 and at NSH, Jan. 5...Had a four-game point streak (1-4-5) from Dec. 13-19...Recorded a point in four straight games (1-3-4) from Nov. 19-25...Collected three assists vs. CBJ, Oct. 15.

2010-11 HIGHLIGHTS

Recorded 19-52-71 and 28 PIM in 82 games...Appeared in all 82 games for the second time in his career and the second time in the last three seasons (2008-09)...Finished the season ranked seventh in the NHL in assists (52)...Third season in the last four years that he recorded at least 50 assists...Notched four game-winning goals...Recorded 18 multi-point games...Scored a pair of goals, including the game winner at DAL Apr. 3...Collected two assists vs. ANA, Mar. 23 and at DAL, Mar. 26...Notched a goal in three straight games (3-3-6) from Mar. 7-11...Had two assists vs. EDM, Jan. 26...Career-high 11-game point streak (4-11-15) from Dec. 29 – Jan. 21...Dished out three assists Jan 21 at CGY...Scored twice vs. SJS, including the game-winning goal on Nov. 18...Recorded three assists vs. PHX, Nov. 5...Notched a pair of assists at NYI, Oct. 9, vs. DET, Oct. 14 and at TBL, Oct. 18.

2009-10 HIGHLIGHTS

Ranked third on the club in assists (34) and fourth in overall scoring with 53 points (19-34-53)...Tied for first on the team with two short-handed goals, and tied for third with eight power play goals...Collected 20 points (9-11-20) in his last 23 games of the season and 37 (13-24-37) in his last 45 games of the season...Eight of his 19 goals in 2009-10 gave the Stars the lead...Posted 12 multi-point games...Helped Dallas post an 18-7-4 record when he collected an assist, and an 11-3-3 record when he scored a goal. Missed 15 games with an injury...Recorded a season-high four points (2-2-4) vs. SJS, Mar. 16...Collected 2-1-3 at CGY, Feb. 11...Collected a season-high three assists, including his 400th NHL point, at CAR on Dec. 16...Had three consecutive multi-point games (2-4-6) from Oct. 9-14.

2008-09

Led the Stars with 56 assists, 78 points, and 20 multiple-point games - also ranked second on DAL with seven power-play goals and third with 22 goals...His 56 assists tied a career high and ranked ninth in the NHL...Topped the club in scoring for the third straight year and in assists for the second year in a row...Was one of just six NHL players with at least 20 goals and 50 assists in each of the previous two seasons (Malkin, Datsyuk, Getzlaf, St. Louis and Thornton)...One of two Stars to skate in all 82 games this season (also Eriksson)...Dallas went 14-2-4 in his 20 multiple-point games and 13-4-1 when he netted a goal...Posted three assists at PHX, Mar. 30...Had an eight-game point streak (4-7-11) from Mar. 3-17...Skated in his 500th career NHL game on at STL on Mar. 10...Collected 2-1-3 vs. ANA, Feb. 28...Posted 2-2-4 vs. NYR, Feb. 6...Netted his first career NHL hat trick at FLA on Jan. 21...Recorded 1-2-3 vs. ANA, Dec. 27...Had three assists at PHX, Nov. 15...Recorded a career-high five points (1-4-5) at NYI, Oct. 23.

2007-08 HIGHLIGHTS

Set new career-highs for goals (27), assists (56) and points (83)...Ranked first on the Stars with 56 assists, 83 points, and was tied for second with 27 goals...Ranked 10th in the NHL in assists (56) and tied for 12th in points (83)...Appeared in his first NHL All-Star Game in Atlanta...Had 23 multi-point games, including seven three-point games and two four-point efforts...Recorded 1-2-3 at ANA, Apr. 12...Collected three assists at LAK, Mar. 29...Recorded 2-2-4 and was a plus-5 at NSH, Feb. 23...Posted 1-2-3 at ANA, Feb. 15...Notched a goal and two assists vs. STL, Feb. 9...Posted 1-2-3 vs. MTL, Dec. 23 and vs. MIN, Dec. 26...Scored twice at CGY, Dec. 21...Recorded 2-2-4 vs. LAK, Dec. 13...Scored a goal and dished out two assists at ANA, Nov. 5...Posted 1-2-3 at PHX, Oct. 27...**2008 Playoffs:** Recorded 3-14-17 and 16 PIM in 18 playoff games to help lead DAL to the Western Conference Final...Led the team in playoffs points and assists...Dished out two assists in Game 3 of the WCSF vs. SJS, Apr. 29 and Game 1 of the WCSF at SJS, Apr. 25...Had a pair of assists vs. ANA in Game 3 of the WCQF on Apr. 15...Collected 1-2-3 at ANA, Apr. 12 in Game 2 of the WCQF...Had two assists at ANA in Game 1 of the WCQF.

2006-07 HIGHLIGHTS

Recorded 18-41-59 in 81 games in his first season with DAL...Led the team in points and was third in assists...Posted 15 multi-point games...Collected 2-1-3 vs. PHX, Mar. 27...Dished out three assists at PHX, Mar. 24...Scored twice and recorded his 200th career NHL point vs. PHX, Mar. 18...Appeared in his 300th career NHL game at WSH on Nov. 30...Had two goals at ATL, Nov. 17...Collected 1-2-3 at LAK, Oct. 14...**2007 Playoffs:** In seven playoff games against VAN in the WCQF, notched three assists and ranked tied for second in helpers and tied for third in points (3).

2005-06 HIGHLIGHTS

Recorded 16-35-51 in 79 games in his final season in MTL...Notched 11 multi-point games...Collected 1-2-3 at OTT, Apr. 6...Scored twice at PHI, Mar. 6...Had a pair of goals vs. DAL, Jan. 16...Posted a six-game assist streak (0-7-7) from Dec. 1-17...Notched two goals vs. PHI, Oct. 25.

PACK FACT

Led the NHL in power-play assists (21) and tied for the NHL lead in power-play points (27) in 2012-13.



2004-05 HIGHLIGHTS

Played in 17 games with Espoo in Finland, registering eight goals and nine assists for 17 points.

2003-04 HIGHLIGHTS

Led MTL in scoring with 20-45-65 in 81 games...Recorded 13 multi-point games and a plus-15 rating...Posted 12 game-winning points (5-7-12)...Recorded 1-3-4 at PIT, Jan. 10...Had a career-high four assists vs. NSH, Dec. 18...Had a seven-game assist streak (0-7-7) from Nov. 8-22...Notched 1-2-3 vs. PIT, Oct. 16...**2004 Playoffs:** Recorded 2-1-3 and 18 PIM in 11 playoff games...Scored a pair of goals vs. BOS in Game 4 of the ECQF, Apr. 13.

2002-03 HIGHLIGHTS

Skated in 52 games with Montreal, collecting 17 points (5-12-17)...Missed 13 games with an injury...Also appeared in three games with Hamilton (AHL) notching one assist.

2001-02 HIGHLIGHTS

Played 43 games with Montreal recording 8-10-18 and appeared in 23 contests with Quebec of the American Hockey League posting 9-14-23...Skated for the Rookie Team at the Young Stars Game during the NHL All-Star Weekend, recording four points (1-3-4)...Registered his first multi-point game (0-2-2) of his career vs. CHI on Dec. 3.

2000-01 HIGHLIGHTS

Skated in 74 games with Quebec (AHL), placing second on the team with 66 points (26-40-66) and earning Quebec's Player of the Year honors...Appeared in two games for MTL.

1999-00 HIGHLIGHTS

Saw his first NHL action with MTL and registered two points (1-1-2) in 19 games...Made his NHL debut on Oct. 2 vs. TOR...Played in three games with Quebec (AHL)...Recorded 17-28-45 and a plus-17 rating in 21 games with Quebec (QMJHL)...Named to QMJHL All-Star Game.

1998-99 HIGHLIGHTS

Recorded 67-100-167 in 69 games with Rouyn-Noranda (QMJHL)...Was the top scorer in the Canadian Hockey League and QMJHL, and led the QMJHL in goals...Was named to the QMJHL and the CHL First All-Star Teams, and the 1999 QMJHL All-Star Game.

1997-98 HIGHLIGHTS

Recorded 40-85-125 in 67 games with Rouyn-Noranda (QMJHL)...Led the QMJHL in assists (85) and was named to the CHL All-Rookie Team and was a QMJHL Second All-Star Team...Won the Michel Bergeron Award as QMJHL Offensive Rookie of the Year.

INTERNATIONAL CAREER

Won a bronze medal with Team Canada at the 2000 World Junior Championships in Sweden...Recorded 0-2-2 in seven games.

PERSONAL

Nickname is "Ribz"...Mike and his wife Tamara have three kids: Mikael, Noah and Viktoria...His favorite player growing up was Wayne Gretzky...Favorite sport other than hockey is basketball...Other favorites include: "Inception" (movie), Jay-Z (music) and Turks and Caicos (vacation spot)...Enjoys shopping.

CAREER RECORD

SEASON	TEAM	LEAGUE	GP	REGULAR SEASON								PIM	PLAYOFFS				
				G	A	PTS	PP	SH	GW	+/-			GP	G	A	PTS	PIM
1997-98	Rouyn-Noranda	QMJHL	67	40	85	125	-	-	-	35	55	55	6	3	1	4	0
1998-99	Rouyn-Noranda	QMJHL	69	67	100	167	-	-	-	50	137	137	11	5	11	16	12
	Fredericton	AHL	0	0	0	0	-	-	-	0	0	0	5	0	1	1	2
1999-00	Rouyn-Noranda	QMJHL	2	1	3	3	-	-	-	2	0	0	-	-	-	-	-
	Quebec	QMJHL	21	17	28	45	-	-	-	17	30	30	11	3	20	23	38
	Montreal	NHL	19	1	1	2	1	0	0	1	2	2	-	-	-	-	-
	Quebec	AHL	3	0	0	0	0	0	0	-8	2	2	-	-	-	-	-
2000-01	Montreal	NHL	2	0	0	0	0	0	0	0	2	2	-	-	-	-	-
	Quebec	AHL	74	26	40	66	5	2	5	-5	44	44	9	1	5	6	23
2001-02	Montreal	NHL	43	8	10	18	3	0	0	-11	18	18	-	-	-	-	-
	Quebec	AHL	23	9	14	23	2	2	0	7	36	36	3	0	3	3	0
2002-03	Montreal	NHL	52	5	12	17	2	0	0	-3	6	6	-	-	-	-	-
	Hamilton	AHL	3	0	1	1	0	0	0	1	0	0	-	-	-	-	-
2003-04	Montreal	NHL	81	20	45	65	7	0	5	15	34	34	11	2	1	3	18
2004-05	Espoo	SM-liiga	17	8	9	17	-	-	-	7	4	4	-	-	-	-	-
2005-06	Montreal	NHL	79	16	35	51	8	0	2	-6	36	36	6	0	2	2	0
2006-07	Dallas	NHL	81	18	41	59	6	0	3	3	22	22	7	0	3	3	4
2007-08	Dallas	NHL	76	27	56	83	7	0	7	21	46	46	18	3	14	17	16
2008-09	Dallas	NHL	82	22	56	78	7	0	1	-4	52	52	-	-	-	-	-
2009-10	Dallas	NHL	66	19	34	53	8	2	0	-5	38	38	-	-	-	-	-
2010-11	Dallas	NHL	82	19	52	71	7	0	4	-4	28	28	-	-	-	-	-
2011-12	Dallas	NHL	74	18	45	63	2	0	5	5	66	66	-	-	-	-	-
2012-13	Washington	NHL	48	13	36	49	6	0	1	-4	53	53	7	1	1	2	10
NHL TOTALS			785	186	423	609	64	2	26	1	397	397	49	6	21	27	48

2012-13 REAL TIME STATS

Shots: 63

Hits: 55

Shot Percentage: 20.6%

CAREER HIGHLIGHTS

MOST GOALS/GAME:
3 – 1/21/09 at FLA^

MOST ASSISTS/GAME:
4 – 2 times (last 10/23/08 at NYI)^

MOST POINTS/GAME:
5 – 10/23/08 at NYI^

MOST PIM/GAME:
14 – 2/27/13 at PHI#

MOST SHOTS/GAME:
7 – 3 times (last 2/28/09 vs. ANA)^

LONGEST GOAL STREAK:
4 – 2 times (last 12/21/07-12/29/07)^

LONGEST ASSIST STREAK:
7 – 11/8/03-11/22/03*

LONGEST POINT STREAK:
11 – 12/29/10-1/21/11^

CAREER HAT TRICKS:
1 – 1/21/09 at FLA^

MULTIPLE POINT GAMES:
149 – last 4/27/13 vs. BOS#

FIRSTS

FIRST COYOTES GAME:
None

FIRST COYOTES GOAL:
None

FIRST COYOTES ASSIST:
None

FIRST NHL GAME:
10/2/99 vs. TOR*

FIRST NHL GOAL:
10/23/99 at TOR*

FIRST NHL ASSIST:
11/22/99 at ANA*

*w/MTL, ^w/DAL, #w/WSH

2


Defense
6'2" • 195
Shoots: Right
**Born: Oct. 8, 1990,
Lycksele, Sweden**
Age: 22
Career vs. NHL

TEAM	GP	G	A	PTS	PIM
ANA	0	0	0	0	0
BOS	2	0	0	0	0
BUF	2	0	0	0	0
CGY	1	0	0	0	0
CAR	3	1	1	2	2
CHI	0	0	0	0	0
COL	1	0	0	0	0
CBJ	4	0	1	1	2
DAL	2	0	0	0	0
DET	1	0	1	1	0
EDM	2	0	0	0	0
FLA	1	0	1	1	0
LAK	0	0	0	0	0
MIN	2	0	0	0	0
MTL	0	0	0	0	0
NSH	2	0	0	0	0
NJD	1	0	0	0	0
NYI	0	0	0	0	0
NYR	2	0	0	0	0
OTT	0	0	0	0	0
PHI	1	0	0	0	2
PHX	0	0	0	0	0
PIT	2	0	0	0	0
SJS	0	0	0	0	0
STL	0	0	0	0	0
TBL	1	0	0	0	0
TOR	1	0	1	1	0
VAN	2	0	1	1	0
WSH	3	0	1	1	0
WPG	2	0	0	0	0
TOTALS	38	1	7	8	6

David Rundblad

**PACK
FACT**
Led all Portland defensemen and ranked eighth among all AHL blue liners in scoring with 9-30-39 in 50 games last season.
ACQUIRED

From Ottawa along with a 2nd round draft pick in the 2012 Entry Draft in exchange for Kyle Turris, Dec. 17, 2011

DRAFTED

St. Louis' 1st choice (1st round, 17th overall) in the 2009 Entry Draft

2012-13 HIGHLIGHTS

Played in eight games with the Coyotes recording one assist...Posted 9-30-39 and a plus-8 rating in 50 games with Portland (AHL)...Led the Pirates in defensemen scoring and his 18 power-play points (6-12-18) were second most on the team...Ranked eighth among all AHL defensemen in points (39).

2011-12 HIGHLIGHTS

Appeared in 24 games with Ottawa in his first professional season, recording 1-3-4...Collected three assists in six games with the Coyotes after being acquired in a trade on Dec. 17...Recorded 7-9-16 in 30 games with Portland (AHL)...Scored a goal in his Portland debut vs. Springfield, Jan. 14...Collected an assist in his PHX debut at CAR, Dec. 21...Scored his first career NHL goal vs. CAR, Nov. 27...Recorded his first career NHL point (assist) at WSH, Oct. 15...Made his NHL debut vs. MIN, Oct. 11.

2010-11 HIGHLIGHTS

Recorded 50 points (11-39-50) in 55 games with Skelleftea (Sweden), the second-highest point total by a defenseman in Elitserien history (David Petrasek, 53 points in 52 games in 2009-10 for HV71).

2009-10 HIGHLIGHTS

Collected 1-12-13 in 47 games with Skelleftea...Posted 3-7-10 in 18 postseason games...Signed an entry-level contract with St. Louis, June 10...Traded to Ottawa on June 25.

2008-09 HIGHLIGHTS

Recorded 10 assists in 45 games with Skelleftea.

INTERNATIONAL CAREER
2011: Won a silver medal with Sweden at the 2011 IIHF World Championship in Slovakia...Had one assist in four games...**2010:** Was an alternate captain of Sweden's bronze medal team at the 2010 IIHF World Junior Championship in Canada...Recorded 1-4-5 in six games...**2009:** Won a silver medal with Sweden at the 2009 IIHF World Junior Championship in Ottawa, Ontario...Had 1-1-2 in six games.

PERSONAL

Nickname is "Rundy"...His favorite player growing up was Nicklas Lidstrom...Lists Mumford and Sons as his favorite band...His favorite move is "Ted"...Enjoys playing soccer.



CAREER RECORD

SEASON	TEAM	LEAGUE	GP	REGULAR SEASON								PLAYOFFS				
				G	A	PTS	PP	SH	GW	+/-	PIM	GP	G	A	PTS	PIM
2007-08	Skelleftea	Sweden	6	0	0	0	-	-	-	0	2	-	-	-	-	-
2008-09	Skelleftea	Sweden	45	0	10	10	-	-	-	3	8	10	1	1	2	2
2009-10	Skelleftea	Sweden	47	1	12	13	-	-	-	4	14	12	0	1	2	2
2010-11	Skelleftea	Sweden	55	11	39	50	-	-	-	5	14	18	3	7	10	20
2011-12	Ottawa	NHL	24	1	3	4	0	0	0	-11	6	-	-	-	-	-
	Phoenix	NHL	6	0	3	3	0	0	0	-1	0	-	-	-	-	-
	Portland	AHL	30	7	9	16	4	0	1	-18	27	-	-	-	-	-
2012-13	Phoenix	NHL	8	0	1	1	0	0	0	-5	0	-	-	-	-	-
	Portland	AHL	50	9	30	39	6	0	2	8	26	3	1	0	1	0
FRANCHISE TOTALS			14	0	4	4	0	0	0	-5	0	-	-	-	-	-
NHL TOTALS			38	1	7	8	0	0	0	-17	6	-	-	-	-	-

2012-13 REAL TIME STATS

Shots: 9

Blocks: 9

Hits: 7

CAREER HIGHLIGHTS

MOST GOALS/GAME:
1 – 11/27/11 vs. CAR*

MOST SHOTS/GAME:
5 – 3/3/12 vs. DET+

LONGEST POINT STREAK:
None

MOST ASSISTS/GAME:
1 – 7 times (last 2/26/13 at VAN)+

LONGEST GOAL STREAK:
None

CAREER HAT TRICKS:
None

MOST POINTS/GAME:
1 – 8 times (last 2/26/13 at VAN)+

LONGEST ASSIST STREAK:
None

MULTIPLE POINT GAMES:
None

MOST PIM/GAME:
2 – 3 times (last 3/3/12 vs. CBJ)+

FIRSTS

FIRST COYOTES GAME:
1/19/13 at DAL

FIRST NHL GAME:
10/11/11 vs. MIN*

FIRST COYOTES GOAL:
None

FIRST NHL GOAL:
11/27/11 vs. CAR*

FIRST COYOTES ASSIST:
2/26/13 at VAN

FIRST NHL ASSIST:
10/15/11 at WSH*

*w/PIT, +w/PHX

6


Defense
6'1" • 190
Shoots: Left
Born: May 7, 1987
Edmonton, Alberta
Age: 26
Career vs. NHL

TEAM	GP	G	A	PTS	PIM
ANA	12	1	2	3	4
BOS	3	0	1	1	0
BUF	1	0	1	1	0
CGY	7	0	1	1	8
CAR	3	0	1	1	0
CHI	8	0	5	5	2
COL	6	1	1	2	2
CBJ	5	1	1	2	2
DAL	12	2	1	3	0
DET	8	0	0	0	4
EDM	9	0	3	3	4
FLA	2	0	0	0	2
LAK	11	0	2	2	2
MIN	7	0	1	1	2
MON	2	0	0	0	0
NSH	7	1	2	3	4
NJD	1	0	2	2	0
NYI	1	0	0	0	0
NYR	1	0	0	0	0
OTT	1	0	0	0	0
PHI	3	0	0	0	0
PHX	-	-	-	-	-
PIT	1	0	0	0	2
SJS	8	0	1	1	2
STL	6	0	1	1	10
TBL	3	1	1	2	0
TOR	1	0	0	0	0
VAN	7	0	3	3	0
WSH	1	0	0	0	2
WPG	2	0	0	0	2
TOTALS	139	7	30	37	54

David Schlemko

ACQUIRED

Signed as a free agent, July 19, 2007

DRAFTED

Not Drafted

2012-13 HIGHLIGHTS

Posted 1-5-6 and 12 PIM in 30 games...Had a team high plus-8 rating...Ranked fifth on the team with 57 blocked shots...Scored a goal vs. COL, Apr. 26...Scored the GDG in the shootout at CHI, Apr. 20...Recorded an assist in back-to-back games on Mar. 28 at NSH and Mar. 30 at SJS...Skated in a season-high 24:49 of ice time at LAK, Mar. 19...Missed 16 games with an injury (2/7-3/12)...Skated in 22:20 of ice time vs. DAL, Feb. 2 and blocked four shots...Had two assists in the home opener vs. CHI, Jan. 20.

2011-12 HIGHLIGHTS

Established a career high in games played (46) and matched a career high in assists (10)...Posted 1-10-11 and a plus-7 rating...Had a career-best 58 SOG and ranked fourth on the team in blocked shots (88)...Missed 28 games (1/10-3/12) with an injury suffered vs. NYI, Jan. 7...Collected an assist in a 3-2 win vs. NSH, Dec. 6...Played a season-high 25 minutes and had an assist in a 4-3 SO win at CHI, Dec. 5...Recorded an assist in three straight games (0-4-4) Oct. 27-Nov. 2...Had a pair of assists in a 5-3 win vs. NJD, Oct. 27...Scored a goal in a 5-2 win at NSH, Oct. 13...**2012 Playoffs:** Averaged 16:13 TOI/game in five postseason games.

2010-11 HIGHLIGHTS

Played in 43 games and established career highs in goals (4), assists (10), points (14), plus/minus (plus-8) and PIM (24)...Recorded a goal vs. DAL, Mar. 29...Collected an assist and blocked three shots vs. STL, Mar. 22...Recorded an assist at VAN, Mar. 18...Scored a goal in back-to-back games at TBL, Feb. 23 and at CBJ, Feb. 25...Recorded the second multi-point game of his career (1-1-2) at TBL, Feb. 23...Missed 15 games with an upper-body injury (1/18-2/22)...Set a new career high for assists in a season (5) at ANA, Dec. 5...Posted a three-game assist streak (0-4-4) from at EDM, Nov. 19, to vs. EDM, Nov. 23...Set a new career high with 0-2-2 vs. EDM, Nov. 23...**2011 Playoffs:** Played in four games in the WCQF vs. DET recording one goal and four penalty minutes...Notched a PPG in Game 3 of the WCQF vs. DET, Apr. 18...Made his Stanley Cup playoff debut in Game 1 at DET, Apr. 13.

2009-10 HIGHLIGHTS

Played in 55 games for San Antonio (AHL), recording 5-26-31 and 30 PIM...Ranked third in scoring among Rampage defensemen...Set AHL career highs in assists, points and penalty minutes...Also played in 17 games for the Coyotes, collecting 1-4-5 and a plus-1 rating...Recorded an assist in back-to-back games, at CGY (Nov. 25) and vs. DAL (Nov. 27)...Logged a career high 24:19 TOI vs. TBL, Nov. 16...Scored his first career NHL goal in win vs. DAL and was plus-3, Nov. 14...Made his season debut for the Coyotes vs. CHI on Nov. 5, recording an assist and three SOG...Finished the AHL season with seven multi-point games...Scored two goals at Chicago (AHL), Feb. 17...Recorded 1-2-3 vs. Peoria, Mar. 17...Collected two assists in each of the last two games of the AHL season (Apr. 10 vs. Rockford; Apr. 11 vs. Houston).

2008-09 HIGHLIGHTS

Appeared in 68 games with San Antonio (AHL), recording 7-22-29 and 20 penalty minutes...Also played in three games with the Coyotes and notched one assist...Recorded his first career NHL point while logging 20:09 TOI vs. CAR, Feb. 7...Made his NHL debut at NSH, Feb. 3...Ranked second among Rampage defensemen in points...Recorded two GWGs and five multi-point games...Registered a four-game point streak (0-5-5) from Oct. 15-25.

2007-08 HIGHLIGHTS

Appeared in 58 games for Arizona (CHL), recording 10-29-39 and 24 penalty minutes...Ranked fourth among Sundog defensemen in points (29)...Played in 14 playoff games, helping lead Arizona to the CHL President's Cup Championship...Recorded 3-5-8 during the postseason...Also appeared in one regular season game for San Antonio (AHL).

2006-07 HIGHLIGHTS

Registered 8-50-58 and 78 penalty minutes in 64 games with Medicine Hat (WHL)...Ranked first among WHL defensemen in assists and fifth in points...Named to the WHL Eastern Conference All-Star Second Team...Registered 3-13-16 in 23 playoff games while helping lead Medicine Hat to the WHL Championship and a berth in the Memorial Cup final.

2005-06 HIGHLIGHTS

Recorded 9-35-44 and 44 penalty minutes in 69 games with Medicine Hat (WHL)...Added 2-5-7 and 15 penalty minutes in 13 playoff games.

PACK FACT

Scored his first career GDG in his first career shootout attempt at Chicago, April 20, 2013.



2004-05 HIGHLIGHTS

Collected 5-24-29 and 23 penalty minutes in 65 games in his first WHL season with Medicine Hat.

PERSONAL

Favorite hockey player growing up was Nicklas Lidstrom...Favorite hockey memory is scoring his first NHL goal...Enjoys spending time with his family and playing golf...Favorite TV show is "Big Brother"...Favorite movie is "Old School"...Nickname is "Schlemer"...David and his wife, Kristen, have a daughter, Ava, and reside in Scottsdale.

CAREER RECORD

SEASON	TEAM	LEAGUE	GP	REGULAR SEASON								PLAYOFFS				
				G	A	PTS	PP	SH	GW	+/-	PIM	GP	G	A	PTS	PIM
2004-05	Medicine Hat	WHL	65	5	24	29	1	1	1	15	23	13	0	3	3	10
2005-06	Medicine Hat	WHL	69	9	35	44	6	0	0	17	44	13	2	5	7	15
2006-07	Medicine Hat	WHL	64	8	50	58	5	0	3	12	78	23	3	13	16	12
2007-08	San Antonio	AHL	1	0	0	0	0	0	0	0	4	-	-	-	-	-
	Arizona	CHL	58	10	29	39	8	0	1	12	24	14	3	5	8	6
2008-09	San Antonio	AHL	68	7	22	29	3	0	2	-15	20	-	-	-	-	-
	Phoenix	NHL	3	0	1	1	0	0	0	-2	0	-	-	-	-	-
2009-10	San Antonio	AHL	55	5	26	31	2	1	0	-4	30	-	-	-	-	-
	Phoenix	NHL	17	1	4	5	0	0	0	1	8	-	-	-	-	-
2010-11	Phoenix	NHL	43	4	10	14	0	0	0	8	24	4	1	0	1	4
	San Antonio	AHL	3	0	0	0	0	0	0	-4	2	-	-	-	-	-
2011-12	Phoenix	NHL	46	1	10	11	0	0	0	7	10	5	0	0	0	0
2012-13	Arizona	CHL	14	3	7	10	1	1	1	7	4	-	-	-	-	-
	Phoenix	NHL	30	1	5	6	0	0	0	8	12	-	-	-	-	-
FRANCHISE AND NHL TOTALS			139	7	30	37	0	0	0	22	54	9	1	0	1	4

2012-13 REAL TIME STATS

Blocks: 57

Hits: 38

Shots: 35

CAREER HIGHLIGHTS

MOST GOALS/GAME:
1 – 7 times (last 4/26/13 vs. COL)

MOST ASSISTS/GAME:
2 – 3 times (last 1/20/13 vs. CHI)

MOST POINTS/GAME:
2 – 4 times (last 1/20/13 vs. CHI)

MOST PIM/GAME
6 – 3/14/13 at STL

MOST SHOTS/GAME:
4 – 2 times (last 4/26/13 vs. COL)

LONGEST GOAL STREAK:
2 games – 2/23/11-2/25/11

LONGEST ASSIST STREAK:
3 games – 2 times (last 10/27/11-12/2/11)

LONGEST POINT STREAK:
3 games – 2 times (last 10/27/11-12/2/11)

CAREER HAT TRICKS:
None

MULTIPLE POINT GAMES:
4 (last 1/20/13 vs. CHI)

FIRSTS

FIRST COYOTES GAME:
2/3/09 at NSH

FIRST COYOTES GOAL:
11/14/09 vs. DAL

FIRST COYOTES ASSIST:
2/7/09 vs. CAR

FIRST NHL GAME:
2/3/09 at NSH

FIRST NHL GOAL:
11/14/09 vs. DAL

FIRST NHL ASSIST:
2/7/09 vs. CAR

41

Mike Smith

ACQUIRED

Signed as a free agent, July 1, 2011

DRAFTED

Dallas Stars' 5th choice (5th round, 161st overall) in the 2001 Entry Draft

2012-13 HIGHLIGHTS

Went 15-12-5 with a 2.58 GAA and a .910 SV% in 34 starts...His five shutouts tied for tops in the NHL...Missed 12 games with injuries... Played in his 100th game with the Coyotes on Apr. 24 vs. SJS...Notched 24 saves in a shutout vs. COL, Apr. 6...Stopped 23 shots in a shutout at CBJ, Mar. 16...Turned away 30 shots in a shutout vs. CGY, Feb. 18...Matched a season-high 41 saves in a 3-2 OT win at COL, Feb. 11... Registered 33 saves in his second shutout of the season at SJS, Feb. 9...Collected 17 saves in a shutout vs. DAL, Feb. 2.

2011-12 HIGHLIGHTS

Smith went 38-18-10 with a 2.21 GAA and a .930 SV% in 67 games...He ranked fourth in the NHL in wins (38) and SV% (.930) and he ranked seventh in GAA (2.21)...His eight shutouts were tied for third in the NHL and matched the single-season franchise record...Ranked third in the NHL in saves (2,066) and seventh in starts (67)...Set the single-season franchise mark in SV%...His GAA and wins ranked second on the single-season franchise list...Selected as team MVP...Won five straight starts to end the season...Named the NHL's First Star of the Week, Apr. 8...Posted a 0.67 GAA, .982 save percentage and one shutout in three straight wins from Apr. 3-7 as the Coyotes captured the Pacific Division title for the first time in franchise history...Began the week by making 54 saves, an NHL record for saves in a regular-season shutout, in a 2-0 victory vs. CBJ, Apr. 3...The win vs. CBJ also extended Smith's shutout streak to three consecutive games, a career high...As part of the streak he also had 44 saves in a 4-0 SO vs. ANA, Mar. 31 and 38 saves in a 2-0 SO vs. SJS, Mar. 29...His overall shutout streak (Mar. 25-Apr. 6) reached 234:25...Smith made 161 consecutive saves during the streak, the most since saves were introduced as an official NHL statistic in 1976-77... Collected his 100th career win vs. COL, Mar. 22...Recorded his fifth SO vs. SJS, Mar. 10, while also picking up his 30th win...Named the NHL's First Star of the Month for February...Went 11-0-0 in the month...His 11-game winning streak set a franchise record...Posted a 1.42 GAA, .952 SV% and two shutouts in Feb...Named the NHL's First Star of the Week, Feb. 13...Recorded four wins and a league best 0.74 GAA and .975 SV% during the week...Posted back-to-back shutouts Feb. 11 vs. CHI (38 saves) and Feb. 16 at LAK (28 saves)...Won his 20th game of the season vs. DET, Feb. 6...Set a new career high for wins in a season (15) at FLA, Dec. 20...Posted an 8-2-1 record in Nov...Notched 26 saves in a 3-0 win vs. DAL, Nov. 26...Recorded his first shutout with PHX at SJS, Nov. 12 (31 saves)... Won his first game with the Coyotes vs. WPG, Oct. 15...Made 46 saves in PHX debut at SJS, Oct. 8...**2012 Playoffs:** Went 9-7-3 with a 1.99 GAA, .944 SV% and three shutouts in 16 postseason starts...His three shutouts ranked tied for first among playoff goalies and he ranked second in SV% (.944), and fourth in GAA (1.99) and wins (9)...Stopped 36 shots in a 4-0 shutout at LAK, May 20 in Game 4 of the WCF...Appeared in all five games of the WCSF against NSH...Posted a 1.73 GAA and a .943 SV% during the WCSF...Recorded a shutout in Game 4 (25 saves) at NSH, May 4...Appeared in all six games of the WCQF against CHI...Posted a 1.81 GAA and a .950 SV% during the WCQF...Recorded his first career playoff shutout in Game 6 at CHI, Apr. 23, stopping 39 shots...Made 46 saves in Game 2 vs. CHI, Apr. 14...Made 43 saves in his postseason debut with PHX in Game 1 vs. CHI, Apr. 12 in a 3-2 OT win.

2010-11 HIGHLIGHTS

Went 13-6-1 with a 2.90 GAA and a .899 SV% in 22 games with TBL...Won his final three starts of the season Mar. 26-Apr. 9...Was 5-1-1 with a 1.68 GAA and a .945 SV% in his last six starts of the year... Stopped 42 of 44 shots in a 6-2 win at CAR, Apr. 9 (regular season finale)...Earned a shutout with 31 saves at CHI, Apr. 3...Turned away 33 of 35 shots in a 4-2 win at CAR, Mar. 26...Recalled from Norfolk (AHL) on Feb. 25 after going 1-4-0 with a 1.83 GAA and a .924 SV% with the Admirals...Assigned to Norfolk, Jan. 20...Missed 15 games with an injury Dec. 20-Jan. 20...Earned his 10th win in his 17th game on Dec. 18, marking a career-best for the fastest span to that many victories...Won four consecutive starts from Nov. 18-24...Stopped 26 of 27 shots in a 3-1 win vs. BOS, Nov. 22...Turned away 29 of 30 shots in a 2-1 win at BUF, Nov. 20...Went 4-0-1 in his first five starts of the season...**2011 Playoffs:** Went 1-1-0 with a 1.00 GAA and a .958 SV% in three playoff games during the ECF vs. BOS...Made his first career postseason start in Game 5, in which he stopped 17 of 19 shots...Stopped all 21 shots against in relief during Game 4 of the ECF, earning him his first career postseason win...Made his NHL playoff debut in relief in Game 2 of the ECF, stopping all eight shots faced in 18:49 of ice time.

2009-10 HIGHLIGHTS

Surpassed his previous career high total by appearing in 42 games in goal for TBL...Had 13 wins...Earned his 50th career win on vs. PIT, Jan. 2 and recorded his 10th career shutout on at PIT, Mar. 31...Was named the NHL's Second Star of the Week on Jan. 4 after going 2-0-1 with a 1.31 GAA and a .957 SV%...Made a season-high eight consecutive starts from Dec. 21 to Jan. 8.

2008-09 HIGHLIGHTS

Played in 41 games with TBL, posting a 14-18-9 record, a .916 SV% and a 2.62 GAA with two SO...Missed the final 32 games of the season with an injury...Set career highs with 14 wins, 1,282 shots against, 1,174 saves, 2,471:21 minutes played and a .916 SV%...Recorded his second career assist Oct. 28 at TOR... Posted his longest shutout streak of the season, 111:37, from Oct. 18-31...Faced a season-high 46 shots Oct. 11 vs. CAR.

2007-08 HIGHLIGHTS

Posted a 2.79 GAA and a .893 SV% with one SO in 13 games after being acquired by TBL...Went 12-9-0 with a 2.46 GAA and a .906 SV% in 21 games with DAL...Had two SO with DAL...Stopped all six shots faced in shootouts and posted a 2-0 record...Earned his sixth career SO, his first with TBL, with 20 saves and earned his first career assist vs. NYR, Mar. 15...Made 35 saves on 36 shots faced, both highs with the Lightning, for his second win with TBL at BOS, Mar. 13...Played on his 50th career game at CBJ, Mar. 9...Made his Lightning debut vs. MIN, Feb. 27 and made 24 saves on 27 shots in a loss...Was named the NHL's Third Star of the Week for the week of Nov. 19-25...Notched his second SO of the year at MIN, Feb. 7, making 25 stops...Faced a season-high 41 shots Nov. 25 at NYR...Posted his first SO of the season Nov. 19 vs. LAK, making 22 saves.



Goaltender

6'4" • 218

Catches: Left

Born: Mar. 22, 1982,
Kingston, Ontario

Age: 31

Career vs. NHL

TEAM	GP	MINS	GA	SOG	SHO	W	L	T/OT	PTS%	GAA	SV%
ANA	13	724	33	339	2	8	3	1	.708	2.73	.903
BOS	9	497	21	247	0	3	6	0	.333	2.54	.915
BUF	9	532	25	282	0	4	3	1	.563	2.82	.911
CGY	8	493	21	207	1	4	3	1	.563	2.55	.899
CAR	11	649	33	351	0	2	6	3	.318	3.05	.906
CHI	8	434	20	228	2	5	3	0	.625	2.76	.912
COL	11	616	17	321	1	8	1	2	.818	1.66	.947
CBJ	11	563	21	279	2	4	3	2	.555	2.24	.925
DAL	13	802	26	350	2	7	1	5	.731	1.95	.926
DET	9	507	22	250	0	2	5	2	.333	2.60	.912
EDM	8	467	17	228	0	5	1	1	.786	2.17	.925
FLA	12	702	37	347	0	4	4	3	.500	3.16	.893
LAK	14	832	27	389	2	9	4	1	.679	1.94	.931
MIN	10	561	19	222	2	4	5	1	.450	2.03	.914
MON	6	346	13	177	0	2	0	3	.700	2.25	.927
NSH	7	392	18	177	1	3	3	1	.500	2.75	.898
NJD	4	249	11	141	0	2	0	2	.750	2.64	.922
NYI	3	180	3	100	1	3	0	0	1.000	1.00	.970
NYR	12	686	31	329	1	4	6	2	.417	2.71	.906
OTT	7	427	20	212	0	4	3	0	.571	2.81	.906
PHI	12	573	36	311	0	4	6	1	.410	3.78	.884
PHX	6	279	12	130	1	3	2	0	.600	2.58	.908
PIT	9	489	20	196	2	3	5	0	.375	2.45	.898
SJS	12	716	24	434	4	7	3	1	.681	2.01	.945
STL	8	481	27	236	0	3	5	0	.375	3.37	.886
TBL	1	59	4	21	0	0	1	0	.000	4.07	.810
TOR	4	250	10	139	0	3	0	1	.875	2.40	.928
VAN	7	402	16	235	0	3	3	0	.500	2.38	.932
WSH	7	334	28	178	0	0	6	0	.000	5.01	.843
WPG	12	723	28	330	0	7	5	0	.583	2.32	.915
TOTALS	263	14964	640	7386	24	120	96	34	.548	2.56	.913



2006-07 HIGHLIGHTS

Named to the 2006-07 NHL All-Rookie Team...Second player in DAL history named to the All-Rookie Team (Mike Modano, 1990)...Was named the NHL's Third Star of the Week on Feb. 12 for the second time of the season (also on Nov. 26) after going 3-0-0 with a 0.85 GAA and a .967 SV%...Registered a career high 131:06 shutout streak from Jan. 4-11, spanning four games...Became first goaltender in DAL history to record a SO in his NHL debut at PHX, Oct. 21 with 22 saves.

2005-06 HIGHLIGHTS

Appeared in his fourth professional season with Iowa (AHL), recording a 25-19-6 record, a 2.50 GAA and a .917 SV% in 50 games...Led all AHL goaltenders in assists (6), ranked fourth in GAA and saves (1,387), seventh in SV% and eighth in wins...Was named the AHL Goaltender of the Month for April, going 5-1-0 with a 2.11 GAA and a .937 SV%...Tied an AHL record with three assists at Peoria, Mar. 3, becoming the third goaltender all-time to do it...Was recalled by DAL Jan. 18 but did not play...Earned the first SO in Iowa (AHL) history in a 1-0 win vs. Hamilton, Nov. 19...Played in seven Calder Cup playoff games, recording a 3-4 record and a 2.74 GAA...Posted the first playoff win in Iowa history Apr. 22.

2004-05 HIGHLIGHTS

Posted a 19-17-3 record with 2.42 GAA, a .915 SV% and five SO with Houston (AHL)...Played in three Calder Cup playoff games with Houston, posting a 1-2 record and a 1.33 GAA.

2003-04 HIGHLIGHTS

Went 8-11-0 in 21 games with Utah (AHL), posting a 2.83 GAA.

2002-03 HIGHLIGHTS

Made his AHL debut with Utah, posting a 5-5-0 record with a 3.23 GAA in 11 games...Played in 27 games with Lexington (ECHL), recording a 11-10-4 record and a 2.55 GAA...Became the sixth goaltender in ECHL history to score a goal and added a 21-save shutout on Oct. 26 vs. Dayton.

2001-02 HIGHLIGHTS

Won 19 games and posted a 3.06 GAA and a .914 SV% with the Sudbury (OHL).

2000-01 HIGHLIGHTS

Went 22-13-7 with a 2.52 GAA and a .913 SV% in 43 games with Sudbury (OHL)...Appeared in three games for Kingston (OHL).

1999-2000 HIGHLIGHTS

Was 4-5-0 with a 3.78 GAA and a .881 SV% with Kingston (OHL).

PERSONAL

Mike and his wife Brigitte have two sons Aksel and Ajax...Smith played hockey and softball growing up in Ontario...His softball team won seven Ontario championships and he almost played in the 2001 World Junior Softball Championship, except it coincided with his hockey playoffs...His wife Brigitte is a Canadian World Cup and Olympic skier...Mike's first job was working at hockey schools...He idolized Patrick Roy growing up...Lists "Old School" as his favorite movie...If he wasn't playing hockey he would want to be playing baseball or be a professional fisherman...Enjoys vacationing in Boca Grande, Florida...Favorite activity is tarpon fishing.

CAREER RECORD

			REGULAR SEASON							PLAYOFFS						
SEASON	TEAM	LEAGUE	GP	MIN	GA	SO	GAA	SV%	W-L-T-OT	GP	MIN	GA	SO	GAA	SV%	W-L
1998-99	Kingston	OPJHL	16	906	53	0	3.51	-	-	-	-	-	-	-	-	-
1999-00	Kingston	OHL	15	666	42	0	3.78	.881	4-5-0	-	-	-	-	-	-	-
2000-01	Kingston	OHL	3	136	8	0	3.53	.884	0-0-2	-	-	-	-	-	-	-
	Sudbury	OHL	43	2571	108	3	2.52	.913	22-13-7	12	735	26	2	2.12	-	7-5
2001-02	Sudbury	OHL	53	3082	157	3	3.06	.914	19-28-5	5	302	15	0	2.98	.918	1-4
2002-03	Utah	AHL	11	614	33	2	3.23	.906	5-5-0	-	-	-	-	-	-	-
	Lexington	ECHL	27	1553	66	0	2.55	.910	11-0-4	2	93	8	0	5.14	.822	0-1
2003-04	Utah	AHL	21	1186	56	0	2.83	.908	8-11-0	-	-	-	-	-	-	-
2004-05	Houston	AHL	45	2408	97	5	2.42	.915	19-17-3	3	181	4	0	1.33	.957	1-2
2005-06	Iowa	AHL	50	3000	125	3	2.50	.917	25-19-6	7	417	19	0	2.74	.907	3-4
2006-07	Dallas	NHL	23	1213	45	3	2.23	.912	12-5-2	-	-	-	-	-	-	-
2007-08	Dallas	NHL	21	1172	48	2	2.46	.906	12-9-0	-	-	-	-	-	-	-
	Tampa Bay	NHL	13	774	36	1	2.79	.893	3-10-0	-	-	-	-	-	-	-
2008-09	Tampa Bay	NHL	41	2471	108	2	2.62	.916	14-18-9	-	-	-	-	-	-	-
2009-10	Tampa Bay	NHL	42	2273	117	2	3.09	.900	13-18-7	-	-	-	-	-	-	-
2010-11	Tampa Bay	NHL	22	1202	58	1	2.90	.899	13-6-1	3	120	2	0	1.00	.958	1-1
2010-11	Norfolk	AHL	5	296	9	1	1.83	.924	1-4-1	-	-	-	-	-	-	-
2011-12	Phoenix	NHL	67	3903	144	8	2.21	.930	38-18-10	16	1027	34	3	1.99	.944	9-7
2012-13	Phoenix	NHL	34	1956	84	5	2.58	.910	15-12-5	-	-	-	-	-	-	-
FRANCHISE TOTALS			101	5859	224	13	2.29	.924	53-30-15	16	1027	34	3	1.99	.944	9-7
NHL TOTALS			283	14964	640	24	2.57	.913	120-96-34	19	1147	36	3	1.88	.945	10-8

SHOOTOUT CAREER

Saves: 123

Goals Against: 45

Save %: .634

CAREER HIGHLIGHTS

MOST CONSECUTIVE STARTS:
17 – 12/2/08-1/8/09*

MOST SHOTS FACED/GAME:
54 – 4/3/12 vs. CBJ+

MOST SAVES/GAME:
54 – 4/3/12 vs. CBJ+

MOST SAVES IN A SHUTOUT:
54 – 4/3/12 vs. CBJ+

CAREER SHUTOUTS:
24 – last 4/6/13 vs. COL+

PENALTY SHOTS:
6 – 5 saves/1 goal (last 1/10/12 at NYR – save)+

LONGEST WINNING STREAK:
11 games – 2/4/12-2/28/12+

LONGEST SHUTOUT STREAK
234:25 (3/25/12-4/6/12)+

FIRSTS

FIRST COYOTES GAME:
10/8/11 at SJS

FIRST COYOTES WIN:
10/15/11 vs. WPG

FIRST COYOTES SHUTOUT:
11/12/11 vs. SJS

FIRST NHL GAME:
10/21/06 at PHX^

FIRST NHL WIN:
10/21/06 at PHX^

FIRST NHL SHUTOUT:
10/21/06 at PHX^

^w/DAL, *w/TBL, +w/PHX

26

Michael Stone

**PACK
FACT**
Recorded 5-4-9 in a career-high 40 games with the Coyotes last season.
DRAFTED

Phoenix's 4th choice (3rd round, 69th overall) in the 2008 Entry Draft

2012-13 HIGHLIGHTS

Recorded 5-4-9 in a career-high 40 games with the Coyotes...Posted a plus-2 rating and had 50 shots...Recorded 6-22-28 in 36 games with Portland (AHL)...Ranked third among Pirates' defensemen in points and assists...Scored a goal vs. SJS, Apr. 24...Recorded 1-1-2 vs. DET, Apr. 4...Scored a goal at MIN, Mar. 27...Scored a goal vs. ANA, Mar. 4...Recorded his first goal of the season at CGY, Feb. 24...Recalled from Portland (AHL), Feb. 23...Made his season debut and skated in 18:00 of ice time with three hits vs. CBJ, Jan. 23...Recalled from Portland (AHL), Jan. 21.

2011-12 HIGHLIGHTS

Played in 13 games with PHX, posting 1-2-3 and a plus-7 rating...Appeared in 51 games with Portland (AHL), recording 9-13-22...Was a plus-2 and skated in 16:36 of ice time at STL, Apr. 6...Blocked three shots vs. COL, Mar. 22...Had a season-high 19:45 TOI vs. NSH, Mar. 12...Scored his first career NHL goal and had an assist vs. SJS, Mar. 10...Collected his first career NHL point (assist) vs. MIN, Mar. 8...Made his NHL debut vs. DAL, Feb. 18...**2012 Playoffs:** Appeared in two games of the WCF against LAK...Made his Stanley Cup playoff debut vs. LAK, May 15.

2010-11 HIGHLIGHTS

Played in his first professional season with San Antonio (AHL), recording 2-11-13 and 27 PIM in 70 games.

2009-10 HIGHLIGHTS

Recorded 21-44-65 and 91 penalty minutes in 69 games for Calgary (WHL)...Set WHL career highs in goals, assists, points and penalty minutes...Also collected 5-15-20 in 23 playoff games to help lead Calgary to the WHL Championship and a berth in the Memorial Cup...Scored two goals in decisive Game 5 of WHL Final...Named to the WHL Eastern Conference First All-Star Team...Selected as the Eastern Conference finalist for the WHL Defenseman of the Year Award...Led WHL defensemen in playoff scoring...Finished the regular season ranked tied for fourth in scoring among all WHL defensemen while ranking fourth in scoring on Calgary...Compiled a seven-game assist streak (0-11-11) from Nov. 22-Dec. 11...Closed the regular season riding a seven-game point streak (6-6-12)...Finished the season with 14 multi-point games.

2008-09 HIGHLIGHTS

Appeared in 69 games for Calgary (WHL), collecting 19-42-61 and 87 penalty minutes...Also registered 2-11-13 in 18 playoff games...Helped Calgary advance to WHL Final...Ranked fourth in scoring among all WHL defensemen.

2007-08 HIGHLIGHTS

Registered 10-25-35 in 71 games for Calgary (WHL)...Ranked third in scoring among Hitmen defensemen...Also collected 3-4-7 in 14 playoff games.

2005-06 HIGHLIGHTS

In 55 games with Calgary (WHL), tallied 2-18-20 and 32 penalty minutes...Added three assists in 17 playoff games...Named Calgary's Co-Rookie of the Year.

PERSONAL

Nickname is "Stoner"...His favorite player growing up was Steve Yzerman...Other favorites are Kenny Chesney (musician) and "Major League" (movie)...Enjoys spending time at his family cottage back home in the summer...Hobbies include golf and fishing.


Defense
6'3" • 210
Shoots: Right
**Born: June 7, 1990
Winnipeg, Manitoba**
Age: 23
Career vs. NHL

TEAM	GP	G	A	PTS	PIM
ANA	4	1	0	1	0
BOS	0	0	0	0	0
BUF	0	0	0	0	0
CGY	4	1	0	1	0
CAR	0	0	0	0	0
CHI	2	0	1	1	0
COL	4	0	1	1	2
CBJ	2	0	0	0	0
DAL	4	0	0	0	0
DET	2	1	1	2	4
EDM	3	0	0	0	0
FLA	0	0	0	0	0
LAK	6	0	0	0	2
MIN	5	1	1	2	2
MON	0	0	0	0	0
NSH	2	0	0	0	0
NJD	0	0	0	0	0
NYI	0	0	0	0	0
NYR	0	0	0	0	0
OTT	0	0	0	0	0
PHI	0	0	0	0	0
PHX	-	-	-	-	-
PIT	0	0	0	0	0
SJS	7	2	1	3	4
STL	4	0	0	0	0
TBL	0	0	0	0	0
TOR	0	0	0	0	0
VAN	4	0	1	1	4
WSH	0	0	0	0	0
WPG	0	0	0	0	0
TOTALS	53	6	6	12	18



CAREER RECORD

SEASON	TEAM	LEAGUE	GP	REGULAR SEASON								PLAYOFFS				
				G	A	PTS	PP	SH	GW	+/-	PIM	GP	G	A	PTS	PIM
2006-07	Calgary	WHL	55	2	18	20	0	1	-	-1	32	17	0	3	3	14
2007-08	Calgary	WHL	71	10	25	35	7	0	-	3	28	14	3	4	7	10
2008-09	Calgary	WHL	69	19	42	61	14	0	-	3	87	18	2	11	13	16
2009-10	Calgary	WHL	69	21	44	65	15	0	-	4	91	23	5	15	20	26
2010-11	San Antonio	AHL	70	2	11	13	1	0	0	-5	27	-	-	-	-	-
2011-12	Portland	AHL	51	9	13	22	2	0	0	2	24	-	-	-	-	-
	Phoenix	NHL	13	1	2	3	0	0	0	7	2	2	0	0	0	0
2012-13	Portland	AHL	36	6	22	28	5	0	3	8	20	1	0	1	1	0
	Phoenix	NHL	40	5	4	9	1	0	0	2	16	-	-	-	-	-
FRANCHISE & NHL TOTALS			53	6	6	12	1	0	0	9	18	2	0	0	0	0

2012-13 REAL TIME STATS

Hits: 89

Blocks: 64

Shots: 50

CAREER HIGHLIGHTS

MOST GOALS/GAME:
1 – 6 times (last 4/24/13 vs. SJS)

MOST ASSISTS/GAME:
1 – 6 times (last 4/26/13 vs. COL)

MOST POINTS/GAME:
2 – 3/10/12 vs. SJS

MOST PIM/GAME
2 – 9 times (last 4/8/13 at VAN)

MOST SHOTS/GAME:
4 – 2 times (last 2/4/13 vs. MIN)

LONGEST GOAL STREAK:
None

LONGEST ASSIST STREAK:
2 games – 3/8/12 – 3/10/12

LONGEST POINT STREAK:
3 games – 4/20/13 – 4/26/13

CAREER HAT TRICKS:
None

MULTIPLE POINT GAMES:
2 – (last 4/4/13 vs. DET)

FIRSTS

FIRST COYOTES GAME:
2/18/12 vs. DAL

FIRST COYOTES GOAL:
3/10/12 vs. SJS

FIRST COYOTES ASSIST:
3/8/12 vs. MIN

FIRST NHL GAME:
2/18/12 vs. DAL

FIRST NHL GOAL:
3/10/12 vs. SJS

FIRST NHL ASSIST:
3/8/12 vs. MIN

20

Chris Summers

**PACK
FACT**
Skated in a career-high 20:04 of ice time in his season debut last season vs. Chicago on Feb. 7.

Defense
6'2" • 209
Shoots: Left
**Born: Feb. 5, 1988,
Ann Arbor, Michigan**
Age: 25
Career vs. NHL

TEAM	GP	G	A	PTS	PIM
ANA	2	0	0	0	0
BOS	0	0	0	0	0
BUF	0	0	0	0	0
CGY	4	0	0	0	2
CAR	0	0	0	0	0
CHI	2	0	0	0	2
COL	1	0	2	2	0
CBJ	3	0	0	0	10
DAL	1	0	0	0	2
DET	1	0	1	1	0
EDM	3	0	0	0	2
FLA	0	0	0	0	0
LAK	5	0	0	0	6
MIN	0	0	0	0	0
MTL	0	0	0	0	0
NSH	1	0	0	0	0
NJD	0	0	0	0	0
NYI	0	0	0	0	0
NYR	1	0	0	0	0
OTT	1	0	0	0	0
PHI	0	0	0	0	0
PHX	-	-	-	-	-
PIT	1	0	0	0	0
SJS	0	0	0	0	0
STL	0	0	0	0	0
TBL	1	0	0	0	0
TOR	0	0	0	0	0
VAN	2	0	0	0	0
WSH	0	0	0	0	0
WPG	0	0	0	0	0
TOTALS	29	0	3	3	24

DRAFTED

Phoenix's 2nd choice (1st round, 29th overall) in the 2006 Entry Draft

2012-13 HIGHLIGHTS

Played in six games with the Coyotes and recorded nine penalty minutes...Recorded 2-10-12 and 53 PIM with Portland (AHL)... Recalled from Portland, Mar. 12...Skated in a career-high 20:04 of ice time and blocked two shots in his season debut vs. CHI, Feb. 7...Recalled from Portland (AHL), Feb. 5.

2011-12 HIGHLIGHTS

Played in 21 games and recorded three assists and 11 penalty minutes with PHX...Skated in a career high 15:41 of ice time and blocked two shots at VAN, Feb. 13...Collected an assist vs. DET, Jan. 19...Recorded first career multi-point game (0-2-2) vs. COL, Jan. 16...Collected his first career NHL point (assist) vs. COL, Jan. 16...Made his season debut at CHI, Dec. 5...Appeared in 28 games with Portland (AHL), collecting two assists and 37 penalty minutes.

2010-11 HIGHLIGHTS

Appeared in his first full professional season with San Antonio (AHL), registering 1-9-10 and 54 penalty minutes in 75 games...Made his NHL debut with the Coyotes at LAK, Jan. 20.

2009-10 HIGHLIGHTS

In his senior season at Michigan (CCHA), recorded 4-12-16 and 28 PIM while serving as team captain...Finished his career at Michigan ranked tied for sixth among defensemen in career games played for the Wolverines...Helped Michigan win the CCHA Tournament and reach the quarterfinal of the NCAA Tournament...Made his professional debut for San Antonio (AHL) at Texas, Apr. 2...Scored his first professional goal vs. Rockford, Apr. 10.

2008-09 HIGHLIGHTS

Recorded 4-13-17 in 41 games as a junior at Michigan...Was a finalist for CCHA Defensive Defenseman of the Year and earned All-CCHA honorable mention status...Set single-season career high for points (17), assists (13) and multi-point games (3)...Ranked second among Michigan defensemen in points, assists, plus/minus (plus-21), blocked shots (36) and power-play points (1-6-7)...Earned Michigan's Vic Heyliger Award (outstanding defenseman)...Named CCHA Defenseman of the Week on Dec. 29.

2007-08 HIGHLIGHTS

Recorded 2-11-13 in 41 games for Michigan (CCHA)...Helped the Wolverines win the Great Lakes Invitational, CCHA regular season, CCHA tournament and reach NCAA Frozen Four...Posted career high for plus/minus (plus-27).

2006-07 HIGHLIGHTS

As a freshman at Michigan, collected 6-8-12 in 41 games...Earned CCHA All-Rookie team honorable mention...Helped Michigan to second place finish in CCHA regular season and CCHA tournament, and qualify for NCAA Tournament...Tallied first career point (assist) at Michigan State, Nov. 3...Made Michigan debut vs. Alabama-Huntsville, Oct. 13.

2005-06 HIGHLIGHTS

Recorded 6-11-17 in 59 games for the US National U-18 development team.

2004-05 HIGHLIGHTS

Collected 5-7-12 in 51 games for the US National U-17 development team.

INTERNATIONAL CAREER

2008: Represented the United States at the IIHF World Junior Championship in the Czech Republic...Served as alternate captain and helped lead Team USA to fourth place finish...**2006:** Won gold medal with Team USA at IIHF World Under-18 Championship in Sweden...Skated in all six games as a forward, tallying one goal, the GWG in the gold medal game.

PERSONAL

Nickname is "Sums"...His favorite player growing up was Sergei Fedorov...Other favorites are Jason Aldean (musician) and "Dumb and Dumber" (movie)...Favorite vacation spot is Northern Michigan...Enjoys cooking...Chris and his wife Holly were married in July 2012.



CAREER RECORD

SEASON	TEAM	LEAGUE	GP	REGULAR SEASON								PLAYOFFS				
				G	A	PTS	PP	SH	GW	+/-	PIM	GP	G	A	PTS	PIM
2004-05	USNTDP	USDP	13	2	2	4	-	-	-	-	10	-	-	-	-	-
	USNTDP	NAHL	31	2	5	7	-	-	-	-	20	7	1	0	1	0
2005-06	USNTDP	USDP	42	4	9	13	-	-	-	-	67	-	-	-	-	-
	USNTDP	NAHL	17	2	2	4	-	-	-	-	20	-	-	-	-	-
2006-07	Michigan	CCHA	41	6	8	14	0	0	1	13	58	-	-	-	-	-
2007-08	Michigan	CCHA	41	2	11	13	0	0	1	26	65	-	-	-	-	-
2008-09	Michigan	CCHA	41	4	13	17	1	1	0	21	40	-	-	-	-	-
2009-10	Michigan	CCHA	40	4	12	16	2	0	0	4	28	-	-	-	-	-
	San Antonio	AHL	6	1	0	1	0	0	0	2	0	-	-	-	-	-
2010-11	Phoenix	NHL	2	0	0	0	0	0	0	-3	4	-	-	-	-	-
	San Antonio	AHL	75	1	9	10	0	0	0	-3	54	-	-	-	-	-
2011-12	Phoenix	NHL	21	0	3	3	0	0	0	-4	11	-	-	-	-	-
2012-13	Portland	AHL	60	2	10	12	0	0	0	3	53	3	0	0	0	0
	Phoenix	NHL	6	0	0	0	0	0	0	-3	9	-	-	-	-	-
FRANCHISE AND NHL TOTALS			29	0	3	3	0	0	0	-10	24	-	-	-	-	-

2012-13 REAL TIME STATS

Hits: 12

Blocks: 10

Shots: 5

CAREER HIGHLIGHTS

MOST GOALS/GAME:

None

MOST ASSISTS/GAME:

2 – 1/16/12 vs. COL

MOST POINTS/GAME:

2 – 1/16/12 vs. COL

MOST PIM/GAME:

5 – 2 times (last 2/16/13 vs. CBJ)

MOST SHOTS/GAME:

2 – 3 times (last 2/18/13 vs. CGY)

LONGEST GOAL STREAK:

None

LONGEST ASSIST STREAK:

None

LONGEST POINT STREAK:

None

CAREER HAT TRICKS:

None

MULTIPLE POINT GAMES:

1 – 1/16/12 vs. COL

FIRSTS

FIRST COYOTES GAME:

1/20/11 at LAK

FIRST COYOTES GOAL:

None

FIRST COYOTES ASSIST:

1/16/12 vs. COL

FIRST NHL GAME:

1/20/11 at LAK

FIRST NHL GOAL:

None

FIRST NHL ASSIST:

1/16/12 vs. COL

50

Antoine Vermette

**PACK
FACT**
Ranked ninth in the NHL in face offs last season winning 57.4% of his draws.

ACQUIRED

From Columbus in exchange for a 2nd round pick (via OTT) in the 2012 Entry Draft, a 5th round pick in the 2013 Entry Draft and Curtis McElhinney, Feb. 22, 2012

DRAFTED

Ottawa's 3rd choice (2nd round, 55th overall) in the 2000 Entry Draft

2012-13 HIGHLIGHTS

Posted 13-8-21 and 36 penalty minutes in 48 games...Extended his consecutive games played streak to 310 (sixth longest in the NHL entering 2013-14)...His 13 goals and three game-winning goals both tied for the team lead...Led all Coyotes forwards in shifts/game (24.3)...Led the team and ranked sixth in the NHL in face-off percentage (57.4%)...His 24 takeaways ranked tied for second on the team...Ranked third on the team in shot percentage (14.3%)...Recorded four multi-point games...Scored a goal and went 16-for-26 on face offs (62%) in the regular season finale at ANA, Apr. 27...Scored two goals vs. COL, Apr. 26...Scored a goal at CGY, Apr. 12...Scored the GWG at EDM, Apr. 10...Had a goal at NSH, Mar. 28...Scored a goal and went 15-for-20 on face offs (75%) vs. VAN, Mar. 21...Scored a goal vs. ANA, Mar. 4...Collected 1-1-2 and went 15-for-19 on face offs (79%) at VAN, Feb. 26...Tallied 1-1-2 vs. CGY, Feb. 18...Went 16-for-20 on face offs (80%) vs. EDM, Jan. 30...Recorded the GWG vs. NSH, Jan. 28...Had a three-game point streak (2-2-4) from Jan. 20-24.

2011-12 HIGHLIGHTS

Posted 11-26-37 and 28 penalty minutes in 82 games...Extended his consecutive games played streak to 263...Recorded 3-7-10 in 22 games with PHX after being acquired on Feb. 22 from CBJ...Registered 8-19-27 in 60 games with CBJ...Ranked ninth in the NHL in face-off percentage (57%) and second on the Coyotes...Collected 0-2-2 at STL, Apr. 6...Scored a PPG vs. ANA, Mar. 31...Recorded 1-2-3 including the GWG at VAN, Mar. 14...Skated in a season-high 22:45 and had an assist vs. MIN, Mar. 8...Scored his first goal as a Coyote and won 13 of 18 (72%) faceoffs at CBJ, Mar. 5...Made his PHX debut at CGY, Feb. 23, skating in 17:12 TOI...Appeared in his 600th career NHL game and had an assist vs. SJS, Feb. 21...Scored a PPG vs. ANA, Feb. 12...Recorded a point in six of seven games (1-5-6) from Jan. 10-23...Won 16 of 20 (80%) faceoffs vs. NSH, Jan. 19...Notched the GWG at DAL, Dec. 29...Recorded the GWG vs. CGY, Nov. 21...Notched a SHG vs. MIN, Nov. 15...Had an assist in six of seven games (0-6-6) from Oct. 21-Nov. 3...**2012 Playoffs:** Led PHX in postseason scoring (5-5-10)...Led the team in PPGs (3), also tied for third in the NHL...Second on the team and 10th in the NHL in postseason face-off percentage (59%)...Tied for second on the team in hits (57)...Played in all five games of the WCF against LAK and had an assist in Game 4, May 20...Recorded 1-3-4 in all five games of the WCSF against NSH...Recorded 1-1-2 in Game 2 vs. NSH, Apr. 29...Appeared in all six games of the WCQF against CHI...Led the team in scoring (4-1-5) in the WCQF...Scored a goal in Game 6 at CHI, Apr. 23...Collected an assist, and recorded 11 hits in Game 4 at CHI, Apr. 19...Scored two PPGs in Game 2 vs. CHI, Apr. 14...Scored his first career postseason goal with PHX in Game 1 vs. CHI, Apr. 12.

2010-11 HIGHLIGHTS

Recorded 19-28-47 in 82 games with CBJ...Set career highs in penalty minutes (60) and shots (183)...Was one of three players to play in all 82 games...Led the club and ranked tied for 14th in the NHL in face-off percentage (55.6%)...Ranked tied for second on the team in GWGs (3), third in goals (19), points (47), penalty minutes and shots (183), while ranking fifth in assists (28) and PPGs (3)...Had 10 multi-point games...Tallied 2-3-5 during a four-game point streak Mar. 27-Apr. 1...Scored the OT GWG at MIN, Mar. 19...Notched 1-1-2 at CGY, Mar. 4...Collected 1-2-3 vs. NSH, Feb. 22...Scored the GWG and added an assist at DET, Feb. 4...Recorded 2-2-4 during a four-game point streak Jan. 15-22...Played the 500th game of his NHL career at LAK, Jan. 8...Scored 2-1-3 vs. NSH, Dec. 1...Picked up 1-1-2 and was a plus-2 vs. STL, Nov. 10...Scored the GWG and added an assist at CHI, Oct. 23.

2009-10 HIGHLIGHTS

Set career highs in goals (27), assists (38), points (65), games played (82) and multi-point games (16) with CBJ...Led the club in shooting percentage (17.3%) and shorthanded goals (2), while ranking second in goals, assists and points...Led the club and ranked tied for 14th in the NHL in face-off percentage (54.2%)...Played 20-or-more minutes in 42 games...Was one of two players to play in all 82 games...Hit the 20-goal mark for the third time in his career...Tallied 1-2-3 and was a plus-4 vs. EDM, Mar. 15...Registered 2-4-6 during a career high five-game point streak Feb. 6-Mar. 2...Scored the 100th goal of his NHL career, the GWG, and added two assists at CGY, Jan. 8...Recorded the 200th point of his NHL career vs. STL, Nov. 30...Played the 400th game of his NHL career at OTT, Nov. 26...Had 2-5-7 during a five-game point streak Oct. 17-28, which tied for the longest point streak of his career...Collected 1-2-3, including the 100th assist of his NHL career, and was a plus-4 to tie the franchise single game record for plus/minus rating at ANA, Oct. 24.

2008-09 HIGHLIGHTS


Played in 79 games with OTT and CBJ...Ranked sixth in the NHL in face-off percentage (57.7%)...Notched 9-19-28 and 42 penalty minutes in 62 games with OTT...Collected 7-6-13, eight penalty minutes and was a plus-5 in 17 games with CBJ...Finished fifth on the club in goals (16), assists (25) and points (41)...Had 12 multi-point games...Collected 1-1-2 at CHI, Apr. 8...Made his Blue Jackets debut and registered an assist at DET, Mar. 7...Notched 1-1-2 in back-to-back games at PHI, Feb. 12 and at MIN, Feb. 14...Had three assists vs. WSH, Jan. 20...Collected 1-1-2 and was 7 of 11 (64%) on faceoffs at TBL, Nov. 1...**2009 Playoffs:** Played in all four games of the WCQF against DET.

2007-08 HIGHLIGHTS

Recorded 24-29-53 in 81 games with OTT...Finished fourth in points (53)...Ranked sixth in the NHL in face-off percentage (56.7%)...Had 12 multi-point games...Recorded the first hat trick of his NHL career and first career four-point game at TOR, Apr. 3...Collected 1-1-2 at BUF, Mar. 25...Had a goal and an assist at PHX, Mar. 8...Won 15 of 18 (83%) faceoffs vs. TOR, Feb. 25...Recorded 1-1-2 at MTL, Feb. 5...Scored a pair of goals vs. CAR, Jan. 17...Collected 1-2-3 vs. ATL, Dec. 15...Had 1-1-2 to record the 100th point of his career at DAL, Dec. 7...**2008 Playoffs:** Played in all four games of the ECQF against PIT.

2006-07 HIGHLIGHTS

Recorded 19-20-39 and 52 penalty minutes in 77 games with OTT...Had 10 multi-point games...Led the team in face-off percentage (53%)...Posted 1-2-3 at STL, Mar. 20...Had two assists vs. NYI, Mar. 15...Scored two goals including the GWG vs. TBL, Dec. 2...Had 1-1-2 at ATL, Nov. 8...Had three straight multi-point (4-2-6) games Oct. 21-26...**2007 Playoffs:** Played in 20 Stanley Cup playoff games helping the Senators reach the Stanley Cup Final...Recorded 2-3-5 and had a plus-2 rating...Played in all five games of the Stanley Cup Final against ANA...Notched an assist in Game 3 vs. ANA, June 2...Played in all five games of the ECF against BUF...Had



Center

6'1" • 198

Shoots: Left

Born: July 20, 1982,
St. Agapit, Quebec

Age: 31

Career vs. NHL

TEAM	GP	G	A	PTS	PIM
ANA	21	6	11	17	14
BOS	34	11	8	19	24
BUF	37	6	11	17	16
CGY	24	7	7	14	18
CAR	18	4	6	10	18
CHI	28	12	10	22	14
COL	16	4	3	7	8
CBJ	10	1	5	6	12
DAL	21	4	5	9	12
DET	24	3	8	11	24
EDM	19	5	7	12	6
FLA	21	8	2	10	6
LAK	20	3	3	6	16
MIN	22	5	5	10	8
MTL	36	9	3	12	22
NSH	28	8	9	17	12
NJD	19	5	8	13	10
NYI	20	2	7	9	6
NYR	20	2	6	8	14
OTT	3	0	2	2	0
PHI	21	6	1	7	10
PHX	13	2	2	4	4
PIT	23	8	7	15	13
SJS	24	2	7	9	10
STL	26	6	9	15	12
TBL	23	7	6	13	6
TOR	35	7	13	20	24
VAN	21	5	11	16	16
WSH	23	6	5	11	4
WPG	20	3	6	9	10
TOTALS	670	157	193	350	369



1-1-2 in five games against NJD in the ECSF...Collected 1-1-2 in five games against PIT in the ECQF...Notched 1-1-2 in Game 5 vs. PIT, Apr. 19.

2005-06 HIGHLIGHTS

Recorded 21-12-33 and posted a career-best plus-17 rating in 82 games with OTT...Finished first on the Senators and ranked second in NHL in SHGS (6)...Led the team in face-off percentage (57.9%) and had four GWGS...Was one of five Senators to play in all 82 games...Had five multi-point games...Notched 1-1-2 vs. BOS, Apr. 11...Had a career-best four-game goal streak (4-0-4) from Mar. 19-25...Collected 1-1-2 at NJD, Feb. 1...Played the 100th game of his NHL career and had a goal at EDM, Jan. 14...**2006 Playoffs:** Played in 10 games recording 2-0-2...Played in all five games of the ECSF against BUF...Scored the first two playoff goals of his career in Game 3 of the ECQF at TBL, Apr. 25.

2004-05 HIGHLIGHTS

Played in 78 games with Binghamton (AHL)...Finished second on the club in assists (45) and was third in points (73)...Recorded the second hat trick of his AHL career at Albany, Mar. 12, scoring shorthanded, on the power play and at even strength...Had his club record 106-consecutive games played streak come to an end Dec. 4...Led club in playoff points (5).

2003-04 HIGHLIGHTS

Had 7-7-14 in 57 games in his first NHL season with OTT...Scored the first goal of his NHL career at TBL, Dec. 4 (empty net)...Recorded the first point (assist) of his NHL career at SJS, Oct. 18...Made his NHL debut at MTL, Oct. 9...**2004 Playoffs:** Recorded one assist in four games of the ECQF against TOR...Recorded first career playoff point (assist) in Game 3 of the ECQF vs. TOR, Apr. 18...Made his Stanley Cup playoff debut in Game 1 of the ECQF at TOR, Apr. 8.

2002-03 HIGHLIGHTS

Appeared in 80 games with Binghamton (AHL)...Led the club in goals (34) and points (62)...Scored the first goal of his professional career in his first game vs. Bridgeport, Oct. 11...Recorded the first hat trick of his professional career at Albany, Mar. 7...Named AHL rookie of the month for March...Named to the AHL All-Rookie team...Led all AHL rookies in goals...Only Binghamton player to appear in all 80 regular season and all 14 playoff games...Led the club in playoff assists (9) and was second in playoff points (11).

2001-02 HIGHLIGHTS

Played in four games with Victoriaville (QMJHL)...Missed most of season due to an injury...Ranked fourth on the Tigres in playoff points (26)...Helped Victoriaville reach the Memorial Cup championship game.

2000-01 HIGHLIGHTS

Finished second on Victoriaville (QMJHL) in goals (57) and points (119).

1999-2000 HIGHLIGHTS

Ranked fourth in goals (30) and points (71) in 71 games with Victoriaville (QMJHL).

1998-99 HIGHLIGHTS

Played 57 games with Quebec as a QMJHL rookie.

INTERNATIONAL CAREER

2011: Appeared in four games for Canada at the IIHF World Championship in Slovakia.

PERSONAL

Nickname is "Vermey"...Favorite player growing up was Wayne Gretzky...Other favorites are Will Ferrell (actor), "The Usual Suspects" (movie), Metallica and Foo Fighters (band), "Modern Family" (TV Show)...Favorite road NHL city is Montreal...Began playing hockey at age 4...Antoine and his wife Karen have a daughter, Leonna.

CAREER RECORD

SEASON	TEAM	LEAGUE	GP	REGULAR SEASON								PLAYOFFS				
				G	A	PTS	PP	SH	GW	+/-	PIM	GP	G	A	PTS	PIM
1998-99	Quebec	QMJHL	57	9	17	26	-	-	-	7	32	13	0	0	0	2
1999-00	Victoriaville	QMJHL	71	30	41	71	-	-	-	-12	87	6	0	1	1	6
2000-01	Victoriaville	QMJHL	71	57	62	119	-	-	-	50	102	9	4	6	10	14
2001-02	Victoriaville	QMJHL	4	0	2	2	-	-	-	1	6	22	10	16	26	10
2002-03	Binghamton	AHL	80	34	28	62	13	3	7	-2	57	14	2	9	11	10
2003-04	Ottawa	NHL	57	7	7	14	0	1	0	5	16	4	0	1	1	4
	Binghamton	AHL	3	0	0	0	0	0	0	-3	6	-	-	-	-	-
2004-05	Binghamton	AHL	78	28	45	73	7	4	5	20	36	6	1	4	5	10
2005-06	Ottawa	NHL	82	21	12	33	1	6	4	17	44	10	2	0	2	4
2006-07	Ottawa	NHL	77	19	20	39	2	3	2	-2	52	20	2	3	5	6
2007-08	Ottawa	NHL	81	24	29	53	4	3	3	3	51	4	0	0	0	4
2008-09	Ottawa	NHL	62	9	19	28	2	0	0	-12	42	-	-	-	-	-
	Columbus	NHL	17	7	6	13	1	1	1	5	8	4	0	0	0	4
2009-10	Columbus	NHL	82	27	38	65	6	2	1	2	32	-	-	-	-	-
2010-11	Columbus	NHL	82	19	28	47	2	0	1	4	16	-	-	-	-	-
2011-12	Columbus	NHL	60	8	19	27	2	1	3	-17	12	-	-	-	-	-
	Phoenix	NHL	22	3	7	10	2	0	1	4	16	16	5	5	10	24
2012-13	Phoenix	NHL	48	13	8	21	3	0	3	-3	36	-	-	-	-	-
FRANCHISE TOTALS			70	16	15	31	5	0	4	1	52	16	5	5	10	24
NHL TOTALS			670	157	193	350	26	18	21	2	369	58	9	9	18	52

2012-13 REAL TIME STATS

Shots: 91

Hits: 63

Face Offs: 57.4%

CAREER HIGHLIGHTS

MOST GOALS/GAME:
3 – 4/3/08 at TOR*

MOST ASSISTS/GAME:
3 – 1/20/09 vs. WSH*

MOST POINTS/GAME:
4 – 4/3/08 at TOR*

MOST PIM/GAME:
8 – 12/10/06 at CBJ*

MOST SHOTS/GAME:

8 – 4/3/08 at TOR*

LONGEST GOAL STREAK:

4 games – 3/19/06-3/25/06*

LONGEST ASSIST STREAK:

4 games – 3 times (last 10/21/11-10/27/11)^

LONGEST POINT STREAK:

5 games – 3 times (last 2/6/10-3/2/10)^

CAREER HAT TRICKS:

1 – 4/3/08 at TOR*

MULTIPLE POINT GAMES:

72 (last 4/26/13 vs. COL)+

FIRSTS

FIRST COYOTES GAME:
2/23/12 at CGY

FIRST COYOTES GOAL:
3/16/12 at CBJ

FIRST COYOTES ASSIST:
3/8/12 vs. MIN

FIRST NHL GAME:
10/9/03 vs. MTL*

FIRST NHL GOAL:
12/4/03 at TBL*

FIRST NHL ASSIST:
10/18/03 at SJS*

*w/OTT, ^w/CBJ, +w/PHX

17



Right Wing
6'1" • 194
Shoots: Right
Born: June 13, 1981
Mlada Boleslav,
Czech Republic
Age: 32

Career vs. NHL

TEAM	GP	G	A	PTS	PIM
ANA	39	12	18	30	14
BOS	13	4	3	7	8
BUF	14	4	2	6	2
CGY	32	4	10	14	8
CAR	5	0	1	1	4
CHI	23	8	5	13	12
COL	28	12	9	21	6
CBJ	36	10	10	20	10
DAL	41	15	19	34	8
DET	39	11	13	24	16
EDM	32	8	13	21	12
FLA	16	4	2	6	8
LAK	40	15	11	26	10
MIN	33	11	8	19	6
MON	12	2	2	4	0
NSH	41	12	13	25	8
NJD	14	4	7	11	2
NYI	13	2	8	10	4
NYR	20	2	8	10	4
OTT	14	8	2	10	4
PHI	16	4	5	9	2
PHX	15	1	3	4	8
PIT	14	6	7	13	2
SJS	43	12	8	20	10
STL	34	12	12	24	12
TBL	13	4	2	6	0
TOR	11	3	3	6	6
VAN	31	3	9	12	8
WSH	13	2	2	4	2
WPG	17	0	3	3	12
TOTALS	712	195	218	413	208

Radim Vrbata

ACQUIRED

From Tampa Bay in exchange for Todd Fedoruk and David Hale, July 21, 2009

DRAFTED

Colorado's 10th choice (7th round, 212th overall) in 1999 Entry Draft

2012-13 HIGHLIGHTS

Recorded 12-16-28 in 34 games to rank second on the team in scoring...Ranked tied for second on the team in plus/minus (+6), third in shots (106) and tied for third in goals (12)...Had five multi-point games...Recorded his fourth career hat trick, including the GWG and a SHG, and matched a career high in points (3-1-4) at ANA, Apr. 27...Scored a goal at STL, Apr. 18 and at CHI, Apr. 20...Notched two assists vs. COL, Apr. 6...Played in his 700th NHL game vs. LAK, Apr. 2...Scored a goal at SJS, Mar. 30...Registered 2-1-3 to reach 400 career points at NSH, Mar. 28...Missed 14 games with an injury (2/18-3/18)...Scored a goal vs. CBJ, Feb. 16...Recorded a five-game assist streak (1-5-6) Jan. 24-Feb. 1...Registered 1-1-2 at DAL, Feb. 1...Recorded 2-1-3 in season opener Jan. 19 at DAL.

2011-12 HIGHLIGHTS

Posted career highs in goals (35) and points (62)...Tied for first in the NHL in GWGs (12)...Eighth in the NHL in road goals (21)...Second on the team in plus/minus (plus-24) and ranked 12th in the NHL...Led the team in shots (232) and PPGs (9)...Had 15 multi-point games...Coyotes went 21-4-3 when he scored a goal...Scored his career high 12th GWG at STL, Apr. 6...Had 1-1-2 in a 4-0 win vs. ANA, Mar. 31...Picked up his seventh two-goal game of the season, including his 11th GWG, in a 2-0 victory vs. SJS, Mar. 29...Collected his 200th career NHL assist at PIT, Mar. 5...Scored his 30th goal of the season and had three points (2-1-3) vs. LAK, Feb. 21...Established a new career high with his 28th goal vs. DAL, Feb. 18...Posted a career-best seven-game point streak Jan. 24-Feb. 11 (4-5-9)...Scored the GWG and had an assist at DAL, Feb. 7...Had a five-game point streak Jan. 7-Jan. 16 (3-3-6)...Scored his 20th goal of the season at NYR, Jan. 10...Had five goals in a three-game span from Nov. 19-23...Netted two goals vs. ANA, Nov. 23...Scored a SHG at WSH, Nov. 21...Netted two goals at BUF, Nov. 19...Recorded two goals, including the GWG, at COL, Nov. 2...Posted 2-1-3 vs. LAK, Oct. 29...Scored the GWG at DAL, Oct. 10...**2012 Playoffs:** Recorded 2-3-5 in 16 postseason games...Second on the team in postseason shots (43)...Played in all five games of the WCF against LAK and had one assist...Scored a goal in Games 1 and 2 of the WCSF vs. NSH, Apr. 27 and 29...Appeared in all six games of the WCQF against CHI, collecting an assist.

2010-11 HIGHLIGHTS

Ranked fourth on the team in scoring with 19-29-48...Led the team in shots (240)...Second on the team in PPGs (10)...Tied for second in goals (19)...Was 7-for-11 in shootouts...Posted 14 multi-point games...Posted a four-game point streak (2-4-6) from Mar. 13-18...Recorded 1-1-2 at EDM, Mar. 17...Recorded 2-0-0 vs. COL, Feb. 7...Had three assists at COL, Jan. 6...Recorded two assists at MIN, Jan. 2...Recorded 1-1-2 at NYI, Dec. 18...Recorded 1-2-3 at EDM, Nov. 19 and vs. STL, Nov. 13...Scored two goals in the season opener against BOS, Oct. 9 in his home country (Czech Republic)...**2011 Playoffs:** Tied for the team lead in scoring in the playoffs with 2-3-5 in four games vs. DET in the WCQF...Recorded 1-1-2 in Game 2 of the WCQF at DET, Apr. 16...Scored a goal in Game 1 of the series at DET, Apr. 13.

2009-10 HIGHLIGHTS

Recorded 24-19-43 in 82 games in his second stint with PHX...Ranked second on the Coyotes in goals and fifth in points...One of four players to appear in all 82 games...Went 8 for 18 in shootouts with two shootout-deciding goals...Netted the SDG vs. CHI, Mar. 20...Scored the game-tying goal with 1:00 remaining in third period before also recording the SDG in 4-3 win at FLA, Mar. 18, and finished with a career high 10 shots on goal...Recorded his 20th goal of the season and added an assist in a 3-2 win at MIN, Feb. 10...Appeared in his 500th career NHL game, Feb. 8 vs. EDM...Notched the Coyotes' only regulation goal in a 2-1 SO win at CHI, Feb. 5...Compiled a five-game point streak (3-2-5) from Jan. 9-18...Scored a goal in four straight games from Dec. 10-16...Had a goal and an assist in 3-0 win at PIT, Oct. 7...Scored two goals at LAK, Oct. 3, his first game with PHX since Apr. 11, 2007...**2010 Playoffs:** Appeared in all seven playoff games vs. DET, recording 2-2-4 to finish tied for fourth on the team in playoff scoring...Tallied a goal and an assist for his first career playoff points in Game 3 win at DET, Apr. 18...Scored the GWG in Game 6 at DET, Apr. 25.

2008-09 HIGHLIGHTS

Appeared in 18 games for TBL, recording 3-3-6...Was reassigned by the Lightning to Mlada Boleslav of the Czech Extraliga on Dec. 9...Registered 5-3-8 in 11 games for Mlada Boleslav before joining Liberec...Recorded 7-2-9 in seven games for Liberec...Compiled a three-game point streak (1-2-3) from Nov. 13-18 for TBL...Scored his first goal as a member of the Lightning vs. FLA, Nov. 18.

2007-08 HIGHLIGHTS

Established new career highs in goals (27), assists (29), points (56), power-play goals (7), shorthanded goals (3), GWGs (5) and plus/minus (plus-6) in his first season as a member of the Coyotes...Led the team in shots (246) and ranked second in goals and points while tying for the team lead in GWGs...Finished with 16 multi-point games...Set new career high by recording his 28th assist of the season vs. ANA, Mar. 22...Had a goal and two assists while playing in his 400th career NHL game in win at LAK, Feb. 18...Recorded three points on a SHG and two assists vs. DAL, Feb. 14...Scored the game-tying and overtime game-winner at COL, Feb. 4...Recorded his third career hat trick and added an assist for a four-point night in win vs. NSH, Jan. 24...Had a goal and an assist to reach 200 points for his NHL career at COL, Jan. 2...Registered four consecutive two-point games (5-3-8) from Dec. 29-Jan. 3...Registered two goals and an assist – the 100th of his career – at ANA, Nov. 23...Made his Coyotes debut and collected an assist in win vs. STL, Oct. 4.

2006-07 HIGHLIGHTS

Appeared in 77 games for CHI, tallying 14-27-41...Ranked second on the team in points (41), third in assists (27), sixth in goals (14)...Set career highs in points, assists and penalty minutes (26)...Missed five games throughout the season due to an upper-body injury...Tallied two goals in regulation and scored the shootout-deciding goal while logging a season-high 22:12 TOI in a 4-3 win over OTT, Mar. 4...Had a three-game assist streak (0-3-3) from Dec. 29-Jan. 2...Played his 300th career NHL game vs. NSH, Dec. 20...Registered a pair of PPGs, including the GWG, in a 3-1 win over STL, Nov. 10...Recorded 11 points (3-8-11) in the first eight games of the season...Began the season with a five-game point streak (2-5-7) from Oct. 5-16...Tied his career high with three assists at DAL, Oct. 20...Scored the GWG in 8-6 season-opening win at NSH, Oct. 5.

2005-06 HIGHLIGHTS

Appeared in 45 games with CHI, registering 13-21-34 and a plus-4 rating...Totaled 15-24-39 in 61 games with CAR and CHI...Tied for second on the team with six PPGs...Ended the season with a four-game point streak (3-3-6)...Had eight multi-point games...Had a career high four points (2-2-4) vs. SJS, Mar. 26...Registered a career high three assists in a 4-2 win vs. COL, Jan. 19...Scored a goal in four straight games from Jan. 10-15...Tallied his first goal as Blackhawk on the power play in a 4-3 OT win at WSH, Jan. 10...Recorded his first point as a Blackhawk with an assist vs. VAN, Jan. 5...Made his Blackhawk debut at CGY on Jan. 2...Traded from CAR for future considerations on Dec. 30...Appeared in 16 games for CAR, recording 2-3-5...Had a pair of assists vs. NYR, Nov. 17...Registered a goal and an assist vs. NJD, Oct. 15...Scored CAR's first goal of the season at TBL, Oct. 5.

2004-05 HIGHLIGHTS

Led HC Bili Tygri Liberec in goals (18), assists (21) and points (39), playing in 45 of Liberec's 52 regular season games...Tied for 14th in the Czech Republic Extraliga in points.

PACK FACT

Recorded his fourth career hat trick and matched a career high with four points (3-1-4) at Anaheim on April 27 last season.



2003-04 HIGHLIGHTS

Completed his third NHL season and second with CAR...Recorded 12-13-25 in 80 games...Ranked tied for fifth on the team in goals...Had a goal and an assist at TBL, Mar. 13...Scored the eventual game winner on the power-play at EDM, Dec. 9...Notched his second career hat trick and first with the Hurricanes vs. PIT, Nov. 29...Scored his first points of the season with a goal and an assist at PHI, Oct. 25 – the assist was his first with CAR.

2002-03 HIGHLIGHTS

Recorded 16-19-35 in 76 games with COL and CAR...Scored two goals vs. OTT, Mar. 18...Scored the extra-attacker, tying goal with 10 seconds remaining in regulation and became the fifth Hurricane player to score in his franchise debut at BUF, Mar. 12...Was acquired by CAR from COL in exchange for Bates Battaglia on Mar. 11...Scored fourth consecutive game-winner at CHI, Feb. 17...Scored the OT game-winner vs. MTL, Dec. 6...Scored a goal and notched an assist vs. OTT, Nov. 6...Scored COL's first goal of the season vs. DAL, Oct. 9.

2001-02 HIGHLIGHTS

Completed his rookie season in the NHL with COL, recording 18-12-30 in 52 games...Finished seventh among NHL rookies in scoring...Ranked tied for third among all rookies in goals...Began the season with Hershey (AHL), recalled on Nov. 20...Remained with COL for the club's final 61 games...Named NHL's Rookie of the Month for February...Recorded a three-game goal-scoring streak (3-0-3) from Feb. 11-26...Recorded his first hat trick at MIN, Feb. 8, scoring on all three of his shots...Recorded a five-game point streak (3-3-6), the second-longest by a rookie, from Dec. 1-8...Tallied first career NHL goal at NYI, Nov. 21...Had a three-game point/assist streak (1-5-6) from Nov. 20-24 to begin NHL career...Recorded two power-play assists in NHL debut at NYR...2002 Playoffs: Appeared in nine playoff games for Colorado...Made NHL playoff debut in Game 1 vs. LAK.

2000-01 HIGHLIGHTS

Led Shawinigan (QMJHL) with 56 goals and ranked second on the team with 120 points...Ranked sixth among all QMJHL players in goals and points...His plus-48 rating was third on the club and seventh overall in the league...Recorded four hat tricks in his first 13 games...Held the longest point streak in the league at 31 games from Nov. 11-March 11...Named QMJHL Offensive Player of the Month for September and October...Played in one playoff game for Hershey (AHL), notching his first professional point (assist) in his first professional game.

1999-2000 HIGHLIGHTS

Finished third in scoring with Hull (QMJHL), tallying 29-45-74 in 58 games.

1998-99 HIGHLIGHTS

Was a first round selection (18th overall) in the 1998 CHL Import Draft...Tallied 22-38-60 in 54 games with Hull of the QMJHL.

INTERNATIONAL CAREER

2013: Recorded 2-1-3 for the Czech Republic in eight games of the IIHF World Championship in Stockholm, Sweden and Helsinki, Finland...**2008:** Recorded 5-2-7 in seven games while playing for the Czech Republic at the IIHF World Championship in Halifax and Quebec City...Ranked tied for second on the team in goals and tied for third in points...**2005:** Played for the Czech Republic at the IIHF World Championship in Austria, recording an assist in three games.

PERSONAL

Radim and his wife Petra have one son, Krystof...Most memorable hockey moment is scoring his first NHL goal...Favorite road city in the NHL is New York...Other favorites include "The Shawshank Redemption" (movie), "Seinfeld" (TV show), Nirvana (band), Czech Republic (vacation spot)...If he could meet one person, dead or alive, it would be his father...Enjoys playing tennis and soccer in the offseason...Nickname is "Verby".

CAREER RECORD

SEASON	TEAM	LEAGUE	GP	REGULAR SEASON								PLAYOFFS				
				G	A	PTS	PP	SH	GW	+/-	PIM	GP	G	A	PTS	PIM
1998-99	Hull	QMJHL	54	22	38	60	-	-	-	-	16	23	6	13	19	6
1999-00	Hull	QMJHL	58	29	45	74	-	-	-	-	26	15	3	9	12	8
2000-01	Shawinigan	QMJHL	55	56	64	120	-	-	-	-	67	10	4	7	11	4
	Hershey	AHL	-	-	-	-	2	0	0	5	-	1	0	1	1	2
2001-02	Colorado	NHL	52	18	12	30	6	0	3	7	14	9	0	0	0	0
	Hershey	AHL	20	8	14	22	-	-	-	-	8	-	-	-	-	-
2002-03	Colorado	NHL	66	11	19	30	3	0	4	0	16	-	-	-	-	-
	Carolina	NHL	10	5	0	5	3	0	0	-7	2	-	-	-	-	-
2003-04	Carolina	NHL	80	12	13	25	4	0	2	-10	24	-	-	-	-	-
2004-05	Liberec	Czech	45	18	21	39	-	-	-	26	91	-	-	-	-	-
2005-06	Carolina	NHL	16	2	3	5	1	0	0	0	6	-	-	-	-	-
	Chicago	NHL	45	13	21	34	5	0	0	4	16	-	-	-	-	-
2006-07	Chicago	NHL	77	14	27	41	5	0	2	-4	26	-	-	-	-	-
2007-08	Phoenix	NHL	76	27	29	56	7	3	5	6	14	-	-	-	-	-
2008-09	Tampa Bay	NHL	18	3	3	6	1	0	0	-1	8	-	-	-	-	-
	Liberec	Czech	7	7	2	9	-	-	-	2	2	3	0	1	1	2
	Mlada Boleslav	Czech	11	5	3	8	-	-	-	-	18	-	-	-	-	-
2009-10	Phoenix	NHL	82	24	19	43	7	0	4	6	24	7	2	2	4	4
2010-11	Phoenix	NHL	79	19	29	48	10	0	2	5	20	4	2	3	5	0
2011-12	Phoenix	NHL	77	35	27	62	9	1	12	24	24	16	2	3	5	8
2012-13	Mlada Boleslav	Czech	2	1	1	2	-	-	-	-1	0	-	-	-	-	-
	Phoenix	NHL	34	12	16	28	2	1	1	6	14	-	-	-	-	-
FRANCHISE TOTALS			348	117	120	237	35	5	24	47	96	27	6	8	14	12
NHL TOTALS			712	195	218	413	63	5	35	36	208	36	6	8	14	12

2012-13 REAL TIME STATS

Shots: 106

Takeaways: 18

Shot Percentage: 11.3%

CAREER HIGHLIGHTS

MOST GOALS/GAME:
3 – 4 times (last 4/27/13 at ANA)+

MOST ASSISTS/GAME:
3 – 2 times (last 10/20/06 at DAL)^

MOST POINTS/GAME:
4 – 3 times (last 4/27/13 at ANA)+

MOST PIM/GAME
4 – 3 times (last 4/13/06 vs. DET)^

MOST SHOTS/GAME:
10 – 3/18/10 at FLA+

LONGEST GOAL STREAK:
4 games – 3 times (last 12/10/10 – 12/16/10)+

LONGEST ASSIST STREAK:
5 games – 2 times (2/18/13 – 3/18/13)+

LONGEST POINT STREAK:
7 games – 1/24/12 – 2/11/12+

CAREER HAT TRICKS:
4 (last 4/27/13 at ANA)+

MULTIPLE POINT GAMES:
93 – last 4/27/13 at ANA+

FIRSTS

FIRST COYOTES GAME:
10/4/07 vs. STL

FIRST COYOTES GOAL:
10/11/07 at NSH

FIRST COYOTES ASSIST:
10/4/07 vs. STL

FIRST NHL GAME:
11/20/01 at NYR*

FIRST NHL GOAL:
11/21/01 at NYI*

FIRST NHL ASSIST:
11/20/01 at NYR*

*w/ COL, ^w/ CHI, +w/ PHX

3

Keith Yandle

PACK FACT

Led the Coyotes in scoring with 10-20-30 in 2012-13 and ranked tied for third among all NHL defensemen in points.

DRAFTED

Phoenix's 3rd choice (4th round, 105th overall) in the 2005 Entry Draft

2012-13 HIGHLIGHTS

Appeared in all 48 games and extended his consecutive games played streak to 311 games (sixth among active players)... Named an alternate captain for the third consecutive season...Led the Coyotes in scoring and ranked tied for fourth in the NHL among defensemen in points with 10-20-30...His 10 goals tied for third among NHL defensemen...Led the team and was tied for fourth among NHL defensemen with five power-play goals...His three GWGs were tied for the team lead and ranked tied for second among NHL defensemen...Led the team in shots (130) and ranked second among NHL defensemen...Led the team and all NHL defensemen in home scoring with 8-15-23...His 54 penalty minutes led the team... Had six multi-point games...Recorded two assists in the regular season finale at ANA, Apr. 27...Matched a season high with three assists vs. COL, Apr. 26...Scored the GWG on the power play vs. SJS, Apr. 24...Scored a goal at CGY, Apr. 12... Notched two assists vs. DET, Apr. 4...Scored two goals including the GWG vs. LAK, Apr. 2...Notched the GWG at NSH, Mar. 28...Scored a PPG vs. STL, Mar. 7...Had a PPG vs. ANA, Mar. 4...Scored a goal vs. MIN, Feb. 28...Had a season-high 30:21 TOI at EDM, Feb. 23...Posted the GWG vs. CGY, Feb. 18...Registered three assists and a season-high nine shots vs. CBJ, Feb. 16...Scored a goal and had a pair of assists on Jan. 28 vs. NSH.

2011-12 HIGHLIGHTS

Appeared in all 82 games for the third consecutive season for PHX...Ranked fourth on the team in scoring with 11-32-43... His 43 points ranked 14th among NHL defensemen...Led the team in TOI/g (22:20) and ranked second on the team in assists (32), power-play assists (11) and power-play TOI/g (3:27)...2012 NHL All-Star...Had seven multi-point games... Scored a goal at STL, Apr. 6...Collected his 30th assist of the season vs. SJS, Mar. 10...Scored his ninth goal of the season at CBJ, Mar. 6...Four-game assist streak from Feb. 23-Mar. 1...Netted a goal at DAL, Feb. 7...Collected 0-2-2 vs. COL, Jan. 16...Collected an assist and was a plus-3 vs. NYI, Jan. 7...Posted a four-game point streak (2-2-4) from Dec. 3-8...Netted the GWG at NSH, Dec. 6...Collected 0-2-2 vs. DAL, Nov. 26...Recorded 1-1-2 vs. ANA, Nov. 23...Collected 0-2-2 at BUF, Nov. 19...Collected 0-2-2 vs. NJD, Oct. 27...Recorded 1-1-2 at ANA, Oct. 23...Skated in a career high 31:04 TOI and had two assists at SJS, Oct. 8...**2012 Playoffs:** Ranked second on the team in postseason scoring with 1-8-9...Led the team in assists (8) and plus/minus (plus-5)...Registered 1-1-2 in five games of the WCF against LAK...Scored a goal in Game 5 of the WCF vs. LAK, May 22...Collected two assists in the WCSF against NSH...Collected five assists in the WCQF against CHI...Picked up two assists in Game 2 vs. CHI, Apr. 12.

2010-11 HIGHLIGHTS

Appeared in all 82 games for the second consecutive season for PHX...Posted career highs in assists (48), points (59) and penalty minutes (68)...2011 NHL All-Star...Led the team in assists and was second among all NHL defensemen in assists... Third among all NHL defensemen in scoring...Ranked first on the team in TOI/g (24:22) and was second on the team in blocked shots (103) and penalty minutes (68)...Ranked third on the team in plus/minus (plus-12) and SOG (199)...Tied for the team lead in power-play points (3-23-26)...His 24 power-play assists ranked sixth best in the NHL among defensemen and his 26 power-play points were eighth best...Had 11 multi-point games...Posted a team season-high plus-4 rating at ANA, Mar. 13... Skated 30:06 vs. VAN, Mar. 8...Skated 30:24 vs. DET, Mar. 5...Scored 10th goal of the season at CHI, Feb. 27...Matched a career high with three assists vs. ATL, Feb. 17...Recorded a career high 10-game point streak (3-12-15) from at CBJ, Jan. 11 to at SJS, Feb. 1...Had career high nine-game assist streak (0-12-12) from at CBJ, Jan. 11 to at COL, Jan. 26...Named the NHL's Second Star of the Month for Jan. (3-14-17)...Set new career high in assists (30) vs. NSH, Jan. 18...Posted sixth career three-point game (1-2-3) vs. TOR, Jan. 13...Tallied three assists vs. LAK, Dec. 29...Posted a career high nine shots vs. FLA, Dec. 4...Skated a career high 30:38 vs. FLA, Dec. 4...**2011 Playoffs:** Had a team-high five assists in four WCQF games vs. DET...Averaged a team leading 25:50 TOI/g...Recorded three assists in Game 2 of the WCQF at DET on Apr. 16.

2009-10 HIGHLIGHTS

Set new career highs in goals (12), assists (29), points (41), games played (82), penalty minutes (45) and plus/minus (plus-16)...Led all Coyotes defensemen in scoring...Ranked 23rd in scoring among all NHL defensemen...One of four Coyotes players to appear in all 82 regular season games...Finished with 10 multi-point games...Recorded two assists vs. EDM, Apr. 3...Collected a goal and two assists in 4-3 SO loss at NSH, Mar. 25...Scored two goals in win at DET for his first career multi-goal game, Jan. 26...Scored the GWG in 3-2 win vs. LAK, Dec. 26...Tied career high with three assists at TOR, Dec. 16...Scored the GWG vs. PHI, Nov. 21...Collected a career high three assists in win at CBJ, Oct. 28...Registered a goal and an assist for his first points of the season in win vs. BOS, Oct. 17...**2010 Playoffs:** Appeared in all seven playoff games vs. DET...Recorded 2-3-5 to rank tied for second on the team in postseason scoring...Collected two assists in Game 6 win at DET, Apr. 25...Scored a goal in Game 2 vs. DET, Apr. 16...Scored a goal and added an assist while making his playoff debut in a Game 1 win vs. DET, Apr. 14.

2008-09 HIGHLIGHTS

Appeared in 69 games with PHX, recording 4-26-30 and 37 penalty minutes...Set career highs in games played (69), assists (26), points (30) and PIM (37)...Ranked second among Coyotes defensemen in scoring and ranked third on the team in power-play points (1-12-13)...Finished with four multi-point games...Registered two assists vs. ANA, Apr. 11...Recorded a two-game goal streak (2-0-2) from Jan. 18-20...Collected 1-1-2 at VAN, Jan. 15...Logged a season-high 23:59 TOI and recorded an assist at STL, Dec. 6...Set a new career high by recording his 13th point (assist) at LAK, Dec. 2...Put together a career high three-game point streak (0-3-3) from Nov. 15-21...Had two assists in win vs. FLA, Nov. 8...Scored a goal in season-opening win vs. CBJ, Oct. 11.



Defense

6'1" • 190

Shoots: Left

Born: Sept. 9, 1986,
Boston, Massachusetts

Age: 26

Career vs. NHL

TEAM	GP	G	A	PTS	PIM
ANA	28	7	16	23	35
BOS	5	1	2	3	2
BUF	7	0	3	3	4
CGY	22	6	5	11	16
CAR	5	0	1	1	2
CHI	21	2	5	7	18
COL	21	1	9	10	14
CBJ	21	3	11	14	10
DAL	32	3	12	15	26
DET	20	5	8	13	8
EDM	22	1	9	10	17
FLA	4	0	4	4	0
LAK	33	4	11	15	18
MIN	20	2	8	10	15
MTL	5	0	1	1	0
NSH	22	5	13	18	10
NJD	4	0	3	3	4
NYI	4	0	4	4	2
NYR	7	0	1	1	0
OTT	5	1	3	4	0
PHI	6	2	2	4	0
PHX	-	-	-	-	-
PIT	4	0	0	0	2
SJS	33	2	6	8	18
STL	21	3	8	11	24
TBL	6	1	0	1	14
TOR	4	1	5	6	2
VAN	22	3	6	9	14
WSH	4	0	2	2	2
WPG	5	0	6	6	0
TOTALS	413	53	164	217	277



2007-08 HIGHLIGHTS

Appeared in 43 games with PHX, recording 5-7-12 and 14 penalty minutes...Ranked second among Coyotes rookies in PP goals (4)...Also played in 30 games with San Antonio (AHL) and finished with 1-14-15 and 80 penalty minutes...Re-joined the Rampage for the Calder Cup playoffs and appeared in five contests...Appeared in 27 of the Coyotes' final 31 games...Recorded a season-high 24:22 TOI vs. SJS, Mar. 25...Notched his first career multi-point game with a goal and an assist as well as a season-high six shots vs. LAK, Mar. 20...Collected a point in back-to-back games with an assist vs. OTT (Mar. 8) and a goal vs. ANA (Mar. 11)...Made his first career penalty shot attempt vs. NSH, Feb. 10 (no goal)...Scored a goal and logged 15:00 TOI at VAN, Jan. 11...Scored his first career NHL goal in a 3-2 win at PHI, Dec. 18...Made his season debut with the Coyotes at NYR, Dec. 16...Recalled from San Antonio (AHL), Dec. 10...Ranked second among Rampage defensemen in points (13) and assists (12) at time of recall.

2006-07 HIGHLIGHTS

Appeared in seven games with PHX, collecting two assists...Had an assist in 18:09 TOI at EDM, Oct. 23...Picked up his first NHL point (assist) at NSH, Oct. 14...Made his NHL debut at DET, Oct. 11, notching 19:57 TOI...Reassigned to San Antonio (AHL) on Oct. 30...Played in 66 games for the Rampage, recording 6-27-33 and 97 PIM...Led all Rampage defensemen in points (33), assists (27) and tied for first in goals (6)...Ranked third on the team in penalty minutes (97)...Represented San Antonio at the AHL All-Star Game.

2005-06 HIGHLIGHTS

Recorded 25-59-84 and 109 penalty minutes in 66 games for Moncton (QMJHL)...Named Canadian Major Junior Defenseman of the Year...Honored with Emile Bouchard Trophy as QMJHL's Best Defenseman and Telus Trophy as the league's Defensive Player of the Year...Named to QMJHL First All-Star Team...Led all CHL defensemen in scoring and ranked second in assists (59) and tied for second in goals (25)...Led QMJHL defensemen in assists and points while tied for second in goals, tied for third in PPGS (15), and fourth in plus/minus (plus-50)...Ranked second overall on Moncton in assists and third in points...Honored as QMJHL Defensive Player of the Month for November...Named QMJHL Defensive Player of the Week three times during season...Led Moncton to first-place finish in QMJHL and to Memorial Cup final...Scored three goals in five games during Memorial Cup, including two goals in the championship game.

2004-05 HIGHLIGHTS

Named New England prep school First Team All-Star at Cushing Academy.

INTERNATIONAL CAREER

2010: Represented the United States at the IIHF World Championship in Germany...Recorded 1-3-4 in six games to rank tied for third on the team in scoring...Also ranked tied for third in scoring among all defensemen in the tournament.

PERSONAL

Favorite player growing up was Ray Bourque...Credits his father for having the greatest impact on his hockey career...Enjoys playing golf in his spare time...Would like to be a fire fighter if he weren't a hockey player...Favorite non-hockey sports team is the Boston Red Sox...Other favorites include: chicken parmesan (food); "Family Guy" (TV show); and "The Town" (movie)...First job was as a paper boy...Keith and his wife Kristyn have a daughter named Mila.

CAREER RECORD

SEASON	TEAM	LEAGUE	GP	REGULAR SEASON								PIM	PLAYOFFS				
				G	A	PTS	PP	SH	GW	+/-			GP	G	A	PTS	PIM
2004-05	Cushing Academy	NEPSIHA	34	14	40	54	-	-	-	-		52	-	-	-	-	-
2005-06	Moncton	QMJHL	66	25	59	84	15	0	3	50		109	21	6	14	20	36
2006-07	Phoenix	NHL	7	0	2	2	0	0	0	0		8	-	-	-	-	-
	San Antonio	AHL	69	6	27	33	3	0	1	-15		97	-	-	-	-	-
2007-08	Phoenix	NHL	43	5	7	12	4	0	0	-12		14	-	-	-	-	-
	San Antonio	AHL	30	1	14	15	1	0	0	3		80	5	0	0	0	8
2008-09	Phoenix	NHL	69	4	26	30	1	0	0	-4		37	-	-	-	-	-
2009-10	Phoenix	NHL	82	12	29	41	5	0	2	16		45	7	2	3	5	4
2010-11	Phoenix	NHL	82	11	48	59	3	0	0	12		68	4	0	5	5	0
2011-12	Phoenix	NHL	82	11	32	43	0	0	2	5		51	16	1	8	9	10
2012-13	Phoenix	NHL	48	10	20	30	5	0	3	4		54	-	-	-	-	-
FRANCHISE AND NHL TOTALS			413	53	164	217	18	0	7	21		277	27	3	16	19	14

2012-13 REAL TIME STATS

Shots: 130

Blocks: 40

Takeaways: 20

CAREER HIGHLIGHTS

MOST GOALS/GAME: 2 – 2 times (last 4/2/13 vs. LAK)	MOST SHOTS/GAME: 9 – 2 times (last 2/16/13 vs. CBJ)	LONGEST POINT STREAK: 10 games – 1/11/11-2/1/11
MOST ASSISTS/GAME: 3 – 6 times (last 4/26/13 vs. COL)	LONGEST GOAL STREAK: 2 games – 12/5/12 – 12/6/12	CAREER HAT TRICKS: NONE
MOST POINTS/GAME: 3 – 10 times (last 4/26/13 vs. COL)	LONGEST ASSIST STREAK: 9 games – 1/11/11-1/26/11	MULTIPLE POINT GAMES: 39 (last 4/27/13 at ANA)
MOST PIM/GAME: 17 – 10/31/09 vs. ANA		

FIRSTS

FIRST COYOTES GAME: 10/11/06 at DET	FIRST NHL GAME: 10/11/06 at DET
FIRST COYOTES GOAL: 12/18/07 at PHI	FIRST NHL GOAL: 12/18/07 at PHI
FIRST COYOTES ASSIST: 10/14/06 at NSH	FIRST NHL ASSIST: 10/14/06 at NSH

32

Brandon Yip

**PACK
FACT**

Has registered 29-27-56 and 130 PIM in 172 career NHL games with Nashville and Colorado.

ACQUIRED

Signed as a free agent, July 19, 2013

DRAFTED

Colorado's 7th choice (8th round, 239th overall) in the 2004 Entry Draft

2012-13 HIGHLIGHTS

Recorded 3-5-8 in 34 games with NSH...Ranked fifth on the team in hits with 46...Scored a goal vs. CGY, Mar. 13...Notched a goal at LAK, Jan. 31...Recorded his first goal of the season at ANA, Jan. 26.

2011-12 HIGHLIGHTS

Played in 35 games with NSH and COL, recording 3-4-7 and 28 PIM...Collected 3-4-7 in 25 games with the Predators after being acquired on Jan. 19...Scored a goal at COL in the regular season finale on Apr. 7...Notched a goal vs. COL, Mar. 12...Collected 1-1-2 at NSH, Jan. 31...**2012 Playoffs:** Appeared in all 10 of NSH's postseason games, recording 1-1-2 and six PIM...Scored a goal at PHX in Game 1 of the WCSF on Apr. 27...Had an assist in Game 1 of the WCQF vs. DET on Apr. 11.

2010-11 HIGHLIGHTS

Established career highs in games (71), goals (12), assists (10) and points (22) with COL...Had three power-play goals, one GWG and one SHG...His 77 hits ranked seventh on the team...Scored twice, including a SHG, vs. DAL on Apr. 8 and scored a goal at DAL the night before...Appeared in his 100th NHL game on April 5, 2011 at St. Louis...Netted a pair of goals vs. STL, Jan. 24...Had 1-1-2 vs. CHI, Dec. 13...Recorded a PPG at TBL, Dec. 4...Scored the GWG vs. STL, Nov. 15...Notched a goal vs. CGY, Nov. 9 and collected 1-1-2 vs. DAL, Nov. 6...Scored at CGY, Oct. 28...Had a goal at PHI, Oct. 11.

2009-10 HIGHLIGHTS

Recorded 11-8-19 in 32 games as a rookie with COL...Had a plus-5 rating and 22 PIM...Led all NHL rookies in goals per game (.34) and ranked fourth in points per game (.59) (minimum 20 games)...Missed the first two months of the season with an injury...Posted a career high in power-play goals (4) with two coming on Dec. 31 at DET, his first career multi-goal game...Had five multi-point games...Scored a pair of goals vs. STL, Feb. 8...Had a goal and was a plus-3 vs. COL, Feb. 10...Scored twice vs. CBJ, Feb. 2...Collected two assists at DAL, Jan. 29...Recorded a three-game point streak (1-2-3) from Jan. 18-24, including the GWG vs. NSH, Jan. 22...Notched 1-1-2 at BUF, Jan. 9 and scored a goal the night before at CAR...Scored his first career goal vs. ANA, Dec. 22...**2010 Playoffs:** Recorded 2-2-4 in six playoff games...Scored a goal vs. SJS in Game 6 of the WCQF on Apr. 24...Posted 1-1-2 at SJS in Game 2 of the WCQF on Apr. 16.

2008-09 HIGHLIGHTS

Helped Boston University (HEA) win the 2009 NCAA National Championship...Amassed 108 points (45g-63a) in 139 games with the Terriers from 2005-09...Ranked among the Top-10 Hockey East skaters in goals (tied for fourth, 20), points (sixth, 43) and assists (tied for seventh, 23)...As a senior also paced BU in penalty minutes (118) and shots (131).

2007-08 HIGHLIGHTS

Ranked sixth on Boston University in goals (11) and points (23) in his junior season.

2006-07 HIGHLIGHTS

Posted 5-6-11 in 18 games with BU...Missed 21 of the Terrier's 39 games due to injury as a sophomore...Scored the overtime winner in a 3-2 victory over Vermont in the third and decisive game of the 2007 Hockey East quarterfinals, becoming the first player in league history to tally more than one overtime goal in the Hockey East playoffs (also had OT winner in 2006 Hockey East title game against Boston College).

2005-06 HIGHLIGHTS

The 2006 Hockey East Rookie of the Year after tying for eighth among all NCAA freshmen in assists and tying for 12th in points, in addition to leading the conference in both categories...Finished the season with 9-22-31 and 59 PIM in 39 games...Named to the 2006 Inside College Hockey All-Rookie Team, Hockey East All-Rookie Team and named Rookie of the Year by the New England Hockey Writers' Association.

2004-05 HIGHLIGHTS

Recorded 20-42-62 and 92 PIM in 43 games with Coquitlam of the BCHL...Led the team in points and assists...Recorded 6-1-7 in seven playoff games.

2003-04 HIGHLIGHTS

Recorded 31-38-69 and 87 PIM in 56 games...Named to the 2004 BCHL All-Rookie Team and competed in the BCHL All-Star Game...Ranked second on the team in goals and third in points.



Right Wing

6'1" • 198

Shoots: Right

**Born: Apr. 25, 1985,
Vancouver, BC**

Age: 28

Career vs. NHL

TEAM	GP	G	A	PTS	PIM
ANA	7	2	0	2	6
BOS	1	0	0	0	0
BUF	2	1	1	2	0
CGY	10	3	0	3	8
CAR	2	1	0	1	2
CHI	13	1	3	4	13
COL	4	2	0	2	0
CBJ	11	2	2	4	13
DAL	12	4	5	9	12
DET	8	2	2	4	4
EDM	12	1	3	4	6
FLA	0	0	0	0	0
LAK	10	1	1	2	4
MIN	12	1	4	5	13
MTL	1	0	0	0	2
NSH	7	1	1	2	2
NJD	3	0	0	0	0
NYI	2	0	1	1	0
NYR	2	0	0	0	4
OTT	2	0	1	1	0
PHI	1	1	0	1	2
PHX	8	0	0	0	4
PIT	2	0	0	0	0
SJS	10	0	0	0	13
STL	12	5	2	7	10
TBL	1	1	0	1	0
TOR	1	0	0	0	2
VAN	11	0	1	1	8
WSH	1	0	0	0	0
WPG	4	0	0	0	2
TOTALS	172	29	27	56	130



PERSONAL

Nickname is "Yipper"...His favorite player growing up was Cliff Ronning...Other favorites include: "D2" (movie), Nantucket (vacation spot), Avicii (music) and Bahamas (vacations spot)...Lists Muhammad Ali as the person he would most like to meet...Works closely with several anti-bullying campaigns.

CAREER RECORD

SEASON	TEAM	LEAGUE	GP	REGULAR SEASON								PIM	PLAYOFFS				
				G	A	PTS	PP	SH	GW	+/-			GP	G	A	PTS	PIM
2003-04	Coquitlam	BCHL	56	31	38	69	-	-	-	-		87	4	1	2	3	14
2004-05	Coquitlam	BCHL	43	20	42	62	-	-	-	-		92	7	1	6	7	2
2005-06	Boston University	HEA	39	9	22	31	0	0	2	8		59	-	-	-	-	-
2006-07	Boston University	HEA	17	5	6	11	2	0	2	5		29	-	-	-	-	-
2007-08	Boston University	HEA	37	11	12	23	4	0	0	4		28	-	-	-	-	-
2008-09	Boston University	HEA	45	20	23	43	4	1	3	24		118	-	-	-	-	-
2009-10	Colorado	NHL	32	11	8	19	4	0	2	5		22	6	2	2	4	6
	Lake Erie	AHL	6	2	0	2	0	0	0	0		4	-	-	-	-	-
2010-11	Colorado	NHL	71	12	10	22	3	1	1	-22		54	-	-	-	-	-
2011-12	Colorado	NHL	10	0	0	0	0	0	0	1		8	-	-	-	-	-
	Nashville	NHL	25	3	4	7	0	0	0	0		20	10	1	1	2	6
2012-13	Nashville	NHL	34	3	5	8	0	0	0	-3		36	-	-	-	-	-
NHL TOTALS			172	29	27	56	7	3	1	-19		130	16	3	3	6	12

2012-13 REAL TIME STATS

Hits: 46

Shots: 35

Blocks: 7

CAREER HIGHLIGHTS

MOST GOALS/GAME:
2 – 5 times (last 4/8/11 vs. DAL)*

MOST ASSISTS/GAME:
2 – 1/29/10 at DAL*

MOST POINTS/GAME:
2 – 10 times (last 1/31/12 at MIN)^

MOST PIM/GAME:
5 – 6 times (last 3/23/13 vs. CBJ)^

MOST SHOTS/GAME:
6 – 1/24/11 vs. STL*

LONGEST GOAL STREAK:
2 games – 4 times (last 4/7/11–4/8/11)*

LONGEST ASSIST STREAK:
2 games – 2 times (last 2/5/13–2/7/13)^

LONGEST POINT STREAK:
3 games – 2 times (last 1/18/10–1/24/10)*

CAREER HAT TRICKS:
None

MULTIPLE POINT GAMES:
10 (last 1/31/12 at MIN)^

FIRSTS

FIRST COYOTES GAME:
None

FIRST COYOTES GOAL:
None

FIRST COYOTES ASSIST:
None

FIRST NHL GAME:
12/19/09 vs. CBJ*

FIRST NHL GOAL:
12/22/09 vs. ANA*

FIRST NHL ASSIST:
12/20/09 at OTT*

*w/COL, ^w/NSH

IN THE SYSTEM



MATHIEU BRISEBOIS

D

Height: 5'11" Weight: 200 Shoots: Right
Born: Apr. 17, 1992, Mont St-Hilaire, QC
Acquired: Signed as a free agent, Mar. 6, 2013
Drafted: Not Drafted

SEASON	TEAM	LEAGUE	REGULAR SEASON					PLAYOFFS				
			GP	G	A	PTS	PIM	GP	G	A	PTS	PIM
2009-10	Lewiston	QMJHL	31	0	7	7	22	3	0	0	0	4
2010-11	Rouyn-Noranda	QMJHL	47	3	15	18	32	-	-	-	-	-
2011-12	Rouyn-Noranda	QMJHL	68	17	39	56	106	4	1	0	1	12
2012-13	Rouyn-Noranda	QMJHL	64	19	54	73	103	14	3	12	15	24

CAREER NOTES: 2012-13: Signed a three-year, entry-level contract with Phoenix on Mar. 6...Played in 64 games with Rouyn-Noranda (QMJHL), totaling 19-54-73 and 103 PIM...Set career highs in goals, assists and points...Registered 3-12-15 and 24 PIM in 14 postseason games...Established postseason career highs in games, goals, assists, points and PIM...Ranked second on the Huskies in assists, fourth in points and third in PIM...Named the QMJHL Second Star of the Month for February after posting 5-12-17 with a plus-11 rating in 11 games...Led the QMJHL in goals, assists and points by a defenseman...Named to the QMJHL Second All-Star team...Had a 10-game point streak (5-14-19) from Feb. 2-26...Had 22 multi-point regular season games...**2011-12:** Registered 17-39-56 and 106 PIM in a career-high 68 games with Rouyn-Noranda...Set a career high and ranked second on the team in PIM...Led the Huskies in assists, ranked second in points and tied for third in goals...Tallied 12 multi-point games...Appeared in four postseason games, recording 1-0-1 and 12 PIM...**2010-11:** Notched 3-15-18 and 32 PIM in 47 games with Rouyn-Noranda...Scored his first goal with the Huskies at Val-D'Or on Nov. 12...**2009-10:** Made his QMJHL debut with Lewiston...Registered 0-7-7 and 22 PIM in 31 games with the MAINEiacs...Made his QMJHL postseason debut, totaling four PIM in three postseason games.



MATHIEU BRODEUR

D

Height: 6'6" Weight: 220 Shoots: Left
Born: June 21, 1990, Laval, Quebec
Drafted: Phoenix's 5th choice (3rd round, 76th overall) in the 2008 Entry Draft

SEASON	TEAM	LEAGUE	REGULAR SEASON					PLAYOFFS				
			GP	G	A	PTS	PIM	GP	G	A	PTS	PIM
2006-07	Laurentides	QAAA	44	5	7	12	58	15	2	4	6	18
2007-08	Cape Breton	QMJHL	69	1	6	7	27	11	0	0	0	6
2008-09	Cape Breton	QMJHL	61	3	12	15	15	11	1	3	4	4
2009-10	Cape Breton	QMJHL	65	4	25	29	31	5	0	0	0	9
	San Antonio	AHL	2	0	1	1	0	-	-	-	-	-
2010-11	San Antonio	AHL	4	0	0	0	2	-	-	-	-	-
	Las Vegas	ECHL	52	0	1	1	43	-	-	-	-	-
2011-12	Portland	AHL	43	2	4	6	29	-	-	-	-	-
2012-13	Portland	AHL	65	3	16	19	47	3	0	0	0	2

CAREER NOTES: 2012-13: Appeared in 65 games with Portland (AHL)...Recorded 3-16-19 and 47 PIM...Set AHL career highs in goals, assists and points...Played in three postseason games with the Pirates...**2011-12:** Appeared in 43 games with Portland (AHL)...Scored his first career AHL goal vs. Connecticut, Jan. 18...**2010-11:** In his first season in the ECHL, registered one assist in 52 games with Las Vegas...Appeared in four games with San Antonio (AHL)...Was a minus-one with two PIM...**2009-10:** Appeared in 65 games with Cape Breton of the QMJHL...Recorded 4-25-29 and 31 PIM...Set QMJHL career highs in goals, assists, points and PIM...Ranked fourth among Cape Breton defensemen in scoring...His plus-21 rating ranked fifth overall on the team...Appeared in five QMJHL postseason games...Played in two games with San Antonio (AHL)...Made his professional debut and recorded his first professional point (assist) vs. Houston, Apr. 8...**2008-09:** Played in 61 games with Cape Breton (QMJHL)...Registered 3-12-15 and 15 PIM...Set playoff career highs in goals (1), assists (3) and points (4) while appearing in 11 postseason contests...**2007-08:** In his first season in the QMJHL, collected 1-6-7 and 27 PIM in 69 games with Cape Breton...Scored his first QMJHL goal vs. Lewiston, Jan. 6...Also appeared in 11 postseason games...**2006-07:** Recorded 5-7-12 and 58 PIM in 44 games with Laurentides of the QAAA...Notched 2-4-6 and 18 PIM in 15 postseason games.



IN THE SYSTEM



MAX DOMI

LW

Height: 5'10" **Weight:** 200 **Shoots:** Left
Born: March 2, 1995, Winnipeg, Manitoba
Drafted: Phoenix's 1st choice (1st round, 12th overall) in the 2013 Entry Draft

SEASON	TEAM	LEAGUE	REGULAR SEASON					PLAYOFFS				
			GP	G	A	PTS	PIM	GP	G	A	PTS	PIM
2011-12	London	OHL	62	21	28	49	48	19	4	5	9	10
2012-13	London	OHL	64	39	48	87	71	21	11	21	32	26

CAREER NOTES: 2012-13: Led London (OHL) in scoring with 39-48-87 in 64 games with a plus-33 rating and 71 PIM...Ranked ninth in the league in regular season points and goals... Notched 25 multi-point regular season games...Recorded a hat trick (3-0-3) on Jan. 24 at Ottawa...Registered a hat trick (3-1-4) on Feb. 18 vs. Erie...Helped the Knights to the OHL's best record (50-13-0-5) and a first place finish in the Midwest Division while London captured its second consecutive OHL championship...Scored 11-21-32 and 26 PIM in 21 postseason games...Led the Knights in postseason assists and points...Ranked second in the OHL in postseason points...Had 10 multi-point games in the postseason...Won a gold medal with Team Canada at the U18 Ivan Hlinka Memorial Tournament where he totaled 3-4-7 and two PIM in five games...Was one of three Knights players drafted in the first round of the 2013 Entry Draft... Signed an entry-level contract with Phoenix in July... **2011-12:** Traded to London from Kingston in August...Appeared in 62 games with London, registering 21-28-49 and 48 PIM...Played in 19 postseason games, totaling 4-5-9 and 10 PIM with a plus-four rating to help the Knights win the OHL Championship...Added 1-2-3 in four games at the Memorial Cup... Named to the OHL Second All-Rookie Team...Helped Canada Ontario win a bronze medal in the U17 World Hockey Challenge, collecting 3-4-7 in six contests.



LOUIS DOMINGUE

G

Height: 6'3" **Weight:** 210 lbs. **Catches:** Right
Born: Mar. 6, 1992, St-Hilaire, Quebec
Drafted: Phoenix's 5th choice (5th round, 138th overall) in the 2010 Entry Draft

SEASON	TEAM	LEAGUE	GP	MIN	REGULAR SEASON					GP	MIN	PLAYOFFS				
					GA	SO	SV%	GAA	W-L-OTL			GA	SO	SV%	GAA	W-L-OTL
2008-09	Moncton	QMJHL	12	621	26	0	.924	2.51	5-5-0	-	-	-	-	-	-	-
2009-10	Moncton	QMJHL	22	1195	56	1	.902	2.81	11-9-0	-	-	-	-	-	-	-
	Quebec	QMJHL	19	1017	43	2	.910	2.54	9-8-0	9	454	33	0	.863	4.35	3-5-0
2010-11	Quebec	QMJHL	57	3032	134	2	.898	2.65	37-12-3	18	995	41	1	.913	2.47	11-5-1
2011-12	Quebec	QMJHL	39	2162	94	4	.914	2.61	23-8-4	11	679	30	0	.897	2.65	7-3-1
2012-13	Gwinnett	ECHL	34	2051	92	3	.904	2.69	23-9-2	10	619	23	2	.926	2.23	6-3-1
	Portland	AHL	2	100	4	0	.931	2.40	1-0-0	-	-	-	-	-	-	-

CAREER NOTES: 2012-13: Recorded a 23-9-2 record with a 2.69 GAA and .904 SV% in 34 games with Gwinnett (ECHL)...Led all Gladiators goaltenders in games played, shutouts, minutes and wins...Ranked tied for fourth in the ECHL in wins...Appeared in 10 postseason games with Gwinnett, recording a 6-3-1 record with a .926 SV% and 2.23 GAA...Finished tied for second in the ECHL with two postseason shutouts and fifth in GAA...Made his AHL debut with Portland...Appeared in two games with the Pirates, registering a .931 SV% in 100 minutes... **2011-12:** Led the league in SV% (.914)...Played in 39 games for Quebec (QMJHL), posting a 23-8-4 record...Recorded career highs in shutouts (4) and GAA (2.61)...Went 7-3-1-0 in 11 postseason games...Posted the third-best GAA (2.65) in the QMJHL postseason... **2010-11:** Signed an entry-level contract with Phoenix on June 1...Appeared in a career-high 57 games in his third QMJHL season; playing a full-season for the Quebec Remparts...He posted a 2.65 GAA and .898 SV%, leading the Remparts to the third-best record in the league...Posted an 11-5-1-0 record with one shutout...Registered a 2.47 GAA and .913 SV% in the postseason as Quebec reached the league semi-final...Invited to Canada's 2012 World Junior development camp... **2009-10:** Began the season with Moncton, posting a 11-9-0 record in 22 games...Traded to the Quebec Remparts in mid-season...Appeared in 19 games for Quebec, posting a 2.54 GAA along with a .910 SV%... Played in nine postseason games for the Remparts, recording a 4.35 GAA and a .863 SV%...Represented Team Orr at the 2010 CHL Top Prospects Game... **2008-09:** Appeared in 12 games for Moncton in his rookie QMJHL season, posting a 5-5-0 record while registering a 2.51 GAA and a .924 SV%.

IN THE SYSTEM



DARIAN DZIURZYNSKI

LW

Height: 6'1" **Weight:** 204 **Shoots:** Left
Born: Mar. 30, 1991, Lloydminster, Alberta
Drafted: Phoenix's 6th choice (5th round, 141th overall) in the 2011 Entry Draft

SEASON	TEAM	LEAGUE	REGULAR SEASON					PLAYOFFS				
			GP	G	A	PTS	PIM	GP	G	A	PTS	PIM
2007-08	Saskatoon	WHL	33	3	1	4	18	-	-	-	-	-
	Lloydminster	AJHL	2	0	0	0	0	-	-	-	-	-
2008-09	Saskatoon	WHL	64	10	15	25	96	7	0	1	1	6
2009-10	Saskatoon	WHL	70	14	15	29	156	7	3	6	9	9
2010-11	Saskatoon	WHL	72	35	22	57	125	10	3	3	6	18
2011-12	Saskatoon	WHL	4	3	0	3	4	-	-	-	-	-
	Brandon	WHL	61	27	16	43	106	9	2	2	4	16
2012-13	Portland	AHL	59	9	7	16	87	3	1	0	1	0

CAREER NOTES 2012-13: Appeared in his first AHL season with Portland...Recorded 9-7-16 and 87 PIM in 59 games...Made his professional debut on Oct. 20 at Manchester...Scored his first professional goal on Dec. 2 at Manchester...Added 1-0-1 in three postseason games with the Pirates...Signed a two-year entry-level contract with Phoenix on Mar. 8...**2011-12:** Began the season with Saskatoon (WHL), scoring three goals...Traded to Brandon (Oct. 17, 2011)...Appeared in 61 games for the Wheat Kings, recording 27-16-43 and 106 PIM...In nine postseason contests, he produced 2-2-4 and 16 PIM...**2010-11:** One of three players to skate in all 72 games for Saskatoon... Led the Blades to the league's best record while scoring 35 goals; good for second on the team...Recorded 125 PIM (third most) on the Blades...Registered 3-3-6 and 18 PIM in 10 postseason games...**2009-10:** Appeared in 70 games with Saskatoon, posting 14-15-29 and was a plus-1...Led the team with 156 PIM...Added 3-6-9 in seven postseason games **2008-09:** Skated in 64 games with Saskatoon in his second WHL season...Recorded 10-15-25 with a plus-12 rating...Third on the team with 96 PIM...Appeared in all seven playoff games in the Blades' first round loss to Lethbridge...**2007-08:** Appeared in his first WHL season with Saskatoon, skating in 33 games.



MAXIM GONCHAROV

D

Height: 6'4" **Weight:** 208 **Shoots:** Right
Born: June 15, 1989, Moscow, Russia
Drafted: Phoenix's 5th choice (5th round, 123rd overall) in the 2007 Entry Draft

SEASON	TEAM	LEAGUE	REGULAR SEASON					PLAYOFFS				
			GP	G	A	PTS	PIM	GP	G	A	PTS	PIM
2006-07	CSKA Moscow	Russia	18	0	0	0	10	5	0	0	0	2
2007-08	CSKA Moscow	Russia	47	3	3	6	38	6	0	2	2	0
2008-09	CSKA Moscow	KHL (Russia)	47	7	8	15	50	7	0	0	0	4
2009-10	CSKA Moscow	KHL (Russia)	51	4	13	17	52	3	1	0	1	2
2010-11	San Antonio	AHL	61	6	9	15	65	-	-	-	-	-
2011-12	Portland	AHL	45	1	3	4	37	-	-	-	-	-
2012-13	Portland	AHL	45	2	13	15	114	1	0	0	0	4

CAREER NOTES 2012-13: Appeared in 45 games with Portland (AHL)...Registered 2-13-15 and 114 PIM...Ranked second on the team in PIM...Set AHL career highs in assists and PIM...Signed with SKA Saint Petersburg (KHL) on June 3, 2013...**2011-12:** Skated in 45 games with Portland (AHL), recording 1-3-4 and 37 PIM...Scored his lone goal of the season vs. Wilkes-Barre/Scranton, Nov. 18...Registered first point (assist) as a Pirate at St. John's, Oct. 26...Made his Portland debut at Bridgeport, Oct. 8...**2010-11:** Appeared in his first professional season with San Antonio (AHL), recording 6-9-15 and 65 PIM in 61 games...Ranked second among Rampage defensemen in goals and points...**2009-10:** Appeared in 51 games for CSKA Moscow of the KHL (Russia)...Recorded 4-13-17 with 52 PIM and a plus-5 rating...Scored each of his four goals on the power play to rank tied for second on the team in power play goals...Ranked third among CSKA defensemen in points...Scored one goal while appearing in three postseason games...**2008-09:** Registered 7-8-15 and 50 PIM in 47 games for CSKA Moscow...Ranked second among CSKA defensemen in goals and power play goals...Represented Russia at the 2009 IIHF World Junior Championship, helping his team to the bronze medal...Recorded 5-1-6 in seven games to lead the tournament in goals by a defenseman...Ranked second on the team in goals...Scored a goal in the bronze medal game vs. Slovakia...**2007-08:** Spent the majority of the season with CSKA Moscow, recording 3-3-6 in 47 games...Also collected two assists in six playoff games...**2006-07:** Appeared in 18 games for CSKA Moscow...Helped lead Russia to the gold medal at the 2007 IIHF U-18 World Championship.



IN THE SYSTEM



BRANDON GORMLEY

D

Height: 6'2" **Weight:** 196 **Shoots:** Left
Born: Feb. 18, 1992, Charlottetown, Prince Edward Island
Drafted: Phoenix's 1st choice (1st round, 13th overall) in the 2010 Entry Draft

SEASON	TEAM	LEAGUE	GP	REGULAR SEASON				GP	PLAYOFFS			
				G	A	PTS	PIM		G	A	PTS	PIM
2008-09	Moncton	QMJHL	62	7	20	27	34	10	1	3	4	6
2009-10	Moncton	QMJHL	58	9	34	43	54	21	2	15	17	10
2010-11	Moncton	QMJHL	47	13	35	48	42	5	0	1	1	6
	San Antonio	AHL	4	1	0	1	0	-	-	-	-	-
2011-12	Moncton	QMJHL	26	10	17	27	18	-	-	-	-	-
	Shawinigan	QMJHL	9	0	5	5	4	7	5	2	7	8
2012-13	Portland	AHL	68	5	24	29	44	3	1	2	3	0

CAREER NOTES: 2012-13: Skated in 68 games with Portland (AHL)...Recorded 5-24-29 and 44 PIM, all AHL career highs...Totaled 1-2-3 in three postseason games...Ranked second among Portland defensemen in assists and points...His 17 power-play points were tied for third most on the team...Recorded 12 power-play assists to rank tied for second on the team...Had 118 shots and five multi-point games...**2011-12:** Appeared in 26 games with Moncton (QMJHL)...Registered 10-17-27...Traded to Shawinigan (Jan. 7, 2012)...Collected five assists for the Cataractes...Won the Memorial Cup with Shawinigan, producing 5-2-7 in seven games...Won the bronze medal with Canada at the 2012 IIHF World Junior Championship...Named the tournament's Best Defenseman...WJC First Team All-Star...**2010-11:** Led all Wildcats defensemen in scoring 13-35-48 in 47 games...Scored nine of his 13 goals on the power play...Missed a portion of the season with an injury...Named to Canada's 2011 IIHF World Junior Championship squad (did not play due to injury)...Collected an assist in five postseason games...Named to the QMJHL Second All-Star team for the second consecutive season...Made his professional debut with San Antonio (AHL) on Apr. 5 vs. Rockford...Scored a goal in four games with the Rampage...Notched his first career professional goal on Apr. 9 at Chicago...**2009-10:** Played in 58 games for Moncton, producing 9-34-43 and 54 PIM...He was a plus-31...Recorded 2-15-17 in 21 playoff games, leading the Wildcats to the QMJHL championship (President's Cup)...Suited up for Canada at the Ivan Hlinka Tournament...Represented Team Orr at the 2010 CHL Top Prospects Game...**2008-09:** Named to the QMJHL All-Rookie Team...In his QMJHL rookie season, registered 7-20-27 for Moncton...Added 1-3-4 in 10 postseason games...**2007-08:** Played for Notre Dame of the Saskatchewan Midget AAA league.



KYLE HAGEL

LW

Height: 6'1" **Weight:** 210 **Shoots:** Left
Born: Jan. 21, 1985, Hamilton, ON
Acquired: Signed as a free agent, Aug. 19, 2013
Drafted: Not Drafted

SEASON	TEAM	LEAGUE	GP	REGULAR SEASON				GP	PLAYOFFS			
				G	A	PTS	PIM		G	A	PTS	PIM
2004-05	Princeton	NCAA	26	0	2	2	12	-	-	-	-	-
2005-06	Princeton	NCAA	30	6	5	11	6	-	-	-	-	-
2006-07	Princeton	NCAA	29	4	2	6	32	-	-	-	-	-
2007-08	Princeton	NCAA	32	2	3	5	30	-	-	-	-	-
2008-09	Fresno	ECHL	23	5	3	8	97	-	-	-	-	-
	Reading	ECHL	15	2	3	5	46	-	-	-	-	-
	Rochester	AHL	3	0	0	0	5	-	-	-	-	-
2009-10	Las Vegas	ECHL	42	7	8	15	77	5	3	1	4	9
	Rockford	AHL	9	0	0	0	36	-	-	-	-	-
2010-11	Rockford	AHL	77	5	8	13	245	-	-	-	-	-
2011-12	Peoria	AHL	7	0	1	1	15	-	-	-	-	-
2012-13	Hamilton	AHL	67	2	4	6	172	-	-	-	-	-

CAREER NOTES: 2012-13: Appeared in 67 games with Hamilton (AHL), recording 2-4-6 and 172 PIM...Ranked second on the team in PIM and tied for fourth in games played...**2011-12:** Missed the majority of the season due to a shoulder injury...Played in seven games with Peoria (AHL), totaling 0-1-1 and 15 PIM...**2010-11:** Skated in a career-high 77 games with Rockford (AHL)...Tallied 5-8-13 and a career-high 245 PIM...Led the IceHogs in PIM and ranked tied for second on the team in games played...Scored his first AHL goal vs. Texas, Dec. 8...Signed a one-year deal with St. Louis (Peoria) on May 8...**2009-10:** Spent the majority of the season with Las Vegas (ECHL) where he collected 7-8-15 and 77 PIM in 42 games...Set a career high in goals, assists and points...Made his professional postseason debut...Appeared in five playoff games with the Wranglers, totaling 3-1-4 and nine PIM...Skated in nine games with Rockford (AHL), registering 36 PIM...**2008-09:** Made his professional debut with Fresno (ECHL), tallying 5-3-8 and 97 PIM in 23 games...Led the Falcons in PIM...Signed with Reading (ECHL) on Dec. 30...Played in 15 games with the Royals, notching 2-3-5 and 46 PIM...Loaned to Rochester (AHL) in February...Made his AHL debut at Iowa, Feb. 10...**2007-08:** Appeared in a collegiate career-high 32 games for Princeton (NCAA)...notched 2-3-5 and 30 PIM...Served as an alternate captain for the Tigers...Completed his four-year career at Princeton with 12-12-24 in 117 games...Named to ECAC All-Academic Team in each of his final three years at Princeton, and as a senior was an Academic All-Ivy selection...**2006-07:** Totaled 4-2-6 and 32 PIM in 29 games with Princeton...**2005-06:** Skated in 30 games for the Tigers, recording 6-5-11 and six PIM...Set collegiate career highs in goals, assists and points...**2004-05:** Made his collegiate debut with Princeton...Played in 26 games with the Tigers, collecting 0-2-2 and 12 PIM.

IN THE SYSTEM



BRETT HEXTALL

RW

Height: 5'10" Weight: 195 Shoots: Right
Born: April 2, 1988, Philadelphia, Pennsylvania
Drafted: Phoenix's 7th choice (6th round, 159th overall) in the 2008 Entry Draft

SEASON	TEAM	LEAGUE	REGULAR SEASON					PLAYOFFS				
			GP	G	A	PTS	PIM	GP	G	A	PTS	PIM
2006-07	Penticton	BCHL	59	18	27	45	156	11	2	2	4	8
2007-08	Penticton	BCHL	54	24	48	72	52	15	12	3	15	12
2008-09	North Dakota	WCHA	42	12	14	26	91	-	-	-	-	-
2009-10	North Dakota	WCHA	34	14	12	26	88	-	-	-	-	-
2010-11	North Dakota	WCHA	39	13	16	29	63	-	-	-	-	-
2011-12	Portland	AHL	72	7	8	15	59	-	-	-	-	-
2012-13	Portland	AHL	66	9	6	15	79	3	0	0	0	4

CAREER NOTES: 2012-13: Recorded 9-6-15 and 79 PIM in 66 games with Portland (AHL)...Set AHL career highs in goals and PIM...Skated in three games in his first AHL postseason series...**2011-12:** Recorded 7-8-15 and 59 PIM in his first professional season with Portland...Scored his first professional goal in his pro debut at Bridgeport, Oct. 8...Scored a goal in back-to-back games (at Manchester, Nov. 6 & Nov. 9)...**2010-11:** Appeared in 39 games with North Dakota in his junior season, recording 13-16-29 and 63 PIM...Recorded career highs in assists (16) and points (29)...Selected to his second straight WCHA All-Academic team...Was a plus-24 in 39 games...Named WCHA co-Offensive Player of the Week on Feb. 22 after scoring three goals in a series at St. Cloud State (Feb. 18-19)...**2009-10:** Appeared in 34 games with North Dakota (WCHA), registering 14-12-26 and 88 PIM...Scored a career-high in goals (14)...Matched his career- high point total (26), while missing nine games due to injury...Tied for second on the team with seven power play goals...Led the Fighting Sioux in shooting percentage (15.1%)...Tallied three points in North Dakota's first round playoff series against Minnesota...Ranked third on the team with 88 PIM...**2008-09:** Appeared in 42 games in his freshman season with North Dakota, recording 12-14-26 and 91 PIM...Led all Sioux rookies with six power play goals...Tied for third among WCHA freshmen in power play goals...Twice named WCHA Rookie of the Week (week of Dec. 16 and Mar. 3)...Led the team with 91 PIM...**2006-08:** Spent two seasons with Penticton (BCHL), totaling 42-75-117 and 208 PIM in 113 regular season games...Appeared in 26 playoff games, collecting 14-5-19 and 20 PIM.



PHILIP LANE

RW

Height: 6'3" Weight: 216 Shoots: Right
Born: May 29, 1992, Rochester, New York
Drafted: Phoenix's 2nd choice (2nd round, 52nd overall) in the 2010 Entry Draft

SEASON	TEAM	LEAGUE	REGULAR SEASON					PLAYOFFS				
			GP	G	A	PTS	PIM	GP	G	A	PTS	PIM
2008-09	Buffalo Jr. Sabres	OJHL	45	18	24	42	72	-	-	-	-	-
2009-10	Brampton	OHL	64	18	14	32	52	11	3	0	3	14
2010-11	Brampton	OHL	54	17	17	34	113	4	0	1	1	2
2011-12	Brampton	OHL	53	15	26	41	94	8	4	1	5	7
2012-13	Portland	AHL	70	14	8	22	61	3	0	1	1	9

CAREER NOTES: 2012-13: Skated in 70 games with Portland, recording 14-8-22 and 61 PIM...Made his professional debut with the Pirates on Oct. 13 at Adirondack ... Scored his first professional goal on Nov. 17 vs. Providence...Recorded a hat trick (3-0-3) on Apr. 20 vs. Connecticut...**2011-12:** Appeared in 53 games with Brampton, recording 15-26-41...Set a new OHL career-high point total (41)...Third in team scoring... Earned his 100th OHL point (goal) vs. Erie, Jan. 15...Named OHL Player of the Week for the period ending Dec. 11 after leading the Battalion with 1-6-7 in three straight wins...Registered career highs in assists (4) and points (4) at Kingston, Dec. 9...Career-high five-game assist streak (0-5-5) ended Oct. 30...Scored first OHL shorthanded goal and added two assists at Sudbury, Sept. 24...**2010-11:** Played in 54 games with the Battalion, recording 17-17-34 and a plus-2 rating...Second on the team with 113 PIM... Collected an assist in four postseason games...**2009-10:** Appeared in 64 games in his first OHL season with Brampton...Produced 18-14-32 and 52 PIM...Scored three goals in 11 postseason games...**2008-09:** In 45 games with the Buffalo Jr. Sabres (OJHL), Lane registered 18- 24-42 and 72 PIM.



IN THE SYSTEM



MIKE LEE

G

Height: 6'1" **Weight:** 190 lbs. **Catches:** Left
Born: Oct. 5, 1990, Roseau, Minnesota
Drafted: Phoenix's 3rd choice (3rd round, 91st overall) in the 2009 Entry Draft

SEASON	TEAM	LEAGUE	REGULAR SEASON							PLAYOFFS						
			GP	MIN	GA	SO	SV%	GAA	W-L-OTL	GP	MIN	GA	SO	SV%	GAA	W-L-OTL
2007-08	Roseau High	MN HS	29	1479	-	14	.936	1.10	27-2-0	-	-	-	-	-	-	-
2008-09	Fargo	USHL	48	2745	110	3	.918	2.40	26-15-4	10	545	24	1	2.64	7-3	
2009-10	St. Cloud State	WCHA	26	1477	69	2	.917	2.80	12-9-3	-	-	-	-	-	-	-
2010-11	St. Cloud State	WCHA	32	1879	86	1	.910	2.75	12-14-4	-	-	-	-	-	-	-
2011-12	St. Cloud State	WCHA	16	968	36	1	.930	2.23	8-6-2	-	-	-	-	-	-	-
2012-13	Gwinnett	ECHL	28	1580	62	2	.911	2.35	14-12-1	-	-	-	-	-	-	-
	Portland	AHL	18	837	38	0	.915	2.72	9-6-0	-	-	-	-	-	-	-

CAREER NOTES: 2012-13: Appeared in 28 games with Gwinnett (ECHL), registering a 14-12-1 record with a 2.35 GAA and .911 SV%...Led all Gwinnett goaltenders (Min. 25 games) in GAA and SV%...Ranked fifth in the ECHL in GAA...Made his AHL debut with Portland...Recorded a 2.72 GAA and .915 SV% in 16 games with the Pirates...**2011-12:** Missed the majority of the season with an injury...Posted an 8-6-2 record with one shutout...Set career highs in GAA (2.23) and SV% (.930)...Team Captain...Ranked first in the WCHA among all goaltenders for SV% (overall games played)...Named to the All-America Division I Men's At-Large Team...Set a team record with his 29.8 saves per game rate...Finished his collegiate career ranking third in team history with 2,109 career saves...All-WCHA Academic Team...**2010-11:** Appeared in 32 games in his sophomore season at St. Cloud State...Posted a 12-14-4 record with one shutout as the starting netminder...Registered a 2.75 GAA and a .910 SV%...Earned the Frank Brimsek Award (Team MVP) and the Dave Torrey Award (Outstanding Goalie)...All-WCHA Academic Team...**2009-10:** Appeared in 26 games for the Huskies...Posted a record of 12-9-3...Made 37 saves in WCHA Semi-final shutout of Wisconsin...Led Team USA to the gold medal game at the 2010 IIHF World Junior Championship in Saskatoon, Sask...Posted an undefeated record of 4-0 with a 2.50 GAA and a .908 SV% in five games...Recorded the third-best SV% among tournament goaltenders...**2008-09:** Appeared in 48 games for the Fargo Force of the newly-created USHL...Earned a record of 26-15-4 with three shutouts...Named to the USHL's Western Division All-Star Team...Played for Team USA at the 2008 World Junior A Challenge, leading the team to the gold medal...Named the top goaltender in the tournament, posting a 4-0 record, 1.75 GAA and a .933 SV%...**2007-08:** Played out his junior year at Roseau High School in Minnesota...Compiled a 27-2-0 record, including 12 shutouts, a 1.10 GAA and a .936 SV%...Was quarterback on the football team and shortstop on the baseball club.



LUCAS LESSIO

LW

Height: 6'1" **Weight:** 206 **Shoots:** Left
Born: Jan. 23, 1993, Maple, Ontario
Drafted: Phoenix's 3rd choice (2nd round, 56th overall) in the 2011 Entry Draft

SEASON	TEAM	LEAGUE	GP	REGULAR SEASON				PIM	PLAYOFFS				
				G	A	PTS	PIM		GP	G	A	PTS	PIM
2009-10	St. Michael's	CCHL	41	30	42	72	87		5	0	3	3	10
2010-11	Oshawa	OHL	66	27	27	54	66		10	5	4	9	6
2011-12	Oshawa	OHL	66	34	28	62	71		6	3	2	5	6
2012-13	Oshawa	OHL	35	19	15	34	38		9	1	2	3	20
	Portland	AHL	5	1	1	2	4		3	0	2	2	0

CAREER NOTES: 2012-13: Made his professional debut with Portland (AHL) on Apr. 14 vs. Hershey...Skated in five games with the Pirates, totaling 1-1-2 and four PIM...Scored his first professional goal and assist (1-1-2) on Apr. 16 at Bridgeport...Made his AHL postseason debut, registering 0-2-2 in three games vs. Syracuse...Began the year with Oshawa (OHL) as an alternate captain...Recorded 19-15-34 and 38 PIM in 35 games...Had a five-game assist streak (1-5-6) from Feb. 18-27...Notched a seven-game point streak (3-5-8) from Feb. 18-Mar. 3...Tallied eight multi-point games...Registered a hat trick (3-0-3) on Mar. 17 vs. Sudbury...**2011-12:** Played in 66 games with Oshawa...Notched 34-28-62 and 71 PIM...Set OHL career highs in goals, assists and points...Tied for the team lead in goals and ranked second in points...Contributed 3-2-5 and six PIM in six postseason contests...Finished second among all Generals in postseason goals and tied for second in points...**2010-11:** Named to the OHL First All-Rookie Team...Made his OHL debut with Oshawa...Played in 66 games with the Generals, registering 27-27-54 and 66 PIM...Finished fifth on the team in scoring...Added 5-4-9 and six PIM in 10 postseason games...**2009-10:** Appeared in 41 games with St. Michael's (CCHL), recording 30-42-72 and 87 PIM...Added 0-3-3 and 10 PIM in five postseason games...Skated in six games with Canada Ontario U17 (WHC-17), totaling 2-3-5 and four PIM.

IN THE SYSTEM



MARK LOUIS

RW

Height: 6'4" **Weight:** 225 **Shoots:** Right
Born: Apr. 18, 1987, Ponoka, Alberta
Acquired: Signed as a free agent, Apr. 30, 2012
Drafted: Not Drafted

SEASON	TEAM	LEAGUE	REGULAR SEASON					PLAYOFFS				
			GP	G	A	PTS	PIM	GP	G	A	PTS	PIM
2003-04	Brandon	WHL	39	0	1	1	18	-	-	-	-	-
2004-05	Brandon	WHL	66	2	10	12	94	12	0	2	2	12
2005-06	Brandon	WHL	58	1	7	8	61	6	0	0	0	4
2006-07	Brandon	WHL	72	2	6	8	113	11	0	0	0	8
2007-08	Brandon	WHL	6	0	2	2	15	-	-	-	-	-
	Red Deer	WHL	62	5	14	19	78	-	-	-	-	-
2008-09	St. Francis Xavier	CIS	3	0	0	0	8	-	-	-	-	-
2009-10	St. Francis Xavier	CIS	11	0	2	2	36	8	0	0	0	14
2010-11	St. Francis Xavier	CIS	27	1	1	2	48	12	0	1	1	10
2011-12	St. Francis Xavier	CIS	25	1	4	5	47	3	0	0	0	18
	Portland	AHL	23	0	4	4	72	-	-	-	-	-
2012-13	Portland	AHL	61	0	3	3	111	2	0	0	0	0

CAREER NOTES: 2012-13: Played in 61 games with Portland (AHL) and had three assists and 111 PIM...Ranked third on the team in PIM...Made his AHL postseason debut, skating in two games...**2011-12:** Appeared in 23 games with Portland ...Made his professional debut at Connecticut on Feb. 24...Collected four assists and 72 PIM...Played 25 games for St. Francis Xavier (Canadian Interuniversity Sport), recording 1-4-5 and 47 PIM...**2008-11:** Appeared in 91 total career games with the X-Men, recording 2-9-11 and 195 PIM...**2003-08:** Appeared in 303 career games in the Western Hockey League (WHL), registering 10-40-50 and 379 PIM with the Brandon Wheat Kings (2003-04 through 2007-08) and Red Deer Rebels (2007-08).



JORDAN MARTINOOK

C

Height: 6'1" **Weight:** 203 **Shoots:** Left
Born: July 25, 1992, Leduc, Alberta
Drafted: Phoenix's 2nd choice (2nd round, 58th overall) in the 2012 Entry Draft

SEASON	TEAM	LEAGUE	REGULAR SEASON					PLAYOFFS				
			GP	G	A	PTS	PIM	GP	G	A	PTS	PIM
2008-09	Drayton Valley	AJHL	2	0	0	0	0	-	-	-	-	-
2009-10	Drayton Valley	AJHL	59	21	19	40	48	-	-	-	-	-
2010-11	Vancouver	WHL	72	11	17	28	67	4	1	0	1	8
2011-12	Vancouver	WHL	72	40	24	64	80	6	3	6	9	2
2012-13	Portland	AHL	53	9	10	19	30	3	0	1	1	0

CAREER NOTES: 2012-13: Made his professional debut with Portland (AHL)...Skated in 53 games with the Pirates, registering 9-10-19 and 30 PIM...Notched his first professional point (assist) on Nov. 25 at Manchester...Scored his first professional goal on Dec. 8 at Wilkes-Barre Scranton...Made his professional postseason debut, recording 0-1-1 in three postseason games with Portland...**2011-12:** Appeared in 72 games with Vancouver (WHL)...Collected 40-24-64 and 80 PIM...Ranked second on the team in goals and third in points...Set career highs in goals, assists and points...Recorded a hat trick (3-0-3) on Oct. 28 at Prince George...Registered a hat trick (3-0-3) on Dec. 9 vs. Portland...Notched a hat trick (3-1-4) on Mar. 16 vs. Kelowna...Collected 15 multi-point games...**2010-11:** Made his WHL debut with Vancouver...Played in a career-high 72 games, totaling 11-17-28 and 67 PIM...Made his WHL postseason debut...Notched 1-0-1 and eight PIM in four postseason contests...**2009-10:** Skated in 59 games with Drayton Valley (AJHL), recording 21-19-40 and 48 PIM...Led the team in goals and ranked third in assists and points...**2008-09:** Appeared in two games with Drayton Valley.



IN THE SYSTEM



BRANDON MCMILLAN

LW

Height: 5'11" **Weight:** 190 lbs. **Shoots:** Left
Born: March 22, 1990, Richmond, British Columbia
Acquired: From the Anaheim Ducks in exchange for Matthew Lombardi, April 3, 2013
Drafted: Anaheim Ducks' 7th choice in the 3rd round (85th overall) in the 2008 Entry Draft

SEASON	TEAM	LEAGUE	REGULAR SEASON					PLAYOFFS				
			GP	G	A	PTS	PIM	GP	G	A	PTS	PIM
2006-07	Kelowna	WHL	55	2	10	12	27	-	-	-	-	-
2007-08	Kelowna	WHL	71	15	26	41	56	7	0	0	0	6
2008-09	Kelowna	WHL	70	14	35	49	75	22	0	5	5	20
2009-10	Kelowna	WHL	55	25	42	67	63	12	5	10	15	14
2010-11	Syracuse	AHL	16	4	2	6	10	-	-	-	-	-
	Anaheim	NHL	60	11	10	21	18	6	1	1	2	0
2011-12	Anaheim	NHL	25	0	4	4	20	-	-	-	-	-
	Syracuse	AHL	55	12	18	30	36	4	1	1	2	4
2012-13	Norfolk	AHL	41	8	5	13	42	-	-	-	-	-
	Anaheim	NHL	6	0	1	1	2	-	-	-	-	-
	Portland	AHL	2	0	0	0	2	3	0	0	0	6

CAREER NOTES: 2012-13: Started the season with Norfolk (AHL), recording 8-5-13 and 42 PIM in 41 games...Recalled by Anaheim on Mar. 4...Totaled 0-1-1 with two PIM in six games with the Ducks...Traded to Phoenix on Apr. 3...Made his Portland (AHL) debut on Apr. 5 at Manchester...Appeared in three postseason games with the Pirates...**2011-12:** Registered 0-4-4 and 20 PIM in 25 games with Anaheim...Spent the majority of the season with Syracuse (AHL), recording 12-18-30 and 36 PIM in 55 games...Ranked seventh on the Crunch in scoring and tied for sixth in goals...**2010-11:** Appeared in all six of Anaheim's Stanley Cup Playoff games...Established a Ducks rookie record with two shorthanded goals during the season and finished tied for third in the NHL for shorthanded goals by a rookie... Scored first NHL goal/point on Nov. 27 with Anaheim at Phoenix... Made NHL debut on Nov. 21 vs. Edmonton... Scored first professional goal in professional debut Oct. 8 with Syracuse at Lake Erie...Registered 4-2-6 and 10 PIM in 17 games with the Crunch...**2009-10:** Led Kelowna (WHL) in points, assists and plus-minus (+5) in the 2010 WHL playoffs... Played six games for Team Canada at the 2010 IIHF World Junior Championships, recording 4-4-8... Among team leaders with Kelowna, ranked first in points-per-game (1.22), tied for first in plus-minus (+11), tied for second in goals and third in scoring and assists...Recorded 25-42-67 and 63 PIM in 55 regular season games with the Rockets...**2008-09:** Helped Kelowna win 2009 WHL Championship and advance to the Memorial Cup Tournament...Skated in 22 postseason games, registering 0-5-5 and 20 PIM...Appeared in 70 regular season games with the Rockets...Recorded 14-35-49 and 75 PIM...**2007-08:** Helped Team Canada win a gold medal at the 2008 U-18 IIHF World Championships...Registered 1-2-3 and six PIM in seven games with Team Canada...Notched 15-26-41 and 56 PIM in 71 games with Kelowna...**2006-07:** Made his WHL debut with Kelowna...Skated in 55 games with the Rockets, recording 2-10-12 and 27 PIM.



JAMES MELINDY

D

Height: 6'3" **Weight:** 195 **Shoots:** Right
Born: Dec. 11, 1993, St. John's, Newfoundland
Drafted: Phoenix's 3rd choice (3rd round, 88th overall) in the 2012 Entry Draft

SEASON	TEAM	LEAGUE	REGULAR SEASON					PLAYOFFS				
			GP	G	A	PTS	PIM	GP	G	A	PTS	PIM
2010-11	Moncton	QMJHL	40	4	1	5	17	5	0	0	0	0
2011-12	Moncton	QMJHL	61	9	18	27	74	4	2	1	3	12
2012-13	Moncton	QMJHL	67	4	20	24	90	5	0	0	0	4
	Portland	AHL	2	0	0	0	0	-	-	-	-	-

CAREER NOTES: 2012-13: Started the season with Moncton (QMJHL)...Skated in 67 games with the Wildcats, totaling 4-20-24 and 90 PIM...Ranked third among Moncton defensemen in assists...Made his professional/AHL debut with Portland on Apr. 20 vs. Connecticut...**2011-12:** Appeared in 61 games with Moncton...Recorded 9-18-27 and 74 PIM...Led all Wildcats defensemen in assists...Scored his first career postseason goal on Mar. 23 at Halifax...**2010-11:** Played in 40 games with Moncton, registering 4-1-5 and 17 PIM...Scored his first goal on Oct. 29 vs. Acadie-Bathurst...Made his QMJHL postseason debut.

IN THE SYSTEM



ANDY MIELE

C

Height: 5'9" **Weight:** 175 lbs. **Shoots:** Left
Born: Apr. 15, 1988, Grosse Pointe Woods, Michigan
Acquired: Signed as a free agent on Apr. 2, 2011
Drafted: Not Drafted

SEASON	TEAM	LEAGUE	REGULAR SEASON					PLAYOFFS				
			GP	G	A	PTS	PIM	GP	G	A	PTS	PIM
2005-06	Cedar Rapids	USHL	52	10	17	27	41	8	0	4	4	4
2006-07	Cedar Rapids	USHL	13	7	8	15	15	-	-	-	-	-
	Chicago	USHL	45	13	29	42	70	4	2	4	6	14
2007-08	Chicago	USHL	29	30	11	41	78	-	-	-	-	-
	Miami (OH)	CCHA	18	6	8	14	4	-	-	-	-	-
2008-09	Miami (OH)	CCHA	41	15	15	30	34	-	-	-	-	-
2009-10	Miami (OH)	CCHA	43	15	29	44	61	-	-	-	-	-
2010-11	Miami (OH)	CCHA	39	24	47	71	35	-	-	-	-	-
2011-12	Portland	AHL	69	16	38	54	43	-	-	-	-	-
	Phoenix	NHL	7	0	0	0	6	-	-	-	-	-
2012-13	Portland	AHL	70	19	34	53	72	3	1	2	3	15
	Phoenix	NHL	1	0	0	0	0	-	-	-	-	-

CAREER NOTES: 2012-13: Appeared in one game with Phoenix on Feb. 2 vs. Dallas...Played in 70 games with Portland (AHL), recording 19-34-53 as an Alternate Captain...Led the Pirates in points and assists...Ranked third on the team in goals...Registered a five-game point streak (4-5-9) from Mar. 29-Apr. 9...Added 1-2-3 and 15 PIM in three postseason games...**2011-12:** Played in seven games with the Coyotes...Made his NHL debut on Oct. 23 at Anaheim...Appeared in his first professional season with Portland, skating in 69 games...Led the Pirates in scoring (16-38-54)...Recorded his first professional goal and assist in his professional debut at Bridgeport, Oct. 8...Tallied 2-3-5, including three power play points vs. Manchester, Oct. 19...Recorded a six-game point streak (2-6-8) from Nov. 9-19 along with a five-game assist streak (1-6-7) from Nov. 11-19...Named an Eastern Conference All-Star...**2010-11:** Appeared in all 39 games with Miami (OH) as an Assistant Captain, recording 24-47-71 and 35 PIM...Led the nation in points...2011 Hobey Baker Award Winner...AHCA First-Team All-America...INCH First-Team All-America and Player of the Year...College Hockey News First-Team All-America...USCHO Player of the Year...USA Hockey College Player of the Year...CCHA Player of the Year...Recorded a 17-game point streak (Jan. 8-Mar. 19) during which he posted a total of 38 points...Registered a point in all but six games...Had a team-leading 22 multi-point games...Voted First-Team All-CCHA...Named to CCHA All-Tournament Team and named MVP...Ranks second on Miami's single-season assist list (47)...Tied for second on Miami's single-season points list (71)...Ranks sixth on Miami's all-time points list (159)...**2009-10:** Played in 43 games with Miami (OH), recording 15-29-44 and 61 PIM...Ranked second on the team with 44 points...Tallied a team-high 29 assists...**2008-09:** One of only six Miami players to appear in all 41 games...Totaled 15-15-30 and 34 PIM...Tallied at least one point in 21 games...**2007-08:** Appeared in 18 games in his first season with Miami (OH), recording 6-8-14 and four PIM...2005-07: Split time in the United States Hockey League (USHL) between Cedar Rapids and Chicago...Appeared in 139 games and registered 60-65-125...Collected 17 power play goals and 25 power play assists...Holds the record for most goals in a career for Chicago (USHL).



CONNOR MURPHY

D

Height: 6'4" **Weight:** 205 **Shoots:** Right
Born: Mar. 26, 1993, Dublin, Ohio
Drafted: Phoenix's 1st choice (1st round, 20th overall) in the 2011 Entry Draft

SEASON	TEAM	LEAGUE	REGULAR SEASON					PLAYOFFS				
			GP	G	A	PTS	PIM	GP	G	A	PTS	PIM
2009-10	USNTDP Juniors	USHL	2	0	0	0	2	-	-	-	-	-
	U.S. National U-17	USDP	8	1	0	1	4	-	-	-	-	-
2010-11	USNTDP Juniors	USHL	9	3	1	4	6	-	-	-	-	-
	U.S. National U-17	USDP	2	0	0	0	4	-	-	-	-	-
	U.S. National U-18	USDP	22	6	4	10	6	-	-	-	-	-
2011-12	Sarnia	OHL	35	8	18	26	26	6	1	2	3	6
2012-13	Sarnia	OHL	33	6	12	18	32	-	-	-	-	-

CAREER NOTES: 2012-13: Appeared in 33 games as an Alternate Captain with Sarnia (OHL), recording 6-12-18 and 32 PIM...Played in seven games with the gold medal winning US squad at the World Junior Championships, recording 0-1-1 and two PIM at the WJC-20...**2011-12:** Signed an entry-level contract with Phoenix in August...Registered 8-18-26 and 26 PIM in 35 games with Sarnia...Set OHL career highs in games played, goals, assists, and points...Made his OHL postseason debut, totaling 1-2-3 and six PIM in six postseason contests...Ranked second among all Sting defensemen in points...Led all team defensemen in postseason scoring...Notched his first OHL goal at Erie on Jan. 6...**2010-11:** Played in nine games for the U.S. NTDP (USHL) team, totaling 3-1-4...Won a gold medal with the U.S. team at the 2011 U18 World Junior Championship...Led all U.S. defensemen with three goals and a plus-seven rating in six games...Was named Player of the Game after scoring the gold-medal winning overtime goal, his second of the game, helping Team USA defeat Team Sweden 4-3...**2009-10:** Appeared in two games with the USNTDP Juniors (USHL), notching two PIM...Registered 1-0-1 and four PIM in eight games with the U.S. National U17 team (USDP).



IN THE SYSTEM



CHRIS RAWLINGS

G

Height: 6'5" **Weight:** 210 lbs. **Catches:** Left
Born: Sept. 19, 1988, North Delta, British Columbia
Acquired: Signed as a free agent, July 19, 2013
Drafted: Not Drafted

SEASON	TEAM	LEAGUE	REGULAR SEASON							PLAYOFFS						
			GP	MIN	GA	SO	SV%	GAA	W-L-OTL	GP	MIN	GA	SO	SV%	GAA	W-L-OTL
2005-06	Salmon Arm	BCHL	22	1145	47	3	.918	2.46	13-5-0	2	-	-	-	-	-	--
2006-07	Powell	BCHL	43	2484	174	3	.870	4.20	24-14-2	-	-	-	-	-	-	-
2007-08	Powell	BCHL	47	2758	153	0	.890	3.33	20-25-1	-	-	-	-	-	-	-
2008-09	Cowichan	BCHL	48	2778	131	2	.915	2.83	30-15-1	-	-	-	-	-	-	-
2009-10	Northeastern	HEA	31	1822	86	3	.913	2.83	15-14-2	-	-	-	-	-	-	-
2010-11	Northeastern	HEA	35	2034	91	5	.920	2.68	12-13-8	-	-	-	-	-	-	-
2011-12	Northeastern	HEA	31	1771	80	1	.916	2.71	12-14-5	-	-	-	-	-	-	-
2012-13	Portland	AHL	1	40	1	0	.950	1.50	0-0-0	-	-	-	-	-	-	-
	Northeastern	HEA	26	1398	75	2	.903	3.22	8-14-1	-	-	-	-	-	-	-
	Idaho	ECHL	2	99	1	1	.975	0.60	1-0-0	-	-	-	-	-	-	-

CAREER NOTES: 2012-13: Registered an 8-14-1 record with a .903 SV% and 3.22 GAA in 26 games with Northeastern (Hockey East)... Stopped 32 shots for the win vs. Merrimack on Oct. 10 in his 40th career start...Started in his 100th-career game as a Husky in a 3-0 loss at Boston College on Oct. 20...Established a new school record with his 10th-career shutout against Alabama-Huntsville on Nov. 10... Signed with Idaho (ECHL) on Apr. 1...Played in two games with the Steelheads, notching a 1-0-0 record with a 0.60 GAA and .975 SV% and one shutout in his first professional start...Signed an amateur tryout contract with Portland (AHL) on April 20th...Appeared in one game with the Pirates...**2011-12:** Appeared in 31 games with Northeastern, registering a 12-14-5 record with a .916 SV%, 2.71 GAA and one shutout...Named the Hockey East Defensive Player of the Week on Oct. 17...won a career-high sixth-consecutive start with 38 saves against UMass Lowell (Dec. 10)...Received his second-consecutive conference award and third of the season when he was named Hockey East Defensive Player of the Week on Dec. 12...Won his second-career Hockey East Goaltender of the Month Award in December on Jan. 3 after posting a 4-0-1 record with a 1.97 GAA and a .933 SV% in the month...**2010-11:** Started 35 games with Northeastern, posting a 12-13-8 with a .920 SV% and 2.68 GAA...His five shutouts tied him for fourth place in the nation and tied a school record for shutouts in a season...**2009-10:** Registered a 15-14-2 record with a .913 SV% and 2.83 GAA in 31 games with Northeastern...Became the first rookie to win 15 games since Gary Thornton during the 1964-65 season...His .913 SV% ranked third in Hockey East...Selected to the Hockey East Pro Ambitions All-Rookie team...Runner-up for the Hockey East Pro Ambitions Rookie of the Year Award...**2008-09:** Played in a career-high 48 games with Cowichan (BCHL)...Posted a 30-15-1 record with a 2.83 GAA and .915 SV%...Led the league and set a career-high in wins...Earned BCHL (Coastal) Most Valuable Player and BCHL Best SV% honors...**2007-08:** Posted a 20-25-1 record with an .890 SV% and 3.33 GAA in 47 games with Powell (BCHL)...**2006-07:** Notched a 24-14-2 record with an .870 SV% and 4.20 GAA in 43 games with the River Kings...**2005-06:** Made his BCHL debut with Salmon Arm...Played in 22 games with the Silverbacks...Finished the season with a 13-5-0 record along with a .918 SV% and 2.46 GAA...Named Rookie of the Year.



TOBIAS RIEDER

RW

Height: 5'11" **Weight:** 185 **Shoots:** Left
Born: Jan. 10, 1993, Landshut, Germany
Acquired: From Edmonton in exchange for Kale Kessy, Mar. 29, 2013
Drafted: Edmonton's 7th choice (4th round, 114th overall) in the 2011 Entry Draft

SEASON	TEAM	LEAGUE	GP	REGULAR SEASON				PIM	PLAYOFFS				
				G	A	PTS			GP	G	A	PTS	PIM
2008-09	EV Landshut U18	DNL	36	28	24	52		18	9	6	8	14	10
2009-10	EV Landshut U18	DNL	5	6	3	9		25	4	5	1	6	2
	EV Landshut	Germany2	45	10	13	23		28	6	0	0	0	0
2010-11	Kitchener	OHL	65	23	26	49		35	7	0	2	2	4
2011-12	Kitchener	OHL	60	42	43	85		25	16	13	14	27	4
2012-13	Kitchener	OHL	52	27	29	56		12	9	2	10	12	4

CAREER NOTES: 2012-13: Appeared in 52 games with Kitchener (OHL) as an Assistant Captain, recording 27-29-56 and 12 PIM...Led the team in points and ranked second in goals and assists...Registered 2-10-12 and four PIM in nine postseason games with the Rangers...Ranked first on the team in postseason assists and tied for first in points...Notched a five-game goal streak (8-2-10) from Feb. 1-10...Registered a 12-game point streak (14-5-19) from Jan. 13 - Feb. 10...Collected 16 multi-point games...Recorded a hat trick (3-1-4) on Feb. 3 vs. Erie...**2011-12:** Skated in 60 games with Kitchener, totaling 42-43-85 and 25 PIM...Led the Rangers in points and goals...Ranked third on the team in assists...Named OHL Playoff Player of the Week for Apr. 16 -22 after collecting 4-3-7 in three games...Recorded 27 multi-point games...**2010-11:** Made his OHL debut with Kitchener...Appeared in 65 games, registering 23-26-49 and 35 PIM...Ranked sixth on the team in points and fifth in goals...Notched 0-2-2 and four PIM in seven postseason games...Scored his first OHL goal in his first OHL multi-point game (1-2-3) vs. Saginaw on Sept. 24...**2009-10:** Played in five games with EV Landshut U18, recording 6-3-9 and 25 PIM...Skated in four postseason games with the team, totaling 5-1-6 and two PIM...Notched 10-13-23 and 28 PIM in 45 games with EV Landshut (Germany 2)... Played for Germany at the 2010 U20 World Junior Championship (D1), scoring four goals and adding two assists for six points in five games... Also played for Germany at the 2010 U18 World Junior Championship (D1), scoring six goals and adding one assist for seven points in five games...**2008-09:** Registered 28-24-52 and 18 PIM in 36 games with EV Landshut U18...Added 6-8-14 and 10 PIM in nine postseason games...Played for Germany in five games at the 2009 World U17 Hockey Challenge...Also played for Germany at the 2009 U18 World Junior Championship, scoring one goal and adding three assists for four points in six games.

IN THE SYSTEM



HENRIK SAMUELSSON

RW

Height: 6'2" **Weight:** 211 **Shoots:** Right
Born: Feb. 7, 1994, Scottsdale, Arizona
Drafted: Phoenix's 1st choice (1st round, 27th overall) in the 2012 Entry Draft

SEASON	TEAM	LEAGUE	REGULAR SEASON					PLAYOFFS				
			GP	G	A	PTS	PIM	GP	G	A	PTS	PIM
2010-11	U.S. NTDP	USHL	27	4	7	11	78	-	-	-	-	-
2011-12	Modo	Sweden	15	0	2	2	12	-	-	-	-	-
	Edmonton	WHL	28	7	16	23	42	17	4	10	14	20
2012-13	Edmonton	WHL	69	33	47	80	97	22	11	8	19	43

CAREER NOTES: 2012-13: Appeared in a career-high 69 games with Edmonton (WHL), recording 33-47-80 and 97 PIM...Established career highs in goals, assists, and points...Finished third on the Oil Kings in points and goals...Recorded 11-8-19 and 43 PIM in 22 postseason games...Ranked second on the team in postseason goals...Notched an 11-game point streak (7-14-21) from Jan. 20-Feb. 8...Registered an eight-game point streak (3-7-10) from Nov. 9-30...Totaled 22 multi-point games...Registered a hat trick (3-1-4) on Dec. 31 vs. Brandon...Tallied 1-3-4 on Jan. 27 vs. Lethbridge...**2011-12:** Made his WHL debut with Edmonton...Skated in 28 games with the Oil Kings, collecting 7-16-23 and 42 PIM... Scored his first WHL goal on Jan. 14 vs. Kootenay...Helped Edmonton win the WHL Championship...Posted 4-10-14 and 20 PIM in 17 postseason games...Named to the CHL Memorial Cup All-Star Team...Played in 15 games with MODO (SHL), collecting 0-2-2 and 12 PIM...Recorded 4-5-9 and 22 PIM in 16 games with MODO J20 (SuperElit)...Skated in three games with MODO J18 (J18 Elit), recording 4-1-5 and eight PIM...**2010-11:** Registered 4-7-11 and 78 PIM in 27 games with the U.S. NTDP (USHL).



BRENDAN SHINNIMIN

C

Height: 5'10" **Weight:** 180 **Shoots:** Left
Born: Jan. 7, 1991, Winnipeg, Manitoba
Acquired: Signed as a free agent, Mar. 2, 2012
Drafted: Not Drafted

SEASON	TEAM	LEAGUE	REGULAR SEASON					PLAYOFFS				
			GP	G	A	PTS	PIM	GP	G	A	PTS	PIM
2007-08	Tri-City	WHL	4	0	0	0	0	-	-	-	-	-
	Selkirk	MJHL	51	7	19	26	38	-	-	-	-	-
2008-09	Tri-City	WHL	64	12	13	25	69	11	0	5	5	16
2009-10	Tri-City	WHL	70	27	55	82	82	22	8	17	25	29
2010-11	Tri-City	WHL	60	34	62	96	84	10	4	7	11	16
2011-12	Tri-City	WHL	69	58	76	134	82	15	7	16	23	28
2012-13	Portland	AHL	74	12	21	33	77	1	0	1	1	0

CAREER NOTES: 2012-13: Made his AHL debut and played in 74 games with Portland, recording 12-21-33 and 77 PIM...Led the Pirates in games played...Scored his first professional goal on Oct. 20 at Manchester...Recorded his first professional multi-point game (1-2-3) on Nov. 2 vs. St. John's...Made his professional postseason debut, collecting 0-1-1 in one game...**2011-12:** Appeared in 69 games with Tri-City (WHL), recording 58-76-134...Set career highs in goals (58), assists (76), points (134) and plus-minus (plus-45)...Finished second among all WHL players in goals (58) and third in assists (76)...Scored 21 power play goals and seven shorthanded goals...His 134 points marks the highest point total for a WHL player since Pavel Brendl (Calgary) recorded 134 points during the 1998-99 season...Recorded points in 60 of 69 games...Finished the regular season on a 23-game point streak...Totaled 39 multi-point games...CHL and WHL Player of the Month (Feb), leading all scorers by producing an unprecedented 20-23-43 in 14 games...Bob Clarke Trophy Winner (WHL's leading regular season scorer)...Canadian Hockey League (CHL) Player of the Year...Also won the CHL's Top Scorer of the Year award - He is the first player to win both awards in the same year since Alexander Radulov in 2006, and Sidney Crosby in 2005...Produced 7-16-23, including three game-winning goals in 14 postseason games...Named the American's Playoff Most Valuable Player...Finished his career as the Americans' all-time leading postseason scorer (19-45-64)...**2010-11:** Appeared in 60 games with Tri-City, registering 34-62-96...Produced 4-7-11 in 10 WHL playoff games...**2009-10:** Appeared in 70 games with Tri-City, recording 27-55-82...In 22 postseason games, registered 8-17-25...**2008-09:** Played in 64 games in his first season with Tri-City...Notched 12-13-25...Collected five assists in 11 postseason contests...**2007-08:** Appeared in 51 games from Selkirk (MJHL), recording 7-19-26 and 38 PIM...Played four games with Tri-City (WHL).



IN THE SYSTEM



JORDAN SZWARZ

RW

Height: 6'3" **Weight:** 200 lbs **Shoots:** Right
Born: May 14, 1991, Burlington, Ontario
Drafted: Phoenix's 4th choice (4th round, 97th overall) in the 2009 Entry Draft

SEASON	TEAM	LEAGUE	GP	REGULAR SEASON				PLAYOFFS				
				G	A	PTS	PIM	GP	G	A	PTS	PIM
2007-08	Saginaw	OHL	65	12	21	33	56	4	0	0	0	2
2008-09	Saginaw	OHL	67	17	34	51	76	8	1	5	6	10
2009-10	Saginaw	OHL	65	26	28	54	82	6	1	2	3	0
	San Antonio	AHL	1	0	0	0	0	-	-	-	-	-
2010-11	Saginaw	OHL	65	27	39	66	90	12	4	9	13	8
2011-12	Portland	AHL	58	7	13	20	28	-	-	-	-	-
2012-13	Portland	AHL	60	11	22	33	31	-	-	-	-	-

CAREER NOTES: 2012-13: Played in 60 games with Portland (AHL), recording an AHL career-high 11-22-33...Tied for third in the AHL with three shorthanded goals...
2011-12: Appeared in 58 games with Portland in his first full professional season...Made his Pirates debut vs. Manchester, Oct. 19...Recorded his first professional point (assist) vs. Providence, Nov. 12...Scored first professional goal vs. Adirondack, Nov. 15...Registered a three-game point streak (1-2-3) from Nov. 12-18...Collected a career-high three assists at Manchester, Feb. 7...**2010-11:** Finished the season as Saginaw's second-leading scorer (27-39-66)...Posted a team-best plus-33...Earned a season-long eight-game point streak (5-7-12) from Jan. 2-20...Collected three assists at Peterborough, Jan. 20...Recorded a hat trick vs. Belleville, Oct. 23...Began the season with a six-game point-streak (3-4-7) from Sept. 24-Oct. 7...Produced 4-9-13 in 12 postseason games...**2009-10:** Recorded 26-28-54 in 65 games with Saginaw...Five-game point streak (3-4-7) from Oct. 22-31...Made his professional debut with San Antonio (AHL) vs. Houston, Apr. 8...**2008-09:** Produced 17-34-51 in 67 games for Saginaw...Finished the season plus-17...Six-game point streak (2-7-9) from Nov. 28-Dec. 10...**2007-08:** Registered 12-21-33 in 65 games during his rookie season in Saginaw...Compiled a plus-11 rating for the season with 56 PIM.



VIKTOR TIKHONOV

C/W

Height: 6'2" **Weight:** 187 lbs. **Shoots:** Right
Born: May 12, 1988, Riga, Latvia
Drafted: Phoenix's 2nd choice (1st round, 28th overall) in the 2008 Entry Draft

SEASON	TEAM	LEAGUE	GP	REGULAR SEASON				PLAYOFFS				
				G	A	PTS	PIM	GP	G	A	PTS	PIM
2005-06	Dmitrov	Russia-2	36	6	8	14	10	-	-	-	-	-
2006-07	Cherepovets	Russia	4	0	0	0	0	-	-	-	-	-
2007-08	Cherepovets	Russia	43	7	5	12	43	8	0	1	1	4
2008-09	Phoenix	NHL	61	8	8	16	20	-	-	-	-	-
	San Antonio	AHL	4	2	1	3	0	-	-	-	-	-
2009-10	San Antonio	AHL	18	2	6	8	12	-	-	-	-	-
2010-11	Cherepovets	KHL (Russia)	25	14	1	15	12	-	-	-	-	-
	San Antonio	AHL	60	10	23	33	26	-	-	-	-	-
2011-12	St. Petersburg SKA	KHL (Russia)	42	17	13	30	18	10	4	2	6	4
2012-13	St. Petersburg SKA	KHL (Russia)	39	12	15	27	16	15	10	8	18	20

CAREER NOTES: 2012-13: Appeared in 39 games with St. Petersburg SKA (KHL), recording 12-15-27...Played in 15 postseason games, totaling 10-8-18 and 20 PIM...Led the team in postseason points and goals...**2011-12:** Registered 17-13-30 in 42 games with St. Petersburg SKA...Appeared in 10 postseason games...Recorded 4-2-6 and four PIM...**2010-11:** Recorded 10-23-33 in 60 games with San Antonio (AHL)...Had six multi-point games...Registered a career-high 1-2-3 at Texas, Mar. 4...Collected 2-7-9 in 15 games in March...**2009-10:** Began the season with San Antonio (AHL)...Recorded 2-6-8 in 18 games...Loaned to Severstal Cherepovets of the Kontinental Hockey League (KHL) on Nov. 28...Appeared in 25 games for Cherepovets, recording 14 goals and one assist...His plus-11 rating led the team while his 14 goals ranked tied for second on the team...Upon the completion of the KHL season, was recalled to the Coyotes on Mar. 13...**2008-09:** Appeared in 61 games for the Coyotes as a rookie, recording 8-8-16 and 20 PIM...Ranked tied for second among Coyotes rookies in goals and third in points...Scored the shootout-deciding goal in the season finale vs. Anaheim, Apr. 11...Collected two assists vs. Dallas, Mar. 30...Notched a goal and an assist in win at Los Angeles, Feb. 21...Scored a goal in win vs. Atlanta, Feb. 19...Registered a season-high three points on two goals and an assist for his first multi-goal and multi-point game vs. Calgary, Feb. 14...Appeared in four games for San Antonio (AHL) after being activated from Injured Reserve on Feb. 9...Recorded 2-1-3 in four games with Rampage...Recalled to PHX, Feb. 9...Missed 10 games due to injury from Jan. 10 to Feb. 3...Scored the GWG in 3rd period of a 3-2 win at Columbus, Nov. 26...Scored his first career NHL goal in win vs. San Jose, Nov. 9...Picked up his first NHL point (assist) in win vs. Pittsburgh, Oct. 30...Made his NHL debut vs. Columbus, Oct. 11...**2007-08:** Played in 43 games for Cherepovets (Russia), recording 7-5-12 and 43 PIM...Also appeared in eight playoff games, collecting one assist...Won a bronze medal with Team Russia at the 2008 IIHF World Junior Championship...Name Best Forward of the tournament and to the tournament's All-Star team after collecting 5-2-7 in seven games...**2006-07:** Played in four games for Cherepovets...**2005-06:** Appeared in 36 games for Dmitrov (Russia-2), collecting 6-8-14 and 10 PIM.

IN THE SYSTEM



MARK VISENTIN

G

Height: 6'2" **Weight:** 201 lbs. **Catches:** Left
Born: Aug. 7, 1992, Waterdown, Ontario
Drafted: Phoenix's 2nd choice (1st round, 27th overall) in the 2010 Entry Draft

SEASON	TEAM	LEAGUE	REGULAR SEASON							PLAYOFFS						
			GP	MIN	GA	SO	SV%	GAA	W-L-OTL	GP	MIN	GA	SO	SV%	GAA	W-L-OTL
2008-09	Niagara	OHL	23	1099	78	0	.871	4.26	5-11-3	-	-	-	-	-	-	-
2009-10	Niagara	OHL	55	3209	160	0	.911	2.99	24-26-5	5	305	18	0	.903	3.54	1-3-1
2010-11	Niagara	OHL	46	2714	114	4	.917	2.52	30-9-6	14	823	35	1	.929	2.55	9-4-1
2011-12	Niagara	OHL	42	2407	80	10	.926	1.99	30-9-2	20	1217	51	0	.915	2.51	13-7-0
2012-13	Portland	AHL	30	1669	83	2	.903	2.98	15-12-1	-	-	-	-	-	-	-
	Gwinnett	ECHL	1	60	2	0	.929	2.00	1-0-0	-	-	-	-	-	-	-

CAREER NOTES: 2012-13: Made his professional debut with Portland (AHL)...Appeared in 30 games with the Pirates, recording a 15-12-1 record with a 2.98 GAA and a .903 SV%...Finished second among Portland goaltenders in wins...Named AHL Player of the Week on Jan. 6...Posted a 2-0-0 record with a 1.00 GAA and a .978 SV% in his two starts that week...**2011-12:** Set OHL record for shutouts in a season (10)...Led the OHL in GAA (1.99)...Third-best SV% (.926)... Second Team OHL All-Star...Scored a shorthanded goal from behind his own net vs. Ottawa, Apr. 23...Named CHL Goaltender of the Week (Feb. 19)...Named OHL Goaltender of the Month (Jan.) after posting a 7-0-0-0 record with three shutouts, a 0.86 GAA and a .964 SV%...Named CHL Goaltender of the Week (Jan. 29)...Won the bronze medal with Canada at the 2012 IIHF World Junior Championship...**2010-11:** Named the OHL Goaltender of the Year...Appeared in 46 games for Niagara, posting a record of 30-9-2-4...Recorded four shutouts with a 2.52 GAA and a .917 SV%...Posted a 9-4-1-0 record with one shutout in 14 OHL playoff games...Registered a 2.55 GAA and a .929 SV%...Backstopped Canada's silver medal team at the 2011 IIHF World Junior Championship...Finished the tournament with a 3-1 record...Compiled a 2.01 GAA and a .923 SV% in the WJC...**2009-10:** Appeared in 55 games (career-high) for the Ice Dogs, posting a 24-26-0-5 record...Turned in a 2.99 GAA and a .911 SV%...Represented Team Orr at the 2010 Top Prospects Game...**2008-09:** Posted a 3.31 GAA and a .901 SV% in 23 games for Niagara during his OHL rookie season.



JUSTIN WELLER

D

Height: 6'3" **Weight:** 211 **Shoots:** Right
Born: July 26, 1991, Daysland, Alberta
Drafted: Phoenix's 5th choice (4th round, 105th overall) in the 2009 Entry Draft

SEASON	TEAM	LEAGUE	GP	REGULAR SEASON				PLAYOFFS				
				G	A	PTS	PIM	GP	G	A	PTS	PIM
2007-08	Red Deer	WHL	49	0	3	3	40	-	-	-	-	-
2008-09	Red Deer	WHL	32	0	4	4	30	-	-	-	-	-
2009-10	Red Deer	WHL	71	2	7	9	88	4	0	1	1	16
2010-11	Red Deer	WHL	68	4	13	17	104	9	2	1	3	10
2011-12	Red Deer	WHL	39	3	5	8	43	-	-	-	-	-
2012-13	Gwinnett	ECHL	65	2	9	11	43	10	1	1	2	8

CAREER NOTES: 2012-13: Made his professional debut with Gwinnett (ECHL)...Played in 65 games with the Gladiators, registering 2-9-11 and 43 PIM...Recorded 1-1-2 and eight PIM in 10 postseason games...Scored his first professional goal Nov. 7 at Orlando...Recorded his first professional postseason goal Apr. 10 at South Carolina...**2011-12:** Appeared in 39 games with Red Deer in his final WHL season...Registered 3-5-8 and 43 PIM...**2010-11:** Set career highs in goals (4), assists (13), points (17) and PIM (104)...Posted a plus-24 rating...Recorded 2-1-3 and 10 PIM in nine postseason games...**2009-10:** Appeared in 71 games for the Rebels, producing 2-7-9...Collected an assist in four WHL playoff games...**2008-09:** Saw limited action (32 games) in his second season with Red Deer...Recorded four assists and 30 PIM...**2007-08:** Played in 49 games with Red Deer in his first rookie WHL season...Collected three assists and 40 PIM.



IN THE SYSTEM



ETHAN WEREK

C

Height: 6'2"

Weight: 200 lbs.

Shoots: Left

Born: June 7, 1991, Markham, Ontario

Acquired: From the N.Y. Rangers in exchange for Oscar Lindberg, May 8, 2011

Drafted: N.Y. Rangers' 2nd choice in the 2nd round (47th overall) in the 2009 Entry Draft

SEASON	TEAM	LEAGUE	GP	REGULAR SEASON				GP	PLAYOFFS			
				G	A	PTS	PIM		G	A	PTS	PIM
2007-08	Stouffville	OPJHL	37	29	41	70	76	15	6	13	19	44
2008-09	Kingston	OHL	66	32	32	64	83	-	-	-	-	-
2009-10	Kingston	OHL	57	30	33	63	68	6	3	2	5	9
2010-11	Kingston	OHL	47	24	28	52	51	3	0	3	3	12
2011-12	Portland	AHL	67	10	9	19	53	-	-	-	-	-
2012-13	Portland	AHL	67	11	14	25	43	1	0	1	1	0

CAREER NOTES: 2012-13: Played in 67 games with Portland (AHL), registering 11-14-25 and 43 PIM...Established professional career highs in goals, assists and points...Recorded his first professional postseason point (assist) on Apr. 27 at Syracuse...**2011-12:** Appeared in 67 games with Portland in his first professional season...Recorded 10-9-19 and 53 PIM...Registered his first career professional point (assist) in his pro debut at Bridgeport, Oct. 8...Scored his first pro goal at Adirondack, Dec. 9...Netted a shorthanded game-winning goal at Manchester, Feb. 7...**2010-11:** Appeared in his third season with Kingston (OHL), tallying 24-28-52 and 51 PIM in 47 regular season games...Played in three OHL playoff games, collecting three assists and 12 PIM...**2009-10:** Appeared in 57 games with Kingston (OHL), recording 30-33-63 and 68 PIM...Established a new career high in assists (33)...Posted 18 multi-point performances, including four multi-goal efforts...Reached the 30-goal, 30-assist and 60-point marks for the second consecutive season...Named OHL Player of the Week for the period ending on Nov. 15...Played in six playoff games, recording 3-2-5 and nine PIM...**2008-09:** Appeared in his first season of major junior hockey with Kingston (OHL), registering 32-32-64 and 83 PIM...**2007-08:** Played in 37 regular season games with Stouffville (OPJHL), recording 29-41-70 and 76 PIM.

FUTURE COYOTES



Jonas Ahnelov

D

Height: 6'3" Weight: 205 Shoots: Left
 Born: Dec. 11, 1987, Huddinge, Sweden
 Drafted: Phoenix's 3rd choice (3rd round, 88th overall) in the 2006 Entry Draft

SEASON	TEAM	LEAGUE	REGULAR SEASON					PLAYOFFS				
			GP	G	A	PTS	PIM	GP	G	A	PTS	PIM
2003-04	Huddinge U-18	Sweden U18	6	0	3	3	8	-	-	-	-	-
	Huddinge Jr.	Sweden Jr.	9	0	1	1	6	-	-	-	-	-
2004-05	Huddinge U-18	Sweden U18	2	0	0	0	2	-	-	-	-	-
	Huddinge Jr.	Sweden Jr.	29	3	3	6	94	3	0	0	0	2
2005-06	Frolunda Jr.	Sweden Jr.	29	4	11	15	84	7	2	4	6	22
	Frolunda	Sweden	15	0	0	0	2	-	-	-	-	-
2006-07	Frolunda	Sweden	46	1	3	4	20	-	-	-	-	-
	Frolunda Jr.	Sweden Jr.	9	4	5	9	22	8	2	3	5	8
2007-08	Frolunda	Sweden	51	3	4	7	30	6	0	0	0	0
2008-09	San Antonio	AHL	43	1	6	7	35	-	-	-	-	-
2009-10	San Antonio	AHL	11	0	1	1	2	-	-	-	-	-
2010-11	San Antonio	AHL	42	2	2	4	10	-	-	-	-	-
2011-12	Modo	Sweden	54	2	9	11	16	-	-	-	-	-
2012-13	Modo	Sweden	53	2	6	8	22	5	1	0	1	2



Brendan Burke

G

Height: 6'3" Weight: 180 Catches: Left
 Born: March 11, 1995, Scottsdale, Arizona
 Drafted: Phoenix's 5th choice (6th round, 163rd overall) in the 2013 Entry Draft

SEASON	TEAM	LEAGUE	REGULAR SEASON							PLAYOFFS						
			GP	MIN	GA	SO	SV%	GAA	W-L-OTL	GP	MIN	GA	SO	SV%	GAA	W-L-OTL
2011-12	Portland	WHL	18	754	45	0	.875	3.58	7-2-2	1	12	1	0	.500	4.85	0-0-0
2012-13	Portland	WHL	33	1876	83	4	.908	2.65	24-5-1	1	10	2	0	.600	12.52	0-0-0



Connor Clifton

D

Height: 5'11" Weight: 175 Shoots: Right
 Born: April 28, 1995, Matawan, New Jersey
 Drafted: Phoenix's 4th choice (5th round, 133rd overall) in the 2013 Entry Draft

SEASON	TEAM	LEAGUE	REGULAR SEASON					PLAYOFFS				
			GP	G	A	PTS	PIM	GP	G	A	PTS	PIM
2011-12	New Jersey	EJHL	28	1	11	12	46	6	0	0	0	15
	USNTDP Juniors	USHL	8	1	0	1	16	-	-	-	-	-
	U.S. National U17	USDP	12	1	1	2	24	-	-	-	-	-
2012-13	USNTDP Juniors	USHL	25	3	6	9	90	-	-	-	-	-
	U.S. National U18	USDP	66	8	15	23	114	-	-	-	-	-



Laurent Dauphin

C

Height: 6'0" Weight: 165 Shoots: Left
 Born: March 27, 1995, Repentigny, Quebec City
 Drafted: Phoenix's 2nd choice (2nd round, 39th overall) in the 2013 Entry Draft

SEASON	TEAM	LEAGUE	REGULAR SEASON					PLAYOFFS				
			GP	G	A	PTS	PIM	GP	G	A	PTS	PIM
2010-11	College Esther-Blondin Phenix	QMAAA	41	16	25	41	28	3	0	1	1	0
2011-12	College Esther-Blondin Phenix	QMAAA	41	18	45	63	48	13	12	14	26	12
2012-13	Chicoutimi	QMJHL	62	25	32	57	50	6	2	2	4	8



FUTURE COYOTES



Hunter Fejes

LW

Height: 6'1" Weight: 190 Shoots: Left
Born: May 31, 1994, Oakdale, Minnesota
Drafted: Phoenix's 6th choice (6th round, 178th overall) in the 2012 Entry Draft

SEASON	TEAM	LEAGUE	GP	REGULAR SEASON				GP	PLAYOFFS			
				G	A	PTS	PIM		G	A	PTS	PIM
2010-11	Shattuck St. Mary's	MN-HS	49	14	14	28	12	-	-	-	-	-
2011-12	Shattuck St. Mary's	MN-HS	55	38	40	78	20	-	-	-	-	-
2012-13	Colorado College	NCAA	41	8	6	14	8	-	-	-	-	-



Justin Hache

D

Height: 6'2" Weight: 202 Shoots: Left
Born: Jan. 10, 1994, Petit-Rocher, New Brunswick
Drafted: Phoenix's 8th choice (7th round, 208th overall) in the 2012 Entry Draft

SEASON	TEAM	LEAGUE	GP	REGULAR SEASON				GP	PLAYOFFS			
				G	A	PTS	PIM		G	A	PTS	PIM
010-11	Shawinigan	QMJHL	37	3	12	15	17	10	0	2	2	4
2011-12	Shawinigan	QMJHL	60	2	16	18	46	11	1	0	1	2
2012-13	Cape Breton	QMJHL	68	7	26	33	61	-	-	-	-	-



Rhett Holland

D

Height: 6'2" Weight: 220 Shoots: Right
Born: Sept. 25, 1993, Calgary, Alberta
Drafted: Phoenix's 4th choice (4th round, 102nd overall) in the 2012 Entry Draft

SEASON	TEAM	LEAGUE	GP	REGULAR SEASON				GP	PLAYOFFS			
				G	A	PTS	PIM		G	A	PTS	PIM
2009-10	Okotoks	AJHL	57	3	8	11	91	7	0	1	1	6
2010-11	Okotoks	AJHL	31	2	9	11	117	-	-	-	-	-
2011-12	Okotoks	AJHL	47	3	7	10	223	8	0	1	1	18
2012-13	Michigan State	NCAA	3	0	0	0	15	-	-	-	-	-



Marek Langhamer

G

Height: 6'1" Weight: 181 Catches: Left
Born: July 22, 1994, Pisek, Czech Republic
Drafted: Phoenix's 7th choice (7th round, 184th overall) in the 2012 Entry Draft

SEASON	TEAM	LEAGUE	REGULAR SEASON							PLAYOFFS						
			GP	MIN	GA	SO	SV%	GAA	W-L-OTL	GP	MIN	GA	SO	SV%	GAA	W-L-OTL
2012-13	Medicine Hat	WHL	30	1450	83	2	.899	3.44	15-12-1	1	38	5	0	.833	7.83	0-0-0

FUTURE COYOTES



Pavel LaPlante

C

Height: 6'0" Weight: 182 Shoots: Left
Born: April 23, 1995, Chateauguay, Quebec
Drafted: Phoenix's 3rd choice (3rd round, 62nd overall) in the 2013 Entry Draft

				REGULAR SEASON				PLAYOFFS				
SEASON	TEAM	LEAGUE	GP	G	A	PTS	PIM	GP	G	A	PTS	PIM
2010-11	Chateauguay	QMAAA	25	6	8	14	42	8	4	1	5	8
2011-12	Prince Edward Island	QMJHL	57	6	15	21	33	-	-	-	-	-
2012-13	Prince Edward Island	QMJHL	18	5	8	13	12	6	3	2	5	4



Zac Larraza

LW

Height: 6'2" Weight: 195 Shoots: Left
Born: Feb. 25, 1993, Scottsdale, Arizona
Drafted: Phoenix's 8th choice (7th round, 196th overall) in the 2011 Entry Draft

			REGULAR SEASON					PLAYOFFS				
SEASON	TEAM	LEAGUE	GP	G	A	PTS	PIM	GP	G	A	PTS	PIM
2009-10	USNTDP Juniors	USHL	30	6	5	11	26	-	-	-	-	-
	US U17 Team	USDP	50	8	9	17	58	-	-	-	-	-
	US U18 Team	USDP	1	0	1	1	0	-	-	-	-	-
2010-11	USNTDP Juniors	USHL	24	6	3	9	16	-	-	-	-	-
	US U18 Team	USDP	57	9	9	18	26	-	-	-	-	-
2011-12	Denver	WCHA	26	1	4	5	12	-	-	-	-	-
2012-13	Denver	WCHA	36	12	9	21	48	-	-	-	-	-



Jedd Soleway

C

Height: 6'2" Weight: 207 Shoots: Right
Born: May 12, 1994, Vernon, British Columbia
Drafted: Phoenix's 6th choice (7th round, 193rd overall) in the 2013 Entry Draft

				REGULAR SEASON				PLAYOFFS				
SEASON	TEAM	LEAGUE	GP	G	A	PTS	PIM	GP	G	A	PTS	PIM
2010-11	Okanagan	BCMML	40	16	17	33	97	-	-	-	-	-
2011-12	Vernon	BCHL	58	13	12	25	50	-	-	-	-	-
2012-13	Vernon	BCHL	26	5	12	17	29	-	-	-	-	-
	Penticton	BCHL	22	14	15	29	33	15	5	6	11	6



Niklas Tikkinen

D

Height: 5'11" Weight: 172 Shoots: Left
 Born: June 1, 1994, Espoo, Finland
 Drafted: Phoenix's 5th choice (5th round, 148th overall) in the 2012 Entry Draft

SEASON	TEAM	LEAGUE	REGULAR SEASON					PLAYOFFS				
			GP	G	A	PTS	PIM	GP	G	A	PTS	PIM
2010-11	Espoo U18	SM-sarjaQ	8	4	8	12	2	-	-	-	-	-
	Espoo U18	SM-sarja	26	4	15	19	6	13	3	4	7	6
	Espoo U20	SM-liiga	1	0	0	0	0	-	-	-	-	-
2011-12	Espoo U18	SM-sarjaQ	7	3	9	12	32	-	-	-	-	-
	Finland	WJC-18	7	0	2	2	4	-	-	-	-	-
	Espoo U18	SM-sarja	0	0	0	0	0	9	2	8	10	12
	Espoo U20	SM-liiga	39	8	15	23	14	4	0	1	1	4
2012-13	Espoo U20	SM-liiga	14	3	15	18	6	12	5	4	9	16
	Espoo	SM-liiga	25	1	7	8	12	-	-	-	-	-
	HCK	Finland2	5	1	2	3	0	-	-	-	-	-
	LeKi	Finland2	2	0	3	3	0	-	-	-	-	-

2013-14 ROSTER

GOALTENDERS

NO	NAME	P	HT	WT	C	BIRTHPLACE	BIRTHDATE	2012-13 CLUB	GP	MIN	W-L-T	SO	GAA	SV%
1	GREISS, Thomas	G	6-1	220	L	Fussen, Germany	Jan. 29, 1986	Hanover (DEL)	9	535	3-6-0	0	3.47	.905
								San Jose (NHL)	6	308	1-4-0	1	2.53	.915
								Worcester (AHL)	1	60	0-1-0	0	5.04	.815
30	LEE, Mike	G	6-1	195	L	Roseau, MN	Oct. 5, 1990	Gwinnett (ECHL)	28	1580	14-12-1	2	2.35	.911
								Portland (AHL)	16	837	9-6-0	0	2.72	.915
31	RAWLINGS, Chris	G	6-5	210	L	North Delta, BC	Sept. 19, 1988	Northeastern (HEA)	26	1398	8-14-1	2	3.22	.903
								Portland (AHL)	1	40	0-0-0	0	1.50	.950
35	DOMINGUE, Louis	G	6-3	210	R	Mont St-Hilaire, QC	Mar. 6, 1992	Gwinnett (ECHL)	34	2051	23-9-2	3	2.69	.904
								Portland (AHL)	2	100	1-0-0	0	2.40	.931
40	VISENTIN, Mark	G	6-2	205	L	Waterdown, ON	Aug. 7, 1992	Portland (AHL)	30	1669	15-12-1	2	2.98	.903
41	SMITH, Mike	G	6-4	215	L	Kingston, ON	Mar. 22, 1982	Phoenix (NHL)	34	1956	15-12-5	5	2.58	.910
60	BURKE, Brendan	G	6-3	180	L	Scottsdale, AZ	Mar. 11, 1995	Portland (WHL)	33	1876	24-5-1	4	2.65	.908
72	LANGHAMER, Marek	G	6-2	185	L	Moravska, Trebova, CR	July 22, 1994	Medicine Hat (WHL)	30	1450	15-12-1	2	3.44	.899

DEFENSEMEN

NO	NAME	POS	HT	WT	S	BIRTHPLACE	BIRTHDATE	2012-13 CLUB	GP	G	A	PTS	PIM
2	RUNDBLAD, David	D	6-2	195	R	Lycksele, SWE	July 26, 1991	Portland (AHL)	50	9	30	39	26
								Phoenix (NHL)	8	0	1	1	0
3	YANDLE, Keith	D	6-1	190	L	Boston, MA	Sept. 9, 1986	Phoenix (NHL)	48	10	20	30	54
4	MICHALEK, Zbynek	D	6-2	210	R	Jindrichuv Hradec, CR	Dec. 23, 1982	Phoenix (NHL)	34	0	2	2	14
5	MURPHY, Connor	D	6-3	210	R	Dublin, OH	Mar. 26, 1993	Sarnia (OHL)	33	6	12	18	32
6	SCHLEMKO, David	D	6-1	190	L	Edmonton, AB	May 7, 1987	Phoenix (NHL)	30	1	5	6	12
16	KLESLA, Rostislav	D	6-3	215	L	Novy Jicin, CR	Mar. 21, 1982	Phoenix (NHL)	38	2	6	8	22
20	SUMMERS, Chris	D	6-2	212	L	Ann Arbor, MI	Feb. 5, 1988	Portland (AHL)	60	2	10	12	53
								Phoenix (NHL)	6	0	0	0	9
23	EKMAN-LARSSON, Oliver	D	6-2	193	L	Karlskrona, SWE	July 17, 1991	Phoenix (NHL)	48	3	21	24	26
29	STONE, Michael	D	6-3	215	R	Winnipeg, MB	June 7, 1990	Phoenix (NHL)	40	5	4	9	16
33	GORMLEY, Brandon	D	6-2	200	L	Murray River, PE	Feb. 18, 1992	Portland (AHL)	68	5	24	29	44
42	HAGEL, Kyle	D	6-1	210	L	Hamilton, ON	Jan. 21, 1985	Hamilton (AHL)	67	2	4	6	172
46	BRODEUR, Mathieu	D	6-6	220	L	Laval, QC	June 21, 1990	Portland (AHL)	65	3	16	19	47
53	MORRIS, Derek	D	6-0	210	R	Edmonton, AB	Aug. 24, 1978	Phoenix (NHL)	39	0	11	11	36
57	BRISEBOIS, Mathieu	D	5-11	195	R	Mont St-Hilaire, QC	Apr. 17, 1992	Rouyn-Noranda (QMJHL)	64	19	54	73	103
61	WELLER, Justin	D	6-3	211	R	Daysland, AB	July 26, 1991	Gwinnett (ECHL)	65	2	9	11	43
67	LOUIS, Mark	D	6-4	225	R	Ponoka, AB	Apr. 18, 1987	Portland (AHL)	61	0	3	3	111
68	MELINDY, James	D	6-3	195	R	St. John's, NL	Dec. 11, 1993	Moncton (QMJHL)	67	4	20	24	90
								Portland (AHL)	2	0	0	0	0
73	HACHE, Justin	D	6-2	202	L	Petit-Rocher, NB	Jan. 10, 1994	Cape Breton (QMJHL)	68	7	26	33	61




2013-14 ROSTER (cont'd)

FORWARDS

NO	NAME	POS	HT	WT	S	BIRTHPLACE	BIRTHDATE	2012-13 CLUB	GP	G	A	PTS	PIM
8	BRULE, Gilbert	C/W	5-11	190	R	Edmonton, AB	Jan. 1, 1987	Zurich (Swiss-A)	14	0	6	6	4
11	HANZAL, Martin	C	6-6	230	L	Pisek, CR	Feb. 20, 1987	Phoenix (NHL)	39	11	12	23	24
12	BISSONNETTE, Paul	LW	6-2	216	L	Welland, ON	Mar. 11, 1985	Phoenix (NHL)	28	0	6	6	36
15	DOMI, Max	LW	5-10	200	L	Toronto, ON	Mar. 2, 1995	London (OHL)	64	39	48	87	71
17	VRBATA, Radim	RW	6-1	194	R	Mlada Boleslov, CR	June 13, 1981	Phoenix (NHL)	34	12	16	28	14
18	MOSS, Dave	RW	6-4	210	R	Livonia, MI	Dec. 28, 1981	Phoenix (NHL)	45	5	15	20	21
19	DOAN, Shane	RW	6-1	223	R	Halkirk, AB	Oct. 10, 1976	Phoenix (NHL)	48	13	14	27	37
21	MIELE, Andy	C	5-9	185	L	Grosse Pointe Woods, MI	Apr. 15, 1988	Portland (AHL)	70	19	34	53	72
								Phoenix (NHL)	1	0	0	0	0
24	CHIPCHURA, Kyle	C/W	6-2	208	L	Westlock, AB	Feb. 19, 1986	Phoenix (NHL)	46	5	9	14	50
28	KORPIKOSKI, Lauri	LW	6-1	205	L	Turku, FIN	July 28, 1986	Phoenix (NHL)	36	6	5	11	12
32	YIP, Brandon	RW	6-1	200	R	Vancouver, BC	Apr. 25, 1985	Nashville (NHL)	34	3	5	8	26
34	KENNEDY, Tim	LW	5-10	185	L	Buffalo, NY	Apr. 30, 1986	Worcester (AHL)	37	13	24	37	14
								San Jose (NHL)	13	2	0	2	2
36	KLINKHAMMER, Rob	LW	6-3	220	L	Lethbridge, AB	Aug. 12, 1986	Portland (AHL)	53	14	30	44	36
								Phoenix (NHL)	22	5	6	11	10
38	MCMILLAN, Brandon	LW	5-11	195	L	Richmond, BC	Mar. 22, 1990	Norfolk (AHL)	41	8	5	13	42
39	SHINNIMIN, Brendan	C	5-10	185	L	Winnipeg, MB	Jan. 7, 1991	Portland (AHL)	74	12	21	33	77
44	BROWN, Chris	RW	6-2	218	R	Flower Mound, TX	Feb. 3, 1991	Portland (AHL)	68	29	18	47	98
								Phoenix (NHL)	5	0	0	0	2
48	MARTINOOK, Jordan	C	6-1	210	L	Leduc, AB	July 25, 1992	Portland (AHL)	53	9	10	19	30
49	LATENDRESSE, Guillaume	LW	6-2	230	L	Ste-Catherine, QC	May 24, 1987	Ottawa (NHL)	27	6	4	10	8
50	VERMETTE, Antoine	C	6-1	198	L	St. Agapit, QC	July 20, 1982	Phoenix (NHL)	48	13	8	21	36
51	LESSIO, Lucas	LW	6-1	215	L	Maple, ON	Jan. 23, 1993	Oshawa (OHL)	35	19	15	34	38
								Portland (AHL)	5	1	1	2	4
52	HEXTALL, Brett	RW	5-10	185	R	Manhattan Beach, CA	Apr. 2, 1988	Portland (AHL)	66	9	6	15	79
54	WEREK, Ethan	LW	6-2	205	L	Markham, ON	June 7, 1991	Portland (AHL)	67	11	14	25	43
55	SAMUELSSON, Henrik	RW	6-2	211	R	Scottsdale, AZ	Feb. 7, 1994	Edmonton (WHL)	69	33	47	80	97
56	RIEDER, Tobias	RW	5-11	185	L	Landshut, Germany	Jan. 10, 1993	Kitchener (OHL)	52	27	29	56	12
58	SZWARZ, Jordan	C/RW	5-11	200	R	Burlington, ON	May 14, 1991	Portland (AHL)	60	11	22	33	31
59	DZIURZYNSKI, Darian	LW	6-1	208	L	Lloydminster, AB	Mar. 30, 1991	Portland (AHL)	59	9	7	16	87
63	RIBEIRO, Mike	C	6-0	177	L	Montreal, QC	Feb. 10, 1980	Washington (NHL)	48	13	36	49	53
65	LANE, Philip	RW	6-3	216	R	Rochester, NY	May 29, 1992	Portland (AHL)	70	14	8	22	61
75	LAPLANTE, Pavel	C	6-0	182	L	Chateauguay, QC	Apr. 23, 1995	Prince Edward Island (QMJHL)	18	5	8	13	12
76	DAUPHIN, Laurent	C	6-0	170	L	Repentigny, QC	Mar. 27, 1995	Chicoutimi (QMJHL)	62	25	32	57	50
89	BOEDKER, Mikkel	LW	6-0	206	R	Brøndby, Denmark	Dec. 16, 1989	Phoenix (NHL)	48	7	19	26	12

2013 NHL ENTRY DRAFT SELECTIONS



The Coyotes selected forward Max Domi with the 12th overall pick in the 2013 NHL Entry Draft in New Jersey.

Max Domi: (March 2, 1995, Toronto, Ontario)...Selected first round (12th overall)...5-foot-10, 200 pounds...Center/Left Wing...Shoots left

Laurent Dauphin: (March 27, 1995, Repentigny, Quebec)...Selected second round (39th overall)...6-foot, 170 pounds...Center...Shoots left

Yan-Pavel Laplante: (April 23, 1995, Chateauguay, Quebec)...Selected third round (62nd overall)...6-foot, 176 pounds...Center...Shoots left

Connor Clifton: (April 28, 1995, Matawan, New Jersey)...Selected fifth round (133rd overall)...5-foot-11, 175 pounds...Defenseman...Shoots right

Brendan Burke: (March 11, 1995, Scottsdale, Arizona)...Selected sixth round (163rd overall)...6-foot-3, 180 pounds...Goaltender...Catches left

Jedd Soleway: (May 12, 1994, Vernon, British Columbia)...Selected seventh round (193rd overall)...6-foot-2, 207 pounds...Center...Shoots right



PORTLAND PIRATES (AHL)

Portland Pirates

94 Free Street
Portland, Maine 04101
Phone: (207) 828-4665
PortlandPirates.com



STAFF DIRECTORY

Lyman Bullard	Chairman/Governor	William Dexter, MD	Primary Care
Brian Petrovek	Managing Owner/CEO/Alternate Governor	Allyson Howe, MD	Primary Care
Ron Cain	Chief Operating Officer	John Hatzembuehler, MD	Primary Care
Ray Edwards	Head Coach	Chris Knoblock	Director, Communications & Media Relations
John Slaney	Assistant Coach	Sam Frost	Director, Operations & Administration
Mike Minard	Assistant Coach	Jeff Mannix	Director, Broadcasting
John Krouse	Equipment Manager	Andy Labesky	Director, Game Operations*
Josiah Morse	Asst. Equipment Manager	Kevin Hooks	Promotions Manager*
Mike Booi	Athletic Trainer	Spencer Montgomery	Youth Hockey Manager
Alex Loh	Video Coach	Benjamin Locke	Account Executive
Thomas Murray, MD, OA Centers for Orthopedics	Head Team Physician	Christian Ouellette	Account Executive
Lucien Ouellette, MD, OA Centers for Orthopedics	Assistant Team Physician	Greg Silverman	Account Executive
Mark Zajkowski, DDS, MD	Oral and Maxillofacial Surgeon		
Joseph Mangone, DDS	Team Dentist		

*Shamrock Sports and Entertainment

PLAYERS



2013-14 PORTLAND PIRATES REGULAR SEASON SCHEDULE



OCTOBER

Saturday	12	vs. Providence (L)	7:00 PM
Saturday	19	vs. Hartford (L)	7:00 PM
Sunday	20	at Worcester	5:00 PM
Wednesday	23	at Hartford	7:00 PM
Saturday	26	at Albany	5:00 PM
Wednesday	30	vs. St. John's (L)	7:00 PM

NOVEMBER

Friday	1	vs. St. John's (L)	7:00 PM
Friday	8	vs. Worcester (L)	7:00 PM
Sunday	10	at Worcester	3:00 PM
Friday	15	vs. Manchester (L)	7:30 PM
Saturday	16	vs. Springfield (L)	7:00 PM
Sunday	17	at Providence	3:05 PM
Friday	22	at Norfolk	7:30 PM
Saturday	23	at Norfolk	7:15 PM
Wednesday	27	at Hartford	7:00 PM
Friday	29	vs. Worcester (L)	7:00 PM
Saturday	30	at Springfield	7:00 PM

DECEMBER

Friday	6	at Worcester	7:30 PM
Saturday	7	vs. Manchester (L)	7:00 PM
Sunday	8	at Providence	3:05 PM
Friday	13	at Providence	7:05 PM
Saturday	14	vs. Worcester (L)	7:00 PM
Friday	20	at Manchester	7:00 PM
Saturday	21	vs. Providence (L)	7:00 PM
Thursday	26	at Manchester	7:00 PM
Saturday	28	at Albany	5:00 PM
Tuesday	31	vs. Bridgeport (L)	5:30 PM

JANUARY

Saturday	4	at St. John's	6:00 PM
Sunday	5	at St. John's	2:30 PM
Tuesday	7	at St. John's	6:00 PM
Friday	10	vs. Norfolk (L)	7:00 PM
Saturday	11	at Bridgeport	7:00 PM
Sunday	12	at Worcester	3:00 PM
Friday	17	vs. Springfield	7:00 PM
Saturday	18	vs. W-B/Scranton	7:00 PM
Tuesday	21	vs. Worcester	7:00 PM
Friday	24	vs. Bridgeport	7:00 PM
Saturday	25	at Manchester	7:00 PM
Sunday	26	at Springfield	3:00 PM
Friday	31	vs. St. John's	7:00 PM

FEBRUARY

Saturday	1	vs. Binghamton	7:00 PM
Sunday	2	vs. Manchester	1:00 PM
Wednesday	5	at Binghamton	7:05 PM
Friday	7	at W-B/Scranton	7:00 PM
Saturday	8	at Hershey	7:00 PM
Friday	14	at Adirondack	7:00 PM
Saturday	15	vs. St. John's	7:00 PM
Sunday	16	vs. Adirondack	4:00 PM
Saturday	22	at Manchester	7:00 PM
Sunday	23	vs. St. John's	4:00 PM
Tuesday	25	vs. Hartford	7:00 PM
Friday	28	vs. Worcester	7:00 PM

MARCH

Saturday	1	at Hartford	7:00 PM
Sunday	2	vs. Hartford	4:00 PM
Friday	7	vs. Albany	7:00 PM
Saturday	8	at Worcester	7:00 PM
Sunday	9	vs. Springfield	4:00 PM
Wednesday	12	at St. John's	6:00 PM
Friday	14	at St. John's	6:00 PM
Saturday	15	at St. John's	6:00 PM
Friday	21	vs. Manchester	7:00 PM
Saturday	22	vs. Providence	7:00 PM
Sunday	23	at Bridgeport	3:00 PM
Wednesday	26	vs. Worcester	7:00 PM
Friday	28	vs. Providence	7:00 PM
Saturday	29	vs. Manchester	7:00 PM

APRIL

Tuesday	1	at Worcester	7:00 PM
Friday	4	vs. Hershey	7:00 PM
Saturday	5	at Manchester	3:00 PM
Sunday	6	at Providence	3:05 PM
Friday	11	at Springfield	7:00 PM
Saturday	12	at Manchester	7:00 PM
Sunday	13	vs. Norfolk	4:00 PM
Friday	18	vs. Albany	7:00 PM
Saturday	19	vs. St. John's	7:00 PM
Sunday	20	vs. Manchester	4:00 PM

Home games are Bold

All Games are Eastern Time

(L) – Game at the Androscoggin Bank Colisée in Lewiston

Game Dates at the Cumberland County Civic Center are tentative at this time and await clearance and approval from the Civic Center due to the renovation schedule

For Tickets: Call (207) 828-4665 ext. 350

www.portlandpirates.com



PORTLAND PIRATES COACHING STAFF

RAY EDWARDS

Head Coach



Ray Edwards is entering his seventh season with the Coyotes organization and his fifth as head coach of the Coyotes' AHL affiliate. Under Edwards' leadership, the Coyotes' AHL team (Portland Pirates 2011-13 and San Antonio Rampage 2009-11) has posted a record of 147-117-11-10 over the last four seasons. This past year, Portland finished the regular season with a record of 41-30-3-2 for 87 points and earned a spot in the Calder Cup Playoffs. A total of 11 different Pirates' players were called up to the NHL to play for the Coyotes in 2012-13.

Edwards, 43, first joined the Coyotes organization as an assistant coach with the San Antonio Rampage (AHL) in 2007-08. In his first season with San Antonio, he helped guide the Rampage to their first Calder Cup Playoff appearance since the clubs' inaugural season (2002-03). The Rampage finished the 2007-08 regular season with a record of 42-38-3-7 for 94 points, marking the third-highest point total ever by a Coyotes affiliate.

A native of Wasaga Beach, Ontario, Edwards has also coached in the Central Hockey League (CHL) and East Coast Hockey League (ECHL) for seven years before joining the Rampage, most recently with the New Mexico Scorpions of the CHL where he guided the team to the Conference Finals in 2006-07. Prior to working in New Mexico, Edwards led the San Angelo Saints to the CHL President's Cup Playoffs

in each of his two seasons with the team. He was named the 2004 CHL Coach of the Year in his first season with San Angelo after guiding the Saints to a 35-point turnaround and leading them to a 37-19-8 record and a Southwest Division title.

Edwards began his coaching career in 1998 when he took over the ECHL's Huntington Blizzard at the age of 28. The following season, Edwards led the Blizzard to their most successful season, posting a 35-25-10 record. Edwards has also had stints with the ECHL's Cincinnati Cyclones (2001-02) and the Pensacola Ice Pilots (2002-03).

As a player, Edwards played in 309 ECHL games over seven seasons with Dayton, Birmingham, and Huntington, registering 83 goals, 91 assists and 174 points as well as 1,253 penalty minutes. He also attended National Hockey League training camps with the Los Angeles Kings, Chicago Blackhawks and Ottawa Senators.

Ray and his wife, Leesa, have a son, Holden, and daughter, Raechel.

JOHN SLANEY

Assistant Coach



John Slaney enters his third season with the Coyotes organization as assistant coach with the Portland Pirates. Slaney joined the Pirates in 2011-12 after finishing his playing career with Plzen HC (Czech) following the 2010-11 season.

Leaving his mark as one of the best defensemen in AHL history, Slaney joined the Pirates coaching staff with a wealth of accolades. Slaney was a two-time recipient of the Eddie Shore Award (given annually to the AHL's top defenseman) with the Philadelphia Phantoms in the 2000-01 and 2001-02 seasons, and also won a Calder Cup championship with the Phantoms in 2005.

Slaney became the AHL's all-time leading scorer as a defenseman in 2005-06 until his mark (519 career points) was surpassed by Oklahoma City's Bryan Helmer. Slaney also played in 29 games and posted 14-13-27 for Portland during their 1993-94 Calder Cup championship season.

During his career in the NHL, Slaney totaled 91 points (22-69-91) in 268 games with the Washington Capitals (1993-95), Colorado Avalanche (1995-96), Los Angeles Kings (1995-97), Phoenix Coyotes (1997-98), Nashville Predators (1998-99), Pittsburgh Penguins (1999-00), and Philadelphia Flyers (2001-02; 2003-04). Slaney also skated in 14 games for the Capitals (1993-94), Penguins (1999-00), and Flyers (2001-02) during the Stanley Cup Playoffs where he netted two goals and registered an assist. The 41-year-old native of St. John's, Newfoundland was originally drafted by Washington in the first round (ninth overall) of the 1990 NHL Entry Draft.

He and his wife, Brenda, have a son, Tyler, and daughter, Julia.

PORTLAND PIRATES COACHING STAFF

MIKE MINARD

Goaltending/Video Coach



Mike Minard enters his third season as the Goaltending/Video Coach for the Portland Pirates. Minard joined the Pirates in 2011-12 after serving as the Video Coach for the AHL's Hamilton Bulldogs in 2010-11.

The 36-year-old native of Owen Sound, Ontario was originally drafted by the Edmonton Oilers in the fourth round (83rd overall) of the 1995 NHL Entry Draft, and was in the Oilers system from 1996-2000. His NHL debut came on April 8, 2000 against the Calgary Flames where he stopped 33 shots en route to earning his first career NHL victory. Following the 1999-00 season, Minard joined the Toronto Maple Leafs organization where he played in 96 games from 2000-02 and 2003-04 for their AHL affiliate, the St. John's Maple Leafs.

A two-time recipient of the AHL's Yanick Dupre Memorial Award (1999-00, 2000-01) for outstanding community service, Minard played in a total of 141 AHL games with the Hamilton Bulldogs, St. John's Maple Leafs, and Manitoba Moose. His 12-year professional career also includes stints in the ECHL, CHL and overseas.

He and his wife, Kristina, have twin sons, Gavin and Gage.



Portland Pirates Head Coach Ray Edwards, Goaltending & Video Coach Mike Minard, Assistant Coach John Slaney, and Phoenix Coyotes Development Coach Dave King



AHL 2012-13 FINAL STANDINGS

EASTERN CONFERENCE

Atlantic Division

	GP	W	L	OTL	SOL	PTS	GF	GA	S/O
y Providence	76	50	21	0	5	105	222	183	10-5
x Portland	76	41	30	3	2	87	230	233	5-2
x Manchester	76	37	32	3	4	81	219	209	2-4
Worcester	76	31	34	4	7	73	191	228	6-7
St. John's	76	32	36	3	5	72	195	237	2-5

Northeast Division

	GP	W	L	OTL	SOL	PTS	GF	GA	S/O
y Springfield	76	45	22	5	4	99	235	186	5-4
Connecticut	76	35	32	6	3	79	213	222	2-3
Bridgeport	76	32	32	7	5	76	218	242	2-5
Albany	76	31	32	1	12	75	193	225	3-12
Adirondack	76	31	38	3	4	69	187	223	5-4

East Division

	GP	W	L	OTL	SOL	PTS	GF	GA	S/O
y Syracuse	76	43	22	6	5	97	247	201	4-5
x Binghamton	76	44	24	1	7	96	227	188	4-7
x W-B/Scranton	76	42	30	2	2	88	185	178	7-2
x Hershey	76	36	31	3	6	81	204	196	4-6
Norfolk	76	37	34	4	1	79	188	207	7-1

x = Clinched Playoff Berth

y = Clinched Division

WESTERN CONFERENCE

North Division

	GP	W	L	OTL	SOL	PTS	GF	GA	S/O
y Toronto	76	43	23	3	7	96	237	199	4-7
x Rochester	76	43	29	3	1	90	234	209	10-1
Lake Erie	76	35	31	3	7	80	211	220	6-7
Abbotsford	76	34	32	4	6	78	171	198	7-6
Hamilton	76	29	41	1	5	64	159	228	3-5

Midwest Division

	GP	W	L	OTL	SOL	PTS	GF	GA	S/O
y Grand Rapids	76	42	26	4	4	92	234	205	5-4
x Milwaukee	76	41	28	4	3	89	197	200	3-3
Rockford	76	42	31	2	1	87	246	225	5-1
Chicago	76	37	30	5	4	83	204	207	6-4
Peoria	76	33	35	5	3	74	183	218	6-3

West Division

	GP	W	L	OTL	SOL	PTS	GF	GA	S/O
y Texas	76	43	22	5	6	97	235	201	6-6
x Charlotte	76	42	26	4	4	92	226	202	3-4
x Oklahoma City	76	40	25	2	9	91	240	228	4-9
x Houston	76	40	26	5	5	90	212	199	5-5
San Antonio	76	29	38	2	7	67	195	241	3-7

AHL SCORING LEADERS

PLAYER	TEAM	GP	G	A	PTS
Brandon Pirri	RFD	76	22	53	75
Jeff Taffe	HER	73	18	53	71
Chad Kolarik	WBS (total)	76	31	37	68
Mark Arcobello	OKC	74	22	46	68
Linden Vey	MAN	74	22	45	67
Jonathan Audy-Marchessault	SPR	74	21	46	67
T.J. Hensick	PEO	76	19	48	67
Tyler Johnson	SYR	62	37	28	65
Brett Connolly	SYR	71	31	32	63
Kris Newbury	CT	70	20	42	62
Mark Mancari	ROC	76	22	39	61
Chris Terry	CHA	70	25	35	60
Gustav Nyquist	GR	58	23	37	60
Martin St. Pierre	RFD	76	26	33	59
Jeremy Morin	RFD	67	30	28	58
Darren Haydar	CHI	71	20	37	57
Ryan Spooner	PRO	59	17	40	57
Brandon Kozun	MAN	74	26	30	56
Justin Fontaine	HOU	64	23	33	56
Eric O'Dell	STJ	59	29	26	55

GOALTENDING LEADERS

PLAYER	TEAM	GP	MIN	W	L	SOL	SO	GA	GAA	SVS	SV%
Jeff Zatkoff	WBS	49	2799	26	20	0	5	90	1.93	1041	0.920
Danny Taylor	ABB	40	2108	18	10	2	3	72	2.05	855	0.922
Robin Lehner	BNG	31	1841	18	10	2	3	65	2.12	981	0.938
Magnus Hellberg	MIL	39	2107	22	13	0	6	75	2.14	916	0.924
Niklas Svedberg	PRO	48	2872	37	8	2	4	104	2.17	1280	0.925
Frederik Andersen	NOR	47	2684	24	18	1	4	98	2.19	1289	0.929
Philipp Grubauer	HER	28	1623	15	9	2	2	61	2.25	695	0.919
Justin Peters	CHA	37	2071	22	12	1	6	79	2.29	927	0.921
Michael Hutchinson	PRO	30	1748	13	13	3	3	67	2.30	711	0.914
Curtis McElhinney	SPR	49	2926	29	16	3	9	113	2.32	1349	0.923



PORTLAND 2012-13 SCORING SUMMARY

NO.	PLAYER	GP	G	A	PTS	+/-	PIM	PP	SHG	SOG	SH%
21	Andy Miele	70	19	34	53	3	72	6	0	158	12.0
49	Alexandre Bolduc	56	24	27	51	2	90	4	3	137	17.5
11	Chris Brown	68	29	18	47	-8	98	14	0	190	15.3
12	Rob Klinkhammer (X)	53	14	30	44	18	36	2	1	146	9.6
14	Chris Conner	60	13	27	40	-9	28	5	0	113	11.5
2	David Rundblad	50	9	30	39	8	26	6	0	109	8.3
16	Brendan Shinnimin	74	12	21	33	-18	77	5	1	130	9.2
10	Jordan Szwarz	60	11	22	33	7	31	2	3	101	10.9
36	Brandon Gormley	68	5	24	29	-7	44	5	0	118	4.2
28	Michael Stone	36	6	22	28	8	20	5	0	125	4.8
8	Ethan Werek	67	11	14	25	-7	43	2	0	140	7.9
20	Evan Brophrey	61	8	15	23	-2	41	0	0	74	10.8
22	Phil Lane	70	14	8	22	10	61	0	0	94	14.9
23	Oliver Ekman-Larsson (X)	20	7	14	21	5	28	3	0	63	11.1
18	Jordan Martinook	53	9	10	19	-4	30	2	0	87	10.3
6	Mathieu Brodeur	65	3	16	19	-6	47	0	0	83	3.6
26	Darian Dziurzynski	59	9	7	16	-1	87	0	0	85	10.6
19	Troy Bodie (total)	52	7	9	16	2	118	2	1	78	9.0
	NOR	47	4	8	12	2	111	1	1	66	6.1
	POR	5	3	1	4	0	7	1	0	12	25.0
24	Brett Hextall	66	9	6	15	-7	79	0	1	103	8.7
3	Maxim Goncharov	45	2	13	15	-8	114	0	0	65	3.1
13	Brandon McMillan (total)	43	8	5	13	-3	44	2	0	92	8.7
	NOR	41	8	5	13	-2	42	2	0	89	9.0
	POR	2	0	0	0	-1	2	0	0	3	0.0
5	Chris Summers	60	2	10	12	3	53	0	0	61	3.3
32	Nick Johnson	14	3	6	9	-2	13	1	0	43	7.0
7	Boris Valabik	24	2	4	6	8	92	0	0	18	11.1
4	Russ Sinkewich	21	0	4	4	4	15	0	0	26	0.0
15	Matt Clackson (total)	23	1	2	3	-2	66	0	0	9	11.1
	HER	19	1	2	3	-1	36	0	0	6	16.7
	POR	4	0	0	0	-1	30	0	0	3	0.0
33	Mark Louis	61	0	3	3	-5	111	0	0	40	0.0
38	Lucas Lessio	5	1	1	2	0	4	0	0	11	9.1
9	Justin Feser	6	0	2	2	1	4	0	0	6	0.0
17	Scott Arnold (X)	10	0	2	2	-1	11	0	0	9	0.0
29	Mark Visentin	30	0	2	2	0	2	0	0	0	0.0
30	Chad Johnson	34	0	1	1	0	2	0	0	1	0.0
37	Chris Rawlings	1	0	0	0	0	0	0	0	0	0.0
37	Louis Domingue (X)	2	0	0	0	0	0	0	0	0	0.0
27	James Melindy	2	0	0	0	0	0	0	0	0	0.0
27	Bryce Lampman (X)	8	0	0	0	-6	0	0	0	10	0.0
25	Evan Bloodoff (X)	9	0	0	0	0	2	0	0	13	0.0
31	Mike Lee	16	0	0	0	0	10	0	0	0	0.0
19	Joel Rechlicz (X)	36	0	0	0	-7	149	0	0	17	0.0
	BENCH	76	5				8			5	
	TOTALS	76	230	394	619	-23	1567	63	9	2399	0.094

GOALTENDING

No.	GOALIE	GP	MINS	W	L	SOL	SO	GA	GAA	SVS	SV%
37	Chris Rawlings	1	40:00	0	0	0	0	1	1.50	19	0.950
37	Louis Domingue	2	100:00	1	0	0	0	4	2.40	54	0.931
31	Mike Lee	16	837:02	9	6	0	0	38	2.72	411	0.915
29	Mark Visentin	30	1668:40	15	12	1	2	83	2.98	773	0.903
30	Chad Johnson	34	1937:44	16	15	1	2	97	3.00	906	0.903
	TOTALS	76	4605:16	41	33	2	5	231	3.01	2163	0.904



GWINNETT GLADIATORS (ECHL)



The Arena at Gwinnett Center

6400 Sugarloaf Parkway
Duluth, Georgia 30097
GwinnettGladiators.com

Staff Directory

Toby Jeffreys, Jim Pinard, Gary Adams,
Steve Chapman, Bill Davidson, Jay Gilbertson,
Dan Hauck, Tom Sapitowicz & Gary Hays. Owners

Steve Chapman President & General Manager

Bill Davidson CEO

Rick Emmett Head Coach

Joe Gelderman VP of Sales

Christina Johnson Director of Media, Game Operations & Merchandising

David Foley Director of Media Relations & Broadcasting

Chris Peace Director of Marketing

Jim Hal Director of Community Relations

Mike Miller Corporate Sales Manager

Chris Ruston Bookkeeper & Office Manager

Chris Leverett, Tim Flanigan, Patrick Moore, Doug Bushnell Account Executives

Brett Allen Athletic Trainer

Thomas Anderson Equipment Manager

2013-14 REGULAR SEASON SCHEDULE

OCTOBER

Friday	18	7:05 PM	Greenville
Saturday	19	7:05 PM	Greenville
Saturday	26	7:00 PM	@ Orlando
Sunday	27	3:00 PM	@ Orlando
Wednesday	30	7:05 PM	Orlando

NOVEMBER

Friday	01	7:00 PM	@ South Carolina
Saturday	02	7:00 PM	@ South Carolina
Sunday	03	2:05 PM	South Carolina
Friday	08	7:00 PM	@ Greenville
Saturday	09	7:05 PM	Greenville
Monday	11	7:00 PM	@ Greenville
Thursday	14	7:05 PM	Florida
Friday	15	7:05 PM	Florida
Sunday	17	3:00 PM	@ South Carolina
Tuesday	19	7:00 PM	@ South Carolina
Friday	22	7:00 PM	@ Greenville
Saturday	23	7:05 PM	Greenville
Thursday	28	6:05 PM	Evansville
Friday	29	6:05 PM	Evansville

DECEMBER

Sunday	01	2:05 PM	Evansville
Friday	06	7:05 PM	Kalamazoo
Sunday	08	3:00 PM	@ Greenville
Friday	13	7:05 PM	South Carolina
Sunday	15	2:05 PM	Orlando
Friday	20	7:05 PM	South Carolina
Saturday	21	7:00 PM	@ South Carolina
Thursday	26	6:05 PM	South Carolina
Friday	27	6:05 PM	Wheeling
Sunday	29	5:05 PM	@ Ft. Wayne
Tuesday	31	8:15 PM	@ Evansville

JANUARY

Thursday	02	2:05 PM	South Carolina
Friday	03	7:00 PM	@ South Carolina
Saturday	04	7:05 PM	Florida
Tuesday	07	7:00 PM	@ South Carolina
Friday	10	7:05 PM	Orlando
Saturday	11	7:05 PM	Orlando
Tuesday	14	8:15 PM	@ Evansville
Wednesday	15	7:35 PM	@ Cincinnati
Friday	17	7:30 PM	@ Kalamazoo
Saturday	18	7:30 PM	@ Kalamazoo
Monday	20	12:30 PM	Wheeling
Saturday	25	7:00 PM	@ Orlando
Thursday	30	7:05 PM	Orlando

FEBRUARY

Saturday	01	7:05 PM	Orlando
Thursday	06	7:00 PM	@ Orlando
Friday	07	7:05 PM	@ Florida
Saturday	08	7:00 PM	@ Florida
Friday	14	7:00 PM	@ Orlando
Saturday	15	7:00 PM	@ Orlando
Friday	21	7:05 PM	Reading
Saturday	22	7:05 PM	Reading
Sunday	23	2:05 PM	South Carolina
Tuesday	25	7:05 PM	Evansville
Friday	28	7:05 PM	Florida

MARCH

Saturday	01	7:05 PM	Florida
Sunday	02	2:05 PM	Florida
Friday	07	7:30 PM	@ Florida
Saturday	08	7:00 PM	@ Florida
Thursday	13	7:00 PM	@ Greenville
Friday	14	7:05 PM	South Carolina
Saturday	15	7:00 PM	@ South Carolina
Monday	17	7:05 PM	@ Elmira
Wednesday	19	7:05 PM	@ Reading
Friday	21	8:00 PM	@ Ft. Wayne
Saturday	22	7:15 PM	@ Toledo
Sunday	23	5:15 PM	@ Toledo
Friday	28	7:00 PM	@ Greenville
Saturday	29	7:05 PM	Greenville

APRIL

Friday	04	7:05 PM	Greenville
Saturday	05	7:00 PM	@ Greenville
Wednesday	09	TBA	Elmira
Saturday	12	7:05 PM	Elmira

ARIZONA SUNDOGS (CHL)



Arizona Sundogs Hockey

3201 N. Main St.
Prescott Valley, AZ 86314
ArizonaSundogs.com

Staff Directory

Front Office:

Chris Presson General Manager Business Operations
Ashley Stovall Assistant General Manager Business Operations
Arlene Hunley Corporate Fulfillment
Jessica Anderson Manager, Merchandise
Josh Houston Director, Game Operations
Terry Gregg Director Ticket Sales
Katie Hawkins Account Executive
Mitch Zembik Account Executive

Hockey Operations:

Kevin Colley Head Coach, GM Hockey Operations
TBD Head Athletic Trainer
Brennan Cody Head Equipment Manager

2013-14 REGULAR SEASON SCHEDULE

OCTOBER

Friday	18	@ Brampton	4:30 PM
Sunday	20	@ Brampton	11:00 AM
Monday	21	@ Brampton	4:00 PM
Friday	25	Missouri	7:05 PM
Saturday	26	Missouri	7:05 PM
Wednesday	30	Rapid City	6:35 PM

NOVEMBER

Friday	01	Rapid City	7:05 PM
Saturday	02	Rapid City	7:05 PM
Friday	08	@ Rapid City	7:05 PM
Saturday	09	@ Rapid City	7:05 PM
Tuesday	12	@ Denver	7:00 PM
Friday	15	@ St. Charles	6:05 PM
Saturday	16	@ St. Charles	6:05 PM
Friday	22	Quad City	7:05 PM
Saturday	23	Quad City	7:05 PM
Wednesday	27	Allen	6:35 PM
Friday	29	Allen	7:05 PM
Saturday	30	Allen	7:05 PM

DECEMBER

Friday	06	@ Tulsa	6:35 PM
Saturday	07	@ Missouri	6:05 PM
Sunday	08	@ Tulsa	3:05 PM
Tuesday	10	@ Missouri	6:05 PM
Friday	13	@ Denver	7:00 PM
Saturday	14	@ Denver	6:00 PM
Friday	20	Wichita	7:05 PM
Saturday	21	Wichita	7:05 PM
Friday	27	Denver	7:05 PM
Saturday	28	Denver	7:05 PM
Tuesday	31	Denver	6:35 PM

JANUARY

Friday	03	@ Wichita	6:05 PM
Saturday	04	@ Wichita	6:05 PM
Friday	10	@ St. Charles	6:05 PM
Saturday	11	@ Quad City	6:05 PM
Friday	17	Allen	7:05 PM
Saturday	18	Allen	7:05 PM
Monday	20	@ Allen	12:05 PM
Friday	24	@ Denver	7:00 PM
Saturday	25	@ Denver	6:00 PM
Wednesday	29	Rapid City	6:35 PM
Friday	31	Rapid City	7:05 PM

FEBRUARY

Saturday	01	Rapid City	7:05 PM
Wednesday	05	Brampton	6:35 PM
Friday	07	Brampton	7:05 PM
Saturday	08	Brampton	7:05 PM
Thursday	13	@ Allen	6:05 PM
Friday	14	@ Tulsa	6:35 PM
Saturday	15	@ Tulsa	6:35 PM
Tuesday	18	Tulsa	6:35 PM
Wednesday	19	Tulsa	6:35 PM
Friday	21	@ Rapid City	7:05 PM
Saturday	22	@ Rapid City	7:05 PM
Tuesday	25	@ Wichita	6:00 PM
Friday	28	@ Allen	6:05 PM

MARCH

Saturday	01	@ Allen	6:05 PM
Sunday	02	@ Wichita	4:05 PM
Wednesday	05	@ St. Charles	6:05 PM
Friday	07	@ Quad City	6:05 PM
Saturday	08	@ Quad City	6:05 PM
Friday	14	St. Charles	7:05 PM
Saturday	15	St. Charles	7:05 PM
Wednesday	19	Denver	6:35 PM
Friday	21	Denver	7:05 PM
Saturday	22	Denver	7:05 PM
Wednesday	26	Wichita	6:35 PM
Friday	28	Wichita	7:05 PM
Saturday	29	Wichita	7:05 PM



2013
YEAR IN REVIEW
2014



2012-13 FINAL NHL STANDINGS

EASTERN CONFERENCE Atlantic Division

	GP	W	L	OT	GF	GA	PTS
z-PITTSBURGH	48	36	12	0	165	119	72
x-NY RANGERS	48	26	18	4	130	112	56
x-NY ISLANDERS	48	24	17	7	139	139	55
PHILADELPHIA	48	23	22	3	133	141	49
NEW JERSEY	48	19	19	10	112	129	48

Northeast Division

	GP	W	L	OT	GF	GA	PTS
y-MONTREAL	48	29	14	5	149	126	63
x-BOSTON	48	28	14	6	131	109	62
x-TORONTO	48	26	17	5	145	133	57
x-OTTAWA	48	25	17	6	116	104	56
BUFFALO	48	21	21	6	125	143	48

Southeast Division

	GP	W	L	OT	GF	GA	PTS
y-WASHINGTON	48	27	18	3	149	130	57
WINNIPEG	48	24	21	3	128	144	51
CAROLINA	48	19	25	4	128	160	42
TAMPA BAY	48	18	26	4	148	150	40
FLORIDA	48	15	27	6	112	171	36

WESTERN CONFERENCE Central Division

	GP	W	L	OT	GF	GA	PTS
p-CHICAGO	48	36	7	5	155	102	77
x-ST LOUIS	48	29	17	2	129	115	60
x-DETROIT	48	24	16	8	124	115	56
COLUMBUS	48	24	17	7	120	119	55
NASHVILLE	48	16	23	9	111	139	41

Northwest

	GP	W	L	OT	GF	GA	PTS
y-VANCOUVER	48	26	15	7	127	121	59
x-MINNESOTA	48	26	19	3	122	127	55
EDMONTON	48	19	22	7	125	134	45
CALGARY	48	19	25	4	128	160	42
COLORADO	48	16	25	7	116	152	39

Pacific Division

	GP	W	L	OT	GF	GA	PTS
y-ANAHEIM	48	30	12	6	140	118	66
x-LOS ANGELES	48	27	16	5	133	118	59
x-SAN JOSE	48	25	16	7	124	116	57
PHOENIX	48	21	18	9	125	131	51
DALLAS	48	22	22	4	130	142	48

Teams receive 2 points for a victory (W) 1 point for an overtime or shootout loss (OT),
x - clinched playoff spot, y - clinched division, z - clinched conference

2012-13 NHL INDIVIDUAL SCORING LEADERS

Player	Team	GP	TOI/G	G	A	PTS	+/-	PIM	PP	SH	GW	S	S%
Martin St Louis	TBL	48	21:59	17	43	60	0	14	3	0	2	112	15.2
Steven Stamkos	TBL	48	22:01	29	28	57	-4	32	10	0	2	157	18.5
Alex Ovechkin	WSH	48	20:53	32	24	56	2	36	16	0	4	220	14.5
Sidney Crosby	PIT	36	21:06	15	41	56	26	16	3	0	1	124	12.1
Patrick Kane	CHI	47	20:03	23	32	55	11	8	8	0	3	138	16.7
Eric Staal	CAR	48	20:59	18	35	53	5	54	3	1	4	152	11.8
Chris Kunitz	PIT	48	18:01	22	30	52	30	39	9	0	5	113	19.5
Phil Kessel	TOR	48	19:48	20	32	52	-3	18	6	0	4	161	12.4
Taylor Hall	EDM	45	18:37	16	34	50	5	33	4	0	4	154	10.4
Pavel Datsyuk	DET	47	20:10	15	34	49	21	14	8	0	6	107	14.0
Ryan Getzlaf	ANA	44	20:11	15	34	49	14	41	4	3	3	99	15.2
Mike Ribeiro	WSH	48	17:50	13	36	49	-4	53	6	0	1	63	20.6
Jonathan Toews	CHI	47	19:20	23	25	48	28	27	2	2	5	143	16.1
Claude Giroux	PHI	48	21:10	13	35	48	-7	22	6	1	2	137	9.5
Henrik Zetterberg	DET	46	20:31	11	37	48	2	18	4	2	5	173	6.4
Nicklas Backstrom	WSH	48	19:54	8	40	48	8	20	3	0	1	82	9.8
John Tavares	NYI	48	20:46	28	19	47	-2	18	9	0	5	162	17.3
Jakub Voracek	PHI	48	17:14	22	24	46	-7	35	8	0	3	129	17.1
Andrew Ladd	WPG	48	19:40	18	28	46	10	22	3	0	4	121	14.9
Henrik Sedin	VAN	48	19:20	11	34	45	19	24	1	1	1	70	15.7

2012-13 NHL DEFENSEMEN SCORING LEADERS

Player	Team	GP	TOI/G	G	A	Pts	+/-	PIM	PP	SHG	GW	S	S%
P.K. Subban	MTL	42	23:14	11	27	38	12	57	7	0	0	126	8.7
Kris Letang	PIT	35	25:38	5	33	38	16	8	1	0	1	95	5.3
Ryan Suter	MIN	48	27:16	4	28	32	2	24	3	0	1	91	4.4
Keith Yandle	PHX	48	22:14	10	20	30	4	54	5	0	3	130	7.7
Andrei Markov	MTL	48	24:07	10	20	30	-9	14	8	0	4	79	12.7
Niklas Kronwall	DET	48	24:21	5	24	29	-5	44	2	0	2	67	7.5
Kimmo Timonen	PHI	45	21:45	5	24	29	3	36	3	0	1	78	6.4
Cody Franson	TOR	45	18:47	4	25	29	4	8	3	0	0	70	5.7
Dion Phaneuf	TOR	48	25:10	9	19	28	-4	65	3	0	1	88	10.2
Shea Weber	NSH	48	25:55	9	19	28	-2	48	3	0	1	124	7.3
Dustin Byfuglien	WPG	43	24:24	8	20	28	-1	34	4	0	2	142	5.6
* Justin Schultz	EDM	48	21:26	8	19	27	-17	8	4	0	3	85	9.4
Brian Campbell	FLA	48	26:25	8	19	27	-22	12	6	0	2	70	11.4
Mark Streit	NYI	48	23:20	6	21	27	-14	22	3	0	1	83	7.2
Alex Goligoski	DAL	47	22:23	3	24	27	4	18	0	0	0	80	3.8
Duncan Keith	CHI	47	24:06	3	24	27	16	31	2	0	0	91	3.3
Sergei Gonchar	OTT	45	23:59	3	24	27	4	26	2	0	3	85	3.5
Mike Green	WSH	35	24:51	12	14	26	-3	20	4	0	2	96	12.5
Slava Voynov	LAK	48	22:18	6	19	25	5	14	1	0	2	79	7.6
Francois Beauchemin	ANA	48	23:27	6	18	24	19	22	1	0	0	74	8.1

2012-13 NHL INDIVIDUAL GOALTENDING LEADERS

GOALS AGAINST AVERAGE

Player	Team	GP	Min	GA	GAA	W	L	OT
Craig Anderson	OTT	24	1,420:36	40	1.69	12	9	2
Jonathan Bernier	LAK	14	768:21	24	1.88	9	3	1
Corey Crawford	CHI	30	1,760:31	57	1.94	19	5	5
Ray Emery	CHI	21	1,116:00	36	1.94	17	1	0
Sergei Bobrovsky	CBJ	38	2,218:57	74	2.00	21	11	6
Tuukka Rask	BOS	36	2,104:09	70	2.00	19	10	5
Henrik Lundqvist	NYR	43	2,575:22	88	2.05	24	16	3
Cory Schneider	VAN	30	1,733:19	61	2.11	17	9	4
Jimmy Howard	DET	42	2,445:44	87	2.13	21	13	7
Jaroslav Halak	STL	16	812:35	29	2.14	6	5	1

WINS, LOSSES, AND OT

Player	Team	GP	Min	W	L	OT
Antti Niemi	SJS	43	2,580:46	24	12	6
Niklas Backstrom	MIN	42	2,368:08	24	15	3
Henrik Lundqvist	NYR	43	2,575:22	24	16	3
Marc-Andre Fleury	PIT	33	1,857:45	23	8	0
Evgeni Nabokov	NYI	41	2,475:24	23	11	7
Braden Holtby	WSH	36	2,089:14	23	12	1
Sergei Bobrovsky	CBJ	38	2,218:57	21	11	6
Carey Price	MTL	39	2,249:01	21	13	4
Jimmy Howard	DET	42	2,445:44	21	13	7
Ondrej Pavelec	WPG	44	2,552:43	21	20	3

SAVE PERCENTAGE

Player	Team	GP	Min	GA	SA	Sv%	W	L	OT
Craig Anderson	OTT	24	1,420:36	40	677	.941	12	9	2
Sergei Bobrovsky	CBJ	38	2,218:57	74	1084	.932	21	11	6
Tuukka Rask	BOS	36	2,104:09	70	980	.929	19	10	5
Cory Schneider	VAN	30	1,733:19	61	835	.927	17	9	4
Henrik Lundqvist	NYR	43	2,575:22	88	1190	.926	24	16	3
Corey Crawford	CHI	30	1,760:31	57	769	.926	19	5	5
Antti Niemi	SJS	43	2,580:46	93	1220	.924	24	12	6
James Reimer	TOR	33	1,856:09	76	995	.924	19	8	5
Jimmy Howard	DET	42	2,445:44	87	1129	.923	21	13	7
Jason LaBarbera	PHX	15	725:55	32	418	.923	4	6	2

SHUTOUTS

Player	Team	GP	Min	SO	SA	W	L	OT
Jimmy Howard	DET	42	2,445:44	5	1129	21	13	7
Tuukka Rask	BOS	36	2,104:09	5	980	19	10	5
Cory Schneider	VAN	30	1,733:19	5	835	17	9	4
Mike Smith	PHX	34	1,955:33	5	938	15	12	5
Pekka Rinne	NSH	43	2,443:46	5	1101	15	16	8
Antti Niemi	SJS	43	2,580:46	4	1220	24	12	6
Braden Holtby	WSH	36	2,089:14	4	1123	23	12	1
Sergei Bobrovsky	CBJ	38	2,218:57	4	1084	21	11	6
James Reimer	TOR	33	1,856:09	4	995	19	8	5
Viktor Fasth	ANA	25	1,428:18	4	661	15	6	2



2012-13 MISCELLANEOUS LEAGUE STANDINGS

2012-13 NHL CATEGORY LEADERS

Goals	Alex Ovechkin, Washington	32
Assists	Martin St Louis, Tampa Bay	43
Points	Martin St Louis, Tampa Bay	60
Defenseman Points	P.K. Subban, Montreal	38
	Kris Letang, Pittsburgh	38
Rookie Points	Nail Yakupov, Edmonton	31
	Jonathan Huberdeau, Florida	31
Power-play Goals	Alex Ovechkin, Washington	16
Shorthanded Goals	Ilya Kovalchuk, New Jersey	4
Game Winning Goals	Jeff Carter, Los Angeles	8
SO Game Deciding Goals	Patrick Kane, Chicago	3
	Corey Perry, Anaheim	3
Shots	Alex Ovechkin, Washington	220
Shooting Percentage	Patrik Berglund, St. Louis	23.0%

Plus/Minus	Pascal Dupuis, Pittsburgh	Plus-31
Goals Against Average	Craig Anderson, Ottawa	1.69
Wins	Antti Niemi, San Jose	24
Save Percentage	Craig Anderson, Ottawa	94.1%
Shutouts	Jimmy Howard, Detroit	5
	Tuukka Rask, Boston	5
	Cory Schneider, Vancouver	5
	Mike Smith, Phoenix	5
	Pekka Rinne, Nashville	5

2012-13 NHL AWARD WINNERS

Hart Memorial Trophy	Alexander Ovechkin, Washington
Calder Memorial Trophy	Jonathan Huberdeau, Florida
Vezina Trophy	Sergei Bobrovsky, Columbus
James Norris Memorial Trophy	P.K. Subban, Montreal
Jack Adams Award	Paul MacLean, Ottawa
General Manager of the Year Award	Ray Shero, Pittsburgh
Lady Byng Memorial Trophy	Martin St. Louis, Tampa Bay
Frank J. Selke Trophy	Jonathan Toews, Chicago
William M. Jennings Trophy	Corey Crawford and Ray Emery, Chicago

Maurice "Rocket" Richard Trophy	Alexander Ovechkin, Washington
Bill Masterton Memorial Trophy	Josh Harding, Minnesota
King Clancy Memorial Trophy	Patrice Bergeron, Boston
Art Ross Trophy	Martin St. Louis, Tampa Bay
Conn Smythe Trophy	Patrick Kane, Chicago
Ted Lindsay Award	Sidney Crosby, Pittsburgh
Mark Messier Leadership Award	Daniel Alfredsson, Ottawa
NHL Foundation Player Award	Henrik Zetterberg, Detroit
Lester Patrick Award	TBA
Presidents Trophy	Chicago Blackhawks

2012-13 NHL ALL-STAR TEAMS

FIRST ALL-STAR TEAM:

Goaltender	Sergei Bobrovsky, Columbus
Defense	P.K. Subban, Montreal
Defense	Ryan Suter, Minnesota
Center	Sidney Crosby, Pittsburgh
Right Wing	Alex Ovechkin, Washington
Left Wing	Chris Kunitz, Pittsburgh

SECOND ALL-STAR TEAM:

Goaltender	Henrik Lundqvist, New York R
Defense	Francois Beauchemin, Anaheim
Defense	Kris Letang, Pittsburgh
Center	Jonathan Toews, Chicago
Right Wing	Martin St. Louis, Tampa Bay
Left Wing	Alex Ovechkin, Washington

ROOKIE ALL-STAR TEAM:

Goaltender	Jake Allen, St. Louis
Defense	Jonas Brodin, Minnesota
Defense	Justin Schultz, Edmonton
Forward	Brendan Gallagher, Montreal
Forward	Jonathan Huberdeau, Florida
Forward	Brandon Saad, Chicago

2012-13 REGULAR SEASON GAME-BY-GAME RESULTS

Date	Team	Dec	O/S	H/R	Opp	Record	GF	GA	Scorers	PPG	PP Opp	PPGA	TS	SF	SA	W	Goalie	Att
19 Jan '13	PHX	L		R	DAL	00-01-00	3	4	28p,17p,17	2	5	2	4	40	26	Lehtonen	18,532	
20 Jan '13	PHX	L		H	CHI	00-02-00	4	6	18,50,11,19	0	3	1	5	29	31	Emery	17,363	
23 Jan '13	PHX	W		H	CBJ	01-02-00	5	1	26,23,26p,26,23	1	5	0	3	42	26	LaBarbera	8,355	
24 Jan '13	PHX	L		R	SJS	01-03-00	3	5	26p,50p,28	2	6	2	7	35	35	Niemi	17,562	
26 Jan '13	PHX	L		H	LAK	01-04-00	2	4	89p,19	1	6	0	4	33	31	Quick	14,780	
28 Jan '13	PHX	W		H	NSH	02-04-00	4	0	50,28,32,3p	1	4	0	2	25	21	Johnson	8,581	
30 Jan '13	PHX	O	OT	H	EDM	02-04-01	1	2	32p	1	2	1	4	28	21	Dubnyk	12,955	
01 Feb '13	PHX	O	SO	R	DAL	02-04-02	3	3	17,11,11	0	3	0	2	34	24	Lehtonen	18,101	
02 Feb '13	PHX	W		H	DAL	03-04-02	2	0	32,89p	1	7	0	1	34	17	Smith	12,151	
04 Feb '13	PHX	W		H	MIN	04-04-02	2	1	28,11	0	1	0	2	34	22	Smith	9,508	
07 Feb '13	PHX	L		H	CHI	04-05-02	2	6	11p,37	1	2	2	9	24	33	Emery	15,096	
09 Feb '13	PHX	W	SO	R	SJS	05-05-02	0	0		0	3	0	4	21	33	Smith	17,562	
11 Feb '13	PHX	W	OT	R	COL	06-05-02	3	2	19,23,19	0	5	0	4	30	43	Smith	14,063	
14 Feb '13	PHX	L		R	NSH	06-06-02	0	3		0	4	1	2	19	29	Rinne	17,113	
16 Feb '13	PHX	W		H	CBJ	07-06-02	5	3	18,17,24,11p,11	1	7	0	3	35	20	Smith	15,425	
18 Feb '13	PHX	W		H	CGY	08-06-02	4	0	3,89,50,37	0	1	0	1	37	30	Smith	17,208	
23 Feb '13	PHX	O	SO	R	EDM	08-06-03	2	2	24,8p	1	7	1	4	36	43	Khabibulin	16,839	
24 Feb '13	PHX	L		R	CGY	08-07-03	4	5	29p,37,37,32	1	5	0	3	27	31	MacDonald	19,289	
26 Feb '13	PHX	W		R	VAN	09-07-03	4	2	24,89,50,24	0	1	0	2	22	31	Smith	18,910	
28 Feb '13	PHX	L		H	MIN	09-08-03	3	4	16,3,19	0	3	1	5	28	23	Backstrom	11,547	
02 Mar '13	PHX	W	SO	H	ANA	10-08-03	4	4	8,28,28,26	0	0	1	3	37	35	Smith	15,227	
04 Mar '13	PHX	W	SO	H	ANA	11-08-03	4	4	50,3p,19,29	1	4	1	2	40	31	Smith	11,024	
06 Mar '13	PHX	L		R	ANA	11-09-03	0	2		0	3	0	1	18	24	Hiller	13,456	
07 Mar '13	PHX	L		H	STL	11-10-03	3	6	18s,19,3p	1	5	0	3	26	30	Allen	11,482	
09 Mar '13	PHX	W		H	DAL	12-10-03	2	1	19,36	0	2	1	5	21	21	Smith	15,842	
12 Mar '13	PHX	W		H	LAK	13-10-03	5	2	89,19,89p,37,36	1	3	2	5	29	33	Smith	15,075	
14 Mar '13	PHX	L		R	STL	13-11-03	0	3		0	3	0	5	28	30	Allen	17,852	
16 Mar '13	PHX	O	SO	R	CBJ	13-11-04	0	0		0	2	0	2	39	23	Bobrovsky	14,231	
18 Mar '13	PHX	L		R	LAK	13-12-04	0	4		0	4	2	6	27	29	Quick	18,118	
19 Mar '13	PHX	L		R	LAK	13-13-04	2	3	19,19	0	3	1	5	42	29	Bernier	18,118	
21 Mar '13	PHX	L		H	VAN	13-14-04	1	2	50p	1	4	0	4	34	32	Schneider	17,220	
25 Mar '13	PHX	L		H	DET	13-15-04	2	3	11p,36	1	3	2	5	30	35	Gustavsson	17,428	
27 Mar '13	PHX	O	OT	R	MIN	13-15-05	3	4	36,15,29	0	2	0	4	27	37	Backstrom	19,076	
28 Mar '13	PHX	W		R	NSH	14-15-05	7	4	11,17,18,8,3p,17,50	1	2	0	4	29	38	LaBarbera	17,113	
30 Mar '13	PHX	O	SO	R	SJS	14-15-06	2	2	15,17	0	1	1	2	29	34	Niemi	17,562	
02 Apr '13	PHX	W		H	LAK	15-15-06	3	1	3,8,3	0	3	0	3	31	40	LaBarbera	12,934	
04 Apr '13	PHX	W		H	DET	16-15-06	4	2	29,14,19,11	0	4	2	6	38	36	Johnson	16,623	
06 Apr '13	PHX	W		H	COL	17-15-06	4	0	89,11p,15,19	1	4	0	4	28	24	Smith	16,648	
08 Apr '13	PHX	L		R	VAN	17-16-06	0	2		0	3	0	2	19	41	Schneider	18,910	
10 Apr '13	PHX	W		R	EDM	18-16-06	3	1	15,50,18p	1	5	0	3	32	30	Smith	16,839	
12 Apr '13	PHX	O	OT	R	CGY	18-16-07	2	3	50,3	0	2	1	1	31	25	MacDonald	19,289	
15 Apr '13	PHX	L		H	SJS	18-17-07	0	4		0	3	1	2	35	41	Niemi	13,094	
18 Apr '13	PHX	O	SO	R	STL	18-17-08	1	1	17p	1	3	0	2	34	30	Elliott	17,205	
20 Apr '13	PHX	W	SO	R	CHI	19-17-08	2	2	16,17	0	5	2	4	31	38	Smith	22,272	
22 Apr '13	PHX	L		R	DET	19-18-08	0	4		0	4	3	5	34	23	Howard	20,066	
24 Apr '13	PHX	W		H	SJS	20-18-08	2	1	29,3p	1	4	0	2	32	34	Smith	12,588	
26 Apr '13	PHX	O	SO	H	COL	20-18-09	4	4	6,50,36p,50p	2	6	2	4	37	28	Varlamov	16,011	
27 Apr '13	PHX	W		R	ANA	21-18-09	5	3	17,24,17,17s,50	0	2	1	4	31	46	LaBarbera	17,442	



2012-13 INDIVIDUAL SCORING SUMMARY

POS	Player	GP	TOI/G	G	A	PTS	+/-	PIM	PP	SHG	GW	S	PCTG
D	Keith Yandle	48	22:14	10	20	30	4	54	5	0	3	130	7.7
R	Radim Vrbata	34	18:18	12	16	28	6	14	2	1	1	106	11.3
R	Shane Doan	48	18:03	13	14	27	6	37	0	0	2	129	10.1
L	Mikkel Boedker	48	18:28	7	19	26	0	12	3	0	2	83	8.4
D	Oliver Ekman-Larsson	48	25:05	3	21	24	5	26	0	0	1	101	3.0
C	Martin Hanzal	39	18:32	11	12	23	2	24	4	0	2	93	11.8
C	Antoine Vermette	48	18:14	13	8	21	-3	36	3	0	3	91	14.3
R	Dave Moss	45	15:33	5	15	20	3	21	1	1	0	82	6.1
C	Kyle Chipchura	46	9:41	5	9	14	1	50	0	0	0	37	13.5
C	Boyd Gordon	48	15:00	4	10	14	0	8	0	0	0	59	6.8
L	Steve Sullivan	33	14:21	5	7	12	-8	20	2	0	0	48	10.4
L	Raffi Torres	28	12:59	5	7	12	-1	13	0	0	0	40	12.5
L	Lauri Korpikoski	36	17:07	6	5	11	-3	12	1	0	0	83	7.2
C	Rob Klinkhamer	22	12:13	5	6	11	7	10	1	0	1	34	14.7
D	Derek Morris	39	21:23	0	11	11	-6	36	0	0	0	68	0.0
D	*Michael Stone	40	16:41	5	4	9	2	16	1	0	0	50	10.0
C	Matthew Lombardi	21	14:08	4	4	8	0	4	1	0	1	39	10.3
D	Rostislav Klesla	38	17:37	2	6	8	0	22	0	0	0	44	4.5
R	Nick Johnson	17	9:57	4	2	6	3	0	1	0	1	23	17.4
D	David Schlemko	30	17:13	1	5	6	8	12	0	0	0	35	2.9
L	Paul Bissonnette	28	5:25	0	6	6	2	36	0	0	0	13	0.0
R	Chris Conner	12	11:22	1	1	2	3	2	0	0	0	15	6.7
D	Zbynek Michalek	34	21:18	0	2	2	4	14	0	0	0	42	0.0
D	David Rundblad	8	13:44	0	1	1	-5	0	0	0	0	9	0.0
C	Alexandre Bolduc	14	7:37	0	0	0	-4	2	0	0	0	17	0.0
D	*Chris Summers	6	12:39	0	0	0	-3	9	0	0	0	5	0.0
C	*Chris Brown	5	7:38	0	0	0	0	2	0	0	0	6	0.0
C	*Andy Miele	1	9:02	0	0	0	1	0	0	0	0	0	0.0
NO.	Goalie	GP	MINS	W	L	OT	SA	GA	GAA	SV	SV%	SO	PIM
41	Mike Smith	34	1,955:33	15	12	5	938	84	2.58	854	.910	5	0
1	Jason LaBarbera	15	725:55	4	6	2	418	32	2.64	386	.923	0	0
31	Chad Johnson	4	246:37	2	0	2	108	5	1.21	103	.954	1	0

2012-13 CATEGORY LEADERS

GAMES PLAYED

Keith Yandle	48
Shane Doan	48
Mikkel Boedker	48
Oliver Ekman-Larsson	48
Antoine Vermette	48
Boyd Gordon	48

GOALS

Shane Doan	13
Antoine Vermette	13
Radim Vrbata	12
Martin Hanzal	11
Keith Yandle	10

ASSISTS

Oliver Ekman-Larsson	21
Keith Yandle	20
Mikkel Boedker	19
Radim Vrbata	16
Dave Moss	15

POINTS

Keith Yandle	30
Radim Vrbata	28
Shane Doan	27
Mikkel Boedker	26
Oliver Ekman-Larsson	24
Martin Hanzal	23

PENALTY MINUTES

Keith Yandle	54
Kyle Chipchura	50
Shane Doan	37
Antoine Vermette	36
Paul Bissonnette	36
Derek Morris	36

PP GOALS

Keith Yandle	5
Martin Hanzal	4
Antoine Vermette	3
Mikkel Boedker	3
Radim Vrbata	2

PP ASSISTS

Radim Vrbata	10
Oliver Ekman-Larsson	8
Keith Yandle	5
Mikkel Boedker	4

PP POINTS

Radim Vrbata	12
Keith Yandle	10
Oliver Ekman-Larsson	8
Martin Hanzal	7
Mikkel Boedker	7

SH GOALS

Radim Vrbata	1
Dave Moss	1

GW GOALS

Keith Yandle	3
Antoine Vermette	3
Martin Hanzal	2
Mikkel Boedker	2
Shane Doan	2

OVERTIME GOALS

Shane Doan	1
------------	---

SHOTS

Keith Yandle	130
Shane Doan	129
Radim Vrbata	106
Oliver Ekman-Larsson	101
Martin Hanzal	93

PLUS/MINUS

David Schlemko	+8
Rob Klinkhammer	+7
Radim Vrbata	+6
Shane Doan	+6
Oliver Ekman-Larsson	+5

SHOOTING PERCENTAGE

Antoine Vermette	14.3%
Kyle Chipchura	13.5%
Martin Hanzal	11.8%
Radim Vrbata	11.3%
Shane Doan	10.1%
Minimum 30 games	

AVG TIME ON ICE PER GAME

Oliver Ekman-Larsson	25:05
Keith Yandle	22:14
Derek Morris	21:23
Zbynek Michalek	21:18
Martin Hanzal	18:32

BLOCKED SHOTS

Zbynek Michalek	87
Derek Morris	69
Michael Stone	64
Rostislav Klesla	60
David Schlemko	57

HITS

Shane Doan	118
Martin Hanzal	100
Derek Morris	92
Michael Stone	89
Mikkel Boedker	77

TAKEAWAYS

Mikkel Boedker	27
Martin Hanzal	24
Antoine Vermette	24
Shane Doan	23
Oliver Ekman-Larsson	21

GIVEAWAYS

Keith Yandle	30
Oliver Ekman-Larsson	23
Shane Doan	20
Martin Hanzal	17
Derek Morris	15

FACEOFFS TAKEN

Antoine Vermette	839
Boyd Gordon	789
Martin Hanzal	637
Kyle Chipchura	261

FACEOFFS WON

Antoine Vermette	482
Boyd Gordon	452
Martin Hanzal	298
Kyle Chipchura	126

FACEOFF WIN PERCENTAGE

Antoine Vermette	57.4%
Boyd Gordon	57.3%
Kyle Chipchura	48.3%
Martin Hanzal	46.8%
Minimum 100 faceoffs taken	

WINS

Mike Smith	15
Jason LaBarbera	4
Chad Johnson	2

GOALS AGAINST AVERAGE

Mike Smith	2.58
Jason LaBarbera	2.64

SAVE PERCENTAGE

Jason LaBarbera	.923
Mike Smith	.910

SHUTOUTS

Mike Smith	5
Chad Johnson	1



2012-13 HOME & ROAD SCORING BREAKDOWN

Player	GP	HOME			GP	ROAD			GP	TOTAL		
		G	A	P		G	A	P		G	A	P
Keith Yandle	24	8	15	23	24	2	5	7	48	10	20	30
Radim Vrbata	17	1	10	11	17	11	6	17	34	12	16	28
Shane Doan	24	9	8	17	24	4	6	10	48	13	14	27
Mikkel Boedker	24	6	12	18	24	1	7	8	48	7	19	26
Oliver Ekman-Larsson	24	2	15	17	24	1	6	7	48	3	21	24
Martin Hanzal	19	8	6	14	20	3	6	9	39	11	12	23
Antoine Vermette	24	7	7	14	24	6	1	7	48	13	8	21
Dave Moss	23	3	10	13	22	2	5	7	45	5	15	20
Kyle Chipchura	24	1	7	8	22	4	2	6	46	5	9	14
Boyd Gordon	24	1	7	8	24	3	3	6	48	4	10	14
Raffi Torres	14	3	6	9	14	2	1	3	28	5	7	12
Steve Sullivan	17	4	6	10	16	1	1	2	33	5	7	12
Lauri Korpikoski	20	4	2	6	16	2	3	5	36	6	5	11
Rob Klinkhammer	9	4	1	5	13	1	5	6	22	5	6	11
Derek Morris	20	0	7	7	19	0	4	4	39	0	11	11
Michael Stone	20	3	2	5	20	2	2	4	40	5	4	9
Matthew Lombardi	8	2	2	4	13	2	2	4	21	4	4	8
Rostislav Klesla	17	1	2	3	21	1	4	5	38	2	6	8
Nick Johnson	10	3	1	4	7	1	1	2	17	4	2	6
David Schlemko	15	1	2	3	15	0	3	3	30	1	5	6
Paul Bissonnette	14	0	1	1	14	0	5	5	28	0	6	6
Chris Conner	5	1	0	1	7	0	1	1	12	1	1	2
Zbynek Michalek	18	0	1	1	16	0	1	1	34	0	2	2
David Rundblad	4	0	0	0	4	0	1	1	8	0	1	1
Chris Brown	3	0	0	0	2	0	0	0	5	0	0	0
Alexandre Bolduc	6	0	0	0	8	0	0	0	14	0	0	0
Chris Summers	4	0	0	0	2	0	0	0	6	0	0	0
Andy Miele	1	0	0	0	0	0	0	0	1	0	0	0

GOALTENDER		GP	W	L	OT	SA	GA	GAA	SAVES	SV%	SO
Mike Smith	Home Totals	17	10	4	1	418	43	2.80	375	.897	3
	Road Totals	17	5	8	4	520	41	2.37	479	.921	2
	Seas. Totals	34	15	12	5	938	84	2.58	854	.910	5
Jason LaBarbera	Home Totals	8	2	4	0	199	14	2.42	185	.930	0
	Road Totals	7	2	2	2	219	18	2.85	201	.918	0
	Seas. Totals	15	4	6	2	418	32	2.64	386	.923	0
Chad Johnson	Home Totals	3	2	0	1	78	4	1.32	74	.949	1
	Road Totals	1	0	0	1	30	1	0.92	29	.967	0
	Seas. Totals	4	2	0	2	108	5	1.21	103	.954	1

PLAYER GAME-BY-GAME STATS

DATE	OPP.	RUNDBLAD #2	YANDLE #3	MICHALEK #4	SCHLEMKO #6	LOMBARDI #8	HANZAL #11	BISSONNETTE #12
JAN 19	@ DAL	0-0 2/-2 18:23	0-1 4/0 21:42	0-0 1/1 18:36	DND	0-1 1/0 10:59	0-1 0/-1 17:26	DND
JAN 20	VS CHI	DND	0-1 4/0 18:26	0-0 1/-1 20:01	0-2 2/2 18:29	0-0 0/-1 15:19	1-0 2/-1 18:57	0-0 1/0 5:23
JAN 23	VS CBJ	MIN	0-0 2/1 19:09	0-0 1/3 18:32	0-0 2/-1 18:45	0-1 1/1 16:17	INJ	0-0 0/0 8:50
JAN 24	@ SJS	MIN	0-0 3/0 18:54	0-0 1/0 21:54	0-0 1/-1 17:01	0-0 1/0 6:56	INJ	0-0 0/0 3:02
JAN 26	VS LAK	DND	0-0 2/1 23:34	0-0 0/-2 16:28	0-0 0/-1 16:24	INJ	0-0 3/0 21:38	DND
JAN 28	VS NSH	0-0 0/1 15:11	1-2 3/2 25:46	0-0 2/0 18:49	0-0 1/1 13:09	INJ	INJ	0-0 0/1 5:54
JAN 30	VS EDM	0-0 2/0 11:13	0-0 1/0 23:15	0-0 1/-1 21:33	0-0 3/0 17:44	INJ	INJ	0-0 0/0 3:34
FEB 1	@ DAL	MIN	0-0 0/-1 21:57	0-0 1/1 22:16	0-0 0/0 19:55	INJ	2-0 5/1 21:41	0-0 0/-1 5:13
FEB 2	VS DAL	MIN	0-0 2/0 21:17	0-0 0/0 18:38	0-0 2/1 22:20	INJ	0-1 1/0 18:05	DND
FEB 4	VS MIN	DND	0-1 2/1 27:34	0-1 5/0 21:19	0-0 1/0 3:31	INJ	1-0 (W) 1/0 16:50	DND
FEB 7	VS CHI	MIN	0-0 1/-2 15:35	0-0 0/-1 20:56	INJ	INJ	1-0 5/0 14:11	DND
FEB 9	@ SJS	MIN	0-0 3/0 23:14	0-0 1/0 25:02	INJ	INJ	0-0 2/0 12:49	DND
FEB 11	@ COL	MIN	0-0 2/0 23:59	0-0 3/1 21:04	INJ	INJ	0-0 2/0 20:58	0-0 0/0 2:16
FEB 14	@ NSH	0-0 0/-1 20:01	0-0 4/-2 25:28	0-0 0/-1 22:31	INJ	INJ	0-0 1/-1 18:51	DND
FEB 16	VS CBJ	0-0 2/-2 13:12	0-3 9/2 27:53	0-0 3/0 21:02	INJ	INJ	2-1 (W) 4/1 19:46	0-0 0/0 3:58
FEB 18	VS CGY	0-0 2/0 14:04	1-0 (W) 5/1 26:36	0-0 1/3 20:23	INJ	INJ	0-0 1/0 16:32	0-0 1/0 7:40
FEB 23	@ EDM	0-0 1/-1 12:11	0-0 1/-1 30:21	0-0 1/1 26:12	INJ	1-0 3/0 17:59	INJ	0-1 2/1 4:11
FEB 24	@ CGY	DND	0-0 3/0 22:37	0-1 1/1 21:34	INJ	0-1 3/0 17:06	INJ	0-1 1/0 5:45
FEB 26	@ VAN	0-1 0/0 5:37	0-0 3/0 24:03	0-0 0/1 27:14	INJ	0-0 2/-2 15:38	INJ	0-1 0/1 6:19
FEB 28	VS MIN	DND	1-0 3/0 22:42	0-0 3/0 20:55	INJ	0-0 1/1 14:58	INJ	0-0 0/1 7:53
MAR 2	VS ANA	DND	0-1 3/-1 20:49	0-0 1/2 26:44	INJ	1-0 5/0 19:22	INJ	0-0 1/0 5:46
MAR 4	VS ANA	DND	1-0 4/1 24:17	0-0 2/0 17:55	INJ	0-1 2/1 17:37	0-0 8/-1 18:10	DND
MAR 6	@ ANA	DND	0-0 3/-1 21:59	0-0 1/0 17:40	INJ	0-0 1/0 16:01	0-0 3/0 17:47	DND
MAR 7	VS STL	DND	1-0 6/-1 23:16	0-0 0/-3 17:46	INJ	0-0 1/-1 9:30	0-1 1/0 17:47	0-0 1/-1 6:41
MAR 9	VS DAL	MIN	0-0 3/0 19:11	0-0 0/1 23:18	INJ	INJ	0-0 2/0 18:54	DND
MAR 12	VS LAK	MIN	0-1 3/1 23:26	INJ	INJ	INJ	0-1 0/1 19:07	0-0 0/0 6:01
MAR 14	@ STL	MIN	0-0 2/-2 20:53	INJ	0-0 1/0 15:57	0-0 3/0 14:42	0-0 2/-2 15:50	DND
MAR 16	@ CBJ	MIN	0-0 5/0 22:23	INJ	0-0 1/0 17:45	0-0 3/0 13:20	0-0 3/0 19:43	0-0 2/0 4:46
MAR 18	@ LAK	MIN	0-0 2/0 24:26	INJ	0-0 1/-1 19:07	0-0 2/0 16:58	0-0 1/-1 15:40	0-0 0/-1 5:48
MAR 19	@ LAK	MIN	0-1 1/0 21:30	INJ	0-0 1/0 24:49	0-0 0/1 15:14	0-0 4/0 15:30	DND
MAR 21	VS VAN	MIN	0-0 2/-2 21:56	INJ	0-0 2/0 24:10	0-0 2/-1 12:36	0-0 2/0 18:41	DND
MAR 25	VS DET	MIN	0-1 6/0 18:50	INJ	0-0 1/0 23:38	DND	1-0 3/0 16:45	DND
MAR 27	@ MIN	MIN	0-1 2/0 18:01	INJ	0-0 0/-1 24:03	0-0 1/0 10:15	0-0 3/-1 18:50	DND
MAR 28	@ NSH	MIN	1-0 (W) 3/2 16:34	INJ	0-1 1/3 17:28	1-0 2/0 12:22	1-2 3/1 16:32	0-1 1/1 8:07
MAR 30	@ SJS	MIN	0-0 2/1 23:09	INJ	0-1 0/1 21:26	0-0 2/0 13:41	0-0 2/1 19:42	DND
APR 2	VS LAK	MIN	2-0 2/2 19:34	INJ	0-0 0/2 20:48	1-0 (W) 3/1 10:06	0-0 1/-1 20:19	DND
APR 4	VS DET	MIN	0-2 4/2 17:09	INJ	0-0 0/0 2:10	DND	1-1 3/2 18:38	0-0 0/0 2:40
APR 6	VS COL	DND	0-0 0/1 20:27	INJ	0-0 0/1 19:11	TO ANA	1-1 2/1 17:49	0-0 0/0 8:52
APR 8	@ VAN	DND	0-0 1/-2 21:22	INJ	0-0 1/-1 14:57		0-0 4/-1 21:00	0-0 0/0 2:59
APR 10	@ EDM	MIN	0-0 1/1 21:58	0-0 0/1 21:46	0-0 1/-1 9:56		0-0 1/0 19:16	DND
APR 12	@ CGY	MIN	1-0 3/-1 24:13	0-0 0/-1 22:47	0-0 2/1 17:00		0-0 1/1 20:11	0-0 0/0 4:22
APR 15	VS SJS	MIN	0-0 3/-1 23:58	0-0 1/-1 18:49	0-0 2/0 7:58		0-0 4/0 21:36	DND
APR 18	@ STL	MIN	0-0 3/-1 23:12	0-0 0/0 23:54	DND		0-1 3/-1 21:01	0-0 1/0 2:34
APR 20	@ CHI	MIN	0-0 3/0 28:08	0-0 2/1 23:34	0-0 1/0 19:50		0-0 2/2 22:49	0-0 0/0 2:42
APR 22	@ DET	MIN	0-0 1/-1 23:34	0-0 3/0 19:43	0-0 1/-1 16:36		0-0 1/-1 21:26	DND
APR 24	VS SJS	MIN	1-0 (W) 4/0 18:44	0-0 0/-1 18:40	0-0 3/0 16:21		0-0 2/1 18:01	0-0 0/0 5:58
APR 26	VS COL	MIN	0-3 0/1 22:25	0-0 4/-1 23:23	1-0 4/1 15:58		0-0 1/0 16:41	0-1 2/0 7:13
APR 27	@ ANA	MIN	0-2 1/3 18:26	0-0 2/0 23:26	0-1 0/3 20:05		0-2 4/2 17:	0-1 0/0 7:26



PLAYER GAME-BY-GAME STATS

DATE	OPP.	CONNER #14	GORDON #15	KLESLA #16	VRBATA #17	MOSS #18	DOAN #19	SUMMERS #20
JAN 19	@ DAL	MIN	0-0 1/0 12:54	0-0 1/-2 14:40	2-1 4/-1 15:11	0-0 3/0 15:00	0-0 3/0 17:51	MIN
JAN 20	VS CHI	MIN	0-0 0/-1 15:05	0-0 1/-1 19:11	0-0 1/-1 18:06	1-0 3/-1 14:44	1-1 6/1 19:21	MIN
JAN 23	VS CBJ	MIN	0-1 0/1 16:06	INJ	0-0 7/1 16:28	0-1 1/1 14:09	0-1 3/1 16:20	MIN
JAN 24	@ SJS	MIN	0-1 0/0 16:27	INJ	0-1 4/0 18:03	0-1 2/1 15:32	0-0 6/-3 19:35	MIN
JAN 26	VS LAK	MIN	0-0 0/-3 11:09	INJ	0-1 6/0 21:05	0-0 3/-3 13:21	1-0 3/0 14:36	MIN
JAN 28	VS NSH	MIN	0-1 1/1 17:19	INJ	0-1 2/0 16:25	0-0 1/1 14:46	0-0 2/1 18:19	MIN
JAN 30	VS EDM	MIN	0-0 0/0 16:42	INJ	0-1 2/0 20:18	0-1 1/0 16:50	0-0 3/-1 21:35	MIN
FEB 1	@ DAL	MIN	0-0 2/0 17:16	INJ	1-1 2/0 21:39	0-1 3/1 17:27	0-0 5/0 18:12	MIN
FEB 2	VS DAL	MIN	0-0 3/0 15:44	INJ	0-0 1/0 18:51	0-0 1/0 14:45	0-0 3/0 16:06	MIN
FEB 4	VS MIN	MIN	0-1 0/1 15:10	INJ	0-1 2/0 15:23	0-0 2/1 15:35	0-0 1/0 13:31	MIN
FEB 7	VS CHI	MIN	0-0 2/0 16:09	DND	0-1 1/0 10:39	0-0 1/0 14:13	0-0 1/-1 12:42	0-0 2/0 20:04
FEB 9	@SJS	MIN	0-0 0/0 16:39	0-0 3/0 18:56	0-0 2/0 17:00	0-0 2/0 17:36	0-0 0/0 18:56	DND
FEB 11	@ COL	MIN	0-0 1/0 13:15	0-0 1/0 17:36	0-0 5/0 22:19	0-0 1/0 16:44	2-1 (W) 3/1 16:24	DND
FEB 14	@ NSH	MIN	0-0 2/-1 11:07	0-0 0/0 20:55	0-0 2/0 18:00	0-0 1/0 14:13	0-0 1/-2 13:41	DND
FEB 16	VS CBJ	MIN	0-0 1/-1 16:43	0-1 0/3 20:31	1-0 1/0 8:36	1-0 2/1 16:22	0-0 3/0 17:36	0-0 0/-2 8:00
FEB 18	VS CGY	MIN	0-1 2/2 18:01	0-0 1/1 24:33	INJ	0-2 2/2 16:03	0-1 2/2 17:24	0-0 2/0 14:00
FEB 23	@ EDM	MIN	0-0 1/-1 17:20	0-0 4/0 20:06	INJ	0-0 0/-1 15:13	0-0 2/0 21:04	0-0 0/0 9:40
FEB 24	@ CGY	MIN	0-0 0/-1 14:59	0-0 0/-2 17:05	INJ	0-0 4/-2 15:17	0-1 4/0 18:04	0-0 0/-2 12:43
FEB 26	@ VAN	MIN	0-0 2/0 17:09	0-0 2/0 16:18	INJ	0-0 1/0 15:57	0-0 0/-1 16:43	DND
FEB 28	VS MIN	MIN	0-0 1/0 14:57	1-0 2/-1 13:13	INJ	0-0 0/0 14:04	1-0 1/0 18:01	MIN
MAR 2	VS ANA	MIN	0-0 0/1 12:30	0-0 0/0 17:34	INJ	0-1 1/2 15:05	0-1 2/0 19:10	MIN
MAR 4	VS ANA	MIN	0-0 3/0 12:29	0-0 1/-1 19:54	INJ	0-1 1/0 14:03	1-0 3/1 19:45	MIN
MAR 6	@ ANA	MIN	0-0 1/0 11:14	0-0 1/0 20:40	INJ	0-0 2/-1 12:30	0-0 0/-1 18:18	MIN
MAR 7	VS STL	MIN	0-1 0/-1 9:48	0-0 0/0 16:43	INJ	1-0 3/-1 17:14	1-0 3/0 17:27	MIN
MAR 9	VS DAL	MIN	0-1 2/1 15:39	0-0 0/1 17:02	INJ	0-1 1/1 13:28	1-0 1/1 14:22	MIN
MAR 12	VS LAK	MIN	0-0 1/1 18:55	0-1 1/1 20:10	INJ	0-1 4/1 16:33	1-1 3/2 13:40	0-0 1/1 11:28
MAR 14	@ STL	MIN	0-0 0/0 13:57	0-0 1/-1 18:45	INJ	0-0 0/-1 15:25	0-0 2/-1 17:05	DND
MAR 16	@ CBJ	MIN	0-0 2/0 11:23	0-0 1/0 22:11	INJ	0-0 1/0 15:15	0-0 4/0 21:11	DND
MAR 18	@ LAK	MIN	0-0 1/0 13:17	0-0 1/-1 14:28	INJ	0-0 2/0 13:21	0-0 3/0 18:46	DND
MAR 19	@ LAK	MIN	0-0 1/0 11:40	0-0 4/-1 13:50	0-0 4/0 16:39	INJ	2-0 11/1 18:59	DND
MAR 21	VS VAN	MIN	0-0 0/-1 9:34	0-0 0/-1 14:55	0-1 4/0 18:56	INJ	0-0 4/0 20:08	DND
MAR 25	VS DET	MIN	0-0 1/0 13:14	0-0 2/0 17:42	0-1 4/0 16:40	0-1 1/0 12:12	0-0 0/0 18:34	MIN
MAR 27	@ MIN	MIN	1-1 2/1 16:29	0-0 1/1 17:20	0-0 0/-1 17:59	0-2 2/2 15:14	0-1 3/0 18:13	MIN
MAR 28	@ NSH	MIN	0-0 2/0 14:25	0-4 0/2 19:26	2-1 3/2 17:16	1-0 3/0 16:37	0-1 1/2 15:19	MIN
MAR 30	@SJS	MIN	1-0 1/1 14:58	0-0 0/0 19:30	1-0 4/1 19:44	0-0 0/1 15:22	0-1 1/1 21:30	MIN
APR 2	VS LAK	MIN	0-0 2/0 14:11	0-0 3/0 17:04	0-0 3/-1 20:31	0-0 2/0 14:24	0-0 4/-1 21:49	MIN
APR 4	VS DET	1-0 3/2 9:44	0-0 0/0 19:10	0-0 1/1 23:01	0-0 3/1 17:51	0-0 1/0 19:30	1-0 (W) 7/2 17:53	MIN
APR 6	VS COL	0-0 2/1 10:08	1-0 2/1 15:15	0-0 3/0 18:45	0-2 3/1 17:34	0-1 2/1 13:57	1-1 3/1 17:43	MIN
APR 8	@ VAN	0-0 0/0 9:26	0-0 1/0 17:50	0-0 0/0 18:00	0-0 3/-1 21:54	0-0 4/0 16:53	0-0 0/-1 20:43	MIN
APR 10	@ EDM	0-0 2/0 11:27	1-1 6/1 19:23	0-0 0/0 6:40	0-0 4/0 18:49	1-1 2/1 19:10	0-0 2/0 21:17	MIN
APR 12	@ CGY	0-1 2/1 15:19	0-0 0/-1 14:27	DND	0-1 2/1 21:20	0-0 3/-1 17:53	0-0 3/1 21:06	MIN
APR 15	VS SJS	0-0 0/-1 12:08	0-0 3/-1 14:18	0-0 1/-1 9:05	0-0 2/0 19:08	0-0 3/-1 19:01	0-0 2/-1 22:59	MIN
APR 18	@ STL	0-0 2/0 12:20	0-0 1/0 15:49	0-0 1/0 17:16	1-0 5/-1 21:15	0-0 3/0 16:30	0-0 2/0 14:26	MIN
APR 20	@ CHI	0-0 1/0 12:26	0-0 2/0 15:48	1-0 2/1 18:29	1-0 6/2 22:30	0-0 3/0 16:54	0-0 4/0 19:45	MIN
APR 22	@ DET	0-0 0/0 7:52	0-0 2/0 14:50	0-0 1/0 13:49	0-0 5/-1 20:37	0-0 0/-1 15:17	0-0 5/-1 16:54	MIN
APR 24	VS SJS	0-0 1/0 13:49	0-0 1/0 15:11	0-0 1/1 19:16	0-1 3/1 19:06	0-0 1/0 14:28	0-2 2/1 18:49	MIN
APR 26	VS COL	0-0 0/0 8:36	0-1 2/-1 17:36	0-0 0/0 17:57	0-0 1/0 18:56	0-0 3/-1 15:39	0-0 2/0 19:13	MIN
APR 27	@ ANA	0-0 2/0 13:15	0-0 1/1 17:01	0-0 3/0 17:14	3-1 (W) 5/3 17:43	INJ	0-1 0/1 15:33	MIN

PLAYER GAME-BY-GAME STATS

DATE	OPP.	MIELE #21	EKMAN-LARSSON #23	CHIPCHURA #24	SULLIVAN #26	KORPIKOSKI #28	STONE #29	JOHNSON #32
JAN 19	@ DAL	MIN	0-0 3/1 24:39	0-0 1/0 7:29	0-0 2/-1 15:04	1-0 6/0 18:30	MIN	MIN
JAN 20	VS CHI	MIN	0-0 2/-1 23:57	0-0 0/0 4:52	0-0 0/-1 8:52	0-0 1/-1 15:08	MIN	MIN
JAN 23	VS CBJ	MIN	2-1 (W) 6/3 25:20	0-0 0/0 11:06	3-0 3/1 13:57	0-0 5/1 17:19	0-0 0/-1 18:00	MIN
JAN 24	@ SJS	MIN	0-0 1/-1 26:27	0-0 0/0 11:16	1-1 3/-2 15:51	1-0 4/0 17:26	0-0 0/-1 12:23	MIN
JAN 26	VS LAK	MIN	0-1 3/-3 25:36	0-0 0/0 7:17	0-0 0/0 16:55	0-1 3/-2 14:27	0-0 2/-2 12:18	0-0 1/0 7:43
JAN 28	VS NSH	MIN	0-1 1/0 22:03	0-0 2/0 9:01	0-0 2/0 13:25	1-0 1/1 20:13	DND	1-1 1/2 8:18
JAN 30	VS EDM	MIN	0-0 1/-1 24:07	0-0 0/0 10:30	INJ	0-0 5/-1 19:13	0-0 1/0 6:00	1-0 2/0 18:02
FEB 1	@ DAL	DND	0-2 3/2 28:27	0-0 0/-1 4:42	INJ	0-0 4/0 18:56	0-0 2/-1 14:40	0-0 2/0 15:27
FEB 2	VS DAL	0-0 0/1 9:02	0-0 6/0 25:18	0-0 0/0 12:46	INJ	0-1 0/1 14:20	0-0 1/1 13:14	1-0 (W) 1/1 9:40
FEB 4	VS MIN	MIN	0-0 0/0 26:41	0-0 1/0 13:24	0-0 1/0 12:52	1-0 4/1 19:12	0-0 4/0 16:24	0-0 3/0 12:55
FEB 7	VS CHI	MIN	0-0 2/-1 22:09	0-1 1/-1 11:55	0-0 0/-1 13:45	0-0 3/0 16:04	0-0 1/0 16:18	0-0 2/-2 12:54
FEB 9	@SJS	MIN	0-0 1/0 22:47	0-0 0/0 10:44	0-0 2/0 14:46	0-0 0/0 17:17	0-0 1/0 15:30	0-0 0/0 8:11
FEB 11	@ COL	MIN	1-0 2/1 24:35	0-2 0/3 10:12	0-0 0/0 7:23	0-1 2/-1 16:20	0-0 1/-1 13:01	DND
FEB 14	@ NSH	MIN	0-0 2/0 27:35	0-0 2/0 12:09	0-0 2/0 15:57	0-0 1/-1 13:47	MIN	0-0 0/0 10:06
FEB 16	VS CBJ	MIN	0-0 1/1 26:06	1-0 1/0 11:59	0-2 1/0 16:02	0-0 1/1 20:03	MIN	DND
FEB 18	VS CGY	MIN	0-2 2/3 21:16	0-0 0/0 8:35	0-0 2/0 13:51	0-0 1/0 16:39	MIN	0-0 2/0 9:54
FEB 23	@ EDM	MIN	0-0 1/1 29:23	1-0 4/0 7:55	0-0 6/0 17:28	0-1 3/0 20:03	DND	0-1 2/1 6:51
FEB 24	@ CGY	MIN	0-2 3/2 25:53	0-0 0/-1 11:40	0-0 1/0 17:49	0-0 0/0 18:34	1-0 2/-3 16:00	1-0 3/0 6:52
FEB 26	@ VAN	MIN	0-0 0/2 30:16	2-0 2/2 8:03	0-0 1/1 16:11	0-1 1/1 18:46	0-1 0/1 16:57	0-0 1/1 7:42
FEB 28	VS MIN	MIN	0-1 2/1 25:17	0-1 0/2 12:47	0-1 3/1 15:59	0-0 4/0 16:46	0-0 1/0 12:36	0-0 1/0 10:29
MAR 2	VS ANA	MIN	0-1 2/2 26:05	0-0 4/1 13:14	1-0 5/-1 17:27	2-0 5/2 18:13	0-0 1/0 17:33	0-0 0/0 6:33
MAR 4	VS ANA	MIN	0-2 3/-1 25:42	0-2 1/2 14:53	0-1 1/-1 15:16	0-0 0/0 18:48	1-0 2/2 18:33	DND
MAR 6	@ ANA	MIN	0-0 1/-2 21:47	0-0 0/0 13:32	0-0 1/-1 15:50	0-0 1/-1 14:39	0-0 0/0 14:51	0-0 1/0 10:09
MAR 7	VS STL	MIN	0-0 3/-3 24:46	0-0 0/-4 9:51	0-1 2/-1 16:23	0-0 1/0 17:45	0-0 1/0 16:41	DND
MAR 9	VS DAL	MIN	0-1 2/1 24:20	0-0 2/0 9:59	0-0 0/1 12:09	0-0 1/0 19:35	0-0 1/1 18:01	0-0 1/0 7:29
MAR 12	VS LAK	MIN	0-0 0/2 24:27	0-0 1/1 6:47	0-1 0/1 12:04	0-0 0/0 20:21	0-0 0/2 16:16	DND
MAR 14	@ STL	MIN	0-0 4/-1 23:20	0-0 0/-1 7:11	0-0 2/-1 14:17	0-0 4/-1 13:49	0-0 0/0 20:13	MIN
MAR 16	@ CBJ	MIN	0-0 6/0 26:10	DND	0-0 1/0 16:44	0-0 2/0 16:47	0-0 1/0 20:16	MIN
MAR 18	@ LAK	MIN	0-0 0/-1 23:03	0-0 2/0 10:10	0-0 1/-1 14:05	0-0 2/-1 15:29	0-0 2/0 12:40	MIN
MAR 19	@ LAK	MIN	0-0 2/1 25:38	0-0 0/0 7:46	0-0 2/-1 14:04	0-0 2/0 15:41	0-0 0/-1 12:35	MIN
MAR 21	VS VAN	MIN	0-1 3/0 25:07	0-0 0/0 6:58	0-0 0/0 14:37	0-0 2/-2 11:15	0-0 2/0 13:52	MIN
MAR 25	VS DET	MIN	0-1 2/0 23:31	0-0 0/0 9:47	0-0 1/0 14:03	0-0 3/0 15:25	0-0 1/0 15:01	MIN
MAR 27	@ MIN	MIN	0-0 2/-2 27:45	0-0 0/-2 7:26	0-0 1/0 16:00	INJ	1-0 1/2 17:31	MIN
MAR 28	@ NSH	MIN	0-0 1/-2 22:34	DND	0-0 0/-1 14:19	INJ	0-0 2/-2 21:01	MIN
MAR 30	@SJS	MIN	0-0 3/0 25:05	0-0 1/-1 12:52	0-0 1/0 11:22	INJ	0-0 0/0 17:57	MIN
APR 2	VS LAK	MIN	0-0 2/0 23:04	0-2 1/2 12:02	0-0 1/0 9:06	INJ	0-0 1/0 21:19	MIN
APR 4	VS DET	MIN	0-0 3/1 26:18	0-0 0/0 5:13	DND	INJ	1-1 2/2 25:42	MIN
APR 6	VS COL	MIN	0-2 0/2 23:11	0-0 2/0 8:42	TO NJD	INJ	0-0 3/2 19:12	MIN
APR 8	@ VAN	MIN	0-0 0/-1 26:28	0-0 0/-1 7:28		INJ	0-0 1/0 18:21	MIN
APR 10	@ EDM	MIN	0-0 2/1 27:48	0-0 1/0 4:17		INJ	0-0 2/-1 11:44	MIN
APR 12	@ CGY	MIN	0-0 2/0 25:26	0-0 2/0 11:30		INJ	0-0 0/1 16:19	MIN
APR 15	VS SJS	MIN	0-0 4/-1 23:05	0-0 1/0 10:07		INJ	0-0 0/-1 16:49	MIN
APR 18	@ STL	MIN	0-1 4/0 29:00	0-0 0/0 15:12		INJ	0-0 2/0 16:25	MIN
APR 20	@ CHI	MIN	0-0 1/1 20:18	0-0 0/0 9:45		INJ	0-1 1/1 19:44	DND
APR 22	@ DET	MIN	0-0 1/0 28:06	0-0 0/0 6:58		0-0 4/0 14:53	DND	MIN
APR 24	VS SJS	MIN	0-1 4/-1 22:53	0-0 0/0 6:18		0-0 4/-1 17:48	1-0 3/1 24:06	MIN
APR 26	VS COL	MIN	0-0 2/-1 26:06	0-1 3/0 11:36		0-0 2/1 18:42	0-1 2/0 24:37	MIN
APR 27	@ ANA	MIN	0-1 0/0 25:42	1-0 2/0 8:03		0-0 1/0 18:13	0-0 3/0 16:48	MIN



PLAYER GAME-BY-GAME STATS

DATE	OPP.	KLINKHAMMER #36	TORRES #37	BROWN #44	BOLDUC #49	VERMETTE #50	MORRIS #53	BOEDKER #89
JAN 19	@ DAL	MIN	SUS	MIN	0-0 1/0 5:45	0-0 1/0 18:41	0-0 4/0 22:06	0-0 2/0 19:26
JAN 20	VS CHI	MIN	SUS	MIN	DND	1-0 2/1 18:34	0-1 0/-1 20:02	0-1 3/2 17:50
JAN 23	VS CBJ	MIN	SUS	MIN	0-0 3/0 8:56	0-2 1/1 16:34	0-1 3/1 18:26	0-2 4/1 17:47
JAN 24	@ SJS	MIN	SUS	MIN	0-0 0/0 4:37	1-0 4/-2 20:39	0-1 3/-1 23:12	0-1 2/0 20:54
JAN 26	VS LAK	MIN	SUS	MIN	0-0 1/-1 8:25	0-0 2/0 18:01	0-0 1/1 22:28	1-0 3/0 22:39
JAN 28	VS NSH	MIN	SUS	MIN	0-0 2/0 13:50	1-0 (W) 2/2 18:05	0-1 2/2 25:09	0-0 0/0 18:38
JAN 30	VS EDM	MIN	SUS	MIN	0-0 2/-1 10:47	0-0 1/0 21:55	0-0 2/0 24:14	0-0 1/0 21:32
FEB 1	@ DAL	MIN	SUS	MIN	0-0 0/-1 5:42	0-0 2/0 19:00	0-0 0/-1 23:08	0-1 3/1 20:32
FEB 2	VS DAL	MIN	0-0 4/0 11:53	MIN	DND	0-0 2/0 17:09	0-1 5/0 19:21	1-0 2/0 17:31
FEB 4	VS MIN	MIN	0-0 2/0 10:19	MIN	DND	0-0 1/0 15:06	0-0 1/1 24:39	0-0 3/0 15:35
FEB 7	VS CHI	MIN	1-0 1/-1 10:50	MIN	MIN	0-0 0/-2 17:39	0-0 1/-2 23:14	0-1 0/-1 14:49
FEB 9	@SJS	MIN	0-0 1/0 13:18	MIN	MIN	0-0 0/0 19:21	0-0 1/0 22:53	0-0 2/0 17:01
FEB 11	@ COL	MIN	0-0 0/1 12:12	MIN	MIN	0-0 1/-2 19:12	0-0 4/1 25:26	0-0 2/0 23:10
FEB 14	@ NSH	MIN	0-0 0/0 12:04	MIN	MIN	0-0 0/0 18:01	0-0 0/0 3:30	0-0 1/-1 18:45
FEB 16	VS CBJ	MIN	0-1 0/0 9:55	MIN	MIN	0-1 3/1 18:40	INJ	0-1 3/0 17:37
FEB 18	VS CGY	MIN	1-1 4/2 16:10	MIN	MIN	1-1 4/2 17:37	INJ	1-0 3/2 18:42
FEB 23	@ EDM	MIN	0-0 0/0 15:33	MIN	MIN	0-0 4/0 21:38	INJ	0-1 1/0 20:51
FEB 24	@ CGY	MIN	2-0 2/1 14:09	MIN	MIN	0-0 0/0 18:28	INJ	0-0 0/-3 17:52
FEB 26	@ VAN	MIN	0-0 3/-2 14:20	MIN	MIN	1-1 (W) 2/3 19:18	INJ	1-1 2/2 17:29
FEB 28	VS MIN	MIN	0-0 1/0 13:01	MIN	MIN	0-0 1/-3 17:37	0-1 2/-1 24:02	0-2 2/-1 15:33
MAR 2	VS ANA	DND	0-1 2/0 17:41	DND	MIN	0-1 0/-1 18:56	0-0 4/-1 21:33	0-1 1/-1 17:50
MAR 4	VS ANA	MIN	0-0 1/0 10:54	0-0 0/0 6:52	MIN	1-0 3/-1 18:42	0-0 3/-1 23:39	0-0 2/-1 19:59
MAR 6	@ ANA	MIN	0-0 0/-1 14:22	MIN	MIN	0-0 0/-1 15:23	0-0 2/-1 23:03	0-0 0/-1 18:41
MAR 7	VS STL	MIN	0-0 1/-1 15:26	MIN	MIN	0-0 1/0 17:00	0-1 1/-1 21:22	0-0 1/-2 16:34
MAR 9	VS DAL	1-0 (W) 3/1 13:15	0-0 1/0 10:03	MIN	MIN	0-1 0/1 15:48	0-0 0/0 18:08	0-0 1/0 19:36
MAR 12	VS LAK	1-0 3/1 11:21	1-1 5/2 11:23	MIN	MIN	0-0 3/1 15:31	0-1 0/1 24:19	2-0 (W) 4/1 20:30
MAR 14	@ STL	0-0 1/0 8:38	0-0 0/-1 15:50	MIN	MIN	0-0 3/-1 16:15	0-0 1/-2 21:34	0-0 2/0 16:19
MAR 16	@ CBJ	0-0 2/0 11:00	0-0 2/0 14:05	MIN	MIN	0-0 2/0 21:02	0-0 0/0 21:06	0-0 1/0 20:53
MAR 18	@ LAK	DND	0-0 2/0 15:00	MIN	MIN	0-0 2/-1 16:21	0-0 0/-1 24:09	0-0 3/-1 15:02
MAR 19	@ LAK	0-0 2/0 7:12	0-1 2/0 13:23	MIN	MIN	0-0 3/-1 18:18	0-1 3/1 20:52	0-1 0/0 17:29
MAR 21	VS VAN	0-0 0/-1 5:29	0-0 1/-1 15:18	MIN	MIN	1-0 6/0 19:58	0-0 3/-1 17:39	0-0 1/0 20:20
MAR 25	VS DET	1-0 1/0 7:08	0-0 1/0 12:09	MIN	MIN	0-0 1/0 21:22	0-0 1/0 19:25	0-0 1/0 16:50
MAR 27	@ MIN	1-1 2/2 12:23	0-0 1/-2 8:15	MIN	MIN	0-0 3/-2 18:15	0-0 1/-2 20:55	0-0 2/1 17:58
MAR 28	@ NSH	0-1 1/0 9:49	0-0 1/1 11:26	MIN	MIN	1-0 1/1 16:26	0-0 3/1 23:32	0-1 1/0 16:47
MAR 30	@SJS	0-1 2/1 15:25	0-0 1/-1 11:47	MIN	MIN	0-0 5/-1 16:16	0-1 1/0 22:40	0-0 3/0 15:10
APR 2	VS LAK	0-1 0/1 11:02	0-2 1/2 13:13	MIN	MIN	0-0 1/2 15:24	0-0 3/0 18:23	0-1 1/1 11:41
APR 4	VS DET	0-0 2/0 13:25	DND	0-0 3/0 8:41	MIN	0-1 1/2 19:03	0-0 3/2 26:22	0-2 2/3 18:18
APR 6	VS COL	0-0 1/1 14:22	TO SJS	0-0 2/0 11:14	DND	0-0 1/1 18:14	0-0 0/0 19:32	1-0 (W) 2/1 17:52
APR 8	@ VAN	0-0 2/0 16:05		0-0 0/0 6:25	DND	0-0 1/-2 17:48	0-0 1/0 20:52	0-0 0/-1 18:56
APR 10	@ EDM	0-1 1/1 12:58		0-0 1/0 4:59	DND	1-0 (W) 3/0 19:59	0-0 1/1 20:46	0-0 2/0 20:08
APR 12	@ CGY	0-0 1/0 14:16		DND	0-0 2/-1 7:38	1-0 3/0 19:26	0-1 1/0 23:27	0-1 4/0 20:10
APR 15	VS SJS	0-0 2/-1 12:10		MIN	0-0 1/0 7:47	0-0 1/-2 17:14	0-0 3/-1 20:22	0-0 2/-2 18:49
APR 18	@ STL	0-0 1/0 17:00		MIN	0-0 0/0 7:47	0-0 3/0 17:12	0-0 2/-1 21:05	0-0 1/-1 22:53
APR 20	@ CHI	0-1 0/1 14:19		MIN	0-0 1/0 5:57	0-0 2/0 20:14	INJ	0-0 0/1 20:15
APR 22	@ DET	0-0 2/0 12:52		MIN	0-0 2/0 6:03	0-0 3/0 18:08	0-0 2/0 17:52	0-0 1/0 19:05
APR 24	VS SJS	INJ		0-0 0/0 5:41	0-0 2/-1 20:01	INJ	0-0 1/-1 21:48	
APR 26	VS COL	1-0 4/0 14:52		MIN	DND	2-0 2/1 18:16	INJ	0-1 3/1 16:17
APR 27	@ ANA	0-0 1/0 14:03		MIN	0-0 2/0 7:51	1-0 2/1 18:01	DND	0-0 2/0 16:30

PLAYER GAME-BY-GAME STATS

DATE	OPP.	LABARBERA #1	JOHNSON #31	SMITH #41
JAN 19	@ DAL	DNP	MIN	4/26L 59
JAN 20	VS CHI	DNP	MIN	6/31L 60
JAN 23	VS CBJ	1/22W 49	MIN	0/4 11
JAN 24	@ SJS	4/34L 59	DNP	INJ
JAN 26	VS LAK	4/31L 58	DNP	INJ
JAN 28	VS NSH	DNP	0/21W 60	INJ
JAN 30	VS EDM	DNP	2/210 63	INJ
FEB 1	@ DAL	DNP	MIN	3/240 65
FEB 2	VS DAL	DNP	MIN	0/17W 60
FEB 4	VS MIN	DNP	MIN	1/22W 60
FEB 7	VS CHI	0/11 25	MIN	6/22L 35
FEB 9	@ SJS	DNP	MIN	0/33W 65
FEB 11	@ COL	DNP	MIN	2/43W 64
FEB 14	@ NSH	DNP	MIN	3/29L 60
FEB 16	VS CBJ	DNP	MIN	3/20W 60
FEB 18	VS CGY	DNP	MIN	0/30W 60
FEB 23	@ EDM	DNP	MIN	2/430 65
FEB 24	@ CGY	DNP	MIN	5/31L 60
FEB 26	@ VAN	DNP	MIN	2/31W 60
FEB 28	VS MIN	0/4 18	MIN	4/19L 40
MAR 2	VS ANA	DNP	MIN	4/35W 65
MAR 4	VS ANA	DNP	MIN	4/31W 65
MAR 6	@ ANA	1/23L 60	MIN	DNP
MAR 7	VS STL	DNP	MIN	6/30L 60
MAR 9	VS DAL	DNP	MIN	1/21W 60
MAR 12	VS LAK	DNP	MIN	2/33W 60
MAR 14	@ STL	DNP	MIN	3/30L 60
MAR 16	@ CBJ	DNP	MIN	0/230 65
MAR 18	@ LAK	0/7 12	MIN	4/22L 47
MAR 19	@ LAK	DNP	MIN	3/29L 59
MAR 21	VS VAN	1/15L 19	MIN	1/17 40
MAR 25	VS DET	3/35L 59	DNP	INJ
MAR 27	@ MIN	4/370 63	DNP	INJ
MAR 28	@ NSH	4/38W 60	DNP	INJ
MAR 30	@ SJS	2/340 65	DNP	INJ
APR 2	VS LAK	1/40W 60	DNP	INJ
APR 4	VS DET	DNP	2/36W 60	INJ
APR 6	VS COL	DND	DNP	0/24W 60
APR 8	@ VAN	DNP	MIN	1/41L 59
APR 10	@ EDM	DNP	MIN	1/30W 60
APR 12	@ CGY	DNP	MIN	3/250 65
APR 15	VS SJS	4/41L 60	DNP	INJ
APR 18	@ STL	DNP	1/300 64	INJ
APR 20	@ CHI	DNP	DND	2/38W 65
APR 22	@ DET	DNP	MIN	3/22L 59
APR 24	VS SJS	DNP	MIN	1/34W 59
APR 26	VS COL	DNP	MIN	4/280 65
APR 27	@ ANA	3/46W 60	MIN	DNP



RECORD WHEN...

	2001-02	2002-03	2003-04	2005-06	2006-07	2007-08	2008-09	2009-10	2010-11	2011-12	2012-13
Scoring first:	30-6-5-4	21-4-5-3	16-8-9-3	23-9-5	18-8-3	27-4-4	21-14-1	36-3-3	31-5-6	33-4-6	14-1-4
Opponent scoring first:	10-21-4-2	10-31-6-2	6-28-9-3	15-30-0	13-38-2	11-33-3	15-25-6	14-22-4	12-21-7	9-23-7	7-17-5
Leading after 1 period:	21-4-3-2	16-2-2-1	9-4-5-2	17-5-2	15-4-2	14-5-1	16-5-0	23-1-0	18-2-5	22-2-2	13-1-2
Trailing after 1 period:	4-15-2-2	6-24-3-1	2-25-6-3	6-24-1	7-32-2	7-23-2	4-17-2	6-16-4	9-13-2	3-18-2	2-11-5
Tied after 1 period:	15-8-4-2	9-9-6-3	11-7-7-1	15-10-2	9-10-1	17-9-4	16-17-5	21-8-3	16-11-6	17-7-9	6-6-2
Leading after 2 periods:	28-2-2-2	19-1-3-0	14-1-3-1	24-3-3	19-1-4	27-4-2	27-1-1	33-1-2	32-2-2	33-1-0	15-0-1
Trailing after 2 periods:	4-24-1-1	2-28-5-2	4-30-7-0	7-31-2	5-38-1	2-29-3	3-33-4	7-20-2	7-20-4	4-22-5	2-14-4
Tied after 2 periods:	8-1-6-3	10-6-3-3	4-5-8-5	7-5-0	7-7-0	9-4-2	6-5-2	10-4-1	4-4-7	5-4-8	4-4-4
1-goal games:	13-5-0-6	14-11-0-5	13-12-0-6	19-11-5	16-13-5	18-11-7	17-18	29-6-7	21-8-13	17-11-3	8-6-9
2-goal games:	12-7	8-9	4-7	4-10	6-7	8-12	9-8	8-8	10-6	11-3	7-5
3-goal games:	15-15	9-15	5-17	9-10	6-13	7-9	9-10	8-7	12-12	14-13	6-7
4-goal games:	3-3	3-6	1-3	6-4	2-9	4-2	1-6	4-3	3-3	3-2	4-4-0
5-or more goal games:	4-1	1-2	1-5	0-4	1-4	1-3	0-4	1-1	1-3	1-1	0-0
Scoring 4 or more goals:	25-1-0-1	17-0-1-1	6-3-2-2	23-6-2^	14-2-2^	23-1-1^	19-2-2^	19-0-1^	22-0-1^	22-0-1^	12-2-1
Scoring 3 or less goals:	15-26-9-5	14-35-10-4	16-33-16-4	15-33-3^	17-44-3^	15-36-6^	17-37-5^	31-25-6^	21-24-12^	21-28-11	9-16-8
Allowing 4 or more goals:	2-19-0-1	1-23-1-3	2-26-2-3	4-26-2^	6-36-3^	2-20-1^	3-25-3^	4-16-2^	2-14-7^	3-18-1^	3-11-3
Allowing 3 or less goals:	38-8-9-5	30-12-10-2	20-10-16-3	34-13-3^	25-10-2^	36-17-6^	33-14-4^	46-9-5^	41-11-6^	38-11-11	18-7-6
Outshooting opponent:	17-13-2-2	14-14-3-4	6-9-6-2	18-17-3	16-15-1	21-16-2	13-8-1	22-14-4	12-8-5	14-14-3	11-6-6
Outshot by opponent:	20-14-7-3	16-20-8-1	16-25-12-2	19-20-2	14-30-4	16-21-3	20-28-6	26-7-3	30-15-7	25-11-9	9-11-3
Even shots:	3-0-0-1	1-1-0-0	0-2-0-2	1-2-0	1-1-0	1-0-2	3-3-0	2-4-0	1-3-1	3-2-1	1-1-0
vs Northeast Division:	2-4-2-0	2-4-0-0	1-3-1-0	3-2-0	0-0-0	2-3-0	2-4-0	3-3-0	2-2-2	3-0-2	0-0-0
vs Atlantic Division:	6-1-0-0	4-2-0-1	1-3-0-2	0-0-0	3-2-0	3-2-0	2-3-1	4-1-1	2-2-2	2-4-1	0-0-0
vs Southeast Division:	4-1-1-1	4-4-1-0	3-2-1-1	3-2-0	3-2-0	0-0-0	4-2-0	4-2-0	2-2-2	3-3-0	0-0-0
vs EASTERN CONF:	12-6-3-1	10-10-1-1	5-8-2-3	6-4-0	6-4-0	5-5-0	8-9-1	11-6-1	6-6-6	8-7-3	0-0-0
vs Central Division:	11-7-2-0	8-8-3-1	6-5-9-0	10-8-2	10-10-0	8-10-2	6-11-3	13-5-2	12-5-3	8-9-3	6-7-2
vs Pacific Division:	7-8-3-2	6-7-4-3	8-10-4-2	15-15-2	9-18-5	19-11-2	13-9-2	13-7-4	11-12-1	13-6-5	9-7-2
vs Northwest Division:	10-6-1-3	7-10-3-0	3-13-3-1	7-12-1	6-14-0	6-11-3	9-10-1	13-7-0	14-3-3	13-5-2	6-4-5
vs WESTERN CONF:	28-21-6-5	21-25-10-4	17-28-16-3	32-35-5	25-42-5	33-32-7	28-30-6	39-19-6	37-20-7	34-20-10	21-18-9

^ Does not include goals credited for shootout wins since 2005-06

2012-13 INDIVIDUAL RECORD WHEN...

A COYOTES PLAYER SCORES A GOAL, TALLIES AN ASSIST, A POINT OR RECORDS A MULTI-POINT GAME...

Player	Goal	Assist	Point	Multi-Point	Player	Goal	Assist	Point	Multi-Point
Bissonnette	0-0-0	3-1-2	3-1-2	0-0-0	Korpikoski	3-2-0	3-1-1	6-3-1	1-0-0
Boedker	5-1-0	7-5-4	11-6-4	4-1-0	Lombardi	3-0-1	2-2-0	5-2-1	0-0-0
Bolduc	0-0-0	0-0-0	0-0-0	0-0-0	Michalek	0-0-0	1-1-0	1-1-0	0-0-0
Brown	0-0-0	0-0-0	0-0-0	0-0-0	Morris	0-0-0	4-5-2	4-5-2	0-0-0
Chipchura	3-0-1	3-2-1	6-2-2	4-0-0	Moss	3-2-0	8-2-3	10-4-3	2-0-1
Conner	1-0-0	0-0-1	1-0-1	0-0-0	Rundblad	0-0-0	1-0-0	1-0-0	0-0-0
Doan	6-5-0	9-2-2	12-6-2	4-2-0	Schlemko	0-0-1	2-1-1	2-1-2	0-1-0
Ekman-Larsson	2-0-0	9-4-2	10-4-2	4-1-1	Stone	3-1-1	3-0-1	5-1-2	1-0-0
Gordon	2-0-2	6-2-2	7-2-3	1-0-1	Sullivan	2-1-0	3-3-0	5-3-0	2-1-0
Hanzal	5-3-1	7-2-1	8-5-2	5-0-1	Torres	2-2-0	5-1-0	5-3-0	3-1-0
Johnson	2-1-1	1-0-1	2-1-2	1-0-0	Vermette	7-2-2	7-0-0	12-2-2	3-0-1
Klesla	1-1-0	2-0-0	4-1-0	1-0-0	Vrbata	4-1-3	6-5-3	8-5-5	3-1-1
Klinkhammer	2-1-2	4-0-2	6-1-3	0-0-1	Yandle	6-2-1	7-4-2	12-6-3	5-0-1

RECORD WHEN THE COYOTES SCORE 0, 1, 2, 3, 4, or 5 POWER PLAY GOALS

0 PPG	1 PPG	2 PPG	3 PPG	4 PPG	5 PPG
11-10-4	10-6-4	0-2-1	0-0-0	0-0-0	0-0-0

RECORD WHEN THE COYOTES ALLOW 0, 1, 2, 3, 4, or 5 POWER PLAY GOALS

0 PPG	1 PPG	2 PPG	3 PPG	4 PPG	5 PPG
14-7-4	4-5-4	3-5-1	0-1-0	0-0-0	0-0-0

RECORD WHEN THE COYOTES PLAY ON THIS DAY OF THE WEEK

Sun	Mon	Tue	Wed	Thu	Fri	Sat
0-2-0	5-5-0	3-1-0	3-1-2	2-7-1	0-0-3	8-2-3

RECORD WHEN THE COYOTES PLAY IN THIS MONTH

Oct	Nov	Dec	Jan	Feb	Mar	Apr
0-0-0	0-0-0	0-0-0	2-4-1	7-4-2	5-7-3	7-3-3

2012-13 MISCELLANEOUS STATS

Power-Play Scoring

	G	A	Pts
Radim Vrbata	2	10	12
Keith Yandle	5	5	10
Oliver Ekman-Larsson	0	8	8
Martin Hanzal	4	3	7
Mikkel Boedker	3	4	7
Steve Sullivan	2	4	6
Shane Doan	0	3	3
Derek Morris	0	3	3
Antoine Vermette	3	0	3
Michael Stone	1	1	2
Lauri Korpikoski	1	1	2
Matthew Lombardi	1	1	2
Boyd Gordon	0	2	2
Dave Moss	1	1	2
Rob Klinkhammer	1	0	1
Nick Johnson	1	0	1

Shorthanded Scoring

	G	A	Pts
Martin Hanzal	0	1	1
Radim Vrbata	1	0	1
Boyd Gordon	0	1	1
Dave Moss	1	0	1

Goals by Period

	1	2	3	OT	T	Avg
Phoenix Coyotes:	36	39	45	1	121	(2.5 avg.)
Opponents:	39	44	39	3	125	(2.6 avg.)

Shots by Period

	1	2	3	OT	T	Avg
Phoenix Coyotes:	478	472	490	42	1482	(30.9 avg.)
Opponents:	495	487	451	34	1467	(30.6 avg.)

Power-Play

	G	Att	Pct
Overall:	25	169	14.8% (T- 25th NHL)
Home:	16	86	18.6% (18th NHL)
Road:	9	83	10.8% (30th NHL)

2 SHORT HANDED GOALS ALLOWED (7th – tied NHL)

Penalty Killing

	PPGA	Att	Pct
Overall:	34	169	79.9% (22nd NHL)
Home:	17	87	80.5% (20th NHL)
Road:	17	82	79.3% (17th NHL)

2 SHORT HANDED GOALS SCORED (17th-tied NHL)

Penalties

	GP	Min	Avg.
	48	504	10.5 (7th NHL)

Situational Goals

	For	Against
5 on 5:	87	82
5 on 4:	22	1
5 on 3:	3	0
4 on 4:	3	5
4 on 3:	0	0
3 on 3:	0	0
3 on 4:	0	1
3 on 5:	0	3
4 on 5:	2	29
Empty Net:	4	4
Penalty Shots:	0	0
Total:	121	125



2012-13 TEAM HIGHS AND LOWS

TEAM RECORD		2012-13 SEASON RECORD		ALL TIME FRANCHISE RECORD	
Winning streak	3	Apr. 2-6, 2013	9	Mar. 8-27, 1985	
Winning streak, home	3	Apr. 2-6, 2013	10	Nov. 21 - Dec. 29, 2009	
Winning streak, road	2	Feb. 9-11, 2013	8	Feb. 25-Apr. 6, 1985	
Undefeated streak	3	Apr. 2-6, 2013	14	Oct. 25-Nov. 28, 1998 (12-0-2)	
Undefeated streak, home	3	Apr. 2-6, 2013	11	Oct. 15-Dec. 20, 1998 (10-0-1)	
Undefeated streak, road	2	Feb. 9-11, 2013	9	Feb. 25-Apr. 7, 1985 (8-0-1)	
Losing streak	7	Mar. 14-27, 2013	10	Feb. 6-25, 1994	
Losing streak, home	2	Mar. 21-25, 2013	6	Oct. 6 - Nov. 3, 2007	
				Jan. 27 - Feb. 16, 2009	
Losing streak, road	6	Mar. 6-27, 2013	13	Jan. 26-Apr. 14, 1994	
Winless streak	7	Mar. 14-27, 2013	30	Oct. 19-Dec. 20, 1980 (0-23-7)	
Winless streak, home	2	Mar. 21-25, 2013	14	Oct. 19-Dec. 14, 1980 (0-9-5)	
Winless streak, road	6	Mar. 6-27, 2013	18	Oct. 10-Dec. 20, 1980 (0-16-2)	
Largest margin of victory	4	vs. COL, Apr. 6, 2013 (4-0) vs. CGY, Feb. 18, 2013 (4-0) vs. NSH, Jan. 28, 2013 (4-0) vs. CBJ, Jan. 23, 2013 (5-1)	9	vs CGY, Mar. 25, 1987 (10-1) vs CGY, Feb. 3, 1988 (9-0) at TOR, Mar. 5, 1988 (10-1)	
Largest margin of defeat	4	at DET, Apr. 22, 2013 (4-0) vs. SJS, Apr. 15, 2013 (4-0) at LAK, Mar. 18, 2013 (4-0) vs. CHI, Feb. 7, 2013 (6-2)	13	at MIN, Nov. 11, 1981 (15-2)	
Most goals, game	7	at NSH, Mar. 28, 2013	12	at NYR, Feb. 25, 1985	
Most goals, home, game	5	vs. LAK, Mar. 12, 2013 vs. CBJ, Feb. 16, 2013 vs. CBJ, Jan. 23, 2013	10	vs CGY, Mar. 25, 1987	
Most goals, road, game	7	at NSH, Mar. 28, 2013	12	at NYR, Feb. 25, 1985	
Most goals against, game	6	vs. STL, Mar. 7, 2013 vs. CHI, Feb. 7, 2013 vs. CHI, Jan. 20, 2013	15	at MIN, Nov. 11, 1981	
Most goals against, home, game	6	vs. STL, Mar. 7, 2013 vs. CHI, Feb. 7, 2013 vs. CHI, Jan. 20, 2013	12	vs MTL, Oct. 19, 1983	
Most goals against, road, game	5	at SJS, Jan. 24, 2013 at CGY, Feb. 24, 2013	15	at MIN, Nov. 11, 1981	
Most goals, both teams, game	11	at NSH, Mar. 28, 2013	18	at DET, Nov. 25, 1987 (10-8 L)	
Most goals, period	6	at NSH, Mar. 28, 2013 (1st period)	6	vs VAN, Nov. 9, 1984 (2nd period)	
Most goals against, period	4	vs. CHI, Feb. 7, 2013 (1st period) at SJS, Jan. 24, 2013 (3rd period)	8	at MIN, Nov. 11, 1981 (2nd period)	
Most power play goals, game	2	vs. COL, Apr. 26, 2013 at SJS, Jan. 24, 2013 at DAL, Jan. 19, 2013	5	vs CGY, Mar. 9, 1988 vs. CAR, Dec. 3, 2005 vs. FLA, Jan. 19, 2006	
Most power play goals against, game	3	at DET, Apr. 22, 2013	5	at MIN, Nov. 11, 1981	
Most shorthanded goals, game	1	at ANA, Apr. 27, 2013 vs. STL, Mar. 7, 2013	4	vs VAN, Apr. 7, 1995	
Most shorthanded goals against, game	1	at VAN, Apr. 8, 2013 vs. ANA, Mar. 4, 2013	3	at EDM, Dec. 21, 1983 at CHI, Oct. 12, 1988 vs STL, Jan. 14, 2003	
Most penalty minutes, game	35	vs. CHI, Feb. 7, 2013	140	at VAN, Dec. 31, 1987	
Fewest penalty minutes, game	2	at SJS, Mar. 30, 2013	0	vs HFD, Dec. 30, 1981 at ANA, Apr. 6, 2008 at STL, Feb. 24, 2009	
Most shots, game	42	at LAK, Mar. 19, 2013 vs. CBJ, Jan. 23, 2013	54	vs L.A., Mar. 30, 1983 vs VAN, Feb. 10, 1985	
Fewest shots, game	18	at ANA, Mar. 6, 2013	11	vs DAL, Apr. 16, 1998	
Most shots against, game	46	at ANA, Apr. 27, 2013	57	vs VAN, Nov. 18, 1980	
Fewest shots against, game	17	vs. DAL, Feb. 2, 2013	12	vs N.J., Oct. 22, 1982	
Most shots, period	20	vs. DET, Apr. 4, 2013 (2nd period)	25	vs CGY, Feb. 5, 1982 (2nd period)	
Fewest shots, period	3	vs. COL, Apr. 6, 2013 (3rd period) vs. DAL, Mar. 9, 2013 (3rd period) at ANA, Mar. 6, 2013 (1st period) at SJS, Feb. 9, 2013 (3rd period)	0	vs NYR, Jan. 15, 1982 (2nd period) at CGY, Mar. 24, 2003 (1st period)	
Most shots against, period	24	vs. SJS, Apr. 15, 2013 (2nd period)	27	at MIN, Nov. 11, 1981 (2nd period)	
Fewest shots against, period	2	at CGY, Apr. 12, 2013 (3rd period) at SJS, Jan. 24, 2013 (2nd period)	0	vs TB, Dec. 2, 1999 (2nd period)	

2012-13 INDIVIDUAL HIGHS AND LOWS

INDIVIDUAL RECORDS		2012-13 SEASON RECORD		ALL TIME FRANCHISE RECORD	
Longest goal streak	3	Doan: Mar. 7-12, 2013	9	T. Selanne, Mar. 15-Apr. 1, 1993	
Longest assist streak	5	Vrbata: Jan. 24 - Feb. 1, 2013	14	P. Housley, Dec. 26, 1992-Jan. 19, 1993	
Longest point streak	5	2 times (Last: Klinkhammer, Mar. 25 - Apr. 2, 2013)	18	D. Hawerchuk, Feb. 23-Apr. 7, 1985	
Most goals, game	3	2 times (Last: Vrbata, at ANA, Apr. 27, 2013)	5	W. Lindstrom, at PHI, Mar. 2, 1982	
				A. Zhamnov, at L.A., Apr. 1, 1995	
Most goals, period	2	5 times (Last: Vrbata, at NSH, Mar. 28, 2013) (1st period)	3	D. Christian vs. HFD, Mar. 26, 1980 (3rd period)	
				S. Barnes vs. LAK, Nov. 11, 1991 (3rd period)	
				A. Zhamnov at LAK, Apr. 1, 1995 (3rd period)	
				K. Tkachuk at DAL, Mar. 26, 1996 (3rd period)	
				S. Upshall vs. NSH, Jan. 21, 2010 (3rd period)	
Most assists, game	4	Klesia: at NSH, Mar. 28, 2013	5	D. Hawerchuk (3 times)	
				P. Housley, vs HFD, Jan. 18, 1993	
				K. Tkachuk, at BUF, Feb. 23, 2001	
Most assists, period	4	Klesia: at NSH, Mar. 28, 2013	5	D. Hawerchuk, vs. LAK, Mar. 6, 1984 (2nd period)	
Most points, game	4	2 times (Last: Vrbata, at ANA, Apr. 27, 2013)	6	D. Hawerchuk (3 times)	
				W. Lindstrom, at PHI, Mar. 2, 1982	
				T. Steen, vs HFD, Oct. 24, 1984	
				E. Olczyk, vs CGY, Dec. 21, 1991	
Most penalty minutes, game	17	Chipchura: at DAL, Feb. 1, 2013	49	T. Domi, at VAN, Feb. 9, 1995	
Most shots, game	11	Doan: at LAK, Mar. 19, 2013	12	B. Mullen, vs L.A., Mar. 30, 1982	
				N. Emerson, vs FLA, Feb. 24, 1994	
				J. Roenick, at TOR, Mar. 22, 1997	
Best plus-minus, game	3	9 times (Last: Yandle/Schlemko/Vrbata, at ANA, Apr. 27, 2013)	7	D. Babych, at TOR, Mar. 13, 1982	
Most shots faced by goalie, game	46	LaBarbera: at ANA, Apr. 27, 2013	55	N. Khabibulin, at PHI, Jan. 28, 1997	
*Most ice time, game	30:16:00	Ekman-Larsson: at VAN, Feb. 26, 2013	32:39:00	*T. Numminen, at COL, Oct. 11, 1997	
Most ice time, OT game	30:21:00	Yandle: at EDM, Feb. 23, 2013	31:19:00	Z. Michalek, at EDM, Jan. 21, 2006	
Most shorthanded goals, game	1	2 times (Last: Vrbata, at ANA, Apr. 27, 2013)	2	K. Tkachuk, vs. VAN, Apr. 7, 1995	
Most power play goals, game	1	25 times (Last: Klinkhammer/Vermette, vs. COL, Apr. 26, 2013)	3	P. MacLean, vs. LAK, Nov. 13, 1986	
				R. Neufeld vs. VAN, Nov. 1, 1987	
				P. MacLean, vs. CGY, Mar. 9, 1988	
				L. Nagy, vs. CAR, Dec. 3, 2005	

*All-time franchise record for ice time beginning the 1997-98 season when the real-time stats program was introduced.



THE LAST TIME THE COYOTES...

HAT TRICKS

Recorded a hat trick at home...January 23, 2013 vs. Columbus – Steve Sullivan

Recorded a hat trick on the road...April 27, 2013 at Anaheim – Radim Vrbata

Recorded two hat tricks in one game...November 20, 1988 vs. Edmonton – Iain Duncan and Andrew McBain (Winnipeg Jets)

Recorded hat tricks in back-to-back games...November 12, 2010 vs. Calgary – Vernon Fiddler, November 13, 2010 vs. St. Louis – Ray Whitney

Had a player score four or more goals in one game...April 1, 1995 vs. Los Angeles – Alexei Zhamnov, 5 goals (Winnipeg Jets)

Allowed an opposing player to score a hat trick...March 2, 2013 vs. Anaheim – Andrew Cogliano

OVERTIME

Won a home game in overtime...February 18, 2012 vs. Dallas – Radim Vrbata

Lost a home game in overtime...January 31, 2013 vs. Edmonton – Nail Yakupov

Won a road game in overtime...February 11, 2013 at Colorado – Shane Doan

Lost a road game in overtime...April 12, 2013 at Calgary – Mark Giordano

SHOOTOUT

Won a home game in a shootout...March 4, 2013 vs. Anaheim – Oliver Ekman-Larsson

Lost a home game in a shootout...April 26, 2013 vs. Colorado – Matt Duchene

Won a road game in a shootout...April 20, 2013 at Chicago – David Schlemko

Lost a road game in a shootout...April 18, 2013 at St. Louis – Andy McDonald

SHUTOUT

Shutout an opponent at home...April 6, 2013 vs. Calgary – Mike Smith

Shutout an opponent on the road...March 16, 2013 at Columbus – Mike Smith

Were shutout by opponent at home...April 15, 2013 vs. San Jose – Antti Niemi

Were shutout by opponent on the road...April 22, 2013 at Detroit – Jimmy Howard

Had back-to-back shutouts (team)...March 31, 2012 vs. Anaheim (4-0) & April 3, 2012 vs. Columbus (2-0) – Mike Smith (both)

Had back-to-back shutouts (player)...March 31, 2012 vs. Anaheim (4-0) & April 3, 2012 vs. Columbus (2-0) – Mike Smith

Were shutout by opponent in back-to-back games...March 16, 2013 at Columbus & March 18, 2013 at Los Angeles

Had three or more consecutive shutouts...March 29, 2012 vs. San Jose (2-0), March 31, 2012 vs. Anaheim (4-0), April 3, 2012 (2-0) – Mike Smith (155 consecutive saves – NHL record)

Longest shutout sequence...332:01 – Brian Boucher (Dec. 22, 2003 – Jan. 11, 2004 – NHL record)

1-0 GAMES

Won a 1-0 game at home...February 5, 2011 vs. Minnesota

Lost a 1-0 game at home...December 7, 2007 vs. San Jose

Won a 1-0 game on the road...February 9, 2013 at San Jose

Lost a 1-0 game on the road...March 16, 2013 at Columbus

5+, 10 + Goals

Won by five or more goals...February 8, 2010 vs. Edmonton; 6-1

Lost by five or more goals...November 25, 2011 vs. Vancouver; 5-0

Scored 10 or more goals at home...March 25, 1987 vs. Calgary; 10-1 win (Winnipeg Jets)

Allowed 10 or more goals at home...November 29, 1981 vs. Edmonton; 10-2 loss (Winnipeg Jets)

Scored 10 or more goals on the road...November 24, 1990 at Quebec; 11-4 win (Winnipeg Jets)

Allowed 10 or more goals on the road...October 12, 1988 at Chicago; 10-1 loss (Winnipeg Jets)

20+ / 50+ Shots

Recorded 20 or more shots in a period...April 4, 2013 vs. Detroit; 2nd period (20)

Allowed 20 or more shots in a period...April 27, 2013 at Anaheim; 3rd period (23)

Recorded 50 or more shots...March 6, 1998 vs. Carolina; 50 shots

Allowed 50 or more shots...April 3, 2012 vs. Columbus; 54 shots

SHORTHANDED GOALS

Scored a shorthanded goal at home...March 7, 2013 vs. St. Louis – Dave Moss

Scored a shorthanded goal on the road...April 27, 2013 at Anaheim – Radim Vrbata

Allowed a shorthanded goal at home...March 4, 2013 vs. Anaheim – Ryan Getzlaf

Allowed a shorthanded goal on the road...April 8, 2013 at Vancouver – Dan Hamhuis

EMPTY NET GOALS

Scored an empty net goal at home...April 4, 2013 vs. Detroit – Martin Hanzal

Scored an empty net goal on the road...April 27, 2013 at Anaheim – Antoine Vermette

Allowed an empty net goal at home...March 3, 2012 vs. Columbus – Colton Gillies

Allowed an empty net goal on the road...April 22, 2013 at Detroit – Johan Franzen

PENALTY SHOTS

Scored on a penalty shot...November 21, 2011 vs. Washington – Lauri Korpikoski scored on Tomas Vokoun (SH)

Were unsuccessful on a penalty shot...March 25, 2013 vs. Detroit – Lauri Korpikoski stopped by Jonas Gustavsson

Allowed a goal on a penalty shot...December 31, 2011 at Minnesota – Matt Cullen scored on Curtis McElhinney

Stopped the shooter on a penalty shot...March 6, 2013 at Anaheim – Andrew Cogliano stopped by Jason LaBarbera

TRAILED AND WON/LED AND LOST

Trailed by two goals and won...March 18, 2012 at Edmonton

Trailed by three goals and won...February 21, 2012 vs. Los Angeles

Led by two goals and lost...April 26, 2013 vs. Colorado

Led by three goals and lost...February 1, 2011 at San Jose

2012-13 ROSTER MOVES

SEPTEMBER 2012

- 14 Shane Doan re-signed to a four-year contract

JANUARY 2013

- 12 Recalled defensemen Michael Stone and David Rundblad and forwards Alexandre Bolduc and Andy Miele from Portland (AHL)
- 16 Acquired forward Matthew Lombardi from the Toronto Maple Leafs in exchange for the 4th round draft choice in the 2014 Entry Draft
- 16 Recalled forwards Chris Brown, Chris Conner, Rob Klinkhammer, Brendan Shinnimin and Jordan Szwarz and defensemen Brandon Gormley and Chris Summers from Portland (AHL)
- 17 Assigned Chris Brown, Andy Miele, Brendan Shinnimin, Jordan Szwarz, Brandon Gormley and Chris Summers to Portland (AHL)
- 18 Assigned forwards Nick Johnson and Rob Klinkhammer and defenseman Michael Stone to Portland (AHL).
- 21 Recalled defenseman Michael Stone and assigned defenseman David Rundblad to Portland (AHL)
- 24 Recalled goaltender Chad Johnson and defenseman David Rundblad from Portland (AHL)
- 25 Recalled forward Nick Johnson from Portland (AHL)

FEBRUARY 2013

- 1 Recalled forward Andy Miele and assigned goaltender Chad Johnson to Portland (AHL)
- 3 Recalled defenseman David Rundblad and assigned forward Andy Miele to Portland (AHL)
- 5 Recalled defenseman Chris Summers and assigned defenseman David Rundblad to Portland (AHL)
- 6 Assigned forward Alexandre Bolduc to Portland (AHL)
- 13 Recalled defenseman David Rundblad and assigned defenseman Michael Stone to Portland (AHL)
- 22 Recalled defenseman Michael Stone from Portland (AHL)
- 25 Signed defenseman David Schlemko to a two-year contract

MARCH 2013

- 1 Recalled forwards Chris Brown and Rob Klinkhammer from Portland (AHL)
- 4 Assigned forward Rob Klinkhammer to Portland (AHL)
- 5 Assigned forward Chris Brown to Portland (AHL)
- 6 Signed junior free agent defenseman Mathieu Brisebois to a three-year entry-level contract
- 8 Signed forward Darian Dziurzynski to a two-year entry-level contract
- 8 Recalled forward Rob Klinkhammer and assigned defenseman David Rundblad to Portland (AHL)
- 11 Signed forward Henrik Samuelsson to a three-year entry-level contract
- 12 Recalled defenseman Chris Summers from Portland (AHL)
- 13 Assigned forward Nick Johnson to Portland (AHL)
- 15 Signed defenseman Oliver Ekman-Larsson to a six-year contract
- 22 Assigned defenseman Chris Summers to Portland (AHL)
- 23 Recalled goaltender Chad Johnson from Portland (AHL)
- 29 Acquired forward Tobias Rieder from the Edmonton Oilers in exchange for forward Kale Kessy

APRIL 2013

- 3 Acquired a 3rd round draft pick in the 2013 NHL Entry Draft from the San Jose Sharks in exchange for forward Raffi Torres
- 3 Acquired forward Brandon McMillan from the Anaheim Ducks in exchange for forward Matthew Lombardi
- 3 Acquired a 7th round draft pick in the 2014 NHL Entry Draft from the New Jersey Devils in exchange for forward Steve Sullivan
- 3 Recalled forwards Chris Brown and Chris Conner from Portland (AHL)
- 6 Recalled forward Alexandre Bolduc and defenseman David Rundblad from Portland (AHL)
- 7 Assigned goaltender Chad Johnson to Portland (AHL)
- 9 Assigned defenseman David Rundblad to Portland (AHL)
- 12 Assigned forward Chris Brown to Portland (AHL)
- 15 Recalled forward Nick Johnson and goaltender Chad Johnson from Portland (AHL)
- Signed forward Tobias Rieder to a three-year entry-level contract
- 22 Assigned goaltender Chad Johnson and forward Nick Johnson to Portland (AHL)
- 30 Assigned forwards Alexandre Bolduc and Chris Conner and defenseman Michael Stone to Portland (AHL)

MAY 2013

- 16 Rob Klinkhammer re-signed to a two-year contract
- 29 James Melindy signed to a three-year entry level contract

JULY 2013

- 1 Mike Smith re-signed to a six-year contract
- 5 Mike Ribeiro signed to a four-year contract
- 5 Thomas Greiss signed to a one-year contract
- 5 Michael Stone re-signed to a three-year contract
- 5 Chris Summers re-signed to a one-year contract
- 5 Kyle Chipchura re-signed to a three-year contract
- 8 Tim Kennedy signed to a one-year contract
- 9 Andy Miele re-signed to a one-year contract
- 11 Lauri Korpikoski re-signed to a four-year contract
- 14 Max Domi signed to a three-year entry level contract
- 19 Brandon Yip signed to a one-year contract
- 22 David Rundblad signed to a two-year contract
- 22 Mark Louis signed to a two-year, two-way contract
- 22 Mathieu Brodeur signed to a one-year, two-way contract
- 22 Brett Hextall signed to a one-year, two-way contract
- 22 Brandon McMillan signed to a one-year, two-way contract

SEPTEMBER 2013

- 7 Mikkel Boedker signed to a two-year contract



2012-13 MAN GAMES LOST

PLAYER	DATE	INJURY	GAMES MISSED
Martin Hanzal	1/23 – 1/24 1/28 -1/30/2013	lower body	4 games
	2/23 – 3/2/2013	upper body	5 games
Rostislav Klesla	1/23 – 2/4/2013	lower body	8 games
Rob Klinkhammer	4/24/2013	upper body	1 game
Lauri Korpikoski	3/27 – 4/20/2013	upper body	12 games
Matthew Lombardi	1/26 – 2/18/2013	upper body	12 games
	3/9 – 3/12/2013	upper body	2 games
Zbynek Michalek	3/12 – 4/9/2013	lower body	14 games
Derek Morris	2/16 – 2/26/2013	upper body	5 games
	4/20 – 4/27/2013	lower body	2 games
Dave Moss	3/19 – 3/21/2013	lower body	2 games
	4/27/2013	lower body	1 game
David Schlemko	2/7 – 3/12/2013	upper body	16 games
Mike Smith	1/24 – 1/30/2013	lower body	4 games
	3/25 – 4/4/2013	upper body	6 games
	4/15 – 4/18/2013	lower body	2 games
Steve Sullivan	1/30 – 2/2/2013	lower body	3 games
Radim Vrbata	2/18 – 3/18/2013	lower body	14 games

TEAM TOTAL MAN GAMES LOST TO INJURY: 113
MAN GAMES LOST OTHER: 8

2012-13 MILESTONES

PLAYER	MILESTONE	DATE
Shane Doan	1,200th career NHL game	Jan. 20 vs. CHI
	800th career NHL point	Mar. 4 vs. ANA
Derek Morris	400th career NHL point	Jan. 28 vs. NSH
	100th career assist w/ PHX	Mar. 19 @ LAK
Rostislav Klesla	600th career NHL game	Feb. 11 @ COL
	100th career game w/ PHX	Mar. 16 @ CBJ
Keith Yandle	200th career NHL point	Mar. 4 vs. ANA
	400th career NHL game	Mar. 30 @ SJS
Radim Vrbata	400th career NHL point	Mar. 28 @ NSH
	700th career NHL game	Apr. 2 vs. LAK
Raffi Torres	600th career NHL game	Feb. 23 @ EDM
	100th career game w/ PHX	Mar. 18 @ LAK
Nick Johnson	100th career NHL game	Feb. 26 @ VAN
Matthew Lombardi	100th career NHL goal	Mar. 28 @ NSH
Steve Sullivan	1,000th career NHL game	Mar. 28 @ NSH
Chris Brown	1st career NHL game	Mar. 4 vs. ANA
Chad Johnson	1st career NHL shutout	Jan. 28 vs. NSH
Boyd Gordon	100th career game w/ PHX	Mar. 9 vs. DAL
Zbynek Michalek	400th career game w/ PHX	Jan. 30 vs. EDM
Mike Smith	100th career game w/ PHX	Apr. 24 vs. SJS



2012-13 FACE-OFF PERCENTAGE

PLAYER	GP	EVEN-STRENGTH		POWER-PLAY		SHORTHANDED		TOTAL FACE-OFFS			
		W	L	W	L	W	L	W	L	TOT	FO%
Antoine Vermette	48	350	286	87	39	45	32	482	357	839	57.4
Boyd Gordon	48	337	249	14	5	101	83	452	337	789	57.3
Martin Hanzal	39	239	266	50	67	9	6	298	339	637	46.8
Kyle Chipchura	46	125	131	1	2	0	2	126	135	261	48.3
Matthew Lombardi	21	71	83	7	13	1	5	79	101	180	43.9
Radim Vrbata	34	7	18	3	4	0	0	10	22	32	31.2
Dave Moss	45	8	17	0	1	1	4	9	22	31	29
Alexandre Bolduc	14	7	13	0	1	0	0	7	14	21	33.3
Lauri Korpikoski	36	2	8	2	2	2	0	6	10	16	37.5
Shane Doan	48	3	8	1	3	0	0	4	11	15	26.7
Mikkel Boedker	48	1	10	0	0	0	0	1	10	11	9.1
Raffi Torres	28	3	2	1	0	0	0	4	2	6	66.7
Nick Johnson	17	0	3	0	0	0	0	0	3	3	0
Andy Miele	1	2	1	0	0	0	0	2	1	3	66.7
Rob Klinkhammer	22	2	0	0	0	0	0	2	0	2	100
Chris Conner	12	0	2	0	0	0	0	0	2	2	0
Steve Sullivan	33	0	0	0	1	0	0	0	1	1	0

2012-13 TOTAL ICE TIME

PLAYER	GP	TOTAL TOI	AVG TOI	ES TOI	ES TOI/G	SH TOI	SH TOI/G	PP TOI	PP TOI/G	SHIFTS	TOI/S	SFT/G
Oliver Ekman-Larsson	48	1,204:37	25:05	883:52	18:24	144:38	3:00	176:07	3:40	1,377	52	28.7
Keith Yandle	48	1,067:52	22:14	895:22	18:39	3:58	0:04	168:32	3:30	1,266	51	26.4
Mikkel Boedker	48	886:53	18:28	701:07	14:36	51:58	1:04	133:48	2:47	1,108	48	23.1
Antoine Vermette	48	875:48	18:14	671:57	13:59	84:06	1:45	119:45	2:29	1,168	45	24.3
Shane Doan	48	866:38	18:03	725:23	15:06	9:28	0:11	131:47	2:44	1,078	48	22.5
Derek Morris	39	834:27	21:23	699:53	17:56	91:30	2:20	43:04	1:06	1,109	45	28.4
Zbynek Michalek	34	724:24	21:18	617:38	18:09	100:39	2:57	6:07	0:10	909	48	26.7
Martin Hanzal	39	723:05	18:32	577:48	14:48	30:10	0:46	115:07	2:57	912	48	23.4
Boyd Gordon	48	720:32	15:00	576:06	12:00	137:07	2:51	7:19	0:09	1,051	41	21.9
Dave Moss	45	699:46	15:33	579:57	12:53	101:19	2:15	18:30	0:24	988	42	22
Rostislav Klesla	38	669:50	17:37	579:31	15:15	89:10	2:20	1:09	0:01	923	44	24.3
Michael Stone	40	667:28	16:41	574:30	14:21	49:22	1:14	43:36	1:05	867	46	21.7
Radim Vrbata	34	622:31	18:18	502:14	14:46	9:53	0:17	110:24	3:14	775	48	22.8
Lauri Korpikoski	36	616:26	17:07	486:50	13:31	79:51	2:13	49:45	1:22	843	44	23.4
David Schlemko	30	516:31	17:13	417:41	13:55	43:11	1:26	55:39	1:51	655	47	21.8
Steve Sullivan	33	473:53	14:21	389:09	11:47	0:47	0:01	83:57	2:32	645	44	19.5
Kyle Chipchura	46	445:59	9:41	437:16	9:30	1:21	0:01	7:22	0:09	617	43	13.4
Raffi Torres	28	363:59	12:59	325:46	11:38	0:01	0:00	38:12	1:21	488	45	17.4
Matthew Lombardi	21	296:56	14:08	257:33	12:15	9:25	0:26	29:58	1:25	384	46	18.3
Rob Klinkhammer	22	269:04	12:13	262:04	11:54	2:37	0:07	4:23	0:11	378	43	17.2
Nick Johnson	17	169:15	9:57	168:20	9:54	0:00	0:00	0:55	0:03	224	45	13.2
Paul Bissonnette	28	151:53	5:25	151:51	5:25	0:00	0:00	0:02	0:00	239	38	8.5
Chris Conner	12	136:30	11:22	133:47	11:08	0:00	0:00	2:43	0:13	188	44	15.7
David Rundblad	8	109:52	13:44	77:38	9:42	2:28	0:18	29:46	3:43	132	50	16.5
Alexandre Bolduc	14	106:46	7:37	106:17	7:35	0:00	0:00	0:29	0:02	152	42	10.9
Chris Summers	6	75:55	12:39	63:13	10:32	12:42	2:07	0:00	0:00	112	41	18.7
Chris Brown	5	38:11	7:38	30:18	6:03	0:00	0:00	7:53	1:34	46	50	9.2
Andy Miele	1	9:02	9:02	9:02	9:02	0:00	0:00	0:00	0:00	14	39	14

2012-2013 SEASON IN REVIEW

TOO HOT TO YANDLE

Keith Yandle finished the 2012-13 campaign as the Coyotes' leading scorer (10-20-30) and was 1 of just 2 NHL defensemen to lead his team in scoring (Shea Weber – NSH). In his 7th season in PHX, Yandle ranked tied for 3rd among all NHL defensemen in points and tied for 3rd among the league's defensemen in goals. His 5 PPG led the team and matched his career high (5 – 2009-10). Yandle totaled a team-high 8-15-23 in 24 home games, which also placed him 1st among all league defenseman in home scoring. The Boston, Massachusetts native played in his 300th consecutive NHL game at DET, Apr. 22. Yandle totaled six multi-point games in 2012-13 while PHX went 5-0-1 in those games.

CZECHING IN

Radim Vrbata turned in another outstanding offensive season for the Coyotes in 2012-13. The 31-year-old Vrbata, who finished 2nd on the club in scoring (12-16-28), was especially impressive on the road as he led the Coyotes in road scoring with 11-6-17 in 17 games. The Mlada Boleslav, Czech Republic native registered his fourth career hat trick (first since 1/24/08 vs. NSH) with a 3-1-4 effort in the season finale at ANA, Apr. 27. The Coyotes improved to 25-5-6 in games when he records a goal over the past two seasons.

IT'S A DOAN DEAL

Shane Doan returned for his 17th season with the franchise and 9th as the Coyotes captain. The 36-year-old veteran forward tied for the team lead in goals (13) and finished 3rd in points (27). Doan also ranked 1st among all Coyotes in hits (118). The Captain played in his 1,200th career NHL game on Jan. 20 vs. CHI and recorded his 800th career point Mar. 4 vs. ANA. Doan also surpassed Keith Tkachuk (323) to move into sole possession of 2nd place on the franchise's all-time goals list behind Dale Hawerchuk (379).

Below is a list of the active players with the most games played with the same franchise.

1. **Shane Doan (PHX): 1,246**
2. Martin Brodeur (NJD): 1,220
3. Daniel Alfredsson (OTT): 1,178
4. Patrick Marleau (SJS): 1,165
5. Patrik Elias (NJD): 1,090

HOW SWEDE IT IS

Oliver Ekman-Larsson became the first Coyotes defenseman to be named Team MVP since the team moved to PHX in 1996-97. He led the team in TOI/G (25:05) and SFT/G (28.7) and skated in 25:00 of ice time or higher in 27 games last season. He was also 1st among all Coyotes in PP TOI/G (3:40). The 21-year-old remained one of the Coyotes' top offensive contributors as well. Ekman-Larsson led the team in assists (21) and ranked 2nd among all PHX defenders and 5th on the team in scoring (3-21-24). The Karlskrona, Sweden native finished tied for 6th among all NHL defensemen in assists. Ekman-Larsson signed a six-year contract with the Coyotes on Mar. 15.

THE ROLLING STONE

Michael Stone took his game to the next level in his first full season in PHX. The 22-year-old native of Winnipeg, Manitoba established career highs in games played (40), goals (5), assists (4) and points (9). He averaged 16:41 TOI/G and 21.7 Sft/G while he ranked 2nd among Coyotes defensemen with 89 hits.

IRON MEN

Antoine Vermette and All-Star defenseman Keith Yandle own the team's longest iron men streaks with 311 and 303 consecutive games played, respectively. Yandle is currently second overall among d-men on the active consecutive games played list (Jay Bouwmeester, STL– 635).

ACTIVE CONSECUTIVE GAMES LIST

Jay Bouwmeester (STL): 635
Henrik Sedin (VAN): 629
Andrew Coglian (ANA): 458
Steven Stamkos (TBL): 326
Antoine Vermette (PHX): 311
Keith Yandle (PHX): 303

FACING OFF

The Coyotes were once again one of the NHL's best teams in the faceoff circle in 2013-13. PHX ranked tied for 4th in the league with a 52.0 FO%. Antoine Vermette and Boyd Gordon both finished among the NHL leaders in several faceoff categories. After ranking 9th in the league in FO% (56.6%) in 2011-12, Vermette posted a 57.4 FO% (9th) with a 58.8 HFO% (5th) last season. Gordon ranked 7th in the NHL with a 57.3 FO% and 1st with 101 shorthanded face-off wins. The Coyotes were the only team to have 2 players rank in the top-10 in FO% last season.

EA-Z-ILY BLOCKED

Zbynek Michalek led the Coyotes with 87 blocked shots last season and has been one of the NHL's top shot blockers since making his debut in 2004. Michalek, who previously spent five years in PHX from 2005-10, has led the Coyotes in blocked shots during 5 of his 6 seasons with the team. The Jindrichuv Hradec, Czech Republic native blocked an NHL-leading 271 shots in 2008-09.

SENSATIONAL SMITTY

Mike Smith registered 5 shutouts in 2012-13 to tie for the league lead in shutouts among all NHL goalies. The second-year Coyote has recorded 13 shutouts since the start of the 2011-12 campaign, which are the most shutouts by any NHL goaltender over the past 2 seasons.

LEADER OF THE PACK

Since his arrival prior to the 2009-10 season, Dave Tippett has guided the Coyotes to unprecedented success in the desert. He coached in his 750th NHL game on Feb. 9 at SJS and later became just the 2nd head coach in franchise history to reach 150 wins (Bob Francis: 165-144-60-21) with a 3-1 win vs. LAK on Apr. 2. Tippett currently ranks second among all NHL head coaches in victories since the beginning of the 2002-03 season (427), trailing only Detroit's Mike Babcock (445). Tippett's overall record of 156-96-42 (354 points) in 294 regular season games with Phoenix is the highest point's percentage (.602) of any head coach in franchise history. Tippett has never posted a losing season as an NHL Head Coach with Dallas or Phoenix and has qualified for the postseason in 8 of 10 seasons behind the bench.

TRIPLE THREAT

The Coyotes won 3 consecutive games with 3 different goaltenders for just the 2nd time in PHX/WPG franchise history and the 1st time since moving to PHX: Jason LaBarbera (Apr. 2 vs. LAK), Chad Johnson (Apr. 4 vs. DET), and Mike Smith (Apr. 6 vs. COL). The Jets' Stephane Beauregard, Rick Tabaracci, and Bob Essensa won 3 in a row from Mar. 29, 1992 – Apr. 14 (players strike was in between games of Mar. 29 and Apr. 12.). It marked the 1st time an NHL franchise has won 3 straight contests with 3 different goalies since ANA did so from Jan. 6, 2012 – Jan.10, 2012 with Jonas Hiller, Iiro Tarkki, and Jeff Deslauriers.

MUSIC CITY MADNESS

The Coyotes tied a franchise record with 6 goals in the 1st period at NSH, Mar. 28. PHX last scored 6 goals in a single period at EDM (1st period) Mar. 30, 1999. The team also established a franchise record with 5 goals in the 1st 8:26 of the 1st period, surpassing the previous team record of 15:46 on Mar. 30, 1999 at EDM. The Coyotes netted a season-high 7 goals for the 1st time since a 7-4 win vs. LAK, Nov. 30, 2006.



2012-13 PROSPECT REPORT

2013 WORLD CHAMPIONSHIPS

Skater	Team	Pos.	GP	G	A	PTS	+ / -	PIM
MOSS, Dave	USA	RW	10	4	3	7	5	4
KORPIKOSKI, Lauri	Finland	LW	8	3	2	5	1	4
MICHALEK, Zbynek	Czech Republic	D	8	3	1	4	2	2
HANZAL, Martin	Czech Republic	C	8	1	3	4	4	2
VRBATA, Radim	Czech Republic	RW	8	2	1	3	4	4
BOEDKER, Mikkel	Denmark	LW	7	0	3	3	0	
Goaltender	Team	GP	GAA	SV%	Record	SO	GA	MIN
SMITH, Mike	Canada	4	1.65	0.944	2-0-2	1	7	255

AMERICAN HOCKEY LEAGUE (AHL) REGULAR SEASON

Skater	Team	Pos.	GP	G	A	PTS	+ / -	PIM	Draft
MIELE, Andy	Portland	C	70	19	34	53	3	72	Not drafted
BOLDUC, Alexandre	Portland	C	56	24	27	51	2	90	2003 (4/127) STL
BROWN, Chris	Portland	RW	68	29	18	47	-8	98	2009 (2/36)
KLINKHAMMER, Rob	Portland	LW	53	14	30	44	18	36	Not drafted
CONNER, Chris	Portland	RW	60	13	27	40	-9	28	Not drafted
RUNDBLAD, David	Portland	D	50	9	30	39	8	26	2009 (1/17) STL
SHINNIMIN, Brendan	Portland	C	74	12	21	33	-18	77	Not drafted
SZWARZ, Jordan	Portland	C/RW	60	11	22	33	7	31	2009 (4/97)
GORMLEY, Brandon	Portland	D	68	5	24	29	-7	44	2010 (1/13)
STONE, Michael	Portland	D	36	6	22	28	8	20	2008 (3/69)
WEREK, Ethan	Portland	LW	67	11	14	25	-7	43	2009 (2/47) NYR
BROPHEY, Evan	Portland	C	61	8	15	23	-2	41	2005 (3/68) CHI
LANE, Phil	Portland	RW	70	14	8	22	10	61	2010 (2/52)
MARTINOOK, Jordan	Portland	C	53	9	10	19	-4	30	2012 (2/58)
BRODEUR, Mathieu	Portland	D	65	3	16	19	-6	47	2008 (3/76)
DZIURZYNSKI, Darian	Portland	LW	59	9	7	16	-	87	2011 (5/141)
BODIE, Troy	Portland	LW	52	7	9	16	2	118	2003 (9/278) EDM
HEXTALL, Brett	Portland	RW	66	9	6	15	-7	79	2008 (6/159)
GONCHAROV, Maxim	Portland	D	45	2	13	15	-8	114	2007 (5/123)
MCMILLAN, Brandon	Portland	LW	43	8	5	13	-3	44	2008 (3/85) ANA
SUMMERS, Chris	Portland	D	60	2	10	12	3	53	2006 (1/29)
JOHNSON, Nick	Portland	RW	14	3	6	9	-2	13	2004 (3/67) PIT
VALABIK, Boris	Portland	D	24	2	4	6	8	92	2004 (1/10) ATL
SINKEWICH, Russ	Portland	D	21	0	4	4	4	15	Not drafted
CLACKSON, Matt	Portland	RW	23	1	2	3	-2	66	2005 (7/215) PHI
LOUIS, Mark	Portland	D	61	0	3	3	-5	111	Not drafted
LESSIO, Lucas	Portland	LW	5	1	1	2	0	4	2011 (2/56)
FESER, Justin	Portland	LW	6	0	2	2	1	4	Not drafted
ARNOLD, Scott	Portland	LW	10	0	2	2	-	11	Not drafted
VISENTIN, Mark	Portland	G	30	0	2	2	0	2	2010 (1/27)
JOHNSON, Chad	Portland	G	34	0	1	1	0	2	2006 (5/125) PIT
MELINDY, James	Portland	D	2	0	0	0	0	0	2012 (3/88)
LAMPMAN, Bryce	Portland	D	8	0	0	0	-6	0	2001 (4/113) NYR
BLOODOFF, Evan	Portland	LW	9	0	0	0	0	2	2009 (6/157)
RECHLICZ, Joe	Portland	RW	36	0	0	0	-7	149	Not drafted
Goaltender	Team	GP	GAA	SV%	Record	SO	GA	MIN	Draft
JOHNSON, Chad	Portland	34	3.00	0.903	16-15-1	2	97	1938	2006 (5/125) PIT
VISENTIN, Mark	Portland	30	2.98	0.903	15-12-1	2	83	1669	2010 (1/27)
LEE, Mike	Portland	16	2.72	0.915	9-6-0	0	38	837	2009 (3/91)
DOMINGUE, Louis	Portland	2	2.40	0.931	1-0-0	0	4	100	2010 (5/138)
RAWLINGS, Chris	Portland	1	1.50	0.950	0-0-0	0	1	40	Not drafted

2012-13 PROSPECT REPORT (CONT'D)

PLAYOFFS

Skater	Team	Pos.	GP	G	A	PTS	+ / -	PIM	Draft
JOHNSON, Nick	Portland	RW	3	2	1	3	-3	9	2004 (3/67) PIT
GORMLEY, Brandon	Portland	D	3	1	2	3	2	0	2010 (1/13)
MIELE, Andy	Portland	C	3	1	2	3	1	15	Not drafted
BOLDUC, Alexandre	Portland	C	1	1	1	2	0	2	2003 (4/127) STL
BROWN, Chris	Portland	RW	3	1	1	2	1	6	2009 (2/36)
LESSIO, Lucas	Portland	LW	3	0	2	2	1	0	2011 (2/56)
DZIURZYNSKI, Darian	Portland	LW	3	1	0	1	-	0	2011 (5/141)
RUNDBLAD, David	Portland	D	3	1	0	1	-	0	2009 (1/17) STL
CONNER, Chris	Portland	RW	1	0	1	1	-	2	Not drafted
SHINNIMIN, Brendan	Portland	C	1	0	1	1	1	0	Not drafted
STONE, Michael	Portland	D	1	0	1	1	-	4	2008 (3/69)
WEREK, Ethan	Portland	LW	1	0	1	1	1	0	2009 (2/47) NYR
LANE, Phil	Portland	RW	3	0	1	1	-	9	2010 (2/52)
MARTINOOK, Jordan	Portland	C	3	0	1	1	-3	0	2012 (2/58)
GONCHAROV, Maxim	Portland	D	1	0	0	0	-	4	2007 (5/123)
SINKEWICH, Russ	Portland	D	1	0	0	0	0	0	Not drafted
VALABIK, Boris	Portland	D	1	0	0	0	0	17	2004 (1/10) ATL
BODIE, Troy	Portland	LW	2	0	0	0	0	2	2003 (9/278) EDM
LOUIS, Mark	Portland	D	2	0	0	0	0	0	Not drafted
BRODEUR, Mathieu	Portland	D	3	0	0	0	-	2	2008 (3/76)
BROPHEY, Evan	Portland	C	3	0	0	0	-2	4	2005 (3/68) CHI
HEXTALL, Brett	Portland	RW	3	0	0	0	0	4	2008 (6/159)
MCMILLAN, Brandon	Portland	LW	3	0	0	0	-3	6	2008 (3/85) ANA
SUMMERS, Chris	Portland	D	3	0	0	0	-4	0	2006 (1/29)
Goaltender	Team	GP	GAA	SV%	Record	SO	GA	MIN	Draft
JOHNSON, Chad	Portland	3	3.53	.898	0-3	0	12	204	2006 (5/125) PIT

ECHL REGULAR SEASON

Skater	Team	Pos.	GP	G	A	PTS	+ / -	PIM	Draft
BLOODOFF, Evan	Gwinnett	LW	52	20	18	38	11	41	2009 (6/157)
ARNOLD, Scott	Gwinnett	LW	32	8	12	20	2	20	Not drafted
WELLER, Justin	Gwinnett	D	65	2	9	11	7	43	2009 (4/105)
VILLEMAIRE, Maxime*	Gwinnett	C/LW	15	0	1	1	-4	43	Not drafted
*- No longer on team									
Goaltender	Team	GP	GAA	SV%	Record	SO	GA	MIN	Draft
DOMINGUE, Louis	Gwinnett	34	2.69	0.904	23-9-2	3	92	2051	2010 (5/138)
LEE, Mike	Gwinnett	28	2.35	0.911	14-12-1	2	62	1580	2009 (3/91)
VISENTIN, Mark	Gwinnett	1	2.00	0.929	1-0-0	0	2	60	2010 (1/27)

PLAYOFFS

Skater	Team	Pos.	GP	G	A	PTS	+ / -	PIM	Draft
BLOODOFF, Evan	Gwinnett	LW	10	5	3	8	2	2	2009 (6/157)
ARNOLD, Scott	Gwinnett	LW	7	1	3	4	2		Not drafted
WELLER, Justin	Gwinnett	D	10	1	1	2	-4	8	2009 (4/105)
Goaltender	Team	GP	GAA	SV%	Record	SO	GA	MIN	Draft
DOMINGUE, Louis	Gwinnett	10	2.23	0.926	6-3-1	2	23	619	2010 (5/138)

CANADIAN HOCKEY LEAGUE (CHL) REGULAR SEASON

Skater	Team	Pos.	GP	G	A	PTS	+ / -	PIM	Draft
SAMUELSSON, Henrik	Edmonton (WHL)	C	69	33	47	80	31	97	2012 (1/27)
BRISEBOIS, Mathieu	Rouyn-Noranda (QMJHL)	D	64	19	54	73	15	103	Not Drafted
RIEDER, Tobias	Kitchener (OHL)	RW	52	27	29	56	9	12	2011 (4/114) EDM
FRITSCH, Andrew	Sault Ste. Marie (OHL)	RW	55	27	25	52	6	10	2011 (6/155)
LESSIO, Lucas	Oshawa (OHL)	LW	35	19	15	34	11	38	2011 (2/56)
HACHE, Justin	Cape Breton (QMJHL)	D	68	7	26	33	-48	61	2012 (7/208)
MELINDY, James	Moncton (QMJHL)	D	67	4	20	24	13	90	2012 (3/88)
VILLEMAIRE, Maxime	Saint John (QMJHL)	C	29	13	11	24	-8	55	Not Drafted
MURPHY, Connor	Sarnia (OHL)	D	33	6	12	18	14	32	2011 (1/20)
Goaltender	Team	GP	GAA	SV%	Record	SO	GA	MIN	Draft
LANGHAMER, Marek	Medicine Hat (WHL)	30	3.44	0.899	15-12-1	2	83	1450	2012 (7/184)



2012-13 PROSPECT REPORT (CONT'D)

CANADIAN HOCKEY LEAGUE (CHL) Playoffs

Skater	Team	Pos.	GP	G	A	PTS	+ / -	PIM	Draft
SAMUELSSON, Henrik	Edmonton (WHL)	C	22	11	8	19	1	43	2012 (1/27)
BRISEBOIS, Mathieu	Rouyn-Noranda (QMJHL)	D	14	3	12	15	-6	24	Not Drafted
RIEDER, Tobias	Kitchener (OHL)	RW	9	2	10	12	2	4	2011 (4/114) EDM
LESSIO, Lucas	Oshawa (OHL)	LW	9	1	2	3	-2	20	2011 (2/56)
FRITSCH, Andrew	Sault Ste. Marie (OHL)	RW	6	0	2	2	-3	8	2011 (6/155)
VILLEMAIRE, Maxime	Saint John (QMJHL)	C	4	2	0	2	-6	13	Not Drafted
MELINDY, James	Moncton (QMJHL)	D	5	0	0	0	4	2012 (3/88)	
Goaltender	Team	GP	GAA	SV%	Record	SO	GA	MIN	Draft
LANGHAMER, Marek	Medicine Hat (WHL)	1	7.83	0.833	0-0	0	5	38	2012 (7/184)

NATIONAL COLLEGIATE ATHLETIC ASSOCIATION (NCAA) REGULAR SEASON

Skater	Team	Pos.	GP	G	A	PTS	+ / -	PIM	Draft
LARRAZA, Zac	Denver (WCHA)	LW	36	12	9	21	-	48	2011 (7/196)
FEJES, Samuel	Colorado College (WCHA)	LW	41	8	6	14	-	8	2012 (6/178)
HOLLAND, Rhett	Michigan State (CCHA)	D	3	0	0	0	-	15	2012 (4/102)

KONTINENTAL HOCKEY LEAGUE (KHL) REGULAR SEASON

Skater	Team	Pos.	GP	G	A	PTS	+ / -	PIM	Draft
TIKHONOV, Viktor	St. Petersburg	C/RW	39	12	15	27	16	16	2008 (1/28)

PLAYOFFS

Skater	Team	Pos.	GP	G	A	PTS	+ / -	PIM	Draft
TIKHONOV, Viktor	St. Petersburg	C/RW	15	10	8	18	11	20	2008 (1/28)

EUROPEAN ELITE LEAGUES REGULAR SEASON

Skater	Team	Pos.	GP	G	A	PTS	+ / -	PIM	Draft
RUZICKA, Vladimir	Slavia Praha (CZECH)	C	50	5	22	27	4	26	2007 (4/103)
AHNELOV, Jonas	Modo (SWE)	D	53	2	6	8	4	22	2006 (3/88)

Playoffs

Skater	Team	Pos.	GP	G	A	PTS	+ / -	PIM	Draft
RUZICKA, Vladimir	Slavia Praha (CZECH)	C	11	6	5	11	0	10	2007 (4/103)
AHNELOV, Jonas	Modo (SWE)	D	5	1	0	1	0	2	2006 (3/88)

FINNISH LEAGUES REGULAR SEASON

Skater	Team	Pos.	GP	G	A	PTS	+ / -	PIM	Draft
RUUTTU, Alexander	Kiekko-Vantaa (FIN D1)	C	35	9	17	26	6	43	2011 (2/51)
RUUTTU, Alexander	Ilves (SM-liiga)	C	18	0	6	6	0	52	2011 (2/51)
RUUTTU, Alexander	Jokerit (SM-liiga)	C	4	0	0	0	1	0	2011 (2/51)
TIKKINEN, Niklas	Espoo (Jr. A SM-liiga)	D	14	3	15	18	7	6	2012 (5/148)
TIKKINEN, Niklas	Espoo (SM-liiga)	D	25	1	7	8	0	12	2012 (5/148)
TIKKINEN, Niklas	HCK (Finland2)	D	5	1	2	3	4	0	2012 (5/148)
TIKKINEN, Niklas	LeKi (Finland2)	D	2	0	3	3	0	0	2012 (5/148)
TIKKINEN, Niklas	Finland U20	D	8	0	1	1	1	4	2012 (5/148)

RELEGATION

Skater	Team	Pos.	GP	G	A	PTS	+ / -	PIM	Draft
RUUTTU, Alexander	Ilves (SM-liiga)	C	4	0	0	0	0	0	2011 (2/51)

EHT

Skater	Team	Pos.	GP	G	A	PTS	+ / -	PIM	Draft
TIKHONOV, Viktor	Russia	C/RW	9	2	1	3	0	4	2008 (1/28)
AHNELOV, Jonas	Sweden	D	9	0	0	0	-3	0	2006 (3/88)

WJC - 20

Skater	Team	Pos.	GP	G	A	PTS	+ / -	PIM	Draft
RIEDER, Tobias	Germany	RW	6	3	2	5	-8	0	2011 (4/114) EDM

2012-13 PHOENIX COYOTES VS. DIVISIONS



WESTERN CONFERENCE

CENTRAL DIVISION

TEAM	OVERALL	HOME	ROAD
Chicago Blackhawks	1-2-0	0-2-0	1-0-0
Columbus Blue Jackets	2-0-1	2-0-0	0-0-1
Detroit Red Wings	1-2-0	1-1-0	0-1-0
Nashville Predators	2-1-0	1-0-0	1-1-0
St. Louis Blues	0-2-1	0-1-0	0-1-1
Overall	6-7-2	4-4-0	2-3-2

NORTHWEST DIVISION

TEAM	OVERALL	HOME	ROAD
Calgary Flames	1-1-1	1-0-0	0-1-1
Colorado Avalanche	2-0-1	1-0-1	1-0-0
Edmonton Oilers	1-0-2	0-0-1	1-0-1
Minnesota Wild	1-1-1	1-1-0	0-0-1
Vancouver Canucks	1-2-0	0-1-0	1-1-0
Overall	6-4-5	3-2-2	3-2-3

PACIFIC DIVISION

TEAM	OVERALL	HOME	ROAD
Anaheim Ducks	3-1-0	2-0-0	1-1-0
Dallas Stars	2-1-1	2-0-0	0-1-1
Los Angeles Kings	2-3-0	2-1-0	0-2-0
San Jose Sharks	2-2-1	1-1-0	1-1-1
Overall	9-7-2	7-2-0	2-5-2

VS. WESTERN CONFERENCE	21-18-9	14-8-2	7-10-7
-------------------------------	----------------	---------------	---------------



ANAHEIM DUCKS

2012-13 SEASON SERIES – Won: 3 Lost: 3 OT: 0

LAST TIME VS THE DUCKS...

Last Home Win: March 4, 2013 (5-4 SO)
 Last Home Loss: January 31, 2012 (4-1)
 Last Home Tie: February 23, 2004 (1-1)
 Last Road Win: April 27, 2013 (5-3)
 Last Road Loss: March 6, 2013 (2-0)
 Last Road Tie: November 27, 2002 (2-2)

AT PHOENIX	COYOTES	DUCKS	ATTEND	GOALTENDERS	W. GOAL
Mar 4, 2013 **	Coyotes 5	Ducks 4	11,024	Mike Smith/Jonas Hiller	Oliver Ekman-Larsson
Mar 2, 2013 **	Coyotes 5	Ducks 4	15,227	Mike Smith/Viktor Fasth	Steve Sullivan

AT ANAHEIM	COYOTES	DUCKS	ATTEND	GOALTENDERS	W. GOAL
Apr 27, 2013	Coyotes 5	Ducks 3	17,442	Jason LaBarbera/Viktor Fasth	Radim Vrbata
Mar 6, 2013	Coyotes 0	Ducks 2	13,456	Jason LaBarbera/Jonas Hiller	Corey Perry

* - Overtime ** - Shootout

INDIVIDUAL SCORING

COYOTES														DUCKS													
Player	GP	G	A	P	+/	PIM	PP	SH	GW	GT	EN	S	S%	Player	GP	G	A	P	+/	PIM	PP	SH	GW	GT	EN	S	S%
Radim Vrbata	1	3	1	4	3	0	0	1	1	0	0	5	60.0	Ryan Getzlaf	4	2	5	7	1	4	0	1	0	0	1	7	28.6
Keith Yandle	4	1	3	4	2	10	1	0	0	0	0	11	9.1	Andrew Cogliano	4	3	1	4	3	0	0	0	0	0	0	12	25.0
Oliver Ekman-Larsson	4	0	4	4	-1	0	0	0	0	0	0	6	0.0	Bobby Ryan	4	2	2	4	-1	0	0	0	0	0	0	9	22.2
Antoine Vermette	4	2	1	3	-2	4	0	0	0	0	1	5	40.0	Corey Perry	4	2	1	3	1	0	1	0	1	0	0	10	20.0
Kyle Chipchura	4	1	2	3	3	4	0	0	0	0	0	7	14.3	Saku Koivu	4	1	2	3	-3	2	1	0	0	0	0	5	20.0
Shane Doan	4	1	2	3	1	2	0	0	0	0	0	5	20.0	Nick Bonino	4	0	2	2	2	0	0	0	0	0	0	8	0.0
Lauri Korpikoski	4	2	0	2	1	2	0	0	0	0	0	7	28.6	Cam Fowler	4	0	2	2	-2	0	0	0	0	0	0	8	0.0
Matthew Lombardi	3	1	1	2	1	0	0	0	0	0	0	8	12.5	Ben Lovejoy	4	0	2	2	3	4	0	0	0	0	0	10	0.0
Steve Sullivan	3	1	1	2	-3	0	0	0	0	0	0	7	14.3	Francois Beauchemin	4	1	0	1	0	0	1	0	0	0	0	10	10.0
Martin Hanzal	3	0	2	2	1	0	0	0	0	0	0	15	0.0	Teemu Selanne	4	1	0	1	-4	0	0	0	0	0	0	14	7.1
Dave Moss	3	0	2	2	1	0	0	0	0	0	0	4	0.0	Matt Beleskey	3	1	0	1	-1	2	0	0	0	0	0	7	14.3
Michael Stone	4	1	0	1	2	0	0	0	0	0	0	6	16.7	Toni Lydman	4	0	1	1	2	0	0	0	0	0	0	6	0.0
Mikkel Boedker	4	0	1	1	-3	0	0	0	0	0	0	5	0.0	Daniel Winnik	4	0	1	1	1	0	0	0	0	0	0	5	0.0
Raffi Torres	3	0	1	1	-1	0	0	0	0	0	0	3	0.0	Patrick Maroon	3	0	1	1	-2	0	0	0	0	0	0	8	0.0
Paul Bissonnette	2	0	1	1	0	0	0	0	0	0	0	1	0.0	Luca Sbisa	3	0	1	1	0	0	0	0	0	0	0	0	0.0
David Schlemko	1	0	1	1	3	0	0	0	0	0	0	0	0.0	Sheldon Souray	4	0	0	0	-4	2	0	0	0	0	0	12	0.0
Boyd Gordon	4	0	0	0	2	0	0	0	0	0	0	5	0.0	Emerson Etem	3	0	0	0	0	0	0	0	0	0	0	1	0.0
Rostislav Klesla	4	0	0	0	-1	2	0	0	0	0	0	5	0.0	Brandon McMillan	2	0	0	0	-1	0	0	0	0	0	0	0	0.0
Zbynek Michalek	4	0	0	0	2	4	0	0	0	0	0	6	0.0	Bryan Allen	1	0	0	0	-1	0	0	0	0	0	0	1	0.0
Derek Morris	3	0	0	0	-3	2	0	0	0	0	0	9	0.0	Radek Dvorak	1	0	0	0	-2	0	0	0	0	0	0	1	0.0
Nick Johnson	2	0	0	0	0	0	0	0	0	0	0	1	0.0	Peter Holland	1	0	0	0	0	0	0	0	0	0	0	0	0.0
Alexandre Bolduc	1	0	0	0	0	0	0	0	0	0	0	2	0.0	Kyle Palmieri	1	0	0	0	0	0	0	0	0	0	0	0	0.0
Chris Brown	1	0	0	0	0	2	0	0	0	0	0	0	0.0	Devante Smith-Pelly	1	0	0	0	-2	0	0	0	0	0	0	1	0.0
Chris Conner	1	0	0	0	0	0	0	0	0	0	0	2	0.0	David Steckel	1	0	0	0	-2	0	0	0	0	0	0	1	0.0
Rob Klinkhammer	1	0	0	0	0	0	0	0	0	0	0	1	0.0														

POWER PLAY: 1-9 11.1% / PENALTY KILLING: 7-10 70.0%

POWER PLAY: 3-10 30.0% / PENALTY KILLING: 8-9 88.9%

GOALTENDING

COYOTES											DUCKS										
Player	GP	Min	GA	GAA	SO	W	L	OT	SA	SV%	Player	GP	Min	GA	GAA	SO	W	L	OT	SA	SV%
MIKE SMITH	2	130	8	3.69	0	2	0	0	66	.879	JONAS HILLER	2	125	4	1.92	1	1	0	1	58	.931
JASON LABARBERA	2	120	4	2.01	0	1	1	0	69	.942	VIKTOR FASTH	2	123	8	3.89	0	0	1	1	67	.881

GOALS BY PERIOD

COYOTES					DUCKS				
1	2	3	OT	TOT	1	2	3	OT	TOT
3	4	6	0	13	4	4	5	0	13

SHOTS BY PERIOD

COYOTES					DUCKS				
1	2	3	OT	TOT	1	2	3	OT	TOT
34	38	45	9	126	53	36	44	3	136

SEE RECORDS SECTION FOR "ALL TIME VS THE DUCKS" BREAKDOWN



CALGARY FLAMES

2012-13 SEASON SERIES – Won: 1 Lost: 1 OT: 1

LAST TIME VS THE FLAMES...

Last Home Win: February 18, 2013 (4-0)
 Last Home Loss: March 1, 2012 (4-2)
 Last Home Tie: February 2, 1999 (2-2)
 Last Road Win: February 23, 2012 (4-3 SO)
 Last Road Loss: April 12, 2013 (3-2 OT)
 Last Road Tie: October 24, 2000 (2-2)

AT PHOENIX	COYOTES	FLAMES	ATTEND	GOALTENDERS	W. GOAL
Feb 18, 2013	Coyotes 4	Flames 0	17,208	Mike Smith/Danny Taylor	Keith Yandle

AT CALGARY	COYOTES	FLAMES	ATTEND	GOALTENDERS	W. GOAL
Apr 12, 2013 *	Coyotes 2	Flames 3	19,289	Mike Smith/Joey MacDonald	Mark Giordano
Feb 24, 2013	Coyotes 4	Flames 5	19,289	Mike Smith/Joey MacDonald	Curtis Glencross

* - Overtime ** - Shootout

INDIVIDUAL SCORING

COYOTES														FLAMES													
Player	GP	G	A	P	+/-	PIM	PP	SH	GW	GT	EN	S	S%	Player	GP	G	A	P	+/-	PIM	PP	SH	GW	GT	EN	S	S%
Raffi Torres	2	3	1	4	3	0	0	0	0	0	0	6	50.0	Curtis Glencross	3	1	2	3	-1	0	0	0	1	0	0	7	14.3
Oliver Ekman-Larsson	3	0	4	4	5	2	0	0	0	0	0	7	0.0	Lee Stempniak	3	1	2	3	0	2	1	0	0	0	0	8	12.5
Antoine Vermette	3	2	1	3	2	6	0	0	0	0	0	7	28.6	Jarome Iginla	2	2	0	2	-2	2	0	0	0	0	0	5	40.0
Keith Yandle	3	2	0	2	0	2	0	0	1	0	0	11	18.2	Mark Giordano	3	1	1	2	-1	0	0	0	1	0	0	4	25.0
Mikkel Boedker	3	1	1	2	-1	0	0	0	0	0	0	7	14.3	Chris Butler	3	0	2	2	2	0	0	0	0	0	0	1	0.0
Shane Doan	3	0	2	2	3	0	0	0	0	0	0	9	0.0	Alex Tanguay	3	0	2	2	0	2	0	0	0	0	0	0	0.0
Dave Moss	3	0	2	2	-1	0	0	0	0	0	0	9	0.0	Mikael Backlund	1	0	2	2	1	0	0	0	0	0	0	3	0.0
Nick Johnson	2	1	0	1	0	0	0	0	0	0	0	5	20.0	Mike Cammalleri	3	1	0	1	-2	2	0	0	0	0	0	7	14.3
Michael Stone	2	1	0	1	-2	0	1	0	0	0	0	2	50.0	Jiri Hudler	3	1	0	1	-1	4	0	0	0	0	0	5	20.0
Paul Bissonnette	3	0	1	1	0	5	0	0	0	0	0	2	0.0	Tim Jackman	3	1	0	1	0	5	0	0	0	0	0	5	20.0
Boyd Gordon	3	0	1	1	0	0	0	0	0	0	0	2	0.0	TJ Brodie	3	0	1	1	-2	0	0	0	0	0	0	3	0.0
Zbynek Michalek	3	0	1	1	3	0	0	0	0	0	0	2	0.0	Roman Cervenka	3	0	1	1	0	0	0	0	0	0	0	1	0.0
Chris Conner	1	0	1	1	1	0	0	0	0	0	0	2	0.0	Dennis Wideman	3	0	1	1	-2	0	0	0	0	0	0	7	0.0
Matthew Lombardi	1	0	1	1	0	0	0	0	0	0	0	3	0.0	Jay Bouwmeester	2	0	1	1	0	0	0	0	0	0	0	5	0.0
Derek Morris	1	0	1	1	0	0	0	0	0	0	0	1	0.0	Matt Stajan	2	0	1	1	0	4	0	0	0	0	0	5	0.0
Radim Vrbata	1	0	1	1	1	0	0	0	0	0	0	2	0.0	Steve Begin	3	0	0	0	1	2	0	0	0	0	0	6	0.0
Kyle Chipchura	3	0	0	0	-1	0	0	0	0	0	0	2	0.0	Sven Baertschi	2	0	0	0	-1	0	0	0	0	0	0	5	0.0
Martin Hanzal	2	0	0	0	1	0	0	0	0	0	0	2	0.0	Blake Comeau	2	0	0	0	0	0	0	0	0	0	0	2	0.0
Rostislav Klesla	2	0	0	0	-1	0	0	0	0	0	0	1	0.0	Roman Horak	2	0	0	0	-2	0	0	0	0	0	0	1	0.0
Lauri Korpikoski	2	0	0	0	0	0	0	0	0	0	0	1	0.0	Cory Sarich	2	0	0	0	-2	0	0	0	0	0	0	2	0.0
Steve Sullivan	2	0	0	0	0	0	0	0	0	0	0	3	0.0	Brett Carson	1	0	0	0	0	0	0	0	0	0	0	0	0.0
Chris Summers	2	0	0	0	-2	2	0	0	0	0	0	2	0.0	Maxwell Reinhart	1	0	0	0	0	0	0	0	0	0	0	3	0.0
Alexandre Bolduc	1	0	0	0	-1	0	0	0	0	0	0	2	0.0	Derek Smith	1	0	0	0	1	0	0	0	0	0	0	1	0.0
Rob Klinkhammer	1	0	0	0	0	0	0	0	0	0	0	1	0.0														
David Rundblad	1	0	0	0	0	0	0	0	0	0	0	2	0.0														
David Schlemko	1	0	0	0	1	0	0	0	0	0	0	2	0.0														

POWER PLAY: 1-8 12.5% / PENALTY KILLING: 4-5 80.0%

POWER PLAY: 1-5 20.0% / PENALTY KILLING: 7-8 87.5%

GOALTENDING

COYOTES											
Player	GP	Min	GA	GAA	SO	W	L	OT	SA	SV%	
MIKE SMITH	3	184	8	2.61	1	1	1	1	86	.907	

FLAMES											
Player	GP	Min	GA	GAA	SO	W	L	OT	SA	SV%	
JOEY MACDONALD	2	125	6	2.89	0	2	0	0	58	.897	
DANIEL TAYLOR	1	60	4	4.00	0	0	1	0	37	.892	

GOALS BY PERIOD

COYOTES						FLAMES					
1	2	3	OT	TOT		1	2	3	OT	TOT	
2	2	6	0	10		2	3	2	1	8	

SHOTS BY PERIOD

COYOTES						FLAMES					
1	2	3	OT	TOT		1	2	3	OT	TOT	
28	28	38	2	96		24	39	20	3	86	

SEE RECORDS SECTION FOR "ALL TIME VS THE FLAMES" BREAKDOWN



CHICAGO BLACKHAWKS

2012-13 SEASON SERIES – Won: 1 Lost: 2 OT: 0

LAST TIME VS THE BLACKHAWKS...

Last Home Win: February 11, 2012 (3-0)
 Last Home Loss: February 7, 2013 (6-2)
 Last Home Tie: October 28, 2003 (2-2)
 Last Road Win: April 20, 2013 (3-2 SO)
 Last Road Loss: February 27, 2011 (4-3 SO)
 Last Road Tie: March 21, 2004 (2-2)

AT PHOENIX	COYOTES	BLACKHAWKS	ATTEND	GOALTENDERS	W. GOAL
Jan 20, 2013	Coyotes 4	Blackhawks 6	17,363	Mike Smith/Ray Emery	Marian Hossa
Feb 7, 2013	Coyotes 2	Blackhawks 6	15,096	Jason LaBarbera, Mike Smith/ Ray Emery	Dave Bolland

AT CHICAGO	COYOTES	BLACKHAWKS	ATTEND	GOALTENDERS	W. GOAL
Apr 20, 2013 **	Coyotes 3	Blackhawks 2	22,272	Mike Smith/ Corey Crawford	David Schlemko

* - Overtime ** - Shootout

INDIVIDUAL SCORING

COYOTES														BLACKHAWKS													
Player	GP	G	A	P	+/-	PIM	PP	SH	GW	GT	EN	S	S%	Player	GP	G	A	P	+/-	PIM	PP	SH	GW	GT	EN	S	S%
Martin Hanzal	3	2	0	2	1	0	1	0	0	0	0	9	22.2	Patrick Kane	3	2	5	7	1	0	2	0	0	0	0	5	40.0
Shane Doan	3	1	1	2	0	8	0	0	0	0	0	11	9.1	Patrick Sharp	2	1	4	5	2	0	0	0	0	0	0	8	12.5
Radim Vrbata	3	1	1	2	1	4	0	0	0	0	0	8	12.5	Dave Bolland	3	3	1	4	1	0	1	0	1	0	0	5	60.0
Mikkel Boedker	3	0	2	2	2	0	0	0	0	0	0	3	0.0	Marian Hossa	3	2	1	3	1	8	0	0	1	0	0	10	20.0
David Schlemko	2	0	2	2	2	0	0	0	0	0	0	3	0.0	Viktor Stalberg	3	2	1	3	1	0	0	0	0	0	0	10	20.0
Dave Moss	3	1	0	1	-1	0	0	0	0	0	0	7	14.3	Bryan Bickell	3	1	2	3	1	4	0	0	0	0	0	5	20.0
Antoine Vermette	3	1	0	1	-1	4	0	0	0	0	0	4	25.0	Nick Leddy	3	0	3	3	2	0	0	0	0	0	0	5	0.0
Rostislav Klesla	2	1	0	1	0	0	0	0	0	0	0	3	33.3	Brent Seabrook	3	2	0	2	0	0	2	0	0	0	0	5	40.0
Raffi Torres	1	1	0	1	-1	5	0	0	0	0	0	1	100.0	Jonathan Toews	3	1	1	2	2	0	0	0	0	0	0	9	11.1
Kyle Chipchura	3	0	1	1	-1	0	0	0	0	0	0	1	0.0	Michal Rozsival	1	0	2	2	2	0	0	0	0	0	0	0	0.0
Keith Yandle	3	0	1	1	-2	16	0	0	0	0	0	8	0.0	Niklas Hjalmarsson	3	0	1	1	0	0	0	0	0	0	0	5	0.0
Derek Morris	2	0	1	1	-3	4	0	0	0	0	0	1	0.0	Duncan Keith	3	0	1	1	-1	0	0	0	0	0	0	5	0.0
Michael Stone	2	0	1	1	1	0	0	0	0	0	0	2	0.0	Johnny Oduya	3	0	1	1	1	0	0	0	0	0	0	3	0.0
Rob Klinkhammer	1	0	1	1	1	0	0	0	0	0	0	0	0.0	Andrew Shaw	3	0	1	1	1	2	0	0	0	0	0	3	0.0
Oliver Ekman-Larsson	3	0	0	0	-1	6	0	0	0	0	0	5	0.0	Michael Frolik	3	0	0	0	-2	0	0	0	0	0	0	6	0.0
Boyd Gordon	3	0	0	0	-1	0	0	0	0	0	0	4	0.0	Marcus Kruger	3	0	0	0	-3	2	0	0	0	0	0	4	0.0
Zbynek Michalek	3	0	0	0	-1	2	0	0	0	0	0	3	0.0	Brandon Saad	3	0	0	0	1	4	0	0	0	0	0	9	0.0
Paul Bissonnette	2	0	0	0	0	5	0	0	0	0	0	1	0.0	Sheldon Brookbank	2	0	0	0	0	0	0	0	0	0	0	2	0.0
Lauri Korpikoski	2	0	0	0	-1	0	0	0	0	0	0	4	0.0	Jamal Mayers	2	0	0	0	0	5	0	0	0	0	0	1	0.0
Steve Sullivan	2	0	0	0	-2	0	0	0	0	0	0	0	0.0	Brandon Bollig	1	0	0	0	0	7	0	0	0	0	0	1	0.0
Alexandre Bolduc	1	0	0	0	0	0	0	0	0	0	0	1	0.0	Michal Handzus	1	0	0	0	0	0	0	0	0	0	0	1	0.0
Chris Conner	1	0	0	0	0	2	0	0	0	0	0	1	0.0														
Nick Johnson	1	0	0	0	-2	0	0	0	0	0	0	2	0.0														
Matthew Lombardi	1	0	0	0	-1	0	0	0	0	0	0	0	0.0														
Chris Summers	1	0	0	0	0	2	0	0	0	0	0	2	0.0														

POWER PLAY: 1-10 10.0% / PENALTY KILLING: 13-18 72.2%

POWER PLAY: 5-18 27.8% / PENALTY KILLING: 9-10 90.0%

GOALTENDING

COYOTES											BLACKHAWKS										
Player	GP	Min	GA	GAA	SO	W	L	OT	SA	SV%	Player	GP	Min	GA	GAA	SO	W	L	OT	SA	SV%
MIKE SMITH	3	160	14	5.25	0	1	2	0	91	.846	RAY EMERY	2	120	6	3.00	0	2	0	0	53	.887
JASON LABARBERA	1	25	0	0.00	0	0	0	0	11	1.000	COREY CRAWFORD	1	65	2	1.85	0	0	0	1	31	.935

GOALS BY PERIOD

COYOTES					BLACKHAWKS				
1	2	3	OT	TOT	1	2	3	OT	TOT
3	2	3	0	8	6	6	2	0	14

SHOTS BY PERIOD

COYOTES					BLACKHAWKS				
1	2	3	OT	TOT	1	2	3	OT	TOT
22	24	35	3	84	44	26	30	2	102

SEE RECORDS SECTION FOR "ALL TIME VS THE BLACKHAWKS" BREAKDOWN



COLORADO AVALANCHE

2012-13 SEASON SERIES – Won: 2 Lost: 0 OT: 1

LAST TIME VS THE AVALANCHE...

Last Home Win: April 6, 2013 (4-0)
Last Home Loss: April 26, 2013 (5-4 SO)
Last Home Tie: November 17, 2002 (4-4)
Last Road Win: February 11, 2013 (3-2 OT)
Last Road Loss: December 29, 2011 (3-2)
Last Road Tie: March 10, 2002 (2-2)

AT PHOENIX	COYOTES	AVALANCHE	ATTEND	GOALTENDERS	W. GOAL
Apr 6, 2013	Coyotes 4	Avalanche 0	16,648	Mike Smith/ Semyon Varlamov	Mikkel Boedker
Apr 26, 2013 **	Coyotes 4	Avalanche 5	16,011	Mike Smith/ Jean-Sebastien Giguere, Semyon Varlamov	Matt Duchene

AT COLORADO	COYOTES	AVALANCHE	ATTEND	GOALTENDERS	W. GOAL
Feb 11, 2013 *	Coyotes 3	Avalanche 2	14,063	Mike Smith/ Semyon Varlamov	Shane Doan

* - Overtime ** - Shootout

INDIVIDUAL SCORING

COYOTES													
Player	GP	G	A	P	+/-	PIM	PP	SH	GW	GT	EN	S	S%
Shane Doan	3	3	2	5	2	4	0	0	1	0	0	8	37.5
Oliver Ekman-Larsson	3	1	2	3	2	2	0	0	0	0	0	4	25.0
Kyle Chipchura	3	0	3	3	3	5	0	0	0	0	0	5	0.0
Keith Yandle	3	0	3	3	2	4	0	0	0	0	0	2	0.0
Antoine Vermette	3	2	0	2	0	0	1	0	0	0	0	4	50.0
Mikkel Boedker	3	1	1	2	2	2	0	0	1	0	0	7	14.3
Boyd Gordon	3	1	1	2	0	0	0	0	0	0	0	5	20.0
Martin Hanzal	3	1	1	2	1	2	1	0	0	0	0	5	20.0
Radim Vrbata	3	0	2	2	1	2	0	0	0	0	0	9	0.0
Rob Klinkhammer	2	1	0	1	1	0	1	0	0	0	0	5	20.0
David Schlemko	2	1	0	1	2	2	0	0	0	0	0	4	25.0
Paul Bissonnette	3	0	1	1	0	5	0	0	0	0	0	2	0.0
Dave Moss	3	0	1	1	0	2	0	0	0	0	0	6	0.0
Michael Stone	3	0	1	1	1	2	0	0	0	0	0	6	0.0
Lauri Korpikoski	2	0	1	1	0	0	0	0	0	0	0	4	0.0
Rostislav Klesla	3	0	0	0	0	2	0	0	0	0	0	4	0.0
Chris Conner	2	0	0	0	1	0	0	0	0	0	0	2	0.0
Zbynek Michalek	2	0	0	0	0	2	0	0	0	0	0	7	0.0
Derek Morris	2	0	0	0	1	2	0	0	0	0	0	4	0.0
Chris Brown	1	0	0	0	0	0	0	0	0	0	0	2	0.0
Steve Sullivan	1	0	0	0	0	10	0	0	0	0	0	0	0.0
Raffi Torres	1	0	0	0	1	0	0	0	0	0	0	0	0.0

AVALANCHE														
Player	GP	G	A	P	+/-	PIM	PP	SH	GW	GT	EN	S	S%	
Matt Duchene	3	1	3	4	0	2	0	0	0	0	0	6	16.7	
PA Parenteau	3	1	2	3	0	0	1	0	0	0	0	8	12.5	
Patrick Bordeleau	3	1	0	1	-2	7	0	0	0	0	0	4	25.0	
Stefan Elliott	2	1	0	1	-1	0	0	0	0	0	0	3	33.3	
Ryan O'Reilly	2	1	0	1	-2	0	1	0	0	0	0	2	50.0	
Mark Olver	2	1	0	1	1	2	0	0	0	0	0	6	16.7	
Tyson Barrie	3	0	1	1	-3	0	0	0	0	0	0	5	0.0	
John Mitchell	2	0	1	1	-1	2	0	0	0	0	0	3	0.0	
Paul Stastny	2	0	1	1	0	0	0	0	0	0	0	2	0.0	
Milan Hejduk	1	0	1	1	0	0	0	0	0	0	0	2	0.0	
Ryan O'Byrne	1	0	1	1	-1	2	0	0	0	0	0	1	0.0	
Tomas Vincour	1	0	1	1	0	2	0	0	0	0	0	1	0.0	
Jan Hejda	3	0	0	0	-2	0	0	0	0	0	0	3	0.0	
Jamie McGinn	3	0	0	0	-1	2	0	0	0	0	0	9	0.0	
Cody McLeod	3	0	0	0	-1	5	0	0	0	0	0	9	0.0	
Greg Zanon	3	0	0	0	-3	2	0	0	0	0	0	1	0.0	
Matt Hunwick	2	0	0	0	-1	2	0	0	0	0	0	2	0.0	
Erik Johnson	2	0	0	0	0	0	0	0	0	0	0	5	0.0	
Chuck Kobasew	2	0	0	0	0	2	0	0	0	0	0	4	0.0	
Gabriel Landeskog	2	0	0	0	0	2	0	0	0	0	0	4	0.0	
Brad Malone	2	0	0	0	-3	0	0	0	0	0	0	2	0.0	
Shane O'Brien	2	0	0	0	3	16	0	0	0	0	0	2	0.0	
Aaron Palushaj	2	0	0	0	-2	0	0	0	0	0	0	3	0.0	
David Jones	1	0	0	0	0	0	0	0	0	0	0	6	0.0	
Michael Sgarbossa	1	0	0	0	-1	2	0	0	0	0	0	0	0.0	
David Van Der Gulik	1	0	0	0	0	2	0	0	0	0	0	2	0.0	

POWER PLAY: 3-15 20.0% / PENALTY KILLING: 10-12 83.3%

POWER PLAY: 2-12 16.7% / PENALTY KILLING: 12-15 80.0%

GOALTENDING

COYOTES											AVALANCHE										
Player	GP	Min	GA	GAA	SO	W	L	OT	SA	SV%	Player	GP	Min	GA	GAA	SO	W	L	OT	SA	SV%
MIKE SMITH	3	189	6	1.90	1	2	0	1	95	.937	SEMYON VARLAMOV	3	133	7	3.15	0	1	1	1	64	.891

COYOTES											AVALANCHE										
Player	GP	Min	GA	GAA	SO	W	L	OT	SA	SV%	Player	GP	Min	GA	GAA	SO	W	L	OT	SA	SV%
MIKE SMITH	3	189	6	1.90	1	2	0	1	95	.937	JEAN-SEBASTIEN GIGUERE	1	56	4	4.31	0	0	0	0	31	.871

GOALS BY PERIOD

COYOTES						AVALANCHE					
1	2	3	OT	TOT		1	2	3	OT	TOT	
4	4	2	1	11		3	3	0	-	6	

SHOTS BY PERIOD

COYOTES						AVALANCHE					
1	2	3	OT	TOT		1	2	3	OT	TOT	
25	41	20	9	95		32	33	26	4	95	

SEE RECORDS SECTION FOR "ALL TIME VS THE AVALANCHE" BREAKDOWN



COLUMBUS BLUE JACKETS

2012-13 SEASON SERIES – Won: 2 Lost: 0 OT: 1

LAST TIME VS THE BLUE JACKETS...

Last Home Win: February 16, 2013 (5-3)

Last Home Loss: March 3, 2012 (5-2)

Last Home Tie: February 2, 2004 (3-3)

Last Road Win: January 11, 2011 (4-3)

Last Road Loss: March 16, 2013 (1-0 SO)

Last Road Tie: November 16, 2003 (2-2)

AT PHOENIX	COYOTES	BLUE JACKETS	ATTEND	GOALTENDERS	W. GOAL
Jan 23, 2013	Coyotes 5	Blue Jackets 1	8,355	Jason LaBarbera, Mike Smith / Steve Mason	Oliver Ekman-Larsson
Feb 16, 2013	Coyotes 5	Blue Jackets 3	15,425	Mike Smith/Steve Mason	Martin Hanzal

AT COLUMBUS	COYOTES	BLUE JACKETS	ATTEND	GOALTENDERS	W. GOAL
Mar 16, 2013 **	Coyotes 0	Blue Jackets 1	14,231	Mike Smith/ Sergei Bobrovsky	Artem Anisimov

* - Overtime ** - Shootout

INDIVIDUAL SCORING

COYOTES

Player	GP	G	A	P	+/-	PIM	PP	SH	GW	GT	EN	S	S%
Steve Sullivan	3	3	2	5	1	0	1	0	0	0	0	5	60.0
Oliver Ekman-Larsson	3	2	1	3	4	4	0	0	1	0	0	13	15.4
Martin Hanzal	2	2	1	3	1	2	1	0	1	0	1	7	28.6
Mikkel Boedker	3	0	3	3	1	2	0	0	0	0	0	8	0.0
Antoine Vermette	3	0	3	3	2	0	0	0	0	0	0	6	0.0
Keith Yandle	3	0	3	3	3	0	0	0	0	0	0	16	0.0
Dave Moss	3	1	1	2	2	2	0	0	0	0	0	4	25.0
Kyle Chipchura	2	1	0	1	0	0	0	0	0	0	0	1	100.0
Radim Vrbata	2	1	0	1	1	0	0	0	0	0	0	8	12.5
Shane Doan	3	0	1	1	1	0	0	0	0	0	0	10	0.0
Boyd Gordon	3	0	1	1	0	0	0	0	0	0	0	3	0.0
Rostislav Klesla	2	0	1	1	3	0	0	0	0	0	0	1	0.0
Matthew Lombardi	2	0	1	1	1	2	0	0	0	0	0	4	0.0
Derek Morris	2	0	1	1	1	0	0	0	0	0	0	3	0.0
Raffi Torres	2	0	1	1	0	0	0	0	0	0	0	2	0.0
Paul Bissonnette	3	0	0	0	0	5	0	0	0	0	0	2	0.0
Lauri Korpikoski	3	0	0	0	2	0	0	0	0	0	0	8	0.0
Zbynek Michalek	2	0	0	0	3	0	0	0	0	0	0	4	0.0
David Schlemko	2	0	0	0	-1	2	0	0	0	0	0	3	0.0
Michael Stone	2	0	0	0	-1	0	0	0	0	0	0	1	0.0
Alexandre Bolduc	1	0	0	0	0	0	0	0	0	0	0	3	0.0
Rob Klinkhammer	1	0	0	0	0	0	0	0	0	0	0	2	0.0
David Rundblad	1	0	0	0	-2	0	0	0	0	0	0	2	0.0
Chris Summers	1	0	0	0	-2	5	0	0	0	0	0	0	0.0

BLUE JACKETS

Player	GP	G	A	P	+/-	PIM	PP	SH	GW	GT	EN	S	S%
Jared Boll	3	1	1	2	2	5	0	0	0	0	0	2	50.0
Derrick Brassard	3	0	2	2	-2	2	0	0	0	0	0	5	0.0
Matt Calvert	3	1	0	1	0	0	0	0	0	0	0	9	11.1
Fedor Tyutin	3	1	0	1	-3	4	0	0	0	0	0	3	33.3
Derek MacKenzie	1	1	0	1	1	7	0	0	0	0	0	1	100.0
Jack Johnson	3	0	1	1	-2	2	0	0	0	0	0	4	0.0
Vinny Prospal	3	0	1	1	-1	2	0	0	0	0	0	7	0.0
Adrian Aucoin	2	0	1	1	0	0	0	0	0	0	0	2	0.0
Derek Dorsett	2	0	1	1	-3	8	0	0	0	0	0	3	0.0
Brandon Dubinsky	3	0	0	0	-1	0	0	0	0	0	0	5	0.0
Nick Foligno	3	0	0	0	0	0	0	0	0	0	0	1	0.0
Mark Letestu	3	0	0	0	-2	0	0	0	0	0	0	0	0.0
John Moore	3	0	0	0	-2	0	0	0	0	0	0	3	0.0
Nikita Nikitin	3	0	0	0	-2	0	0	0	0	0	0	2	0.0
RJ Umberger	3	0	0	0	-3	2	0	0	0	0	0	3	0.0
Artem Anisimov	2	0	0	0	0	0	0	0	0	0	0	4	0.0
Cam Atkinson	2	0	0	0	-1	0	0	0	0	0	0	2	0.0
Tim Erixon	2	0	0	0	2	6	0	0	0	0	0	3	0.0
Colton Gillies	2	0	0	0	0	0	0	0	0	0	0	4	0.0
Ryan Johansen	2	0	0	0	-2	0	0	0	0	0	0	2	0.0
Nick Drazenovic	1	0	0	0	-1	0	0	0	0	0	0	0	0.0
Dalton Prout	1	0	0	0	0	0	0	0	0	0	0	1	0.0
James Wisniewski	1	0	0	0	-1	0	0	0	0	0	0	3	0.0

POWER PLAY: 2-14 14.3% / PENALTY KILLING: 8-8 100.0%

POWER PLAY: 0-8 0.0% / PENALTY KILLING: 12-14 85.7%

GOALTENDING

COYOTES

Player	GP	Min	GA	GAA	SO	W	L	OT	SA	SV%
JASON LABARBERA	1	49	1	1.22	0	1	0	0	22	.955
MIKE SMITH	3	136	3	1.32	1	1	0	1	47	.936

BLUE JACKETS

Player	GP	Min	GA	GAA	SO	W	L	OT	SA	SV%
SERGEI BOBROVSKY	1	64	0	0.00	1	1	0	0	39	1.000
STEVE MASON	2	120	9	4.51	0	0	2	0	76	.882

GOALS BY PERIOD

COYOTES

1	2	3	OT	TOT
3	2	5	0	10

BLUE JACKETS

1	2	3	OT	TOT
2	2	0	0	4

SHOTS BY PERIOD

COYOTES

1	2	3	OT	TOT
36	39	39	2	116

BLUE JACKETS

1	2	3	OT	TOT
25	24	19	1	69

SEE RECORDS SECTION FOR "ALL TIME VS THE BLUE JACKETS" BREAKDOWN



DALLAS STARS

2012-13 SEASON SERIES – Won: 2 Lost: 1 OT: 1

LAST TIME VS THE STARS...

Last Home Win: March 9, 2013 (2-1)
 Last Home Loss: October 25, 2011 (3-2 SO)
 Last Home Tie: November 20, 2002 (2-2)
 Last Road Win: February 7, 2012 (4-1)
 Last Road Loss: February 1, 2013 (4-3 SO)
 Last Road Tie: November 14, 2003 (3-3)

AT PHOENIX	COYOTES	STARS	ATTEND	GOALTENDERS	W. GOAL
Feb 2, 2013	Coyotes 2	Stars 0	12,151	Mike Smith/Richard Bachman	Nick Johnson
Mar 9, 2013	Coyotes 2	Stars 1	15,842	Mike Smith/ Kari Lehtonen	Rob Klinkhammer

AT DALLAS	COYOTES	STARS	ATTEND	GOALTENDERS	W. GOAL
Jan 19, 2013	Coyotes 3	Stars 4	18,532	Mike Smith/ Kari Lehtonen	Loui Eriksson
Feb 1, 2013 **	Coyotes 3	Stars 4	18,101	Mike Smith/ Kari Lehtonen	Jaromir Jagr

* - Overtime ** - Shootout

INDIVIDUAL SCORING

COYOTES														STARS													
Player	GP	G	A	P	+/-	PIM	PP	SH	GW	GT	EN	S	%	Player	GP	G	A	P	+/-	PIM	PP	SH	GW	GT	EN	S	%
Radim Vrbata	3	3	2	5	-1	4	1	0	0	0	0	7	42.9	Jaromir Jagr	4	3	2	5	0	2	2	0	0	0	0	12	25.0
Martin Hanzal	4	2	2	4	0	2	0	0	0	0	0	8	25.0	Loui Eriksson	4	1	2	3	0	0	0	0	1	0	0	5	20.0
Oliver Ekman-Larsson	4	0	3	3	4	0	0	0	0	0	0	14	0.0	Ray Whitney	2	1	2	3	1	0	1	0	0	0	0	4	25.0
Mikkel Boedker	4	1	1	2	1	0	1	0	0	0	0	8	12.5	Brenden Dillon	4	1	1	2	-2	9	0	0	0	0	0	8	12.5
Lauri Korpikoski	4	1	1	2	1	0	1	0	0	0	0	11	9.1	Stephane Robidas	4	0	2	2	-1	2	0	0	0	0	0	3	0.0
Dave Moss	4	0	2	2	2	4	0	0	0	0	0	8	0.0	Antoine Roussel	3	1	0	1	-1	2	0	0	0	0	0	4	25.0
Shane Doan	4	1	0	1	1	2	0	0	0	0	0	12	8.3	Michael Ryder	3	1	0	1	1	4	0	0	0	0	0	4	25.0
Nick Johnson	3	1	0	1	1	0	0	0	1	0	0	4	25.0	Cody Eakin	4	0	1	1	0	2	0	0	0	0	0	3	0.0
Rob Klinkhammer	1	1	0	1	1	2	0	0	1	0	0	3	33.3	Ryan Garbutt	4	0	1	1	-1	2	0	0	0	0	0	3	0.0
Boyd Gordon	4	0	1	1	1	2	0	0	0	0	0	8	0.0	Derek Roy	2	0	1	1	1	0	0	0	0	0	0	3	0.0
Derek Morris	4	0	1	1	-1	2	0	0	0	0	0	9	0.0	Trevor Daley	4	0	0	0	-1	0	0	0	0	0	0	6	0.0
Antoine Vermette	4	0	1	1	1	2	0	0	0	0	0	5	0.0	Vernon Fiddler	4	0	0	0	-1	4	0	0	0	0	0	4	0.0
Keith Yandle	4	0	1	1	-1	0	0	0	0	0	0	9	0.0	Alex Goligoski	4	0	0	0	1	2	0	0	0	0	0	5	0.0
Matthew Lombardi	1	0	1	1	0	0	0	0	0	0	0	1	0.0	Eric Nystrom	4	0	0	0	-1	0	0	0	0	0	0	1	0.0
Kyle Chipchura	4	0	0	0	-1	19	0	0	0	0	0	3	0.0	Jordie Benn	3	0	0	0	-1	2	0	0	0	0	0	0	0.0
Zbynek Michalek	4	0	0	0	3	4	0	0	0	0	0	2	0.0	Jamie Benn	3	0	0	0	-1	0	0	0	0	0	0	8	0.0
Michael Stone	3	0	0	0	1	0	0	0	0	0	0	4	0.0	Brenden Morrow	3	0	0	0	0	4	0	0	0	0	0	1	0.0
Alexandre Bolduc	2	0	0	0	-1	0	0	0	0	0	0	1	0.0	Jamie Oleksiak	3	0	0	0	-1	4	0	0	0	0	0	4	0.0
Rostislav Klesla	2	0	0	0	-1	0	0	0	0	0	0	1	0.0	Reilly Smith	3	0	0	0	-2	0	0	0	0	0	0	3	0.0
David Schlemko	2	0	0	0	1	0	0	0	0	0	0	2	0.0	Tomas Vincour	2	0	0	0	0	0	0	0	0	0	0	1	0.0
Steve Sullivan	2	0	0	0	0	0	0	0	0	0	0	2	0.0	Erik Cole	1	0	0	0	0	0	0	0	0	0	0	2	0.0
Raffi Torres	2	0	0	0	0	0	0	0	0	0	0	5	0.0	Matt Fraser	1	0	0	0	-1	0	0	0	0	0	0	1	0.0
Paul Bissonnette	1	0	0	0	-1	0	0	0	0	0	0	0	0.0	Philip Larsen	1	0	0	0	0	6	0	0	0	0	0	1	0.0
Andy Miele	1	0	0	0	1	0	0	0	0	0	0	0	0.0	Aaron Rome	1	0	0	0	0	0	0	0	0	0	0	0	0.0
David Rundblad	1	0	0	0	-2	0	0	0	0	0	0	2	0.0	Tom Wandell	1	0	0	0	0	0	0	0	0	0	0	2	0.0

POWER PLAY: 3-17 17.6% / PENALTY KILLING: 9-12 75.0%

POWER PLAY: 3-12 25.0%./ PENALTY KILLING: 14-17 82.4%

GOALTENDING

COYOTES												STARS											
Player	GP	Min	GA	GAA	SO	W	L	OT	SA	SV%		Player	GP	Min	GA	GAA	SO	W	L	OT	SA	SV%	
MIKE SMITH	4	244	8	1.97	1	2	1	1	88	.909		KARI LEHTONEN	3	184	8	2.61	0	2	1	0	95	.916	
												RICHARD BACHMAN	1	59	2	2.02	0	0	1	0	34	.941	

GOALS BY PERIOD

COYOTES						STARS					
1	2	3	OT	TOT		1	2	3	OT	TOT	
2	6	2	0	10		3	3	2	0	8	

SHOTS BY PERIOD

COYOTES						STARS					
1	2	3	OT	TOT		1	2	3	OT	TOT	
41	44	38	6	129		26	29	30	3	88	

SEE RECORDS SECTION FOR "ALL TIME VS THE STARS" BREAKDOWN



DETROIT RED WINGS

2012-13 SEASON SERIES – Won: 1 Lost: 2 OT: 0

LAST TIME VS THE RED WINGS...

Last Home Win: April 4, 2013 (4-2)
 Last Home Loss: March 25, 2013 (3-2)
 Last Home Tie: March 18, 2004 (1-1)
 Last Road Win: October 28, 2010 (4-2)
 Last Road Loss: April 22, 2013 (4-0)
 Last Road Tie: January 16, 2004 (3-3)

AT PHOENIX	COYOTES	RED WINGS	ATTEND	GOALTENDERS	W. GOAL
Mar 25, 2013	Coyotes 2	Red Wings 3	17,428	Jason LaBarbera/ Jonas Gustavsson	Pavel Datsyuk
Apr 4, 2013	Coyotes 4	Red Wings 2	16,623	Chad Johnson/ Jimmy Howard	Shane Doan

AT DETROIT	COYOTES	RED WINGS	ATTEND	GOALTENDERS	W. GOAL
Apr 22, 2013	Coyotes 0	Red Wings 4	20,066	Mike Smith/ Jimmy Howard	Johan Franzen

* - Overtime ** - Shootout

INDIVIDUAL SCORING

COYOTES														RED WINGS													
Player	GP	G	A	P	+/-	PIM	PP	SH	GW	GT	EN	S	S%	Player	GP	G	A	P	+/-	PIM	PP	SH	GW	GT	EN	S	S%
Martin Hanzal	3	2	1	3	1	0	1	0	0	0	1	7	28.6	Henrik Zetterberg	3	0	5	5	-2	2	0	0	0	0	0	13	0.0
Keith Yandle	3	0	3	3	1	2	0	0	0	0	0	11	0.0	Johan Franzen	3	3	1	4	1	0	2	0	1	0	1	13	23.1
Michael Stone	2	1	1	2	2	4	0	0	0	0	0	3	33.3	Niklas Kronwall	3	0	4	4	-1	2	0	0	0	0	0	4	0.0
Mikkel Boedker	3	0	2	2	3	2	0	0	0	0	0	4	0.0	Valtteri Filppula	3	2	0	2	-2	2	2	0	0	0	0	10	20.0
Shane Doan	3	1	0	1	1	4	0	0	1	0	0	12	8.3	Daniel Cleary	3	1	1	2	0	4	1	0	0	0	0	7	14.3
Rob Klinkhammer	3	1	0	1	0	2	0	0	0	0	0	5	20.0	Pavel Datsyuk	3	1	1	2	1	2	1	0	1	0	0	4	25.0
Chris Conner	2	1	0	1	2	0	0	0	0	0	0	3	33.3	Damien Brunner	2	1	1	2	0	0	1	0	0	0	0	4	25.0
Oliver Ekman-Larsson	3	0	1	1	1	2	0	0	0	0	0	6	0.0	Ian White	1	1	0	1	1	0	0	0	0	0	0	2	50.0
Dave Moss	3	0	1	1	-1	2	0	0	0	0	0	2	0.0	Jonathan Ericsson	3	0	1	1	1	0	0	0	0	0	0	2	0.0
Antoine Vermette	3	0	1	1	2	4	0	0	0	0	0	5	0.0	Jakub Kindl	3	0	1	1	0	2	0	0	0	0	0	5	0.0
Radim Vrbata	3	0	1	1	0	0	0	0	0	0	0	12	0.0	Gustav Nyquist	3	0	1	1	-2	0	0	0	0	0	0	5	0.0
Kyle Chipchura	3	0	0	0	0	0	0	0	0	0	0	0	0.0	Brendan Smith	3	0	1	1	-2	4	0	0	0	0	0	2	0.0
Boyd Gordon	3	0	0	0	0	2	0	0	0	0	0	3	0.0	Justin Abdelkader	3	0	0	0	-1	4	0	0	0	0	0	6	0.0
Rostislav Klesla	3	0	0	0	1	4	0	0	0	0	0	4	0.0	Joakim Andersson	3	0	0	0	-2	0	0	0	0	0	0	5	0.0
Derek Morris	3	0	0	0	2	4	0	0	0	0	0	6	0.0	Patrick Eaves	3	0	0	0	-1	0	0	0	0	0	0	3	0.0
David Schlemko	3	0	0	0	-1	0	0	0	0	0	0	2	0.0	Cory Emmerton	3	0	0	0	0	0	0	0	0	0	0	3	0.0
Lauri Korpikoski	2	0	0	0	0	0	0	0	0	0	0	7	0.0	Brian Lashoff	2	0	0	0	-2	0	0	0	0	0	0	1	0.0
Paul Bissonnette	1	0	0	0	0	2	0	0	0	0	0	0	0.0	Drew Miller	2	0	0	0	-2	0	0	0	0	0	0	2	0.0
Alexandre Bolduc	1	0	0	0	0	0	0	0	0	0	0	2	0.0	Jordin Tootoo	2	0	0	0	0	4	0	0	0	0	0	0	0.0
Chris Brown	1	0	0	0	0	0	0	0	0	0	0	3	0.0	Carlo Colaiacovo	1	0	0	0	-3	0	0	0	0	0	0	3	0.0
Zbynek Michalek	1	0	0	0	0	0	0	0	0	0	0	3	0.0	Danny DeKeyser	1	0	0	0	0	0	0	0	0	0	0	0	0.0
Steve Sullivan	1	0	0	0	0	0	0	0	0	0	0	1	0.0	Kyle Quincey	1	0	0	0	0	0	0	0	0	0	0	0	0.0
Raffi Torres	1	0	0	0	0	0	0	0	0	0	0	1	0.0														

POWER PLAY: 1-11 9.1% / PENALTY KILLING: 9-16 56.2%

POWER PLAY: 7-16 43.8% / PENALTY KILLING: 10-11 90.9%

GOALTENDING

COYOTES											RED WINGS										
Player	GP	Min	GA	GAA	SO	W	L	OT	SA	SV%	Player	GP	Min	GA	GAA	SO	W	L	OT	SA	SV%
CHAD JOHNSON	1	60	2	2.00	0	1	0	0	36	.944	JIMMY HOWARD	2	118	3	1.53	1	1	1	0	71	.958
JASON LABARBERA	1	59	3	3.07	0	0	1	0	35	.914	JONAS GUSTAVSSON	1	60	2	2.00	0	1	0	0	30	.933
MIKE SMITH	1	59	3	3.06	0	0	1	0	22	.864											

GOALS BY PERIOD

COYOTES					RED WINGS				
1	2	3	OT	TOT	1	2	3	OT	TOT
2	3	1	0	6	4	2	3	0	9

SHOTS BY PERIOD

COYOTES					RED WINGS				
1	2	3	OT	TOT	1	2	3	OT	TOT
37	36	29	0	102	33	29	32	0	94

SEE RECORDS SECTION FOR "ALL TIME VS THE RED WINGS" BREAKDOWN



EDMONTON OILERS

2012-13 SEASON SERIES – Won: 1 Lost: 0 OT: 2

LAST TIME VS THE OILERS...

Last Home Win: December 15, 2011 (4-2)
Last Home Loss: January 30, 2013 (2-1 OT)
Last Home Tie: December 12, 2003 (3-3)
Last Road Win: April 10, 2013 (3-1)
Last Road Loss: February 23, 2013 (3-2 SO)
Last Road Tie: January 26, 2001 (1-1)

AT PHOENIX	COYOTES	OILERS	ATTEND	GOALTENDERS	W. GOAL
Jan 30, 2013 *	Coyotes 1	Oilers 2	12,955	Chad Johnson/ Devan Dubnyk	Nail Yakupov

AT EDMONTON	COYOTES	OILERS	ATTEND	GOALTENDERS	W. GOAL
Feb 23, 2013 **	Coyotes 2	Oilers 3	16,839	Mike Smith/Nikolai Khabibulin	Sam Gagner
Apr 10, 2013	Coyotes 3	Oilers 1	16,839	Mike Smith/ Devan Dubnyk	Antoine Vermette

* - Overtime ** - Shootout

INDIVIDUAL SCORING

COYOTES														OILERS													
Player	GP	G	A	P	+/-	PIM	PP	SH	GW	GT	EN	S	S%	Player	GP	G	A	P	+/-	PIM	PP	SH	GW	GT	EN	S	S%
Dave Moss	3	1	2	3	0	2	1	0	0	0	0	3	33.3	Nail Yakupov	3	2	1	3	2	4	1	0	1	0	0	8	25.0
Boyd Gordon	3	1	1	2	0	0	0	0	0	0	0	7	14.3	Ryan Smyth	3	0	3	3	1	0	0	0	0	0	0	11	0.0
Nick Johnson	2	1	1	2	1	0	1	0	0	0	0	4	25.0	Sam Gagner	3	0	2	2	1	4	0	0	0	0	0	10	0.0
Kyle Chipchura	3	1	0	1	0	0	0	0	0	0	0	5	20.0	Jordan Eberle	3	1	0	1	-1	2	0	0	0	0	0	11	9.1
Antoine Vermette	3	1	0	1	0	2	0	0	1	0	0	8	12.5	Teemu Hartikainen	2	1	0	1	-1	0	1	0	0	0	0	1	100.0
Matthew Lombardi	1	1	0	1	0	0	1	0	0	0	0	3	33.3	Lennart Petrell	2	1	0	1	1	0	0	0	0	0	0	2	50.0
Mikkel Boedker	3	0	1	1	0	0	0	0	0	0	0	4	0.0	Justin Schultz	3	0	1	1	-1	0	0	0	0	0	0	4	0.0
Paul Bissonnette	2	0	1	1	1	0	0	0	0	0	0	2	0.0	Taylor Hall	2	0	1	1	-1	0	0	0	0	0	0	6	0.0
Lauri Korpikoski	2	0	1	1	-1	2	0	0	0	0	0	8	0.0	Shawn Horcoff	2	0	1	1	0	2	0	0	0	0	0	2	0.0
Radim Vrbata	2	0	1	1	0	2	0	0	0	0	0	6	0.0	Ryan Whitney	2	0	1	1	1	2	0	0	0	0	0	3	0.0
Rob Klinkhammer	1	0	1	1	1	0	0	0	0	0	0	1	0.0	Ales Hemskey	3	0	0	0	-1	2	0	0	0	0	0	3	0.0
Shane Doan	3	0	0	0	-1	2	0	0	0	0	0	7	0.0	Ryan Nugent-Hopkins	3	0	0	0	-1	0	0	0	0	0	0	5	0.0
Oliver Ekman-Larsson	3	0	0	0	1	0	0	0	0	0	0	4	0.0	Magnus Paajarvi	3	0	0	0	0	0	0	0	0	0	0	4	0.0
Zbynek Michalek	3	0	0	0	1	0	0	0	0	0	0	2	0.0	Jeff Petry	3	0	0	0	1	2	0	0	0	0	0	7	0.0
Keith Yandle	3	0	0	0	0	4	0	0	0	0	0	3	0.0	Nick Schultz	3	0	0	0	-2	4	0	0	0	0	0	1	0.0
Rostislav Klesla	2	0	0	0	0	2	0	0	0	0	0	4	0.0	Ladislav Smid	3	0	0	0	1	0	0	0	0	0	0	2	0.0
Derek Morris	2	0	0	0	1	4	0	0	0	0	0	3	0.0	Eric Belanger	2	0	0	0	0	2	0	0	0	0	0	5	0.0
David Rundblad	2	0	0	0	-1	0	0	0	0	0	0	3	0.0	Mark Fistric	2	0	0	0	0	0	0	0	0	0	0	0	0.0
David Schlemko	2	0	0	0	-1	0	0	0	0	0	0	4	0.0	Corey Potter	2	0	0	0	0	0	0	0	0	0	0	2	0.0
Michael Stone	2	0	0	0	-1	0	0	0	0	0	0	3	0.0	Mike Brown	1	0	0	0	0	0	0	0	0	0	0	0	0.0
Alexandre Bolduc	1	0	0	0	-1	2	0	0	0	0	0	2	0.0	Ben Eager	1	0	0	0	0	4	0	0	0	0	0	2	0.0
Chris Brown	1	0	0	0	0	0	0	0	0	0	0	1	0.0	Ryan Jones	1	0	0	0	0	0	0	0	0	0	0	5	0.0
Chris Conner	1	0	0	0	0	0	0	0	0	0	0	2	0.0	Jerred Smithson	1	0	0	0	0	2	0	0	0	0	0	0	0.0
Martin Hanzal	1	0	0	0	0	2	0	0	0	0	0	1	0.0	Chris VandeVelde	1	0	0	0	0	2	0	0	0	0	0	0	0.0
Steve Sullivan	1	0	0	0	0	0	0	0	0	0	0	6	0.0														
Chris Summers	1	0	0	0	0	0	0	0	0	0	0	0	0.0														
Raffi Torres	1	0	0	0	0	0	0	0	0	0	0	0	0.0														

POWER PLAY: 3-14 21.4% / PENALTY KILLING: 9-11 81.8%

POWER PLAY: 2-11 18.2% / PENALTY KILLING: 11-14 78.6%

GOALTENDING

COYOTES												OILERS											
Player	GP	Min	GA	GAA	SO	W	L	OT	SA	SV%		Player	GP	Min	GA	GAA	SO	W	L	OT	SA	SV%	
MIKE SMITH	2	125	3	1.45	0	1	0	1	73	.959		NIKOLAI KHABIBULIN	1	65	2	1.85	0	1	0	0	36	.944	
CHAD JOHNSON	1	63	2	1.91	0	0	0	1	21	.905		DEVAN DUBNYK	2	122	4	1.98	0	1	1	0	60	.933	

GOALS BY PERIOD

COYOTES						OILERS					
1	2	3	OT	TOT		1	2	3	OT	TOT	
1	3	2	0	6		1	1	2	1	5	

SHOTS BY PERIOD

COYOTES						OILERS					
1	2	3	OT	TOT		1	2	3	OT	TOT	
29	30	34	3	96		28	30	30	6	94	

SEE RECORDS SECTION FOR "ALL TIME VS THE OILERS" BREAKDOWN



LOS ANGELES KINGS

2012-13 SEASON SERIES – Won: 2 Lost: 3 OT: 0

LAST TIME VS THE KINGS...

Last Home Win: April 2, 2013 (3-1)
 Last Home Loss: January 26, 2013 (4-2)
 Last Home Tie: December 26, 2001 (1-1)
 Last Road Win: February 16, 2012 (1-0 SO)
 Last Road Loss: March 19, 2013 (3-2)
 Last Road Tie: December 18, 2003 (4-4)

AT PHOENIX	COYOTES	KINGS	ATTEND	GOALTENDERS	W. GOAL
Jan 26, 2013	Coyotes 2	Kings 4	14,780	Jason LaBarbera/ Jonathan Quick	Jeff Carter
Mar 12, 2013	Coyotes 5	Kings 2	15,075	Mike Smith/ Jonathan Quick	Mikkel Boedker
Apr 2, 2013	Coyotes 3	Kings 1	12,934	Jason LaBarbera/ Jonathan Quick	Matthew Lombardi

AT LOS ANGELES	COYOTES	KINGS	ATTEND	GOALTENDERS	W. GOAL
Mar 18, 2013	Coyotes 0	Kings 4	18,118	Jason LaBarbera, Mike Smith/ Jonathan Quick	Jake Muzzin
Mar 19, 2013	Coyotes 2	Kings 3	18,118	Mike Smith/ Jonathan Bernier	Jarret Stoll

* - Overtime ** - Shootout

INDIVIDUAL SCORING

COYOTES														KINGS													
Player	GP	G	A	P	+/-	PIM	PP	SH	GW	GT	EN	S	S%	Player	GP	G	A	P	+/-	PIM	PP	SH	GW	GT	EN	S	S%
Shane Doan	5	4	1	5	2	7	0	0	0	0	0	24	16.7	Anze Kopitar	5	3	3	6	3	2	0	0	0	0	0	16	18.8
Mikkel Boedker	5	3	2	5	1	0	2	0	1	0	0	11	27.3	Jake Muzzin	5	2	3	5	7	10	1	0	1	0	0	9	22.2
Raffi Torres	4	1	4	5	4	4	0	0	0	0	0	10	10.0	Justin Williams	5	1	4	5	4	4	0	0	0	0	0	17	5.9
Keith Yandle	5	2	2	4	4	2	0	0	0	0	0	10	20.0	Jeff Carter	5	2	1	3	3	0	0	0	1	0	0	17	11.8
Rob Klinkhammer	3	1	1	2	2	0	0	0	0	0	0	5	20.0	Mike Richards	5	1	2	3	1	9	1	0	0	0	0	7	14.3
Kyle Chipchura	5	0	2	2	3	5	0	0	0	0	0	4	0.0	Jarret Stoll	5	1	2	3	-3	2	1	0	1	0	0	8	12.5
Derek Morris	5	0	2	2	2	10	0	0	0	0	0	7	0.0	Dustin Brown	5	1	1	2	1	0	1	0	0	0	0	17	5.9
Matthew Lombardi	3	1	0	1	2	2	0	0	1	0	0	5	20.0	Drew Doughty	5	1	1	2	2	4	0	0	0	0	0	16	6.2
Oliver Ekman-Larsson	5	0	1	1	-1	4	0	0	0	0	0	7	0.0	Tyler Toffoli	3	1	1	2	0	2	1	0	0	0	0	6	16.7
Martin Hanzal	5	0	1	1	-1	6	0	0	0	0	0	9	0.0	Dustin Penner	3	1	0	1	1	0	0	0	0	0	0	7	14.3
Steve Sullivan	5	0	1	1	-1	2	0	0	0	0	0	4	0.0	Kyle Clifford	5	0	1	1	0	9	0	0	0	0	0	8	0.0
Rostislav Klesla	4	0	1	1	-1	2	0	0	0	0	0	9	0.0	Rob Scuderi	5	0	1	1	-4	0	0	0	0	0	0	1	0.0
Lauri Korpikoski	4	0	1	1	-3	4	0	0	0	0	0	7	0.0	Slava Voynov	5	0	1	1	-3	0	0	0	0	0	0	10	0.0
Dave Moss	4	0	1	1	-2	2	0	0	0	0	0	11	0.0	Alec Martinez	4	0	1	1	-3	0	0	0	0	0	0	4	0.0
Radim Vrbata	3	0	1	1	-1	2	0	0	0	0	0	13	0.0	Davis Drewiske	2	0	1	1	2	0	0	0	0	0	0	1	0.0
Boyd Gordon	5	0	0	0	-2	0	0	0	0	0	0	5	0.0	Simon Gagne	1	0	1	1	1	0	0	0	0	0	0	1	0.0
Michael Stone	5	0	0	0	-1	2	0	0	0	0	0	5	0.0	Dwight King	5	0	0	0	-5	0	0	0	0	0	0	3	0.0
Antoine Vermette	5	0	0	0	1	4	0	0	0	0	0	11	0.0	Trevor Lewis	5	0	0	0	-4	2	0	0	0	0	0	7	0.0
David Schlemko	4	0	0	0	0	0	0	0	0	0	0	2	0.0	Keaton Ellerby	4	0	0	0	-3	2	0	0	0	0	0	2	0.0
Paul Bissonnette	2	0	0	0	-1	2	0	0	0	0	0	0	0.0	Colin Fraser	4	0	0	0	-2	4	0	0	0	0	0	1	0.0
Alexandre Bolduc	1	0	0	0	-1	0	0	0	0	0	0	1	0.0	Jordan Nolan	3	0	0	0	-1	0	0	0	0	0	0	1	0.0
Nick Johnson	1	0	0	0	0	0	0	0	0	0	0	1	0.0	Brad Richardson	1	0	0	0	-1	2	0	0	0	0	0	3	0.0
Zbynek Michalek	1	0	0	0	-2	0	0	0	0	0	0	0	0.0														
Chris Summers	1	0	0	0	1	0	0	0	0	0	0	1	0.0														

POWER PLAY: 2-19 10.5% / PENALTY KILLING: 18-23 78.3%

POWER PLAY: 5-23 21.7% / PENALTY KILLING: 17-19 89.5%

GOALTENDING

COYOTES											KINGS										
Player	GP	Min	GA	GAA	SO	W	L	OT	SA	SV%	Player	GP	Min	GA	GAA	SO	W	L	OT	SA	SV%
JASON LABARBERA	3	130	5	2.30	0	1	1	0	78	.936	JONATHAN QUICK	4	239	10	2.51	1	2	2	0	120	.917
MIKE SMITH	3	166	9	3.24	0	1	2	0	84	.893	JONATHAN BERNIER	1	60	2	2.00	0	1	0	0	42	.952

GOALS BY PERIOD

COYOTES						KINGS					
1	2	3	OT	TOT		1	2	3	OT	TOT	
3	4	5	0	12		3	6	5	0	14	

SHOTS BY PERIOD

COYOTES						KINGS					
1	2	3	OT	TOT		1	2	3	OT	TOT	
59	49	54	0	162		53	61	48	0	162	

SEE RECORDS SECTION FOR "ALL TIME VS THE KINGS" BREAKDOWN



MINNESOTA WILD

2012-13 SEASON SERIES – Won: 1 Lost: 1 OT: 1

LAST TIME VS THE WILD...

Last Home Win: February 4, 2013 (2-1)

Last Home Loss: February 28, 2013 (4-3)

Last Home Tie: March 7, 2004 (1-1)

Last Road Win: April 7, 2012 (4-1)

Last Road Loss: March 27, 2013 (4-3 OT)

Last Road Tie: March 17, 2002 (2-2)

AT PHOENIX	COYOTES	WILD	ATTEND	GOALTENDERS	W. GOAL
Feb 4, 2013	Coyotes 2	Wild 1	9,508	Mike Smith/Niklas Backstrom	Martin Hanzal
Feb 28, 2013	Coyotes 3	Wild 4	11,547	Jason LaBarbera, Mike Smith/Niklas Backstrom	Jared Spurgeon

AT MINNESOTA COYOTES	WILD	ATTEND	GOALTENDERS	W. GOAL
Mar 27, 2013 * Coyotes 3	Wild 4	19,076	Jason LaBarbera/Niklas Backstrom	Mikko Koivu

* - Overtime ** - Shootout

INDIVIDUAL SCORING

COYOTES														WILD													
Player	GP	G	A	P	+/-	PIM	PP	SH	GW	GT	EN	S	S%	Player	GP	G	A	P	+/-	PIM	PP	SH	GW	GT	EN	S	S%
Boyd Gordon	3	1	2	3	2	0	0	0	0	0	0	3	33.3	Matt Cullen	3	1	2	3	-2	2	0	0	0	0	0	3	33.3
Keith Yandle	3	1	2	3	1	2	0	0	0	0	0	7	14.3	Mikko Koivu	3	1	2	3	1	0	0	0	1	0	0	9	11.1
Shane Doan	3	1	1	2	0	2	0	0	0	0	0	5	20.0	Zach Parise	3	1	2	3	2	2	0	0	0	0	0	10	10.0
Rob Klinkhammer	1	1	1	2	2	0	0	0	0	0	0	2	50.0	Dany Heatley	3	2	0	2	2	0	0	0	0	0	0	8	25.0
Mikkel Boedker	3	0	2	2	0	0	0	0	0	0	0	7	0.0	Ryan Suter	3	1	1	2	2	0	0	0	0	0	0	9	11.1
Dave Moss	3	0	2	2	3	5	0	0	0	0	0	4	0.0	Jared Spurgeon	2	1	1	2	1	0	1	0	1	0	0	3	33.3
Michael Stone	3	1	0	1	2	2	0	0	0	0	0	6	16.7	Devin Setoguchi	3	0	2	2	-2	0	0	0	0	0	0	2	0.0
Martin Hanzal	2	1	0	1	-1	2	0	0	1	0	0	4	25.0	Torrey Mitchell	3	1	0	1	0	6	0	0	0	0	0	3	33.3
Rostislav Klesla	2	1	0	1	0	2	0	0	0	0	0	3	33.3	Jason Zucker	1	1	0	1	-1	0	0	0	0	0	0	1	100.0
Lauri Korpikoski	2	1	0	1	1	0	0	0	0	0	0	8	12.5	Pierre-Marc Bouchard	3	0	1	1	0	0	0	0	0	0	0	2	0.0
Kyle Chipchura	3	0	1	1	0	5	0	0	0	0	0	1	0.0	Jonas Brodin	3	0	1	1	2	0	0	0	0	0	0	5	0.0
Oliver Ekman-Larsson	3	0	1	1	-1	0	0	0	0	0	0	4	0.0	Clayton Stoner	3	0	1	1	0	2	0	0	0	0	0	0	0.0
Derek Morris	3	0	1	1	-2	2	0	0	0	0	0	4	0.0	Mike Rupp	2	0	1	1	1	5	0	0	0	0	0	4	0.0
Steve Sullivan	3	0	1	1	1	4	0	0	0	0	0	5	0.0	Kyle Brodziak	3	0	0	0	-2	0	0	0	0	0	0	6	0.0
Zbynek Michalek	2	0	1	1	0	0	0	0	0	0	0	8	0.0	Charlie Coyle	3	0	0	0	1	0	0	0	0	0	0	4	0.0
Radim Vrbata	2	0	1	1	-1	0	0	0	0	0	0	2	0.0	Justin Falk	3	0	0	0	-3	7	0	0	0	0	0	1	0.0
Raffi Torres	3	0	0	0	-2	4	0	0	0	0	0	4	0.0	Tom Gilbert	3	0	0	0	-2	2	0	0	0	0	0	4	0.0
Antoine Vermette	3	0	0	0	-5	4	0	0	0	0	0	5	0.0	Cal Clutterbuck	2	0	0	0	-1	0	0	0	0	0	0	3	0.0
Nick Johnson	2	0	0	0	0	0	0	0	0	0	0	4	0.0	Mikael Granlund	2	0	0	0	1	0	0	0	0	0	0	2	0.0
Matthew Lombardi	2	0	0	0	1	0	0	0	0	0	0	2	0.0	Zenon Konopka	2	0	0	0	1	5	0	0	0	0	0	1	0.0
David Schlemko	2	0	0	0	-1	0	0	0	0	0	0	1	0.0	Marco Scandella	1	0	0	0	0	0	0	0	0	0	0	2	0.0
Paul Bissonnette	1	0	0	0	1	5	0	0	0	0	0	0	0.0														

POWER PLAY: 0-6 0.0% / PENALTY KILLING: 10-11 90.9%

POWER PLAY: 1-11 9.1% / PENALTY KILLING: 6-6 100.0%

GOALTENDING

COYOTES											
Player	GP	Min	GA	GAA	SO	W	L	OT	SA	SV%	
MIKE SMITH	2	100	5	3.00	0	1	1	0	41	.878	
JASON LABARBERA	2	81	4	2.96	0	0	0	1	41	.902	

GOALS BY PERIOD

COYOTES						WILD					
1	2	3	OT	TOT		1	2	3	OT	TOT	
1	4	3	0	8		3	4	1	1	9	

SHOTS BY PERIOD

COYOTES						WILD					
1	2	3	OT	TOT		1	2	3	OT	TOT	
38	20	31	0	89		26	33	18	5	82	

SEE RECORDS SECTION FOR "ALL TIME VS THE WILD" BREAKDOWN



NASHVILLE PREDATORS

2012-13 SEASON SERIES – Won: 2 Lost: 1 OT: 0

LAST TIME VS THE PREDATORS...

Last Home Win: January 28, 2013 (4-0)
 Last Home Loss: March 12, 2012 (5-4 SO)
 Last Home Tie: None
 Last Road Win: March 28, 2013 (7-4)
 Last Road Loss: February 14, 2013 (3-0)
 Last Road Tie: December 22, 2003 (3-3)

AT PHOENIX	COYOTES	PREDATORS	ATTEND	GOALTENDERS	W. GOAL
Jan 28, 2013	Coyotes 4	Predators 0	8,581	Chad Johnson/ Pekka Rinne	Antoine Vermette

AT NASHVILLE	COYOTES	PREDATORS	ATTEND	GOALTENDERS	W. GOAL
Feb 14, 2013	Coyotes 0	Predators 3	17,113	Mike Smith/ Pekka Rinne	Gabriel Bourque
Mar 28, 2013	Coyotes 7	Predators 4	17,113	Jason LaBarbera/Chris Mason, Pekka Rinne	Keith Yandle

INDIVIDUAL SCORING

COYOTES														PREDATORS													
Player	GP	G	A	P	+/-	PIM	PP	SH	GW	GT	EN	S	S%	Player	GP	G	A	P	+/-	PIM	PP	SH	GW	GT	EN	S	S%
Radim Vrbata	3	2	2	4	2	0	0	0	0	0	0	7	28.6	Gabriel Bourque	3	2	1	3	1	2	1	0	1	0	0	5	40.0
Keith Yandle	3	2	2	4	2	2	2	0	1	0	0	10	20.0	Martin Erat	3	0	3	3	0	4	0	0	0	0	0	4	0.0
Rostislav Klesla	2	0	4	4	2	4	0	0	0	0	0	0	0.0	Mike Fisher	3	1	1	2	-1	2	0	0	0	0	0	7	14.3
Martin Hanzal	2	1	2	3	0	0	0	0	0	0	0	4	25.0	David Legwand	3	1	1	2	0	0	0	0	0	0	0	4	25.0
Antoine Vermette	3	2	0	2	3	0	0	0	1	0	0	3	66.7	Shea Weber	3	1	1	2	-2	0	0	0	0	0	0	15	6.7
Nick Johnson	2	1	1	2	2	0	0	0	0	0	0	1	100.0	Rich Clune	3	1	0	1	0	7	0	0	0	0	0	3	33.3
Dave Moss	3	1	0	1	1	2	0	0	0	0	0	5	20.0	Nick Spaling	3	1	0	1	-1	0	0	0	0	0	0	6	16.7
Lauri Korpikoski	2	1	0	1	0	2	0	0	0	0	0	2	50.0	Roman Josi	3	0	1	1	-3	0	0	0	0	0	0	12	0.0
Matthew Lombardi	1	1	0	1	0	0	0	0	0	0	0	2	50.0	Jonathon Blum	2	0	1	1	0	0	0	0	0	0	0	1	0.0
Mikkel Boedker	3	0	1	1	-1	2	0	0	0	0	0	2	0.0	Ryan Ellis	2	0	1	1	-1	2	0	0	0	0	0	5	0.0
Shane Doan	3	0	1	1	1	0	0	0	0	0	0	4	0.0	Matt Halischuk	2	0	1	1	1	4	0	0	0	0	0	1	0.0
Oliver Ekman-Larsson	3	0	1	1	-2	2	0	0	0	0	0	4	0.0	Colin Wilson	2	0	1	1	1	0	0	0	0	0	0	2	0.0
Boyd Gordon	3	0	1	1	0	0	0	0	0	0	0	5	0.0	Taylor Beck	1	0	1	1	1	0	0	0	0	0	0	2	0.0
Derek Morris	3	0	1	1	3	0	0	0	0	0	0	5	0.0	Patric Hornqvist	1	0	1	1	0	0	0	0	0	0	0	4	0.0
Paul Bissonnette	2	0	1	1	2	2	0	0	0	0	0	1	0.0	Kevin Klein	3	0	0	0	1	0	0	0	0	0	0	2	0.0
David Schlemko	2	0	1	1	4	2	0	0	0	0	0	2	0.0	Sergei Kostitsyn	3	0	0	0	-3	0	0	0	0	0	0	1	0.0
Rob Klinkhammer	1	0	1	1	0	0	0	0	0	0	0	1	0.0	Brandon Yip	3	0	0	0	-4	2	0	0	0	0	0	2	0.0
Steve Sullivan	3	0	0	0	-1	0	0	0	0	0	0	4	0.0	Paul Gaustad	2	0	0	0	-2	2	0	0	0	0	0	2	0.0
Kyle Chipchura	2	0	0	0	0	5	0	0	0	0	0	4	0.0	Hal Gill	2	0	0	0	-1	0	0	0	0	0	0	0	0.0
Zbynek Michalek	2	0	0	0	-1	0	0	0	0	0	0	2	0.0	Scott Hannan	2	0	0	0	-1	0	0	0	0	0	0	1	0.0
David Rundblad	2	0	0	0	0	0	0	0	0	0	0	0	0.0	Craig Smith	2	0	0	0	0	2	0	0	0	0	0	4	0.0
Raffi Torres	2	0	0	0	1	0	0	0	0	0	0	1	0.0	Victor Bartley	1	0	0	0	1	0	0	0	0	0	0	2	0.0
Alexandre Bolduc	1	0	0	0	0	0	0	0	0	0	0	2	0.0	Bobby Butler	1	0	0	0	-2	0	0	0	0	0	0	1	0.0
Michael Stone	1	0	0	0	-2	0	0	0	0	0	0	2	0.0	Chris Mueller	1	0	0	0	-1	0	0	0	0	0	0	2	0.0

POWER PLAY: 2-10 20.0% / PENALTY KILLING: 7-8 87.5%

POWER PLAY: 1-8 12.5% / PENALTY KILLING: 8-10 80.0%

GOALTENDING

COYOTES											PREDATORS										
Player	GP	Min	GA	GAA	SO	W	L	OT	SA	SV%	Player	GP	Min	GA	GAA	SO	W	L	OT	SA	SV%
CHAD JOHNSON	1	60	0	0.00	1	1	0	0	21	1.000	PEKKA RINNE	3	164	8	2.93	1	1	1	0	64	.875
JASON LABARBERA	1	60	4	4.00	0	1	0	0	38	.895	CHRIS MASON	1	16	3	11.13	0	0	1	0	9	.667
MIKE SMITH	1	60	3	3.00	0	0	1	0	29	.897											

GOALS BY PERIOD

COYOTES						PREDATORS					
1	2	3	OT	TOT		1	2	3	OT	TOT	
7	2	2	0	11		3	0	4	0	7	

SHOTS BY PERIOD

COYOTES						PREDATORS					
1	2	3	OT	TOT		1	2	3	OT	TOT	
25	24	24	0	73		26	32	30	0	88	

SEE RECORDS SECTION FOR "ALL TIME VS THE PREDATORS" BREAKDOWN



SAN JOSE SHARKS

2012-13 SEASON SERIES – Won: 2 Lost: 2 OT: 1

LAST TIME VS THE SHARKS...

Last Home Win: April 24, 2013 (2-1)
 Last Home Loss: April 15, 2013 (4-0)
 Last Home Tie: October 19, 1995 (3-3)
 Last Road Win: February 9, 2013 (1-0 SO)
 Last Road Loss: March 30, 2013 (3-2 SO)
 Last Road Tie: October 25, 2003 (4-4)

AT PHOENIX	COYOTES	SHARKS	ATTEND	GOALTENDERS	W. GOAL
Apr 15, 2013	Coyotes 0	Sharks 4	13,094	Jason LaBarbera/Antti Niemi	Logan Couture
Apr 24, 2013	Coyotes 2	Sharks 1	12,588	Mike Smith/Thomas Greiss	Keith Yandle

AT SAN JOSE	COYOTES	SHARKS	ATTEND	GOALTENDERS	W. GOAL
Jan 24, 2013	Coyotes 3	Sharks 5	17,562	Jason LaBarbera/Antti Niemi	Patrick Marleau
Feb 9, 2013 **	Coyotes 1	Sharks 0	17,562	Mike Smith/ Antti Niemi	Mikkel Boedker
Mar 30, 2013 **	Coyotes 2	Sharks 3	17,562	Jason LaBarbera/ Antti Niemi	Logan Couture

* - Overtime ** - Shootout

INDIVIDUAL SCORING

COYOTES

Player	GP	G	A	P	+/-	PIM	PP	SH	GW	GT	EN	S	S%
Radim Vrbata	5	1	2	3	2	0	0	0	0	0	0	15	6.7
Shane Doan	5	0	3	3	-2	2	0	0	0	0	0	11	0.0
Boyd Gordon	5	1	1	2	0	2	0	0	0	0	0	5	20.0
Steve Sullivan	3	1	1	2	-2	4	1	0	0	0	0	6	16.7
Derek Morris	4	0	2	2	-2	2	0	0	0	0	0	8	0.0
Michael Stone	5	1	0	1	-1	2	0	0	0	0	0	4	25.0
Antoine Vermette	5	1	0	1	-6	0	1	0	0	0	0	12	8.3
Keith Yandle	5	1	0	1	0	4	1	0	1	0	0	15	6.7
Lauri Korpikoski	3	1	0	1	-1	0	0	0	0	0	0	8	12.5
Mikkel Boedker	5	0	1	1	-3	2	0	0	0	0	0	10	0.0
Oliver Ekman-Larsson	5	0	1	1	-3	4	0	0	0	0	0	13	0.0
Dave Moss	5	0	1	1	1	0	0	0	0	0	0	8	0.0
David Schlemko	4	0	1	1	0	0	0	0	0	0	0	6	0.0
Rob Klinkhammer	2	0	1	1	0	4	0	0	0	0	0	4	0.0
Kyle Chipchura	5	0	0	0	-1	2	0	0	0	0	0	2	0.0
Martin Hanzal	4	0	0	0	2	4	0	0	0	0	0	10	0.0
Rostislav Klesla	4	0	0	0	0	2	0	0	0	0	0	5	0.0
Zbynek Michalek	4	0	0	0	-2	2	0	0	0	0	0	3	0.0
Alexandre Bolduc	3	0	0	0	0	0	0	0	0	0	0	1	0.0
Paul Bissonnette	2	0	0	0	0	0	0	0	0	0	0	0	0.0
Chris Conner	2	0	0	0	-1	0	0	0	0	0	0	1	0.0
Matthew Lombardi	2	0	0	0	0	0	0	0	0	0	0	3	0.0
Raffi Torres	2	0	0	0	-1	0	0	0	0	0	0	2	0.0
Nick Johnson	1	0	0	0	0	0	0	0	0	0	0	0	0.0

SHARKS

Player	GP	G	A	P	+/-	PIM	PP	SH	GW	GT	EN	S	S%
Joe Pavelski	5	2	4	6	3	2	1	0	0	0	0	13	15.4
Joe Thornton	5	1	5	6	2	4	1	0	0	0	1	11	9.1
Patrick Marleau	5	2	3	5	2	0	0	0	1	0	0	15	13.3
Logan Couture	5	2	1	3	1	0	1	0	1	0	0	17	11.8
Tommy Wingels	5	1	1	2	0	0	0	0	0	0	0	11	9.1
Matt Irwin	4	1	1	2	1	0	1	0	0	0	0	10	10.0
Dan Boyle	5	0	2	2	3	0	0	0	0	0	0	15	0.0
Martin Havlat	5	1	0	1	2	2	0	0	0	0	0	10	10.0
Marc-Edouard Vlasic	5	1	0	1	3	2	0	0	0	0	0	3	33.3
Brent Burns	4	1	0	1	0	4	0	0	0	0	0	7	14.3
Ryane Clowe	3	0	1	1	2	2	0	0	0	0	0	14	0.0
Jason Demers	2	0	1	1	1	2	0	0	0	0	0	4	0.0
Raffi Torres	2	0	1	1	1	2	0	0	0	0	0	1	0.0
Justin Braun	5	0	0	0	-2	0	0	0	0	0	0	4	0.0
Adam Burish	5	0	0	0	0	2	0	0	0	0	0	5	0.0
TJ Galiardi	5	0	0	0	1	6	0	0	0	0	0	11	0.0
Brad Stuart	5	0	0	0	3	0	0	0	0	0	0	5	0.0
Andrew Desjardins	4	0	0	0	-1	2	0	0	0	0	0	5	0.0
James Sheppard	4	0	0	0	-1	2	0	0	0	0	0	4	0.0
Scott Gomez	3	0	0	0	0	0	0	0	0	0	0	4	0.0
Michal Handzus	2	0	0	0	-1	2	0	0	0	0	0	4	0.0
Douglas Murray	1	0	0	0	-1	0	0	0	0	0	0	0	0.0
Matt Tennyson	1	0	0	0	1	2	0	0	0	0	0	4	0.0

POWER PLAY: 3-17 17.6% / PENALTY KILLING: 13-17 76.5%

POWER PLAY: 4-17 23.5% / PENALTY KILLING: 14-17 82.4%

GOALTENDING

COYOTES

Player	GP	Min	GA	GAA	SO	W	L	OT	SA	SV%
MIKE SMITH	2	124	1	0.48	1	2	0	0	67	.985
JASON LABARBERA	3	184	10	3.26	0	0	2	1	109	.908

SHARKS

Player	GP	Min	GA	GAA	SO	W	L	OT	SA	SV%
ANTTI NIEMI	4	250	5	1.20	2	3	0	1	120	.958
THOMAS GREISS	1	58	2	2.05	0	0	1	0	32	.938

GOALS BY PERIOD

COYOTES					SHARKS				
1	2	3	OT	TOT	1	2	3	OT	TOT
3	1	3	0	7	1	5	6	0	12

SHOTS BY PERIOD

COYOTES					SHARKS				
1	2	3	OT	TOT	1	2	3	OT	TOT
57	46	45	4	152	59	51	62	5	177

SEE RECORDS SECTION FOR "ALL TIME VS THE SHARKS" BREAKDOWN



ST. LOUIS BLUES

2012-13 SEASON SERIES – Won: 0 Lost: 2 OT: 1

LAST TIME VS THE BLUES...

Last Home Win: March 22, 2011 (2-1)
 Last Home Loss: March 7, 2013 (6-3)
 Last Home Tie: December 20, 2002 (3-3)
 Last Road Win: April 6, 2012 (4-1)
 Last Road Loss: April 18, 2013 (2-1 SO)
 Last Road Tie: December 20, 2003 (1-1)

AT PHOENIX	COYOTES	BLUES	ATTEND	GOALTENDERS	W. GOAL
Mar 7, 2013	Coyotes 3	Blues 6	11,482	Mike Smith/Jake Allen	Scott Nichol

AT ST. LOUIS	COYOTES	BLUES	ATTEND	GOALTENDERS	W. GOAL
Mar 14, 2013	Coyotes 0	Blues 3	17,852	Mike Smith/ Jake Allen	Chris Stewart
Apr 18, 2013 **	Coyotes 1	Blues 2	17,205	Chad Johnson/ Brian Elliott	Andy McDonald

* - Overtime ** - Shootout

INDIVIDUAL SCORING

COYOTES														BLUES													
Player	GP	G	A	P	+/-	PIM	PP	SH	GW	GT	EN	S	S%	Player	GP	G	A	P	+/-	PIM	PP	SH	GW	GT	EN	S	S%
Martin Hanzal	3	0	2	2	-3	2	0	0	0	0	0	6	0.0	Chris Stewart	3	3	4	7	6	2	0	0	1	0	0	11	27.3
Shane Doan	3	1	0	1	-1	0	0	0	0	0	0	7	14.3	David Perron	3	1	3	4	4	0	0	0	0	0	0	6	16.7
Dave Moss	3	1	0	1	-2	0	0	1	0	0	0	6	16.7	David Backes	3	0	4	4	3	4	0	0	0	0	0	10	0.0
Keith Yandle	3	1	0	1	-4	4	1	0	0	0	0	11	9.1	Alex Pietrangelo	3	1	2	3	6	2	0	0	0	0	0	7	14.3
Radim Vrbata	1	1	0	1	-1	0	1	0	0	0	0	5	20.0	Alexander Steen	2	1	2	3	4	2	0	0	0	0	0	4	25.0
Oliver Ekman-Larsson	3	0	1	1	-4	0	0	0	0	0	0	11	0.0	Patrik Berglund	3	2	0	2	2	2	0	0	0	0	0	6	33.3
Boyd Gordon	3	0	1	1	-1	0	0	0	0	0	0	1	0.0	Vladimir Sobotka	3	1	0	1	1	4	0	0	0	0	0	6	16.7
Derek Morris	3	0	1	1	-4	2	0	0	0	0	0	4	0.0	Scott Nichol	2	1	0	1	1	0	0	0	1	0	0	1	100.0
Steve Sullivan	2	0	1	1	-2	0	0	0	0	0	0	4	0.0	Barret Jackman	3	0	1	1	5	2	0	0	0	0	0	2	0.0
Mikkel Boedker	3	0	0	0	-3	2	0	0	0	0	0	4	0.0	Jaden Schwartz	3	0	1	1	0	2	0	0	0	0	0	8	0.0
Kyle Chipchura	3	0	0	0	-5	0	0	0	0	0	0	0	0.0	T.J. Oshie	1	0	1	1	0	2	0	0	0	0	0	1	0.0
Rostislav Klesla	3	0	0	0	-1	2	0	0	0	0	0	2	0.0	Adam Cracknell	3	0	0	0	0	0	0	0	0	0	0	3	0.0
Michael Stone	3	0	0	0	0	0	0	0	0	0	0	3	0.0	Roman Polak	3	0	0	0	1	0	0	0	0	0	0	3	0.0
Antoine Vermette	3	0	0	0	-1	4	0	0	0	0	0	7	0.0	Chris Porter	3	0	0	0	0	0	0	0	0	0	0	2	0.0
Paul Bissonnette	2	0	0	0	-1	5	0	0	0	0	0	2	0.0	Ryan Reaves	3	0	0	0	1	7	0	0	0	0	0	3	0.0
Rob Klinkhammer	2	0	0	0	0	0	0	0	0	0	0	2	0.0	Kevin Shattenkirk	3	0	0	0	1	0	0	0	0	0	0	2	0.0
Lauri Korpikoski	2	0	0	0	-1	0	0	0	0	0	0	5	0.0	Matt D'Agostini	2	0	0	0	0	0	0	0	0	0	0	3	0.0
Matthew Lombardi	2	0	0	0	-1	0	0	0	0	0	0	4	0.0	Wade Redden	2	0	0	0	2	2	0	0	0	0	0	2	0.0
Zbynek Michalek	2	0	0	0	-3	0	0	0	0	0	0	0	0.0	Kris Russell	2	0	0	0	1	0	0	0	0	0	0	1	0.0
Raffi Torres	2	0	0	0	-2	0	0	0	0	0	0	1	0.0	Jay Bouwmeester	1	0	0	0	1	0	0	0	0	0	0	0	0.0
Alexandre Bolduc	1	0	0	0	0	0	0	0	0	0	0	0	0.0	Jordan Leopold	1	0	0	0	0	0	0	0	0	0	0	1	0.0
Chris Conner	1	0	0	0	0	0	0	0	0	0	0	2	0.0	Andy McDonald	1	0	0	0	0	0	0	0	0	0	0	6	0.0
David Schlemko	1	0	0	0	0	6	0	0	0	0	0	1	0.0	Vladimir Tarasenko	1	0	0	0	0	0	0	0	0	0	0	2	0.0

POWER PLAY: 2-11 18.2% / PENALTY KILLING: 10-10 100.0%

POWER PLAY: 0-10 0.0% / PENALTY KILLING: 9-11 81.8%

GOALTENDING

COYOTES											BLUES										
Player	GP	Min	GA	GAA	SO	W	L	OT	SA	SV%	Player	GP	Min	GA	GAA	SO	W	L	OT	SA	SV%
CHAD JOHNSON	1	64	1	0.94	0	0	0	1	30	.967	JAKE ALLEN	2	120	3	1.50	1	2	0	0	54	.944
MIKE SMITH	2	120	9	4.50	0	0	2	0	60	.850	BRIAN ELLIOTT	1	64	1	0.93	0	1	0	0	34	.971

GOALS BY PERIOD

COYOTES					BLUES				
1	2	3	OT	TOT	1	2	3	OT	TOT
1	1	2	0	4	2	4	4	0	10

SHOTS BY PERIOD

COYOTES					BLUES				
1	2	3	OT	TOT	1	2	3	OT	TOT
25	27	32	4	88	31	26	31	2	90

SEE RECORDS SECTION FOR "ALL TIME VS THE BLUES" BREAKDOWN



VANCOUVER CANUCKS

2012-13 SEASON SERIES – Won: 1 Lost: 2 OT: 0

LAST TIME VS THE CANUCKS...

Last Home Win: February 28, 2012 (2-1 SO)
Last Home Loss: March 21, 2013 (2-1)
Last Home Tie: April 2, 2003 (3-3)
Last Road Win: February 26, 2013 (4-2)
Last Road Loss: April 8, 2013 (2-0)
Last Road Tie: October 26, 2003 (3-3)

AT PHOENIX	COYOTES	CANUCKS	ATTEND	GOALTENDERS	W. GOAL
Mar 21, 2013	Coyotes 1	Canucks 2	17,220	Jason LaBarbera, Mike Smith/Cory Schneider	Jordan Schroeder

AT VANCOUVER	COYOTES	CANUCKS	ATTEND	GOALTENDERS	W. GOAL
Feb 26, 2013	Coyotes 4	Canucks 2	18,910	Mike Smith/Cory Schneider	Antoine Vermette
Apr 8, 2013	Coyotes 0	Canucks 2	18,910	Mike Smith/Cory Schneider	Ryan Kesler

* - Overtime ** - Shootout

INDIVIDUAL SCORING

COYOTES														CANUCKS													
Player	GP	G	A	P	+/-	PIM	PP	SH	GW	GT	EN	S	S%	Player	GP	G	A	P	+/-	PIM	PP	SH	GW	GT	EN	S	S%
Antoine Vermette	3	2	1	3	1	2	1	0	1	0	0	9	22.2	Ryan Kesler	2	1	1	2	1	2	0	0	1	0	0	6	16.7
Kyle Chipchura	3	2	0	2	1	5	0	0	0	0	1	2	100.0	Christopher Tanev	2	1	1	2	1	0	0	0	0	0	0	1	100.0
Mikkel Boedker	3	1	1	2	1	0	0	0	0	0	0	3	33.3	Mason Raymond	3	0	2	2	2	0	0	0	0	0	0	3	0.0
Oliver Ekman-Larsson	3	0	1	1	1	0	0	0	0	0	0	3	0.0	Jason Garrison	3	1	0	1	1	2	0	0	0	0	0	9	11.1
Michael Stone	3	0	1	1	1	4	0	0	0	0	0	3	0.0	Dan Hamhuis	3	1	0	1	1	2	0	1	0	0	1	6	16.7
Paul Bissonnette	2	0	1	1	1	0	0	0	0	0	0	0	0.0	Henrik Sedin	3	1	0	1	0	0	0	0	0	0	0	5	20.0
Lauri Korpikoski	2	0	1	1	-1	2	0	0	0	0	0	3	0.0	Jordan Schroeder	2	1	0	1	1	0	0	0	1	0	0	3	33.3
Radim Vrbata	2	0	1	1	-1	0	0	0	0	0	0	7	0.0	Alexander Edler	3	0	1	1	1	5	0	0	0	0	0	9	0.0
David Rundblad	1	0	1	1	0	0	0	0	0	0	0	0	0.0	Jannik Hansen	3	0	1	1	3	0	0	0	0	0	0	6	0.0
Shane Doan	3	0	0	0	-2	4	0	0	0	0	0	4	0.0	Daniel Sedin	3	0	1	1	0	2	0	0	0	0	0	12	0.0
Boyd Gordon	3	0	0	0	-1	2	0	0	0	0	0	3	0.0	Kevin Bieksa	2	0	1	1	2	2	0	0	0	0	0	6	0.0
Rostislav Klesla	3	0	0	0	-1	0	0	0	0	0	0	2	0.0	Chris Higgins	2	0	1	1	1	0	0	0	0	0	0	12	0.0
Keith Yandle	3	0	0	0	-4	2	0	0	0	0	0	6	0.0	Keith Ballard	3	0	0	0	-2	0	0	0	0	0	0	1	0.0
Martin Hanzal	2	0	0	0	-1	2	0	0	0	0	0	6	0.0	Alexandre Burrows	3	0	0	0	1	2	0	0	0	0	0	4	0.0
Rob Klinkhammer	2	0	0	0	-1	2	0	0	0	0	0	2	0.0	Maxim Lapierre	3	0	0	0	-2	0	0	0	0	0	0	4	0.0
Matthew Lombardi	2	0	0	0	-3	0	0	0	0	0	0	4	0.0	Dale Weise	3	0	0	0	-2	7	0	0	0	0	0	3	0.0
Derek Morris	2	0	0	0	-1	2	0	0	0	0	0	4	0.0	Andrew Alberts	2	0	0	0	-1	0	0	0	0	0	0	2	0.0
Dave Moss	2	0	0	0	0	0	0	0	0	0	0	5	0.0	Andrew Ebbett	2	0	0	0	0	0	0	0	0	0	0	3	0.0
David Schlemko	2	0	0	0	-1	0	0	0	0	0	0	3	0.0	Zack Kassian	2	0	0	0	-1	0	0	0	0	0	0	1	0.0
Steve Sullivan	2	0	0	0	1	0	0	0	0	0	0	1	0.0	Cam Barker	1	0	0	0	1	2	0	0	0	0	0	3	0.0
Raffi Torres	2	0	0	0	-3	0	0	0	0	0	0	4	0.0	David Booth	1	0	0	0	-1	0	0	0	0	0	0	2	0.0
Chris Brown	1	0	0	0	0	0	0	0	0	0	0	0	0.0	Andrew Gordon	1	0	0	0	0	0	0	0	0	0	0	0	0.0
Chris Conner	1	0	0	0	0	0	0	0	0	0	0	0	0.0	Derek Roy	1	0	0	0	1	0	0	0	0	0	0	1	0.0
Nick Johnson	1	0	0	0	1	0	0	0	0	0	0	1	0.0	Tom Sestito	1	0	0	0	0	2	0	0	0	0	0	2	0.0
Zbynek Michalek	1	0	0	0	1	0	0	0	0	0	0	0	0.0														

POWER PLAY: 1-8 12.5% / PENALTY KILLING: 8-8 100.0%

POWER PLAY: 0-8 0.0% / PENALTY KILLING: 7-8 87.5%

GOALTENDING

COYOTES											
Player	GP	Min	GA	GAA	SO	W	L	OT	SA	SV%	
MIKE SMITH	3	159	4	1.51	0	1	1	0	89	.955	
JASON LABARBERA	1	18	1	3.24	0	0	1	0	15	.933	

GOALS BY PERIOD

COYOTES						CANUCKS					
1	2	3	OT	TOT		1	2	3	OT	TOT	
1	1	3	0	5		2	1	3	0	6	

SHOTS BY PERIOD

COYOTES						CANUCKS					
1	2	3	OT	TOT		1	2	3	OT	TOT	
22	27	26	0	75		35	38	32	0	105	

SEE RECORDS SECTION FOR "ALL TIME VS THE CANUCKS" BREAKDOWN



PHOENIX COYOTES VS. THE EAST



BOSTON BRUINS

2011-12 SEASON SERIES – Won: 0 Lost: 0 OT: 1

AT PHOENIX	COYOTES	BRUINS	ATTEND	GOALTENDERS	W. GOAL
Dec 28, 2011	1	2	17,459	Tuukka Rask / Jason LaBarbera	Dennis Seidenberg

LAST TIME VS THE BRUINS...

Last Home Win: October 19, 2009 (4-1)
 Last Home Loss: December 28, 2011 (2-1 OT)
 Last Home Tie: October 16, 2001 (1-1)
 Last Road Win: *October 9, 2010 (5-2)
 Last Road Loss: March 19, 2002 (4-2)
 Last Road Tie: November 30, 2003 (3-3)

SEE RECORDS SECTION FOR "ALL TIME VS THE BRUINS" BREAKDOWN

*Game played at O2 Arena in Prague, CZE as part of the 2010 Compuware NHL Premiere Series



BUFFALO SABRES

2011-12 SEASON SERIES – Won: 1 Lost: 0 OT: 0

AT BUFFALO	COYOTES	SABRES	ATTEND	GOALTENDERS	W. GOAL
Nov 19, 2011	4	2	18,690	Mike Smith / Jhonas Enroth	Paul Bissonnette

LAST TIME VS THE SABRES...

Last Home Win: January 21, 2008 (6-2)
 Last Home Loss: January 8, 2011 (2-1 OT)
 Last Home Tie: February 26, 1982 (4-4)
 Last Road Win: November 19, 2011 (4-2)
 Last Road Loss: October 8, 2009 (2-1)
 Last Road Tie: October 11, 1999 (2-2)

SEE RECORDS SECTION FOR "ALL TIME VS THE SABRES" BREAKDOWN



CAROLINA HURRICANES

2011-12 SEASON SERIES – Won: 1 Lost: 0 OT: 0

AT CAROLINA	COYOTES	HURRICANES	ATTEND	GOALTENDERS	W. GOAL
Dec 21, 2011	4	3	15,848	Jason LaBarbera / Cam Ward	Lauri Korpikoski

LAST TIME VS THE HURRICANES...

Last Home Win: December 3, 2005 (8-4)
 Last Home Loss: October 23, 2010 (4-3 OT)
 Last Home Tie: March 15, 1999 (5-5)
 Last Road Win: December 21, 2011 (4-3)
 Last Road Loss: November 21, 2008 (5-2)
 Last Road Tie: December 5, 1997 (2-2)

SEE RECORDS SECTION FOR "ALL TIME VS THE HURRICANES" BREAKDOWN



FLORIDA PANTHERS

2011-12 SEASON SERIES – Won: 1 Lost: 0 OT: 0

AT FLORIDA	COYOTES	PANTHERS	ATTEND	GOALTENDERS	W. GOAL
Dec 20, 2011	2	1	17,711	Mike Smith / Jose Theodore	Radim Vrbata

LAST TIME VS THE PANTHERS...

Last Home Win: November 8, 2008 (4-1)
 Last Home Loss: December 4, 2010 (2-1 SO)
 Last Home Tie: November 22, 2002 (3-3)
 Last Road Win: December 20, 2011 (2-1)
 Last Road Loss: February 10, 2007 (5-2)
 Last Road Tie: None

SEE RECORDS SECTION FOR "ALL TIME VS THE PANTHERS" BREAKDOWN

PHOENIX COYOTES VS. THE EAST

MONTREAL CANADIENS

2011-12 SEASON SERIES – Won: 0 Lost: 0 OT: 1

AT PHOENIX	COYOTES	CANADIENS	ATTEND	GOALTENDERS	W. GOAL
Nov 10, 2011 *	2	3	14,138	Carey Price / Mike Smith	Josh Gorges

* - Overtime



THE LAST TIME VS THE CANADIENS...

Last Home Win: December 9, 1998 (4-2)
 Last Home Loss: November 10, 2011 (3-2 OT)
 Last Home Tie: March 10, 2001 (3-3)
 Last Road Win: October 28, 1996 (5-4)
 Last Road Loss: October 25, 2010 (3-2 OT)
 Last Road Tie: December 8, 2001 (3-3)

SEE RECORDS SECTION FOR "ALL TIME VS THE CANADIENS" BREAKDOWN



NEW JERSEY DEVILS

2011-12 SEASON SERIES – Won: 1 Lost: 0 OT: 0

AT PHOENIX	COYOTES	DEVILS	ATTEND	GOALTENDERS	W. GOAL
Oct 27, 2011	5	3	7,434	Mike Smith / Johan Hedberg	Martin Hanzal

LAST TIME VS THE DEVILS...

Last Home Win: October 27, 2011 (5-3)
 Last Home Loss: February 12, 2003 (3-0)
 Last Home Tie: December 3, 1990 (4-4)
 Last Road Win: December 15, 2007 (4-1)
 Last Road Loss: December 15, 2010 (3-0)
 Last Road Tie: January 2, 1993 (2-2)

SEE RECORDS SECTION FOR "ALL TIME VS THE DEVILS" BREAKDOWN



NEW YORK ISLANDERS

2011-12 SEASON SERIES – Won: 1 Lost: 0 OT: 0

AT PHOENIX	COYOTES	ISLANDERS	ATTEND	GOALTENDERS	W. GOAL
Jan 7, 2012	5	1	13,350	Mike Smith / Evgeni Nabokov	Shane Doan

LAST TIME VS THE ISLANDERS...

Last Home Win: January 7, 2012 (5-1)
 Last Home Loss: January 9, 2010 (5-4 SO)
 Last Home Tie: March 25, 2001 (2-2)
 Last Road Win: December 18, 2010 (4-3 SO)
 Last Road Loss: March 8, 2009 (3-2)
 Last Road Tie: January 10, 2000 (2-2)

SEE RECORDS SECTION FOR "ALL TIME VS THE ISLANDERS" BREAKDOWN



NEW YORK RANGERS

2011-12 SEASON SERIES – Won: 0 Lost: 1 OT: 1

AT PHOENIX	COYOTES	RANGERS	ATTEND	GOALTENDERS	W. GOAL
Dec 17, 2011	2	3	12,172	Martin Biron / Mike Smith	Brad Richards

AT NEW YORK	COYOTES	RANGERS	ATTEND	GOALTENDERS	W. GOAL
Jan 10, 2012 **	1	2	18,200	Henrik Lundqvist / Mike Smith	Derek Stepan

** - Shootout

LAST TIME VS THE RANGERS...

Last Home Win: January 30, 2010 (3-2)
 Last Home Loss: December 17, 2011 (3-2)
 Last Home Tie: December 28, 1999 (2-2)
 Last Road Win: December 16, 2007 (5-1)
 Last Road Loss: January 10, 2012 (2-1 SO)
 Last Road Tie: November 20, 1989 (3-3)

SEE RECORDS SECTION FOR "ALL TIME VS THE RANGERS" BREAKDOWN



PHOENIX COYOTES VS. THE EAST



OTTAWA SENATORS

2011-12 SEASON SERIES – Won: 1 Lost: 0 OT: 0

AT PHOENIX	COYOTES	SENATORS	ATTEND	GOALTENDERS	W. GOAL
Jan 24, 2012	3	2	8,061	Mike Smith / Craig Anderson	Radim Vrbata

LAST TIME VS THE SENATORS...

Last Home Win: January 24, 2012 (3-2)
 Last Home Loss: March 8, 2008 (4-2)
 Last Home Tie: January 11, 1998 (4-4)
 Last Road Win: December 12, 1998 (2-0)
 Last Road Loss: October 26, 2010 (5-2)
 Last Road Tie: February 1, 1993 (4-4)

SEE RECORDS SECTION FOR "ALL TIME VS THE SENATORS" BREAKDOWN



PHILADELPHIA FLYERS

2011-12 SEASON SERIES – Won: 0 Lost: 2 OT: 0

AT PHOENIX	COYOTES	FLYERS	ATTEND	GOALTENDERS	W. GOAL
Dec 3, 2011	2	4	14,913	Mike Smith / Ilya Bryzgalov	Claude Giroux

AT PHILADELPHIA	COYOTES	FLYERS	ATTEND	GOALTENDERS	W. GOAL
Nov 17, 2011	1	2	19,610	Mike Smith / Ilya Bryzgalov	Matt Read

LAST TIME VS THE FLYERS...

Last Home Win: November 21, 2009 (3-1)
 Last Home Loss: December 3, 2011 (4-2)
 Last Home Tie: April 4, 1994 (2-2)
 Last Road Win: February 22, 2011 (3-2 OT)
 Last Road Loss: November 17, 2011 (2-1)
 Last Road Tie: None

SEE RECORDS SECTION FOR "ALL TIME VS THE FLYERS" BREAKDOWN



PITTSBURGH PENGUINS

2011-12 SEASON SERIES – Won: 0 Lost: 1 OT: 0

AT PITTSBURGH	COYOTES	PENGUINS	ATTEND	GOALTENDERS	W. GOAL
Mar 5, 2012	1	2	18,540	Mike Smith / Marc-Andre Fleury	Chris Kunitz

LAST TIME VS THE PENGUINS...

Last Home Win: October 30, 2008 (4-1)
 Last Home Loss: November 6, 2010 (4-3 SO)
 Last Home Tie: December 12, 1997 (2-2)
 Last Road Win: October 7, 2009 (3-0)
 Last Road Loss: March 5, 2011 (2-1)
 Last Road Tie: None

SEE RECORDS SECTION FOR "ALL TIME VS THE PENGUINS" BREAKDOWN



TAMPA BAY LIGHTNING

2011-12 SEASON SERIES – Won: 0 Lost: 1 OT: 0

AT PHOENIX	COYOTES	LIGHTNING	ATTEND	GOALTENDERS	W. GOAL
Jan 21, 2012	3	4	12,714	Mike Smith / Dwayne Roloson	Steve Downie

LAST TIME VS THE LIGHTNING...

Last Home Win: January 8, 2009 (3-2)
 Last Home Loss: January 21, 2012 (4-3)
 Last Home Tie: None
 Last Road Win: March 16, 2010 (2-1)
 Last Road Loss: February 23, 2011 (8-3)
 Last Road Tie: None

SEE RECORDS SECTION FOR "ALL TIME VS THE LIGHTNING" BREAKDOWN

PHOENIX COYOTES VS. THE EAST

TORONTO MAPLE LEAFS

2011-12 SEASON SERIES – Won: 1 Lost: 0 OT: 0



LAST TIME VS THE MAPLE LEAFS...

Last Home Win: January 13, 2011 (5-1)
 Last Home Loss: October 23, 2003 (5-4)
 Last Home Tie: March 27, 1997 (1-1)
 Last Road Win: November 15, 2011 (3-2 SO)
 Last Road Loss: October 17, 2002 (5-3)
 Last Road Tie: March 13, 1996 (3-3)

AT TORONTO	COYOTES	MAPLE LEAFS	ATTEND	GOALTENDERS	W. GOAL
Nov 15, 2011	2	3	19,522	Mike Smith / Ben Scrivens	Patrick O'Sullivan

SEE RECORDS SECTION FOR "ALL TIME VS THE MAPLE LEAFS" BREAKDOWN



WASHINGTON CAPITALS

2011-12 SEASON SERIES – Won: 0 Lost: 1 OT: 0

LAST TIME VS THE CAPITALS...

Last Home Win: February 14, 2011 (3-2)
 Last Home Loss: January 16, 2006 (6-1)
 Last Home Tie: October 23, 1999 (2-2)
 Last Road Win: January 1, 2007 (3-2)
 Last Road Loss: November 21, 2011 (4-3)
 Last Road Tie: November 2, 2001 (2-2)

AT WASHINGTON	COYOTES	CAPITALS	ATTEND	GOALTENDERS	W. GOAL
Nov 21, 2011	3	4	18,506	Jason LaBarbera / Tomas Vokoun	Brooks Laich

SEE RECORDS SECTION FOR "ALL TIME VS THE CAPITALS" BREAKDOWN



WINNIPEG JETS

2011-12 SEASON SERIES – Won: 1 Lost: 1 OT: 0

LAST TIME VS THE JETS...

Last Home Win: October 15, 2011 (4-1)
 Last Home Loss: None
 Last Home Tie: January 11, 2004 (1-1)
 Last Road Win: March 14, 2010 (3-2 SO)
 Last Road Loss: December 1, 2011 (1-0)
 Last Road Tie: None

AT PHOENIX	COYOTES	JETS	ATTEND	GOALTENDERS	W. GOAL
Oct 15, 2011	4	1	17,132	Mike Smith / Chris Mason	Oliver Ekman-Larsson

AT WINNIPEG	COYOTES	JETS	ATTEND	GOALTENDERS	W. GOAL
Dec 1, 2011	0	1	15,004	Mike Smith / Ondrej Pavelec	Bryan Little

SEE RECORDS SECTION FOR "ALL TIME VS THE JETS" BREAKDOWN



2013
RECORDS
2014



ALL-TIME TEAM STATISTICS

Games Played	2616
Wins	1084
Wins, Home	625
Wins, Road	459
Losses	1176
Losses, Home	509
Losses, Road	667
Ties	266
Ties, Home	131
Ties, Road	135
*Overtime Losses	87
*Overtime Losses, Home	42
*Overtime Losses, Road	45
Goals For	8172

Goals For, Home	4357
Goals For, Road	3806
Goals Against	8930
Goals Against, Home	4218
Goals Against, Road	4700
Assists	13,795
Scoring Points	21,911
Penalty Minutes	46,401
Power Play Goals	2040
Shorthanded Goals	277
Overtime Games	483
Overtime Wins	134
Overtime Wins, Home	74
Overtime Wins, Road	60

Overtime Losses	90
Overtime Losses, Home	43
Overtime Losses, Road	47
Overtime Ties	219
Overtime Ties, Home	105
Overtime Ties, Road	114
Shutouts For	137

*Overtime loss is a statistic that began in '99-00 season (known as "regulation tie" for that one season). This statistic does not include any overtime loss prior to '99-00. Beginning in 2005-06 season, losses in a shootout also count in the "overtime loss" column.

YEAR-BY-YEAR RECORD

SEASON	GP	OVERALL W-L-T-OL	HOME W-L-T-OL	ROAD W-L-T-OL	GF	GA	PTS	DIVISION	CONFERENCE
1979-80	80	20-49-11	13-19-8	7-30-3	214	314	51	5th, Smythe	10th, Campbell
1980-81	80	9-57-14	7-25-8	2-32-6	246	400	32	6th, Smythe	11th, Campbell
1981-82	80	33-33-14	18-13-9	15-20-5	319	332	80	2nd, Norris	3rd, Campbell
1982-83	80	33-39-8	22-16-2	11-23-6	311	333	74	4th, Smythe	6th, Campbell
1983-84	80	31-38-11	17-15-8	14-23-3	340	374	73	4th, Smythe	5th, Campbell
1984-85	80	43-27-10	21-13-6	22-14-4	358	332	96	2nd, Smythe	2nd, Campbell
1985-86	80	26-47-7	18-19-3	8-28-4	295	372	59	3rd, Smythe	6th, Campbell
1986-87	80	40-32-8	25-12-3	15-20-5	279	271	88	3rd, Smythe	3rd, Campbell
1987-88	80	33-36-11	20-14-6	13-22-5	292	310	77	3rd, Smythe	4th, Campbell
1988-89	80	26-42-12	17-18-5	9-24-7	300	355	64	5th, Smythe	9th, Campbell
1989-90	80	37-32-11	22-13-5	15-19-6	298	290	85	3rd, Smythe	4th, Campbell
1990-91	80	26-43-11	17-18-5	9-25-6	260	288	63	5th, Smythe	9th, Campbell
1991-92	80	33-32-15	20-14-6	13-18-9	251	244	81	4th, Smythe	7th, Campbell
1992-93	84	40-37-7	23-16-3	17-21-4	322	320	87	4th, Smythe	7th, Campbell
1993-94	84	24-51-9	15-23-4	9-28-5	245	344	57	6th, Central	12th, Western
1994-95	48	16-25-7	10-10-4	6-15-3	157	177	39	6th, Central	10th, Western
1995-96	82	36-40-6	22-16-3	14-24-3	275	291	78	5th, Central	8th, Western
1996-97	82	38-37-7	15-19-7	23-18-0	240	243	83	3rd, Central	5th, Western
1997-98	82	35-35-12	19-16-6	16-19-6	224	227	82	4th, Central	6th, Western
1998-99	82	39-31-12	23-13-5	16-18-7	205	197	90	2nd, Pacific	4th, Western
*1999-00	82	39-31-8-4	22-16-2-1	17-15-6-3	232	228	90	3rd, Pacific	6th, Western
2000-01	82	35-27-17-3	21-11-7-2	14-16-10-1	214	212	90	4th, Pacific	9th, Western
2001-02	82	40-27-9-6	27-8-3-3	13-19-6-3	228	210	95	2nd, Pacific	6th, Western
2002-03	82	31-35-11-5	17-16-6-2	14-19-5-3	204	230	78	4th, Pacific	11th, Western
2003-04	82	22-36-18-6	11-19-7-4	11-17-11-2	188	245	68	5th, Pacific	13th, Western
2005-06	82	38-39-5	19-18-4	19-21-1	246	271	81	5th, Pacific	12th, Western
2006-07	82	31-46-5	18-20-3	13-26-2	216	284	67	5th, Pacific	15th, Western
2007-08	82	38-37-7	17-20-4	21-17-3	214	231	83	4th, Pacific	12th, Western
2008-09	82	36-39-7	23-15-3	13-24-4	208	252	79	4th, Pacific	13th, Western
2009-10	82	50-25-7	29-10-2	21-15-5	225	202	107	2nd, Pacific	4th, Western
2010-11	82	43-26-13	21-13-7	22-13-6	231	226	99	3rd, Pacific	6th, Western
2011-12	82	42-27-13	22-13-6	20-14-7	210	194	97	1st, Pacific	3rd, Western
2012-13	48	21-18-9	14-8-2	7-10-7	125	131	51	4th, Pacific	10th, Western
TOTALS:	2616	1084-1176-266-90	625-509-131-43	459-667-135-47	8172	8930	2524		

*Records for '99-00 are "adjusted" to reflect overtime losses instead of regulation ties. Beginning in 2005-06 season, losses in a shootout also count in the "overtime loss" column.

MONTH-BY-MONTH RECORD

SEASON	OCT	NOV	DEC	JAN	FEB	MAR	APR	MAY	SEASON
1979-80	4-5-1	3-8-2	5-9-1	2-10-2	1-8-4	3-8-1	2-1-0		20-49-11
1980-81	1-6-2	0-10-5	1-12-0	4-7-3	1-10-1	2-11-1	0-1-2		9-57-14
1981-82	5-3-2	5-6-2	3-9-4	6-4-3	3-5-2	11-4-1	0-2-0		33-33-14
1982-83	7-2-1	3-8-1	6-6-2	4-9-3	5-7-1	7-6-0	1-1-0		33-39-8
1983-84	3-7-2	4-7-1	7-5-1	5-5-4	5-5-2	6-9-1	1-0-0		31-38-11
1984-85	3-3-1	8-6-1	8-5-2	7-7-1	6-5-2	10-1-2	1-0-1		43-27-10
1985-86	5-4-1	3-10-1	4-10-2	4-7-1	3-8-1	7-7-0	0-1-1		26-47-7
1986-87	4-4-1	11-4-0	2-8-3	11-3-1	6-5-1	5-7-2	1-1-0		40-32-8
1987-88	5-4-0	5-8-1	6-5-2	6-5-4	6-5-2	4-9-1	1-0-1		33-36-11
1988-89	3-4-2	6-4-2	5-6-3	4-8-2	3-9-1	4-11-2	1-0-0		26-42-12
1989-90	5-6-0	7-6-1	5-3-4	6-7-2	7-5-1	7-4-3	0-1-0		37-32-11
1990-91	5-7-1	4-9-2	4-6-4	5-7-1	5-5-3	3-9-0			26-43-11
1991-92	6-5-2	6-3-3	4-8-3	5-6-2	4-6-1	5-4-4	3-0-0		33-32-15
1992-93	4-8-0	4-5-2	7-6-1	10-3-2	3-7-1	7-6-1	5-2-0		40-37-7
1993-94	6-5-1	4-8-2	5-7-2	2-9-1	0-11-2	6-6-0	1-5-1		24-51-9
1994-95				1-4-1	5-6-2	3-8-2	7-5-2	0-2-0	16-25-7
1995-96	6-4-2	6-6-0	4-9-1	5-5-1	5-6-0	7-8-1	3-2-1		36-40-6
1996-97	4-6-1	4-6-3	9-5-0	5-7-0	6-7-0	7-4-2	3-2-1		38-37-7
1997-98	5-5-2	7-6-0	5-5-5	7-4-3	0-5-1	4-7-1	7-3-0		35-35-12
1998-99	4-2-1	10-0-1	7-5-2	4-5-5	5-8-1	7-6-2	2-5-0		39-31-12
1999-00	8-2-3-0	8-4-0-0	5-6-1-0	7-4-2-1	4-6-1-0	5-8-0-2	2-1-1-1		39-31-8-4
2000-01	9-1-2-0	4-6-4-0	3-2-4-1	7-6-2-0	6-6-0-1	5-5-4-1	1-1-1-0		35-27-17-3
2001-02	5-3-2-1	5-6-1-2	7-5-3-0	6-5-1-1	3-3-1-1	10-2-1-1	4-3-0-0		40-27-9-6
2002-03	4-7-0-1	4-5-4-0	5-4-2-2	6-5-1-1	6-5-1-0	5-9-1-1	1-0-2-0		31-35-11-5
2003-04	3-4-3-0	4-5-3-1	5-3-5-1	6-6-2-0	2-8-2-2	1-10-3-2	1-0-0-0		22-36-18-6
2005-06	5-8-1	8-4-1	7-6-0	6-7-1	1-3-1	8-6-0	3-5-1		38-39-5
2006-07	3-9-0	6-6-0	6-5-2	8-6-0	4-7-1	2-11-2	2-2-0		31-46-5
2007-08	4-6-0	7-6-0	7-6-1	9-4-1	6-5-3	4-9-1	1-1-1		38-37-7
2008-09	4-4-0	6-7-2	8-4-3	6-7-0	3-9-0	5-6-2	4-2-0		36-39-7
2009-10	9-4-0	6-7-1	10-2-3	8-5-1	4-3-0	10-4-1	3-0-1		50-25-7
2010-11	3-4-3	8-3-2	6-6-2	8-4-2	8-4-1	9-4-1	1-1-2		43-26-13
2011-12	5-3-2	8-4-1	6-9-1	3-5-4	11-0-1	6-6-4	3-0-0		42-27-13
2012-13				2-4-1	7-4-2	5-7-3	7-3-3		21-18-9
TOTALS	147-145-33-8	174-183-42-10	172-187-57-16	185-190-50-13	144-196-34-13	190-222-36-41	72-51-14-9	0-2-0	1084-1176-266-90

*Records for '99-00 are "adjusted" to reflect overtime losses instead of regulation ties. Beginning in 2005-06 season, losses in a shootout also count in the "overtime loss" column.



OVERTIME RECORD

	OVERALL					HOME					ROAD				
	GP	W	L	T	SO	GP	W	L	T	SO	GP	W	L	T	SO
1983-84	24	7	6	11		15	3	4	8		9	4	2	3	
1984-85	14	3	1	10		10	2	1	7		4	1	0	3	
1985-86	8	0	1	7		4	0	1	3		4	0	0	4	
1986-87	12	2	2	8		4	1	0	3		8	1	2	5	
1987-88	21	8	2	11		12	5	1	6		9	3	1	5	
1988-89	20	6	2	12		10	4	1	5		10	2	1	7	
1989-90	19	4	4	11		7	1	1	5		12	3	3	6	
1990-91	14	1	2	11		5	0	0	5		9	1	2	6	
1991-92	20	1	4	15		9	1	2	6		11	0	2	9	
1992-93	11	2	2	7		5	1	1	3		6	1	1	4	
1993-94	15	1	5	9		8	1	3	4		7	0	2	5	
1994-95	9	0	2	7		5	0	1	4		4	0	1	3	
1995-96	8	2	0	6		5	2	0	3		3	0	0	3	
1996-97	16	5	4	7		12	2	3	7		4	3	1	0	
1997-98	14	0	2	12		8	0	2	6		6	0	0	6	
1998-99	15	2	1	12		7	1	1	5		8	1	0	7	
1999-00	16	4	4	8		5	2	1	2		11	2	3	6	
2000-01	23	3	3	17		11	2	2	7		12	1	1	10	
2001-02	19	4	6	9		9	3	3	3		10	1	3	6	
2002-03	20	4	5	11		11	3	2	6		9	1	3	5	
2003-04	29	5	6	18		15	4	4	7		14	1	2	11	
2005-06	15	10	2		3	9	5	1		3	6	5	1		0
2006-07	12	7	3		2	7	4	2		1	5	3	1		1
2007-08	16	9	1		6	9	5	0		4	7	4	1		2
2008-09	11	4	4		3	7	4	0		3	4	0	4		0
2009-10	26	19	1		6	10	8	0		2	16	11	1		4
2010-11	20	7	7		6	10	3	4		3	10	4	3		3
2011-12	22	9	3		10	11	5	2		4	11	4	1		6
2012-13	20	5	9		6	5	2	2		1	15	3	7		5
TOTALS	469	127	87	219	36	235	71	41	105	18	234	56	46	114	18

OVERTIME GOALS FOR

DATE	OPPONENT	SCORER	SCORE	TIME	DATE	OPPONENT	SCORER	SCORE	TIME
Oct. 12, 1983	at Pittsburgh	Lucien DeBlois	4-3 W	1:34	Nov. 10, 1999	Edmonton	Jyrki Lumme	5-4 W	1:51
Dec. 1, 1983	at Los Angeles	Tim Watters	6-5 W	2:41	Dec. 26, 1999	at Los Angeles	Jeremy Roenick (2)	3-2 W	3:18
Dec. 30, 1983	NY Islanders	Paul MacLean	4-3 W	0:29	Jan. 23, 2000	San Jose	Jyrki Lumme (2)	3-2 W	4:16
Jan. 18, 1984	at Pittsburgh	Paul MacLean (2)	5-4 W	1:28	Feb. 1, 2000	at San Jose	Keith Carney	1-0 W	1:32
Feb. 19, 1984	Washington	Doug Smail	4-3 W	1:55	Oct. 18, 2000	Florida	Joe Juneau	2-1 W	1:15
Mar. 11, 1984	Quebec	Dale Hawerchuk	6-5 W	0:42	Oct. 21, 2000	at Vancouver	Jeremy Roenick (3)	3-2 W	0:16
Mar. 12, 1984	at Toronto	Paul MacLean (3)	8-7 W	3:12	Mar. 8, 2001	Vancouver	Shane Doan (2)	3-2 W	0:38
Dec. 11, 1984	Philadelphia	Paul MacLean (4)	5-4 W	3:58	Oct. 8, 2001	at Calgary	Shane Doan (3)	2-1 W	0:28
Jan. 9, 1985	NY Rangers	Dale Hawerchuk (2)	6-5 W	3:50	Nov. 20, 2001	vs Minnesota	Claude Lemieux	2-1 W	4:36
Mar. 15, 1985	at Quebec	Paul MacLean (5)	3-2 W	4:41	Feb. 8, 2002	Los Angeles	Brian Savage	6-5 W	4:26
Nov. 2, 1986	at NY Rangers	Paul MacLean (6)	5-4 W	3:23	Feb. 12, 2002	Calgary	Daniel Briere	4-3 W	0:58
Mar. 18, 1987	New Jersey	Brian Mullen	4-3 W	0:40	Nov. 3, 2002	Nashville	Daniel Briere (2)	2-1 W	4:20
Oct. 30, 1987	Washington	Dale Hawerchuk (3)	3-2 W	2:15	Dec. 30, 2002	Edmonton	Daymond Langkow	4-3 W	4:31
Nov. 10, 1987	Calgary	Andrew McBain	4-3 W	3:48	Jan. 1, 2003	at Washington	Tony Amonte	2-1 W	1:20
Nov. 22, 1987	Edmonton	Dale Hawerchuk (4)	4-3 W	4:26	Mar. 20, 2003	Edmonton	Teppo Numminen	3-2 W	2:53
Dec. 1, 1987	at Los Angeles	Doug Smail (2)	7-6 W	3:26	Oct. 10, 2003	St. Louis	David Tanabe	2-1 W	4:38
Dec. 3, 1987	at Los Angeles	Iain Duncan	5-4 W	3:07	Nov. 8, 2003	Anaheim	Radoslav Suchy	4-3 W	1:20
Dec. 26, 1987	Minnesota	Laurie Boschman	5-4 W	3:09	Nov. 13, 2003	Colorado	Branko Radivojevic	3-2 W	1:51
Feb. 23, 1988	at Pittsburgh	Mario Marois	4-3 W	2:40	Mar. 22, 2004	at Minnesota	Mike Comrie	3-2 W	4:35
Apr. 3, 1988	St. Louis	Ray Neufeld	5-4 W	2:05	Apr. 3, 2004	Chicago	Krystofer Kolanos	2-1 W	2:55
Oct. 14, 1988	Vancouver	Laurie Boschman (2)	4-3 W	2:14	Oct. 18, 2005	at Edmonton	Derek Morris	4-3 W	1:00
Nov. 16, 1988	at Edmonton	Pat Elynuik	2-1 W	0:46	Oct. 25, 2005	St. Louis	Petr Nedved	5-4 W	1:51
Dec. 6, 1988	at Los Angeles	Pat Elynuik (2)	5-4 W	1:11	Nov. 12, 2005	Anaheim	Zbynek Michalek	2-1 W	3:09
Feb. 17, 1989	New Jersey	Dave Ellett	3-2 W	2:43	Dec. 11, 2005	at Boston	Ladislav Nagy	2-1 W	0:30
Feb. 19, 1989	Hartford	Brent Ashton	7-6 W	3:23	Dec. 29, 2005	Los Angeles	Keith Ballard	6-5 W	3:52
Mar. 24, 1989	Calgary	Randy Carlyle	4-3 W	3:45	Apr. 1, 2006	at San Jose	Steven Reinprecht	4-3 W	3:55
Nov. 8, 1989	Vancouver	Greg Paslawski	3-2 W	0:46	Jan. 5, 2007	at Atlanta	Yanic Perreault	5-4 W	2:31
Nov. 18, 1989	at Philadelphia	Doug Smail (3)	1-0 W	1:32	Feb. 22, 2007	Calgary	Shane Doan (4)	3-2 W	0:54
Dec. 29, 1989	at Calgary	Thomas Steen	2-1 W	2:49	Nov. 7, 2007	at Anaheim	Shane Doan (5)	6-5 W	4:29
Mar. 17, 1990	at Toronto	Peter Taglianetti	5-4 W	4:52	Jan. 24, 2008	Nashville	Zbynek Michalek (2)	4-3 W	4:31
Oct. 31, 1990	at Edmonton	Pat Elynuik (3)	1-0 W	0:23	Feb. 4, 2008	at Colorado	Radim Vrbata	4-3 W	3:23
Dec. 1, 1991	Chicago	Darrin Shannon	3-2 W	1:09	Mar. 25, 2008	San Jose	Martin Hanzal	5-4 W	3:23
Nov. 27, 1992	San Jose	Thomas Steen (2)	3-2 W	1:29	Mar. 30, 2009	Dallas	Petr Prucha	6-5 W	0:53
Dec. 12, 1992	at NY Islanders	Russ Romaniuk	4-3 W	1:41	Oct. 15, 2009	St. Louis	Ed Jovanovski	3-2 W	3:37
Oct. 16, 1993	Chicago	Nelson Emerson	1-0 W	0:41	Oct. 22, 2009	Detroit	Adrian Aucoin	3-2 W	1:57
Nov. 14, 1995	Chicago	Shane Doan	6-5 W	0:39	Nov. 29, 2009	at Anaheim	Shane Doan (6)	3-2 W	1:18
Feb. 23, 1996	Chicago	Dallas Drake	1-0 W	0:17	Jan. 5, 2010	at Edmonton	Shane Doan (7)	5-4 W	1:37
Oct. 28, 1996	at Montreal	Mike Gartner	5-4 W	1:45	Jan. 26, 2010	at Detroit	Shane Doan (8)	5-4 W	3:50
Nov. 1, 1996	at Calgary	Jeremy Roenick	3-2 W	4:08	Feb. 9, 2011	Dallas	Radim Vrbata (2)	3-2 W	1:13
Nov. 28, 1996	New Jersey	Keith Tkachuk	4-3 W	4:08	Feb. 22, 2011	at Philadelphia	Shane Doan (9)	3-2 W	2:41
Dec. 7, 1996	at New Jersey	Darrin Shannon (2)	4-3 W	2:03	Oct. 29, 2011	Los Angeles	Daymond Langkow (2)	3-2 W	4:16
Feb. 15, 1997	Boston	Jayson More	5-4 W	1:14	Feb. 9, 2012	Calgary	Shane Doan (10)	2-1 W	3:05
Nov. 20, 1998	at San Jose	Dallas Drake (2)	2-1 W	0:37	Feb. 18, 2012	Dallas	Radim Vrbata (3)	2-1 W	1:15
Nov. 21, 1998	Edmonton	Rick Tocchet	3-2 W	4:08	Feb. 11, 2013	at Colorado	Shane Doan (11)	3-2 W	4:01

**Note, the NHL changed overtime to a 4-on-4 format beginning with the 1999-2000 season



OVERTIME GOALS AGAINST

DATE	OPPONENT	SCORER	SCORE	TIME	DATE	OPPONENT	SCORER	SCORE	TIME
Nov. 16, 1983	Buffalo	Mike Ramsey	6-5 L	0:17	Dec. 16, 2000	San Jose	Gary Suter	2-1 L	1:53
Nov. 19, 1983	at Minnesota	Brian Bellows	8-7 L	2:53	Feb. 7, 2001	Carolina	Jeff O'Neill (2)	2-1 L	0:25
Jan. 5, 1984	at Philadelphia	Ilkka Sinisalo	7-6 L	2:32	Mar. 29, 2001	at Nashville	David Legwand	4-3 L	0:36
Feb. 27, 1984	Edmonton	Dave Hunter	6-5 L	2:10	Oct. 24, 2001	Anaheim	Mike Leclerc	3-2 L	1:49
Mar. 9, 1984	NY Rangers	Mark Osborne	6-5 L	0:43	Nov. 4, 2001	at Carolina	Josef Vasicek	1-0 L	0:52
Mar. 23, 1984	Vancouver	Tony Tanti	4-3 L	3:16	Nov. 13, 2001	Edmonton	Ryan Smyth	5-4 L	2:51
Nov. 14, 1984	Pittsburgh	Mario Lemieux	4-3 L	3:54	Jan. 17, 2002	at Colorado	Ville Nieminen	3-2 L	4:58
Nov. 3, 1985	St. Louis	Doug Gilmour	4-3 L	3:55	Feb. 28, 2002	at Colorado	Chris Drury	2-1 L	3:15
Mar. 20, 1987	at Vancouver	Tony Tanti (2)	6-5 L	1:03	Mar. 28, 2002	Anaheim	German Titov	2-1 L	3:58
Mar. 31, 1987	at Edmonton	Steve Smith	5-4 L	2:29	Oct. 28, 2002	at NY Rangers	Petr Nedved	3-2 L	2:20
Feb. 21, 1988	Edmonton	Kevin Lowe	4-3 L	3:15	Dec. 3, 2002	San Jose	Teemu Selanne	3-2 L	4:17
Mar. 24, 1988	at Boston	Ray Bourque	4-3 L	0:52	Dec. 26, 2002	at Los Angeles	Brad Chartrand	4-3 L	3:14
Nov. 11, 1988	Chicago	Wayne Presley	6-5 L	1:59	Jan. 11, 2003	at Nashville	Scott Walker	4-3 L	0:37
Mar. 29, 1989	at Los Angeles	Marty McSorley	2-1 L	3:37	Mar. 31, 2003	Los Angeles	Steve Kelly	5-4 L	1:42
Nov. 5, 1989	at Chicago	Dave Manson	4-3 L	3:18	Nov. 9, 2003	at Anaheim	Petr Sykora	2-1 L	3:43
Feb. 20, 1990	Buffalo	Mike Hartman	4-3 L	2:06	Dec. 29, 2003	NY Rangers	Tom Poti	3-2 L	1:00
Mar. 12, 1990	at Calgary	Theoren Fleury	5-4 L	1:40	Feb. 4, 2004	Florida	Olli Jokinen	5-4 L	3:22
Mar. 18, 1990	at Buffalo	Phil Housley	4-3 L	2:03	Feb. 25, 2004	Pittsburgh	Ric Jackman	4-3 L	1:48
Mar. 18, 1991	at Calgary	Carey Wilson	4-3 L	2:28	Mar. 2, 2004	at Edmonton	Ryan Smyth	5-4 L	2:26
Mar. 28, 1991	at Vancouver	Geoff Courtnall	3-2 L	1:49	Mar. 16, 2004	Anaheim	Sergei Fedorov	3-2 L	0:29
Oct. 8, 1991	Vancouver	Geoff Courtnall (2)	3-2 L	3:32	Nov. 6, 2005	at Chicago	Brent Seabrook	2-1 L	4:21
Nov. 1, 1991	Calgary	Robert Reichel	7-6 L	4:37	Feb. 12, 2006	San Jose	Tom Preissing	5-4 L	1:54
Nov. 14, 1991	at St. Louis	Lee Norwood	2-1 L	2:31	Dec. 9, 2006	Dallas	Jere Lehtinen	4-3 L	4:55
Feb. 17, 1992	at NY Islanders	Tom Fitzgerald	5-4 L	2:55	Feb. 15, 2007	Anaheim	Teemu Selanne (2)	5-4 L	1:53
Oct. 8, 1992	at San Jose	Kelly Kisio	4-3 L	4:00	Mar. 18, 2007	at Dallas	Mike Ribeiro	5-4 L	4:19
Dec. 5, 1992	Montreal	Vincent Damphousse	3-2 L	2:18	Feb. 2, 2008	at Nashville	Alexander Radulov	3-2 L	4:10
Oct. 10, 1993	at Chicago	Dirk Graham	4-3 L	4:50	Nov. 22, 2008	at Philadelphia	Mike Richards	4-3 L	1:35
Oct. 29, 1993	Los Angeles	Rob Blake	4-3 L	3:07	Dec. 16, 2008	at Dallas	Loui Eriksson	2-1 L	3:39
Nov. 5, 1993	Ottawa	Bob Kudelski	7-6 L	1:33	Dec. 23, 2008	at Colorado	Brett Clark	5-4 L	1:48
Dec. 18, 1993	at Calgary	Ron Stern	5-4 L	2:32	Mar. 10, 2009	at Detroit	Johan Franzen	3-2 L	3:35
Jan. 16, 1994	Tampa Bay	Mikael Andersson	3-2 L	0:09	Nov. 19, 2009	at St. Louis	Erik Johnson	3-2 L	0:17
Feb. 2, 1995	St. Louis	Brett Hull	5-4 L	3:32	Oct. 16, 2010	Detroit	Niklas Kronwall	2-1 L	4:44
Mar. 28, 1995	at San Jose	Jeff Friesen	6-5 L	4:27	Oct. 23, 2010	Carolina	Anton Babchuk	4-3 L	2:52
Nov. 21, 1996	at St. Louis	Harry York	4-3 L	0:57	Oct. 25, 2010	at Montreal	Andrei Kostitsyn	3-2 L	1:25
Jan. 9, 1997	Detroit	Igor Larionov	5-4 L	0:58	Nov. 8, 2010	at Detroit	Henrik Zetterberg	3-2 L	1:23
Jan. 12, 1997	Buffalo	Jason Dawe	3-2 L	0:10	Jan. 2, 2011	at Minnesota	Cam Barker	6-5 L	0:46
Feb. 8, 1997	Dallas	Pat Verbeek	5-4 L	3:50	Jan. 8, 2011	Buffalo	Drew Stafford	2-1 L	3:12
Oct. 8, 1997	Boston	Ted Donato	3-2 L	2:09	Mar. 8, 2011	Vancouver	Dan Hamhuis	4-3 L	2:13
Mar. 6, 1998	Carolina	Jeff O'Neill	5-4 L	2:34	Nov. 10, 2011	Montreal	Josh Gorges	3-2 L	1:45
Jan. 1, 1999	Dallas	Brett Hull (2)	2-1 L	0:37	Dec. 28, 2011	Boston	Dennis Seidenberg	2-1 L	0:58
Jan. 28, 2000	at Washington	Calle Johansson	3-2 L	4:59	Jan. 5, 2012	at Los Angeles	Drew Doughty	1-0 L	0:38
Mar. 17, 2000	Nashville	Greg Johnson	4-3 L	3:56	Jan. 30, 2013	vs. Edmonton	Nail Yakupov	2-1 L	3:52
Mar. 26, 2000	at Anaheim	Oleg Tverdovsky	4-3 L	3:47	Mar. 27, 2013	at Minnesota	Mikko Koivu	4-3 L	2:43
Apr. 1, 2000	at Edmonton	Tom Poti	4-3 L	3:07	Apr. 12, 2013	at Calgary	Mark Giordano	3-2 L	4:36

**Note, the NHL changed overtime to a 4-on-4 format beginning with the 1999-2000 season

SHOOTOUT RECORD

SEASON	OVERALL					HOME			ROAD		
	GP	W	L	GF/Shots	GA/Shots	GP	W	L	GP	W	L
2005-06	7	4	3	7/24	7/25	5	2	3	2	2	0
2006-07	7	5	2	8/26	6/29	4	3	1	3	2	1
2007-08	11	5	6	12/39	12/42	7	3	4	4	2	2
2008-09	6	3	3	10/28	11/28	6	3	3	0	0	0
2009-10	20	14	6	34/90	25/89	8	6	2	12	8	4
2010-11	11	5	6	13/39	13/37	6	3	3	5	2	3
2011-12	16	6	10	21/47	21/49	6	2	4	10	4	6
2012-13	10	4	6	8/29	12/29	3	2	1	7	2	5
TOTALS	88	46	42	113/322	107/328	45	24	21	43	22	21

SHOOTOUT RESULTS

DATE	OPPONENT	DECIDING GOAL	GOALTENDERS	GF	GA	ROUNDS	SCORE
Oct. 13, 2005	Nashville	Paul Kariya	David LeNeveu/Chris Mason	0	1	3	5-4 L
Nov. 19, 2005	at San Jose	Geoff Sanderson	Curtis Joseph/Evgeni Nabokov	2	0	4	4-3 W
Jan. 12, 2006	at Buffalo	Geoff Sanderson (2)	Brian Boucher/Martin Biron	1	0	3	2-1 W
Jan. 21, 2006	Edmonton	Ladislav Nagy	Curtis Joseph/Jussi Markkanen	2	1	3	4-3 W
Jan. 29, 2006	Edmonton	Radek Dvorak	Curtis Joseph/Mike Morrison	1	2	6	4-3 L
Feb. 2, 2006	Los Angeles	Steven Reinprecht	Curtis Joseph/Mathieu Garon	1	0	3	2-1 W
Apr. 8, 2006	Dallas	Jussi Jokinen	Curtis Joseph/Johan Hedberg	0	2	3	3-2 L
Nov. 16, 2006	Chicago	Ladislav Nagy (2)	Curtis Joseph/Brian Boucher	2	1	3	3-2 W
Dec. 7, 2006	at Chicago	Shane Doan	Mikael Tellqvist/Nikolai Khabibulin	2	1	6	2-1 W
Dec. 14, 2006	Columbus	Mike Comrie	Mikael Tellqvist/Fredrik Norrena	1	0	3	5-4 W
Dec. 26, 2006	at Los Angeles	Anze Kopitar	Mikael Tellqvist/Barry Brust	0	2	3	4-3 L
Jan. 15, 2007	St. Louis	Ladislav Nagy (3)	Mikael Tellqvist/Manny Legace	2	1	4	5-4 W
Jan. 26, 2007	at Colorado	Ladislav Nagy (4)	Curtis Joseph/Peter Budaj	1	0	3	5-4 W
Mar. 24, 2007	Dallas	Jere Lehtinen	Curtis Joseph/Marty Turco	0	1	7	4-3 L
Nov. 23, 2007	at Anaheim	Shane Doan (2)	Ilya Bryzgalov/Jonas Hiller	2	0	2	4-3 W
Dec. 20, 2007	at San Jose	Peter Mueller	Ilya Bryzgalov/Evgeny Nabokov	1	0	3	3-2 W
Dec. 22, 2007	Vancouver	Taylor Pyatt	Ilya Bryzgalov/Roberto Luongo	1	2	4	2-1 L
Dec. 31, 2007	Colorado	Peter Mueller (2)	Ilya Bryzgalov/Peter Budaj	2	0	2	4-3 W
Jan. 5, 2008	Anaheim	Peter Mueller (3)	Ilya Bryzgalov/J.S. Giguere	1	0	3	3-2 W
Jan. 19, 2008	Chicago	Patrick Kane	Ilya Bryzgalov/Patrick Lalime	0	2	2	2-1 L
Feb. 5, 2008	at Calgary	Jarome Iginla	Ilya Bryzgalov/Miikka Kiprusoff	0	1	3	4-3 L
Feb. 22, 2008	Colorado	Cody McLeod	Mikael Tellqvist/Jose Theodore	2	3	12	3-2 L
Mar. 11, 2008	Anaheim	Radim Vrbata	Ilya Bryzgalov/J.S. Giguere	1	0	3	3-2 W
Mar. 20, 2008	Los Angeles	Patrick O'Sullivan	Mikael Tellqvist/Erik Ersberg	0	1	4	6-5 L
Apr. 6, 2008	at Anaheim	Ryan Getzlaf	Ilya Bryzgalov/Jonas Hiller	2	3	4	3-2 L
Nov. 18, 2008	Chicago	Jonathan Toews	Ilya Bryzgalov/Nikolai Khabibulin	0	2	2	3-2 L
Dec. 13, 2008	Detroit	Jiri Hudler	Ilya Bryzgalov/Chris Osgood	1	2	4	5-4 L
Jan. 10, 2009	Dallas	Kyle Turris	Ilya Bryzgalov/Marty Turco	3	2	5	1-0 W
Feb. 19, 2009	Atlanta	Daniel Carcillo	Mikael Tellqvist/Kari Lehtonen	2	1	8	4-3 W
Mar. 19, 2009	Anaheim	Bobby Ryan	Ilya Bryzgalov/Jonas Hiller	1	2	5	3-2 L
Apr. 11, 2009	Anaheim	Viktor Tikhonov	Ilya Bryzgalov/J-S Giguere	3	2	4	5-4 W
Oct. 12, 2009	at San Jose	Lauri Korpikoski	Ilya Bryzgalov/Evgeni Nabokov	2	1	3	1-0 W
Oct. 31, 2009	Anaheim	Radim Vrbata (2)	Ilya Bryzgalov/Jonas Hiller	1	0	3	3-2 W
Dec. 10, 2009	at Los Angeles	Justin Williams	Ilya Bryzgalov/Jonathan Quick	3	4	8	3-2 L
Dec. 17, 2009	at Columbus	Robert Lang	Jason LaBarbera/Mathieu Garon	2	1	3	2-1 W
Dec. 28, 2009	at San Jose	Joe Pavelski	Ilya Bryzgalov/Evgeni Nabokov	0	1	3	3-2 L
Dec. 29, 2009	Vancouver	Lauri Korpikoski (2)	Jason LaBarbera/Roberto Luongo	1	0	3	3-2 W
Dec. 31, 2009	San Jose	Ryane Clowe	Ilya Bryzgalov/Thomas Greiss	0	1	6	3-2 L
Jan. 9, 2010	NY Islanders	Matt Moulson	Jason LaBarbera/Dwayne Roloson	2	3	6	5-4 L
Jan. 28, 2010	Calgary	Robert Lang (2)	Ilya Bryzgalov/Miikka Kiprusoff	2	0	2	3-2 W
Feb. 2, 2010	at Nashville	Adrian Aucoin	Ilya Bryzgalov/Pekka Rinne	2	1	10	1-0 W
Feb. 5, 2010	at Chicago	Adrian Aucoin (2)	Jason LaBarbera/Cristobal Huet	2	1	3	2-1 W
Mar. 10, 2010	Vancouver	Adrian Aucoin (3)	Ilya Bryzgalov/Andrew Raycroft	4	3	6	4-3 W
Mar. 14, 2010	at Atlanta	Adrian Aucoin (4)	Jason LaBarbera/Ondrej Pavelec	2	1	4	3-2 W
Mar. 18, 2010	at Florida	Radim Vrbata (3)	Ilya Bryzgalov/Tomas Vokoun	2	1	3	4-3 W
Mar. 20, 2010	Chicago	Radim Vrbata (4)	Ilya Bryzgalov/Antti Niemi	1	0	3	5-4 W
Mar. 21, 2010	at Dallas	Adrian Aucoin (5)	Jason LaBarbera/Marty Turco	2	1	4	3-2 W
Mar. 25, 2010	at Nashville	David Legwand	Ilya Bryzgalov/Pekka Rinne	1	2	3	4-3 L
Apr. 3, 2010	Edmonton	Matthew Lombardi	Ilya Bryzgalov/Jeff Deslauriers	1	0	8	3-2 W
Apr. 8, 2010	at Los Angeles	Adrian Aucoin (6)	Jason LaBarbera/Jonathan Quick	2	1	4	3-2 W
Apr. 10, 2010	at San Jose	Logan Couture	Ilya Bryzgalov/Evgeni Nabokov	2	3	5	3-2 L
Nov. 6, 2010	Pittsburgh	Mark Letestu	Ilya Bryzgalov/Brent Johnson	0	1	6	4-3 L
Nov. 19, 2010	at Edmonton	Eric Belanger	Ilya Bryzgalov/Devan Dubnyk	3	2	10	4-3 W
Dec. 4, 2010	Florida	Michael Frolik	Ilya Bryzgalov/Scott Clemmensen	2	3	10	2-1 L
Dec. 16, 2010	at N.Y. Rangers	Erik Christensen	Jason LaBarbera/Martin Biron	0	1	6	4-3 L
Dec. 18, 2010	at N.Y. Islanders	Radim Vrbata (5)	Jason LaBarbera/Nathan Lawson	3	1	5	4-3 W
Feb. 12, 2011	Chicago	Radim Vrbata (6)	Ilya Bryzgalov/Corey Crawford	1	0	6	3-2 W
Feb. 27, 2011	at Chicago	Jonathan Toews	Ilya Bryzgalov/Corey Crawford	0	1	6	4-3 L



SHOOTOUT RESULTS (CONT'D)

DATE	OPPONENT	DECIDING GOAL	GOALTENDERS	GF	GA	ROUNDS	SCORE
Mar. 5, 2011	Detroit	Radim Vrbata (7)	Ilya Bryzgalov/Jimmy Howard	1	0	6	5-4 W
Mar. 29, 2011	Dallas	Ray Whitney	Ilya Bryzgalov/Kari Lehtonen	2	1	10	2-1 W
Apr. 1, 2011	Colorado	Ryan O'Reilly	Ilya Bryzgalov/Peter Budaj	0	1	5	4-3 L
Apr. 6, 2011	at Los Angeles	Jarret Stoll	Ilya Bryzgalov/Jonathan Quick	1	2	6	3-2 L
Oct. 10, 2011	at Dallas	Mike Ribeiro	Mike Smith/Kari Lehtonen	1	2	6	2-1 L
Oct. 25, 2011	Dallas	Trevor Daley	Mike Smith/Kari Lehtonen	1	2	16	2-1 L
Nov. 15, 2011	at Toronto	Patrick O'Sullivan	Mike Smith/Ben Scrivens	2	0	4	3-2 W
Dec. 5, 2011	at Chicago	Oliver Ekman-Larsson	Mike Smith/Ray Emery	2	0	4	4-3 W
Jan. 10, 2012	at N.Y. Rangers	Derek Stepan	Mike Smith/Henrik Lundqvist	1	2	12	2-1 L
Jan. 12, 2012	at Detroit	Henrik Zetterberg	Mike Smith/Jimmy Howard	1	2	8	3-2 L
Jan. 19, 2012	Detroit	Todd Bertuzzi	Mike Smith/Jimmy Howard	0	1	6	3-2 L
Feb. 13, 2012	at Vancouver	Ryan Kesler	Jason LaBarbera/Roberto Luongo	3	4	12	1-2 L
Feb. 21, 2012	Los Angeles	Mikkel Boedker	Mike Smith/Jonathan Quick	1	2	6	5-4 W
Feb. 23, 2012	at Calgary	Ray Whitney (2)	Mike Smith/Miikka Kiprusoff	1	0	5	4-3 W
Feb. 28, 2012	Vancouver	Ray Whitney (3)	Mike Smith/Cory Schneider	2	0	5	2-1 W
Mar. 8, 2012	Minnesota	Dany Heatley	Jason LaBarbera/Matt Hackett	2	3	10	3-2 L
Mar. 12, 2012	Nashville	Andrei Kostitsyn	Mike Smith/Pekka Rinne	0	1	5	5-4 L
Mar. 18, 2012	at Edmonton	Ray Whitney (4)	Mike Smith/Devan Dubnyk	2	1	5	3-2 W
Mar. 20, 2012	at Dallas	Mike Ribeiro	Mike Smith/Kari Lehtonen	0	1	6	4-3 L
Mar. 24, 2012	at San Jose	Michal Handzus	Mike Smith/Antti Niemi	0	2	4	4-3 L
Feb. 1, 2013	at Dallas	Jaromir Jagr	Mike Smith/ Kari Lehtonen	1	2	8	4-3 L
Feb. 9, 2013	at San Jose	Mikkel Boedker	Mike Smith/ Antti Niemi	2	0	4	1-0 W
Feb. 23, 2013	at Edmonton	Sam Gagner	Mike Smith/ Nikolai Khabibulin	0	2	4	3-2 L
Mar. 2, 2013	vs. Anaheim	Steve Sullivan	Mike Smith/ Viktor Fasth	1	0	6	5-4 W
Mar. 4, 2013	vs. Anaheim	Oliver Ekman-Larsson	Mike Smith/ Jonas Hiller	2	1	10	5-4 W
Mar. 16, 2013	at Columbus	Artem Anisimov	Mike Smith/ Sergei Bobrovsky	0	2	4	1-0 L
Mar. 30, 2013	at San Jose	Logan Couture	Jason LaBarbera/ Antti Niemi	0	1	6	3-2 L
Apr. 18, 2013	at St. Louis	Andy McDonald	Chad Johnson/ Brian Elliott	0	1	6	2-1 L
Apr. 20, 2013	at Chicago	David Schlemko	Mike Smith/ Corey Crawford	2	1	6	3-2 W
Apr. 26, 2013	vs. Anaheim	Matt Duchene	Mike Smith/ Semyon Varlamov	0	2	4	5-4 L

SPECIAL TEAMS

POWER PLAY

	OPP	GF	PCT	RANK
1979-80	336	63	18.8	16/21
1980-81	345	60	17.4	21/21
1981-82	328	74	22.6	11/21
1982-83	317	71	22.4	10/21
1983-84	374	80	21.4	13/21
1984-85	315	75	23.8	5/21
1985-86	356	72	20.2	17/21
1986-87	400	52	17.3	19/21
1987-88	432	110	25.5	2/21
1988-89	357	79	22.1	5/21
1989-90	347	65	18.7	17/21
1990-91	381	74	19.4	11/21
1991-92	435	91	20.9	7/22
1992-93	467	98	21.0	8/24
1993-94	423	82	19.4	11/26
1994-95	219	42	19.2	9/26
1995-96	417	82	19.7	6/26
1996-97	359	65	18.1	6/26
1997-98	384	57	14.8	14/26
1998-99	342	41	12.0	26/27
1999-00	310	37	11.9	27/28
2000-01	343	57	16.6	14/30
2001-02	340	53	15.6	14/30
2002-03	385	55	14.3	21/30
2003-04	358	51	14.2	26/30
2005-06	541	96	17.7	19/30
2006-07	400	66	16.5	22/30
2007-08	339	63	18.6	11/30
2008-09	344	50	14.5	28/30
2009-10	314	46	14.6	28/30
2010-11	289	46	15.9	23/30
2011-12	251	34	13.6	29/30
2012-13	169	25	14.8	25/30

PENALTY KILLING

	TS	GA	PCT	RANK
1979-80	275	63	77.1	13/21
1980-81	261	67	74.3	18/21
1981-82	249	61	75.5	16/21
1982-83	294	78	73.5	17/21
1983-84	341	86	74.8	19/21
1984-85	319	70	78.1	11/21
1985-86	335	83	75.2	18/21
1986-87	324	53	83.6	1/21
1987-88	444	94	78.8	13/21
1988-89	374	82	78.1	14/21
1989-90	333	57	82.9	3/21
1990-91	351	57	83.8	3/21
1991-92	428	68	84.1	3/22
1992-93	438	80	81.7	11/24
1993-94	445	91	79.6	23/26
1994-95	235	40	83.0	13/26
1995-96	430	88	79.5	23/26
1996-97	334	47	85.9	5/26
1997-98	408	66	83.8	21/26
1998-99	348	45	87.1	5/27
1999-00	306	43	85.9	9/28
2000-01	432	64	85.2	8/30
2001-02	356	60	83.1	21/30
2002-03	412	77	81.3	27/30
2003-04	398	71	82.2	23/30
2005-06	513	98	80.9	22/30
2006-07	425	92	78.4	29/30
2007-08	332	64	80.7	24/30
2008-09	293	68	76.8	28/30
2009-10	317	49	84.5	6/30
2010-11	296	64	78.4	26/30
2011-12	249	36	85.5	8/30
2012-13	169	34	79.9	22/30

PENALTY MINUTES

	MINS	AVG	RANK
1979-80	1251	15.6	8/21
1980-81	1191	14.9	1/21
1981-82	1314	16.4	18/21
1982-83	1089	13.6	3/21
1983-84	1579	19.7	15/21
1984-85	1540	19.3	14/21
1985-86	1774	22.2	13/21
1986-87	1537	19.2	2/21
1987-88	2278	28.5	16/21
1988-89	1843	23.0	8/21
1989-90	1629	20.4	4/21
1990-91	1675	20.9	3/21
1991-92	1907	23.8	13/22
1992-93	1851	22.0	13/24
1993-94	2143	25.5	26/26
1994-95	1141	23.8	24/26
1995-96	1622	19.8	13/26
1996-97	1582	19.3	15/26
1997-98	1602	19.5	15/26
1998-99	1412	17.2	20/27
1999-00	940	11.5	7/28
2000-01	1337	16.3	21/30
2001-02	1154	14.1	10/30
2002-03	1433	17.5	28/30
2003-04	1300	15.9	23/30
2005-06	1493	18.4	27/30
2006-07	1417	17.6	29/30
2007-08	1175	14.3	24/30
2008-09	1092	13.3	11/30
2009-10	905	11.3	5/30
2010-11	863	10.5	9/30
2011-12	757	9.2	3/30
2012-13	504	10.5	7/30

SHORTHANDED

	GF	GA
1979-80	4	10
1980-81	8	15
1981-82	4	11
1982-83	10	7
1983-84	13	18
1984-85	12	17
1985-86	13	14
1986-87	6	9
1987-88	11	17
1988-89	15	13
1989-90	14	7
1990-91	8	12
1991-92	7	6
1992-93	3	14
1993-94	13	17
1994-95	7	6
1995-96	10	12
1996-97	9	14
1997-98	10	6
1998-99	8	5
1999-00	14	7
2000-01	9	6
2001-02	8	6
2002-03	4	11
2003-04	9	8
2005-06	9	11
2006-07	5	13
2007-08	11	12
2008-09	5	4
2009-10	3	7
2010-11	5	6
2011-12	6	6
2012-13	2	2

PENALTY SHOTS FOR 9 GOALS, 39 CHANCES

DATE	OPPONENT	PLAYER	GOALTENDER	RESULT
Oct. 19, 1979	Minnesota	Peter Sullivan	Gary Edwards	Failed
Jan. 1, 1985	Calgary	Bengt Lundholm	Reggie Lemelin	Failed
Oct. 13, 1985	Quebec	Doug Smail	Richard Sevigny	Failed
Dec. 11, 1988	at Vancouver	Brent Ashton	Kirk McLean	Scored
Dec. 17, 1988	at Washington	Dale Hawerchuk	Clint Malarchuk	Failed
Oct. 10, 1989	at Pittsburgh	Doug Smail	Tom Barrasso	Failed
Nov. 27, 1991	NY Rangers	Troy Murray	Mike Richter	Failed
Dec. 19, 1992	at St. Louis	Phil Housley	Curtis Joseph	Failed
Feb. 23, 1993	at Ottawa	Stu Barnes	Peter Sidorkiewicz	Failed
Mar. 9, 1993	at Tampa Bay	Teemu Selanne	Wendell Young	Scored
Feb. 6, 1995	at Calgary	Teemu Selanne	Trevor Kidd	Failed
Nov. 18, 1996	Detroit	Mike Hudson	Chris Osgood	Failed
Jan. 24, 1998	Edmonton	Keith Tkachuk	Bob Essensa	Failed
Mar. 25, 1999	Washington	Robert Reichel	Rick Tabaracci	Failed
Dec. 2, 1999	Tampa Bay	Jeremy Roenick	Dan Cloutier	Scored
Jan. 12, 2000	Pittsburgh	Keith Tkachuk	J-Sebastien Aubin	Scored
Mar. 17, 2000	Nashville	Jeremy Roenick	Tomas Vokoun	Scored
Feb. 28, 2001	at Columbus	Jeremy Roenick	Marc Denis	Failed
Mar. 30, 2002	Colorado	Krystofer Kolanos	Patrick Roy	Scored
Apr. 9, 2002	at Calgary	Michal Handzus	Roman Turek	Failed

DATE	OPPONENT	PLAYER	GOALTENDER	RESULT
Mar. 14, 2003	Chicago	Mike Johnson	Jocelyn Thibault	Failed
Mar. 14, 2004	at Colorado	Mike Comrie	Tommy Salo	Failed
Apr. 3, 2004	Chicago	Ivan Novoseltsev	Adam Munro	Failed
Oct. 8, 2005	Minnesota	Ladislav Nagy	Dwayne Roloson	Scored
Oct. 17, 2005	at Calgary	Oleg Saprykin	Miikka Kiprusoff	Failed
Nov. 25, 2005	at Dallas	Mike Comrie	Marty Turco	Failed
Nov. 26, 2005	Vancouver	Shane Doan	Alexander Auld	Failed
Dec. 29, 2005	Los Angeles	Ladislav Nagy	Jason LaBarbera	Failed
Mar. 18, 2007	Dallas	Shane Doan	Marty Turco	Failed
Dec. 29, 2007	Detroit	Radim Vrbata	Chris Osgood	Scored
Jan. 10, 2008	at Edmonton	Shane Doan	Mathieu Garon	Failed
Feb. 10, 2008	Nashville	Keith Yandle	Dan Ellis	Failed
Nov. 14, 2009	Dallas	Shane Doan	Marty Turco	Failed
Mar. 20, 2010	Chicago	Matthew Lombardi	Antti Niemi	Failed
Feb. 19, 2011	at Nashville	Shane Doan	Pekka Rinne	Failed
Nov. 21, 2011	at Washington	Lauri Korpikoski	Tomas Vokoun	Scored
Mar. 10, 2012	San Jose	Ray Whitney	Antti Niemi	Failed
Mar. 18, 2012	at Edmonton	Keith Yandle	Devan Dubnyk	Failed
Mar. 25, 2013	Detroit	Lauri Korpikoski	Jonas Gustavsson	Failed

PENALTY SHOTS AGAINST 18 GOALS, 47 CHANCES

DATE	OPPONENT	PLAYER	GOALTENDER	RESULT
Dec. 14, 1980	NY Islanders	Anders Kallur	Pierre Hamel	Failed
Feb. 6, 1981	at Edmonton	Wayne Gretzky	Pierre Hamel	Failed
Dec. 19, 1983	at Calgary	Doug Risebrough	Doug Soetaert	Scored
Feb. 23, 1985	at Montreal	Chris Nilan	Brian Hayward	Scored
Oct. 16, 1985	at Detroit	Gerard Gallant	Brian Hayward	Scored
Dec. 28, 1986	Minnesota	Kent Nilsson	Eldon Reddick	Failed
Oct. 25, 1987	Los Angeles	Luc Robitaille	Eldon Reddick	Scored
Mar. 10, 1988	at Calgary	Hakan Loob	Daniel Berthiaume	Failed
Nov. 29, 1988	NY Rangers	Guy Lafleur	Eldon Reddick	Failed
Jan. 31, 1989	at St. Louis	Doug Evans	Daniel Berthiaume	Scored
Feb. 13, 1989	at Detroit	Steve Yzerman	Bob Essensa	Scored
Feb. 28, 1992	at Vancouver	Pavel Bure	Rick Tabaracci	Scored
Feb. 1, 1993	at Ottawa	Laurie Boschman	Mike O'Neill	Scored
Oct. 31, 1993	Calgary	Paul Ranheim	Bob Essensa	Scored
Nov. 3, 1993	St. Louis	Philippe Bozon	Bob Essensa	Failed
Mar. 29, 1994	at San Jose	Sergei Makarov	Tim Cheveldae	Scored
Mar. 22, 1995	at Detroit	Bob Errey	Nikolai Khabibulin	Failed
Apr. 8, 1995	at Toronto	Dave Andreychuk	Tim Cheveldae	Failed
Feb. 1, 1996	at Colorado	Peter Forsberg	Tim Cheveldae	Failed
Feb. 26, 1996	Los Angeles	Kevin Stevens	Nikolai Khabibulin	Failed
Dec. 3, 1997	at Tampa Bay	Dino Ciccarelli	Nikolai Khabibulin	Failed
Jan. 26, 1998	Vancouver	Pavel Bure	Nikolai Khabibulin	Scored
Jan. 10, 2000	at NY Islanders	Brad Isbister	Sean Burke	Scored
Oct. 27, 2001	Colorado	Greg de Vries	Sean Burke	Failed

DATE	OPPONENT	PLAYER	GOALTENDER	RESULT
Jan. 27, 2004	Calgary	Shean Donovan	Sean Burke	Scored
Feb. 2, 2004	Columbus	David Vyborny	Brian Boucher	Scored
Oct. 8, 2005	Minnesota	Alexandre Daigle	Curtis Joseph	Failed
Nov. 10, 2005	Calgary	Jarome Iginla	Curtis Joseph	Scored
Mar. 4, 2006	Detroit	Nicklas Lidstrom	Philippe Sauve	Failed
Mar. 7, 2006	at Detroit	Mark Mowers	Curtis Joseph	Failed
Oct. 24, 2006	at Calgary	Daymond Langkow	Curtis Joseph	Failed
Nov. 3, 2006	at Anaheim	Andy McDonald	Curtis Joseph	Scored
Feb. 19, 2007	at Nashville	Jean-Pierre Dumont	Curtis Joseph	Scored
Mar. 8, 2007	Vancouver	Daniel Sedin	Curtis Joseph	Failed
Oct. 30, 2007	at St. Louis	Lee Stempniak	Mikael Tellqvist	Failed
Nov. 12, 2007	at San Jose	Joe Pavelski	Mikael Tellqvist	Failed
Jan. 19, 2008	Chicago	Rene Bourque	Ilya Bryzgalov	Failed
Dec. 19, 2009	at Anaheim	Todd Marchant	Ilya Bryzgalov	Failed
Jan. 7, 2010	at Vancouver	Mason Raymond	Ilya Bryzgalov	Failed
Dec. 26, 2010	at Dallas	Loui Eriksson	Jason LaBarbera	Failed
Feb. 25, 2011	at Columbus	RJ Umberger	Ilya Bryzgalov	Failed
Mar. 8, 2011	Vancouver	Alex Burrows	Ilya Bryzgalov	Failed
Mar. 17, 2011	at Edmonton	Andrew Coglian	Ilya Bryzgalov	Failed
Oct. 15, 2011	vs. Winnipeg	Nik Antropov	Mike Smith	Failed
Dec. 31, 2011	at Minnesota	Matt Cullen	Curtis McElhinney	Scored
Jan. 10, 2012	at N.Y. Rangers	Marian Gaborik	Mike Smith	Failed
Mar. 6, 2013	at Anaheim	Andrew Coglian	Jason LaBarbera	Failed



HAT TRICKS FOR

DATE	OPPONENT	RESULT	PLAYER	G
Dec. 15, 1979	Montreal	6-2 W	Willy Lindstrom	3
Mar. 26, 1980	Hartford	7-0 W	Dave Christian	3
Oct. 17, 1980	Chicago	6-2 W	Morris Lukowich	3
Nov. 2, 1980	Washington	4-4 T	Norm Dupont	3
Feb. 12, 1981	at NY Rangers	8-6 L	Dave Christian	3
Oct. 25, 1981	Los Angeles	9-4 W	Dale Hawerchuk	3
Mar. 2, 1982	at Philadelphia	7-6 W	Willy Lindstrom	5
Mar. 13, 1982	at Toronto	10-2 W	Dale Hawerchuk	3
Oct. 24, 1982	Edmonton	9-5 W	Dale Hawerchuk	3
Feb. 4, 1983	Pittsburgh	6-4 W	Dale Hawerchuk	3
Feb. 25, 1983	Hartford	5-3 W	Dale Hawerchuk	3
Mar. 23, 1983	Edmonton	7-4 W	Lucien DeBlois	3
Mar. 30, 1983	Los Angeles	10-5 W	Ron Wilson	4
Apr. 3, 1983	Detroit	8-3 W	Thomas Steen	3
Oct. 5, 1983	Detroit	6-6 T	Scott Arniel	3
Dec. 14, 1983	at Toronto	8-4 W	Dale Hawerchuk	3
Jan. 18, 1984	at Pittsburgh	5-4 W	Paul MacLean	3
Mar. 6, 1984	at Los Angeles	7-3 W	Paul MacLean	3
Nov. 24, 1984	at Los Angeles	9-5 W	Laurie Boschman	3
Dec. 14, 1984	Toronto	6-4 W	Dale Hawerchuk	3
Jan. 4, 1985	at Edmonton	7-4 L	Dale Hawerchuk	3
Jan. 21, 1985	Pittsburgh	7-6 W	Dale Hawerchuk	3
Oct. 23, 1985	Edmonton	9-3 W	Perry Turnbull	3
Mar. 19, 1986	Montreal	6-4 W	Brian Mullen	3
Mar. 31, 1986	at Los Angeles	5-2 W	Ray Neufeld	3
Nov. 2, 1986	at NY Rangers	5-4 W	Paul MacLean	3
Nov. 9, 1986	New Jersey	8-1 W	Thomas Steen	3
Nov. 13, 1986	at Los Angeles	6-5 W	Paul MacLean	3
Feb. 20, 1987	Boston	6-2 W	Doug Smail	3
Mar. 25, 1987	Calgary	10-1 W	Doug Smail	3
Nov. 1, 1987	Vancouver	7-3 W	Ray Neufeld	3
Nov. 25, 1987	at Detroit	10-8 L	Paul MacLean	3
Dec. 28, 1987	at Los Angeles	5-2 W	Ray Neufeld	3
Feb. 3, 1988	Calgary	9-0 W	Laurie Boschman	3
Feb. 6, 1988	at Minnesota	8-8 T	Dale Hawerchuk	3
Mar. 5, 1988	at Toronto	10-1 W	Paul MacLean	3
Mar. 9, 1988	Calgary	6-6 T	Paul MacLean	4
Nov. 8, 1988	at Quebec	8-4 W	Dale Hawerchuk	3
Nov. 20, 1988	Edmonton	7-4 W	Iain Duncan	3
Nov. 20, 1988	Edmonton	7-4 W	Andrew McBain	3
Jan. 26, 1989	at NY Islanders	8-6 L	Dale Hawerchuk	3
Feb. 19, 1989	Hartford	7-6 W	Brent Ashton	3
Mar. 18, 1989	at Toronto	10-2 W	Thomas Steen	3
Nov. 11, 1991	Los Angeles	6-2 W	Stu Barnes	3
Oct. 14, 1992	Edmonton	7-3 W	Teemu Selanne	3
Nov. 17, 1992	at Tampa Bay	6-5 W	Evgeny Davydov	3
Dec. 11, 1992	at Washington	8-6 L	Teemu Selanne	3
Feb. 22, 1993	Ottawa	6-3 W	Thomas Steen	3
Feb. 28, 1993	Minnesota	7-6 W	Teemu Selanne	4

DATE	OPPONENT	RESULT	PLAYER	G
Mar. 2, 1993	Quebec	7-4 L	Teemu Selanne	3
Mar. 9, 1993	at Tampa Bay	4-2 W	Teemu Selanne	3
Oct. 6, 1993	Washington	6-4 W	Teemu Selanne	3
Oct. 23, 1993	at Philadelphia	9-6 W	Keith Tkachuk	3
Nov. 9, 1993	at NY Islanders	5-2 W	Alexei Zhamnov	3
Nov. 30, 1993	at Los Angeles	8-6 W	Alexei Zhamnov	3
Dec. 23, 1993	Quebec	5-2 W	Teemu Selanne	3
Feb. 11, 1995	at St. Louis	3-2 W	Alexei Zhamnov	3
Mar. 28, 1995	at San Jose	6-5 L	Nelson Emerson	3
Apr. 1, 1995	at Los Angeles	7-7 T	Alexei Zhamnov	5
Oct. 7, 1995	Dallas	7-5 W	Igor Korolev	3
Dec. 12, 1995	Montreal	6-5 L	Eddie Olczyk	3
Dec. 15, 1995	Edmonton	9-4 W	Teemu Selanne	4
Feb. 1, 1996	at Colorado	6-4 L	Alexei Zhamnov	3
Mar. 26, 1996	at Dallas	8-2 W	Keith Tkachuk	4
Oct. 7, 1996	at Boston	5-2 W	Mike Gartner	3
Nov. 28, 1996	New Jersey	4-3 W	Keith Tkachuk	3
Feb. 18, 1997	Los Angeles	6-1 W	Jim McKenzie	3
Mar. 20, 1997	at Chicago	4-2 W	Keith Tkachuk	4
Dec. 1, 1997	at Florida	3-2 W	Keith Tkachuk	3
Dec. 26, 1997	at San Jose	4-0 W	Keith Tkachuk	3
Apr. 3, 1998	Anaheim	6-3 W	Keith Tkachuk	3
Mar. 7, 1999	Nashville	4-3 W	Keith Tkachuk	3
Nov. 25, 1999	New Jersey	4-2 W	Jeremy Roenick	3
Nov. 26, 1999	Colorado	7-0 W	Jeremy Roenick	3
Dec. 20, 2000	Calgary	4-2 W	Keith Tkachuk	3
Feb. 23, 2001	at Buffalo	7-3 W	Jeremy Roenick	3
Oct. 13, 2001	Washington	5-2 W	Daymond Langkow	3
Jan. 24, 2003	at Edmonton	5-1 W	Daymond Langkow	3
Nov. 27, 2003	Los Angeles	6-4 W	Ladislav Nagy	3
Dec. 3, 2005	Carolina	8-4 W	Ladislav Nagy	3
Apr. 1, 2006	at San Jose	4-3 W	Steven Reinprecht	3
Dec. 30, 2006	San Jose	8-0 W	Jeremy Roenick	3
Oct. 11, 2007	at Nashville	6-3 W	Fredrik Sjostrom	3
Nov. 7, 2007	at Anaheim	6-5 W	Peter Mueller	3
Jan. 2, 2008	at Colorado	5-2 W	Steven Reinprecht	3
Jan. 24, 2008	vs. Nashville	4-3 W (OT)	Radim Vrbata	3
Feb. 5, 2008	at Calgary	4-3 L (SO)	Peter Mueller	3
Apr. 4, 2008	at Dallas	4-2 W	Daniel Carcillo	3
Dec. 4, 2008	Toronto	6-3 W	Martin Hanzal	3
Feb. 21, 2009	at Los Angeles	6-3 W	Olli Jokinen	3
Jan. 21, 2010	Nashville	4-2 W	Scottie Upshall	3
Oct. 21, 2010	Los Angeles	4-2 W	Lee Stempniak	3
Nov. 3, 2010	Nashville	4-3 W	Ed Jovanovski	3
Nov. 12, 2010	Calgary	5-4 W	Vernon Fiddler	3
Nov. 13, 2010	St. Louis	5-3 W	Ray Whitney	3
Jan. 7, 2012	N.Y. Islanders	5-1 W	Shane Doan	3
Jan. 23, 2013	Columbus	5-1 W	Steve Sullivan	3
Apr. 27, 2013	Anaheim	5-3 W	Radim Vrbata	3

SHUTOUTS FOR

DATE	OPPONENT	RESULT	SAVES	GOALTENDER
Feb. 12, 1980	at NY Islanders	0-0 T	20	Markus Mattsson
Mar. 26, 1980	Hartford	7-0 W	27	Markus Mattsson
Jan. 31, 1981	at Toronto	2-0 W	38	Markus Mattsson
Jan. 20, 1982	Washington	3-0 W	21	Doug Soetaert
Mar. 5, 1982	Detroit	2-0 W	33	Doug Soetaert
Mar. 20, 1982	Toronto	7-0 W	21	Ed Staniowski
Oct. 9, 1982	at Detroit	8-0 W	36	Ed Staniowski
Mar. 9, 1983	Buffalo	6-0 W	24	Brian Hayward
Nov. 7, 1984	at Hartford	3-0 W	29	Marc Behrend
Jan. 5, 1986	Vancouver	4-0 W	20	Dan Bouchard
Mar. 16, 1986	Detroit	6-0 W	15	Dan Bouchard
Nov. 7, 1986	St. Louis	2-0 W	25	Daniel Berthiaume
Jan. 9, 1987	Hartford	3-0 W	29	Eldon Reddick/ Daniel Berthiaume
Jan. 19, 1988	St. Louis	3-0 W	23	Daniel Berthiaume
Feb. 3, 1988	Calgary	9-0 W	25	Daniel Berthiaume
Nov. 18, 1988	Toronto	3-0 W	30	Alain Chevrier
Feb. 26, 1989	Calgary	1-0 W	24	Bob Essensa
Nov. 18, 1989	at Philadelphia	1-0 W (OT)	31	Daniel Berthiaume
Mar. 29, 1990	at Los Angeles	1-0 W	30	Bob Essensa
Oct. 31, 1990	at Edmonton	1-0 W (OT)	34	Bob Essensa
Dec. 28, 1990	Boston	6-0 W	31	Bob Essensa
Jan. 21, 1991	Minnesota	2-0 W	28	Bob Essensa
Feb. 17, 1991	Quebec	6-0 W	25	Rick Tabaracci
Mar. 23, 1991	at Edmonton	3-0 W	26	Bob Essensa
Oct. 25, 1991	Philadelphia	2-0 W	34	Bob Essensa
Nov. 16, 1991	at New Jersey	1-0 W	40	Bob Essensa
Nov. 23, 1991	at Edmonton	4-0 W	36	Bob Essensa
Jan. 23, 1992	at Philadelphia	1-0 W	24	Stephane Beauregard
Jan. 28, 1992	at Pittsburgh	4-0 W	38	Bob Essensa
Feb. 2, 1992	San Jose	6-0 W	40	Bob Essensa
Mar. 11, 1992	San Jose	3-0 W	20	Stephane Beauregard
Dec. 19, 1992	at St. Louis	1-0 W	32	Bob Essensa
Apr. 15, 1993	Edmonton	3-0 W	31	Bob Essensa
Oct. 16, 1993	Chicago	1-0 W (OT)	33	Bob Essensa
Mar. 16, 1994	St. Louis	4-0 W	41	Tim Cheveldae
Nov. 26, 1995	Edmonton	4-0 W	34	Nikolai Khabibulin
Feb. 23, 1996	Chicago	1-0 W (OT)	36	Nikolai Khabibulin
Dec. 5, 1996	at St. Louis	3-0 W	33	Darcy Wakaluk
Jan. 25, 1997	Vancouver	4-0 W	26	Nikolai Khabibulin
Jan. 29, 1997	at Detroit	3-0 W	30	Nikolai Khabibulin
Feb. 12, 1997	at Dallas	5-0 W	33	Nikolai Khabibulin
Mar. 5, 1997	at Florida	3-0 W	14	Nikolai Khabibulin
Mar. 6, 1997	at Tampa Bay	5-0 W	30	Nikolai Khabibulin
Mar. 8, 1997	at Chicago	2-0 W	28	Nikolai Khabibulin
Mar. 22, 1997	at Toronto	3-0 W	33	Nikolai Khabibulin
Nov. 8, 1997	at Toronto	3-0 W	25	Nikolai Khabibulin
Nov. 22, 1997	Toronto	2-0 W	28	Nikolai Khabibulin
Dec. 26, 1997	at San Jose	4-0 W	30	Nikolai Khabibulin
Jan. 1, 1998	Los Angeles	4-0 W	23	Nikolai Khabibulin
Mar. 14, 1998	at St. Louis	2-0 W	24	Jimmy Waite
Nov. 1, 1998	at Los Angeles	3-0 W	31	Nikolai Khabibulin
Nov. 11, 1998	at Dallas	2-0 W	38	Jimmy Waite
Nov. 28, 1998	at Los Angeles	4-0 W	20	Nikolai Khabibulin
Dec. 12, 1998	at Ottawa	2-0 W	42	Nikolai Khabibulin
Jan. 11, 1999	Buffalo	1-0 W	23	Nikolai Khabibulin
Feb. 6, 1999	Chicago	3-0 W	28	Nikolai Khabibulin
Feb. 10, 1999	Los Angeles	3-0 W	26	Nikolai Khabibulin
Mar. 13, 1999	Anaheim	1-0 W	27	Nikolai Khabibulin
Apr. 17, 1999	Dallas	2-0 W	27	Nikolai Khabibulin
Oct. 5, 1999	Anaheim	4-0 W	21	Mikhail Shtalenkov
Oct. 31, 1999	at Anaheim	3-0 W	33	Mikhail Shtalenkov
Nov. 26, 1999	Colorado	7-0 W	28	Sean Burke
Feb. 1, 2000	at San Jose	1-0 W (OT)	34	Bob Essensa
Mar. 9, 2000	NY Islanders	5-0 W	30	Sean Burke
Mar. 11, 2000	Vancouver	5-0 W	26	Sean Burke
Oct. 30, 2000	at Colorado	4-0 W	45	Sean Burke
Nov. 12, 2000	at NY Rangers	2-0 W	39	Sean Burke
Nov. 30, 2000	Minnesota	2-0 W	30	Robert Esche

DATE	OPPONENT	RESULT	SAVES	GOALTENDER
Feb. 9, 2001	Edmonton	2-0 W	38	Sean Burke
Feb. 16, 2001	at Carolina	2-0 W	33	Robert Esche
Mar. 28, 2001	at Minnesota	2-0 W	29	Sean Burke
Oct. 27, 2001	Colorado	1-0 W	29	Sean Burke
Nov. 29, 2001	Nashville	1-0 W	27	Sean Burke
Dec. 5, 2001	St. Louis	3-0 W	27	Sean Burke
Dec. 31, 2001	NY Rangers	5-0 W	37	Sean Burke
Jan. 21, 2002	at Nashville	1-0 W	19	Robert Esche
Mar. 24, 2002	Los Angeles	4-0 W	25	Sean Burke
Dec. 28, 2002	Philadelphia	4-0 W	23	Sean Burke
Jan. 8, 2003	at Chicago	0-0 T	40	Zac Bierk
Apr. 4, 2003	Nashville	1-0 W	24	Sean Burke
Oct. 12, 2003	at Anaheim	2-0 W	31	Sean Burke
Dec. 31, 2003	Los Angeles	4-0 W	21	Brian Boucher
Jan. 2, 2004	at Dallas	6-0 W	35	Brian Boucher
Jan. 4, 2004	at Carolina	3-0 W	26	Brian Boucher
Jan. 7, 2004	at Washington	3-0 W	27	Brian Boucher
Jan. 9, 2004	at Minnesota	2-0 W	21	Brian Boucher
Oct. 17, 2005	at Calgary	2-0 W	25	Curtis Joseph
Nov. 3, 2005	Los Angeles	4-0 W	21	Curtis Joseph
Apr. 13, 2006	Los Angeles	3-0 W	32	Curtis Joseph
Apr. 16, 2006	at St. Louis	3-0 W	40	Curtis Joseph
Dec. 23, 2006	Anaheim	2-0 W	29	Mikael Tellqvist
Dec. 30, 2006	San Jose	8-0 W	40	Curtis Joseph
Jan. 4, 2007	at Carolina	2-0 W	29	Curtis Joseph
Feb. 6, 2007	at Columbus	3-0 W	28	Curtis Joseph
Feb. 27, 2007	at Edmonton	3-0 W	26	Curtis Joseph
Mar. 12, 2007	Philadelphia	4-0 W	24	Mikael Tellqvist
Oct. 25, 2007	at Anaheim	1-0 W	31	Alex Auld
Nov. 2, 2007	at Dallas	5-0 W	35	Mikael Tellqvist
Nov. 17, 2007	at Los Angeles	1-0 W	28	Ilya Bryzgalov
Feb. 18, 2008	at Los Angeles	4-0 W	34	Mikael Tellqvist
Feb. 24, 2008	St. Louis	2-0 W	35	Ilya Bryzgalov
Mar. 13, 2008	Vancouver	2-0 W	24	Ilya Bryzgalov
Dec. 20, 2008	Columbus	2-0 W	33	Ilya Bryzgalov
Jan. 10, 2009	Dallas	1-0 W (SO)	38	Ilya Bryzgalov
Feb. 11, 2009	at Dallas	1-0 W	33	Ilya Bryzgalov
Apr. 1, 2009	at Colorado	3-0 W	23	Al Montoya
Oct. 7, 2009	at Pittsburgh	3-0 W	24	Ilya Bryzgalov
Oct. 12, 2009	at San Jose	1-0 W (SO)	26	Ilya Bryzgalov
Oct. 29, 2009	at St. Louis	2-0 W	32	Ilya Bryzgalov
Dec. 7, 2009	Minnesota	2-0 W	28	Ilya Bryzgalov
Dec. 23, 2009	Anaheim	4-0 W	21	Ilya Bryzgalov
Feb. 2, 2010	at Nashville	1-0 W (SO)	25	Ilya Bryzgalov
Mar. 6, 2010	Anaheim	4-0 W	32	Ilya Bryzgalov
Mar. 13, 2010	at Carolina	4-0 W	29	Ilya Bryzgalov
Nov. 23, 2010	Edmonton	5-0 W	23	Ilya Bryzgalov
Dec. 5, 2010	at Anaheim	3-0 W	26	Ilya Bryzgalov
Dec. 26, 2010	at Dallas	1-0 W	30	Jason LaBarbera
Jan. 6, 2011	at Colorado	2-0 W	34	Jason LaBarbera
Jan. 20, 2011	at Los Angeles	2-0 W	36	Ilya Bryzgalov
Feb. 5, 2011	Minnesota	1-0 W	25	Ilya Bryzgalov
Feb. 7, 2011	Colorado	3-0 W	26	Ilya Bryzgalov
Mar. 10, 2011	Calgary	3-0 W	39	Ilya Bryzgalov
Mar. 24, 2011	Columbus	3-0 W	28	Ilya Bryzgalov
Nov. 12, 2011	at San Jose	3-0 W	31	Mike Smith
Nov. 26, 2011	Dallas	3-0 W	26	Mike Smith
Feb. 11, 2012	Chicago	3-0 W	38	Mike Smith
Feb. 16, 2012	at Los Angeles	1-0 W	28	Mike Smith
Mar. 10, 2012	San Jose	3-0 W	42	Mike Smith
Mar. 29, 2012	San Jose	2-0 W	38	Mike Smith
Mar. 31, 2012	Anaheim	4-0 W	44	Mike Smith
Apr. 3, 2012	Columbus	2-0 W	54	Mike Smith
Jan. 28, 2013	Nashville	4-0 W	21	Chad Johnson
Feb. 2, 2013	Dallas	2-0 W	17	Mike Smith
Feb. 9, 2013	at San Jose	1-0 W (SO)	33	Mike Smith
Feb. 18, 2013	Calgary	4-0 W	30	Mike Smith
Mar. 16, 2013	at Columbus	1-0 L (SO)	23	Mike Smith
Apr. 6, 2013	Colorado	4-0 W	24	Mike Smith



HIGHEST SCORING GAMES

DATE	OPPONENT	RESULT	TOTAL GOALS
Nov. 25, 1987	at Detroit	10-8 L	18
Nov. 11, 1981	at Minnesota	15-2 L	17
Feb. 25, 1985	at NY Rangers	12-5 W	17
Feb. 2, 1982	at St. Louis	10-6 L	16
Mar. 30, 1983	Los Angeles	10-5 W	15
Nov. 24, 1990	at Quebec	11-4 W	15
Feb. 6, 1981	at Edmonton	10-4 L	14
Oct. 19, 1983	Montreal	12-2 L	14
Dec. 15, 1982	at Chicago	10-3 L	13
Mar. 27, 1981	Vancouver	10-2 L	12
Nov. 29, 1981	Edmonton	10-2 L	12
Mar. 13, 1982	at Toronto	10-2 W	12
Mar. 18, 1989	at Toronto	10-2 W	12
Mar. 1, 2000	Carolina	7-5 W	12
Dec. 3, 2005	Carolina	8-4 W	12
Mar. 10, 2007	Chicago	7-5 L	12
Mar. 18, 2008	at Edmonton	8-4 L	12
Feb. 14, 2009	Calgary	7-5 L	12
Mar. 5, 1981	at Philadelphia	10-1 L	11
Mar. 25, 1987	Calgary	10-1 W	11
Mar. 5, 1988	at Toronto	10-1 W	11
Oct. 12, 1988	at Chicago	10-1 L	11
Oct. 15, 2000	at Los Angeles	6-5 W	11
Feb. 27, 2001	at Boston	7-4 L	11
Mar. 24, 2001	Edmonton	7-4 W	11
Jan. 9, 2002	San Jose	6-5 L	11
Feb. 8, 2002	Los Angeles	6-5 W	11
Dec. 26, 2005	at Colorado	7-4 L	11
Dec. 29, 2005	Los Angeles	6-5 W	11
Jan. 31, 2006	Vancouver	7-4 L	11
Oct. 11, 2006	at Detroit	9-2 L	11
Nov. 30, 2006	Los Angeles	7-4 W	11
Nov. 7, 2007	at Anaheim	6-5 W (OT)	11
Mar. 20, 2008	at Los Angeles	6-5 L (SO)	11
Mar. 30, 2009	Dallas	6-5 W (OT)	11
Jan. 2, 2011	at Minnesota	6-5 L (OT)	11
Feb. 23, 2011	at Tampa Bay	8-3 L	11
Mar. 28, 2013	at Nashville	7-4 W	11

LOWEST SCORING GAMES

DATE	OPPONENT	RESULT	GOALTENDER	GOAL
Feb. 12, 1980	at NY Islanders	0-0 T	Markus Mattsson	----
Jan. 8, 2003	at Chicago	0-0 T	Zac Bierk	----
Feb. 26, 1989	Calgary	1-0 W	Bob Essensa	Dale Hawerchuk
Nov. 18, 1989	at Philadelphia	1-0 W (OT)	Daniel Berthiaume	Doug Smail
Mar. 29, 1990	at Los Angeles	1-0 W	Bob Essensa	Pat Elynuik
Oct. 31, 1990	at Edmonton	1-0 W (OT)	Bob Essensa	Pat Elynuik
Nov. 16, 1991	at New Jersey	1-0 W	Bob Essensa	Ed Olczyk
Jan. 23, 1992	at Philadelphia	1-0 W	Stephane Beauregard	Phil Housley
Mar. 13, 1992	Hartford	1-0 L	Stephane Beauregard	Bobby Holik
Dec. 19, 1992	at St. Louis	1-0 W	Bob Essensa	Thomas Steen
Oct. 16, 1993	Chicago	1-0 W (OT)	Bob Essensa	Nelson Emerson
Feb. 16, 1996	Pittsburgh	1-0 L	Nikolai Khabibulin	Jaromir Jagr
Feb. 23, 1996	Chicago	1-0 W (OT)	Nikolai Khabibulin	Dallas Drake
Oct. 5, 1996	Hartford	1-0 L	Nikolai Khabibulin	Alexander Godynnyuk
Jan. 11, 1999	Buffalo	1-0 W	Nikolai Khabibulin	Dallas Drake
Mar. 13, 1999	Anaheim	1-0 W	Nikolai Khabibulin	Mike Stapleton
Mar. 29, 1999	at Vancouver	1-0 L	Mikhail Shtalenkov	Peter Schaefer
Apr. 6, 1999	San Jose	1-0 L	Nikolai Khabibulin	Bill Houlder
Feb. 1, 2000	at San Jose	1-0 W (OT)	Bob Essensa	Keith Carney
Feb. 22, 2000	at Montreal	1-0 L	Sean Burke	Benoit Brunet
Oct. 27, 2001	Colorado	1-0 W	Sean Burke	Krystofer Kolanos
Nov. 4, 2001	at Carolina	1-0 L	Sean Burke	Josef Vasicek
Nov. 29, 2001	Nashville	1-0 W	Sean Burke	Sergei Berezin
Jan. 21, 2002	at Nashville	1-0 W	Robert Esche	Sergei Berezin
Jan. 18, 2003	Buffalo	1-0 L	Zac Bierk	Curtis Brown
Jan. 26, 2003	at Vancouver	1-0 L	Zac Bierk	Markus Naslund
Apr. 4, 2003	Nashville	1-0 W	Sean Burke	Branko Radivojevic
Nov. 23, 2003	at Atlanta	1-0 L	Brian Boucher	Marc Savard
Mar. 31, 2004	at Calgary	1-0 L	Brent Johnson	Jarome Iginla
Nov. 9, 2006	Dallas	1-0 L	Curtis Joseph	Brenden Morrow
Feb. 3, 2007	Minnesota	1-0 L	Curtis Joseph	Marian Gaborik
Oct. 25, 2007	at Anaheim	1-0 W	Alex Auld	Craig Weller
Nov. 17, 2007	at Los Angeles	1-0 W	Ilya Bryzgalov	Shane Doan
Dec. 7, 2007	vs. San Jose	1-0 L	Ilya Bryzgalov	Milan Michalek
Feb. 27, 2008	at Chicago	1-0 L	Ilya Bryzgalov	Jason Williams
Nov. 6, 2008	at Vancouver	1-0 L	Ilya Bryzgalov	Kevin Bieksa
Jan. 10, 2009	Dallas	1-0 W (SO)	Ilya Bryzgalov	*Kyle Turris
Feb. 11, 2009	at Dallas	1-0 W	Ilya Bryzgalov	Enver Lisin
Oct. 12, 2009	at San Jose	1-0 W (SO)	Ilya Bryzgalov	*Lauri Korpikoski
Feb. 2, 2010	at Nashville	1-0 W (SO)	Ilya Bryzgalov	*Adrian Aucoin
Dec. 26, 2010	at Dallas	1-0 W	Jason LaBarbera	Kyle Turris
Feb. 5, 2011	Minnesota	1-0 W	Ilya Bryzgalov	Taylor Pyatt
Mar. 3, 2011	at Los Angeles	1-0 L	Ilya Bryzgalov	Jarret Stoll
Dec. 1, 2011	at Winnipeg	1-0 L	Mike Smith	Bryan Little
Jan. 5, 2012	at Los Angeles	1-0 L (OT)	Mike Smith	Drew Doughty
Feb. 16, 2012	at Los Angeles	1-0 W	Mike Smith	Radim Vrbata
Feb. 9, 2013	at San Jose	1-0 W (SO)	Mike Smith	*Mikkel Boedker
Mar. 16, 2013	at Columbus	1-0 L (SO)	Mike Smith	*Artem Anisimov

*Shootout-Deciding Goal



TOP SINGLE SEASONS

GOALS

PLAYER	SEASON	NO.
1. Teemu Selanne	1992-93	76
2. Dale Hawerchuk	1984-85	53
3. Keith Tkachuk	1996-97	52
4. Keith Tkachuk	1995-96	50
5. Dale Hawerchuk	1986-87	47
6. Dale Hawerchuk	1985-86	46
7. Dale Hawerchuk	1981-82	45
8. Dale Hawerchuk	1987-88	44
9. Morris Lukowich	1981-82	43
10. Paul MacLean	1984-85	41
Dale Hawerchuk	1988-89	41
Keith Tkachuk	1993-94	41

ASSISTS

PLAYER	SEASON	NO.
1. Phil Housley	1992-93	79
2. Dale Hawerchuk	1984-85	77
Dale Hawerchuk	1987-88	77
4. Dale Hawerchuk	1983-84	65
5. Phil Housley	1991-92	63
6. Dave Babych	1982-83	61
Thomas Steen	1988-89	61
8. Paul MacLean	1984-85	60
9. Dale Hawerchuk	1985-86	59
10. Dale Hawerchuk	1981-82	58

POINTS

PLAYER	SEASON	NO.
1. Teemu Selanne	1992-93	132
2. Dale Hawerchuk	1984-85	130
3. Dale Hawerchuk	1987-88	121
4. Dale Hawerchuk	1985-86	105
5. Dale Hawerchuk	1981-82	103
6. Dale Hawerchuk	1983-84	102
7. Paul MacLean	1984-85	101
8. Dale Hawerchuk	1986-87	100
9. Keith Tkachuk	1995-96	98
10. Phil Housley	1992-93	97

POWER PLAY GOALS

PLAYER	SEASON	NO.
1. Teemu Selanne	1992-93	24
2. Keith Tkachuk	1993-94	22
Paul MacLean	1987-88	22
4. Dale Hawerchuk	1987-88	20
Andrew McBain	1987-88	20
Andrew McBain	1988-89	20
Keith Tkachuk	1995-96	20
8. Dale Hawerchuk	1985-86	18
9. Dale Hawerchuk	1984-85	17
Shane Doan	2005-06	17

SHORTHANDED GOALS

PLAYER	SEASON	NO.
1. Dave McLlwain	1989-90	7
2. Nelson Emerson	1993-94	5
Bob Corkum	1997-98	5
4. Trevor Letowski	1999-00	4
Brian Mullen	1983-84	4
Doug Smail	1983-84	4
Dallas Drake	1995-96	4
8. Several players tied with 3		

GAME WINNING GOALS

PLAYER	SEASON	NO.
1. Jeremy Roenick	1999-00	12
Radim Vrbata	2011-12	12
3. Keith Tkachuk	1997-98	8
4. Lucien Deblois	1982-83	7
Ed Olczyk	1991-92	7
Teemu Selanne	1992-93	7
Keith Tkachuk	1996-97	7
Jeremy Roenick	1996-97	7
Mike Gartner	1996-97	7
Keith Tkachuk	1998-99	7
Jeremy Roenick	2000-01	7
Shane Doan	2005-06	7
Shane Doan	2006-07	7

PENALTY MINUTES

PLAYER	SEASON	NO.
1. Tie Domi	1993-94	347
2. Daniel Carcillo	2007-08	324
3. Jimmy Mann	1979-80	287
4. Shawn Cronin	1991-92	271
5. Gord Donnelly	1990-91	265
6. Mike Hartman	1991-92	264
7. Keith Tkachuk	1993-94	255
8. Tie Domi	1992-93	249
9. Shawn Cronin	1989-90	243
10. Laurie Boschman	1985-86	241

WINS

PLAYER	SEASON	NO.
1. Ilya Bryzgalov	2009-10	42
2. Mike Smith	2011-12	38
3. Ilya Bryzgalov	2010-11	36
4. Sean Burke	2001-02	33
Brian Hayward	1984-85	33
Bob Essensa	1992-93	33
7. Curtis Joseph	2005-06	32
Nikolai Khabibulin	1998-99	32
9. Nikolai Khabibulin	1996-97	30
Nikolai Khabibulin	1997-98	30

SHUTOUTS

PLAYER	SEASON	NO.
1. Nikolai Khabibulin	1998-99	8
Ilya Bryzgalov	2009-10	8
Mike Smith	2011-12	8
4. Nikolai Khabibulin	1996-97	7
Ilya Bryzgalov	2010-11	7
6. Bob Essensa	1991-92	5
Sean Burke	2001-02	5
Brian Boucher	2003-04	5
Mike Smith	2012-13	5
9. Bob Essensa	1990-91	4
Nikolai Khabibulin	1997-98	4
Sean Burke	2000-01	4
Curtis Joseph	2005-06	4
Curtis Joseph	2006-07	4

GOALS AGAINST AVERAGE

(min. 25 games played)

PLAYER	SEASON	NO.
1. Nikolai Khabibulin	1998-99	2.13
2. Mike Smith	2011-12	2.21
3. Sean Burke	2000-01	2.27
4. Sean Burke	2001-02	2.29
Ilya Bryzgalov	2009-10	2.29
6. Ilya Bryzgalov	2007-08	2.43
7. Ilya Bryzgalov	2010-11	2.48
8. Sean Burke	1999-00	2.55
9. Mike Smith	2012-13	2.58
10. Nikolai Khabibulin	1997-98	2.74
Brian Boucher	2003-04	2.74

SAVE PERCENTAGE

(min. 25 games played)

PLAYER	SEASON	NO.
1. Mike Smith	2011-12	.930
2. Nikolai Khabibulin	1998-99	.923
3. Sean Burke	2000-01	.922
4. Ilya Bryzgalov	2007-08	.921
Ilya Bryzgalov	2010-11	.921
6. Sean Burke	2001-02	.920
Ilya Bryzgalov	2009-10	.920
8. Sean Burke	1999-00	.914
9. Bob Essensa	1991-92	.910
Mike Smith	2012-13	.910
10. Sean Burke	2003-04	.908
Nikolai Khabibulin	1996-97	.908
Nikolai Khabibulin	1995-96	.908

SINGLE SEASON LEADERS

GOALS

SEASON	NO.	PLAYER
1979-80	35	Morris Lukowich
1980-81	33	Morris Lukowich
1981-82	45	Dale Hawerchuk
1982-83	40	Dale Hawerchuk
1983-84	37	Dale Hawerchuk
1984-85	53	Dale Hawerchuk
1985-86	46	Dale Hawerchuk
1986-87	47	Dale Hawerchuk
1987-88	44	Dale Hawerchuk
1988-89	41	Dale Hawerchuk
1989-90	32	Pat Elynuik Paul Fenton
1990-91	31	Pat Elynuik
1991-92	32	Eddie Olczyk
1992-93	76	Teemu Selanne
1993-94	41	Keith Tkachuk
1994-95	30	Alexei Zhamnov
1995-96	50	Keith Tkachuk
1996-97	52	Keith Tkachuk
1997-98	40	Keith Tkachuk
1998-99	36	Keith Tkachuk
1999-00	34	Jeremy Roenick
2000-01	30	Jeremy Roenick
2001-02	32	Daniel Briere
2002-03	23	Mike Johnson
2003-04	27	Shane Doan
2005-06	30	Mike Comrie Shane Doan
2006-07	27	Shane Doan
2007-08	28	Shane Doan
2008-09	31	Shane Doan
2009-10	28	Lee Stempniak
2010-11	20	Shane Doan
2011-12	35	Radim Vrbata
2012-13	13	Shane Doan Antoine Vermette

ASSISTS

SEASON	NO.	PLAYER
1979-80	39	Morris Lukowich
1980-81	43	Dave Christian
1981-82	58	Dale Hawerchuk
1982-83	61	Dave Babych
1983-84	65	Dale Hawerchuk
1984-85	77	Dale Hawerchuk
1985-86	59	Dale Hawerchuk
1986-87	53	Dale Hawerchuk
1987-88	77	Dale Hawerchuk
1988-89	61	Thomas Steen
1989-90	55	Dale Hawerchuk
1990-91	53	Phil Housley
1991-92	63	Phil Housley
1992-93	79	Phil Housley
1993-94	45	Alexei Zhamnov
1994-95	35	Alexei Zhamnov
1995-96	48	Teemu Selanne Keith Tkachuk
1996-97	45	Oleg Tverdovsky
1997-98	44	Cliff Ronning
1998-99	48	Jeremy Roenick
1999-00	44	Jeremy Roenick
2000-01	46	Jeremy Roenick
2001-02	35	Daymond Langkow Teppo Numminen
2002-03	40	Mike Johnson
2003-04	41	Shane Doan
2005-06	41	Ladislav Nagy
2006-07	28	Shane Doan
2007-08	50	Shane Doan
2008-09	42	Shane Doan
2009-10	42	Wojtek Wolski
2010-11	48	Keith Yandle
2011-12	53	Ray Whitney
2012-13	21	Oliver Ekman-Larsson

POINTS

SEASON	NO.	PLAYER
1979-80	74	Morris Lukowich
1980-81	71	Dave Christian
1981-82	103	Dale Hawerchuk
1982-83	91	Dale Hawerchuk
1983-84	102	Dale Hawerchuk
1984-85	130	Dale Hawerchuk
1985-86	105	Dale Hawerchuk
1986-87	100	Dale Hawerchuk
1987-88	121	Dale Hawerchuk
1988-89	96	Dale Hawerchuk
1989-90	81	Dale Hawerchuk
1990-91	76	Phil Housley
1991-92	86	Phil Housley
1992-93	132	Teemu Selanne
1993-94	81	Keith Tkachuk
1994-95	65	Alexei Zhamnov
1995-96	98	Keith Tkachuk
1996-97	86	Keith Tkachuk
1997-98	66	Keith Tkachuk
1998-99	72	Jeremy Roenick
1999-00	78	Jeremy Roenick
2000-01	76	Jeremy Roenick
2001-02	62	Daymond Langkow
2002-03	63	Mike Johnson
2003-04	68	Shane Doan
2005-06	66	Shane Doan
2006-07	55	Shane Doan
2007-08	78	Shane Doan
2008-09	73	Shane Doan
2009-10	65	Wojtek Wolski
2010-11	60	Shane Doan
2011-12	77	Ray Whitney
2012-13	30	Keith Yandle

POWER-PLAY GOALS

SEASON	NO.	PLAYER
1979-80	13	Morris Lukowich
1980-81	9	Dave Christian Morris Lukowich
1981-82	13	Morris Lukowich
1982-83	15	Paul MacLean
1983-84	13	Paul MacLean
1984-85	17	Dale Hawerchuk
1985-86	18	Dale Hawerchuk
1986-87	10	Dale Hawerchuk Paul MacLean
1987-88	22	Paul MacLean
1988-89	20	Andrew McBain
1989-90	14	Pat Elynuik
1990-91	16	Pat Elynuik
1991-92	13	Fredrik Olausson
1992-93	24	Teemu Selanne
1993-94	22	Keith Tkachuk
1994-95	9	Alexei Zhamnov
1995-96	20	Keith Tkachuk
1996-97	13	Mike Gartner
1997-98	11	Keith Tkachuk
1998-99	11	Keith Tkachuk
1999-00	6	Jeremy Roenick Travis Green
2000-01	13	Jeremy Roenick
2001-02	12	Daniel Briere
2002-03	8	Mike Johnson Ladislav Nagy
2003-04	11	Ladislav Nagy
2005-06	17	Shane Doan
2006-07	11	Shane Doan
2007-08	9	Shane Doan
2008-09	10	Shane Doan
2009-10	9	Lee Stempniak
2010-11	11	Shane Doan
2011-12	9	Radim Vrbata
2012-13	5	Keith Yandle



SINGLE SEASON LEADERS (CONT'D)

SHORTHANDED GOALS

SEASON	NO.	PLAYER
1979-80	2	Jude Drouin
1980-81	3	Doug Smail
1981-82	1	Four players tied
1982-83	3	Lucien Deblois Doug Smail
1983-84	4	Brian Mullen Doug Smail
1984-85	3	Dale Hawerchuk Doug Smail
1985-86	3	Doug Smail Thomas Steen
1986-87	3	Thomas Steen
1987-88	3	Dale Hawerchuk Doug Smail
1988-89	3	Dale Hawerchuk
1989-90	7	Dave McLlwain
1990-91	2	Dave McLlwain Phil Sykes
1991-92	2	Troy Murray Danton Cole
1992-93	1	Alexei Zhamnov Teppo Numminen Luciano Borsato
1993-94	5	Nelson Emerson
1994-95	2	Keith Tkachuk Teemu Selanne
1995-96	4	Dallas Drake
1996-97	3	Jeremy Roenick
1997-98	5	Bob Corkum
1998-99	2	Keith Tkachuk Mike Stapleton Keith Carney
1999-00	4	Trevor Letowski
2000-01	3	Mike Sullivan
2001-02	3	Daymond Langkow
2002-03	2	Daymond Langkow
2003-04	3	Daniel Cleary
2005-06	3	Keith Ballard
2006-07	3	Owen Nolan
2007-08	3	Radim Vrbata
2008-09	2	Martin Hanzal
2009-10	3	Vernon Fiddler
2010-11	2	Lauri Korpikoski
2011-12	3	Lauri Korpikoski
2012-13	1	Radim Vrbata Dave Moss

GAME-WINNING GOALS

SEASON	NO.	PLAYER
1979-80	4	Willy Lindstrom
1980-81	2	Morris Lukowich
1981-82	6	Morris Lukowich
1982-83	7	Lucien Deblois
1983-84	5	Paul MacLean
1984-85	6	Paul MacLean
1985-86	4	Ray Neufeld Doug Smail
1986-87	6	Paul MacLean
1987-88	5	Andrew McBain Doug Smail
1988-89	6	Pat Elynuik
1989-90	6	Doug Smail Greg Paslawski
1990-91	4	Pat Elynuik
1991-92	7	Ed Olczyk
1992-93	7	Teemu Selanne
1993-94	6	Nelson Emerson
1994-95	4	Alexei Zhamnov
1995-96	6	Keith Tkachuk
1996-97	7	Keith Tkachuk Jeremy Roenick Mike Gartner
1997-98	8	Keith Tkachuk
1998-99	7	Keith Tkachuk
1999-00	12	Jeremy Roenick
2000-01	7	Jeremy Roenick
2001-02	6	Teppo Numminen
2002-03	6	Ladislav Nagy
2003-04	6	Ladislav Nagy
2005-06	7	Shane Doan
2006-07	7	Shane Doan
2007-08	5	Shane Doan Niko Kapanen Radim Vrbata
2008-09	4	Shane Doan Peter Mueller
2009-10	5	Wojtek Wolski
2010-11	6	Shane Doan Taylor Pyatt
2011-12	12	Radim Vrbata
2012-13	3	Antoine Vermette Keith Yandle

PENALTY MINUTES

SEASON	NO.	PLAYER
1979-80	287	Jimmy Mann
1980-81	105	Jimmy Mann
1981-82	110	Bryan Maxwell
1982-83	131	Bryan Maxwell
1983-84	234	Laurie Boschman
1984-85	180	Laurie Boschman
1985-86	241	Laurie Boschman
1986-87	162	Jim Kyte
1987-88	229	Laurie Boschman
1988-89	228	Gord Donnelly
1989-90	243	Shawn Cronin
1990-91	265	Gord Donnelly
1991-92	271	Shawn Cronin
1992-93	249	Tie Domi
1993-94	347	Tie Domi
1994-95	152	Keith Tkachuk
1995-96	205	Dave Manson
1996-97	228	Keith Tkachuk
1997-98	157	Rick Tocchet
1998-99	190	Jim Cummins
1999-00	102	Jeremy Roenick
2000-01	114	Jeremy Roenick
2001-02	152	Todd Simpson
2002-03	135	Andrei Nazarov Todd Simpson
2003-04	125	Andrei Nazarov
2005-06	123	Shane Doan
2006-07	188	Josh Gratton
2007-08	324	Daniel Carcillo
2008-09	108	Brandon Prust
2009-10	117	Paul Bissonnette
2010-11	71	Paul Bissonnette
2011-12	83	Raffi Torres
2012-13	54	Keith Yandle

ALL-TIME CAREER LEADERS

GAMES PLAYED

1. Shane Doan	1,246
2. Teppo Numminen	1,098
3. Thomas Steen	950
4. Dale Hawerchuk	713
5. Doug Smail	691
6. Keith Tkachuk	640
7. Randy Carlyle	564
8. Ron Wilson	536
9. Paul MacLean	528
10. Laurie Boschman	526

GOALS

1. Dale Hawerchuk	379
2. Shane Doan	331
3. Keith Tkachuk	323
4. Thomas Steen	264
5. Paul MacLean	248
6. Doug Smail	189
7. Morris Lukowich	168
8. Jeremy Roenick	152
Laurie Boschman	152
10. Teemu Selanne	147

ASSISTS

1. Thomas Steen	553
2. Dale Hawerchuk	550
3. Shane Doan	484
3. Teppo Numminen	426
5. Keith Tkachuk	300
6. Paul MacLean	270
7. Fredrik Olausson	249
8. Dave Babych	248
9. Jeremy Roenick	227
Laurie Boschman	227

POINTS

1. Dale Hawerchuk	929
2. Thomas Steen	817
3. Shane Doan	815
4. Keith Tkachuk	623
5. Teppo Numminen	534
6. Paul MacLean	518
7. Doug Smail	397
8. Jeremy Roenick	379
Laurie Boschman	379
10. Morris Lukowich	345

PENALTY MINUTES

1. Keith Tkachuk	1508
2. Laurie Boschman	1338
3. Shane Doan	1108
4. Jim Kyte	772
5. Kris King	762
6. Tim Watters	760
7. Thomas Steen	753
8. Randy Carlyle	736
9. Gord Donnelly	726
Paul MacLean	726

POWER-PLAY GOALS

1. Dale Hawerchuk	122
2. Keith Tkachuk	114
3. Shane Doan	98
4. Paul MacLean	97
5. Thomas Steen	73
6. Teemu Selanne	49
7. Morris Lukowich	46
8. Ed Olczyk	45
9. Pat Elynuik	44
10. Jeremy Roenick	43

SHORTHANDED GOALS

1. Doug Smail	25
2. Thomas Steen	13
3. Dale Hawerchuk	12
Keith Tkachuk	12
5. Dave McLlwain	9
6. Dallas Drake	8
7. Jeremy Roenick	7
Laurie Boschman	7
9. Shane Doan	6
Bob Corkum	6
Ron Wilson	6
Mike Sullivan	6
Nelson Emerson	6

GAME-WINNING GOALS

1. Shane Doan	61
2. Keith Tkachuk	40
3. Jeremy Roenick	33
4. Doug Smail	31
5. Dale Hawerchuk	29
Thomas Steen	29
7. Paul MacLean	24
Radim Vrbata	24
9. Ladislav Nagy	21
10. Teppo Numminen	19

HAT TRICKS

1. Dale Hawerchuk	12
2. Keith Tkachuk	9
3. Teemu Selanne	8
4. Paul MacLean	7
5. Alexei Zhamnov	5
6. Jeremy Roenick	4
Thomas Steen	4
8. Ray Neufeld	3



ALL-TIME CAREER DEFENSEMEN LEADERS

GOALS

1.	Teppo Numminen	108
2.	Dave Ellett	95
3.	Fredrik Olausson	86
4.	Randy Carlyle	80
5.	Dave Babych	73
6.	Phil Housley	64
7.	Keith Yandle	53
8.	Ed Jovanovski	47
9.	Paul Mara	38
10.	Derek Morris	33

ASSISTS

1.	Teppo Numminen	426
2.	Fredrik Olausson	249
3.	Dave Babych	248
4.	Randy Carlyle	226
5.	Dave Ellett	204
6.	Phil Housley	195
7.	Keith Yandle	164
8.	Moe Mantha	125
9.	Ed Jovanovski	117
10.	Mario Marois	116

POINTS

1.	Teppo Numminen	534
2.	Fredrik Olausson	335
3.	Dave Babych	321
4.	Randy Carlyle	306
5.	Dave Ellett	299
6.	Phil Housley	259
7.	Keith Yandle	217
8.	Ed Jovanovski	164
9.	Moe Mantha	156
10.	Paul Mara	142

ALL-TIME CAREER GOALTENDING LEADERS

GAMES PLAYED

1.	Bob Essensa	311
2.	Nikolai Khabibulin	284
3.	Ilya Bryzgalov	257
4.	Sean Burke	211
5.	Brian Hayward	165

MINUTES PLAYED

1.	Bob Essensa	17244
2.	Nikolai Khabibulin	16027
3.	Ilya Bryzgalov	15,071
4.	Sean Burke	12348
5.	Brian Hayward	9172

WINS

1.	Ilya Bryzgalov	130
2.	Bob Essensa	129
3.	Nikolai Khabibulin	126
4.	Sean Burke	97
5.	Brian Hayward	63

SHUTOUTS

1.	Ilya Bryzgalov	21
	Nikolai Khabibulin	21
3.	Bob Essensa	15
	Sean Burke	15
5.	Mike Smith	13
6.	Curtis Joseph	8

GOALS AGAINST AVERAGE

(min. 25 games)	
1.	Mike Smith 2.33
2.	Sean Burke 2.39
3.	Jimmy Waite 2.45
4.	Ilya Bryzgalov 2.53
5.	Nikolai Khabibulin 2.75

SAVE PERCENTAGE

(min. 25 games)	
1.	Mike Smith .924%
2.	Ilya Bryzgalov .919%
	Sean Burke .919%
4.	Nikolai Khabibulin .908%
5.	Jimmy Waite .903%

ALL-TIME SCORING BY POINTS

#	PLAYER	GP	G	A	PTS	PIM	#	PLAYER	GP	G	A	PTS	PIM
1	Dale Hawerchuk	713	379	550	929	478	63	Greg Adams	144	38	51	89	40
2	Thomas Steen	950	264	553	817	753	64	Iain Duncan	127	34	55	89	149
3	Shane Doan	1,246	331	484	815	1,108	65	Juha Ylonen	261	22	65	87	80
4	Keith Tkachuk	640	323	300	623	1508	66	Keith Ballard	233	19	68	87	243
5	Teppo Numminen	1098	108	426	534	405	67	Deron Quint	271	27	56	83	104
6	Paul MacLean	528	248	270	518	726	68	Peter Sullivan	126	28	54	82	40
7	Doug Smail	691	189	208	397	466	69	Paul Fenton	156	50	31	81	91
8	Jeremy Roenick	454	152	227	379	596	70	Claude Lemieux	164	32	49	81	158
9	Laurie Boschman	526	152	227	379	1338	71	Dave McLlwain	143	40	38	78	108
10	Morris Lukowich	431	168	177	345	438	72	Matthew Lombardi	118	28	49	77	54
11	Fredrik Olausson	496	86	249	335	196	73	Travis Green	147	38	36	74	108
12	David Babych	390	73	248	321	392	74	Paul MacDermid	172	32	42	74	379
13	Teemu Selanne	231	147	159	306	87	75	Fredrik Sjostrom	261	32	41	73	126
14	Randy Carlyle	564	80	226	306	736	76	Taylor Pyatt	223	39	34	73	89
15	Dave Ellett	475	95	204	299	504	77	Trevor Letowski	206	30	43	73	58
16	Brian Mullen	372	124	172	296	132	78	Dave Manson	205	14	59	73	559
17	Alexei Zhamnov	235	103	164	267	205	79	Scottie Upshall	129	42	30	72	118
18	Phil Housley	232	64	195	259	168	80	Landon Wilson	183	32	36	68	180
19	Ladislav Nagy	321	92	157	249	312	81	Kris King	341	28	40	68	762
20	Pat Elynuik	289	115	129	244	462	82	Gilles Hamel	142	35	32	67	59
21	Radim Vrbata	348	117	120	237	96	83	Mike Stapleton	253	28	39	67	143
22	Andrew McBain	408	101	129	230	421	84	Greg Paslawski	114	27	40	67	24
23	Darrin Shannon	451	77	149	226	328	85	Mike Eagles	293	21	46	67	464
24	Dallas Drake	382	82	143	225	328	86	Oliver Ekman-Larsson	178	17	50	67	82
25	Keith Yandle	413	53	164	217	277	87	Doug Evans	127	24	42	66	209
26	Dave Christian	230	79	130	209	73	88	Robert Picard	160	20	43	63	158
27	Ron Wilson	536	75	134	209	236	89	Radoslav Suchy	372	12	51	63	74
28	Eddie Olczyk	214	95	106	201	235	90	Keith Carney	266	9	54	63	253
29	Daymond Langkow	316	79	117	196	146	91	Bob Corkum	233	30	30	60	85
30	Scott Arniel	406	80	112	192	336	92	Adrian Aucoin	221	13	46	59	150
31	Willy Lindstrom	288	98	91	189	106	93	Oleg Saprykin	126	25	34	59	104
32	Lucien Deblois	235	87	102	189	208	94	Evgeny Davydov	91	32	24	56	74
33	Martin Hanzal	391	65	117	182	313	95	Branko Radivojevic	150	25	31	56	103
34	Brent Ashton	222	66	95	161	135	96	Danny Markov	136	10	46	56	103
35	Mike Johnson	242	47	112	159	139	97	Lee Stempniak	100	33	23	56	27
36	Moe Mantha	318	31	125	156	203	98	Don Spring	259	1	54	55	80
37	Ed Jovanovski	332	47	117	164	336	99	Brad May	154	24	30	54	234
38	Daniel Briere	258	70	76	146	146	100	Troy Murray	103	20	34	54	103
39	Steven Reinprecht	231	51	92	143	82	101	Brian Savage	134	24	29	53	66
40	Bengt Lundholm	275	48	95	143	72	102	Michal Handzus	89	19	34	53	55
41	Paul Mara	323	38	104	142	268	103	Vernon Fiddler	147	14	38	52	92
42	Derek Morris	481	33	102	135	421	104	Daniel Winnik	202	18	34	52	100
43	Ray Whitney	157	41	93	134	52	105	Norm Maciver	112	11	40	51	88
44	Mario Marois	255	17	116	133	178	106	Stephane Quintal	124	14	35	49	197
45	Rick Tocchet	213	64	66	130	371	107	Stu Barnes	102	25	23	48	44
46	Ray Neufeld	249	61	66	127	388	108	Igor Ulanov	176	5	43	48	385
47	Craig Janney	158	32	94	126	38	109	Peter Taglianetti	207	10	37	47	604
48	Tim Watters	438	21	101	122	760	110	Geoff Sanderson	75	25	21	46	58
49	Zbynek Michalek	427	26	89	115	202	111	Tim Trimper	140	23	23	46	138
50	Norm Dupont	181	47	67	114	38	112	Danny Geoffrion	79	20	26	46	82
51	Cliff Ronning	156	32	81	113	64	113	Mika Alatalo	152	17	29	46	58
52	Nelson Emerson	131	47	64	111	106	114	Kyle Turris	137	19	27	46	43
53	Peter Mueller	207	39	68	107	64	115	Craig Norwich	70	10	35	45	36
54	Oleg Tverdovsky	241	24	83	107	80	116	Ossi Vaananen	291	10	35	45	333
55	Perry Turnbull	172	43	57	100	357	117	Phil Sykes	170	25	18	43	157
56	Lauri Korpikoski	268	47	52	99	62	118	Olli Jokinen	57	21	21	42	49
57	Mikkel Boedker	256	34	61	95	50	119	Daniel Carcillo	129	20	21	41	572
58	Mike Comrie	132	45	50	95	91	120	Mike Eastwood	126	18	23	41	28
59	Jyrki Lumme	192	19	74	93	122	121	Peter Marsh	81	16	25	41	68
60	Igor Korolev	159	33	58	91	80	122	Danton Cole	98	21	19	40	92
61	Mike Gartner	142	44	46	90	62	123	Owen Nolan	76	16	24	40	56
62	Luciano Borsato	203	35	55	90	113	124	Tie Domi	173	15	25	40	724



ALL-TIME SCORING BY POINTS (CONT'D)

#	PLAYER	GP	G	A	PTS	PIM	#	PLAYER	GP	G	A	PTS	PIM
125	Eric Belanger	82	13	27	40	36	187	Jimmy Mann	202	9	12	21	598
126	Raffi Torres	107	20	18	38	96	188	Mike Lalor	128	6	15	21	140
127	Jim Nill	141	17	21	38	209	189	Joakim Lindstrom	44	9	11	20	28
128	Niko Kapanen	98	12	25	37	42	190	Mathias Tjarnqvist	104	9	11	20	36
129	Boyd Gordon	123	12	25	37	18	191	John Druce	50	6	14	20	37
130	Hannu Jarvenpaa	114	11	26	37	83	192	Dave Moss	45	5	15	20	21
131	David Schlemko	139	7	30	37	54	193	Cale Hulse	82	3	17	20	123
132	Tony Amonte	59	13	23	36	26	194	Michal Rozsival	87	4	15	19	54
133	Jim Kyte	399	11	25	36	772	195	Lyle Moffat	74	10	9	19	38
134	Mark Kumpel	141	19	16	35	50	196	Brad Jones	47	9	10	19	6
135	Randy Gilhen	185	18	17	35	151	197	Travis Roche	50	6	13	19	22
136	Krystofer Kolanos	109	17	18	35	74	198	Ramzi Abid	30	10	8	18	30
137	Tim Young	44	15	19	34	25	199	Steve Rooney	86	9	9	18	274
138	Lars-Erik Sjoberg	79	7	27	34	48	200	Jamie Lundmark	38	5	13	18	36
139	Wojtek Wolski	54	12	22	34	16	201	Mike Ricci	85	10	7	17	73
140	Yanic Perreault	49	19	14	33	30	202	Bill Thomas	40	9	8	17	10
141	Mike Sullivan	256	13	20	33	66	203	Jayson More	64	6	11	17	90
142	Joe Juneau	69	10	23	33	28	204	Daniel Cleary	68	6	11	17	42
143	Bryan Maxwell	102	8	25	33	268	205	Al Cameron	92	4	13	17	93
144	Petr Prucha	109	15	18	33	33	206	John Slaney	55	3	14	17	24
145	Kris Manery	63	19	13	32	30	207	Viktor Tikhonov	61	8	8	16	20
146	Darren Turcotte	59	16	16	32	26	208	Sergei Berezin	41	7	9	16	4
147	Mark Osborne	80	12	20	32	124	209	Anders Steen	42	5	11	16	22
148	Wade Campbell	185	9	23	32	245	210	David Tanabe	66	5	11	16	30
149	Antoine Vermette	70	16	15	31	52	211	Murray Eaves	49	4	12	16	7
150	Dave Scatchard	93	14	17	31	156	212	Jeff Finley	130	4	12	16	121
151	Jan Hrdina	59	11	19	30	38	213	John Leblanc	38	12	3	15	10
152	Chris Gratton	82	11	19	30	114	214	Andrei Nazarov	122	10	5	15	311
153	Kyle Chipchura	99	8	22	30	92	215	Lorne Stamler	62	8	7	15	12
154	Sergei Bautin	130	5	25	30	174	216	Stan Neckar	130	4	11	15	109
155	Larry Hopkins	60	13	16	29	26	217	Mike Sillinger	60	8	6	14	54
156	Gord Donnelly	173	12	17	29	726	218	Mike York	63	6	8	14	4
157	Robert Lang	64	9	20	29	28	219	Gilbert Brule	33	5	9	14	11
158	Boris Mironov	65	7	22	29	96	220	Tyson Nash	119	3	11	14	194
159	Bryan Erickson	73	6	23	29	20	221	J.J. Daigneault	88	1	13	14	54
160	Brad Berry	163	4	25	29	196	222	Shawn Cronin	193	1	13	14	703
161	Enver Lisin	78	18	10	28	46	223	Robert Reichel	13	7	6	13	4
162	Jeff Taffe	98	15	13	28	26	224	Chad Kilger	63	6	7	13	29
163	Paul Ysebaert	60	9	18	27	18	225	Todd Fedoruk	72	6	7	13	72
164	Darryl Shannon	108	7	20	27	138	226	Paul Bissonnette	148	5	8	13	265
165	Serge Savard	123	6	21	27	55	227	Jim Johnson	71	5	8	13	92
166	Mike Zigomanis	108	16	10	26	52	228	Benoit Hogue	27	3	10	13	10
167	Joel Perrault	78	12	14	26	68	229	Dennis Seidenberg	66	2	11	13	30
168	Brad Isbister	98	13	12	25	148	230	Michael Stone	53	6	6	12	18
169	Rick Bowness	45	8	17	25	45	231	Barry Melrose	92	5	7	12	164
170	Barry Long	70	6	19	25	46	232	Steve Sullivan	33	5	7	12	20
171	Scott Campbell	77	4	21	25	191	233	Jim Vandermeer	62	4	8	12	60
172	Todd Simpson	146	4	21	25	299	234	Kelly Buchberger	79	3	9	12	109
173	Russ Romaniuk	85	10	14	24	46	235	Ross Cory	51	2	10	12	41
174	Jude Drouin	85	8	16	24	54	236	Bob Essensa	311	0	12	12	18
175	Dean Kennedy	172	5	19	24	269	237	Randy Cunneyworth	28	5	6	11	34
176	Gerald Diduck	133	9	14	23	213	238	Rob Klinkhammer	22	5	6	11	10
177	Doug Lecuyer	45	6	17	23	66	239	Oleg Kvasha	15	4	7	11	6
178	Nick Boynton	138	5	18	23	263	240	Craig Weller	59	3	8	11	80
179	Craig Levie	62	8	14	22	80	241	Petr Nedved	25	2	9	11	34
180	Boyd Devereaux	78	8	14	22	44	242	Wayne McBean	31	2	9	11	24
181	Rostislav Klesla	119	6	16	22	88	243	Denis Gauthier	45	2	9	11	61
182	Georges Laraque	56	5	17	22	52	244	Ken Klee	68	1	10	11	24
183	Sami Lepisto	117	5	17	22	97	245	Matt Jones	106	1	10	11	63
184	Jim McKenzie	202	12	9	21	548	246	Bill Derlago	27	5	5	10	6
185	John Markell	52	11	10	21	36	247	Rick Dudley	30	5	5	10	28
186	Mike Leclerc	35	9	12	21	29	248	Kevin Porter	38	5	5	10	4

ALL-TIME SCORING BY POINTS (CONT'D)

#	PLAYER	GP	G	A	PTS	PIM	#	PLAYER	GP	G	A	PTS	PIM
249	Bobby Hull	18	4	6	10	0	311	Kris Draper	20	3	0	3	9
250	Patrick Fischer	27	4	6	10	24	312	Dave Hoyda	24	2	1	3	42
251	Wyatt Smith	54	3	7	10	13	313	Tavis Hansen	34	2	1	3	16
252	Neil Wilkinson	61	2	8	10	108	314	Josh Gratton	64	2	1	3	223
253	Aaron Broten	25	4	5	9	14	315	Mark Janssens	7	1	2	3	4
254	Jerry Butler	42	3	6	9	14	316	Petteri Nokelienan	22	1	2	3	6
255	David Hale	48	3	6	9	36	317	Joel Bouchard	32	1	2	3	22
256	Barry Legge	76	1	8	9	126	318	Greg Brown	9	0	3	3	17
257	Jordy Douglas	24	4	4	8	8	319	Anders Eriksson	12	0	3	3	2
258	Brent Hughes	39	4	4	8	115	320	Paul Pooley	15	0	3	3	0
259	Mike Hartman	75	4	4	8	264	321	Todd Warriner	18	0	3	3	8
260	Drake Berehowsky	39	2	6	8	69	322	Mikhail Shtalenkov	19	0	3	3	2
261	Lyle Odelein	16	1	7	8	19	323	Chris Summers	29	0	3	3	24
262	Kevyn Adams	33	1	7	8	8	324	Anssi Melametsa	27	0	3	3	2
263	Sean O'Donnell	57	1	7	8	121	325	Oleg Mikulchik	29	0	3	3	29
264	Jim Cummins	75	1	7	8	237	326	Robert Esche	58	0	3	3	22
265	Brian Hayward	165	0	8	8	37	327	Pierre Hamel	64	0	3	3	14
266	Jocelyn Lemieux	32	4	3	7	27	328	Daniel Berthiaume	120	0	3	3	20
267	Louie DeBrusk	115	4	3	7	191	329	Ilya Bryzgalov	257	0	3	3	12
268	Paul Ranheim	40	3	4	7	10	330	Brett MacLean	13	2	1	3	2
269	Rob Murray	49	2	5	7	34	331	Craig Duncanson	7	2	0	2	16
270	Todd Gill	41	1	6	7	30	332	Ivan Novoseltsev	17	2	0	2	6
271	Kurt Sauer	69	1	6	7	36	333	Stu Kulak	18	2	0	2	24
272	Michel Petit	32	4	2	6	77	334	Tom Martin	24	2	0	2	91
273	Nick Johnson	17	4	2	6	0	335	Don MacLean	9	1	1	2	0
274	Mikael Renberg	10	2	4	6	2	336	Chris Conner	12	1	1	2	2
275	Dave Silk	32	2	4	6	63	337	Iain Fraser	12	1	1	2	4
276	Bryan Marchment	37	2	4	6	121	338	Erik Westrum	15	1	1	2	20
277	Mark Plantery	25	1	5	6	14	339	Denis Pederson	19	1	1	2	20
278	Don Barber	27	1	5	6	18	340	Stephen Leach	22	1	1	2	37
279	Hilliard Graves	35	1	5	6	15	341	Chris Joseph	33	1	1	2	16
280	Brad McCrimmon	37	1	5	6	18	342	Anatoli Fedotov	1	0	2	2	0
281	Murray Baron	53	1	5	6	110	343	Craig Mills	4	0	2	2	0
282	Ed Staniowski	62	0	6	6	4	344	Todd Reirden	7	0	2	2	4
283	Brad Ference	78	0	6	6	131	345	Shaun Heshka	8	0	2	2	4
284	Doug Soetaert	130	0	6	6	38	346	Markku Kyllonen	9	0	2	2	2
285	Nikolai Khabibulin	284	0	6	6	62	347	Brian Reynolds	9	0	2	2	4
286	Bill Riley	14	3	2	5	7	348	Nigel Dawes	12	0	2	2	0
287	Michal Grosek	28	3	2	5	21	349	Jyrki Seppa	13	0	2	2	6
288	Cal O'Reilly	22	2	3	5	2	350	Andy Brickley	14	0	2	2	2
289	Sergei Kharin	7	2	3	5	2	351	Joel Baillargeon	15	0	2	2	27
290	Petri Skriko	15	2	3	5	4	352	Brendan Bell	16	0	2	2	8
291	Tom Bladon	9	0	5	5	13	353	John Bethel	17	0	2	2	4
292	Jamie Rivers	18	0	5	5	26	354	Arto Blomsten	19	0	2	2	8
293	Bobby Dallas	56	0	5	5	66	355	Dallas Eakins	20	0	2	2	48
294	Andrew Ebbett	33	2	3	5	4	356	Peter Douris	21	0	2	2	0
295	Dave Hunter	34	3	1	4	61	357	Markus Mattsson	52	0	2	2	0
296	Yanick Lehoux	10	2	2	4	6	358	Rick Tabaracci	61	0	2	2	22
297	Steven Goertzen	16	2	2	4	24	359	Mikael Tellqvist	67	0	2	2	2
298	Patrick O'Sullivan	23	2	2	4	2	360	Mike Smith	101	0	2	2	16
299	Gord McTavish	10	1	3	4	2	361	Tony Joseph	2	1	0	1	0
300	Dmitri Kalinin	15	1	3	4	6	362	Ryan Stewart	3	1	0	1	0
301	Affie Turcotte	17	1	3	4	2	363	Mark Osiecki	4	1	0	1	2
302	Craig Muni	25	1	3	4	37	364	Sandy Beadle	6	1	0	1	2
303	Jason Doig	28	1	3	4	50	365	David Oliver	9	1	0	1	2
304	Dave Tomlinson	31	1	3	4	24	366	Moe Lemay	10	1	0	1	14
305	David Rundblad	14	0	4	4	0	367	Pat Daley	12	1	0	1	13
306	Mathieu Schneider	8	0	4	4	4	368	Craig Endean	2	0	1	1	0
307	Marc-Antoine Pouliot	13	0	4	4	2	369	Mike Lauen	3	0	1	1	0
308	Richard Mulhern	19	0	4	4	14	370	Matt Murley	3	0	1	1	0
309	Alain Chevrier	22	0	4	4	2	371	Mark Holden	4	0	1	1	0
310	Sean Burke	211	0	4	4	52	372	Brett Hull	5	0	1	1	0



ALL-TIME SCORING BY POINTS (CONT'D)

#	PLAYER	GP	G	A	PTS	PIM	#	PLAYER	GP	G	A	PTS	PIM
373	Todd Flichel	6	0	1	1	4	435	Ryan Hollweg	3	0	0	0	0
374	Bob Guindon	6	0	1	1	0	436	Jean-Guy Trudel	4	0	0	0	2
375	Sean Gagnon	7	0	1	1	21	437	Craig Fisher	4	0	0	0	2
376	Alan Kerr	7	0	1	1	2	438	Ravil Gusmanov	4	0	0	0	0
377	Michael Rupp	7	0	1	1	6	439	Simon Wheeldon	4	0	0	0	4
378	Jeff Hoggan	8	0	1	1	9	440	Michael Morrison	4	0	0	0	0
379	Jason Jaspers	9	0	1	1	6	441	Chad Johnson	4	0	0	0	0
380	Dan McFall	9	0	1	1	0	442	Chris Brown	5	0	0	0	2
381	Guy Larose	10	0	1	1	14	443	Guy Gosselin	5	0	0	0	6
382	Jamie Huscroft	11	0	1	1	27	444	Scott Langkow	5	0	0	0	0
383	Scott Levins	11	0	1	1	23	445	Brian McGrattan	5	0	0	0	22
384	Brandon Prust	11	0	1	1	29	446	Al Montoya	5	0	0	0	0
385	Darcy Wakaluk	16	0	1	1	4	447	Kent Paynter	5	0	0	0	4
386	Nolan Yonkman	16	0	1	1	39	448	Rudy Poeschek	5	0	0	0	22
387	Steve Gainey	20	0	1	1	20	449	Frank Banham	5	0	0	0	2
388	Craig Martin	20	0	1	1	19	450	Philippe Sauve	5	0	0	0	0
389	Scott Pellerin	23	0	1	1	8	451	Jean-Marc Pelletier	6	0	0	0	0
390	Bryan Helmer	28	0	1	1	33	452	Don MacIver	6	0	0	0	2
391	Stewart Malgunas	29	0	1	1	32	453	Kevin McClelland	6	0	0	0	19
392	Dan Bouchard	32	0	1	1	48	454	Sebastien Bordeleau	6	0	0	0	2
393	Brent Thompson	40	0	1	1	106	455	Mike Hudson	7	0	0	0	0
394	Bill Lesuk	49	0	1	1	43	456	Brian Noonan	7	0	0	0	0
395	Matthew Spiller	59	0	1	1	67	457	Dominic Roussel	7	0	0	0	2
396	Stephane Beauregard	74	0	1	1	6	458	Tyler Bouck	7	0	0	0	4
397	Tim Cheveldae	74	0	1	1	4	459	Andy Miele	8	0	0	0	6
398	Brian Boucher	96	0	1	1	4	460	Martin Grenier	8	0	0	0	5
399	Curtis Joseph	115	0	1	1	28	461	Mike Veisor	8	0	0	0	0
400	Eldon Reddick	117	0	1	1	20	462	Harijs Vitolinsh	8	0	0	0	4
401	David Aebischer	1	0	0	0	0	463	Brent Johnson	8	0	0	0	0
402	Darren Boyko	1	0	0	0	0	464	Tim Jackman	8	0	0	0	21
403	Dave Chartier	1	0	0	0	0	465	Alex Auld	9	0	0	0	0
404	Jeff Christian	1	0	0	0	0	466	Patrick DesRochers	9	0	0	0	2
405	Parris Duffus	1	0	0	0	0	467	Paul Boutilier	9	0	0	0	10
406	J.F. Jomphe	1	0	0	0	2	468	Tom Draper	9	0	0	0	0
407	Yan Kaminsky	1	0	0	0	0	469	Gerry Rioux	9	0	0	0	6
408	Ron Loustel	1	0	0	0	0	470	Brad Tiley	9	0	0	0	0
409	Curtis McElhinney	1	0	0	0	0	471	Mike Stutzel	9	0	0	0	0
410	Alexander Nikulin	1	0	0	0	0	472	Garth Murray	10	0	0	0	12
411	Jason Simon	1	0	0	0	0	473	John Gibson	11	0	0	0	14
412	Glenn Tomalty	1	0	0	0	0	474	Wayne Dillon	13	0	0	0	2
413	Andrei Vasilyev	1	0	0	0	0	475	Gord Smith	13	0	0	0	8
414	Mark Visheau	1	0	0	0	0	476	Michel Dion	14	0	0	0	2
415	Brad Ralph	1	0	0	0	0	477	Marcel Hossa	14	0	0	0	4
416	Kirill Safronov	1	0	0	0	0	478	Denis Chasse	15	0	0	0	12
417	Pascal Rheume	1	0	0	0	0	479	Steve Penney	15	0	0	0	7
418	Matt Watkins	1	0	0	0	0	480	David Cullen	16	0	0	0	6
419	Pavel Brendl	2	0	0	0	0	481	Alexandre Bolduc	16	0	0	0	4
420	Ryan Caldwell	2	0	0	0	2	482	Ed Ronan	17	0	0	0	16
421	Kevin Dahl	2	0	0	0	0	483	Dan Focht	18	0	0	0	21
422	Joe Dziedzic	2	0	0	0	0	484	Dwight Schofield	18	0	0	0	33
423	Matt Hervey	2	0	0	0	4	485	Mike Amodeo	19	0	0	0	2
424	Pat Jablonski	2	0	0	0	0	486	Zac Bierk	20	0	0	0	4
425	Bob Joyce	2	0	0	0	0	487	Mike O'Neill	20	0	0	0	0
426	Josh Tordjman	2	0	0	0	0	488	Gary Smith	20	0	0	0	25
427	Garrett Stafford	2	0	0	0	0	489	David LeNeveu	21	0	0	0	0
428	Pete Vandermeer	2	0	0	0	0	490	Lindsay Middlebrook	24	0	0	0	0
429	Bill Whelton	2	0	0	0	0	491	Darcy Hordichuk	26	0	0	0	96
430	Jason Cirone	3	0	0	0	2	492	Jimmy Waite	33	0	0	0	4
431	Steve Fletcher	3	0	0	0	5	493	Marc Behrend	39	0	0	0	0
432	Jim Hrivnak	3	0	0	0	0	494	Jason LaBarbera	58	0	0	0	4
433	Kevin Sawyer	3	0	0	0	12							
434	Goran Bezina	3	0	0	0	2							

ALL-TIME ROSTER

NAME	POS	TEAM	REGULAR SEASON					PLAYOFFS					FROM	TO
			GP	G	A	PTS	PIM	GP	G	A	PTS	PIM		
ABID, Ramzi	LW	PHX	30	10	8	18	30	-	-	-	-	-	2002-03	2002-03
ADAMS, Greg	LW	PHX	144	38	51	89	40	8	1	0	1	0	1998-99	1999-00
ADAMS, Kevyn	C	PHX	33	1	7	8	8	-	-	-	-	-	2006-07	2006-07
AEBISCHER, David	G	PHX	1	0	0	0	0	-	-	-	-	-	2007-08	2007-08
ALATALO, Mika	LW	PHX	152	17	29	46	58	5	0	0	0	2	1999-00	2000-01
AMODEO, Mike	D	WPG	19	0	0	0	2	-	-	-	-	-	1979-80	1979-80
AMONTE, Tony	RW	PHX	59	13	23	36	26	-	-	-	-	-	2002-03	2002-03
ARNIEL, Scott	C	WPG	406	80	112	192	336	18	1	2	3	26	1981-82	1985-86
													1990-91	1990-91
ASHTON, Brent	LW	WPG	222	66	95	161	135	7	3	1	4	2	1988-89	1991-92
AUCOIN, Adrian	D	PHX	221	13	46	59	150	22	0	4	4	22	2009-10	2011-12
AULD, Alex	G	PHX	9	0	0	0	0	-	-	-	-	-	2007-08	2007-08
BABYCH, David	D	WPG	390	73	248	321	392	18	4	10	14	35	1980-81	1985-86
BAILLARGEON, Joel	LW	WPG	15	0	2	2	27	-	-	-	-	-	1986-87	1987-88
BALLARD, Keith	D	PHX	233	19	68	87	243	-	-	-	-	-	2005-06	2007-08
BANHAM, Frank	RW	PHX	5	0	0	0	2	-	-	-	-	-	2002-03	2002-03
BARBER, Don	LW	WPG	27	1	5	6	18	-	-	-	-	-	1990-91	1991-92
BARNES, Stu	C	WPG	102	25	23	48	44	6	1	3	4	2	1991-92	1993-94
BARON, Murray	D	PHX	53	1	5	6	110	7	0	2	2	6	1996-97	1997-98
BAUTIN, Sergei	D	WPG	130	5	25	30	174	-	-	-	-	-	1992-93	1993-94
BEADLE, Sandy	LW	WPG	6	1	0	1	2	-	-	-	-	-	1980-81	1980-81
BEAUREGARD, Stephane	G	WPG	74	0	1	1	6	40	0	0	0	0	1989-90	1991-92
													1993-94	1993-94
BEHREND, Marc	G	WPG	39	0	0	0	0	7	0	0	0	0	1983-84	1985-86
BELANGER, Eric	C	PHX	82	13	27	40	36	4	0	0	0	2	2010-11	2010-11
BELL, Brendan	D	PHX	16	0	2	2	8	-	-	-	-	-	2006-07	2007-08
BEREHOWSKY, Drake	D	PHX	39	2	6	8	69	5	0	1	1	4	2001-02	2002-03
BEREZIN, Sergei	LW	PHX	41	7	9	16	4	-	-	-	-	-	2001-02	2001-02
BERRY, Brad	D	WPG	163	4	25	29	196	11	0	1	1	14	1985-86	1989-90
BERTHIAUME, Daniel	G	WPG	120	0	3	3	20	14	0	0	0	0	1986-87	1989-90
BETHEL, John	LW	WPG	17	0	2	2	4	-	-	-	-	-	1979-80	1979-80
BEZINA, Goran	LW	PHX	3	0	0	0	2	-	-	-	-	-	2003-04	2003-04
BIERK, Zac	G	PHX	20	0	0	0	4	-	-	-	-	-	2002-03	2003-04
BISSONNETTE, Paul	LW	PHX	148	5	8	13	265	4	0	0	0	15	2009-10	2012-13
BLADON, Tom	D	WPG	9	0	5	5	13	-	-	-	-	-	1980-81	1980-81
BLOMSTEN, Arto	D	WPG	19	0	2	2	8	-	-	-	-	-	1993-94	1994-95
BOEDKER, Mikkel	RW	PHX	256	34	61	95	50	20	4	5	9	2	2008-09	2012-13
BOLDUC, Alexandre	C	PHX	16	0	0	0	4	-	-	-	-	-	2011-12	2012-13
BORDELEAU, Sebastien	C	PHX	6	0	0	0	2	-	-	-	-	-	2001-02	2001-02
BORSATO, Luciano	C	WPG	203	35	55	90	113	7	1	0	1	4	1990-91	1994-95
BOSCHMAN, Laurie	C	WPG	526	152	227	379	1338	34	5	10	15	87	1982-83	1989-90
BOUCHARD, Dan	G	WPG	32	0	1	1	48	1	0	0	0	2	1985-86	1985-86
BOUCHARD, Joel	D	PHX	32	1	2	3	22	-	-	-	-	-	2000-01	2000-01
BOUCHER, Brian	G	PHX	96	0	1	1	4	-	-	-	-	-	2002-03	2005-06
BOUCK, Tyler	RW	PHX	7	0	0	0	4	-	-	-	-	-	2001-02	2001-02
BOUTILIER, Paul	D	WPG	9	0	0	0	10	5	0	0	0	15	1987-88	1988-89
BOWNESS, Rick	RW	WPG	45	8	17	25	45	-	-	-	-	-	1980-81	1980-81
BOYKO, Darren	C	WPG	1	0	0	0	0	-	-	-	-	-	1988-89	1988-89
BOYNTON, Nick	D	PHX	138	5	18	23	263	-	-	-	-	-	2006-07	2007-08
BRENDL, Pavel	RW	PHX	2	0	0	0	0	-	-	-	-	-	2005-06	2005-06
BRICKLEY, Andy	LW	WPG	14	0	2	2	2	1	1	1	2	0	1992-93	1993-94
BRIERE, Daniel	C	PHX	258	70	76	146	146	6	2	1	3	2	1997-98	2002-03
BROTEN, Aaron	C	WPG	25	4	5	9	14	7	2	2	4	12	1991-92	1991-92
BROWN, Chris	RW	PHX	5	0	0	0	2	-	-	-	-	-	2012-13	2012-13
BROWN, Greg	D	WPG	9	0	3	3	17	-	-	-	-	-	1994-95	1994-95
BRULE, Gilbert	C	PHX	33	5	9	14	11	12	2	1	3	0	2011-12	2011-12
BRYZGALOV, Ilya	G	PHX	257	0	3	3	12	11	0	0	0	0	2007-08	2010-11
BUCHBERGER, Kelly	C	PHX	79	3	9	12	109	-	-	-	-	-	2002-03	2002-03
BURKE, Sean	G	PHX	211	0	4	4	52	10	0	2	2	0	1999-00	2003-04
BUTLER, Jerry	RW	WPG	42	3	6	9	14	-	-	-	-	-	1982-83	1982-83
CALDWELL, Ryan	D	PHX	2	0	0	0	2	-	-	-	-	-	2007-08	2007-08
CAMERON, Al	D	WPG	92	4	13	17	93	-	-	-	-	-	1979-80	1980-81
CAMPBELL, Scott	D	WPG	77	4	21	25	191	-	-	-	-	-	1979-80	1980-81
CAMPBELL, Wade	D	WPG	185	9	23	32	245	6	0	0	0	9	1982-83	1985-86
CARCILLO, Daniel	LW	PHX	129	20	21	41	572	-	-	-	-	-	2006-07	2008-09



ALL-TIME ROSTER (CONT'D)

NAME	POS	TEAM	REGULAR SEASON					PLAYOFFS					FROM	TO
			GP	G	A	PTS	PIM	GP	G	A	PTS	PIM		
CARLYLE, Randy	D	WPG	564	80	226	306	736	31	3	14	17	51	1983-84	1992-93
CARNEY, Keith	D	PHX	266	9	54	63	253	18	1	2	3	31	1997-98	2000-01
CHARTIER, Dave	C	WPG	1	0	0	0	0	-	-	-	-	-	1980-81	1980-81
CHASSE, Denis	RW	WPG	15	0	0	0	12	-	-	-	-	-	1995-96	1995-96
CHEVELDAE, Tim	G	WPG	74	0	1	1	4	-	-	-	-	-	1993-94	1995-96
CHEVRIER, Alain	G	WPG	22	0	4	4	2	-	-	-	-	-	1988-89	1988-89
CHIPCHURA, Kyle	C	PHX	99	8	22	30	92	15	1	3	4	7	2011-12	2012-13
CHRISTIAN, Dave	C	WPG	230	79	130	209	73	7	0	1	1	2	1979-80	1982-83
CHRISTIAN, Jeff	LW	PHX	1	0	0	0	0	-	-	-	-	-	1997-98	1997-98
CIRONE, Jason	C	WPG	3	0	0	0	2	-	-	-	-	-	1991-92	1991-92
CLEARY, Daniel	RW	PHX	68	6	11	17	42	-	-	-	-	-	2003-04	2003-04
COLE, Danton	RW	WPG	98	21	19	40	92	-	-	-	-	-	1988-89	1991-92
COMRIE, Mike	C	PHX	132	45	50	95	91	-	-	-	-	-	2003-04	2006-07
CONNER, Chris	RW	PHX	12	1	1	2	2	-	-	-	-	-	2012-13	2012-13
CORKUM, Bob	C	PHX	233	30	30	60	85	20	3	3	6	12	1996-97	1998-99
CORY, Ross	D	WPG	51	2	10	12	41	-	-	-	-	-	1979-80	1980-81
CRONIN, Shawn	D	WPG	193	1	13	14	703	9	0	0	0	13	1989-90	1991-92
CULLEN, David	D	PHX	16	0	0	0	6	-	-	-	-	-	2000-01	2001-02
CUMMINS, Jim	RW	PHX	75	1	7	8	237	6	0	1	1	4	1997-98	1998-99
CUNNEYWORTH, Randy	LW	WPG	28	5	6	11	34	-	-	-	-	-	1989-90	1989-90
DAHL, Kevin	D	PHX	2	0	0	0	0	-	-	-	-	-	1996-97	1996-97
DAIGNEAULT, J.J.	D	PHX	88	1	13	14	54	7	0	0	0	8	1998-99	1999-00
DALEY, Pat	LW	WPG	12	1	0	1	13	-	-	-	-	-	1979-80	1980-81
DAVYDOV, Evgeny	RW	WPG	91	32	24	56	74	11	2	2	4	2	1991-92	1992-93
DAWES, Nigel	LW	PHX	12	0	2	2	0	-	-	-	-	-	2008-09	2008-09
DEBLOIS, Lucien	C	WPG	235	87	102	189	208	15	3	2	5	15	1981-82	1983-84
													1991-92	1991-92
DeBRUSK, Louie	LW	PHX	115	4	3	7	191	9	2	0	2	6	1998-99	2000-01
DERLAGO, Bill	C	WPG	27	5	5	10	6	3	1	0	1	0	1985-86	1985-86
DesROCHERS, Patrick	G	PHX	9	0	0	0	2	-	-	-	-	-	2001-02	2002-03
DEVEREAUX, Boyd	C	PHX	78	8	14	22	44	-	-	-	-	-	2005-06	2005-06
DIDUCK, Gerald	D	PHX	133	9	14	23	213	16	0	2	2	32	1996-97	1998-99
DILLON, Wayne	C	WPG	13	0	0	0	2	-	-	-	-	-	1979-80	1979-80
DION, Michel	G	WPG	14	0	0	0	2	-	-	-	-	-	1980-81	1980-81
DOAN, Shane	RW	PHX/WPG	1246	331	484	815	1108	55	15	13	28	85	1995-96	2012-13
DOIG, Jason	D	PHX/WPG	28	1	3	4	50	-	-	-	-	-	1995-96	1998-99
DOLLAS, Bobby	D	WPG	56	0	5	5	66	3	0	0	0	2	1983-84	1985-86
DOMI, Tie	RW	WPG	173	15	25	40	724	6	1	0	1	23	1992-93	1994-95
DONNELLY, Gord	D	WPG	173	12	17	29	726	6	0	1	1	8	1988-89	1991-92
DOUGLAS, Jordy	LW	WPG	24	4	4	8	8	1	0	0	0	2	1983-84	1984-85
DOURIS, Peter	RW	WPG	21	0	2	2	0	1	0	0	0	0	1985-86	1987-88
DRAKE, Dallas	RW	PHX/WPG	382	82	143	225	328	26	4	6	10	12	1993-94	1999-00
DRAPER, Kris	C	WPG	20	3	0	3	9	2	0	0	0	0	1990-91	1992-93
DRAPER, Tom	G	WPG	9	0	0	0	0	-	-	-	-	-	1988-89	1989-90
													1995-96	1995-96
DROUIN, Jude	C	WPG	85	8	16	24	54	-	-	-	-	-	1979-80	1980-81
DRUCE, John	RW	WPG	50	6	14	20	37	2	0	0	0	0	1992-93	1992-93
DUDLEY, Rick	RW	WPG	30	5	5	10	28	-	-	-	-	-	1980-81	1980-81
DUFFUS, Parris	G	PHX	1	0	0	0	0	-	-	-	-	-	1996-97	1996-97
DUNCAN, Iain	LW	WPG	127	34	55	89	149	11	0	3	3	6	1986-87	1990-91
DUNCANSON, Craig	LW	WPG	7	2	0	2	16	-	-	-	-	-	1990-91	1990-91
DUPONT, Norm	LW	WPG	181	47	67	114	38	5	3	1	4	0	1980-81	1982-83
DZIEDZIC, Joe	LW	PHX	2	0	0	0	0	-	-	-	-	-	1998-99	1998-99
EAGLES, Mike	C	WPG	293	21	46	67	464	12	0	1	1	14	1990-91	1994-95
EAKINS, Dallas	D	PHX/WPG	20	0	2	2	48	-	-	-	-	-	1992-93	1992-93
													1995-96	1996-97
EASTWOOD, Mike	C	PHX/WPG	126	18	23	41	28	6	0	1	1	2	1994-95	1996-97
EAVES, Murray	C	WPG	49	4	12	16	7	4	0	1	1	2	1980-81	1985-86
EBBETT, Andrew	C	PHX	33	2	3	5	4	3	0	0	0	0	2010-11	2010-11
EKMAN-LARSSON, Oliver	D	PHX	178	17	50	67	82	16	1	3	4	8	2010-11	2012-13
ELLETT, Dave	D	WPG	475	95	204	299	504	33	4	16	20	22	1984-85	1990-91
ELYNUIK, Pat	RW	WPG	289	115	129	244	462	14	4	6	10	6	1987-88	1991-92
EMERSON, Nelson	RW	WPG	131	47	64	111	106	-	-	-	-	-	1993-94	1994-95
ENDEAN, Craig	LW	WPG	2	0	1	1	0	-	-	-	-	-	1986-87	1986-87
ERICKSON, Bryan	C	WPG	73	6	23	29	20	3	0	0	0	0	1990-91	1993-94

ALL-TIME ROSTER (CONT'D)

NAME	POS	TEAM	REGULAR SEASON					PLAYOFFS					FROM	TO
			GP	G	A	PTS	PIM	GP	G	A	PTS	PIM		
ERIKSSON, Anders	D	PHX	12	0	3	3	0	-	-	-	-	-	2009-10	2009-10
ESCHE, Robert	G	PHX	58	0	3	3	22	-	-	-	-	-	1998-99	2001-02
ESSENSA, Bob	G	PHX/WPG	311	0	12	12	18	11	0	0	0	2	1988-89	1993-94
													1999-00	1999-00
EVANS, Doug	LW	WPG	127	24	42	66	209	8	2	2	4	12	1989-90	1991-92
FEDORUK, Todd	LW	PHX	72	6	7	13	72	-	-	-	-	-	2008-09	2008-09
FEDOTOV, Anatoli	D	WPG	1	0	2	2	0	-	-	-	-	-	1992-93	1992-93
FENTON, Paul	LW	WPG	156	50	31	81	91	7	2	0	2	23	1988-89	1990-91
FERENCE, Brad	D	PHX	78	0	6	6	131	-	-	-	-	-	2002-03	2003-04
FIDDLER, Vernon	C	PHX	147	14	38	52	92	10	1	1	2	14	2009-10	2010-11
FINLEY, Jeff	D	PHX /WPG	130	4	12	16	121	7	0	0	0	6	1995-96	1996-97
FISHER, Craig	C	WPG	4	0	0	0	2	-	-	-	-	-	1993-94	1993-94
FISCHER, Patrick	C	PHX	27	4	6	10	24	-	-	-	-	-	2006-07	2006-07
FLETCHER, Steve	D	WPG	3	0	0	0	5	-	-	-	-	-	1988-89	1988-89
FLICHEL, Todd	D	WPG	6	0	1	1	4	-	-	-	-	-	1987-88	1989-90
FOCHT, Dan	D	PHX	18	0	0	0	21	1	0	1	1	0	2001-02	2002-03
FRASER, Iain	C	WPG	12	1	1	2	4	4	0	0	0	0	1995-96	1995-96
GAGNON, Sean	D	PHX	7	0	1	1	21	-	-	-	-	-	1997-98	1998-99
GAINEY, Steve	LW	PHX	20	0	1	1	20	-	-	-	-	-	2005-06	2005-06
GARTNER, Mike	RW	PHX	142	44	46	90	62	12	2	2	4	22	1996-97	1997-98
GAUTHIER, Denis	D	PHX	45	2	9	11	61	-	-	-	-	-	2005-06	2005-06
GEOFFRION, Danny	RW	WPG	79	20	26	46	82	-	-	-	-	-	1980-81	1981-82
GIBSON, John	D	WPG	11	0	0	0	14	-	-	-	-	-	1983-84	1983-84
GILL, Todd	D	PHX	41	1	6	7	30	-	-	-	-	-	1999-00	1999-00
GILHEN, Randy	C	WPG	185	18	17	35	151	4	1	0	1	10	1986-87	1988-89
													1993-94	1995-96
GOERTZEN, Steven	RW	PHX	16	2	2	4	24	-	-	-	-	-	2008-09	2008-09
GORDON, Boyd	C	PHX	123	12	25	37	18	16	0	2	2	6	2011-12	2012-13
GOSSELIN, Guy	D	WPG	5	0	0	0	6	-	-	-	-	-	1987-88	1987-88
GRATTON, Chris	C	PHX	82	11	19	30	114	-	-	-	-	-	2002-03	2003-04
GRATTON, Josh	LW	PHX	64	2	1	3	223	-	-	-	-	-	2005-06	2007-08
GRAVES, Hilliard	RW	WPG	35	1	5	6	15	-	-	-	-	-	1979-80	1979-80
GREEN, Travis	C	PHX	147	38	36	74	108	5	2	1	3	2	1999-00	2000-01
GRENIER, Martin	D	PHX	8	0	0	0	5	-	-	-	-	-	2001-02	2002-03
GROSEK, Michal	LW	WPG	28	3	2	5	21	-	-	-	-	-	1993-94	1995-96
GUINDON, Bob	LW	WPG	6	0	1	1	0	-	-	-	-	-	1979-80	1979-80
GUSMANOV, Ravil	RW	WPG	4	0	0	0	0	-	-	-	-	-	1995-96	1995-96
HALE, David	D	PHX	48	3	6	9	36	-	-	-	-	-	2008-09	2008-09
HAMEL, Gilles	LW	WPG	142	35	32	67	59	9	2	0	2	2	1986-87	1987-88
HAMEL, Pierre	G	WPG	64	0	3	3	14	-	-	-	-	-	1979-80	1980-81
HANDZUS, Michal	C	PHX	89	19	34	53	55	5	0	0	0	2	2000-01	2001-02
HANSEN, Tavis	RW	PHX /WPG	34	2	1	3	16	2	0	0	0	0	1994-95	2000-01
HANZAL, Martin	C	PHX	391	65	117	182	313	23	4	8	12	47	2007-08	2012-13
HARTMAN, Mike	LW	WPG	75	4	4	8	264	2	0	0	0	2	1991-92	1991-92
HAWERCHUK, Dale	C	WPG	713	379	550	929	478	38	16	33	49	39	1981-82	1989-90
HAYWARD, Brian	G	WPG	165	0	8	8	37	11	0	0	0	0	1982-83	1985-86
HELMER, Bryan	D	PHX	28	0	1	1	33	-	-	-	-	-	1998-99	1998-99
													2003-04	2003-04
HERVEY, Matt	D	WPG	2	0	0	0	4	-	-	-	-	-	1988-89	1988-89
HESHKA, Shaun	D	PHX	8	0	2	2	0	-	-	-	-	-	2009-10	2009-10
HOGGAN, Jeff	LW	PHX	8	0	1	1	9	-	-	-	-	-	2008-09	2009-10
HOGUE, Benoit	C	PHX	27	3	10	13	10	5	1	2	3	2	1999-00	1999-00
HOLDEN, Mark	G	WPG	4	0	1	1	0	-	-	-	-	-	1984-85	1984-85
HOLLWEG, Ryan	LW	PHX	3	0	0	0	0	-	-	-	-	-	2010-11	2010-11
HOPKINS, Larry	LW	WPG	60	13	16	29	26	6	0	0	0	2	1979-80	1979-80
													1981-82	1982-83
HORDICHUK, Darcy	LW	PHX	26	0	0	0	96	-	-	-	-	-	2001-02	2002-03
HOSSA, Marcel	LW	PHX	14	0	0	0	4	-	-	-	-	-	2007-08	2007-08
HOUSLEY, Phil	D	WPG	232	64	195	259	168	13	1	11	12	2	1990-91	1992-93
HOYDA, Dave	LW	WPG	24	2	1	3	42	-	-	-	-	-	1979-80	1980-81
HRDINA, Jan	C	PHX	59	11	19	30	38	-	-	-	-	-	2002-03	2003-04
HRIVNAK, Jim	G	WPG	3	0	0	0	0	-	-	-	-	-	1992-93	1992-93
HUDSON, Mike	C	PHX	7	0	0	0	0	-	-	-	-	-	1996-97	1996-97
HUGHES, Brent	LW	WPG	39	4	4	8	115	-	-	-	-	-	1988-89	1989-90
HULL, Bobby	LW	WPG	18	4	6	10	0	-	-	-	-	-	1979-80	1979-80



ALL-TIME ROSTER (CONT'D)

NAME	POS	TEAM	REGULAR SEASON					PLAYOFFS					FROM	TO
			GP	G	A	PTS	PIM	GP	G	A	PTS	PIM		
HULL, Brett	RW	PHX	5	0	1	1	0	-	-	-	-	-	2005-06	2005-06
HULSE, Cale	D	PHX	82	3	17	20	123	-	-	-	-	-	2003-04	2005-06
HUNTER, Dave	LW	WPG	34	3	1	4	61	-	-	-	-	-	1988-89	1988-89
HUSCROFT, Jamie	D	PHX	11	0	1	1	27	-	-	-	-	-	1998-99	1998-99
ISBISTER, Brad	RW	PHX	98	13	12	25	148	5	0	0	0	2	1997-98	1998-99
JABLONSKI, Pat	G	PHX	2	0	0	0	0	-	-	-	-	-	1996-97	1996-97
JACKMAN, Tim	RW	PHX	8	0	0	0	21	-	-	-	-	-	2005-06	2005-06
JANNEY, Craig	C	PHX /WPG	158	32	94	126	38	19	1	8	9	4	1995-96	1997-98
JANSSENS, Mark	C	PHX	7	1	2	3	4	1	0	0	0	2	1997-98	1997-98
JARVENPAA, Hannu	RW	WPG	114	11	26	37	83	-	-	-	-	-	1986-87	1988-89
JASPERS, Jason	C	PHX	9	0	1	1	6	-	-	-	-	-	2001-02	2003-04
JOHNSON, Chad	G	PHX	4	0	0	0	0	-	-	-	-	-	2012-13	2012-13
JOHNSON, Jim	D	PHX	71	5	8	13	92	6	0	0	0	4	1996-97	1997-98
JOHNSON, Brent	G	PHX	8	0	0	0	0	-	-	-	-	-	2003-04	2003-04
JOHNSON, Mike	RW	PHX	242	47	112	159	139	5	1	1	2	6	2000-01	2005-06
JOHNSON, Nick	RW	PHX	17	4	2	6	0	-	-	-	-	-	2012-13	2012-13
JOKINEN, Olli	C	PHX	57	21	21	42	49	-	-	-	-	-	2008-09	2008-09
JOMPHE, J.F.	C	PHX	1	0	0	0	2	-	-	-	-	-	1998-99	1998-99
JONES, Brad	LW	WPG	47	9	10	19	6	1	0	0	0	0	1986-87	1989-90
JONES, Matt	D	PHX	106	1	10	11	55	-	-	-	-	-	2005-06	2007-08
JOSEPH, Chris	D	PHX	33	1	1	2	16	-	-	-	-	-	1999-00	2000-01
JOSEPH, Curtis	G	PHX	115	0	1	1	28	-	-	-	-	-	2005-06	2006-07
JOSEPH, Tony	RW	WPG	2	1	0	1	0	-	-	-	-	-	1988-89	1990-91
JOVANOVSKI, Ed	D	PHX	332	47	117	164	336	11	1	1	2	6	2006-07	2010-11
JOYCE, Bob	LW	WPG	2	0	0	0	0	-	-	-	-	-	1991-92	1992-93
JUNEAU, Joe	LW	PHX	69	10	23	33	28	-	-	-	-	-	2000-01	2000-01
KALININ, Dmitri	D	PHX	15	1	3	4	6	-	-	-	-	-	2008-09	2008-09
KAMINSKY, Yan	RW	WPG	1	0	0	0	0	-	-	-	-	-	1993-94	1993-94
KAPANEN, Niko	C	PHX	98	12	25	37	42	-	-	-	-	-	2006-07	2007-08
KENNEDY, Dean	D	WPG	172	5	19	24	269	8	0	0	0	2	1991-92	1993-94
KERR, Alan	RW	WPG	7	0	1	1	2	-	-	-	-	-	1992-93	1992-93
KHABIBULIN, Nikolai	G	PHX /WPG	284	0	6	6	62	24	0	1	1	8	1994-95	1998-99
KHARIN, Sergei	RW	WPG	7	2	3	5	2	-	-	-	-	-	1990-91	1990-91
KILGER, Chad	C	PHX /WPG	63	6	7	13	29	4	1	0	1	0	1995-96	1997-98
KING, Kris	LW	PHX /WPG	341	28	40	68	762	18	1	2	3	25	1992-93	1996-97
KLEE, Ken	D	PHX	68	1	10	11	24	-	-	-	-	-	2008-09	2008-09
KLESLA, Rostislav	D	PHX	119	6	16	22	88	19	2	6	8	11	2010-11	2012-13
KLINKHAMMER, Rob	LW	PHX	22	5	6	11	10	-	-	-	-	-	2012-13	2012-13
KOLANOS, Krystofer	C	PHX	109	17	18	35	74	2	0	0	0	6	2001-02	2005-06
KOROLEV, Igor	RW	PHX /WPG	159	33	58	91	80	7	0	3	3	0	1994-95	1996-97
KORPIKOSKI, Lauri	LW	PHX	268	47	52	99	62	22	1	1	2	6	2009-10	2012-13
KULAK, Stu	RW	WPG	18	2	0	2	24	-	-	-	-	-	1988-89	1988-89
KUMPEL, Mark	RW	WPG	141	19	16	35	50	11	2	0	2	6	1987-88	1990-91
KVASHA, Oleg	LW	PHX	15	4	7	11	6	-	-	-	-	-	2005-06	2005-06
KYLLONEN, Markku	LW	WPG	9	0	2	2	2	-	-	-	-	-	1988-89	1988-89
KYTE, Jim	D	WPG	399	11	25	36	772	24	0	4	4	73	1982-83	1988-89
LABARBERA, Jason	G	PHX	68	0	0	0	4	-	-	-	-	-	2009-10	2012-13
LALOR, Mike	D	WPG	128	6	15	21	140	11	0	2	2	23	1991-92	1992-93
LANG, Robert	C	PHX	64	9	20	29	28	4	0	1	1	0	2009-10	2009-10
LANGKOW, Daymond	C	PHX	316	79	117	196	146	21	2	6	8	4	2001-02	2003-04
													2011-12	2011-12
LANGKOW, Scott	G	PHX /WPG	5	0	0	0	0	-	-	-	-	-	1995-96	1998-99
LARAQUE, Georges	RW	PHX	56	5	17	22	52	-	-	-	-	-	2006-07	2006-07
LAROSE, Guy	C	WPG	10	0	1	1	14	-	-	-	-	-	1988-89	1990-91
LAUEN, Mike	RW	WPG	3	0	1	1	0	-	-	-	-	-	1983-84	1983-84
LEACH, Stephen	RW	PHX	22	1	1	2	37	7	1	1	2	2	1998-99	1998-99
LEBLANC, John	RW	WPG	38	12	3	15	10	-	-	-	-	-	1991-92	1994-95
LECLERC, Mike	LW	PHX	35	9	12	21	29	-	-	-	-	-	2005-06	2005-06
LECUYER, Doug	LW	WPG	45	6	17	23	66	-	-	-	-	-	1980-81	1980-81
LEGGE, Barry	D	WPG	76	1	8	9	126	-	-	-	-	-	1980-81	1981-82
LEHOUX, Yanick	C	PHX	10	2	2	4	6	-	-	-	-	-	2005-06	2006-07
LEMAY, Moe	LW	WPG	10	1	0	1	14	-	-	-	-	-	1988-89	1988-89
LEMIEUX, Claude	RW	PHX	164	32	49	81	158	5	0	0	0	2	2000-01	2002-03
LEMIEUX, Jocelyn	RW	PHX	32	4	3	7	27	2	0	0	0	4	1996-97	1997-98
LENEVEU, David	G	PHX	21	0	0	0	0	-	-	-	-	-	2005-06	2006-07

ALL-TIME ROSTER (CONT'D)

NAME	POS	TEAM	REGULAR SEASON					PLAYOFFS					FROM	TO
			GP	G	A	PTS	PIM	GP	G	A	PTS	PIM		
LEPISTO, Sami	D	PHX	117	5	17	22	97	7	1	0	1	6	2009-10	2010-11
LESUK, Bill	LW	WPG	49	0	1	1	43	-	-	-	-	-	1979-80	1979-80
LETOWSKI, Trevor	C	PHX	206	30	43	73	58	5	1	1	2	4	1998-99	2001-02
LEVIE, Craig	D	WPG	62	8	14	22	80	-	-	-	-	-	1981-82	1982-83
LEVINS, Scott	RW	PHX / WPG	11	0	1	1	23	-	-	-	-	-	1992-93	1992-93
													1997-98	1997-98
LINDSTROM, Joakim	LW	PHX	44	9	11	20	28	-	-	-	-	-	2008-09	2008-09
LINDSTROM, Willy	RW	WPG	288	98	91	189	106	4	2	1	3	2	1979-80	1982-83
LISIN, Enver	RW	PHX	78	18	10	28	46	-	-	-	-	-	2006-07	2008-09
LOMBARDI, Matthew	C	PHX	118	28	49	77	54	7	1	5	6	2	2008-09	2009-10
													2012-13	2012-13
LONG, Barry	D	WPG	70	6	19	25	46	-	-	-	-	-	1980-81	1981-82
LOUSTEL, Ron	G	WPG	1	0	0	0	0	-	-	-	-	-	1980-81	1980-81
LUKOWICH, Morris	LW	WPG	431	168	177	345	438	7	0	2	2	16	1979-80	1984-85
LUMME, Jyrki	D	PHX	192	19	74	93	122	12	0	2	2	8	1998-99	2000-01
LUNDHOLM, Bengt	LW	WPG	275	48	95	143	72	14	3	4	7	14	1981-82	1985-86
LUNDMARK, Jamie	C	PHX	38	5	13	18	36	-	-	-	-	-	2005-06	2005-06
MacDERMID, Paul	RW	WPG	172	32	42	74	379	7	0	2	2	8	1989-90	1991-92
MacIVER, Don	D	WPG	6	0	0	0	2	-	-	-	-	-	1979-80	1979-80
MACIVER, Norm	D	PHX / WPG	112	11	40	51	88	12	1	1	2	4	1995-96	1997-98
MacLEAN, Brett	LW	PHX	13	2	1	3	2	-	-	-	-	-	2010-11	2010-11
MacLEAN, Don	C	PHX	9	1	1	2	0	-	-	-	-	-	2006-07	2006-07
MacLEAN, Paul	RW	WPG	528	248	270	518	726	35	16	10	26	76	1981-82	1987-88
MALGUNAS, Stewart	D	WPG	29	0	1	1	32	-	-	-	-	-	1995-96	1995-96
MANERY, Kris	LW	WPG	63	19	13	32	30	-	-	-	-	-	1979-80	1980-81
MANN, Jimmy	RW	WPG	202	9	12	21	598	4	0	0	0	7	1979-80	1983-84
MANSON, Dave	D	PHX / WPG	205	14	59	73	559	6	2	1	3	30	1993-94	1996-97
MANTHA, Moe	D	WPG	318	31	125	156	203	16	5	10	15	18	1980-81	1983-84
													1989-90	1991-92
MARA, Paul	D	PHX	323	38	104	142	268	5	0	0	0	4	2000-01	2005-06
MARCHMENT, Bryan	D	WPG	37	2	4	6	121	-	-	-	-	-	1988-89	1990-91
MARKELL, John	LW	WPG	52	11	10	21	36	-	-	-	-	-	1979-80	1980-81
MARKOV, Danny	D	PHX	136	10	46	56	103	-	-	-	-	-	2001-02	2002-03
MAROIS, Mario	D	WPG	255	17	116	133	178	18	2	11	13	35	1985-86	1988-89
													1991-92	1991-92
MARSH, Peter	RW	WPG	81	16	25	41	68	-	-	-	-	-	1979-80	1980-81
MARTIN, Craig	RW	WPG	20	0	1	1	19	-	-	-	-	-	1994-95	1994-95
MARTIN, Tom	LW	WPG	24	2	0	2	91	3	0	0	0	2	1984-85	1986-87
MATTSSON, Markus	G	WPG	52	0	2	2	0	-	-	-	-	-	1979-80	1980-81
MAXWELL, Bryan	D	WPG	102	8	25	33	268	3	1	0	1	23	1981-82	1983-84
MAY, Brad	LW	PHX	154	24	30	54	234	5	0	0	0	0	2000-01	2002-03
McBAIN, Andrew	RW	WPG	408	101	129	230	421	24	5	7	12	39	1983-84	1988-89
McBEAN, Wayne	D	WPG	31	2	9	11	24	-	-	-	-	-	1993-94	1993-94
McCLELLAND, Kevin	RW	WPG	6	0	0	0	19	-	-	-	-	-	1993-94	1993-94
McCRIMMON, Brad	D	PHX	37	1	5	6	18	-	-	-	-	-	1996-97	1996-97
McFALL, Dan	D	WPG	9	0	1	1	0	-	-	-	-	-	1984-85	1985-86
McGRATTAN, Brian	RW	PHX	5	0	0	0	22	-	-	-	-	-	2008-09	2008-09
McKENZIE, Jim	LW	PHX / WPG	202	12	9	21	548	9	0	0	0	4	1995-96	1997-98
McLLWAIN, Dave	RW	WPG	143	40	38	78	108	7	0	1	1	2	1989-90	1991-92
McREYNOLDS, Brian	C	WPG	9	0	2	2	4	-	-	-	-	-	1989-90	1989-90
McTAVISH, Gord	C	WPG	10	1	3	4	2	-	-	-	-	-	1979-80	1979-80
MELROSE, Barry	D	WPG	92	5	7	12	164	-	-	-	-	-	1979-80	1980-81
MELAMETSA, Anssi	LW	WPG	27	0	3	3	2	-	-	-	-	-	1985-86	1985-86
MEYER, Freddy	D	PHX	5	0	0	0	0	-	-	-	-	-	2007-08	2007-08
MICHALEK, Zbynek	D	PHX	427	26	89	115	202	7	0	2	2	2	2005-06	2009-10
													2012-13	2012-13
MIDDLEBROOK, Lindsay	G	WPG	24	0	0	0	0	-	-	-	-	-	1979-80	1980-81
MIELE, Andy	C	PHX	8	0	0	0	6	-	-	-	-	-	2011-12	2012-13
MIKULCHIK, Oleg	D	WPG	29	0	3	3	29	-	-	-	-	-	1993-94	1994-95
MILLS, Craig	RW	WPG	4	0	2	2	0	1	0	0	0	0	1995-96	1995-96
MIRONOV, Boris	D	WPG	65	7	22	29	96	-	-	-	-	-	1993-94	1993-94
MOFFAT, Lyle	LW	WPG	74	10	9	19	38	-	-	-	-	-	1979-80	1979-80
MONTOYA, Al	G	PHX	5	0	0	0	0	-	-	-	-	-	2008-09	2008-09
MORE, Jayson	D	PHX	64	6	11	17	90	7	0	0	0	7	1996-97	1997-98



ALL-TIME ROSTER (CONT'D)

NAME	POS	TEAM	REGULAR SEASON					PLAYOFFS					FROM	TO
			GP	G	A	PTS	PIM	GP	G	A	PTS	PIM		
MORRIS, Derek	D	PHX	481	33	102	135	378	20	3	7	10	35	2003-04	2008-09
													2009-10	2012-13
MORRISON, Michael	G	PHX	4	0	0	0	0	-	-	-	-	-	2006-07	2006-07
MOSS, David	RW	PHX	45	5	15	20	21	-	-	-	-	-	2012-13	2012-13
MUELLER, Peter	C	PHX	207	39	68	107	64	-	-	-	-	-	2007-08	2009-10
MULHERN, Richard	D	WPG	19	0	4	4	14	-	-	-	-	-	1980-81	1980-81
MULLEN, Brian	LW	WPG	372	124	172	296	132	26	7	9	16	16	1982-83	1986-87
MUNI, Craig	D	WPG	25	1	3	4	37	6	0	1	1	2	1995-96	1995-96
MURLEY, Matt	LW	PHX	3	0	1	1	0	-	-	-	-	-	2007-08	2007-08
MURRAY, Garth	C	PHX	10	0	0	0	12	-	-	-	-	-	2008-09	2008-09
MURRAY, Rob	C	PHX /WPG	49	2	5	7	34	-	-	-	-	-	1991-92	1998-99
MURRAY, Troy	C	WPG	103	20	34	54	103	7	0	0	0	2	1991-92	1992-93
NAGY, Ladislav	LW	PHX	321	92	157	249	312	5	0	0	0	21	2000-01	2006-07
NASH, Tyson	LW	PHX	119	3	11	14	194	-	-	-	-	-	2003-04	2005-06
NAZAROV, Andrei	LW	PHX	122	10	5	15	311	3	0	0	0	2	2001-02	2003-04
NECKAR, Stan	D	PHX	130	4	11	15	109	11	0	1	1	4	1998-99	2000-01
NEDVED, Petr	C	PHX	25	2	9	11	34	-	-	-	-	-	2005-06	2005-06
NEUFELD, Ray	RW	WPG	249	61	66	127	388	18	6	3	9	46	1985-86	1988-89
NIKULIN, Alexander	C	PHX	1	0	0	0	0	-	-	-	-	-	2008-09	2008-09
NILL, Jim	RW	WPG	141	17	21	38	209	14	0	1	1	39	1984-85	1987-88
NOKELAINEN, Petteri	C	PHX	22	1	2	3	6	5	0	0	0	2	2009-10	2009-10
													2011-12	2011-12
NOLAN, Owen	RW	PHX	76	16	24	40	56	-	-	-	-	-	2006-07	2006-07
NOONAN, Brian	RW	PHX	7	0	0	0	0	5	0	2	2	4	1998-99	1998-99
NORWICH, Craig	D	WPG	70	10	35	45	36	-	-	-	-	-	1979-80	1979-80
NOVOSELTSEV, Ivan	RW	PHX	17	2	0	2	6	-	-	-	-	-	2003-04	2003-04
NUMMINEN, Teppo	D	PHX /WPG	1098	108	426	534	405	50	8	8	16	20	1988-89	2002-03
ODELEIN, Lyle	D	PHX	16	1	7	8	19	5	0	0	0	16	1999-00	1999-00
O'DONNELL, Sean	D	PHX	57	1	7	8	121	-	-	-	-	-	2005-06	2005-06
OLAUSSEN, Fredrik	D	WPG	496	86	249	335	196	35	4	13	17	12	1986-87	1993-94
OLCZYK, Eddie	C	WPG	214	95	106	201	235	12	3	3	6	10	1990-91	1992-93
													1994-95	1995-96
OLIVER, David	RW	PHX	9	1	0	1	2	-	-	-	-	-	1999-00	1999-00
O'NEILL, Mike	G	WPG	20	0	0	0	0	-	-	-	-	-	1991-92	1993-94
O'REILLY, Cal	C	PHX	22	2	3	5	2	-	-	-	-	-	2011-12	2011-12
OSBORNE, Mark	LW	WPG	80	12	20	32	124	-	-	-	-	-	1990-91	1991-92
OSIECKI, Mark	D	WPG	4	1	0	1	2	-	-	-	-	-	1992-93	1992-93
O'SULLIVAN, Patrick	C	PHX	23	2	2	4	2	-	-	-	-	-	2011-12	2011-12
PASLAWSKI, Greg	RW	WPG	114	27	40	67	24	7	1	3	4	0	1989-90	1990-91
PAYNTER, Kent	D	WPG	5	0	0	0	4	-	-	-	-	-	1991-92	1991-92
PEDERSON, Denis	C	PHX	19	1	1	2	20	5	0	2	2	0	2001-02	2001-02
PELLERIN, Scott	LW	PHX	23	0	1	1	8	-	-	-	-	-	2002-03	2002-03
PELLETIER, Jean-Marc	G	PHX	6	0	0	0	0	-	-	-	-	-	2002-03	2003-04
PENNEY, Steve	G	WPG	15	0	0	0	7	-	-	-	-	-	1986-87	1987-88
PERRAULT, Joel	C	PHX	78	12	14	26	68	-	-	-	-	-	2005-06	2009-10
PERREAULT, Yanic	C	PHX	49	19	14	33	30	-	-	-	-	-	2006-07	2006-07
PETIT, Michel	D	PHX	32	4	2	6	77	5	0	0	0	8	1997-98	1998-99
PICARD, Robert	D	WPG	160	20	43	63	158	11	2	2	4	20	1983-84	1985-86
PLANTERY, Mark	D	WPG	25	1	5	6	14	-	-	-	-	-	1980-81	1980-81
POESCHEK, Rudy	RW	WPG	5	0	0	0	22	-	-	-	-	-	1990-91	1991-92
POOLEY, Paul	RW	WPG	15	0	3	3	0	-	-	-	-	-	1984-85	1985-86
PORTER, Kevin	C	PHX	38	5	5	10	4	-	-	-	-	-	2008-09	2009-10
POULIOT, Marc-Antoine	C	PHX	13	0	4	4	2	8	1	1	2	2	2011-12	2011-12
PRUCHA, Petr	RW	PHX	109	15	18	33	33	7	1	2	3	4	2008-09	2010-11
PRUST, Brandon	RW	PHX	11	0	1	1	29	-	-	-	-	-	2008-09	2008-09
PYATT, Taylor	LW	PHX	223	39	34	73	89	27	6	3	9	4	2009-10	2011-12
QUINT, Deron	D	PHX /WPG	271	27	56	83	104	7	0	2	2	0	1995-96	1999-00
													2002-03	2002-03
QUINTAL, Stephane	D	WPG	124	14	35	49	197	-	-	-	-	-	1993-94	1994-95
RADIVOJEVIC, Branko	RW	PHX	150	25	31	56	103	1	0	0	0	2	2001-02	2003-04
RALPH, Brad	LW	PHX	1	0	0	0	0	-	-	-	-	-	2000-01	2000-01
RANHEIM, Paul	LW	PHX	40	3	4	7	10	-	-	-	-	-	2002-03	2002-03
REDDICK, Eldon	G	WPG	117	0	1	1	20	3	0	0	0	0	1986-87	1988-89
REICHEL, Robert	C	PHX	13	7	6	13	4	7	1	3	4	2	1998-99	1998-99
REINPRECHT, Steven	C	PHX	231	51	92	143	82	-	-	-	-	-	2005-06	2008-09

ALL-TIME ROSTER (CONT'D)

NAME	POS	TEAM	REGULAR SEASON					PLAYOFFS					FROM	TO
			GP	G	A	PTS	PIM	GP	G	A	PTS	PIM		
REIRDEN, Todd	D	PHX	7	0	2	2	4	-	-	-	-	-	2003-04	2003-04
RENNBERG, Mikael	RW	PHX	10	2	4	6	2	5	1	2	3	4	1999-00	1999-00
RHEAUME, Pascal	C	PHX	1	0	0	0	0	-	-	-	-	-	2005-06	2005-06
RICCI, Mike	C	PHX	85	10	7	17	73	-	-	-	-	-	2005-06	2006-07
RILEY, Bill	RW	WPG	14	3	2	5	7	-	-	-	-	-	1979-80	1979-80
RILOUX, Gerry	RW	WPG	9	0	0	0	6	-	-	-	-	-	1979-80	1979-80
RIVERS, Jamie	D	PHX	18	0	5	5	26	-	-	-	-	-	2005-06	2005-06
ROCHE, Travis	D	PHX	50	6	13	19	22	-	-	-	-	-	2006-07	2006-07
ROENICK, Jeremy	C	PHX	454	152	227	379	596	18	9	9	18	18	1996-97	2006-07
ROMANIUK, Russ	LW	WPG	85	10	14	24	46	1	0	0	0	0	1991-92	1994-95
RONAN, Ed	RW	WPG	17	0	0	0	16	-	-	-	-	-	1995-96	1995-96
RONNING, Cliff	C	PHX	156	32	81	113	64	13	1	10	11	16	1996-97	1998-99
ROONEY, Steve	LW	WPG	86	9	9	18	274	13	1	0	1	67	1986-87	1987-88
ROUSSEL, Dominic	G	WPG	7	0	0	0	2	-	-	-	-	-	1995-96	1995-96
ROZSIVAL, Michal	D	PHX	87	4	15	19	54	19	0	0	0	4	2010-11	2011-12
RUNDBLAD, David	D	PHX	14	0	4	4	0	-	-	-	-	-	2011-12	2012-13
RUPP, Michael	C	PHX	7	0	1	1	6	-	-	-	-	-	2003-04	2005-06
SAFRONOV, Kirill	D	PHX	1	0	0	0	0	-	-	-	-	-	2001-02	2001-02
SANDERSON, Geoff	LW	PHX	75	25	21	46	58	-	-	-	-	-	2005-06	2005-06
SAPRYKIN, Oleg	LW	PHX	126	25	34	59	104	-	-	-	-	-	2005-06	2006-07
SAUER, Kurt	D	PHX	69	1	6	7	36	-	-	-	-	-	2008-09	2009-10
SAUVE, Philippe	G	PHX	5	0	0	0	0	-	-	-	-	-	2005-06	2005-06
SAVAGE, Brian	LW	PHX	134	24	29	53	66	5	0	0	0	0	2001-02	2003-04
SAVARD, Serge	D	WPG	123	6	21	27	55	7	0	0	0	4	1981-82	1982-83
SAWYER, Kevin	LW	PHX	3	0	0	0	12	-	-	-	-	-	1999-00	1999-00
SCATCHARD, Dave	C	PHX	93	14	17	31	156	-	-	-	-	-	2005-06	2006-07
SCHLEMKO, David	D	PHX	139	7	30	37	54	9	1	0	1	4	2008-09	2012-13
SCHOFIELD, Dwight	D	WPG	18	0	0	0	33	-	-	-	-	-	1987-88	1987-88
SCHNEIDER, Mathieu	D	PHX	8	0	4	4	4	3	1	0	1	0	2009-10	2009-10
SELANNE, Teemu	RW	WPG	231	147	159	306	87	6	4	2	6	2	1992-93	1995-96
SEIDENBERG, Dennis	D	PHX	66	2	11	13	30	-	-	-	-	-	2005-06	2006-07
SEPPA, Jyrki	D	WPG	13	0	2	2	6	-	-	-	-	-	1983-84	1983-84
SHANNON, Darrin	LW	PHX / WPG	451	77	149	226	328	31	6	7	13	30	1991-92	1997-98
SHANNON, Darryl	D	WPG	108	7	20	27	138	-	-	-	-	-	1993-94	1995-96
SHTALENKOV, Mikhail	G	PHX	19	0	3	3	2	-	-	-	-	-	1998-99	1999-00
SILK, Dave	RW	WPG	32	2	4	6	63	1	0	0	0	2	1985-86	1985-86
SILLINGER, Mike	C	PHX	60	8	6	14	54	-	-	-	-	-	2003-04	2003-04
SIMON, Jason	LW	PHX	1	0	0	0	0	-	-	-	-	-	1996-97	1996-97
SIMPSON, Todd	D	PHX	146	4	21	25	299	5	0	2	2	6	2000-01	2002-03
SJOBERG, Lars-Erik	D	WPG	79	7	27	34	48	-	-	-	-	-	1979-80	1979-80
SJOSTROM, Fredrik	RW	PHX	261	32	41	63	126	-	-	-	-	-	2003-04	2007-08
SKRIKO, Petri	LW	WPG	15	2	3	5	4	-	-	-	-	-	1991-92	1991-92
SLANEY, John	D	PHX	55	3	14	17	24	-	-	-	-	-	1997-98	1997-98
SMALL, Doug	LW	WPG	691	189	208	397	466	41	9	2	11	49	1980-81	1990-91
SMITH, Gary	G	WPG	20	0	0	0	25	-	-	-	-	-	1979-80	1979-80
SMITH, Gord	D	WPG	13	0	0	0	8	-	-	-	-	-	1979-80	1979-80
SMITH, Mike	G	PHX	101	0	2	2	16	16	0	1	1	14	2011-12	2012-13
SMITH, Wyatt	C	PHX	54	3	7	10	13	-	-	-	-	-	1999-00	2001-02
SOETAERT, Doug	G	WPG	130	0	6	6	38	4	0	0	0	0	1981-82	1983-84
SPILLER, Matthew	D	PHX	59	0	1	1	67	-	-	-	-	-	2003-04	2005-06
SPRING, Don	D	WPG	259	1	54	55	80	6	0	0	0	10	1980-81	1983-84
STAFFORD, Garrett	D	PHX	2	0	0	0	0	-	-	-	-	-	2010-11	2010-11
STAMLER, Lorne	LW	WPG	62	8	7	15	12	-	-	-	-	-	1979-80	1979-80
STANIOWSKI, Ed	G	WPG	62	0	6	6	4	2	0	0	0	0	1981-82	1982-83
STAPLETON, Mike	C	PHX / WPG	253	28	39	67	143	26	1	0	1	37	1995-96	1998-99
STEEN, Anders	C	WPG	42	5	11	16	22	-	-	-	-	-	1980-81	1980-81
STEEN, Thomas	C	WPG	950	264	553	817	753	56	12	32	44	62	1981-82	1994-95
STEMPNIAK, Lee	RW	PHX	100	33	23	56	27	11	0	2	2	0	2009-10	2010-11
STEWART, Ryan	RW	WPG	3	1	0	1	0	-	-	-	-	-	1985-86	1985-86
STONE, Michael	D	PHX	53	6	6	12	18	2	0	0	0	0	2011-12	2012-13
STUTZEL, Mike	LW	PHX	9	0	0	0	0	-	-	-	-	-	2003-04	2003-04
SUCHY, Radoslav	D	PHX	372	12	51	63	74	10	1	1	2	0	1999-00	2003-04
SULLIVAN, Mike	C	PHX	256	13	20	33	66	10	0	1	1	2	1998-99	2001-02
SULLIVAN, Peter	C	WPG	126	28	54	82	40	-	-	-	-	-	1979-80	1980-81
SULLIVAN, Steve	LW	PHX	33	5	7	12	20	-	-	-	-	-	2012-13	2012-13



ALL-TIME ROSTER (CONT'D)

NAME	POS	TEAM	REGULAR SEASON					PLAYOFFS					FROM	TO
			GP	G	A	PTS	PIM	GP	G	A	PTS	PIM		
SUMMERS, Chris	D	PHX	29	0	3	3	24	-	-	-	-	-	2010-11	2012-13
SYKES, Phil	LW	WPG	170	25	18	43	157	11	0	1	1	9	1989-90	1991-92
TABARACCI, Rick	G	WPG	61	0	2	2	22	7	0	0	0	0	1990-91	1992-93
TAFFE, Jeff	C	PHX	98	15	13	28	26	-	-	-	-	-	2002-03	2006-07
TAGLIANETTI, Peter	D	WPG	207	10	37	47	604	14	1	1	2	20	1984-85	1989-90
TANABE, David	D	PHX	66	5	11	16	30	-	-	-	-	-	2003-04	2005-06
TELLQVIST, Mikael	G	PHX	67	0	2	2	2	-	-	-	-	-	2006-07	2008-09
THOMAS, Bill	RW	PHX	40	9	8	17	10	-	-	-	-	-	2005-06	2007-08
THOMPSON, Brent	D	PHX/WPG	40	0	1	1	106	-	-	-	-	-	1994-95	1996-97
TIKHONOV, Viktor	LW	PHX	61	8	8	16	20	-	-	-	-	-	2008-09	2008-09
TILEY, Brad	D	PHX	9	0	0	0	0	1	0	0	0	0	1997-98	1998-99
TJARNQVIST, Mathias	LW	PHX	104	9	11	20	36	-	-	-	-	-	2006-07	2007-08
TKACHUK, Keith	LW	PHX /WPG	640	323	300	623	1508	44	19	9	28	100	1991-92	2000-01
TOCCHET, Rick	RW	PHX	213	64	66	130	371	13	6	5	11	33	1997-98	1999-00
TOMALTY, Glenn	LW	WPG	1	0	0	0	0	-	-	-	-	-	1979-80	1979-80
TOMLINSON, Dave	C	WPG	31	1	3	4	24	-	-	-	-	-	1993-94	1993-94
TORDJMAN, Josh	G	PHX	2	0	0	0	0	-	-	-	-	-	2008-09	2008-09
TORRES, Raffi	LW	PHX	107	20	18	38	96	3	1	1	2	2	2011-12	2012-13
TRIMPER, Tim	LW	WPG	140	23	23	46	138	1	0	0	0	0	1980-81	1983-84
TRUDEL, Jean-Guy	LW	PHX	4	0	0	0	2	-	-	-	-	-	1999-00	2001-02
TURCOTTE, Alfie	C	WPG	17	1	3	4	2	-	-	-	-	-	1987-88	1988-89
TURCOTTE, Darren	C	WPG	59	16	16	32	26	-	-	-	-	-	1995-96	1995-96
TURRIS, Kyle	C	PHX	137	19	27	46	43	4	1	2	3	2	2007-08	2011-12
TURNBULL, Perry	C	WPG	172	43	57	100	357	12	0	2	2	47	1984-85	1986-87
TVERDOVSKY, Oleg	D	PHX /WPG	241	24	83	107	80	25	0	11	11	6	1995-96	1998-99
ULANOV, Igor	D	WPG	176	5	43	48	385	11	0	0	0	43	1991-92	1994-95
UPSHALL, Scottie	LW	PHX	129	42	30	72	118	-	-	-	-	-	2008-09	2010-11
VAANANEN, Ossi	D	PHX	291	10	35	45	333	5	0	0	0	6	2000-01	2003-04
VANDERMEER, Jim	D	PHX	62	4	8	12	60	0	0	0	0	0	2009-10	2009-10
VANDERMEER, Pete	LW	PHX	2	0	0	0	0	-	-	-	-	-	2007-08	2007-08
VASILYEV, Andrei	LW	PHX	1	0	0	0	0	-	-	-	-	-	1998-99	1998-99
VEISOR, Mike	G	WPG	8	0	0	0	0	1	0	0	0	0	1983-84	1983-84
VERMETTE, Antoine	C	PHX	70	16	15	31	52	16	5	5	10	24	2011-12	2012-13
VISHEAU, Mark	D	WPG	1	0	0	0	0	-	-	-	-	-	1993-94	1993-94
VITOLINSH, Harijs	C	WPG	8	0	0	0	4	-	-	-	-	-	1993-94	1993-94
VRBATA, Radim	RW	PHX	348	117	120	237	96	27	6	8	14	12	2007-08	2007-08
													2009-10	2012-13
WAITE, Jimmy	G	PHX	33	0	0	0	4	4	0	0	0	0	1997-98	1998-99
WAKALUK, Darcy	G	PHX	16	0	1	1	4	-	-	-	-	-	1996-97	1996-97
WARRINER, Todd	LW	PHX	18	0	3	3	8	-	-	-	-	-	2001-02	2001-02
WATKINS, Matt	RW	PHX	1	0	0	0	0	-	-	-	-	-	2011-12	2011-12
WATTERS, Tim	D	WPG	438	21	101	122	760	28	1	2	3	49	1981-82	1987-88
WELLER, Craig	RW	PHX	59	3	8	11	80	-	-	-	-	-	2007-08	2007-08
WESTRUM, Erik	C	PHX	15	1	1	2	20	-	-	-	-	-	2003-04	2003-04
WHEELDON, Simon	C	WPG	4	0	0	0	4	-	-	-	-	-	1990-91	1990-91
WHELTON, Bill	D	WPG	2	0	0	0	0	-	-	-	-	-	1980-81	1980-81
WHITNEY, Ray	LW	PHX	157	41	93	134	52	20	3	7	10	12	2010-11	2011-12
WILKINSON, Neil	D	WPG	61	2	8	10	108	-	-	-	-	-	1994-95	1995-96
WILSON, Landon	RW	PHX	183	32	36	68	180	4	0	0	0	12	2000-01	2003-04
WILSON, Ron	C	WPG	536	75	134	209	236	23	7	6	13	6	1979-80	1987-88
WINNIK, Daniel	LW	PHX	202	18	34	52	100	7	0	0	0	0	2007-08	2009-10
WOLSKI, Wojtek	LW	PHX	54	12	22	34	16	7	4	1	5	0	2009-10	2010-11
YANDLE, Keith	D	PHX	413	53	164	217	277	27	3	16	19	14	2006-07	2012-13
YLONEN, Juha	C	PHX	261	22	65	87	80	3	0	2	2	2	1996-97	2000-01
YONKMAN, Nolan	D	PHX	16	0	1	1	39	-	-	-	-	-	2010-11	2010-11
YORK, Mike	LW	PHX	63	6	8	14	4	-	-	-	-	-	2007-08	2007-08
YOUNG, Tim	RW	WPG	44	15	19	34	25	1	0	1	1	0	1983-84	1983-84
YSEBAERT, Paul	C	WPG	60	9	18	27	18	-	-	-	-	-	1993-94	1993-94
ZHAMNOV, Alexei	C	WPG	235	103	164	267	205	12	2	3	5	10	1992-93	1995-96
ZIGOMANIS, Mike	C	PHX	108	16	10	26	52	-	-	-	-	-	2006-07	2007-08

ALL-TIME GOALTENDERS

GOALTENDER	TEAM	GP	MIN	GA	SO	GAA	SV%	W-L-T-OT	FROM	TO
AEBISCHER, David	PHX	1	60	3	0	3.00	.909	0-1-0	2007-08	2007-08
AULD, Alex	PHX	9	508	30	1	3.54	.880	3-6-0	2007-08	2007-08
BEAUREGARD, Stephane	WPG	74	3600	209	2	3.48	.885	16-30-11	1989-90	1991-92
									1993-94	1993-94
BEHREND, Marc	WPG	38	1946	160	1	4.93	.844	12-19-2	1983-84	1985-86
BERTHIAUME, Daniel	WPG	120	6598	399	5*	3.63	.876	50-45-13	1986-87	1989-90
BIERK, Zac	PHX	20	1074	44	1	2.46	.924	4-10-3	2002-03	2003-04
BOUCHARD, Dan	WPG	32	1696	107	2	3.79	.865	11-14-2	1985-86	1985-86
BOUCHER, Brian	PHX	96	5420	269	5	2.98	.898	28-45-18-0	2002-03	2005-06
BRYZGALOV, Ilya	PHX	257	15070	639	21	2.53	.919	130-93-27	2007-08	2010-11
BURKE, Sean	PHX	211	12348	491	15	2.39	.919	97-78-29	1999-00	2003-04
CHEVELDAE, Tim	WPG	74	4054	260	1	3.85	.884	21-42-7	1993-94	1995-96
CHEVRIER, Alain	WPG	22	1092	78	1	4.29	.859	8-8-2	1988-89	1988-89
CLIMIE, Matt	PHX	1	32	1	0	1.88	.938	0-0-0	2010-11	2010-11
DesROCHERS, Patrick	PHX	9	418	26	0	3.73	.861	1-5-1	2001-02	2002-03
DION, Michel	WPG	14	757	61	0	4.83	.864	3-6-3	1980-81	1980-81
DRAPER, Tom	WPG	9	513	41	0	4.80	.824	3-5-0	1988-89	1989-90
									1995-96	1995-96
DUFFUS, Parris	PHX	1	29	1	0	2.07	.875	0-0-0	1996-97	1996-97
ESCHE, Robert	PHX	58	3033	150	3	2.97	.897	18-24-6	1998-99	2001-02
ESSENSA, Bob	PHX /WPG	311	17244	955	15	3.32	.894	129-124-35	1988-89	1993-94
									1999-00	1999-00
HAMEL, Pierre	WPG	64	3570	258	0	4.34	.869	12-39-7	1979-80	1980-81
HAYWARD, Brian	WPG	165	9172	654	1	4.28	.865	63-75-17	1982-83	1985-86
HOLDEN, Mark	WPG	4	213	15	0	4.23	.856	2-0-0	1984-85	1984-85
HRIVNAK, Jim	WPG	3	180	13	0	4.33	.865	2-1-0	1992-93	1992-93
JABLONSKI, Pat	PHX	2	59	2	0	2.03	.917	0-1-0	1996-97	1996-97
JOHNSON, Chad	PHX	4	247	5	1	1.21	.954	2-0-2	2012-13	2012-13
JOHNSON, Brent	PHX	8	486	21	0	2.59	.914	1-6-1	2003-04	2003-04
JOSEPH, Curtis	PHX	115	6417	325	8	3.04	.898	50-52-5	2005-06	2006-07
KHABIBULIN, Nikolai	PHX/WPG	284	16030	735	21	2.75	.908	126-113-30	1994-95	1998-99
LABARBERA, Jason	PHX	68	3552	156	2	2.64	.918	22-26-9	2009-10	2012-13
LANGKOW, Scott	PHX /WPG	5	178	13	0	4.38	.835	0-1-1	1995-96	1998-99
LeNEVEU, David	PHX	21	1047	59	0	3.38	.894	5-9-0	2005-06	2006-07
LOUSTEL, Ron	WPG	1	60	10	0	10.00	.804	0-1-0	1980-81	1980-81
MATTSSON, Markus	WPG	52	2907	193	3	3.98	.875	8-32-4	1979-80	1980-81
McELHINNEY, Curtis	PHX	1	72	2	0	1.67	.944	1-0-0	2011-12	2011-12
MIDDLEBROOK, Lindsay	WPG	24	1233	105	0	5.11	.856	2-17-3	1979-80	1980-81
MONTOYA, Al	PHX	5	259	9	1	2.08	.925	3-1-0	2008-09	2008-09
MORRISON, Mike	PHX	4	127	13	0	6.14	.790	0-3-0	2006-07	2006-07
O'NEILL, Michael	WPG	20	824	58	0	4.22	.863	0-9-2	1991-92	1993-94
PELLETIER, Jean-Marc	PHX	6	294	18	0	3.67	.864	1-3-0	2002-03	2003-04
PENNEY, Steve	WPG	15	712	55	0	4.63	.828	3-8-2	1986-87	1987-88
REDDICK, Eldon	WPG	117	6358	395	1*	3.73	.873	41-51-14	1986-87	1988-89
ROUSSEL, Dominic	WPG	7	285	16	0	3.37	.881	2-2-0	1995-96	1995-96
SAUVE, Philippe	PHX	5	187	17	0	5.45	.867	0-4-0-0	2005-06	2005-06
SHTALENKOV, Mikhail	PHX	19	1147	45	2	2.35	.905	8-8-3	1998-99	1999-00
SMITH, Gary	WPG	20	1073	73	0	4.08	.873	4-11-4	1979-80	1979-80
SMITH, Mike	PHX	101	5859	228	13	2.33	.924	53-30-15	2011-12	2012-13
SOETAERT, Doug	WPG	130	7226	511	2	4.24	.869	50-48-21	1981-82	1983-84
STANIOWSKI, Ed	WPG	63	3510	247	2	4.22	.866	24-27-6	1981-82	1983-84
TABARACCI, Rick	WPG	61	3018	193	1	3.84	.874	15-26-7	1990-91	1992-93
TELLQVIST, Mikael	PHX	67	3613	184	4	3.06	.897	27-24-6	2006-07	2008-09
TORDJMAN, Josh	PHX	2	118	8	0	4.07	.871	0-2-0	2008-09	2008-09
VEISOR, Mike	WPG	8	420	26	0	3.71	.849	4-1-2	1983-84	1983-84
WAITE, Jimmy	PHX	33	1691	69	2	2.45	.903	11-11-5	1997-98	1998-99
WAKALUK, Darcy	PHX	16	782	39	1	2.99	.899	8-3-1	1996-97	1996-97

*Daniel Berthiaume and Eldon Reddick shared one shutout during the 1986-87 season

NOTE: Starting in 2005-06, goaltenders can no longer earn ties but losses in overtime or a shootout count in the OT column.



1979-80 WINNIPEG JETS

20-49-11 (51 points), 5th Smythe Division

PLAYER	GP	G	A	PTS	PIM	PLAYER	GP	G	A	PTS	PIM
Morris Lukowich	78	35	39	74	77	Hilliard Graves	35	1	5	6	15
Peter Sullivan	79	24	35	59	20	Bill Riley	14	3	2	5	7
Ron Wilson	79	21	36	57	28	Gord McTavish	10	1	3	4	2
Willy Lindstrom	79	23	26	49	20	Dave Hoyda	15	1	1	2	35
Craig Norwich	70	10	35	45	36	John Bethel	17	0	2	2	4
Peter Marsh	57	18	20	38	59	Pierre Hamel	35	0	2	2	10
Lars Erik Sjoberg	79	7	27	34	48	Pat Daley	5	1	0	1	4
Jude Drouin	78	8	16	24	50	Bob Guindon	6	0	1	1	0
Scott Campbell	63	3	17	20	136	Bill Lesuk	49	0	1	1	43
Lyle Moffat	74	10	9	19	38	Glenn Tomalty	1	0	0	0	0
Dave Christian	15	8	10	18	2	Larry Hopkins	5	0	0	0	0
John Markell	38	10	7	17	21	Don MacIver	6	0	0	0	2
Lorne Stamler	62	8	7	15	12	Gerry Rioux	9	0	0	0	6
Al Cameron	63	3	11	14	72	Lindsay Middlebrook	10	0	0	0	0
Ross Cory	46	2	9	11	32	Gord Smith	13	0	0	0	8
*Kris Manery	16	6	4	10	6	Wayne Dillon	13	0	0	0	2
#Bobby Hull	18	4	6	10	0	Mike Amodeo	19	0	0	0	2
Barry Melrose	74	4	6	10	124	Gary Smith	20	0	0	0	25
Jimmy Mann	72	3	5	8	287	Markus Mattsson	21	0	0	0	2

GOALTENDER	GP	MIN	GAA	W-L-T	SO	GA	SA	SV%
Markus Mattsson	21	1200	3.25	5-11-4	2	65	579	.888
Pierre Hamel	35	1947	4.01	9-19-3	0	130	1052	.876
Gary Smith	20	1073	4.08	4-11-4	0	73	574	.873
Lindsay Middlebrook	10	580	4.14	2-8-0	0	40	325	.877

* - Acquired during season # - Relocated during season

#	DATE	H/R	OPPONENT	SCORE	RES	RECORD	PTS	#	DATE	H/R	OPPONENT	SCORE	RES	RECORD	PTS
1	OCT. 10	@	Pittsburgh	4-2	L	0-1-0	0	41	JAN. 8	@	Atlanta	2-0	L	12-24-5	29
2	OCT. 11	@	Boston	4-0	L	0-2-0	0	42	JAN. 10	@	Philadelphia	5-4	L	12-25-5	29
3	OCT. 14		COLORADO	4-2	W	1-2-0	2	43	JAN. 12		NY RANGERS	3-0	L	12-26-5	29
4	OCT. 17		DETROIT	5-1	L	1-3-0	2	44	JAN. 13		LOS ANGELES	5-3	W	13-26-5	31
5	OCT. 19		MINNESOTA	3-2	W	2-3-0	4	45	JAN. 15	@	NY Islanders	5-2	L	13-27-5	31
6	OCT. 20	@	Colorado	4-1	L	2-4-0	4	46	JAN. 16	@	NY Rangers	4-1	L	13-28-5	31
7	OCT. 24	@	Chicago	4-0	L	2-5-0	4	47	JAN. 18		DETROIT	5-0	L	13-29-5	31
8	OCT. 26		BOSTON	3-2	W	3-5-0	6	48	JAN. 21	@	Hartford	7-2	L	13-30-5	31
9	OCT. 28		ST. LOUIS	2-2	T	3-5-1	7	49	JAN. 22	@	Washington	5-4	L	13-31-5	31
10	OCT. 31	@	Quebec	5-2	W	4-5-1	9	50	JAN. 25		PHILADELPHIA	5-4	L	13-32-5	31
11	NOV. 2		WASHINGTON	1-1	T	4-5-2	10	51	JAN. 27		ST. LOUIS	6-6	T	13-32-6	32
12	NOV. 4		NY ISLANDERS	4-4	T	4-5-3	11	52	JAN. 29	@	Los Angeles	7-3	W	14-32-6	34
13	NOV. 6	@	Atlanta	8-0	L	4-6-3	11	53	FEB. 1	@	Edmonton	9-2	L	14-33-6	34
14	NOV. 7	@	Washington	6-3	L	4-7-3	11	54	FEB. 2	@	Colorado	2-2	T	14-33-7	35
15	NOV. 10		TORONTO	8-4	L	4-8-3	11	55	FEB. 8		WASHINGTON	6-3	L	14-34-7	35
16	NOV. 14		HARTFORD	3-2	W	5-8-3	13	56	FEB. 10		EDMONTON	2-2	T	14-34-8	36
17	NOV. 16		QUEBEC	3-2	L	5-9-3	13	57	FEB. 12	@	NY Islanders	0-0	T	14-34-9	37
18	NOV. 18		PITTSBURGH	3-2	L	5-10-3	13	58	FEB. 14	@	Philadelphia	5-1	L	14-35-9	37
19	NOV. 21	@	NY Rangers	6-4	W	6-10-3	15	59	FEB. 15	@	Hartford	5-4	L	14-36-9	37
20	NOV. 22	@	Montreal	7-0	L	6-11-3	15	60	FEB. 17		QUEBEC	6-5	W	15-36-9	39
21	NOV. 24		VANCOUVER	5-3	W	7-11-3	17	61	FEB. 20	@	Buffalo	4-3	L	15-37-9	39
22	NOV. 27	@	Los Angeles	5-3	L	7-12-3	17	62	FEB. 21	@	Montreal	3-0	L	15-38-9	39
23	NOV. 28	@	Vancouver	4-2	L	7-13-3	17	63	FEB. 23		TORONTO	9-3	L	15-39-9	39
24	DEC. 1	@	Minnesota	4-4	T	7-13-4	18	64	FEB. 27	@	Pittsburgh	3-2	L	15-40-9	39
25	DEC. 2		NY ISLANDERS	4-0	L	7-14-4	18	65	FEB. 29		VANCOUVER	3-3	T	15-40-10	40
26	DEC. 4	@	St. Louis	4-2	W	8-14-4	20	66	MAR. 2		CHICAGO	3-2	L	15-41-10	40
27	DEC. 5	@	Detroit	6-4	L	8-15-4	20	67	MAR. 4	@	Vancouver	2-1	L	15-42-10	40
28	DEC. 7		EDMONTON	8-3	W	9-15-4	22	68	MAR. 9		ATLANTA	5-2	L	15-43-10	40
29	DEC. 9		ATLANTA	5-4	L	9-16-4	22	69	MAR. 12		BUFFALO	3-3	T	15-43-11	41
30	DEC. 12	@	Quebec	5-0	L	9-17-4	22	70	MAR. 14		MONTREAL	4-3	L	15-44-11	41
31	DEC. 15		MONTREAL	6-2	W	10-17-4	24	71	MAR. 16	@	Detroit	6-2	W	16-44-11	43
32	DEC. 16	@	Edmonton	4-3	W	11-17-4	26	72	MAR. 19	@	Toronto	9-1	L	16-45-11	43
33	DEC. 19		BUFFALO	3-2	L	11-18-4	26	73	MAR. 21		NY RANGERS	4-2	W	17-45-11	45
34	DEC. 21		CHICAGO	4-1	W	12-18-4	28	74	MAR. 23		PITTSBURGH	4-2	L	17-46-11	45
35	DEC. 26	@	Minnesota	6-0	L	12-19-4	28	75	MAR. 26		HARTFORD	7-0	W	18-46-11	47
36	DEC. 28		PHILADELPHIA	5-3	L	12-20-4	28	76	MAR. 28		MINNESOTA	2-1	L	18-47-11	47
37	DEC. 29	@	Toronto	6-1	L	12-21-4	28	77	MAR. 30	@	Boston	3-1	L	18-48-11	47
38	DEC. 31	@	Buffalo	6-2	L	12-22-4	28	78	APR. 2	@	Chicago	5-2	W	19-48-11	49
39	JAN. 4		BOSTON	2-1	L	12-23-4	28	79	APR. 5	@	St. Louis	6-0	L	19-49-11	49
40	JAN. 6		LOS ANGELES	4-4	T	12-23-5	29	80	APR. 6		COLORADO	3-2	W	20-49-11	51

1980-81 WINNIPEG JETS

9-57-14 (32 points), 6th Smythe Division

PLAYER	GP	G	A	PTS	PIM
Dave Christian	80	28	43	71	22
Morris Lukowich	80	33	34	67	90
Norm Dupont	80	27	26	53	8
Ron Wilson	77	18	33	51	55
Daniel Geoffrion	78	20	26	46	82
Dave Babych	69	6	38	44	90
Willy Lindstrom	72	22	13	35	45
Tim Trimper	56	15	14	29	28
Rick Bowness	45	8	17	25	45
Moe Mantha	58	2	23	25	35
*Doug Lecuyer	45	6	17	23	66
Barry Long	65	6	17	23	42
Peter Sullivan	47	4	19	23	20
Kris Manery	47	13	9	22	24
Don Spring	80	1	18	19	18
Doug Smail	30	10	8	18	45
Anders Steen	42	5	11	16	22
#Peter Marsh	24	6	7	13	9
*Rick Dudley	30	5	5	10	28
Jimmy Mann	37	3	3	6	105
Mark Plantery	25	1	5	6	14

GOALTENDER	GP	MIN	GAA	W-L-T	SO	GA	SA	SV%
Markus Mattsson	31	1707	4.50	3-21-4	1	128	965	.867
Pierre Hamel	29	1623	4.73	3-20-4	0	128	925	.862
*Michel Dion	14	757	4.83	3-6-3	0	61	447	.864
Lindsay Middlebrook	14	653	5.97	0-9-3	0	65	405	.840
Ron Loustel	1	60	10.00	0-1-0	0	10	51	.804

* - Acquired during season # - Relocated during season

PLAYER	GP	G	A	PTS	PIM
Barry Legge	38	0	6	6	69
Scott Campbell	14	1	4	5	55
#Tom Bladon	9	0	5	5	10
John Markell	14	1	3	4	15
Rick Mulhern	19	0	4	4	14
Murray Eaves	12	1	2	3	5
Al Cameron	29	1	2	3	21
#Barry Melrose	18	1	1	2	40
Sandy Beadle	6	1	0	1	2
Dave Hoyda	9	1	0	1	7
Ross Cory	5	0	1	1	9
Pierre Hamel	29	0	1	1	4
Markus Mattsson	31	0	1	1	2
Dave Chartier	1	0	0	0	0
Ron Loustel	1	0	0	0	0
Bill Whelton	2	0	0	0	0
Jude Drouin	7	0	0	0	4
Pat Daley	7	0	0	0	9
*Michel Dion	14	0	0	0	2
Lindsay Middlebrook	14	0	0	0	0

#	DATE	H/R	OPPONENT	SCORE	RES	RECORD	PTS
1	OCT. 10	@	Washington	4-1	L	0-1-0	0
2	OCT. 11	@	Pittsburgh	5-4	L	0-2-0	0
3	OCT. 17		CHICAGO	6-2	W	1-2-0	2
4	OCT. 19		QUEBEC	4-4	T	1-2-1	3
5	OCT. 22	@	Buffalo	7-4	L	1-3-1	3
6	OCT. 25	@	Minnesota	4-1	L	1-4-1	3
7	OCT. 26		BOSTON	7-7	T	1-4-2	4
8	OCT. 29	@	Chicago	8-4	L	1-5-2	4
9	OCT. 31		PITTSBURGH	6-5	L	1-6-2	4
10	NOV. 2		WASHINGTON	4-4	T	1-6-3	5
11	NOV. 5		CALGARY	5-5	T	1-6-4	6
12	NOV. 7		EDMONTON	4-2	L	1-7-4	6
13	NOV. 9		TORONTO	7-4	L	1-8-4	6
14	NOV. 12	@	Quebec	5-1	L	1-9-4	6
15	NOV. 13	@	Boston	5-5	T	1-9-5	7
16	NOV. 16		MONTREAL	5-1	L	1-10-5	7
17	NOV. 18	@	Vancouver	6-1	L	1-11-5	7
18	NOV. 19	@	Los Angeles	7-2	L	1-12-5	7
19	NOV. 21		BUFFALO	4-2	L	1-13-5	7
20	NOV. 23	@	Philadelphia	3-1	L	1-14-5	7
21	NOV. 24	@	NY Islanders	4-4	T	1-14-6	8
22	NOV. 26	@	Hartford	8-4	L	1-15-6	8
23	NOV. 28		ST. LOUIS	1-1	T	1-15-7	9
24	NOV. 30		CALGARY	4-1	L	1-16-7	9
25	DEC. 3		NY RANGERS	4-3	L	1-17-7	9
26	DEC. 4	@	Calgary	3-1	L	1-18-7	9
27	DEC. 6	@	St. Louis	5-2	L	1-19-7	9
28	DEC. 10		HARTFORD	8-5	L	1-20-7	9
29	DEC. 13	@	Minnesota	4-3	L	1-21-7	9
30	DEC. 14		NY ISLANDERS	5-4	L	1-22-7	9
31	DEC. 16	@	NY Islanders	6-2	L	1-23-7	9
32	DEC. 17	@	NY Rangers	8-2	L	1-24-7	9
33	DEC. 20	@	St. Louis	5-2	L	1-25-7	9
34	DEC. 23		COLORADO	5-4	W	2-25-7	11
35	DEC. 26		MINNESOTA	5-3	L	2-26-7	11
36	DEC. 28		DETROIT	4-3	L	2-27-7	11
37	DEC. 31		WASHINGTON	5-3	L	2-28-7	11
38	JAN. 2		PHILADELPHIA	4-3	W	3-28-7	13
39	JAN. 5		BOSTON	4-1	L	3-29-7	13
40	JAN. 7	@	Toronto	8-2	W	4-29-7	15

#	DATE	H/R	OPPONENT	SCORE	RES	RECORD	PTS
41	JAN. 9		VANCOUVER	4-4	T	4-29-8	16
42	JAN. 10		HARTFORD	5-3	L	4-30-8	16
43	JAN. 13	@	Quebec	3-3	T	4-30-9	17
44	JAN. 15	@	Montreal	7-3	L	4-31-9	17
45	JAN. 17	@	Calgary	4-2	L	4-32-9	17
46	JAN. 18		TORONTO	5-4	L	4-33-9	17
47	JAN. 21		NY RANGERS	5-1	W	5-33-9	19
48	JAN. 23	@	Colorado	2-2	T	5-33-10	20
49	JAN. 27	@	Washington	4-3	L	5-34-10	20
50	JAN. 29	@	Boston	7-6	L	5-35-10	20
51	JAN. 31	@	Toronto	2-0	W	6-35-10	22
52	FEB. 1	@	Buffalo	4-0	L	6-36-10	22
53	FEB. 4		PITTSBURGH	3-2	L	6-37-10	22
54	FEB. 6	@	Edmonton	10-4	L	6-38-10	22
55	FEB. 8	@	Chicago	9-1	L	6-39-10	22
56	FEB. 12	@	NY Rangers	8-6	L	6-40-10	22
57	FEB. 15		QUEBEC	4-3	W	7-40-10	24
58	FEB. 17	@	Detroit	6-4	L	7-41-10	24
59	FEB. 18	@	Hartford	3-3	T	7-41-11	25
60	FEB. 20		MINNESOTA	5-3	L	7-42-11	25
61	FEB. 21		EDMONTON	5-1	L	7-43-11	25
62	FEB. 25	@	Pittsburgh	4-3	L	7-44-11	25
63	FEB. 27		PHILADELPHIA	6-3	L	7-45-11	25
64	MAR. 1		DETROIT	4-4	T	7-45-12	26
65	MAR. 4	@	Montreal	9-3	L	7-46-12	26
66	MAR. 5	@	Philadelphia	10-1	L	7-47-12	26
67	MAR. 7		MONTREAL	4-2	W	8-47-12	28
68	MAR. 8		LOS ANGELES	4-1	L	8-48-12	28
69	MAR. 11		NY ISLANDERS	6-3	L	8-49-12	28
70	MAR. 13		BUFFALO	5-2	L	8-50-12	28
71	MAR. 15		CHICAGO	8-2	L	8-51-12	28
72	MAR. 18		COLORADO	4-3	W	9-51-12	30
73	MAR. 21	@	Detroit	5-4	L	9-52-12	30
74	MAR. 22		LOS ANGELES	7-5	L	9-53-12	30
75	MAR. 27		VANCOUVER	10-2	L	9-54-12	30
76	MAR. 29	@	Colorado	2-1	L	9-55-12	30
77	MAR. 31	@	Los Angeles	7-3	L	9-56-12	30
78	APR. 1	@	Vancouver	4-4	T	9-56-13	31
79	APR. 4	@	Edmonton	7-2	L	9-57-13	31
80	APR. 5		ST. LOUIS	5-5	T	9-57-14	32



1981-82 WINNIPEG JETS

33-33-14 (80 points), 2nd Norris Division

PLAYER	GP	G	A	PTS	PIM	PLAYER	GP	G	A	PTS	PIM
Dale Hawerchuk	80	45	58	103	47	Ron Wilson	39	3	13	16	49
Morris Lukowich	77	43	49	92	102	Don Spring	78	0	16	16	21
Dave Christian	80	25	51	76	28	Craig Levie	40	4	9	13	48
David Babych	79	19	49	68	92	Moe Mantha	25	0	12	12	28
Paul MacLean	74	36	25	61	106	Bryan Maxwell	45	1	9	10	110
Willy Lindstrom	74	32	27	59	33	Scott Arniel	17	1	8	9	14
Lucien DeBlois	65	25	27	52	87	Serge Savard	47	2	5	7	26
Thomas Steen	73	15	29	44	42	Jimmy Mann	37	3	2	5	79
Bengt Lundholm	66	14	30	44	10	Ed Staniowski	45	0	5	5	4
Normand Dupont	62	13	25	38	22	Barry Legge	38	1	2	3	57
Doug Smail	72	17	18	35	55	Barry Long	5	0	2	2	4
Larry Hopkins	41	10	15	25	22	Doug Soetaert	39	0	2	2	14
Tim Watters	69	2	22	24	97	Dan Geoffrion	1	0	0	0	5
Tim Trimper	74	8	8	16	100	Murray Eaves	2	0	0	0	0

GOALTENDER	GP	MIN	GAA	W-L-T	SO	GA	SA	SV%
Ed Staniowski	45	2643	3.95	20-19-6	1	174	1412	.877
Doug Soetaert	39	2157	4.31	13-14-8	2	155	1184	.869

* - Acquired during season # - Relocated during season

RECORDS

#	DATE	H/R	OPPONENT	SCORE	RES	RECORD	PTS
1	OCT. 6		TORONTO	6-1	L	0-1-0	0
2	OCT. 9		NY RANGERS	8-3	W	1-1-0	2
3	OCT. 14	@	Edmonton	4-2	W	2-1-0	4
4	OCT. 15	@	Calgary	5-4	W	3-1-0	6
5	OCT. 18		COLORADO	4-3	L	3-2-0	6
6	OCT. 21	@	Buffalo	2-2	T	3-2-1	7
7	OCT. 23		CHICAGO	5-5	T	3-2-2	8
8	OCT. 25		LOS ANGELES	9-4	W	4-2-2	10
9	OCT. 28	@	Chicago	7-6	L	4-3-2	10
10	OCT. 31	@	Toronto	6-5	W	5-3-2	12
11	NOV. 3	@	Colorado	5-3	W	6-3-2	14
12	NOV. 6		CHICAGO	4-3	W	7-3-2	16
13	NOV. 8	@	Vancouver	5-1	L	7-4-2	16
14	NOV. 10		NY ISLANDERS	5-3	L	7-5-2	16
15	NOV. 11	@	Minnesota	15-2	L	7-6-2	16
16	NOV. 14	@	Los Angeles	3-2	W	8-6-2	18
17	NOV. 17	@	Calgary	6-4	L	8-7-2	18
18	NOV. 18		MINNESOTA	6-4	L	8-8-2	18
19	NOV. 21	@	St. Louis	1-1	T	8-8-3	19
20	NOV. 22		ST. LOUIS	5-4	W	9-8-3	21
21	NOV. 25		COLORADO	7-2	W	10-8-3	23
22	NOV. 27		MINNESOTA	5-5	T	10-8-4	24
23	NOV. 29		EDMONTON	10-2	L	10-9-4	24
24	DEC. 1	@	Philadelphia	2-1	L	10-10-4	24
25	DEC. 2	@	Pittsburgh	4-2	L	10-11-4	24
26	DEC. 4	@	Washington	7-3	L	10-12-4	24
27	DEC. 6		NY ISLANDERS	5-2	W	11-12-4	26
28	DEC. 9	@	Toronto	3-3	T	11-12-5	27
29	DEC. 11		MONTREAL	5-5	T	11-12-6	28
30	DEC. 13		DETROIT	2-1	L	11-13-6	28
31	DEC. 16	@	Chicago	3-3	T	11-13-7	29
32	DEC. 17	@	Minnesota	4-2	W	12-13-7	31
33	DEC. 19		TORONTO	8-4	L	12-14-7	31
34	DEC. 20		ST. LOUIS	5-4	W	13-14-7	33
35	DEC. 22	@	NY Islanders	5-2	L	13-15-7	33
36	DEC. 23	@	NY Rangers	5-2	L	13-16-7	33
37	DEC. 26		CHICAGO	3-2	L	13-17-7	33
38	DEC. 27		DETROIT	2-2	T	13-17-8	34
39	DEC. 30		HARTFORD	6-1	L	13-18-8	34
40	JAN. 3		BOSTON	8-5	L	13-19-8	34

#	DATE	H/R	OPPONENT	SCORE	RES	RECORD	PTS
41	JAN. 6	@	Hartford	5-3	W	14-19-8	36
42	JAN. 7	@	Boston	8-6	L	14-20-8	36
43	JAN. 9	@	Detroit	4-2	W	15-20-8	38
44	JAN. 10		MONTREAL	4-4	T	15-20-9	39
45	JAN. 13		PITTSBURGH	6-1	W	16-20-9	41
46	JAN. 15		NY RANGERS	4-4	T	16-20-10	42
47	JAN. 17		QUEBEC	7-5	L	16-21-10	42
48	JAN. 20		WASHINGTON	3-0	W	17-21-10	44
49	JAN. 22		CHICAGO	6-5	W	18-21-10	46
50	JAN. 26	@	Detroit	3-3	T	18-21-11	47
51	JAN. 27	@	Toronto	4-3	W	19-21-11	49
52	JAN. 30	@	Pittsburgh	2-1	L	19-22-11	49
53	FEB. 2	@	St. Louis	10-6	L	19-23-11	49
54	FEB. 5		CALGARY	6-4	W	20-23-11	51
55	FEB. 10	@	Buffalo	4-3	L	20-24-11	51
56	FEB. 13	@	Montreal	7-3	L	20-25-11	51
57	FEB. 16	@	Quebec	7-3	L	20-26-11	51
58	FEB. 19		QUEBEC	4-4	T	20-26-12	52
59	FEB. 21		WASHINGTON	6-3	L	20-27-12	52
60	FEB. 24		PHILADELPHIA	6-2	W	21-27-12	54
61	FEB. 26		BUFFALO	4-4	T	21-27-13	55
62	FEB. 28		ST. LOUIS	5-2	W	22-27-13	57
63	MAR. 2	@	Philadelphia	7-6	W	23-27-13	59
64	MAR. 3	@	Chicago	4-2	W	24-27-13	61
65	MAR. 5		DETROIT	2-0	W	25-27-13	63
66	MAR. 7		VANCOUVER	5-2	W	26-27-13	65
67	MAR. 10	@	Hartford	6-2	L	26-28-13	65
68	MAR. 11	@	Boston	7-4	L	26-29-13	65
69	MAR. 13	@	Toronto	10-2	W	27-29-13	67
70	MAR. 16	@	St. Louis	7-3	W	28-29-13	69
71	MAR. 17	@	Minnesota	3-2	W	29-29-13	71
72	MAR. 20		TORONTO	7-0	W	30-29-13	73
73	MAR. 21		DETROIT	8-2	W	31-29-13	75
74	MAR. 24		LOS ANGELES	5-3	W	32-29-13	77
75	MAR. 26		ST. LOUIS	4-4	T	32-29-14	78
76	MAR. 28	@	Vancouver	5-0	L	32-30-14	78
77	MAR. 30	@	Minnesota	7-5	W	33-30-14	80
78	MAR. 31	@	Detroit	4-2	L	33-31-14	80
79	APR. 2		MINNESOTA	5-2	L	33-32-14	80
80	APR. 4	@	Edmonton	2-1	L	33-33-14	80

1982-83 WINNIPEG JETS

33-39-8 (74 points), 4th Smythe Division

PLAYER	GP	G	A	PTS	PIM
Dale Hawerchuk	79	40	51	91	31
Paul MacLean	80	32	44	76	121
Dave Babych	79	13	61	74	56
Thomas Steen	75	26	33	59	60
Lucien DeBlois	79	27	27	54	69
Brian Mullen	80	24	26	50	14
#Willy Lindstrom	63	20	25	45	8
Dave Christian	55	18	26	44	23
Doug Smail	80	15	29	44	32
Morris Lukowich	69	22	21	43	67
Bengt Lundholm	58	14	28	42	16
Normand Dupont	39	7	16	23	6
Tim Watters	77	5	18	23	98
Bryan Maxwell	54	7	13	20	131
Serge Savard	76	4	16	20	29

PLAYER	GP	G	A	PTS	PIM
Scott Arniel	75	13	5	18	46
Don Spring	80	0	16	16	37
Ron Wilson	12	6	3	9	4
Craig Levie	22	4	5	9	31
Moe Mantha	21	2	7	9	6
Murray Eaves	26	2	7	9	2
*Laurie Boschman	12	3	5	8	36
Larry Hopkins	12	3	1	4	4
Wade Campbell	42	1	2	3	50
Ed Staniowski	17	0	1	1	0
Brian Hayward	24	0	1	1	0
Jimmy Mann	40	0	1	1	73
Doug Soetaert	44	0	1	1	10
Jim Kyte	2	0	0	0	0
Tim Trimper	5	0	0	0	0

GOALTENDER	GP	MIN	GAA	W-L-T	SO	GA	SA	SV%
Brian Hayward	24	1440	3.71	10-12-2	1	89	786	.887
Doug Soetaert	44	2533	4.12	19-19-6	0	174	1328	.869
Ed Staniowski	17	827	4.72	4-8-0	1	65	417	.844

* - Acquired during season # - Relocated during season

#	DATE	H/R	OPPONENT	SCORE	RES	RECORD	PTS	#	DATE	H/R	OPPONENT	SCORE	RES	RECORD	PTS
1	OCT. 6		MINNESOTA	5-4	L	0-1-0	0	41	JAN. 9		PITTSBURGH	4-3	W	18-19-4	40
2	OCT. 9	@	Detroit	8-0	W	1-1-0	2	42	JAN. 11	@	NY Islanders	4-1	L	18-20-4	40
3	OCT. 10	@	Chicago	5-3	W	2-1-0	4	43	JAN. 12	@	NY Rangers	5-5	T	18-20-5	41
4	OCT. 12		LOS ANGELES	5-4	W	3-1-0	6	44	JAN. 14		ST. LOUIS	4-2	L	18-21-5	41
5	OCT. 14	@	St. Louis	5-2	W	4-1-0	8	45	JAN. 16	@	Vancouver	6-4	L	18-22-5	41
6	OCT. 17		CALGARY	5-5	T	4-1-1	9	46	JAN. 19		TORONTO	6-3	W	19-22-5	43
7	OCT. 22		NEW JERSEY	3-1	W	5-1-1	11	47	JAN. 21		NY RANGERS	4-1	W	20-22-5	45
8	OCT. 24		EDMONTON	9-5	W	6-1-1	13	48	JAN. 23	@	Buffalo	5-2	L	20-23-5	45
9	OCT. 27		LOS ANGELES	7-3	W	7-1-1	15	49	JAN. 25	@	Quebec	6-3	L	20-24-5	45
10	OCT. 31		PHILADELPHIA	3-2	L	7-2-1	15	50	JAN. 27	@	Philadelphia	5-2	L	20-25-5	45
11	NOV. 3	@	Edmonton	7-2	L	7-3-1	15	51	JAN. 29	@	Hartford	2-2	T	20-25-6	46
12	NOV. 4	@	Calgary	7-5	L	7-4-1	15	52	JAN. 31	@	Boston	2-2	T	20-25-7	47
13	NOV. 7		CALGARY	7-5	L	7-5-1	15	53	FEB. 2		PHILADELPHIA	6-3	L	20-26-7	47
14	NOV. 13		VANCOUVER	3-2	W	8-5-1	17	54	FEB. 4		PITTSBURGH	6-4	W	21-26-7	49
15	NOV. 14		VANCOUVER	6-5	W	9-5-1	19	55	FEB. 6		MONTREAL	2-0	L	21-27-7	49
16	NOV. 17		BUFFALO	7-2	L	9-6-1	19	56	FEB. 10	@	Montreal	5-3	L	21-28-7	49
17	NOV. 19		WASHINGTON	3-3	T	9-6-2	20	57	FEB. 12	@	Detroit	4-2	W	22-28-7	51
18	NOV. 24		CHICAGO	7-5	L	9-7-2	20	58	FEB. 13	@	Washington	6-1	L	22-29-7	51
19	NOV. 26		EDMONTON	6-5	L	9-8-2	20	59	FEB. 15		VANCOUVER	7-4	W	23-29-7	53
20	NOV. 27	@	Toronto	6-3	W	10-8-2	22	60	FEB. 18		BOSTON	6-5	W	24-29-7	55
21	NOV. 29	@	Montreal	9-4	L	10-9-2	22	61	FEB. 20	@	NY Rangers	9-4	L	24-30-7	55
22	NOV. 30	@	Quebec	8-6	L	10-10-2	22	62	FEB. 22	@	NY Islanders	2-2	T	24-30-8	56
23	DEC. 3		NY ISLANDERS	4-2	W	11-10-2	24	63	FEB. 23	@	Pittsburgh	6-4	L	24-31-8	56
24	DEC. 4	@	Minnesota	4-1	L	11-11-2	24	64	FEB. 25		HARTFORD	5-3	W	25-31-8	58
25	DEC. 6	@	New Jersey	5-3	W	12-11-2	26	65	FEB. 27	@	Edmonton	3-0	L	25-32-8	58
26	DEC. 7	@	Washington	3-3	T	12-11-3	27	66	MAR. 2		VANCOUVER	3-0	L	25-33-8	58
27	DEC. 10		CALGARY	6-4	L	12-12-3	27	67	MAR. 5	@	Vancouver	5-4	L	25-34-8	58
28	DEC. 11		LOS ANGELES	4-3	W	13-12-3	29	68	MAR. 6	@	Vancouver	6-2	L	25-35-8	58
29	DEC. 14	@	St. Louis	4-3	W	14-12-3	31	69	MAR. 9		BUFFALO	6-0	W	26-35-8	60
30	DEC. 15	@	Chicago	10-3	L	14-13-3	31	70	MAR. 10	@	Calgary	6-3	L	26-36-8	60
31	DEC. 17		HARTFORD	2-0	L	14-14-3	31	71	MAR. 13	@	Los Angeles	6-5	W	27-36-8	62
32	DEC. 19		NEW JERSEY	3-2	L	14-15-3	31	72	MAR. 15	@	Los Angeles	4-3	L	27-37-8	62
33	DEC. 21	@	Los Angeles	4-2	W	15-15-3	33	73	MAR. 18		TORONTO	7-3	W	28-37-8	64
34	DEC. 26		MINNESOTA	3-2	L	15-16-3	33	74	MAR. 20		QUEBEC	3-2	W	29-37-8	66
35	DEC. 28	@	Vancouver	4-4	T	15-16-4	34	75	MAR. 23		EDMONTON	7-4	W	30-37-8	68
36	DEC. 29	@	Los Angeles	4-3	W	16-16-4	36	76	MAR. 26	@	Calgary	5-2	W	31-37-8	70
37	JAN. 1	@	Edmonton	5-3	L	16-17-4	36	77	MAR. 27		CALGARY	4-3	L	31-38-8	70
38	JAN. 2		BOSTON	6-4	W	17-17-4	38	78	MAR. 30		LOS ANGELES	10-5	W	32-38-8	72
39	JAN. 5		EDMONTON	8-3	L	17-18-4	38	79	APR. 1	@	Edmonton	7-2	L	32-39-8	72
40	JAN. 6	@	Calgary	5-1	L	17-19-4	38	80	APR. 3		DETROIT	8-3	W	33-39-8	74



1983-84 WINNIPEG JETS

31-38-11 (73 points), 4th Smythe Division

PLAYER	GP	G	A	PTS	PIM
Dale Hawerchuk	80	37	65	102	73
Lucien DeBlois	80	34	45	79	50
Laurie Boschman	61	28	46	74	234
Paul MacLean	76	40	31	71	155
Thomas Steen	78	20	45	65	69
Brian Mullen	75	21	41	62	28
Dave Babych	66	18	39	57	62
Scott Arniel	80	21	35	56	68
Morris Lukowich	80	30	25	55	71
Moe Mantha	72	16	38	54	67
Doug Smail	66	20	17	37	62
Tim Young	44	15	19	34	25
Andrew McBain	78	11	19	30	37
Tim Watters	74	3	20	23	169
*Robert Picard	62	6	16	22	34
Wade Campbell	79	7	14	21	147
Bengt Lundholm	57	5	14	19	20
Ron Wilson	51	3	12	15	12

PLAYER	GP	G	A	PTS	PIM
*Jordy Douglas	17	4	2	6	8
Don Spring	21	0	4	4	4
Jim Kyte	58	1	2	3	55
#Bryan Maxwell	3	0	3	3	27
*Randy Carlyle	5	0	3	3	2
Doug Soetaert	47	0	3	3	14
Jyrki Seppa	13	0	2	2	6
#Ed Staniowski	1	0	1	1	0
Mike Lauen	3	0	1	1	0
#Jimmy Mann	16	0	1	1	54
Brian Hayward	28	0	1	1	2
Bobby Dollas	1	0	0	0	0
Murray Eaves	2	0	0	0	0
Tim Trimper	5	0	0	0	0
Marc Behrend	6	0	0	0	0
*Mike Veisor	8	0	0	0	0
John Gibson	11	0	0	0	14

GOALTENDER	GP	MIN	GAA	W-L-T	SO	GA	SA	SV%
*Mike Veisor	8	420	3.71	4-1-2	0	26	172	.849
Doug Soetaert	47	2539	4.30	18-15-7	0	182	1385	.869
Brian Hayward	28	1530	4.86	7-18-2	0	124	860	.856
Marc Behrend	6	351	5.47	2-4-0	0	32	184	.826
#Ed Staniowski	1	40	12.00	0-0-0	0	8	20	.600

* - Acquired during season # - Relocated during season

#	DATE	H/R OPPONENT	SCORE	RES	RECORD	PTS	#	DATE	H/R OPPONENT	SCORE	RES	RECORD	PTS
1	OCT. 5	DETROIT	6-6	T	0-0-1	0	41	JAN. 8	HARTFORD	4-3	W	15-21-5	35
2	OCT. 7	EDMONTON	8-6	L	0-1-1	1	42	JAN. 11	@ Calgary	9-5	L	15-22-5	35
3	OCT. 9	CALGARY	1-1	T	0-1-2	2	43	JAN. 13	LOS ANGELES	7-7	T	15-22-6	36
4	OCT. 12	@ Pittsburgh	4-3	W	1-1-2	4	44	JAN. 15	LOS ANGELES	4-4	T	15-22-7	37
5	OCT. 13	@ Philadelphia	4-3	L	1-2-2	4	45	JAN. 17	@ Washington	8-3	L	15-23-7	37
6	OCT. 15	@ Minnesota	2-1	L	1-3-2	4	46	JAN. 18	@ Pittsburgh	5-4	W	16-23-7	39
7	OCT. 19	MONTREAL	12-2	L	1-4-2	4	47	JAN. 20	VANCOUVER	6-6	T	16-23-8	40
8	OCT. 23	@ Buffalo	5-2	L	1-5-2	4	48	JAN. 22	VANCOUVER	6-4	W	17-23-8	42
9	OCT. 25	@ NY Islanders	4-2	W	2-5-2	6	49	JAN. 24	@ Quebec	5-3	W	18-23-8	44
10	OCT. 26	@ NY Rangers	7-5	W	3-5-2	8	50	JAN. 26	@ Hartford	6-2	W	19-23-8	46
11	OCT. 28	@ Calgary	7-1	L	3-6-2	8	51	JAN. 28	@ Boston	5-2	L	19-24-8	46
12	OCT. 30	WASHINGTON	7-3	L	3-7-2	8	52	FEB. 3	CHICAGO	7-3	W	20-24-8	48
13	NOV. 2	PITTSBURGH	6-3	L	3-8-2	8	53	FEB. 5	MONTREAL	2-2	T	20-24-9	49
14	NOV. 4	TORONTO	8-2	W	4-8-2	10	54	FEB. 8	NY RANGERS	3-1	L	20-25-9	49
15	NOV. 6	EDMONTON	8-5	L	4-9-2	10	55	FEB. 12	DETROIT	2-2	T	20-25-10	50
16	NOV. 9	@ Vancouver	7-2	W	5-9-2	12	56	FEB. 15	@ Edmonton	7-4	L	20-26-10	50
17	NOV. 11	@ Vancouver	4-2	L	5-10-2	12	57	FEB. 17	QUEBEC	6-3	L	20-27-10	50
18	NOV. 13	PHILADELPHIA	3-2	W	6-10-2	14	58	FEB. 19	WASHINGTON	4-3	W	21-27-10	52
19	NOV. 16	BUFFALO	6-5	L	6-11-2	14	59	FEB. 22	@ New Jersey	8-5	W	22-27-10	54
20	NOV. 19	@ Minnesota	8-7	L	6-12-2	14	60	FEB. 23	@ Montreal	5-3	W	23-27-10	56
21	NOV. 21	@ Edmonton	7-6	L	6-13-2	14	61	FEB. 25	BOSTON	5-2	W	24-27-10	58
22	NOV. 23	VANCOUVER	4-1	L	6-14-2	14	62	FEB. 27	EDMONTON	6-5	L	24-28-10	58
23	NOV. 24	@ Calgary	4-4	T	6-14-3	15	63	FEB. 29	NY ISLANDERS	4-3	L	24-29-10	58
24	NOV. 29	@ Los Angeles	6-5	W	7-14-3	17	64	MAR. 3	@ Detroit	6-1	L	24-30-10	58
25	DEC. 1	@ Los Angeles	6-5	W	8-14-3	19	65	MAR. 6	@ Los Angeles	7-3	W	25-30-10	60
26	DEC. 4	LOS ANGELES	7-5	W	9-14-3	21	66	MAR. 7	@ Vancouver	4-3	L	25-31-10	60
27	DEC. 7	@ New Jersey	6-3	L	9-15-3	21	67	MAR. 9	NY RANGERS	6-5	L	25-32-10	60
28	DEC. 10	@ Hartford	5-5	T	9-15-4	22	68	MAR. 11	QUEBEC	6-5	W	26-32-10	62
29	DEC. 11	@ Boston	4-2	L	9-16-4	22	69	MAR. 12	@ Toronto	8-7	W	27-32-10	64
30	DEC. 14	@ Toronto	8-4	W	10-16-4	24	70	MAR. 14	CHICAGO	6-4	W	28-32-10	66
31	DEC. 16	NEW JERSEY	4-1	W	11-16-4	26	71	MAR. 16	LOS ANGELES	5-4	W	29-32-10	68
32	DEC. 18	EDMONTON	7-5	L	11-17-4	26	72	MAR. 18	CALGARY	4-3	L	29-33-10	68
33	DEC. 19	@ Calgary	7-6	L	11-18-4	26	73	MAR. 20	@ St. Louis	9-3	L	29-34-10	68
34	DEC. 21	@ Edmonton	7-4	L	11-19-4	26	74	MAR. 21	@ Chicago	6-2	L	29-35-10	68
35	DEC. 23	ST. LOUIS	6-3	W	12-19-4	28	75	MAR. 23	VANCOUVER	4-3	L	29-36-10	68
36	DEC. 26	MINNESOTA	5-1	W	13-19-4	30	76	MAR. 25	@ Edmonton	3-2	L	29-37-10	68
37	DEC. 30	NY ISLANDERS	4-3	W	14-19-4	32	77	MAR. 27	@ Los Angeles	3-3	T	29-37-11	69
38	JAN. 1	CALGARY	3-3	T	14-19-5	33	78	MAR. 28	@ Vancouver	5-1	L	29-38-11	69
39	JAN. 4	@ Buffalo	9-4	L	14-20-5	33	79	MAR. 30	ST. LOUIS	2-1	W	30-38-11	71
40	JAN. 5	@ Philadelphia	7-6	L	14-21-5	33	80	APR. 1	CALGARY	3-2	W	31-38-11	73

1984-85 WINNIPEG JETS

43-27-10 (96 points), 2nd Smythe Division

PLAYER	GP	G	A	PTS	PIM
Dale Hawerchuk	80	53	77	130	74
Paul MacLean	79	41	60	101	119
Thomas Steen	79	30	54	84	80
Laurie Boschman	80	32	44	76	180
Brian Mullen	69	32	39	71	32
Doug Smail	80	31	35	66	45
Dave Babych	78	13	49	62	78
Randy Carlyle	71	13	38	51	98
Scott Arniel	79	22	22	44	81
Perry Turnbull	66	22	21	43	130
Dave Ellett	80	11	27	38	85
Robert Picard	78	12	22	34	107
Bengt Lundholm	78	12	18	30	20
Andrew McBain	77	7	15	22	45
Tim Watters	63	2	20	22	74

PLAYER	GP	G	A	PTS	PIM
Ron Wilson	75	10	9	19	31
*Jim Nill	20	8	8	16	38
#Morris Lukowich	47	5	9	14	31
Wade Campbell	40	1	6	7	21
Brian Hayward	61	0	4	4	10
Murray Eaves	3	0	3	3	0
Jim Kyte	71	0	3	3	111
Jordy Douglas	7	0	2	2	0
Paul Pooley	12	0	2	2	0
Tom Martin	8	1	0	1	42
Mark Holden	4	0	1	1	0
Peter Taglianetti	1	0	0	0	0
Dan McFall	2	0	0	0	0
Bobby Dollas	9	0	0	0	0
Marc Behrend	23	0	0	0	0

GOALTENDER	GP	MIN	GAA	W-L-T	SO	GA	SA	SV%
Brian Hayward	61	3481	3.86	33-17-8	0	224	1814	.877
Mark Holden	4	213	4.23	2-0-0	0	15	104	.856
Marc Behrend	23	1173	4.45	8-10-2	1	87	624	.861

* - Acquired during season # - Relocated during season

#	DATE	H/R	OPPONENT	SCORE	RES	RECORD	PTS
1	OCT. 14		TORONTO	5-2	W	1-0-0	2
2	OCT. 17	@	Calgary	7-4	L	1-1-0	2
3	OCT. 19		EDMONTON	7-4	L	1-2-0	2
4	OCT. 21		BOSTON	3-2	W	2-2-0	4
5	OCT. 24		HARTFORD	8-4	W	3-2-0	6
6	OCT. 27		LOS ANGELES	2-2	T	3-2-1	7
7	OCT. 29		LOS ANGELES	5-3	L	3-3-1	7
8	NOV. 1	@	PHILADELPHIA	7-4	W	4-3-1	9
9	NOV. 2	@	Detroit	3-3	T	4-3-2	10
10	NOV. 4		EDMONTON	2-1	L	4-4-2	10
11	NOV. 6	@	Quebec	5-3	L	4-5-2	10
12	NOV. 7	@	Hartford	3-0	W	5-5-2	12
13	NOV. 9		VANCOUVER	7-5	W	6-5-2	14
14	NOV. 11		BUFFALO	3-2	W	7-5-2	16
15	NOV. 14		PITTSBURGH	4-3	L	7-6-2	16
16	NOV. 16		CALGARY	6-2	L	7-7-2	16
17	NOV. 17	@	Toronto	5-3	W	8-7-2	18
18	NOV. 21	@	Edmonton	7-5	L	8-8-2	18
19	NOV. 23	@	Vancouver	5-1	W	9-8-2	20
20	NOV. 24	@	Los Angeles	9-5	W	10-8-2	22
21	NOV. 27	@	Los Angeles	5-3	W	11-8-2	24
22	NOV. 30		NY ISLANDERS	5-2	L	11-9-2	24
23	DEC. 2		CALGARY	8-6	W	12-9-2	26
24	DEC. 4	@	St. Louis	2-2	T	12-9-3	27
25	DEC. 7	@	Washington	7-5	W	13-9-3	29
26	DEC. 9		MINNESOTA	4-2	W	14-9-3	31
27	DEC. 11		PHILADELPHIA	5-4	W	15-9-3	33
28	DEC. 12	@	Calgary	9-2	L	15-10-3	33
29	DEC. 14		TORONTO	6-4	W	16-10-3	35
30	DEC. 16		DETROIT	5-2	W	17-10-3	37
31	DEC. 18	@	NY Islanders	7-4	L	17-11-3	37
32	DEC. 19	@	NY Rangers	5-4	W	18-11-3	39
33	DEC. 22		LOS ANGELES	6-2	W	19-11-3	41
34	DEC. 23		LOS ANGELES	4-4	T	19-11-4	42
35	DEC. 26	@	Minnesota	4-0	L	19-12-4	42
36	DEC. 28	@	Buffalo	4-0	L	19-13-4	42
37	DEC. 30		BOSTON	5-3	L	19-14-4	42
38	JAN. 1		CALGARY	5-3	L	19-15-4	42
39	JAN. 4	@	Edmonton	7-4	L	19-16-4	42
40	JAN. 6		EDMONTON	7-2	L	19-17-4	42

#	DATE	H/R	OPPONENT	SCORE	RES	RECORD	PTS
41	JAN. 9		NY RANGERS	6-5	W	20-17-4	44
42	JAN. 12	@	Los Angeles	6-4	L	20-18-4	44
43	JAN. 13	@	Los Angeles	6-5	W	21-18-4	46
44	JAN. 16	@	Chicago	6-3	L	21-19-4	46
45	JAN. 18		ST. LOUIS	6-2	L	21-20-4	46
46	JAN. 19	@	Detroit	8-5	W	22-20-4	48
47	JAN. 21		PITTSBURGH	7-6	W	23-20-4	50
48	JAN. 23	@	Vancouver	6-4	W	24-20-4	52
49	JAN. 25	@	Vancouver	7-4	L	24-21-4	52
50	JAN. 27		PHILADELPHIA	6-2	W	25-21-4	54
51	JAN. 29	@	St. Louis	6-6	T	25-21-5	55
52	JAN. 30	@	Chicago	6-3	W	26-21-5	57
53	FEB. 2	@	Boston	4-3	W	27-21-5	59
54	FEB. 3	@	Washington	6-2	L	27-22-5	59
55	FEB. 6		EDMONTON	6-2	W	28-22-5	61
56	FEB. 8		VANCOUVER	5-5	T	28-22-6	62
57	FEB. 10		VANCOUVER	5-3	L	28-23-6	62
58	FEB. 13		WASHINGTON	5-3	W	29-23-6	64
59	FEB. 16	@	Calgary	8-4	L	29-24-6	64
60	FEB. 17		NEW JERSEY	2-2	T	29-24-7	65
61	FEB. 19		HARTFORD	6-2	L	29-25-7	65
62	FEB. 21	@	NY Islanders	3-2	W	30-25-7	67
63	FEB. 23	@	Montreal	6-4	L	30-26-7	67
64	FEB. 25	@	NY Rangers	12-5	W	31-26-7	69
65	FEB. 27	@	Pittsburgh	6-4	W	32-26-7	71
66	MAR. 3	@	Edmonton	6-3	W	33-26-7	73
67	MAR. 6		MONTREAL	4-2	L	33-27-7	73
68	MAR. 8		QUEBEC	6-3	W	34-27-7	75
69	MAR. 10		NEW JERSEY	7-1	W	35-27-7	77
70	MAR. 12	@	New Jersey	6-3	W	36-27-7	79
71	MAR. 14	@	Montreal	4-1	W	37-27-7	81
72	MAR. 15	@	Quebec	3-2	W	38-27-7	83
73	MAR. 17		BUFFALO	5-3	W	39-27-7	85
74	MAR. 20		MINNESOTA	5-2	W	40-27-7	87
75	MAR. 23		VANCOUVER	6-4	W	41-27-7	89
76	MAR. 27	@	Vancouver	5-3	W	42-27-7	91
77	MAR. 29		CHICAGO	5-5	T	42-27-8	92
78	MAR. 31		CALGARY	4-4	T	42-27-9	93
79	APR. 6	@	Edmonton	6-5	W	43-27-9	95
80	APR. 7	@	Calgary	4-4	T	43-27-10	96



1985-86 WINNIPEG JETS

26-47-7 (59 points), 3rd Smythe Division

PLAYER	GP	G	A	PTS	PIM
Dale Hawerchuk	80	46	59	105	44
Laurie Boschman	77	27	42	69	241
Thomas Steen	78	17	47	64	76
Brian Mullen	79	28	34	62	38
Paul MacLean	69	27	29	56	74
Perry Turnbull	80	20	31	51	183
Randy Carlyle	68	16	33	49	93
*Ray Neufeld	60	20	28	48	62
Dave Ellett	80	15	31	46	96
Scott Arniel	80	18	25	43	40
Doug Smail	73	16	26	42	32
*Mario Marois	56	4	28	32	110
#Dave Babych	19	4	12	16	14
Tim Watters	56	6	8	14	97
Jim Nill	61	6	8	14	75
Ron Wilson	54	6	7	13	16
*Bill Derlago	27	5	5	10	6
Bengt Lundholm	16	3	5	8	6

PLAYER	GP	G	A	PTS	PIM
#Robert Picard	20	2	5	7	17
Andrew McBain	28	3	3	6	17
Dave Silk	32	2	4	6	63
Bobby Dollas	46	0	5	5	66
Jim Kyte	71	1	3	4	126
Anssi Melametsa	27	0	3	3	2
Brian Hayward	52	0	2	2	25
Ryan Stewart	3	1	0	1	0
Murray Eaves	4	1	0	1	0
Brad Berry	13	1	0	1	10
Paul Pooley	3	0	1	1	0
Dan McFall	7	0	1	1	0
#Wade Campbell	24	0	1	1	27
Dan Bouchard	32	0	1	1	38
Tom Martin	5	0	0	0	0
Marc Behrend	9	0	0	0	0
Peter Douris	11	0	0	0	0
Peter Taglianetti	18	0	0	0	48

GOALTENDER	GP	MIN	GAA	W-L-T	SO	GA	SA	SV%
Dan Bouchard	32	1696	3.79	11-14-2	2	107	790	.865
Brian Hayward	52	2721	4.79	13-28-5	0	217	1373	.842
Marc Behrend	9	422	5.83	2-5-0	0	41	220	.814

* - Acquired during season # - Relocated during season

#	DATE	H/R	OPPONENT	SCORE	RES	RECORD	PTS
1	OCT. 10	@	Edmonton	4-3	L	0-1-0	0
2	OCT. 11	@	Calgary	8-3	L	0-2-0	0
3	OCT. 13		QUEBEC	5-2	L	0-3-0	0
4	OCT. 16	@	Detroit	4-3	W	1-3-0	2
5	OCT. 19	@	Toronto	4-3	W	2-3-0	4
6	OCT. 20		CALGARY	8-5	W	3-3-0	6
7	OCT. 23		EDMONTON	9-3	W	4-3-0	8
8	OCT. 25		WASHINGTON	7-7	T	4-3-1	9
9	OCT. 27		DETROIT	5-3	W	5-3-1	11
10	OCT. 30	@	Edmonton	7-3	L	5-4-1	11
11	NOV. 2	@	Minnesota	3-1	W	6-4-1	13
12	NOV. 3		ST. LOUIS	4-3	L	6-5-1	13
13	NOV. 6	@	Buffalo	7-3	L	6-6-1	13
14	NOV. 8		NY RANGERS	7-3	L	6-7-1	13
15	NOV. 9		VANCOUVER	7-2	L	6-8-1	13
16	NOV. 13	@	Calgary	3-3	T	6-8-2	14
17	NOV. 15		NEW JERSEY	5-3	W	7-8-2	16
18	NOV. 17		CALGARY	5-4	L	7-9-2	16
19	NOV. 20		ST. LOUIS	3-1	W	8-9-2	18
20	NOV. 22	@	Pittsburgh	8-1	L	8-10-2	18
21	NOV. 23	@	Hartford	8-1	L	8-11-2	18
22	NOV. 26	@	New Jersey	4-3	L	8-12-2	18
23	NOV. 27	@	Philadelphia	6-1	L	8-13-2	18
24	NOV. 29		NY ISLANDERS	4-1	L	8-14-2	18
25	DEC. 1		PHILADELPHIA	2-1	W	9-14-2	20
26	DEC. 3	@	NY Islanders	4-4	T	9-14-3	21
27	DEC. 4	@	NY Rangers	7-4	L	9-15-3	21
28	DEC. 7		LOS ANGELES	3-2	L	9-16-3	21
29	DEC. 8		LOS ANGELES	4-1	L	9-17-3	21
30	DEC. 11	@	Vancouver	6-3	W	10-17-3	23
31	DEC. 13		EDMONTON	6-3	L	10-18-3	23
32	DEC. 15		TORONTO	3-3	T	10-18-4	24
33	DEC. 17	@	St. Louis	8-6	L	10-19-4	24
34	DEC. 18	@	Chicago	5-4	L	10-20-4	24
35	DEC. 20		WASHINGTON	7-4	W	11-20-4	26
36	DEC. 22	@	Edmonton	7-5	W	12-20-4	28
37	DEC. 23	@	Vancouver	5-3	L	12-21-4	28
38	DEC. 26		MINNESOTA	6-5	L	12-22-4	28
39	DEC. 28	@	Los Angeles	5-4	L	12-23-4	28
40	DEC. 30	@	Los Angeles	4-2	L	12-24-4	28

#	DATE	H/R	OPPONENT	SCORE	RES	RECORD	PTS
41	JAN. 3		MONTREAL	7-3	L	12-25-4	28
42	JAN. 5		VANCOUVER	4-0	W	13-25-4	30
43	JAN. 7		VANCOUVER	2-2	T	13-25-5	31
44	JAN. 11	@	Boston	8-4	L	13-26-5	31
45	JAN. 14	@	Quebec	5-4	W	14-26-5	33
46	JAN. 15	@	Montreal	4-0	L	14-27-5	33
47	JAN. 17		CHICAGO	5-1	W	15-27-5	35
48	JAN. 19		BOSTON	2-1	L	15-28-5	35
49	JAN. 22	@	Buffalo	6-3	L	15-29-5	35
50	JAN. 23	@	Boston	7-5	L	15-30-5	35
51	JAN. 25	@	Hartford	7-2	L	15-31-5	35
52	JAN. 29		BUFFALO	5-3	W	16-31-5	37
53	FEB. 1		LOS ANGELES	9-6	L	16-32-5	37
54	FEB. 2		LOS ANGELES	6-3	W	17-32-5	39
55	FEB. 7	@	Vancouver	5-2	L	17-33-5	39
56	FEB. 9	@	Vancouver	3-3	T	17-33-6	40
57	FEB. 12	@	Calgary	4-2	L	17-34-6	40
58	FEB. 14		HARTFORD	5-4	W	18-34-6	42
59	FEB. 17	@	Philadelphia	8-4	L	18-35-6	42
60	FEB. 19	@	Pittsburgh	5-2	L	18-36-6	42
61	FEB. 21		CHICAGO	5-2	L	18-37-6	42
62	FEB. 23		QUEBEC	4-2	W	19-37-6	44
63	FEB. 26		EDMONTON	8-2	L	19-38-6	44
64	FEB. 28		NY ISLANDERS	6-3	L	19-39-6	44
65	MAR. 2	@	New Jersey	6-4	L	19-40-6	44
66	MAR. 3	@	Toronto	6-1	L	19-41-6	44
67	MAR. 5		NY RANGERS	4-1	W	20-41-6	46
68	MAR. 8	@	Minnesota	4-2	W	21-41-6	48
69	MAR. 9		PITTSBURGH	5-3	W	22-41-6	50
70	MAR. 12		EDMONTON	8-5	L	22-42-6	50
71	MAR. 16		DETROIT	6-0	W	23-42-6	52
72	MAR. 18	@	Edmonton	6-2	L	23-43-6	52
73	MAR. 19		MONTREAL	6-4	W	24-43-6	54
74	MAR. 21	@	Washington	5-3	L	24-44-6	54
75	MAR. 23		CALGARY	7-4	L	24-45-6	54
76	MAR. 24		VANCOUVER	8-4	W	25-45-6	56
77	MAR. 28	@	Calgary	6-3	L	25-46-6	56
78	MAR. 31	@	Los Angeles	5-2	W	26-46-6	56
79	APR. 2	@	Los Angeles	4-4	T	26-46-7	59
80	APR. 6		CALGARY	6-4	L	26-47-7	59

1986-87 WINNIPEG JETS

40-32-8 (88 points), 3rd Smythe Division

PLAYER	GP	G	A	PTS	PIM
Dale Hawerchuk	80	47	53	100	52
Paul MacLean	72	32	42	74	75
Brian Mullen	69	19	32	51	20
Thomes Steen	75	17	33	50	59
Gilles Hamel	79	27	21	48	24
Dave Ellett	78	13	31	44	53
Mario Marois	79	4	40	44	106
Doug Smail	78	25	18	43	36
Randy Carlyle	71	16	26	42	93
Laurie Boschman	80	17	24	41	152
Ray Neufeld	80	18	18	36	105
Fredrik Olausson	72	7	29	36	26
Andrew McBain	71	11	21	32	106
Tim Watters	63	3	13	16	119
Ron Wilson	80	3	13	16	13
Jim Kyte	72	5	5	10	162
Brad Berry	52	2	8	10	60

PLAYER	GP	G	A	PTS	PIM
#Bill Derlago	30	3	6	9	12
Hannu Jarvenpaa	20	1	8	9	8
Jim Nill	36	3	4	7	52
Perry Turnbull	26	1	5	6	44
*Steve Rooney	30	2	3	5	57
Iain Duncan	6	1	2	3	0
Brad Jones	4	1	0	1	0
Tom Martin	11	1	0	1	49
Craig Endean	2	0	1	1	0
Joel Baillargeon	11	0	1	1	15
Randy Gilhen	2	0	0	0	0
Peter Taglianetti	3	0	0	0	12
Peter Douris	6	0	0	0	0
Steve Penney	7	0	0	0	7
Daniel Berthiaume	31	0	0	0	2
Eldon Reddick	48	0	0	0	8

GOALTENDER	GP	MIN	GAA	W-L-T	SO	GA	SA	SV%
Daniel Berthiaume	31	1758	3.17	18-7-3	2<	93	810	.885
Eldon Reddick	48	2762	3.24	21-21-4	1<	149	1256	.881
Steve Penney	7	327	4.59	1-4-1	0	25	134	.813

* - Acquired during season # - Relocated during season <- Daniel Berthiaume and Eldon Reddick shared one shutout

#	DATE	H/R	OPPONENT	SCORE	RES	RECORD	PTS	#	DATE	H/R	OPPONENT	SCORE	RES	RECORD	PTS
1	OCT. 9		BUFFALO	3-2	W	1-0-0	2	41	JAN. 9		HARTFORD	3-0	W	20-17-4	44
2	OCT. 12		EDMONTON	5-3	W	2-0-0	4	42	JAN. 10	@	Detroit	5-2	W	21-17-4	46
3	OCT. 14		BOSTON	2-1	L	2-1-0	4	43	JAN. 13	@	Washington	3-2	W	22-17-4	48
4	OCT. 16	@	Hartford	4-4	T	2-1-1	5	44	JAN. 14	@	Pittsburgh	4-3	W	23-17-4	50
5	OCT. 18	@	Montreal	5-3	L	2-2-1	5	45	JAN. 16	@	New Jersey	5-4	W	24-17-4	52
6	OCT. 19	@	Philadelphia	3-1	L	2-3-1	5	46	JAN. 18		MINNESOTA	5-3	W	25-17-4	54
7	OCT. 24		CALGARY	5-2	W	3-3-1	7	47	JAN. 19		VANCOUVER	5-4	W	26-17-4	56
8	OCT. 26		CHICAGO	8-4	L	3-4-1	7	48	JAN. 21		EDMONTON	5-3	L	26-18-4	56
9	OCT. 29		CALGARY	6-2	W	4-4-1	9	49	JAN. 23		TORONTO	7-5	W	27-18-4	58
10	NOV. 1	@	NY Islanders	7-4	L	4-5-1	9	50	JAN. 27	@	NY Islanders	2-2	T	27-18-5	59
11	NOV. 2	@	NY Rangers	5-4	W	5-5-1	11	51	JAN. 28	@	NY Rangers	2-1	W	28-18-5	61
12	NOV. 4	@	Quebec	6-3	W	6-5-1	13	52	JAN. 31	@	Boston	6-3	L	28-19-5	61
13	NOV. 7		ST. LOUIS	2-0	W	7-5-1	15	53	FEB. 1	@	Washington	6-4	L	28-20-5	61
14	NOV. 9		NEW JERSEY	8-1	W	8-5-1	17	54	FEB. 4		PHILADELPHIA	5-3	W	29-20-5	63
15	NOV. 11	@	Los Angeles	4-3	L	8-6-1	17	55	FEB. 6		LOS ANGELES	6-1	W	30-20-5	65
16	NOV. 13	@	Los Angeles	6-5	W	9-6-1	19	56	FEB. 8		LOS ANGELES	3-1	W	31-20-5	67
17	NOV. 14	@	Vancouver	3-2	W	10-6-1	21	57	FEB. 14	@	Montreal	5-2	L	31-21-5	67
18	NOV. 16		NY ISLANDERS	3-1	W	11-6-1	23	58	FEB. 17	@	Quebec	3-3	T	31-21-6	68
19	NOV. 18		PITTSBURGH	3-1	W	12-6-1	25	59	FEB. 18	@	Detroit	5-2	L	31-22-6	68
20	NOV. 21		LOS ANGELES	4-1	L	12-7-1	25	60	FEB. 20		BOSTON	6-2	W	32-22-6	70
21	NOV. 23		LOS ANGELES	3-2	W	13-7-1	27	61	FEB. 22		EDMONTON	5-2	W	33-22-6	72
22	NOV. 26	@	Edmonton	4-3	L	13-8-1	27	62	FEB. 24	@	Los Angeles	8-3	L	33-23-6	72
23	NOV. 27	@	Calgary	4-3	W	14-8-1	29	63	FEB. 26	@	Los Angeles	4-3	W	34-23-6	74
24	NOV. 29	@	Vancouver	6-3	W	15-8-1	31	64	FEB. 28	@	Calgary	5-3	L	34-24-6	74
25	DEC. 3		WASHINGTON	3-3	T	15-8-2	32	65	MAR. 1		CALGARY	6-3	W	35-24-6	76
26	DEC. 5		NY RANGERS	6-3	L	15-9-2	32	66	MAR. 4	@	Chicago	3-2	L	35-25-6	76
27	DEC. 7		VANCOUVER	3-1	L	15-10-2	32	67	MAR. 5	@	St. Louis	1-1	T	35-25-7	77
28	DEC. 10		EDMONTON	7-4	L	15-11-2	32	68	MAR. 8		PITTSBURGH	5-3	L	35-26-7	77
29	DEC. 12	@	Edmonton	6-1	L	15-12-2	32	69	MAR. 11		MONTREAL	2-1	W	36-26-7	79
30	DEC. 14		PHILADELPHIA	4-1	L	15-13-2	32	70	MAR. 13		HARTFORD	3-0	L	36-27-7	79
31	DEC. 17	@	Chicago	5-1	L	15-14-2	32	71	MAR. 15		DETROIT	1-1	T	36-27-8	80
32	DEC. 18	@	St. Louis	3-3	T	15-14-3	33	72	MAR. 18		NEW JERSEY	4-3	W	37-27-8	82
33	DEC. 21		QUEBEC	4-4	T	15-14-4	34	73	MAR. 20	@	Vancouver	6-5	L	37-28-8	82
34	DEC. 23	@	Edmonton	2-1	W	16-14-4	36	74	MAR. 22		VANCOUVER	3-2	W	38-28-8	84
35	DEC. 26	@	Minnesota	4-2	L	16-15-4	36	75	MAR. 25		CALGARY	10-1	W	39-28-8	86
36	DEC. 28		MINNESOTA	5-4	W	17-15-4	38	76	MAR. 26	@	Calgary	3-1	L	39-29-8	86
37	DEC. 31	@	Toronto	6-1	L	17-16-4	38	77	MAR. 29		TORONTO	6-2	L	39-30-8	86
38	JAN. 2	@	Buffalo	6-3	W	18-16-4	40	78	MAR. 31	@	Edmonton	5-4	L	39-31-8	86
39	JAN. 4		VANCOUVER	4-2	W	19-16-4	42	79	APR. 3	@	Vancouver	6-4	L	39-32-8	86
40	JAN. 7		BUFFALO	4-2	L	19-17-4	42	80	APR. 5	@	Calgary	3-1	W	40-32-8	88



1987-88 WINNIPEG JETS

33-36-11 (77 points), 3rd Smythe Division

PLAYER	GP	G	A	PTS	PIM
Dale Hawerchuk	80	44	77	121	59
Paul MacLean	77	40	39	79	76
Andrew McBain	74	32	31	63	145
Randy Carlyle	78	15	44	59	210
Dave Ellett	68	13	45	58	106
Thomas Steen	76	16	38	54	53
Mario Marois	79	7	44	51	111
Laurie Boschman	80	25	23	48	227
Iain Duncan	62	19	23	42	73
Ray Neufeld	78	18	18	36	167
Doug Smail	71	15	16	31	34
Peter Taglianetti	70	6	17	23	182
Gilles Hamel	63	8	11	19	35
Hannu Jarvenpaa	41	6	11	17	34
Fredrik Olausson	38	5	10	15	18
Steve Rooney	56	7	6	13	217
Ron Wilson	69	5	8	13	28
*Mark Kumpel	32	4	4	8	19

PLAYER	GP	G	A	PTS	PIM
Brad Jones	19	2	5	7	15
Brad Berry	48	0	6	6	75
Randy Gilhen	13	3	2	5	15
Pat Elynuik	13	1	3	4	12
Jim Kyte	51	1	3	4	128
Peter Douris	4	0	2	2	0
Daniel Berthiaume	56	0	2	2	12
Joel Baillargeon	4	0	1	1	12
#Jim Nill	24	0	1	1	44
Todd Fliche	2	0	0	0	2
Alfie Turcotte	3	0	0	0	0
Guy Gosselin	5	0	0	0	6
*Paul Boutilier	6	0	0	0	6
Steve Penney	8	0	0	0	0
Dwight Schofield	18	0	0	0	33
Eldon Reddick	28	0	0	0	6
Tim Watters	36	0	0	0	106

GOALTENDER	GP	MIN	GAA	W-L-T	SO	GA	SA	SV%
Daniel Berthiaume	56	3010	3.51	22-19-7	2	176	1489	.882
Eldon Reddick	28	1487	4.12	9-13-3	0	102	712	.857
Steve Penney	8	385	4.68	2-4-1	0	30	186	.839

* - Acquired during season # - Relocated during season

#	DATE	H/R	OPPONENT	SCORE	RES	RECORD	PTS	#	DATE	H/R	OPPONENT	SCORE	RES	RECORD	PTS
1	OCT. 10	@	Calgary	5-1	W	1-0-0	2	41	JAN. 12	@	Vancouver	5-3	W	18-18-5	41
2	OCT. 12		CALGARY	3-2	W	2-0-0	4	42	JAN. 13	@	Vancouver	8-2	L	18-19-5	41
3	OCT. 17	@	Minnesota	5-2	W	3-0-0	6	43	JAN. 15	@	Edmonton	4-4	T	18-19-6	42
4	OCT. 18	@	Chicago	6-4	L	3-1-0	6	44	JAN. 17		VANCOUVER	6-5	L	18-20-6	42
5	OCT. 20	@	St. Louis	6-2	L	3-2-0	6	45	JAN. 19		ST. LOUIS	3-0	W	19-20-6	44
6	OCT. 23		LOS ANGELES	4-3	W	4-2-0	8	46	JAN. 23		LOS ANGELES	5-3	W	20-20-6	46
7	OCT. 25		LOS ANGELES	2-1	L	4-3-0	8	47	JAN. 24		LOS ANGELES	2-1	L	20-21-6	46
8	OCT. 28		DETROIT	5-1	L	4-4-0	8	48	JAN. 26	@	Washington	3-2	W	21-21-6	48
9	OCT. 30		WASHINGTON	3-2	W	5-4-0	10	49	JAN. 27	@	Pittsburgh	4-1	W	22-21-6	50
10	NOV. 1		VANCOUVER	7-3	W	6-4-0	12	50	JAN. 30	@	Philadelphia	4-3	L	22-22-6	50
11	NOV. 4	@	Toronto	7-3	L	6-5-0	12	51	JAN. 31	@	Buffalo	4-4	T	22-22-7	51
12	NOV. 6		CHICAGO	6-3	W	7-5-0	14	52	FEB. 3		CALGARY	9-0	W	23-22-7	53
13	NOV. 8		VANCOUVER	3-1	W	8-5-0	16	53	FEB. 5		CHICAGO	1-1	T	23-22-8	54
14	NOV. 10		CALGARY	4-3	W	9-5-0	18	54	FEB. 6	@	Minnesota	8-8	T	23-22-9	55
15	NOV. 12	@	New Jersey	1-1	T	9-5-1	19	55	FEB. 12		BUFFALO	7-5	W	24-22-9	57
16	NOV. 14	@	NY Islanders	7-3	L	9-6-1	19	56	FEB. 14		QUEBEC	3-2	W	25-22-9	59
17	NOV. 15	@	NY Rangers	6-4	L	9-7-1	19	57	FEB. 16	@	Quebec	7-3	W	26-22-9	61
18	NOV. 18		BOSTON	4-3	L	9-8-1	19	58	FEB. 17	@	Hartford	4-3	L	26-23-9	61
19	NOV. 20		NY RANGERS	4-3	L	9-9-1	19	59	FEB. 19		WASHINGTON	6-0	L	26-24-9	61
20	NOV. 22		EDMONTON	4-3	W	10-9-1	21	60	FEB. 21		EDMONTON	4-3	L	26-25-9	61
21	NOV. 25	@	Detroit	10-8	L	10-10-1	21	61	FEB. 23	@	Pittsburgh	4-3	W	27-25-9	63
22	NOV. 26	@	Boston	5-3	L	10-11-1	21	62	FEB. 24	@	New Jersey	3-1	W	28-25-9	65
23	NOV. 28		MONTREAL	7-3	L	10-12-1	21	63	FEB. 27	@	Montreal	6-0	L	28-26-9	65
24	DEC. 1	@	Los Angeles	7-6	W	11-12-1	23	64	FEB. 28	@	Buffalo	5-3	L	28-27-9	65
25	DEC. 3	@	Los Angeles	5-4	W	12-12-1	25	65	MAR. 1		HARTFORD	6-3	W	29-27-9	67
26	DEC. 9	@	Edmonton	2-0	L	12-13-1	25	66	MAR. 3		VANCOUVER	4-3	W	30-27-9	69
27	DEC. 11		QUEBEC	3-3	T	12-13-2	26	67	MAR. 5	@	Toronto	10-1	W	31-27-9	71
28	DEC. 13		PHILADELPHIA	4-3	L	12-14-2	26	68	MAR. 7		EDMONTON	6-0	L	31-28-9	71
29	DEC. 16	@	Calgary	5-4	L	12-15-2	26	69	MAR. 9		CALGARY	6-6	T	31-28-10	72
30	DEC. 18	@	Edmonton	5-5	T	12-15-3	27	70	MAR. 10	@	Calgary	5-3	L	31-29-10	72
31	DEC. 20		NEW JERSEY	4-1	W	13-15-3	29	71	MAR. 13		PITTSBURGH	5-4	L	31-30-10	72
32	DEC. 22		NY ISLANDERS	5-2	W	14-15-3	31	72	MAR. 16		MONTREAL	4-1	L	31-31-10	72
33	DEC. 26		MINNESOTA	5-4	W	15-15-3	33	73	MAR. 19	@	Edmonton	4-1	L	31-32-10	72
34	DEC. 28	@	Los Angeles	5-2	W	16-15-3	35	74	MAR. 20		NY ISLANDERS	6-0	L	31-33-10	72
35	DEC. 30	@	Los Angeles	6-4	L	16-16-3	35	75	MAR. 22	@	Hartford	4-3	L	31-34-10	72
36	DEC. 31	@	Vancouver	2-1	L	16-17-3	35	76	MAR. 24	@	Boston	4-3	L	31-35-10	72
37	JAN. 3		DETROIT	4-4	T	16-17-4	36	77	MAR. 26	@	Philadelphia	6-0	L	31-36-10	72
38	JAN. 6	@	Calgary	6-1	L	16-18-4	36	78	MAR. 29	@	Vancouver	3-2	W	32-36-10	74
39	JAN. 8		EDMONTON	4-4	T	16-18-5	37	79	APR. 1		NY RANGERS	6-6	T	32-36-11	75
40	JAN. 10		TORONTO	4-3	W	17-18-5	39	80	APR. 3		ST. LOUIS	5-4	W	33-36-11	77

1988-89 WINNIPEG JETS

26-42-12 (64 points), 5th Smythe Division

PLAYER	GP	G	A	PTS	PIM
Dale Hawerchuk	75	41	55	96	28
Thomas Steen	80	27	61	88	80
Andrew McBain	80	37	40	77	71
Brent Ashton	75	31	37	68	36
Fredrik Olausson	75	15	47	62	32
Dave Ellett	75	22	34	56	62
Pat Elynuik	56	26	25	51	29
Iain Duncan	57	14	30	44	74
Randy Carlyle	78	6	38	44	78
Laurie Boschman	70	10	26	36	163
Doug Smail	47	14	15	29	52
*Paul Fenton	59	14	9	23	33
*Gord Donnelly	57	6	10	16	228
Peter Taglianetti	66	1	14	15	226
Teppo Numminen	69	1	14	15	36
Jim Kyte	74	3	9	12	190
Brad Jones	22	6	5	11	6
Hannu Jarvenpaa	53	4	7	11	41
Brad Berry	38	0	9	9	45
Randy Gilhen	64	5	3	8	38
#Ray Neufeld	31	5	2	7	52

GOALTENDER	GP	MIN	GAA	W-L-T	SO	GA	SA	SV%
Bob Essensa	20	1102	3.70	6-8-3	1	68	574	.882
Eldon Reddick	41	2109	4.10	11-17-7	0	144	1132	.873
#Alain Chevrier	22	1092	4.29	8-8-2	1	78	554	.859
Daniel Berthiaume	9	443	5.96	0-8-0	0	4	255	.827
Tom Draper	2	120	6.00	1-1-0	0	12	66	.818

* - Acquired during season # - Relocated during season

PLAYER	GP	G	A	PTS	PIM
Brent Hughes	28	3	2	5	82
#Dave Hunter	34	3	1	4	61
Alfie Turcotte	14	1	3	4	2
#Alain Chevrier	22	0	4	4	2
Stu Kulak	18	2	0	2	24
#Mario Marois	7	1	1	2	17
Markku Kyllonen	9	0	2	2	2
Tony Joseph	2	1	0	1	0
*Moe Lemay	10	1	0	1	14
Guy Larose	3	0	1	1	6
Eldon Reddick	41	0	1	1	6
Darren Boyko	1	0	0	0	0
Todd Fliche	1	0	0	0	0
#Gilles Hamel	1	0	0	0	0
Tom Draper	2	0	0	0	0
Matt Hervey	2	0	0	0	4
Bryan Marchment	2	0	0	0	2
Paul Boutilier	3	0	0	0	4
Steve Fletcher	3	0	0	0	5
Daniel Berthiaume	9	0	0	0	0
Bob Essensa	20	0	0	0	0

#	DATE	H/R	OPPONENT	SCORE	RES	RECORD	PTS	#	DATE	H/R	OPPONENT	SCORE	RES	RECORD	PTS
1	OCT. 6	@	Vancouver	2-2	T	0-0-1	0	41	JAN. 13	@	Vancouver	3-1	W	16-16-9	41
2	OCT. 9	@	Edmonton	5-4	L	0-1-1	1	42	JAN. 15		MINNESOTA	4-1	L	16-17-9	41
3	OCT. 12	@	Chicago	10-1	L	0-2-1	1	43	JAN. 18		EDMONTON	9-4	L	16-18-9	41
4	OCT. 14		VANCOUVER	4-3	W	1-2-1	3	44	JAN. 20		PITTSBURGH	7-3	W	17-18-9	43
5	OCT. 16		EDMONTON	3-3	T	1-2-2	4	45	JAN. 21		PHILADELPHIA	7-3	L	17-19-9	43
6	OCT. 19		BOSTON	5-2	L	1-3-2	4	46	JAN. 25	@	Pittsburgh	5-4	L	17-20-9	43
7	OCT. 23		WASHINGTON	3-2	W	2-3-2	6	47	JAN. 26	@	NY Islanders	8-6	L	17-21-9	43
8	OCT. 28		LOS ANGELES	7-4	L	2-4-2	6	48	JAN. 28	@	Boston	4-3	W	18-21-9	45
9	OCT. 30		LOS ANGELES	8-4	W	3-4-2	8	49	JAN. 31	@	St. Louis	5-3	L	18-22-9	45
10	NOV. 1	@	NY Islanders	8-1	W	4-4-2	10	50	FEB. 1	@	Chicago	7-4	L	18-23-9	45
11	NOV. 3	@	New Jersey	3-3	T	4-4-3	11	51	FEB. 3		BOSTON	4-2	L	18-24-9	45
12	NOV. 5	@	Montreal	7-2	L	4-5-3	11	52	FEB. 5		DETROIT	6-2	L	18-25-9	45
13	NOV. 8	@	Quebec	8-4	W	5-5-3	13	53	FEB. 9	@	NY Rangers	4-3	L	18-26-9	45
14	NOV. 11		CHICAGO	6-5	L	5-6-3	13	54	FEB. 11	@	Hartford	7-3	L	18-27-9	45
15	NOV. 13		MONTREAL	7-3	W	6-6-3	15	55	FEB. 13	@	Detroit	2-2	T	18-27-10	46
16	NOV. 16	@	EDMONTON	2-1	W	7-6-3	17	56	FEB. 15		CALGARY	6-1	L	18-28-10	46
17	NOV. 18		TORONTO	3-0	W	8-6-3	19	57	FEB. 17		NEW JERSEY	3-2	W	18-28-10	48
18	NOV. 20		EDMONTON	7-4	W	9-6-3	21	58	FEB. 19		HARTFORD	7-6	W	20-28-10	50
19	NOV. 25	@	Detroit	6-3	L	9-7-3	21	59	FEB. 21	@	Quebec	4-3	L	20-29-10	50
20	NOV. 26	@	St. Louis	4-4	T	9-7-4	22	60	FEB. 22	@	Montreal	6-3	L	20-30-10	50
21	NOV. 29		NY RANGERS	4-3	L	9-8-4	22	61	FEB. 24	@	Buffalo	5-4	L	20-31-10	50
22	DEC. 2		VANCOUVER	6-3	W	10-8-4	24	62	FEB. 26		CALGARY	1-0	W	21-31-10	52
23	DEC. 4		CALGARY	6-3	L	10-9-4	24	63	MAR. 1		PHILADELPHIA	4-4	T	21-31-11	53
24	DEC. 6	@	Los Angeles	5-4	W	11-9-4	26	64	MAR. 3		EDMONTON	7-4	L	21-32-11	53
25	DEC. 8	@	Los Angeles	5-5	T	11-9-5	27	65	MAR. 5		NY ISLANDERS	4-3	L	21-33-11	53
26	DEC. 10	@	Edmonton	7-6	W	12-9-5	29	66	MAR. 7	@	Calgary	9-5	L	21-34-11	53
27	DEC. 11	@	Vancouver	8-6	L	12-10-5	29	67	MAR. 8	@	Vancouver	3-0	L	21-35-11	53
28	DEC. 14		BUFFALO	4-3	W	13-10-5	31	68	MAR. 10		PITTSBURGH	5-1	L	21-36-11	53
29	DEC. 17	@	Washington	6-3	L	13-11-5	31	69	MAR. 12		TORONTO	9-7	W	22-36-11	55
30	DEC. 18	@	Philadelphia	5-1	L	13-12-5	31	70	MAR. 14	@	Washington	6-3	L	22-37-11	55
31	DEC. 21		NEW JERSEY	5-5	T	13-12-6	32	71	MAR. 15	@	NY Rangers	6-3	W	23-37-11	57
32	DEC. 23		QUEBEC	5-4	L	13-13-6	32	72	MAR. 18	@	Toronto	10-2	W	24-37-11	59
33	DEC. 26	@	Minnesota	5-1	L	13-14-6	32	73	MAR. 20		BUFFALO	4-1	L	24-38-11	59
34	DEC. 28		ST. LOUIS	6-2	W	14-14-6	34	74	MAR. 23	@	Edmonton	5-4	L	24-39-11	59
35	DEC. 31	@	Calgary	4-4	T	14-14-7	35	75	MAR. 24		CALGARY	4-3	W	25-39-11	61
36	JAN. 4		VANCOUVER	4-2	W	15-14-7	37	76	MAR. 26		VANCOUVER	7-3	L	25-40-11	61
37	JAN. 6		LOS ANGELES	4-4	T	15-14-8	38	77	MAR. 28	@	Los Angeles	3-3	T	25-40-12	62
38	JAN. 8		LOS ANGELES	4-4	T	15-14-9	39	78	MAR. 29	@	Los Angeles	2-1	L	25-41-12	62
39	JAN. 10		HARTFORD	2-1	L	15-15-9	39	79	MAR. 31	@	Calgary	4-1	L	25-42-12	62
40	JAN. 11	@	Calgary	8-3	L	15-16-9	39	80	APR. 2		MINNESOTA	3-2	W	26-42-12	64



1989-90 WINNIPEG JETS

37-32-11 (85 points), 3rd Smythe Division

PLAYER	GP	G	A	PTS	PIM
Dale Hawerchuk	79	26	55	81	70
Pat Elynuik	80	32	42	74	83
Thomas Steen	53	18	48	66	35
Brent Ashton	79	22	34	56	37
Fredrik Olausson	77	9	46	55	32
Dave McLlwain	80	25	26	51	60
Paul Fenton	80	32	18	50	40
Doug Smail	79	25	24	49	63
Greg Paslawski	71	18	30	48	14
Dave Ellett	77	17	29	46	96
Teppo Numminen	79	11	32	43	20
Moe Mantha	73	2	26	28	28
Laurie Boschman	66	10	17	27	103
*Doug Evans	27	10	8	18	33
Randy Carlyle	53	3	15	18	50
Mark Kumpel	56	8	9	17	21
*Paul MacDermid	44	7	10	17	100

PLAYER	GP	G	A	PTS	PIM
Phil Sykes	48	9	6	15	26
#Randy Cunneynworth	28	5	6	11	34
Peter Taglianetti	49	3	6	9	136
Gord Donnelly	55	3	3	6	222
Shawn Cronin	61	0	4	4	243
Brent Hughes	11	1	2	3	33
Brad Berry	12	1	2	3	6
Danton Cole	2	1	1	2	0
Bryan Marchment	7	0	2	2	28
Brian McReynolds	9	0	2	2	4
Bob Essensa	36	0	2	2	0
Todd Flichel	3	0	1	1	2
#Daniel Berthiaume	24	0	1	1	6
Brad Jones	2	0	0	0	0
Tom Draper	6	0	0	0	0
Stephane Beauregard	19	0	0	0	4

GOALTENDER	GP	MIN	GAA	W-L-T	SO	GA	SA	SV%
Bob Essensa	36	2035	3.15	18-9-5	1	107	988	.892
Stephane Beauregard	19	1079	3.28	7-8-3	0	59	570	.896
#Daniel Berthiaume	24	1387	3.72	10-11-3	1	86	667	.871
Tom Draper	6	359	4.35	2-4-0	0	26	153	.830

* - Acquired during season # - Relocated during season

#	DATE	H/R	OPPONENT	SCORE	RES	RECORD	PTS	#	DATE	H/R	OPPONENT	SCORE	RES	RECORD	PTS
1	OCT. 6		NY RANGERS	4-1	L	0-1-0	0	41	JAN. 8	@	New Jersey	4-3	W	19-17-5	43
2	OCT. 8		PHILADELPHIA	5-3	W	1-1-0	2	42	JAN. 10		WASHINGTON	6-1	W	20-17-5	45
3	OCT. 10	@	Pittsburgh	5-1	L	1-2-0	2	43	JAN. 12		DETROIT	7-5	W	21-17-5	47
4	OCT. 12	@	Detroit	5-4	L	1-3-0	2	44	JAN. 14		ST. LOUIS	6-5	W	22-17-5	49
5	OCT. 14	@	Toronto	5-1	W	2-3-0	4	45	JAN. 16		QUEBEC	8-6	L	22-18-5	49
6	OCT. 18	@	Edmonton	7-2	L	2-4-0	4	46	JAN. 17	@	Edmonton	6-3	L	22-19-5	49
7	OCT. 20		CHICAGO	4-2	L	2-5-0	4	47	JAN. 19		NY ISLANDERS	6-4	L	22-20-5	49
8	OCT. 22		EDMONTON	5-4	W	3-5-0	6	48	JAN. 23	@	Washington	4-3	W	23-20-5	51
9	OCT. 25		WASHINGTON	6-4	W	4-5-0	8	49	JAN. 25	@	Philadelphia	8-6	L	23-21-5	51
10	OCT. 27		LOS ANGELES	3-1	L	4-6-0	8	50	JAN. 27	@	St. Louis	3-3	T	23-21-6	52
11	OCT. 29		LOS ANGELES	6-1	W	5-6-0	10	51	JAN. 29	@	Minnesota	4-2	L	23-22-6	52
12	NOV. 1	@	Calgary	5-3	L	5-7-0	10	52	JAN. 31		TORONTO	5-5	T	23-22-7	53
13	NOV. 3	@	Vancouver	3-2	W	6-7-0	12	53	FEB. 2		VANCOUVER	8-1	W	24-22-7	55
14	NOV. 5	@	Chicago	4-3	L	6-8-0	12	54	FEB. 4		CHICAGO	7-3	W	25-22-7	57
15	NOV. 8		VANCOUVER	3-2	W	7-8-0	14	55	FEB. 6	@	Vancouver	5-3	L	25-23-7	57
16	NOV. 10		HARTFORD	4-2	L	7-9-0	14	56	FEB. 8	@	Los Angeles	5-1	W	26-23-7	59
17	NOV. 12		CALGARY	3-2	W	8-9-0	16	57	FEB. 11	@	Edmonton	7-4	L	26-24-7	59
18	NOV. 14	@	Quebec	5-3	W	9-9-0	18	58	FEB. 14		BOSTON	3-2	W	27-24-7	61
19	NOC. 15	@	Montreal	5-1	L	9-10-0	18	59	FEB. 16		PITTSBURGH	3-3	T	27-24-8	62
20	NOV. 18	@	Philadelphia	1-0	W	10-10-0	20	60	FEB. 18		CALGARY	5-1	W	28-24-8	64
21	NOV. 20	@	NY Rangers	3-3	T	10-10-1	21	61	FEB. 20		BUFFALO	4-3	L	28-25-8	64
22	NOV. 21	@	NY Islanders	4-3	W	11-10-1	23	62	FEB. 22	@	New Jersey	4-2	W	29-25-8	66
23	NOV. 23		ST. LOUIS	5-2	L	11-11-1	23	63	FEB. 24	@	Hartford	3-1	W	30-25-8	68
24	NOV. 25		NEW JERSEY	3-1	L	11-12-1	23	64	FEB. 25	@	Buffalo	3-1	L	30-26-8	68
25	NOV. 29		NY RANGERS	5-4	W	12-12-1	25	65	FEB. 27	@	Minnesota	8-3	L	30-27-8	68
26	DEC. 1		DETROIT	3-3	T	12-12-2	26	66	MAR. 2		LOS ANGELES	9-3	W	31-27-8	70
27	DEC. 2		NY ISLANDERS	6-3	L	12-13-2	26	67	MAR. 4		LOS ANGELES	5-2	W	32-27-8	72
28	DEC. 6	@	Calgary	4-3	W	13-13-2	28	68	MAR. 7		QUEBEC	6-3	W	33-27-8	74
29	DEC. 8		MONTREAL	6-6	T	13-13-3	29	69	MAR. 9		EDMONTON	7-5	W	34-27-8	76
30	DEC. 10		CALGARY	4-1	W	14-13-3	31	70	MAR. 11		CALGARY	6-4	L	34-28-8	76
31	DEC. 13		VANCOUVER	3-3	T	14-13-4	32	71	MAR. 12	@	Calgary	5-4	L	34-29-8	76
32	DEC. 15	@	Detroit	3-3	T	14-13-5	33	72	MAR. 15	@	Boston	3-3	T	34-29-9	77
33	DEC. 19	@	Los Angeles	9-5	L	14-14-5	33	73	MAR. 17	@	Toronto	5-4	W	35-29-9	79
34	DEC. 21	@	Edmonton	3-2	L	14-15-5	33	74	MAR. 18	@	Buffalo	4-3	L	35-30-9	79
35	DEC. 26		MINNESOTA	5-3	W	15-15-5	35	75	MAR. 21		MONTREAL	3-2	W	36-30-9	81
36	DEC. 29	@	Calgary	2-1	W	16-15-5	37	76	MAR. 23		VANCOUVER	4-2	L	36-31-9	81
37	DEC. 31		EDMONTON	3-2	W	17-15-5	39	77	MAR. 25	@	Vancouver	3-3	T	36-31-10	82
38	JAN. 3	@	Hartford	4-2	W	18-15-5	41	78	MAR. 27	@	Los Angeles	4-4	T	36-31-11	83
39	JAN. 4	@	Boston	4-2	L	18-16-5	41	79	MAR. 29	@	Los Angeles	1-0	W	37-31-11	85
40	JAN. 6	@	Pittsburgh	5-3	L	18-17-5	41	80	APR. 1		EDMONTON	4-2	L	37-32-11	85

1990-91 WINNIPEG JETS

26-43-11 (63 points), 5th Smythe Division

PLAYER	GP	G	A	PTS	PIM
Phil Housley	78	23	53	76	24
Thomas Steen	58	19	48	67	49
Pat Elynuik	80	31	34	65	73
*Ed Olczyk	61	26	31	57	69
Fredrik Olausson	71	12	29	41	24
Paul MacDermid	69	15	21	36	128
Brent Ashton	61	12	24	36	58
Doug Evans	70	7	27	34	108
Teppo Numminen	80	8	25	33	28
Randy Carlyle	52	9	19	28	44
Dave McLlwain	60	14	11	25	46
Danton Cole	66	13	11	24	24
Moe Mantha	57	9	15	24	33
Phil Sykes	70	12	10	22	59
Scott Arniel	75	5	17	22	87
#Greg Paslawski	43	9	10	19	10
*Mark Osborne	37	8	8	16	59
#Dave Ellett	17	4	7	11	6
Mark Kumpel	53	7	3	10	10

PLAYER	GP	G	A	PTS	PIM
Mike Eagles	44	0	9	9	79
#Paul Fenton	17	4	4	8	18
Gord Donnelly	57	3	4	7	265
Bryan Erickson	6	0	7	7	0
Shawn Cronin	67	1	5	6	189
Sergei Kharin	7	2	3	5	2
Bryan Marchment	28	2	2	4	91
#Doug Smail	15	1	2	3	10
*Don Barber	16	1	2	3	14
Bob Essensa	55	0	3	3	6
Craig Duncanson	7	2	0	2	16
Kris Draper	3	1	0	1	5
Luciano Borsato	1	0	1	1	2
Stephane Beauregard	16	0	1	1	2
Rick Tabaracci	24	0	1	1	8
Rudy Poeschek	1	0	0	0	5
Iain Duncan	2	0	0	0	2
Simon Wheeldon	4	0	0	0	4
Guy Larose	7	0	0	0	8

GOALTENDER	GP	MIN	GAA	W-L-T	SO	GA	SA	SV%
Bob Essensa	55	2916	3.15	19-24-6	4	153	1496	.898
Rick Tabaracci	24	1093	3.90	4-9-4	1	71	570	.875
Stephane Beauregard	16	836	3.95	3-10-1	0	55	423	.870

* - Acquired during season # - Relocated during season

#	DATE	H/R	OPPONENT	SCORE	RES	RECORD	PTS
1	OCT. 4		TORONTO	7-1	W	1-0-0	2
2	OCT. 6	@	Edmonton	3-3	T	1-0-1	3
3	OCT. 8		CALGARY	4-3	L	1-1-1	3
4	OCT. 10		BOSTON	4-2	L	1-2-1	3
5	OCT. 12	@	Washington	3-1	L	1-3-1	3
6	OCT. 13	@	Philadelphia	4-3	L	1-4-1	3
7	OCT. 16	@	NY Islanders	4-1	L	1-5-1	3
8	OCT. 17	@	NY Rangers	5-3	L	1-6-1	3
9	OCT. 19		VANCOUVER	7-5	W	2-6-1	5
10	OCT. 24		EDMONTON	3-1	W	3-6-1	7
11	OCT. 26		LOS ANGELES	6-2	W	4-6-1	9
12	OCT. 28		LOS ANGELES	6-2	L	4-7-1	9
13	OCT. 31	@	Edmonton	1-0	W	5-7-1	11
14	NOV. 1	@	Calgary	2-1	L	5-8-1	11
15	NOV. 3	@	Vancouver	5-3	W	6-8-1	13
16	NOV. 6		PHILADELPHIA	4-2	L	6-9-1	13
17	NOV. 9		HARTFORD	5-4	W	7-9-1	15
18	NOV. 11	@	Chicago	3-3	T	7-9-2	16
19	NOV. 12	@	Toronto	5-2	L	7-10-2	16
20	NOV. 14		PITTSBURGH	6-4	L	7-11-2	16
21	NOV. 16		NY RANGERS	6-4	L	7-12-2	16
22	NOV. 18		ST. LOUIS	4-3	W	8-12-2	18
23	NOV. 20	@	St. Louis	4-2	L	8-13-2	18
24	NOV. 22	@	NY Islanders	3-1	L	8-14-2	18
25	NOV. 24	@	Quebec	11-4	W	9-14-2	20
26	NOV. 25	@	Montreal	4-3	L	9-15-2	20
27	NOV. 28		CALGARY	2-2	T	9-15-3	21
28	NOV. 30		MINNESOTA	4-2	L	9-16-3	21
29	DEC. 2		VANCOUVER	5-1	L	9-17-3	21
30	DEC. 3		NEW JERSEY	4-4	T	9-17-4	22
31	DEC. 5	@	Los Angeles	3-3	T	9-17-5	23
32	DEC. 8	@	Los Angeles	4-4	T	9-17-6	24
33	DEC. 11	@	St. Louis	3-3	T	9-17-7	25
34	DEC. 13	@	Chicago	5-4	L	9-18-7	25
35	DEC. 15		MONTREAL	4-2	W	10-18-7	27
36	DEC. 16		PHILADELPHIA	4-2	L	10-19-7	27
37	DEC. 18	@	Pittsburgh	9-2	L	10-20-7	27
38	DEC. 20	@	Detroit	3-1	L	10-21-7	27
39	DEC. 22		DETROIT	5-2	L	10-22-7	27
40	DEC. 26	@	Minnesota	6-4	W	11-22-7	29
41	DEC. 28		BOSTON	6-0	W	12-22-7	31
42	DEC. 31		VANCOUVER	2-1	W	13-22-7	33
43	JAN. 2		CALGARY	3-3	T	13-22-8	34
44	JAN. 4	@	Buffalo	4-1	L	13-23-8	34
45	JAN. 5	@	Hartford	4-3	L	13-24-8	34
46	JAN. 7	@	Boston	5-2	L	13-25-8	34
47	JAN. 11		CHICAGO	3-1	L	13-26-8	34
48	JAN. 13		CALGARY	4-3	W	14-26-8	36
49	JAN. 15	@	Calgary	7-5	L	14-27-8	36
50	JAN. 16	@	Vancouver	2-1	W	15-27-8	38
51	JAN. 21		MINNESOTA	2-0	W	16-27-8	40
52	JAN. 25		NY ISLANDERS	8-1	W	17-27-8	42
53	JAN. 27		EDMONTON	3-2	L	17-28-8	42
54	JAN. 29	@	Quebec	5-2	W	18-28-8	44
55	JAN. 30	@	Montreal	8-4	L	18-29-8	44
56	FEB. 2	@	Washington	4-2	W	19-29-8	46
57	FEB. 3	@	NY Rangers	4-3	W	20-29-8	48
58	FEB. 6		TORONTO	5-5	T	20-29-9	49
59	FEB. 8		PITTSBURGH	6-2	W	21-29-9	51
60	FEB. 10		BUFFALO	2-0	L	21-30-9	51
61	FEB. 12	@	Detroit	6-1	L	21-31-9	51
62	FEB. 14	@	New Jersey	3-3	T	21-31-10	52
63	FEB. 17		QUEBEC	6-0	W	22-31-10	54
64	FEB. 20		VANCOUVER	5-5	T	22-31-11	55
65	FEB. 22		LOS ANGELES	6-4	L	22-32-11	55
66	FEB. 24		LOS ANGELES	5-3	L	22-33-11	55
67	FEB. 26		HARTFORD	5-4	W	23-33-11	57
68	FEB. 28	@	Los Angeles	4-2	L	23-34-11	57
69	MAR. 2	@	Los Angeles	6-3	L	23-35-11	57
70	MAR. 5		EDMONTON	5-4	L	23-36-11	57
71	MAR. 8		WASHINGTON	2-1	L	23-37-11	57
72	MAR. 10		NEW JERSEY	4-3	W	24-37-11	59
73	MAR. 12	@	Calgary	5-3	L	24-38-11	59
74	MAR. 13		BUFFALO	6-2	L	24-39-11	59
75	MAR. 15		EDMONTON	4-3	W	25-39-11	61
76	MAR. 18	@	Calgary	4-3	L	25-40-11	61
77	MAR. 22	@	Vancouver	3-1	L	25-41-11	61
78	MAR. 23	@	Edmonton	3-0	W	26-41-11	63
79	MAR. 28	@	Vancouver	3-2	L	26-42-11	63
80	MAR. 31	@	Edmonton	6-3	L	26-43-11	63



1991-92 WINNIPEG JETS

33-32-15 (81 points), 4th Smythe Division

PLAYER	GP	G	A	PTS	PIM
Phil Housley	74	23	63	86	92
Ed Olczyk	64	32	33	65	67
Fredrik Olausson	77	20	42	62	34
Pat Elynuik	60	25	25	50	65
Troy Murray	74	17	30	47	69
*Darrin Shannon	68	13	26	39	41
Teppo Numminen	80	5	34	39	32
Thomas Steen	38	13	25	38	29
Luciano Borsato	56	15	21	36	45
#Paul MacDermid	59	10	11	21	151
Stu Barnes	46	8	9	17	26
Mike Eagles	65	7	10	17	118
#Mark Osborne	43	4	12	16	65
Doug Evans	30	7	7	14	68
Danton Cole	52	7	5	12	32
Igor Ulanov	27	2	9	11	67
Randy Carlyle	66	1	9	10	54
Aaron Broten	25	4	5	9	14
Mike Hartman	75	4	4	8	264
Keith Tkachuk	17	3	5	8	28
Russ Romaniuk	27	3	5	8	18
John Leblanc	16	6	1	7	6
Evgeny Davydov	12	4	3	7	8

PLAYER	GP	G	A	PTS	PIM
Phil Sykes	52	4	2	6	72
Bryan Erickson	10	2	4	6	0
Dean Kennedy	18	2	4	6	21
*Mike Lalor	15	2	3	5	14
*Petri Skriko	15	2	3	5	4
*Mario Marois	34	1	3	4	34
#Moe Mantha	12	0	4	4	6
Shawn Cronin	65	0	4	4	271
*Lucien DeBlois	11	1	2	3	2
#Don Barber	11	0	3	3	4
Kris Draper	10	2	0	2	2
#Dave McLlwain	3	1	1	2	2
Bob Essensa	47	0	2	2	2
#Brent Ashton	7	1	0	1	4
Rob Murray	9	0	1	1	18
Rick Tabaracci	18	0	1	1	4
Bob Joyce	1	0	0	0	0
Michael O'Neill	1	0	0	0	0
Jason Cirone	3	0	0	0	2
#Gord Donnelly	4	0	0	0	11
Rudy Poeschek	4	0	0	0	17
Kent Paynter	5	0	0	0	4
Stephane Beauregard	26	0	0	0	0

GOALTENDER	GP	MIN	GAA	W-L-T	SO	GA	SA	SV%
Bob Essensa	47	2627	2.88	21-17-6	5	126	1407	.910
Stephane Beauregard	26	1267	2.89	6-8-6	2	61	611	.900
Rick Tabaracci	18	966	3.23	6-7-3	0	52	470	.889
Michael O'Neill	1	13	4.62	0-0-0	0	1	7	.857

* - Acquired during season # - Relocated during season

#	DATE	H/R	OPPONENT	SCORE	RES	RECORD	PTS	#	DATE	H/R	OPPONENT	SCORE	RES	RECORD	PTS
1	OCT. 4		LOS ANGELES	6-3	L	0-1-0	0	41	JAN. 2	@	Boston	3-1	W	17-16-8	42
2	OCT. 6		CALGARY	5-3	W	1-1-0	2	42	JAN. 4	@	Pittsburgh	3-2	L	17-17-8	42
3	OCT. 8		VANCOUVER	3-2	L	1-2-0	2	43	JAN. 6	@	NY Rangers	4-2	L	17-18-8	42
4	OCT. 10	@	San Jose	5-4	W	2-2-0	4	44	JAN. 8		EDMONTON	5-2	W	18-18-8	44
5	OCT. 12	@	Los Angeles	3-3	T	2-2-1	5	45	JAN. 10		CHICAGO	6-2	W	19-18-8	46
6	OCT. 16		HARTFORD	3-2	L	2-3-1	5	46	JAN. 12		SAN JOSE	4-3	L	19-19-8	46
7	OCT. 19		TORONTO	4-2	W	3-3-1	7	47	JAN. 14		VANCOUVER	4-2	L	19-20-8	46
8	OCT. 22	@	NY Islanders	1-1	T	3-3-2	8	48	JAN. 21	@	Hartford	3-3	T	19-20-9	47
9	OCT. 23	@	Detroit	3-2	W	4-3-2	10	49	JAN. 23	@	Philadelphia	1-0	W	20-20-9	49
10	OCT. 25		PHILADELPHIA	2-0	W	5-3-2	12	50	JAN. 25	@	Quebec	2-1	L	20-21-9	49
11	OCT. 27		WASHINGTON	6-5	W	6-3-2	14	51	JAN. 26	@	Buffalo	5-2	L	20-22-9	49
12	OCT. 29	@	Quebec	7-2	L	6-4-2	14	52	JAN. 28	@	Pittsburgh	4-0	W	21-22-9	51
13	OCT. 30	@	Montreal	6-1	L	6-5-2	14	53	JAN. 31		QUEBEC	4-4	T	21-22-10	52
14	NOV. 1		CALGARY	7-6	L	6-6-2	14	54	FEB. 2		SAN JOSE	6-0	W	22-22-10	54
15	NOV. 3		ST. LOUIS	3-3	T	6-6-3	15	55	FEB. 4		BOSTON	3-3	T	22-22-11	55
16	NOV. 5	@	Vancouver	2-2	T	6-6-4	16	56	FEB. 7		CALGARY	4-1	W	23-22-11	57
17	NOV. 8		PITTSBURGH	3-1	L	6-7-4	16	57	FEB. 13	@	Minnesota	6-1	L	23-23-11	57
18	NOV. 11		LOS ANGELES	6-2	W	7-7-4	18	58	FEB. 15	@	Toronto	3-1	W	24-23-11	59
19	NOV. 14	@	St. Louis	2-1	L	7-8-4	18	59	FEB. 17	@	NY Islanders	5-4	L	24-24-11	59
20	NOV. 16	@	New Jersey	1-0	W	8-8-4	20	60	FEB. 19		ST. LOUIS	4-3	L	24-25-11	59
21	NOV. 17	@	Philadelphia	2-1	W	9-8-4	22	61	FEB. 21		NEW JERSEY	6-4	W	25-25-11	61
22	NOV. 20		NY ISLANDERS	3-1	W	10-8-4	24	62	FEB. 23		LOS ANGELES	4-2	L	25-26-11	61
23	NOV. 23	@	Edmonton	4-0	W	11-8-4	26	63	FEB. 26	@	Edmonton	6-1	L	25-27-11	61
24	NOV. 25	@	Calgary	3-3	T	11-8-5	27	64	FEB. 28	@	Vancouver	5-3	L	25-28-11	61
25	NOV. 27		NY RANGERS	3-2	W	12-8-5	29	65	MAR. 1		EDMONTON	4-2	L	25-29-11	61
26	DEC. 1		CHICAGO	3-2	W	13-8-5	31	66	MAR. 3	@	Detroit	4-3	W	26-29-11	63
27	DEC. 4		BUFFALO	5-4	W	14-8-5	33	67	MAR. 6	@	Washington	3-3	T	26-29-12	64
28	DEC. 6		EDMONTON	4-4	T	14-8-6	34	68	MAR. 8	@	Minnesota	4-2	L	26-30-12	64
29	DEC. 8		WASHINGTON	4-3	W	15-8-6	36	69	MAR. 11		SAN JOSE	3-0	W	27-30-12	66
30	DEC. 10	@	San Jose	3-3	T	15-8-7	37	70	MAR. 13		HARTFORD	1-0	L	27-31-12	66
31	DEC. 12	@	Los Angeles	2-1	L	15-9-7	37	71	MAR. 15		DETROIT	1-1	T	27-31-13	67
32	DEC. 14	@	Edmonton	7-5	L	15-10-7	37	72	MAR. 17	@	Los Angeles	5-4	L	27-32-13	67
33	DEC. 17	@	Calgary	7-4	L	15-11-7	37	73	MAR. 20	@	Vancouver	2-2	T	27-32-14	68
34	DEC. 19	@	Vancouver	3-1	L	15-12-7	37	74	MAR. 22		VANCOUVER	5-1	W	28-32-14	70
35	DEC. 21		CALGARY	7-2	W	16-12-7	39	75	MAR. 25		MONTREAL	2-2	T	28-32-15	71
36	DEC. 23	@	Toronto	3-1	L	16-13-7	39	76	MAR. 27		LOS ANGELES	6-4	W	29-32-15	73
37	DEC. 26		MINNESOTA	3-2	L	16-14-7	39	77	MAR. 29		SAN JOSE	6-5	W	30-32-15	75
38	DEC. 27	@	Chicago	3-3	T	16-14-8	40	78	APR. 12	@	Calgary	4-3	W	31-32-15	77
39	DEC. 29		BOSTON	6-3	L	16-15-8	40	79	APR. 14	@	Edmonton	6-2	W	32-32-15	79
40	DEC. 31		NY RANGERS	5-2	L	16-16-8	40	80	APR. 16	@	San Jose	5-3	W	33-32-15	81

1992-93 WINNIPEG JETS

40-37-7 (87 points), 4th Smythe Division

PLAYER	GP	G	A	PTS	PIM
Teemu Selanne	84	76	56	132	45
Phil Housley	80	18	79	97	52
Alexei Zhamnov	68	25	47	72	58
Thomas Steen	80	22	50	72	75
Darrin Shannon	84	20	40	60	91
Fredrik Olausson	68	16	41	57	22
Keith Tkachuk	83	28	23	51	201
Evgeny Davydov	79	28	21	49	66
Teppo Numminen	66	7	30	37	33
Luciano Borsato	67	15	20	35	38
Mike Eagles	84	8	18	26	131
Sergei Bautin	71	5	18	23	96
Stu Barnes	38	12	10	22	10
#Ed Olczyk	25	8	12	20	26
John Druce	50	6	14	20	37
*Kris King	48	8	8	16	136
Bryan Erickson	41	4	12	16	14
Igor Ulanov	56	2	14	16	124
*Tie Domi	49	3	10	13	249

PLAYER	GP	G	A	PTS	PIM
Mike Lalor	64	1	8	9	76
Dean Kennedy	78	1	7	8	105
#Troy Murray	29	3	4	7	34
Bob Essensa	67	0	5	5	2
Russ Romaniuk	28	3	1	4	22
Randy Carlyle	22	1	1	2	14
Anatoli Fedotov	1	0	2	2	0
Andy Brickley	12	0	2	2	2
Dallas Eakins	14	0	2	2	38
#Mark Osiecki	4	1	0	1	2
Rob Murray	10	1	0	1	6
Alan Kerr	7	0	1	1	2
Scott Levins	9	0	1	1	18
Bob Joyce	1	0	0	0	0
Michael O'Neill	2	0	0	0	0
*Jim Hrivnak	3	0	0	0	0
John Leblanc	3	0	0	0	2
Kris Draper	7	0	0	0	2
#Rick Tabaracci	19	0	0	0	10

GOALTENDER	GP	MIN	GAA	W-L-T	SO	GA	SA	SV%
Bob Essensa	67	3855	3.53	33-26-6	2	227	2119	.893
*Jim Hrivnak	3	180	4.33	2-1-0	0	13	96	.865
#Rick Tabaracci	19	959	4.38	5-10-0	0	70	496	.859
Michael O'Neill	2	73	4.93	0-0-1	0	6	34	.824

* - Acquired during season # - Relocated during season

#	DATE	H/R	OPPONENT	SCORE	W-L-T	RECORD	PTS
1	OCT. 6		DETROIT	4-1	W	1-0-0	2
2	OCT. 8	@	San Jose	4-3	L	1-1-0	2
3	OCT. 10	@	Los Angeles	6-3	L	1-2-0	2
4	OCT. 12	@	Vancouver	8-1	L	1-3-0	2
5	OCT. 14		EDMONTON	7-3	W	2-3-0	4
6	OCT. 16		VANCOUVER	6-2	L	2-4-0	4
7	OCT. 18	@	Philadelphia	5-4	L	2-5-0	4
8	OCT. 20	@	Detroit	5-3	L	2-6-0	4
9	OCT. 23		LOS ANGELES	4-2	W	3-6-0	6
10	OCT. 26		WASHINGTON	6-2	W	4-6-0	8
11	OCT. 28		CALGARY	7-5	L	4-7-0	8
12	OCT. 31	@	Quebec	3-2	L	4-8-0	8
13	NOV. 2	@	Montreal	2-1	L	4-9-0	8
14	NOV. 6		EDMONTON	6-1	L	4-10-0	8
15	NOV. 8	@	Vancouver	6-1	L	4-11-0	8
16	NOV. 10		LOS ANGELES	4-4	T	4-11-1	9
17	NOV. 12	@	Minnesota	7-2	W	5-11-1	11
18	NOV. 14	@	St. Louis	4-2	L	5-12-1	11
19	NOV. 17	@	Tampa Bay	6-5	W	6-12-1	13
20	NOV. 19	@	Detroit	5-3	W	7-12-1	15
21	NOV. 21		NY RANGERS	5-4	L	7-13-1	15
22	NOV. 24		NY ISLANDERS	3-3	T	7-13-2	16
23	NOV. 27		SAN JOSE	3-2	W	8-13-2	18
24	DEC. 2	@	Calgary	3-3	T	8-13-3	19
25	DEC. 5		MONTREAL	3-2	L	8-14-3	19
26	DEC. 8	@	Pittsburgh	5-2	L	8-15-3	19
27	DEC. 11	@	Washington	8-6	L	8-16-3	19
28	DEC. 12	@	NY Islanders	4-3	W	9-16-3	21
29	DEC. 15		NEW JERSEY	4-3	W	10-16-3	23
30	DEC. 17	@	Chicago	5-1	L	10-17-3	23
31	DEC. 19	@	St. Louis	1-0	W	11-17-3	25
32	DEC. 21		SAN JOSE	5-4	W	12-17-3	27
33	DEC. 23		CALGARY	4-3	L	12-18-3	27
34	DEC. 26	@	Minnesota	5-4	L	12-19-3	27
35	DEC. 27		MINNESOTA	7-4	W	13-19-3	29
36	DEC. 29		BOSTON	5-4	W	14-19-3	31
37	DEC. 31		EDMONTON	3-2	W	15-19-3	33
38	JAN. 2	@	New Jersey	2-2	T	15-19-4	34
39	JAN. 3	@	Chicago	4-1	L	15-20-4	34
40	JAN. 5	@	Calgary	4-2	W	16-20-4	36
41	JAN. 8		LOS ANGELES	6-3	W	17-20-4	38
42	JAN. 10		PITTSBURGH	3-2	W	18-20-4	40

#	DATE	H/R	OPPONENT	SCORE	W-L-T	RECORD	PTS
43	JAN. 12		SAN JOSE	4-1	W	19-20-4	42
44	JAN. 13	@	Edmonton	4-1	W	20-20-4	44
45	JAN. 16	@	Los Angeles	5-2	W	21-20-4	46
46	JAN. 18		HARTFORD	8-7	W	22-20-4	48
47	JAN. 19		CHICAGO	5-2	W	23-20-4	50
48	JAN. 22	@	Calgary	4-4	T	23-20-5	51
49	JAN. 23		EDMONTON	8-5	W	24-20-5	53
50	JAN. 27	@	NY Rangers	5-2	L	24-21-5	53
51	JAN. 28	@	Boston	6-2	L	24-22-5	53
52	JAN. 30	@	Hartford	6-3	W	25-22-5	55
53	FEB. 1	@	Ottawa	4-4	T	25-22-6	56
54	FEB. 3		ST. LOUIS	4-2	L	25-23-6	56
55	FEB. 10		BUFFALO	6-2	L	25-24-6	56
56	FEB. 12		HARTFORD	6-2	L	25-25-6	56
57	FEB. 14		SAN JOSE	3-2	L	25-26-6	56
58	FEB. 18	@	San Jose	5-3	L	25-27-6	56
59	FEB. 20	@	Vancouver	4-2	L	25-28-6	56
60	FEB. 22		OTTAWA	6-3	W	26-28-6	58
61	FEB. 23	@	Ottawa	8-2	W	27-28-6	60
62	FEB. 26		VANCOUVER	7-4	L	27-29-6	60
63	FEB. 28		MINNESOTA	7-6	W	28-29-6	62
64	MAR. 2		QUEBEC	7-4	L	28-30-6	62
65	MAR. 4	@	Edmonton	5-3	W	29-30-6	64
66	MAR. 6	@	Toronto	4-2	L	29-31-6	64
67	MAR. 7	@	Buffalo	2-1	L	29-32-6	64
68	MAR. 9	@	Tampa Bay	4-2	W	30-32-6	66
69	MAR. 12		VANCOUVER	3-2	L	30-33-6	66
70	MAR. 14		TAMPA BAY	3-1	W	31-33-6	68
71	MAR. 16	@	Los Angeles	8-4	L	31-34-6	68
72	MAR. 18	@	Vancouver	5-2	W	32-34-6	70
73	MAR. 21		CALGARY	4-2	W	33-34-6	72
74	MAR. 23		TORONTO	5-4	L	33-35-6	72
75	MAR. 26		ST. LOUIS	4-2	W	34-35-6	74
76	MAR. 28		LOS ANGELES	3-3	T	34-35-7	75
77	MAR. 30	@	Calgary	5-4	W	35-35-7	77
78	APR. 1	@	San Jose	9-5	W	36-35-7	79
79	APR. 3	@	Edmonton	6-4	W	37-35-7	81
80	APR. 6		PHILADELPHIA	4-2	L	37-36-7	81
81	APR. 8		TORONTO	5-3	W	38-36-7	83
82	APR. 11	@	Edmonton	7-5	W	39-36-7	85
83	APR. 13		TAMPA BAY	5-3	L	39-37-7	85
84	APR. 15		EDMONTON	3-0	W	40-37-7	87



1993-94 WINNIPEG JETS

24-51-9 (57 points), 6th Central Division

PLAYER	GP	G	A	PTS	PIM
Keith Tkachuk	84	41	40	81	255
Nelson Emerson	83	33	41	74	80
Alexei Zhamnov	61	26	45	71	62
Darrin Shannon	77	21	37	58	87
Teemu Selanne	51	25	29	54	22
Thomas Steen	76	19	32	51	32
#Boris Mironov	65	7	22	29	96
#Paul Ysebaert	60	9	18	27	18
Stephane Quintal	81	8	18	26	119
Teppo Numminen	57	5	18	23	28
Tie Domi	81	8	11	19	347
Luciano Borsato	75	5	13	18	28
Igor Ulanov	74	0	17	17	165
Russ Romaniuk	24	4	8	12	6
Mike Eagles	73	4	8	12	96
Kris King	83	4	8	12	205
*Wayne McBean	31	2	9	11	24
Dean Kennedy	76	2	8	10	164
#Stu Barnes	18	5	4	9	8
John LeBlanc	17	6	2	8	2
*Dallas Drake	15	3	5	8	12

PLAYER	GP	G	A	PTS	PIM
#Fredrik Olausson	18	2	5	7	10
#Sergei Bautin	59	0	7	7	78
*Randy Gilhen	40	3	3	6	34
*Dave Manson	13	1	4	5	51
Dave Tomlinson	31	1	3	4	24
Darryl Shannon	20	0	4	4	18
Arto Blomsten	18	0	2	2	6
Michal Grosek	3	1	0	1	0
Oleg Mikulchik	4	0	1	1	17
#Yan Kaminsky	1	0	0	0	0
Mark Visheau	1	0	0	0	0
Andy Brickley	2	0	0	0	0
Craig Fisher	4	0	0	0	2
Kevin McClelland	6	0	0	0	19
Rob Murray	6	0	0	0	2
Harijs Vitolins	8	0	0	0	4
Stephane Beauregard	13	0	0	0	0
*Tim Cheveldae	14	0	0	0	2
Bryan Erickson	16	0	0	0	6
Mike O'Neill	17	0	0	0	0
#Bob Essensa	56	0	0	0	6

GOALTENDER	GP	MIN	GAA	W-L-T	SO	GA	SA	SV%
#Bob Essensa	56	3136	3.85	19-30-6	1	201	1714	.883
*Tim Cheveldae	14	788	3.96	5-8-1	1	52	485	.893
Mike O'Neill	17	738	4.15	0-9-1	0	51	382	.866
Stephane Beauregard	13	418	4.88	0-4-1	0	34	211	.839

* - Acquired during season # - Relocated during season

#	DATE	H/R	OPPONENT	SCORE	RES	RECORD	PTS	#	DATE	H/R	OPPONENT	SCORE	W-L-T	RECORD	PTS
1	OCT. 6		WASHINGTON	6-4	W	1-0-0	2	43	JAN. 6	@	Boston	5-4	L	15-23-5	35
2	OCT. 9	@	Dallas	3-3	T	1-0-1	3	44	JAN. 8	@	Ottawa	3-2	W	16-23-5	37
3	OCT. 10	@	Chicago	4-3	L	1-1-1	3	45	JAN. 10	@	Montreal	4-2	L	16-24-5	37
4	OCT. 12	@	New Jersey	7-4	L	1-2-1	3	46	JAN. 12		BUFFALO	3-2	W	17-24-5	39
5	OCT. 16		CHICAGO	1-0	W	2-2-1	5	47	JAN. 15		TORONTO	5-1	L	17-25-5	39
6	OCT. 18		EDMONTON	6-3	W	3-2-1	7	48	JAN. 16		TAMPA BAY	3-2	L	17-26-5	39
7	OCT. 21	@	Detroit	6-2	L	3-3-1	7	49	JAN. 19		NEW JERSEY	4-0	L	17-27-5	39
8	OCT. 23	@	Philadelphia	9-6	W	4-3-1	9	50	JAN. 25	@	Los Angeles	4-4	T	17-27-6	40
9	OCT. 26	@	Florida	5-2	W	5-3-1	11	51	JAN. 26	@	Anaheim	3-1	L	17-28-6	40
10	OCT. 27	@	Tampa Bay	4-3	W	6-3-1	13	52	JAN. 29	@	Detroit	7-1	L	17-29-6	40
11	OCT. 29		LOS ANGELES	4-3	L	6-4-1	13	53	FEB. 2		DALLAS	7-3	L	17-30-6	40
12	OCT. 31		CALGARY	4-3	L	6-5-1	13	54	FEB. 4		HARTFORD	2-2	T	17-30-7	41
13	NOV. 3		ST. LOUIS	3-0	L	6-6-1	13	55	FEB. 6	@	Edmonton	5-2	L	17-31-7	41
14	NOV. 5		OTTAWA	7-6	L	6-7-1	13	56	FEB. 8	@	ST. LOUIS	6-5	L	17-32-7	41
15	NOV. 7	@	Dallas	1-1	T	6-7-2	14	57	FEB. 9	@	Dallas	4-2	L	17-33-7	41
16	NOV. 9	@	NY Islanders	5-2	W	7-7-2	16	58	FEB. 11		TORONTO	3-1	L	17-34-7	41
17	NOV. 10	@	NY Rangers	2-1	L	7-8-2	16	59	FEB. 15	@	Pittsburgh	5-3	L	17-35-7	41
18	NOV. 13		DALLAS	3-2	L	7-9-2	16	60	FEB. 18		CHICAGO	7-2	L	17-36-7	41
19	NOV. 15	@	Calgary	7-2	L	7-10-2	16	61	FEB. 20		CALGARY	5-2	L	17-37-7	41
20	NOV. 17		DETROIT	2-1	W	8-10-2	18	62	FEB. 22		FLORIDA	3-2	L	17-38-7	41
21	NOV. 19	@	Buffalo	6-0	L	8-11-2	18	63	FEB. 24	@	Chicago	6-3	L	17-39-7	41
22	NOV. 20	@	Quebec	5-5	T	8-11-3	19	64	FEB. 25		BOSTON	7-6	L	17-40-7	41
23	NOV. 24		ANAHEIM	2-1	L	8-12-3	19	65	FEB. 28		SAN JOSE	3-3	T	17-40-8	42
24	NOV. 26		VANCOUVER	5-3	L	8-13-3	19	66	MAR. 2		DALLAS	4-2	W	18-40-8	44
25	NOV. 28	@	ST. LOUIS	4-3	W	9-13-3	21	67	MAR. 4	@	Ottawa	6-1	W	19-40-8	46
26	NOV. 30	@	Los Angeles	8-6	W	10-13-3	23	68	MAR. 6		PITTSBURGH	5-3	L	19-41-8	46
27	DEC. 1	@	Anaheim	5-2	L	10-14-3	23	69	MAR. 7		NY ISLANDERS	7-2	L	19-42-8	46
28	DEC. 3	@	San Jose	3-3	T	10-14-4	24	70	MAR. 11		VANCOUVER	8-4	L	19-43-8	46
29	DEC. 5		DETROIT	6-4	W	11-14-4	26	71	MAR. 12	@	Toronto	3-1	L	19-44-8	46
30	DEC. 6	@	Detroit	6-2	L	11-15-4	26	72	MAR. 16		ST. LOUIS	4-0	W	20-44-8	48
31	DEC. 8	@	Toronto	5-4	W	12-15-4	28	73	MAR. 19		DETROIT	4-2	W	21-44-8	50
32	DEC. 10		FLORIDA	5-2	L	12-16-4	28	74	MAR. 23		MONTREAL	3-1	W	22-44-8	52
33	DEC. 12		TORONTO	3-3	T	12-16-5	29	75	MAR. 25		SAN JOSE	8-3	L	22-45-8	52
34	DEC. 17	@	Vancouver	6-1	L	12-17-5	29	76	MAR. 27		NY RANGERS	3-1	W	23-45-8	54
35	DEC. 18	@	Calgary	5-4	L	12-18-5	29	77	MAR. 29	@	San Jose	9-4	L	23-46-8	54
36	DEC. 20		ANAHEIM	7-5	L	12-19-5	29	78	APR. 1	@	Vancouver	5-1	L	23-47-8	54
37	DEC. 23		QUEBEC	5-2	W	13-19-5	31	79	APR. 4		PHILADELPHIA	2-2	T	23-47-9	55
38	DEC. 27	@	Edmonton	6-0	L	13-20-5	31	80	APR. 6		EDMONTON	4-3	L	23-48-9	55
39	DEC. 29		CHICAGO	3-2	W	14-20-5	33	81	APR. 9		LOS ANGELES	4-3	W	24-48-9	57
40	DEC. 31		ST. LOUIS	2-1	W	15-20-5	35	82	APR. 10	@	Toronto	7-0	L	24-49-9	57
41	JAN. 2	@	Chicago	5-1	L	15-21-5	35	83	APR. 12	@	Washington	4-3	L	24-50-9	57
42	JAN. 5	@	Hartford	4-0	L	15-22-5	35	84	APR. 14	@	St. Louis	3-1	L	24-51-9	57

1994-95 WINNIPEG JETS

16-25-7 (39 points), 6th Central Division

PLAYER	GP	G	A	PTS	PIM
Alexei Zhamnov	48	30	35	65	20
Keith Tkachuk	48	22	29	51	152
Teemu Selanne	45	22	26	48	2
Nelson Emerson	48	14	23	37	26
Igor Korolev	45	8	22	30	10
Dallas Drake	43	8	18	26	30
Stephane Quintal	43	6	17	23	78
Teppo Numminen	42	5	16	21	16
Dave Manson	44	3	15	18	139
Thomas Steen	31	5	10	15	14
Darryl Shannon	40	5	9	14	48
Randy Gilhen	44	5	6	11	52
*Eddie Olczyk	13	2	8	10	8
*Mike Eastwood	13	3	6	9	4
Darrin Shannon	19	5	3	8	14
#Tie Domi	31	4	4	8	128
Kris King	48	4	2	6	85

PLAYER	GP	G	A	PTS	PIM
Neil Wilkinson	40	1	4	5	75
Michal Grosek	24	2	2	4	21
#Igor Ulanov	19	1	3	4	27
#Mike Eagles	27	2	1	3	40
Greg Brown	9	0	3	3	17
Rob Murray	10	0	2	2	2
Oleg Mikulchik	25	0	2	2	12
Craig Martin	20	0	1	1	19
Nikolai Khabibulin	26	0	1	1	4
Tim Cheveldae	30	0	1	1	2
Tavis Hansen	1	0	0	0	0
#Arto Blomsten	1	0	0	0	2
John LeBlanc	2	0	0	0	0
Luciano Borsato	4	0	0	0	0
Russ Romaniuk	6	0	0	0	0
Brent Thompson	29	0	0	0	78

GOALTENDER	GP	MIN	GAA	W-L-T	SO	GA	SA	SV%
Tim Cheveldae	30	1571	3.70	8-16-3	0	97	818	.881
Nikolai Khabibulin	26	1339	3.41	8-9-4	0	76	723	.895

* - Acquired during season # - Relocated during season

RECORDS

#	DATE	H/R	OPPONENT	SCORE	RES	RECORD	PTS	#	DATE	H/R	OPPONENT	SCORE	RES	RECORD	PTS
1	JAN. 20		CALGARY	3-3	T	0-0-1	1	25	MAR. 14		VANCOUVER	3-3	T	9-12-4	22
2	JAN. 21		ANAHEIM	4-3	L	0-1-1	1	26	MAR. 17	@	Calgary	8-4	L	9-13-4	22
3	JAN. 23		CHICAGO	5-3	W	1-1-1	3	27	MAR. 19		CHICAGO	3-2	L	9-14-4	22
4	JAN. 25	@	San Jose	4-0	L	1-2-1	3	28	MAR. 22	@	Detroit	6-3	L	9-15-4	22
5	JAN. 27	@	Anaheim	3-2	L	1-3-1	3	29	MAR. 24	@	Toronto	3-2	L	9-16-4	22
6	JAN. 28	@	Los Angeles	4-2	L	1-4-1	3	30	MAR. 25		TORONTO	3-3	T	9-16-5	23
7	FEB. 2		ST. LOUIS	5-4	L	1-5-1	3	31	MAR. 28	@	San Jose	6-5	L	9-17-5	23
8	FEB. 4		SAN JOSE	3-3	T	1-5-2	4	32	MAR. 30	@	Anaheim	3-1	L	9-18-5	23
9	FEB. 6	@	Calgary	5-4	W	2-5-2	6	33	APR. 1	@	Los Angeles	7-7	T	9-18-6	24
10	FEB. 8	@	Edmonton	3-3	T	2-5-3	7	34	APR. 5		CHICAGO	4-1	W	10-18-6	26
11	FEB. 9	@	Vancouver	5-1	L	2-6-3	7	35	APR. 7		VANCOUVER	7-4	W	11-18-6	28
12	FEB. 11	@	St. Louis	3-2	W	3-6-3	9	36	APR. 8	@	Toronto	4-3	L	11-19-6	28
13	FEB. 13	@	Dallas	7-4	W	4-6-3	11	37	APR. 11	@	St. Louis	7-5	L	11-20-6	28
14	FEB. 15		DETROIT	5-1	L	4-7-3	11	38	APR. 13		ST. LOUIS	5-2	W	12-20-6	30
15	FEB. 17		ST. LOUIS	4-3	L	4-8-3	11	39	APR. 15		TORONTO	5-1	W	13-20-6	32
16	FEB. 22	@	Vancouver	4-1	W	5-8-3	13	40	APR. 17		EDMONTON	6-5	L	13-21-7	32
17	FEB. 24		ANAHEIM	4-2	W	6-8-3	15	41	APR. 19	@	Detroit	5-5	T	13-21-7	33
18	FEB. 25	@	Toronto	5-2	L	6-9-3	15	42	APR. 21	@	Chicago	2-1	W	14-21-7	35
19	FEB. 28		DALLAS	4-0	L	6-10-3	15	43	APR. 23	@	Dallas	5-2	L	14-22-7	35
20	MAR. 2	@	Detroit	6-1	L	6-11-3	15	44	APR. 25		EDMONTON	5-3	L	14-23-7	35
21	MAR. 4		SAN JOSE	4-2	W	7-11-3	17	45	APR. 27		DETROIT	4-3	W	15-23-7	37
22	MAR. 5		CALGARY	3-2	W	8-11-3	19	46	APR. 29	@	Edmonton	5-1	W	16-23-7	39
23	MAR. 10		DALLAS	4-3	W	9-11-3	21	47	MAY 1	@	Chicago	3-2	L	16-24-7	39
24	MAR. 11		LOS ANGELES	4-2	L	9-12-3	21	48	MAY 2		LOS ANGELES	2-1	L	16-25-7	39



1995-96 WINNIPEG JETS

36-40-6 (78 points), 5th Central Division

PLAYER	GP	G	A	PTS	PIM
Keith Tkachuk	76	50	48	98	156
#Teemu Selanne	51	24	48	72	18
Alexei Zhamnov	58	22	37	59	65
Teppo Numminen	74	11	43	54	22
Igor Korolev	73	22	29	51	42
Eddie Olczyk	51	27	22	49	65
Dallas Drake	69	19	20	39	36
#Darren Turcotte	59	16	16	32	26
Dave Manson	82	7	23	30	205
*Norm Maciver	39	5	25	30	26
Mike Eastwood	80	14	14	28	20
Mike Stapleton	58	10	14	24	37
Darrin Shannon	63	5	18	23	28
Kris King	81	9	11	20	151
*Craig Janney	13	7	13	20	0
Deron Quint	51	5	13	18	22
Shane Doan	74	7	10	17	101
#Darryl Shannon	48	2	7	9	72
*Oleg Tverdovsky	31	0	8	8	6
Jim McKenzie	73	4	2	6	202
Jeff Finley	65	1	5	6	81

PLAYER	GP	G	A	PTS	PIM
Randy Gilhen	22	2	3	5	12
*Chad Kilger	29	2	3	5	12
#Neil Wilkinson	21	1	4	5	33
*Craig Muni	25	1	3	4	37
Iain Fraser	12	1	1	2	4
Jason Doig	15	1	1	2	28
Craig Mills	4	0	2	2	0
Brent Thompson	10	0	1	1	21
#Stewart Malgunas	29	0	1	1	32
*Tom Draper	1	0	0	0	0
Rob Murray	1	0	0	0	2
Scott Langkow	1	0	0	0	0
#Michal Grosek	1	0	0	0	0
*Dallas Eakins	2	0	0	0	0
*Ravil Gusmanov	4	0	0	0	0
*Dominic Roussel	7	0	0	0	2
*Denis Chasse	15	0	0	0	12
Ed Ronan	17	0	0	0	16
#Tim Cheveldae	30	0	0	0	0
Nikolai Khabibulin	53	0	0	0	12

GOALTENDER	GP	MIN	GAA	W-L-T	SO	GA	SA	SV%
Scott Langkow	1	6	0.00	0-0-0	0	0	2	1.000
Nikolai Khabibulin	53	2914	3.13	26-20-3	2	152	1656	.908
*Dominic Roussel	7	285	3.37	2-2-0	0	16	134	.881
#Tim Cheveldae	30	1695	3.93	8-18-3	0	111	948	.883
Tom Draper	1	34	5.29	0-0-0	0	3	14	.786

* - Acquired during season # - Relocated during season

#	DATE	H/R OPPONENT	SCORE	RES	RECORD	PTS
1	OCT. 7	DALLAS	7-5	W	1-0-0	2
2	OCT. 9	ANAHEIM	4-3	W	2-0-0	4
3	OCT. 11	@ NY Rangers	6-4	L	2-1-0	4
4	OCT. 12	@ New Jersey	4-1	L	2-2-0	4
5	OCT. 15	DETROIT	5-5	T	2-2-1	5
6	OCT. 17	TAMPA BAY	5-2	W	3-2-1	7
7	OCT. 19	SAN JOSE	3-3	T	3-2-2	8
8	OCT. 22	@ Anaheim	6-2	L	3-3-2	8
9	OCT. 25	@ San Jose	6-1	W	4-3-2	10
10	OCT. 27	@ Edmonton	7-5	L	4-4-2	10
11	OCT. 28	@ Vancouver	4-1	W	5-4-2	12
12	OCT. 30	DETROIT	3-2	W	6-4-2	14
13	NOV. 1	TORONTO	4-2	L	6-5-2	14
14	NOV. 3	COLORADO	5-2	L	6-6-2	14
15	NOV. 5	@ Buffalo	4-3	W	7-6-2	16
16	NOV. 10	@ St. Louis	3-2	L	7-7-2	16
17	NOV. 14	CHICAGO	6-5	W	8-7-2	18
18	NOV. 17	NY RANGERS	6-3	W	9-7-2	20
19	NOV. 18	@ Toronto	2-1	L	9-8-2	20
20	NOV. 21	@ Boston	5-4	L	9-9-2	20
21	NOV. 22	@ Ottawa	3-1	W	10-9-2	22
22	NOV. 26	EDMONTON	4-0	W	11-9-2	24
23	NOV. 28	TORONTO	4-3	W	12-9-2	26
24	NOV. 30	ST. LOUIS	4-1	L	12-10-2	26
25	DEC. 2	CHICAGO	2-2	T	12-10-3	27
26	DEC. 3	CALGARY	5-2	W	13-10-3	29
27	DEC. 6	@ Los Angeles	6-3	L	13-11-3	29
28	DEC. 7	@ San Jose	5-3	L	13-12-3	29
29	DEC. 10	WASHINGTON	6-1	L	13-13-3	29
30	DEC. 12	MONTREAL	6-5	L	13-14-3	29
31	DEC. 15	EDMONTON	9-4	W	14-14-3	31
32	DEC. 17	@ Chicago	3-1	L	14-15-3	31
33	DEC. 19	@ Tampa Bay	6-3	L	14-16-3	31
34	DEC. 21	@ Florida	6-1	L	14-17-3	31
35	DEC. 23	ST. LOUIS	2-1	W	15-17-3	33
36	DEC. 28	@ Chicago	4-3	L	15-18-3	33
37	DEC. 29	NEW JERSEY	5-3	W	16-18-3	35
38	DEC. 31	BOSTON	5-3	L	16-19-3	35
39	JAN. 3	@ Los Angeles	5-4	W	17-19-3	37
40	JAN. 5	@ Dallas	5-4	L	17-20-3	37
41	JAN. 8	@ Detroit	6-4	W	18-20-3	39
42	JAN. 10	BUFFALO	4-1	W	19-20-3	41
43	JAN. 12	HARTFORD	3-2	L	19-21-3	41
44	JAN. 14	ANAHEIM	6-4	L	19-22-3	41
45	JAN. 16	@ Washington	1-1	T	19-22-4	42
46	JAN. 17	@ Toronto	4-2	W	20-22-4	44
47	JAN. 24	ST. LOUIS	6-5	L	20-23-4	44
48	JAN. 27	@ Montreal	4-1	L	20-24-4	44
49	JAN. 29	@ Dallas	2-1	W	21-24-4	46
50	FEB. 1	@ Colorado	6-4	L	21-25-4	46
51	FEB. 4	VANCOUVER	4-2	L	21-26-4	46
52	FEB. 8	OTTAWA	6-2	W	22-26-4	48
53	FEB. 10	@ Calgary	3-2	W	23-26-4	50
54	FEB. 13	@ Vancouver	5-4	L	23-27-4	50
55	FEB. 16	PITTSBURGH	1-0	L	23-28-4	50
56	FEB. 18	@ St. Louis	3-0	L	23-29-4	50
57	FEB. 21	VANCOUVER	5-3	L	23-30-4	50
58	FEB. 23	CHICAGO	1-0	W	24-30-4	52
59	FEB. 26	LOS ANGELES	4-3	W	25-30-4	54
60	FEB. 28	TORONTO	4-3	W	26-30-4	56
61	MAR. 1	@ Hartford	5-2	W	27-30-4	58
62	MAR. 3	@ NY Islanders	7-5	W	28-30-4	60
63	MAR. 5	@ Pittsburgh	9-4	L	28-31-4	60
64	MAR. 7	FLORIDA	5-3	W	29-31-4	62
65	MAR. 9	NY ISLANDERS	4-2	L	29-32-4	62
66	MAR. 10	DETROIT	5-2	L	29-33-4	62
67	MAR. 12	@ Detroit	5-2	L	29-34-4	62
68	MAR. 13	@ Toronto	3-3	T	29-34-5	63
69	MAR. 16	@ Philadelphia	3-0	L	29-35-5	63
70	MAR. 20	SAN JOSE	7-1	L	29-36-5	63
71	MAR. 22	PHILADELPHIA	4-1	W	30-36-5	65
72	MAR. 24	COLORADO	5-2	L	30-37-5	65
73	MAR. 26	@ Dallas	8-2	W	31-37-5	67
74	MAR. 27	@ Colorado	3-1	W	32-37-5	69
75	MAR. 29	@ Edmonton	3-2	L	32-38-5	69
76	MAR. 31	@ Calgary	4-1	W	33-38-5	71
77	APR. 3	DALLAS	3-1	W	34-38-5	73
78	APR. 6	CALGARY	4-3	W	35-38-5	75
79	APR. 8	@ St. Louis	2-2	T	35-38-6	76
80	APR. 10	@ Detroit	5-2	L	35-39-6	76
81	APR. 12	LOS ANGELES	5-3	W	36-39-6	78
82	APR. 14	@ Anaheim	5-2	L	36-40-6	78

1996-97 PHOENIX COYOTES

38-37-7 (83 points), 3rd Central Division

PLAYER	GP	G	A	PTS	PIM
Keith Tkachuk	81	52	34	86	228
Jeremy Roenick	72	29	40	69	115
Mike Gartner	82	32	31	63	38
Oleg Tverdovsky	82	10	45	55	30
Craig Janney	77	15	38	53	26
Cliff Ronning	69	19	32	51	26
Dallas Drake	63	17	19	36	52
Teppo Numminen	82	2	25	27	28
Darrin Shannon	82	11	13	24	41
Bob Corkum	80	9	11	20	40
#Dave Manson	66	3	17	20	164
Mike Stapleton	55	4	11	15	36
Deron Quint	27	3	11	14	4
Kris King	81	3	11	14	185
Norm Maciver	32	4	9	13	24
Shane Doan	63	4	8	12	49
Igor Korolev	41	3	7	10	28
Jim Johnson	55	3	7	10	74
Jeff Finley	65	3	7	10	40

PLAYER	GP	G	A	PTS	PIM
Jim McKenzie	65	5	3	8	200
Chad Kilger	24	4	3	7	13
*Jayson More	23	1	6	7	37
Brad McCrimmon	37	1	5	6	18
#Mike Eastwood	33	1	3	4	4
*Gerald Diduck	11	1	2	3	23
Nikolai Khabibulin	72	0	3	3	16
Jocelyn Lemieux	2	1	0	1	0
Darcy Wakaluk	16	0	1	1	4
Parris Duffus	1	0	0	0	0
Jason Simon	1	0	0	0	0
Brent Thompson	1	0	0	0	7
Tavis Hansen	1	0	0	0	0
*Pat Jablonski	2	0	0	0	0
Kevin Dahl	2	0	0	0	0
Juha Ylonen	2	0	0	0	0
#Dallas Eakins	4	0	0	0	10
Mike Hudson	7	0	0	0	2
*Murray Baron	8	0	0	0	4

GOALTENDER	GP	MIN	GAA	W-L-T	SO	GA	SA	SV%
Nikolai Khabibulin	72	4091	2.83	30-33-6	7	193	2094	.908
Darcy Wakaluk	16	782	2.99	8-3-1	1	39	386	.899
*Pat Jablonski	2	59	2.03	0-1-0	0	2	24	.917
Parris Duffus	1	29	2.07	0-0-0	0	1	8	.875

* - Acquired during season # - Relocated during season

#	DATE	H/R	OPPONENT	SCORE	RES	RECORD	PTS	#	DATE	H/R	OPPONENT	SCORE	RES	RECORD	PTS
1	OCT. 5	@	Hartford	1-0	L	0-1-0	0	42	JAN. 9		DETROIT	5-4	L	18-20-4	40
2	OCT. 7	@	Boston	5-2	W	1-1-0	2	43	JAN. 10	@	Dallas	4-3	W	19-20-4	42
3	OCT. 10		SAN JOSE	4-1	W	2-1-0	4	44	JAN. 12		BUFFALO	3-2	L	19-21-4	42
4	OCT. 12		ANAHEIM	4-2	W	3-1-0	6	45	JAN. 13	@	San Jose	5-4	L	19-22-4	42
5	OCT. 14		EDMONTON	6-3	L	3-2-0	6	46	JAN. 15		ST. LOUIS	4-1	L	19-23-4	42
6	OCT. 18		PHILADELPHIA	3-1	L	3-3-0	6	47	JAN. 23		ANAHEIM	6-3	W	20-23-4	44
7	OCT. 20		FLORIDA	1-1	T	3-3-1	7	48	JAN. 25		VANCOUVER	4-0	W	21-23-4	46
8	OCT. 22		ST. LOUIS	2-1	L	3-4-1	7	49	JAN. 28	@	Philadelphia	4-1	L	21-24-4	46
9	OCT. 26	@	Toronto	5-2	L	3-5-1	7	50	JAN. 29	@	Detroit	3-0	W	22-24-4	48
10	OCT. 28	@	Montreal	5-4	W	4-5-1	9	51	FEB. 1	@	Pittsburgh	4-1	L	22-25-4	48
11	OCT. 30	@	Edmonton	4-1	L	4-6-1	9	52	FEB. 4		TAMPA BAY	2-0	L	22-26-4	48
12	NOV. 1	@	Calgary	3-2	W	5-6-1	11	53	FEB. 6		CHICAGO	3-2	W	23-26-4	50
13	NOV. 3		MONTREAL	4-4	T	5-6-2	12	54	FEB. 8		DALLAS	5-4	L	23-27-4	50
14	NOV. 6		DALLAS	3-2	L	5-7-2	12	55	FEB. 10	@	St. Louis	4-2	W	24-27-4	52
15	NOV. 8		COLORADO	4-1	L	5-8-2	12	56	FEB. 12	@	Dallas	5-0	W	25-27-4	54
16	NOV. 14		HARTFORD	2-1	L	5-9-2	12	57	FEB. 13		COLORADO	3-2	L	25-28-4	54
17	NOV. 16		TORONTO	3-2	W	6-9-2	14	58	FEB. 15		BOSTON	5-4	W	26-28-4	56
18	NOV. 18		DETROIT	2-2	T	6-9-3	15	59	FEB. 18		LOS ANGELES	6-1	W	27-28-4	58
19	NOV. 20	@	Colorado	6-0	L	6-10-3	15	60	FEB. 22	@	Anaheim	4-2	L	27-29-4	58
20	NOV. 21	@	St. Louis	4-3	L	6-11-3	15	61	FEB. 24		DETROIT	5-3	L	27-30-4	58
21	NOV. 23		NY ISLANDERS	3-3	T	6-11-4	16	62	FEB. 26	@	Calgary	5-2	W	28-30-4	60
22	NOV. 26		NY RANGERS	3-1	L	6-12-4	16	63	FEB. 27	@	Vancouver	6-2	L	28-31-4	60
23	NOV. 28		NEW JERSEY	4-3	W	7-12-4	18	64	MAR. 2		CHICAGO	4-0	L	28-32-4	60
24	NOV. 30		CALGARY	3-1	W	8-12-4	20	65	MAR. 5	@	Florida	3-0	W	29-32-4	62
25	DEC. 3		LOS ANGELES	4-1	L	8-13-4	20	66	MAR. 6	@	Tampa Bay	5-0	W	30-32-4	64
26	DEC. 5	@	St. Louis	3-0	W	9-13-4	22	67	MAR. 8	@	Chicago	2-0	W	31-32-4	66
27	DEC. 7	@	New Jersey	4-3	W	10-13-4	24	68	MAR. 10		OTTAWA	4-1	L	31-33-4	66
28	DEC. 9	@	NY Rangers	5-2	L	10-14-4	24	69	MAR. 12		PITTSBURGH	5-5	T	31-33-5	67
29	DEC. 10	@	NY Islanders	8-2	L	10-15-4	24	70	MAR. 14	@	San Jose	4-1	W	32-33-5	69
30	DEC. 13	@	Ottawa	4-2	W	11-15-4	26	71	MAR. 17		ST. LOUIS	3-2	W	33-33-5	71
31	DEC. 14	@	Toronto	5-3	W	12-15-4	28	72	MAR. 19	@	Dallas	7-2	L	33-34-5	71
32	DEC. 17		WASHINGTON	4-3	W	13-15-4	30	73	MAR. 20	@	Chicago	4-2	W	34-34-5	73
33	DEC. 20		TORONTO	5-2	W	14-15-4	32	74	MAR. 22	@	Toronto	3-0	W	35-34-5	75
34	DEC. 22		CALGARY	7-2	L	14-16-4	32	75	MAR. 27		TORONTO	1-1	T	35-34-6	76
35	DEC. 23	@	Anaheim	2-1	W	15-16-4	34	76	MAR. 29		EDMONTON	3-1	L	35-35-6	76
36	DEC. 26	@	Los Angeles	5-2	L	15-17-4	34	77	APR. 1		SAN JOSE	7-1	W	36-35-6	78
37	DEC. 27		VANCOUVER	7-4	W	16-17-4	36	78	APR. 3	@	Los Angeles	5-4	W	37-35-6	80
38	DEC. 30	@	Detroit	5-3	W	17-17-4	38	79	APR. 6	@	Colorado	2-1	L	37-36-6	80
39	JAN. 2	@	Chicago	4-2	W	18-17-4	40	80	APR. 7		DALLAS	2-2	T	37-36-7	81
40	JAN. 3	@	Washington	3-0	L	18-18-4	40	81	APR. 9	@	Vancouver	6-4	L	37-37-7	81
41	JAN. 5	@	Buffalo	5-1	L	18-19-4	40	82	APR. 11	@	Edmonton	6-2	W	38-37-7	83



1997-98 PHOENIX COYOTES

35-35-12 (82 points), 4th Central Division

PLAYER	GP	G	A	PTS	PIM
Keith Tkachuk	69	40	26	66	147
Jeremy Roenick	79	24	32	56	103
Cliff Ronning	80	11	44	55	36
Craig Janney	68	10	43	53	12
Teppo Numminen	82	11	40	51	30
Rick Tocchet	68	26	19	45	157
Dallas Drake	60	11	29	40	71
Mike Gartner	60	12	15	27	24
Bob Corkum	76	12	9	21	28
Oleg Tverдовsky	46	7	12	19	12
Gerald Diduck	78	8	10	18	118
Brad Isbister	66	9	8	17	102
John Slaney	55	3	14	17	24
Darrin Shannon	58	2	12	14	26
Juha Ylonen	55	1	11	12	10
Shane Doan	33	5	6	11	35
Deron Quint	32	4	7	11	16
#Jayson More	41	5	5	10	53
Mike Stapleton	64	5	5	10	36

PLAYER	GP	G	A	PTS	PIM
Norm Maciver	41	2	6	8	38
Jim McKenzie	64	3	4	7	146
*Keith Carney	20	1	6	7	18
Michel Petit	32	4	2	6	77
Jocelyn Lemieux	30	3	3	6	27
Murray Baron	45	1	5	6	106
Jim Johnson	16	2	1	3	18
*Mark Janssens	7	1	2	3	4
Nikolai Khabibulin	70	0	2	2	22
Daniel Briere	5	1	0	1	2
Jason Doig	4	0	1	1	12
Sean Gagnon	5	0	1	1	14
#Chad Kilger	10	0	1	1	4
Jeff Christian	1	0	0	0	0
Brad Tiley	1	0	0	0	0
Scott Levins	2	0	0	0	5
Scott Langkow	3	0	0	0	0
Jimmy Waite	17	0	0	0	2
*Jim Cummins	20	0	0	0	47

GOALTENDER	GP	MIN	GAA	W-L-T	SO	GA	SA	SV%
Jimmy Waite	17	793	2.12	5-6-1	1	28	322	.913
Nikolai Khabibulin	70	4026	2.74	30-28-10	4	184	1835	.900
Scott Langkow	3	137	4.38	0-1-1	0	10	60	.833

* - Acquired during season # - Relocated during season

#	DATE	H/R	OPPONENT	SCORE	RES	RECORD	PTS	#	DATE	H/R	OPPONENT	SCORE	RES	RECORD	PTS
1	OCT. 1		CHICAGO	6-2	W	1-0-0	2	42	JAN. 3		NY ISLANDERS	2-1	W	19-16-7	45
2	OCT. 3	@	St. Louis	7-2	L	1-1-0	2	43	JAN. 6	@	Detroit	2-0	L	19-17-7	45
3	OCT. 5	@	Philadelphia	2-1	W	2-1-0	4	44	JAN. 8	@	Boston	5-2	L	19-18-7	45
4	OCT. 8		BOSTON	3-2	L	2-2-0	4	45	JAN. 9	@	Chicago	4-2	W	20-18-7	47
5	OCT. 11	@	Colorado	3-3	T	2-2-1	5	46	JAN. 11		OTTAWA	4-4	T	20-18-8	48
6	OCT. 13		CHICAGO	2-1	W	3-2-1	7	47	JAN. 14		FLORIDA	3-2	W	21-18-8	50
7	OCT. 19		SAN JOSE	5-3	W	4-2-1	9	48	JAN. 20	@	Edmonton	6-2	L	21-19-8	50
8	OCT. 21		ANAHEIM	4-3	L	4-3-1	9	49	JAN. 21	@	Vancouver	6-1	W	22-19-8	52
9	OCT. 23		WASHINGTON	3-3	T	4-3-2	10	50	JAN. 24		EDMONTON	5-2	L	22-20-8	52
10	OCT. 26		BUFFALO	6-1	W	5-3-2	12	51	JAN. 26		VANCOUVER	4-2	W	23-20-8	54
11	OCT. 29	@	Edmonton	3-2	L	5-4-2	12	52	JAN. 28	@	Detroit	4-4	T	23-20-9	55
12	OCT. 30	@	Calgary	4-2	L	5-5-2	12	53	JAN. 30	@	Buffalo	3-3	T	23-20-10	56
13	NOV. 2		CALGARY	3-1	W	6-5-2	14	54	JAN. 31	@	Toronto	5-2	W	24-20-10	58
14	NOV. 5	@	Montreal	4-2	L	6-6-2	14	55	FEB. 3		CHICAGO	4-2	L	24-21-10	58
15	NOV. 6	@	Ottawa	4-1	L	6-7-2	14	56	FEB. 5		PHILADELPHIA	6-2	L	24-22-10	58
16	NOV. 8	@	Toronto	3-0	W	7-7-2	16	57	FEB. 7		NY RANGERS	1-1	T	24-22-11	59
17	NOV. 11		TAMPA BAY	5-2	W	8-7-2	18	58	FEB. 25		COLORADO	4-2	L	24-23-11	59
18	NOV. 13		MONTREAL	5-2	L	8-8-2	18	59	FEB. 26	@	Colorado	3-0	L	24-24-11	59
19	NOV. 15	@	San Jose	3-2	W	9-8-2	20	60	FEB. 28	@	Dallas	4-0	L	24-25-11	59
20	NOV. 17		EDMONTON	6-3	W	10-8-2	22	61	MAR. 2		DETROIT	3-1	L	24-26-11	59
21	NOV. 20	@	Vancouver	4-2	L	10-9-2	22	62	MAR. 6		CAROLINA	5-4	L	24-27-11	59
22	NOV. 22		TORONTO	2-0	W	11-9-2	24	63	MAR. 8	@	Dallas	1-1	T	24-27-12	60
23	NOV. 25		ST. LOUIS	3-2	W	12-9-2	26	64	MAR. 10		LOS ANGELES	4-3	L	24-28-12	60
24	NOV. 27		DALLAS	4-1	L	12-10-2	26	65	MAR. 12		DALLAS	5-4	W	25-28-12	62
25	NOV. 29	@	Dallas	5-2	L	12-11-2	26	66	MAR. 14	@	St. Louis	2-0	W	26-28-12	64
26	DEC. 1	@	Florida	3-2	W	13-11-2	28	67	MAR. 16	@	Washington	2-1	L	26-29-12	64
27	DEC. 3	@	Tampa Bay	2-1	L	13-12-2	28	68	MAR. 19		COLORADO	4-3	L	26-30-12	64
28	DEC. 5	@	Carolina	2-2	T	13-12-3	29	69	MAR. 21	@	Los Angeles	3-2	L	26-31-12	64
29	DEC. 6	@	NY Islanders	4-0	L	13-13-3	29	70	MAR. 22		SAN JOSE	3-1	W	27-31-12	66
30	DEC. 8	@	NY Rangers	3-1	L	13-14-3	29	71	MAR. 24		TORONTO	4-2	W	28-31-12	68
31	DEC. 10	@	Chicago	3-3	T	13-14-4	30	72	MAR. 28		NEW JERSEY	3-0	L	28-32-12	68
32	DEC. 12		PITTSBURGH	2-2	T	13-14-5	31	73	APR. 1	@	Anaheim	5-1	W	29-32-12	70
33	DEC. 14		DETROIT	3-3	T	13-14-6	32	74	APR. 3		ANAHEIM	6-3	W	30-32-12	72
34	DEC. 17		VANCOUVER	5-1	L	13-15-6	32	75	APR. 5	@	New Jersey	3-2	L	30-33-12	72
35	DEC. 19	@	Anaheim	6-2	W	14-15-6	34	76	APR. 7	@	Pittsburgh	2-1	W	31-33-12	74
36	DEC. 20		TORONTO	3-2	L	14-16-6	34	77	APR. 9	@	Detroit	5-1	L	31-34-12	74
37	DEC. 23		CALGARY	2-2	T	14-16-7	35	78	APR. 11	@	St. Louis	4-3	W	32-34-12	76
38	DEC. 26	@	San Jose	4-0	W	15-16-7	37	79	APR. 12	@	Chicago	2-1	W	33-34-12	78
39	DEC. 27	@	Los Angeles	4-2	W	16-16-7	39	80	APR. 14		DETROIT	2-1	W	34-34-12	80
40	DEC. 29	@	Calgary	5-3	W	17-16-7	41	81	APR. 16		DALLAS	3-2	W	35-34-12	82
41	JAN. 1		LOS ANGELES	4-0	W	18-16-7	43	82	APR. 18		ST. LOUIS	5-4	L	35-35-12	82

1998-99 PHOENIX COYOTES

39-31-12 (90 points), 2nd Pacific Division

PLAYER	GP	G	A	PTS	PIM
Jeremy Roenick	78	24	48	72	130
Keith Tkachuk	68	36	32	68	151
Rick Tocchet	81	26	30	56	147
Greg Adams	75	19	24	43	26
Teppo Numminen	82	10	30	40	30
Dallas Drake	53	9	22	31	65
Jyrki Lumme	60	7	21	28	34
Oleg Tverdovsky	82	7	18	25	32
Juha Ylonen	59	6	17	23	20
Daniel Briere	64	8	14	22	30
Shane Doan	79	6	16	22	54
Bob Corkum	77	9	10	19	17
Mike Stapleton	76	9	9	18	34
Keith Carney	82	2	14	16	62
*Robert Reichel	13	7	6	13	4
Deron Quint	60	5	8	13	20
#Brad Isbister	32	4	4	8	46
Jim Cummins	55	1	7	8	190
#Cliff Ronning	7	2	5	7	2
*J.J. Daigneault	35	0	7	7	32
Mike Sullivan	63	2	4	6	24

PLAYER	GP	G	A	PTS	PIM
Trevor Letowski	14	2	2	4	2
Tavis Hansen	20	2	1	3	12
Rob Murray	13	1	2	3	4
*Stephen Leach	22	1	1	2	37
Gerald Diduck	44	0	2	2	72
#Jason Doig	9	0	1	1	10
*Jamie Huscroft	11	0	1	1	27
*Stan Neckar	11	0	1	1	10
Andrei Vasilyev	1	0	0	0	0
#J.F. Jomphe	1	0	0	0	2
Scott Langkow	1	0	0	0	0
Joe Dziedzic	2	0	0	0	0
Sean Gagnon	2	0	0	0	7
Robert Esche	3	0	0	0	0
*Mikhail Shtalenkov	4	0	0	0	0
*Brian Noonan	7	0	0	0	0
Brad Tiley	8	0	0	0	0
#Bryan Helmer	11	0	0	0	23
Louie DeBrusk	15	0	0	0	34
Jimmy Waite	16	0	0	0	2
Nikolai Khabibulin	63	0	0	0	8

GOALTENDER	GP	MIN	GAA	W-L-T	SO	GA	SA	SV%
Nikolai Khabibulin	63	3657	2.13	32-23-7	8	130	1681	.923
*Mikhail Shtalenkov	4	243	2.22	1-2-1	0	9	104	.913
Jimmy Waite	16	898	2.74	6-5-4	1	41	390	.895
Robert Esche	3	130	3.23	0-1-0	0	7	50	.860
Scott Langkow	1	35	5.14	0-0-0	0	3	17	.824

* - Acquired during season # - Relocated during season

#	DATE	H/R	OPPONENT	SCORE	RES	RECORD	PTS	#	DATE	H/R	OPPONENT	SCORE	RES	RECORD	PTS
1	OCT. 11		OTTAWA	4-1	L	0-1-0	0	42	JAN. 21		ANAHEIM	3-3	T	24-11-7	55
2	OCT. 15		COLORADO	5-2	W	1-1-0	2	43	JAN. 26	@	Buffalo	1-1	T	24-11-8	56
3	OCT. 19		BOSTON	3-1	W	2-1-0	4	44	JAN. 28	@	Philadelphia	4-2	L	24-12-8	56
4	OCT. 22	@	Dallas	2-1	L	2-2-0	4	45	JAN. 29	@	NY Islanders	4-4	T	24-12-9	57
5	OCT. 25	@	Anaheim	2-2	T	2-2-1	5	46	JAN. 31	@	Nashville	5-1	W	25-12-9	59
6	OCT. 26	@	Colorado	5-1	W	3-2-1	7	47	FEB. 2		CALGARY	2-2	T	25-12-10	60
7	OCT. 28	@	San Jose	4-2	W	4-2-1	9	48	FEB. 4		SAN JOSE	3-1	W	26-12-10	62
8	NOV. 1	@	Los Angeles	3-0	W	5-2-1	11	49	FEB. 6		CHICAGO	3-0	W	27-12-10	64
9	NOV. 6		DETROIT	3-1	W	6-2-1	13	50	FEB. 8		SAN JOSE	3-0	L	27-13-10	64
10	NOV. 10		COLORADO	1-1	T	6-2-2	14	51	FEB. 10		LOS ANGELES	3-0	W	28-13-10	66
11	NOV. 11	@	Dallas	2-0	W	7-2-2	16	52	FEB. 13	@	Colorado	4-1	W	29-13-10	68
12	NOV. 14		TAMPA BAY	4-1	W	8-2-2	18	53	FEB. 14		ANAHEIM	5-1	L	29-14-10	68
13	NOV. 18		VANCOUVER	4-2	W	9-2-2	20	54	FEB. 16		PHILADELPHIA	4-1	L	29-15-10	68
14	NOV. 20	@	San Jose	2-1	W	10-2-2	22	55	FEB. 19	@	Tampa Bay	4-2	L	29-16-10	68
15	NOV. 21		EDMONTON	3-2	W	11-2-2	24	56	FEB. 20	@	Florida	7-1	L	29-17-10	68
16	NOV. 24		CHICAGO	3-2	W	12-2-2	26	57	FEB. 22	@	Pittsburgh	4-1	L	29-18-10	68
17	NOV. 26		NEW JERSEY	3-2	W	13-2-2	28	58	FEB. 24	@	Washington	2-1	W	30-18-10	70
18	NOV. 28	@	Los Angeles	4-0	W	14-2-2	30	59	FEB. 26	@	NY Rangers	3-0	L	30-19-10	70
19	DEC. 2	@	Edmonton	4-3	L	14-3-2	30	60	FEB. 28	@	New Jersey	4-1	L	30-20-10	70
20	DEC. 5	@	Calgary	3-2	W	15-3-2	32	61	MAR. 2	@	Boston	3-2	L	30-21-10	70
21	DEC. 6	@	Vancouver	3-3	T	15-3-3	33	62	MAR. 5		DETROIT	7-2	L	30-22-10	70
22	DEC. 9		MONTREAL	4-2	W	16-3-3	35	63	MAR. 7		NASHVILLE	4-3	W	31-22-10	72
23	DEC. 12	@	Ottawa	2-0	W	17-3-3	37	64	MAR. 9	@	San Jose	4-2	L	31-23-10	72
24	DEC. 14	@	Montreal	2-2	T	17-3-4	38	65	MAR. 11		VANCOUVER	3-0	L	31-24-10	72
25	DEC. 16	@	Tampa Bay	5-2	L	17-4-4	38	66	MAR. 13		ANAHEIM	1-0	W	32-24-10	74
26	DEC. 17	@	St. Louis	3-2	L	17-5-4	38	67	MAR. 15		CAROLINA	5-5	T	32-24-11	75
27	DEC. 20		NY ISLANDERS	4-2	W	18-5-4	40	68	MAR. 17	@	Detroit	4-3	W	33-24-11	77
28	DEC. 22	@	Detroit	6-2	W	19-5-4	42	69	MAR. 18	@	St. Louis	2-2	T	33-24-12	78
29	DEC. 23	@	Chicago	4-3	L	19-6-4	42	70	MAR. 21		LOS ANGELES	4-1	W	34-24-12	80
30	DEC. 26	@	Los Angeles	2-1	W	20-6-4	44	71	MAR. 23		DALLAS	3-2	L	34-25-12	80
31	DEC. 28		LOS ANGELES	4-2	L	20-7-4	44	72	MAR. 25		WASHINGTON	4-2	W	35-25-12	82
32	DEC. 30		NY RANGERS	3-1	W	21-7-4	46	73	MAR. 27		CALGARY	2-1	W	36-25-12	84
33	JAN. 1		DALLAS	2-1	L	21-8-4	46	74	MAR. 29	@	Vancouver	1-0	L	36-26-12	84
34	JAN. 5		FLORIDA	2-2	T	21-8-5	47	75	MAR. 30	@	Edmonton	7-4	W	37-26-12	86
35	JAN. 7		EDMONTON	7-1	L	21-9-5	47	76	APR. 1	@	Calgary	4-1	W	38-26-12	88
36	JAN. 8	@	Anaheim	4-1	L	21-10-5	47	77	APR. 6		SAN JOSE	1-0	L	38-27-12	88
37	JAN. 11		BUFFALO	1-0	W	22-10-5	49	78	APR. 9		NASHVILLE	4-3	L	38-28-12	88
38	JAN. 13		PITTSBURGH	5-3	W	23-10-5	51	79	APR. 11	@	Anaheim	3-0	L	38-29-12	88
39	JAN. 15	@	Nashville	2-0	L	23-11-5	51	80	APR. 14	@	Dallas	4-2	L	38-30-12	88
40	JAN. 17	@	Chicago	1-1	T	23-11-6	52	81	APR. 15		ST. LOUIS	6-4	L	38-31-12	88
41	JAN. 19		ST. LOUIS	4-2	W	24-11-6	54	82	APR. 17		DALLAS	2-0	W	39-31-12	90



1999-00 PHOENIX COYOTES

39-31-8-4 (90 points), 3rd Pacific Division

PLAYER	GP	G	A	PTS	PIM
Jeremy Roenick	75	34	44	78	102
Shane Doan	81	26	25	51	66
Travis Green	78	25	21	46	45
Greg Adams	69	19	27	46	14
Dallas Drake	79	15	30	45	62
Keith Tkachuk	50	22	21	43	82
Teppo Numminen	79	8	34	42	16
Jyrki Lumme	74	8	32	40	44
Trevor Letowski	82	19	20	39	20
#Rick Tocchet	64	12	17	29	67
Juha Ylonen	76	6	23	29	12
Mika Alatalo	82	10	17	27	36
Keith Carney	82	4	20	24	87
Mike Sullivan	79	5	10	15	10
Benoit Hogue	27	3	10	13	10
#Deron Quint	50	3	7	10	22
Stan Neckar	66	2	8	10	36

PLAYER	GP	G	A	PTS	PIM
*Lyle Odelein	16	1	7	8	19
Louie DeBrusk	61	4	3	7	78
#Todd Gill	41	1	6	7	30
J.J. Daigneault	53	1	6	7	22
*Mikael Renberg	10	2	4	6	2
Radoslav Suchy	60	0	6	6	16
#Mikhail Shtalenkov	15	0	3	3	2
Daniel Briere	13	1	1	2	0
David Oliver	9	1	0	1	2
Jean-Guy Trudel	1	0	0	0	0
Wyatt Smith	2	0	0	0	0
Kevin Sawyer	3	0	0	0	12
Tavis Hansen	5	0	0	0	0
Robert Esche	8	0	0	0	4
*Chris Joseph	9	0	0	0	0
Bob Essensa	30	0	0	0	0
*Sean Burke	35	0	0	0	10

GOALTENDER	GP	MIN	GAA	W-L-T	SO	GA	SA	SV%
#Mikhail Shtalenkov	15	904	2.39	7-6-2	2	36	370	.903
*Sean Burke	35	2074	2.55	17-14-3	3	88	1022	.914
Bob Essensa	30	1573	2.78	13-10-3	1	73	719	.898
Robert Esche	8	408	3.38	2-5-0	0	23	215	.893

* - Acquired during season # - Relocated during season

#	DATE	H/R	OPPONENT	SCORE	RES	RECORD	PTS	#	DATE	H/R	OPPONENT	SCORE	RES	RECORD	PTS
1	OCT. 2	@	St. Louis	2-1	W	1-0-0-0	2	42	JAN. 10	@	NY Islanders	2-2	T	22-15-5-0	49
2	OCT. 5		ANAHEIM	4-0	W	2-0-0-0	4	43	JAN. 12		PITTSBURGH	3-1	W	23-15-5-0	51
3	OCT. 8	@	Chicago	3-3	T	2-0-1-0	5	44	JAN. 15		ANAHEIM	4-2	W	24-15-5-0	53
4	OCT. 10	@	NY Rangers	4-2	L	2-1-1-0	5	45	JAN. 17	@	Colorado	2-0	L	24-16-5-0	53
5	OCT. 11	@	Buffalo	2-2	T	2-1-2-0	6	46	JAN. 18	@	Nashville	4-4	T	24-16-6-0	54
6	OCT. 14		OTTAWA	4-3	W	3-1-2-0	8	47	JAN. 20		BUFFALO	2-1	W	25-16-6-0	56
7	OCT. 16		BOSTON	2-1	W	4-1-2-0	10	48	JAN. 23		SAN JOSE	3-2	W	26-16-6-0	58
8	OCT. 22	@	Los Angeles	6-3	W	5-1-2-0	12	49	JAN. 27	@	Carolina	4-2	W	27-16-6-0	60
9	OCT. 23		WASHINGTON	2-2	T	5-1-3-0	13	50	JAN. 28	@	Washington	3-2	OL	27-16-6-1	61
10	OCT. 26	@	Edmonton	3-1	L	5-2-3-0	13	51	JAN. 31		DETROIT	5-3	W	28-16-6-1	63
11	OCT. 28	@	Vancouver	4-1	W	6-2-3-0	15	52	FEB. 1	@	San Jose	1-0	W	29-16-6-1	65
12	OCT. 30	@	Colorado	5-3	W	7-2-3-0	17	53	FEB. 3		DALLAS	2-0	L	29-17-6-1	65
13	OCT. 31	@	Anaheim	3-0	W	8-2-3-0	19	54	FEB. 9		LOS ANGELES	5-2	L	29-18-6-1	65
14	NOV. 3	@	San Jose	6-3	L	8-3-3-0	19	55	FEB. 12		CALGARY	4-3	W	30-18-6-1	67
15	NOV. 5		DALLAS	6-4	L	8-4-3-0	19	56	FEB. 14		DETROIT	3-1	L	30-19-6-1	67
16	NOV. 10		EDMONTON	5-4	W	9-4-3-0	21	57	FEB. 18	@	Dallas	4-3	W	31-19-6-1	69
17	NOV. 12		VANCOUVER	3-2	L	9-5-3-0	21	58	FEB. 20		ATLANTA	4-2	W	32-19-6-1	71
18	NOV. 14		LOS ANGELES	3-2	L	9-6-3-0	21	59	FEB. 22	@	Montreal	1-0	L	32-20-6-1	71
19	NOV. 16		CALGARY	2-1	W	10-6-3-0	23	60	FEB. 23	@	Toronto	5-3	L	32-21-6-1	71
20	NOV. 18	@	Los Angeles	3-2	W	11-6-3-0	25	61	FEB. 25	@	Calgary	3-3	T	32-21-7-1	72
21	NOV. 20		CHICAGO	3-1	W	12-6-3-0	27	62	FEB. 27	@	Vancouver	2-1	L	32-22-7-1	72
22	NOV. 25		NEW JERSEY	4-2	W	13-6-3-0	29	63	MAR. 1		CAROLINA	7-5	W	33-22-7-1	74
23	NOV. 26		COLORADO	7-0	W	14-6-3-0	31	64	MAR. 3		DALLAS	4-1	L	33-23-7-1	74
24	NOV. 28	@	Detroit	4-3	W	15-6-3-0	33	65	MAR. 5	@	Chicago	7-3	L	33-24-7-1	74
25	NOV. 30	@	Nashville	6-3	W	16-6-3-0	35	66	MAR. 7	@	St. Louis	4-0	L	33-25-7-1	74
26	DEC. 2		TAMPA BAY	3-1	W	17-6-3-0	37	67	MAR. 9		NY ISLANDERS	5-0	W	34-25-7-1	76
27	DEC. 4		ANAHEIM	2-1	L	17-7-3-0	37	68	MAR. 11		VANCOUVER	5-0	W	35-25-7-1	78
28	DEC. 6	@	Dallas	3-2	W	18-7-3-0	39	69	MAR. 13		PHILADELPHIA	4-1	L	35-26-7-1	78
29	DEC. 8		FLORIDA	6-1	L	18-8-3-0	39	70	MAR. 15		ST. LOUIS	5-3	L	35-27-7-1	78
30	DEC. 11	@	Pittsburgh	4-2	L	18-9-3-0	39	71	MAR. 17		NASHVILLE	4-3	OL	35-27-7-2	79
31	DEC. 13	@	Boston	2-0	L	18-10-3-0	39	72	MAR. 21		CHICAGO	3-0	L	35-28-7-2	79
32	DEC. 16	@	Philadelphia	5-3	L	18-11-3-0	39	73	MAR. 23		COLORADO	4-2	L	35-29-7-2	79
33	DEC. 19		SAN JOSE	4-3	W	19-11-3-0	41	74	MAR. 24	@	San Jose	5-1	L	35-30-7-2	79
34	DEC. 21		ST. LOUIS	6-0	L	19-12-3-0	41	75	MAR. 26	@	Anaheim	4-3	OL	35-30-7-3	80
35	DEC. 22	@	Anaheim	8-2	W	20-12-3-0	43	76	MAR. 29	@	Atlanta	3-2	W	36-30-7-3	82
36	DEC. 26	@	Los Angeles	3-2	W	21-12-3-0	45	77	MAR. 31	@	Calgary	3-1	W	37-30-7-3	84
37	DEC. 28		NY RANGERS	2-2	T	21-12-4-0	46	78	APR. 1	@	Edmonton	4-3	OL	37-30-7-4	85
38	JAN. 1		EDMONTON	5-4	L	21-13-4-0	46	79	APR. 3		LOS ANGELES	2-1	W	38-30-7-4	87
39	JAN. 4	@	Detroit	5-2	W	22-13-4-0	48	80	APR. 5		NASHVILLE	3-2	W	39-30-7-4	89
40	JAN. 6	@	Ottawa	5-2	L	22-14-4-0	48	81	APR. 7		SAN JOSE	3-1	L	39-31-7-4	89
41	JAN. 8	@	New Jersey	4-3	L	22-15-4-0	48	82	APR. 9	@	Dallas	2-2	T	39-31-8-4	90

*Records for 1999-00 Phoenix Coyotes reflect overtime losses instead of regulation ties.

@PHOENIXCOYOTES

RECORDS

2000-01 PHOENIX COYOTES

35-27-17-3 (90 points), 4th Pacific Division

PLAYER	GP	G	A	PTS	PIM
Jeremy Roenick	80	30	46	76	114
#Keith Tkachuk	64	29	42	71	108
Shane Doan	76	26	37	63	89
Joé Juneau	69	10	23	33	28
Landon Wilson	70	18	13	31	92
Teppo Numminen	72	5	26	31	36
Travis Green	69	13	15	28	63
Claude Lemieux	46	10	16	26	58
Brad May	62	11	14	25	107
Jyrki Lumme	58	4	21	25	44
Juha Ylonen	69	9	14	23	38
Trevor Letowski	77	7	15	22	32
Mika Alatalo	70	7	12	19	22
Ossi Vaananen	81	4	12	16	90
Keith Carney	82	2	14	16	86
Daniel Briere	30	11	4	15	12
Wyatt Smith	42	3	7	10	13

PLAYER	GP	G	A	PTS	PIM
Radoslav Suchy	72	0	10	10	22
Mike Sullivan	72	5	4	9	16
*Michal Handzus	10	4	4	8	21
*Mike Johnson	12	2	3	5	4
#Stan Neckar	53	2	2	4	63
*Paul Mara	16	0	4	4	14
Joel Bouchard	32	1	2	3	22
Robert Esche	25	0	3	3	2
#Chris Joseph	24	1	1	2	16
*Ladislav Nagy	6	0	1	1	2
*Todd Simpson	13	0	1	1	12
Sean Burke	62	0	1	1	16
Brad Ralph	1	0	0	0	0
David Cullen	2	0	0	0	0
Tavis Hansen	7	0	0	0	4
Louie DeBrusk	39	0	0	0	79

GOALTENDER	GP	MIN	GAA	W-L-T	SO	GA	SA	SV%
Sean Burke	62	3644	2.27	25-22-13	4	138	1766	.922
Robert Esche	25	1350	3.02	10-8-4	2	68	657	.896

* - Acquired during season # - Relocated during season

RECORDS

#	DATE	H/R	OPPONENT	SCORE	RES	RECORD	PTS	#	DATE	H/R	OPPONENT	SCORE	RES	RECORD	PTS
1	OCT. 5		ST. LOUIS	4-1	W	1-0-0-0	2	42	JAN. 12	@	Toronto	3-2	L	18-12-11-1	48
2	OCT. 7		MINNESOTA	4-1	W	2-0-0-0	4	43	JAN. 13	@	Montreal	5-2	L	18-13-11-1	48
3	OCT. 12	@	San Jose	2-1	L	2-1-0-0	4	44	JAN. 15		ST. LOUIS	3-1	W	19-13-11-1	50
4	OCT. 14		PHILADELPHIA	6-3	W	3-1-0-0	6	45	JAN. 17		PITTSBURGH	5-4	W	20-13-11-1	52
5	OCT. 15	@	Los Angeles	6-5	W	4-1-0-0	8	46	JAN. 19	@	Anaheim	4-3	W	21-13-11-1	54
6	OCT. 18		FLORIDA	2-1	W	5-1-0-0	10	47	JAN. 21		DALLAS	5-2	W	22-13-11-1	56
7	OCT. 21	@	Vancouver	3-2	W	6-1-0-0	12	48	JAN. 23	@	Calgary	4-2	W	23-13-11-1	58
8	OCT. 22	@	Edmonton	3-3	T	6-1-1-0	13	49	JAN. 24	@	Vancouver	6-2	L	23-14-11-1	58
9	OCT. 24	@	Calgary	2-2	T	6-1-2-0	14	50	JAN. 26	@	Edmonton	1-1	T	23-14-12-1	59
10	OCT. 27	@	Dallas	4-2	W	7-1-2-0	16	51	JAN. 29		NASHVILLE	5-2	L	23-15-12-1	59
11	OCT. 28		LOS ANGELES	3-1	W	8-1-2-0	18	52	FEB. 1		ANAHEIM	4-2	L	23-16-12-1	59
12	OCT. 30	@	Colorado	4-0	W	9-1-2-0	20	53	FEB. 7		CAROLINA	2-1	OL	23-16-12-2	60
13	NOV. 1	@	Anaheim	1-1	T	9-1-3-0	21	54	FEB. 9		EDMONTON	2-0	W	24-16-12-2	62
14	NOV. 3		DALLAS	2-2	T	9-1-4-0	22	55	FEB. 11		CHICAGO	3-2	W	25-16-12-2	64
15	NOV. 7	@	Los Angeles	3-3	T	9-1-5-0	23	56	FEB. 13	@	Tampa Bay	5-2	W	26-16-12-2	66
16	NOV. 8		DETROIT	4-2	L	9-2-5-0	23	57	FEB. 14	@	Florida	4-3	L	26-17-12-2	66
17	NOV. 11	@	Columbus	2-1	L	9-3-5-0	23	58	FEB. 16	@	Carolina	2-0	W	27-17-12-2	68
18	NOV. 12	@	NY Rangers	2-0	W	10-3-5-0	25	59	FEB. 18		CALGARY	4-1	L	27-18-12-2	68
19	NOV. 14	@	Washington	2-2	T	10-3-6-0	26	60	FEB. 21		COLUMBUS	3-2	W	28-18-12-2	70
20	NOV. 16		COLORADO	6-3	W	11-3-6-0	28	61	FEB. 23	@	Buffalo	7-3	W	29-18-12-2	72
21	NOV. 18		ANAHEIM	6-2	L	11-4-6-0	28	62	FEB. 25	@	Detroit	6-3	L	29-19-12-2	72
22	NOV. 21		CHICAGO	4-1	L	11-5-6-0	28	63	FEB. 27	@	Boston	7-4	L	29-20-12-2	72
23	NOV. 25	@	St. Louis	5-1	L	11-6-6-0	28	64	FEB. 28	@	Columbus	5-2	L	29-21-12-2	72
24	NOV. 26	@	Philadelphia	2-1	W	12-6-6-0	30	65	MAR. 2		DETROIT	2-2	T	29-21-13-2	73
25	NOV. 29	@	Colorado	2-1	L	12-7-6-0	30	66	MAR. 4		COLORADO	5-0	L	29-22-13-2	73
26	NOV. 30		MINNESOTA	2-0	W	13-7-6-0	32	67	MAR. 6		NASHVILLE	5-1	W	30-22-13-2	75
27	DEC. 2		DALLAS	5-2	L	13-8-6-0	32	68	MAR. 8		VANCOUVER	3-2	W	31-22-13-2	77
28	DEC. 6		VANCOUVER	1-1	T	13-8-7-0	33	69	MAR. 10		MONTREAL	3-3	T	31-22-14-2	78
29	DEC. 10		COLUMBUS	1-1	T	13-8-8-0	34	70	MAR. 14		NEW JERSEY	3-2	L	31-23-14-2	78
30	DEC. 14		TAMPA BAY	3-2	W	14-8-8-0	36	71	MAR. 16	@	Dallas	1-1	T	31-23-15-2	79
31	DEC. 16		SAN JOSE	2-1	OL	14-8-8-1	37	72	MAR. 17	@	Nashville	4-1	L	31-24-15-2	79
32	DEC. 20		CALGARY	4-2	W	15-8-8-1	39	73	MAR. 19	@	Los Angeles	6-2	L	31-25-15-2	79
33	DEC. 22		ATLANTA	5-1	W	16-8-8-1	41	74	MAR. 21		OTTAWA	5-2	L	31-26-15-2	79
34	DEC. 27	@	Chicago	1-1	T	16-8-9-1	42	75	MAR. 24		EDMONTON	7-4	W	32-26-15-2	81
35	DEC. 29	@	Minnesota	2-2	T	16-8-10-1	43	76	MAR. 25		NY ISLANDERS	2-2	T	32-26-16-2	82
36	DEC. 30	@	St. Louis	2-1	L	16-9-10-1	43	77	MAR. 28	@	Minnesota	2-0	W	33-26-16-2	84
37	JAN. 1		SAN JOSE	3-2	L	16-10-10-1	43	78	MAR. 29	@	Nashville	4-3	OL	33-26-16-3	85
38	JAN. 4		NY RANGERS	3-1	W	17-10-10-1	45	79	MAR. 31		SAN JOSE	3-1	W	34-26-16-3	87
39	JAN. 6	@	NY Islanders	2-1	W	18-10-10-1	47	80	APR. 3		LOS ANGELES	2-2	T	34-26-17-3	88
40	JAN. 9	@	Detroit	2-2	T	18-10-11-1	48	81	APR. 5	@	San Jose	3-0	L	34-27-17-3	88
41	JAN. 10	@	New Jersey	5-1	L	18-11-11-1	48	82	APR. 6	@	Anaheim	5-2	W	35-27-17-3	90



2001-02 PHOENIX COYOTES

40-27-9-6 (95 points), 2nd Pacific Division

PLAYER	GP	G	A	PTS	PIM	PLAYER	GP	G	A	PTS	PIM
Daymond Langkow	80	27	35	62	36	#Trevor Letowski	33	2	6	8	4
Daniel Briere	78	32	28	60	52	Branko Radivojevic	18	4	2	6	4
Shane Doan	81	20	29	49	61	*Drake Berehowsky	32	1	4	5	42
Teppo Numminen	76	13	35	48	20	Mike Sullivan	42	1	2	3	16
Michal Handzus	79	15	30	45	34	#Todd Warriner	18	0	3	3	8
Ladislav Nagy	74	23	19	42	50	*Denis Pederson	19	1	1	2	20
Claude Lemieux	82	16	25	41	70	Jason Jaspers	4	0	1	1	4
Danny Markov	72	6	30	36	67	Sean Burke	60	0	1	1	14
Mike Johnson	57	5	22	27	28	*Darcy Hordichuk	1	0	0	0	14
Paul Mara	75	7	17	24	58	#Kirill Safronov	1	0	0	0	0
Krystofer Kolanos	57	11	11	22	48	Jean-Guy Trudel	3	0	0	0	2
Brad May	72	10	12	22	95	Patrick DesRochers	5	0	0	0	2
Landon Wilson	47	7	12	19	46	Martin Grenier	5	0	0	0	5
Radoslav Suchy	81	4	13	17	10	*Sebastien Bordeleau	6	0	0	0	2
#Sergei Berezin	41	7	9	16	4	#Tyler Bouck	7	0	0	0	4
Todd Simpson	67	2	13	15	152	Dan Focht	8	0	0	0	11
Ossi Vaananen	76	2	12	14	74	Wyatt Smith	10	0	0	0	0
*Brian Savage	30	6	6	12	8	#David Cullen	14	0	0	0	6
*Andrei Nazarov	30	6	3	9	51	Robert Esche	22	0	0	0	16

GOALTENDER	GP	MIN	GAA	W-L-T	SO	GA	SA	SV%
Sean Burke	60	3587	2.29	33-21-6	5	137	1711	.920
Robert Esche	22	1145	2.72	6-10-2	1	52	533	.902
Patrick DesRochers	5	243	3.70	1-2-1	0	15	99	.848

* - Acquired during season # - Relocated during season

#	DATE	H/R	OPPONENT	SCORE	RES	RECORD	PTS	#	DATE	H/R	OPPONENT	SCORE	RES	RECORD	PTS
1	OCT. 4	@	Los Angeles	2-2	T	0-0-1-0	1	42	JAN. 4	@	San Jose	5-3	L	18-15-6-3	45
2	OCT. 6	@	Edmonton	6-2	L	0-1-1-0	1	43	JAN. 6		TAMPA BAY	3-0	L	18-16-6-3	45
3	OCT. 8	@	Calgary	2-1	W	1-1-1-0	3	44	JAN. 9		SAN JOSE	6-5	L	18-17-6-3	45
4	OCT. 11	@	Chicago	3-0	L	1-2-1-0	3	45	JAN. 15		DETROIT	2-2	T	18-17-7-3	46
5	OCT. 13		WASHINGTON	5-2	W	2-2-1-0	5	46	JAN. 17	@	Colorado	3-2	OL	18-17-7-4	47
6	OCT. 16		BOSTON	1-1	T	2-2-2-0	6	47	JAN. 19		BUFFALO	3-1	L	18-18-7-4	47
7	OCT. 18	@	Dallas	3-1	L	2-3-2-0	6	48	JAN. 21	@	Nashville	1-0	W	19-18-7-4	49
8	OCT. 20		VANCOUVER	5-2	W	3-3-2-0	8	49	JAN. 23	@	Chicago	4-1	W	20-18-7-4	51
9	OCT. 24		ANAHEIM	3-2	OL	3-3-2-1	9	50	JAN. 25	@	Detroit	4-1	L	20-19-7-4	51
10	OCT. 27		COLORADO	1-0	W	4-3-2-1	11	51	JAN. 26	@	Columbus	3-2	W	21-19-7-4	53
11	OCT. 30	@	Buffalo	3-2	W	5-3-2-1	13	52	JAN. 28	@	Atlanta	4-2	W	22-19-7-4	55
12	NOV. 1	@	New Jersey	5-2	L	5-4-2-1	13	53	JAN. 30	@	Florida	3-1	W	23-19-7-4	57
13	NOV. 2	@	Washington	2-2	T	5-4-3-1	14	54	FEB. 4	@	Vancouver	4-2	L	23-20-7-4	57
14	NOV. 4	@	Carolina	1-0	OL	5-4-3-2	15	55	FEB. 6		CHICAGO	5-2	L	23-21-7-4	57
15	NOV. 7		DETROIT	3-1	L	5-5-3-2	15	56	FEB. 8		LOS ANGELES	6-5	W	24-21-7-4	59
16	NOV. 9	@	Dallas	5-1	W	6-5-3-2	17	57	FEB. 10		EDMONTON	4-3	L	24-22-7-4	59
17	NOV. 10	@	St. Louis	4-1	L	6-6-3-2	17	58	FEB. 12		CALGARY	4-3	W	25-22-7-4	61
18	NOV. 13		EDMONTON	5-4	OL	6-6-3-3	18	59	FEB. 13	@	Los Angeles	2-2	T	25-22-8-4	62
19	NOV. 15		SAN JOSE	5-3	W	7-6-3-3	20	60	FEB. 26		DALLAS	5-1	W	26-22-8-4	64
20	NOV. 17		NY ISLANDERS	6-1	W	8-6-3-3	22	61	FEB. 28	@	Colorado	2-1	OL	26-22-8-5	65
21	NOV. 20		MINNESOTA	2-1	W	9-6-3-3	24	62	MAR. 3		COLUMBUS	2-1	W	27-22-8-5	67
22	NOV. 23	@	Minnesota	5-2	L	9-7-3-3	24	63	MAR. 5		NEW JERSEY	4-1	W	28-22-8-5	69
23	NOV. 24	@	St. Louis	5-3	L	9-8-3-3	24	64	MAR. 7		VANCOUVER	6-1	W	29-22-8-5	71
24	NOV. 27	@	Columbus	3-0	L	9-9-3-3	24	65	MAR. 9		OTTAWA	3-2	W	30-22-8-5	73
25	NOV. 29		NASHVILLE	1-0	W	10-9-3-3	26	66	MAR. 12		CHICAGO	3-1	W	31-22-8-5	75
26	DEC. 1		PITTSBURGH	5-2	W	11-9-3-3	28	67	MAR. 15	@	Nashville	3-2	W	32-22-8-5	77
27	DEC. 5		ST. LOUIS	3-0	W	12-9-3-3	30	68	MAR. 17	@	Minnesota	2-2	T	32-22-9-5	78
28	DEC. 7	@	Detroit	1-1	T	12-9-4-3	31	69	MAR. 19	@	Boston	4-2	L	32-23-9-5	78
29	DEC. 8	@	Montreal	3-3	T	12-9-5-3	32	70	MAR. 20	@	Pittsburgh	3-1	W	33-23-9-5	80
30	DEC. 11	@	Toronto	6-3	L	12-10-5-3	32	71	MAR. 22	@	Dallas	4-3	L	33-24-9-5	80
31	DEC. 13	@	Ottawa	6-0	L	12-11-5-3	32	72	MAR. 24		LOS ANGELES	4-0	W	34-24-9-5	82
32	DEC. 15		DALLAS	6-2	L	12-12-5-3	32	73	MAR. 27	@	Anaheim	4-2	W	35-24-9-5	84
33	DEC. 17		COLUMBUS	4-1	W	13-12-5-3	34	74	MAR. 28		ANAHEIM	2-1	OL	35-24-9-6	85
34	DEC. 19		CALGARY	6-3	W	14-12-5-3	36	75	MAR. 30		COLORADO	5-3	W	36-24-9-6	87
35	DEC. 21	@	Anaheim	2-1	L	14-13-5-3	36	76	APR. 1		ST. LOUIS	5-3	W	37-24-9-6	89
36	DEC. 23		ANAHEIM	4-0	L	14-14-5-3	36	77	APR. 4	@	San Jose	5-2	L	37-25-9-6	89
37	DEC. 26		LOS ANGELES	1-1	T	14-14-6-3	37	78	APR. 7	@	Vancouver	4-3	L	37-26-9-6	89
38	DEC. 28		PHILADELPHIA	4-2	W	15-14-6-3	39	79	APR. 9	@	Calgary	4-2	W	38-26-9-6	91
39	DEC. 30	@	San Jose	4-2	W	16-14-6-3	41	80	APR. 10	@	Edmonton	3-0	L	38-27-9-6	91
40	DEC. 31		NY RANGERS	5-0	W	17-14-6-3	43	81	APR. 12		MINNESOTA	7-1	W	39-27-9-6	93
41	JAN. 3		ATLANTA	2-1	W	18-14-6-3	45	82	APR. 14		NASHVILLE	6-4	W	40-27-9-6	95

RECORDS

2002-03 PHOENIX COYOTES

31-35-11-5 (78 points), 4th Pacific Division

PLAYER	GP	G	A	PTS	PIM
Mike Johnson	82	23	40	63	47
Shane Doan	82	21	37	58	86
Ladislav Nagy	80	22	35	57	92
Daymond Langkow	82	20	32	52	56
#Daniel Briere	68	17	29	46	50
#Tony Amonte	59	13	23	36	26
Teppo Numminen	78	6	24	30	30
Branko Radivojevic	79	12	15	27	63
Paul Mara	73	10	15	25	78
Danny Markov	64	4	16	20	36
#Ramzi Abid	30	10	8	18	30
*Deron Quint	51	7	10	17	20
Brian Savage	43	6	10	16	22
Landon Wilson	31	6	8	14	26
#Claude Lemieux	36	6	8	14	30
Kelly Buchberger	79	3	9	12	109
Todd Simpson	66	2	7	9	135
Ossi Vaananen	67	2	7	9	82
Radoslav Suchy	77	1	8	9	18
*Paul Ranheim	40	3	4	7	10

PLAYER	GP	G	A	PTS	PIM
#Brad May	20	3	4	7	32
Jeff Taffe	20	3	1	4	4
*Jan Hrdina	4	0	4	4	8
Andrei Nazarov	59	3	0	3	135
Drake Berehowsky	7	1	2	3	27
*Chris Gratton	14	0	1	1	21
*Brad Ference	15	0	1	1	28
*Scott Pellerin	23	0	1	1	8
Brian Boucher	45	0	1	1	0
*Jean-Marc Pelletier	2	0	0	0	0
Jason Jaspers	2	0	0	0	0
Krystofer Kolanos	2	0	0	0	0
Martin Grenier	3	0	0	0	0
#Patrick DesRochers	4	0	0	0	0
*Frank Banham	5	0	0	0	2
#Dan Focht	10	0	0	0	10
Zac Bierk	16	0	0	0	2
Sean Burke	22	0	0	0	4
#Darcy Hordichuk	25	0	0	0	82

GOALTENDER	GP	MIN	GAA	W-L-T	SO	GA	SA	SV%
Sean Burke	22	1248	2.12	12-6-2	2	44	632	.930
Zac Bierk	16	884	2.17	4-9-1	1	32	471	.932
Brian Boucher	45	2544	3.02	15-20-8	0	128	1210	.894
*Jean-Marc Pelletier	2	119	3.03	0-2-0	0	6	48	.875
#Patrick DesRochers	4	175	3.77	0-3-0	0	11	88	.875

* - Acquired during season # - Relocated during season

RECORDS

#	DATE	H/R	OPPONENT	SCORE	RES	RECORD	PTS	#	DATE	H/R	OPPONENT	SCORE	RES	RECORD	PTS
1	OCT. 9	@	Los Angeles	4-1	L	0-1-0-0	0	42	JAN. 8	@	Chicago	0-0	T	15-17-7-3	40
2	OCT. 12		DALLAS	5-2	L	0-2-0-0	0	43	JAN. 10	@	Minnesota	2-1	L	15-18-7-3	40
3	OCT. 14	@	Columbus	4-2	W	1-2-0-0	2	44	JAN. 11	@	Nashville	4-3	OL	15-18-7-4	41
4	OCT. 15	@	Ottawa	2-1	L	1-3-0-0	2	45	JAN. 14		ST. LOUIS	4-1	L	15-19-7-4	41
5	OCT. 17	@	Toronto	5-3	L	1-4-0-0	2	46	JAN. 18		BUFFALO	1-0	L	15-20-7-4	41
6	OCT. 19	@	Buffalo	3-2	W	2-4-0-0	4	47	JAN. 20		SAN JOSE	3-1	W	16-20-7-4	43
7	OCT. 22	@	Nashville	2-1	W	3-4-0-0	6	48	JAN. 23	@	Calgary	7-1	W	17-20-7-4	45
8	OCT. 24		COLORADO	3-2	L	3-5-0-0	6	49	JAN. 24	@	Edmonton	5-1	W	18-20-7-4	47
9	OCT. 26		MINNESOTA	6-1	L	3-6-0-0	6	50	JAN. 26	@	Vancouver	1-0	L	18-21-7-4	47
10	OCT. 28	@	NY Rangers	3-2	OL	3-6-0-1	7	51	JAN. 28		CALGARY	4-3	W	19-21-7-4	49
11	OCT. 29	@	NY Islanders	3-2	W	4-6-0-1	9	52	FEB. 5	@	Los Angeles	4-3	L	19-22-7-4	49
12	OCT. 31	@	Philadelphia	6-2	L	4-7-0-1	9	53	FEB. 7	@	Anaheim	3-2	L	19-23-7-4	49
13	NOV. 3		NASHVILLE	2-1	W	5-7-0-1	11	54	FEB. 8		DALLAS	3-1	L	19-24-7-4	49
14	NOV. 7		MINNESOTA	4-1	W	6-7-0-1	13	55	FEB. 12		NEW JERSEY	3-0	L	19-25-7-4	49
15	NOV. 9		VANCOUVER	5-2	L	6-8-0-1	13	56	FEB. 14	@	Minnesota	3-2	W	20-25-7-4	51
16	NOV. 11	@	Tampa Bay	4-2	L	6-9-0-1	13	57	FEB. 15	@	St. Louis	5-3	W	21-25-7-4	53
17	NOV. 12	@	Carolina	3-2	L	6-10-0-1	13	58	FEB. 18		COLUMBUS	5-2	W	22-25-7-4	55
18	NOV. 15	@	Atlanta	5-1	W	7-10-0-1	15	59	FEB. 20	@	Chicago	2-1	W	23-25-7-4	57
19	NOV. 17		COLORADO	4-4	T	7-10-1-1	16	60	FEB. 21	@	Dallas	2-2	T	23-25-8-4	58
20	NOV. 20		DALLAS	2-2	T	7-10-2-1	17	61	FEB. 23		CALGARY	4-2	L	23-26-8-4	58
21	NOV. 22		FLORIDA	3-3	T	7-10-3-1	18	62	FEB. 26		CAROLINA	4-2	W	24-26-8-4	60
22	NOV. 25	@	Dallas	5-1	L	7-11-3-1	18	63	FEB. 28		ANAHEIM	3-1	W	25-26-8-4	62
23	NOV. 27	@	Anaheim	2-2	T	7-11-4-1	19	64	MAR. 2	@	Detroit	5-2	L	25-27-8-4	62
24	NOV. 28		CHICAGO	4-2	L	7-12-4-1	19	65	MAR. 4	@	Pittsburgh	4-1	W	26-27-8-4	64
25	NOV. 30	@	San Jose	3-2	W	8-12-4-1	21	66	MAR. 6	@	St. Louis	6-3	L	26-28-8-4	64
26	DEC. 3		SAN JOSE	3-2	OL	8-12-4-2	22	67	MAR. 8		SAN JOSE	6-4	W	27-28-8-4	66
27	DEC. 5		DETROIT	5-3	L	8-13-4-2	22	68	MAR. 10	@	Colorado	2-2	T	27-28-9-4	67
28	DEC. 7		MONTREAL	4-2	L	8-14-4-2	22	69	MAR. 12		DETROIT	3-2	L	27-29-9-4	67
29	DEC. 9		COLUMBUS	3-3	T	8-14-5-2	23	70	MAR. 14		CHICAGO	4-0	L	27-30-9-4	67
30	DEC. 11		ATLANTA	4-2	W	9-14-5-2	25	71	MAR. 15		ANAHEIM	4-2	W	28-30-9-4	69
31	DEC. 13		WASHINGTON	4-3	L	9-15-5-2	25	72	MAR. 18		BOSTON	2-1	W	29-30-9-4	71
32	DEC. 15		LOS ANGELES	2-1	W	10-15-5-2	27	73	MAR. 20		EDMONTON	3-2	W	30-30-9-4	73
33	DEC. 17		PITTSBURGH	5-2	W	11-15-5-2	29	74	MAR. 22		TAMPA BAY	4-0	L	30-31-9-4	73
34	DEC. 20		ST. LOUIS	3-3	T	11-15-6-2	30	75	MAR. 24	@	Calgary	2-0	L	30-32-9-4	73
35	DEC. 22	@	Anaheim	4-0	L	11-16-6-2	30	76	MAR. 26	@	Edmonton	4-3	L	30-33-9-4	73
36	DEC. 26	@	Los Angeles	4-3	OL	11-16-6-3	31	77	MAR. 27	@	Vancouver	5-1	L	30-34-9-4	73
37	DEC. 28		PHILADELPHIA	4-0	W	12-16-6-3	33	78	MAR. 29	@	Colorado	6-1	L	30-35-9-4	73
38	DEC. 30		EDMONTON	4-3	W	13-16-6-3	35	79	MAR. 31		LOS ANGELES	5-4	OL	30-35-9-5	74
39	JAN. 1	@	Washington	2-1	W	14-16-6-3	37	80	APR. 2		VANCOUVER	3-3	T	30-35-10-5	75
40	JAN. 3	@	Detroit	4-1	W	15-16-6-3	39	81	APR. 4		NASHVILLE	1-0	W	31-35-10-5	77
41	JAN. 4	@	Columbus	2-0	L	15-17-6-3	39	82	APR. 6	@	San Jose	3-3	T	31-35-11-5	78



2003-04 PHOENIX COYOTES

22-35-18-6 (68 points), 5th Pacific Division

PLAYER	GP	G	A	PTS	PIM
Shane Doan	79	27	41	68	47
Ladislav Nagy	55	24	28	52	46
Daymond Langkow	81	21	31	52	40
Paul Mara	81	6	36	42	48
#Chris Gratton	68	11	18	29	93
#Jan Hrdina	55	11	15	26	30
#Brian Savage	61	12	13	25	36
#Branko Radivojevic	53	9	14	23	36
Radoslav Suchy	82	7	14	21	8
Cale Hulse	82	3	17	20	123
Jeff Taffe	59	8	10	18	20
Daniel Cleary	68	6	11	17	42
*Mike Comrie	28	8	7	15	16
#Mike Sillinger	60	8	6	14	54
Fredrik Sjostrom	57	7	6	13	22
David Tanabe	45	5	7	12	22
Krystofer Kolanos	41	4	6	10	24
Mike Johnson	11	1	9	10	10
Tyson Nash	69	3	5	8	110

PLAYER	GP	G	A	PTS	PIM
#Ossi Vaananen	67	2	4	6	87
Brad Ference	63	0	5	5	103
#Landon Wilson	35	1	3	4	16
*Derek Morris	14	0	4	4	2
Andrei Nazarov	33	1	2	3	125
*Ivan Novoseltsev	17	2	0	2	6
Erik Westrum	15	1	1	2	20
*Todd Reirden	7	0	2	2	4
#Sean Burke	32	0	2	2	8
*Michael Rupp	6	0	1	1	6
Bryan Helmer	17	0	1	1	10
Jason Jaspers	3	0	0	0	2
Goran Bezina	3	0	0	0	2
Zac Bierk	4	0	0	0	2
Jean-Marc Pelletier	4	0	0	0	0
*Brent Johnson	8	0	0	0	0
Mike Stutzel	9	0	0	0	0
Brian Boucher	40	0	0	0	2
Matthew Spiller	51	0	0	0	54

GOALTENDER	GP	MIN	GAA	W-L-T	SO	GA	SA	SV%
*Brent Johnson	8	486	2.59	1-6-1	0	21	243	.914
Brian Boucher	40	2364	2.74	10-19-10	5	108	1150	.906
#Sean Burke	32	1795	2.81	10-15-5	1	84	913	.908
Zac Bierk	4	190	3.79	0-1-2	0	12	108	.889
Jean-Marc Pelletier	4	175	4.11	1-1-0	0	12	84	.857

* - Acquired during season # - Relocated during season

#	DATE	H/R	OPPONENT	SCORE	RES	RECORD	PTS	#	DATE	H/R	OPPONENT	SCORE	RES	RECORD	PTS
1	OCT. 10		ST. LOUIS	2-1	W	1-0-0-0	2	42	JAN. 11		ATLANTA	1-1	T	16-12-12-2	46
2	OCT. 12	@	Anaheim	2-0	W	2-0-0-0	4	43	JAN. 13		VANCOUVER	4-1	L	16-13-12-2	46
3	OCT. 15	@	Florida	2-1	W	3-0-0-0	6	44	JAN. 15	@	Nashville	4-3	L	16-14-12-2	46
4	OCT. 16	@	Tampa Bay	5-1	L	3-1-0-0	6	45	JAN. 16	@	Detroit	3-3	T	16-14-13-2	47
5	OCT. 18		PHILADELPHIA	5-4	L	3-2-0-0	6	46	JAN. 21		SAN JOSE	4-2	L	16-15-13-2	47
6	OCT. 23		TORONTO	5-4	L	3-3-0-0	6	47	JAN. 22	@	San Jose	2-1	W	17-15-13-2	49
7	OCT. 25	@	San Jose	4-4	T	3-3-1-0	7	48	JAN. 24		DETROIT	5-2	W	18-15-13-2	51
8	OCT. 26	@	Vancouver	3-3	T	3-3-2-0	8	49	JAN. 27		CALGARY	2-1	L	18-16-13-2	51
9	OCT. 28		CHICAGO	2-2	T	3-3-3-0	9	50	JAN. 29		OTTAWA	4-1	L	18-17-13-2	51
10	OCT. 31		VANCOUVER	4-1	L	3-4-3-0	9	51	JAN. 31		DALLAS	5-4	L	18-18-13-2	51
11	NOV. 1	@	Los Angeles	7-3	L	3-5-3-0	9	52	FEB. 2		COLUMBUS	3-3	T	18-18-14-2	52
12	NOV. 6	@	Colorado	2-1	L	3-6-3-0	9	53	FEB. 4		FLORIDA	5-4	OL	18-18-14-3	53
13	NOV. 8		ANAHEIM	4-3	W	4-6-3-0	11	54	FEB. 5	@	San Jose	5-0	L	18-19-14-3	53
14	NOV. 9	@	Anaheim	2-1	OL	4-6-3-1	12	55	FEB. 11	@	Anaheim	5-3	L	18-20-14-3	53
15	NOV. 13		COLORADO	3-2	W	5-6-3-1	14	56	FEB. 13		NY ISLANDERS	5-2	L	18-21-14-3	53
16	NOV. 14	@	Dallas	3-3	T	5-6-4-1	15	57	FEB. 14		DALLAS	3-2	W	19-21-14-3	55
17	NOV. 16	@	Columbus	2-2	T	5-6-5-1	16	58	FEB. 16	@	St. Louis	4-2	L	19-22-14-3	55
18	NOV. 19		ST. LOUIS	5-4	W	6-6-5-1	18	59	FEB. 18	@	Detroit	5-2	L	19-23-14-3	55
19	NOV. 21		SAN JOSE	5-0	L	6-7-5-1	18	60	FEB. 20		COLUMBUS	3-2	W	20-23-14-3	57
20	NOV. 23	@	Atlanta	1-0	L	6-8-5-1	18	61	FEB. 21		NASHVILLE	8-2	L	20-24-14-3	57
21	NOV. 24	@	Dallas	5-2	L	6-9-5-1	18	62	FEB. 23		ANAHEIM	1-1	T	20-24-15-3	58
22	NOV. 27		LOS ANGELES	6-4	W	7-9-5-1	20	63	FEB. 25		PITTSBURGH	4-3	OL	20-24-15-4	59
23	NOV. 30	@	Boston	3-3	T	7-9-6-1	21	64	FEB. 27		EDMONTON	7-2	L	20-25-15-4	59
24	DEC. 2	@	New Jersey	3-1	W	8-9-6-1	23	65	FEB. 29	@	Calgary	4-2	L	20-26-15-4	59
25	DEC. 4	@	Buffalo	3-2	W	9-9-6-1	25	66	MAR. 2	@	Edmonton	5-4	OL	20-26-15-5	60
26	DEC. 5	@	Philadelphia	3-2	L	9-10-6-1	25	67	MAR. 5		MONTREAL	4-3	L	20-27-15-5	60
27	DEC. 7	@	Chicago	2-2	T	9-10-7-1	26	68	MAR. 7		MINNESOTA	1-1	T	20-27-16-5	61
28	DEC. 10		DALLAS	2-1	W	10-10-7-1	28	69	MAR. 9	@	Los Angeles	3-2	L	20-28-16-5	61
29	DEC. 12		EDMONTON	3-3	T	10-10-8-1	29	70	MAR. 10		LOS ANGELES	3-1	L	20-29-16-5	61
30	DEC. 15		MINNESOTA	5-2	L	10-11-8-1	29	71	MAR. 12		COLORADO	3-2	L	20-30-16-5	61
31	DEC. 18	@	Los Angeles	4-4	T	10-11-9-1	30	72	MAR. 14	@	Colorado	4-1	L	20-31-16-5	61
32	DEC. 20	@	St. Louis	1-1	T	10-11-10-1	31	73	MAR. 16		ANAHEIM	3-2	OL	20-31-16-6	62
33	DEC. 22	@	Nashville	3-3	T	10-11-11-1	32	74	MAR. 18		DETROIT	1-1	T	20-31-17-6	63
34	DEC. 23	@	Columbus	2-1	W	11-11-11-1	34	75	MAR. 21	@	Chicago	2-2	T	20-31-18-6	64
35	DEC. 27		NASHVILLE	3-1	L	11-12-11-1	34	76	MAR. 22	@	Minnesota	3-2	W	21-31-18-6	66
36	DEC. 29		NY RANGERS	3-2	OL	11-12-11-2	35	77	MAR. 24		CALGARY	4-0	L	21-32-18-6	66
37	DEC. 31		LOS ANGELES	4-0	W	12-12-11-2	37	78	MAR. 26		SAN JOSE	3-0	L	21-33-18-6	66
38	JAN. 2	@	Dallas	6-0	W	13-12-11-2	39	79	MAR. 28	@	Edmonton	4-2	L	21-34-18-6	66
39	JAN. 4	@	Carolina	3-0	W	14-12-11-2	41	80	MAR. 29	@	Vancouver	6-1	L	21-35-18-6	66
40	JAN. 7	@	Washington	3-0	W	15-12-11-2	43	81	MAR. 31	@	Calgary	1-0	L	21-36-18-6	66
41	JAN. 9	@	Minnesota	2-0	W	16-12-11-2	45	82	APR. 3		CHICAGO	2-1	W	22-36-18-6	68

2005-06 PHOENIX COYOTES

38-39-5 (81 points), 5th Pacific Division

PLAYER	GP	G	A	PTS	PIM
Shane Doan	82	30	36	66	123
Mike Comrie	80	30	30	60	55
Ladislav Nagy	51	15	41	56	74
Mike Johnson	80	16	38	54	50
Paul Mara	78	15	32	47	70
*Geoff Sanderson	75	25	21	46	58
Keith Ballard	82	8	31	39	99
Derek Morris	53	6	21	27	54
Oleg Saprykin	67	11	14	25	50
Zbynek Michalek	82	9	15	24	62
*Steven Reinprecht	28	12	11	23	8
*Dave Scatchard	47	11	12	23	84
Fredrik Sjostrom	75	6	17	23	42
Boyd Devereaux	78	8	14	22	44
#Mike Leclerc	35	9	12	21	29
*# Jamie Lundmark	38	5	13	18	36
Mike Ricci	78	10	6	16	69
*Oleg Kvasha	15	4	7	11	6
#Petr Nedved	25	2	9	11	34
#Denis Gauthier	45	2	9	11	61
*Dennis Seidenberg	34	1	10	11	14
#Sean O'Donnell	57	1	7	8	121

PLAYER	GP	G	A	PTS	PIM
Tyson Nash	50	0	6	6	84
*Jamie Rivers	18	0	5	5	26
#David Tanabe	21	0	4	4	8
#Krystofer Kolanos	9	2	1	3	2
Bill Thomas	9	1	2	3	8
*Joel Perrault	5	1	1	2	2
Matt Jones	16	0	2	2	14
*Yanick Lehoux	3	1	0	1	2
*Josh Gratton	11	1	0	1	30
+Brett Hull	5	0	1	1	0
Matthew Spiller	8	0	1	1	13
Steve Gainey	20	0	1	1	20
Curtis Joseph	60	0	1	1	18
*Pascal Rheaume	1	0	0	0	0
#Michael Rupp	1	0	0	0	0
*Pavel Brendl	2	0	0	0	0
#*Jeff Taffe	2	0	0	0	0
*Philippe Sauve	5	0	0	0	0
*#Tim Jackman	8	0	0	0	21
David LeNeveu	15	0	0	0	0
#Brian Boucher	11	0	0	0	2

GOALTENDER	GP	MIN	GAA	W-L-T	SO	GA	SA	SV%
Curtis Joseph	60	3424	2.91	32-21-3	4	166	1690	.902
David LeNeveu	15	814	3.24	3-8-2	0	44	386	.886
#Brian Boucher	11	512	3.87	3-6-0	0	33	268	.877
*Philippe Sauve	5	187	5.45	0-4-0	0	17	128	.867

* - Acquired during season # - Relocated during season

#	DATE	H/R	OPPONENT	SCORE	RES	RECORD	PTS	#	DATE	H/R	OPPONENT	SCORE	RES	RECORD	PTS
1	OCT. 5	@	Vancouver	3-2	L	0-1-0	0	42	JAN. 8		COLUMBUS	5-2	L	20-20-2	42
2	OCT. 6	@	Los Angeles	3-2	L	0-2-0	0	43	JAN. 10	@	Ottawa	7-2	L	20-21-2	42
3	OCT. 8		MINNESOTA	2-1	W	1-2-0	2	44	JAN. 12	@	Buffalo	2-1	W	21-21-2	44
4	OCT. 11	@	Dallas	3-2	L	1-3-0	2	45	JAN. 14	@	Toronto	4-3	W	22-21-2	46
5	OCT. 13		NASHVILLE	5-4	SOL	1-3-1	3	46	JAN. 16		WASHINGTON	6-1	L	22-22-2	46
6	OCT. 15		DETROIT	2-0	L	1-4-1	3	47	JAN. 19		FLORIDA	6-3	W	23-22-2	48
7	OCT. 17	@	Calgary	2-0	W	2-4-1	5	48	JAN. 21		EDMONTON	4-3	W	24-22-2	50
8	OCT. 18	@	Edmonton	4-3	W	3-4-1	7	49	JAN. 23	@	Dallas	4-1	L	24-23-2	50
9	OCT. 20	@	Vancouver	3-2	L	3-5-1	7	50	JAN. 24	@	Minnesota	3-2	L	24-24-2	50
10	OCT. 23	@	Anaheim	5-3	L	3-6-1	7	51	JAN. 26	@	St. Louis	5-3	W	25-24-2	52
11	OCT. 25		ST. LOUIS	5-4	W	4-6-1	9	52	JAN. 28		SAN JOSE	6-2	W	26-24-2	54
12	OCT. 27		CALGARY	3-2	W	5-6-1	11	53	JAN. 29		EDMONTON	4-3	SOL	26-24-3	55
13	OCT. 29		DALLAS	5-3	L	5-7-1	11	54	JAN. 31		VANCOUVER	7-4	L	26-25-3	55
14	OCT. 30	@	Anaheim	3-2	L	5-8-1	11	55	FEB. 2		LOS ANGELES	2-1	W	27-25-3	57
15	NOV. 3		LOS ANGELES	4-0	W	6-8-1	13	56	FEB. 4		MINNESOTA	6-4	L	27-26-3	57
16	NOV. 5	@	Detroit	4-1	W	7-8-1	15	57	FEB. 7		CHICAGO	3-1	L	27-27-3	57
17	NOV. 6	@	Chicago	2-1	OL	7-8-2	16	58	FEB. 9		DALLAS	5-1	L	27-28-3	57
18	NOV. 8	@	Minnesota	4-2	W	8-8-2	18	59	FEB. 12		SAN JOSE	5-4	OL	27-28-4	58
19	NOV. 10		CALGARY	4-3	L	8-9-2	18	60	MAR. 2		DALLAS	6-2	W	28-28-4	60
20	NOV. 12		ANAHEIM	2-1	W	9-9-2	20	61	MAR. 4		DETROIT	7-3	L	28-29-4	60
21	NOV. 16		COLORADO	3-1	L	9-10-2	20	62	MAR. 7	@	Detroit	5-2	W	29-29-4	62
22	NOV. 19	@	San Jose	4-3	W	10-10-2	22	63	MAR. 9	@	Columbus	5-4	L	29-30-4	62
23	NOV. 20		COLUMBUS	5-1	W	11-10-2	24	64	MAR. 11		ANAHEIM	5-3	L	29-31-4	62
24	NOV. 22		ANAHEIM	2-1	L	11-11-2	24	65	MAR. 12	@	Anaheim	5-2	L	29-32-4	62
25	NOV. 25	@	Dallas	4-1	W	12-11-2	26	66	MAR. 14	@	Los Angeles	6-2	W	30-32-4	64
26	NOV. 26		VANCOUVER	2-1	W	13-11-2	28	67	MAR. 16	@	Nashville	2-0	L	30-33-4	64
27	NOV. 30	@	Anaheim	6-1	L	13-12-2	28	68	MAR. 19	@	Chicago	3-2	W	31-33-4	66
28	DEC. 3		CAROLINA	8-4	W	14-12-2	30	69	MAR. 21	@	Columbus	5-2	W	32-33-4	68
29	DEC. 5		ATLANTA	5-2	W	15-12-2	32	70	MAR. 23		CHICAGO	4-3	W	33-33-4	70
30	DEC. 11	@	Boston	2-1	W	16-12-2	34	71	MAR. 25		ANAHEIM	5-2	L	33-34-4	70
31	DEC. 13	@	Montreal	5-2	L	16-13-2	34	72	MAR. 28		NASHVILLE	5-3	W	34-34-4	72
32	DEC. 15		TAMPA BAY	3-1	L	16-14-2	34	73	MAR. 30	@	San Jose	5-2	W	35-34-4	74
33	DEC. 17	@	Los Angeles	4-1	L	16-15-2	34	74	APR. 1	@	San Jose	4-3	W	36-34-4	76
34	DEC. 20		ST. LOUIS	5-4	L	16-16-2	34	75	APR. 3	@	Edmonton	7-1	L	36-35-4	76
35	DEC. 22		SAN JOSE	2-1	W	17-16-2	36	76	APR. 5	@	Calgary	5-2	L	36-36-4	76
36	DEC. 23	@	Dallas	3-2	W	18-16-2	38	77	APR. 8		DALLAS	3-2	SOL	36-36-5	77
37	DEC. 26	@	Colorado	7-4	L	18-17-2	38	78	APR. 10		SAN JOSE	3-2	L	36-37-5	77
38	DEC. 28	@	San Jose	5-4	W	19-17-2	40	79	APR. 11	@	Colorado	6-4	L	36-38-5	77
39	DEC. 29		LOS ANGELES	6-5	W	20-17-2	42	80	APR. 13		LOS ANGELES	3-0	W	37-38-5	79
40	DEC. 31		COLORADO	5-2	L	20-18-2	42	81	APR. 15	@	Nashville	5-1	L	37-39-5	79
41	JAN. 5	@	Los Angeles	4-0	L	20-19-2	42	82	APR. 16	@	St. Louis	3-0	W	38-39-5	81



2006-07 PHOENIX COYOTES

31-46-5 (67 points), 5th Pacific Division

PLAYER	GP	G	A	PTS	PIM
Shane Doan	73	27	28	55	73
# Ladislav Nagy	55	8	33	41	48
Owen Nolan	76	16	24	40	56
*# Yanic Perreault	49	19	14	33	30
Steven Reinprecht	49	9	24	33	28
Ed Jovanovski	54	11	18	29	63
Jeremy Roenick	70	11	17	28	32
Zbynek Michalek	82	4	24	28	34
Keith Ballard	69	5	22	27	59
Derek Morris	82	6	19	25	115
Michael Zigomanis	75	14	9	23	46
# Georges Laraque	56	5	17	22	52
# Mike Comrie	24	7	13	20	20
Travis Roche	50	6	13	19	22
Fredrik Sjostrom	78	9	9	18	48
Bill Thomas	24	8	6	14	2
Nick Boynton	59	2	9	11	138

PLAYER	GP	G	A	PTS	PIM
Patrick Fischer	27	4	6	10	24
* Mathias Tjarnqvist	26	5	4	9	2
* Niko Kapanen	19	2	7	9	8
Dave Scatchard	46	3	5	8	72
* Kevyn Adams	33	1	7	8	8
* Daniel Carcillo	18	4	3	7	74
Matt Jones	45	1	6	7	39
Jeff Taffe	17	4	2	6	2
Yanick Lehoux	7	1	2	3	4
#* Joel Perrault	21	1	2	3	14
Don MacLean	9	1	1	2	0
Enver Lisin	17	1	1	2	16
Josh Gratton	52	1	1	2	188
# Dennis Seidenberg	32	1	1	2	16
Keith Yandle	7	0	2	2	8
* Brendan Bell	14	0	2	2	8
Mike Ricci	7	0	1	1	4

GOALTENDER	GP	MIN	GAA	W-L-T	SO	GA	SA	SV%
Curtis Joseph	55	2993	3.19	18-31-2	4	159	1481	.893
*Mikael Tellqvist	30	1591	3.39	11-11-3	2	90	780	.885
David LeNeveu	6	233	3.86	2-1-0	0	15	142	.894
Michael Morrison	4	127	6.14	0-3-0	0	13	62	.790

* - Acquired during season # - Relocated during season

#	DATE	H/R	OPPONENT	SCORE	RES	RECORD	PTS	#	DATE	H/R	OPPONENT	SCORE	RES	RECORD	PTS
1	OCT. 5		NY ISLANDERS	6-3	W	1-0-0	2	42	JAN. 9	@	DALLAS	5-2	W	20-20-2	42
2	OCT. 7		ANAHEIM	2-1	L	1-1-0	2	43	JAN. 11		DETROIT	5-1	L	20-21-2	42
3	OCT. 9	@	COLUMBUS	5-1	L	1-2-0	2	44	JAN. 13		SAN JOSE	4-1	L	20-22-2	42
4	OCT. 11	@	DETROIT	9-2	L	1-3-0	2	45	JAN. 15		ST. LOUIS	5-4	W	21-22-2	44
5	OCT. 14	@	NASHVILLE	4-1	L	1-4-0	2	46	JAN. 17	@	COLORADO	4-3	L	21-23-2	44
6	OCT. 17	@	ST. LOUIS	5-2	W	2-4-0	4	47	JAN. 18	@	SAN JOSE	5-2	L	21-24-2	44
7	OCT. 19		LOS ANGELES	4-0	L	2-5-0	4	48	JAN. 20	@	LOS ANGELES	3-2	W	22-24-2	46
8	OCT. 21		DALLAS	4-0	L	2-6-0	4	49	JAN. 26	@	COLORADO	5-4	W	23-24-2	48
9	OCT. 23	@	EDMONTON	5-2	L	2-7-0	4	50	JAN. 27		PITTSBURGH	7-2	L	23-25-2	48
10	OCT. 24	@	CALGARY	6-1	L	2-8-0	4	51	JAN. 31	@	ANAHEIM	2-1	L	23-26-2	48
11	OCT. 26		EDMONTON	6-2	W	3-8-0	6	52	FEB. 1		NASHVILLE	3-2	W	24-26-2	50
12	OCT. 28		NY RANGERS	7-3	L	3-9-0	6	53	FEB. 3		MINNESOTA	1-0	L	24-27-2	50
13	NOV. 3	@	ANAHEIM	6-2	L	3-10-0	6	54	FEB. 6	@	COLUMBUS	3-0	W	25-27-2	52
14	NOV. 4		LOS ANGELES	6-4	W	4-10-0	8	55	FEB. 7	@	DETROIT	4-2	L	25-28-2	52
15	NOV. 9		DALLAS	1-0	L	4-11-0	8	56	FEB. 10	@	FLORIDA	5-2	L	25-29-2	52
16	NOV. 11		SAN JOSE	2-1	L	4-12-0	8	57	FEB. 13	@	TAMPA BAY	5-3	L	25-30-2	52
17	NOV. 14		MINNESOTA	4-3	W	5-12-0	10	58	FEB. 15		ANAHEIM	5-4	OL	25-30-3	53
18	NOV. 16		CHICAGO	3-2	W	6-12-0	12	59	FEB. 17		DETROIT	4-1	L	25-31-3	53
19	NOV. 18	@	LOS ANGELES	5-3	L	6-13-0	12	60	FEB. 19	@	NASHVILLE	4-1	L	25-32-3	53
20	NOV. 19	@	ANAHEIM	6-4	L	6-14-0	12	61	FEB. 22		CALGARY	3-2	W	26-32-3	55
21	NOV. 22		NEW JERSEY	3-1	W	7-14-0	14	62	FEB. 26	@	CALGARY	5-2	L	26-33-3	55
22	NOV. 24	@	MINNESOTA	4-0	L	7-15-0	14	63	FEB. 27	@	EDMONTON	3-0	W	27-33-3	57
23	NOV. 25	@	ST. LOUIS	2-1	W	8-15-0	16	64	MAR. 1	@	VANCOUVER	4-3	L	27-34-3	57
24	NOV. 30		LOS ANGELES	7-4	W	9-15-0	18	65	MAR. 3		COLUMBUS	4-3	L	27-35-3	57
25	DEC. 4		NASHVILLE	3-2	W	10-15-0	20	66	MAR. 7	@	ANAHEIM	2-1	L	27-36-3	57
26	DEC. 6	@	DALLAS	3-0	L	10-16-0	20	67	MAR. 8		VANCOUVER	4-2	L	27-37-3	57
27	DEC. 7	@	CHICAGO	2-1	W	11-16-0	22	68	MAR. 10		CHICAGO	7-5	L	27-38-3	57
28	DEC. 9		DALLAS	4-3	OL	11-16-1	23	69	MAR. 12		PHILADELPHIA	4-0	W	28-38-3	59
29	DEC. 11	@	SAN JOSE	4-0	L	11-17-1	23	70	MAR. 15		SAN JOSE	5-1	L	28-39-3	59
30	DEC. 12	@	VANCOUVER	5-2	L	11-18-1	23	71	MAR. 17		COLORADO	6-3	L	28-40-3	59
31	DEC. 14		COLUMBUS	5-4	W	12-18-1	25	72	MAR. 18	@	DALLAS	5-4	OL	28-40-4	60
32	DEC. 16		CALGARY	6-3	L	12-19-1	25	73	MAR. 20	@	MINNESOTA	3-2	L	28-41-4	60
33	DEC. 21		EDMONTON	3-2	L	12-20-1	25	74	MAR. 22		ANAHEIM	2-1	W	29-41-4	62
34	DEC. 23		ANAHEIM	2-0	W	13-20-1	27	75	MAR. 24		DALLAS	4-3	OL	29-41-5	63
35	DEC. 26	@	LOS ANGELES	4-3	OL	13-20-2	28	76	MAR. 27	@	DALLAS	6-0	L	29-42-5	63
36	DEC. 28	@	SAN JOSE	3-2	W	14-20-2	30	77	MAR. 29		COLORADO	4-3	L	29-43-5	63
37	DEC. 30		SAN JOSE	8-0	W	15-20-2	32	78	MAR. 30	@	SAN JOSE	4-2	L	29-44-5	63
38	JAN. 1	@	WASHINGTON	3-2	W	16-20-2	34	79	APR. 3		ST. LOUIS	5-2	L	29-45-5	63
39	JAN. 4	@	CAROLINA	2-0	W	17-20-2	36	80	APR. 5		LOS ANGELES	3-2	W	30-45-5	65
40	JAN. 5	@	ATLANTA	5-4	W	18-20-2	38	81	APR. 7	@	LOS ANGELES	3-2	L	30-46-5	65
41	JAN. 7	@	CHICAGO	4-2	W	19-20-2	40	82	APR. 8		VANCOUVER	3-1	W	31-46-5	67

2007-08 PHOENIX COYOTES

38-37-7 (83 points), 4th Pacific Division

PLAYER	GP	G	A	PTS	PIM
Shane Doan	80	28	50	78	59
Radim Vrbata	76	27	29	56	14
Peter Mueller	81	22	32	54	32
Ed Jovanovski	80	12	39	51	73
Steven Reinprecht	81	16	30	46	26
Martin Hanzal	72	8	27	35	28
Niko Kapanen	79	10	18	28	34
Daniel Winnik	79	11	15	26	25
Derek Morris	82	8	17	25	83
Daniel Carcillo	57	13	11	24	324
Keith Ballard	82	6	15	21	85
#Fredrik Sjostrom	51	10	9	19	14
Joel Perrault	49	7	10	17	48
Zbynek Michalek	75	4	13	17	34
Mike York	63	6	8	14	4

PLAYER	GP	G	A	PTS	PIM
Keith Yandle	43	5	7	12	14
Nick Boynton	79	3	9	12	125
Mathias Tjanqvist	78	4	7	11	34
Craig Weller	59	3	8	11	80
Enver Lisin	13	4	1	5	6
Mike Zigomanis	33	2	1	3	6
Matt Jones	45	0	2	2	10
Kyle Turris	3	0	1	1	2
Matt Murley	3	0	1	1	0
*Marcel Hossa	14	0	0	0	4
Bill Thomas	7	0	0	0	0
Brendan Bell	2	0	0	0	0
Pete Vandermeer	2	0	0	0	0
Ryan Caldwell	2	0	0	0	2
Josh Gratton	1	0	0	0	5

GOALTENDER	GP	MIN	GAA	W-L-T	SO	GA	SA	SV%
*Ilya Bryzgalov	55	3167	2.43	26-22-5	3	128	1621	.921
Mikael Tellqvist	22	1224	2.75	9-8-2	2	56	607	.908
#Alex Auld	9	509	3.54	3-6-0	1	30	249	.880
David Aebischer	1	60	3.00	0-1-0	0	3	33	.909

* - Acquired during season # - Relocated during season

#	DATE	H/R	OPPONENT	SCORE	RES	RECORD	PTS
1	OCT. 4		ST. LOUIS	3-2	W	1-0-0	2
2	OCT. 6		BOSTON	3-1	L	1-1-0	2
3	OCT. 10	@	COLUMBUS	3-0	L	1-2-0	2
4	OCT. 11	@	NASHVILLE	6-3	W	2-2-0	4
5	OCT. 13		MINNESOTA	3-2	L	2-3-0	4
6	OCT. 18		EDMONTON	4-2	L	2-4-0	4
7	OCT. 20		DETROIT	5-2	L	2-5-0	4
8	OCT. 25	@	ANAHEIM	1-0	W	3-5-0	6
9	OCT. 27		DALLAS	5-3	L	3-6-0	6
10	OCT. 30	@	ST. LOUIS	2-1	W	4-6-0	8
11	NOV. 2	@	DALLAS	5-0	W	5-6-0	10
12	NOV. 3		ANAHEIM	5-2	L	5-7-0	10
13	NOV. 7	@	ANAHEIM	6-5	W	6-7-0	12
14	NOV. 8		DALLAS	5-2	W	7-7-0	14
15	NOV. 10	@	SAN JOSE	4-1	L	7-8-0	14
16	NOV. 12	@	SAN JOSE	5-0	L	7-9-0	14
17	NOV. 15		SAN JOSE	6-0	L	7-10-0	14
18	NOV. 17	@	LOS ANGELES	1-0	W	8-10-0	16
19	NOV. 21		LOS ANGELES	4-1	W	9-10-0	18
20	NOV. 23	@	ANAHEIM	4-3	W	10-10-0	20
21	NOV. 24		TORONTO	5-1	W	11-10-0	22
22	NOV. 28	@	MINNESOTA	3-1	L	11-11-0	22
23	NOV. 30	@	CHICAGO	6-1	L	11-12-0	22
24	DEC. 1	@	DETROIT	3-2	L	11-13-0	22
25	DEC. 3	@	PITTSBURGH	3-1	L	11-14-0	22
26	DEC. 5		LOS ANGELES	4-1	W	12-14-0	24
27	DEC. 7		SAN JOSE	1-0	L	12-15-0	24
28	DEC. 8	@	LOS ANGELES	4-2	W	13-15-0	26
29	DEC. 13	@	NY ISLANDERS	3-2	L	13-16-0	26
30	DEC. 15	@	NEW JERSEY	4-1	W	14-16-0	28
31	DEC. 16	@	NY RANGERS	5-1	W	15-16-0	30
32	DEC. 18	@	PHILADELPHIA	3-2	W	16-16-0	32
33	DEC. 20	@	SAN JOSE	3-2	W	17-16-0	34
34	DEC. 22		VANCOUVER	2-1	OL	17-16-1	35
35	DEC. 27		MINNESOTA	3-2	L	17-17-1	35
36	DEC. 29		DETROIT	4-2	L	17-18-1	35
37	DEC. 31		COLORADO	4-3	W	18-18-1	37
38	JAN. 2	@	COLORADO	5-2	W	19-18-1	39
39	JAN. 3		CHICAGO	4-2	W	20-18-1	41
40	JAN. 5		ANAHEIM	3-2	W	21-18-1	43
41	JAN. 8	@	CALGARY	3-1	W	22-18-1	45
42	JAN. 10	@	EDMONTON	5-2	L	22-19-1	45
43	JAN. 11	@	VANCOUVER	4-3	W	23-19-1	47
44	JAN. 13	@	MINNESOTA	4-1	L	23-20-1	47
45	JAN. 15		SAN JOSE	5-3	W	24-20-1	49
46	JAN. 17		COLUMBUS	4-3	L	24-21-1	49
47	JAN. 19		CHICAGO	2-1	OL	24-21-2	50
48	JAN. 21		BUFFALO	6-2	W	25-21-2	52
49	JAN. 24		NASHVILLE	4-3	W	26-21-2	54
50	JAN. 29	@	COLUMBUS	4-2	W	27-21-2	56
51	JAN. 30	@	DETROIT	3-2	L	27-22-2	56
52	FEB. 2	@	NASHVILLE	3-2	OL	27-22-3	57
53	FEB. 4	@	COLORADO	4-3	W	28-22-3	59
54	FEB. 5	@	CALGARY	4-3	OL	28-22-4	60
55	FEB. 7		COLUMBUS	2-1	L	28-23-4	60
56	FEB. 10		NASHVILLE	6-3	L	28-24-4	60
57	FEB. 11	@	DALLAS	2-1	L	28-25-4	60
58	FEB. 14		DALLAS	5-2	W	29-25-4	62
59	FEB. 16		LOS ANGELES	4-3	W	30-25-4	64
60	FEB. 18	@	LOS ANGELES	4-0	W	31-25-4	66
61	FEB. 19		CALGARY	4-1	L	31-26-4	66
62	FEB. 22		COLORADO	3-2	OL	31-26-5	67
63	FEB. 24		ST. LOUIS	2-0	W	32-26-5	69
64	FEB. 27	@	CHICAGO	1-0	L	32-27-5	69
65	FEB. 28	@	ST. LOUIS	2-1	W	33-27-5	71
66	MAR. 1		CALGARY	3-1	L	33-28-5	71
67	MAR. 5	@	DALLAS	2-1	W	34-28-5	73
68	MAR. 6		MONTREAL	4-2	L	34-29-5	73
69	MAR. 8		OTTAWA	4-2	L	34-30-5	73
70	MAR. 11		ANAHEIM	3-2	W	35-30-5	75
71	MAR. 13		VANCOUVER	2-0	W	36-30-5	77
72	MAR. 15		EDMONTON	5-2	L	36-31-5	77
73	MAR. 17	@	VANCOUVER	3-1	L	36-32-5	77
74	MAR. 18	@	EDMONTON	8-4	L	36-33-5	77
75	MAR. 20		LOS ANGELES	6-5	OL	36-33-6	78
76	MAR. 22		ANAHEIM	2-1	L	36-34-6	78
77	MAR. 25		SAN JOSE	5-4	W	37-34-6	80
78	MAR. 27	@	LOS ANGELES	4-0	L	37-35-6	80
79	MAR. 30	@	SAN JOSE	3-1	L	37-36-6	80
80	APR. 3		DALLAS	4-2	L	37-37-6	80
81	APR. 4	@	DALLAS	4-2	W	38-37-6	82
82	APR. 6	@	ANAHEIM	3-2	OL	38-37-7	83



2008-09 PHOENIX COYOTES

36-39-7 (79 points), 4th Pacific Division

PLAYER	GP	G	A	PTS	PIM
Shane Doan	82	31	42	73	72
#Olli Jokinen	57	21	21	42	49
Steven Reinprecht	73	14	27	41	20
Ed Jovanovski	82	9	27	36	106
Peter Mueller	72	13	23	36	24
Martin Hanzal	74	11	20	31	40
Keith Yandle	69	4	26	30	37
Mikkel Boedker	78	11	17	28	18
Zbynek Michalek	82	6	21	27	28
Enver Lisin	48	13	8	21	24
*Joakim Lindstrom	44	9	11	20	28
Kyle Turris	63	8	12	20	21
*Matthew Lombardi	19	5	11	16	14
Viktor Tikhonov	61	8	8	16	20
Todd Fedoruk	72	6	7	13	72
*Scottie Upshall	19	8	5	13	26
#Derek Morris	57	5	7	12	24

PLAYER	GP	G	A	PTS	PIM
*Ken Klee	68	1	10	11	24
*Petr Prucha	19	2	8	10	6
#Daniel Carcillo	54	3	7	10	174
Kevin Porter	34	5	5	10	4
David Hale	48	3	6	9	36
Kurt Sauer	68	1	6	7	36
Daniel Winnik	49	3	4	7	63
*Dmitri Kalinin	15	1	3	4	6
Steven Goertzen	16	2	2	4	24
Joel Perrault	7	2	1	3	4
*Nigel Dawes	12	0	2	2	0
*Brandon Prust	11	0	1	1	29
Jeff Hoggan	4	0	1	1	7
David Schlemko	3	0	1	1	0
Brian McGrattan	5	0	0	0	22
Garth Murray	10	0	0	0	12
*Alexander Nikulin	1	0	0	0	0

GOALTENDER	GP	MIN	GAA	W-L-T	SO	GA	SA	SV%
Ilya Bryzgalov	65	3759	2.98	26-31-6	3	187	1994	.906
#Mikael Tellqvist	15	798	2.86	7-5-1	0	38	408	.907
Al Montoya	5	259	2.08	3-1-0	1	9	120	.925
Josh Tordjman	2	118	4.07	0-2-0	0	8	62	.871

* - Acquired during season # - Relocated during season

#	DATE	H/R	OPPONENT	SCORE	RES	RECORD	PTS	#	DATE	H/R	OPPONENT	SCORE	RES	RECORD	PTS
1	OCT. 11		COLUMBUS	3-1	W	1-0-0	2	42	JAN. 8		TAMPA BAY	3-2	W	20-17-5	45
2	OCT. 12	@	Anaheim	4-2	W	2-0-0	4	43	JAN. 10		DALLAS	1-0	W	21-17-5	47
3	OCT. 15	@	Chicago	4-1	L	2-1-0	4	44	JAN. 13	@	Minnesota	6-3	L	21-18-5	47
4	OCT. 17	@	Ottawa	6-3	L	2-2-0	4	45	JAN. 15	@	Vancouver	4-1	W	22-18-5	49
5	OCT. 18	@	Montreal	4-1	L	2-3-0	4	46	JAN. 17	@	Calgary	4-3	W	23-18-5	51
6	OCT. 23		WASHINGTON	2-1	W	3-3-0	6	47	JAN. 18	@	Edmonton	6-3	L	23-19-5	51
7	OCT. 25		CALGARY	4-1	L	3-4-0	6	48	JAN. 20		DETROIT	6-3	W	24-19-5	53
8	OCT. 30		PITTSBURGH	4-1	W	4-4-0	8	49	JAN. 27		ANAHEIM	7-3	L	24-20-5	53
9	NOV. 1		MINNESOTA	3-2	L	4-5-0	8	50	JAN. 29	@	San Jose	2-0	L	24-21-5	53
10	NOV. 4	@	Calgary	4-2	W	5-5-0	10	51	JAN. 31		BUFFALO	2-0	L	24-22-5	53
11	NOV. 6	@	Vancouver	1-0	L	5-6-0	10	52	FEB. 3	@	Nashville	2-1	L	24-23-5	53
12	NOV. 8		FLORIDA	4-1	W	6-6-0	12	53	FEB. 4	@	Detroit	5-4	L	24-24-5	53
13	NOV. 9		SAN JOSE	4-2	W	7-6-0	14	54	FEB. 7		CAROLINA	7-2	L	24-25-5	53
14	NOV. 12	@	Columbus	5-2	W	8-6-0	16	55	FEB. 11	@	Dallas	1-0	W	25-25-5	55
15	NOV. 13	@	Minnesota	4-0	L	8-7-0	16	56	FEB. 12		VANCOUVER	4-3	L	25-26-5	55
16	NOV. 15		Dallas	3-2	L	8-8-0	16	57	FEB. 14		CALGARY	7-5	L	25-27-5	55
17	NOV. 18		CHICAGO	3-2	OL	8-8-1	17	58	FEB. 16		EDMONTON	3-1	L	25-28-5	55
18	NOV. 21	@	Carolina	5-2	L	8-9-1	17	59	FEB. 19		ATLANTA	4-3	W	26-28-5	57
19	NOV. 22	@	Philadelphia	4-3	OL	8-9-2	18	60	FEB. 21	@	Los Angeles	6-3	W	27-28-5	59
20	NOV. 24	@	NY Rangers	4-1	L	8-10-2	18	61	FEB. 24	@	St. Louis	2-1	L	27-29-5	59
21	NOV. 26	@	Columbus	3-2	W	9-10-2	20	62	FEB. 26	@	Nashville	4-1	L	27-30-5	59
22	NOV. 28		COLORADO	2-1	W	10-10-2	22	63	FEB. 28		ST. LOUIS	3-1	L	27-31-5	59
23	NOV. 29		SAN JOSE	3-2	L	10-11-2	22	64	MAR. 5	@	Boston	2-1	W	28-31-5	61
24	DEC. 2		LOS ANGELES	4-2	W	11-11-2	24	65	MAR. 6	@	Buffalo	5-1	L	28-32-5	61
25	DEC. 4		TORONTO	6-3	W	12-11-2	26	66	MAR. 8	@	NY Islanders	3-2	L	28-33-5	61
26	DEC. 6	@	St. Louis	4-3	L	12-12-2	26	67	MAR. 10	@	Detroit	3-2	OL	28-33-6	62
27	DEC. 7	@	Chicago	7-1	L	12-13-2	26	68	MAR. 12	@	New Jersey	5-2	L	28-34-6	62
28	DEC. 10	@	Dallas	5-3	W	13-13-2	28	69	MAR. 14		NASHVILLE	2-0	L	28-35-6	62
29	DEC. 11		MINNESOTA	3-1	W	14-13-2	30	70	MAR. 17		SAN JOSE	4-3	W	29-35-6	64
30	DEC. 13		DETROIT	5-4	OL	14-13-3	31	71	MAR. 19		ANAHEIM	3-2	OL	29-35-7	65
31	DEC. 16	@	Dallas	2-1	OL	14-13-4	32	72	MAR. 21		VANCOUVER	5-1	W	30-35-7	67
32	DEC. 18		NASHVILLE	2-1	W	15-13-4	34	73	MAR. 22	@	Anaheim	6-2	L	30-36-7	67
33	DEC. 20		COLUMBUS	2-0	W	16-13-4	36	74	MAR. 16		EDMONTON	3-2	W	31-36-7	69
34	DEC. 22	@	Edmonton	4-2	L	16-14-4	36	75	MAR. 28	@	San Jose	3-2	L	31-37-7	69
35	DEC. 23	@	Colorado	5-4	OL	16-14-5	37	76	MAR. 30		DALLAS	6-5	W	32-37-7	71
36	DEC. 26	@	Los Angeles	2-1	W	17-14-5	39	77	APR. 1	@	Colorado	3-0	W	33-37-7	73
37	DEC. 27		LOS ANGELES	4-0	L	17-15-5	39	78	APR. 2		LOS ANGELES	2-1	W	34-37-7	75
38	DEC. 31		COLORADO	3-1	W	18-15-5	41	79	APR. 4	@	Los Angeles	6-1	L	34-38-7	75
39	JAN. 2		NY ISLANDERS	5-4	W	19-15-5	43	80	APR. 7		ST. LOUIS	5-1	L	34-39-7	75
40	JAN. 4	@	Anaheim	2-0	L	19-16-5	43	81	APR. 9	@	San Jose	4-1	W	35-39-7	77
41	JAN. 6		CHICAGO	6-0	L	19-17-5	43	82	APR. 11		ANAHEIM	5-4	W	36-39-7	79

2009-10 PHOENIX COYOTES

50-25-7 (107 points), 2nd Pacific Division

PLAYER	GP	G	A	PTS	PIM
Shane Doan	82	18	37	55	41
Matthew Lombardi	78	19	34	53	36
Radim Vrbata	82	24	19	43	24
Keith Yandle	82	12	29	41	45
Ed Jovanovski	66	10	24	34	55
Martin Hanzal	81	11	22	33	104
Scottie Upshall	49	18	14	32	50
Vernon Fiddler	76	8	22	30	46
Robert Lang	64	9	20	29	28
Adrian Aucoin	82	8	20	28	56
Taylor Pyatt	74	12	11	23	39
Petr Prucha	79	13	9	22	23
Daniel Winnik	74	4	15	19	12
*Lee Stempniak	18	14	4	18	8
*Wojtek Wolski	18	6	12	18	6

PLAYER	GP	G	A	PTS	PIM
#Peter Mueller	54	4	13	17	8
Zbynek Michalek	72	3	14	17	30
Jim Vandermeer	62	4	8	12	60
Lauri Korpikoski	71	5	6	11	16
Sami Lepisto	66	1	10	11	60
Paul Bissonnette	41	3	2	5	117
David Schlemko	17	1	4	5	8
*Derek Morris	18	1	3	4	11
*Mathieu Schneider	8	0	4	4	4
Mikkel Boedker	14	1	2	3	0
*#Anders Eriksson	12	0	3	3	2
*Petteri Nokelainen	17	1	1	2	6
Shaun Heshka	8	0	2	2	4
Joel Perrault	2	1	0	1	0
#Kevin Porter	4	0	0	0	0

GOALTENDER	GP	MIN	GAA	W-L-T	SO	GA	SA	SV%
Ilya Bryzgalov	69	4084	2.29	42-20-6	8	156	1961	.920
Jason LaBarbera	17	927	2.13	8-5-1	0	33	927	.928

* - Acquired during season # - Relocated during season

#	DATE	H/R	OPPONENT	SCORE	RES	RECORD	PTS	#	DATE	H/R	OPPONENT	SCORE	RES	RECORD	PTS
1	OCT. 3	@	Los Angeles	6-3	W	1-0-0	2	42	DEC. 31		SAN JOSE	3-2	OL	25-13-4	54
2	OCT. 7	@	Pittsburgh	3-0	W	2-0-0	4	43	JAN. 2		DETROIT	4-1	L	25-14-4	54
3	OCT. 8	@	Buffalo	2-1	L	2-1-0	4	44	JAN. 5	@	Edmonton	5-4	W	26-14-4	56
4	OCT. 10		COLUMBUS	2-0	L	2-2-0	4	45	JAN. 7	@	Vancouver	4-0	L	26-15-4	56
5	OCT. 12	@	San Jose	1-0	W	3-2-0	6	46	JAN. 9		NY ISLANDERS	5-4	OL	26-15-5	57
6	OCT. 15		ST. LOUIS	3-2	W	4-2-0	8	47	JAN. 12		SAN JOSE	3-1	L	26-16-5	57
7	OCT. 17		BOSTON	4-1	W	5-2-0	10	48	JAN. 14		NEW JERSEY	4-3	W	27-16-5	59
8	OCT. 22		DETROIT	3-2	W	6-2-0	12	49	JAN. 16		MINNESOTA	6-4	W	28-16-5	61
9	OCT. 24		LOS ANGELES	5-3	L	6-3-0	12	50	JAN. 18		BUFFALO	7-2	L	28-17-5	61
10	OCT. 26	@	NY Rangers	5-2	L	6-4-0	12	51	JAN. 21		NASHVILLE	4-2	W	29-17-5	63
11	OCT. 28	@	Columbus	4-1	W	7-4-0	14	52	JAN. 23	@	Washington	4-2	L	29-18-5	63
12	OCT. 29	@	St. Louis	2-0	W	8-4-0	16	53	JAN. 26	@	Detroit	5-4	W	30-18-5	65
13	OCT. 31		ANAHEIM	3-2	W	9-4-0	18	54	JAN. 28		CALGARY	3-2	W	31-18-5	67
14	NOV. 2		LOS ANGELES	5-3	L	9-5-0	18	55	JAN. 30		NY RANGERS	3-2	W	32-18-5	69
15	NOV. 4	@	Colorado	4-1	L	9-6-0	18	56	JAN. 31	@	Dallas	4-2	W	33-18-5	71
16	NOV. 5		CHICAGO	3-1	W	10-6-0	20	57	FEB. 2	@	Nashville	1-0	W	34-18-5	73
17	NOV. 7	@	Anaheim	4-3	L	10-7-0	20	58	FEB. 5	@	Chicago	2-1	W	35-18-5	75
18	NOV. 12		MONTREAL	4-2	L	10-8-0	20	59	FEB. 6	@	Dallas	4-0	L	35-19-5	75
19	NOV. 14		DALLAS	3-2	W	11-8-0	22	60	FEB. 8		EDMONTON	6-1	W	36-19-5	77
20	NOV. 16		TAMPA BAY	4-1	L	11-9-0	22	61	FEB. 10	@	Minnesota	3-2	W	37-19-5	79
21	NOV. 18	@	Minnesota	3-2	W	12-9-0	24	62	FEB. 12	@	Colorado	2-1	L	37-20-5	79
22	NOV. 19	@	St. Louis	3-2	OL	12-9-1	25	63	FEB. 13		DALLAS	3-0	L	37-21-5	79
23	NOV. 21		PHILADELPHIA	3-1	W	13-9-1	27	64	MAR. 2		ST. LOUIS	5-2	L	37-22-5	79
24	NOV. 23	@	Edmonton	4-0	L	13-10-1	27	65	MAR. 4		COLORADO	3-1	W	38-22-5	81
25	NOV. 25	@	Calgary	2-1	L	13-11-1	27	66	MAR. 6		ANAHEIM	4-0	W	39-22-5	83
26	NOV. 27		DALLAS	5-2	W	14-11-1	29	67	MAR. 10		VANCOUVER	4-3	W	40-22-5	85
27	NOV. 29	@	Anaheim	3-2	W	15-11-1	31	68	MAR. 13	@	Carolina	4-0	W	41-22-5	87
28	DEC. 3		CALGARY	2-1	W	16-11-1	33	69	MAR. 14	@	Atlanta	3-2	W	42-22-5	89
29	DEC. 5		OTTAWA	3-2	W	17-11-1	35	70	MAR. 16	@	Tampa Bay	2-1	W	43-22-5	91
30	DEC. 7		MINNESOTA	2-0	W	18-11-1	37	71	MAR. 18	@	Florida	4-3	W	44-22-5	93
31	DEC. 10	@	Los Angeles	3-2	OL	18-11-2	38	72	MAR. 20		CHICAGO	5-4	W	45-22-5	95
32	DEC. 12		SAN JOSE	2-1	W	19-11-2	40	73	MAR. 21	@	Dallas	3-2	W	46-22-5	97
33	DEC. 14	@	Detroit	3-2	L	19-12-2	40	74	MAR. 23	@	Chicago	2-0	L	46-23-5	97
34	DEC. 16	@	Toronto	6-3	W	20-12-2	42	75	MAR. 25	@	Nashville	4-3	OL	46-23-6	98
35	DEC. 17	@	Columbus	2-1	W	21-12-2	44	76	MAR. 27		COLORADO	6-2	W	47-23-6	100
36	DEC. 19	@	Anaheim	4-2	L	21-13-2	44	77	MAR. 30	@	Vancouver	4-1	L	47-24-6	100
37	DEC. 21		COLUMBUS	5-2	W	22-13-2	46	78	MAR. 31	@	Calgary	2-1	L	47-25-6	100
38	DEC. 23		ANAHEIM	4-0	W	23-13-2	48	79	APR. 3		EDMONTON	3-2	W	48-25-6	102
39	DEC. 26		LOS ANGELES	3-2	W	24-13-2	50	80	APR. 7		NASHVILLE	5-2	W	49-25-6	104
40	DEC. 28	@	San Jose	3-2	OL	24-13-3	51	81	APR. 8	@	Los Angeles	3-2	W	50-25-6	106
41	DEC. 29		VANCOUVER	3-2	W	25-13-3	53	82	APR. 10	@	San Jose	3-2	OL	50-25-7	107



2010-11 PHOENIX COYOTES

43-26-13 (99 points), 3rd Pacific Division

PLAYER	GP	G	A	PTS	PIM
Shane Doan	72	20	40	60	67
Keith Yandle	82	11	48	59	68
Ray Whitney	75	17	40	57	24
Radim Vrbata	79	19	29	48	20
Lauri Korpikoski	79	19	21	40	20
Eric Belanger	82	13	27	40	36
Lee Stempniak	82	19	19	38	19
Taylor Pyatt	76	18	13	31	27
#Scottie Upshall	61	16	11	27	42
Martin Hanzal	61	16	10	26	54
Kyle Turris	65	11	14	25	16
Vernon Fiddler	71	6	16	22	46
Adrian Aucoin	75	3	19	22	52
#Wojtek Wolski	36	6	10	16	10
Derek Morris	77	5	11	16	58

PLAYER	GP	G	A	PTS	PIM
Ed Jovanovski	50	5	9	14	39
David Schlemko	43	4	10	14	24
Mikkel Boedker	34	4	10	14	8
#Sami Lepisto	51	4	7	11	37
Oliver Ekman-Larsson	48	1	10	11	24
*Michal Rozsival	33	3	3	6	20
Andrew Ebbett	33	2	3	5	4
Brett MacLean	13	2	1	3	2
Paul Bissonnette	48	1	0	1	71
*Rostislav Klesla	16	1	0	1	12
Nolan Yonkman	16	0	1	1	39
#Petr Prucha	11	0	1	1	4
Chris Summers	2	0	0	0	4
Ryan Hollweg	3	0	0	0	0
Garrett Stafford	2	0	0	0	0

GOALTENDER	GP	MIN	GAA	W-L-T	SO	GA	SA	SV%
Ilya Bryzgalov	68	4059	2.48	36-20-10	7	168	2125	.921
Jason LaBarbera	17	882	3.26	7-6-3	2	48	529	.909
Matt Climie	1	32	1.88	0-0-0	0	1	16	.938

* - Acquired during season # - Relocated during season

#	DATE	H/R	OPPONENT	SCORE	RES	RECORD	PTS	#	DATE	H/R	OPPONENT	SCORE	RES	RECORD	PTS
1	OCT. 9	@	Boston	5-2	W	1-0-0	2	42	JAN. 10	@	St. Louis	4-3	W	20-13-9	49
2	OCT. 10		BOSTON	3-0	L	1-1-0	2	43	JAN. 11	@	Columbus	4-3	W	21-13-9	51
3	OCT. 16		DETROIT	2-1	OL	1-1-1	3	44	JAN. 13		TORONTO	5-1	W	22-13-9	53
4	OCT. 17	@	Anaheim	3-2	L	1-2-1	3	45	JAN. 15		ANAHEIM	6-2	W	23-13-9	55
5	OCT. 21		LOS ANGELES	4-2	W	2-2-1	5	46	JAN. 17		SAN JOSE	4-2	L	23-14-9	55
6	OCT. 23		CAROLINA	4-3	OL	2-2-2	6	47	JAN. 18		NASHVILLE	5-2	L	23-15-9	55
7	OCT. 25	@	Montreal	3-2	OL	2-2-3	7	48	JAN. 20	@	Los Angeles	2-0	W	24-15-9	57
8	OCT. 26	@	Ottawa	5-2	L	2-3-3	7	49	JAN. 22		LOS ANGELES	4-3	L	24-16-9	57
9	OCT. 28	@	Detroit	4-2	W	3-3-3	9	50	JAN. 25		EDMONTON	4-3	L	24-17-9	57
10	OCT. 30		TAMPA BAY	3-0	L	3-4-3	9	51	JAN. 26	@	Colorado	5-2	W	25-17-9	59
11	NOV. 3		NASHVILLE	4-3	W	4-4-3	11	52	FEB. 1	@	San Jose	5-3	L	25-18-9	59
12	NOV. 5	@	Dallas	6-3	L	4-5-3	11	53	FEB. 2		VANCOUVER	6-0	L	25-19-9	59
13	NOV. 6		PITTSBURGH	4-3	OL	4-5-4	12	54	FEB. 5		MINNESOTA	1-0	W	26-19-9	61
14	NOV. 8	@	Detroit	3-2	OL	4-5-5	13	55	FEB. 7		COLORADO	3-0	W	27-19-9	63
15	NOV. 10	@	Chicago	2-1	W	5-5-5	15	56	FEB. 9	@	Dallas	3-2	W	28-19-9	65
16	NOV. 12		CALGARY	5-4	W	6-5-5	17	57	FEB. 12		CHICAGO	3-2	W	29-19-9	67
17	NOV. 13		ST LOUIS	5-3	W	7-5-5	19	58	FEB. 14		WASHINGTON	3-2	W	30-19-9	69
18	NOV. 17	@	Calgary	3-1	W	8-5-5	21	59	FEB. 17		ATLANTA	4-3	W	31-19-9	71
19	NOV. 19	@	Edmonton	4-3	W	9-5-5	23	60	FEB. 19	@	Nashville	3-2	W	32-19-9	73
20	NOV. 21	@	Vancouver	3-2	W	10-5-5	25	61	FEB. 22	@	Philadelphia	3-2	W	33-19-9	75
21	NOV. 23		EDMONTON	5-0	W	11-5-5	27	62	FEB. 23	@	Tampa Bay	8-3	L	33-20-9	75
22	NOV. 27		ANAHEIM	6-4	L	11-6-5	27	63	FEB. 25	@	Columbus	5-3	L	33-21-9	75
23	NOV. 30	@	Nashville	3-0	L	11-7-5	27	64	FEB. 27	@	Chicago	4-3	OL	33-21-10	76
24	DEC. 1	@	Minnesota	4-2	W	12-7-5	29	65	MAR. 1		DALLAS	3-2	L	33-22-10	76
25	DEC. 4		FLORIDA	2-1	OL	12-7-6	30	66	MAR. 3	@	Los Angeles	1-0	L	33-23-10	76
26	DEC. 5	@	Anaheim	3-0	W	13-7-6	32	67	MAR. 5		DETROIT	5-4	W	34-23-10	78
27	DEC. 9		MINNESOTA	3-2	L	13-8-6	32	68	MAR. 8		VANCOUVER	4-3	OL	34-23-11	79
28	DEC. 11		DALLAS	5-2	W	14-8-6	34	69	MAR. 10		CALGARY	3-0	W	35-23-11	81
29	DEC. 15	@	New Jersey	3-0	L	14-9-6	34	70	MAR. 13	@	Anaheim	5-2	W	36-23-11	83
30	DEC. 16	@	NY Rangers	4-3	OL	14-9-7	35	71	MAR. 15	@	Calgary	4-3	W	37-23-11	85
31	DEC. 18	@	NY Islanders	4-3	W	15-9-7	37	72	MAR. 17	@	Edmonton	3-1	W	38-23-11	87
32	DEC. 20	@	Pittsburgh	6-1	L	15-10-7	37	73	MAR. 18	@	Vancouver	3-1	W	39-23-11	89
33	DEC. 23	@	San Jose	4-1	L	15-11-7	37	74	MAR. 20		CHICAGO	2-1	L	39-24-11	89
34	DEC. 26	@	Dallas	1-0	W	16-11-7	39	75	MAR. 22		ST. LOUIS	2-1	W	40-24-11	91
35	DEC. 28		ANAHEIM	3-1	L	16-12-7	39	76	MAR. 24		COLUMBUS	3-0	W	41-24-11	93
36	DEC. 29		LOS ANGELES	5-2	W	17-12-7	41	77	MAR. 26		SAN JOSE	4-1	L	41-25-11	93
37	DEC. 31	@	St. Louis	4-3	L	17-13-7	41	78	MAR. 29		DALLAS	2-1	W	42-25-11	95
38	JAN. 2	@	Minnesota	6-5	OL	17-13-8	42	79	APR. 1		COLORADO	4-3	OL	42-25-12	96
39	JAN. 4		COLUMBUS	4-2	W	18-13-8	44	80	APR. 6	@	Los Angeles	3-2	OL	42-25-13	97
40	JAN. 6	@	Colorado	2-0	W	19-13-8	46	81	APR. 8		SAN JOSE	4-3	W	43-25-13	99
41	JAN. 8		BUFFALO	2-1	OL	19-13-9	47	82	APR. 9	@	San Jose	3-1	L	43-26-13	107

2011-12 PHOENIX COYOTES

42-27-13 (97 points), 1st Pacific Division

PLAYER	GP	G	A	PTS	PIM
Ray Whitney	82	24	53	77	28
Radim Vrbata	77	35	27	62	24
Shane Doan	79	22	28	50	48
Keith Yandle	82	11	32	43	51
Lauri Korpikoski	82	17	20	37	14
*Antoine Vermette	82	11	26	37	28
Martin Hanzal	64	8	26	34	63
Oliver Ekman-Larsson	82	13	19	32	32
Daymond Langkow	73	11	19	30	14
Raffi Torres	79	15	11	26	83
Mikkel Boedker	82	11	13	24	12
Boyd Gordon	75	8	15	23	10
Taylor Pyatt	73	9	10	19	23
Kyle Chipchura	53	3	13	16	42
*Gilbert Brule	33	5	9	14	11
Rostislav Klesla	65	3	10	13	54

PLAYER	GP	G	A	PTS	PIM
Michal Rozsival	54	1	12	13	34
Derek Morris	59	2	9	11	38
David Schlemko	46	1	10	11	10
Adrian Aucoin	64	2	7	9	42
*David Rundblad	30	1	6	7	6
*#Cal O'Reilly	22	2	3	5	2
Patrick O'Sullivan	23	2	2	4	2
Marc-Antoine Pouliot	13	0	4	4	2
Michael Stone	13	1	2	3	2
Chris Summers	21	0	3	3	11
Paul Bissonnette	31	1	0	1	41
#Petteri Nokelainen	5	0	1	1	0
Andy Miele	7	0	0	0	6
#Kyle Turris	6	0	0	0	4
Alexandre Bolduc	2	0	0	0	2
Matt Watkins	1	0	0	0	0

GOALTENDER	GP	MIN	GAA	W-L-T	SO	GA	SA	SV%
Mike Smith	67	3903	2.21	38-18-10	8	144	2066	.930
Jason LaBarbera	19	1015	2.54	3-9-3	0	43	486	.912
Curtis McElhinney	2	72	1.67	1-0-0	0	2	36	.944

* - Acquired during season # - Relocated during season

#	DATE	H/R	OPPONENT	SCORE	RES	RECORD	PTS	#	DATE	H/R	OPPONENT	SCORE	RES	RECORD	PTS
1	OCT. 8	@	San Jose	6-3	L	0-1-0	0	42	JAN. 7		N.Y. ISLANDERS	5-1	W	20-17-5	45
2	OCT. 10	@	Dallas	2-1	OL	0-1-1	1	43	JAN. 10	@	N.Y. Rangers	2-1	OL	20-17-6	46
3	OCT. 13	@	Nashville	5-2	W	1-1-1	3	44	JAN. 12	@	Detroit	3-2	OL	20-17-7	47
4	OCT. 15		WINNIPEG	4-1	W	2-1-1	5	45	JAN. 13	@	Columbus	3-2	L	20-18-7	47
5	OCT. 18		CHICAGO	5-2	L	2-2-1	5	46	JAN. 16		COLORADO	6-1	W	21-18-7	49
6	OCT. 20		LOS ANGELES	2-0	L	2-3-1	5	47	JAN. 18	@	Anaheim	6-2	L	21-19-7	49
7	OCT. 23	@	Anaheim	5-4	W	3-3-1	7	48	JAN. 19		DETROIT	3-2	OL	21-19-8	50
8	OCT. 25		DALLAS	3-2	OL	3-3-2	8	49	JAN. 21		TAMPA BAY	4-3	L	21-20-8	50
9	OCT. 27		NEW JERSEY	5-3	W	4-3-2	10	50	JAN. 24		OTTAWA	3-2	W	22-20-8	52
10	OCT. 29		LOS ANGELES	3-2	W	5-3-2	12	51	JAN. 31		ANAHEIM	4-1	L	22-21-8	52
11	NOV. 2	@	Colorado	4-1	W	6-3-2	14	52	FEB. 4		SAN JOSE	5-3	W	23-21-8	54
12	NOV. 3		NASHVILLE	3-0	L	6-4-2	14	53	FEB. 6		DETROIT	3-1	W	24-21-8	56
13	NOV. 5		EDMONTON	4-2	W	7-4-2	16	54	FEB. 7	@	Dallas	4-1	W	25-21-8	58
14	NOV. 10		MONTREAL	3-2	OL	7-4-3	17	55	FEB. 9		CALGARY	2-1	W	26-21-8	60
15	NOV. 12	@	San Jose	3-0	W	8-4-3	19	56	FEB. 11		CHICAGO	3-0	W	27-21-8	62
16	NOV. 15	@	Toronto	3-2	W	9-4-3	21	57	FEB. 13	@	Vancouver	2-1	OL	27-21-9	63
17	NOV. 17	@	Philadelphia	2-1	L	9-5-3	21	58	FEB. 16	@	Los Angeles	1-0	W	28-21-9	65
18	NOV. 19	@	Buffalo	4-2	W	10-5-3	23	59	FEB. 18		DALLAS	2-1	W	29-21-9	67
19	NOV. 21	@	Washington	4-3	L	10-6-3	23	60	FEB. 21		LOS ANGELES	5-4	W	30-21-9	69
20	NOV. 23		ANAHEIM	4-2	W	11-6-3	25	61	FEB. 23	@	Calgary	4-3	W	31-21-9	71
21	NOV. 25		VANCOUVER	5-0	L	11-7-3	25	62	FEB. 25	@	Edmonton	3-1	W	32-21-9	73
22	NOV. 26		DALLAS	3-0	W	12-7-3	27	63	FEB. 28		VANCOUVER	2-1	W	33-21-9	75
23	NOV. 29	@	Chicago	4-1	W	13-7-3	29	64	MAR. 1		CALGARY	4-2	L	33-22-9	75
24	DEC. 1	@	Winnipeg	1-0	L	13-8-3	29	65	MAR. 3		COLUMBUS	5-2	L	33-23-9	75
25	DEC. 3		PHILADELPHIA	4-2	L	13-9-3	29	66	MAR. 5	@	Pittsburgh	2-1	L	33-24-9	75
26	DEC. 5	@	Chicago	4-3	W	14-9-3	31	67	MAR. 6	@	Columbus	3-2	L	33-25-9	75
27	DEC. 6	@	Nashville	3-2	W	15-9-3	33	68	MAR. 8		MINNESOTA	3-2	OL	33-25-10	76
28	DEC. 8	@	Detroit	5-2	L	15-10-3	33	69	MAR. 10		SAN JOSE	3-0	W	34-25-10	78
29	DEC. 10		MINNESOTA	4-1	L	15-11-3	33	70	MAR. 12		NASHVILLE	5-4	OL	34-25-11	79
30	DEC. 14	@	Anaheim	4-1	L	15-12-3	33	71	MAR. 14	@	Vancouver	5-4	W	35-25-11	81
31	DEC. 15		EDMONTON	4-2	W	16-12-3	35	72	MAR. 15	@	Calgary	4-1	L	35-26-11	81
32	DEC. 17		N.Y. RANGERS	3-2	L	16-13-3	35	73	MAR. 18	@	Edmonton	3-2	W	36-26-11	83
33	DEC. 20	@	Florida	2-1	W	17-13-3	37	74	MAR. 20	@	Dallas	4-3	OL	36-26-12	84
34	DEC. 21	@	Carolina	4-3	W	18-13-3	39	75	MAR. 22		COLORADO	3-2	W	37-26-12	86
35	DEC. 23		ST. LOUIS	3-2	L	18-14-3	39	76	MAR. 24	@	San Jose	4-3	OL	37-26-13	87
36	DEC. 26	@	Los Angeles	4-3	L	18-15-3	39	77	MAR. 25		ST. LOUIS	4-0	L	37-27-13	87
37	DEC. 28		BOSTON	2-1	OL	18-15-4	40	78	MAR. 29		SAN JOSE	2-0	W	38-27-13	89
38	DEC. 29	@	Colorado	3-2	L	18-16-4	40	79	MAR. 31		ANAHEIM	4-0	W	39-27-13	91
39	DEC. 31	@	Minnesota	4-2	W	19-16-4	42	80	APR. 3		COLUMBUS	2-0	W	40-27-13	93
40	JAN. 3	@	St. Louis	4-1	L	19-17-4	42	81	APR. 6	@	St. Louis	4-1	W	41-27-13	95
41	JAN. 5	@	Los Angeles	1-0	OL	19-17-5	43	82	APR. 7	@	Minnesota	4-1	W	42-27-13	97



2012-13 PHOENIX COYOTES

21-18-9 (51 points), 4th Pacific Division

PLAYER	GP	G	A	PTS	PIM
Keith Yandle	48	10	20	30	54
Radim Vrbata	34	12	16	28	14
Shane Doan	48	13	14	27	37
Mikkel Boedker	48	7	19	26	12
Oliver Ekman-Larsson	48	3	21	24	26
Martin Hanzal	39	11	12	23	24
Antoine Vermette	48	13	8	21	36
David Moss	45	5	15	20	21
Kyle Chipchura	46	5	9	14	50
Boyd Gordon	48	4	10	14	8
#Raffi Torres	28	5	7	12	13
#Steve Sullivan	33	5	7	12	20
Lauri Korpikoski	36	6	5	11	12
Rob Klinkhammer	22	5	6	11	10

PLAYER	GP	G	A	PTS	PIM
Derek Morris	39	0	11	11	36
Michael Stone	40	5	4	9	16
#Matthew Lombardi	21	4	4	8	4
Rostislav Klesla	38	2	6	8	22
Nick Johnson	17	4	2	6	0
David Schlemko	30	1	5	6	12
Paul Bissonnette	28	0	6	6	36
Chris Conner	12	1	1	2	2
Zbynek Michalek	34	0	2	2	14
David Rundblad	8	0	1	1	0
Chris Brown	5	0	0	0	2
Alexandre Bolduc	14	0	0	0	2
Chris Summers	6	0	0	0	9
Andy Miele	1	0	0	0	0

GOALTENDER	GP	MIN	GAA	W-L-T	SO	GA	SA	SV%
Mike Smith	34	1,955	2.58	15-12-5	5	84	938	0.910
Jason LaBarbera	15	725	2.64	4-6-2	0	32	418	0.923
Chad Johnson	4	246	1.21	2-0-2	1	5	108	0.954

* - Acquired during season, # - Relocated during season

#	DATE	H/R	OPPONENT	SCORE	RES	RECORD	PTS	#	DATE	H/R	OPPONENT	SCORE	RES	RECORD	PTS
1	JAN. 19	@	Dallas	4-3	L	0-1-0		25	MAR. 9		DALLAS	2-1	W	12-10-3	27
2	JAN. 20		CHICAGO	6-4	L	0-2-0		26	MAR. 12		LOS ANGELES	5-2	W	13-10-3	29
3	JAN. 23		COLUMBUS	5-1	W	1-2-0	2	27	MAR. 14	@	St. Louis	3-0	L	13-11-3	
4	JAN. 24	@	San Jose	5-3	L	1-3-0		28	MAR. 16	@	Columbus	1-0	OL	13-11-4	30
5	JAN. 26		LOS ANGELES	4-2	L	1-4-0		29	MAR. 18	@	Los Angeles	4-0	L	13-12-4	
6	JAN. 28		NASHVILLE	4-0	W	2-4-0	4	30	MAR. 19	@	Los Angeles	3-2	L	13-13-4	
7	JAN. 30		EDMONTON	2-1	OL	2-4-1	5	31	MAR. 21		VANCOUVER	2-1	L	13-14-4	
8	FEB. 1	@	Dallas	4-3	OL	2-4-2	6	32	MAR. 25		DETROIT	3-2	L	13-15-4	
9	FEB. 2		DALLAS	2-0	W	3-4-2	8	33	MAR. 27	@	Minnesota	4-3	OL	13-15-5	31
10	FEB. 4		MINNESTOA	2-1	W	4-4-2	10	34	MAR. 28	@	Nashville	7-4	W	14-15-5	33
11	FEB. 7		CHICAGO	6-2	L	4-5-2		35	MAR. 30	@	San Jose	3-2	OL	14-15-6	34
12	FEB. 9	@	San Jose	1-0	W	5-5-2	12	36	APR. 2		LOS ANGELES	3-1	W	15-15-6	36
13	FEB. 11	@	Colorado	3-2	W	6-5-2	14	37	APR. 4		DETROIT	4-2	W	16-15-6	38
14	FEB. 14	@	Nashville	3-0	L	6-6-2		38	APR. 6		COLORADO	4-0	W	17-15-6	40
15	FEB. 16		COLUMBUS	5-3	W	7-6-2	16	39	APR. 8	@	Vancouver	2-0	L	17-16-6	
16	FEB. 18		CALGARY	4-0	W	8-6-2	18	40	APR. 10	@	Edmonton	3-1	W	18-16-6	42
17	FEB. 23	@	Edmonton	3-2	OL	8-6-3	19	41	APR. 12	@	Calgary	3-2	OL	18-16-7	43
18	FEB. 24	@	Calgary	5-4	L	8-7-3		42	APR. 15		SAN JOSE	4-0	L	18-17-7	
19	FEB. 26	@	Vancouver	4-2	W	9-7-3	21	43	APR. 18	@	St. Louis	2-1	OL	18-17-8	44
20	FEB. 28		MINNESOTA	4-3	L	9-8-3		44	APR. 20	@	Chicago	3-2	W	19-17-8	46
21	MAR. 2		ANAHEIM	5-4	W	10-8-3	23	45	APR. 22	@	Detroit	4-0	L	19-18-8	
22	MAR. 4		ANAHEIM	5-4	W	11-8-3	25	46	APR. 24		SAN JOSE	2-1	W	20-18-8	48
23	MAR. 6	@	Anaheim	2-0	L	11-9-3		47	APR. 26		COLORADO	5-4	OL	20-18-9	49
24	MAR. 7		ST. LOUIS	6-3	L	11-10-3		48	APR. 27	@	Anaheim	5-3	W	21-18-9	51

ALL-TIME VS. OPPONENTS

*Records for '99-00 are "adjusted" to reflect overtime losses instead of regulation ties.

VS ANAHEIM

YEAR	HOME						ROAD						OVERALL					
	W	L	T	OL	GF	GA	W	L	T	OL	GF	GA	W	L	T	OL	GF	GA
1993-94	0	2	0		6	9	0	2	0		3	8	0	4	0		9	17
1994-95	1	1	0		7	6	0	2	0		3	6	1	3	0		10	12
1995-96	1	1	0		8	9	0	2	0		4	11	1	3	0		12	20
1996-97	2	0	0		10	5	1	1	0		4	5	3	1	0		14	10
1997-98	1	1	0		9	7	2	0	0		11	3	3	1	0		20	10
1998-99	1	1	1		5	8	0	2	1		3	9	1	3	2		8	17
1999-00	2	1	0	0	9	4	2	0	0	1	14	6	4	1	0	1	23	10
2000-01	0	2	0	0	4	10	2	0	1	0	10	6	2	2	1	0	14	16
2001-02	0	1	0	2	3	9	1	1	0	0	5	4	1	2	0	2	8	13
2002-03	2	0	0	0	7	3	0	2	1	0	4	9	2	2	1	0	11	12
2003-04	1	0	1	1	7	7	1	1	0	1	6	7	2	1	1	2	13	14
2005-06	1	3		0	8	13	0	4		0	8	19	1	7		0	16	32
2006-07	2	1		1	9	8	0	4		0	8	16	2	5		1	17	24
2007-08	2	2		0	9	11	3	0		1	13	11	5	2		1	22	22
2008-09	1	1		1	10	14	1	2		0	6	10	2	3		1	16	24
2009-10	3	0		0	11	2	1	2		0	8	10	4	2		0	19	12
2010-11	1	2		0	11	11	2	1		0	10	5	3	3		0	21	16
2011-12	2	1		0	9	6	1	2		0	8	14	3	3		0	17	20
2012-13	2	0		0	8	8	1	1		0	5	5	3	1		0	13	13
TOTALS	25	20	2	5	150	150	18	29	3	3	133	164	43	49	5	8	283	314

VS BOSTON

YEAR	HOME						ROAD						OVERALL					
	W	L	T	OL	GF	GA	W	L	T	OL	GF	GA	W	L	T	OL	GF	GA
1979-80	1	1	0		4	4	0	2	0		1	7	1	3	0		5	11
1980-81	0	1	1		8	11	0	1	1		11	12	0	2	2		19	23
1981-82	0	1	0		5	8	0	2	0		10	15	0	3	0		15	23
1982-83	2	0	0		12	9	0	0	1		2	2	2	0	1		14	11
1983-84	1	0	0		5	2	0	2	0		4	9	1	2	0		9	11
1984-85	1	1	0		6	7	1	0	0		4	3	2	1	0		10	10
1985-86	0	1	0		1	2	0	2	0		9	15	0	3	0		10	17
1986-87	1	1	0		7	4	0	1	0		3	6	1	2	0		10	10
1987-88	0	1	0		3	4	0	2	0		6	9	0	3	0		9	13
1988-89	0	2	0		4	9	1	0	0		4	3	1	2	0		8	12
1989-90	1	0	0		3	2	0	1	1		5	7	1	1	1		8	9
1990-91	1	1	0		8	4	0	1	0		2	5	1	2	0		10	9
1991-92	0	1	1		6	9	1	0	0		3	1	1	1	1		9	10
1992-93	1	0	0		5	4	0	1	0		2	6	1	1	0		7	10
1993-94	0	1	0		6	7	0	1	0		4	5	0	2	0		10	12
1994-95	DID NOT PLAY																	
1995-96	0	1	0		3	5	0	1	0		4	5	0	2	0		7	10
1996-97	1	0	0		5	4	1	0	0		5	2	2	0	0		10	6
1997-98	0	1	0		2	3	0	1	0		2	5	0	2	0		4	8
1998-99	1	0	0		3	1	0	1	0		2	3	1	1	0		5	4
1999-00	1	0	0	0	2	1	0	1	0	0	0	2	1	1	0	0	2	3
2000-01	-	-	-	-	-	-	0	1	0	0	4	7	0	1	0	0	4	7
2001-02	0	0	1	0	1	1	0	1	0	0	2	4	0	1	1	0	3	5
2002-03	1	0	0	0	2	1	-	-	-	-	-	-	1	0	0	0	2	1
2003-04	-	-	-	-	-	-	0	0	1	0	3	3	0	0	1	0	3	3
2005-06	-	-	-	-	-	-	1	0		0	2	1	1	0		0	2	1
2006-07	DID NOT PLAY																	
2007-08	0	1	0		1	3	-	-	-	-	-	-	0	1	0		1	3
2008-09	-	-	-	-	-	-	1	0		0	2	1	1	0		0	2	1
2010-11	0	1		0	0	3	1	0		0	5	2	1	1		0	5	5
2011-12	0	0		1	1	2	-	-	-	-	-	-	0	0		1	1	2
2012-13	DID NOT PLAY																	
TOTALS	14	16	3	1	107	111	7	22	4	0	101	140	21	38	7	1	208	251



ALL-TIME VS. OPPONENTS

VS BUFFALO

YEAR	HOME						ROAD						OVERALL					
	W	L	T	OL	GF	GA	W	L	T	OL	GF	GA	W	L	T	OL	GF	GA
1979-80	0	1	1		5	6	0	2	0		5	10	0	3	1		10	16
1980-81	0	2	0		4	9	0	2	0		4	11	0	4	0		8	20
1981-82	0	0	1		4	4	0	1	1		5	6	0	1	2		9	10
1982-83	1	1	0		8	7	0	1	0		2	5	1	2	0		10	12
1983-84	0	1	0		5	6	0	2	0		6	14	0	3	0		11	20
1984-85	2	0	0		8	5	0	1	0		0	4	2	1	0		8	9
1985-86	1	0	0		5	3	0	2	0		6	13	1	2	0		11	16
1986-87	1	1	0		5	6	1	0	0		6	3	2	1	0		11	9
1987-88	1	0	0		7	5	0	1	1		7	9	1	1	1		14	14
1988-89	1	1	0		5	7	0	1	0		4	5	1	2	0		9	12
1989-90	0	1	0		3	4	0	2	0		4	7	0	3	0		7	11
1990-91	0	2	0		2	8	0	1	0		1	4	0	3	0		3	12
1991-92	1	0	0		5	4	0	1	0		2	5	1	1	0		7	9
1992-93	0	1	0		2	6	0	1	0		1	2	0	2	0		3	8
1993-94	1	0	0		3	2	0	1	0		0	6	1	1	0		3	8
1994-95	DID NOT PLAY																	
1995-96	1	0	0		4	1	1	0	0		4	3	2	0	0		8	4
1996-97	0	1	0		2	3	0	1	0		1	5	0	2	0		3	8
1997-98	1	0	0		6	1	0	0	1		3	3	1	0	1		9	4
1998-99	1	0	0		1	0	0	0	1		1	1	1	0	1		2	1
1999-00	1	0	0	0	2	1	0	0	1	0	2	2	1	0	1	0	4	3
2000-01	-	-	-	-	-	-	1	0	0	0	7	3	1	0	0	0	7	3
2001-02	0	1	0	0	1	3	1	0	0	0	3	2	1	1	0	0	4	5
2002-03	0	1	0	0	0	1	1	0	0	0	3	2	1	1	0	0	3	3
2003-04	-	-	-	-	-	-	1	0	0	0	3	2	1	0	0	0	3	2
2005-06	-	-	-	-	-	-	1	0		0	2	1	1	0		0	2	1
2006-07	DID NOT PLAY																	
2007-08	1	0	0		6	2	-	-	-	-	-	-	1	0	0		6	2
2008-09	0	1		0	0	2	0	1		0	1	5	0	2		0	1	7
2009-10	0	1		0	2	7	0	1		0	1	2	0	2		0	3	9
2010-11	0	0		1	1	2	-	-	-	-	-	-	0	0		1	1	2
2011-12	-	-	-	-	-	-	1	0		0	4	2	1	0		0	4	2
2012-13	DID NOT PLAY																	
TOTALS	14	16	2	1	36	105	8	22	5	0	88	137	22	38	7	1	184	242

VS CALGARY

YEAR	HOME						ROAD						OVERALL					
	W	L	T	OL	GF	GA	W	L	T	OL	GF	GA	W	L	T	OL	GF	GA
1979-80	0	2	0		6	10	0	2	0		0	10	0	4	0		6	20
1980-81	0	1	1		6	9	0	2	0		3	7	0	3	1		9	16
1981-82	1	0	0		6	4	1	1	0		9	10	2	1	0		15	14
1982-83	1	2	1		17	17	1	3	0		14	20	2	5	1		31	37
1983-84	1	1	2		10	10	0	3	1		16	27	1	4	3		26	37
1984-85	1	2	1		17	21	0	3	1		14	28	1	5	2		31	49
1985-86	1	3	0		20	23	0	3	1		11	21	1	6	1		31	44
1986-87	4	0	0		27	8	2	2	0		11	12	6	2	0		38	20
1987-88	3	0	1		22	11	1	3	0		13	17	4	3	1		35	28
1988-89	2	2	0		9	15	0	3	1		13	25	2	5	1		22	40
1989-90	3	1	0		16	10	2	2	0		13	14	5	3	0		29	24
1990-91	1	1	2		12	12	0	4	0		12	18	1	5	2		24	30
1991-92	3	1	0		22	13	1	1	1		11	13	4	2	1		33	26
1992-93	1	2	0		12	13	2	0	2		16	13	3	2	2		28	26
1993-94	0	2	0		5	9	0	2	0		6	12	0	4	0		11	21
1994-95	1	0	1		6	5	1	1	0		9	12	2	1	1		15	17
1995-96	2	0	0		9	5	2	0	0		7	3	4	0	0		16	8
1996-97	1	1	0		5	8	2	0	0		8	4	3	1	0		13	12
1997-98	1	0	1		5	3	1	1	0		7	7	2	1	1		12	10
1998-99	1	0	1		4	3	2	0	0		7	3	3	0	1		11	6
1999-00	2	0	0	0	6	4	1	0	1	0	6	4	3	0	1	0	12	8
2000-01	1	1	0	0	5	6	1	0	1	0	6	4	2	1	1	0	11	10
2001-02	2	0	0	0	10	6	2	0	0	0	6	3	4	0	0	0	16	9
2002-03	1	1	0	0	6	7	1	1	0	0	7	3	2	2	0	0	13	10
2003-04	0	2	0	0	1	6	0	2	0	0	2	5	0	4	0	0	3	11
2005-06	1	1		0	6	6	1	1		0	4	5	2	2		0	10	11
2006-07	1	1		0	6	8	0	2		0	3	11	1	3		0	9	19
2007-08	0	2		0	2	7	1	0		1	6	5	1	2		1	8	12
2008-09	0	2		0	6	11	2	0		0	8	5	2	2		0	14	16
2009-10	2	0		0	5	3	0	2		0	2	4	2	2		0	7	7
2010-11	2	0		0	8	4	2	0		0	7	4	4	0		0	15	8
2011-12	1	1		0	4	5	1	1		0	3	3	2	2		0	7	8
2012-13	1	0		0	4	0	0	1		1	6	8	1	1		1	10	8
TOTALS	42	32	11	0	305	282	30	46	9	2	266	340	72	78	20	2	571	622

ALL-TIME VS. OPPONENTS

VS CAROLINA

YEAR	HOME						ROAD						OVERALL					
	W	L	T	OL	GF	GA	W	L	T	OL	GF	GA	W	L	T	OL	GF	GA
1979-80	2	0	0		10	2	0	2	0		6	12	2	2	0		16	14
1980-81	0	2	0		8	13	0	1	1		7	11	0	3	1		15	24
1981-82	0	1	0		1	6	1	1	0		7	9	1	2	0		8	15
1982-83	1	1	0		5	5	0	0	1		2	2	1	1	1		7	7
1983-84	1	0	0		4	3	1	0	1		11	7	2	0	1		15	10
1984-85	1	1	0		10	10	1	0	0		3	0	2	1	0		13	10
1985-86	1	0	0		5	4	0	2	0		3	15	1	2	0		8	19
1986-87	1	1	0		3	3	0	0	1		4	4	1	1	1		7	7
1987-88	1	0	0		6	3	0	2	0		6	8	1	2	0		12	11
1988-89	1	1	0		8	8	0	1	0		3	7	1	2	0		11	15
1989-90	0	1	0		2	4	2	0	0		7	3	2	1	0		9	7
1990-91	2	0	0		10	8	0	1	0		3	4	2	1	0		13	12
1991-92	0	2	0		2	4	0	0	1		3	3	0	2	1		5	7
1992-93	1	1	0		10	13	1	0	0		6	3	2	1	0		16	16
1993-94	0	0	1		2	2	0	1	0		0	4	0	1	1		2	6
1994-95	DID NOT PLAY																	
1995-96	0	1	0		2	3	1	0	0		5	2	1	1	0		7	5
1996-97	0	1	0		1	2	0	1	0		0	1	0	2	0		1	3
1997-98	0	1	0		4	5	0	0	1		2	2	0	1	1		6	7
1998-99	0	0	1		5	5	0	0	0		0	0	0	0	1		5	5
1999-00	1	0	0	0	7	5	1	0	0	0	4	2	2	0	0	0	11	7
2000-01	0	0	0	1	1	2	1	0	0	0	2	0	1	0	0	1	3	2
2001-02	-	-	-	-	-	-	0	0	0	1	0	1	0	0	0	1	0	1
2002-03	1	0	0	0	4	2	0	1	0	0	2	3	1	1	0	0	6	5
2003-04	-	-	-	-	-	-	1	0	0	0	3	0	1	0	0	0	3	0
2005-06	1	0		0	8	4	-	-	-	-	-	-	1	0		0	8	4
2006-07	-	-	-	-	-	-	1	0		0	2	0	1	0		0	2	0
2007-08	DID NOT PLAY																	
2008-09	0	1		0	2	7	0	1		0	2	5	0	2		0	4	12
2009-10	-	-	-	-	-	-	1	0		0	4	0	1	0		0	4	0
2010-11	0	0		1	3	4	-	-	-	-	-	-	0	0		1	3	4
2011-12	-	-	-	-	-	-	1	0		0	4	3	1	0		0	4	3
2012-13	DID NOT PLAY																	
TOTALS	15	15	2	2	123	127	13	14	6	1	101	111	28	29	8	3	224	238

VS CHICAGO

YEAR	HOME						ROAD						OVERALL					
	W	L	T	OL	GF	GA	W	L	T	OL	GF	GA	W	L	T	OL	GF	GA
1979-80	1	1	0		6	4	1	1	0		5	6	2	2	0		11	10
1980-81	1	1	0		8	10	0	2	0		5	17	1	3	0		13	27
1981-82	2	1	1		17	16	1	1	1		13	12	3	2	2		30	28
1982-83	0	1	0		5	7	1	1	0		8	13	1	2	0		13	20
1983-84	2	0	0		13	7	0	1	0		2	6	2	1	0		15	13
1984-85	0	0	1		5	5	1	1	0		9	9	1	1	1		14	14
1985-86	1	1	0		7	6	0	1	0		4	5	1	2	0		11	11
1986-87	0	1	0		4	8	0	2	0		3	8	0	3	0		7	16
1987-88	1	0	1		7	4	0	1	0		4	6	1	1	1		11	10
1988-89	0	1	0		5	6	0	2	0		5	17	0	3	0		10	23
1989-90	1	1	0		9	7	0	1	0		3	4	1	2	0		12	11
1990-91	0	1	0		1	3	0	1	1		7	8	0	2	1		8	11
1991-92	2	0	0		9	4	0	0	1		3	3	2	0	1		12	7
1992-93	1	0	0		5	2	0	2	0		2	9	1	2	0		7	11
1993-94	2	1	0		6	9	0	3	0		7	15	2	4	0		13	24
1994-95	2	1	0		11	7	1	1	0		4	4	3	2	0		15	11
1995-96	2	0	1		9	7	0	2	0		4	7	2	2	1		13	14
1996-97	1	1	0		3	6	3	0	0		10	4	4	1	0		13	10
1997-98	2	1	0		10	7	2	0	1		9	6	4	1	1		19	13
1998-99	2	0	0		6	2	0	1	1		4	5	2	1	1		10	7
1999-00	1	1	0	0	3	4	0	1	1	0	6	10	1	2	1	0	9	14
2000-01	1	1	0	0	4	6	0	0	1	0	1	1	1	1	1	0	5	7
2001-02	1	1	0	0	5	6	1	1	0	0	4	4	2	2	0	0	9	10
2002-03	0	2	0	0	2	8	1	0	1	0	2	1	1	2	1	0	4	9
2003-04	1	0	1	0	4	3	0	0	2	0	4	4	1	0	3	0	8	7
2005-06	1	1		0	5	6	1	1		0	4	4	2	2		0	9	10
2006-07	1	1		0	8	9	2	0		0	6	3	3	1		0	14	12
2007-08	1	0		1	5	4	0	2		0	1	7	1	2		1	6	11
2008-09	0	1		1	2	9	0	2		0	2	11	0	3		1	4	20
2009-10	2	0		0	8	5	1	1		0	2	3	3	1		0	10	8
2010-11	1	1		0	4	4	1	0		1	5	5	2	1		1	9	9
2011-12	1	1		0	5	5	2	0		0	7	4	3	1		0	12	9
2012-13	0	2		0	6	12	1	0		0	2	2	1	2		0	8	14
TOTALS	34	25	5	2	207	208	20	32	10	1	157	223	54	57	15	3	364	431



ALL-TIME VS. OPPONENTS

VS COLORADO

YEAR	HOME						ROAD						OVERALL					
	W	L	T	OL	GF	GA	W	L	T	OL	GF	GA	W	L	T	OL	GF	GA
1979-80	1	1	0		8	8	1	1	0		5	7	2	2	0		13	15
1980-81	1	0	1		8	7	0	1	1		4	8	1	1	2		12	15
1981-82	0	1	1		9	11	0	1	0		3	7	0	2	1		12	18
1982-83	1	0	0		3	2	0	2	0		9	14	1	2	0		12	16
1983-84	1	1	0		9	11	1	0	0		5	3	2	1	0		14	14
1984-85	1	0	0		6	3	1	1	0		6	7	2	1	0		12	10
1985-86	1	1	0		6	7	1	0	0		5	4	2	1	0		11	11
1986-87	0	0	1		4	4	1	0	1		9	6	1	0	2		13	10
1987-88	1	0	1		6	5	1	0	0		7	3	2	0	1		13	8
1988-89	0	1	0		4	5	1	1	0		11	8	1	2	0		15	13
1989-90	1	1	0		12	11	1	0	0		5	3	2	1	0		17	14
1990-91	1	0	0		6	0	2	0	0		16	6	3	0	0		22	6
1991-92	0	0	1		4	4	0	2	0		3	9	0	2	1		7	13
1992-93	0	1	0		4	7	0	1	0		2	3	0	2	0		6	10
1993-94	1	0	0		5	2	0	0	1		5	5	1	0	1		10	7
1994-95	DID NOT PLAY																	
1995-96	0	2	0		4	10	1	1	0		7	7	1	3	0		11	17
1996-97	0	2	0		3	7	0	2	0		1	8	0	4	0		4	15
1997-98	0	2	0		5	8	0	1	1		3	6	0	3	1		8	14
1998-99	1	0	1		6	3	2	0	0		9	2	3	0	1		15	5
1999-00	1	1	0	0	9	4	1	1	0	0	5	5	2	2	0	0	14	9
2000-01	1	1	0	0	6	8	1	1	0	0	5	2	2	2	0	0	11	10
2001-02	2	0	0	0	6	3	0	0	0	2	3	5	2	0	0	2	9	8
2002-03	0	1	1	0	6	7	0	1	1	0	3	8	0	2	2	0	9	15
2003-04	1	1	0	0	5	5	0	2	0	0	2	6	1	3	0	0	7	11
2005-06	0	2		0	3	8	0	2		0	8	13	0	4		0	11	21
2006-07	0	2		0	6	10	1	1		0	8	8	1	3		0	14	18
2007-08	1	0		1	6	6	2	0		0	9	5	3	0		1	15	11
2008-09	2	0		0	5	2	1	0		1	7	5	3	0		1	12	7
2009-10	2	0		0	9	3	0	2		0	2	6	2	2		0	11	9
2010-11	1	1		0	6	4	2	0		0	7	2	3	0		1	13	6
2011-12	2	0		0	9	3	1	1		0	6	4	3	1		0	15	7
2012-13	1	0		1	8	4	1	0		0	3	2	2	0		1	11	6
TOTALS	25	22	7	2	196	182	23	25	5	3	183	187	48	46	12	6	379	369

VS COLUMBUS

YEAR	HOME						ROAD						OVERALL					
	W	L	T	OL	GF	GA	W	L	T	OL	GF	GA	W	L	T	OL	GF	GA
2000-01	1	0	1	0	4	3	0	2	0	0	3	7	1	2	1	0	7	10
2001-02	2	0	0	0	6	2	1	1	0	0	3	5	3	1	0	0	9	7
2002-03	1	0	1	0	8	5	1	1	0	0	4	4	2	1	1	0	12	9
2003-04	1	0	1	0	6	5	1	0	1	0	4	3	2	0	2	0	10	8
2005-06	1	1		0	7	6	1	1		0	9	7	2	2		0	16	13
2006-07	1	1		0	8	8	1	1		0	4	5	2	2		0	12	13
2007-08	0	2		0	4	6	1	1		0	4	5	1	3		0	8	11
2008-09	2	0		0	5	1	2	0		0	8	4	4	0		0	13	5
2009-10	1	1		0	5	4	2	0		0	6	2	3	1		0	11	6
2010-11	2	0		0	7	2	1	1		0	7	8	3	1		0	14	10
2011-12	1	1		0	4	5	0	2		0	5	7	1	3		0	9	12
2012-13	2	0		0	10	4	0	0		1	0	0	2	0		1	10	4
TOTALS	15	6	3	0	74	51	11	10	1	1	57	57	26	16	4	1	131	108

ALL-TIME VS. OPPONENTS

VS DALLAS

YEAR	HOME						ROAD						OVERALL					
	W	L	T	OL	GF	GA	W	L	T	OL	GF	GA	W	L	T	OL	GF	GA
1979-80	1	1	0		4	4	0	1	1		4	10	1	2	1		8	14
1980-81	0	2	0		6	10	0	2	0		4	8	0	4	0		10	18
1981-82	0	2	1		11	16	3	1	0		16	24	3	3	1		27	40
1982-83	0	2	0		6	8	0	1	0		1	4	0	3	0		7	12
1983-84	1	0	0		5	1	0	2	0		8	10	1	2	0		13	11
1984-85	2	0	0		9	4	0	1	0		0	4	2	1	0		9	8
1985-86	0	1	0		5	6	2	0	0		7	3	2	1	0		12	9
1986-87	2	0	0		10	7	0	1	0		2	4	2	1	0		12	11
1987-88	1	0	0		5	4	1	0	1		13	10	2	0	1		18	14
1988-89	1	1	0		4	6	0	1	0		1	5	1	2	0		5	11
1989-90	1	0	0		5	3	0	2	0		5	12	1	2	0		10	15
1990-91	1	1	0		4	4	1	0	0		6	4	2	1	0		10	8
1991-92	0	1	0		2	3	0	2	0		3	10	0	3	0		5	13
1992-93	2	0	0		14	10	1	1	0		11	7	3	1	0		25	17
1993-94	1	2	0		9	12	0	1	2		6	8	1	3	2		15	20
1994-95	1	1	0		4	7	1	1	0		9	9	2	2	0		13	16
1995-96	2	0	0		10	6	2	1	0		14	8	4	1	0		24	14
1996-97	0	2	1		8	10	2	1	0		11	10	2	3	1		19	20
1997-98	2	1	0		9	10	0	2	1		3	10	2	3	1		12	20
1998-99	1	2	0		5	5	1	2	0		5	6	2	4	0		10	11
1999-00	0	3	0	0	5	12	2	0	1	0	9	7	2	3	1	0	14	19
2000-01	1	1	1	0	9	9	1	0	1	0	5	3	2	1	2	0	14	12
2001-02	1	1	0	0	7	7	1	2	0	0	9	8	2	3	0	0	16	15
2002-03	0	2	1	0	5	10	0	1	1	0	3	7	0	3	2	0	8	17
2003-04	2	1	0	0	9	8	1	1	1	0	11	8	3	2	1	0	20	16
2005-06	1	2		1	12	15	2	2		0	10	10	3	4		1	22	25
2006-07	0	2		2	6	13	1	2		1	9	16	1	4		3	15	29
2007-08	2	2		0	15	13	3	1		0	12	5	5	3		0	27	18
2008-09	2	1		0	9	8	2	0		1	7	5	4	1		1	16	13
2009-10	2	1		0	8	7	2	1		0	7	8	4	2		0	15	15
2010-11	2	1		0	9	6	2	1		0	7	8	4	2		0	16	14
2011-12	2	0		1	7	3	1	0		2	8	5	3	0		3	15	8
2012-13	2	0		0	4	1	0	1		1	6	7	2	1		1	10	8
TOTALS	36	36	4	4	240	248	32	35	9	5	232	263	68	71	14	8	472	511

VS DETROIT

YEAR	HOME						ROAD						OVERALL					
	W	L	T	OL	GF	GA	W	L	T	OL	GF	GA	W	L	T	OL	GF	GA
1979-80	0	2	0		1	10	1	1	0		10	8	1	3	0		11	18
1980-81	0	1	1		7	8	0	2	0		8	11	0	3	1		15	19
1981-82	2	1	1		13	6	1	1	1		9	9	3	2	2		22	15
1982-83	1	0	0		8	3	2	0	0		12	2	3	0	0		20	5
1983-84	0	0	2		8	8	0	1	0		1	6	0	1	2		9	14
1984-85	1	0	0		5	2	1	0	1		11	8	2	0	1		16	10
1985-86	2	0	0		11	3	1	0	0		4	3	3	0	0		15	6
1986-87	0	0	1		1	1	1	1	0		7	7	1	1	1		8	8
1987-88	0	1	1		5	9	0	1	0		8	10	0	2	1		13	19
1988-89	0	1	0		2	6	0	1	1		5	8	0	2	1		7	14
1989-90	1	0	1		10	8	0	1	0		4	5	1	1	1		14	13
1990-91	0	1	0		2	5	0	2	0		2	9	0	3	0		4	14
1991-92	0	0	1		1	1	2	0	0		7	5	2	0	1		8	6
1992-93	1	0	0		4	1	1	1	0		8	8	2	1	0		12	9
1993-94	3	0	0		12	7	0	3	0		5	19	3	3	0		17	26
1994-95	1	1	0		5	8	0	2	1		9	17	1	3	1		14	25
1995-96	1	1	1		10	12	1	2	0		10	14	2	3	1		20	26
1996-97	0	2	1		9	12	2	0	0		8	3	2	2	1		17	15
1997-98	1	1	1		6	7	0	2	1		5	11	1	3	2		11	18
1998-99	1	1	0		5	8	2	0	0		10	5	3	1	0		15	13
1999-00	1	1	0	0	6	6	2	0	0	0	9	5	3	1	0	0	15	11
2000-01	0	1	1	0	4	6	0	1	1	0	5	8	0	2	2	0	9	14
2001-02	0	1	1	0	3	5	0	1	1	0	2	5	0	2	2	0	5	10
2002-03	0	2	0	0	5	8	1	1	0	0	6	6	1	3	0	0	11	14
2003-04	1	0	1	0	6	3	0	1	1	0	5	8	1	1	2	0	11	11
2005-06	0	2		0	3	9	2	0		0	9	3	2	2		0	12	12
2006-07	0	2		0	2	9	0	2		0	4	13	0	4		0	6	22
2007-08	0	2		0	4	9	0	2		0	4	6	0	4		0	8	15
2008-09	1	0		1	10	8	0	1		1	6	8	1	1		2	16	16
2009-10	1	1		0	4	6	1	1		0	7	7	2	2		0	11	13
2010-11	1	0		1	6	6	1	0		1	6	5	2	0		2	12	11
2011-12	1	0		1	5	3	0	1		1	4	7	1	1		2	9	10
2012-13	1	1		0	6	5	0	1		0	0	4	1	2		0	6	9
TOTALS	22	26	14	3	189	208	22	33	8	3	210	253	44	59	22	6	399	461



ALL-TIME VS. OPPONENTS

VS EDMONTON

YEAR	HOME						ROAD						OVERALL					
	W	L	T	OL	GF	GA	W	L	T	OL	GF	GA	W	L	T	OL	GF	GA
1979-80	1	0	1		10	5	1	1	0		6	12	2	1	1		16	17
1980-81	0	2	0		3	9	0	2	0		6	17	0	4	0		9	26
1981-82	0	1	0		2	10	1	1	0		5	4	1	2	0		7	14
1982-83	2	2	0		24	23	0	4	0		7	22	2	6	0		31	45
1983-84	0	4	0		21	29	0	4	0		16	24	0	8	0		37	53
1984-85	1	3	0		13	18	2	2	0		21	22	3	5	0		34	40
1985-86	1	3	0		19	25	1	3	0		15	22	2	6	0		34	47
1986-87	2	2	0		17	17	1	3	0		10	16	3	5	0		27	33
1987-88	1	2	1		11	17	0	2	2		10	15	1	4	3		21	32
1988-89	1	2	1		18	23	2	2	0		17	17	3	4	1		35	40
1989-90	3	1	0		17	15	0	4	0		11	23	3	5	0		28	38
1990-91	2	2	0		13	12	2	1	1		10	9	4	3	1		23	21
1991-92	1	1	1		11	10	2	2	0		16	15	3	3	1		27	25
1992-93	4	1	0		22	16	4	0	0		22	13	8	1	0		44	29
1993-94	1	1	0		9	7	0	2	0		2	11	1	3	0		11	18
1994-95	0	2	0		8	11	1	0	1		8	4	1	2	1		16	15
1995-96	2	0	0		13	4	0	2	0		7	10	2	2	0		20	14
1996-97	0	2	0		4	9	1	1	0		7	6	1	3	0		11	15
1997-98	1	1	0		8	8	0	2	0		4	9	1	3	0		12	17
1998-99	1	1	0		4	9	1	1	0		10	8	2	2	0		14	17
1999-00	1	1	0	0	9	9	0	1	0	1	4	7	1	2	0	1	13	16
2000-01	2	0	0	0	9	4	0	0	2	0	4	4	2	0	2	0	13	8
2001-02	0	1	0	1	7	9	0	2	0	0	2	9	0	3	0	1	9	18
2002-03	2	0	0	0	7	5	1	1	0	0	8	5	3	1	0	0	15	10
2003-04	0	1	1	0	5	10	0	1	0	1	6	9	0	2	1	1	11	19
2005-06	1	0		1	7	7	1	1		0	5	10	2	1		1	12	17
2006-07	1	1		0	8	5	1	1		0	5	5	2	2		0	13	10
2007-08	0	2		0	4	9	0	2		0	6	13	0	4		0	10	22
2008-09	1	1		0	4	5	0	2		0	5	10	1	3		0	9	15
2009-10	2	0		0	9	3	1	1		0	5	8	3	1		0	14	11
2010-11	1	1		0	8	4	2	0		0	7	4	3	1		0	15	8
2011-12	2	0		0	8	4	2	0		0	5	3	4	0		0	13	7
2012-13	0	0		1	1	2	1	0		1	5	3	1	0		2	6	5
TOTALS	37	41	5	3	333	353	28	51	6	3	277	369	65	92	11	6	610	722

VS FLORIDA

YEAR	HOME						ROAD						OVERALL					
	W	L	T	OL	GF	GA	W	L	T	OL	GF	GA	W	L	T	OL	GF	GA
1993-94	0	2	0		4	8	1	0	0		5	2	1	2	0		9	10
1994-95	DID NOT PLAY																	
1995-96	1	0	0		5	3	0	1	0		1	6	1	1	0		6	9
1996-97	0	0	1		1	1	1	0	0		3	0	1	0	1		4	1
1997-98	1	0	0		3	2	1	0	0		3	2	2	0	0		6	4
1998-99	0	0	1		2	2	0	1	0		1	7	0	1	1		3	9
1999-00	0	1	0	0	1	6	-	-	-	-	-	-	0	1	0	0	1	6
2000-01	1	0	0	0	2	1	0	1	0	0	3	4	1	1	0	0	5	5
2001-02	-	-	-	-	-	-	1	0	0	0	3	1	1	0	0	0	3	1
2002-03	0	0	1	0	3	3	-	-	-	-	-	-	0	0	1	0	3	3
2003-04	0	0	0	1	4	5	1	0	0	0	2	1	1	0	0	1	6	6
2005-06	1	0		0	6	3	-	-	-	-	-	-	1	0		0	6	3
2006-07	-	-	-	-	-	-	0	1		0	2	5	0	1		0	2	5
2007-08	DID NOT PLAY																	
2008-09	1	0		0	4	1	-	-	-	-	-	-	1	0		0	4	1
2009-10	2	0		0	9	3	1	1		0	5	8	3	1		0	14	11
2009-10	-	-	-	-	-	-	1	0		0	4	3	1	0		0	4	3
2010-11	0	0		1	1	2	-	-	-	-	-	-	0	0		1	1	2
2011-12	-	-	-	-	-	-	1	0		0	2	1	1	0		0	2	1
2012-13	DID NOT PLAY																	
TOTALS	7	3	3	2	45	40	8	5	0	0	34	40	15	8	3	2	79	80

ALL-TIME VS. OPPONENTS

VS LOS ANGELES

YEAR	HOME						ROAD						OVERALL					
	W	L	T	OL	GF	GA	W	L	T	OL	GF	GA	W	L	T	OL	GF	GA
1979-80	1	0	1		9	7	1	1	0		10	8	2	1	1		19	15
1980-81	0	2	0		6	11	0	2	0		5	14	0	4	0		11	25
1981-82	2	0	0		14	7	1	0	0		3	2	3	0	0		17	9
1982-83	3	1	0		24	16	3	1	0		17	14	6	2	0		41	30
1983-84	2	0	2		23	20	3	0	1		22	16	5	0	3		45	36
1984-85	1	1	2		15	13	3	1	0		24	19	4	2	2		39	32
1985-86	1	3	0		15	19	1	2	1		15	15	2	5	1		30	34
1986-87	3	1	0		13	8	2	2	0		16	20	5	3	0		29	28
1987-88	2	2	0		11	10	3	1	0		21	18	5	3	0		32	28
1988-89	1	1	2		20	19	1	1	2		14	14	2	2	4		34	33
1989-90	3	1	0		21	9	2	1	1		15	14	5	2	1		36	23
1990-91	1	3	0		15	19	0	2	2		12	17	1	5	2		27	36
1991-92	2	2	0		17	16	0	2	1		8	10	2	4	1		25	26
1992-93	2	0	2		17	12	1	2	0		12	16	3	2	2		29	28
1993-94	1	1	0		7	7	1	0	1		12	10	2	1	1		19	17
1994-95	0	2	0		3	6	0	1	1		9	11	0	3	1		12	17
1995-96	2	0	0		9	6	1	1	0		8	10	3	1	0		17	16
1996-97	1	1	0		7	5	1	1	0		7	9	2	2	0		14	14
1997-98	1	1	0		7	4	1	1	0		6	5	2	2	0		13	9
1998-99	2	1	0		9	5	3	0	0		9	1	5	1	0		18	6
1999-00	1	2	0	0	6	9	3	0	0	0	12	7	4	2	0	0	18	16
2000-01	1	0	1	0	5	3	1	1	1	0	11	14	2	1	2	0	16	17
2001-02	2	0	1	0	11	6	0	0	2	0	4	4	2	0	3	0	15	10
2002-03	1	0	0	1	6	6	0	2	0	1	7	12	1	2	0	2	13	18
2003-04	2	1	0	0	11	7	0	2	1	0	9	14	2	3	1	0	20	21
2005-06	4	0		0	15	6	1	3		0	9	11	5	3		0	24	17
2006-07	3	1		0	16	14	1	2		1	11	14	4	3		1	27	28
2007-08	3	0		1	17	11	3	1		0	9	6	6	1		1	26	17
2008-09	2	1		0	6	7	2	1		0	9	10	4	2		0	15	17
2009-10	1	2		0	9	12	2	0		1	11	8	3	2		1	20	20
2010-11	2	1		0	13	9	1	0		1	4	4	3	2		1	17	13
2011-12	2	1		0	8	8	1	1		1	3	5	3	2		1	11	13
2012-13	2	1		0	10	7	0	2		0	2	7	2	3		0	12	14
TOTALS	57	33	11	2	395	324	43	37	14	5	346	359	100	71	25	7	741	683

VS MINNESOTA

YEAR	HOME						ROAD						OVERALL					
	W	L	T	OL	GF	GA	W	L	T	OL	GF	GA	W	L	T	OL	GF	GA
2000-01	2	0	0	0	6	1	1	0	1	0	4	2	3	0	1	0	10	3
2001-02	2	0	0	0	9	2	0	1	1	0	4	7	2	1	1	0	13	9
2002-03	1	1	0	0	5	7	1	1	0	0	4	4	2	2	0	0	9	11
2003-04	0	1	1	0	3	6	2	0	0	0	5	2	2	1	1	0	8	8
2005-06	1	1		0	6	7	1	1		0	6	5	2	2		0	12	12
2006-07	1	1		0	4	4	0	2		0	2	7	1	3		0	6	11
2007-08	0	2		0	4	6	0	2		0	2	7	0	4		0	6	13
2008-09	1	1		0	5	4	0	2		0	3	10	1	3		0	8	14
2009-10	2	0		0	8	4	2	0		0	6	4	4	0		0	14	8
2010-11	1	1		0	3	3	1	0		1	9	8	2	1		1	12	11
2011-12	0	1		1	3	6	2	0		0	8	3	2	1		1	11	9
2012-13	1	1		0	5	5	0	0		1	3	4	1	1		1	8	9
TOTALS	12	10	1	1	61	55	10	9	2	2	56	63	22	19	3	3	117	118

VS MONTREAL

YEAR	HOME						ROAD						OVERALL					
	W	L	T	OL	GF	GA	W	L	T	OL	GF	GA	W	L	T	OL	GF	GA
1979-80	1	1	0		9	6	0	2	0		0	10	1	3	0		9	16
1980-81	1	1	0		5	7	0	2	0		6	16	1	3	0		11	23
1981-82	0	0	2		9	9	0	1	0		3	7	0	1	2		12	16
1982-83	0	1	0		0	2	0	2	0		7	14	0	3	0		7	16
1983-84	0	1	1		4	14	1	0	0		5	3	1	1	1		9	17
1984-85	0	1	0		2	4	1	1	0		8	7	1	2	0		10	11
1985-86	1	1	0		9	11	0	1	0		0	4	1	2	0		9	15
1986-87	1	0	0		2	1	0	2	0		5	10	1	2	0		7	11
1987-88	0	2	0		4	11	0	1	0		0	6	0	3	0		4	17
1988-89	1	0	0		7	3	0	2	0		5	13	1	2	0		12	16
1989-90	1	0	1		9	8	0	1	0		1	5	1	1	1		10	13
1990-91	1	0	0		4	2	0	2	0		7	12	1	2	0		11	14
1991-92	0	0	1		2	2	0	1	0		1	6	0	1	1		3	8



ALL-TIME VS. OPPONENTS

VS MONTREAL (CONT'D) HOME

YEAR	W	L	T	OL	GF	GA	W	L	T	OL	GF	GA	W	L	T	OL	GF	GA
1992-93	0	1	0		2	3	0	1	0		1	2	0	2	0		3	5
1993-94	1	0	0		3	1	0	1	0		2	4	1	1	0		5	5
1994-95	DID NOT PLAY																	
1995-96	0	1	0		5	6	0	1	0		1	4	0	2	0		6	10
1996-97	0	0	1		4	4	1	0	0		5	4	1	0	1		9	8
1997-98	0	1	0		2	5	0	1	0		2	4	0	2	0		4	9
1998-99	1	0	0		4	2	0	0	1		2	2	1	0	1		6	4
1999-00	-	-	-	-	-	-	0	1	0	0	0	1	0	1	0	0	0	1
2000-01	0	0	1	0	3	3	0	1	0	0	2	5	0	1	1	0	5	8
2001-02	-	-	-	-	-	-	0	0	1	0	3	3	0	0	1	0	3	3
2002-03	0	1	0	0	2	4	-	-	-	-	-	-	0	1	0	0	2	4
2003-04	0	1	0	0	3	4	-	-	-	-	-	-	0	1	0	0	3	4
2005-06	-	-	-	-	-	-	0	1		0	2	5	0	1		0	2	5
2006-07	DID NOT PLAY																	
2007-08	0	1		0	2	4	-	-	-	-	-	-	0	1		0	2	4
2008-09	-	-	-	-	-	-	0	1		0	1	4	0	1		0	1	4
2009-10	0	1		0	2	4	-	-	-	-	-	-	0	1		0	2	4
2010-11	-	-	-	-	-	-	0	0		1	2	3	0	0		1	2	3
2011-12	0	0		1	2	3	-	-		-	-	-	0	0		1	2	3
2012-13	DID NOT PLAY																	
TOTALS	9	15	7	1	100	123	3	26	2	1	71	143	12	41	9	2	171	277

VS NASHVILLE

YEAR	W	L	T	OL	GF	GA	W	L	T	OL	GF	GA	W	L	T	OL	GF	GA
1998-99	1	1	0		7	7	1	1	0		5	3	2	2	0		12	10
1999-00	1	0	0	1	6	6	1	0	1	0	10	7	2	0	1	1	16	13
2000-01	1	1	0	0	7	6	0	1	0	1	4	8	1	2	0	1	11	14
2001-02	2	0	0	0	7	4	2	0	0	0	4	2	4	0	0	0	11	6
2002-03	2	0	0	0	3	1	1	0	0	1	5	5	3	0	0	1	8	6
2003-04	0	2	0	0	3	11	0	1	1	0	6	7	0	3	1	0	9	18
2005-06	1	0		1	9	8	0	2		0	1	7	1	2		1	10	15
2006-07	2	0		0	6	4	0	2		0	2	8	2	2		0	8	12
2007-08	1	1		0	7	9	1	0		1	8	6	2	1		1	15	15
2008-09	1	1		0	2	3	0	2		0	2	6	1	3		0	4	9
2009-10	2	0		0	9	4	1	0		1	4	4	3	0		1	13	8
2010-11	1	1		0	6	8	1	1		0	3	5	2	2		0	9	13
2011-12	0	1		1	4	7	2	0		0	8	4	2	1		1	12	11
2012-13	1	0		0	4	0	1	1		0	7	7	2	1		0	11	7
TOTALS	16	8	0	3	80	78	11	11	2	4	69	79	27	19	2	7	149	157

VS NEW JERSEY

YEAR	W	L	T	OL	GF	GA	W	L	T	OL	GF	GA	W	L	T	OL	GF	GA
1979-80	2	0	0		7	4	0	1	1		3	6	2	1	1		10	10
1980-81	2	0	0		9	7	0	1	1		3	4	2	1	1		12	11
1981-82	1	1	0		10	6	1	0	0		5	3	2	1	0		15	9
1982-83	1	1	0		5	4	1	0	0		5	3	2	1	0		10	7
1983-84	1	0	0		4	1	1	1	0		11	11	2	1	0		15	12
1984-85	1	0	1		9	3	1	0	0		6	3	2	0	1		15	6
1985-86	1	0	0		5	3	0	2	0		7	10	1	2	0		12	13
1986-87	2	0	0		12	4	1	0	0		5	4	3	0	0		17	8
1987-88	1	0	0		4	1	1	0	1		4	2	2	0	1		8	3
1988-89	1	0	1		8	7	0	0	1		3	3	1	0	2		11	10
1989-90	0	1	0		1	3	2	0	0		8	5	2	1	0		9	8
1990-91	1	0	1		8	7	0	0	1		3	3	1	0	2		11	10
1991-92	1	0	0		6	4	1	0	0		1	0	2	0	0		7	4
1992-93	1	0	0		4	3	0	0	1		2	2	1	0	1		6	5
1993-94	0	1	0		0	4	0	1	0		4	7	0	2	0		4	11
1994-95	DID NOT PLAY																	
1995-96	1	0	0		5	3	0	1	0		1	4	1	1	0		6	7
1996-97	1	0	0		4	3	1	0	0		4	3	2	0	0		8	6
1997-98	0	1	0		0	3	0	1	0		2	3	0	2	0		2	6
1998-99	1	0	0		3	2	0	1	0		1	4	1	1	0		4	6
1999-00	1	0	0	0	4	2	0	1	0	0	3	4	1	1	0	0	7	6
2000-01	0	1	0	0	2	3	0	1	0	0	1	5	0	2	0	0	3	8
2001-02	1	0	0	0	4	1	0	1	0	0	2	5	1	1	0	0	6	6
2002-03	0	1	0	0	0	3	-	-	-	-	-	-	0	1	0	0	0	3
2003-04	-	-	-	-	-	-	1	0	0	0	3	1	1	0	0	0	3	1
2005-06	DID NOT PLAY																	
2006-07	1	0		0	3	1	-	-	-	-	-	-	1	0		0	3	1

ALL-TIME VS. OPPONENTS

VS NEW JERSEY (CONT'D)							ROAD						OVERALL					
YEAR	W	L	T	OL	GF	GA	W	L	T	OL	GF	GA	W	L	T	OL	GF	GA
2007-08	-	-	-	-	-	-	1	0	-	0	4	1	1	0	-	0	4	1
2008-09	-	-	-	-	-	-	0	1	-	0	2	5	0	1	-	0	2	5
2009-10	1	0	-	0	4	3	-	-	-	-	-	-	1	0	-	0	4	3
2010-11	-	-	-	-	-	-	0	1	-	0	0	3	0	1	-	0	0	3
2011-12	1	0	-	0	5	3	-	-	-	-	-	-	1	0	-	0	5	3
2012-13	DID NOT PLAY																	
TOTALS	24	7	3	0	126	88	12	14	6	0	93	104	36	21	9	0	219	192

VS NY ISLANDERS							ROAD						OVERALL					
YEAR	W	L	T	OL	GF	GA	W	L	T	OL	GF	GA	W	L	T	OL	GF	GA
1979-80	0	1	1	-	4	8	0	1	1	-	2	5	0	2	2	-	6	13
1980-81	0	2	0	-	7	11	0	1	1	-	6	10	0	3	1	-	13	21
1981-82	1	1	0	-	8	7	0	1	0	-	2	5	1	2	0	-	10	12
1982-83	1	0	0	-	4	2	0	1	1	-	3	6	1	1	1	-	7	8
1983-84	1	1	0	-	7	7	1	0	0	-	4	2	2	1	0	-	11	9
1984-85	0	1	0	-	2	5	1	1	0	-	7	9	1	2	0	-	9	14
1985-86	0	2	0	-	4	10	0	0	1	-	4	4	0	2	1	-	8	14
1986-87	1	0	0	-	3	1	0	1	1	-	6	9	1	1	1	-	9	10
1987-88	1	1	0	-	5	8	0	1	0	-	3	7	1	2	0	-	8	15
1988-89	0	1	0	-	3	4	1	1	0	-	14	9	1	2	0	-	17	13
1989-90	0	2	0	-	7	12	1	0	0	-	4	3	1	2	0	-	11	15
1990-91	1	0	0	-	8	1	0	2	0	-	2	7	1	2	0	-	10	8
1991-92	1	0	0	-	3	1	0	1	1	-	5	6	1	1	1	-	8	7
1992-93	0	0	1	-	3	3	1	0	0	-	4	3	1	0	1	-	7	6
1993-94	0	1	0	-	2	7	1	0	0	-	5	2	1	1	0	-	7	9
1994-95	DID NOT PLAY																	
1995-96	0	1	0	-	2	4	1	0	0	-	7	5	1	1	0	-	9	9
1996-97	0	0	1	-	3	3	0	1	0	-	2	8	0	1	1	-	5	11
1997-98	1	0	0	-	2	1	0	1	0	-	0	4	1	1	0	-	2	5
1998-99	1	0	0	-	4	2	0	0	1	-	4	4	1	0	1	-	8	6
1999-00	1	0	0	0	5	0	0	0	1	0	2	2	1	0	1	0	7	2
2000-01	0	0	1	0	2	2	1	0	0	0	2	1	1	0	1	0	4	3
2001-02	1	0	0	0	6	1	-	-	-	-	-	-	1	0	0	0	6	1
2002-03	-	-	-	-	-	-	1	0	0	0	3	2	1	0	0	0	3	2
2003-04	0	1	0	0	2	5	-	-	-	-	-	-	0	1	0	0	2	5
2005-06	DID NOT PLAY																	
2006-07	1	0	-	0	6	3	-	-	-	-	-	-	1	0	-	0	6	3
2007-08	-	-	-	-	-	-	0	1	-	0	2	3	0	1	-	0	2	3
2008-09	1	0	-	0	5	4	0	1	-	0	2	3	1	1	-	0	7	7
2009-10	0	0	-	1	4	5	-	-	-	-	-	-	0	0	-	1	4	5
2010-11	-	-	-	-	-	-	1	0	-	0	4	3	1	0	-	0	4	3
2011-12	1	0	-	0	5	1	-	-	-	-	-	-	1	0	-	0	5	1
2012-13	DID NOT PLAY																	
TOTALS	14	15	4	1	116	118	10	15	8	0	99	122	24	30	12	1	215	240

VS NY RANGERS							ROAD						OVERALL					
YEAR	W	L	T	OL	GF	GA	W	L	T	OL	GF	GA	W	L	T	OL	GF	GA
1979-80	1	1	0	-	4	5	1	1	0	-	7	8	2	2	0	-	11	13
1980-81	1	1	0	-	8	5	0	2	0	-	8	16	1	3	0	-	16	21
1981-82	1	0	1	-	12	7	0	1	0	-	2	5	1	1	1	-	14	12
1982-83	1	0	0	-	4	1	0	1	1	-	9	14	1	1	1	-	13	15
1983-84	0	2	0	-	6	9	1	0	0	-	7	5	1	2	0	-	13	14
1984-85	1	0	0	-	6	5	2	0	0	-	17	9	3	0	0	-	23	14
1985-86	1	1	0	-	7	8	0	1	0	-	4	7	1	2	0	-	11	15
1986-87	0	1	0	-	3	6	2	0	0	-	7	5	2	1	0	-	10	11
1987-88	0	1	1	-	9	10	0	1	0	-	4	6	0	2	1	-	13	16
1988-89	0	1	0	-	3	4	1	1	0	-	9	7	1	2	0	-	12	11
1989-90	1	1	0	-	6	8	0	0	1	-	3	3	1	1	1	-	9	11
1990-91	0	1	0	-	4	6	1	1	0	-	7	8	1	2	0	-	11	14
1991-92	1	1	0	-	5	7	0	1	0	-	2	4	1	2	0	-	7	11
1992-93	0	1	0	-	4	5	0	1	0	-	2	5	0	2	0	-	6	10
1993-94	1	0	0	-	3	1	0	1	0	-	1	2	1	1	0	-	4	3
1994-95	DID NOT PLAY																	
1995-96	1	0	0	-	6	3	0	1	0	-	4	6	1	1	0	-	10	9
1996-97	0	1	0	-	1	3	0	1	0	-	2	5	0	2	0	-	3	8
1997-98	0	0	1	-	1	1	0	1	0	-	1	3	0	1	1	-	2	4
1998-99	1	0	0	-	3	1	0	1	0	-	0	3	1	1	0	-	3	4



ALL-TIME VS. OPPONENTS

VS NY RANGERS (CONT'D)

YEAR	HOME						ROAD						OVERALL					
	W	L	T	OL	GF	GA	W	L	T	OL	GF	GA	W	L	T	OL	GF	GA
1999-00	0	0	1	0	2	2	0	1	0	0	2	4	0	1	1	0	4	6
2000-01	1	0	0	0	3	1	1	0	0	0	2	0	2	0	0	0	5	1
2001-02	1	0	0	0	5	0	-	-	-	-	-	-	1	0	0	0	5	0
2002-03	-	-	-	-	-	-	0	0	0	1	2	3	0	0	0	1	2	3
2003-04	0	0	0	1	2	3	-	-	-	-	-	-	0	0	0	1	2	3
2005-06	DID NOT PLAY																	
2006-07	0	1		0	3	7	-	-	-	-	-	-	0	1		0	3	7
2007-08	-	-	-	-	-	-	1	0		0	5	1	1	0		0	5	1
2008-09	-	-	-	-	-	-	0	1		0	1	4	0	1		0	1	4
2009-10	1	0		0	3	2	0	1		0	2	5	1	1		0	5	7
2010-11	-	-	-	-	-	-	0	0		1	3	4	0	0		1	3	4
2011-12	0	1		0	2	3	0	0		1	1	1	0	1		1	3	4
2012-13	DID NOT PLAY																	
TOTALS	14	15	4	1	115	113	10	19	2	3	114	143	24	34	6	4	229	256

VS OTTAWA

YEAR	HOME						ROAD						OVERALL					
	W	L	T	OL	GF	GA	W	L	T	OL	GF	GA	W	L	T	OL	GF	GA
1992-93	1	0	0		6	3	1	0	1		12	6	2	0	1		18	9
1993-94	0	1	0		6	7	2	0	0		9	3	2	1	0		15	10
1994-95	DID NOT PLAY																	
1995-96	1	0	0		6	2	1	0	0		3	1	2	0	0		9	3
1996-97	0	1	0		1	4	1	0	0		4	2	1	1	0		5	6
1997-98	0	0	1		4	4	0	1	0		1	4	0	1	1		5	8
1998-99	0	1	0		1	4	1	0	0		2	0	1	1	0		3	4
1999-00	1	0	0	0	4	3	0	1	0	0	2	5	1	1	0	0	6	8
2000-01	0	1	0	0	2	5	-	-	-	-	-	-	0	1	0	0	2	5
2001-02	1	0	0	0	3	2	0	1	0	0	0	6	1	1	0	0	3	8
2002-03	-	-	-	-	-	-	0	1	0	0	1	2	0	1	0	0	1	2
2003-04	0	1	0	0	1	4	-	-	-	-	-	-	0	1	0	0	1	4
2005-06	-	-	-	-	-	-	0	1		0	2	7	0	1		0	2	7
2006-07	DID NOT PLAY																	
2007-08	0	1		0	2	4	-	-	-	-	-	-	0	1		0	2	4
2008-09	-	-	-	-	-	-	0	1		0	3	6	0	1		0	3	6
2009-10	1	0		0	3	2	-	-		-	-	-	1	0		0	3	2
2010-11	-	-	-	-	-	-	0	1		0	2	5	0	1		0	2	5
2011-12	1	0		0	3	2	-	-		-	-	-	1	0		0	3	2
2012-13	DID NOT PLAY																	
TOTALS	6	6	1	0	42	46	6	7	1	0	41	47	12	13	2	0	83	93

VS PHILADELPHIA

YEAR	HOME						ROAD						OVERALL					
	W	L	T	OL	GF	GA	W	L	T	OL	GF	GA	W	L	T	OL	GF	GA
1979-80	0	2	0		7	10	0	2	0		5	10	0	4	0		12	20
1980-81	1	1	0		7	9	0	2	0		2	13	1	3	0		9	22
1981-82	1	0	0		6	2	1	1	0		8	8	2	1	0		14	10
1982-83	0	2	0		5	9	0	1	0		2	5	0	3	0		7	14
1983-84	1	0	0		3	2	0	2	0		9	11	1	2	0		12	13
1984-85	2	0	0		11	6	1	0	0		7	4	3	0	0		18	10
1985-86	1	0	0		2	1	0	2	0		5	14	1	2	0		7	15
1986-87	1	1	0		6	7	0	1	0		1	3	1	2	0		7	10
1987-88	0	1	0		3	4	0	2	0		3	10	0	3	0		6	14
1988-89	0	1	1		7	11	0	1	0		1	5	0	2	1		8	16
1989-90	1	0	0		5	3	1	1	0		7	8	2	1	0		12	11
1990-91	0	2	0		4	8	0	1	0		3	4	0	3	0		7	12
1991-92	1	0	0		2	0	2	0	0		3	1	3	0	0		5	1
1992-93	0	1	0		2	4	0	1	0		4	5	0	2	0		6	9
1993-94	0	0	1		2	2	1	0	0		9	6	1	0	1		11	8
1994-95	DID NOT PLAY																	
1995-96	1	0	0		4	1	0	1	0		0	3	1	1	0		4	4
1996-97	0	1	0		1	3	0	1	0		1	4	0	2	0		2	7
1997-98	0	1	0		2	6	1	0	0		2	1	1	1	0		4	7
1998-99	0	1	0		1	4	0	1	0		2	4	0	2	0		3	8
1999-00	0	1	0	0	1	4	0	1	0	0	3	5	0	2	0	0	4	9
2000-01	1	0	0	0	6	3	1	0	0	0	2	1	2	0	0	0	8	4
2001-02	1	0	0	0	4	2	-	-	-	-	-	-	1	0	0	0	4	2
2002-03	1	0	0	0	4	0	0	1	0	0	2	6	1	1	0	0	6	6
2003-04	0	1	0	0	4	5	0	1	0	0	2	3	0	2	0	0	6	8
2005-06	DID NOT PLAY																	
2006-07	1	0		0	4	0	-	-	-	-	-	-	1	0		0	4	0
2007-08	-	-	-	-	-	-	1	0		0	3	2	1	0		0	3	2

ALL-TIME VS. OPPONENTS

VS PHILADELPHIA (CONT'D) HOME

YEAR	W	L	T	OL	GF	GA	W	L	T	OL	GF	GA	W	L	T	OL	GF	GA
2008-09	-	-	-	-	-	-	0	0	-	1	3	4	0	0	-	1	3	4
2009-10	1	0	-	0	3	1	-	-	-	-	-	-	1	0	-	0	3	1
2010-11	-	-	-	-	-	-	1	0	-	0	3	2	1	0	-	0	3	2
2011-12	0	1	-	0	2	4	0	1	-	0	1	2	0	2	-	0	3	6
2012-13	DID NOT PLAY																	
TOTALS	15	17	2	0	108	111	10	24	0	1	93	144	25	41	2	1	201	255

VS PITTSBURGH

YEAR	W	L	T	OL	GF	GA	W	L	T	OL	GF	GA	W	L	T	OL	GF	GA
1979-80	0	2	0	-	4	7	0	2	0	-	4	7	0	4	0	-	8	14
1980-81	0	2	0	-	7	9	0	2	0	-	7	9	0	4	0	-	14	18
1981-82	1	0	0	-	6	1	0	2	0	-	3	6	1	2	0	-	9	7
1982-83	2	0	0	-	10	7	0	1	0	-	4	6	2	1	0	-	14	13
1983-84	0	1	0	-	3	6	2	0	0	-	9	7	2	1	0	-	12	13
1984-85	1	1	0	-	10	10	1	0	0	-	6	4	2	1	0	-	16	14
1985-86	1	0	0	-	5	3	0	2	0	-	3	13	1	2	0	-	8	16
1986-87	1	1	0	-	6	6	1	0	0	-	4	3	2	1	0	-	10	9
1987-88	0	1	0	-	4	5	2	0	0	-	8	4	2	1	0	-	12	9
1988-89	1	1	0	-	8	8	0	1	0	-	4	5	1	2	0	-	12	13
1989-90	0	0	1	-	3	3	0	2	0	-	4	10	0	2	1	-	7	13
1990-91	1	1	0	-	10	8	0	1	0	-	2	9	1	2	0	-	12	17
1991-92	0	1	0	-	1	3	1	1	0	-	6	3	1	2	0	-	7	6
1992-93	1	0	0	-	3	2	0	1	0	-	2	5	1	1	0	-	5	7
1993-94	0	1	0	-	3	5	0	1	0	-	3	5	0	2	0	-	6	10
1994-95	DID NOT PLAY																	
1995-96	0	1	0	-	0	1	0	1	0	-	4	9	0	2	0	-	4	10
1996-97	0	0	1	-	5	5	0	1	0	-	1	4	0	1	1	-	6	9
1997-98	0	0	1	-	2	2	1	0	0	-	2	1	1	0	1	-	4	3
1998-99	1	0	0	-	5	3	0	1	0	-	1	4	1	1	0	-	6	7
1999-00	1	0	0	0	3	1	0	1	0	0	2	4	1	1	0	0	5	5
2000-01	1	0	0	0	5	4	-	-	-	-	-	-	1	0	0	0	5	4
2001-02	1	0	0	0	5	2	1	0	0	0	3	1	2	0	0	0	8	3
2002-03	1	0	0	0	5	2	1	0	0	0	4	1	2	0	0	0	9	3
2003-04	0	0	0	1	3	4	-	-	-	-	-	-	0	0	0	1	3	4
2005-06	DID NOT PLAY																	
2006-07	0	1	-	0	2	7	-	-	-	-	-	-	0	1	-	0	2	7
2007-08	-	-	-	-	-	-	0	1	-	0	1	3	0	1	-	0	1	3
2008-09	1	0	-	0	4	1	-	-	-	-	-	-	1	0	-	0	4	1
2009-10	-	-	-	-	-	-	1	0	-	0	3	0	1	0	-	0	3	0
2010-11	0	0	-	1	3	4	0	1	-	0	1	6	0	1	-	1	4	10
2011-12	-	-	-	-	-	-	0	1	-	0	1	2	0	1	-	0	1	2
2012-13	DID NOT PLAY																	
TOTALS	15	14	3	2	125	119	11	23	0	0	92	131	26	37	3	2	217	250

VS SAN JOSE

YEAR	W	L	T	OL	GF	GA	W	L	T	OL	GF	GA	W	L	T	OL	GF	GA
1991-92	3	1	0	-	18	9	2	0	1	-	13	10	5	1	1	-	31	19
1992-93	3	1	0	-	14	10	1	2	0	-	15	14	4	3	0	-	29	24
1993-94	0	1	1	-	6	11	0	1	1	-	7	12	0	2	2	-	13	23
1994-95	1	0	1	-	7	5	0	2	0	-	5	10	1	2	1	-	12	15
1995-96	0	1	1	-	4	10	1	1	0	-	9	6	1	2	1	-	13	16
1996-97	2	0	0	-	11	2	1	1	0	-	8	6	3	1	0	-	19	8
1997-98	2	0	0	-	8	4	2	0	0	-	7	2	4	0	0	-	15	6
1998-99	1	2	0	-	3	5	2	1	0	-	8	7	3	3	0	-	11	12
1999-00	2	1	0	0	8	8	1	2	0	0	5	11	3	3	0	0	13	19
2000-01	1	1	0	1	6	6	0	2	0	0	1	5	1	3	0	1	7	11
2001-02	1	1	0	0	10	9	1	2	0	0	9	12	2	3	0	0	19	21
2002-03	2	0	0	1	11	8	1	0	1	0	6	5	3	0	1	1	17	13
2003-04	0	3	0	0	2	12	1	1	1	0	6	10	1	4	1	0	8	22
2005-06	2	1	-	1	14	11	4	0	-	0	18	12	6	1	-	1	32	23
2006-07	1	3	-	0	11	11	1	3	-	0	7	15	2	6	-	0	18	26
2007-08	2	2	-	0	10	14	1	3	-	0	5	14	3	5	-	0	15	28
2008-09	2	1	-	0	10	8	1	2	-	0	6	6	3	3	-	0	16	14
2009-10	1	1	-	1	5	7	1	0	-	2	5	6	2	1	-	3	10	13
2010-11	1	2	-	0	7	11	0	3	-	0	5	12	1	5	-	0	12	23
2011-12	3	0	-	0	10	3	1	1	-	1	9	9	4	1	-	1	19	12
2012-13	1	1	-	0	2	5	1	1	-	1	5	7	2	2	-	1	7	12
TOTALS	31	23	3	4	177	169	23	28	4	4	159	191	54	51	7	8	336	360



ALL-TIME VS. OPPONENTS

VS ST. LOUIS

YEAR	HOME						ROAD						OVERALL					
	W	L	T	OL	GF	GA	W	L	T	OL	GF	GA	W	L	T	OL	GF	GA
1979-80	0	0	2		8	8	1	1	0		4	8	1	1	2		12	16
1980-81	0	0	2		6	6	0	2	0		4	10	0	2	2		10	16
1981-82	3	0	1		19	14	1	1	1		14	14	4	1	2		33	28
1982-83	0	1	0		2	4	2	0	0		9	5	2	1	0		11	9
1983-84	2	0	0		8	4	0	1	0		3	9	2	1	0		11	13
1984-85	0	1	0		2	6	0	0	2		8	8	0	1	2		10	14
1985-86	1	1	0		6	5	0	1	0		6	8	1	2	0		12	13
1986-87	1	0	0		2	0	0	0	2		4	4	1	0	2		6	4
1987-88	2	0	0		8	4	0	1	0		2	6	2	1	0		10	10
1988-89	1	0	0		6	2	0	1	1		7	9	1	1	1		13	11
1989-90	1	1	0		8	10	0	0	1		3	3	1	1	1		11	13
1990-91	1	0	0		4	3	0	1	1		5	7	1	1	1		9	10
1991-92	0	1	1		6	7	0	1	0		1	2	0	2	1		7	9
1992-93	1	1	0		6	6	1	1	0		3	4	2	2	0		9	10
1993-94	2	1	0		6	4	1	2	0		10	12	3	3	0		16	16
1994-95	1	2	0		12	11	1	1	0		8	9	2	3	0		20	20
1995-96	1	2	0		8	11	0	2	1		4	8	1	4	1		12	19
1996-97	1	2	0		5	8	2	1	0		10	6	3	3	0		15	14
1997-98	1	1	0		7	7	2	1	0		8	10	3	2	0		15	17
1998-99	1	1	0		8	8	0	1	1		4	5	1	2	1		12	13
1999-00	0	2	0	0	3	11	1	1	0	0	2	5	1	3	0	0	5	16
2000-01	2	0	0	0	7	2	0	2	0	0	2	7	2	2	0	0	9	9
2001-02	2	0	0	0	8	3	0	2	0	0	4	9	2	2	0	0	12	12
2002-03	0	1	1	0	4	7	1	1	0	0	8	9	1	2	1	0	12	16
2003-04	2	0	0	0	7	5	0	1	1	0	3	5	2	1	1	0	10	10
2005-06	1	1		0	9	9	2	0		0	8	3	3	1		0	17	12
2006-07	1	1		0	7	9	2	0		0	7	3	3	1		0	14	12
2007-08	2	0		0	5	2	2	0		0	4	2	4	0		0	9	4
2008-09	0	2		0	2	8	0	2		0	4	6	0	4		0	6	14
2009-10	1	1		0	5	7	1	0		1	4	3	2	1		1	9	10
2010-11	2	0		0	7	4	1	1		0	7	7	3	1		0	14	11
2011-12	0	2		0	2	7	1	1		0	5	5	1	3		0	7	12
2012-13	0	1		0	3	6	0	1		1	1	4	0	2		1	4	10
TOTALS	33	26	7	0	206	208	22	31	11	2	176	215	55	57	18	2	382	423

VS TAMPA BAY

YEAR	HOME						ROAD						OVERALL					
	W	L	T	OL	GF	GA	W	L	T	OL	GF	GA	W	L	T	OL	GF	GA
1992-93	1	1	0		6	6	2	0	0		10	7	3	1	0		16	13
1993-94	0	1	0		2	3	1	0	0		4	3	1	1	0		6	6
1994-95	DID NOT PLAY																	
1995-96	1	0	0		5	2	0	1	0		3	6	1	1	0		8	8
1996-97	0	1	0		0	2	1	0	0		5	0	1	1	0		5	2
1997-98	1	0	0		5	2	0	1	0		1	2	1	1	0		6	4
1998-99	1	0	0		4	1	0	1	0		2	4	1	1	0		6	5
1999-00	1	0	0	0	3	1	0	0	0	0	0	0	1	0	0	0	3	1
2000-01	1	0	0	0	3	2	1	0	0	0	5	2	2	0	0	0	8	4
2001-02	0	1	0	0	0	3	-	-	-	-	-	-	0	1	0	0	0	3
2002-03	0	1	0	0	0	4	0	1	0	0	2	4	0	2	0	0	2	8
2003-04	-	-	-	-	-	-	0	1	0	0	1	5	0	1	0	0	1	5
2005-06	0	1		0	1	3	-	-	-	-	-	-	0	1		0	1	3
2006-07	-	-	-	-	-	-	0	1		0	3	5	0	1		0	3	5
2007-08	DID NOT PLAY																	
2008-09	1	0		0	3	2	-	-	-	-	-	-	1	0		0	3	2
2009-10	0	1		0	1	4	1	0		0	2	1	1	1		0	3	5
2010-11	0	1		0	0	3	0	1		0	3	8	0	2		0	3	11
2011-12	0	1		0	3	4	-	-	-	-	-	-	0	1		0	3	4
2012-13	DID NOT PLAY																	
TOTALS	7	9	0	0	36	42	6	7	0	0	40	47	13	16	0	0	77	89

ALL-TIME VS. OPPONENTS

VS TORONTO

YEAR	HOME						ROAD						OVERALL					
	W	L	T	OL	GF	GA	W	L	T	OL	GF	GA	W	L	T	OL	GF	GA
1979-80	0	2	0		7	17	0	2	0		2	15	0	4	0		9	32
1980-81	0	2	0		8	12	2	0	0		10	2	2	2	0		18	14
1981-82	1	2	0		12	14	3	0	1		23	13	4	2	1		35	27
1982-83	2	0	0		13	6	1	0	0		6	3	3	0	0		19	9
1983-84	1	0	0		8	2	2	0	0		16	11	3	0	0		24	13
1984-85	2	0	0		11	6	1	0	0		5	3	3	0	0		16	9
1985-86	0	0	1		3	3	1	1	0		5	9	1	1	1		8	12
1986-87	1	1	0		9	11	0	1	0		1	6	1	2	0		10	17
1987-88	1	0	0		4	3	1	1	0		13	8	2	1	0		17	11
1988-89	2	0	0		12	7	1	0	0		10	2	3	0	0		22	9
1989-90	0	0	1		5	5	2	0	0		10	5	2	0	1		15	10
1990-91	1	0	1		12	6	0	1	0		2	5	1	1	1		14	11
1991-92	1	0	0		4	2	1	1	0		4	4	2	1	0		8	6
1992-93	1	1	0		9	8	0	1	0		2	4	1	2	0		11	12
1993-94	0	2	1		5	11	1	2	0		6	14	1	4	1		11	25
1994-95	1	0	1		8	4	0	3	0		7	12	1	3	1		15	16
1995-96	2	1	0		10	10	1	1	1		8	7	3	2	1		18	17
1996-97	2	0	1		9	5	2	1	0		10	8	4	1	1		19	13
1997-98	2	1	0		8	5	2	0	0		8	2	4	1	0		16	7
1998-99	-	-	-		-	-	0	1	0		2	5	0	1	0		2	5
1999-00	-	-	-	-	-	-	0	1	0	0	3	5	0	1	0	0	3	5
2000-01	-	-	-	-	-	-	0	1	0	0	2	3	0	1	0	0	2	3
2001-02	-	-	-	-	-	-	0	1	0	0	3	6	0	1	0	0	3	6
2002-03	-	-	-	-	-	-	0	1	0	0	3	5	0	1	0	0	3	5
2003-04	0	1	0	0	4	5	-	-	-	-	-	-	0	1	0	0	4	5
2005-06	-	-	-	-	-	-	1	0		0	4	3	1	0		0	4	3
2006-07	DID NOT PLAY																	
2007-08	1	0		0	5	1	-	-	-	-	-	-	1	0		0	5	1
2008-09	1	0		0	6	3	-	-	-	-	-	-	1	0		0	6	3
2009-10	-	-	-	-	-	-	1	0		0	6	3	1	0		0	6	3
2010-11	1	0		0	5	1	-	-	-	-	-	-	1	0		0	5	1
2011-12	-	-	-	-	-	-	1	0		0	2	2	1	0		0	2	2
2012-13	DID NOT PLAY																	
TOTALS	23	13	6	0	177	147	24	20	2	0	173	165	47	33	8	0	350	312

VS VANCOUVER

YEAR	HOME						ROAD						OVERALL					
	W	L	T	OL	GF	GA	W	L	T	OL	GF	GA	W	L	T	OL	GF	GA
1979-80	1	0	1		8	6	0	2	0		3	6	1	2	1		11	12
1980-81	0	1	1		6	14	0	1	1		5	10	0	2	2		11	24
1981-82	1	0	0		5	2	0	2	0		1	10	1	2	0		6	12
1982-83	3	1	0		16	14	0	3	1		14	21	3	4	1		30	35
1983-84	1	2	1		16	18	1	3	0		13	15	2	5	1		29	33
1984-85	2	1	1		21	19	3	1	0		20	15	5	2	1		41	34
1985-86	2	1	1		16	13	1	2	1		14	16	3	3	2		30	29
1986-87	3	1	0		13	11	2	2	0		18	17	5	3	0		31	28
1987-88	3	1	0		19	13	2	2	0		11	15	5	3	0		30	28
1988-89	3	1	0		17	15	1	2	1		11	14	4	3	1		28	29
1989-90	2	1	1		16	10	1	1	2		12	13	3	2	3		28	23
1990-91	2	1	1		15	16	2	2	0		10	10	4	3	1		25	26
1991-92	1	2	0		9	8	0	2	2		8	12	1	4	2		17	20
1992-93	0	3	0		8	16	1	3	0		9	20	1	6	0		17	36
1993-94	0	2	0		7	13	0	2	0		2	11	0	4	0		9	24
1994-95	1	0	1		10	7	1	1	0		5	6	2	1	1		15	13
1995-96	0	2	0		5	9	1	1	0		8	6	1	3	0		13	15
1996-97	2	0	0		11	4	0	2	0		6	12	2	2	0		17	16
1997-98	1	1	0		5	7	1	1	0		8	5	2	2	0		13	12
1998-99	1	1	0		4	5	0	1	1		3	4	1	2	1		7	9
1999-00	1	1	0	0	7	3	1	1	0	0	5	3	2	2	0	0	12	6
2000-01	1	0	1	0	4	3	1	1	0	0	5	8	2	1	1	0	9	11
2001-02	2	0	0	0	11	3	0	2	0	0	5	8	2	2	0	0	16	11
2002-03	0	1	1	0	5	8	0	2	0	0	1	6	0	3	1	0	6	14
2003-04	0	2	0	0	2	8	0	1	1	0	4	9	0	3	1	0	6	17
2005-06	1	1		0	6	8	0	2		0	4	6	1	3		0	10	14
2006-07	1	1		0	5	5	0	2		0	5	9	1	3		0	10	14
2007-08	1	0		1	3	2	1	1		0	5	6	2	1		1	8	8
2008-09	1	1		0	8	5	1	1		0	4	2	2	2		0	12	7
2009-10	2	0		0	7	5	0	2		0	1	8	2	2		0	8	13
2010-11	0	1		1	3	10	2	0		0	6	3	2	1		1	9	13
2012-13	0	1		0	1	2	1	1		0	4	4	1	2		0	5	6
TOTALS	40	32	10	2	290	288	25	52	10	1	236	315	65	84	20	3	526	603



ALL-TIME VS. OPPONENTS

VS WASHINGTON

YEAR	HOME						ROAD						OVERALL					
	W	L	T	OL	GF	GA	W	L	T	OL	GF	GA	W	L	T	OL	GF	GA
1979-80	0	1	1		4	7	0	2	0		7	11	0	3	1		11	18
1980-81	0	1	1		7	9	0	2	0		4	8	0	3	1		11	17
1981-82	1	1	0		6	6	0	1	0		3	7	1	2	0		9	13
1982-83	0	0	1		3	3	0	1	1		4	9	0	1	2		7	12
1983-84	1	1	0		7	10	0	1	0		3	8	1	2	0		10	18
1984-85	1	0	0		5	3	1	1	0		9	11	2	1	0		14	14
1985-86	1	0	1		14	11	0	1	0		3	5	1	1	1		17	16
1986-87	0	0	1		3	3	1	1	0		7	8	1	1	1		10	11
1987-88	1	1	0		3	8	1	0			3	2	2	1	0		6	10
1988-89	1	0	0		3	2	0	2	0		6	12	1	2	0		9	14
1989-90	2	0	0		12	5	1	0	0		4	3	3	0	0		16	8
1990-91	0	1	0		1	2	1	1	0		5	5	1	2	0		6	7
1991-92	2	0	0		10	8	0	0	1		3	3	2	0	1		13	11
1992-93	1	0	0		6	2	0	1	0		6	8	1	1	0		12	10
1993-94	1	0	0		6	4	0	1	0		3	4	1	1	0		9	8
1994-95	DID NOT PLAY																	
1995-96	0	1	0		1	6	0	0	1		1	1	0	1	1		2	7
1996-97	1	0	0		4	3	0	1	0		0	3	1	1	0		4	6
1997-98	0	0	1		3	3	0	1	0		1	2	0	1	1		4	5
1998-99	1	0	0		4	2	1	0	0		2	1	2	0	0		6	3
1999-00	0	0	1	0	2	2	0	0	0	1	2	3	0	0	1	1	4	5
2000-01	-	-	-	-	-	-	0	0	1	0	2	2	0	0	1	0	2	2
2001-02	1	0	0	0	5	2	0	0	1	0	2	2	1	0	1	0	7	4
2002-03	0	1	0	0	3	4	1	0	0	0	2	1	1	1	0	0	5	5
2003-04	-	-	-	-	-	-	1	0	0	0	3	0	1	0	0	0	3	0
2005-06	0	1		0	1	6	-	-	-	-	-	-	0	1		0	1	6
2006-07	-	-	-	-	-	-	1	0		0	3	2	1	0		0	3	2
2007-08	DID NOT PLAY																	
2008-09	1	0		0	2	1	-	-	-	-	-	-	1	0		0	2	1
2009-10	-	-	-	-	-	-	0	1		0	2	4	0	1		0	2	4
2010-11	1	0		0	3	2	-	-	-	-	-	-	1	0		0	3	2
2011-12	-	-		-	-	-	0	1		0	3	4	0	1		0	3	4
2012-13	DID NOT PLAY																	
TOTALS	17	9	7	0	118	114	9	19	5	1	93	129	26	28	12	1	211	243

VS WINNIPEG

YEAR	HOME						ROAD						OVERALL					
	W	L	T	OL	GF	GA	W	L	T	OL	GF	GA	W	L	T	OL	GF	GA
1999-00	1	0	0	0	4	2	1	0	0	0	3	2	2	0	0	0	7	4
2000-01	1	0	0	0	5	1	-	-	-	-	-	-	1	0	0	0	5	1
2001-02	1	0	0	0	2	1	1	0	0	0	4	2	2	0	0	0	6	3
2002-03	1	0	0	0	4	2	1	0	0	0	5	1	2	0	0	0	9	3
2003-04	0	0	1	0	1	1	0	1	0	0	0	1	0	1	1	0	1	2
2005-06	1	0		0	5	2	-	-	-	-	-	-	1	0		0	5	2
2006-07	-	-		-	-	-	1	0		0	5	4	1	0		0	5	4
2007-08	DID NOT PLAY																	
2008-09	1	0		0	4	3	-	-	-	-	-	-	1	0		0	4	3
2009-10	-	-		-	-	-	1	0		0	3	2	1	0	0		3	2
2010-11	1	0		0	4	3	-	-	-	-	-	-	1	0		0	4	3
2011-12	1	0		0	4	1	0	1		0	0	1	1	1		0	4	2
2012-13	DID NOT PLAY																	
TOTALS	8	0	1	0	33	16	5	2	0	0	20	13	13	2	1	0	53	29

TEAM RECORDS: SEASON

MOST POINTS

107 – (50-25-7) – 2009-10

HOME

60 – 2001-02 (27-8-3-3); 2009-10 (29-10-2)

ROAD

48 – (22-14-4) – 1984-85

WINS

50 – 2009-10

HOME

29 – 2009-10

ROAD

23 – 1996-97

LOSSES

57 – 1980-81

HOME

25 – 1980-81

ROAD

32 – 1980-81

TIES

18 – 2003-04

HOME

9 – 1981-82

ROAD

11 – 2003-04

GOALS

358 – 1984-85

GOALS AGAINST

400 – 1980-81

GOALS PER-GAME AVERAGE

4.47 AVG – 1984-85

GOALS AGAINST-PER-GAME AVERAGE

5.00 AVG – 1980-81

POWER PLAY GOALS

110 – 1987-88

POWER-PLAY GOALS AGAINST

98 – 2005-06

SHORTHANDED GOALS

15 – 1988-89

SHORTHANDED GOALS AGAINST

18 – 1983-84

ASSISTS

605 – 1984-85

SCORING POINTS

963 – 1984-85

50+ GOAL SCORERS

1 – 1984-85 (Dale Hawerchuk-53); 1992-93 (Teemu Selanne-76); 1995-96 (Keith Tkachuk-50); and 1996-97 (Keith Tkachuk-52)

40+ GOAL SCORERS

2 – 1981-82 (Dale Hawerchuk-45 and Morris Lukowich-43); 1984-85 (Dale Hawerchuk-53 and Paul MacLean-41); and 1987-88 (Dale Hawerchuk-44 and Paul MacLean-40)

30+ GOAL SCORERS

6 – 1984-85 (Dale Hawerchuk-53; Paul MacLean-41; Laurie Boschman-32; Brian Mullen-32; Doug Smail-31 and Thomas Steen-30) *NHL Record*

20+ GOAL SCORERS

7 – 1983-84 (Paul MacLean-40; Dale Hawerchuk-37; Laurie Boschman-28; Brian Mullen-21; Scott Arniel-21; Thomas Steen-20 and Doug Smail-20)

100+ POINT SCORERS

2 – 1984-85 (Dale Hawerchuk-130 and Paul MacLean-101)

PENALTY MINUTES

2278 – 1987-88

SHUTOUTS FOR

9 – 1998-99 (Nikolai Khabibulin-8, Jimmy Waite-1); 2010-11 (Ilya Bryzgalov-7 and Jason LaBarbera-2)

FEWEST POINTS

32 – (9-57-14) – 1980-81

HOME

22 – (7-25-8) – 1980-81

ROAD

10 – (2-32-6) – 1980-81

WINS

9 – 1980-81

HOME

7 – 1980-81

ROAD

2 – 1980-81

LOSSES

*25 – 2009-10 (18 in shortened 2012-13 season)

HOME

8 – 2001-02 and *2012-13 (8 in shortened 2012-13 season)

ROAD

*13 – 2010-11 (10 in shortened 2012-13 season)

TIES

6 – 1995-96

HOME

2 – 1982-83 and 1999-00

ROAD

0 – 1996-97

GOALS

*188 – 2003-04
(121 in shortened 2012-13 season)

GOALS AGAINST

*194 – 2011-12 (125 in shortened 2012-13 season)

GOALS-PER-GAME AVERAGE

2.29 AVG – 2003-04

GOALS AGAINST-PER-GAME AVERAGE

2.40 AVG – 1998-99; 2011-12

POWER-PLAY GOALS

34 – 2011-12 (25 in shortened 2012-13 season)

POWER-PLAY GOALS AGAINST

36 – 2011-12 (34 in shortened 2012-13 season)

SHORTHANDED GOALS

3 – 1992-93; 2009-10
(2 in shortened 2012-13 season)

SHORTHANDED GOALS AGAINST

4 – 2008-09
(2 in shortened 2012-13 season)

ASSISTS

*319 – 2003-04 (211 in shortened 2012-13 season)

SCORING POINTS

*507 – 2003-04 (332 in shortened 2012-13 season)

PENALTY MINUTES

757 – 2011-12 (504 in shortened 2012-13 season)



TEAM RECORDS: SEASON STREAKS

WINNING

9 Games – (Mar. 8-Mar. 27, 1985);
(Mar. 4-Mar. 21, 2010)

HOME

10 Games – Nov. 21-Dec. 29, 2009

ROAD

8 Games – (Feb. 25-Apr. 6, 1985)

WINNING, START OF SEASON

3 Games – (Oct. 10-Oct. 17, 1987);
(Oct. 10-Oct. 15, 2003)

HOME

5 Games – (Oct. 5-Oct. 28, 2000)

ROAD

3 Games – (Oct. 9-Oct. 14, 1982)

UNBEATEN

14 Games – 12-0-2 (Oct. 25-Nov. 28, 1998)

HOME

11 Games – 6-0-5 (Dec. 23, 1983-Feb. 5, 1984);
10-0-1 (Oct. 15-Dec. 20, 1998)

ROAD

9 Games – 8-0-1 (Feb. 25-Apr. 7, 1985);
5-0-4-0 (Dec. 7, 2003-Jan. 9, 2004)

UNBEATEN, START OF SEASON

3 Games – 3-0-0 (Oct. 10-Oct. 17, 1987);
2-0-1 (Oct. 2-Oct. 8, 1999);
3-0-0 (Oct. 10-Oct. 15, 2003)

HOME

6 Games – 4-0-2 (Oct. 7-Oct. 30, 1995);
5-0-1 (Oct. 5-Nov. 3, 2000)

ROAD

4 Games – 2-0-2 (Oct. 10-Oct. 23, 1991)

UNBEATEN, INCLUDING PLAYOFFS:

15 Games – 12-0-3 (Mar. 8-Apr. 11, 1985);
10-0-3 (regular season, 2-0 playoffs)

LOSING

10 Games – (Nov. 30-Dec. 20, 1980);
(Feb. 6-Feb. 25, 1994)

HOME

6 Games – (Oct. 6-Nov. 3, 2007);
(Jan. 27-Feb. 16, 2009)

ROAD

13 Games – (Jan. 26-Apr. 14, 1994)

LOSING, START OF SEASON

3 Games – (Oct. 10-Oct. 13, 1981)

HOME

3 Games – (Oct. 12-Oct. 26, 2002)

ROAD

8 Games – (Oct. 8-Nov. 8, 1992)

WINLESS

30 Games – 0-23-7 (Oct. 19-Dec. 20, 1980) *NHL Record*

HOME

14 Games – 0-9-5 (Oct. 19-Dec. 14, 1980)

ROAD

18 Games – 0-16-2 (Oct. 10-Dec. 20, 1980)

WINLESS, START OF SEASON:

3 Games – 0-1-2 (Oct. 5-Oct. 9, 1983);
0-3-0 (Oct. 10-Oct. 13, 1985);
0-2-1 (Oct. 6-Oct. 12, 1988)

HOME

6 Games – 0-4-2 (Oct. 5-Nov. 2, 1983)

ROAD

18 Games – 0-16-2 (Oct. 10, 1980-Jan. 7, 1981)

SHUTOUT SEQUENCE

306 minutes, 16 seconds –
(Dec. 31, 2003-Jan. 11, 2004) – 60:00 vs. LA,
Dec. 31; 60:00 at DAL, Jan. 2; 60:00 at CAR,
Jan. 4; 60:00 at WSH, Jan. 7; 60:00 at MIN, Jan.
9; 6:16 vs ATL, Jan. 11

CONSECUTIVE GOALS

18 – (Dec. 31, 2003-Jan. 11, 2004)

MOST GOALS

12 – at NYR, Feb. 25, 1985

HOME

10 – vs. LA, Mar. 30, 1983; and vs CGY, Mar. 25,
1987

ROAD

12 – at NYR, Feb. 25, 1985

GOALS AGAINST

15 – at MIN 15, Nov. 11, 1981

HOME

12 – vs. MTL, Oct. 19, 1983

ROAD

15 – at MIN, Nov. 11, 1981

GOALS, BOTH TEAMS

18 – at DET, Nov. 25, 1987

GOALS, CONSECUTIVE

9 – at TOR, Mar. 5, 1988

POWER PLAY GOALS

5 – vs. CGY, Mar. 9, 1988; vs. CAR, Dec. 3, 2005;
and vs. FLA, Jan. 19, 2006

POWER PLAY GOALS AGAINST

5 – at MIN, Nov. 11, 1981; and vs. CGY, Nov. 1, 1991

SHORTHANDED GOALS

4 – vs. VAN, Apr. 7, 1995

TEAM RECORDS: GAME

SHORTHANDED GOALS AGAINST

3 – at EDM, Dec. 21, 1983; at CHI, Oct. 12, 1988;
and vs. STL, Jan. 14, 2003

SCORING POINTS

30 – at QUE, Nov. 24, 1990

SHOTS

54 – vs. LA, Mar. 30, 1983; and vs. VAN, Feb. 10,
1985

SHOTS, BOTH TEAMS

93 – vs. MIN (WPG 42, MIN 51), Nov. 11, 1981

SHOTS AGAINST

57 – vs. VAN, Nov. 18, 1980

PENALTY MINUTES

140 – at VAN (15 minors, 6 majors, 3 misconducts,
5 game misconducts), Dec. 31, 1987

PENALTY MINUTES, BOTH TEAMS

286 – at VAN (140 WPG: 15 minors, 6 majors, 3
misconducts, 5 game misconducts; 146 VAN:
18 minors, 4 majors, 6 misconducts, 3 game
misconducts), Dec. 31, 1987

FEWEST SHOTS

11 – vs. DAL, Apr. 16, 1998; and at PIT, Dec. 11,
1999

SHOTS AGAINST

12 – vs. NJ, Oct. 22, 1982

PENALTY MINUTES

0 – vs. HFD, Dec. 30, 1981; at ANA, Apr. 6, 2008;
at STL, Feb. 24, 2009; at VAN, Nov. 21, 2010

LARGEST MARGIN OF VICTORY, HOME

9 – vs. CGY (10-1), Mar. 25, 1987; and vs. CGY
(9-0),
Feb. 3, 1988

MARGIN OF VICTORY, ROAD

9 – at TOR (10-1), Mar. 5, 1988

MARGIN OF DEFEAT, HOME

10 – vs. MTL (12-2), Oct. 19, 1983

MARGIN OF DEFEAT, ROAD

13 – at MIN (15-2), Nov. 11, 1981

TEAM RECORDS: PERIOD

MOST GOALS

6 – vs. VAN (2nd period), Nov. 9, 1984; vs. LA (3rd period), Oct. 30, 1988; at EDM (1st period), Mar. 30, 1999; at NSH (1st period), Mar. 28, 2013

GOALS AGAINST

8 – at MIN (2nd period), Nov. 11, 1981

SHOTS

25 – vs. CGY (2nd period), Feb. 5, 1982

SHOTS AGAINST

27 – at MIN (2nd period), Nov. 11, 1981

PENALTY MINUTES

117 – at VAN (1st period, 6 minors, 5 majors, 3 misconducts, 5 game misconducts), Dec. 31, 1987

PENALTY MINUTES, BOTH TEAMS

228 – at VAN (1st period, 117 WPG: 6 minors, 5 majors, 3 misconducts, 5 game misconducts; and 111 VAN: 8 minors, 3 majors, 5 misconducts, 3 game misconducts), Dec. 31, 1987

FEWEST SHOTS

0 – vs. NYR (2nd period), Jan. 15, 1982; and at CGY (1st period), Mar. 24, 2003

SHOTS AGAINST

0 – vs. TB (2nd period), Dec. 2, 1999

FASTEST SIX GOALS

8 minutes, 14 seconds – vs. LA (3rd period), Oct. 30, 1988 (Dave Ellett, 9:23; Pat Elynuik, 12:37; Randy Gilhen, 13:39; Dale Hawerchuk, 16:14; Doug Smail, 16:58; Ray Neufeld, 17:37)

FIVE GOALS

5 minutes – vs. LA (3rd period), Oct. 30, 1988 (PatElynuik, 12:37; Randy Gilhen, 13:39; Dale Hawerchuk, 16:14; Doug Smail, 16:58; Ray Neufeld, 17:37)

FIVE GOALS, BOTH TEAMS

2 minutes, 38 seconds – vs. SJ (3rd period), Mar. 25, 2008 (Shane Doan, PHX – 2:16; Joe Thornton, SJ – 2:51; Marc-Edouard Vlasic, SJ – 3:19; Steven Reinprecht, PHX – 4:05; Joe Thornton, SJ – 4:54)

FOUR GOALS

2 minutes, 16 seconds – vs. VAN (2nd period), Nov. 9, 1984 (Dale Hawerchuk, 7:52; Scott Arniel, 8:05; Brian Mullen, 9:11; Scott Arniel, 10:08)

FOUR GOALS, BOTH TEAMS

1 minute, 11 seconds – at MIN (2nd period), Nov. 11, 1981 (Kent-Erik Andersson, MIN – 4:05; Neal Broten, MIN – 4:56; Bengt Lundholm, WPG – 5:02; Mike Eaves – MIN, 5:16)

THREE GOALS

54 seconds – at EDM (1st period), Dec. 10, 1988 (Doug Smail 10:47; Dave Ellett, 11:13; Brent Ashton, 11:41)

THREE GOALS, BOTH TEAMS

19 seconds – at CHI (2nd period), Dec. 17, 1986 (Brian Mullen, WPG --16:05; Wayne Presley, CHI--16:17; Bill Watson, CHI--16:24)

TWO GOALS

4 seconds – vs. EDM (2nd period), Dec. 15, 1995 (Deron Quint, 7:51 and 7:55)

TWO GOALS, BOTH TEAMS

6 seconds – vs. MIN (2nd period), Dec. 26, 1982 (Dale Hawerchuk, WPG--2:46; Mike Eaves, MIN--2:52); at STL (2nd period), Jan. 31, 1989 (Bernie Federko, STL--17:39; Paul Fenton, WPG--17:35); vs. MIN (3rd period), Dec. 27, 1992 (Dave Gagner, MIN--2:08; Keith Tkachuk, WPG--2:14); vs. SJS (2nd period), Oct. 19, 1997 (Doug Bodger, SJS—7:59; John Slaney, PHX—8:05)



INDIVIDUAL RECORDS: CAREER

MOST SEASONS

17 - Shane Doan

GAMES

1,246 – Shane Doan

GAMES, INCLUDING PLAYOFFS

1,301 – Shane Doan (1,246 regular season, 55 postseason)

GAMES, CONSECUTIVE

475 – Dale Hawerchuk (Dec. 19, 1982 - Dec. 10, 1988)

GOALS

379 – Dale Hawerchuk

GOALS, INCLUDING PLAYOFFS

395 – Dale Hawerchuk (379 regular season, 16 postseason)

GOALS, CENTER

379 – Dale Hawerchuk

GOALS, LEFT WING

323 – Keith Tkachuk

GOALS, RIGHT WING

331 – Shane Doan

GOALS, DEFENSEMAN

108 – Teppo Numminen

OVERTIME GOALS

11 – Shane Doan

ASSISTS

553 – Thomas Steen

ASSISTS, INCLUDING PLAYOFFS

583 – Dale Hawerchuk (550 regular season, 33 postseason)

ASSISTS, CENTER

553 – Thomas Steen

ASSISTS, LEFT WING

300 – Keith Tkachuk

ASSISTS, RIGHT WING

484 – Shane Doan

ASSISTS, DEFENSEMAN

426 – Teppo Numminen

POINTS

929 – Dale Hawerchuk

POINTS, INCLUDING PLAYOFFS

978 – Dale Hawerchuk (929 regular season, 49 postseason)

POINTS, CENTER

929 – Dale Hawerchuk

POINTS, LEFT WING

623 – Keith Tkachuk

POINTS, RIGHT WING

815 – Shane Doan

POINTS, DEFENSEMAN

534 – Teppo Numminen

PENALTY MINUTES

1,508 – Keith Tkachuk

PENALTY MINUTES, INCLUDING PLAYOFFS

1,608 – Keith Tkachuk (1,508 regular season, 100 postseason)

HAT TRICKS

12 – Dale Hawerchuk

20 + GOAL SEASONS

11 – Shane Doan

30 + GOAL SEASONS

8 – Dale Hawerchuk

40 + GOAL SEASONS

7 – Dale Hawerchuk

50 + GOAL SEASONS

2 – Keith Tkachuk

100 + POINT SEASONS

6 – Dale Hawerchuk

CONSECUTIVE 20 + GOAL SEASONS

9 – Dale Hawerchuk (1981-82 to 1989-90),
Keith Tkachuk (1992-93 to 2000-01)
Shane Doan (1999-00 to 2008-09)

CONSECUTIVE 30 + GOAL SEASONS

8 – Dale Hawerchuk (1981-82 to 1988-89)

CONSECUTIVE 40 + GOAL SEASONS

5 – Dale Hawerchuk (1984-85 to 1988-89)

CONSECUTIVE 50 + GOAL SEASONS

2 – Keith Tkachuk (1995-96 to 1996-97)

CONSECUTIVE 100 + POINT SEASONS

5 – Dale Hawerchuk (1983-84 to 1987-88)

CONSECUTIVE GAMES PLAYED

475 – Dale Hawerchuk (Dec. 19, 1982 to Dec. 10, 1988)

MOST BY A GOALTENDER

GAMES

311 – Bob Essensa

WINS

130 – Ilya Bryzgalov

SHUTOUTS

21 – Nikolai Khabibulin, Ilya Bryzgalov

20 + WIN SEASONS

4 – Nikolai Khabibulin, Ilya Bryzgalov

30 + WIN SEASONS

3 – Nikolai Khabibulin

CONSECUTIVE 20 + WIN SEASONS

4 – Nikolai Khabibulin (1995-96 to 1998-99);
Ilya Bryzgalov (2007-08 to 2010-11)

CONSECUTIVE 30 + WIN SEASONS

3 – Nikolai Khabibulin (1996-97 to 1998-99)

INDIVIDUAL RECORDS: SEASON

MOST GOALS

76 – Teemu Selanne (1992-93)

GOALS, INCLUDING PLAYOFFS

80 – Teemu Selanne, 1992-93 (76 regular season, 4 postseason)

GOALS BY A DEFENSEMAN

23 – Phil Housley (1990-91 and 1991-92)

GOALS BY A ROOKIE

76 – Teemu Selanne (1992-93) NHL Record

GOALS BY A ROOKIE DEFENSEMAN

11 – Dave Ellett (1984-85)

GOALS BY A CENTER

53 – Dale Hawerchuk (1984-85)

GOALS BY A LEFT WING

52 – Keith Tkachuk (1996-97)

GOALS BY A RIGHT WING

76 – Teemu Selanne (1992-93)

ASSISTS

79 – Phil Housley (1992-93)

ASSISTS, INCLUDING PLAYOFFS

86 – Phil Housley, 1992-93 (79 regular season, 6 postseason)

ASSISTS BY A DEFENSEMAN

79 – Phil Housley (1992-93)

ASSISTS BY A ROOKIE

58 – Dale Hawerchuk (1981-82)

ASSISTS BY A ROOKIE DEFENSEMAN

38 – Dave Babych (1980-81)

ASSISTS BY A CENTER

77 – Dale Hawerchuk (1984-85 and 1987-88)

ASSISTS BY A LEFT WING

49 – Morris Lukowich (1981-82)

ASSISTS BY A RIGHT WING

60 – Paul MacLean (1984-85)

POINTS

132 – Teemu Selanne (1992-93)

POINTS, INCLUDING PLAYOFFS

138 – Teemu Selanne, 1992-93 (132 regular season, 6 postseason)

POINTS BY A DEFENSEMAN

97 – Phil Housley (1992-93)

POINTS BY A ROOKIE

132 – Teemu Selanne (1992-93) NHL Record

POINTS BY A ROOKIE DEFENSEMAN

44 – Dave Babych (1980-81)

POINTS BY A CENTER

130 – Dale Hawerchuk (1984-85)

POINTS BY A LEFT WING

98 – Keith Tkachuk (1995-96)

POINTS BY A RIGHT WING

132 – Teemu Selanne (1992-93)

PENALTY MINUTES

347 – Tie Domi (1993-94)

PENALTY MINUTES BY A ROOKIE

324 – Daniel Carcillo (2007-08)

PENALTY MINUTES BY A DEFENSEMAN

271 – Shawn Cronin (1991-92)

PENALTY MINUTES BY A CENTER

243 – Laurie Boschman (1983-84)

PENALTY MINUTES BY A LEFT WING

324 – Daniel Carcillo (2007-08)

PENALTY MINUTES BY A RIGHT WING

347 – Tie Domi (1993-94)

HAT TRICKS

5 – Teemu Selanne, 4 three-goal games and 1 four-goal game (1992-93)

POWER PLAY GOALS

24 – Teemu Selanne (1992-93)

SHORTHANDED GOALS

7 – Dave McLlwain (1989-90)

GAME WINNING GOALS

12 – Jeremy Roenick (1999-00);
Radim Vrbata (2011-12)

GAME TYING GOALS

3 – Barry Long (1980-81);
 Danny Geoffrion (1980-81);
 Morris Lukowich (1981-82);
 Dave Babych (1981-82);
 Dale Hawerchuk (1983-84);
Shane Doan (2003-04)

GAME OPENING GOALS

12 – Keith Tkachuk (1995-96 and 1998-99)

SHOTS

387 – Teemu Selanne (1992-93)

HIGHEST GOALS-PER-GAME AVERAGE

(among players with 50-or-more points)
.90 – Teemu Selanne (1992-93) 76G in 84 GP

HIGHEST ASSISTS-PER-GAME AVERAGE

(among players with 50-or-more points)
.98 – Phil Housley (1992-93) 79A in 80 GP

HIGHEST POINTS-PER-GAME AVERAGE

(among players with 50-or-more points)
1.62 – Dale Hawerchuk (1984-85) 130 PTS in 80 GP

MOST BY A GOALTENDER GAMES

72 – Nikolai Khabibulin (1996-97)

MINUTES

4,091 – Nikolai Khabibulin (1996-97)

GOALS AGAINST

2.27 – Bob Essensa (1992-93)

WINS

42 – Ilya Bryzgalov (2009-10)

LOSSES

33 – Nikolai Khabibulin (1996-97)

TIES

13 – Sean Burke (2000-01)

SHUTOUTS

8 – Nikolai Khabibulin (1998-99);
 Ilya Bryzgalov (2009-10);
Mike Smith (2011-12)

ASSISTS

5 – Ed Staniowski (1981-82);
 Bob Essensa (1992-93)

PENALTY MINUTES

25 – Gary Smith (1979-80)



INDIVIDUAL RECORDS: SEASON STREAKS

LONGEST

WINNING, GOALTENDER

11 – Mike Smith 11-0-1 (Feb. 4 – 28, 2012)

UNBEATEN, GOALTENDER

12 – Brian Hayward 10-0-2 (Mar. 8 – Apr. 6, 1985)

SHUTOUT SEQUENCE, GOALTENDER

332 minutes, 01 second – Brian Boucher (Dec. 22, 2003 – Jan. 11, 2004) – 25:45 at NSH, Dec. 22; 60:00 vs. LA, Dec. 31; 60:00 at DAL, Jan. 2; 60:00 at CAR, Jan. 4; 60:00 at WSH, Jan. 7; 60:00 at MIN, Jan. 9; 6:16 vs. ATL, Jan. 11 **NHL Record (Modern Era)**

CONSECUTIVE SHUTOUTS

5 games – Brian Boucher (Dec. 31, 2003 – Jan. 9, 2004) **NHL Record (Modern Era)**

CONSECUTIVE POINT

18 games – Dale Hawerchuk – 17-16-33 (Feb. 23 – Apr. 7, 1985)

CONSECUTIVE GOAL

9 games – Teemu Selanne – 14G (Mar. 14 – Apr. 1, 1993)

CONSECUTIVE ASSIST

14 games – Phil Housley – 21 A (Dec. 26, 1992 – Jan. 19, 1993)

CONSECUTIVE PENALTY

15 games – Tie Domi (Mar. 14 – Apr. 15, 1993)

INDIVIDUAL RECORDS: GAME

MOST

GOALS

5 – Willy Lindstrom, at PHI (Mar. 2, 1982);
Alexei Zhamnov, at LA (Apr. 1, 1995)

GOALS, DEFENSEMAN

3 – Ed Jovanovski, vs. NSH (Nov. 3, 2010)

GOALS, ROOKIE

4 – Teemu Selanne, vs. MIN (Feb. 28, 1993)

GOALS, CENTER

5 – Alexei Zhamnov, at LA (Apr. 1, 1995)

GOALS, LEFT WING

4 – Keith Tkachuk, at DAL (Mar. 26, 1996), at CHI (Mar. 20, 1997)

GOALS, RIGHT WING

5 – Willy Lindstrom, at PHI (Mar. 2, 1982)

ASSISTS

5 – Dale Hawerchuk, vs. LA (Mar. 6, 1984), vs. TOR (Mar. 18, 1989), vs. LA (Mar. 4, 1990);
Phil Housley, vs. HFD (Jan. 18, 1993);
Keith Tkachuk at BUF (Feb. 23, 2001)

ASSISTS, DEFENSEMAN

5 – Phil Housley, vs. HFD (Jan. 18, 1993)

ASSISTS, ROOKIE

4 – Keith Ballard, vs. FLA (Jan. 19, 2006)

ASSISTS, CENTER

5 – Dale Hawerchuk, vs. LA (Mar. 6, 1984), vs. TOR (Mar. 18, 1989), vs. LA (Mar. 4, 1990)

ASSISTS, LEFT WING

5 – Keith Tkachuk, at BUF (Feb. 23, 2001)

ASSISTS, RIGHT WING

4 – Paul MacLean, vs. TOR (Dec. 14, 1984) vs. BOS (Feb. 20, 1987);
Andrew McBain, vs. NYR (Apr. 1, 1988);
Dallas Drake, at LA (Apr. 1, 1995);
Teemu Selanne, vs. MTL (Dec. 12, 1995);
Shane Doan, vs. EDM (Mar. 24, 2001);
Shane Doan, vs. SJ (Dec. 30, 2006)

POINTS

6 – Willy Lindstrom, at PHI (Mar. 2, 1982) 5G-1A;
Dale Hawerchuk, vs. TOR (Dec. 14, 1983) 3G-3A;
Thomas Steen, vs. HFD (Oct. 24, 1984) 2G-4A;
Dale Hawerchuk, vs. TOR (Mar. 5, 1988) 2G-4A;
Dale Hawerchuk, vs. TOR (Mar. 18, 1989) 1G-5A;
Ed Olczyk, vs. CGY (Dec. 21, 1991) 2G-4A

POINTS, DEFENSEMAN

5 – Randy Carlyle, vs. CGY (Mar. 9, 1988) 1G-4A;
Fredrik Olausson, vs. EDM (Oct. 14, 1992) 1G-4A;
Phil Housley, vs. HFD (Jan. 18, 1993) 0G-5A

POINTS, ROOKIE

5 – Dale Hawerchuk, at TOR (Mar. 13, 1982) 3G-2A;
Pat Elynuik, vs. PIT (Jan. 20, 1989) 2G-3A;
Teemu Selanne, vs. CGY (Oct. 28, 1992) 2G-3A

POINTS, CENTER

6 – Dale Hawerchuk, vs. TOR (Dec. 14, 1983) 3G-3A, vs. TOR (Mar. 5, 1988) 2G-4A, vs. TOR (Mar. 18, 1989) 1G-5A;
Thomas Steen, vs. HFD (Oct. 24, 1984) 2G-4A;
Ed Olczyk, vs. CGY (Dec. 21, 1991) 2G-4A

POINTS, LEFT WING

5 – Keith Tkachuk, at DAL (Mar. 26, 1996) 4G-1A, vs. ANA (Apr. 3, 1998) 3G-2A, at BUF (Feb. 23, 2001) 0G-5A;
Ladislav Nagy, vs. CAR (Dec. 3, 2005), 3G-2A

POINTS, RIGHT WING

6 – Willy Lindstrom, at PHI (Mar. 2, 1982) 5G-1A

PENALTY MINUTES

49 – Tie Domi, at VAN (Feb. 9, 1995) 2 minors, 1 major,
2 misconducts, 2 game misconducts

POWER PLAY GOALS

3 – Paul MacLean, vs. LA (Nov. 13, 1986);
Ray Neufeld, vs. VAN (Nov. 1, 1987);
Paul MacLean, vs. CGY (Mar. 9, 1988);
Ladislav Nagy, vs. CAR (Dec. 3, 2005)

SHORTHANDED GOALS

2 – Keith Tkachuk, vs. VAN (Apr. 7, 1995)

SHOTS

12 – Brian Mullen, vs. LA (Mar. 30, 1982);
Nelson Emerson, vs. FLA (Feb. 24, 1994);
Jeremy Roenick, at TOR (Mar. 22, 1997)

SHOTS FACED

55 – Nikolai Khabibulin, at PHI (Jan. 28, 1997)

GOALS AGAINST

15 – Doug Soetaert, at MIN (Nov. 11, 1981)

FASTEST GOAL, START OF GAME

5 seconds – Doug Smail, vs. STL (Dec. 20, 1981) **NHL Record**

INDIVIDUAL RECORDS: PERIOD

MOST

ASSISTS

5 – Dale Hawerchuk, 2nd period vs. LA (Mar. 6, 1984) **NHL Record**

POINTS

5 – Dale Hawerchuk, 2nd period vs. LA (Mar. 6, 1984) 0G-5A;
Pat Elynuik, 2nd period vs. PIT (Jan. 20, 1989) 2G-3A

PENALTY MINUTES

38 – Barry Legge, 1st period vs. HFD (Jan. 10, 1981) 4 minors, 2 majors, 1 misconduct, 1 game misconduct

SHOTS

7 – Brian Mullen, 1st period vs. HFD, (Feb. 25, 1983);
Lucien DeBlois, 3rd period vs. VAN (Nov. 23, 1983);
Teemu Selanne, 2nd period vs. EDM (Apr. 15, 1993);
Jeremy Roenick, 3rd period at TOR (Mar. 22, 1997);
Keith Tkachuk, 2nd period vs. ANA (Apr. 3, 1998);
Travis Green, 3rd period at LA (Oct. 22, 1999);
Shane Doan, 2nd period vs. PIT (Feb. 25, 2004);
Daymond Langkow, 1st period vs. EDM (Dec. 15, 2011)

SHOTS FACED

27 – Doug Soetaert, 2nd period at MIN (Nov. 11, 1981)

GOALS AGAINST

8 – Doug Soetaert, 2nd period at MIN (Nov. 11, 1981)

FASTEST

GOAL, START OF PERIOD

5 seconds – Doug Smail, 1st period vs. STL (Dec. 20, 1981)

TWO GOALS

4 seconds – Deron Quint, 7:51 and 7:55 of 2nd period vs. EDM (Dec. 15, 1995) **NHL Individual Record**

THREE GOALS

8 minutes, 2 seconds – Alexei Zhamnov, 1:25, 3:57 and 9:27 of 3rd period at LA (Apr. 1, 1995)

FOUR GOALS

27 minutes, 59 seconds – Willy Lindstrom, 5:47 and 11:15 of 2nd period; 4:57 and 13:46 of 3rd period vs. PHI (Mar. 2, 1982)

FIVE GOALS

35 minutes, 26 seconds – Alexei Zhamnov, 14:01 of 1st period; 0:58 of 2nd period; 1:25, 3:57, and 9:27 of 3rd period at LA (Apr. 1, 1995)



2013
HISTORY
2014



TEAM HISTORY

WINNIPEG JETS (1979-1996)

- 1979, June 22** The Winnipeg Jets, newly purchased by Winnipeg lawyer Barry Shenkarow and businessman Michael Gobuty, are granted admission into the National Hockey League. The Jets franchise had spent the previous eight years in the World Hockey Association (WHA), winning three AVCO Cup championships. The Jets gained admittance to the WHA on Nov. 1, 1971 and finished as the WHA's final champions on May 20, 1979. Bobby Hull stars for the Jets during the club's WHA tenure, scoring 303 goals and 638 points in 411 games.
- 1979, Aug. 9** The Jets participate in their first NHL Entry Draft, using their first selection to draft right winger Jimmy Mann (19th overall). Center Thomas Steen is also drafted on this day (5th choice - 103rd overall).
- 1979, Sept. 17** The Jets open their first preseason training camp in the NHL.
- 1979, Oct. 10** The Winnipeg Jets play their first NHL game, a 4-2 loss at Pittsburgh.
- 1980, Dec. 10** Bill Sutherland becomes head coach of the Jets, replacing Tom McVie (the NHL club's first head coach).
- 1981, Feb. 16** Mike Smith takes over duties behind the Jets' bench.
- 1981, May 14** Tom Watt replaces Mike Smith as head coach.
- 1981, Aug. 13** The Jets sign Dale Hawerchuk, the first player drafted in the 1981 NHL Entry Draft, to his first professional contract at a ceremony at Portage and Main.
- 1982, Apr. 7** The Jets play their first NHL playoff game, losing a 4-3 decision to the St. Louis Blues at the Winnipeg Arena (lost the series 3-1).
- 1982, Apr. 8** The Jets win their first-ever NHL playoff game, defeating St. Louis 5-2 at the Winnipeg Arena.
- 1982, June** Dale Hawerchuk wins the Calder Trophy as the NHL's outstanding rookie for the 1981-82 season.
- 1983, Nov. 22** Barry Long replaces Tom Watt as head coach of the Jets.
- 1985, Apr. 14** For the first time since joining the NHL, the Jets advance to the second round of the playoffs by defeating the Calgary Flames (3-1).
- 1986, Mar. 4** John Ferguson replaces Barry Long as head coach.
- 1986, June 20** Dan Maloney replaces John Ferguson as head coach.
- 1987, Apr. 16** The Jets advance to the second round of playoffs for the second time by defeating Calgary (4-2).
- 1988, June 11** Jets draft right wing Teemu Selanne (1st choice - 10th overall) in the 1988 NHL Entry Draft.
- 1988, Dec. 3** Mike Smith replaces John Ferguson as Jets' general manager.
- 1989, Feb. 7** Rick Bowness replaces Dan Maloney as head coach.
- 1989, Feb. 19** The Jets retire Bobby Hull's No. 9 jersey in a ceremony at the Winnipeg Arena.
- 1989, May 25** Bob Murdoch replaces Rick Bowness as head coach.
- 1990, June 16** Jets draft left wing Keith Tkachuk (1st choice - 19th overall) in the 1990 NHL Entry Draft.
- 1991, June 17** John Paddock replaces Bob Murdoch as head coach.
- 1992, Jan. 10** Randy Carlyle plays in his 1,000th NHL game vs Chicago.
- 1993, Apr.** Teemu Selanne shatters NHL record for goals and points in a rookie season with 76 goals and 132 points (surpassing Mike Bossy's 53 goals and Peter Stastny's 109 points).
- 1993, June** Teemu Selanne wins the Calder Trophy as the NHL's outstanding rookie in 1992-93.
- 1994, Jan. 19** Mike Smith is fired as general manager of the Jets. John Paddock named as interim general manager.
- 1994, June 3** John Paddock is officially named general manager.
- 1995, Apr. 5** Terry Simpson replaces John Paddock as interim head coach.
- 1995, May 3** Local investors known as the MEC (Manitoba Entertainment Complex) announce that they will not exercise their option to purchase the Jets and keep the team in Winnipeg.
- 1995, May 6** The Winnipeg Jets retire the team logo and Thomas Steen's jersey No. 25 in a ceremony at the Winnipeg Arena.
- 1995, May 9** Operation Grassroots begins an effort to persuade government and local buyers to construct a new arena and keep the Jets in Winnipeg.
- 1995, May 16** Over 35,000 people attend a rally at The Forks to raise money for Operation Grassroots in the largest gathering of people at a rally in Winnipeg in 50 years. Approximately \$250,000 is raised at this rally from the citizens of Winnipeg.
- 1995, May 17** Over 2,500 people attend a "Hockey Social" at the Winnipeg Convention Centre and raise in excess of \$250,000 for Operation Grassroots.
- 1995, May 19** Jets' owner and president Barry Shenkarow announces that local buyers have missed the deadline to purchase the team and keep it in Winnipeg. The team will be purchased as per "agreement in principle" with Minneapolis investors and moved to Minneapolis.
- 1995, May 21** Barry Shenkarow and the Jets' ownership group announce that the Jets will remain in Winnipeg with details of the plan to expand the current ownership group to be finalized and announced in the near future.
- 1995, June 16** After weeks of tense negotiations, the Jets' ownership group agrees to sell its shares of the team to the Spirit of Manitoba group (formerly known as MEC) pending conditions which must be met before August 15, 1995.
- 1995, June 20** Terry Simpson is officially named head coach of the Jets.
- 1995, July 26** Winnipeg City Council votes to deny charitable tax status on donations to the endowment fund to cover the purchase of the team and operating costs of a new arena, creating a major hurdle in the Spirit of Manitoba's attempt to raise money for the endowment fund.
- 1995, Aug. 10** Winnipeg City Council votes (10-6) to accept Spirit of Manitoba's business plan, overturning the results of the previous vote on July 26.
- 1995, Aug. 14** The Spirit of Manitoba announces that they were unable to raise the required capital to proceed with the purchase of the Winnipeg Jets. The organization promptly disbands.
- 1995, Aug. 15** Jets' owner and president Barry Shenkarow announces that he is left with no alternative solution but to make arrangements to sell the team to a buyer outside of Winnipeg. Shenkarow further announces that the 1995-96 season will be the final year for the Jets in Winnipeg since the team cannot be moved prior to 1995-96.
- 1995, Oct. 18** The Jets announce the completed sale of the franchise to Richard Burke of Minnesota and Steven Gluckstern of New York, who will find a new home city for the franchise in the United States. The date of transfer of ownership is set as July 1, 1996.
- 1995, Dec. 19** Richard Burke and Steven Gluckstern announce in a press conference that the new home of their NHL franchise will be Phoenix, Arizona.

TEAM HISTORY

- 1996, Feb. 7** Teemu Selanne is traded to Anaheim with Marc Chouinard and a 4th round pick in the 1996 NHL Entry Draft for Oleg Tverdoksky, Chad Kilger, and a 3rd round pick in the 1996 NHL Entry Draft.
- 1996, Apr. 8** The newly purchased franchise officially unveils its logo and name in a press conference in Phoenix. After a successful name-the-team contest, management chose the name "Phoenix Coyotes" for the franchise.
- 1996, Apr. 12** Keith Tkachuk scores his 50th goal of the 1995-96 season in the final regular season home game in Jets history, a 5-3 win vs the Los Angeles Kings.
- 1996, Apr. 14** The Jets play their final regular season game - a 5-2 loss at Anaheim.
- 1996, Apr. 28** The team plays their final game as the Winnipeg Jets, losing to Detroit in Game 6 of their playoff series at a sold out Winnipeg Arena.
- 1996, May 21** Bobby Smith named as executive vice president of hockey operations for the team as they prepare to begin their tenure in Phoenix.
- 1996, June 19** Kris King receives the King Clancy award – presented to the player who "best exemplifies leadership qualities on and off the ice and has made a noteworthy humanitarian contribution in his community" – for the 1995-96 season.

PHOENIX COYOTES (1996-Present)

- 1996, July 1** The first day of business operations for the Phoenix Coyotes Hockey Club.
- 1996, July 1** Don Hay named as the Coyotes' first head coach.
- 1996, Aug. 16** The Coyotes trade Alexei Zhamnov, Craig Mills and a 1st round pick in the 1997 NHL Entry Draft to Chicago for center Jeremy Roenick.
- 1996, Aug. 26** The Coyotes unveil their new uniforms at the Hard Rock Cafe in Phoenix. Rock legend Alice Cooper and Phoenix Mayor Skip Rimsza are in attendance.
- 1996, Sept. 15** The Coyotes play their first-ever preseason game, a 4-2 loss at Edmonton.
- 1996, Sept. 28** The Coyotes name Keith Tkachuk Captain
- 1996, Oct. 5** The team plays its first regular season game as the Phoenix Coyotes, but is defeated 1-0 in Hartford by the Whalers in the 1996-97 season opener.
- 1996, Oct. 7** The team wins its first game as the Coyotes, a 5-2 victory over the Bruins at the FleetCenter in Boston. Mike Gartner scores the first goal in Coyotes history and later records a hat trick in the game.
- 1996, Oct. 10** In their home debut, the Coyotes defeat the San Jose Sharks 4-1 in front of a sold out (16,210) America West Arena.
- 1996, Dec. 11** John Paddock is relieved of his duties as general manager of the Coyotes. Bobby Smith assumes the position of general manager.
- 1997, Apr. 6** Keith Tkachuk scores his 50th goal for the second consecutive season to become the first player in franchise history to record more than one 50-goal season.
- 1997, Apr. 11** Keith Tkachuk scores his 52nd goal of the season to finish the 1996-97 campaign as the NHL's top goal scorer.
- 1997, Apr. 16** The team begins its first playoff series as the Phoenix Coyotes, taking on the Anaheim Mighty Ducks in the best-of-seven Western Conference Quarterfinals.

- 1997, Apr. 20** The Coyotes play the first ever NHL playoff game in Phoenix. After a marketing campaign that popularized the phrase "It's not hockey...it's playoff hockey," thousands of fans come dressed in white as the "White Out" hits the desert for the first time. The team wins their first home playoff game as the Coyotes, defeating Anaheim 4-1.
- 1997, May 6** Don Hay relieved of his duties as head coach of the Coyotes.
- 1997, June 9** Jim Schoenfeld named head coach of the Coyotes in a press conference at America West Arena.
- 1997, June 17** CEO & governor Richard Burke, president Shawn Hunter, and vice president of hockey administration Mike O'Hearn participate in a groundbreaking ceremony for the Coyotes new practice facility, near the intersection of Pima and Bell Roads in North Scottsdale, Arizona.
- 1997, Sept. 12** Coyotes owner Richard Burke announces that his partner and co-owner Steven Gluckstern will sell his share of the Coyotes franchise to Burke and attempt to purchase the New York Islanders franchise, pending the approval of the NHL's Board of Governors. Burke assumes sole ownership of the Coyotes.
- 1997, Dec. 14** Right wing Mike Gartner scores his 700th career NHL goal, becoming only the 5th player in NHL history to reach this milestone. Only Wayne Gretzky, Gordie Howe, Marcel Dionne, and Phil Esposito shared this accomplishment with Gartner.
- 1998, June 5** The grand opening of the Cellular One Ice Den is held, as the Coyotes new north Scottsdale practice facility becomes available for public use. B.G. Ice, Inc. is created to handle the team's ventures into the ice facility business.
- 1998, Dec. 17** The Scottsdale City Council votes in favor (4-3) of forming a "Stadium District" for funding a 92-acre redevelopment of the Los Arcos Mall in South Scottsdale. As a part of the redevelopment, the Coyotes plan to include a new 19,000 seat arena and practice facility.
- 1999, Jan. 18** Citizens of Scottsdale submit over 5,000 petition signatures to call for a referendum election on the formation of the Stadium District. The Scottsdale city election is scheduled for May 18, 1999.
- 1999, Jan. 24** For the first time in franchise history, four players represent the team at the NHL All-Star Game. Nikolai Khabibulin, Teppo Numminen, Jeremy Roenick and Keith Tkachuk all play in the game at the Ice Palace in Tampa, Florida. Numminen was named as a starter for the World team. In addition, head coach Jim Schoenfeld served as an assistant coach for the North American team.
- 1999, Jan. 28** Rick Tocchet scores his 400th NHL career goal, becoming the 52nd player in NHL history to reach this milestone.
- 1999, Feb. 3** The Coyotes unveil their new alternate or "third" jersey at Alice Cooper's town in Phoenix. The team wore the new uniforms 10 times during the remainder of the regular season.
- 1999, May 18** Scottsdale voters overwhelmingly vote (63%) to support the Coyotes efforts to build a new arena as part of a 92-acre shopping mall redevelopment at Los Arcos by forming the "Los Arcos Multipurpose Facilities District." With the victory, a second vote on the final redevelopment plan and financing is scheduled for Nov. 2, 1999.
- 1999, May 24** Jim Schoenfeld is relieved of his duties as head coach of the Coyotes.
- 1999, June 16** Bob Francis named head coach of the Coyotes in a press conference at the Scottsdale Princess.



TEAM HISTORY

- 1999, Sept. 27** The Coyotes host their first ever Cool Coyotes Field Trip when they play the San Jose Sharks in a preseason game. Over 16,000 elementary school students get to watch a free hockey game at America West Arena as part their educational curriculum. The event is the largest kids event ever undertaken by the Coyotes.
- 1999, Oct. 26** Rick Tocchet plays in his 1,000th NHL game at Edmonton.
- 1999, Nov. 2** In a second arena election, voters in Scottsdale and the partnering cities of Fountain Hills and Guadalupe once again vote in strong favor (59%) of the Los Arcos project. The use of the "Los Arcos Multipurpose Facilities District" is approved as a development and financing mechanism to build a new arena for the Coyotes (and complete mall redevelopment) at the intersection of Scottsdale and McDowell Roads.
- 2000, Apr. 18** Coyotes owner Richard Burke signs a deal that gives Steve Ellman (the developer of the redevelopment project at Los Arcos) until June 30 to buy the team.
- 2000, May 26** Developer Steve Ellman makes \$10 million deposit to Richard Burke to begin purchase of team and announces Wayne Gretzky (the NHL's all-time greatest player) will join the new Coyotes ownership group under Los Arcos Sports, LLC.
- 2000, June 2** Wayne Gretzky is introduced to the Arizona public at a national media gala held at the Scottsdale Princess. Steve Ellman announces he will accept the position of chairman of Los Arcos Sports, LLC. It is also announced that Gretzky will be the managing partner in charge of hockey operations and Shawn Hunter will be the president.
- 2000, Nov. 1** Goaltender Sean Burke earns the NHL Player of the Month for October. He posts a 7-1-1 record, 1.54 goals against average and .950 save percentage, helping the Coyotes to their best start in franchise history.
- 2000, Nov. 15** Brad May receives a 20-game suspension by the NHL for a slashing incident at Columbus on Nov. 11. The suspension is one of the longest in NHL history.
- 2000, Dec. 11** The NHL's Board of Governors votes unanimously to approve the purchase of the Coyotes by the ownership group headed by Steve Ellman and Wayne Gretzky pending the closing of the transaction.
- 2000, Dec. 28** The NHL announces the completion date of the sale of the Coyotes is extended to Feb. 15 by mutual agreement of the parties involved.
- 2001, Feb. 15** The sale of the Coyotes is finalized as the new ownership group led by Steve Ellman, Wayne Gretzky, Jerry Moyes and Shawn Hunter purchase the team from former owner Richard Burke.
- 2001, Feb. 17** Bobby Smith is relieved of his duties as general manager. Cliff Fletcher replaces Smith as the team's executive vice-president and general manager.
- 2001, Feb. 21** The Coyotes officially welcome Wayne Gretzky to the organization with the "Welcome Wayne White Out" – the first-ever regular season White Out.
- 2001, Feb. 23** Jeremy Roenick scores his 400th NHL career goal at Buffalo, becoming only the 3rd U.S.-born player in NHL history to score 400 goals.
- 2001, Mar. 5** Nikolai Khabibulin is traded to Tampa Bay with Stan Neckar for Paul Mara, Mike Johnson, Ruslan Zainullin and a 2nd round pick in the 2001 NHL Entry Draft.
- 2001, Mar. 13** Keith Tkachuk is traded to St. Louis for Michal Handzus, Ladislav Nagy, Jeff Taffe and a 1st round pick in the 2002 Entry Draft.
- 2001, Apr. 11** Unable to come to an agreement with the City of Scottsdale for a new arena at Los Arcos, the Coyotes turn to the City of Glendale. The Glendale City Council votes to approve a new arena for the Coyotes at the intersection of the 101 Freeway and Glendale Avenue.
- 2001, Aug. 28** Michael Barnett is named general manager. Cliff Fletcher ascends to the role of senior executive vice president of hockey operations.
- 2001, Sept. 15** The Coyotes name Teppo Numminen Captain
- 2001, Oct. 18** Teppo Numminen plays in his 951st game with the franchise. He becomes the franchise's all-time games played leader, surpassing Thomas Steen's 950.
- 2001, Nov. 27** The Glendale City Council unanimously approves the final development agreement that paves the way for construction of the Coyotes' new state-of-the-art arena as part of a 223-acre, mixed-use project near Loop 101 and Glendale Avenue. The entire project, which will be developed by The Ellman Companies, will consist of up to six million square feet of retail, entertainment, dining, office and residential development.
- 2002, Mar. 3** Teppo Numminen plays in his 1,000th NHL game vs Columbus. He becomes the first player in franchise history to play in 1,000 Coyotes/Jets games.
- 2002, Mar. 20** Jim Lites is named president and chief operating officer taking over the role from Shawn Hunter.
- 2002, Apr. 1** For the second time in two seasons, goaltender Sean Burke earns the NHL's Player of the Month award. He posts a 9-1-0 record, 1.70 goals against average and .940 save percentage in the month of March.
- 2002, Apr. 3** A groundbreaking ceremony for the Coyotes new arena in Glendale is held at the intersection of the Loop 101 & Glendale Avenue. Team owners Steve Ellman, Jerry Moyes and Wayne Gretzky participate in the ceremony along with NHL Commissioner Gary Bettman, Glendale Mayor Elaine Scruggs, the Glendale City Council and Coyotes' players and staff.
- 2002, Apr. 12** Coyotes clinch a berth in the 2002 Stanley Cup playoffs with a completely re-tooled roster. Gone from the previous season are several NHL veterans including former All-Stars Nikolai Khabibulin, Keith Tkachuk and Jeremy Roenick.
- 2002, June 20** Bob Francis wins the Jack Adams Award as the NHL's coach of the year. His father Emile Francis twice won the Coach of the Year award, making them the first father-son coaching tandem in NHL history to win the award.
- 2002, July 10** Head coach Bob Francis agrees to a 4-year contract extension.
- 2002, Nov. 22** Play-by-play commentator Curt Keilback calls his 2,000th NHL game, all with the Coyotes/Jets organization, as the Coyotes play against Florida.
- 2002, Dec. 10** Doug Moss is named president and chief operating officer. He replaces Jim Lites, who vacated the position on Nov. 26.
- 2002, Dec. 26** Head coach Bob Francis becomes the franchise leader for the most games coached at Los Angeles as he surpassed John Paddock's record of 281.
- 2003, Jan. 8** Zac Bierk and Chicago's Michael Leighton become the first goaltenders in NHL history to both earn their first NHL career shutouts in the same game as the teams played to a 0-0 tie. In the game, Bierk makes 40 saves in his first start as a Coyote.

TEAM HISTORY

- 2003, Feb. 17** Jerry Moyes and Steve Ellman agree to contribute 100% of their respective ownership interest in both the Coyotes and the new 223-acre arena development project in Glendale to their new company, Coyotes Holdings, LLC. Moyes will own 60% and Ellman 40%. Moyes and Ellman will serve as co-chief executive officers, with Ellman continuing to serve as chairman and governor of the Coyotes.
- 2003, Mar. 6** Paul Ranheim plays in his 1,000th NHL game at St. Louis.
- 2003, Apr. 7** The Coyotes hold a "topping off" ceremony at the new Glendale Arena, marking the completion of vertical construction of the arena.
- 2003, July 22** Teppo Numminen is traded to the Dallas Stars in exchange for Mike Sillinger and a conditional draft choice. Numminen, who had played his entire 15-year NHL career with the Phoenix Coyotes/Winnipeg Jets organization, leaves the Coyotes as the franchise's all-time leader in games played (1,098) as well as defenseman goals (108), assists (426) and points (534).
- 2003, Sept. 3** In a ceremony held at Arizona Mills Mall, the Coyotes unveil their new logo and uniforms. Team owners Steve Ellman, Jerry Moyes and Wayne Gretzky along with several players are on hand for the announcement.
- 2003, Sept. 10** The Coyotes name Shane Doan Captain
- 2003, Dec. 27** After seven and a half seasons in the Valley, the Coyotes finally open their very own arena in Glendale. Before a "standing room only" crowd of 19,052 at Glendale Arena, the Coyotes lose to the Nashville Predators, 3-1.
- 2003, Dec. 31** The Coyotes notch their first-ever victory at Glendale Arena with a 4-0 shutout of the Los Angeles Kings.
- 2004, Jan. 9** Brian Boucher sets an NHL modern-era record with his fifth consecutive shutout, making 21 saves in a 2-0 win at Minnesota. Boucher also eclipsed another NHL modern-era record in the same game when he surpassed Bill Durnan's shutout sequence of 309:21 (set in 1948-49). Boucher's shutout sequence would finish at 332:01 when he allowed a goal at 6:16 of the 1st period against Atlanta on Jan. 11.
- 2004, Feb. 9** Sean Burke is traded to Philadelphia along with Branko Radivojevic and the rights to Ben Eager in exchange for Mike Comrie.
- 2004, Feb. 24** Bob Francis is relieved of his duties as head coach of the Coyotes. Rick Bowness takes over as interim head coach for the remainder of the season.
- 2004, Apr. 29** The Coyotes hold their first-ever Town Hall meeting for season ticket holders at Glendale Arena. Team executives Steve Ellman, Wayne Gretzky, Doug Moss, Cliff Fletcher and Mike Barnett answer questions for three and a half hours.
- 2004, Aug. 6** Brett Hull, the NHL's third all-time leading goal scorer, signs as a free agent.
- 2004, Aug. 10** The Coyotes temporarily un-retire No. 9 – which was retired by the franchise in honor of Hall of Famer Bobby Hull – so that Bobby Hull's son Brett Hull can wear No. 9 as a Coyote.
- 2004, Nov. 18** The Coyotes stage the first-ever "99 Hours of Hockey" event at Glendale Arena. Over 12,000 fans come out to watch a total of 55 hockey games including youth, high school, adult and university teams during the week-long event.
- 2005, Aug. 8** In the biggest announcement in franchise history, Wayne Gretzky is named head coach of the Coyotes. Gretzky, who becomes a head coach for the first time, continues in his role as managing partner in addition to his coaching duties. On the same day, he names Barry Smith, Rick Bowness and Rick Tocchet as his associate coaches.
- 2005, Oct. 5** Wayne Gretzky makes his regular season coaching debut as the Coyotes lose 3-2 at Vancouver.
- 2005, Oct. 8** Wayne Gretzky earns his first win as an NHL head coach as the Coyotes defeat the Minnesota Wild 2-1 in the club's home opener.
- 2005, Oct. 8** In a ceremony at Glendale Arena, the team unveils the Coyotes Ring of Honor with Wayne Gretzky (No. 99) and Bobby Hull (No. 9) as the initial members.
- 2005, Oct. 15** Brett Hull announces his retirement after 19 NHL seasons. A future Hockey Hall of Famer, Hull leaves as the NHL's active goal-scoring leader with an amazing 741 goals, which also ranks third on the NHL's all-time goal scoring list (trailing only Wayne Gretzky's 894 and Gordie Howe's 801).
- 2005, Oct. 27** Curtis Joseph earns his 400th NHL victory in a 3-2 win over Calgary.
- 2005, Nov. 8** Yanick Lehoux scores a goal on his first NHL shift just 65 seconds into his NHL debut. The goal is the fastest goal ever by a Coyotes/Jets player making his NHL debut.
- 2006, Jan. 21** Former Winnipeg Jet Thomas Steen and his retired No. 25 officially join Wayne Gretzky's No. 99 and Bobby Hull's No. 9 in the Coyotes Ring of Honor in a ceremony at Glendale Arena. Steen, who played his entire 14-year NHL career with the Jets, is in attendance.
- 2006, Apr. 8** Geoff Sanderson plays in his 1,000th NHL game vs. Dallas.
- 2006, Apr. 13** Jerry Moyes and Steve Ellman announce an agreement for Moyes to assume majority ownership control of the Phoenix Coyotes, Glendale Arena and Arizona Sting (NLL) while Ellman assumes majority ownership control of the Westgate City Center development. Wayne Gretzky retains his ownership interest in both ventures. Jeff Shumway is named chief executive officer for the Coyotes.
- 2006, May 31** Wayne Gretzky signs a 5-year contract extension to remain as head coach of the Coyotes through the 2010-11 season.
- 2006, Oct. 5** Coyotes kick off "Decade in the Desert" season with 6-3 win over New York Islanders at Glendale Arena. Steven Reinprecht posts career-high five points with a goal and four assists in the victory.
- 2007, Jan. 4** Curtis Joseph makes 29 saves in a 2-0 shutout of the Carolina Hurricanes to garner his 438th career victory and surpass Hall of Famer Jacques Plante for fifth place on the NHL's all-time wins list.
- 2007, Feb. 15** In his 11th season with the franchise, captain Shane Doan signs a five-year contract extension with the Coyotes. Doan ranks in the top five in franchise history in goals, assists, and games played.
- 2007, Apr. 5** Former Winnipeg Jet Dale Hawerchuk and his retired No. 10 officially join Wayne Gretzky's No. 99, Bobby Hull's No. 9 and Thomas Steen's No. 25 in the Coyotes Ring of Honor in a ceremony at Glendale Arena.
- 2007, Apr. 10** Associate coach Barry Smith resigns to accept head coaching/director of hockey operations position with SKA St. Petersburg.
- 2007, Apr. 11** Senior Executive Vice President of Hockey Operations Cliff Fletcher, General Manager Michael Barnett and Assistant General Manager Laurence Gilman are relieved of duties.
- 2007, May 29** Don Maloney becomes the 7th general manager in franchise history.
- 2007, July 18** Brad Treliving signs multi-year contract to become assistant general manager.
- 2007, Sept. 15** Coyotes unveil their redesigned, RBK Edge uniforms.



TEAM HISTORY

- 2007, Nov. 17** Goaltender Ilya Bryzgalov is claimed off waivers from the Anaheim Ducks and posts a 1-0 shutout over the Los Angeles Kings in his Coyotes debut the very same day.
- 2008, Jan. 23** Ilya Bryzgalov signs a three-year contract with the Coyotes.
- 2008, Feb. 18** Wayne Gretzky records his 100th career win as head coach of the Coyotes with a 4-0 win over Los Angeles.
- 2008, Mar. 1** Shane Doan scores his 20th goal of the season, giving him eight consecutive 20-goal seasons.
- 2008, Apr. 3** Kyle Turris, the third overall pick in the 2007 NHL Entry Draft, makes his Coyotes debut.
- 2008, July 10** Doug Sulliman is hired as Assistant Coach.
- 2008, Nov. 28** Coyotes unveil their new black third jerseys in a 2-1 win over the Colorado Avalanche.
- 2009, Mar. 12** Shane Doan plays in his 951st career game, all with the Coyotes, to move into second place on the franchise's all-time list.
- 2009, Apr. 1** Al Montoya becomes the first goalie in franchise history to record a shutout in his NHL debut, backstopping the Coyotes to a 3-0 win over Colorado.
- 2009, Sept. 21** Dave King hired as assistant coach.
- 2009, Sept. 24** Wayne Gretzky announces his resignation as head coach and director of hockey operations of the Phoenix Coyotes.
- 2009, Sept. 24** Dave Tippett is introduced as the 17th head coach in franchise history.
- 2009, Oct. 3** Coyotes open 2009-10 season with a 6-3 win at Los Angeles in Dave Tippett's first game as head coach of the team.
- 2009, Oct. 10** In the team's Home Opener, a 2-0 loss to Columbus, the Coyotes hold a "Welcome Back WhiteOut" in the first WhiteOut of any kind at Jobing.com Arena
- 2009, Dec. 17** Shane Doan plays in his 1,000th career NHL regular season game in a 2-1 shootout win at Columbus. Doan becomes the second player in franchise history to reach 1,000 games, joining only Teppo Numminen, as well as the 42nd player in NHL history to reach 1,000 games with one franchise and the 24th player to attain the milestone with the team that drafted him.
- 2009, Dec. 29** The Coyotes defeat the Vancouver Canucks, 3-2 in a shootout, to win their 10th consecutive home game, setting a new franchise record for longest home winning streak. The 10-game home winning streak began with a 3-1 win over Philadelphia on Nov. 21.
- 2010, Jan. 30** Defenseman Teppo Numminen's No. 27 is inducted into the Coyotes Ring of Honor in a pre-game ceremony, joining Wayne Gretzky's No. 99, Bobby Hull's No. 9, Dale Hawerchuk's No. 10 and Thomas Steen's No. 25.
- 2010, Mar. 6** Ilya Bryzgalov shuts out Anaheim, 4-0, to earn his 34th win of the season and set a new franchise record for most wins by a goaltender in a single season. Bryzgalov would finish the 2009-10 campaign with 42 victories.
- 2010, Mar. 18** The Coyotes set a new franchise record by winning their 44th game of the season with a 4-3 shootout win at Florida.
- 2010, Mar. 21** The Coyotes beat the Dallas Stars, 4-3 in a shootout, to win their ninth straight game, tying the franchise record for longest winning streak while also setting a new franchise mark for most points in a season (97).
- 2010, Mar. 27** Phoenix defeats Colorado by a 6-2 score to notch the first-ever 100-point season in franchise history. Earlier in the day, the Coyotes clinched their first playoff berth since 2002.
- 2010, Apr. 8** With a 3-2 shootout victory at Los Angeles, the Coyotes improve to 50-25-6 on the season, marking the first 50-win season in franchise history. Phoenix would finish the 2009-10 regular season at 50-25-7 for 107 points, making them the fourth seed in the Western Conference for the Stanley Cup Playoffs
- 2010, Apr. 14** The Coyotes host the Detroit Red Wings for Game 1 of their Western Conference Quarterfinal series in the first-ever playoff game at Jobing.com Arena in Glendale and come away with a 3-2 victory.
- 2010, Apr. 27** The most successful season in Coyotes/Jets franchise history comes to an end as the Red Wings defeat the Coyotes 6-1 in Game 7 of their playoff series.
- 2010, June 3** GM Don Maloney receives the inaugural NHL General Manager of the Year Award
- 2010, June 23** At the 2010 NHL Awards in Las Vegas, Dave Tippett wins the Jack Adams Award, Shane Doan receives the King Clancy Memorial Trophy and Ilya Bryzgalov finishes as the runner-up for the Vezina Trophy while being named to the 2009-10 NHL Second All-Star Team
- 2010, June 30** Chief Financial Officer Mike Nealy is promoted to Chief Operating Officer, replacing President and Chief Operating Officer Douglas Moss, who had served in that role since 2002
- 2010, Oct. 9** The Coyotes open the 2010-11 regular season in Prague, Czech Republic against the Boston Bruins as part of Compuware NHL Premiere
- 2010, Oct. 16** Phoenix hosts the Detroit Red Wings in the home opener in a rematch of the 2010 Western Conference Quarter-final
- 2010, Nov. 3** Ed Jovanovski records the first hat trick by a defenseman in the history of the franchise against the Nashville Predators
- 2010, Dec. 26** Ed Jovanovski plays in his 1,000th career NHL regular season game in a 1-0 shutout win at Dallas. Jovanovski becomes only the third player in franchise history to reach 1,000 games joining Shane Doan and Teppo Numminen
- 2011, Jan. 13** The Coyotes win their 1,000 game in Winnipeg/Phoenix franchise history defeating the Toronto Maple Leafs 5-1.
- 2011, Jan. 25** Defenseman Keith Yandle is selected to the 2011 All-Star game in Raleigh, N.C.
- 2011, Jan. 31** Keith Yandle is named the NHL's Second Star for the month of January. Yandle tallied 17 points, recording three goals and 14 assists in 14 games as the Coyotes went 8-4-2 in January. He registered points in 11 of 14 games, closing the month with a nine-game point streak – the league's longest active streak at the All-Star break.
- 2011, Feb. 23** Shane Doan becomes the new franchise leader in all-time games played (1,119), passing former captain and teammate Teppo Numminen.
- 2011, Mar. 20** Defenseman Adrian Aucoin plays in his 1,000th career NHL regular season game in a 2-1 loss vs. Chicago. Aucoin becomes only the fourth player in franchise history to reach 1,000 games joining Ed Jovanovski, Shane Doan and Teppo Numminen.
- 2011, Mar. 22** The Coyotes won their 40th game of the season defeating the Blues 2-1 at Jobing.com Arena; it marked the first time in franchise history the team recorded two consecutive seasons with 40+ wins (franchise record 52 in 09/10).
- 2011, Apr. 8** Ilya Bryzgalov becomes the franchise's all-time winningest goaltender recording his 130th victory as a member of the Coyotes, defeating the Sharks 4-3.

TEAM HISTORY

- 2011, Apr. 18** The Coyotes host the Detroit Red Wings in Game 3 of the 2011 Western Conference Quarter-Final.
- 2011, Oct. 15** Phoenix hosts the re-born Winnipeg Jets in its 2011-12 home opener, defeating the Jets 4-1
- 2011, Oct. 25** Shane Doan scores his 300th career NHL goal versus the Dallas Stars
- 2011, Dec. 1** Phoenix visits Winnipeg to face the Jets - first regular season meeting since leaving in 1996
- 2011, Dec. 23** Keith Tkachuk is inducted into the Coyotes' Ring of Honor
- 2012, Jan. 7** Shane Doan records his first career NHL hat trick versus the N.Y. Islanders (5-1)
- 2012, Jan. 18** Keith Yandle is selected to his second consecutive NHL All-Star Game (Ottawa, Ont.)
- 2012, Feb. 11** Jeremy Roenick is inducted into the Coyotes' Ring of Honor
- 2012, Feb. 28** The Coyotes finish the month of February as the NHL's hottest team (11-0-1)
- 2012, Mar. 1** Mike Smith is named the NHL's First Star of the Month (February)
- 2012, Mar. 25** Derek Morris appears in his 1,000th career NHL game versus the St. Louis Blues
- 2012, Mar. 31** Ray Whitney collects his 1,000th NHL point (assist) versus the Anaheim Ducks
- 2012, Apr. 3** Mike Smith stops an NHL-best 54 shots in a shutout victory against the Columbus Blue Jackets
- 2012, Apr. 7** The Coyotes defeat the Minnesota Wild capturing their first division title in franchise history
- 2012, Apr. 8** Mike Smith named the NHL's First Star of the Week for Apr. 2-8
- 2012, Apr. 12** Phoenix hosts the Chicago Blackhawks in Game 1 of the Western Conference Quarter-final
- 2012, Apr. 23** The Coyotes defeat the Blackhawks 4 games to 2, securing their first postseason series victory since the franchise moved to Phoenix in 1996
- 2012, Apr. 27** Phoenix hosts the Nashville Predators in Game One of the Western Conference Semi-final
- 2012, May 7** The Coyotes defeat the Predators 4 games to 1, advancing to their first Conference Final in franchise history
- 2012, May 13** The Coyotes host the Los Angeles Kings in Game One of the Western Conference Final
- 2012, May 22** The Coyotes lose to the Kings in five games (4-1) in the Western Conference Final
- 2012, June 21** Shane Doan receives the 2011-12 Mark Messier Leadership Award
- 2012, June 21** Ray Whitney named to the NHL's Second All-Star Team
- 2012, July 10** Sean Burke signed to a multi-year contract extension; named Assistant to the General Manager
- 2012, Sept. 14** Shane Doan re-signed to a four-year contract
- 2013, Jan. 20** The Coyotes raise their 2011-12 Pacific Division Championship banner prior to the 2012-13 home opener against the Chicago Blackhawks
- 2013, Jan. 20** Shane Doan played in his 1,200th career NHL game versus the Chicago Blackhawks
- 2013, Mar. 4** Shane Doan records his 800th career point versus the Anaheim Ducks
- 2013, Mar. 15** Oliver Ekman-Larsson signs six-year contract extension
- 2013, Mar. 28** Steve Sullivan appeared in his 1,000th career NHL game versus the Nashville Predators
- 2013, May 24** General Manager Don Maloney agreed to a long-term contract extension
- 2013, June 13** Assistant General Manager Brad Treliving agreed to a multi-year contract extension
- 2013, June 21** Head Coach Dave Tippett agreed to a long-term contract extension
- 2013, June 30** Mike Smith agreed to a six-year contract
- 2013, Aug. 5** IceArizona completed its purchase and assumes control of the franchise from the NHL. George Gosbee is named Coyotes Chairman and Governor. Anthony LeBlanc is named Alternate Governor.



LOGO AND UNIFORM HISTORY

WINNIPEG JETS



Joe Daley

1979-80: When the Winnipeg Jets joined the National Hockey League in 1979, they made their debut in new jerseys that were white with a wide blue stripe and two thin red stripes that ran from the collar over the outer arm to the wrist. The logo was the word "JETS" spelled out inside a circle. The "J" in Jets was represented by a hockey stick. A smaller circle with the outline of a commercial jet airliner found itself in the hook of the "J." Underneath "Jets" was the word "Winnipeg" spelled out. The logo had been with the team for three AVCO Cup Championships in the World Hockey Association and would remain with the team as the transition was made from WHA to NHL.



Bobby Hull

1987-88: The Jets made an addition to their uniform to acknowledge the official charity of the Winnipeg Jets, the Winnipeg Jets Goals for Kids Foundation. The Jets placed a Goals For Kids shoulder patch on the existing uniform to recognize the work that the Goals For Kids Foundation does to benefit the children of Manitoba.



Dale Hawerchuk

1990-91: The Jets came up with a new logo and uniform, "emblematic of a new era of professional hockey in Winnipeg." The new logo depicted a circle with the words "Winnipeg Jets" written in a slanted fashion to show speed, and a shadow of a jet plane with a trail of vapor going through the word "Jets." The "J" in "Jets" is once again portrayed as a hockey stick. The new jerseys were white with a wide blue stripe in the middle of two thin red stripes (touching each other) circling the elbows of the sleeves and at the waist. The road jerseys reversed the blue and the white from the home jerseys.



Shane Doan

1995-96: As the team played its last season in Winnipeg as the Jets, the last 10 games of the regular season and the playoffs saw the addition of a commemorative "Season to Remember" patch added to the right breast of both the home and road jerseys.

LOGO AND UNIFORM HISTORY

PHOENIX COYOTES



1996-97: With the dawn of a new era as the Phoenix Coyotes, it was time for a new uniform and logo to represent the team.

The logo depicted a Kachina style coyote standing upright with a hockey stick; the most striking feature was the mask drawn in the Southwestern style to show off the team's new colors: forest green, brick red, sand, sienna, and purple. The home jersey was predominantly white with green and black accent colors and brick pattern borders around the elbows of the sleeves and waist. The road jersey's main color was black with accent colors of brick red and green. A shoulder patch recognized the Phoenix Coyotes Goals For Kids Foundation while the club's secondary logo (a purple circle with a white "C" moon inside, intersected by the words "Phoenix Coyotes") occupied the other shoulder. The new uniform was completed with matching socks and solid black pants.

1998-99: The Coyotes decided to further extend the team's identity by adding a third uniform. A true expression of the American Southwest, this alternate jersey first appeared mid-season (Feb. 6, 1999). The large Coyote head served as the primary logo with the trim of the jersey revealing a desert scene at night with two saguaro cacti in the foreground and the Coyote moon rising over the desert mountain landscape. A desert-dwelling nocturnal lizard known as the gecko decorated each shoulder. Matching socks and solid black pants finished the uniform.

2003-04: With the opening of their new arena in Glendale, the time had come for a new set of logos and uniforms to reflect the aggressiveness and excitement of Coyotes hockey in the new arena while maintaining ties to seven years of Arizona history. The official Coyotes colors were now brick red, desert sand and black – three colors that were all included in the original Coyotes logo. The logos, uniforms and arena all predominantly feature the brick red color. The primary logo is an aggressive coyote howling at the moon that contains key elements carried over from the original logo including the two-tone face with zig-zag black markings down the middle of the logo, three pieces of mane leading down to the neck and triangular markings in the ear and chin. Additionally, the Coyotes logo includes four triangles (also borrowed from the original logo) across the bridge of the snout, representative of the Four Peaks. There are two secondary logos: a representation of Arizona featuring the letters "PHX" underneath a striped pattern that mirrors the state flag and a new version of the desert crescent moon with a slightly altered geometric shape as well as new colors. The uniforms have a traditional hockey feel and feature the primary Coyotes logo on the chest along with the secondary "PHX" patch on the right shoulder. The home jersey is predominantly brick red with a white, three-stripe pattern on the arms and at the waist, and also features a lace-up collar. The road jersey is predominantly white with the same striping pattern as the home jersey featured in brick red but includes a V-shaped collar instead of laces.

2007-08: Along with the entire NHL, the Coyotes switched to a new, technologically-advanced uniform featuring fabrics that were more form fitting and aerodynamic as well as breathable and water-repellant. Lighter fabric and stretch material resulted in more comfort and freedom of movement for the players. Brick red covered the shoulders on the white jerseys to give the state of the art uniform a retro look. On both the dark and white jerseys, striping was removed from the bottom, a lace-up collar was featured, and the "PHX" patch was moved from the right to left shoulder.

2008-09: The Coyotes introduced a black third jersey and wore them for the first time on Nov. 28, 2008 when the team hosted the Colorado Avalanche. The goal of the initiative was to create a new look that gave Coyotes fans elements they hadn't seen in the uniform before. A leaping coyote logo – a full body interpretation of the Coyotes crest – was selected for the new alternate jersey, aggressively leaping forward depicting the athletic, determined nature of NHL hockey. Two new Coyotes alternate logos were also introduced to accompany the classic Coyotes crest and leaping coyote, including a new "Phoenix Coyotes" script word mark and Coyotes paw print. The new script word mark provided a traditional look, while the Coyotes paw print design symbolized the unity of the Coyotes pack. The black jersey was accented with brick red and desert sand, the Coyotes' official colors.



Teppo Numminen



Paul Mara



Mike Smith



Shane Doan



Zbynek Michalek



UNIFORM NUMBERS

1

Pierre Hamel.....1979-80 to 1980-81
Brian Hayward.....1982-83 to 1985-86
Mike O'Neill.....1991-92 to 1993-94
Parris Duffus.....1996-97 to 1996-97
Sean Burke.....1999-00 to 2003-04
Brent Johnson.....2003-04 to 2003-04
Mike Morrison.....2006-07 to 2006-07
David Aebischer.....2007-08 to 2007-08
Jason LaBarbera.....2009-10 to 2012-13

2

Mike Amodeo.....1979-80 to 1979-80
Moe Mantha.....1980-81 to 1983-84
Dave Ellett.....1984-85 to 1990-91
Boris Mironov.....1993-94 to 1993-94
Neil Wilkinson.....1994-95 to 1995-96
Norm Maciver.....1995-96 to 1995-96
Murray Baron.....1996-97 to 1997-98
Bryan Helmer.....1998-99 to 1998-99
David Cullen.....2000-01 to 2000-01
Todd Simpson.....2000-01 to 2002-03
Todd Reirden.....2003-04 to 2003-04
Derek Morris.....2003-04 to 2003-04
Keith Ballard.....2005-06 to 2007-08
Ken Klee.....2008-09 to 2008-09
Jim Vandermeer.....2009-10 to 2009-10
David Rundblad.....2011-12 to 2012-13

3

Al Cameron.....1979-80 to 1979-80
Ross Cory.....1979-80 to 1980-81
Tim Watters.....1981-82 to 1981-82
Bryan Maxwell.....1981-82 to 1983-84
Robert Picard.....1983-84 to 1985-86
Dan McFall.....1985-86 to 1985-86
Bryan Marchment.....1988-89 to 1990-91
Dean Kennedy.....1991-92 to 1991-92
Sergei Bautin.....1992-93 to 1993-94
Dave Manson.....1993-94 to 1994-95
Brent Thompson.....1995-96 to 1996-97
Keith Carney.....1997-98 to 2000-01
Bryan Helmer.....2003-04 to 2003-04
Denis Gauthier.....2005-06 to 2005-06
Keith Yandle.....2006-07 to 2012-13

4

Lars-Erik Sjoberg.....1979-80 to 1979-80
Barry Legge.....1980-81 to 1981-82
Wade Campbell.....1982-83 to 1985-86
Bengt Lundholm.....1985-86 to 1985-86
Fredrik Olausson.....1986-87 to 1993-94
Stephane Quintal.....1993-94 to 1994-95
Dave Manson.....1995-96 to 1996-97
Gerald Diduck.....1996-97 to 1998-99
Lyle Odelein.....1999-00 to 1999-00
Ossi Vaananen.....2000-01 to 2003-04
Zbynek Michalek.....2005-06 to 2009-10
2012-13 to 2012-13

5

Craig Norwich.....1979-80 to 1979-80
Barry Legge.....1980-81 to 1980-81
Danny Geoffrion.....1980-81 to 1981-82

Bobby Dollas.....1983-84 to 1985-86
Guy Gosselin.....1987-88 to 1987-88
Todd Fliche.....1989-90 to 1989-90
Kent Paynter.....1991-92 to 1991-92
Igor Ulanov.....1992-93 to 1994-95
Deron Quint.....1995-96 to 1999-00
Kirill Safronov.....2001-02 to 2001-02
Drake Berehowsky.....2001-02 to 2002-03
David Tanabe.....2003-04 to 2005-06
Jamie Rivers.....2005-06 to 2005-06
Matt Jones.....2006-07 to 2007-08
Chris Summers.....2010-11 to 2010-11

6

Barry Melrose.....1979-80 to 1980-81
Barry Legge.....1980-81 to 1981-82
Jim Kyte.....1983-84 to 1988-89
Phil Housley.....1990-91 to 1992-93
Wayne McBean.....1993-94 to 1993-94
Oleg Tverdokovsky.....1995-96 to 1995-96
Dallas Eakins.....1995-96 to 1996-97
Jayson More.....1996-97 to 1997-98
Jamie Huscroft.....1998-99 to 1998-99
Joel Bouchard.....2000-01 to 2000-01
Matthew Spiller.....2003-04 to 2005-06
Brendan Bell.....2006-07 to 2007-08
David Schlemko.....2008-09 to 2012-13

7

Scott Campbell.....1979-80 to 1980-81
Tim Watters.....1981-82 to 1987-88
Brent Ashton.....1988-89 to 1991-92
Petri Skriko.....1991-92 to 1991-92
Keith Tkachuk.....1991-92 to 2000-01
Deron Quint.....2002-03 to 2002-03
Ivan Novoseltsev.....2003-04 to 2003-04
Mike Leclerc.....2005-06 to 2005-06

**RETIRED in honor of Keith Tkachuk,
Dec. 23, 2011**

8

Jimmy Mann.....1979-80 to 1983-84
Randy Carlyle.....1983-84 to 1992-93
Teemu Selanne.....1994-95 to 1995-96
Jim Johnson.....1996-97 to 1997-98
Daniel Briere.....1998-99 to 2002-03
Daniel Cleary.....2003-04 to 2003-04
Geoff Sanderson.....2005-06 to 2005-06
Niko Kapanen.....2006-07 to 2006-07
Scottie Upshall.....2008-09 to 2010-11
Gilbert Brule.....2011-12 to 2011-12
Matthew Lombardi.....2012-13 to 2012-13

9

Bobby Hull.....1979-80 to 1979-80
Doug Smail.....1980-81 to 1987-88
Brett Hull.....2005-06 to 2005-06

**RETIRED in honor of Bobby Hull, Feb. 19,
1989. Temporarily unretired for Brett
Hull in 2005.**

10

Peter Sullivan.....1979-80 to 1980-81
Dale Hawerchuk.....1980-81 to 1989-90
Alexei Zhamnov.....1992-93 to 1995-96
Brad McCrimmon.....1996-97 to 1996-97

Oleg Tverdokovsky.....1997-98 to 1998-99
Trevor Letowski.....1999-00 to 2001-02
Denis Pederson.....2001-02 to 2001-02
Tony Amonte.....2002-03 to 2002-03

**RETIRED in honor of Dale Hawerchuk,
Apr. 5, 2007**

11

Hilliard Graves.....1979-80 to 1979-80
Murray Eaves.....1980-81 to 1980-81
Scott Arniel.....1981-82 to 1985-86
Gilles Hamel.....1986-87 to 1987-88
Paul Fenton.....1988-89 to 1990-91
Scott Arniel.....1990-91 to 1990-91
Aaron Broten.....1991-92 to 1991-92
Evgeny Davydov.....1992-93 to 1992-93
Dave Tomlinson.....1993-94 to 1993-94
Dallas Drake.....1995-96 to 1999-00
Daymond Langkow.....2001-02 to 2003-04
Krystofer Kolanos.....2005-06 to 2005-06
Oleg Kvasha.....2005-06 to 2005-06
Owen Nolan.....2006-07 to 2006-07
Martin Hanzal.....2007-08 to 2012-13

12

Morris Lukowich.....1979-80 to 1984-85
Dan McFall.....1984-85 to 1985-86
Peter Douris.....1985-86 to 1987-88
Dave Hunter.....1988-89 to 1988-89
Doug Smail.....1988-89 to 1990-91
Mark Osborne.....1990-91 to 1991-92
Alan Kerr.....1992-93 to 1992-93
Rob Murray.....1993-94 to 1995-96
1998-99 to 1998-99

Brian Noonan.....1998-99 to 1998-99
Benoit Hogue.....1999-00 to 1999-00
Mike Johnson.....2000-01 to 2005-06
Patrick Fischer.....2006-07 to 2006-07
Craig Weller.....2007-08 to 2007-08
Olli Jokinen.....2008-09 to 2008-09
Paul Bissonnette.....2009-10 to 2012-13

13

Dave Christian.....1979-80 to 1982-83
Hannu Jarvenpaa.....1986-87 to 1986-87
Alfie Turcotte.....1987-88 to 1988-89
Teemu Selanne.....1992-93 to 1993-94
Mike Rupp.....2003-04 to 2005-06
Daniel Carcillo.....2006-07 to 2008-09
Ray Whitney.....2010-11 to 2011-12

14

Peter Marsh.....1979-80 to 1980-81
Tim Trimper.....1980-81 to 1983-84
John Gibson.....1983-84 to 1983-84
Jordy Douglas.....1983-84 to 1984-85
Anssi Melametsa.....1985-86 to 1985-86
Craig Endean.....1986-87 to 1986-87
Stu Barnes.....1991-92 to 1993-94
Randy Gilhen.....1993-94 to 1993-94
Harijs Vitolins.....1993-94 to 1993-94
Mike Stapleton.....1995-96 to 1998-99
Tavis Hansen.....1999-00 to 2000-01
Tyler Bouck.....2001-02 to 2001-02
Jeff Taffe.....2002-03 to 2005-06

Steve Gainey.....2005-06 to 2005-06
Kevyn Adams.....2006-07 to 2006-07
Pete Vandermeer.....2007-08 to 2007-08
Alexander Nikulin.....2008-09 to 2008-09
Nigel Dawes.....2008-09 to 2008-09
Taylor Pyatt.....2009-10 to 2011-12
Chris Conner.....2012-13 to 2012-13

15

Dave Hoyda.....1979-80 to 1979-80
Rick Bowness.....1980-81 to 1980-81
Richard Mulhern.....1980-81 to 1980-81
Sandy Beadle.....1980-81 to 1980-81
Paul MacLean.....1981-82 to 1987-88
Darren Boyko.....1988-89 to 1988-89
Pat Elynuik.....1988-89 to 1991-92
John Druce.....1992-93 to 1992-93
Harijs Vitolins.....1993-94 to 1993-94
Randy Gilhen.....1993-94 to 1995-96
Craig Janney.....1996-97 to 1997-98
Jim Cummins.....1998-99 to 1998-99
Radoslaw Suchy.....1999-00 to 2003-04
Boyd Devereaux.....2005-06 to 2005-06
Mike Zigomanis.....2006-07 to 2007-08
Jeff Hoggan.....2008-09 to 2008-09
Matthew Lombardi.....2008-09 to 2009-10
Ryan Hollweg.....2010-11 to 2010-11
Boyd Gordon.....2011-12 to 2012-13

16

Larry Hopkins.....1979-80 to 1979-80
Wayne Dillon.....1979-80 to 1979-80
Pat Daley.....1979-80 to 1980-81
Laurie Boschman.....1982-83 to 1989-90
Eddie Olczyk.....1990-91 to 1992-93
Stephane Quintal.....1993-94 to 1993-94
Eddie Olczyk.....1994-95 to 1995-96
Brad Isbister.....1997-98 to 1998-99
Robert Reichel.....1998-99 to 1998-99
Michal Handzus.....2000-01 to 2001-02
Kelly Buchberger.....2002-03 to 2002-03
Mike Sillinger.....2003-04 to 2003-04
Brett Hull.....2005-06 to 2005-06
Jamie Lundmark.....2005-06 to 2005-06
Mike York.....2007-08 to 2007-08
Brian McGrattan.....2008-09 to 2008-09
Petr Prucha.....2008-09 to 2010-11
Rostislav Klesla.....2010-11 to 2012-13

17

Bill Lesuk.....1979-80 to 1979-80
Anders Steen.....1980-81 to 1980-81
Larry Hopkins.....1981-82 to 1982-83
Tim Young.....1983-84 to 1983-84
Jim Nil.....1984-85 to 1987-88
Dwight Schofield.....1987-88 to 1987-88
Stu Kulak.....1988-89 to 1988-89
Phil Sykes.....1989-90 to 1991-92
Kris King.....1992-93 to 1996-97
Greg Adams.....1998-99 to 1999-00
Ladislav Nagy.....2000-01 to 2006-07
Radim Vrbata.....2007-08 to 2007-08
Todd Fedoruk.....2008-09 to 2008-09
Radim Vrbata.....2009-10 to 2012-13

UNIFORM NUMBERS

18

Glenn Tomalty.....1979-80 to 1979-80
 Bob Guindon.....1979-80 to 1979-80
 Rick Bowness.....1980-81 to 1980-81
 Serge Savard.....1981-82 to 1982-83
 Bill Derlago.....1985-86 to 1985-86
 Steve Rooney.....1986-87 to 1987-88
 Markku Kyllonen.....1988-89 to 1988-89
 Randy Cunneynworth.....1989-90 to 1989-90
 Scott Aniel.....1990-91 to 1990-91
 Bryan Erickson.....1990-91 to 1993-94
 Dallas Drake.....1993-94 to 1995-96
 Chad Kilger.....1995-96 to 1997-98
 Mark Janssens.....1997-98 to 1997-98
 Brian Noonan.....1998-99 to 1998-99
 Mika Alatalo.....1999-00 to 2000-01
 Sebastien Bordeleau.....2001-02 to 2001-02
 Frank Banham.....2002-03 to 2002-03
 Paul Ranheim.....2002-03 to 2002-03
 Tyson Nash.....2003-04 to 2005-06
 Marcel Hossa.....2007-08 to 2007-08
 Freddy Meyer IV.....2007-08 to 2007-08
 Matt Murley.....2007-08 to 2007-08
 Enver Lisin.....2007-08 to 2008-09
 Sami Lepisto.....2009-10 to 2010-11
 Patrick O'Sullivan.....2011-12 to 2011-12
 Dave Moss.....2012-13 to 2012-13

19

Bill Riley.....1979-80 to 1979-80
 Kris Manery.....1979-80 to 1980-81
 Brian Mullen.....1982-83 to 1986-87
 Iain Duncan.....1988-89 to 1988-89
 Kris Draper.....1990-91 to 1990-91
 Ian Duncan.....1990-91 to 1990-91
 Troy Murray.....1991-92 to 1992-93
 Nelson Emerson.....1993-94 to 1994-95
 Shane Doan.....1995-96 to 2012-13

20

Willy Lindstrom.....1979-80 to 1982-83
 Andrew McBain.....1983-84 to 1988-89
 Dave McLlwain.....1989-90 to 1991-92
 Mike Hartman.....1991-92 to 1991-92
 Tie Domi.....1992-93 to 1994-95
 Oleg Tverdovsky.....1995-96 to 1996-97
 Jim Cummins.....1997-98 to 1997-98
 Jyrki Lumme.....1998-99 to 1998-99
 David Oliver.....1999-00 to 1999-00
 Mikael Renberg.....1999-00 to 1999-00
 Wyatt Smith.....2000-01 to 2001-02
 Fredrik Sjostrom.....2003-04 to 2007-08
 Robert Lang.....2009-10 to 2009-10
 Eric Belanger.....2010-11 to 2010-11
 Chris Summers.....2011-12 to 2012-13

21

John Bethel.....1979-80 to 1979-80
 Tom Bladon.....1980-81 to 1980-81
 Dave Hoyda.....1980-81 to 1980-81
 Bill Whelton.....1980-81 to 1980-81
 Craig Levie.....1981-82 to 1982-83
 John Gibson.....1983-84 to 1983-84
 Tom Martin.....1984-85 to 1986-87

Mark Kumpel.....1987-88 to 1987-88
 1989-90 to 1990-91
 Russ Romaniuk.....1991-92 to 1994-95
 Shane Doan.....1995-96 to 1995-96
 Chad Kilger.....1995-96 to 1995-96
 Denis Chasse.....1995-96 to 1995-96
 Bob Corkum.....1996-97 to 1998-99
 Jyrki Lumme.....1999-00 to 2000-01
 Todd Warriner.....2001-02 to 2001-02
 Jason Jaspers.....2002-03 to 2003-04
 Sean O'Donnell.....2005-06 to 2005-06
 Bill Thomas.....2005-06 to 2007-08
 David Hale.....2008-09 to 2008-09
 Shaun Heshka.....2009-10 to 2009-10
 Andy Miele.....2011-12 to 2012-13

22

Lyle Moffat.....1979-80 to 1979-80
 Bengt Lundholm.....1981-82 to 1984-85
 Ray Neufeld.....1985-86 to 1985-86
 Mario Marois.....1985-86 to 1988-89
 Gord Donnelly.....1988-89 to 1988-89
 Moe Mantha.....1989-90 to 1991-92
 Mike Lalor.....1991-92 to 1992-93
 Paul Ysebaert.....1993-94 to 1993-94
 Brent Thompson.....1994-95 to 1994-95
 Craig Mills.....1995-96 to 1995-96
 Mike Gartner.....1996-97 to 1997-98
 Rick Tocchet.....1998-99 to 1999-00
 Claude Lemieux.....2000-01 to 2002-03
 Pascal Rheume.....2005-06 to 2005-06
 Dennis Seidenberg.....2005-06 to 2006-07
 Mathias Tjarnqvist.....2006-07 to 2007-08
 Brian McGrattan.....2008-09 to 2008-09
 Anders Eriksson.....2009-10 to 2009-10
 Lee Stempniak.....2009-10 to 2010-11
 Daymond Langkow.....2011-12 to 2011-12

23

Gord McTavish.....1979-80 to 1979-80
 Larry Hopkins.....1979-80 to 1979-80
 John Markell.....1979-80 to 1980-81
 Lucien DeBlois.....1981-82 to 1983-84
 Paul Pooley.....1984-85 to 1985-86
 Hannu Jarvenpaa.....1987-88 to 1988-89
 Paul MacDermid.....1989-90 to 1991-92
 Lucien DeBlois.....1991-92 to 1991-92
 Andy Brickley.....1992-93 to 1993-94
 Igor Korolev.....1994-95 to 1996-97
 Stephen Leach.....1998-99 to 1998-99
 Todd Gill.....1999-00 to 1999-00
 Chris Joseph.....1999-00 to 2000-01
 Paul Mara.....2000-01 to 2005-06
 Don MacLean.....2006-07 to 2006-07
 Jeff Taffe.....2006-07 to 2006-07
 Kevin Porter.....2008-09 to 2009-10
 Mathieu Schneider.....2009-10 to 2009-10
 Oliver Ekman-Larsson.....2010-11 to 2012-13

24

Ron Wilson.....1979-80 to 1987-88
 Danton Cole.....1990-91 to 1991-92
 Scott Levins.....1992-93 to 1992-93
 Darryl Shannon.....1993-94 to 1995-96
 Craig Muni.....1995-96 to 1995-96

Kevin Dahl.....1996-97 to 1996-97
 Michel Petit.....1997-98 to 1998-99
 Stan Neckar.....1998-99 to 2000-01
 Ladislav Nagy.....2000-01 to 2000-01
 David Cullen.....2001-02 to 2001-02
 Darcy Hordichuk.....2001-02 to 2002-03
 Jan Hrdina.....2002-03 to 2003-04
 Josh Gratton.....2005-06 to 2007-08
 Kyle Chipchura.....2011-12 to 2012-13

25

Jude Drouin.....1979-80 to 1980-81
 Thomas Steen.....1981-82 to 1994-95

RETIRED in honor of Thomas Steen,
May 6, 1995

26

Al Cameron.....1979-80 to 1980-81
 Murray Eaves.....1981-82 to 1985-86
 Guy Larose.....1988-89 to 1988-89
 Brian McReynolds.....1989-90 to 1989-90
 Sergei Kharin.....1990-91 to 1990-91
 Dean Kennedy.....1991-92 to 1993-94
 Jeff Finley.....1995-96 to 1996-97
 John Slaney.....1997-98 to 1997-98
 Mike Sullivan.....1998-99 to 2001-02
 Joel Perrault.....2005-06 to 2009-10
 Andrew Ebbett.....2010-11 to 2010-11
 Cal O'Reilly.....2011-12 to 2011-12
 Michael Stone.....2011-12 to 2011-12
 Steve Sullivan.....2012-13 to 2012-13

27

Lorne Stamler.....1979-80 to 1979-80
 Don Spring.....1980-81 to 1983-84
 Perry Turnbull.....1984-85 to 1986-87
 Teppo Numminen.....1988-89 to 2002-03

RETIRED in honor of Teppo Numminen,
Jan. 30, 2010

28

Don MacIver.....1979-80 to 1979-80
 Gerry Rioux.....1979-80 to 1979-80
 Norm Dupont.....1980-81 to 1982-83
 Jyrki Seppa.....1983-84 to 1983-84
 Ryan Stewart.....1985-86 to 1985-86
 Ray Neufeld.....1985-86 to 1988-89
 Greg Paslawski.....1989-90 to 1990-91
 Bob Joyce.....1991-92 to 1992-93
 Kevin McClelland.....1993-94 to 1993-94
 Craig Martin.....1994-95 to 1994-95
 Craig Muni.....1995-96 to 1995-96
 Mike Hudson.....1996-97 to 1996-97
 Jimmy Waite.....1997-98 to 1998-99
 Landon Wilson.....2000-01 to 2003-04
 Mike Leclerc.....2005-06 to 2005-06
 Pavel Brendl.....2005-06 to 2005-06
 Steven Reinprecht.....2006-07 to 2008-09
 Jeff Hoggan.....2009-10 to 2009-10
 Lauri Korpikoski.....2010-11 to 2012-13

29

Don MacIver.....1979-80 to 1979-80
 Gord Smith.....1979-80 to 1979-80
 Danny Geoffrion.....1980-81 to 1980-81
 Doug Lecuyer.....1980-81 to 1980-81

Jerry Butler.....1982-83 to 1982-83
 Mike Lauen.....1983-84 to 1983-84
 Marc Behrend.....1983-84 to 1985-86
 Brad Berry.....1985-86 to 1989-90
 Mark Osborne.....1990-91 to 1990-91
 Rudy Poeschek.....1990-91 to 1991-92
 Yan Kaminsky.....1993-94 to 1993-94
 Tim Cheveldae.....1993-94 to 1995-96
 Craig Janney.....1995-96 to 1995-96
 Scott Levins.....1997-98 to 1997-98
 Louie DeBrusk.....1998-99 to 2000-01
 Branko Radivojevic.....2001-02 to 2003-04
 Yanick Lehoux.....2005-06 to 2005-06
 Tim Jackman.....2005-06 to 2005-06
 Steven Reinprecht.....2005-06 to 2005-06
 Yanick Lehoux.....2006-07 to 2006-07
 Ryan Caldwell.....2007-08 to 2007-08
 Brandon Prust.....2008-09 to 2008-09
 Lauri Korpikoski.....2009-10 to 2009-10
 Garrett Stafford.....2010-11 to 2010-11
 Petteri Nokelainen.....2011-12 to 2011-12
 Michael Stone.....2012-13 to 2012-13

30

Gary Smith.....1979-80 to 1979-80
 Michel Dion.....1980-81 to 1980-81
 Doug Soetaert.....1983-84 to 1983-84
 Mark Holden.....1984-85 to 1984-85
 Daniel Berthiaume.....1986-87 to 1989-90
 Stephane Beauregard.....1989-90 to 1991-92
 Jim Hrivnak.....1992-93 to 1992-93
 Stephane Beauregard.....1993-94 to 1993-94
 Ed Ronan.....1995-96 to 1995-96
 Mikhail Shtalenkov.....1998-99 to 1999-00
 Jean-Marc Pelletier.....2003-04 to 2003-04
 David LeNeveu.....2005-06 to 2006-07
 Ilya Bryzgalov.....2007-08 to 2010-11

31

Don MacIver.....1979-80 to 1979-80
 Ron Loustel.....1980-81 to 1980-81
 Rick Dudley.....1980-81 to 1980-81
 Ed Staniowski.....1981-82 to 1982-83
 Mike Veisor.....1983-84 to 1983-84
 Marc Behrend.....1985-86 to 1985-86
 Alain Chevrier.....1988-89 to 1988-89
 Rick Tabaracci.....1990-91 to 1992-93
 Scott Langkow.....1995-96 to 1998-99
 Bob Essensa.....1999-00 to 1999-00
 Brad Ralph.....2000-01 to 2000-01
 Jean-Guy Trudel.....2001-02 to 2001-02
 Curtis Joseph.....2005-06 to 2006-07
 Matt Cimie.....2010-11 to 2010-11
 Curis McElhinney.....2011-12 to 2011-12
 Chad Johnson.....2012-13 to 2012-13

32

Rick Bowness.....1980-81 to 1980-81
 Rick Dudley.....1980-81 to 1980-81
 Peter Taglianetti.....1984-85 to 1989-90
 Don Barber.....1990-91 to 1991-92
 Igor Ulanov.....1991-92 to 1991-92
 Mike Eastwood.....1994-95 to 1996-97
 Jocelyn Lemieux.....1996-97 to 1997-98
 Brad May.....2000-01 to 2002-03



UNIFORM NUMBERS

Cale Hulse2003-04 to 2003-04
Mikael Tellqvist.....2006-07 to 2008-09
Michal Rozsival.....2010-11 to 2011-12
Nick Johnson.....2012-13 to 2012-13

33

Lindsay Middlebrook 1979-80 to 1980-81
Doug Soetaert.....1981-82 to 1982-83
Eldon Reddick.....1986-87 to 1988-89
Simon Wheeldon.....1990-91 to 1990-91
Mario Marois1991-92 to 1991-92
Jim McKenzie.....1995-96 to 1997-98
J.J. Daigneault.....1998-99 to 1999-00
Drake Berehowsky...2001-02 to 2001-02
Brian Boucher.....2002-03 to 2005-06
Adrian Aucoin2009-10 to 2011-12

34

Pierre Hamel.....1979-80 to 1979-80
Dave Chartier1980-81 to 1980-81
Mark Plantery.....1980-81 to 1980-81
Dave Silk.....1985-86 to 1985-86
Pat Elynuik.....1987-88 to 1987-88
Moe Lemay.....1988-89 to 1988-89
Gord Donnelly.....1989-90 to 1991-92
Dean Kennedy.....1991-92 to 1991-92
Darrin Shannon1991-92 to 1997-98
Ramzi Abid2002-03 to 2002-03
Frank Banham.....2002-03 to 2002-03
Daniel Winnik2007-08 to 2009-10

35

Markus Mattsson.....1979-80 to 1980-81
Dan Bouchard1985-86 to 1985-86
Bob Essensa.....1988-89 to 1993-94
Nikolai Khabibulin.....1994-95 to 1998-99
Zac Bierk.....2002-03 to 2003-04
Philippe Sauve.....2005-06 to 2005-06
Alex Auld.....2007-08 to 2007-08
Al Montoya2008-09 to 2008-09
Tom Fenton2010-11 to 2010-11

36

Iain Duncan1986-87 to 1987-88
Gord Donnelly.....1988-89 to 1988-89
Moe Lemay.....1988-89 to 1988-89
Danton Cole.....1989-90 to 1989-90
Mike Eagles.....1990-91 to 1994-95
Greg Brown1994-95 to 1994-95
Stewart Malgunas...1995-96 to 1995-96
Murray Baron1996-97 to 1996-97
Juha Ylonen.....1996-97 to 2000-01
Kryštofer Kolanos.....2001-02 to 2003-04
Joakim Lindstrom ...2008-09 to 2008-09
Rob Klinkhammer ...2012-13 to 2012-13

37

Steve Penney.....1986-87 to 1987-88
Tom Draper.....1988-89 to 1989-90
John LeBlanc.....1991-92 to 1994-95
Tom Draper.....1995-96 to 1995-96
Dominic Roussel.....1995-96 to 1995-96
Dan Focht.....2001-02 to 2002-03
Georges Laraque.....2006-07 to 2006-07
Raffi Torres2011-12 to 2012-13

38

Brad Jones1986-87 to 1989-90
Guy Larose1990-91 to 1990-91
Luciano Borsato1990-91 to 1994-95
Jason Simon.....1996-97 to 1996-97
Martin Grenier.....2001-02 to 2001-02
Scott Pellerin2002-03 to 2002-03
Dave Scatchard.....2005-06 to 2006-07
Vernon Fiddler2009-10 to 2010-11

39

Randy Gilhen1986-87 to 1988-89
Doug Evans1989-90 to 1991-92
Mark Visheau1993-94 to 1993-94
Iain Fraser1995-96 to 1995-96
Pat Jablonski.....1996-97 to 1996-97
Brad Tiley1997-98 to 1998-99
Travis Green1999-00 to 2000-01
Erik Westrum.....2003-04 to 2003-04
Zbynek Michalek.....2005-06 to 2005-06
Niko Kapanen.....2007-08 to 2007-08
Garth Murray2008-09 to 2008-09
Brett MacLean.....2010-11 to 2010-11

40

Joel Baillargeon.....1986-87 to 1987-88
Steve Fletcher1988-89 to 1988-89
Bryan Marchment ...1988-89 to 1988-89
Evgeny Davydov1991-92 to 1991-92
Patrick DesRochers..2001-02 to 2002-03
Jean-Marc Pelletier..2002-03 to 2002-03
Mike Ricci.....2005-06 to 2006-07

41

Todd Fliche.....1987-88 to 1987-88
Paul Boutilier1987-88 to 1988-89
Viktor Tikhonov2008-09 to 2008-09
Mike Smith2011-12 to 2012-13

42

Matt Hervey.....1988-89 to 1988-89
Oleg Mikulchik.....1993-94 to 1994-95
Robert Esche.....1998-99 to 2001-02
Josh Tordjman.....2008-09 to 2008-09

43

Ravil Gusmanov.....1995-96 to 1995-96
Darcy Wakaluk1996-97 to 1996-97
Mike Stutzel2003-04 to 2003-04
Marc-Antoine Pouliot...2011-12 to 2011-12

44

Dave Babych1980-81 to 1985-86
Shawn Cronin.....1989-90 to 1991-92
Norm Maciver.....1995-96 to 1997-98
Andrei Vasilyev1998-99 to 1998-99
Andrei Nazarov.....2001-02 to 2003-04
Nick Boynton2006-07 to 2007-08
Kurt Sauer2008-09 to 2009-10
Chris Brown.....2012-13 to 2012-13

45

Craig Duncanson.....1990-91 to 1990-91
Anatoli Fedotov.....1992-93 to 1992-93
Jason Jaspers.....2001-02 to 2001-02
Brad Ference.....2002-03 to 2003-04

Dmitri Kalinin.....2008-09 to 2008-09

46

Brent Hughes.....1988-89 to 1989-90
Pat Jablonski.....1996-97 to 1996-97
J.F. Jomphe.....1998-99 to 1998-99

47

Todd Fliche.....1988-89 to 1988-89
Tony Joseph1988-89 to 1988-89
Tavis Hansen1994-95 to 1994-95
1996-97 to 1996-97
1998-99 to 1998-99

48

Jason Cirone1991-92 to 1991-92
Sean Gagnon.....1997-98 to 1998-99

49

Joe Dziedzic1998-99 to 1998-99
Jason Jaspers.....2001-02 to 2001-02
Brian Savage2001-02 to 2003-04
Alexandre Bolduc2011-12 to 2012-13

50

Rob Murray.....1991-92 to 1992-93
Craig Fisher1993-94 to 1993-94
Ravil Gusmanov.....1995-96 to 1995-96
Trevor Letowski.....1998-99 to 1998-99
Matt Watkins.....2011-12 to 2011-12
Antoine Vermette2011-12 to 2012-13

52

Dallas Eakins.....1992-93 to 1992-93
Jason Doig1995-96 to 1995-96
Martin Grenier2002-03 to 2002-03
Nolan Yonkman.....2010-11 to 2010-11

53

Derek Morris2005-06 to 2008-09
2009-10 to 2012-13

54

Daniel Briere.....1997-98 to 1997-98

55

Mark Osiecki1992-93 to 1992-93
Arto Blomsten1993-94 to 1994-95
Jason Doig1995-96 to 1998-99
Danny Markov2001-02 to 2002-03
Matt Jones2005-06 to 2005-06
Ed Jovanovski2006-07 to 2010-11

57

Goran Bezina.....2003-04 to 2003-04
60
Michal Grosek1993-94 to 1993-94

62

Jean-Guy Trudel.....1999-00 to 1999-00

63

Radoslav Suchy.....1999-00 to 1999-00

64

Darrin Shannon1991-92 to 1991-92
Wyatt Smith.....1999-00 to 1999-00

70

Kevin Sawyer.....1999-00 to 1999-00

71

Petteri Nokelainen.....2009-10 to 2009-10

72

Jeff Christian.....1997-98 to 1997-98

73

Steven Goertzen.....2008-09 to 2008-09

75

Michal Grosek1994-95 to 1995-96
Pete Vandermeer.....2007-08 to 2007-08

76

Travis Roche.....2006-07 to 2006-07

77

Cliff Ronning.....1996-97 to 1998-99
Chris Gratton.....2002-03 to 2003-04
Travis Roche.....2006-07 to 2006-07

81

Marcel Hossa2007-08 to 2007-08

86

Wojtek Wolski.....2009-10 to 2010-11

88

Peter Mueller.....2007-08 to 2009-10

89

Darren Turcotte1995-96 to 1995-96
Mike Comrie.....2003-04 to 2006-07
Mikkel Boedker2008-09 to 2012-13

90

Joé Juneau.....2000-01 to 2000-01
Enver Lisin.....2006-07 to 2006-07

91

Kris Draper1991-92 to 1992-93
Oleg Saprykin.....2005-06 to 2006-07
Kyle Turris.....2007-08 to 2011-12

92

Rick Tocchet.....1997-98 to 1997-98

93

Petr Nedved.....2005-06 to 2005-06

94

Sergei Berezin2001-02 to 2001-02
Yanic Perreault2006-07 to 2006-07

97

Jeremy Roenick.....1996-97 to 2000-01
Jeremy Roenick.....2006-07 to 2006-07

**RETIRED in honor of Jeremy Roenick,
Feb. 11, 2012**

99

Rick Dudley1980-81 to 1980-81
**RETIRED by the NHL in honor of Wayne
Gretzky, Apr. 18, 1999**

EXPANSION DRAFT SELECTIONS

1979

Pick	Overall	Player	Position	Birthdate	Drafted From
1	1	Peter Marsh	RW	Dec. 21, 1956	Montreal
2	8	Lindsay Middlebrook	G	Sept. 7, 1955	NY Rangers
3	9	Bobby Hull	LW	Jan. 3, 1939	Chicago
4	16	Al Cameron	D	Oct. 21, 1955	Detroit
5	17	Dave Hoyda	LW	May 20, 1957	Philadelphia
6	24	Jim Roberts	RW	June 8, 1956	Minnesota
7	25	Lorne Stamler	LW	Aug. 9, 1951	Toronto
8	32	Mark Heaslip	RW	Dec. 26, 1951	Los Angeles
9	33	Pierre Hamel	G	Sept. 16, 1952	Toronto
10	40	Gord McTavish	C	June 3, 1954	St. Louis
11	41	Gord Smith	D	Nov. 17, 1949	Washington
12	48	Clark Hamilton	LW	Jan. 12, 1955	Detroit
13	49	Jim Cunningham	LW	Aug. 15, 1956	Philadelphia
14	56	Dennis Abgrall	RW	Apr. 24, 1956	Los Angeles
15	57	Bill Riley	RW	Sept. 20, 1950	Washington
16	64	Gene Carr	LW	Sept. 17, 1951	Atlanta
17	65	Hilliard Graves	RW	Oct. 18, 1950	Vancouver

ENTRY DRAFT SELECTIONS

1979

Rnd	Overall	Player	Position	Birthdate	Drafted From
1	19	Jimmy Mann	RW	Apr. 17, 1959	Sherbrooke (QMJHL)
2	40	Dave Christian	C	May 12, 1959	U. of North Dakota (WCHA)
3	61	Bill Whelton	D	Aug. 28, 1959	Boston U. (H.E.)
4	82	Pat Daley	LW	Mar. 27, 1959	Montreal (QMJHL)
5	103	Thomas Steen	C	June 8, 1960	Leksand (Sweden)
6	124	Tim Watters	D	July 25, 1959	Michigan Tech Univ. (WCHA)

1980

Rnd	Overall	Player	Position	Birthdate	Drafted From
1	2	Dave Babych	D	May 23, 1961	Portland (WHL)
2	23	Moe Mantha	D	Jan. 21, 1961	Toronto (OHL)
3	44	Murray Eaves	C	May 10, 1960	U. of Michigan (CCHA)
4	65	Guy Fournier	C	Jan. 30, 1962	Shawinigan (QMJHL)
5	86	Glen Ostir	D	Jan. 14, 1961	Portland (WHL)
6	107	Ron Loustel	G	Mar. 7, 1962	Saskatoon (WHL)
7	128	Brian Mullen	LW	Mar. 16, 1962	New York Westsiders (MJHL)
7	135	Mike Lauen	RW	Feb. 9, 1961	Michigan Tech Univ. (WCHA)
8	149	Sandy Beadle	LW	July 12, 1960	Northeastern Univ. (H.E.)
9	170	Edward Christian	C	Jan. 4, 1962	Warroad H.S. (Minn.)
10	191	Dave Chartier	C	Feb. 15, 1961	Brandon (WHL)

1981

Rnd	Overall	Player	Position	Birthdate	Drafted From
1	1	Dale Hawerchuk	C	Apr. 4, 1963	Cornwall (QMJHL)
2	22	Scott Arniel	C/LW	Sept. 17, 1962	Cornwall (QMJHL)
3	43	Jyrki Seppa	D	Nov. 14, 1961	Ilves (Finland)
4	64	Kirk McCaskill	C	Apr. 9, 1961	U. of Vermont (ECAC)
5	85	Marc Behrend	G	Jan. 11, 1961	U. of Wisconsin (WCHA)
6	106	Bob O'Connor	G	Apr. 2, 1961	Boston College (H.E.)
7	127	Peter Nilsson	C	June 10, 1962	Hammarby (Sweden)
8	148	Dan McFall	C	Apr. 8, 1963	Buffalo Jr. Sabres
9	169	Greg Dick	G	Mar. 2, 1962	St. Marys H.S. (Minn.)
10	190	Vladimir Kadlec	D	Jan. 3, 1962	TJ Vitkovice (Czech.)
10	211	Dave Kirwin	D	May 10, 1963	Irondale H.S. (Minn.)



ENTRY DRAFT SELECTIONS

1982

Rnd	Overall	Player	Position	Birthdate	Drafted From
1	12	Jim Kyte	D	Mar. 21, 1964	Cornwall (OHL)
4	74	Tom Martin	LW	May 11, 1964	Kelowna (BC Tier II)
4	75	Dave Ellett	D	Mar. 30, 1964	Ottawa (Tier II)
5	96	Tim Mishler	C	Oct. 3, 1963	E. Grand Forks H.S. (Minn.)
7	138	Derek Ray	RW	Oct. 10, 1963	Seattle Jr. B (Tier II)
8	159	Guy Gosselin	D	Jan. 6, 1964	John Marshall H.S. (Minn.)
9	180	Tom Ward	D	Jan. 16, 1964	Richfield H.S. (Minn.)
10	201	Michael Savage	LW	Apr. 8, 1964	Sudbury (OHL)
11	222	Bob Shaw	RW	Feb. 6, 1964	Penticton (BCJHL)
12	243	Jan Ericsson	C/LW	Sept. 2, 1962	AIK (Sweden)

1983

Rnd	Overall	Player	Position	Birthdate	Drafted From
1	8	Andrew McBain	RW	Jan. 18, 1965	North Bay (OHL)
1	14	Bobby Dollas	D	Jan. 31, 1965	Laval (QHL)
2	29	Brad Berry	D	Apr. 1, 1965	St. Albert Jrs. (Tier II)
3	43	Peter Taglianetti	D	Aug. 15, 1963	Providence College (H.E.)
4	69	Bob Essensa	G	Jan. 14, 1965	Henry Carr H.S. (Ont.)
5	89	Harry Armstrong	D	Jan. 30, 1965	Dubuque Jrs. (Minn.)
6	109	Joel Baillargeon	LW	Oct. 6, 1964	Hull (QHL)
7	129	Iain Duncan	LW	Oct. 6, 1964	North York (Ont.)
8	149	Ron Pessetti	D	Apr. 3, 1963	Western Michigan (CCHA)
9	169	Todd Flichel	D	Sept. 14, 1964	Gloucester Jrs. (Tier II)
10	189	Cory Wright	RW	June 10, 1965	Dubuque Jrs. (Minn.)
11	209	Eric Cormier	LW	June 10, 1964	St. Georges (Que.)
12	229	Jamie Husgen	D	Oct. 13, 1964	Des Moines

1984

Rnd	Overall	Player	Position	Birthdate	Drafted From
2	30	Peter Douris	C	Feb. 19, 1966	U. of New Hampshire (H.E.)
4	68	Chris Mills	D	May 30, 1966	Bramalea Jr. B
4	72	Sean Clement	D	Feb. 26, 1966	Brockville Jr. A
5	93	Scott Schneider	C	May 18, 1965	Colorado College (WCHA)
5	99	Brent Severyn	D	Feb. 22, 1966	Seattle (WHL)
6	114	Gary Lorden	D	Jan. 17, 1966	Bishop Hendrickson H.S.
7	135	Luciano Borsato	C	Jan. 7, 1966	Bramalea Jr. B
8	156	Brad Jones	C	June 26, 1965	U. of Michigan (CCHA)
9	177	Gord Whitaker	RW	Jan. 24, 1966	Colorado College (WCHA)
10	197	Rick Frost	LW	June 5, 1965	Melville Jr. A
11	218	Mike Warus	RW	Nov. 16, 1964	Lake Superior College (CCHA)
12	238	Jim Edmonds	G	July 8, 1965	Cornell U. (ECAC)

1985

Rnd	Overall	Player	Position	Birthdate	Drafted From
1	18	Ryan Stewart	C	June 1, 1967	Kamloops (WHL)
2	39	Roger Ohman	D	June 5, 1967	Leksand (Sweden)
3	60	Daniel Berthiaume	G	Jan. 26, 1966	Chicoutimi (QMJHL)
4	81	Fredrik Olausson	D	Oct. 5, 1966	Farjestad (Sweden)
5	102	John Borrell	RW	Mar. 23, 1967	Burnsville H.S.
6	123	Danton Cole	C	Jan. 10, 1967	Aurora Jr. A
7	144	Brent Mowery	LW	Mar. 10, 1966	Summerland
8	165	Tom Draper	G	Nov. 22, 1966	U. of Vermont (ECAC)
9	186	Nevin Kardum	C	Mar. 30, 1967	Henry Carr H.S.
10	207	Dave Quigley	G	Jan. 17, 1965	U. of Moncton
11	228	Chris Norton	D	Apr. 11, 1965	Cornell U. (ECAC)
12	249	Anssi Melametsa	C	June 21, 1961	HIFK (Finland)

1986

Rnd	Overall	Player	Position	Birthdate	Drafted From
1	8	Pat Elynuik	RW	Oct. 30, 1967	Prince Albert (WHL)
2	29	Teppo Numminen	D	July 3, 1968	Tappara (Finland)
3	50	Esa Palosaari	RW	Jan. 16, 1968	Karpat (Finland)
4	71	Hannu Jarvenpaa	RW	May 19, 1963	Karpat (Finland)
5	92	Craig Endean	LW	Apr. 13, 1968	Seattle (WHL)
6	113	Robbie Bateman	RW	Jan. 2, 1968	St. Laurent H.S.
8	155	Frank Furlan	G	Mar. 8, 1968	Sherwood Park (Alberta)
9	176	Mark Green	C	Dec. 26, 1967	New Hampton
10	197	John Blue	G	Feb. 19, 1966	U. of Minnesota (WCHA)
11	218	Matt Cote	D	Jan. 19, 1966	Lake Superior (CCHA)
12	239	Arto Blomsten	D	Mar. 16, 1965	Djurgarden (Sweden)

ENTRY DRAFT SELECTIONS

1987

Rnd	Overall	Player	Position	Birthdate	Drafted From
1	16	Brian Marchment	D	May 1, 1969	Belleville (OHL)
2	37	Patrik Erickson	C	Mar. 13, 1969	Brynas (Sweden)
4	79	Don McLennan	D	Oct. 4, 1968	U. of Denver (WCHA)
5	96	Ken Gernander	C	June 30, 1969	Greenway H.S.
5	100	Darrin Amundson	C	Nov. 9, 1968	Duluth East H.S.
6	121	Joe Harwell	D	Nov. 21, 1968	Murray Hill H.S.
7	142	Tod Hartje	C	Feb. 27, 1968	Harvard U. (ECAC)
8	163	Markku Kyllonen	RW	Feb. 2, 1962	Karpat (Finland)
9	184	Jim Fernholz	RW	Mar. 16, 1969	White Bear Lake H.S.
11	226	Roger Rougelot	G	July 13, 1968	Madison Jrs.
12	247	Hans Goran Elo	G	June 27, 1966	Djurgarden (Sweden)

1988

Rnd	Overall	Player	Position	Birthdate	Drafted From
1	10	Teemu Selanne	RW	July 3, 1970	Jokerit (Finland)
2	31	Russell Romaniuk	LW	June 9, 1970	St. Boniface Jr. A
3	52	Stephane Beauregard	G	Jan. 10, 1968	St-Jean (QMJHL)
4	73	Brian Hunt	C	Feb. 12, 1969	Oshawa (OHL)
5	94	Anthony Joseph	RW	Mar. 1, 1969	Oshawa (OHL)
5	101	Benoit Lebeau	LW	June 4, 1968	Merrimack College
6	115	Ronald Jones	RW	Feb. 7, 1969	Windsor (OHL)
7	127	Markus Akerblom	C	Nov. 22, 1969	Bjorkloven (Sweden)
7	136	Jukka Marttila	D	Apr. 15, 1968	Tappara (Finland)
8	157	Mark Smith	C	Oct. 13, 1969	Trinity (USS)
9	178	Mike Helber	C	June 23, 1970	Ann Arbour (USS)
10	199	Pavel Kostichkin	C	Nov. 9, 1968	CSKA (USSR)
11	220	Kevin Heise	LW	Sept. 9, 1968	Lethbridge (WHL)
12	241	Kyle Galloway	D	Nov. 10, 1969	U. of Manitoba

1989

Rnd	Overall	Player	Position	Birthdate	Drafted From
1	4	Stu Barnes	C	Dec. 25, 1970	Tri-Cities (WHL)
2	25	Dan Ratushny	D	Oct. 29, 1970	Cornell U. (ECAC)
3	46	Jason Cirone	C	Feb. 21, 1971	Cornwall (OHL)
3	62	Kris Draper	C	May 24, 1971	Canadian National
4	64	Mark Brownschidle	D	Oct. 26, 1970	Boston U. (H.E.)
4	69	Alain Roy	G	Feb. 6, 1970	Harvard U. (ECAC)
6	109	Dan Bylsma	LW	Sept. 19, 1970	Bowling Green (CCHA)
7	130	Pekka Peltola	RW	June 24, 1965	HPK (Finland)
7	131	Doug Evans	D	July 12, 1971	Michigan U. (CCHA)
8	151	Jim Solly	C	Mar. 19, 1970	Bowling Green (CCHA)
9	172	Stephane Gauvin	LW	Apr. 16, 1970	Cornell U. (ECAC)
10	193	Joe Larson	C	Aug. 17, 1970	Minnetonka (USS)
11	214	Bradley Podiak	LW	Mar. 26, 1971	Wayzata (USS)
12	235	Evgeny Davydov	RW	May 27, 1967	CSKA (USSR)
12	240	Sergei Kharin	RW	Feb. 20, 1963	Krylja Sovetov (USSR)

1990

Rnd	Overall	Player	Position	Birthdate	Drafted From
1	19	Keith Tkachuk	LW	Mar. 28, 1972	Malden Catholic (USS)
2	35	Mike Muller	D	Sept. 18, 1971	Wayzata (USS)
4	74	Roman Meluzin	RW	June 17, 1972	Zetor (Czech.)
4	75	Scott Levins	RW	Jan. 30, 1970	Tri-City (WHL)
4	77	Alexei Zhamnov	C	Oct. 1, 1970	Dynamo Moscow (USSR)
5	98	Craig Martin	RW	Jan. 21, 1971	Hull (QMJHL)
6	119	Daniel Jardeyr	D	May 28, 1971	Uppsala (Sweden)
7	140	John Lilley	C	Aug. 3, 1972	Cushing Academy (USS)
8	161	Henrik Andersson	D	Jan. 19, 1970	Vasteras (Sweden)
9	182	Rauli Raitanen	C	Jan. 14, 1970	Assat (Finland)
10	203	Mika Alatalo	LW	June 11, 1971	Kookoo (Finland)
11	224	Sergei Selyanin	D	Oct. 20, 1966	Khimik (USSR)
12	245	Keith Morris	C	Apr. 24, 1971	Alaska-Anchorage (NCAA)



ENTRY DRAFT SELECTIONS

1991

Rnd	Overall	Player	Position	Birthdate	Drafted From
1	5	Aaron Ward	D	Jan. 17, 1973	Michigan Univ. (CCHA)
3	49	Dmitri Filimonov	D	Oct. 14, 1971	Dynamo Moscow (USSR)
5	91	Juha Ylonen	C	Feb. 13, 1972	Kiekko-Espoo (Finland)
5	99	Yan Kaminsky	LW	July 28, 1971	Dynamo Moscow (USSR)
6	115	Jeff Sebastian	D	Nov. 21, 1971	Seattle (WHL)
8	159	Jeff Ricciardi	D	June 22, 1971	Ottawa (OHL)
9	181	Sean Gauthier	G	Mar. 28, 1971	Kingston (OHL)
10	203	Igor Ulanov	D	Oct. 1, 1969	Khimik (USSR)
11	225	Jason Jennings	RW	Mar. 16, 1971	Western Michigan (CCHA)
12	247	Sergei Sorokin	D	Oct. 2, 1969	Dynamo Moscow (USSR)

1992

Rnd	Overall	Player	Position	Birthdate	Drafted From
1	17	Sergei Bautin	D	Mar. 11, 1967	Dynamo Moscow (CIS)
2	27	Boris Mironov	D	Mar. 21, 1972	CSKA (CIS)
3	60	Jeremy Stevenson	LW	July 28, 1974	Cornwall (OHL)
4	84	Mark Visheau	D	June 27, 1973	London (OHL)
6	132	Alexander Alexeyev	D	Mar. 21, 1974	Sokol (CIS)
7	155	Artur Oktyabrev	D	Nov. 26, 1973	CSKA (CIS)
7	156	Andrei Raisky	C	Mar. 30, 1970	Torpedo Ust-Kamenogorsk (CIS)
9	204	Nikolai Khabibulin	G	Jan. 13, 1973	CSKA (CIS)
10	228	Yevgeny Garanin	C	Aug. 3, 1973	Khimik (CIS)
10	229	Teemu Numminen	C	Dec. 23, 1973	Stoneham (USS)
11	252	Andrei Karpovtsev	LW	Feb. 25, 1974	Dynamo-2 Moscow (CIS)
11	254	Ivan Vologzhaninov	RW	Apr. 7, 1974	Sokol (CIS)

1993

Rnd	Overall	Player	Position	Birthdate	Drafted From
1	15	Mats Lindgren	C	Oct. 1, 1974	Skelleftea (Sweden)
2	31	Scott Langkow	G	Apr. 21, 1975	Portland (WHL)
2	43	Alexei Budayev	C	Apr. 24, 1975	Kristall Elektrostal (CIS)
4	79	Ruslan Batyrshin	D	Feb. 19, 1975	Dynamo-2 Moscow (CIS)
4	93	Ravil Gusmanov	RW	July 25, 1972	Traktor (CIS)
5	119	Larry Courville	LW	Apr. 2, 1975	Newmarket (OHL)
6	145	Michal Grosek	LW	June 1, 1975	ZPS Zlin (Czech Republic)
7	171	Martin Woods	D	May 14, 1975	Victoriaville (QMJHL)
8	197	Adrian Murray	D	Sept. 14, 1975	Newmarket (OHL)
9	217	Vladimir Potapov	RW	June 21, 1975	Kristall Elektrostal (CIS)
9	223	Ilya Stashenkov	D	Aug. 26, 1974	Krylja Sovetov (CIS)
9	228	Harijs Vitolinsh	C	Apr. 30, 1968	Chur (Switzerland)
11	285	Russ Hewson	LW	Jan. 12, 1975	Swift Current (WHL)

1994

Rnd	Overall	Player	Position	Birthdate	Drafted From
2	30	Deron Quint	D	Mar. 24, 1976	Seattle (WHL)
3	56	Dorian Anneck	C	Apr. 24, 1976	Victoria (WHL)
3	58	Tavis Hansen	C	June 17, 1975	Tacoma (WHL)
4	82	Steve Cheredaryk	D	Nov. 20, 1975	Medicine Hat (WHL)
5	108	Craig Mills	RW	Aug. 27, 1976	Belleville (OHL)
6	143	Steve Vezina	G	Oct. 25, 1975	Beauport (QMJHL)
6	146	Chris Kibermanis	D	Mar. 24, 1976	Red Deer (WHL)
8	186	Ramil Saifullin	C	Apr. 8, 1976	Avangard (CIS)
9	212	Henrik Smangs	G	Jan. 19, 1976	Leksand (Sweden)
10	238	Mike Mader	D	Nov. 7, 1975	Loomis (USS)
11	264	Jason Issel	LW	Mar. 1, 1976	Prince Albert (WHL)

1995

Rnd	Overall	Player	Position	Birthdate	Drafted From
1	7	Shane Doan	RW	Oct. 10, 1976	Kamloops (WHL)
2	32	Marc Chouinard	C	May 6, 1977	Beauport (QMJHL)
2	34	Jason Doig	D	Jan. 29, 1977	Laval (QMJHL)
3	67	Brad Isbister	RW	May 7, 1977	Portland (WHL)
4	84	Justin Kurtz	D	Jan. 14, 1977	Brandon (WHL)
5	121	Brian Elder	G	June 8, 1976	Brandon (WHL)
6	136	Sylvain Daigle	G	Oct. 20, 1976	Shawinigan (QMJHL)
7	162	Paul Traynor	D	Sept. 14, 1977	Kitchener (OHL)
8	188	Jaroslav Obsut	D	Sept. 3, 1976	N. Battleford (SJHL)
8	189	Fredrik Loven	C	Mar. 14, 1977	Djurgarden (Sweden)
9	214	Rob DeCiantis	C	June 11, 1977	Kitchener (OHL)

ENTRY DRAFT SELECTIONS

1996

Rnd	Overall	Player	Position	Birthdate	Drafted From
1	11	Dan Focht	D	Dec. 31, 1977	Tri-City (WHL)
1	24	Daniel Briere	C	Oct. 6, 1977	Drummondville (QMJHL)
3	62	Per-Anton Lundstrom	D	Sept. 29, 1977	Mo Do (Sweden)
5	119	Richard Lintner	D	Nov. 15, 1977	Trencin Jr. (Slovakia Jrs.)
6	139	Robert Esche	G	Jan. 22, 1978	Detroit (OHL)
7	174	Trevor Letowski	C	Apr. 5, 1977	Sarnia (OHL)
8	200	Nicholas Lent	RW	June 10, 1977	Omaha Jr. A (USHL)
9	226	Marc-Etienne Hubert	C	Apr. 20, 1978	Laval (QMJHL)

1997

Rnd	Overall	Player	Position	Birthdate	Drafted From
2	43	Juha Gustafsson	D	Apr. 26, 1979	Keikko-Espoo (Finland)
4	96	Scott McCallum	D	Feb. 15, 1979	Tri-City (WHL)
5	123	Curtis Suter	D	Aug. 5, 1979	Spokane (WHL)
6	151	Robert Francz	LW	Mar. 30, 1978	Peterborough (OHL)
8	207	Alex Andreyev	D	Sept. 14, 1979	Weyburn (SJHL)
9	233	Wyatt Smith	C	Feb. 13, 1977	U. of Minnesota (WCHA)

1998

Rnd	Overall	Player	Position	Birthdate	Drafted From
1	14	Patrick DesRochers	G	Oct. 27, 1979	Sarnia (OHL)
2	43	Ossi Vaananen	D	Aug. 8, 1980	Jokerit Jr. (Finland Jr.)
3	73	Pat O' Leary	C	Sept. 2, 1979	Armstrong HS (USHSW)
4	100	Ryan Vanbuskirk	D	Jan. 12, 1980	Sarnia (OHL)
5	115	Jay Leach	D	Sept. 2, 1979	Providence College (H.E.)
5	116	Josh Blackburn	G	Nov. 13, 1978	Lincoln (USHL Jr. A)
5	129	Robert Schnabel	D	Nov. 10, 1978	Red Deer (WHL)
6	160	Rickard Wallin	C	Apr. 19, 1980	Farjestad Jr. (Swe. Jr.)
7	187	Erik Westrum	C	July 26, 1979	Minnesota (WCHA)
8	214	Justin Hansen	RW	June 11, 1980	Moose Jaw (WHL)

1999

Rnd	Overall	Player	Position	Birthdate	Drafted From
1	15	Scott Kelman	C	May 7, 1981	Seattle (WHL)
1	19	Kirill Safronov	D	Feb. 26, 1981	St. Petersburg (Russian Sr.)
2	53	Brad Ralph	LW	Oct. 17, 1980	Oshawa (OHL)
3	71	Jason Jaspers	C	Apr. 8, 1981	Sudbury (OHL)
4	116	Ryan Lauzon	C	Oct. 8, 1980	Hull (QMJHL)
4	123	Preston Mizzi	C	Dec. 22, 1980	Peterborough (OHL)
6	168	Erik Lewerstrom	D	May 28, 1980	Grums (Sweden)
8	234	Goran Bezina	D	Mar. 21, 1980	HC Fribourg-Gotteron (Swiss)
9	262	Alexei Litvinenko	D	Mar. 7, 1980	Torpedo (Kzak)

2000

Rnd	Overall	Player	Position	Birthdate	Drafted From
1	19	Krystofer Kolanos	C	July 27, 1981	Boston College (H.E.)
2	53	Alexander Tatarinov	RW	Apr. 14, 1982	Yaroslavl 2 (Russia)
3	85	Ramzi Abid	LW	Mar. 24, 1980	Halifax (QMJHL)
5	160	Nate Kiser	D	May 4, 1982	Plymouth (OHL)
6	186	Brent Gauvreau	C	June 29, 1980	Oshawa (OHL)
7	217	Igor Samoilov	D	Jan. 23, 1982	Yaroslavl (Russia)
8	249	Sami Venalainen	RW	Oct. 14, 1981	Tappara Jr. (Finland)
9	281	Peter Fabus	C	July 15, 1979	Dukla Trencin (Slovakia)

2001

Rnd	Overall	Player	Position	Birthdate	Drafted From
1	11	Fredrik Sjostrom	RW	May 6, 1983	Frolunda (Sweden)
2	31	Matthew Spiller	D	Feb. 7, 1983	Seattle (WHL)
2	45	Martin Podlesak	C	Sept. 26, 1982	Lethbridge (WHL)
3	78	Beat Forster	D	Feb. 2, 1983	Davos (Swiss)
5	148	David Klema	C	Apr. 3, 1982	Des Moines (USHL)
6	180	Scott Polaski	RW	Aug. 4, 1982	Sioux City (USHL)
7	210	Steve Belanger	G	May 20, 1983	Kamloops (WHL)
8	243	Frantisek Lukes	LW	Sept. 25, 1982	Toronto (OHL)
9	273	Severin Blindenbacher	D	Mar. 15, 1983	Kloten (Swiss)



ENTRY DRAFT SELECTIONS

2002

Rnd	Overall	Player	Position	Birthdate	Drafted From
1	19	Jakub Koreis	C	June 26, 1984	Plezen (CZE)
1	23	Ben Eager	LW	Jan. 22, 1984	Oshawa (OHL)
2	46	David LeNeveu	G	May 23, 1983	Cornell University (ECAC)
3	70	Joe Callahan	D	Dec. 20, 1982	Yale University (ECAC)
3	80	Matt Jones	D	Aug. 8, 1983	North Dakota (WCHA)
4	97	Lance Monych	RW	July 25, 1984	Brandon (WHL)
5	132	John Zeiler	RW	Nov. 21, 1982	Sioux City (USHL)
6	186	Jeff Pietrasiak	G	Apr. 5, 1983	Berkshire (USHSE)
7	216	Ladislav Kouba	LW	Sept. 10, 1983	Red Deer (WHL)
8	249	Marcus Smith	D	Jan. 14, 1983	Kitchener (OHL)
9	280	Russell Spence	C	Jan. 1, 1982	Opaskwayak (OCN) (MJHL)

2003

Rnd	Overall	Player	Position	Birthdate	Drafted From
3	77	Tyler Redenbach	C/LW	Sept. 25, 1984	Swift Current (WHL)
3	80	Dmitri Pestunov	C	Jan. 22, 1985	Magnitogorsk (Russia)
4	115	Liam Lindstrom	C	Jan. 12, 1985	Mora (Sweden)
6	178	Ryan Gibbons	RW	Jan. 1, 1985	Seattle (WHL)
7	208	Randall Gelech	C/RW	Feb. 2, 1984	Kelowna (WHL)
8	242	Eduard Lewandowski	LW	May 3, 1980	Koln (Germany)
9	272	Sean Sullivan	D	Mar. 29, 1984	St. Sebastian's (USHSE)
9	290	Loic Burkhalter	C	Feb. 11, 1980	Ambri (Swiss)

2004

Rnd	Overall	Player	Position	Birthdate	Drafted From
1	5	Blake Wheeler	RW	Aug. 31, 1986	Breck (USHSW)
2	35	Logan Stephenson	D	Feb. 19, 1986	Tri-City (WHL)
2	50	Enver Lisin	RW	Apr. 22, 1986	Saratov (Russia)
4	103	Roman Tomanek	RW	Jan. 28, 1986	Povazka Bystrica (Slovakia)
4	119	Kevin Porter	C/LW	Mar. 12, 1986	US National Under-18 (USA)
6	168	Kevin Cormier	LW	Jan. 27, 1986	Moncton Jr A (MJHL)
7	199	Chad Kolarik	C	Jan. 26, 1986	US National Under-18 (USA)
8	240	Aaron Gagnon	C	Apr. 24, 1986	Seattle (WHL)
9	261	William Engasser	LW	Sept. 25, 1985	Blake (USHSW)
9	265	Daniel Winnik	C/LW	Mar. 6, 1985	New Hampshire (H.E.)

2005

Rnd	Overall	Player	Position	Birthdate	Drafted From
1	17	Martin Hanzal	C	Feb. 20, 1987	Budejovice Jr. (Czech Rep.)
2	59	Pier-Olivier Pelletier	G	Apr. 8, 1987	Drummondville (QMJHL)
4	105	Keith Yandle	D	Sept. 9, 1986	Cushing Academy (USHSE)
5	148	Anton Krysanov	C	Mar. 25, 1987	Togliatti (Russia)
7	212	Pat Brosnihan	RW	Aug. 20, 1986	Worcester Academy (USHSE)

2006

Rnd	Overall	Player	Position	Birthdate	Drafted From
1	8	Peter Mueller	C	Apr. 14, 1988	Everett (WHL)
1	29	Chris Summers	D	Feb. 5, 1988	US National Under-18 (USA)
3	88	Jonas Ahnelov	D	Dec. 11, 1987	Frolunda (Sweden)
5	130	Brett Bennett	G	Mar. 8, 1988	US National Under-18 (USA)
5	131	Martin Latal	RW	Mar. 17, 1988	Kladno (Czech Rep.)
5	152	Jordan Bendfeld	D	Feb. 9, 1988	Medicine Hat (WHL)
7	188	Chris Frank	D	Jan. 8, 1986	Western Michigan (CCHA)
7	196	Benn Ferriero	C/RW	Apr. 29, 1987	Boston College (H-East)

2007

Rnd	Overall	Player	Position	Birthdate	Drafted From
1	3	Kyle Turris	C	Aug. 14, 1989	Burnaby (BCHL)
1	30	Nick Ross	D	Feb. 10, 1989	Regina (WHL)
2	32	Brett MacLean	LW	Dec. 24, 1988	Oshawa (OHL)
2	36	Joel Gistedt	G	Dec. 7, 1987	Uddevalla (Sweden)
4	103	Vladimir Ruzicka	C	Feb. 17, 1989	Slavia (Czech Republic)
5	123	Maxim Goncharov	D	June 15, 1989	CSKA 2 (Russia)
6	153	Scott Darling	G	Dec. 22, 1988	Capital Dist. (EJHL)

ENTRY DRAFT SELECTIONS

2008

Rnd	Overall	Player	Position	Birthdate	Drafted From
1	8	Mikkel Boedker	RW	Dec. 16, 1989	Kitchener (OHL)
1	28	Viktor Tikhonov	RW	May 12, 1988	Cherepovets (Russia)
2	49	Jared Staal	RW	Aug. 21, 1990	Sudbury (OHL)
3	69	Michael Stone	D	June 7, 1990	Calgary (WHL)
3	76	Mathieu Brodeur	D	June 21, 1990	Cape Breton (QMJHL)
4	99	Colin Long	C	June 19, 1989	Kelowna (WHL)
6	159	Brett Hextall	RW	Apr. 2, 1988	Penticton (BCHL)
7	189	Tim Billingsley	D	Jan. 17, 1990	Mississauga St. Michael's (OHL)

2009

Rnd	Overall	Player	Position	Birthdate	Drafted From
1	6	Oliver Ekman-Larsson	D	July 17, 1991	Leksand (Sweden-2)
2	36	Chris Brown	RW	Feb. 3, 1991	U.S. Under-18 (NTDP)
3	91	Michael Lee	G	Oct. 5, 1990	Fargo (USHL)
4	97	Jordan Szwarz	RW	May 14, 1991	Saginaw (OHL)
4	105	Justin Weller	D	July 26, 1991	Red Deer (WHL)
6	157	Evan Bloodoff	LW	Nov. 21, 1990	Kelowna (WHL)

2010

Rnd	Overall	Player	Position	Birthdate	Drafted From
1	13	Brandon Gormley	D	Feb. 18, 1992	Moncton (QMJHL)
1	27	Mark Visentin	G	Aug. 7, 1992	Niagara (OHL)
2	52	Philip Lane	RW	May 29, 1992	Brampton (OHL)
2	57	Oscar Lindberg	C	Oct. 29, 1991	Skelleftea (Sweden)
5	138	Louis Domingue	G	Mar. 6, 1992	Quebec (QMJHL)

2011

Rnd	Overall	Player	Position	Birthdate	Drafted From
1	20	Connor Murphy	D	Mar. 26, 1993	U.S. NTDP (USHL)
2	51	Alexander Ruutu	C	Dec. 9, 1992	Jokerit (SM-liiga)
2	56	Lucas Lessio	LW	Jan. 23, 1993	Oshawa (OHL)
3	84	Harrison Ruopp	D	Mar. 17, 1993	Prince Albert (WHL)
4	111	Kale Kessy	LW	Dec. 4, 1992	Medicine Hat (WHL)
5	141	Darian Dziurzynski	LW	Mar. 30, 1992	Saskatoon (WHL)
6	155	Andrew Fritsch	RW	Mar. 24, 1993	Owen Sound (OHL)
7	196	Zac Larraza	LW	Feb. 25, 1993	U.S. NTDP (USHL)

2012

Rnd	Overall	Player	Position	Birthdate	Drafted From
1	27	Henrik Samuelsson	RW	Feb. 7, 1994	Edmonton (WHL)
2	58	Jordan Martinook	C	July 25, 1992	Vancouver (WHL)
3	88	James Melindy	D	Dec. 11, 1993	Moncton (QMJHL)
4	102	Rhett Holland	D	Sept. 25, 1993	Okotoks (AJHL)
5	148	Niklas Tikkinen	D	June 1, 1994	Espoo (FIN)
6	178	Hunter Fejes	LW	May 31, 1994	Shattuck St. Mary's (MN-HS)
7	184	Marek Langhamer	G	July 22, 1994	HC Pardubice (Czech)
7	208	Justin Hache	D	Jan. 10, 1994	Shawinigan (QMJHL)

2013

Rnd	Overall	Player	Position	Birthdate	Drafted From
1	12	Max Domi	C/LW	Mar. 2, 1995	London (OHL)
2	39	Laurent Dauphin	C	Mar. 27, 1995	Chicoutimi (QMJHL)
3	62	Yan-Pavel Laplante	C	Apr. 23, 1995	Prince Edward (QMJHL)
5	133	Connor Clifton	D	Apr. 28, 1995	USA U-18 (USHL)
6	163	Brendan Burke	G	Mar. 11, 1995	Portland (WHL)
7	193	Jedd Soleway	RW	May 12, 1994	Penticton (BCHL)



PLAYER TRANSACTIONS

1979

- June 5 Morris Lukowich reclaimed by Pittsburgh prior to the Expansion Draft.
- June 9 Morris Lukowich claimed as a priority selection.
- June 9 Barry Long reclaimed by Detroit prior to the Expansion Draft.
- June 9 Campbell reclaimed by St. Louis from Winnipeg prior to the Expansion Draft.
- June 9 Scott Campbell claimed as priority selection by Winnipeg.
- June 9 Bobby Hull reclaimed by Chicago prior to the Expansion Draft.
- June 13 17 players claimed in the NHL Expansion Draft: Peter Marsh (Montreal), Lindsay Middlebrook (NY Rangers), Bobby Hull (Chicago), Al Cameron (Detroit), Dave Hoyda (Philadelphia), Jim Roberts (Minnesota), Lorne Stamler (Toronto), Mark Heaslip (Los Angeles), Pierre Hamel (Toronto), Gord McTavish (St. Louis), Gord Smith (Washington), Clark Hamilton (Detroit), Jim Cunningham (Philadelphia), Dennis Abgrall (Los Angeles), Bill Riley (Washington), Gene Carr (Atlanta), and Hilliard Graves (Vancouver).
- June 28 Barry Melrose acquired from Quebec for Jamie Hislop and Barry Legge.
- July 25 Wayne Dillion acquired from NY Rangers for future considerations.
- Oct. 4 Ron Wilson acquired from Montreal for cash.

1980

- Feb. 27 Kris Manery claimed on waivers from Vancouver.
- Feb. 27 Bobby Hull traded to Hartford for future considerations.
- May 22 Doug Smail signed as a free agent.
- May 26 Barry Legge acquired from Quebec for cash.
- June 19 Rick Bowness acquired from St. Louis for Craig Norwich.
- Sept. 26 Norm Dupont acquired from Montreal for a 2nd round draft choice (David Maley) in 1982.
- Oct. 8 Danny Geoffrion acquired from Quebec for cash.
- Oct. 31 Barry Long acquired from Detroit for cash.
- Nov. 30 Barry Melrose claimed on waivers by Toronto.
- Dec. 1 Doug Lecuyer and Tim Trimper acquired from Chicago for Peter Marsh.
- Dec. 2 Richard Mulhern traded to Toronto for cash.

1981

- Jan. 12 Rick Dudley claimed on waivers from Buffalo.
- Feb. 10 Michel Dion acquired from Quebec for cash.
- July 2 Bryan Maxwell, Ed Staniowski and Paul MacLean acquired from St. Louis for Scott Campbell and John Markell.
- July 15 Lucien DeBlois acquired from Colorado for Brent Ashton and a 3rd round draft choice (Dave Kasper) in 1982.
- July 31 Lindsay Middlebrook traded to Minnesota for cash.
- Sept. 8 Doug Soetaert acquired from NY Rangers for a 3rd draft round choice (Vesa Salo) in 1983.
- Oct. 5 Serge Savard claimed from Montreal in Waiver Draft.
- Oct. 5 Craig Levie claimed from Montreal in Waiver Draft.

1982

- May 5 Brian Hayward signed as a free agent.
- Oct. 4 Doug Lecuyer claimed by Pittsburgh in Waiver Draft.

1983

- Mar. 7 Laurie Boschman acquired from Edmonton for Willy Lindstrom.
- June 8 Dave Christian traded to Washington for 1st round draft choice (Bobby Dollas) in 1983.
- July 4 Norm Dupont traded to Hartford for 4th round draft choice (Chris Mills) in 1984.
- Aug. 3 Tim Young acquired from Minnesota for Craig Levie and the rights to Tom Ward.
- Nov. 4 Robert Picard acquired from Montreal for 3rd round draft choice (Patrick Roy) in 1984.
- Nov. 10 Mike Veisor acquired from Hartford for Ed Staniowski.

1984

- Jan. 12 Jordy Douglas acquired from Minnesota for Tim Trimper.
- Feb. 6 Jimmy Mann traded to Quebec for 5th round draft choice (Brent Severyn) in 1984.
- Mar. 5 Randy Carlyle acquired from Pittsburgh for 1st round draft choice (Doug Bodger) in 1984 and future considerations (Moe Mantha).
- May 1 Moe Mantha traded to Pittsburgh as future considerations in previous trade (Mar. 5, 1984).
- June 13 Perry Turnbull acquired from Montreal for Lucien DeBlois.
- Oct. 9 Mark Holden acquired from Montreal for Doug Soetaert.
- Oct. 16 Tim Young traded to Philadelphia for future considerations.

1985

- Feb. 4 Jim Nill acquired from Boston for Morris Lukowich.
- Sept. 27 Eldon Reddick signed as a free agent.
- Nov. 21 Ray Neufeld acquired from Hartford for Dave Babych.
- Nov. 27 Mario Marois acquired from Quebec for Robert Picard.

1986

- Jan. 31 Bill Derlago acquired from Boston for Wade Campbell.
- June 21 Gilles Hamel acquired from Buffalo for Scott Arniel.
- July 3 Murray Eaves traded to Edmonton for future considerations.
- Aug. 19 Steve Penney and the rights to Jan Ingman acquired from Montreal for Brian Hayward.

1987

- Jan. 5 Bill Derlago traded to Quebec 4th round draft choice (Mark Brownschilde) in 1989.
- Jan. 8 Steve Rooney acquired from Montreal for 3rd round draft choice (Francois Gravel) in 1987.
- June 5 Perry Turnbull traded to St. Louis for 5th round draft choice (Ken Gernander) in 1987.
- June 8 Brian Mullen traded to NY Rangers with 10th round draft choice (Brett Barnett) in 1987 for 5th round choice (Benoit Lebeau) in 1988 and 3rd round draft choice (Denny Felsner) in 1989.
- July 16 Guy Larose signed as a free agent.
- Dec. 16 Paul Boutilier acquired from NY Rangers for future considerations.
- Dec. 17 Stu Kulak acquired from Quebec for Bobby Dollas.

1988

- Jan. 11 Mark Kumpel acquired from Detroit for Jim Nill.
- Jan. 14 Alfie Turcotte acquired from Montreal for future considerations.
- June 13 Brent Ashton acquired from Detroit for Paul MacLean.
- July 15 Steve Fletcher signed as a free agent.
- July 19 Alain Chevrier acquired from New Jersey with 7th round draft choice (Doug Evans) in 1989 for Steve Rooney and 3rd round draft choice (Brad Bombardir) in 1990.
- July 29 Joel Baillargeon traded to Quebec for future considerations.
- Sept. 29 Peter Douris traded to St. Louis for 12th round draft choice (Sergei Kharin) in 1989, 4th round draft choice (Scott Levins) in 1990 and Kent Carlson.
- Oct. 3 Dave Hunter claimed from Edmonton in Waiver Draft.
- Nov. 25 Paul Fenton acquired from Los Angeles for Gilles Hamel.
- Dec. 6 Gord Donnelly acquired from Quebec for Mario Marois.
- Dec. 12 Steve Fletcher traded to Philadelphia for future considerations.
- Dec. 30 Moe Lemay acquired from Boston for Ray Neufeld.

PLAYER TRANSACTIONS

1989

- Jan. 14 Dave Hunter claimed on waivers by Edmonton.
- Jan. 19 Alain Chevrier traded to Chicago for 4th round draft choice (Allain Roy) in 1989.
- June 17 Randy Cunneynworth, Rick Tabaracci and Dave McLlwain acquired from Pittsburgh for Jim Kyte, Andrew McBain and Randy Gilhen.
- June 17 Greg Paslawski and 3rd round draft choice (Kris Draper) in 1989 acquired from St. Louis for 3rd round draft choice (Denny Felsner) in 1989 and 2nd round draft choice (Steve Staios) in 1991.
- July 21 Shawn Cronin acquired from Philadelphia for future considerations.
- Sept. 28 Eldon Reddick traded to Edmonton for future considerations.
- Nov. 30 Phil Sykes acquired from Los Angeles for Brad Jones.
- Dec. 13 Paul MacDermid acquired from Hartford for Randy Cunneynworth.

1990

- Jan. 22 Doug Evans acquired from St. Louis for Ron Wilson.
- Jan. 22 Daniel Berthiaume traded to Minnesota for future considerations.
- June 9 Phil Housley, Scott Arniel, Jeff Parker and 1st round draft choice (Keith Tkachuk) in 1990 acquired from Buffalo for Dale Hawerchuk and 1st round draft choice (Brad May) in 1990.
- July 10 Simon Wheeldon acquired from NY Rangers for Brian McReynolds.
- Sept. 6 Laurie Boschman traded to New Jersey for Bob Brooke.
- Sept. 6 Craig Duncanson acquired from Minnesota for Brian Hunt.
- Sept. 30 Peter Taglianetti traded to Minnesota for future considerations.
- Nov. 7 Don Barber acquired from Minnesota for Doug Smail.
- Nov. 10 Eddie Olczyk and Mark Osborne acquired from Toronto for Dave Ellett and Paul Fenton.
- Dec. 14 Mike Eagles acquired from Chicago for 4th round draft choice (Igor Kravchuk) in 1991.

1991

- Jan. 22 Rudy Poeschek acquired from NY Rangers for Guy Larose.
- Feb. 4 Greg Paslawski traded to Buffalo for future considerations.
- Feb. 28 Tom Draper traded to St. Louis for future considerations (Jim Vesey).
- May 21 Bob Joyce, Kent Paynter and Tyler Larter acquired from Washington for Brent Hughes, Craig Duncanson and Simon Wheeldon.
- May 24 Jim Vesey acquired from St. Louis as future considerations in previous trade (Feb. 28, 1991).
- May 24 Tom Draper acquired from St. Louis for future considerations.
- May 30 Tyler Larter claimed by Minnesota in Expansion Draft.
- May 31 Rob Murray and future considerations acquired from Minnesota for 7th round draft choice (Geoff Finch) in 1991 and future considerations.
- June 20 Jim Vesey traded to Boston for future considerations.
- June 22 Tom Draper traded to Buffalo for 7th round draft choice (Artur Oktyabrev) in 1992.
- July 16 Troy Murray and Warren Rychel acquired from Chicago for Bryan Marchment and Chris Norton.
- Oct. 11 Dean Kennedy, Mike Hartman and Darrin Shannon acquired from Buffalo for Dave McLlwain, Gord Donnelly, 5th round draft choice (Yuri Khmylev) in 1992 and future considerations.
- Oct. 15 Tony Joseph traded to Minnesota for Tyler Larter.
- Oct. 22 Sergei Kharin traded to Quebec for Shawn Anderson.
- Oct. 23 Shawn Anderson traded to Washington for future considerations.
- Oct. 29 Petri Skriko acquired from Boston for Brent Ashton.
- Nov. 12 Don Barber claimed on waivers by Quebec.
- Nov. 22 Scott Arniel traded to Boston for future considerations.
- Nov. 26 Mario Marois acquired from St. Louis for future considerations.
- Dec. 30 Tony Joseph and future considerations acquired from Minnesota for Warren Rychel.

1992

- Jan. 10 Aaron Broten signed as a free agent.
- Feb. 27 Moe Mantha traded to Philadelphia for future considerations.
- Mar. 2 Mike Lalor acquired from Washington for Paul MacDermid.
- Mar. 10 Lucien DeBlois acquired from Toronto for Mark Osborne.
- June 10 Daniel Berthiaume acquired from Boston for Doug Evans.
- June 15 Christian Ruutu acquired from Buffalo for Stephane Beauregard.
- June 18 Mike Hartman claimed by Tampa Bay in Expansion Draft.
- June 19 Danton Cole traded to Tampa Bay for future considerations.
- Aug. 6 Alan Kerr signed as a free agent.
- Aug. 10 Stephane Beauregard acquired from Chicago for Christian Ruutu.
- Aug. 25 Shawn Cronin traded to Quebec for Dan Lambert.
- Oct. 1 Stephane Beauregard traded to Philadelphia for future considerations.
- Oct. 1 John Druce and 4th round draft choice (John Jakopin) in 1993 acquired from Washington for Pat Elynuik.
- Nov. 14 Andy Brickley signed as a free agent.
- Dec. 28 Tie Domi and Kris King acquired from NY Rangers for Eddie Olczyk.

1993

- Feb. 20 Mark Osiecki claimed on waivers from Ottawa.
- Feb. 21 Troy Murray traded to Chicago for Steve Bancroft and future considerations.
- Mar. 15 Rights to Dimitri Filimonov traded to Ottawa for 4th round draft choice (Ruslan Batyrshin) in 1993.
- Mar. 20 Mark Osiecki and 10th round draft choice (Bill Lang) in 1993 traded to Minnesota for 9th round draft choice (Vladimir Potatov) in 1993.
- Mar. 22 Dan Ratushny traded to Vancouver for 9th round draft choice (Harijs Vitolinsh) in 1993.
- Mar. 22 Jim Hrivnak and 2nd round draft choice (Alexei Budaev) in 1993 acquired from Washington for Rick Tabaracci.
- June 11 Paul Ysebaert acquired from Detroit for Aaron Ward, 4th round draft choice (John Jakopin) in 1993 and future considerations (Alan Kerr).
- June 11 Stephane Beauregard acquired from Philadelphia for future considerations.
- June 18 Alan Kerr traded to Detroit as future considerations in previous trade (June 11, 1993).
- June 24 Scott Levins and Steve Bancroft claimed by Florida in Expansion Draft.
- June 30 Kris Draper traded to Detroit for future considerations.
- July 8 Darryl Shannon signed as a free agent.
- July 29 Jim Hrivnak traded to St. Louis for 6th round draft choice (Chris Kibermanis) in 1994 and future considerations.
- Aug. 3 Dave Tomlinson acquired from Florida for Jason Cirone.
- Aug. 12 Kevin McClelland acquired from Toronto for cash.
- Sept. 24 Nelson Emerson and Stephane Quintal acquired from St. Louis for Phil Housley.
- Sept. 30 Evgeny Davydov traded to Florida for 4th round draft choice (Adam Copeland) in 1994.
- Sept. 30 Brent Severyn acquired from New Jersey for 6th round draft choice (Ryan Smart) in 1994.
- Oct. 3 Brent Severyn traded to Florida for Milan Tichy.
- Nov. 26 Randy Gilhen and 6th round draft choice (Chris Kibermanis) in 1994 acquired from Florida for Stu Barnes.
- Dec. 5 Fredrik Olausson and a 7th round draft choice (Curtis Sheptak) in 1994 traded to Edmonton for a 3rd round draft choice (Tavis Hansen) in 1994.
- Dec. 9 Craig Fisher acquired from Edmonton for cash.



PLAYER TRANSACTIONS

1994

- Feb. 1 Wayne McBean acquired from NY Islanders for Yan Kaminsky.
- Mar. 8 Tim Cheveldae and Dallas Drake acquired from Detroit for Bob Essensa and Sergei Bautin.
- Mar. 15 Dave Manson and 6th round draft choice (Chris Kibermanis) in 1994 acquired from Edmonton for Boris Mironov, Mats Lindgren, 1st round draft choice (Jason Bonsignore) and 4th round draft choice (Adam Copeland) in 1994.
- Mar. 21 Paul Ysebaert traded to Chicago for 3rd round draft choice (Kevin McKay) in 1995.
- May 25 Sheldon Kennedy acquired from Detroit for 3rd round draft choice (Darryl Laplante) in 1995.
- June 3 Neil Wilkinson acquired from Chicago for 3rd round draft choice (Kevin McKay) in 1995.
- July 8 Kevin McClelland traded to Buffalo for future considerations.
- Aug. 8 Brent Thompson and future considerations acquired from Los Angeles for rights to Ruslan Batyrshin and 2nd round draft choice (Marian Cisar) in 1996.

1995

- Jan. 18 Dean Kennedy claimed by Edmonton in Waiver Draft.
- Jan. 18 Sheldon Kennedy claimed by Calgary in Waiver Draft.
- Jan. 18 Wayne McBean claimed by Pittsburgh in Waiver Draft.
- Jan. 18 Igor Korolev claimed from St. Louis in Waiver Draft.
- Jan. 18 Craig Martin claimed on waivers from Detroit.
- Mar. 28 Arto Blomsten traded to Los Angeles for 8th round draft choice (Fredrik Loven) in 1995.
- Apr. 7 Mike Eastwood and 3rd round draft choice (Brad Isbister) in 1995 acquired from Toronto for Tie Domi.
- Apr. 7 Igor Ulanov and Mike Eagles traded to Washington for 3rd round draft choice (Sergei Gusev) and 5th round draft choice (Brian Elder) in 1995.
- Apr. 7 Eddie Olczyk acquired from NY Rangers for 5th round draft choice (Alexei Vasiliev) in 1995.
- Apr. 7 Greg Brown acquired from Pittsburgh for future considerations.
- June 27 Jeff Finley acquired from Philadelphia for Russ Romaniuk.
- July 21 Jason Simon signed as a free agent.
- July 21 Parris Duffus signed as a free agent.
- Aug. 8 Stewart Malgunas signed as a free agent.
- Aug. 9 Mike Stapleton signed as a free agent.
- Oct. 2 Jim McKenzie claimed from NY Islanders in Waiver Draft.
- Oct. 6 Darren Turcotte acquired from Hartford for Nelson Emerson.
- Oct. 13 Iain Fraser signed as a free agent.
- Oct. 13 Ed Ronan signed as a free agent.
- Dec. 14 Tom Draper signed as a free agent.
- Dec. 28 Norm Maciver acquired from Pittsburgh for Neil Wilkinson.

1996

- Feb. 7 Oleg Tverdovsky, Chad Kilger and 3rd round draft choice (Per-Anton Lundstrom) in 1996 acquired from Anaheim for Teemu Selanne, Marc Chouinard and 4th round draft choice (Kim Staal) in 1996.
- Feb. 15 Craig Muni and 1st round draft choice (Daniel Briere) in 1996 acquired from Buffalo for Darryl Shannon and Michal Grosek.
- Feb. 15 Denis Chasse acquired from Washington for Stewart Malgunas.
- Feb. 27 Dominic Roussel acquired from Philadelphia for Tim Cheveldae and 3rd round draft choice (Chester Gallant) in 1996.
- Mar. 18 Craig Janney acquired from San Jose for Darren Turcotte and a 2nd round draft choice (Remi Royer) in 1996.
- Mar. 20 Dallas Eakins claimed on waivers from St. Louis.
- Mar. 20 Ravil Gusmanov traded to Chicago for 4th round draft choice (Vladimir Antipov) in 1996.

- June 22 Mike Gartner acquired from Toronto for 4th round draft choice (Vladimir Antipov) in 1996.
- July 2 Darcy Wakaluk signed as a free agent.
- July 2 Cliff Ronning signed as a free agent.
- July 3 Brad McCrimmon signed as a free agent.
- July 15 Jim Johnson signed as a free agent.
- Aug. 16 Jeremy Roenick acquired from Chicago for Alexei Zhamnov, Craig Mills and 1st round draft choice (Ty Jones) in 1997.
- Aug. 22 Scott Levins signed as a free agent.
- Aug. 26 Kevin Dahl signed as a free agent.
- Sep. 30 Bob Corkum acquired from Philadelphia in Waiver Draft.
- Nov. 12 Mike Hudson signed as a free agent.

1997

- Feb. 6 Jayson More acquired from NY Rangers for Mike Eastwood and Dallas Eakins.
- Mar. 17 Jocelyn Lemieux signed as a free agent.
- Mar. 18 Murray Baron and Chris Murray acquired from Montreal for Dave Manson.
- Mar. 18 Gerald Diduck acquired from Hartford for Chris Murray.
- Mar. 18 Pat Jablonski acquired from Montreal for Steve Cheredaryk.
- May 14 Sean Gagnon signed as a free agent.
- July 8 Rick Tocchet signed as a free agent.
- Aug. 4 Jeff Christian signed as a free agent.
- Aug. 18 John Slaney signed as a free agent.
- Sept. 26 Radoslav Suchy signed as a free agent.
- Sept. 28 Jimmy Waite claimed from Chicago in Waiver Draft.
- Nov. 25 Michel Petit signed as a free agent.

1998

- Mar. 4 Keith Carney and Jim Cummins acquired from Chicago for Jayson More and Chad Kilger.
- Mar. 24 Mark Janssens acquired from NY Islanders for 9th round draft choice (Jason Doyle) in 1998.
- June 11 Louie DeBrusk and 5th round draft choice (Jay Leach) in 1998 acquired from Tampa Bay for Craig Janney.
- June 18 J.F. Jomphe acquired from Anaheim for Jim McKenzie.
- June 26 John Slaney claimed by Nashville in Expansion Draft.
- June 30 Mike Sullivan acquired from Nashville for 7th round draft choice (Kyle Kettles) in 1999.
- July 3 Jyrki Lumme signed as a free agent.
- July 22 Bryan Helmer signed as a free agent.
- Aug. 5 Andrei Vasilyev signed as a free agent.
- Aug. 27 Joe Dziedzic signed as a free agent.
- Sept. 1 Greg Adams signed as a free agent.
- Oct. 31 Cliff Ronning and Richard Lintner traded to Nashville for future considerations.
- Dec. 3 Stephen Leach signed as a free agent.
- Dec. 19 Bryan Helmer claimed on waivers by St. Louis.

1999

- Jan. 13 J.J. Daigneault acquired from Nashville for future considerations.
- Mar. 8 Jamie Huscroft acquired from Vancouver for future considerations.
- Mar. 11 Mikhail Shtalenkov acquired from Edmonton for 5th round draft choice (Matt Koalska) in 2000.
- Mar. 17 Brian Noonan signed as a free agent.
- Mar. 20 Robert Reichel, 3rd round draft choice (Jason Jaspers) in 1999, and 4th round draft choice (Preston Mizzi) in 1999 acquired from NY Islanders for Brad Isbister and 3rd round draft choice (Brian Collins) in 1999.

PLAYER TRANSACTIONS

Mar. 23 Stan Neckar acquired from NY Rangers for Jason Doig and 6th round draft choice (Jay Dardis) in 1999.

Apr. 8 David Cullen signed as a free agent.

June 25 Mike Stapleton claimed by Atlanta in Expansion Draft.

June 25 Scott Langkow traded to Atlanta for future considerations.

June 26 Travis Green and 1st round draft choice (Scott Kelman) in 1999 from Anaheim for Oleg Tverdovsky.

June 26 Jim Cummins traded to Montreal for 6th round draft choice (Eric Lewerstrom) in 1999.

July 15 Todd Gill signed as a free agent.

July 16 David Oliver signed as a free agent.

July 16 Jean-Guy Trudel signed as a free agent.

Sept. 5 Bob Essensa signed as a free agent.

Sept. 11 Craig Mills acquired from Chicago for future considerations.

Sept. 27 Kevin Sawyer signed as a free agent.

Nov. 19 Sean Burke and 5th round draft choice (Nate Kiser) in 2000 acquired from Florida for Mikhail Shtalenkov and 4th round draft choice (Chris Eade) in 2000.

2000

Feb. 3 Benoit Hogue signed as a free agent.

Mar. 7 Lyle Odelein acquired from New Jersey for Deron Quint and 3rd round draft choice (Beat Forster) in 2001.

Mar. 8 Mikael Renberg acquired from Philadelphia for Rick Tocchet.

Mar. 13 Philippe Audet acquired from Detroit for Todd Gill.

Mar. 14 Chris Joseph claimed on waivers from Vancouver.

June 23 Dallas Drake and Lyle Odelein claimed by Columbus in Expansion Draft.

June 23 Joé Juneau acquired from Minnesota for Rickard Wallin.

June 24 Brad May acquired from Vancouver for future considerations.

July 7 Landon Wilson signed as a free agent.

Aug. 31 Joel Bouchard signed as a free agent.

Dec. 2 Claude Lemieux signed as a free agent.

2001

Feb. 14 Chris Joseph claimed on waivers by Atlanta.

Mar. 5 Paul Mara, Mike Johnson, Ruslan Zainullin and 2nd round draft choice (Matthew Spiller) in 2001 acquired from Tampa Bay for Nikolai Khabibulin and Stan Neckar.

Mar. 13 Todd Simpson acquired from Florida for 2nd round draft choice (Igor Pohanka) in 2001.

Mar. 13 Michal Handzus, Ladislav Nagy, Jeff Taffe and 1st round draft choice (Ben Eager) in 2002 acquired from St. Louis for Keith Tkachuk.

June 5 Martin Grenier signed as a free agent.

June 12 Danny Markov acquired from Toronto for Travis Green, Robert Reichel and Craig Mills.

June 15 Joé Juneau traded to Montreal for future considerations.

June 18 Todd Warriner acquired from Tampa Bay for Juha Ylonen.

June 19 Keith Carney traded to Anaheim for 2nd round draft choice (Andrei Taratukhin) in 2001.

June 19 Branko Radivojevic signed as a free agent.

June 22 Sergei Berezin acquired from Toronto to Mikael Renberg.

June 23 Tyler Bouck acquired from Dallas for Jyrki Lumme.

July 2 Daymond Langkow acquired from Philadelphia for 2nd round draft choice (Dan Spang) in 2002 and 1st round draft choice (Jeff Carter) in 2003.

Aug. 30 Zac Bierk signed as a free agent.

Dec. 28 Drake Berehowsky and Denis Pederson acquired from Vancouver for Todd Warriner, Trevor Letowski, Tyler Bouck and 3rd round draft choice (Dmitri Pestunov) in 2003.

2002

Jan. 4 Sebastien Bordeleau acquired from Minnesota for David Cullen.

Jan. 25 Andrei Nazarov acquired from Boston for 5th round draft choice (Peter Hamerlik) in 2002.

Jan. 25 Brian Savage, 3rd round draft choice (Matt Jones) in 2002 and future considerations acquired from Montreal for Sergei Berezin.

Mar. 19 Darcy Hordichuk, 4th round draft choice (Lance Monych) in 2002 and 5th round draft choice (John Zeiler) in 2002 acquired from Atlanta for Kirill Safronov, Ruslan Zainullin and 4th round draft choice (Patrick Dwyer) in 2002.

May 23 Michael Schutte signed as a free agent.

June 12 Brian Boucher and 3rd round draft choice (Joe Callahan) in 2002 acquired from Philadelphia for Robert Esche and Michal Handzus.

July 7 Kelly Buchberger signed as a free agent.

July 12 Tony Amonte signed as a free agent.

Oct. 26 Deron Quint signed as a free agent.

Nov. 7 Frank Banham signed as a free agent.

Dec. 19 Paul Ranheim acquired from Philadelphia for a conditional draft choice in 2004.

Dec. 31 Jean-Marc Pelletier and a conditional draft choice acquired from Carolina for Patrick DesRochers.

2003

Jan. 16 Scott Pellerin and a conditional draft choice acquired from Dallas for Claude Lemieux.

Mar. 8 Brad Ference acquired from Florida for Darcy Hordichuk and 2nd round draft choice (Matt Smaby) in 2003.

Mar. 10 Guillaume Lefebvre, 3rd round draft choice (Tyler Redenbach) in 2003 and 2nd round draft choice (Brandon Dubinsky) in 2004 acquired from Philadelphia for Tony Amonte.

Mar. 10 Chris Gratton and 4th round draft choice (Liam Reddox) in 2004 acquired from Buffalo for Daniel Briere and 3rd round draft choice (Andrej Sekera) in 2004.

Mar. 11 Jan Hrdina and Francois Leroux acquired from Pittsburgh for Ramzi Abid, Dan Focht and Guillaume Lefebvre.

Mar. 11 Brad May traded to Vancouver for a conditional draft choice (Dmitri Pestunov) in 2003.

Apr. 10 Mike Stutzel signed as a free agent.

June 21 David Tanabe and Igor Knyazev acquired from Carolina for Danny Markov and 3rd round draft choice (Billy Ryan) in 2004.

June 21 Tyson Nash acquired from St. Louis for 5th round draft choice (Lee Stempniak) in 2003.

July 10 Cale Hulse signed as a free agent.

July 15 Daniel Cleary signed as a free agent.

July 22 Mike Sillinger and a conditional draft choice acquired from Dallas for Teppo Numminen.

July 25 Bryan Helmer acquired from Vancouver for Martin Grenier.

Oct. 3 Todd Simpson claimed by Anaheim in Waiver Draft.

Dec. 30 Ivan Novoseltsev acquired from Florida for future considerations.

2004

Jan. 17 Todd Reirden acquired from Anaheim for future considerations.

Feb. 9 Mike Comrie acquired from Philadelphia for Sean Burke, Branko Radivojevic and Ben Eager.

Feb. 11 Frank Banham removed from reserve list per mutual agreement.

Feb. 22 Landon Wilson traded to Pittsburgh for future considerations.

Mar. 4 Brent Johnson acquired from St. Louis for Mike Sillinger.

Mar. 5 Mike Rupp and 2nd round draft choice (Geoff Paukovich) in 2004 acquired from New Jersey for Jan Hrdina.



PLAYER TRANSACTIONS

Mar. 9 Derek Morris and Keith Ballard acquired from Colorado for Chris Gratton, Ossi Vaananen and 2nd round draft choice (Paul Stastny) in 2005.

Mar. 9 Brian Savage traded to St. Louis for future considerations.

June 26 Jason Chimera and 3rd round draft choice (Vaclav Meidl) in 2004 acquired from Edmonton for 2nd round draft choice (Geoff Paukovich) and 4th round draft choice (Liam Reddox) in 2004.

July 5 Boyd Devereaux signed as a free agent.

July 6 Sean O'Donnell signed as a free agent.

July 6 Radoslav Suchy and 6th round draft choice (Derek Reinhart) in 2005 traded to Columbus for 4th round draft choice (Jeremy Duchesne) in 2005.

July 9 Mike Ricci signed as a free agent.

Aug. 6 Brett Hull signed as a free agent.

Aug. 26 Petr Nedved signed as a free agent.

Aug. 26 Denis Gauthier and Oleg Saprykin acquired from Calgary for Daymond Langkow.

Sept. 15 Olivier Latendresse signed as a free agent.

Nov. 20 Jarrod Skalde acquired on loan from Tampa Bay for loan of Jason Jaspers.

2005

Feb. 10 Jamie Storr acquired on loan from Tampa Bay for loan of Jean-Marc Pelletier.

Aug. 17 Curtis Joseph signed as a free agent.

Aug. 23 Mike Leclerc acquired from Anaheim for a conditional draft choice (Steven Kampfer) in 2007.

Aug. 26 Zbynek Michalek acquired from Minnesota for Erik Westrum and Dustin Wood.

Oct. 8 Geoff Sanderson and Tim Jackman acquired from Columbus for Jason Chimera, Cale Hulse and Mike Rupp.

Oct. 15 Brett Hull retired.

Oct. 18 Jamie Lundmark acquired from NY Rangers for Jeff Taffe.

Nov. 4 Steve Gainey signed as a free agent.

Nov. 5 Yanick Lehoux claimed on waivers from Los Angeles.

Nov. 11 Krystofer Kolanos claimed on waivers by Edmonton.

Nov. 18 Dave Scatchard acquired from Boston for David Tanabe.

Nov. 25 Pascal Rheaume, Ray Schultz and Steven Spencer acquired from New Jersey for Brad Ference.

Nov. 25 Yanick Lehoux claimed on waivers by Los Angeles.

Nov. 28 Mikael Tellqvist acquired from Toronto for Tyson Nash and 4th round draft choice (Matt Frattin) in 2007.

Dec. 19 Krystofer Kolanos claimed on waivers from Edmonton.

Dec. 28 Pavel Brendl acquired from Carolina for Krystofer Kolanos.

2006

Jan. 20 Dennis Seidenberg acquired from Philadelphia for Petr Nedved.

Jan. 24 Jeff Taffe acquired from NY Rangers for Martin Sonnenberg.

Feb. 1 Steven Reinprecht and Philippe Sauve acquired from Calgary for Brian Boucher and Mike Leclerc.

Mar. 9 Joel Perrault acquired from Anaheim for Sean O'Donnell.

Mar. 9 Josh Gratton and two 2nd round draft choices (Cory Emerton and Shawn Matthias) in 2006 acquired from Philadelphia for Denis Gauthier.

Mar. 9 Jamie Rivers acquired from Detroit for 7th round draft choice (Nick Oslund) in 2006.

Mar. 9 Yanick Lehoux acquired from Los Angeles for Tim Jackman.

Mar. 9 Jamie Lundmark traded to Calgary for a 4th round draft choice (Doug Rogers) in 2006.

Mar. 9 Oleg Kvasha and conditional draft choice acquired from NY Islanders for 3rd round choice (Brad Marchand) in 2006.

Mar. 27 Bill Thomas signed as a free agent.

May 5 Patrick Fischer signed as a free agent.

June 26 Nick Boynton and 4th round draft choice (Matt Frattin) in 2007 acquired from Boston for Paul Mara and 3rd round draft choice (Maxime MacEnaver) in 2007.

July 1 Ed Jovanovski signed as a free agent.

July 2 Mike Morrison signed as a free agent.

July 3 Josh Tordjman signed as a free agent.

July 4 Jeremy Roenick signed as a free agent.

July 5 Georges Laraque signed as a free agent.

July 12 Mike Johnson traded to Montreal for a 4th round choice (Vladimir Ruzicka) in 2007.

July 17 Don MacLean signed as a free agent.

July 19 Bryan Helmer signed as a free agent.

July 20 Travis Roche signed as a free agent.

July 21 Mike Zigomanis signed as a free agent.

Aug. 16 Owen Nolan signed as a free agent.

Oct. 29 Yanic Perreault signed as a free agent.

Oct. 31 Joel Perrault claimed on waivers by St. Louis.

Nov. 28 Mikael Tellqvist acquired from Toronto for Tyson Nash and 4th round draft choice in 2007.

Dec. 19 Joel Perrault claimed on waivers from St. Louis.

2007

Jan. 3 Alexei Kaigodorov acquired from Ottawa for Mike Comrie.

Jan. 8 Kevyn Adams acquired from Carolina for Dennis Seidenberg.

Feb. 12 Mathias Tjarnqvist and 1st round draft choice (Riley Nash) in 2007 acquired from Dallas for Ladislav Nagy.

Feb. 27 Brendan Bell and 2nd round draft choice in 2008 from Toronto for Yanic Perreault and 5th round draft choice in 2008.

Feb. 27 Oleg Saprykin and 7th round draft choice (Torrie Jung) in 2007 traded to Ottawa for 2nd round draft choice in 2008.

Feb. 27 Niko Kapanen claimed off waivers from Atlanta.

Feb. 27 Daniel Carcillo and 3rd round draft choice in 2008 acquired from Pittsburgh for Georges Laraque.

Mar. 15 Alex Leavitt signed as a free agent.

July 9 Mike York signed as a free agent.

July 9 Joey Tenute signed as a free agent.

July 9 John DiSalvatore signed as a free agent.

July 13 Tomas Surovy signed as a free agent.

July 19 David Aebischer signed as a free agent.

July 19 Craig Weller signed as a free agent.

July 19 David Schlemko signed as a free agent.

July 20 Matt Murley signed as a free agent.

July 23 Ryan Caldwell signed as a free agent.

Aug. 9 Joel Perrault signed to a one-year contract.

Aug. 11 Radim Vrbata acquired from Chicago for Kevyn Adams.

Aug. 13 Alex Auld signed as a free agent.

Aug. 29 Keith Ballard signed to a two-year contract.

Oct. 8 Freddy Meyer claimed off waivers from NY Islanders.

Nov. 10 Freddy Meyer claimed off waivers by NY Islanders.

Nov. 17 Ilya Bryzgalov claimed off waivers from Anaheim.

Nov. 23 David Aebischer loaned to HC Lugano (Swiss National League A).

Dec. 6 Nate DiCasmirro and a 5th round pick in the 2009 NHL Entry Draft acquired from Boston in exchange for Alex Auld.

2008

Jan. 23 Ilya Bryzgalov signed to a three-year contract.

Feb. 8 Pete Vandermeer signed as a free agent.

Feb. 26 Marcel Hossa and Al Montoya acquired from NY Rangers in exchange for Fredrik Sjostrom, David LeNeveu, Josh Gratton and a conditional draft pick.

Mar. 31 Kyle Turris signed to entry-level contract.

PLAYER TRANSACTIONS

Apr. 2 Nick Ross signed to entry-level contract.
Apr. 13 Chad Kolarik signed to entry-level contract.
Apr. 14 Kevin Porter signed to entry-level contract.
Apr. 28 Brett MacLean signed to entry-level contract
May 20 Jonas Ahnelov signed to entry-level contract.
June 20 Olli Jokinen acquired from Florida in exchange for Keith Ballard, Nick Boynton and 2nd round draft choice in 2008 .
June 25 Brian McGrattan acquired from Ottawa in exchange for a 5th round pick in 2009.
July 1 Kurt Sauer signed as a free agent.
July 1 Todd Fedoruk signed as a free agent
July 1 Mikkel Boedker signed to entry-level contract.
July 1 Viktor Tikhonov signed to entry-level contract.
July 2 Drew Fata signed as a free agent.
July 2 Derek Nesbitt signed as a free agent.
July 2 David Spina signed as a free agent.
July 2 Al Montoya signed to a two-year contract.
July 3 David Hale signed as a free agent.
July 3 Matt Jones signed a two-year contract.
July 3 Francis Lessard signed as a free agent.
July 3 Brian McGrattan signed a one-year contract.
July 15 Jeff Hoggan signed as a free agent.
July 15 Ryan Lannon signed as a free agent.
July 18 Garth Murray signed as a free agent.
July 22 Daniel Carcillo signed to a two-year contract.
Aug. 14 Joel Perrault signed to a two-year contract.
Sept. 12 Sean Zimmerman acquired from New Jersey in exchange for Kevin Cormier
Oct. 9 Mike Zigomanis traded to Pittsburgh in exchange for future considerations
Oct. 28 Ken Klee claimed off waivers from Anaheim
Nov. 3 Alexander Nikulin acquired from Ottawa in exchange for Drew Fata
Nov. 25 Wyatt Smith acquired from Tampa Bay in exchange for future considerations
Dec. 3 Joakim Lindstrom acquired from Anaheim in exchange for Logan Stephenson

2009

Mar. 4 Mikael Tellqvist traded to Buffalo in exchange for a 4th round draft choice in 2010
Mar. 4 Matthew Lombardi, Brandon Prust and a conditional 1st round draft choice acquired from Calgary in exchange for Olli Jokinen and a 3rd round draft choice in 2009
Mar. 4 Scottie Upshall and a 2nd round draft choice in 2011 acquired from Philadelphia in exchange for Daniel Carcillo
Mar. 4 Nigel Dawes, Dmitri Kalinin and Petr Prucha acquired from NY Rangers in exchange for Derek Morris
Mar. 20 Jeff May signed as a free agent; assigned to San Antonio (AHL)
Apr. 13 Justin Bernhardt signed to entry-level contract
June 19 Stefan Meyer acquired from Florida in exchange for the rights to Steven Reinprecht
June 19 Petr Prucha signed to a two-year contract
June 27 Jim Vandermeer acquired from Calgary in exchange for Brandon Prust
June 27 Sami Lepisto acquired from Washington in exchange for a 5th round draft choice in 2010
June 27 Shaun Heshka acquired from Vancouver in exchange for a seventh round draft choice in 2009
July 1 Vernon Fiddler signed as a free agent
July 1 Jason LaBarbera signed as a free agent

July 2 Adrian Aucoin signed as a free agent
July 13 Lauri Korpikoski acquired from NY Rangers in exchange for Enver Lisin
July 16 Keith Yandle signed to a two-year contract
July 21 Radim Vrbata acquired from Tampa Bay in exchange for Todd Fedoruk and David Hale
July 28 Scottie Upshall signed to a one-year contract
Sept. 2 Taylor Pyatt signed as a free agent
Sept. 28 Ryan Hollweg signed as a free agent
Sept. 28 Matt Watkins signed to entry level contract
Sept. 29 Robert Lang signed as a free agent
Sept. 30 Paul Bissonnette claimed off waivers from Pittsburgh
Oct. 1 Colin Long signed to entry level contract
Nov. 28 Viktor Tikhonov loaned to Cherepovets (KHL - Russia)
Dec. 9 Michael Stone signed to entry level contract
Dec. 21 Anders Eriksson signed to contract

2010

Mar. 3 Wojtek Wolski acquired from Colorado for Peter Mueller and Kevin Porter
Mar. 3 Derek Morris acquired from Boston for a conditional draft choice in the 2011 Entry Draft
Mar. 3 Lee Stempniak acquired from Toronto for Matt Jones and a 4th and 7th round choice in the 2010 Entry Draft
Mar. 3 Mathieu Schneider acquired from Vancouver for Sean Zimmerman and a conditional draft choice in the 2010 Entry Draft
Mar. 3 Petteri Nokelainen acquired from Anaheim for 6th round draft choice in the 2011 Entry Draft
Mar. 3 Alexandre Picard acquired from Columbus for Chad Kolarik
Mar. 3 Miika Wiikman and a 7th round choice in the 2011 Entry Draft acquired from NY Rangers for Anders Eriksson
Mar. 13 Viktor Tikhonov recalled from Cherepovets (KHL)
Mar. 31 Chris Summers signed to an entry level contract
Apr. 2 Mathieu Brodeur signed to an entry level contract
May 3 Maxim Goncharov signed to entry level contract
May 13 Acquired a 5th round draft choice in the 2010 Entry Draft from Carolina for the rights to prospect Jared Staal
May 24 Oliver Ekman-Larsson signed to entry level contract
June 9 Scottie Upshall signed to a one-year contract
June 10 David Schlemko signed to a one-year contract
June 10 Ryan Hollweg signed to a one-year contract
June 17 Adrian Aucoin signed to a two-year contract
June 21 Taylor Pyatt signed to a two-year contract
June 28 Wojtek Wolski signed to a two-year contract
June 28 Daniel Winnik traded to Colorado for 4th round choice in the 2012 Entry Draft
June 29 Sami Lepisto signed to one-year contract
June 30 Patrick O'Sullivan acquired from Edmonton for Jim Vandermeer; O'Sullivan's contract bought out
July 1 Ray Whitney signed as a free agent
July 1 Derek Morris signed to a four-year contract
July 1 Petteri Nokelainen's contract is bought out
July 2 Andrew Ebbett signed as a free agent
Sept. Eric Belanger signed as a free agent
Sept. Lee Stempniak signed to a two-year contract
Oct. 8 Brandon Gormley signed to an entry-level contract
Dec. 16 Tom Fenton signed to an emergency contract

2011

Jan. 10 Acquired Michal Rozsival from the New York Rangers in exchange for Wojtek Wolski



PLAYER TRANSACTIONS

Feb. 9	Acquired a 6th round draft choice in the 2011 Entry Draft from the New York Islanders in exchange for Al Montoya	Mar. 2	Brendan Shinnimin signed to a three-year entry level contract
Feb. 28	Acquired Rostislav Klesla and Dane Byers from the Columbus Blue Jackets in exchange for Scottie Upshall and Sami Lepisto	Mar. 21	Shane Doan suspended three games
Apr. 2	Andy Miele (Miami, OH) signed to an entry-level contract	Mar. 23	Scott Arnold signed to a two-year entry level contract
Apr. 6	Mark Visentin signed to an entry-level contract	Mar. 29	Chris Brown signed to a three-year entry level contract
Apr. 22	Brett Hextall signed to an entry-level contract	Mar. 29	Mike Lee signed to a three-year entry level contract
May 8	Acquired Ethan Werek from the New York Rangers in exchange for Oscar Lindberg	Apr. 21	Raffi Torres suspended 25 games
May 19	Ethan Werek signed to an entry-level contract	Apr. 30	Mark Louis signed to a one-year contract
May 20	Petteri Nokelainen signed to a one-year contract	May 29	Phil Lane signed to a three-year entry level contract
June 1	Jordan Szwarz signed to an entry-level contract	June 22	Zbynek Michalek acquired from the Pittsburgh Penguins in exchange for defenseman Harrison Ruopp, goaltender Marc Cheverie and the 81st selection in the 2012 Entry Draft
June 1	Louis Domingue signed to an entry-level contract	June 29	Andy Miele re-signed to a one-year contract
June 2	Justin Weller signed to an entry-level contract	July 1	Dave Moss signed to a two-year contract
June 6	Jason LaBarbera signed to a two-year contract	July 1	Chad Johnson signed to a one-year contract
June 7	Acquired Matt Clackson, a 3rd round draft choice in the 2012 Entry Draft and future considerations from the Philadelphia Flyers in exchange for the negotiating rights to Ilya Bryzgalov	July 2	Alexandre Bolduc re-signed to a one-year contract
July 1	Mike Smith signed as a free agent	July 2	Chris Conner signed to a one-year contract
July 1	Raffi Torres signed as a free agent	July 2	Raffi Torres' suspension reduced to 21 games
July 1	Boyd Gordon signed as a free agent	July 3	Rob Klinkhammer signed to a one-year contract
July 1	Radim Vrbata re-signed to a three-year contract	July 4	Steve Sullivan signed to a one-year contract
July 2	Alex Bolduc signed as a free agent	July 6	Kyle Chipchura re-signed to a one-year contract
July 4	Curtis McElhinney signed as a free agent	July 11	Joel Rechlicz signed to a one-year contract
July 4	Tyler Eckford signed as a free agent	July 12	Nick Johnson signed to a one-year contract
July 5	Keith Yandle re-signed to a five-year contract	July 18	Chris Summers re-signed to a one-year contract
July 6	Dean Arsene signed as a free agent	Sept. 14	Shane Doan re-signed to a four-year contract
July 6	Nathan Oystreck signed as a free agent		
July 6	Matt Watkins re-signed to a one-year contract	2013	
July 19	Kyle Chipchura signed as a free agent	Jan. 16	Matthew Lombardi acquired from the Toronto Maple Leafs in exchange for the 4th round draft choice in the 2014 NHL Entry Draft
July 19	Marc-Antoine Pouliot signed to a one-year contract	Feb. 25	David Schlemko re-signed to a two-year contract
July 19	Mathieu Beaudoin signed to a one-year contract	Mar. 6	Mathieu Brisebois signed to a three-year entry level contract
July 19	Brett MacLean signed to a one-year contract	Mar. 8	Darian Dziurzynski signed to a two-year entry level contract
July 20	Lauri Korpikoski re-signed to a two-year contract	Mar. 11	Henrik Samuelsson signed to a three-year entry level contract
July 27	Justin Pogge signed to a one-year contract	Mar. 15	Oliver Ekman-Larsson signed to a six-year contract
July 28	Connor Murphy signed to an entry-level contract	Mar. 29	Tobias Rieder acquired from the Edmonton Oilers in exchange for Kale Kessy
Aug. 4	Patrick O'Sullivan signed to a one-year contract	Apr. 3	Acquired a 3rd round draft choice in the 2013 NHL Entry Draft from the San Jose Sharks in exchange for Raffi Torres
Aug. 10	Viktor Tikhonov signed to a one-year contract	Apr. 3	Brandon McMillan acquired from the Anaheim Ducks in exchange for Matthew Lombardi
Aug. 18	Mikkel Boedker re-signed to a two-year contract	Apr. 3	Acquired a 7th round draft choice in the 2014 NHL Entry Draft from the New Jersey Devils in exchange for Steve Sullivan
Aug. 29	Acquired Daymond Langkow from the Calgary Flames in exchange for Lee Stempniak	Apr. 15	Tobias Rieder signed to a three-year entry level contract
Sept. 8	Marc Cheverie acquired from the Florida Panthers in exchange for Justin Bernhardt	May 16	Rob Klinkhammer re-signed to a two-year contract
Oct. 5	Paul Bissonnette signed to a two-year contract extension	May 29	James Melindy signed to a three-year entry level contract
Oct. 6	Martin Hanzal signed to a five-year contract extension	July 1	Mike Smith re-signed to a six-year contract
Oct. 23	Brock Trotter and a 7th round choice in the 2012 Entry Draft acquired from the Montreal Canadiens in exchange for Petteri Nokelainen and Garrett Stafford	July 5	Mike Ribeiro signed to a four-year contract
Oct. 28	Cal O'Reilly acquired from the Nashville Predators in exchange for a 4th round selection in the 2012 Entry Draft	July 5	Thomas Greiss signed to a one-year contract
Nov. 22	Kyle Turris re-signed to a multi-year contract	July 5	Michael Stone re-signed to a three-year contract
Dec. 17	David Rundblad and a 2nd round selection in the 2012 Entry Draft acquired from the Ottawa Senators in exchange for Kyle Turris	July 5	Chris Summers re-signed to a one-year contract
		July 5	Kyle Chipchura re-signed to a three-year contract
2012		July 8	Tim Kennedy signed to a one-year contract
Jan. 2	Raffi Torres suspended two games	July 9	Andy Miele re-signed to a one-year contract
Jan. 10	Gilbert Brule claimed off re-entry waivers from the Edmonton Oilers	July 11	Lauri Korpikoski re-signed to a four-year contract
Jan. 12	Cal O'Reilly placed on waivers	July 14	Max Domi signed to a three-year entry level contract
Feb. 1	Cal O'Reilly claimed on re-entry waivers by the Pittsburgh Penguins	July 19	Brandon Yip signed to a one-year contract
Feb. 22	Antoine Vermette acquired from the Columbus Blue Jackets in exchange for a 2nd round selection (previously acquired from OTT) in the 2012 Entry Draft, a 5th round selection the 2013 Entry Draft and goaltender Curtis McElhinney	July 22	David Rundblad signed to a two-year contract
		July 22	Mark Louis signed to a two-year, two-way contract
		July 22	Mathieu Brodeur signed to a one-year, two-way contract
		July 22	Brett Hextall signed to a one-year, two-way contract
		July 22	Brandon McMillan signed to a one-year, two-way contract
		Sept. 7	Mikkel Boedker signed to a two-year contract

GENERAL MANAGERS

YEAR	NAME	GAMES	RECORD	PTS
1979-80	John Ferguson	80	20-49-11	51
1980-81	John Ferguson	80	9-57-14	32
1981-82	John Ferguson	80	33-33-14	80
1982-83	John Ferguson	80	33-39-8	74
1983-84	John Ferguson	80	31-38-11	73
1984-85	John Ferguson	80	43-27-10	96
1985-86	John Ferguson	80	26-47-7	59
1986-87	John Ferguson	80	40-32-8	88
1987-88	John Ferguson	80	33-36-11	77
1988-89	John Ferguson	22	10-8-4	24
	Mike Smith	58	16-34-8	40
1989-90	Mike Smith	80	37-32-11	85
1990-91	Mike Smith	80	26-43-11	63
1991-92	Mike Smith	80	33-32-15	81
1992-93	Mike Smith	84	40-37-7	87
1993-94	Mike Smith	48	17-26-5	39
	John Paddock	36	7-25-4	18
1994-95	John Paddock	48	16-25-7	39
1995-96	John Paddock	82	36-40-6	78
1996-97	John Paddock	29	10-15-4	24
	Bobby Smith	53	28-22-3	59
1997-98	Bobby Smith	82	35-35-12	82
1998-99	Bobby Smith	82	39-31-12	90
*1999-00	Bobby Smith	82	39-31-8-4	90
2000-01	Bobby Smith	58	27-17-12-2	68
	Cliff Fletcher	24	8-10-5-1	22
2001-02	Michael Barnett	82	40-27-9-6	95
2002-03	Michael Barnett	82	31-35-11-5	78
2003-04	Michael Barnett	82	22-36-18-6	68
2005-06	Michael Barnett	82	38-39-5	81
2006-07	Michael Barnett	82	31-46-5	67
2007-08	Don Maloney	82	38-37-7	83
2008-09	Don Maloney	82	36-39-7	79
2009-10	Don Maloney	82	50-25-7	107
2010-11	Don Maloney	82	43-26-13	99
2011-12	Don Maloney	82	42-27-13	97
2012-13	Don Maloney	48	21-18-9	51

*Records for '99-00 are "adjusted" to reflect overtime losses instead of regulation ties.

HEAD COACHES

YEAR	NAME	GAMES	RECORD	PTS
1979-80	Tom McVie	77	19-47-11	49
	Bill Sutherland	3	1-2-0	2
1980-81	Tom McVie	28	1-20-7	9
	Bill Sutherland	29	6-20-3	15
	Mike Smith	23	2-17-4	8
1981-82	Tom Watt	80	33-33-14	80
1982-83	Tom Watt	80	33-39-8	74
1983-84	Tom Watt	21	6-13-2	14
	Barry Long	59	25-25-9	59
1984-85	Barry Long	80	43-27-10	96
1985-86	Barry Long	66	19-41-6	44
	John Ferguson	14	7-6-1	15
1986-87	Dan Maloney	80	40-32-8	88
1987-88	Dan Maloney	80	33-36-11	77
1988-89	Dan Maloney	52	18-25-9	45
	Rick Bowness	28	8-17-3	19
1989-90	Bob Murdoch	80	37-32-11	85
1990-91	Bob Murdoch	80	26-43-11	63
1991-92	John Paddock	80	33-32-15	81
1992-93	John Paddock	84	40-37-7	87
1993-94	John Paddock	84	24-51-9	57
1994-95	John Paddock	33	9-18-6	24
	Terry Simpson	15	7-7-1	15
1995-96	Terry Simpson	82	36-40-6	78
1996-97	Don Hay	82	38-37-7	83
1997-98	Jim Schoenfeld	82	35-35-12	82
1998-99	Jim Schoenfeld	82	39-31-12	90
*1999-00	Bob Francis	82	39-31-8-4	90
2000-01	Bob Francis	82	35-27-17-3	90
2001-02	Bob Francis	82	40-27-9-6	95
2002-03	Bob Francis	82	31-35-11-5	78
2003-04	Bob Francis	62	20-24-15-3	58
	Rick Bowness	20	2-12-3-3	10
2005-06	Wayne Gretzky	82	38-39-5	81
2006-07	Wayne Gretzky	82	31-46-5	67
2007-08	Wayne Gretzky	82	38-37-7	83
2008-09	Wayne Gretzky	82	36-39-7	79
2009-10	Dave Tippett	82	50-25-7	107
2010-11	Dave Tippett	82	43-26-13	99
2011-12	Dave Tippett	82	42-27-13	97
2012-13	Dave Tippett	48	21-18-9	51

*Records for '99-00 are "adjusted" to reflect overtime losses instead of regulation ties.

GENERAL MANAGER FRANCHISE TOTALS

NAME	GAMES	RECORD	PTS	PT%
John Ferguson	742	278-366-98	654	.441
Don Maloney	458	230-172-56	516	.563
Mike Smith	430	169-204-57	395	.459
Michael Barnett	410	162-183-38-27	389	.474
Bobby Smith	357	168-136-47-6	389	.545
John Paddock	195	69-105-21	159	.408
Cliff Fletcher	24	8-10-5-1	22	.458

HEAD COACH FRANCHISE TOTALS

NAME	GAMES	RECORD	PTS	PT%
Bob Francis	390	165-144-60-21	411	.527
Dave Tippett	294	156-96-42	354	.602
Wayne Gretzky	328	143-161-24	310	.473
John Paddock	281	106-138-37	249	.443
Dan Maloney	212	91-93-28	210	.495
Barry Long	205	87-93-25	199	.485
Tom Watt	181	72-85-24	168	.464
Jim Schoenfeld	164	74-66-24	172	.524
Bob Murdoch	160	63-75-22	148	.463
Tom McVie	105	20-67-18	58	.276
Terry Simpson	97	43-47-7	93	.479
Don Hay	82	38-37-7	83	.506
Rick Bowness	48	10-29-6-3	29	.302
Bill Sutherland	32	7-22-3	17	.266
Mike Smith	23	2-17-4	8	.174
John Ferguson	14	7-6-1	15	.536



ASSISTANT COACHES

YEAR	NAME
1979-80	Bill Sutherland
1980-81	Bill Sutherland
1981-82	Bill Sutherland
1982-83	Bill Sutherland
1983-84	Bill Sutherland, Barry Long, Rick Bowness
1984-85	Bill Sutherland, Rick Bowness
1985-86	Bill Sutherland, Rick Bowness
1986-87	Bill Sutherland, Rick Bowness
1987-88	Bill Sutherland, Rick St. Croix, Bruce Southern
1988-89	Bill Sutherland, Rick St. Croix, Bruce Southern
1989-90	Alpo Suhonen, Clare Drake
1990-91	Clare Drake, Terry Simpson
1991-92	Terry Simpson, Glen Williamson, *Dave Prior
1992-93	Terry Simpson, Glen Williamson, Alpo Suhonen
1993-94	Andy Murray, Zinetula Bilyaletdinov, *Pete Peeters
1994-95	Andy Murray, Terry Simpson, Zinetula Bilyaletdinov, *Pete Peeters
1995-96	Perry Pearn, Randy Carlyle, *Pete Peeters
1996-97	Zinetula Bilyaletdinov, Paul MacLean, *Pete Peeters
1997-98	John Tortorella, Gordie Roberts, *Benoit Allaire
1998-99	John Tortorella, Gordie Roberts, *Benoit Allaire
1999-00	Rick Bowness, Wayne Fleming, *Benoit Allaire
2000-01	Rick Bowness, Pat Conacher, *Benoit Allaire
2001-02	Rick Bowness, Pat Conacher, *Benoit Allaire
2002-03	Rick Bowness, Pat Conacher, *Benoit Allaire
2003-04	Rick Bowness, Pat Conacher, Tom Kurvers, *Benoit Allaire
2005-06	Rick Tocchet, Barry Smith, Rick Bowness, *Grant Fuhr
2006-07	Barry Smith, Ulf Samuelsson, *Grant Fuhr
2007-08	Ulf Samuelsson, Rick Tocchet, *Grant Fuhr
2008-09	Ulf Samuelsson, Doug Sulliman, *Grant Fuhr
2009-10	Ulf Samuelsson, Dave King, Doug Sulliman, *Sean Burke
2010-11	Ulf Samuelsson, Dave King, Doug Sulliman, *Sean Burke
2011-12	Jim Playfair, John Anderson, *Sean Burke
2012-13	Jim Playfair, John Anderson, *Sean Burke

* = Goaltending coach

CAPTAINS

YEAR	NAME
1979-80	Lars Erik Sjoberg
1980-81	Morris Lukowich
	Scott Campbell (14 games)
1981-82	Dave Christian
	Barry Long (5 games)
1982-83	Dave Christian
	Lucien DeBlois (22 games)
1983-84	Lucien DeBlois
1984-85	Dale Hawerchuk
1985-86	Dale Hawerchuk
1986-87	Dale Hawerchuk
1987-88	Dale Hawerchuk
1988-89	Dale Hawerchuk
1989-90	Thomas Steen, Dale Hawerchuk & Randy Carlyle (Co captains)
1990-91	Thomas Steen & Randy Carlyle (Co captains)
1991-92	Troy Murray
1992-93	Troy Murray
	Dean Kennedy
1993-94	Dean Kennedy
	Keith Tkachuk
1994-95	Keith Tkachuk
1995-96	Kris King
1996-97	Keith Tkachuk
1997-98	Keith Tkachuk
1998-99	Keith Tkachuk
1999-00	Keith Tkachuk
2000-01	Keith Tkachuk (64 games)
2001-02	Teppo Numminen
2002-03	Teppo Numminen
2003-04	Shane Doan
2005-06	Shane Doan
2006-07	Shane Doan
2007-08	Shane Doan
2008-09	Shane Doan
2009-10	Shane Doan
2010-11	Shane Doan
2011-12	Shane Doan
2012-13	Shane Doan

HOME ATTENDANCE

SEASON	GAMES	TOTAL	AVERAGE	SEASON	GAMES	TOTAL	AVERAGE
1979-80	40	527,722	13,193	1995-96	41	463,961	11,316
1980-81	40	523,975	13,099	1996-97	41	639,087	15,587
1981-82	40	528,634	13,216	1997-98	41	631,621	15,405
1982-83	40	511,644	12,791	1998-99	41	637,467	15,548
1983-84	40	482,167	12,054	1999-00	41	614,644	14,991
1984-85	40	510,633	12,766	2000-01	41	583,194	14,224
1985-86	40	547,778	13,694	2001-02	41	539,770	13,165
1986-87	40	543,703	13,593	2002-03	41	542,404	13,229
1987-88	40	507,066	12,677	2003-04	41	634,152	15,467
1988-89	40	512,635	12,816	2005-06	41	638,871	15,582
1989-90	40	524,016	13,100	2006-07	41	614,519	14,988
1990-91	40	517,246	12,931	2007-08	41	607,538	14,818
1991-92	40	519,625	12,991	2008-09	41	609,507	14,866
1992-93	41	555,809	13,556	2009-10	41	491,558	11,989
1993-94	41	545,198	13,298	2010-11	40	487,543	12,189
1994-95	24	311,822	12,993	2011-12	41	509,241	12,421
				2012-13	24	334,165	13,923
1979-1996 - Winnipeg				TOTALS	1305	17,748,915	13,601
1996-Present - Phoenix							

NHL ALL-STAR GAME

YEAR	POSITION	PLAYER
1980	Left Wing	Morris Lukowich
1981	Left Wing	Morris Lukowich
1982	Center	Dale Hawerchuk
1983	Defenseman	Dave Babych
1984	Defenseman	Dave Babych
1985	Defenseman	Randy Carlyle
	Center	Dale Hawerchuk
	Right Wing	Paul MacLean
1986	Center	Dale Hawerchuk
1987	Center	Dale Hawerchuk
1988	Center	Dale Hawerchuk
1989	Defenseman	Dave Ellett
1990	Center	Thomas Steen (represented by LW Doug Smail)
1991	Defenseman	Phil Housley
1992	Defenseman	Phil Housley
1993	Defenseman	Randy Carlyle
	Defenseman	Phil Housley
	Right Wing	Teemu Selanne
1994	Right Wing	Teemu Selanne
1996	Right Wing	Teemu Selanne
1997	Defenseman	Oleg Tverdovsky
	Left Wing	Keith Tkachuk
1998	Left Wing	Keith Tkachuk (North America)
	Goaltender	Nikolai Khabibulin (World)
1999	Center	Jeremy Roenick (North America)

YEAR	POSITION	PLAYER
	Left Wing	Keith Tkachuk (North America)
	Goaltender	Nikolai Khabibulin (World)
	Defenseman	Teppo Numminen (World)
	Coach	Jim Schoenfeld (North America)
2000	Center	Jeremy Roenick (North America)
	Defenseman	Teppo Numminen (World)
2001	Goaltender	Sean Burke (North America)
	Defenseman	Teppo Numminen (World)
2002	Goaltender	Sean Burke (North America)
2003	No Representatives	
2004	Right Wing	Shane Doan
2007	Center	Yanic Perreault
	Defenseman	Ed Jovanovski
2008	Defenseman	Ed Jovanovski
2009	Left Wing	Shane Doan
2011	Defenseman	Keith Yandle
2012	Defenseman	Keith Yandle
1987	<i>Rendez-Vous '87 replaces NHL All-Star Game</i>	
1995	<i>No NHL All-Star Game due to shortened season</i>	
1998	<i>NHL All-Star Game format changes to North America vs. the World</i>	
2003	<i>NHL All-Star Game format changes to Eastern Conference vs. Western Conference</i>	
2005	<i>No NHL All-Star Game due to cancelled 2004-05 season</i>	
2006	<i>No NHL All-Star Game due to 2006 Olympic Winter Games</i>	
2010	<i>No NHL All-Star Game due to 2010 Olympic Winter Games</i>	
2013	<i>No NHL All-Star Game due to shortened season</i>	

YOUNG STARS / ALLSTARS / ALL ROOKIE TEAM

YOUNG STARS GAME

YEAR	POSITION	PLAYER
2002	Center	Krystofer Kolanos (represented by D Paul Mara)
2003	Defenseman	Ossi Vaananen
	Right Wing	Branko Radivojevic
2004	No Representatives	
2007	No Representatives	
2008	Center	Peter Mueller
2009	Right Wing	Mikkel Boedker
2011	Defenseman	Oliver Ekman-Larsson

*NHL Young Stars Game began in the 2001-02 season

2005 *No NHL Young Stars Game due to cancelled 2004-05 season*
2006 *No NHL Young Stars Game due to 2006 Olympic Winter Games*
2010 *No NHL Young Stars Game due to 2010 Olympic Winter Games*
2013 *No NHL Young Stars Game due to shortened season*

ALL STAR TEAMS (POSTSEASON)

YEAR	POS.	PLAYER	TEAM
1984-85	C	Dale Hawerchuk	Second Team
1991-92	D	Phil Housley	Second Team
1992-93	RW	Teemu Selanne	First Team
1994-95	C	Alexei Zhamnov	Second Team
	LW	Keith Tkachuk	Second Team
2009-10	G	Ilya Bryzgalov	Second Team
2011-12	LW	Ray Whitney	Second Team

ALL ROOKIE TEAMS

YEAR	POS.	PLAYER
1987-88	LW	Iain Duncan
1989-90	G	Bob Essensa
1992-93	RW	Teemu Selanne
1993-94	D	Boris Mironov

*NHL All-Rookie Teams began in the 1982-83 season



NHL AWARD WINNERS



HART TROPHY

YEAR	POS.	PLAYER	WINNER
1985	C	Dale Hawerchuk	Runner-Up



VEZINA TROPHY

YEAR	POS.	PLAYER	WINNER
2010	G	Ilya Bryzgalov	Runner-Up



CALDER TROPHY

YEAR	POS.	PLAYER	WINNER
1982	C	Dale Hawerchuk	Winner
1993	RW	Teemu Selanne	Winner



KING CLANCY TROPHY

YEAR	POS.	PLAYER	WINNER
1996	LW	Kris King	Winner
2010	RW	Shane Doan	Winner



LESTER PATRICK TROPHY

YEAR	POS.	PLAYER	WINNER
1995	LW	Brian Mullen	Winner



JACK ADAMS AWARD

YEAR	COACH	WINNER
1982	Tom Watt	Winner
1985	Barry Long	Runner-Up
1990	Bob Murdoch	Winner
2002	Bob Francis	Winner
2010	Dave Tippett	Winner



LESTER B. PEARSON AWARD

YEAR	POS.	PLAYER	WINNER
2002	G	Sean Burke	Finalist



MARK MESSIER LEADERSHIP AWARD

YEAR	POS.	PLAYER	WINNER
2010	RW	Shane Doan	Finalist
2011	RW	Shane Doan	Finalist
2012	RW	Shane Doan	Winner

GENERAL MANAGER OF THE YEAR AWARD

YEAR	EXECUTIVE	WINNER
2010	Don Maloney	Winner

NHL PLAYER OF THE WEEK

YEAR	WEEK OF	POS.	WINNER
1980-81	Feb. 16	C	Dave Christian
1981-82	Mar. 8	G	Doug Soetaert
	Mar. 22	G	Ed Staniowski
1984-85	Mar. 18	G	Brian Hayward
1986-87	Nov. 16	G	Eldon Reddick
	Mar. 1	C	Dale Hawerchuk
1987-88	Feb. 7	C	Dale Hawerchuk
1988-89	Nov. 20	G	Alain Chevrier
1989-90	Jan. 1	G	Bob Essensa
1990-91	Nov. 4	G	Bob Essensa
	Feb. 3	C	Thomas Steen
1991-92	Nov. 17	G	Bob Essensa
	Feb. 2	G	Bob Essensa
1992-93	Mar. 1	C	Thomas Steen
1993-94	Oct. 25	RW	Teemu Selanne
	Dec. 6	LW	Keith Tkachuk
1995-96	Apr. 1	LW	Keith Tkachuk
1996-97	Mar. 10	G	Nikolai Khabibulin
	Apr. 7	LW	Keith Tkachuk
1997-98	Dec. 15	RW	Mike Gartner
1998-99	Nov. 9-15	G	Jimmy Waite
1999-00	Nov. 22-28	C	Jeremy Roenick
2002-03	Dec. 30-Jan. 5	G	Sean Burke
2003-04	Dec. 29-Jan. 4	G	Brian Boucher
2003-04	Jan. 5-Jan. 11	G	Brian Boucher
2005-06	Mar. 27-Apr. 2	C	Steven Reinprecht
2009-10	Oct. 12-Oct. 18	G	Ilya Bryzgalov
2009-10	Jan. 25-Jan. 31	LW	Shane Doan
2011-12	Feb. 6-12	G	Mike Smith
2011-12	Apr. 2-8	G	Mike Smith

*NHL Player of the Week began in the 1980-81 season

NHL PLAYER OF THE MONTH

YEAR	MONTH	POS	WINNER
1984-85	Mar./Apr.	G	Brian Hayward
1992-93	January	RW	Teemu Selanne
1999-00	October	G	Mikhail Shtalenkov
2000-01	October	G	Sean Burke
2001-02	March	G	Sean Burke
2009-10	March	RW	Lee Stempniak
2011-12	February	G	Mike Smith

*NHL Player of the Month began in the 1980-81 season

NHL ROOKIE OF THE MONTH

YEAR	MONTH	POS	WINNER
1986-87	January	G	Daniel Berthiaume
1992-93	October	RW	Teemu Selanne
	January	RW	Teemu Selanne
	Mar./Apr.	RW	Teemu Selanne
1999-00	January	C	Trevor Letowski
2001-02	November	C	Krystofer Kolanos
2007-08	January	C	Peter Mueller

*NHL Rookie of the Month began in the 1983-84 season

COYOTES TEAM AWARD WINNERS

TEAM MVP

YEAR	POS	WINNER
1996-97	LW	Keith Tkachuk
1997-98	LW	Keith Tkachuk
1998-99	G	Nikolai Khabibulin
1999-00	C	Jeremy Roenick
2000-01	G	Sean Burke
2001-02	G	Sean Burke
2002-03	RW	Mike Johnson
2003-04	RW	Shane Doan
2005-06	G	Curtis Joseph
2006-07	RW	Shane Doan
2007-08	RW	Shane Doan
2008-09	LW	Shane Doan
2009-10	G	Ilya Bryzgalov
2010-11	G	Ilya Bryzgalov
2011-12	G	Mike Smith
2012-13	D	Oliver Ekman-Larsson

MAN OF THE YEAR

YEAR	POS	WINNER
1996-97	LW	Kris King
1997-98	LW	Jim McKenzie
1998-99	C	Jeremy Roenick
1999-00	C	Jeremy Roenick
2000-01	LW	Brad May
2001-02	RW	Landon Wilson
2002-03	RW	Landon Wilson
2003-04	RW	Shane Doan
2005-06	LW	Tyson Nash
	D	Keith Ballard
2006-07	RW	Fredrik Sjostrom
	LW	Josh Gratton
2007-08	D	Derek Morris
2008-09	D	Kurt Sauer
2009-10	D	Jim Vandermeer
2010-11	C	Vernon Fiddler
2011-12	G	Jason LaBarbera
2012-13	LW	Paul Bissonnette

JUKKA NIEMINEN MEMORIAL TROPHY (HARDEST WORKING PLAYER)

YEAR	POS	WINNER
1996-97	RW	Dallas Drake
1997-98	RW	Dallas Drake
1998-99	RW	Rick Tocchet
1999-00	RW	Shane Doan
2000-01	C	Mike Sullivan
2001-02	RW	Shane Doan
2002-03	RW	Shane Doan
2003-04	D	Cale Hulse
2005-06	D	Keith Ballard
2006-07	D	Keith Ballard
2007-08	RW	Shane Doan
2008-09	D	Zbynek Michalek
2009-10	C	Vernon Fiddler
2010-11	LW	Lauri Korpikoski
2011-12	RW	Shane Doan
2012-13	C	Boyd Gordon

THREE-STAR AWARD

YEAR	POS	WINNER
1996-97	LW	Keith Tkachuk
1997-98	LW	Keith Tkachuk
1998-99	LW	Keith Tkachuk
1999-00	LW	Keith Tkachuk
2000-01	G	Sean Burke
2001-02	G	Sean Burke
2002-03	LW	Ladislav Nagy
2003-04	RW	Shane Doan
2005-06	G	Curtis Joseph
2006-07	RW	Shane Doan
2007-08	G	Ilya Bryzgalov
2008-09	LW	Shane Doan
2009-10	G	Ilya Bryzgalov
2010-11	G	Ilya Bryzgalov
2011-12	G	Mike Smith
2012-13	G	Mike Smith

BETH CHAMPIE MEMORIAL AWARD PRESENTED BY THE COYOTES BOOSTER CLUB

YEAR	POS	WINNER
2007-08	D	Derek Morris
2008-09	RW	Shane Doan
2009-10	D	Keith Yandle
2010-11	LW	Paul Bissonnette

LEADING SCORER

YEAR	POS	WINNER
1996-97	LW	Keith Tkachuk
1997-98	LW	Keith Tkachuk
1998-99	C	Jeremy Roenick
1999-00	C	Jeremy Roenick
2000-01	C	Jeremy Roenick
2001-02	C	Daymond Langkow
2002-03	RW	Mike Johnson
2003-04	RW	Shane Doan
2005-06	RW	Shane Doan
2006-07	RW	Shane Doan
2007-08	RW	Shane Doan
2008-09	LW	Shane Doan
2009-10	RW	Wojtek Wolski
2010-11	RW	Shane Doan
2011-12	LW	Ray Whitney
2012-13	D	Keith Yandle

HOCKEY HALL OF FAME

HHOF MEMBER	YEAR INDUCTED	FRANCHISE AFFILIATION
Bobby Hull	1983 as Player	Player, 1979-80
Wayne Gretzky	1999 as Player	Managing Partner-Head Coach, 2001-2009
Dale Hawerchuk	2001 as Player	Player, 1981-82 to 1989-90
Mike Gartner	2001 as Player	Player, 1996-97 to 1997-98
Grant Fuhr	2003 as Player	Goaltending Coach, 2004-2009
Cliff Fletcher	2004 as Builder	Senior Executive VP, 2001-2007
Paul Coffey	2004 as Player	Special Teams Consultant, 2002-2005
Brett Hull	2009 as Player	Player, 2005-06

OLYMPIC GAMES

YEAR	POS.	PLAYER	COUNTRY	FINISH	YEAR	POS.	PLAYER	COUNTRY	FINISH
1980	C	Dave Christian	USA	Gold	1994	LW	Ravil Gusmanov	Russia	4th
	LW	Bengt Lundholm	Sweden	Bronze	1998	LW	Keith Tkachuk	USA	6th
	D	Don Spring	Canada	6th		C	Jeremy Roenick	USA	6th
	D	Tim Watters	Canada	6th		D	Teppo Numminen	Finland	Bronze
1984	LW	Anssi Melametsa	Finland	6th		C	Juha Ylonen	Finland	Bronze
	G	Marc Behrend	USA	7th	2002	D	Danny Markov	Russia	Bronze
1988	D	Tim Watters	Canada	4th		D	Teppo Numminen	Finland	6th
	D	Teppo Numminen	Finland	Silver		D	Ossi Vaananen	Finland	6th
	D	Guy Gosselin	USA	7th		C	Michal Handzus	Slovakia	13th
1992	LW	Petri Skriko	Finland	7th	2006	RW	Shane Doan	Canada	7th
	G	Nikolai Khabibulin	Russia	Gold		D	Dennis Seidenberg	Germany	9th
	D	Sergei Bautin	Russia	Gold	2010	G	Ilya Bryzgalov	Russia	7th
	LW	Evgeny Davydov	Russia	Gold		D	Sami Lepisto	Finland	Bronze
	C	Alexei Zhamnov	Russia	Gold		D	Zbynek Michalek	Czech Republic	5th
	LW	Keith Tkachuk	USA	4th					
	D	Moe Mantha	USA	4th					
	RW	Teemu Selanne	Finland	7th					
	RW	Hannu Jarvenpaa	Finland	7th					



OPENING GAMES

SEASON OPENERS

SEASON	SITE	DATE	OPP.	RESULT
1979-80	Road	Oct. 10	at Pittsburgh	4-2 L
1980-81	Road	Oct. 10	at Washington	4-1 L
1981-82	Home	Oct. 6	vs Toronto	6-1 L
1982-83	Home	Oct. 6	vs Minnesota	5-4 L
1983-84	Home	Oct. 5	vs Detroit	6-6 T
1984-85	Home	Oct. 14	vs Toronto	5-2 W
1985-86	Road	Oct. 10	at Edmonton	4-3 L
1986-87	Home	Oct. 9	vs Buffalo	3-2 W
1987-88	Road	Oct. 10	at Calgary	5-1 W
1988-89	Road	Oct. 6	at Vancouver	2-2 T
1989-90	Home	Oct. 6	vs NY Rangers	4-1 L
1990-91	Home	Oct. 4	vs Toronto	7-1 W
1991-92	Home	Oct. 4	vs Los Angeles	6-3 L
1992-93	Home	Oct. 6	vs Detroit	4-1 W
1993-94	Home	Oct. 6	vs Washington	6-4 W
1994-95	Home	Jan. 20	vs Calgary	3-3 T
1995-96	Home	Oct. 7	vs Dallas	7-5 W

SEASON	SITE	DATE	OPP.	RESULT
1996-97	Road	Oct. 5	at Hartford	1-0 L
1997-98	Home	Oct. 1	vs Chicago	6-2 W
1998-99	Home	Oct. 11	vs Ottawa	4-1 L
1999-00	Road	Oct. 2	at St. Louis	2-1 W
2000-01	Home	Oct. 5	vs St. Louis	4-1 W
2001-02	Road	Oct. 4	at Los Angeles	2-2 T
2002-03	Road	Oct. 9	at Los Angeles	4-1 L
2003-04	Home	Oct. 10	vs St. Louis	2-1 W
2005-06	Road	Oct. 5	at Vancouver	3-2 L
2006-07	Home	Oct. 5	vs NY Islanders	6-3 W
2007-08	Home	Oct. 4	vs St. Louis	3-2 W
2008-09	Home	Oct. 11	vs Columbus	3-1 W
2009-10	Road	Oct. 3	at Los Angeles	6-3 W
*2010-11	Road	Oct. 9	at Boston	5-2 W
2011-12	Road	Oct. 8	at San Jose	6-3 L
2012-13	Road	Jan. 19	at Dallas	4-3 L

RECORD: 16-13-4-0

**Game Played at O2 Arena in Prague, CZE as part of the 2010 Compuware NHL Premiere Series*

HOME OPENERS

SEASON	DATE	OPPONENT	RESULT
1979-80	Oct. 14	vs Colorado	4-2 W
1980-81	Oct. 17	vs Chicago	6-2 W
1981-82	Oct. 6	vs Toronto	6-1 L
1982-83	Oct. 6	vs Minnesota	5-4 L
1983-84	Oct. 5	vs Detroit	6-6 T
1984-85	Oct. 14	vs Toronto	5-2 W
1985-86	Oct. 13	vs Quebec	5-2 L
1986-87	Oct. 9	vs Buffalo	3-2 W
1987-88	Oct. 12	vs Calgary	3-2 W
1988-89	Oct. 14	vs Vancouver	4-3 W
1989-90	Oct. 6	vs NY Rangers	4-1 L
1990-91	Oct. 4	vs Toronto	7-1 W
1991-92	Oct. 4	vs Los Angeles	6-3 L
1992-93	Oct. 6	vs Detroit	4-1 W
1993-94	Oct. 6	vs Washington	6-4 W
1994-95	Jan. 20	vs Calgary	3-3 T
1995-96	Oct. 7	vs Dallas	7-5 W

SEASON	DATE	OPPONENT	RESULT
1996-97	Oct. 10	vs San Jose	4-1 W
1997-98	Oct. 1	vs Chicago	6-2 W
1998-99	Oct. 11	vs Ottawa	4-1 L
1999-00	Oct. 5	vs Anaheim	4-0 W
2000-01	Oct. 5	vs St. Louis	4-1 W
2001-02	Oct. 13	vs Washington	5-2 W
2002-03	Oct. 12	vs Dallas	5-2 L
2003-04	Oct. 10	vs St. Louis	2-1 W
2005-06	Oct. 8	vs Minnesota	2-1 W
2006-07	Oct. 5	vs NY Islanders	6-3 W
2007-08	Oct. 4	vs St. Louis	3-2 W
2008-09	Oct. 11	vs Columbus	3-1 W
2009-10	Oct. 10	vs Columbus	2-0 L
2010-11	Oct. 16	vs Detroit	2-1 OTL
2011-12	Oct. 15	vs Winnipeg	4-1 W
2012-13	Jan. 20	vs. Chicago	6-4 L

RECORD: 21-9-2-1

ROAD OPENERS

SEASON	DATE	OPPONENT	RESULT
1979-80	Oct. 10	at Pittsburgh	4-2 L
1980-81	Oct. 10	at Washington	4-1 L
1981-82	Oct. 14	at Edmonton	4-2 W
1982-83	Oct. 9	at Detroit	8-0 W
1983-84	Oct. 12	at Pittsburgh	4-3 W
1984-85	Oct. 17	at Calgary	7-4 L
1985-86	Oct. 10	at Edmonton	4-3 L
1986-87	Oct. 16	at Hartford	4-4 T
1987-88	Oct. 10	at Calgary	5-1 W
1988-89	Oct. 6	at Vancouver	2-2 T
1989-90	Oct. 10	at Pittsburgh	5-1 L
1990-91	Oct. 6	at Edmonton	3-3 T
1991-92	Oct. 10	at San Jose	5-4 W
1992-93	Oct. 8	at San Jose	4-3 L
1993-94	Oct. 9	at Dallas	3-3 T
1994-95	Jan. 25	at San Jose	4-0 L
1995-96	Oct. 11	at NY Rangers	6-4 L

SEASON	DATE	OPPONENT	RESULT
1996-97	Oct. 5	at Hartford	1-0 L
1997-98	Oct. 3	at St. Louis	7-2 L
1998-99	Oct. 22	at Dallas	2-1 L
1999-00	Oct. 2	at St. Louis	2-1 W
2000-01	Oct. 12	at San Jose	2-1 L
2001-02	Oct. 4	at Los Angeles	2-2 T
2002-03	Oct. 9	at Los Angeles	4-1 L
2003-04	Oct. 12	at Anaheim	2-0 W
2005-06	Oct. 5	at Vancouver	3-2 L
2006-07	Oct. 9	at Columbus	5-1 L
2007-08	Oct. 10	at Columbus	3-0 L
2008-09	Oct. 12	at Anaheim	4-2 W
2009-10	Oct. 3	at Los Angeles	6-3 W
*2010-11	Oct. 9	at Boston	5-2 W
2011-12	Oct. 8	at San Jose	6-3 L
2012-13	Jan. 19	at Dallas	4-3 L

RECORD: 9-19-5-0

**Game Played at O2 Arena in Prague, CZE as part of the 2010 Compuware NHL Premiere Series*

FRANCHISE FIRSTS

FIRST GAME

Home: vs Colorado, Oct. 14, 1979

Road: at Pittsburgh, Oct. 10, 1979

FIRST STARTING LINE UP

Goaltender: Gary Smith

Defensemen: Lars-Erik Sjoberg, Craig Norwich

Center: Peter Sullivan

Left Wing: Morris Lukowich

Right Wing: Willy Lindstrom

FIRST WIN

Home: vs Colorado (4-2), Oct. 14, 1979

Road: at Quebec (5-2), Oct. 31, 1979

FIRST LOSS

Home: vs Detroit (5-1), Oct. 17, 1979

Road: at Pittsburgh (4-2), Oct. 10, 1979

FIRST TIE

Home: vs St. Louis (2-2), Oct. 28, 1979

Road: at Minnesota (4-4), Dec. 1, 1979

FIRST GOAL

Home: Peter Sullivan (5:50 of 1st period) vs Colorado, Oct. 14, 1979

Road: Morris Lukowich (13:34 of 3rd period) vs Pittsburgh, Oct. 10, 1979

FIRST ASSISTS

Home: Willy Lindstrom, Lars Sjoberg (5:50 of 1st period) vs Colorado, Oct. 14, 1979

Road: Peter Marsh, Barry Melrose (13:34 of 3rd period) at Pittsburgh, Oct. 10, 1979

FIRST MINOR PENALTY

Home: Gary Smith, slashing (0:33 of 1st period) vs Colorado, Oct. 14, 1979

Road: Hilliard Graves, slashing (3:19 of 1st period) at Pittsburgh, Oct. 10, 1979

FIRST MAJOR PENALTY

Home: Peter Marsh (14:23 of 2nd period) vs Detroit, Oct. 17, 1979

Road: Barry Melrose (18:23 of 1st period) vs Colorado, Oct. 20, 1979

FIRST MISCONDUCT PENALTY

Home: Peter Marsh (14:23 of 2nd period) vs Detroit, Oct. 17, 1979

Road: Jimmy Mann (11:15 of 3rd period) vs Atlanta, Nov. 6, 1979

FIRST POWER PLAY GOAL

Home: Jude Drouin (18:30 of 2nd period) vs Colorado, Oct. 14, 1979

Road: Peter Sullivan (15:56 of 3rd period) at Pittsburgh, Oct. 10, 1979

FIRST SHORTHANDED GOAL

Home: Lars-Erik Sjoberg (4:30 of 2nd period) vs Vancouver, Nov. 24, 1979

Road: Jude Drouin (5:33 of 1st period) at Minnesota, Dec. 1, 1979

FIRST GAME-WINNING GOAL

Home: Jude Drouin (18:30 of 2nd period) vs Colorado, Oct. 14, 1979

Road: Ron Wilson (8:33 of 2nd period) at Quebec, Oct. 31, 1979

FIRST GOAL ALLOWED

Home: Barry Beck (against Gary Smith at 3:39 of 1st period) vs Colorado, Oct. 14, 1979

Road: Greg Malone (against Gary Smith at 2:04 of 2nd period) at Pittsburgh, Oct. 10, 1979

FIRST WIN BY A GOALTENDER

Home: Gary Smith vs Colorado (4-2), Oct. 14, 1979

Road: Gary Smith at Quebec (5-2), Oct. 31, 1979

FIRST LOSS BY A GOALTENDER

Home: Pierre Hamel vs Detroit (5-1), Oct. 17, 1979

Road: Gary Smith at Pittsburgh (4-2), Oct. 10, 1979

FIRST SHUTOUT FOR

Home: Markus Mattsson (27 saves) vs Hartford (7-0), Mar. 26, 1980

Road: Markus Mattsson (20 saves) vs NY Islanders (0-0), Feb. 12, 1980

FIRST SCORELESS GAME

Home: vs. Dallas (Ilya Bryzgalov and Marty Turco), Jan. 10, 2009*

Road: at NY Islanders (Markus Mattsson and Glenn Resch), Feb. 12, 1980

FIRST 2-GOAL GAME

Home: Craig Norwich vs Colorado, Oct. 14, 1979

Road: Peter Sullivan vs Quebec, Oct. 31, 1979

FIRST HAT TRICK

Home: Willy Lindstrom (3 goals) vs Montreal, Dec. 15, 1979

Road: Dave Christian (3 goals) at NY Rangers, Feb. 12, 1981

FIRST PENALTY SHOT

Home: Peter Sullivan vs Minnesota (against Gary Edwards at 9:16 of 3rd period), Oct. 19, 1979 (failed)

Road: Brent Ashton at Vancouver (against Kirk McLean at 19:40 of 1st period), Dec. 11, 1988 (scored)

**Phoenix won 1-0 in a shootout (no goals scored in regulation or overtime)*



COYOTES FIRSTS

FIRST GAME

Home: vs San Jose, Oct. 10, 1996

Road: at Hartford, Oct. 5, 1996

FIRST STARTING LINE UP

Goaltender: Nikolai Khabibulin

Defensemen: Brad McCrimmon, Jim Johnson

Center: Keith Tkachuk

Left Wing: Jim McKenzie

Right Wing: Shane Doan

FIRST WIN

Home: vs San Jose (4-1), Oct. 10, 1996

Road: at Boston (5-2), Oct. 7, 1996

FIRST LOSS

Home: vs Edmonton (6-3), Oct. 14, 1996

Road: at Hartford (1-0), Oct. 5, 1996

FIRST TIE

Home: vs Florida (1-1), Oct. 20, 1996

Road: at Colorado (3-3), Oct. 11, 1997

FIRST GOAL

Home: Kris King (19:34 of 1st period) vs San Jose, Oct. 10, 1996

Road: Mike Gartner (7:11 of 1st period) at Boston, Oct. 7, 1996

FIRST ASSIST

Home: Brad McCrimmon, Darrin Shannon (19:34 of 1st period) vs San Jose, Oct. 10, 1996

Road: Keith Tkachuk (7:11 of 1st period) at Boston, Oct. 7, 1996

FIRST MINOR PENALTY

Home: Mike Gartner, high sticking (4:49 of 1st period) vs San Jose, Oct. 10, 1996

Road: Nikolai Khabibulin, delay of game (3:50 of 1st period) at Hartford, Oct. 5, 1996

FIRST MAJOR PENALTY

Home: Jim McKenzie, fighting (18:22 of 2nd period) vs San Jose, Oct. 10, 1996

Road: Darrin Shannon, fighting (13:47 of 3rd period) at Boston, Oct. 7, 1996

FIRST MISCONDUCT PENALTY

Home: Dallas Drake (7:58 of 1st period) vs Montreal, Nov. 3, 1996

Road: Kris King (16:06 of 1st period) at St. Louis, Nov. 21, 1996

FIRST POWER PLAY GOAL

Home: Mike Gartner (7:41 of 2nd period) vs San Jose, Oct. 10, 1996

Road: Dallas Drake (4:00 of 2nd period) at Toronto, Oct. 26, 1996

FIRST SHORTHANDED GOAL

Home: Keith Tkachuk (19:06 of 3rd period) vs Anaheim, Oct. 12, 1996

Road: Oleg Tverdovsky (10:50 of 3rd period) at NY Islanders, Dec. 10, 1996

FIRST GAME-WINNING GOAL

Home: Mike Gartner (7:41 of 2nd period) vs San Jose, Oct. 10, 1996

Road: Oleg Tverdovsky (9:00 of 1st period) at Boston, Oct. 7, 1996

FIRST GOAL ALLOWED

Home: Bernie Nicholls (against Nikolai Khabibulin at 19:29 of 2nd period) vs San Jose, Oct. 10, 1996

Road: Alexander Godynuk (against Nikolai Khabibulin at 2:48 of 2nd period) at Hartford, Oct. 5, 1996

FIRST WIN BY A GOALTENDER

Home: Nikolai Khabibulin vs San Jose (4-1), Oct. 10, 1996

Road: Nikolai Khabibulin at Boston (5-2), Oct. 7, 1996

FIRST LOSS BY A GOALTENDER

Home: Nikolai Khabibulin vs Edmonton (6-3), Oct. 14, 1996

Road: Nikolai Khabibulin at Hartford (1-0), Oct. 5, 1996

FIRST SHUTOUT FOR

Home: Nikolai Khabibulin (26 saves) vs Vancouver (4-0), Jan. 25, 1997

Road: Darcy Wakaluk (33 saves) at St. Louis (3-0), Dec. 5, 1996

FIRST SHUTOUT AGAINST

Home: Rick Tabaracci (21 saves) vs Tampa Bay (2-0), Feb. 4, 1997

Road: Sean Burke (30 saves) at Hartford (1-0), Oct. 5, 1996

FIRST SCORELESS GAME

Home: vs. Dallas (Ilya Bryzgalov and Marty Turco), Jan. 10, 2009*

Road: at Chicago (Zac Bierk and Michael Leighton), Jan. 8, 2003

FIRST 2-GOAL GAME

Home: Dallas Drake vs Montreal, Nov. 3, 1996

Road: Mike Gartner at Montreal, Oct. 28, 1996

FIRST HAT TRICK

Home: Keith Tkachuk (3 goals) vs New Jersey, Nov. 28, 1996

Road: Mike Gartner (3 goals) at Boston, Oct. 7, 1996

FIRST PENALTY SHOT

Home: Mike Hudson vs Detroit (against Chris Osgood at 8:36 of 3rd period), Nov. 18, 1996 (failed)

Road: Jeremy Roenick at Columbus (against Marc Denis at 17:06 of 2nd period), Feb. 28, 2001 (failed)

**Phoenix won 1-0 in a shootout (no goals scored in regulation or overtime)*

RING OF HONOR



9 - Bobby Hull

Hull's #9 was originally retired by the Winnipeg Jets on February 19, 1989; his #9 was entered into the Coyotes' Ring of Honor on October 8, 2005

- Appeared in 411 career WHA games with the Winnipeg Jets (1972-1978)
- Played one NHL season with the Jets (1978-79)
- Appeared in 1,063 career NHL games over 16 seasons with the Jets, Blackhawks and Hartford Whalers, registering 610-560-1,170
- Scored 50 or more goals nine times, 80 or more points 13 times



25 - Thomas Steen

Steen's #25 was originally retired by the Winnipeg Jets on May 6, 1995; his #25 was entered into the Coyotes' Ring of Honor on January 21, 2006

- First non-North American player to have his number retired by an NHL team
- Upon his retirement, ranked among the NHL's top 80 all-time point leaders
- NHL All-Star in 1990
- Spent his entire 14-year NHL career with the Winnipeg Jets
- Registered 27-61-88 during the 1988-89 campaign
- Jets co-captain for the 1989-90 and 1990-91 seasons
- Ranks first in assists (553), second in points (817) and shorthanded goals (13), third in games played (950) and fourth in goals (264) in franchise history



10 - Dale Hawerchuk

Hawerchuk's #10 was entered into the Coyotes' Ring of Honor on April 5, 2007

- Appeared in 713 career NHL games with the Winnipeg Jets
- Recorded more than a point-per-game for 13 consecutive seasons
- Youngest player in NHL history to play in 1,000 career NHL games (30 years, 306 days)
- Became the youngest player in NHL history to reach the 100-point plateau in his rookie season (1981-82)
- Calder Memorial Trophy (1982)
- Second Team NHL All-Star (1985)
- Runner up for the Hart Memorial Trophy (1985)
- Served as Jets captain from 1984-1990
- Selected to five NHL All-Star Games (1982, 1985, 1986, 1987, 1988)
- Ranks first in goals (379), points (929), power-play goals (122) and hat tricks (12) in franchise history
- Inducted into the Hockey Hall of Fame in 2001



RING OF HONOR



27- Teppo Numminen

Numminen's #27 was entered into the Coyotes' Ring of Honor on January 30, 2010

- His 1,372 career NHL games are the most ever by a European-trained NHL player
- Served as Coyotes captain during the 2001-02 and 2002-03 campaigns
- Participated in three NHL All-Star Games (1999, 2000, 2001)
- Represented Finland at four Winter Olympics (1988, 1998, 2002, 2006), and at five IIHF World Championships (1987, 1991, 1994, 1996, 1997)
- Earned six total medals in international competition
- Ranks as the franchise's all-time leader in goals (108), assists (426) and points (534) among defensemen



7- Keith Tkachuk

Tkachuk's #7 was entered into the Coyotes' Ring of Honor on December 23, 2011

- Appeared in 1,201 career NHL games with Winnipeg/Phoenix, St. Louis and Atlanta
- In 10 seasons with the Jets/Coyotes franchise, appeared in 640 games, registering 323-300-623 and 1,508 penalty minutes
- One of four U.S. born players to score 500-plus NHL goals
- Second-Team NHL All-Star (1995, 1998)
- U.S. Hockey Hall of Fame (2011)
- Participated in five NHL All-Star Games (1997, 1998, 1999, 2004, 2009)
- Represented Team USA at four Winter Olympics (1992, 1998, 2002, 2006)
- Was a member of the 2006 World Cup of Hockey winning U.S. team
- Led the Coyotes in scoring over four seasons (1993-94, 1995-96, 1996-97, 1997-98)
- Served as Coyotes/Jets Captain from 1993-95 and 1996-2001
- Ranks second all-time in franchise history in goals (323), power-play goals (114), game-winning goals (40) and hat tricks (9). Also ranks first all-time in penalty minutes (1,508).



97- Jeremy Roenick

Roenick's #97 was entered into the Coyotes' Ring of Honor on February 11, 2012

- Appeared in 1,363 career NHL games with Chicago, Phoenix, Philadelphia, Los Angeles and San Jose
- In six seasons with the Coyotes, appeared in 454 games, recording 152-227-379 and 596 penalty minutes
- Second-highest American born goal scorer; one of four U.S. born players to score 500-plus NHL goals
- U.S. Hockey Hall of Fame (2010)
- Participated in nine NHL All-Star Games (1991, 1992, 1993, 1994, 1999, 2000)
- Represented Team USA at two Winter Olympics (1998, 2002)
- Led the Coyotes in scoring over three consecutive seasons (1998-99, 1999-00, 2000-01)





2013
PLAYOFFS
2014



2013 STANLEY CUP PLAYOFF RESULTS

Team Playoff Records

TEAM	GP	W	L	GF	GA	PCTG
CHICAGO	23	16	7	64	48	.696
BOSTON	22	14	8	65	47	.636
LOS ANGELES	18	9	9	37	34	.500
PITTSBURGH	15	8	7	49	40	.533
DETROIT	14	7	7	33	37	.500
NY RANGERS	12	5	7	26	28	.417
SAN JOSE	11	7	4	25	22	.636
OTTAWA	10	5	5	31	31	.500
WASHINGTON	7	3	4	12	16	.429
TORONTO	7	3	4	18	22	.429
ANAHEIM	7	3	4	21	18	.429
ST LOUIS	6	2	4	10	12	.333
NY ISLANDERS	6	2	4	17	25	.333
MONTREAL	5	1	4	9	20	.200
MINNESOTA	5	1	4	7	17	.200
VANCOUVER	4	0	4	8	15	.000

Home

TEAM	GP	W	L	GF	GA
CHICAGO	13	11	2	41	23
BOSTON	12	8	4	35	26
LOS ANGELES	9	8	1	23	12
PITTSBURGH	8	5	3	27	19
DETROIT	6	4	2	15	14
SAN JOSE	5	5	0	15	8
OTTAWA	4	3	1	14	11
NY RANGERS	5	4	1	14	11
TORONTO	3	1	2	7	10
WASHINGTON	4	3	1	6	7
ANAHEIM	4	2	2	12	11
ST. LOUIS	3	2	1	6	5
NY ISLANDERS	3	1	2	13	13
MONTREAL	3	1	2	6	11
MINNESOTA	2	1	1	3	5
VANCOUVER	2	0	2	3	6

Road

TEAM	GP	W	L	GF	GA
CHICAGO	10	5	5	23	25
BOSTON	10	6	4	30	21
LOS ANGELES	9	1	8	14	22
PITTSBURGH	7	3	4	22	21
DETROIT	8	3	5	18	23
SAN JOSE	6	2	4	10	14
OTTAWA	6	2	4	17	20
NY RANGERS	7	1	6	12	17
TORONTO	4	2	2	11	12
WASHINGTON	3	0	3	6	9
ANAHEIM	3	1	2	9	7
ST LOUIS	3	0	3	4	7
NY ISLANDERS	3	1	2	4	12
MONTREAL	2	0	2	3	9
MINNESOTA	3	0	3	4	12
VANCOUVER	2	0	2	5	9

Series Results

CONFERENCE QUARTERFINALS

	SCORE
SERIES A – Pittsburgh Penguins defeated New York Islanders	4-2
SERIES B – Ottawa Senators defeated Montreal	4-1
SERIES C – New York Rangers defeated Washington	4-3
SERIES D – Boston Bruins defeated Toronto	4-3
SERIES E – Chicago Blackhawks defeated Minnesota	4-1
SERIES F – Detroit Red Wings defeated Anaheim	4-3
SERIES G – San Jose Sharks defeated Vancouver	4-0
SERIES H – Los Angeles Kings defeated St. Louis	4-2

CONFERENCE SEMIFINALS

SERIES I – Pittsburgh Penguins defeated Ottawa	4-1
SERIES J – Boston Bruins defeated New York Rangers	4-1
SERIES K – Chicago Blackhawks defeated Detroit	4-3
SERIES L – Los Angeles Kings defeated San Jose	4-3

CONFERENCE FINALS

SERIES M – Boston Bruins defeated Pittsburgh	4-0
SERIES N – Chicago Blackhawks defeated Los Angeles	4-1

STANLEY CUP FINAL

SERIES O – Chicago Blackhawks defeated Boston	4-2
---	-----

2013 STANLEY CUP PLAYOFF SCORING & CATEGORY LEADERS

PLAYOFF SCORING LEADERS

Player	Team	GP	TOI/G	G	A	PTS	+/-	PIM	PP	SH	GW	S	PCTG
David Krejci	Boston	22	22:15	9	17	26	13	14	1	0	2	56	16.1
Patrick Kane	Chicago	23	20:55	9	10	19	7	8	0	0	2	88	10.2
Milan Lucic	Boston	22	20:56	7	12	19	12	14	0	0	0	42	16.7
Nathan Horton	Boston	22	18:29	7	12	19	20	14	2	0	3	38	18.4
Bryan Bickell	Chicago	23	15:22	9	8	17	11	14	1	0	2	49	18.4
Patrick Sharp	Chicago	23	18:15	10	6	16	1	8	2	0	2	91	11
Marian Hossa	Chicago	22	19:56	7	9	16	8	2	3	0	2	70	10
Evgeni Malkin	Pittsburgh	15	20:29	4	12	16	-2	26	0	0	1	67	6
Kris Letang	Pittsburgh	15	27:37	3	13	16	2	8	2	0	1	49	6.1
Patrice Bergeron	Boston	22	20:43	9	6	15	2	13	4	0	2	71	12.7
Sidney Crosby	Pittsburgh	14	23:05	7	8	15	-3	8	2	0	0	59	11.9
Zdeno Chara	Boston	22	29:31	3	12	15	7	20	0	0	0	55	5.5
Jonathan Toews	Chicago	23	21:33	3	11	14	9	18	1	0	0	70	4.3
Jeff Carter	Los Angeles	18	19:37	6	7	13	6	14	1	0	0	56	10.7
Slava Voynov	Los Angeles	18	21:54	6	7	13	9	0	0	0	4	34	17.6
Brad Marchand	Boston	22	19:34	4	9	13	4	21	0	0	1	57	7
Duncan Keith	Chicago	22	27:37	2	11	13	10	18	0	0	0	51	3.9
Joe Pavelski	San Jose	11	21:12	4	8	12	0	0	3	0	0	36	11.1
Jarome Iginla	Pittsburgh	15	15:45	4	8	12	-4	16	2	0	0	34	11.8
Henrik Zetterberg	Detroit	14	19:58	4	8	12	3	8	1	0	1	58	6.9
Mike Richards	Los Angeles	15	19:08	3	9	12	5	8	1	0	0	23	13
Derick Brassard	New York	12	18:54	2	10	12	1	2	1	0	1	22	9.1
Pascal Dupuis	Pittsburgh	15	18:52	7	4	11	2	12	0	2	0	37	18.9
Logan Couture	San Jose	11	20:31	5	6	11	-6	0	5	0	3	33	15.2
Michal Handzus	Chicago	23	16:03	3	8	11	7	6	0	1	0	17	17.6

CATEGORY LEADERS

GOALS

Player	Team	GP	G
Patrick Sharp	CHI	23	10
David Krejci	BOS	22	9
Patrick Kane	CHI	23	9
Bryan Bickell	CHI	23	9
Patrice Bergeron	BOS	22	9
Milan Lucic	BOS	22	7
Nathan Horton	BOS	22	7
Marian Hossa	CHI	22	7
Sidney Crosby	PIT	14	7
Pascal Dupuis	PIT	15	7
Jeff Carter	LAK	18	6
Slava Voynov	LAK	18	6
James Neal	PIT	13	6
Kyle Turris	OTT	10	6
Justin Williams	LAK	18	6
Johnny Boychuk	BOS	22	6

ASSISTS

Player	Team	GP	A
David Krejci	BOS	22	17
Kris Letang	PIT	15	13
Nathan Horton	BOS	22	12
Milan Lucic	BOS	22	12
Evgeni Malkin	PIT	15	12
Zdeno Chara	BOS	22	12
Jonathan Toews	CHI	23	11
Duncan Keith	CHI	22	11
Patrick Kane	CHI	23	10
Derick Brassard	NYR	12	10
Jaromir Jagr	BOS	22	10

GAME-WINNING GOALS

Player	Team	GP	GWG
Slava Voynov	LAK	18	4
Daniel Paille	BOS	22	3
Nathan Horton	BOS	22	3
Logan Couture	SJS	11	3

POWER-PLAY GOALS

Player	Team	GP	PPG
Logan Couture	SJS	11	5
Patrice Bergeron	BOS	22	4
Marian Hossa	CHI	22	3
Chris Kunitz	PIT	15	3
Torey Krug	BOS	15	3
Daniel Alfredsson	OTT	10	3
Johan Franzen	DET	14	3
Joe Pavelski	SJS	11	3

PLUS/MINUS

Player	Team	GP	+/-
Nathan Horton	BOS	22	20
David Krejci	BOS	22	13
Milan Lucic	BOS	22	12
Johnny Oduya	CHI	23	12
Bryan Bickell	CHI	23	11
Duncan Keith	CHI	22	10
Niklas Hjalmarsson	CHI	23	10
Jonathan Toews	CHI	23	9
Slava Voynov	LAK	18	9
Adam McQuaid	BOS	22	9
Rob Scuderi	LAK	18	9
Michal Rozsival	CHI	23	9



2013 STANLEY CUP PLAYOFF GOALTENDING LEADERS

GOALS AGAINST AVERAGE

Player	Team	GP	MIN	GA	GAA	W	L	OT
Corey Crawford	CHI	23	1,503:54	46	1.84	16	7	2
Jonathan Quick	LAK	18	1,099:00	34	1.86	9	9	3
Antti Niemi	SJS	11	673:07	21	1.87	7	4	0
Tuukka Rask	BOS	22	1,465:55	46	1.88	14	8	3
Brian Elliott	STL	6	378:29	12	1.9	2	4	1
Tomas Vokoun	PIT	11	685:13	23	2.01	6	5	2
Henrik Lundqvist	NYR	12	756:15	27	2.14	5	7	3
Braden Holtby	WSH	7	432:50	16	2.22	3	4	0
Jimmy Howard	DET	14	859:28	35	2.44	7	7	2
Robin Lehner	OTT	2	49:24	2	2.45	0	1	0

WINS, LOSSES AND OT

Player	Team	GP	MIN	W	L	OT
Corey Crawford	CHI	23	1,503:54	16	7	2
Tuukka Rask	BOS	22	1,465:55	14	8	3
Jonathan Quick	LAK	18	1,099:00	9	9	3
Antti Niemi	SJS	11	673:07	7	4	0
Jimmy Howard	DET	14	859:28	7	7	2
Tomas Vokoun	PIT	11	685:13	6	5	2
Henrik Lundqvist	NYR	12	756:15	5	7	3
Craig Anderson	OTT	10	577:40	5	4	0
Braden Holtby	WSH	7	432:50	3	4	0
Jonas Hiller	ANA	7	438:40	3	4	3

SAVE PERCENTAGE

Player	Team	GP	MIN	GA	SA	SV%	W	L	OT
Tuukka Rask	BOS	22	1,465:55	46	761	0.94	14	8	3
Jonathan Quick	LAK	18	1,099:00	34	518	0.934	9	9	3
Henrik Lundqvist	NYR	12	756:15	27	411	0.934	5	7	3
Tomas Vokoun	PIT	11	685:13	23	345	0.933	6	5	2
Corey Crawford	CHI	23	1,503:54	46	674	0.932	16	7	2
Antti Niemi	SJS	11	673:07	21	298	0.93	7	4	0
Jimmy Howard	DET	14	859:28	35	461	0.924	7	7	2
James Reimer	TOR	7	438:26	21	272	0.923	3	4	2
Braden Holtby	WSH	7	432:50	16	205	0.922	3	4	0
Robin Lehner	OTT	2	49:24	2	25	0.92	0	1	0

SHUTOUTS

Player	Team	GP	MIN	SO	SA	W	L	OT
Jonathan Quick	LAK	18	1,099:00	3	518	9	9	3
Tuukka Rask	BOS	22	1,465:55	3	761	14	8	3
Henrik Lundqvist	NYR	12	756:15	2	411	5	7	3
Marc-Andre Fleury	PIT	5	290:14	1	145	2	2	0
Braden Holtby	WSH	7	432:50	1	205	3	4	0
Jonas Hiller	ANA	7	438:40	1	218	3	4	3
Tomas Vokoun	PIT	11	685:13	1	345	6	5	2
Jimmy Howard	DET	14	859:28	1	461	7	7	2
Corey Crawford	CHI	23	1,503:54	1	674	16	7	2

ALL-TIME PLAYOFF SERIES

DATE	OPPONENT	RESULT	GWG	GOALTENDERS	ATTEN.
------	----------	--------	-----	-------------	--------

1982 PLAYOFFS

April 7	St. Louis at Winnipeg	3-4 L	Lapointe	Staniowski/Liut	13,081
April 8	St. Louis at Winnipeg	5-2 W	MacLean	Soetaert/Liut	14,371
April 10	Winnipeg at St. Louis	3-6 L	Crombeen	Soetaert/Liut	13,827
April 11	Winnipeg at St. Louis	2-8 L	Sutter	Staniowski/Liut	12,676

ST. LOUIS WON BEST OF FIVE SERIES 3-1

1983 PLAYOFFS

April 6	Winnipeg at Edmonton	3-6 L	Gretzky	Hayward-Soetaert/Moog	17,498
April 7	Winnipeg at Edmonton	3-4 L	Messier	Hayward/Moog	17,498
April 9	Edmonton at Winnipeg	3-4 L	Linesman	Hayward/Moog	11,346

EDMONTON WON BEST OF FIVE SERIES 3-0

1984 PLAYOFFS

April 4	Winnipeg at Edmonton	2-9 L	Coffey	Soetaert-Visor/Fuhr	17,197
April 5	Winnipeg at Edmonton	4-5 L (OT)	Gregg	Behrend/Fuhr	17,390
April 7	Edmonton at Winnipeg	1-4 L	Semenko	Behrend/Fuhr	12,497

EDMONTON WON BEST OF FIVE SERIES 3-0

1985 PLAYOFFS

April 10	Calgary at Winnipeg	5-4 W (OT)	Mullen	Hayward/Lemelin	14,794
April 11	Calgary at Winnipeg	5-2 W	Arniel	Hayward/Lemelin	14,335
April 13	Winnipeg at Calgary	0-4 L	Otto	Hayward-Behrend/Lemelin	16,683
April 14	Winnipeg at Calgary	5-3 W	Wilson	Behrend/Lemelin	16,798

WINNIPEG WON BEST OF FIVE SERIES 3-1

April 18	Winnipeg at Edmonton	2-4 L	Coffey	Behrend/Fuhr	16,236
April 20	Winnipeg at Edmonton	2-5 L	Coffey	Hayward/Fuhr	16,942
April 23	Edmonton at Winnipeg	4-5 L	Gretzky	Hayward/Fuhr	15,418
April 25	Edmonton at Winnipeg	3-8 L	Kurri	Hayward-Behrend/Fuhr	15,519

EDMONTON WON BEST OF SEVEN SERIES 4-0

1986 PLAYOFFS

April 9	Winnipeg at Calgary	1-5 L	Mullen	Bouchard-Hayward/Vernon	16,762
April 10	Winnipeg at Calgary	4-6 L	Tonelli	Hayward-Behrend/Vernon	16,762
April 12	Calgary at Winnipeg	3-4 L (OT)	McDonald	Berthiaume/Vernon	8,123

CALGARY WON BEST OF FIVE SERIES 3-0

1987 PLAYOFFS

April 8	Winnipeg at Calgary	4-2 W	Marois	Berthiaume/Lemelin	16,798
April 9	Winnipeg at Calgary	3-2 W	Steen	Berthiaume/Vernon	16,798
April 11	Calgary at Winnipeg	2-3 L (OT)	Bullard	Berthiaume/Vernon	14,958
April 12	Calgary at Winnipeg	4-3 W	Hamel	Berthiaume/Vernon	14,174
April 14	Winnipeg at Calgary	3-4 L	Mullen	Berthiaume/Vernon	16,798
April 16	Calgary at Winnipeg	6-1 W	Hamel	Berthiaume/Vernon-Lemelin	15,517

WINNIPEG WON BEST OF SEVEN SERIES 4-2

April 21	Winnipeg at Edmonton	2-3 L (OT)	Anderson	Berthiaume/Fuhr	17,356
April 23	Winnipeg at Edmonton	3-5 L	Lemay	Reddick/Fuhr	17,468
April 25	Edmonton at Winnipeg	2-5 L	Kurri	Reddick/Fuhr	15,556
April 27	Edmonton at Winnipeg	2-4 L	Ruotsalainen	Berthiaume-Reddick/Fuhr	14,460

EDMONTON WON BEST OF SEVEN SERIES 4-0

1988 PLAYOFFS

April 6	Winnipeg at Edmonton	4-7 L	Simpson	Berthiaume/Fuhr	17,054
April 7	Winnipeg at Edmonton	2-3 L	Simpson	Berthiaume/Fuhr	16,843
April 9	Edmonton at Winnipeg	6-4 W	Gilhen	Berthiaume/Fuhr	12,813
April 10	Edmonton at Winnipeg	3-5 L	Lacombe	Berthiaume/Fuhr	12,491
April 12	Winnipeg at Edmonton	2-6 L	Kurri	Berthiaume/Fuhr	16,829

EDMONTON WON BEST OF SEVEN SERIES 4-1



ALL-TIME PLAYOFF SERIES

DATE	OPPONENT	RESULT	GWG	GOALTENDERS	ATTEN.
------	----------	--------	-----	-------------	--------

1990 PLAYOFFS

April 4	Winnipeg at Edmonton	7-5 W	Ashton	Essensa/Ranford	16,423
April 6	Winnipeg at Edmonton	2-3 L (OT)	Lamb	Beauregard/Ranford	17,410
April 8	Edmonton at Winnipeg	2-1 W	Hawerchuk	Essensa/Ranford	15,547
April 10	Edmonton at Winnipeg	4-3 W (2OT)	Ellett	Essensa-Beauregard/Ranford	15,572
April 12	Winnipeg at Edmonton	3-4 L	Messier	Beauregard/Ranford	17,503
April 14	Edmonton at Winnipeg	3-4 L	Kurri	Essensa/Ranford	15,567
April 16	Winnipeg at Edmonton	1-4 L	Kurri	Beauregard/Ranford	17,503

EDMONTON WON BEST OF SEVEN SERIES 4-3

1992 PLAYOFFS

April 18	Winnipeg at Vancouver	3-2 W	Olczyk	Tabaracci/McLean	16,123
April 20	Winnipeg at Vancouver	2-3 L	Lumme	Tabaracci/McLean	16,123
April 22	Vancouver at Winnipeg	4-2 W	DeBlois	Tabaracci/McLean	13,393
April 24	Vancouver at Winnipeg	3-1 W	Housley	Tabaracci/McLean	15,568
April 26	Winnipeg at Vancouver	2-8 L	Babych	Tabaracci-Essensa/McLean	16,123
April 28	Vancouver at Winnipeg	3-8 L	Linden	Tabaracci/McLean	14,941
April 30	Winnipeg at Vancouver	0-5 L	Fergus	Tabaracci/McLean	16,123

VANCOUVER WON BEST OF SEVEN SERIES 4-3

1993 PLAYOFFS

April 19	Winnipeg at Vancouver	2-4 L	Linden	Essensa/McLean	15,918
April 21	Winnipeg at Vancouver	2-3 L	Bure	Essensa/McLean	15,729
April 23	Vancouver at Winnipeg	5-4 W	Selanne	Essensa/McLean	15,569
April 25	Vancouver at Winnipeg	1-3 L	Momesso	Essensa/McLean	15,567
April 27	Winnipeg at Vancouver	4-3 W (OT)	Selanne	Essensa/McLean	16,150
April 29	Vancouver at Winnipeg	3-4 L (OT)	Adams	Essensa/McLean	15,569

VANCOUVER WON BEST OF SEVEN SERIES 4-2

1996 PLAYOFFS

April 17	Winnipeg at Detroit	1-4 L	Fetisov	Khabibulin/Osgood	19,983
April 19	Winnipeg at Detroit	0-4 L	Coffey	Khabibulin/Osgood	19,983
April 21	Detroit at Winnipeg	4-1 W	Kilger	Khabibulin/Vernon	15,566
April 23	Detroit at Winnipeg	1-6 L	Larionov	Khabibulin/Vernon	15,567
April 26	Winnipeg at Detroit	3-1 W	Manson	Khabibulin/Osgood	19,983
April 28	Detroit at Winnipeg	1-4 L	Kozlov	Khabibulin/Vernon	15,567

DETROIT WON BEST OF SEVEN SERIES 4-2

1997 PLAYOFFS

April 16	Phoenix at Anaheim	2-4 L	Selanne	Khabibulin/Hebert	17,174
April 18	Phoenix at Anaheim	2-4 L	Daigneault	Khabibulin/Hebert	17,174
April 20	Anaheim at Phoenix	4-1 W	Shannon	Khabibulin/Hebert	16,210
April 22	Anaheim at Phoenix	2-0 W	Corkum	Khabibulin/Hebert-Shtalenkov	16,210
April 24	Phoenix at Anaheim	5-2 W	Numminen	Khabibulin/Hebert	17,174
April 27	Anaheim at Phoenix	2-3 L (OT)	Kariya	Khabibulin/Hebert	16,210
April 29	Phoenix at Anaheim	0-3 L	Karpa	Khabibulin/Hebert	17,174

ANAHEIM WON BEST OF SEVEN SERIES 4-3

1998 PLAYOFFS

April 22	Phoenix at Detroit	3-6 L	McCarty	Khabibulin-Waite/Osgood	19,983
April 24	Phoenix at Detroit	7-4 W	Roenick	Khabibulin/Osgood	19,983
April 26	Detroit at Phoenix	3-2 W	Roenick	Khabibulin/Osgood	16,210
April 28	Detroit at Phoenix	2-4 L	Macoun	Khabibulin-Waite/Osgood	16,210
April 30	Phoenix at Detroit	1-3 L	Kozlov	Waite/Osgood	19,983
May 3	Detroit at Phoenix	2-5 L	Shanahan	Waite/Osgood	16,210

DETROIT WON BEST OF SEVEN SERIES 4-2

ALL-TIME PLAYOFF SERIES

DATE	OPPONENT	RESULT	GWG	GOALTENDERS	ATTEN.
------	----------	--------	-----	-------------	--------

1999 PLAYOFFS

April 22	St. Louis at Phoenix	1-3 L	Rivers	Khabibulin/Fuhr	16,210
April 24	St. Louis at Phoenix	4-3 W (OT)	Doan	Khabibulin/Fuhr	16,210
April 25	Phoenix at St. Louis	5-4 W	Doan	Khabibulin/Fuhr-McLennan	17,539
April 27	Phoenix at St. Louis	2-1 W	Drake	Khabibulin/Fuhr	19,529
April 30	St. Louis at Phoenix	1-2 L (OT)	Young	Khabibulin/Fuhr	16,210
May 2	Phoenix at St. Louis	3-5 L	Finley	Khabibulin/Fuhr	16,629
May 4	St. Louis at Phoenix	0-1 L (OT)	Turgeon	Khabibulin/Fuhr	16,210

ST. LOUIS WON BEST OF SEVEN SERIES 4-3

2000 PLAYOFFS

April 13	Phoenix at Colorado	3-6 L	Ozolinsh	Burke/Roy	18,007
April 15	Phoenix at Colorado	1-3 L	Tanguay	Burke/Roy	18,007
April 17	Colorado at Phoenix	2-4 L	Deadmarsh	Burke/Roy	16,210
April 19	Colorado at Phoenix	3-2 W	Renberg	Burke/Roy	16,210
April 21	Phoenix at Colorado	1-2 L	Forsberg	Burke/Roy	18,007

COLORADO WON BEST OF SEVEN SERIES 4-1

2002 PLAYOFFS

April 17	Phoenix at San Jose	1-2 L	Marleau	Burke/Nabokov	17,496
April 20	Phoenix at San Jose	3-1 W	Briere	Burke/Nabokov	17,496
April 22	San Jose at Phoenix	1-4 L	Graves	Burke/Nabokov	16,210
April 24	San Jose at Phoenix	1-2 L	Ricci	Burke/Nabokov	16,210
April 26	Phoenix at San Jose	1-4 L	Graves	Burke/Nabokov	17,496

SAN JOSE WON BEST OF SEVEN SERIES 4-1

2010 PLAYOFFS

April 14	Detroit at Phoenix	3-2 W	Morris	Bryzgalov/Howard	17,125
April 16	Detroit at Phoenix	4-7 L	Zetterberg	Bryzgalov/Howard	17,386
April 18	Phoenix at Detroit	4-2 W	Prucha	Bryzgalov/Howard	20,066
April 20	Phoenix at Detroit	0-3 L	Zetterberg	Bryzgalov/Howard	20,066
April 23	Detroit at Phoenix	1-4 L	Holmstrom	Bryzgalov/Howard	17,458
April 25	Phoenix at Detroit	5-2 W	Vrbata	Bryzgalov/Howard	20,066
April 27	Detroit at Phoenix	1-6 L	Datsyuk	Bryzgalov/Howard	17,543

DETROIT WON BEST OF SEVEN SERIES 4-3

2011 PLAYOFFS

April 13	Phoenix at Detroit	2-4 L	Rafalski	Bryzgalov/Howard	20,066
April 16	Phoenix at Detroit	3-4 L	Holmstrom	Bryzgalov/Howard	20,066
April 18	Detroit at Phoenix	2-4 L	Filppula	Bryzgalov/Howard	17,130
April 20	Detroit at Phoenix	3-6 L	Cleary	Bryzgalov/Howard	17,314

DETROIT WON BEST OF SEVEN SERIES 4-0

2012 PLAYOFFS

April 12	Chicago at Phoenix	3-2 W	Hanzal	Smith/Crawford	17,138
April 14	Chicago at Phoenix	4-3 L	Bickell	Smith/Crawford	17,539
April 17	Phoenix at Chicago	3-2 W	Boedker	Smith/Crawford	21,627
April 19	Phoenix at Chicago	3-2 W	Boedker	Smith/Crawford	22,111
April 21	Chicago at Phoenix	2-1 L	Toews	Smith/Crawford	17,746
April 23	Phoenix at Chicago	4-0 W	Ekman-Larsson	Smith/Crawford	21,636

PHOENIX WON BEST OF SEVEN SERIES 4-2

April 27	Nashville at Phoenix	4-3 W	Whitney	Smith/Rinne	17,187
April 29	Nashville at Phoenix	5-3 W	Pyatt	Smith/Rinne	17,217
May 2	Phoenix at Nashville	2-0 L	Legwand	Smith/Rinne	17,113
May 4	Phoenix at Nashville	1-0 W	Doan	Smith/Rinne	17,113
May 7	Nashville at Phoenix	2-1 W	Hanzal	Smith/Rinne	17,182

PHOENIX WON BEST OF SEVEN SERIES 4-1



ALL-TIME PLAYOFF SERIES

DATE	OPPONENT	RESULT	GWG	GOALTENDERS	ATTEN.
2012 PLAYOFFS (cont'd)					
May 13	Los Angeles at Phoenix	2-4 L	Brown	Smith/Quick	17,134
May 15	Los Angeles at Phoenix	0-4 L	Carter	Smith/Quick	17,149
May 17	Phoenix at Los Angeles	1-2 L	King	Smith/Quick	18,367
May 20	Phoenix at Los Angeles	2-0 W	Doan	Smith/Quick	18,402
May 22	Los Angeles at Phoenix	3-4 L	Penner	Smith/Quick	17,148

LOS ANGELES WON BEST OF SEVEN SERIES 4-1

ALL-TIME PLAYOFF SERIES

SEASON	SERIES	GAMES	RESULT	SEASON	SERIES	GAMES	RESULT
1979-80	Did not qualify for playoffs			1996-97	Western Conference Quarterfinals	3-4	Lost to Anaheim
1980-81	Did not qualify for playoffs			1997-98	Western Conference Quarterfinals	2-4	Lost to Detroit
1981-82	Norris Division Semifinals	1-3	Lost to St. Louis	1998-99	Western Conference Quarterfinals	3-4	Lost to St. Louis
1982-83	Smythe Division Semifinals	0-3	Lost to Edmonton	1999-00	Western Conference Quarterfinals	1-4	Lost to Colorado
1983-84	Smythe Division Semifinals	0-3	Lost to Edmonton	2000-01	Did not qualify for playoffs		
1984-85	Smythe Division Semifinals	3-1	Defeated Calgary	2001-02	Western Conference Quarterfinals	1-4	Lost to San Jose
	Smythe Division Finals	0-4	Lost to Edmonton	2002-03	Did not qualify for playoffs		
1985-86	Smythe Division Semifinals	0-3	Lost to Calgary	2003-04	Did not qualify for playoffs		
1986-87	Smythe Division Semifinals	4-2	Defeated Calgary	2005-06	Did not qualify for playoffs		
	Smythe Division Finals	0-4	Lost to Edmonton	2006-07	Did not qualify for playoffs		
1987-88	Smythe Division Semifinals	1-4	Lost to Edmonton	2007-08	Did not qualify for playoffs		
1988-89	Did not qualify for playoffs			2008-09	Did not qualify for playoffs		
1989-90	Smythe Division Semifinals	3-4	Lost to Edmonton	2009-10	Western Conference Quarterfinals	3-4	Lost to Detroit
1991-92	Smythe Division Semifinals	3-4	Lost to Vancouver	2010-11	Western Conference Quarterfinals	4-0	Lost to Detroit
1992-93	Smythe Division Semifinals	2-4	Lost to Vancouver	2011-12	Western Conference Quarterfinals	4-2	Defeated Chicago
1993-94	Did not qualify for playoffs				Western Conference Semifinals	4-1	Defeated Nashville
1994-95	Did not qualify for playoffs				Western Conference Final	1-4	Lost to Los Angeles
1995-96	Western Conference Quarterfinals	2-4	Lost to Detroit	2012-13	Did not qualify for playoffs		
PLAYOFF WIN/LOSS RECORD BY GAMES: 41-78				SERIES RECORD IN FIRST ROUND: 3-16			
PLAYOFF WIN/LOSS RECORD BY SERIES: 4-19				SERIES RECORD IN SECOND ROUND: 1-2			
				SERIES RECORD IN THIRD ROUND: 0-1			
				SERIES RECORD IN FINAL ROUND: 0-0			
				DIVISION CHAMPIONSHIPS: 1			
				CONFERENCE CHAMPIONSHIPS: 0			
				STANLEY CUP CHAMPIONSHIPS: 0			

ALL-TIME PLAYOFF SCORING BY SEASON

1981-82 WINNIPEG JETS

PLAYER	GP	G	A	PTS	PIM
Dale Hawerchuk	4	1	7	8	5
Paul MacLean	4	3	2	5	20
Moe Mantha	4	1	3	4	16
Thomas Steen	4	0	4	4	2
Willy Lindstrom	4	2	1	3	2
Lucien Deblois	4	2	1	3	4
Dave Babych	4	1	2	3	29
Norm Dupont	4	2	0	2	0
Bengt Lundholm	4	1	1	2	2
Morris Lukowich	4	0	2	2	16
Tim Watters	4	0	1	1	8
Dave Christian	4	0	1	1	2
Don Spring	4	0	0	0	4
Jimmy Mann	3	0	0	0	7
Larry Hopkins	4	0	0	0	2
Serge Savard	4	0	0	0	2
Doug Smail	4	0	0	0	0
Tim Trimper	1	0	0	0	0
Rick Bowness	1	0	0	0	0

GOALTENDER	GP	MIN	GAA	W-L	SO	GA	SA	SV%
Doug Soetaert	2	120	4.00	1-1	0	8	62	.871
Ed Staniowski	2	120	6.00	0-2	0	12	42	.714

1982-83 WINNIPEG JETS

PLAYER	GP	G	A	PTS	PIM
Dale Hawerchuk	3	1	4	5	8
Moe Mantha	2	2	2	4	0
Ron Wilson	3	2	2	4	2
Paul MacLean	3	1	2	3	6
Norm Dupont	1	1	1	2	0
Thomas Steen	3	0	2	2	0
Bryan Maxwell	3	1	0	1	23
Brian Mullen	3	1	0	1	0
Laurie Boschman	3	0	1	1	12
Bengt Lundholm	3	0	1	1	2
Jimmy Mann	1	0	0	0	0
Doug Soetaert	1	0	0	0	0
Scott Arniel	2	0	0	0	0
Larry Hopkins	2	0	0	0	0
Don Spring	2	0	0	0	6
Dave Babych	3	0	0	0	0
Lucien Deblois	3	0	0	0	5
Brian Hayward	3	0	0	0	0
Dave Christian	3	0	0	0	0
Serge Savard	3	0	0	0	2
Doug Smail	3	0	0	0	6
Tim Watters	3	0	0	0	2

GOALTENDER	GP	MIN	GAA	W-L	SO	GA	SA	SV%
Doug Soetaert	1	20	0	0-0	0	0	10	1
Brian Hayward	3	160	5.25	0-3	0	14	84	0.833

1983-84 WINNIPEG JETS

PLAYER	GP	G	A	PTS	PIM
Brian Mullen	3	0	3	3	6
Andrew McBain	3	2	0	2	0
Dale Hawerchuk	3	1	1	2	0
Dave Babych	3	1	1	2	0
Randy Carlyle	3	0	2	2	4
Paul MacLean	3	1	0	1	0
Moe Mantha	3	1	0	1	0
Tim Watters	3	1	0	1	2
Doug Smail	3	0	1	1	7
Tim Young	1	0	1	1	0
Laurie Boschman	3	0	1	1	5
Lucien Deblois	3	0	1	1	4
Thomas Steen	3	0	1	1	9
Scott Arniel	2	0	0	0	5
Jordy Douglas	1	0	0	0	2
Murray Eaves	2	0	0	0	2
Wade Campbell	3	0	0	0	7
Jim Kyte	3	0	0	0	11
Morris Lukowich	3	0	0	0	0
Robert Picard	3	0	0	0	12
Marc Behrend	2	0	0	0	0
Doug Soetaert	1	0	0	0	0
Mike Veisor	1	0	0	0	0

GOALTENDER	GP	MIN	GAA	W-L	SO	GA	SA	SV%
Marc Behrend	2	121	4.46	0-2	0	9	91	0.901
Mike Veisor	1	40	6	0-0	0	4	29	0.862
Doug Soetaert	1	20	15	0-1	0	5	19	0.737

1984-85 WINNIPEG JETS

PLAYER	GP	G	A	PTS	PIM
Dave Babych	8	2	7	9	6
Paul MacLean	8	3	4	7	4
Ron Wilson	8	4	2	6	2
Randy Carlyle	8	1	5	6	13
Dave Ellett	8	1	5	6	4
Thomas Steen	8	2	3	5	17
Bengt Lundholm	5	2	2	4	8
Robert Picard	8	2	2	4	8
Dale Hawerchuk	3	2	1	3	4
Laurie Boschman	8	2	1	3	21
Doug Smail	8	2	1	3	4
Scott Arniel	8	1	2	3	9
Brian Mullen	8	1	2	3	4
Andrew McBain	7	1	0	1	0
Murray Eaves	2	0	1	1	0
Jim Nill	8	0	1	1	28
Perry Turnbull	8	0	1	1	26
Tim Watters	8	0	1	1	16
Peter Taglianetti	1	0	0	0	0
Marc Behrend	4	0	0	0	0
Wade Campbell	3	0	0	0	2
Tom Martin	3	0	0	0	2
Brian Hayward	6	0	0	0	0
Jim Kyte	8	0	0	0	14

GOALTENDER	GP	MIN	GAA	W-L	SO	GA	SA	SV%
Marc Behrend	4	179	3.35	1-1	0	10	96	0.896
Brian Hayward	6	309	4.47	2-4	0	23	156	0.853



ALL-TIME PLAYOFF SCORING BY SEASON

1985-86 WINNIPEG JETS

PLAYER	GP	G	A	PTS	PIM
Mario Marois	3	1	4	5	6
Brian Mullen	3	1	2	3	6
Dale Hawerchuk	3	0	3	3	0
Ray Neufeld	3	2	0	2	10
Thomas Steen	3	1	1	2	4
Paul MacLean	2	1	0	1	7
Bill Derlago	3	1	0	1	0
Doug Smail	3	1	0	1	0
Laurie Boschman	3	0	1	1	6
Dave Ellett	3	0	1	1	0
Perry Turnbull	3	0	1	1	11
Marc Behrend	1	0	0	0	0
Daniel Berthiaume	1	0	0	0	0
Dan Bouchard	1	0	0	0	2
Dave Silk	1	0	0	0	2
Ron Wilson	1	0	0	0	0
Brian Hayward	2	0	0	0	0
Bengt Lundholm	2	0	0	0	2
Scott Arniel	3	0	0	0	12
Brad Berry	3	0	0	0	0
Bobby Dollas	3	0	0	0	2
Jim Kyte	3	0	0	0	12
Jim Nill	3	0	0	0	4
Peter Taglianetti	3	0	0	0	2

GOALTENDER	GP	MIN	GAA	W-L	SO	GA	SA	SV%
Marc Behrend	1	12	0	0-0	0	0	7	1
Daniel Berthiaume	1	68	3.53	0-1	0	4	43	0.907
Brian Hayward	2	68	5.29	0-1	0	6	31	0.806
Dan Bouchard	1	40	7.5	0-1	0	5	22	0.773

1986-87 WINNIPEG JETS

PLAYER	GP	G	A	PTS	PIM
Dale Hawerchuk	10	5	8	13	4
Dave Ellett	10	0	8	8	2
Paul MacLean	10	5	2	7	16
Thomas Steen	10	3	4	7	8
Brian Mullen	9	4	2	6	0
Randy Carlyle	10	1	5	6	22
Fredrik Olausson	10	2	3	5	4
Laurie Boschman	10	2	3	5	30
Doug Smail	10	4	0	4	10
Mario Marois	10	1	3	4	23
Jim Kyte	10	0	4	4	36
Ron Wilson	10	1	2	3	0
Gilles Hamel	8	2	0	2	2
Ray Neufeld	8	1	1	2	30
Andrew McBain	9	0	2	2	10
Iain Duncan	7	0	2	2	6
Tim Watters	10	0	1	1	21
Brad Berry	7	0	1	1	14
Jim Nill	2	0	0	0	7
Steve Rooney	8	0	0	0	34
Perry Turnbull	1	0	0	0	10

GOALTENDER	GP	MIN	GAA	W-L	SO	GA	SA	SV%
Daniel Berthiaume	8	437	2.87	4-4	0	21	210	0.9
Eldon Reddick	3	166	3.61	0-2	0	10	73	0.863

1987-88 WINNIPEG JETS

PLAYER	GP	G	A	PTS	PIM
Dale Hawerchuk	5	3	4	7	16
Andrew McBain	5	2	5	7	29
Thomas Steen	5	1	5	6	2
Ray Neufeld	5	2	2	4	6
Laurie Boschman	5	1	3	4	9
Mario Marois	5	0	4	4	6
Dave Ellett	5	1	2	3	10
Paul MacLean	5	2	0	2	23
Peter Taglianetti	5	1	1	2	12
Fredrik Olausson	5	1	1	2	0
Randy Carlyle	5	0	2	2	10
Doug Smail	5	1	0	1	22
Steve Rooney	5	1	0	1	33
Randy Gilhen	4	1	0	1	10
Iain Duncan	4	0	1	1	0
Paul Boutillier	5	0	0	0	15
Ron Wilson	1	0	0	0	2
Gilles Hamel	1	0	0	0	0
Mark Kumpel	4	0	0	0	4
Peter Douris	1	0	0	0	0
Brad Jones	1	0	0	0	0
Tim Watters	4	0	0	0	4

GOALTENDER	GP	MIN	GAA	W-L	SO	GA	SA	SV%
Daniel Berthiaume	5	300	5	1-4	0	25	154	0.838

1989-90 WINNIPEG JETS

PLAYER	GP	G	A	PTS	PIM
Dale Hawerchuk	7	3	5	8	2
Thomas Steen	7	2	5	7	16
Pat Elynuik	7	2	4	6	2
Moe Mantha	7	1	5	6	2
Brent Ashton	7	3	1	4	2
Doug Evans	7	2	2	4	10
Greg Paslawski	7	1	3	4	0
Teppo Numminen	7	1	2	3	10
Dave Ellett	7	2	0	2	6
Paul Fenton	7	2	0	2	23
Mark Kumpel	7	2	0	2	2
Paul MacDermid	7	0	2	2	8
Fredrik Olausson	7	0	2	2	2
Doug Smail	5	1	0	1	0
Gord Donnelly	6	0	1	1	8
Dave McLlwain	7	0	1	1	2
Brad Berry	1	0	0	0	0
Laurie Boschman	2	0	0	0	2
Stephane Beauregard	4	0	0	0	0
Bob Essensa	4	0	0	0	0
Phil Sykes	4	0	0	0	0
Shawn Cronin	5	0	0	0	7
Peter Taglianetti	5	0	0	0	6

GOALTENDER	GP	MIN	GAA	W-L	SO	GA	SA	SV%
Stephane Beauregard	4	238	3.03	1-3	0	12	105	0.886
Bob Essensa	4	206	3.5	2-1	0	12	100	0.88

ALL-TIME PLAYOFF SCORING BY SEASON

1991-92 WINNIPEG JETS

PLAYER	GP	G	A	PTS	PIM
Thomas Steen	7	2	4	6	2
Fredrik Olausson	7	1	5	6	4
Phil Housley	7	1	4	5	0
Aaron Broten	7	2	2	4	12
Pat Elynuik	7	2	2	4	4
Evgeny Davydov	7	2	2	4	2
Keith Tkachuk	7	3	0	3	30
Ed Olczyk	6	2	1	3	4
Randy Carlyle	5	1	0	1	6
Lucien DeBlois	5	1	0	1	2
Darrin Shannon	7	0	1	1	10
Phil Sykes	7	0	1	1	9
Bob Essensa	1	0	0	0	0
Doug Evans	1	0	0	0	2
Luciano Borsato	1	0	0	0	0
Kris Draper	2	0	0	0	0
Mike Hartman	2	0	0	0	2
Dean Kennedy	2	0	0	0	0
Shawn Cronin	4	0	0	0	6
Mike Eagles	7	0	0	0	8
Mike Lalor	7	0	0	0	19
Troy Murray	7	0	0	0	2
Teppo Numminen	7	0	0	0	0
Rick Tabaracci	7	0	0	0	0
Igor Ulanov	7	0	0	0	39

GOALTENDER	GP	MIN	GAA	W-L	SO	GA	SA	SV%
Rick Tabaracci	7	387	4.03	3-4	0	26	212	0.877
Bob Essensa	1	33	5.45	0-0	0	3	17	0.824

1992-93 WINNIPEG JETS

PLAYER	GP	G	A	PTS	PIM
Phil Housley	6	0	7	7	2
Teemu Selanne	6	4	2	6	2
Darrin Shannon	6	2	4	6	6
Keith Tkachuk	6	4	0	4	14
Thomas Steen	6	1	3	4	2
Stu Barnes	6	1	3	4	2
Andy Brickley	1	1	1	2	0
Kris King	6	1	1	2	4
Teppo Numminen	6	1	1	2	2
Mike Lalor	4	0	2	2	4
Fredrik Olausson	6	0	2	2	2
Alexei Zhamnov	6	0	2	2	2
Tie Domi	6	1	0	1	23
Luciano Borsato	6	1	0	1	4
Mike Eagles	5	0	1	1	6
Russ Romaniuk	1	0	0	0	0
John Druce	2	0	0	0	0
Bryan Erickson	3	0	0	0	0
Evgeny Davydov	4	0	0	0	0
Igor Ulanov	4	0	0	0	4
Bob Essensa	6	0	0	0	2
Dean Kennedy	6	0	0	0	2
Sergei Bautin	6	0	0	0	2

GOALTENDER	GP	MIN	GAA	W-L	SO	GA	SA	SV%
Bob Essensa	6	367	3.27	2-4	0	20	183	0.891

1995-96 WINNIPEG JETS

PLAYER	GP	G	A	PTS	PIM
Dave Manson	6	2	1	3	30
Alexei Zhamnov	6	2	1	3	8
Craig Janney	6	1	2	3	0
Ed Olczyk	6	1	2	3	6
Keith Tkachuk	6	1	2	3	22
Igor Korolev	6	0	3	3	0
Chad Kilger	4	1	0	1	0
Norm Maciver	6	1	0	1	2
Darrin Shannon	6	1	0	1	6
Kris King	5	0	1	1	4
Craig Muni	6	0	1	1	2
Mike Eastwood	6	0	1	1	2
Oleg Tverdovsky	6	0	1	1	0
Jim McKenzie	1	0	0	0	2
Craig Mills	1	0	0	0	0
Dallas Drake	3	0	0	0	0
Iain Fraser	4	0	0	0	0
Jeff Finley	6	0	0	0	4
Teppo Numminen	6	0	0	0	2
Mike Stapleton	6	0	0	0	21
Nikolai Khabibulin	6	0	0	0	0
Shane Doan	6	0	0	0	6

GOALTENDER	GP	MIN	GAA	W-L	SO	GA	SA	SV%
Nikolai Khabibulin	6	359	3.18	2-4	0	19	214	0.911

1996-97 PHOENIX COYOTES

PLAYER	GP	G	A	PTS	PIM
Cliff Ronning	7	0	7	7	12
Keith Tkachuk	7	6	0	6	7
Teppo Numminen	7	3	3	6	0
Jeremy Roenick	6	2	4	6	4
Darrin Shannon	7	3	1	4	4
Bob Corkum	7	2	2	4	4
Mike Gartner	7	1	2	3	4
Craig Janney	7	0	3	3	4
Deron Quint	7	0	2	2	0
Dallas Drake	7	0	1	1	2
Oleg Tverdovsky	7	0	1	1	0
Murray Baron	1	0	0	0	0
Jeff Finley	1	0	0	0	2
Igor Korolev	1	0	0	0	0
Jocelyn Lemieux	2	0	0	0	4
Shane Doan	4	0	0	0	2
Jim Johnson	6	0	0	0	4
Gerald Diduck	7	0	0	0	10
Kris King	7	0	0	0	17
Jim McKenzie	7	0	0	0	2
Jayson More	7	0	0	0	7
Mike Stapleton	7	0	0	0	14
Nikolai Khabibulin	7	0	0	0	6

GOALTENDER	GP	MIN	GAA	W-L	SO	GA	SA	SV%
Nikolai Khabibulin	7	426	2.11	3-4	1	15	222	0.932



ALL-TIME PLAYOFF SCORING BY SEASON

1997-98 PHOENIX COYOTES

PLAYER	GP	G	A	PTS	PIM
Rick Tocchet	6	6	2	8	25
Jeremy Roenick	6	5	3	8	4
Oleg Tverdovsky	6	0	7	7	0
Keith Tkachuk	6	3	3	6	10
Cliff Ronning	6	1	3	4	4
Craig Janney	6	0	3	3	0
Murray Baron	6	0	2	2	6
Gerald Diduck	6	0	2	2	20
Mike Gartner	5	1	0	1	18
Bob Corkum	6	1	0	1	4
Shane Doan	6	1	0	1	6
Dallas Drake	4	0	1	1	2
Nikolai Khabibulin	4	0	1	1	0
Darrin Shannon	5	0	1	1	4
Norm Maciver	6	0	1	1	2
Mark Janssens	1	0	0	0	2
Jim McKenzie	1	0	0	0	0
Teppo Numminen	1	0	0	0	0
Jim Cummins	3	0	0	0	4
Jimmy Waite	4	0	0	0	0
Brad Isbister	5	0	0	0	2
Michel Petit	5	0	0	0	8
Keith Carney	6	0	0	0	4
Mike Stapleton	6	0	0	0	2

GOALTENDER	GP	MIN	GAA	W-L	SO	GA	SA	SV%
Jimmy Waite	4	171	3.86	0-3	0	11	97	0.887
Nikolai Khabibulin	4	185	4.22	2-1	0	13	106	0.877

1998-99 PHOENIX COYOTES

PLAYER	GP	G	A	PTS	PIM
Dallas Drake	7	4	3	7	4
Shane Doan	7	2	2	4	6
Robert Reichel	7	1	3	4	2
Keith Tkachuk	7	1	3	4	13
Teppo Numminen	7	2	1	3	4
Keith Carney	7	1	2	3	10
Rick Tocchet	7	0	3	3	8
Louie DeBrusk	6	2	0	2	6
Stephen Leach	7	1	1	2	2
Juha Ylonen	2	0	2	2	2
Brian Noonan	5	0	2	2	4
Oleg Tverdovsky	6	0	2	2	6
Greg Adams	3	1	0	1	0
Mike Stapleton	7	1	0	1	0
Jim Cummins	3	0	1	1	0
Stan Neckar	6	0	1	1	4
Bob Corkum	7	0	1	1	4
Jyrki Lumme	7	0	1	1	6
Jeremy Roenick	1	0	0	0	0
Brad Tiley	1	0	0	0	0
Tavis Hansen	2	0	0	0	0
Gerald Diduck	3	0	0	0	2
Mike Sullivan	5	0	0	0	2
J.J. Daigneault	6	0	0	0	8
Nikolai Khabibulin	7	0	0	0	2

GOALTENDER	GP	MIN	GAA	W-L	SO	GA	SA	SV%
Nikolai Khabibulin	7	449	2.41	3-4	0	18	236	0.924

1999-2000 PHOENIX COYOTES

PLAYER	GP	G	A	PTS	PIM
Jeremy Roenick	5	2	2	4	10
Travis Green	5	2	1	3	2
Shane Doan	4	1	2	3	8
Benoit Hogue	5	1	2	3	2
Mikael Renberg	5	1	2	3	4
Trevor Letowski	5	1	1	2	4
Teppo Numminen	5	1	1	2	0
Keith Tkachuk	5	1	1	2	4
Dallas Drake	5	0	1	1	4
Jyrki Lumme	5	0	1	1	2
Radoslav Suchy	5	0	1	1	0
Mike Sullivan	5	0	1	1	0
Daniel Briere	1	0	0	0	0
J.J. Daigneault	1	0	0	0	0
Juha Ylonen	1	0	0	0	0
Louie DeBrusk	3	0	0	0	0
Greg Adams	5	0	0	0	0
Sean Burke	5	0	0	0	0
Stan Neckar	5	0	0	0	0
Mika Alatalo	5	0	0	0	2
Keith Carney	5	0	0	0	17
Lyle Odelein	5	0	0	0	16

GOALTENDER	GP	MIN	GAA	W-L	SO	GA	SA	SV%
Sean Burke	5	296	3.24	1-4	0	16	167	0.904

2001-02 PHOENIX COYOTES

PLAYER	GP	G	A	PTS	PIM
Shane Doan	5	2	2	4	6
Daniel Briere	5	2	1	3	2
Mike Johnson	5	1	1	2	6
Sean Burke	5	0	2	2	0
Denis Pederson	5	0	2	2	0
Todd Simpson	5	0	2	2	6
Daymond Langkow	5	1	0	1	0
Radoslav Suchy	5	1	0	1	0
Dan Focht	1	0	1	1	0
Drake Berehowsky	5	0	1	1	4
Branko Radivojevic	1	0	0	0	2
Krystofer Kolanos	2	0	0	0	6
Andrei Nazarov	3	0	0	0	2
Teppo Numminen	4	0	0	0	2
Landon Wilson	4	0	0	0	12
Claude Lemieux	5	0	0	0	2
Brad May	5	0	0	0	0
Brian Savage	5	0	0	0	0
Michal Handzus	5	0	0	0	2
Paul Mara	5	0	0	0	4
Ladislav Nagy	5	0	0	0	21
Ossi Vaananen	5	0	0	0	6

GOALTENDER	GP	MIN	GAA	W-L	SO	GA	SA	SV%
Sean Burke	5	297	2.63	1-4	0	13	133	0.902

ALL-TIME PLAYOFF SCORING BY SEASON

2009-10 PHOENIX COYOTES

PLAYER	GP	G	A	PTS	PIM
Matthew Lombardi	7	1	5	6	2
Wojtek Wolski	7	4	1	5	0
Keith Yandle	7	2	3	5	4
Radim Vrbata	7	2	2	4	4
Derek Morris	7	1	3	4	11
Petr Prucha	7	1	2	3	4
Martin Hanzal	7	0	3	3	10
Taylor Pyatt	7	1	1	2	2
Vernon Fiddler	6	1	1	2	14
Shane Doan	3	1	1	2	4
Lee Stempniak	7	0	2	2	0
Zbynek Michalek	7	0	2	2	2
Adrian Aucoin	7	0	2	2	10
Ed Jovanovski	7	1	0	1	4
Lauri Korpikoski	7	1	0	1	2
Sami Lepisto	7	1	0	1	0
Mathieu Schneider	3	1	0	1	0
Robert Lang	4	0	1	1	0
Daniel Winnik	7	0	0	0	0
Petteri Nokelainen	5	0	0	0	2

GOALTENDER	GP	MIN	GAA	W-L	SO	GA	SA	SV%
Ilya Bryzgalov	7	419	3.44	3-4	0	24	255	.906

2010-11 PHOENIX COYOTES

PLAYER	GP	G	A	PTS	PIM
Shane Doan	4	3	2	5	6
Radim Vrbata	4	2	3	5	0
Keith Yandle	4	0	5	5	0
Ray Whitney	4	1	2	3	2
Kyle Turris	4	1	2	3	2
Martin Hanzal	4	1	2	3	8
David Schlemko	7	1	0	1	4
Taylor Pyatt	4	1	0	1	0
Lauri Korpikoski	4	0	1	1	2
Mikkel Boedker	4	0	1	1	2
Ed Jovanovski	4	0	1	1	2
Lee Stempniak	4	0	0	0	0
Rostislav Klesla	4	0	0	0	7
Michal Rozsival	4	0	0	0	2
Eric Belanger	4	0	0	0	2
Adrian Aucoin	4	0	0	0	2
Vernon Fiddler	4	0	0	0	0
Andrew Ebbett	3	0	0	0	0
Paul Bissonnette	1	0	0	0	0

GOALTENDER	GP	MIN	GAA	W-L	SO	GA	SA	SV%
Ilya Bryzgalov	4	234	4.36	0-4	0	17	140	.879

2011-12 PHOENIX COYOTES

PLAYER	GP	G	A	PTS	PIM
Antoine Vermette	16	5	5	10	24
Shane Doan	16	5	4	9	41
Keith Yandle	16	1	8	9	10
Mikkel Boedker	16	4	4	8	0
Rostislav Klesla	15	2	6	8	4
Ray Whitney	16	2	5	7	10
Daymond Langkow	16	1	6	7	4
Taylor Pyatt	16	4	2	6	2
Martin Hanzal	12	3	3	6	29
Derek Morris	16	2	4	6	24
Radim Vrbata	16	2	3	5	8
Oliver Ekman-Larsson	16	1	3	4	8
Kyle Chipchura	15	1	3	4	7
Gilbert Brule	12	2	1	3	0
Raffi Torres	3	1	1	2	2
Marc-Antoine Pouliot	8	1	1	2	2
Boyd Gordon	16	0	2	2	6
Adrian Aucoin	11	0	2	2	10
Michal Rozsival	15	0	0	0	2
Lauri Korpikoski	11	0	0	0	2
David Schlemko	5	0	0	0	0
Paul Bissonnette	3	0	0	0	15
*Michael Stone	2	0	0	0	0

GOALTENDER	GP	MIN	GAA	W-L	SO	GA	SA	SV%
Mike Smith	16	1027	1.99	9-7	3	34	602	.944



ALL-TIME PLAYOFF SCORING BY POINTS

#	PLAYER	GP	G	A	PTS	PIM	#	PLAYER	GP	G	A	PTS	PIM
1	Dale Hawerchuk	38	16	33	49	39	63	Daniel Briere	6	2	1	3	2
2	Thomas Steen	56	12	32	44	62	64	Gilbert Brule	12	2	1	3	0
3	Shane Doan	55	15	13	28	85	65	Benoit Hogue	5	1	2	3	2
4	Keith Tkachuk	44	19	9	28	100	66	Mikael Renberg	5	1	2	3	4
5	Paul MacLean	35	16	10	26	76	67	Petr Prucha	7	1	2	3	4
6	Dave Ellett	33	4	16	20	22	68	Keith Carney	18	1	2	3	31
7	Keith Yandle	27	3	16	19	14	69	Scott Arniel	18	1	2	3	26
8	Jeremy Roenick	18	9	9	18	18	70	Kris King	18	1	2	3	25
9	Fredrik Olausson	35	4	13	17	12	71	Tim Watters	28	1	2	3	49
10	Randy Carlyle	31	3	14	17	51	72	Igor Korolev	7	0	3	3	0
11	Teppo Numminen	50	8	8	16	20	73	Iain Duncan	11	0	3	3	6
12	Brian Mullen	26	7	9	16	16	74	Kyle Turris	4	1	2	3	2
13	Moe Mantha	16	5	10	15	18	75	Paul Fenton	7	2	0	2	23
14	Laurie Boschman	34	5	10	15	87	76	Louie DeBrusk	9	2	0	2	6
15	David Babych	18	4	10	14	35	77	Gilles Hamel	9	2	0	2	2
16	Radim Vrbata	27	6	8	14	12	78	Mark Kumpel	11	2	0	2	6
17	Ron Wilson	23	7	6	13	6	79	Mike Lalor	11	2	0	2	23
18	Darrin Shannon	31	6	7	13	30	80	Andy Brickley	1	1	1	2	0
19	Mario Marois	18	2	11	13	35	81	Raffi Torres	3	1	1	2	2
20	Andrew McBain	24	5	7	12	39	82	Trevor Letowski	5	1	1	2	4
21	Martin Hanzal	23	4	8	12	47	83	Mike Johnson	5	1	1	2	6
22	Phil Housley	13	1	11	12	2	84	Vernon Fiddler	10	1	1	2	14
23	Doug Smail	41	9	2	11	49	85	Stephen Leach	7	1	1	2	2
24	Rick Tocchet	13	6	5	11	33	86	Marc-Antoine Pouliot	8	1	1	2	2
25	Cliff Ronning	13	1	10	11	16	87	Radoslav Suchy	10	1	1	2	0
26	Oleg Tverdovsky	25	0	11	11	6	88	Norm Maciver	12	1	1	2	4
27	Pat Elynuik	14	4	6	10	6	89	Peter Taglianetti	14	1	1	2	20
28	Antoine Vermette	16	5	5	10	24	90	Juha Ylonen	3	0	2	2	2
29	Ray Whitney	20	3	7	10	12	91	Brian Noonan	5	0	2	2	4
30	Derek Morris	23	3	7	10	35	92	Denis Pederson	5	0	2	2	0
31	Dallas Drake	26	4	6	10	12	93	Todd Simpson	5	0	2	2	6
32	Ray Neufeld	18	6	3	9	46	94	Murray Baron	7	0	2	2	6
33	Craig Janney	19	1	8	9	4	95	Morris Lukowich	7	0	2	2	16
34	Mikkel Boedker	20	4	5	9	2	96	Paul MacDermid	7	0	2	2	8
35	Taylor Pyatt	27	6	3	9	4	97	Zbynek Michalek	7	0	2	2	2
36	Rostislav Klesla	19	2	6	8	17	98	Deron Quint	7	0	2	2	0
37	Daymond Langkow	21	2	6	8	4	99	Lee Stempniak	11	0	2	2	2
38	Bengt Lundholm	14	3	4	7	14	100	Sean Burke	10	0	2	2	0
39	Teemu Selanne	6	4	2	6	2	101	Perry Turnbull	12	0	2	2	47
40	Eddie Olczyk	12	3	3	6	10	102	Jyrki Lumme	12	0	2	2	8
41	Bob Corkum	20	3	3	6	12	103	Boyd Gordon	16	0	2	2	6
42	Matthew Lombardi	7	1	5	6	2	104	Gerald Diduck	16	0	2	2	32
43	Wojtek Wolski	7	4	1	5	0	105	Ed Jovanovski	11	1	1	2	6
44	Lucien Deblois	15	3	2	5	15	106	Lauri Korpikoski	22	1	1	2	8
45	Alexei Zhamnov	12	2	3	5	10	107	Bill Derlago	3	1	0	1	0
46	Norm Dupont	5	3	1	4	0	108	Bryan Maxwell	3	1	0	1	23
47	Brent Ashton	7	3	1	4	2	109	Mathieu Schneider	3	1	0	1	0
48	Aaron Broten	7	2	2	4	12	110	Randy Gilhen	4	1	0	1	10
49	Doug Evans	8	2	2	4	12	111	Chad Kilger	4	1	0	1	0
50	Evgeny Davydov	11	2	2	4	2	112	David Schlemko	9	1	0	1	4
51	Robert Picard	11	2	2	4	20	113	Tie Domi	6	1	0	1	23
52	Mike Gartner	12	2	2	4	22	114	Luciano Borsato	7	1	0	1	4
53	Stu Barnes	6	1	3	4	2	115	Sami Lepisto	7	1	0	1	0
54	Kyle Chipchura	15	1	3	4	7	116	Greg Adams	8	1	0	1	0
55	Oliver Ekman-Larsson	16	1	3	4	8	117	Steve Rooney	13	1	0	1	67
56	Greg Paslawski	7	1	3	4	0	118	Mike Stapleton	26	1	0	1	37
57	Robert Reichel	7	1	3	4	2	119	Tim Young	1	0	1	1	0
58	Adrian Aucoin	22	0	4	4	22	120	Dan Focht	1	0	1	1	0
59	Jim Kyte	24	0	4	4	73	121	Murray Eaves	4	0	1	1	2
60	Willy Lindstrom	4	2	1	3	2	122	Robert Lang	4	0	1	1	0
61	Travis Green	5	2	1	3	2	123	Drake Berehowsky	5	0	1	1	4
62	Dave Manson	6	2	1	3	30	124	Jim Cummins	6	0	1	1	4

ALL-TIME PLAYOFF SCORING BY POINTS

#	PLAYER	GP	G	A	PTS	PIM	#	PLAYER	GP	G	A	PTS	PIM
125	Gord Donnelly	6	0	1	1	8	166	Iain Fraser	4	0	0	0	0
126	Mike Eastwood	6	0	1	1	2	167	Jimmy Mann	4	0	0	0	7
127	Craig Muni	6	0	1	1	2	168	Doug Soetaert	4	0	0	0	0
128	Dave Christian	7	0	1	1	2	169	Jimmy Waite	4	0	0	0	0
129	Dave McLlwain	7	0	1	1	2	170	Landon Wilson	4	0	0	0	12
130	Mike Sullivan	10	0	1	1	2	171	Paul Boutilier	5	0	0	0	15
131	Stan Neckar	11	0	1	1	4	172	Brad Isbister	5	0	0	0	2
132	Brad Berry	11	0	1	1	14	173	Michel Petit	5	0	0	0	8
133	Phil Sykes	11	0	1	1	9	174	Mika Alatalo	5	0	0	0	2
134	Mike Eagles	12	0	1	1	14	175	Lyle Odelein	5	0	0	0	16
135	Jim Nill	14	0	1	1	39	176	Claude Lemieux	5	0	0	0	2
136	Mike Smith	16	0	1	1	14	177	Brad May	5	0	0	0	0
137	Nikolai Khabibulin	24	0	1	1	8	178	Brian Savage	5	0	0	0	0
138	Dan Bouchard	1	0	0	0	2	179	Michal Handzus	5	0	0	0	2
139	Jordy Douglas	1	0	0	0	2	180	Paul Mara	5	0	0	0	4
140	Peter Douris	1	0	0	0	0	181	Ladislav Nagy	5	0	0	0	21
141	Mark Janssens	1	0	0	0	2	182	Petteri Nokelainen	5	0	0	0	2
142	Brad Jones	1	0	0	0	0	183	Ossi Vaananen	5	0	0	0	6
143	Craig Mills	1	0	0	0	0	184	Wade Campbell	6	0	0	0	9
144	Russ Romaniuk	1	0	0	0	0	185	Larry Hopkins	6	0	0	0	2
145	Dave Silk	1	0	0	0	2	186	Jim Johnson	6	0	0	0	4
146	Brad Tiley	1	0	0	0	0	187	Don Spring	6	0	0	0	10
147	Tim Trimper	1	0	0	0	0	188	J.J. Daigneault	7	0	0	0	8
148	Mike Veisor	1	0	0	0	0	189	Marc Behrend	7	0	0	0	0
149	Branko Radivojevic	1	0	0	0	2	190	Jeff Finley	7	0	0	0	6
150	Michael Stone	2	0	0	0	0	191	Jayson More	7	0	0	0	7
151	Kris Draper	2	0	0	0	0	192	Troy Murray	7	0	0	0	2
152	John Druce	2	0	0	0	0	193	Serge Savard	7	0	0	0	4
153	Tavis Hansen	2	0	0	0	0	194	Rick Tabaracci	7	0	0	0	0
154	Mike Hartman	2	0	0	0	2	195	Daniel Winnik	7	0	0	0	0
155	Jocelyn Lemieux	2	0	0	0	4	196	Dean Kennedy	8	0	0	0	2
156	Ed Staniowski	2	0	0	0	0	197	Shawn Cronin	9	0	0	0	13
157	Krystofer Kolanos	2	0	0	0	6	198	Jim McKenzie	9	0	0	0	4
158	Andrew Ebbett	3	0	0	0	0	199	Ilya Bryzgalov	11	0	0	0	0
159	Bobby Dollas	3	0	0	0	2	200	Bob Essensa	11	0	0	0	2
160	Bryan Erickson	3	0	0	0	0	201	Brian Hayward	11	0	0	0	0
161	Tom Martin	3	0	0	0	2	202	Igor Ulanov	11	0	0	0	43
162	Eldon Reddick	3	0	0	0	0	203	Daniel Berthiaume	14	0	0	0	0
163	Andrei Nazarov	3	0	0	0	2	204	Michal Rozsival	19	0	0	0	4
164	Paul Bissonnette	4	0	0	0	15	205	Stephane Beauregard	40	0	0	0	0
165	Eric Belanger	4	0	0	0	2							

ALL-TIME PLAYOFF GOALTENDING

PLAYER	YEAR	GP	MIN	GAA	W	L	SO	GA	SA	SV%
Mike Smith	2011-12	16	1027	1.99	9	7	3	34	602	0.944
Nikolai Khabibulin	1995-96 to 1998-99	24	1419	2.75	10	13	1	65	778	0.916
Sean Burke	1999-00 to 2001-02	10	593	2.93	2	8	0	29	300	0.903
Stephane Beauregard	1989-90	4	238	3.03	1	3	0	12	105	0.886
Bob Essensa	1989-90 to 1992-93	11	606	3.47	4	5	0	35	300	0.883
Eldon Reddick	1986-87	3	166	3.61	0	2	0	10	73	0.863
Marc Behrend	1983-84 to 1985-86	7	312	3.65	1	3	0	19	194	0.902
Daniel Berthiaume	1985-86 to 1987-88	14	805	3.73	5	9	0	50	407	0.877
Jimmy Waite	1997-98	4	171	3.86	0	3	0	11	97	0.887
Ilya Bryzgalov	2009-10 to 2010-11	11	653	3.90	3	8	0	41	395	0.896
Rick Tabaracci	1991-92	7	387	4.03	3	4	0	26	212	0.877
Brian Hayward	1982-83 to 1985-86	11	537	4.80	2	8	0	43	271	0.841
Doug Soetaert	1981-82 to 1983-84	4	160	4.88	1	2	0	13	91	0.857
Ed Staniowski	1981-82	2	120	6.00	0	2	0	12	42	0.714
Mike Veisor	1983-84	1	40	6.00	0	0	0	4	29	0.862
Dan Bouchard	1985-86	1	40	7.50	0	1	0	5	22	0.773



ALL-TIME CAREER PLAYOFF LEADERS

GAMES PLAYED

1.	Thomas Steen	56
2.	Shane Doan	55
3.	Teppo Numminen	50
4.	Keith Tkachuk	44
5.	Doug Smail	41
6.	Stephane Beauregard	40
7.	Dale Hawerchuk	38
8.	Paul MacLean	35
	Fredrik Olausson	35
10.	Laurie Boschman	34

GOALS

1.	Keith Tkachuk	19
2.	Dale Hawerchuk	16
	Paul MacLean	16
4.	Shane Doan	15
5.	Thomas Steen	12
6.	Jeremy Roenick	9
	Doug Smail	9
8.	Teppo Numminen	8
9.	Brian Mullen	7
	Ron Wilson	7

ASSISTS

1.	Dale Hawerchuk	33
2.	Thomas Steen	32
3.	Dave Ellett	16
	Keith Yandle	16
5.	Randy Carlyle	14
6.	Shane Doan	13
	Fredrik Olausson	13
8.	Mario Marois	11
	Phil Housley	11
	Oleg Tverdokovsky	11

POINTS

1.	Dale Hawerchuk	49
2.	Thomas Steen	44
3.	Keith Tkachuk	28
	Shane Doan	28
5.	Paul MacLean	26
6.	Dave Ellett	20
7.	Keith Yandle	19
8.	Jeremy Roenick	18
9.	Fredrik Olausson	17
	Randy Carlyle	17

PENALTY MINUTES

1.	Keith Tkachuk	100
2.	Laurie Boschman	87
3.	Shane Doan	85
4.	Paul MacLean	76
5.	Jim Kyte	73
6.	Steve Rooney	67
7.	Thomas Steen	62
8.	Randy Carlyle	51
9.	Tim Watters	49
	Doug Smail	49

POWER PLAY GOALS

1.	Thomas Steen	7
	Paul Maclean	7
3.	Keith Tkachuk	5
	Dale Hawerchuk	5
5.	Shane Doan	4
	Dave Ellett	4
	Teppo Numminen	4
8.	Antoine Vermette	3
	Jeremy Roenick	3
	Dave Babych	3

SHORTHANDED GOALS

1.	Dale Hawerchuk	3
2.	Bengt Lundholm	2
	Brian Mullen	2
	Doug Smail	2
	Jeremy Roenick	2
	Thomas Steen	2
7.	Several tied with	1

GAME-WINNING GOALS

1.	Shane Doan	4
2.	Mikkel Boedker	2
	Martin Hanzal	2
	Gilles Hamel	2
	Jeremy Roenick	2
	Teemu Selanne	2
7.	Several tied with	1

ALL-TIME CAREER PLAYOFF GOALTENDING LEADERS

GAMES PLAYED

1.	Nikolai Khabibulin	24
2.	Mike Smith	16
3.	Daniel Berthiaume	14
4.	Ilya Bryzgalov	11
	Bob Essensa	11

MINUTES PLAYED

1.	Nikolai Khabibulin	1419
2.	Mike Smith	1027
3.	Daniel Berthiaume	805
4.	Ilya Bryzgalov	653
5.	Bob Essensa	606

WINS

1.	Nikolai Khabibulin	10
2.	Mike Smith	9
3.	Daniel Berthiaume	5
4.	Bob Essensa	4
5.	Ilya Bryzgalov	3
	Rick Tabaracci	3

GOALS AGAINST AVERAGE

1.	Mike Smith	1.99
2.	Nikolai Khabibulin	2.75
3.	Sean Burke	2.93
4.	Stephane Beauregard	3.03
5.	Bob Essensa	3.47

SAVE PERCENTAGE

1.	Mike Smith	.944
2.	Nikolai Khabibulin	.916
3.	Sean Burke	.903
4.	Marc Behrend	.902
5.	Ilya Bryzgalov	.892

TEAM PLAYOFF RECORDS: SINGLE YEAR

MOST GAMES

16 – 2012

WINS

9 – 2012

HOME

4 – 2012

ROAD

5 – 2012

LOSSES

7 – 2012

HOME

5 – 2012

ROAD

3 – 7 times (last 2000)

GOALS

37 – 2012 (17 vs. CHI, 12 vs. NSH, 8 vs. LAK)

GOALS AGAINST

35 – 2 times (last 2012)

OVERTIME GAMES

7 – 2012

OVERTIME WINS

4 – 2012

CONSECUTIVE WINS

3 games – 3 times (last Apr. 23-29, 2012)

TEAM PLAYOFF RECORDS: SERIES

MOST

GOALS:

22 – 1987 (vs. CGY) and 1990 (vs. EDM)

GOALS, 3-GAME SERIES:

9 – 1983 (vs. EDM)

GOALS, 4-GAME SERIES:

15 – 1985 (vs. CGY)

GOALS, 5-GAME SERIES:

17 – 1988 (vs. EDM)

GOALS, 6-GAME SERIES:

22 – 1987 (vs. CGY)

GOALS, 7-GAME SERIES:

22 – 1990 (vs. EDM)

GOALS, BOTH TEAMS:

46 – 1990 (WPG 22 vs. EDM 24) and 1992 (WPG 17 vs. VAN 29)

GOALS, BOTH TEAMS, 3-GAME SERIES:

25 – 1984 (WPG 7 vs. EDM 18)

GOALS, BOTH TEAMS, 4-GAME SERIES:

33 – 1982 (WPG 13 vs. STL 20) and 1985 (WPG 11 vs. EDM 22)

GOALS, BOTH TEAMS, 5-GAME SERIES:

42 – 1988 (WPG 17 vs. EDM 25)

GOALS, BOTH TEAMS, 6-GAME SERIES:

42 – 1998 (PHX 18 vs. DET 24)

GOALS, BOTH TEAMS, 7-GAME SERIES:

46 – 1990 (WPG 22 vs. EDM 24) and 1992 (WPG 17 vs. VAN 29)

POWER PLAY GOALS:

8 – 1987 (vs. CGY)

PENALTY MINUTES:

213 – 1988 (vs. EDM)

SHUTOUTS, BOTH TEAMS:

2 – 3 times (last: 2012 WCF PHX 1 vs. LAK 1)

FEWEST

GOALS, 3-GAME SERIES:

7 – 1984 (vs. EDM)

GOALS, 4-GAME SERIES:

9 – 1987 (vs. EDM)

GOALS, 5-GAME SERIES:

7 – 2002 (vs. SJ)

GOALS, 6-GAME SERIES:

10 – 1996 (vs. DET)

GOALS, 7-GAME SERIES:

16 – 1999 (vs. STL)

GOALS, BOTH TEAMS, 3-GAME SERIES:

23 – 1983 (WPG 9 vs. EDM 14) and 1986 (WPG 8 vs. CGY 15)

GOALS, BOTH TEAMS, 4-GAME SERIES:

26 – 1987 (WPG 9 vs. EDM 17)

GOALS, BOTH TEAMS, 5-GAME SERIES:

20 – 2002 (PHX 7 vs. SJ 13)

GOALS, BOTH TEAMS, 6-GAME SERIES:

29 – 2012 (PHX 17 vs. CHI 12)

GOALS, BOTH TEAMS, 7-GAME SERIES:

34 – 1997 (PHX 17 vs. ANA 17)

PENALTY MINUTES:

41 – 2011 (vs. DET)



TEAM PLAYOFF RECORDS: GAME

MOST GOALS

7 – (WPG 7 at EDM 5) – Apr. 4, 1990;
(PHX 7 at DET 4) – Apr. 24, 1998

GOALS, BOTH TEAMS

12 – (WPG 7 at EDM 5) – Apr. 4, 1990

GOALS AGAINST

9 – (WPG 2 at EDM 9) – Apr. 4, 1984

POWER-PLAY GOALS

4 – vs STL, Apr. 8, 1982

POWER-PLAY GOALS AGAINST

4 – at EDM, Apr. 12, 1988; vs DET, Apr. 23, 1996;
and vs DET, May 3, 1998

SHORTHANDED GOALS

2 – at CGY, Apr. 14, 1985; vs EDM, Apr. 9, 1988;
and at DET, Apr. 24, 1998

SHOTS

41 – at STL, Apr. 11, 1982; vs. LAK, May 22, 2012

SHOTS AGAINST

54 – at EDM, Apr. 5, 1984

PENALTY MINUTES

71 – vs. EDM, Apr. 9, 1988

PENALTY MINUTES, BOTH TEAMS

150 – (WPG 71 vs. EDM 79) – Apr. 9, 1988

LONGEST OVERTIME

21 minutes, 8 seconds – vs EDM, Apr.10, 1990.
(Dave Ellett scored at
1:08 of 2nd overtime)

SHORTEST OVERTIME

25 seconds – at EDM, Apr.5, 1984. (Randy Gregg
scored at 0:25 of 1st overtime)

FEWEST SHOTS

13 – vs DET, Apr. 28, 1996

SHOTS AGAINST

16 – vs EDM, Apr. 8, 1990

TEAM PLAYOFF RECORDS: PERIOD

MOST GOALS

4 – (WPG 6 vs CGY 1) – Apr. 16, 1987, 1st period
(WPG 5 at CGY 3) – Apr. 14, 1985, 2nd period
(WPG 5 vs STL 2) – Apr. 8, 1982, 2nd period
and (PHX 7 at DET 4) – Apr. 24, 1998, 2nd period

GOALS AGAINST

6 – (WPG 4 at EDM 7) – Apr. 6, 1988, 3rd period

POWER-PLAY GOALS

3 – (WPG 5 vs STL 2) -- Apr. 8, 1982. 2nd period

POWER-PLAY GOALS AGAINST

3 – (WPG 1 vs DET 6) – Apr. 23, 1996, 2nd period
and (PHX 2 vs DET 5) – May 3, 1998, 2nd period

SHOTS

20 – (WPG 4 vs CGY 3) -- Apr. 12, 1987, 2nd period
and (PHX 3 vs DET 2) -- Apr. 14, 2010, 3rd period

SHOTS AGAINST

20 – (WPG 4 at EDM 5) – Apr. 5, 1984, 3rd period
(WPG 3 at DET 1) – Apr. 26, 1996, 3rd period
(PHX 3 vs LAK 4) – May 22, 2012, 2nd period

PENALTY MINUTES

59 – (WPG 2 at STL 8) – Apr. 11, 1982, 2nd period

PENALTY MINUTES, BOTH TEAMS

110 – (WPG 59 at STL 51) – Apr. 11, 1982, 2nd period

FEWEST SHOTS

1 – vs NSH, Apr. 27, 2012, 3rd period

SHOTS AGAINST

4 – at St. Louis, Apr. 10, 1982, 3rd period
– vs Anaheim, Apr. 22, 1997, 1st period
– vs Detroit, Apr. 30, 1998, 3rd period
– at Colorado, Apr. 21, 2000, 1st period
– at San Jose, Apr. 26, 2002, 3rd period
– vs Detroit, Apr. 23, 2010, 2nd period

FASTEST FOUR GOALS

9 minutes, 12 seconds – at Detroit, Apr. 24, 1998.
2nd period. Scorers: Rick
Tocchet, 4:39; Jeremy
Roenick, 7:13; Roenick,
13:24 and Keith Tkachuk,
13:51

THREE GOALS

4 minutes, 45 seconds – at St. Louis, Apr. 25,
1999, 1st period. Scorers:
Dallas Drake, 3:46; Keith
Tkachuk, 7:19; Louie
DeBrusk, 8:31

THREE GOALS, BOTH TEAMS

27 seconds – at Detroit, Apr. 24, 1998, 2nd period.
Scorers: Jeremy Roenick, Phoenix,
13:24; Mathieu Dandenault, Detroit,
13:32; Keith Tkachuk, Phoenix, 13:51

TWO GOALS

16 seconds – vs Calgary, Apr. 11, 1985, 2nd period.
Scorers: Dale Hawerchuk, 0:47;
Doug Smail, 1:03

TWO GOALS, BOTH TEAMS

8 seconds – at Detroit, Apr. 24, 1998, 2nd period.
Scorers: Jeremy Roenick, Phoenix,
13:24; Mathieu Dandenault, Detroit,
13:32

INDIVIDUAL PLAYOFF RECORDS: CAREER

MOST YEARS

10 – Thomas Steen, 1982 - 1988, 1990, 1992, 1993

CONSECUTIVE YEARS

7 – Dale Hawerchuk, 1982 - 1988; Thomas Steen, 1982 - 1988;
Doug Smail, 1982 - 1988

GAMES

56 – Thomas Steen

GOALS

19 – Keith Tkachuk

ASSISTS

33 – Dale Hawerchuk

POINTS

49 – Dale Hawerchuk

OVERTIME GOALS

2 – Mikkel Boedker

THREE-OR-MORE GOAL GAMES

1 – Teemu Selanne, at Vancouver, Apr. 27, 1993

PENALTY MINUTES

100 – Keith Tkachuk

GAMES BY A GOALTENDER

24 – Nikolai Khabibulin

MINUTES BY A GOALTENDER

1,419 – Nikolai Khabibulin

INDIVIDUAL PLAYOFF RECORDS: SINGLE YEAR

MOST POINTS

13 – Dale Hawerchuk, 1987,
5 goals, 8 assists in 10 games

POINTS, DEFENSEMAN

9 – Dave Babych, 1985, 2 goals and 7 assists in 8 games
Keith Yandle, 2012, 1 goal and 8 assists in 16 games

POINTS, ROOKIE

8 – Dale Hawerchuk, 1982,
1 goal and 7 assists in 4 games

GOALS

6 – Keith Tkachuk, 1997, 7 games
Rick Tocchet, 1998, 6 games

GOALS, DEFENSEMAN

3 – Teppo Numminen, 1997, 7 games

GOALS, ROOKIE

4 – Teemu Selanne, 1993, 6 games
Keith Tkachuk, 1993, 6 games

GAME-WINNING GOALS

2 – Gilles Hamel, 1987, 8 games
Teemu Selanne, 1993, 6 games
Jeremy Roenick, 1998, 6 games
Shane Doan, 1999, 7 games
Shane Doan, 2012, 16 games
Mikkel Boedker, 2012, 16 games
Martin Hanzal, 2012, 12 games

OVERTIME GOALS

2 – Mikkel Boedker

POWER-PLAY GOALS

3 – Dale Hawerchuk, 1987, 10 games
Rick Tocchet, 1998, 6 games
Antoine Vermette, 2012, 16 games

SHORTHANDED GOALS

2 – Bengt Lundholm, 1985, 5 games
Jeremy Roenick, 1998, 6 games

THREE-OR-MORE GOAL GAMES

1 – Teemu Selanne, 1993, 6 games

ASSISTS

8 – Dale Hawerchuk, 1987, 10 games
Dave Ellett, 1987, 10 games
Keith Yandle, 2012, 16 games

ASSISTS, DEFENSEMAN

8 – Dave Ellett, 1987, 10 games
Keith Yandle, 2012, 16 games

MINUTES PLAYED

1027 – Mike Smith, 2012, 16 games

WINS

9 – Mike Smith, 2012, 16 games

CONSECUTIVE WINS

3 – Nikolai Khabibulin, 1997 CQF, vs Anaheim
Nikolai Khabibulin, 1999 CQF, vs St. Louis
Mike Smith, 2012 CQF/CSF

LONGEST CONSECUTIVE GOAL-SCORING STREAK

5 games – Rick Tocchet, vs Detroit,
Apr. 22-Apr. 30, 1998, 6 goals

LONGEST CONSECUTIVE POINT-SCORING STREAK

6 games – Rick Tocchet, vs Detroit, Apr. 22-May 3,
1998, 6 goals, 2 assists, 8 points



INDIVIDUAL PLAYOFF RECORDS: SERIES

MOST POINTS

10 – Dale Hawerchuk, 1987 DSF, vs Calgary.
5 goals, 5 assists in 6 games

GOALS

6 – Keith Tkachuk, 1997 CQF, vs Anaheim, 7 games
Rick Tocchet, 1998 CQF, vs Detroit, 6 games

ASSISTS

7 – Dale Hawerchuk, 1982 DSF, vs St. Louis, 4 games
Phil Housley, 1993 DSF, vs Vancouver, 6 games
Cliff Ronning, 1997 CQF, vs Anaheim, 7 games
Oleg Tverdovsky, 1998 CQF, vs Detroit, 6 games

GAME-WINNING GOALS

2 – Gilles Hamel, 1987 DSF, vs Calgary, 4 games
Teemu Selanne, 1993 DSF, vs Vancouver, 6 games
Jeremy Roenick, 1998 CQF, vs Detroit, 6 games
Shane Doan, 1999 CQF, vs St. Louis, 7 games
Mikkel Boedker, 2012 CQF, vs CHI, 6 games

OVERTIME GOALS

2 – **Mikkel Boedker, 2012 CQF, vs CHI (6 games)**

POWER PLAY GOALS

3 – Dale Hawerchuk, 1987 DSF, vs Calgary, 6 games
Rick Tocchet, 1998 CQF, vs Detroit, 6 games
Antoine Vermette, 2012 CQF, vs CHI, 6 games

SHORTHANDED GOALS

2 – Bengt Lundholm, 1985 DF, vs Edmonton, 4 games
Jeremy Roenick, 1998 CQF, vs Detroit, 6 games

THREE-OR-MORE GOAL GAMES

1 – Teemu Selanne, 1993 DSF, vs Vancouver, 6 games

PENALTY MINUTES

39 – Igor Ulanov, 1992 DSF, vs Vancouver, 7 games

GOALS, ROOKIE

4 – Teemu Selanne, 1993 DSF, vs Vancouver, 6 games
Keith Tkachuk, 1993 DSF, vs Vancouver, 6 games

ASSISTS, ROOKIE

7 – Dale Hawerchuk, 1982 DSF, vs St. Louis, 4 games

POINTS, ROOKIE

8 – Dale Hawerchuk, 1982 DSF, vs St. Louis, 4 games

LONGEST

CONSECUTIVE POINT-SCORING STREAK

6 games – Rick Tocchet, CQF vs Detroit, Apr. 22-May 3, 1998, 6 goals, 2 assists, 8 points

CONSECUTIVE GOAL-SCORING STREAK

5 games – Rick Tocchet, CQF vs Detroit, Apr. 22-Apr. 30, 1998, 6 goals

CONSECUTIVE ASSIST-SCORING STREAK

4 games – Dale Hawerchuk, DSF vs St. Louis, Apr. 7-Apr. 11, 1982, 7 assists

INDIVIDUAL PLAYOFF RECORDS: GAME

MOST POINTS

4 – Dale Hawerchuk, vs St. Louis, Apr. 8, 1982, 0 goals, 4 assists
Jeremy Roenick, at Detroit, Apr. 24, 1998, 2 goals, 2 assists

GOALS

3 – Teemu Selanne, vs Vancouver, Apr. 23, 1993

POWER PLAY GOALS

2 – Paul MacLean, vs St. Louis, Apr. 8, 1982
Moe Mantha, at Edmonton, Apr. 7, 1983
Teemu Selanne, vs Vancouver, Apr. 23, 1993
Shane Doan, at Detroit, Apr. 16, 2011
Antoine Vermette, vs CHI, Apr. 14, 2012

ASSISTS

4 – Dale Hawerchuk, vs St. Louis, Apr. 8, 1982

PENALTY MINUTES

25 – Dave Babych, at St. Louis, Apr. 11, 1982
Igor Ulanov, vs Vancouver, Apr. 22, 1992

SHOTS

9 – Ray Whitney, at CHI, Apr. 17, 2012

SHOTS FACED BY A GOALTENDER

54 – Marc Behrend, at Edmonton, Apr. 5, 1984

GOALS AGAINST BY A GOALTENDER

8 – Ed Staniowski, at St. Louis, Apr. 11, 1982
Rick Tabaracci, vs Vancouver, Apr. 28, 1992

INDIVIDUAL PLAYOFF RECORDS: PERIOD

MOST POINTS:

3 – Dale Hawerchuk, vs St. Louis, Apr. 8, 1982, 2nd period, 0 goals, 3 assists;
Phil Housley, vs Vancouver, Apr. 23, 1993, 1st period, 0 goals, 3 assists;
Jeremy Roenick, at Detroit, Apr. 24, 1998, 2nd period, 2 goals, 1 assist;
Oleg Tverdovsky, vs Detroit, Apr. 26, 1998, 3rd period, 0 goals, 3 assists

GOALS:

2 – Paul MacLean, at Calgary, Apr. 9, 1987, 2nd period
Dale Hawerchuk, at Edmonton, Apr. 12, 1988, 2nd period
Teemu Selanne, vs Vancouver, Apr. 23, 1993, 1st period
Darrin Shannon, vs Anaheim, Apr. 20, 1997, 1st period

Jeremy Roenick, at Detroit, Apr. 24, 1998, 2nd period
Shane Doan, at Detroit, Apr. 16, 2011, 3rd period

POWER-PLAY GOALS:

2 – Teemu Selanne, vs Vancouver, Apr. 23, 1993, 1st period
Shane Doan, at Detroit, Apr. 16, 2011, 3rd period

ASSISTS:

3 – Dale Hawerchuk, vs St. Louis, Apr. 8, 1982, 2nd period
Phil Housley, vs Vancouver, Apr. 23, 1993, 1st period
Oleg Tverdovsky, vs Detroit, Apr. 26, 1998, 3rd period

PENALTY MINUTES:

25 – Igor Ulanov, vs Vancouver, Apr. 22, 1992, 2nd period

SHOTS FACED BY A GOALTENDER:

22 – Ilya Bryzgalov, vs Detroit, Apr. 27, 2010, 2nd period

GOALS AGAINST BY A GOALTENDER:

6 – Daniel Berthiaume, at Edmonton, Apr. 6, 1988, 3rd period

FASTEST GOAL FROM START OF A GAME:

29 seconds – Sami Lepisto, at Detroit, Apr. 18, 2010

FRANCHISE FIRSTS: PLAYOFFS

FIRST GAME

Home: vs St. Louis, Apr. 7, 1982
Road: at St. Louis, Apr. 10, 1982

FIRST WIN

Home: vs St. Louis (5-2), Apr. 8, 1982
Road: at Calgary (5-3), Apr. 14, 1985

FIRST LOSS

Home: vs St. Louis (4-3), Apr. 7, 1982
Road: at St. Louis (6-3), Apr. 10, 1982

FIRST GOAL

Home: Willy Lindstrom (1:20 of 1st period) vs St. Louis, Apr. 7, 1982
Road: Bengt Lundholm (1:39 of 1st period) at St. Louis, Apr. 10, 1982

FIRST ASSISTS

Home: Thomas Steen (1:20 of 1st period) vs St. Louis, Apr. 7, 1982
Road: Thomas Steen, Willy Lindstrom (1:39 of 1st period) at St. Louis, Apr. 10, 1982

FIRST POWER-PLAY GOAL

Home: Paul MacLean (15:35 of 1st period) vs St. Louis, Apr. 8, 1982
Road: Norm Dupont (6:36 of 3rd period) at St. Louis, Apr. 11, 1982

FIRST SHORTHANDED GOAL

Home: Doug Smail (3:53 of 2nd period) vs Edmonton, Apr. 25, 1987
Home: Moe Mantha (4:53 of 2nd period) vs Edmonton, Apr. 5, 1983

FIRST GAME WINNING GOAL

Home: Paul MacLean (10:07 of 2nd period) vs St. Louis, Apr. 8, 1982
Road: Ron Wilson (8:09 of 2nd period) at Calgary, Apr. 14, 1985

FIRST GOAL ALLOWED

Home: Perry Turnbull (against Ed Staniowski at 19:51 of 1st period) vs St. Louis, Apr. 7, 1982
Road: Brian Sutter (against Doug Soetaert at 7:36 of 1st period) at St. Louis, Apr. 10, 1982

FIRST POWER-PLAY GOAL ALLOWED

Home: Guy Lapointe (18:02 of 3rd period) vs St. Louis, Apr. 7, 1982
Road: Perry Turnbull (5:36 of 1st period) at St. Louis, Apr. 11, 1982

FIRST SHORTHANDED GOAL ALLOWED

Home: Steve Konroyd (14:38 of 2nd period) vs Calgary, Apr. 10, 1985
Road: Wayne Gretzky (15:58 of 1st period) at Edmonton, Apr. 6, 1983

FIRST WIN BY A GOALTENDER

Home: Doug Soetaert vs St. Louis (5-2), Apr. 8, 1982
Road: Marc Behrend vs Calgary (5-3), Apr. 10, 1985

FIRST LOSS BY A GOALTENDER

Home: Ed Staniowski vs St. Louis (4-3), Apr. 7, 1982
Road: Doug Soetaert vs St. Louis (6-3), Apr. 10, 1982

FIRST SHUTOUT FOR

Home: Nikolai Khabibulin (32 saves) vs Anaheim (2-0), Apr. 22, 1997
Road: Mike Smith (25 saves) at NSH (1-0), May 4, 2012

FIRST SHUTOUT AGAINST

Home: Grant Fuhr (35 saves) vs St. Louis (1-0, OT), May 4, 1999
Road: Rejean Lemelin (33 saves) vs Calgary (4-0), Apr. 13, 1985

FIRST 2-GOAL GAME

Home: Willy Lindstrom vs St. Louis, Apr. 7, 1982
Road: Moe Mantha at Edmonton, Apr. 7, 1983

FIRST HAT TRICK

Home: Teemu Selanne vs Vancouver, Apr. 23, 1993
Road: None

FIRST PENALTY SHOT

Home: None
Road: Mike Johnson at San Jose (against Evgeni Nabokov at 19:45 of 2nd period), Apr. 26, 2002 (scored)

FIRST MINOR PENALTY

Home: Morris Lukowich, high sticking (4:14 of 1st period) vs St. Louis, Apr. 7, 1982
Road: Perry Turnbull, elbowing (2:14 of 1st period) at St. Louis, Apr. 10, 1982

FIRST MAJOR PENALTY

Home: Jimmy Mann, fighting (12:41 of 2nd period) vs St. Louis, Apr. 7, 1982
Road: Dave Babych, fighting (7:47 of 1st period) at St. Louis, Apr. 11, 1982

FIRST MISCONDUCT PENALTY

Home: Bryan Maxwell (12:19 of 2nd period) vs Edmonton, Apr. 9, 1983
Road: Dave Babych (19:30 of 2nd period) vs St. Louis, Apr. 11, 1982



COYOTES FIRSTS: PLAYOFFS

FIRST GAME

Home: vs Anaheim, Apr. 20, 1997
Road: at Anaheim, Apr. 16, 1997

FIRST WIN

Home: vs Anaheim (4-1), Apr. 20, 1997
Road: at Anaheim (5-2), Apr. 16, 1997

FIRST LOSS

Home: vs Anaheim (3-2 OT), Apr. 27, 1997
Road: at Anaheim (4-2), Apr. 16, 1997

FIRST GOAL

Home: Darrin Shannon (1:18 of 1st period) vs Anaheim, Apr. 20, 1997
Road: Jeremy Roenick (3:27 of 2nd period) at Anaheim, Apr. 16, 1997

FIRST ASSISTS

Home: Cliff Ronning, Jeremy Roenick (1:18 of 1st period) vs Anaheim, Apr. 20, 1997
Road: Cliff Ronning, Teppo Numminen (3:27 of 2nd period) at Anaheim, Apr. 16, 1997

FIRST POWER-PLAY GOAL

Home: Keith Tkachuk (17:44 of 3rd period) vs Anaheim, Apr. 27, 1997
Road: Keith Tkachuk (16:48 of 2nd period) at Anaheim, Apr. 16, 1997

FIRST SHORTHANDED GOAL

Home: None
Road: Jeremy Roenick (7:13 of 2nd period) at Detroit, Apr. 24, 1998

FIRST GAME-WINNING GOAL

Home: Darrin Shannon (8:50 of 1st period) vs Anaheim, Apr. 20, 1997
Road: Teppo Numminen (9:12 of 2nd period) at Anaheim, Apr. 24, 1997

FIRST GOAL ALLOWED

Home: Paul Kariya (18:49 of 1st period) vs Anaheim, Apr. 20, 1997
Road: Teemu Selanne (8:57 of 1st period) at Anaheim, Apr. 16, 1997

FIRST POWER-PLAY GOAL ALLOWED

Home: Paul Kariya (18:49 of 1st period) vs Anaheim, Apr. 20, 1997
Road: Teemu Selanne (8:57 of 1st period) at Anaheim, Apr. 16, 1997

FIRST SHORTHANDED GOAL ALLOWED

Home: Anze Kopitar (11:13 of the 1st period) vs LAK, May 22, 2012
Road: None

FIRST WIN BY A GOALTENDER

Home: Nikolai Khabibulin vs Anaheim (4-1), Apr. 20, 1997
Road: Nikolai Khabibulin at Anaheim (5-2), Apr. 24, 1997

FIRST LOSS BY A GOALTENDER

Home: Nikolai Khabibulin vs Anaheim (3-2 OT), Apr. 27, 1997
Road: Nikolai Khabibulin at Anaheim (4-2), Apr. 16, 1997

FIRST SHUTOUT FOR

Home: Nikolai Khabibulin (32 saves) vs Anaheim (2-0), Apr. 22, 1997
Road: Mike Smith (25 saves) at NSH (1-0), May 4, 2012

FIRST SHUTOUT AGAINST

Home: Grant Fuhr (35 saves) vs St. Louis (1-0 OT), May 4, 1999
Road: Guy Hebert (31 saves) at Anaheim (3-0), Apr. 29, 1997

FIRST 2-GOAL GAME

Home: Darrin Shannon vs Anaheim, Apr. 20, 1997
Road: Keith Tkachuk at Anaheim, Apr. 24, 1997

FIRST HAT TRICK

Home: None
Road: None

FIRST PENALTY SHOT

Home: None
Road: Mike Johnson at San Jose (against Evgeni Nabokov at 19:45 of 2nd period), Apr. 26, 2002 (scored)

FIRST MINOR PENALTY

Home: Jim McKenzie, holding (2:30 of 1st period) vs Anaheim, Apr. 20, 1997
Road: Shane Doan, interference (7:01 of 1st period) at Anaheim, Apr. 16, 1997


FIRST MAJOR PENALTY

Home: Jayson More, fighting (19:39 of 3rd period) vs Anaheim, Apr. 20, 1997
Road: Kris King, fighting (6:57 of 3rd period) at Anaheim, Apr. 18, 1997

FIRST MISCONDUCT PENALTY

Home: Kris King, Mike Stapleton (19:39 of 3rd period) vs Anaheim, Apr. 20, 1997
Road: Cliff Ronning (19:53 of 3rd period) at Anaheim, Apr. 18, 1997





2013
MEDIA
2014



2013-14 NHL DIRECTORY



New York

1185 Avenue of the Americas
New York, NY 10036
212-789-2000
Fax: 212-789-2020
Fax: 212-789-2070

Montréal

1800 McGill College Avenue, Suite 2600
Montréal, Québec, H3A 3J6
514-841-9220
Fax: 514-841-1070

Toronto

50 Bay Street, 11th Floor
Toronto, Ontario, M5J 2X8
416-359-7900
Fax: 416-981-2779




Gary B. Bettman
Commissioner



William Daly
Deputy Commissioner



John Collins
Chief Operating Officer



Colin Campbell
Senior Executive
Vice President of
Hockey Operations

NHL Executives

Commissioner. Gary B. Bettman
Deputy Commissioner. William Daly
Chief Operating Officer. John Collins
Senior Executive Vice President of Hockey Operations Colin Campbell

2013-14 CRITICAL DATES

SEPTEMBER

- 11** Training camps open
- 14** Preseason schedule begins
Kraft Hockeyville:
Washington Capitals at Winnipeg Jets (Belleville, Ont.)
- 26** CCM/USA Hockey All-American Prospects Game
(Pittsburgh, Pa.)
- 30** Opening day playing rosters set (3:00 p.m. ET)

OCTOBER

- 1** Opening night – 96th NHL regular season begins
Molson Canadian NHL Face-Off™ (Montreal, Que.)
Blackhawks raise Stanley Cup banner:
Washington Capitals at Chicago Blackhawks
Hockey Fights Cancer Awareness Month begins

NOVEMBER

- 8** Hockey Hall of Fame Game:
New Jersey Devils at Toronto Maple Leafs
- 11** Hockey Hall of Fame induction ceremony (Toronto, Ont.)
Inductees: Chris Chelios, Geraldine Heaney, Scott Niedermayer, Brendan Shanahan (Player category); Fred Shero (Builder category)
- 29** 2013 Discover NHL Thanksgiving Showdown™:
New York Rangers at Boston Bruins

DECEMBER

- 1** Signing deadline for Group 2 free agents (5:00 p.m. ET)
- 2** U.S. Hockey Hall of Fame induction and a celebration of Lester Patrick (Detroit, Mich.)
inductees: Cindy Curley, Bill Guerin, Peter Karmanos Jr., Ron Mason, Doug Weight
- 23** Busiest day of NHL season – 14 games
- 19-27** Holiday roster freeze in effect:
For all players on an NHL active roster, injured reserve, or with non-roster and injured non-roster status as of midnight (local time) Dec. 19, a roster freeze shall apply through midnight (local time) Dec. 27, with respect to waivers, trades and loans, subject to the exceptions provided for in CBA Article 16.5 (d).
- 24-26** Holiday break (no scheduled practices – dressing rooms closed)
- 26 – Jan.5** IIHF World Junior Championship (Malmo, Sweden)

JANUARY

- 1** 2014 Bridgestone NHL Winter Classic®:
Toronto Maple Leafs at Detroit Red Wings
(Michigan Stadium)
- 15** CHL/NHL Top Prospects Game (Calgary, Alta.)
- 18** Scotiabank Hockey Day in Canada
(Host: Lloydminster, Alta./Sask.)
- 25** Coors Light NHL Stadium Series™:
Anaheim Ducks at Los Angeles Kings (Dodger Stadium)
- 26** Coors Light NHL Stadium Series™:
New York Rangers at New Jersey Devils (Yankee Stadium)
- 29** Coors Light NHL Stadium Series™:
New York Rangers at New York Islanders
(Yankee Stadium)

FEBRUARY

- 1** Hockey is for Everyone Month begins
- 6, 7, 8** Olympic break begins (at the conclusion of each Club's final game)
- 11-12** AHL All-Star Classic (Location: TBA)
- 12** Olympic men's hockey tournament begins (Sochi, Russia)
- 22** Men's hockey bronze-medal game (Sochi, Russia)
- 23** Men's hockey gold-medal game (Sochi, Russia)
- 24** Olympic break ends (12:01 a.m. ET)
- 26** NHL regular season resumes
- 28 – March 2** Hockey Weekend Across America presented by CCM
(USA Hockey)

MARCH

- 1** Coors Light NHL Stadium Series™:
Pittsburgh Penguins at Chicago Blackhawks (Soldier Field)
- 2** 2014 Tim Hortons NHL Heritage Classic™:
Ottawa Senators at Vancouver Canucks (BC Place)
Hockey Day in America (NBC)
- 5** Trade deadline (3:00 p.m. ET)
- 10-12** NHL General Managers Meeting (Boca Raton, Fla.)

APRIL

- 10, 12** NCAA Frozen Four (Philadelphia, Pa.)
- 13** Last day of regular season
- 16** Stanley Cup Playoffs begin
- 17-27** IIHF Under-18 World Championship (Lappeenranta and Imatra, Finland)

MAY

- 9-25** IIHF World Championship (Minsk, Belarus)
- 16-25** CHL Memorial Cup (London, Ont.)
- 25-31** NHL Combine (Toronto, Ont.)

JUNE

- 18** Last possible day for 2014 Stanley Cup Final
- TBA** Deadline for first club-elected salary arbitration
(later of June 15 or 48 hours after the conclusion of the Stanley Cup Final, 5:00 p.m. ET)
- 25** NHL Awards (Las Vegas, Nev.)
- 27-28** NHL Draft (Philadelphia, Pa.)

JULY

- 1** Free agency begins (12:00 p.m. ET)
- 5** Deadline for player-elected salary arbitration notification
(5:00 p.m. ET)
- 6** Deadline for club-elected salary arbitration notification
(5:00 p.m. ET)
- 20 – Aug. 6** Salary arbitration hearings held

AUGUST

- 8** Deadline for salary arbitration decisions to be rendered



STANLEY CUP CHAMPIONS

SEASON

WINNING TEAM

2012-13	Chicago Blackhawks
2011-12	Los Angeles Kings
2010-11	Boston Bruins
2009-10	Chicago Blackhawks
2008-09	Pittsburgh Penguins
2007-08	Detroit Red Wings
2006-07	Anaheim Ducks
2005-06	Carolina Hurricanes
2003-04	Tampa Bay Lightning
2002-03	New Jersey Devils
2001-02	Detroit Red Wings
2000-01	Colorado Avalanche
1999-00	New Jersey Devils
1998-99	Dallas Stars
1997-98	Detroit Red Wings
1996-97	Detroit Red Wings
1995-96	Colorado Avalanche
1994-95	New Jersey Devils
1993-94	New York Rangers
1992-93	Montreal Canadiens
1991-92	Pittsburgh Penguins
1990-91	Pittsburgh Penguins
1989-90	Edmonton Oilers
1988-89	Calgary Flames
1987-88	Edmonton Oilers
1986-87	Edmonton Oilers
1985-86	Montreal Canadiens
1984-85	Edmonton Oilers
1983-84	Edmonton Oilers
1982-83	New York Islanders
1981-82	New York Islanders
1980-81	New York Islanders
1979-80	New York Islanders
1978-79	Montreal Canadiens
1977-78	Montreal Canadiens
1976-77	Montreal Canadiens
1975-76	Montreal Canadiens
1974-75	Philadelphia Flyers
1973-74	Philadelphia Flyers
1972-73	Montreal Canadiens
1971-72	Boston Bruins
1970-71	Montreal Canadiens
1969-70	Boston Bruins
1968-69	Montreal Canadiens
1967-68	Montreal Canadiens
1966-67	Toronto Maple Leafs
1965-66	Montreal Canadiens
1964-65	Montreal Canadiens

SEASON

WINNING TEAM

1963-64	Toronto Maple Leafs
1962-63	Toronto Maple Leafs
1961-62	Toronto Maple Leafs
1960-61	Chicago Blackhawks
1959-60	Montreal Canadiens
1958-59	Montreal Canadiens
1957-58	Montreal Canadiens
1956-57	Montreal Canadiens
1955-56	Montreal Canadiens
1954-55	Detroit Red Wings
1953-54	Detroit Red Wings
1952-53	Montreal Canadiens
1951-52	Detroit Red Wings
1950-51	Toronto Maple Leafs
1949-50	Detroit Red Wings
1948-49	Toronto Maple Leafs
1947-48	Toronto Maple Leafs
1946-47	Toronto Maple Leafs
1945-46	Montreal Canadiens
1944-45	Toronto Maple Leafs
1943-44	Montreal Canadiens
1942-43	Detroit Red Wings
1941-42	Toronto Maple Leafs
1940-41	Boston Bruins
1939-40	New York Rangers
1938-39	Boston Bruins
1937-38	Chicago Blackhawks
1936-37	Detroit Red Wings
1935-36	Detroit Red Wings
1934-35	Montreal Maroons
1933-34	Chicago Blackhawks
1932-33	New York Rangers
1931-32	Toronto Maple Leafs
1930-31	Montreal Canadiens
1929-30	Montreal Canadiens
1928-29	Boston Bruins
1927-28	New York Rangers
1926-27	Ottawa Senators
1925-26	Montreal Maroons
1924-25	Victoria Cougars
1923-24	Montreal Canadiens
1922-23	Ottawa Senators
1921-22	Toronto St. Pats
1920-21	Ottawa Senators
1919-20	Ottawa Senators
*1918-19	No Decision
1917-18	Toronto Arenas

* The 1919 Final between the Seattle Metropolitans and Montreal Canadiens was cancelled due to an influenza epidemic.

2013-14 NHL ALIGNMENT



PACIFIC DIVISION

ANAHEIM DUCKS

Honda Center
2695 Katella Ave.
Anaheim, CA 92806
(714) 940-2900
G.M.: Bob Murray
Coach: Bruce Boudreau

CALGARY FLAMES

Scotiabank Saddledome
P.O. Box 1540, Station M
Calgary, AB T2P 3B9
(403) 777-4636
G.M.: Jay Feaster
Coach: Bob Hartley

EDMONTON OILERS

11230 110th Street
Edmonton, AB T5G 3H7
(780) 414-4000
G.M.: Craig MacTavish
Coach: Dallas Eakins

LOS ANGELES KINGS

Toyota Sports Center
555 N. Nash St.
El Segundo, CA 90245
(310) 535-4500
G.M.: Dean Lombardi
Coach: Darryl Sutter

PHOENIX COYOTES

Jobing.com Arena
6751 N. Sunset Blvd #200
Glendale, AZ 85305
(623) 772-3200
G.M.: Don Maloney
Coach: Dave Tippett

SAN JOSE SHARKS

SAP Center at San Jose
525 West Santa Clara St.
San Jose, CA 95113
(408) 287-7070
G.M.: Doug Wilson
Coach: Todd McLellan

VANCOUVER CANUCKS

Rogers Arena
800 Griffiths Way
Vancouver, BC V6B 6G1
(604) 899-4600
G.M.: Mike Gillis
Coach: John Tortorella

CENTRAL DIVISION

CHICAGO BLACKHAWKS

United Center
1901 W. Madison St.
Chicago, IL 60612
(312) 455-7000
G.M.: Stan Bowman
Coach: Joel Quenneville

COLORADO AVALANCHE

Pepsi Center
1000 Chopper Place
Denver, CO 80204
(303) 405-1100
G.M.: Greg Sherman
Coach: Patrick Roy

DALLAS STARS

Dr. Pepper StarCenter
2601 Avenue of the Stars
Frisco, TX 75034
(214) 387-5500
G.M.: Jim Nill
Coach: Lindy Ruff

MINNESOTA WILD

317 Washington St.
St. Paul, MN 55102
(651) 602-6000
G.M.: Chuck Fletcher
Coach: Mike Yeo

NASHVILLE PREDATORS

Bridgestone Arena
501 Broadway
Nashville, TN 37203
(615) 770-2300
G.M.: David Poile
Coach: Barry Trotz

ST. LOUIS BLUES

Scottrade Center
1401 Clark Ave.
St. Louis, MO 63103
(314) 622-2500
G.M.: Doug Armstrong
Coach: Ken Hitchcock

WINNIPEG JETS

MTS Centre
260 Hargrave St.
Winnipeg, MB R3C 5S5
(204) 987-7825
G.M.: Kevin Cheveldayoff
Coach: Claude Noel



2013-14 NHL ALIGNMENT



METROPOLITAN DIVISION

CAROLINA HURRICANES

PNC Arena
1400 Edwards Mill Rd., Raleigh, NC 27607
(919) 467-7825
G.M.: Jim Rutherford
Coach: Kirk Muller

COLUMBUS BLUE JACKETS

Nationwide Arena
200 W. Nationwide Blvd., Columbus, OH 43215
(614) 246-4625
G.M.: Jarmo Kekalainen
Coach: Todd Richards

NEW JERSEY DEVILS

Prudential Center
165 Mulberry St., Newark, NJ 07102
(973) 757-6100
G.M.: Lou Lamoriello
Coach: Peter DeBoer

NEW YORK ISLANDERS

1535 Old Country Road
Plainview, NY 11803, (516) 501-6700
G.M.: Garth Snow
Coach: Jack Capuano

NEW YORK RANGERS

Madison Square Garden
Two Pennsylvania Plaza, 14th Floor, New York, NY 10121
(212) 465-6486
G.M.: Glen Sather
Coach: Alain Vigneault

PHILADELPHIA FLYERS

Wells Fargo Center
3601 South Broad St., Philadelphia, PA 19148
(215) 465-4500
G.M.: Paul Holmgren
Coach: Peter Laviolette

PITTSBURGH PENGUINS

CONSOL Energy Center
1001 Fifth Avenue, Pittsburgh, PA 15219
(412) 642-1300
G.M.: Ray Shero
Coach: Dan Bylsma

WASHINGTON CAPITALS

Kettler Capitals Iceplex
627 N. Glebe Rd., Suite 850, Arlington, VA 22203
(202) 266-2200
G.M.: George McPhee
Coach: Adam Oates

ATLANTIC DIVISION

BOSTON BRUINS

TD Garden
100 Legends Way, Boston, MA 02114
(617) 624-1900
G.M.: Peter Chiarelli
Coach: Claude Julien

BUFFALO SABRES

First Niagara Center
One Seymour H. Knox III Plaza, Buffalo, NY 14203
(716) 855-4100
G.M.: Darcy Regier
Coach: Ron Rolston

DETROIT RED WINGS

Joe Louis Arena
600 Civic Center Drive, Detroit, MI 48226
(313) 396-7000
G.M.: Ken Holland
Coach: Mike Babcock

FLORIDA PANTHERS

BankAtlantic Center
One Panther Parkway, Sunrise, FL 33323
(954) 835-7000
G.M.: Dale Tallon
Coach: Kevin Dineen

MONTREAL CANADIENS

Bell Centre
1260 de La Gauchetiere Street West, Montreal, QC H3B 5E8
(514) 932-2582
G.M.: Marc Bergevin
Coach: Michel Therrien

OTTAWA SENATORS

Canadian Tire Centre
1000 Palladium Drive, Ottawa, ON K2V 1A5
(613) 599-0250
G.M.: Bryan Murray
Coach: Paul MacLean

TAMPA BAY LIGHTNING

Tampa Bay Times Forum
401 Channelside Drive, Tampa, FL 33602
(813) 301-6500
G.M.: Steve Yzerman
Coach: Jon Cooper

TORONTO MAPLE LEAFS

Air Canada Centre
40 Bay St., Suite 400, Toronto, ON M5J 2X2
(416) 815-5700
G.M.: Dave Nonis
Coach: Randy Carlyle

NHL TROPHIES AND AWARDS

HART MEMORIAL TROPHY - An annual award "to the player adjudged to be the most valuable to his team." Winner selected in a poll by the Professional Hockey Writers' Association at the end of the regular season schedule.
2013 Winner: Alex Ovechkin, Washington Capitals

ART ROSS TROPHY - An annual award "to the player who leads the league in scoring points at the end of the regular season."
2013 Winner: Martin St. Louis, Tampa Bay Lightning

MAURICE "ROCKET" RICHARD TROPHY - An annual award "to the player who leads the league in goals scored at the end of the regular season."
2013 Winner: Alex Ovechkin, Washington Capitals

CALDER MEMORIAL TROPHY - An annual award "to the player selected as the most proficient in his first year of competition in the National Hockey League." Winner selected in a poll by the Professional Hockey Writers' Association at the end of the regular season schedule.
2013 Winner: Jonathan Huberdeau, Florida Panthers

JAMES NORRIS MEMORIAL TROPHY - An annual award "to the defense player who demonstrates throughout the season the greatest all-around ability in the position." Winner selected in a poll by the Professional Hockey Writers' Association at the end of the regular season schedule.
2013 Winner: P.K. Subban, Montreal Canadiens

VEZINA TROPHY - An annual award "to the goalkeeper adjudged to be the best at his position, as voted by the general managers of each of the 30 clubs."
2013 Winner: Sergei Bobrovsky, Columbus Blue Jackets

LADY BYNG MEMORIAL TROPHY - An annual award "to the player adjudged to have exhibited the best type of sportsmanship and gentlemanly conduct combined with a high standard of playing ability." Winner selected in a poll by the Professional Hockey Writers' Association at the end of the regular season schedule.
2013 Winner: Martin St. Louis, Tampa Bay Lightning

FRANK J. SELKE TROPHY - An annual award "to the forward who best excels in the defensive aspects of the game." Winner selected in a poll by the Professional Hockey Writers' Association at the end of the regular season schedule.
2013 Winner: Jonathan Toews, Chicago Blackhawks

CONN SMYTHE TROPHY - An annual award "to the most valuable player for his team in the playoffs." Winner selected in a poll by the Professional Hockey Writers' Association at the conclusion of the final game of the Stanley Cup Finals.
2013 Winner: Patrick Kane, Chicago Blackhawks

WILLIAM M. JENNINGS TROPHY - An annual award "to the goalkeeper(s) having played a minimum of 25 games for the team with the fewest goals scored against it." Winners selected on regular season play.
2013 Winners: Corey Crawford and Ray Emery, Chicago Blackhawks

JACK ADAMS AWARD - An annual award presented by the National Hockey League Broadcasters' Association "to the NHL coach adjudged to have contributed the most to his team's success." Winner selected by poll among members of the NHL Broadcasters' Association at the end of the regular season.
2013 Winner: Paul MacLean, Ottawa Senators

BILL MASTERTON TROPHY - An annual award under the trusteeship of the Professional Hockey Writers' Association "to the National Hockey League player who best exemplifies the qualities of perseverance, sportsmanship, and dedication to hockey." Winner selected by poll among the 26 chapters of the PHWA at the end of the regular season.
2013 Winner: Josh Harding, Minnesota Wild

LESTER PATRICK TROPHY - An annual award "for outstanding service to hockey in the United States." Eligible recipients are players, officials, coaches, executives, and referees. Winner selected by an award committee consisting of the Commissioner of the NHL, an NHL Governor, a representative of the New York Rangers, a member of the Hockey Hall of Fame Builder's section, a member of the Hockey Hall of Fame Player's section, a member of the U.S. Hockey Hall of Fame, a member of the NHL Broadcasters' Association, and a member of the Professional Hockey Writers' Association. Each (except the League President) is rotated annually.
2012-13 Winners: TBA

TED LINDSAY AWARD - An annual award presented to the NHL's outstanding player as selected by the members of the National Hockey League Players' Association.
2013 Winner: Sidney Crosby, Pittsburgh Penguins

KING CLANCY MEMORIAL TROPHY - An annual award "to the player who best exemplifies leadership qualities on and off the ice and has made a noteworthy humanitarian contribution in his community."
2013 Winner: Patrice Bergeron, Boston Bruins

GENERAL MANAGER OF THE YEAR AWARD - An annual award in which voting is conducted among the 30 Club General Managers and a panel of NHL executives, print and broadcast media.
2013 Winner: Ray Shero, Pittsburgh Penguins

MARK MESSIER LEADERSHIP AWARD - An annual award "that recognizes an individual as a superior leader within their sport, and as a contributing member of society."
2013 Winner: Daniel Alfredsson, Ottawa Senators

PRESIDENTS' TROPHY - An annual award to the club finishing the regular season with the best overall record.
2013 Winner: Chicago Blackhawks



HOCKEY TERMS

Backchecking	Forwards in the attacking zone skate back to their own end to protect their own net and prevent opponent's shots on goal.	Man Advantage	A team with one or more players on the ice than the opposing team.
Boarding	An excessively violent board check against an opponent.	Minor Penalty	A two-minute penalty called for a variety of infractions, including holding, interference, cross-checking, delay of game, and too many men on the ice.
Body Check	The legal use of the body (most often the hip or shoulder) to knock an opponent off the puck.	Misconduct Penalty	A ten-minute penalty called against an individual. Substitutes are permitted to immediately replace a player serving a misconduct penalty.
Breakaway	A clear scoring opportunity where no defensive player is between the puck carrier and the goaltender.	Neutral Zone	The area (neither offensive or defensive) between the two blue lines.
Breakout	Beginning an offensive rush by passing the puck out of the defensive zone up into the neutral ice zone.	One-Timer	A shot towards the goal in which the shooter receives a pass and shoots the puck without stopping it.
Butt-Ending	Use of the shaft end of the stick in a jabbing motion to hit an opponent.	Off-Side	Occurs when both skates of an attacking player cross the blue line into the attacking zone before the puck. Results in a face-off in the neutral zone.
Charging	Taking more than three skating strides prior to checking an opponent.	Penalty Killing	The act of preventing goals while playing shorthanded.
Cross-Checking	Hitting an opponent with both hands on the stick and no part of the stick on the ice.	Penalty Shot	A one-on-one breakaway situation awarded to an attacker when that attacker is fouled from behind and is denied a breakaway scoring opportunity, or when the goaltender deliberately displaces the goal post during the course of a breakaway, or when a defensive player falls on the puck in his own goal crease.
Delay of Game	When any player, while in his defending zone, shoots the puck directly (non-deflected) out of the playing surface, except where there is no glass, a penalty will be assessed for delaying the game. When the puck is shot into the players' bench, the penalty will not apply. When the puck is shot over the glass behind the players' bench, the penalty will be assessed.	Point	A position just inside the attacking blue line usually occupied by a defenseman when their team is in control of the puck inside the attack zone.
Diving	A minor penalty may be assessed for any player who "dives" or embellishes a fall or reaction to draw a penalty.	Poke Check	A defensive play in which the puck is removed from the possession of an attacker with the blade of the stick.
Drop Pass	A pass in which the player carrying the puck leaves it behind for a trailing teammate.	Power Play	Occurs when a team has a one or two man advantage over the opposition due to penalties.
Face-Off	The act of dropping the puck between opposing players to begin play.	Shootout	The shootout is used to decide tie games. The "breakaway" is the most exciting play in hockey, and the shootout gives each team the opportunity to use the breakaway in order to determine a winner. If the game remains tied following sudden-death overtime, then a shootout will occur. Three players from each team will participate in the shootout in the order the coach selects. The teams alternate shots. The team with the most goals after each team has taken three shots is declared the winner, unless the outcome is determined earlier in the shootout (example: if Team A is ahead 2-0 after each team has taken two shots). If the score remains tied, the shootout will proceed to a "sudden death" format until there is a winner.
Five-Hole	The area where a shooter would attempt to score between a goalie's pads.	Shorthanded	Occurs when the opposition team has a one or two man advantage due to penalties.
Freezing the puck	Pinning the puck against the boards with either the stick or the skates.	Slashing	Hitting an opposing player with the stick or swinging the stick at an opposing player.
Game Misconduct	A penalty that disqualifies a player for the remainder of the game.	Slot	The area directly in front of the goal crease (between the face-off circles) where many scoring opportunities take place.
Goal Crease	The blue semicircular area in front of each goal designed to protect goalies from interference by attacking players.	Spearing	Stabbing an opponent with the point of the stick blade while the stick is being carried in one or both hands.
Hat Trick	Three goals in a single game by a single player. If a player scores three consecutive goals in a game it is known as a "natural hat trick."	"Tag-Up" Rule	If while an offside is delayed, the linesman shall nullify the offside if all players of the offending team clear the zone by making skate contact with the blue line, permitting the attacking players to re-enter the zone or if the defending team passes or carries the puck into the neutral zone. Play will continue if offensive players who preceded the puck into the attacking zone return to the blue line and "tag" it.
Head Manning	A forward pass made to an attacking teammate farther up the ice.		
Icing	Shooting the puck from behind the red line (center ice) beyond the opponent's goal line. After an icing call, a face-off is held in the offender's zone. Icing is legal when a team is shorthanded, when the puck passes through the goal crease, if the goalie plays the puck, if a defensive player could have played the puck, or if an attacking player touches the puck first. A team that ices the puck will not be permitted to make any player substitutions prior to the ensuing face-off. The determination of players on-ice will be made when the puck leaves the offending player's stick.		
Interference	Illegal body contact with an opponent who is not in possession of the puck, or knocking an opponent's fallen stick out of his reach.		
Major Penalty	A five-minute penalty called for fighting or flagrant minor infractions, such as high-sticking, butt-ending, or elbowing.		

HOW TO FIGURE

NOTE: *No individual skater/goaltender statistics apply for the shootout*

Assist

An assist is awarded to the player or players (maximum of two) who touched the puck prior to the goal, provided no defender plays or possesses the puck in between.

Coaches Record

A coach receives a “W” for a win in regulation, overtime or shootout; an “L” for a loss in regulation; or an “OT” for a loss in overtime or shootout.

Game Played

A player receives credit for playing in a game if: i) he steps on the ice during time played or; ii) serves any penalty.

Game-Winning Goal

After the final score has been determined, the goal which leaves the winning Club one goal ahead of its opponent is the game-winning goal (example: if Team A beats Team B 8-3, the player scoring the fourth goal for Team A receives credit for the game-winning goal).

Goal

A goal is awarded to the last player on the scoring Club to touch the puck prior to the puck entering the net.

Goals-Against Average

Multiply goals allowed (GA) by 60 and divide by minutes played (MINS).

Goaltender Record

A goaltender receives a “W” for a win in regulation, overtime or shootout; an “L” for a loss in regulation; or an “OT” for a loss in overtime or shootout.

Penalty-Killing Pct

Subtract total number of power-play goals allowed from total number of shorthanded situations to get total number of power-plays killed. Divide the total number of power-plays killed by the total number of shorthanded situations.

Plus-Minus

A player receives a “plus” if he is on the ice when his Club scores an even-strength or shorthand goal. He receives a “minus” if he is on the ice for an even-strength or shorthand goal scored by the opposing Club. The difference in these numbers is considered the player’s plus-minus statistic.

Power-Play Goal

A goal scored by a Club while it has a manpower advantage due to an opponent’s penalty. Following are some examples of what is and is not considered a power-play goal:

- if a Club has an advantage on a minor penalty starting at 2:02 of the period and it scores at 4:02, the goal is not a power-play goal.
- if a Club scores on a delayed penalty, the goal is not a power-play goal.
- if a Club has an advantage due to a five-minute major or match penalty, that Club is always credited with having one more advantage than the number of power-play goals it scores during that advantage, because the penalty does not expire. A new advantage begins after each power-play goal. For example, if Team A scores three goals during a major penalty, it is credited with four advantages.
- if a Club is on a power-play for any length of time, it is considered to have had an advantage.
- if a minor penalty is incurred by a Club on a power-play due to a major penalty, a new advantage is given to that Club when its minor penalty expires, provided the opponent’s major penalty is still in effect.

Power-Play Percentage

Total number of power-play goals divided by total number of power-play opportunities.

Save Percentage

Subtract goals allowed (GA) from shots against (SA) to determine saves. Then divide saves by shots-against.

Shooting Percentage

Divide the number of goals scored by the number of shots taken.

Shorthand Goal

A goal scored by a Club while it is at a manpower disadvantage. The same cases apply for shorthand as for power-play goals, but in the opposite manner.

Shot on Goal

If a player shoots the puck with the intention of scoring and if that shot would have gone in the net had the goaltender not stopped it, the shot is recorded as a “shot on goal”.

Shutout

If two goaltenders combine for a shutout, neither receives credit for the shutout. Instead it is recorded as a Club shutout.

Tenths of a Second

If a penalty or goal occurs in the last minute, the time is rounded off to the previous second (ex: if a penalty is called with 12.4 seconds left in a period, the time is indicated as 19:47 and not 19:48.)



2013-14 NHL ON-ICE OFFICIALS

REFEREES

Name	Sweater #
*BURCHELL, Darcy	42
CHARRON, Francis	6
*CHMIELEWSKI, Tom	43
DEVORSKI, Paul	10
DWYER, Gord	19
FURLATT, Eric	27
*HANSON, Trevor	47
HASENFRATZ, Mike	2
HEBERT, Ghislain	22
HEBERT, Jean	15
JACKSON, Dave	8
JOANNETTE, Marc	25
KIMMERLY, Greg	18
*KNORR, Trent	44
KOWAL, Tom	32
KOZARI, Steve	40
L'ECUYER, Frederick	17
LARUE, Dennis	14
LEE, Chris	28
LEGGO, Mike	3
*LEMELIN, Mark	41
*LEWIS, Dave	46
*LUXMORE, Thomas John	49
MARTELL, Rob	26
MCCAULEY, Wes	4
*MCISAAC, Jon	45
MEIER, Brad	34
MORTON, Dean	36
O'HALLORAN, Dan	13
O'ROURKE, Dan	9
PEEL, Tim	20
POCHMARA, Brian	16
POLLOCK, Kevin	33
REHMAN, Kyle	37
ROONEY, Chris	5
*SKILLITER, Graham	48
ST. PIERRE, Justin	12
ST-LAURENT, Francois	38
SUTHERLAND, Kelly	11
VAN MASSENHOVEN, Don	21
WALSH, Ian	29
WATSON, Brad	23

* minor league official

LINESMEN

Name	Sweater #
AMELL, Derek	75
BARTON, Steve	59
BRISEBOIS, David	96
CAMERON, Lonnie	74
CHAMPOUX, Pierre	67
CHERREY, Scott	50
CORMIER, Michel	76
CVIK, Mike	88
DEVORSKI, Greg	54
DRISCOLL, Scott	68
GALLOWAY, Ryan	82
GIBBS, Darren	66
*GRANDT, John	98
HENDERSON, Don	91
HEYER, Shane	55
KOVACHIK, Brad	71
LAZAROWICH, Brad	86
MACH, Brian	78
MACPHERSON, Matt	83
MCELMAN, Andy	90
MILLER, Steve	89
MORIN, Jean	97
MURCHISON, Kiel	79
MURPHY, Brian	93
MURRAY, Jonny	95
NANSEN, Derek	70
NELSON, Thor	80
NOWAK, Tim	77
PANCICH, Bryan	94
RACICOT, Pierre	65
RODY, Vaughan	73
SERICOLO, Anthony	84
SHARRERS, Jay	57
SHEWCHYK, Mark	92
*WHELER, Mark	56

SPORTS MEDICINE GLOSSARY

Abduction: Movement of a joint away from the center of the body.

AC Joint (Acromioclavicular joint): Joint of the shoulder where acromion process of the shoulder blade and the distal end of the collarbone meet; most shoulder separations occur at this point.

Adduction: Movement of a joint toward the center of the body.

Adhesion: Abnormal adherence of collagen fibers to surrounding structures during immobilization following trauma or as a complication of surgery which restricts normal elasticity of the structures involved; or scar tissue which forms after trauma or surgery which can restrict normal motion.

Aerobic: Exercise in which energy needed is supplied by oxygen inspired and is required for sustained periods of vigorous exercise with a continually high pulse rate.

Anabolic Steroids: Steroids that promote tissue growth by creating protein in an attempt to enhance muscle growth. The main anabolic steroid is testosterone (male sex hormone).

Anaerobic: Exercise without the use of oxygen as an energy source; short bursts of vigorous exercise.

Anterior Cruciate Ligament (ACL): A primary stabilizing ligament within the center of the knee joint that prevents hyperextension and excessive rotation of the joint. A complete tear of the ACL necessitating reconstruction could require up to 12 months of rehabilitation.

Anti Inflammatory: Any agent which prevents inflammation, such as aspirin or ibuprofen.

Arteriogram: A film demonstrating arteries after injection of a dye.

Arthrogram: X ray technique for joints using air and/or dye injected into the affected area; useful in diagnosing meniscus tears of the knee and rotator cuff tears of the shoulder.

Arthroscope: An instrument used to visualize the interior of a joint cavity.

Arthroscopy: A surgical examination of the internal structures of a joint by means of observation through an arthroscope. An arthroscopic procedure can be used to remove or repair damaged tissue or as a diagnostic procedure in order to inspect the extent of any damage or confirm a diagnosis.

Atrophy: To shrivel or shrink from disuse; as in muscular atrophy.

Baker's Cyst: Localized swelling of a bursa sac in the back of the knee as a result of fluid that has escaped from the knee capsule. A Baker's cyst indicates that there is a trauma inside the knee joint that leads to excessive fluid production.

Bone Scan: An imaging procedure in which a radioactive labeled substance is injected into the body to determine the status of a bone injury. If the radioactive substance is taken up by the bone at the injury site, the injury will show as a 'hot spot' on the scan image. The bone scan is particularly useful in the diagnosis of stress fractures.

Bursa: A fluid filled sac located in areas where friction is likely to occur. The bursa sac minimizes the friction, for example, between a tendon and bone.

Cartilage: Smooth, slippery substance preventing two ends of bones from rubbing together and grating. Most joints use this to cover bones next to each other. A meniscus is made of cartilage.

CAT Scan (Computerized Tomography): Use of a computer to produce a cross-sectional view of the anatomical part being investigated from x ray data.

Chondromalacia: Roughening of the articular cartilage. Best known for the roughening of the underside of the kneecap, which can occur in any kneecap injury.

Clavicle: Collarbone; the bone connecting the breastbone with the shoulder blade.

Closed Reduction: Re-alignment of a fracture or dislocation without surgery.

Coccyx: The 'tailbone,' a group of four vertebrae that are fused together to form a small triangular bone, located at the terminal end of the spine.

Concussion: Jarring injury of the brain resulting in dysfunction. It can be graded as mild, moderate or severe, depending on loss of consciousness, amnesia and loss of equilibrium.

Contusion: An injury to a muscle and tissues caused by a blow from a blunt object.

Corticosteroids: Used to suppress joint inflammation and inflammation in a bursa or near tendons.

Cryotherapy: A treatment with the use of cold.

Cyst: Abnormal sac containing liquid or semi solid matter.

Degenerative Joint Disease: Changes in the joint surfaces as a result of repetitive trauma and 'wear and tear'.

Deltoid Ligament: Ligament that connects the tibia to bones of the medial aspect of the foot and is primarily responsible for stability of the ankle on the medial side. Is sprained less frequently than other ankle ligaments.

Deltoid Muscle: Muscles at the top of the arm, just below the shoulder, responsible for shoulder motions in the front, side and back.

Disc, Intervertebral: A flat, rounded plate between each vertebrae of the spine. The disc consists of a thick fiber ring which surrounds a soft gel like interior. It functions as a cushion and shock absorber for the spinal column.

Dislocation: Complete displacement of joint surfaces.

Electromyogram (EMG): Test to determine nerve function.

Epicondylitis: Inflammation of tendons at the elbow due to overuse. Common in tennis players (outer part of elbow) and golfers (inner part of elbow)

Etiology: Study of the cause of injury and disease.

Extension: Action of straightening of a joint as achieved by an extensor muscle.

Fascia: A connective tissue sheath consisting of fibrous tissue and fat which unites the skin to the underlying tissue.

Fat Percentage: The amount of body weight that is adipose, fat tissue. Fat percentage can be calculated by underwater weighing, measuring select skinfold thickness or by analyzing electrical impedance.

Femur: Thighbone; longest bone in the body.

Fibula: Smaller of the two bones in the lower leg; runs from the knee to the ankle along the outside of the lower leg.

Flexibility: The ability of muscle to relax and yield to stretch forces.

Fracture: Breach in continuity of a bone. Types of fractures include simple, compound, comminuted, greenstick, incomplete, impacted, longitudinal, oblique, open, stress or transverse.

Glenohumeral: The shoulder girdle; consists of the glenoid capsule, head of the humerus and labrum.

Glenoid: Cavity of the scapula into which the head of the humerus fits to form the shoulder girdle.

Glenoid Labrum: A rim of fibrocartilaginous tissue attached around the margin of the glenoid fossa.

Grade One Injury: A mild injury in which ligament, tendon or other musculoskeletal tissue may have been stretched, but not torn or otherwise disrupted.

Grade Two Injury: A moderate injury in which musculoskeletal tissue has been partially, but not totally torn, causing appreciable limitation in function of the injured tissue.

Grade Three Injury: A severe injury in which tissue loss has been significant, and in many cases, totally torn or otherwise disrupted, causing a virtual loss of function.

Groin: Junction of the thigh and abdomen, location of muscles that rotate, flex and adduct the hip.

Hammer Toe: Condition when the first digit of a toe is at a different angle than the remaining digits of the same toe.

Hamstring: Category of muscle that runs from the buttocks to the knee along the back of the thigh. It functions to flex the knee and is often times injured as a result of improper conditioning or lack of muscle flexibility.

Hemarthrosis: Accumulation of blood within a joint as a result of an acute injury.

Hematoma: Mass produced by an accumulation of coagulated blood in a cavity or in soft tissues.

High Ankle Sprain: Disruption of thick connective tissue between the tibia and fibula above the ankle joint.

Hip Pointer: Contusion to the iliac crest.



SPORTS MEDICINE GLOSSARY

Hydrotherapy: Treatment using water.

Hyperextension: Extreme extension of a limb or body part.

Ice and Stimulation: Use of ice to reduce inflammation and muscle stimulation by surface electrodes to maintain muscle strength used in rehabilitation of injury.

Iliotibial Band: A thick, wide fascial layer that runs from the iliac crest to the knee joint on the outside of the thigh.

Inflammation: The body's natural response to injury in which the injury site might display various degrees of pain, swelling, heat, redness and/or loss of function.

Isometric Contraction: Muscular contraction in which tension is developed but no mechanical work is done.

Labrum (Labrum Glenoidale): The cartilage of the glenoid cavity in the shoulder. A lip edged or lip like structure.

Lateral Collateral Ligament (LCL): Ligament of the knee along the outer aspect that connects the femur to the fibula. It provides lateral stability to the joint.

Ligament: Band of fibrous tissue that connects bone to bone or bone to cartilage and supports and strengthens joints.

Magnetic Resonance Imaging (MRI): Imaging procedure in which a radio frequency pulse causes certain electrical elements of the injured tissue to react to this pulse and through this process a computer display and permanent film establish a visual image. MRI does not require radiation and is very useful in the diagnosis of soft tissue, disc and meniscus injuries.

Mandible: Jaw bone

Medial Collateral Ligament (MCL): Ligament of knee along the inner aspect that connects the femur to the tibia.

Meniscus: Crescent-shaped cartilage, usually pertaining to the knee joint; also known as cartilage. There are two menisci in the knee - medial and lateral. These work to absorb weight within the knee and provide stability.

Metacarpals: Five long bones of the hand, joining the fingers to the wrist.

Metatarsals: Five long bones of the foot, running from the ankle to the toes.

Myositis: Inflammation of a muscle.

Open Reduction: Re-alignment of a fracture or dislocation with surgery.

Orthotic: Any device applied to or around the body of physical impairment of disability. Commonly used to control foot mechanics.

Osteochondritis Dessicans: A piece of bone and/or cartilage loosened from its attachment after trauma and a cause of a lesion.

Osteomyelitis: An inflammatory disease of bone caused usually by infection with streptococcus or staphylococcus bacteria.

Patella: The kneecap. The patella functions to protect the distal end of the femur as well as increase the mechanical advantage and force generating capacities of the quadriceps muscle group.

Plantar Fasciitis: Inflammation of the plantar (a thick tissue on the bottom of the foot which helps create the arch) fascia; associated with overuse or acute foot injury.

Posterior Cruciate Ligament (PCL): A primary stabilizing ligament of the knee that provides significant stability and prevents displacement of the tibia backward within the knee joint. A complete tear of this ligament necessitating reconstruction could require up to 12 months of rehabilitation.

Quadricep Muscles: A group of four muscles of the front thigh that run from the hip and form a common tendon at the patella; they are responsible for knee extension.

Radius: Bone in the forearm from elbow to the thumb side of the wrist.

Reconstruction: Surgical rebuilding of a joint using natural, artificial or transplanted materials.

Rotator Cuff: Comprised of four muscles in the shoulder area that can be irritated by overuse. The muscles are the supraspinatus (most commonly injured), infraspinatus, teres minor and subscapularis.

Sacroiliac: Junction of the sacrum, the lower back bone, with the pelvis.

Sacrum: Group of five fused vertebrae located just below the lumbar vertebrae of the lower back, which form part of the pelvis.

Scapula: Shoulder blade.

Sciatica: Irritation of the sciatic nerve resulting in pain or tingling running down the inside of the leg.

Sciatic Nerve: Major nerve that carries impulses for muscular action and sensations between the low back and thigh and lower leg; it is the longest nerve in the body.

Shin Splint: A catch all syndrome describing pain in the shin that is not a fracture or tumor and cannot be defined otherwise.

Spleen: Large, solid organ responsible for the normal production and destruction of blood cells located under the left rib cage.

Spondylosis: Abnormal vertebral fixation or immobility, or a general term for arthritis of the spine.

Sprain: Injury resulting from the stretching or twisting of the joint and causes various degrees of stretching or tearing of a ligament or other soft tissue at the joint.

Strain: Injury resulting from a pulling or torsion to the muscle or tendon that causes various degrees of stretching or tearing to the muscle or tendon tissue.

Stress Fracture: A hair line type of break in a bone. Caused by overuse.

Subluxation: Partial dislocation of a joint. The term usually implies that the joint can return to a normal position without formal reduction.

Synovial Fluid: Lubricating fluid for joints and tendons, produced in synovium, or the inner lining of a joint.

Synovitis: Inflammation of the synovial lining of a joint.

Talus: The ankle bone that articulates with the tibia and fibula to form the ankle joint.

Tarsals: Group of seven bones of the foot consisting of the calcaneus, talus, cuboid and three cuneiform bones.

Tendinitis: Inflammation of the tendon and/or tendon sheath, caused by chronic overuse or sudden injury.

Tendon: Tissue that connects muscle to bone.

Tenosynovitis: Swelling or inflammation of a tendon sheath caused by calcium deposits, repeated strain or trauma.

Tibia: Shin bone; larger of the two bones of the lower leg and is the weight bearing bone of the shin.

Transcutaneous Electrical Nerve Stimulator (TENS): An electrical modality that sends a mild current through pads at the injury site which stimulates the brain to release the natural analgesic endorphin.

Transverse Process: Small lateral projection off the right and left side of each vertebrae that functions as an attachment site for muscles and ligaments of the spine.

Triceps: Muscle of the back of the upper arm, primarily responsible for extending the elbow.

Ulna: Inner bone of the forearm that runs from the tip of the elbow to the little finger side of the wrist.

Ulnar Nerve: Nerve in the elbow commonly irritated from excessive throwing.

Ultrasound: An electrical modality that transmits a sound wave through an applicator into the skin to the soft tissue in order to heat the local area for relaxing the injured tissue and/or disperse edema...Also a type of imaging study for certain body areas.

"Wind Knocked Out": Syndrome describing a contraction of the abdominal nerve trunk, the solar plexus, as a result of an abdominal contusion.





THRILLING
Tables

HOTTEST
Slots

FINE
Dining

BOUTIQUE
Accommodations

LIVE
Entertainment

SEE YOU AT
VQ



Discover the All New Vee Quiva Hotel & Casino, featuring a spacious gaming floor and even more ways to win. Experience the best live entertainment, the finest restaurants in the Valley and a luxurious boutique hotel. Come let passion ignite the day and the night stay forever young.

— ALL NEW —
VEE QUIVA

HOTEL & CASINO

51st Ave • 4 miles South of Baseline

WinGilaRiver.com • 800-WIN-GILA

Owned and Operated by the Gila River Indian Community.



HUNGRIER THAN EVER

OCTOBER

S	M	T	W	T	F	S
		1	2	3 NYR 7:00PM	4	5 SJS 7:30PM
6	7	8 NYI 4:00PM	9	10 DET 4:30PM	11 PHI 4:00PM	12
13 CAR 10:00AM	14	15 OTT 7:00PM	16	17	18 ANA 7:00PM	19 DET 6:00PM
20	21	22 CGY 7:00PM	23	24 LAK 7:30PM	25	26 EDM 1:00PM
27	28	29 LAK 7:00PM	30	31 NSH 7:00PM		

NOVEMBER

S	M	T	W	T	F	S
					1	2 SJS 7:30PM
3	4	5 VAN 7:00PM	6 ANA 8:00PM	7	8	9 WSH 6:00PM
10	11	12 STL 6:00PM	13	14 CHI 6:00PM	15	16 TBL 6:00PM
17	18	19	20	21 COL 7:00PM	22	23 ANA 6:00PM
24	25 NSH 6:00PM	26	27 MIN 6:00PM	28	29	30 CHI 6:00PM

DECEMBER

S	M	T	W	T	F	S
1	2	3 EDM 7:30PM	4 CGY 8:00PM	5	6 VAN 8:00PM	7
8	9	10 COL 7:00PM	11	12 NYI 7:00PM	13	14 CAR 6:00PM
15	16	17 MTL 5:30PM	18	19 TOR 5:00PM	20	21 OTT 12:00PM
22	23 BUF 5:00PM	24	25	26	27 SJS 7:00PM	28 ANA 6:00PM
29	30	31 EDM 7:00PM				

JANUARY

S	M	T	W	T	F	S
			1	2 CBJ 7:00PM	3	4 PHI 6:00PM
5	6	7 CGY 7:00PM	8	9 MIN 7:00PM	10	11 ANA 6:00PM
12	13 WPG 6:00PM	14 STL 6:00PM	15	16 VAN 7:00PM	17	18 NJD 6:00PM
19	20 TOR 6:00PM	21	22 CGY 7:00PM	23	24 EDM 7:30PM	25
26 VAN 6:00PM	27	28 LAK 7:00PM	29	30 BUF 7:00PM	31	

FEBRUARY

S	M	T	W	T	F	S
						1 PIT 6:00PM
2	3	4 DAL 7:00PM	5	6	7 CHI 7:00PM	8 DAL 6:00PM
9	10	11	12	13	14	15
16	17	18	19	20	21	22
23	24	25	26	27 WPG 6:00PM	28 COL 7:00PM	

MARCH

S	M	T	W	T	F	S
						1
2 STL 6:00PM	3	4 VAN 7:00PM	5	6 MTL 7:00PM	7	8 WSH 5:00PM
9	10 TBL 4:30PM	11 FLA 4:30PM	12	13 BOS 4:00PM	14	15 CGY 7:00PM
16	17 LAK 7:30PM	18	19	20 FLA 7:00PM	21	22 BOS 6:00PM
23	24 NYR-4PM	25 PIT 4:00PM	26	27 NJD 4:00PM	28	29 MIN 6:00PM
30	31					

APRIL

S	M	T	W	T	F	S
		1 WPG 7:00PM	2 LAK 7:30PM	3	4 EDM 7:00PM	5
6	7	8 CBJ 4:00PM	9	10 NSH 5:00PM	11	12 SJS 6:00PM
13 DAL-6PM						

2013-2014

HOME

AWAY

- FOR TICKETS -

PHOENIXCOYOTES.COM • 480-563-PUCK
(7825)

*DATES AND TIMES SUBJECT TO CHANGE