

NASHVILLE *PREDATORS*

2013-14 MEDIA GUIDE





Let's do this.

If pain or injury is keeping you out of the action, team up with Vanderbilt Orthopaedics. Our experts in bones, joints and rehabilitation will develop a treatment plan to get you back to form safely and quickly. If you suspect a concussion, Vanderbilt Sports Concussion Center provides state-of-the-art, comprehensive care. **[VanderbiltOrthopaedics.com](https://www.vanderborthopaedics.com)**

**VANDERBILT ORTHOPAEDICS
& REHABILITATION**

VANDERBILT  HEALTH

NASHVILLE
615-866-2475

FRANKLIN
615-861-8275

COOL SPRINGS
615-790-4280

MT. JULIET
615-338-7607

SPRING HILL
615-790-3290

Official Sports Medicine Provider for the Nashville Predators

NASHVILLE PREDATORS

2013-14 SCHEDULE

SUN	MON	TUE	WED	THU	FRI	SAT
OCT						
		01	02	03	04	05
			7:00 STL	8:00 COL		
06	07	7:00 MIN	09	7:00 TOR	10	11
	13	14	15	16	17	18
		7:00 FLA	22	7:00 L.A.	24	25
20	21	7:00 MIN		7:00 WPG	25	26
27	28	29	30	31		
				9:00 PHX		

SUN	MON	TUE	WED	THU	FRI	SAT
NOV						
					01	02
					9:30 WPG	9:30 L.A.
03	04	05	9:30 COL	07	08	09
10	11	12		13	14	15
6:00 N.J.		6:00 NYI		6:00 PIT	7:00 CHI	16
17	18	19	20	21	22	23
		6:30 DET	7:00 TOR		7:00 NYR	
24	25	26	27	28	29	30
	7:00 PHX		6:00 CBJ	7:00 EDM	7:00 PHI	

SUN	MON	TUE	WED	THU	FRI	SAT
DEC						
01	02	03	04	05	06	07
		7:00 VAN		7:00 CAR		6:00 WSH
08	09	6:30 NYR	10	11	12	13
			7:00 DAL		7:00 S.J.	14
15	16	17	18	19	20	21
		7:00 CHI		6:00 T.B.	6:00 MTL	
22	23	24	25	26	27	28
	7:00 BOS			7:30 DAL	7:00 L.A.	
29	30	31				
	7:00 DET					

SUN	MON	TUE	WED	THU	FRI	SAT
JAN						
				01	02	03
				6:00 BOS		6:00 FLA
05	06	07	08	09	10	11
6:00 CAR		7:00 S.J.		7:00 ANA		6:00 OTT
12	13	14	15	16	17	18
6:00 MIN		7:00 CGY		6:00 PHI		7:00 COL
19	20	21	22	23	24	25
	7:00 DAL		9:00 VAN	8:00 CGY		
26	27	28	29	30	31	
7:00 EDM		7:00 WPG		7:00 N.J.		

SUN	MON	TUE	WED	THU	FRI	SAT
FEB						
						01
						7:00 STL
02	03	04	05	06	07	08
			7:00 MIN		7:00 ANA	
09	10	11	12	13	14	15
16	17	18	19	20	21	22
OLYMPIC BREAK						
23	24	25	26	27	28	
			7:00 T.B.			

SUN	MON	TUE	WED	THU	FRI	SAT
MAR						
						01
						2:00 WPG
02	03	04	05	06	07	08
		7:00 PIT		7:00 STL		7:00 CBJ
09	10	11	12	13	14	15
	6:30 OTT	6:00 BUF		7:00 CHI	7:00 STL	
16	17	18	19	20	21	22
		8:30 EDM	9:00 VAN	8:00 CGY		
23	24	25	26	27	28	29
6:00 CHI		7:00 COL		7:00 BUF	7:30 DAL	
30	31					
7:00 WSH						

SUN	MON	TUE	WED	THU	FRI	SAT
APR						
		01	02	03	04	05
				9:00 ANA	9:30 S.J.	
06	07	08	09	10	11	12
		7:30 DAL		7:00 PHX	7:00 CHI	
13	14	15	16	17	18	19
7:00 MIN						



HOME



AWAY



FOX TENNESSEE



FOX SPORTSOUTH



NBC Sports



TABLE OF CONTENTS



MANAGEMENT & STAFF

Staff Directory	4-6
Ownership	8-9
Management/Scouting Staff	10-19
Coaching Staff	20-23
Training/Equipment Staff	24
Predators/Powers Management Staff	25-29
Broadcasters	30-31
Broadcast Partners	32
Bridgestone Arena/Powers Management	33-34
Community Relations/Predators Foundation	35-37
Youth Hockey & Fan Development	38-39
AHL Affiliate, Milwaukee Admirals	40-42
ECHL Affiliate, Cincinnati Cyclones	43

THE PLAYERS

Organizational Roster	46-47
How the Predators Were Built	48-49
Player Biographies	50-101
In the System	102-123
2013-NHL Entry Draft Selections	124-130

2012-13

Team Notes	132-133
Final Scoring	134
Scoring Breakdown	135
Game-by-Game Summary	136
Goals & Shots by Period	137
Scoring by Period/Record when Scoring	138
Goals Breakdown	139
Game Notes	140
Vs. NHL	141
Highs & Lows	142
The Last Time	143
Overtime	144
Misc. Statistics	145
Shootouts	146-147
Player Game-by-Game Summary	148-153
Man-games Lost	154
Transactions	155-156
AHL Standings and Leaders	157
Milwaukee (AHL) Final Scoring	158
Milwaukee (AHL) Playoff Scoring/Results	159

NHL & OPPONENTS

2012-13 NHL Final Standings	162
2012-13 NHL Awards	163
NHL All-Stars/Leaders/Directory	164
2013-14 Critical Dates	165
NHL Referees & Linesmen	166
Predators vs. Summary	167
Team-by-team Season/All-Time Results	168-225

TEAM HISTORY & RECORDS

Season Records	228
Team Streaks	229
Special Teams & Holiday Records	230
All-Time Statistics	231-234
Personnel & All-Stars	235
Award Winners & Olympians	236-237
All-Time Leaderboard	238
Season Leaders	239
Multi-Point/Multi-Goal Games	240
Year-by-Year Final Scoring	241-253
Record by Game	254
Rookies & Vets/By the Numbers/Attendance	255

TEAM HISTORY & RECORDS (CONTINUED)

Franchise Firsts	256
Hat Tricks	257
Penalty Shots	258
Shootouts	259-260
Overtime History	261-265
Shootout History	266-67
The Predators vs. the NHL	268
The NHL vs. the Predators	269
All-Time Draft Selections	270-271
Alumni Register	272-281
Opening/Closing Night Results	282
Franchise Timeline	283-286
All-Time Trades & Acquisitions	287-292
Team Records	293-302
Player Records	303-307

PLAYOFFS

All-Time Playoff Results	310-311
All-Time Playoff Statistics	312-313
All-Time Playoff Leaderboard/Season Leaders	314-315
Playoff Firsts/Playoff Situationals	316-317
Hat Tricks/Penalty Shots/Shutouts	318
Overtime History	319
Year-by-Year Playoff Scoring	320-323
Team Records	324-328
Player Records	329-331

MEDIA INFORMATION

Media Relations	334
Miscellaneous Arena/Game Night Information	335
Rink Partnerships	336-337
Medical Glossary	338-339
Vanderbilt Medical Staff	340-341
How to Figure	342
Predators Name & Logo	343
Nashville Hockey History	344
Bridgestone Arena Map	345

TRAINING CAMP 2013

Training Camp roster - alphabetical	347
Training Camp roster - numerical	348
All-time Preseason Results	349

CREDITS

Editor	Kevin Wilson
Assistant Editors	Gerry Helper
Design & Layout	Jimi Russell
Editorial Assistance	Brennan Scott
	Savannah Hollis, Jonathan Rawson
	Paul Richard Cook, Matt Hamann, Caitlin Selle
Design Assistance	Chuck Stephens, Jackie Fisher
Copy Contributors	Rebecca King, Jessica Jones,
	Kristen Finch, Andee Boiman, Liz Wardlow
Photography	John Russell
	Fredrick Breedon
	Getty Images
Printing	Fidelity Offset

MANAGEMENT & STAFF

PREDATORS STAFF DIRECTORY



NASHVILLE PREDATORS

BRIDGESTONE ARENA

501 Broadway, Nashville, TN 37203

(615) 770-2300 • Fax (615) 770-2309

nashvillepredators.com

bridgestonearena.com



Owner.....	Predators Holdings LLC
Investor Group: Christopher Cigarran, Thomas Cigarran, Joel and Holly Dobberpuhl, David Freeman, Herbert Fritch, Dewitt Thompson IV, DeWitt Thompson V, John Thompson, Warren Woo & W. Brett Wilson.	
Chairman & Governor.....	Thomas Cigarran
Governor.....	Joel Dobberpuhl
President of Hockey Operations/General Manager & Alternate Governor.....	David Poile
Chief Executive Officer & Alternate Governor.....	Jeff Cogen
President/Chief Operating Officer.....	Sean Henry
Executive Vice President/Chief Sales & Marketing Officer.....	Christian Parker
Executive Vice President, General Counsel & Chief Financial Officer.....	Michelle Kennedy
Senior Vice President of Communications.....	Gerry Helper
Senior Vice President of Corporate Development.....	Chris Junghans
Senior Vice President of Finance.....	Beth Snider
Senior Vice President of Ticket Sales.....	Nat Harden

HOCKEY OPERATIONS

Assistant General Manager.....	Paul Fenton
Director of Hockey Operations.....	Brian Poile
Director of Player Development.....	Scott Nichol
Manager of Hockey Operations.....	Brandon Walker
Hockey Operations Advisor.....	Brent Peterson
Hockey Operations Assistants.....	Paul Cook & Matt Hamann
Head Coach.....	Barry Trotz
Assistant Coaches.....	Phil Housley & Lane Lambert
Goaltending Coach.....	Mitch Korn
Strength & Conditioning Coach.....	David Good
Video Coordinator.....	Lawrence Feloney
Assistant Video Coordinator.....	Jeremy Coupal
Chief Amateur Scout.....	Jeff Kealty
Professional Scouts.....	Nick Beverley, Shawn Dineen & Václav Nedomanský
North American Amateur Scouts.....	Tom Nolan, Ryan Rezmierski, Glen Sanders & David Westby
European Scouts.....	Martin Bakula, Lucas Bergman & Janne Kekalainen
Head Athletic Trainer.....	Andy Hosler
Assistant Athletic Trainer/Massage Therapist.....	DJ Amadio
Assistant Athletic Trainer.....	Jeff Biddle
Equipment Manager.....	Pete Rogers
Assistant Equipment Manager.....	Jeff Camelio
Equipment Assistant.....	Brad Peterson
Locker Room Attendant.....	Craig "Partner" Baugh

TEAM DOCTORS

Head Team Physician & Orthopaedic Surgeon.....	John E. Kuhn, M.D.
Head Team Physician & Sports Medicine Primary Care Physician.....	Paul J. Rummo, D.O.
Assistant Team Physician & Orthopaedic Surgeon.....	Charles L. Cox, M.D.
Assistant Team Physician & Sports Medicine Primary Care Physician.....	Alex Diamond, D.O.
Team Ophthalmologist.....	Daniel S. Weikert, M.D.
Assistant Team Ophthalmologist.....	Sean Donahue, M.D. & Mark Melson, M.D.
Team Psychologist.....	Gary Solomon, Ph.D.
Team Cardiovascular Physician & Surgeon.....	Joseph L. Fredi, M.D.
Team Plastic Surgeons.....	Stephane Braun, M.D., Kevin Hagan, M.D., Blair Summitt, M.D., Wesley Thayer, M.D. & Jason Wendel, M.D.
Team Dentist.....	Jody Jones, D.D.S.

COMMUNICATIONS

Manager of Hockey Communications.....	Kevin Wilson
Interactive Media Coordinator.....	Jimi Russell
Director of Community Relations.....	Rebecca King
Community Relations Coordinator.....	Kristen Finch
Team Photographer.....	John Russell

MANAGEMENT & STAFF

PREDATORS STAFF DIRECTORY



CORPORATE PARTNERSHIPS & DEVELOPMENT

Senior Director, Corporate Partnerships	Delmar Smith
Director, Corporate Partnerships	Charlie Severn
Director of New Business Development	Bob Flynn
Business Development Manager	Paul Tarrant
Account Executives, Corporate Partnerships	Jack Burk & Will Myers
Sr. Account Service Manager, Corporate Partnerships	Jennifer Maxwell
Account Service Manager, Corporate Partnerships	Jordan Bridges
Sales Coordinator	Lindsay Rutledge

MARKETING

Director of Marketing	Danny Shaklan
Marketing Entertainment Manager	Adam DeVault
Manager, Interactive Marketing	Sarah Ryan
Marketing Associate	Sandy Weaver
Marketing Assistant	Kelsey Morris
Director of Youth Hockey & Fan Development	Andee Boiman
Youth Marketing and Fan Development Coordinator	Liz Wardlow
Manager Creative Services	Chuck Stephens
Graphic Designers	Jackie Fisher & Brennan Scott

PREMIUM SEATS

Director, Corporate Development Services	Britt Kincheloe
Senior Manager of Premium Seats Sales	Tim Wilson
Senior Manager of Premium Seats	Chris Burton
Account Service Manager	Paige Ciuffo
Premium Seats Service Coordinator	Courtney Reilly
Premium Seats Coordinator	Rebecca Swan

FINANCE/HUMAN RESOURCES

Vice President of Human Resources	Allison Simms
Director of Payroll	Susan Charnley
Controller	Jane Avinger
Accounting Coordinator	Brandy Tatum
Human Resources Generalist	Courtnei Hinton
Legal and Administrative Affairs Coordinator	Pier Vaughn
Associate General Counsel	Sean Marshall
Director of Information Technology	Casey Millar
Information Technology Manager	Michael Paul
Executive Assistant	Elaine Lewis
Receptionist/Office Assistant	Alyssa Visbeen

BROADCAST/ENTERTAINMENT

Senior Director of Broadcasting	Bob Kohl
Producer	David White
Play-by-Play Announcer	Pete Weber
Color Analyst	Terry Crisp
Radio Play-by-Play Announcer	Tom Callahan
Rinkside Reporter/Radio Color Analyst	Stu Grimson
Manager, Video Production	Mitch Jordan
Videographer/Editor	Brett Newkirk
Assistant Videographer/Editor	Vickie Chien
Director of Event Presentation	Brian Campbell
Director of Technical Operations	Patrick Abell
Game Presentation Coordinator	Chris Smith

TICKET SALES

Vice President of Ticket Operations	David Chadwell
Directors of Ticket Sales	Brad Gillispie & Marty Mulford
Seasonal Sales Supervisor	Mickey Hock
Senior Account Executives	Dan Schaefer & Andrew Schaffer
Account Executives	Justin Haloverson & David Kozak
Group Sales Executives	AJ Rockwell & Robin Lee
Associate Account Executives	Alex Garmez, Kendall Koby & Chris Lemay
Director of Business Strategy	Jordan Kolosey
Database Research Coordinator	Michael Connolly
Fan Relations Manager	Emily Burley
Fan Relations Coordinators	Jana DeLuna, Meghan Hunter, Laura Nicholls, Jordan Wright & Lindsey Inman
Sales Associates	Zach Preston, Josh Wolf, Lindsey Crenshaw, Wilson Korte, Jacob Bajema & Mark Greene

MANAGEMENT & STAFF

POWERS MANAGEMENT/ VENDORS DIRECTORY

EVENTS & FINANCE

Vice President of Booking	David Kells
Event Coordinators	Ben Bosse & Danny Butler
Front of House Associate	Jeremy Meriwether
Marketing Coordinator	Hannah Foster
Marketing Assistant	Katie Hamilton
Senior Accountant	Kyle Clayton
Staff Accountant	Sean O'Keefe

OPERATIONS

Vice President of Facility Operations	Tim Friedenberger
Director of Operations	Chris Jones
Operations Assistant	Jamie France
Changeover Supervisor, Operations	Sam Keasler
Operations Crewmen	Nathan Byars, Gerald Glover, Brandon Harris, Cortney Murphy & Ernest Spangler
Maintenance Supervisor	Rich Barker
Maintenance Mechanics	Joe Jenkins, Bob Stewart & Tina Whitaker
HVAC Technicians	Von Cox
Electrician	Kenneth Moore & Jeffery Woodard
Ice Technician	Steven Fruik

SECURITY

Director of Security	Bill Gross
Security Supervisor	John Arnold
Second Shift Security Supervisor	Tom Cummings
Third Shift Security Supervisor	Don Vise
Security Guards	Wesley Brackeen, Michael Deere, Tony Gann, Tamra Jones Cody Mears, Tim Whitaker & Paul Hollenbeck

BOX OFFICE AND TICKET OPERATIONS

Assistant Director of Ticketing	Lonnie Wilkerson
Manager of Ticket Operations	Sara Shear
Ticket Operation Coordinator	Taylor Cain
Ticket Operations Assistant	Alaina Leonard
Ticket Representatives	Carl Fowler & Ashley Spencer
Box Office Operations Coordinator	Kathy Huletton
Box Office Coordinator	Deonne Stewart
Box Office Operations Manager	Denise Williams
Special Events Ticketing Coordinator	Chris Harrington
Box Office Event Specialist	Anna King

BRIDGESTONE ARENA VENDORS

Levy Restaurants

Director of Sales	Kelly Wise
Director of Operations	Crystal Parfitt
Sales Coordinator	Kim Dallaire
Executive Chef	Thomas Winkiebleck
Sous Chef	Antonio Giron

Sportservice

General Manager	Tom Gallo
Controller	Guyonna Bailey
Human Resources Manager	Eddie Stankard
Operations Manager	Nick Heitmeyer
Concession Manager	Aaron Loois
Retail Manager	Melissa Beard
Commissary Manager	Jennifer Tate
Accounting Clerk	Caleb Ross
GuestPath Coordinator	Whitney Whittaker
HR Assistant/Non Profit Coordinator	Matthew Murphy
Executive Chef	Wade Gann

Service Management Systems

Facility Manager	Froylan Meraz
Assistant Facility Managers	Alberto Gomez & William Webb
Administrative Assistant	Stefka Stoeva

Contemporary Services Corporation

Vice President of Operations	Bruce Wagner
Assistant Branch Manager	Jack Vaughn

Durrell Technologies

Chief Engineer	Greg Vanhooose
----------------------	----------------

LET'S PLAY HOCKEY!

102.5 **THE**
GAME
NASHVILLE

1025THEGAME.COM

**Your Nashville
Predators Flagship
Station and Home
Of the Predators
Post Game Report**

MANAGEMENT & STAFF

OWNERSHIP

PREDATORS HOLDINGS LLC

On December 7, 2007, Predators Holdings LLC purchased the Nashville Predators and Powers Management (the company that operates Bridgestone Arena) and took over the day-to-day operation of the National Hockey League team and Bridgestone Arena.

Predators Holdings LLC includes local executives in finance, health care and private business. Members include: Thomas Cigarran, Christopher Cigarran, Herb Fritch, Joel and Holly Dobberpuhl, Dewitt Thompson IV, Dewitt Thompson V, John Thompson, David Freeman, Warren Woo and W. Brett Wilson.

THOMAS G. CIGARRAN



Tom Cigarran was a co-founder, former Chairman and CEO and current Chairman Emeritus and Director of Healthways, Inc. He was also a co-founder and former Chairman and CEO and a current Director of AmSurg Corporation, the nation's largest outpatient surgery center company. He was elected Chairman of the Nashville Predators in March 2010. He serves as the Predators Governor on the NHL Board of Governors.

Cigarran has served on the boards of several public and private companies and on the boards of several community non-profit organizations including the Vanderbilt University Medical Center, Alive Hospice, the Mental Health Association, Alignment Nashville and the Nashville Area Chamber of Commerce. In addition, he is active in helping to improve public education in Nashville and in Haiti. He received his undergraduate degree from Villanova University and an MBA degree from New York University.

CHRISTOPHER C. CIGARRAN



Chris Cigarran is the President of the Employer Division at Nashville's Healthways, Inc., the nation's leading and largest provider of specialized, comprehensive solutions to help millions of people maintain or improve their health and well-being and, as a result, reduce overall costs. Cigarran received his undergraduate degree from Bucknell University and his master's degree from Pepperdine University. Chris lives in Nashville with his wife Katherine and their two children.

HERBERT A. FRITCH



Herb Fritch currently serves as the President of the Senior Segment at Cigna-HealthSpring following the acquisition of HealthSpring by Cigna in 2012. Beginning his career in 1973 as an actuary, Fritch has more than 30 years of experience in the managed healthcare business. He is also one of the Predators Alternate Governors on the NHL Board of Governors. A graduate of Carleton College, Fritch and his wife Barbara reside in Nashville. They are members of United Way's Tocqueville Society and Barbara is very active as a volunteer at Second Harvest food bank.

JOEL & HOLLY DOBBERPUHL



Joel Dobberpuhl is the CEO and portfolio manager of Jetstream Capital, an investment firm he founded in 2003. Prior to founding Jetstream Capital, Dobberpuhl was a Senior Portfolio Manager for AIM Investments. He is also one of the Predators Alternate Governors on the NHL Board of Governors.



Dobberpuhl received his degree from Southern Methodist University in 1988 alongside Holly (Stone) Dobberpuhl. Together, the Dobberpuhls are active in several charities based in the

Nashville Area and have both served on the boards of Mercy Children's Clinic and Rocketown Ministries. The Dobberpuhls are residents of Franklin, Tenn.



OWENRSHIP

DEWITT C. THOMPSON V



DeWitt (De) C. Thompson V currently serves as the CEO of Thompson Machinery, the Caterpillar dealer for Middle and West Tennessee and North Mississippi. Thompson founded PureSafety in 1999, which was acquired by Underwriters Laboratories in 2011. He is also Chairman of the Board of PHG Energy and serves on the Board of Wealth Access. A graduate of Vanderbilt University, Thompson, his wife Jamee, son DeWitt VI and daughters Helen, Grace and Laura reside in Nashville.

JOHN P.G. THOMPSON



John Thompson is a Vice President of Thompson Machinery. He is a Director of PHG Energy, and he owns Ashland Properties, a real estate property investment company. Prior to working for Thompson Machinery, he served as an asset manager for Covenant Capital Group, LLC. A graduate of Vanderbilt University, Thompson and his wife Margaret reside in Nashville.

DAVID S. FREEMAN



David S. Freeman is CEO 36 Venture Capital and was the former founder and CEO of Commodore Medical Services, a medical waste management company sold in 2007. Freeman received his undergraduate degree from the University of Tennessee and a Juris Doctor degree from the Vanderbilt University School of Law. Freeman serves on the Board of Trustees of the United Way of Metropolitan Nashville and Brandi Chastain's ReachUp Foundation.

WARREN WOO



Warren Woo is the founder of Breakaway Capital and a Partner at Monroe Capital Partners Fund. Previously, Warren was a Founding Partner and Managing Director at Moelis & Company as well as Vice Chairman, member of the Board of Directors and Global Head of Financial Sponsors, Hedge Funds and Leveraged Finance of UBS Investment Bank. He received an MBA from the Stanford University Graduate School of Business and a BA in Economics from UCLA. Warren lives in Los Angeles, Calif., with his wife Carolyn and their two sons.

W. BRETT WILSON



W. Brett Wilson is a Canadian businessman based in Calgary, Alta., with homes in several cities including Nashville, Tenn. He is currently Chairman of Canoe Financial, an investment management firm with more than \$2 billion in assets. In 1993, he co-founded FirstEnergy Capital Corp., an energy focused investment bank. He has extensive investments in the energy and real estate industries through his merchant bank, Prairie Merchant Corporation. He has also appeared on Canadian TV shows with roles in close to 70 episodes of Dragons' Den and Risky Business. In addition to the Predators, he is an investor in the Derby County Football Club. He was awarded membership in the prestigious Order of Canada in July 2011.

MANAGEMENT & STAFF

MANAGEMENT

DAVID POILE PRESIDENT OF HOCKEY OPERATIONS/GENERAL MANAGER



The third-longest tenured General Manager in National Hockey League history, Nashville Predators President of Hockey Operations/General Manager David Poile has spent 31 consecutive years at the helm of a franchise (16 with Nashville, 15 with Washington) dating back to Aug. 30, 1982 when he was hired by the Washington Capitals. He is

the only general manager in NHL history to be at the helm of two different clubs for 1,000 games and 500 victories, attaining both marks in 2011-12, and is the lone person to be a finalist for the General Manager of the Year Award for each of its first three years of the award's existence (2010, 2011 and 2012). Poile also added the honor of a lifetime to his resume on June 28, 2013, when he was named General Manager of the United States Olympic Team for the 2014 Winter Games in Sochi.

Poile enters the 2013-14 campaign ranked second all-time in games (2,294) by a general manager – trailing only Glen Sather (2,536) – and third in wins (1,113) behind Sather (1,221) and longtime Boston Bruins executive Harry Sinden (1,170). On March 21, 2010 at St. Louis, he picked up his 1,000th win as a general manager in a 3-2 Predators victory.

As the architect of a club built on speed, skill and steadfast work ethic, Poile's philosophy of building through home-grown talent and effective drafting continues to pay dividends, as 22 of 34 players to suit up for the Predators in 2012-13 were developed by the club, tying a franchise record set in 2011-12. That list is sure to grow after a strong 2013 Entry Draft crop, which included defenseman Seth Jones, the fourth overall selection, who Nashville had rated their No. 1 player in the draft the past two seasons.

The Predators are built around a pair of homegrown products in two-time Vezina Trophy finalist Pekka Rinne in goal – who Poile signed to a seven-year contract in November 2011 – and two-time Norris Trophy runner-up Shea Weber – who became the recipient of the second-largest contract in NHL history when Poile matched a 14-year, \$10 million offer sheet in July 2012. Nashville's first-ever draft selection, David Legwand (second overall, 1998), has been a mainstay in the lineup for the last decade and a half, while gifted forwards Patrik Hornqvist – the final pick of the 2005 Entry Draft (230th overall) – Colin Wilson (2008), Gabriel Bourque (2009), Taylor Beck (2009) and Craig Smith (2009) add punch to the offensive attack. Joining Weber on the blue line is fellow 2003 draftee Kevin Klein – who signed a five-year deal in September 2012 – Roman Josi (2008) – the recipient of a seven-year contract during the summer of 2013 – in addition to promising youngsters Ryan Ellis (2009), Mattias Ekholm (2009) and Jones.

Poile has also been one of the busiest GMs in recent years consistently supplementing Nashville's drafted talent with players who fit the organization's philosophy via free agency and trades. His biggest coup in recent seasons through trade came on April 3, 2013, when he acquired highly touted prospect Filip Forsberg from Washington. Forsberg, selected 11th overall in the 2012 Entry Draft, was rated the third-best player by Poile's staff, but slipped due to a run of defensemen being drafted. On the opening day of free agency on July 5, 2013, Poile was the busiest he's ever been on the open market, signing a blend of Stanley Cup-winning experience in Matt Cullen and Viktor Stalberg, with gritty role-playing forwards Matt Hendricks and Eric Nystrom. The Predators also signed goaltender Carter Hutton to back-up Rinne on Day One of free agency.

The team's newest additions are nothing new – alternate captain and top-six forward Mike Fisher was acquired from Ottawa in February 2011, and center Paul Gaustad, perennially one of the top face-off and penalty killing players in the NHL, was snagged at the 2012 trade deadline.

Under Poile's direction, the Predators have been one of the top teams in the NHL since evolving from an expansion team in the early 2000s, to a bona fide contender. Since the start of 2005-06, Nashville's 336 wins ranks sixth-best in the league, while 192 home victories puts them fourth in the NHL.

The aggressive team-building plan implemented by Poile from the franchise's inception has helped the organization earn the reputation as one of the most stable, well-built teams in the NHL. Crucial to the plan's success is the ability to make the right selections and develop the young prospects. Poile has assembled a bright staff of personnel charged with those responsibilities, including assistant general manager Paul Fenton, chief amateur scout Jeff Kealty, and a coaching staff led by Barry Trotz.

Poile has long been a proponent of a strong developmental system as a means to develop blossoming young players into productive NHL players. The Predators' primary developmental affiliate, the American Hockey League's Milwaukee Admirals, captured the first Calder Cup Championship in franchise history in 2004 and revisited the Calder Cup Finals in 2006. They made their 11th consecutive trip to the Calder Cup Playoffs in 2013, making them the only franchise to attain the feat. Milwaukee has won four division titles in the past 10 seasons and became the first team in AHL history to post 40-or-more wins and 90-or-more points in eight consecutive seasons from 2002-03 to 2010-11, each season with a team predominately made up of Predators prospects.

Poile's wisdom and experience is clearly valued throughout the hockey world, as evidenced by his selection to the post of General Manager of the U.S. Olympic Team. He was associate general manager for the 2010 United States Olympic Team, and helped select the team that would become one of the headline stories of the 2010 Games, capturing the hearts of a nation en route to a silver medal. He was a member of the U.S. National Team Advisory Group for the second consecutive International Ice Hockey Federation World Championships in 2013, helping construct a team that claimed the nation's first medal (bronze) since 2004. He also served as associate GM for the U.S.'s entries into the 2009 and 2010 editions of the tournament, and as general manager at the 1998 and 1999 Worlds.

He was also selected as one of four NHL general managers to sit on the first NHL competition committee in 2005, a spot he still holds today. The steering body formulates and recommends rule changes for approval by the NHL Board of Governors. In this role, he helped usher in the new era of NHL hockey – featuring on-ice innovations such as the regular-season shootout and more recently the grandfathering in of visors and the shallowing of nets – while at the same time drawing upon the wealth of experience accumulated through his many years in the game. The Competition Committee continues to be one of the most influential bodies in the game today.

Poile's third straight GM of the Year nomination in 2011-12 came after the team finished with a 48-26-8 record (104 points), the third-best record in the Western Conference, fifth-best in the NHL, and good for home-ice advantage in the Stanley Cup Playoffs. The 2011-12 edition of the Predators were one of only four teams to



finish in the Top 10 in both goals for (eighth) and goals against (eighth), and one of three teams to rank in the League's Top 10 in both power-play percentage (first) and penalty kill percentage (10th). In 2010-11, Nashville earned the fifth seed in the Western Conference (99 points) and gave up the third-fewest goals in the League (90) despite missing nearly 350 man-games due to injury, and in 2009-10, Poile constructed a team that was one of 11 to hit the 100-point mark, despite having a payroll ranked 28th in the League, to earn a spot as a finalist for the inaugural General Manager of the Year Award.

In 2006-07, when Poile was recognized by *The Sporting News* as its Executive of the Year, an honor he had received twice previously (1982-83 and 1983-84) and which is determined through a vote of his peers, after the Predators finished the season with the second-most points in the Western Conference and tied for the third-most points in the entire National Hockey League. The Predators established franchise records in points (110), wins (51), road wins (23) and goals (272) during the campaign. Locally, *Business TN* magazine honored him as the magazine's "CEO of the Year" for 2006 based on his consistent and successful track record as the team's architect.

In 2001, Poile was a recipient of the Lester Patrick Award in recognition of contributions to hockey in the United States. Poile has devoted his professional career to hockey and the NHL, particularly in non-traditional markets. His late father, Bud Poile, also a recipient of the Lester Patrick Award (1989) and a member of the Hockey Hall of Fame (1990), served as general manager of two expansion franchises – first in Philadelphia (1967) and then in Vancouver (1970). David Poile began his professional career as an administrative assistant with the Atlanta Flames expansion franchise in 1972 and spent 10 years with the organization before being named general manager of the Washington Capitals in 1982. The 2013-14 campaign will mark his 41st in the NHL.


For the 1982-83 season, Poile took the reins of a Washington team that had never made the Stanley Cup Playoffs. In his 15 years there, the Capitals advanced to the postseason 14 times. The 1997-98 Capitals, largely comprised of players Poile acquired, advanced to the Stanley Cup Finals. During his 15-year tenure, the Caps compiled a record of 596-454-124 (.559), ranking among the NHL's top-five teams during that span.

Poile was instrumental in the League's adoption of the instant replay rule in 1991. He was awarded *Inside Hockey's* Man of the Year award for his leadership on the issue.

A graduate of Northeastern University in Boston, Poile was hockey team captain, leading scorer and most valuable player for two years, earning a place in the University's Hall of Fame.

Poile also serves as an alternate governor for the team and in December 2007, he added President of Hockey Operations to his title. For the past three seasons, Poile has donated to Operation Homefront (which provides emergency assistance and morale to our U.S. Troops), USA Hockey and the Peterson for Parkinson's Foundation for every Predators victory.

He and his wife, Elizabeth, reside in Nashville. The Poiles have two children – daughter Lauren and son Brian – who serves as the Predators Director of Hockey Operations – and two granddaughters – Ellie and Charlotte.



LONGEST TENURED GENERAL MANAGERS

GENERAL MANAGER	TEAM(S)	YEARS	SEASONS
Jack Adams	DET	35	1927-28 to 1961-62
Glen Sather	EDM, NYR	33	1980-81 to 2012-13
David Poile	WSH, NSH	31	1982-83 to 2012-13
Conn Smythe	TOR	30	1927-28 to 1956-57
Art Ross	BOS	30	1924-25 to 1953-54

MANAGEMENT & STAFF

MANAGEMENT

JEFF COGEN CHIEF EXECUTIVE OFFICER



Jeff Cogen brings more than 30 years of experience in the sports and entertainment industry to the Nashville Predators as the team's Chief Executive Officer, a role he was named to in August 2010. As the CEO of the Predators and Bridgestone Arena, Cogen is responsible for running the business operations of both the club and the arena.

During his tenure as CEO, Cogen has guided the organization to its most successful sales seasons to date, with the Nashville Predators increasing attendance from four regular season sellouts in 2009-10 to a franchise-high 99.2 percent capacity (20 sellouts in 24 games) in 2012-13, and growing the Season Ticket Holder base to more than 10,000 for the first time since the 1999-2000 season. Cogen has also been instrumental in the creation of a brand-new ice rink in Antioch, Tenn., set to open in 2014. This rink is part of an ongoing public/private partnership with Metro Nashville to promote healthy lifestyles for Middle Tennessee residents and continue increasing participation in youth and amateur hockey.

Prior to joining the Predators, Cogen served as president of both the Dallas Stars (2007-10) and Texas Rangers (2004-07) after previously working under the Hicks Sports Group umbrella from 1993-2001. As President of the Rangers, and then the Stars, Cogen ran all business aspects of the franchises, and also served as Hicks Sports Group's primary representative on American Airlines Center Board that provides oversight and leadership on all arena issues including overall financial performance, capital expenditures, third party events and team operations.

With the Rangers, where he was also chief operating officer for one year, Cogen increased revenues by 20 percent over a three-year span, and generated revenue streams through a landmark naming-rights deal (Ameriquest Field in Arlington), and through non-traditional outlets such as technological partnerships.

In his first stint with the Stars as vice president from 1993-99, Cogen helped build the newly relocated franchise's season ticket base to more than 15,000 fans and saw a sellout streak that lasted more than 150 games over a nearly four-season span. After being promoted to Executive V.P. of Marketing and Sales of Southwest Sports Group (entity that operated both the Stars and Rangers), Cogen created synergies between the teams that led to exponential rises in ticket and sponsorship revenue.

Cogen's two stints in Dallas were bridged by a successful two-year stretch as Chief Operating Officer of the Florida Panthers and the then-Office Depot Center. From 2001-03, he executed a naming rights agreement for the venue, and boosted income on both the team and building sides via joint entertainment ventures.

The Newport News, Va., native's first taste of professional sports came as Director, and later Vice President of Marketing for Olympia Arenas, the managing company of Detroit Red Wings, Joe Louis Arena and Fox Theater, from 1986-93. He started his career with Ringling Brothers and Barnum and Bailey Shows in 1979, managing more than 100 engagements until August 1986.

Cogen currently serves on the Adventure Science Center Board of Directors and Executive Committee, the Fifth Third Advisory Board, the Nashville Chamber of Commerce Board and Audit and Finance Committee, the T.J. Martell Board and the Partnership 20/20 Lead Investor Group.

The graduate of Old Dominion University resides in Franklin, Tenn., with his wife, their three children and their dog.





MANAGEMENT

SEAN HENRY PRESIDENT/CHIEF OPERATING OFFICER



Now entering his fourth season as the President/Chief Operating Officer of the Nashville Predators and Bridgestone Arena, Sean Henry (Twitter: @PREDSident) has brought a unique and aggressive approach to arena booking and operations, ticket and sponsorship sales and government affairs to his position. As President and COO, he is responsible for business operations of the

franchise and venue.

Since Henry joined the organization, Bridgestone Arena has enjoyed its most successful seasons to date, highlighted by its first-ever consecutive Top 10 Pollstar year-end rankings. The Nashville Predators' sales team also had their most successful sales season to date, selling out 20 of 24 home games during the shortened 2012-13 season with a franchise-record 99 percent capacity. In 2012, Henry led a team that was instrumental in securing Bridgestone Arena's new lease with the city of Nashville, keeping the downtown staple thriving and growing through 2028. As a provision of the new lease, Henry, alongside several other Nashville Predators executives, worked closely with Metro Nashville to bring a new ice rink to Antioch, Tenn., in 2014, with the goal of growing the game of hockey in Middle Tennessee.

Prior to joining the Predators, Henry spent 11 years with the Tampa Bay Lightning and Palace Sports and Entertainment, serving as their Executive Vice President and COO, overseeing business operations for the Lightning, St. Pete Times Forum and Single-A baseball's Asheville Tourists. During this time, the company saw dramatic increases in all revenue areas. The St. Pete Times Forum became one of the busiest venues in the country, built around a Stanley Cup Championship in 2004.

Henry's two years prior to his stay in Tampa were spent as Vice President of Sales and Marketing with Unity Motion, the first company to deliver High Definition television systems to the residential market and the first to broadcast a live HD program across the United States and the first live sporting event in HD.

The Long Island native started working at the tender age of three, helping his father on construction sites. Henry was charged with the largest of tasks – from picking up nails to watching cement cure, he did it all. Henry then entered the sports and entertainment industry in 1983 when he joined Volume Services Inc., as a busboy and would serve in various building management roles with the company through 1997. In his time with Volume Services, Henry's clients included the Detroit Pistons, St. Louis Rams, and Washington Redskins.

The second biggest trophy with Henry's name on it is the fourth place hardware he won for the West Islip Westbrook Elementary School's Bowling Winter Classic in 1977. This winning foundation has him well prepared and excited for the Annual Preds & Pins tournament where he looks to build upon that legacy of bowling mediocrity.

Henry, a graduate of The State University of New York, married Tracey Manning, a.k.a. the Suburban Diva, 22 years ago. They have four children – sons Steven and Matthew, and daughters Amy and Jessica.

Henry serves on the boards of The Nashville Predators Foundation, The Nashville Downtown Partnership, The Nashville Sports Council, Rocketown and The Sports Fund. He and Tracey are also very involved in their children's schools, sports teams and clubs.



MANAGEMENT & STAFF

MANAGEMENT

CHRIS PARKER EXECUTIVE VICE PRESIDENT / CHIEF SALES & MARKETING OFFICER



Now entering his sixth full season with the Predators/Bridgestone Arena, Chris Parker (twitter: @CSParks14) oversees ticket sales, corporate partnerships, premium seats, marketing, communications, broadcasting and community relations. He directs the organization's efforts to secure

partnerships with some of Nashville and the nation's most respected and recognizable companies including the likes of Bridgestone Americas, Nissan North America, Fifth Third Bank, Vanderbilt University Medical Center, AT&T, Ford Motor Company, Mars Pet Care, Daily's/Twice Daily convenience stores and numerous others.

In 2012-13, Parker helped facilitate the Predators' Season Ticket Holder base topping the 10,000 mark for the first time since 1999-2000. This success led to 20 sellouts in 24 regular season games and an average attendance of 16,974 (99.2 percent capacity). Parker also led the organization's efforts in negotiating a new long-term rights agreement with FOX Sports Tennessee. The most lucrative agreement in franchise history, boasts more games, more additional programming and more technological advancements than ever before. The agreement also ensures virtually all Preds games will be available every season. Parker has also played an instrumental role in continually redefining the club and Bridgestone Arena through the integration of new technologies like digital ticketing, interactive customer rewards platforms, email /social marketing, social media and partner-driven renovations.

Parker joined the Predators in March 2008 as Senior Vice President of Corporate Development. Prior to coming to Nashville, he served as the Vice President of Business Development with Palace Sports & Entertainment in Detroit and spent nearly 10 years with Silicon Valley Sports & Entertainment (SVSE) - the parent company of the San Jose Sharks, HP Pavilion Management and the SAP Open tennis tournament.

A graduate of the University of Michigan with a degree in sports management and communications, Parker began his sports career with the International Hockey League head office in suburban Detroit. Parker cites his summit of Half Dome in Yosemite National Park as one of his most memorable experiences largely due to a run in with a brown bear on the way down!

Parker resides in Nashville and is active in the community, serving on several philanthropic boards and committees including as Vice Chairman of the Bernard P. "Pat" Maloy Endowed Scholarship at Michigan and the Board of Directors for Junior Achievement of Middle Tennessee. He volunteers with the Jr. Preds amateur hockey organization, is a member of the Kiwanis Club of Nashville and was selected by the Nashville Business Journal as a member of the "40 under 40" class of 2012. Parker also serves as an advisory board member to InStadium, a Chicago-based digital/interactive advertising firm for the sports and entertainment industry.

MICHELLE KENNEDY EXECUTIVE VICE PRESIDENT / GENERAL COUNSEL & CHIEF FINANCIAL OFFICER



Michelle Kennedy joined the Predators full-time in March 2008 as In-House Counsel. Kennedy, also a certified public accountant (CPA), accepted the additional charge of Chief Financial Officer for the Predators and Powers Management in 2010 while continuing to serve as the organization's General Counsel. In her current role,

Kennedy serves as the organization's primary contact with the ownership group, in addition to overseeing all legal, finance and human resource matters. Kennedy is also extensively involved with key Sports Authority and Metro Government matters, and was a key component in the renewal of Bridgestone Arena's lease with the city of Nashville through 2028.

Kennedy began her career as an auditor at KPMG International, an advisory, audit and tax services company. After nearly five years in public accounting, she joined Vanderbilt University as an Associate Director of Athletics. For six years, she was responsible for oversight of the department's business operations, including ticket operations, facilities, game and event management, as well as oversight of marketing and corporate sponsorship activities. Kennedy continued to work in a consultative capacity for Vanderbilt while attending law school.

Kennedy obtained a B.A. in economics from Vanderbilt University in 1992 and a Juris Doctorate from Vanderbilt University in 2007. A native of Hawesville, Ky., Kennedy now resides in Nashville.



MANAGEMENT

CHRIS JUNGHANS SENIOR VICE PRESIDENT, CORPORATE DEVELOPMENT



Chris Junghans (Twitter: @cjjunghans) enters his fifth season as Senior Vice President of Corporate Development for the Predators and Bridgestone Arena and his 12th season with the organization.

In his tenure as Senior Vice President, both the Premium Seats and Sponsorship departments have achieved double digit revenue growth every season. Chris has led the organization's efforts in securing long-term partnerships with such companies as Nissan North America, Dunkin Donuts, Yazoo Brewing Company and AT&T. In addition, Chris has been instrumental in growing the Premium Seats department through the creation of new suite products including the Inner Circle, Opera Boxes, Bench Seats and the all new Cumberland 501 Club.

Prior to his role as Senior Vice President, Junghans led the Premium Seats division for the Predators and Bridgestone Arena. During his tenure as both a Director and Vice President, he was

able to develop key products and services that led to a 100 percent increase in sales. In addition, he successfully directed the single largest renewal in company history - achieving a 125 percent renewal rate.

Junghans started his career with the Florida Panthers as a Ticket Sales Account Executive and quickly moved through the ranks. While in Florida, Chris developed programs and services that led to significant increases in both Group and Suite Sales.

Born in Washington, D.C., Junghans is a graduate of the University of North Carolina at Charlotte. Among his many accomplishments, including being selected by the Milwaukee Brewers in the 11th round of the 1993 Major League Baseball Draft, but he ranks his family as his biggest accomplishment. He married his high school sweetheart, Carolina in 1999 and they have three children - Lia (12), Alex (8) and Sofie (4). Junghans currently serves on the East Williamson Athletics Board of Directors and enjoys coaching youth baseball in his spare time.

GERRY HELPER SENIOR VICE PRESIDENT, COMMUNICATIONS



A veteran of more than 34 years in hockey having been with the National Hockey League or one of its teams since 1979, Gerry Helper joined the Predators in October 1997, and has served in various communications roles. In addition to heading up the club's public and media relations efforts, Helper assists in relations with the Sports Author-

ity, Sports Council, Metro and State Governments. Helper works closely with upper management on external, organizational and franchise communication issues. He has also served as president or on the board of the Predators Foundation since its inception; the Foundation has distributed more than \$4 million to Nashville area charitable and community service organizations, including a single-season record of \$405,000 in 2012-13.

Helper has also been active with USA Hockey, serving as a communications liaison for the United States' silver medal-winning entry at the 2010 Vancouver Olympics and on USA Hockey's marketing council from 1994-99.

Helper oversees the club's media and public relations efforts, publications, the team's web site and community relations initiatives. He was on the NHL's Communications Advisory Board from 2004-09, and was the organization's point person with the NHL for the 2003 NHL Entry Draft in Nashville, which drew more than

13,000 people to the Bridgestone Arena. In 2011-12, the Predators Communications Department received the Dick Dillman Award, presented by the PHWA to the top communications department in each conference.

In his first stint with an expansion franchise, Helper spent nearly seven years (1991-97) with the Tampa Bay Lightning as the team's Vice President of Communications. He assisted with the development of Tampa Bay's successful 1999 NHL All-Star Weekend bid. He also spent time as the NHL's director of information (1987-89) and director of public relations (1989-91) after beginning his sports career with the NHL's Buffalo Sabres (1979-86). He also worked several Stanley Cup Finals and All-Star Games in his time with the League and the Sabres.

Helper served on the board of directors for the Middle Tennessee YMCA and Joe C. Davis Camp Widiwagan, and is currently on the board of the Nashville Sports Council. He is a 1979 graduate of St. Bonaventure University with a BA in mass communications and a 2000 graduate of leadership music.

Helper resides in Franklin, Tenn., with his wife, Kim, and daughters, Renee and Abigail.

MANAGEMENT & STAFF

MANAGEMENT

NAT HARDEN SENIOR VICE PRESIDENT OF TICKET SALES



An "original Predator" who started with the franchise in 1997, Nat Harden (Twitter: @natharden) is entering his sixth season as Vice President of Ticket Sales. In his current role, Harden is responsible for all tickets sales and service for the Nashville Predators. Under his direction, the Nashville Predators have enjoyed their most successful sales season to date, selling out 20 home games during the shortened 2012-13 season while playing to 99 percent capacity. Additionally, the Predators season ticket renewal number will surpass 90 percent for the fourth consecutive season under Harden's leadership.

Harden started with the Predators as a Fan Relations Account Service Executive before becoming a Corporate Account Executive in 2000. He was promoted to Season Ticket Sales Manager prior

to the 2003-04 season, then Director of Ticket Sales in 2006. Since Harden's promotion to Vice President of Tickets Sales the Predators have increased attendance by more than 25 percent and renewed their season ticket holders at an average of 90 percent during that time.

A graduate of Mississippi State University with a bachelor's degree in Business Administration and a master's degree in Sports Administration, Harden played baseball for the Bulldogs from 1992-96. Since taking over the season ticket sales, he has required all employees to ring a Mississippi State/Nashville Predators cowbell upon a sale.

Harden and his wife, Paige, reside in Nashville with their two children - 10-year-old son, Ty, and 7-year-old daughter, Clara.

BETH SNIDER SENIOR VICE PRESIDENT OF FINANCE



Beth Snider began her second stint as Senior Vice President of Finance in November 2012 after originally joining the Predators organization as Director of Finance in May 2000. As head of the Finance Department, Snider is responsible for all finance functions, budgeting and forecasting, and directly manages the team's relationship with the NHL with respect to financial matters, including the preparation of the annual Hockey Related Revenue reporting process. She also manages the franchise's various insurance policies and relationships with brokers.

Snider's extensive history and exposure to both the Predators and Bridgestone Arena's financial affairs were integral in securing a new lease arrangement with the city of Nashville in the summer of 2012, and has helped merge the two entities into a more efficient business unit.

Snider spent five seasons as Director of Finance before being promoted to Vice President in 2005. She served in that role until 2010, when she transitioned into a part-time role as a Financial Specialist until reassuming her role as Vice President. Snider's first exposure to the arena/organization came in 1996 when she oversaw the then-Nashville Arena's audit for Arthur Andersen LLP accounting firm during its pre-opening stage.

Snider received both a bachelor's degree in business administration and a master's in accountancy from the University of Alabama. She has sat on the board and numerous committees for the Tennessee Society of CPAs and is currently an active member.

Beth resides in Franklin with her husband, Dwayne, and sons, Eston and Grant.

DAVID KELLS VICE PRESIDENT OF BOOKING



David Kells (Twitter: @DKnaround) has been with Bridgestone Arena and the Nashville Predators since 2005. During his tenure he has served as the Conversion Manager, Event Manager, Director of Marketing and is currently the Vice President of Booking.

David quickly developed a passion for live entertainment after working his first concert at the age of 18. Over the course of his career he has worked for SFX Entertainment, Great Big Shows, and AC

Entertainment. David has been involved in producing such festivals as Dancin' In the District (Nashville, Tenn.), Sundown in the City (Knoxville, Tenn.), Sewanee Bound Music Festival (Live Oak, Fla.) and Birmingham City Stages (Birmingham, Ala.).

A lover of hockey from a young age, David's hockey career peaked in 1980 when he received the Most Improved Player Award from the Massena Minor Hockey Association.

David is a proud resident of Inglewood, where he resides with his wife Lucy.



MANAGEMENT

DAVID CHADWELL VICE PRESIDENT OF EVENT OPERATIONS



David Chadwell is the current Vice President of Event Operations for the Nashville Predators and Bridgestone Arena, a role he assumed in August of 2012. His responsibilities include all guest experiences at Bridgestone Arena. In his new role Chadwell oversees the box office, concessions, security, ushers and the AT&T Fan Information desk. He joined Bridgestone

Arena/Nashville Predators full-time in 2003 as Box Office Event Manager, advanced to Assistant Director of Ticketing in 2004 and Director of Ticket Operations in 2005.

Before coming to Bridgestone Arena, Chadwell worked with Starwood Amphitheatre and Creative Artist Agency and spent time on tour with the legendary B.B. King. A Middle Tennessee State University alumnus, Chadwell has a bachelor's degree in Mass Communication with an emphasis in Music Business. During his tenure with Bridgestone Arena, Chadwell has received three awards for Leadership, as voted on by his peers. Chadwell has been a member of the International Ticketing Association (INTIX) since 2005.

A Nashville native, Chadwell loves to travel with his wife Scarlett. They reside in Lebanon, Tenn., with their three dogs and a cat.

TIM FRIEDENBERGER VICE PRESIDENT OF FACILITY OPERATIONS



Tim Friedenberger joined the Bridgestone Arena and Nashville Predators family in 2013, where he serves as the Vice President of Facility Operations.

Friedenberger began his career in sports and entertainment with the Tampa Bay Lightning in 1992. During his tenure, he served as the lead Ice Technician, Director

of Operations and Vice President of Facility Operations at the Tampa Bay Times Forum.

He got his first taste of the entertainment industry while touring around the country with various types of productions, and cut his teeth on the business of ice as a project manager installing ice rinks throughout the United States, Europe and Asia. Friedenberger's passion and dedication to ice and hockey has earned him the respect of his peers throughout the NHL.

Tim is now a proud resident of Nolensville, Tenn., where he resides with his wife, Ginger, and three boys whom all love hockey and Tennessee.

ALLISON SIMMS VICE PRESIDENT OF HUMAN RESOURCES



Allison Simms joined the Nashville Predators as Director of Human Resources in 2006, was elevated to Senior Director in 2008, and promoted to her current role as Vice President of Human Resources in 2010. Her responsibilities include overseeing all human resources functions for both the Nashville Predators and Powers Management.

Simms began her career in human resources in the insurance and healthcare fields before transitioning to the sports & entertainment industry. An alum of Middle Tennessee State University, Allison has a bachelor's degree in education and is an active member of Society for Human Resource Management.

As a Nashville native, Simms stays involved in the community with a passion for animal rescue. She and her husband, Matt, reside in Nashville.

BRIAN POILE DIRECTOR OF HOCKEY OPERATIONS



Brian Poile enters his fourth season with the Nashville Predators as the Director of Hockey Operations in 2013-14. Poile's primary responsibilities include managing the club's roster, payroll, salary cap, research and negotiation of player contracts, salary arbitration preparation and overseeing minor league affiliation agreements with the American Hockey League's Milwaukee

Admirals and ECHL's Cincinnati Cyclones. He is also involved with fiscal and strategic planning, evaluating pro and amateur players, compliance with the Collective Bargaining Agreement, administration with NHL's Central Registry as well as the day-to-day business operations of the hockey department.

Poile began his career with the NHL's Dallas Stars, spending one season as the Stars' Director of Team Services and three seasons as the Director of Hockey Operations for their AHL affiliate, the Utah Grizzlies, in Salt Lake City. In his role in Utah, Poile managed

the Grizzlies hockey department, club roster, budget, player contracts, team travel, schedules, training camps, AHL/ECHL/CHL scouting and player call-ups. He also served as an Alternate Team Governor, managed the Grizzlies affiliation agreements with the Dallas Stars (NHL), Montreal Canadiens (NHL), Lexington Men-o-War (ECHL), New Mexico Scorpions (CHL) and Idaho Steelheads (ECHL) as well as the administration and compliance of the AHL and Professional Hockey Players Association Collective Bargaining Agreement.

Hockey roots run deep in the Poile family. He is the son of Predators' President of Hockey Operations/General Manager, David Poile, and grandson of Hockey Hall of Fame Inductee, Norman "Bud" Poile. Poile earned his bachelor's degree in communications at Boston College in 2000.

Poile, his wife, Valerie, and dogs, Wiley and Dexter, reside in Nashville.

MANAGEMENT & STAFF

MANAGEMENT

PAUL FENTON ASSISTANT GENERAL MANAGER



Now in his 16th season with the Predators, and his eighth as the club's assistant general manager, Paul Fenton has been instrumental in bringing in many of Nashville's core players, primarily through the draft, but also through trades and free agent signings.

After serving as the director of player personnel for the Predators' first eight seasons, Fenton was promoted to assistant general manager on June 5, 2006, where he oversees the Predators' amateur player development, manages the team's professional and amateur scouting staff and advises President of Hockey Operations/General Manager David Poile on player personnel decisions. He has assisted in player acquisitions since joining the Predators and managed the club's Entry Draft efforts from 2003 (when the team selected Ryan Suter, Shea Weber, Kevin Klein and Alexander Sulzer) until 2008 when he passed the torch to Chief Amateur Scout Jeff Kealty.

In 2012-13, the Predators used 17 players drafted and developed by the team – which included 10 of the team's top 12 point getters – and five more who were acquired by Nashville before making their NHL debut, meaning 22 of 34 players used by the Predators in each of the last two seasons have been "homegrown."

Fenton also serves as general manager of the Predators' primary developmental affiliate, the Milwaukee Admirals of the American Hockey League, who made their AHL-record 11th consecutive playoff appearance in 2013 despite seeing 11 of their top players recalled to Nashville during various points of the season. The Admirals extended their playoff streak thanks to a 15-4-1 record in their final 20 games. Milwaukee has won four division titles in the past 10 sea-

sons, and became the first team in AHL history to post 40-or-more wins and 90-or-more points in eight consecutive seasons from 2002-03 to 2010-11. He also served as Associate GM for Team USA at the 2011 World Championships.

Fenton joined the Predators after spending five seasons in the Anaheim Ducks' hockey operations department. He served as a scout during his first three seasons with the Ducks and as the chief professional scout the last two years. A number of players drafted during Fenton's run with the Ducks – such as Paul Kariya, Steve Rucchin, Ruslan Salei and Mike LeClerc – led Anaheim to the 2003 Stanley Cup Finals. The Springfield, Mass., native also helped facilitate one of the Anaheim franchise's largest trades, the February 1996 acquisition of Teemu Selanne.

Fenton played eight seasons in the NHL before joining the scouting ranks. He amassed 100 goals and 83 assists in 411 NHL contests while playing for seven different NHL teams, including San Jose during the Sharks' inaugural season (1991-92). In 1989-90, the former Boston University Terrier scored an NHL career-high 32 goals for the Winnipeg Jets, and his playing resume also includes three selections to AHL and IHL All-Star teams.

Paul and his wife, Nona, reside in Brentwood. They have two sons, P.J. and Owen. P.J. was the San Jose Sharks' sixth selection, 162nd overall (fifth round), in the 2005 NHL Entry Draft and will play his sixth professional season in Germany in 2013-14 with the Heilbronner Falken after winning the 2013 Bundesliga title with the Bietigheim Steelers. Owen is entering his fourth year as a doctorate student in chemistry at the Massachusetts Institute of Technology (MIT).

SCOUTING STAFF



Martin Bakula
European Scout



Lucas Bergman
European Scout



Nick Beverley
Pro Scout



Shawn Dineen
Pro Scout



Janne Kekalainen
European Scout



Vaclav Nedomansky
Pro Scout



Tom Nolan
North American
Amateur Scout



Ryan Rezmierski
North American
Amateur Scout



Glen Sanders
North American
Amateur Scout



David Westby
North American
Amateur Scout



BRENT PETERSON HOCKEY OPERATIONS ADVISOR



A Nashville Predator since Day One, Brent Peterson enters his third season as Hockey Operations Advisor in 2013-14 after spending 13 seasons as a member of the team's coaching staff. In his role as an advisor, Peterson works closely with General Manager David Poile and Head Coach Barry Trotz on all matters involving the team, in addition to being active in the community and in sponsorship and business operations.

A tireless worker in the community, Peterson established the Peterson Foundation for Parkinson's (PFP) in 2007 to raise awareness of the devastating effects of Parkinson's disease. Since 2011, PFP has joined forces with the Nashville Predators to hold Petey's Preds Party – a fun night of live entertainment, dinner and an extensive silent auction – and the Nashville Predators/Brent Peterson Celebrity Golf Classic at Vanderbilt Legends Club. Each of the first three events have raised more than \$200,000 which was split between Parkinson's research and the Predators Foundation. Donations to PFP fund critical research to aid in the fight against the disease as well as educational and support groups.

During the 2011-12 season, Peterson brought his battle with Parkinson's into the public eye – including in-depth coverage of his Deep Brain Stimulation Surgery (DBS) – in an effort to create awareness and cultivate donations to the Peterson Foundation for Parkinson's. Since the DBS, Peterson is happy, healthy and has seen a dramatic reduction of his Parkinson's symptoms.

In his time behind the Predators bench as both associate coach (2003-11) and assistant coach (1998-2003), Peterson worked closely with the penalty killing unit that has finished among the top 12 in the NHL in 10 of 12 seasons, and a defensive corps that gave up the second fewest goals in his final season behind the bench (2010-11). He helped the club to Stanley Cup Playoff berths in six of his last seven seasons behind the bench.

Peterson joined the Predators after serving as head coach of the Portland Winter Hawks (WHL) for seven seasons, posting a 201-138-20 mark from 1992-98. During the 1997-98 season, the Winter Hawks were a league-best 53-14-5 and captured the WHL Championship and the Memorial Cup. He recorded 40-or-more victories on four occasions and helped develop NHL first-round picks Adam Deadmarsh (1993), Jason Wiemer (1994), Brenden Morrow (1997) and Marian Hossa (1997).

Prior to joining Portland, the Calgary, Alta., native spent two seasons (1989-91) as an assistant coach with the Hartford Whalers (NHL) following his retirement as a player. The former first-round pick of Detroit (1978) played 11 NHL seasons from 1978-89 with Detroit, Buffalo, Vancouver and Hartford. He appeared in 620 NHL games, collecting 213 points (72g-141a) and 484 penalty minutes. Peterson was known as one of the NHL's top defensive forwards and penalty killers.

Brent and his wife, Tami, reside in Franklin, Tenn. They have three children: Ryan, Brad and Kristin, and one grandchild – Jacob.

JEFF KEALTY CHIEF AMATEUR SCOUT



Kealty, now in his 13th season with the organization, has been managing the club's amateur scouting operation as the Predators' Chief Amateur Scout since July 25, 2007. In addition to monitoring the best draft-eligible talent around the globe, Kealty keeps an eye on the CHL, NCAA and other junior leagues in North America and Europe. Reporting to

Assistant General Manager Paul Fenton, Kealty also spearheads the team's annual efforts at the NHL Entry Draft.

The Boston native has overseen Nashville's past six drafts, helping to bolster the club's depth across the board, selecting 29 forwards, 14 defensemen and six goalies since his first year running Nashville's draft table in 2008. In 2013, Kealty and his staff were elated to choose the top player on their draft list for the first time in franchise history after seeing potential future superstar defenseman Seth Jones slip to them at the fourth overall. The 2013 Draft class was rounded out with a collection of size, grit, and potential steals from overseas, further bolstering a deep prospect pool.

Three more Predators prospects, in addition to 2012 first-round pick Filip Forsberg – who the amateur scouting staff had ranked third his draft year and was acquired from Washington on April 3, 2013 – made their NHL debuts with the team in 2012-13. Several more, like 2011 second-round selection Magnus Hellberg, 2012 third rounder Brendan

Leipsic and 2012 sixth-round choice Marek Mazanec, broke out in various leagues around the world. Hellberg ranked among the AHL's top four goaltenders in league goals-against average, save percentage and shutouts during his rookie season with the Milwaukee Admirals, Leipsic won the major junior scoring title, and Mazanec led his Czech League team to its first championship.

While 2008 selections Colin Wilson and Roman Josi continue to emerge as integral components of the Predators present and future, the 2009 draft class might be the most well-rounded to date. Third-round selection Taylor Beck (70th overall) was the latest to emerge of the class, leading Milwaukee in scoring and spending the final six weeks of the 2012-13 season with the Predators, while Ryan Ellis (11th overall, first round), Craig Smith (98th overall, fourth round), Mattias Ekholm (102nd overall, fourth round) and Gabriel Bourque (132nd overall, fifth round) are all expected to be part of the Predators' lineup for years to come.

A former first-round pick (22nd overall) of the Quebec Nordiques in 1994, Kealty was signed by Nashville as a free agent in 1998 following a four-year college career at Boston University. The former defenseman played one pro season for the Milwaukee Admirals (International Hockey League) before his playing career was cut short due to injury.

Kealty, his wife Lynn, daughter Lydia and son James (twins) reside in Norfolk, Mass.

MANAGEMENT & STAFF

COACHING STAFF

BARRY TROTZ HEAD COACH



The longest tenured coach in the NHL and only coach in Nashville Predators franchise history, Barry Trotz is regarded as one of the top bench bosses in the game today. He has been a finalist for the Jack Adams Award as the NHL's top coach twice in the last four seasons (2010 and 2011), while finishing in the Top Five on four other occasions since 2006. Since Trotz was hired on Aug. 6, 1997, there have been more than 175 coaching changes involving the League's other 29 teams.

In his 15 seasons and 16 years as the Predators' coach, Trotz has put himself among some legendary names, ranking third all-time in both games coached (1,114) and wins (519) with a single franchise. He also ranked 15th on the NHL's all-time coaching victories list, and fourth among active coaches behind only Joel Quenneville (Chicago), Ken Hitchcock (St. Louis) and Lindy Ruff (Dallas). Additionally, he is one of just six coaches in all four major North American sports leagues to have coached or managed each of a team's first 15 seasons of existence (MLB: Connie Mack (50, Oakland); NFL: Curly Lambeau (29, Green Bay), Tom Landry (29, Dallas), Hank Stram (15, Kansas City), Paul Brown (15, Cleveland)), and one of just four coaches in expansion-team history (among the four major sports) to have a record better than .500.

Trotz is one of just two coaches to lead the same team to the playoffs at least seven times in the last nine seasons, and has averaged nearly 45 wins and 99 points in each of the last eight full seasons (91 in 2003-04, 106 in 2005-06, 110 in 2006-07, 91 in 2007-08, 88 in 2008-09, 100 in 2009-10, 99 in 2010-11 and 104 in 2011-12). The Predators also boast the League's sixth highest win total (336) and fourth-most home victories (192) in the League since the start of the 2005-06 season.

Trotz's modus operandi is using an aggressive system based on strong forechecking and sound defense to direct a hard-working group to the playoffs on an annual basis. After becoming the only Western Conference team to advance to the second round of the Stanley Cup Playoffs back-to-back seasons in 2011 and 2012, Trotz faced a season of transition during the abridged 2012-13 campaign, seeing eight rookies and three other newcomers implemented into the lineup. In 2013-14, Trotz will look to get back to the "Predator way" with an ideal blend of youth and veterans, as well as grit and offensive ability. Trotz's system has seen the Predators finish among the Top 10 in penalty killing rankings six times in the last eight seasons, and in the League's top half in goals-against average seven times in the last eight years. The Predators are annually among the NHL's most disciplined as well, ranking among the Top Five in fewest penalty minutes five straight seasons, finishing first in the category in 2009-10 and 2011-12.

Trotz earned his back-to-back Jack Adams nominations in 2009-10 when he was runner-up for the award after leading his squad to a 100-point season (47-29-6) despite the NHL's 28th-highest payroll, and in 2011-12 after guiding the Predators to the fifth seed in the Western Conference (44-27-11 record) despite losing 348 man-games due to injury, a number that ranked among the top three in the League, and being the fifth youngest roster down the stretch and the youngest among playoff teams. That success continued in 2011-12 when he finished fifth in Adams voting after steering the team to their third-best record in franchise history and to Top 10 rankings in goals for (eighth), goals against (eighth), power-play percentage (first) and penalty kill percentage (10th). On Nov. 12, 2011, against the Montreal Canadiens, he hit the 1,000-game milestone, and on March 30, 2012, reached the 500-win mark.

Trotz also ranked in the individual accolades following the 2006-07 campaign after guiding the Predators to the second-most points in the Western Conference and tied for the third-most points in the entire National Hockey League, notching franchise records in points (110), wins (51), road wins (23) and goals (272) in the process. He was named 2007 Coach of the Year by *The Sporting News*, an honor determined through a vote of his peers, in addition to finishing fourth in Jack Adams voting and serving as an assistant coach for the Western Conference All-Stars at the 2007 NHL All-Star Game.

The 51-year-old Dauphin, Manitoba native reached his goal of becoming an NHL head coach when he was named to his current position on Aug. 6, 1997. After a year aggressively scouting talent in North America and Europe, Trotz and his staff made the most of their opportunity by leading the inaugural edition (1998-99) of the Predators to a 28-47-7 record. Starting with a 3-2 victory over the Carolina Hurricanes on Oct. 13, 1998, the Predators' 28 wins were the third-most in expansion history.

Prior to joining the Predators, Trotz spent five seasons (1992-97) as the head coach of the Washington Capitals' primary developmental affiliate in the American Hockey League. He was named head coach of the Baltimore Skipjacks in 1992 after one season as an assistant coach. Following the franchise's relocation to Portland, Maine in 1993, he led the Portland Pirates to two Calder Cup Finals appearances over the next four seasons. In 1994-95, Trotz coached Portland to a Calder Cup Championship and a league-best 43-27-10 record and captured AHL Coach of the Year honors. In 2006, he was honored with election to the Pirates' Hall of Fame.



Trotz has also gained experience coaching on the international stage, serving as an assistant coach for Team Canada at the IIHF World Championships on four occasions, most recently at the 2013 tournament in Stockholm, Sweden and Helsinki, Finland. In 2003, he helped the Canadians strike gold in Finland, and in 2009 he helped guide Canada to a silver medal in Switzerland. The first time he answered the call for his nation came at the 2002 Championships in Sweden.

Trotz began his coaching career in 1984 as an assistant with the University of Manitoba. He then served two seasons (1985-87) as the head coach and general manager of the Dauphin Kings junior hockey club before returning to the University of Manitoba as the head coach in 1987. In January 2001, Trotz was inducted into the University's Hall of Fame.

During the 1987 campaign, Trotz also served as a scout for the Spokane Chiefs (WHL) and a part-time scout for the Capitals. In 1988, he joined Washington as a full-time western scout, and the next season he became the Caps' chief western scout.

Before coaching, Trotz played junior hockey for Regina (WHL) from 1979-83, capturing a WHL championship in 1979-80. The defenseman registered 102 points (19g-83a) and 490 penalty minutes in 204 games.

The popular head coach and his family are active in a variety of service and charitable initiatives in the Middle Tennessee community. This commitment was recognized when Trotz was honored with the Community Spirit Award (in recognition for community service) at the 2005 O'Charley's Dinner of Champions, presented by the Nashville Sports Council.

Since the Predators inception, the Trotz's have donated \$500 to My Friend's House (a United Way agency) for each Nashville victory, with donations to surpass \$260,000 in 2013-14. He is an active board member for Peterson for Parkinson's Foundation, the Williamson County YMCA and the United Way. He also works closely with Best Buddies of Tennessee, a nonprofit organization dedicated to establishing a global volunteer movement that creates opportunities for one-on-one friendships, integrated employment and leadership development for people with intellectual and developmental disabilities.

Barry and his wife, Kim, reside in Brentwood along with their four children: Shalan, Tyson, Tiana and Nolan.



TROTZ'S HEAD COACHING RECORD

REGULAR SEASON								PLAYOFFS			
Season	Team	GP	W	L	T	O	%	GP	W	L	%
1992-93	Baltimore (AHL)	80	28	40	12	--	.425	7	3	4	.429
1993-94	Portland (AHL)	80	43	27	10	--	.600	17	12	5	.705
1994-95	Portland (AHL)	80	46	22	12	--	.650	7	3	4	.429
1995-96	Portland (AHL)	80	32	38	10	--	.463	24	14	10	.583
1996-97	Portland (AHL)	80	37	33	10	--	.525	5	2	3	.400
1998-99	Nashville (NHL)	82	28	47	7	--	.384	--	--	--	--
1999-00	Nashville (NHL)	82	28	40	7	7	.427	--	--	--	--
2000-01	Nashville (NHL)	82	34	36	9	3	.488	--	--	--	--
2001-02	Nashville (NHL)	82	28	41	13	0	.421	--	--	--	--
2002-03	Nashville (NHL)	82	27	35	13	7	.451	--	--	--	--
2003-04	Nashville (NHL)	82	38	29	11	4	.555	6	2	4	.333
2005-06	Nashville (NHL)	82	49	25	--	8	.646	5	1	4	.200
2006-07	Nashville (NHL)	82	51	23	--	8	.671	5	1	4	.200
2007-08	Nashville (NHL)	82	41	32	--	9	.554	6	2	4	.333
2008-09	Nashville (NHL)	82	40	34	--	8	.537	--	--	--	--
2009-10	Nashville (NHL)	82	47	29	--	6	.610	6	2	4	.333
2010-11	Nashville (NHL)	82	44	27	--	11	.604	12	6	6	.500
2011-12	Nashville (NHL)	82	48	26	--	8	.634	10	5	5	.500
2012-13	Nashville (NHL)	48	16	23	--	9	.427	10	5	5	.500
NHL TOTALS		1114	519	447	60	88	.532	50	19	31	.380

MANAGEMENT & STAFF

COACHING STAFF

PHIL HOUSLEY ASSISTANT COACH



defensive corps and heading up the power play.

Housley has spent the last nine seasons coaching at different levels, with his most notable accomplishments coming on the international stage. He coached the United States to a gold medal at the 2013 World Junior Championships, and helped Team USA claim the bronze medal at the 2013 World Championships as an assistant coach. Housley was also behind the bench for the U.S. National Team at the 2011 World Championships, and was an assistant on the 2007 and 2011 editions of the World Junior team, helping each squad claim the bronze medal. He was also one of two head coaches for the inaugural CCM/USA Hockey All-American Prospects Game in 2012.

The highest scoring American-born defenseman amassed 1,232 points (338g-894a) in 1,495 NHL regular-season games in a career that spanned 21 seasons (1982-2003) with eight teams (Buffalo, Winnipeg, St. Louis, Calgary, New Jersey, Washington, Chicago and

Toronto). Housley was also a seven-time All-Star Game selection and finished his career having suited up for the sixth-most games all-time among blueliners. A first-round pick (sixth overall) by the Buffalo Sabres in the 1982 NHL Entry Draft, Housley was inducted into the U.S. Hockey Hall of Fame in 2004.

The 49-year-old native of South St. Paul, Minn., also played extensively for his country. A seven-time member of the U.S. National Team at the World Championships (1982, 1986, 1989, 1996, 2000, 2001, 2003), Housley earned a silver medal at the 2002 Salt Lake City Olympics and helped Team USA capture the 1996 World Cup of Hockey title. He was inducted into the IIHF Hall of Fame in 2012, received the USA Hockey Distinguished Achievement Award in 2013 for his outstanding contributions on or off the ice to the sport in America, the 2008 Lester Patrick Award for outstanding service to hockey in the United States, and USA Hockey's Bob Johnson Award in 2000 for excellence in international competition.

Housley and his wife, Karin, have four children, Taylor, Reide, Wilson and Avery.

LANE LAMBERT ASSISTANT COACH



corps, in addition to heading up the penalty kill.

In his first season at the NHL level in 2011-12, Lambert helped the Predators to the League's fifth-best record during the regular season, finishing among the Top 10 in goals, goals against and penalty kill efficiency. In 2012-13, he oversaw a forward corps ravaged by injury, and assisting in the NHL debut of six players, including highly touted prospects Filip Forsberg, Taylor Beck and Austin Watson.

During his time as head coach of the Admirals from 2007-11, Lambert led the club to a 178-103-39 record, the sixth-most wins in the AHL in that span, while giving up the second-fewest goals (821) in the league. Milwaukee posted 40-or-more wins and 90-or-more points all four seasons under Lambert as well, making them the first team in AHL history to reach the marks in eight consecutive campaigns. In addition to four straight Calder Cup Playoff berths, Lambert helped the Ads capture a pair of West Division titles, posting the Western Conference's highest point total in 2010-11 (102 pts, 44-22-14 record) despite seeing 10 of his core players recalled to the Predators during the season. He also captured a division title in 2008-09 when he led a young squad to 49-22-9 record, tying for

the most points (107) in the AHL. The win total tied a club record since the team joined the AHL for the 2001-02 campaign.

Prior to joining the Admirals as an assistant coach in 2006-07, the Melfort, Sask., native spent one season as an assistant for the Bridgeport Sound Tigers, the New York Islanders' AHL affiliate. Lambert started his coaching career in the Western Hockey League, spending parts of two seasons as head coach of the Prince George Cougars (2003-05) and parts of two campaigns as an assistant for the Moose Jaw Warriors (2002-04).

Lambert finished an 18-year playing career with the Houston Aeros in 2000-01. The Detroit Red Wings' second selection, 25th overall (second round), in the 1983 NHL Entry Draft, Lambert finished his NHL career with 125 points (58g-67a) and 521 penalty minutes in 283 games with Detroit, the New York Rangers and Quebec from 1983-89. Lambert enjoyed his most successful NHL campaign with the Nordiques in 1987-88, recording career-highs in points (41) and assists (28) in 61 contests.

The 48-year old Lambert also gained significant playing experience in both the American and International Hockey Leagues, posting a combined 238 points (113g-125a) in 417 games. He won an AHL Calder Cup title with Adirondack in 1986, and helped the Houston Aeros claim the IHL's Turner Cup championship in 1999.

Lambert and his wife, Andi, have two daughters, Taylor and Samantha.



COACHING STAFF

DAVID GOOD STRENGTH & CONDITIONING COACH



David Good enters his 10th season as the strength and conditioning coach of the Nashville Predators, and will travel full-time with the team for the first time in 2013-14. He joined the Predators in July of 2004 and is responsible for preparing and supervising workout programs for all players in the Predators system. Good also runs the club's

prospect development program and the off-ice aspects of the Predators Hockey School.

Good was instrumental in developing a program for Steve Sullivan that allowed the Predators forward to return to the ice on January 12, 2009 after almost a two-year absence that included missing 142 straight regular-season games and 11 playoff games due to a back injury. In June of 2009, Sullivan won the NHL's Bill Masterton Memorial Trophy given "to the player that best exemplifies the qualities of perseverance, sportsmanship and dedication to hockey." During the summer of 2010, he designed and outfitted the new weight room at Bridgestone Arena with triple the amount of space to facilitate optimal in-season training.

Prior to joining the Predators, Good served as the director of speed-strength and conditioning for West Coast Sports Performance and Center for Athlete Medicine in Manhattan Beach, Calif., and also served as a consultant for the Long Beach Ice Dogs (ECHL). The Colorado native served as the assistant speed-strength and conditioning coach for the Los Angeles Kings from 1999-2003 and held the same title from 1997-99 with the Ice Dogs (IHL). He also served as strength and conditioning coordinator at Loyola Marymount University in Los Angeles from 1998-99.

Before moving to California, Good served as the student assistant strength and conditioning coach at the University of Colorado for two years. He received his bachelor of arts degree in kinesiology from the University of Colorado at Boulder along with certifications in strength and conditioning, sports conditioning, Olympic weightlifting and kettlebell training.

Good and his wife, Amanda, reside in Franklin, Tenn.

MITCH KORN GOALTENDING COACH



Mitch Korn enters his 16th season as the goaltending coach for the Predators and in his 23rd season in the NHL. He works with all netminders in the Nashville system, including those playing in Milwaukee (AHL), Cincinnati (ECHL), amateur leagues and Europe.

The well-known goaltending coach has helped several Nashville goaltenders burst onto the NHL scene, the most recent being Pekka Rinne, who was a finalist for the Vezina Trophy and finished among the Top 10 in Hart Trophy voting in both 2011 and 2012. Over the past five seasons, the Kempele, Finland leads all NHL netminders in shutouts (30), is ranked fifth in save percentage (.919), sixth in wins (152) and tied for seventh in goals-against average (2.36).

Nashville's philosophy since its inception has been to build a solid foundation from the goaltender out, and Korn's success cultivating players at the position has made that structure work. Dating back to the 1998 Expansion Draft, the likes of two-time Czech Olympian, 2010 World Champion and NHL All-Star Tomas Vokoun, and NHL mainstays Chris Mason, Dan Ellis - who led the league in save percentage his first full season with the Predators - and Anders Lindback have all developed under Korn's watch. The veteran's two newest students acquitted themselves nicely in 2012-13, as Magnus Hellberg (drafted by Nashville 38th overall in 2011) ranked among the AHL's top four netminders in shutouts, goals-against average and save percentage in his first season in North America with the Milwaukee Admirals, while Marek Mazanec (drafted 179th by Nashville in 2012) led HC Plzen to its first Czech League title.

Before joining the Predators on July 23, 1998, Korn spent seven seasons in the Buffalo Sabres organization, where he enjoyed great success while working with two-time Hart Trophy-winner Dominik Hasek. While working with Korn, Hasek captured four Vezina Trophies and led the NHL in save percentage five times. Korn also saw Buffalo's goaltending tandem (Hasek and Hall-of-Famer Grant Fuhr) capture the NHL's Jennings Trophy (lowest team goals-against average) during the 1994-95 season. In addition to goaltenders, Korn has also developed goalie coaches, with several who have learned under him serving around North America, including five currently at the NHL level.

The New York City native has more than 35 years of coaching experience, beginning his coaching career at Kent State University in 1979 shortly after ending his playing career at the school. He worked at Miami University's Goggin Ice Center in Oxford, Ohio for 30 years until his retirement in 2010, coaching the school's goalies until joining the Sabres in 1991. Korn, who runs goaltending and defensemen schools around the country in the off-season, also has contributed regularly to several hockey publications including USA Hockey Magazine, Goalies' World and In-Goal Magazine.

MANAGEMENT & STAFF

TRAINING STAFF

ANDY HOSLER HEAD ATHLETIC TRAINER



Andy Hosler enters his seventh season as an athletic trainer for the Predators, and first as head athletic trainer, in 2013-14. Hosler has been a certified athletic trainer for the last 10 years, eight of which have been spent in professional hockey.

Prior to his move into the club's head position, Hosler served as Nashville's assistant athletic trainer for six seasons from 2007-13. Prior to joining the Predators, the Monroe, Mich., native spent two seasons as the head athletic trainer for the Utah Grizzlies of the ECHL. Hosler earned a Masters Degree in Kinesiology at Michigan State University, while serving

as a graduate assistant, working with the Spartan wrestling and football teams during the 2003-04 and 2004-05 seasons. Hosler earned his bachelor's degree from Western Michigan University, working across the athletic department spectrum from gymnastics to football.

Hosler is a certified member of the National Athletic Trainers Association and licensed Athletic Trainer through the state of Tennessee. He also holds a membership through the Professional Hockey Athletic Trainer's Society.

Hosler resides in Franklin, Tenn., with his wife, Elizabeth and new born son, Henry.

PETE ROGERS HEAD EQUIPMENT MANAGER



Pete Rogers enters his 16th season as head equipment manager of the Nashville Predators in 2013-14. He is responsible for the everyday equipment needs of all the players as well as coordinating transfer of equipment to and from road games. Rogers works with the NHL to ensure compliance with programs concerning equipment

tracking, jersey authentication and on-ice exposure. In February 2014, he will serve as Team USA's equipment manager for the 2014 Olympics in Sochi.

Rogers served as the equipment manager for Team USA at the 2013 IIHF World Championships, his seventh time representing his country at the Worlds (2005, 1998-2002), but first time earning a medal (bronze). He was also the U.S. National Team's equipment manager at the 2006 Winter Olympics, the 2004 World Cup of Hockey and the 2004 Deutschland Cup in Germany. Elected President of the

Society of Professional Hockey Equipment Managers (SPHEM) in June 2012 after previously serving as its Western Conference Representative, Rogers was the head equipment manager for the Eastern Conference All-Stars at the 2008 NHL All-Star Game in Dallas. The veteran of more than 1,800 professional games worked his 1,500th game as an equipment manager in professional hockey on January 10, 2009 and his 1,000th game with the Predators on November 12, 2011.

Prior to joining the Predators in July 1998, the SUNY Brockport graduate spent seven seasons as the equipment manager and director of team travel for the Rochester Americans of the American Hockey League. Rogers spent nine seasons as an assistant equipment manager in Rochester before a one-year stint as head trainer with the Hampton Roads Admirals of the ECHL in 1989-90.

Pete, his wife, Judy, and daughter, Alexandra, reside in Brentwood, Tenn.

EQUIPMENT/TRAINING STAFF



DJ Amadio
Assistant Athletic
Trainer/Massage Therapist



Jeff Biddle
Assistant Athletic
Trainer



Jeff Camelio
Assistant Equipment
Manager



Craig "Partner" Baugh
Locker Room Assistant



Brad Peterson
Equipment Assistant

MANAGEMENT & STAFF



PREDATORS/POWERS MANAGEMENT STAFF



Patrick Abell
Director,
Technical Operations



John Arnold
Supervisor,
Security



Jane Avinger
Controller,
Finance



Guyonna Bailey
Controller,
SportServices



Rich Barker
Operations
Manager



Melissa Beard
Retail Manager



Andee Boiman
Director, Amateur &
Youth Hockey



Ben Bosse
Director, Event
Services



Debbie Boyd
Office Assistant,
CSC



Wesley Brackeen
Security Officer



Jordan Bridges
Acct. Manager,
Corporate Partnerships



Emily Burley
Manager,
Fan Relations



Chris Burton
Director,
Premium Sales



Danny Butler
General Manager,
Preds Ice



Nathan Byars
Ops. Crewman



Taylor Cain
Ticket Operations
Coordinator



Brian Campbell
Director,
Event Presentation



Susan Charnley
Director,
Payroll



Vickie Chien
Assistant
Videographer/Editor



Paige Ciuffo
Acct. Service Manager,
Premium Seats



Kyle Clayton
Assistant Director,
Finance



Michael Connolly
Coordinator,
Database Research



Paul Cook
Hockey Operations
Assistant



Jeremy Coupal
Assistant Video
Coordinator



Von Cox
HVAC Technician



Tom Cummings
Supervisor,
Second Shift Security



Kim Dallaire
Sales Coordinator
Levy Restaurants



Michael Deere
Security Officer



Jana DeLuna
Fan Relations
Coordinator



Adam DeVault
Manager, Marketing
Entertainment

MANAGEMENT & STAFF

PREDATORS/POWERS MANAGEMENT STAFF



Lawrence Feloney
Video Coordinator



Kristen Finch
Community Relations
Coordinator



Jackie Fisher
Graphic Designer



Bob Flynn
Senior Director,
Corporate Partnerships



Hannah Foster
Marketing
Coordinator



Carl Fowler
Ticket
Representative



Jamie France
Operations
Assistant



Steven Fruik
Ice Technician



Tom Gallo
General Manager,
Sportservices



Tony Gann
Security Officer



Alex Garmezy
Sales Associate



Brad Gillispie
Director,
Ticket Sales



Antonio Giron
Sous Chef



Gerald Glover
Ops. Crewman



Billy Gross
Director,
Security



Justin Halvorson
Account Executive
Ticket Sales



Katie Hamilton
Marketing
Associate



Beth Harrell
Sales Coordinator,
Levy Restaurants



Chris Harrington
Special Events
Ticketing Coordinator



Kyli Hayle
Event Manager,
CSC



Courtni Hinton
Human Resources
Generalist



Mickey Hock
Seasonal Sales
Supervisor



Kathy Holeton
Box Office
Coordinator



Meghan Hunter
Fan Relations
Coordinator



Lindsey Inman
Fan Relations
Coordinator



Joe Jenkins
General Maintenance
Technician



Chris Jones
Director,
Operations



Tamra Jones
Security Officer



Mitch Jordan
Manager,
Video Production



Sam Keasler
Changeover
Crewman

MANAGEMENT & STAFF



PREDATORS/POWERS MANAGEMENT STAFF



Britt Kincheloe
Senior Director,
Service & Retention



Anna King
Box Office
Event Specialist



Rebecca King
Director,
Community Relations



Kendall Kobay
Associate Acct. Exec.
Ticket Sales



Bob Kohl
Senior Director,
Broadcasting



Jordan Kolosey
Director,
Business Strategy



David Kozak
Account Executive
Ticket Sales



Robin Lee
Group Sales
Executive



Chris LeMay
Associate Acct. Exec.
Ticket Sales



Alaina Leonard
Ticket Operations
Assistant



Elaine Lewis
Executive
Assistant



Sean Marshall
Associate General
Counsel



Jennifer Maxwell
Senior Account Manager,
Corporate Partnerships



Cody Mears
Security Officer



Jeremy Meriwether
Front of House
Associate



Casey Millar
Director,
Information Technology



Kelsey Morris
Marketing
Assistant



Marty Mulford
Director,
Ticket Sales



Matthew Murphy
HR Assistant/
Non Profit Coordinator



Will Myers
Account Executive,
Corporate Partnerships



Brett Newkirk
Videographer/
Editor



Laura Nicholls
Fan Relations
Coordinator



Crystal Parfitt
Premium Suites
Manager



Michael Paul
Manager,
Information Technology



Zach Preston
Sales Associate



Courtney Reilly
Premium Seats
Service Coordinator



AJ Rockwell
Group Sales
Executive



Jimi Russell
Interactive Media
Coordinator



John Russell
Team Photographer



Lindsay Rutledge
Sales Coordinator

MANAGEMENT & STAFF

PREDATORS/POWERS MANAGEMENT STAFF



Sarah Ryan
Manager,
Interactive Marketing



Dan Schaefer
Senior Account
Executive



Andrew Schaffer
Sr. Account Executive,
Ticket Sales



Brennan Scott
Graphic Designer



Daniel Shaklan
Director,
Marketing



Charlie Severn
Director, Corporate
Partnerships



Sara Shear
Manager,
Ticket Operations



Chris Smith
Game Presentation
Coordinator



Delmar Smith
Senior Director,
Corporate Partnerships



Ernie Spangler
Ops. Crewman



Ashley Spencer
Ticket
Representative



Chuck Stephens
Manager,
Creative Services




De'Onne Stewart
Box Office
Coordinator



Bob Stewart
General Maintenance
Mechanic



Rebecca Swan
Premium Seats
Coordinator



Brandy Tatum
Accounting
Coordinator



Paul Tarrant
Manager,
Business Development



Tim Whitaker
Security Officer



Tina Whitaker
General
Maintenance Mechanic



Whitney Whitaker
GuestPath
Coordinator, CSC



Jack Vaughn
Amateur & Youth
Manager, CSC



Pier Vaughn
Administrative
Assistant



Alyssa Visbeen
Receptionist



Bruce Wagner
Vice President of
Operations, CSC



Brandon Walker
Manager,
Hockey Operations



Liz Wardlow
Amateur & Youth
Hockey Coordinator



Sandy Weaver
Marketing
Coordinator



David White
Producer



Lonnie Wilkerson
Assistant Director,
Ticketing



Denise Williams
Manager, Box Office
Operations

MANAGEMENT & STAFF



PREDATORS/POWERS MANAGEMENT STAFF



Kevin Wilson
Manager, Hockey
Communications



Tim Wilson
Sr. Manager,
Premium Seats Sales



Thomas Winklebeck
Executive Chef



Josh Wolf
Sales Associate



Jordan Wright
Fan Relations
Coordinator

MANAGEMENT & STAFF

BROADCASTERS

PETE WEBER PLAY-BY-PLAY ANNOUNCER



"Voice of the Predators" Pete Weber (Twitter: @petewebersports) begins his 16th season in 2013-14 as the team's primary play-by-play announcer. He has never missed a Predators' broadcast assignment, calling 1,114 regular-season, along with each of the team's 56 playoff games.

His insights are called upon by local sportstalk radio and television, and his writing is regularly featured on the team's website. In January 2013, Weber won his second Tennessee SportsCaster of the Year award, as voted by the National Association of SportsCasters and Sportswriters.

Pete has served the last seven seasons as an "insider" on Sirius/XM's NHL Network Radio, and has served as co-host of Slapshot Radio since the fall of 2009.

In addition to his roles with the team, Weber has served as co-host of SportsNight from 2003 through 2005, filled in as host on ESPN Radio, called two Music City Bowl games and helped out on Nashville Sounds baseball broadcasts. He also produced and hosted two podcasts: "This Week in the Minor (baseball) Leagues" and the syndicated "Southern Pro Football."

Weber's hockey experience includes three seasons (1978-81) as analyst on the Los Angeles Kings radio and telecasts, two seasons (1995-97) of radio play-by-play for the Buffalo Sabres and coverage of the U.S. hockey team at the 1984 Winter Olympics in Sarajevo, Yugoslavia, along with duties as host for Buffalo's cable and radio coverage. At the college level, he called games for his alma mater (University of Notre Dame) from 1974 to 1976, and the University at Buffalo from 1976 through 1978.

Outside of hockey, Weber spent 15 seasons in Triple A baseball with Albuquerque, Rochester and Buffalo, where he was inducted into the Buffalo Baseball Hall of Fame in 1999. He served one season as TV play-by-play for the NBA's Seattle SuperSonics and was part of the broadcast team for each of the Buffalo Bills' four Super Bowl appearances.

A regional Emmy award winner (2003, 2008, and 2010), Pete is on the Board of Governors for the Mid-South's chapter for the National Academy of TV Arts and Sciences. In addition, he is on the advisory board for the Tennessee Radio Hall of Fame.

A native of Galesburg, Ill., Pete holds two degrees from the University of Notre Dame. He and his wife, Claudia, reside in Nashville.

TERRY CRISP COLOR ANALYST



Entering his 16th year with the Predators, Terry Crisp provides the color commentary on the club's television broadcasts and helps comprise one of the most well-known broadcast duos in the League. He contributes insight to the Predators' website and worked as a studio analyst for Canada's TSN during the 2000, 2002 and 2003 IIHF World

Championships. Crisp also hosts his own radio show, Extra Crispy, on the Predators flagship radio station 102.5 The Game.

A part of the Predators' Emmy-winning broadcasts in 2003, 2008 and 2010, Crisp served as a color analyst for FOX Sports during the 1998-99 season and during the 1998 and 1999 Stanley Cup Finals, and has served in a similar capacity for TSN in past years.

Crisp posted 201 points (67g-134a) in 536 games during his 11 seasons in the NHL as a player for the Boston Bruins, St. Louis Blues, New York Islanders and Philadelphia Flyers. He has won three Stanley Cup Championships, two as a player with the Flyers

(1974 and 1975) and one as a coach with Calgary (1989), and he is one of only 14 people to have won the Cup as both player and head coach. The Parry Sound, Ont., native has a unique perspective on expansion teams: he was a player with the inaugural editions of the St. Louis Blues in 1967 and the New York Islanders in 1972.

Crisp was the head coach of the Tampa Bay Lightning from the franchise's inception in 1992 through October 1997, coaching 391 games. He held the record for most games coached by an expansion franchise's first coach until Nashville Head Coach Barry Trotz broke the mark in 2003. In the 2004 NHL Stanley Cup Finals, the Lightning defeated the Flames - the team he coached to the Cup in 1989. Crisp also served as the assistant coach of the silver medal-winning Canadian team at the 1992 Winter Olympic Games in Albertville, France.

Terry and his wife, Sheila, reside in Nashville. The Crisp's have three children - sons Tony and Jeff, and daughter Caley.



STU GRIMSON RINKSIDE REPORTER/RADIO COLOR ANALYST



Stu Grimson (Twitter: @asgrimson) enters his sixth season as a color analyst on the Predators Radio Network. 2013-14 will be his second full-time season with the Predators broadcast team. Grimson currently serves as the President of the recently-formed Nashville Predators Alumni Association as well as President of the Nashville Jr. Predators.

Grimson, who played in 30 games with the Predators during the 2001-02 season, posted 17 goals, 22 assists and 2,113 penalty minutes in 729 career games with Calgary, Chicago, Anaheim, Detroit, Hartford, Carolina, Los Angeles and Nashville from 1987-2003. After retiring from the NHL following the 2002-03 season, Grimson

returned to school, finished his undergraduate degree and earned a law degree from the University of Memphis in December of 2005. The Kamloops, B.C., native then went to work as a labor lawyer for the NHLPA for two years before returning to Nashville to work as a defense attorney with Kay, Griffin, Enkema & Colbert, PLLC.

Stu resides in Brentwood with his wife, Pam, their three daughters, Erin, Hannah and Jayne and son, Kristjan.

TOM CALLAHAN RADIO PLAY-BY-PLAY ANNOUNCER



Tom Callahan (Twitter: @predsradio) enters his sixth season with the Nashville Predators broadcast team in 2013-14, providing radio play-by-play and co-hosting duties on the Fifth Third Bank Nashville Predators Radio Network for all Nashville Predators games.

In addition to broadcasting the games, Callahan manages the Fifth Third Bank Nashville Predators Radio Network, developing and implementing programs and tools to expand the regional fan base through Tennessee, Kentucky, Georgia and Alabama. He also contributes regularly to nashvillepredators.com, the team's publications and serves as a face in the community for the organization.

Callahan came to Nashville from the American Hockey League's Peoria Rivermen, where he served as director of communications in 2007-08. Prior to working in Peoria, the Lackawanna, N.Y., native spent four seasons with the Augusta Lynx of the ECHL, and three seasons with the Elmira Jackals of the then-United Hockey League, serving in similar positions. He also has experience in then-Western Professional Hockey League (now Central Hockey League) and in minor league baseball.

Callahan, a 1998 graduate of St. John Fisher College in Rochester, N.Y., resides in Nashville.

MARK HOWARD TV HOST



Mark Howard (Twitter: @MHowardZone) enters his fifth season as a member of the broadcast crew for all Predators' home games on FOX Sports Tennessee in 2012-13. Joining Pete Weber and Terry Crisp on the broadcast, Howard provides player and coach interviews during pre and postgame coverage as well as intermissions.

Howard hosts the award-winning Wakeup Zone on WGFX, 104.5 The Zone which airs weekdays from 6-10 a.m. He also does a radio pre- and postgame show for Titans Radio and has worked as a television host of TSSAA for the State High School football and basketball championships since 2004.

Prior to hosting The Wakeup Zone, Howard was a sports anchor at WTVF-TV (CBS) in Nashville and worked for 103.3 WKDF doing morning sports from 1997-2002. The West Hartford, Conn., native who also worked in television in Evansville, Ind., from 1983-86, has called action for Triple-A baseball in Wichita and Evansville, and college hockey at Cornell. He graduated from Ithaca College in upstate New York in 1980 with a degree in history and political science.

Mark has a 10-year-old son, Jack.

MANAGEMENT & STAFF

TV & RADIO



TENNESSEE SPORTSOUTH



**102.5 THE
GAME
NASHVILLE**

FOX SPORTS TENNESSEE

The Nashville Predators and FOX Sports Tennessee enter their 16th season as partners in 2013-14, seeing FOX Sports Tennessee and sister station SportSouth broadcast to more than four million cable and satellite households across Tennessee, Kentucky and northern portions of Mississippi and Alabama.

The FOX Sports Tennessee broadcast duo of play-by-play announcer Pete Weber and analyst Terry Crisp enter their 16th season calling Predators' action. Mark Howard enters his sixth season, this year serving as on-air host for all Predators home games in FOX Sports Tennessee. Stu Grimson joins the broadcast in a new capacity this season as rink-side reporter for all televised home games.

Predators LIVE returns following each game telecast on FOX Sports Tennessee, and features highlights, analysis and interviews. Predators players and personnel will also be featured in FOX Sports Tennessee original programs such as Predators Snapshot.

The regional sports networks serving the Southeast - FOX SportSouth, FOX Sports Carolinas and FOX Sports Tennessee - collectively reach more than 12.9 million cable and satellite television households in seven states across the Southeast and are the television home of the Atlanta Braves, Carolina Hurricanes, Charlotte Bobcats, Memphis Grizzlies and the Nashville Predators, as well as the Atlantic Coast Conference and the Southeastern Conference. SportSouth reaches more than 10 million homes in six Southeastern states and is the television home of the Atlanta Braves and Southern Conference. SportSouth also offers expanded coverage of the University of Georgia, University of South Carolina and University of Tennessee. Combined, the four networks produce more than 800 live local events each year.

To learn more, visit FOXSportsSouth.com, FOXSportsCarolinas.com and FOXSportsTennessee.com.

PREDATORS RADIO NETWORK

This season, the Predators and their ancillary programming continue to serve as the centerpiece of 102.5 The Game's all-sports format. Radio Play-by-Play announcer Tom Callahan returns for his sixth season behind the microphone. Former NHLer Stu Grimson joins as Color Analyst for road contests.

Owned by the Nashville-based Cromwell Group - which also owns 102.9 WBUZ The Buzz and WQZQ 102.1/830 AM The Light - The Game will carry select preseason, all regular-season and all post-season Predators games. This marks the fourth consecutive season that all Predators regular season and playoff contests will be aired on the same station. These games will include a 30-minute pre-game show as well as an hour-long post-game show.

The Cromwell Group, Inc. is a privately held company with its corporate office in Nashville, Tennessee. The company manages 22 radio stations (6 AM and 16 FM) in five markets (Decatur (4), Effingham (3), Mattoon (3), Vandalia (2), Owensboro/Tell City (7), Nashville (3), and in four states (Illinois, Indiana, Kentucky, Tennessee. WBUZ has been in operation since 1999 as Nashville's premiere rock station, 102.9 The Buzz.

Several regional affiliates complete the broadcast radio network of the Nashville Predators during the hockey season, as games are broadcast throughout the state of Tennessee, as well as parts of Kentucky and Alabama. In all, the Predators radio network covers more than 50,000 sq. miles. These affiliates are as follows:

WPTN	Cookeville, TN	106.1FM
WMSR	Manchester, TN	1320AM
WHOP	Hopkinsville, KY	1230AM/95.3FM
WCDS	Glasgow, KY	1230AM
WAKI	McMinnville, TN	1230AM
WBGN	Bowling Green, KY	1340AM
WMLR	Hohenwald, TN	1230AM
WCSV	Crossville, TN	1490AM
WKRO	Paducah, KY	1490AM
WNTC	Drakesboro, KY	103.9FM
WALV	Chatanooga, TN	105.1FM
WWIC	Scottsboro, AL	1050AM



ARENA INFORMATION & POWERS MANAGEMENT



Serving as the home for numerous national and international events, Bridgestone Arena has the distinction of being one of the busiest venues in the United States since the doors first opened in 1996, hosting more than 13 million guests during that time. The National Hockey League's Nashville Predators have been the primary tenants of Bridgestone Arena since 1998 and boast one of the most unique game atmospheres in the NHL. Seating capacity is approximately 20,000 for concerts, 19,395 for basketball and 17,113 for Nashville Predators games.

Formerly known as the Nashville Arena, the Gaylord Entertainment Center and the Sommet Center, the building became Bridgestone Arena in 2010 after Bridgestone Americas Inc., which is headquartered in Nashville, entered into multi-year naming-rights and marketing partnership with the Predators and Powers Management.

Initiated by former Nashville Mayor Phil Bredesen and approved by the Metro/Davidson County Council in 1993, Bridgestone Arena uniquely embraces Nashville's heritage as "Music City, U.S.A." Bridgestone Arena was designed as a tribute to Nashville's music roots, with the entrance positioned on the corner of Fifth Avenue and historic Broadway, facing the Ryman Auditorium - the original home of the Grand Ole Opry. The one million-square-foot facility has also spurred downtown growth in the last eight years, inspiring further development that includes the Country Music Hall of Fame, the Frist Museum of the Visual Arts, the Schermerhorn Symphony Center and the newly opened Music City Center. A number of downtown living options - including several new condominiums - continue to spring up in close proximity to Bridgestone Arena.

A report issued in 2012 estimated that Bridgestone Arena and the Nashville Predators generate an annual economic impact of approximately \$410 million. More than 2,350 jobs are supported annually by the Nashville Predators and Bridgestone Arena. Nearly two-thirds of attendees at all Bridgestone Arena events come from outside of Davidson County, creating a pure economic impact to Davidson County in dollars spent by out-of-county visitors.

Bridgestone Arena also hosts a variety of non-traditional functions for Davidson County, the city of Nashville and local residents. Bridgestone Arena tower is home to the Tennessee Sports Hall of Fame, an XM Radio studio and the Nashville Convention and Visitors Bureau, which hosts more than 500,000 tourists annually. Bridgestone Arena features The Patrón Platinum Club, a 260-seat fine-dining experience located on the building's suite level, which is open before and after games and concerts, and hosts a number of banquets and receptions.

The arena also houses more than 6,000 square feet of meeting room space and a 13,500-square-foot rehearsal hall that is

Powers Management

Bridgestone Arena • 501 Broadway
(615) 770-2000 • Fax (615) 770-2010

available for rent and used more than 200 days a year by national touring acts. Metro's Registry of Deeds and the Metro North Police precinct are also located inside the Bridgestone Arena.

The list of acts that have called Bridgestone Arena home is lengthy and includes the Country Music Association Awards; the Country Music Television Awards; Keith Urban's "We're All For the Hall" benefit concerts; NCAA, SEC and OVC Men's and Women's Basketball Tournaments; and entertainers such as Garth Brooks, Paul McCartney, Elton John, Billy Joel, the Rolling Stones, Tim McGraw, KISS, Metallica and Lady Gaga. Bridgestone Arena is set to host SEC Men's Basketball Tournaments in 2015, 2016 and 2019 and the NCAA Women's Final Four 2014.

AWARDS AND NOMINATIONS:

Pollstar Arena of the Year Nominations: 1997, 1998, 2000, 2007, 2008, 2009, 2010, 2011, 2012
International Entertainment Buyers Association's Venue of the Year: 2008 and 2010
Academy Of Country Music Venue of the Year: 2009 and 2011
Facilities Magazine Prime Site: 2008, 2009, 2010, 2011

PARKING FOR BRIDGESTONE ARENA EVENTS:

- **Music City Center Sixth Ave Garage:** An attached parking garage at the Music City Center includes 1800 parking spaces. Open for all Arena events.
- **Grand Avenue Garage at Bridgestone Arena (Sixth Ave and Demonbreun Street):** An attached parking garage at includes 250 parking spaces for suite holders, handicapped patrons and regular patron parking. Open for all Arena events.
- **First Baptist Lot (Sixth Ave and Demonbreun Street):** Surface parking lot open for all Arena events.
- **Pinnacle at Symphony Place Garage:** Located at Third Ave and Demonbreun, just two blocks from Bridgestone Arena, the Pinnacle at Symphony Place garage is open for all Bridgestone Arena events. Pinnacle Parking passes can be purchased on-line through Ticketmaster.
- **Lot R Parking:** For all Predators games at Bridgestone Arena, Lot R at LP Field will be open for free parking with optional round trip shuttle service for only \$3 per person (pending conflicts with LP Field events). Lot R is easily accessible from I-65/I-24 via Exit 84 (Shelby Avenue).
- Visit nashvillepredators.com/parking or parkindowntown.com for more information and parking options. To inquire about purchasing parking please call (615) 770-7800.

MANAGEMENT & STAFF

ARENA INFORMATION & POWERS MANAGEMENT

BRIDGESTONE ARENA QUICK FACTS

- In addition to serving as the home of the Nashville Predators, Bridgestone Arena has hosted a wide variety of sporting events including the U.S. National Figure Skating Championship (1997), the NCAA Men's Basketball Tournament (2000, 2003, 2005, 2012), the SEC Men's Basketball Tournament (2001, 2006, 2010, 2013), the SEC Women's Basketball Tournament (2002, 2004, 2008, 2011, 2012) and the 2003 NHL Entry Draft.

- The Nashville Convention and Visitors Bureau (CVB) operates a state-of-the-art Visitor Information Center in the glass tower of Bridgestone Arena. The staffed center, which welcomes more than half a million visitors a year, is open seven days a week, with extended hours in the summer and during Bridgestone Arena events. In addition to literature, maps, discount coupons and general information, the center features exhibits, children's programming ideas, an on-line information station and a great selection of Nashville merchandise. For more information, visit nashvillecvb.com.

- The Twice Daily Fan Zone is located on the 300 level main concourse and serves as gathering space and concession area. Fans are invited to catch the action from outside the bowl, right outside sections 313-322.

- The 225-seat DEX All-Inclusive Zone is located at the south end of Bridgestone Arena overlooking the ice. Additionally, a Food Network bar and grill on the building's west side features cafe-style tables and ample seating.

- The FOX Sports Tennessee Zone is a sports bar located just off the main concourse. It hosts LEXUS Predators Live! a post-game show featuring highlights and interviews. The FOX Sports Tennessee Zone features tabletop seating and flat-screen high-definition televisions.

- The Predators Pro Shop is located in the main lobby and is accessible from the entrance at Fifth and Broadway. For store hours and information, please call (615) 770-2437.

- From floor to ceiling, the highest point in the Bridgestone Arena reaches 130 feet (about the height of a 13-story building) with the roof covering eight acres.

- There are four levels of seating at the arena. Handicapped-accessible seating is available at every level and the building holds two escalators.

WEBSITE:	bridgestonearena.com
COST:	\$160 million
ARCHITECT:	HOK Sports, Kansas City, Missouri
OWNERSHIP:	Sports Authority, Metropolitan Government of Nashville and Davidson County
SQUARE FOOTAGE:	More than 1 million
LUXURY SUITES:	72 (42 lower, 30 upper)
ARENA CLUB:	The Patrón Platinum Club, located on the Lower Club Level (7,000 square feet, seating for 260)
BOX OFFICE:	Located in main entrance (corner of Fifth and Broadway)
PUBLIC RESTROOMS:	47 public restrooms
CONCESSION STANDS:	23 concession stands located on three levels, including 130 point-of-sale locations
PREDATORS PRO SHOPS:	There are two - one near the main entrance and one near the south entrance of Bridgestone Arena



MANAGEMENT & STAFF



COMMUNITY RELATIONS/ PREDATORS FOUNDATION



Established in 1998, the Nashville Predators Foundation strives to meet the educational, social, health and cultural needs of our community by offering unique resources and financial support to local youth-oriented organizations. Through several fundraisers held throughout the year, the Predators Foundation has awarded more than \$4 million to Nashville and Middle Tennessee-area charities and community service organizations since its creation.

NASHVILLE PREDATORS BRENT PETERSON CELEBRITY GOLF CLASSIC



The Nashville Predators Foundation and the Peterson Foundation for Parkinson's hosted their third annual golf tournament, the First Tennessee Nashville Predators Brent Peterson Celebrity Golf Classic presented by Franklin American Mortgage at Vanderbilt Legends Club on Friday, Sept. 6, 2013. The winner of the tournament was awarded the Dr. Mac Cup in honor of the late Dr. James McPherson, who served as the Predators' dentist from 1998-2004. Petey's Preds Party took place a couple days later on Sunday, Sept. 8 at Bridgestone Arena with a comedic performance by Kevin Nealon, dinner and an auction. The 2013 tournament raised more than \$100,000 for both Nashville Predators Foundation and the Peterson Foundation for Parkinson's. nashvillepredators.com/golf

GNASHVEGAS CASINO NIGHT & AUCTION



The Foundation turned Bridgestone Arena into a casino for the third year in a row in 2013 with players serving as guest dealers and local restaurants providing gourmet food. GhashVegas, presented by King Jewelers and Maserati Bentley Rolls-Royce of Nashville, features a massive silent auction, gaming tables, photo station and food from 12 different Middle Tennessee restaurants. This event has raised more than \$1 million since its inception in 1998. nashvillepredators.com/gala

NASHVILLE PREDATORS CRAFT BEER FESTIVAL



In the heat of the summer, the Nashville Predators opened the Bridgestone Arena doors for beer lovers everywhere to come in and sample beers from more than 40 different breweries. Attendees also received a ticket to an early-season Preds game.

The brewery that received the most votes from attendees will pour at four Preds home games in the November. nashvillepredators.com/beer

PREDS & PINS

Last season, the Nashville Predators Foundation hosted its inaugural Preds & Pins Bowling fundraiser at Hillwood Strike & Spare. This casual evening featured two hours of bowling, a buffet and photo opportunities with Preds players, coaching staff, and Ghash. All proceeds benefit the Nashville Predators Pediatric Cancer Research Fund at Monroe Carell Jr. Children's Hospital at Vanderbilt. nashvillepredators.com/bowling



WINE FESTIVAL & TASTING



The Predators Foundation held their inaugural Wine Festival & Tasting in 2006. The 2013 event, presented by King Jewelers and Maserati Bentley Rolls-Royce of Nashville, consisted of a wine tasting on the floor of Bridgestone Arena and featured samples from more than 275 wines, beers and liquors. Local restaurants provided heavy hors d'oeuvres. The evening included Predators personnel, an extensive silent auction and photo opportunities with Predators mascot GNASH. This event raised more than \$60,000 this year.

The 2013 event also featured a VIP Dinner & Tasting hosted by Treasury Wine Estates, in the Patron Platinum Club that included a five-course wine dinner featuring wines from Chateau St. Jean. nashvillepredators.com/wine

MANAGEMENT & STAFF

COMMUNITY RELATIONS/ PREDATORS FOUNDATION

KABOOM!



In August 2013, the Nashville Predators teamed up with newly opened Purpose Prep Charter and KaBOOM! - a national nonprofit dedicated to saving play - to build a new playground for 100 kindergarteners. More than 200 volunteers from the Predators, Jackson National Life Insurance and MAPCO/Delek, and residents of the local community joined forces to build the play space in just one day. The playground's design was based on drawings created by the children of Purpose Prep. This is the second KaBOOM! playground funded by the Nashville Predators Foundation.

HOCKEY FIGHTS CANCER



Every October and March the Nashville Predators host a Hockey Fights Cancer Night (a league-wide initiative) at two home games. These We Care for Kids nights, benefitting Monroe Carell Jr. Children's Hospital at Vanderbilt, include donations collected at all main entrances, and a silent auction which includes specialty jerseys worn by the players. Patients from Children's Hospital are invited to attend the game, ride on the Zamboni, take part in a postgame meet-and-greet with players and participate in the Zebra's Care, a charitable organization run by the NHL Official's Association. The money raised this past season will go to the Nashville Predators Foundation Pediatric Cancer Research Fund at Monroe Carell Jr. Children's Hospital at Vanderbilt, which was endowed in 2010.

DEX SCORE & WIN



Last season the Nashville Predators Foundation and DEX Imaging and Mailing teamed up to raise more than \$14,500 through the DEX Score and Win Program. Every time a Predator scored a goal or recorded a goaltending win in 2012-13, DEX made a donation to the Predators Foundation that was distributed to 10 Middle Tennessee charities. For every goal scored by a forward or a win by a goaltender, DEX contributed \$100. The contribution was \$150 for goals scored by a defenseman and there was a \$200 bonus for hat tricks and shutouts.

The 2012-13 campaign marked the eighth season of the DEX Score and Win Program. The program was launched midway through the 2005-06 season and brought in \$14,500 that year. The program has now combined for more than \$200,000 over the past eight seasons.

GAME NIGHT & SILENT AUCTION

The Predators Foundation hosts a silent auction table at each Predators home game behind section 105/106 on the main concourse. Also at the auction table, at various games throughout the season, the Predators Foundation sells autographed pucks as part of a fundraiser called Mystery Pucks. For a \$25 donation to the Foundation, fans will have the opportunity to select a wrapped, themed puck autographed by a Predators player. Select hockey pucks will be specialized and will receive an extra prize. Additionally, Predators Foundation online auctions are hosted throughout the season on nhl.com.

2013-14 MYSTERY PUCK SCHEDULE

DATE	OPPONENT	THEME
OCT. 8	Minnesota	Opening Night
OCT. 26	St. Louis	Hockey Fights Cancer
NOV. 28	Edmonton	Thanksgiving
DEC. 30	Detroit	Happy New Year
FEB. 8	Anaheim	Smashville to Sochi
MAR. 8	Columbus	Hockey Fights Cancer
APR. 12	Chicago	Season Finale

BIRTHDAY & SPECIAL MEGATRON MESSAGES

For a donation to the Predators Foundation, fans have an opportunity to put birthday, anniversary and engagement announcements on the Megatron during Predators home games. In-game scoreboard message rates are \$50. To schedule, please visit nashvillepredators.com/scoreboard or contact Community Relations at (615) 770-2331.

IN-GAME ZAMBONI RIDES/ PRE-GAME VISIT TO THE PENALTY BOX

For a \$100 donation to the Nashville Predators Foundation, Predators fans can ride the Zamboni or have the opportunity to sit in the visiting team's penalty box during the Nashville Predators' pregame skate. To schedule, please visit nashvillepredators.com/zamboniride or nashvillepredators.com/penaltybox, or contact Community Relations at (615) 770-2331.

DONATION REQUESTS

The Nashville Predators are committed to positively influencing the community far beyond the game. The team's community relations department assists non-profit charities and other businesses to raise money for their own causes. To request a non-monetary donation for your event, please visit nashvillepredators.com/donations.

JACK DILLER EDUCATION AWARD

Each season the Predators Foundation awards four high school seniors the Jack Diller Education Award in the amount of \$2,500 each. Applicants must reside within Middle Tennessee and excel in academics, athletics and volunteerism. The four winning students are recognized during a Predators home game. For more information, please contact the Nashville Predators Foundation at (615) 770-2331 or visit the Nashville Predators website at nashvillepredators.com/dilleraward.

MANAGEMENT & STAFF



COMMUNITY RELATIONS/ PREDATORS FOUNDATION

NASHVILLE PREDATORS FOUNDATION GRANT RECIPIENTS



In 2012-13, the Nashville Predators Foundation distributed more than 100 grants totaling more than \$400,000 to Nashville and Middle Tennessee-based community service and charitable organizations - largest one time allocation in team history. Each year, the Predators Foundation Board selects four Feature Charities. These organizations receive exclusive opportunities throughout the season including in-arena drives, Predators participation in events, tickets to home games, recognition in team publications as well as other unique opportunities. The 2013-14 season's Feature Charities are Bridges, Graceworks, Habitat for Humanity of Williamson County and Nurses for Newborns.

GRANT APPLICATIONS

The Predators Foundation places priority on giving back to the local communities where its players, employees and fans live and work. Foundation grants range from \$500 to a maximum of \$10,000. Organizations must have a 501(c)3 status to apply. To request application information please email Rebecca King at rking@nashvillepredators.com.

COMMUNITY RELATIONS

The Predators are committed to the underlying team mission to "work hard, play hard and provide outrageous customer and community service." Every member of the Predators organization can be found giving back to the community throughout the season - from ownership and players to management and staff - through our Hearts of Gold initiative. As a staff our goal is to reach 6,000 volunteer hours each season.

This commitment to the community is seen through various initiatives. A few of the Predators' 2013-14 initiatives include Second Harvest Food Bank collections, the Marine Corps Toys for Tots Drive, monthly hospital visits, a Thanksgiving turkey deliveries, a holiday party for kids and Hockey Fights Cancer awareness month.



PIPER (Predators Incentive Program for Education and Rewards)

JACKSON

Program presented by Jackson National Life Insurance

The PIPER program is designed to bring together Jackson National Life Insurance, our regional school systems, their students and the Nashville Predators. As part of this program, Predators tickets to 12 home games will be donated to local schools by Jackson National Life Insurance and distributed to students and teachers on a targeted basis for achieving academic and related goals. A PIPER program participant will be invited to ride the Zamboni at each of the 12 games.

OTHER INITIATIVES

Throughout the year, the players' wives organize charitable drives to benefit the families of Nashville and Middle Tennessee. Fans are encouraged to bring donations during these games.

DATES	OPPONENT	CHARITY BENEFITING
SEPT. 24	Tampa	American Red Cross Blood Drive
OCT. 26	St. Louis	Hockey Fights Cancer Change Collection
NOV. 25	Phoenix	Second Harvest Food Bank Food Drive
DEC. 3	Vancouver	Toys for Tots Toy Drive
DEC. 5	Carolina	Toys for Tots Toy Drive
DEC. 23	Boston	American Red Cross Blood Drive
MAR. 8	Columbus	Hockey Fights Cancer Change Collection

FRIDAY FUNDAY

Throughout the season, wives and girlfriends of Predators players, alongside mascot Gnash participate in the Friday FunDay program by visiting local elementary schools on Fridays throughout the season to read books to the students and talk about the importance of education. Schools receive a donation of books from the Nashville Predators.

PLAYERS' CHARITABLE INVOLVEMENT

Nashville Predators players, management, staff and GNASH gave more than 6,000 hours of community service during the 2012-13 season. Over the years, players have donated thousands of game tickets and have visited hundreds of non-profit organizations throughout the Middle Tennessee community. Several organizations have benefited from the Predators' charitable ticket initiatives including:

Alive Hospice, American Heart Association, CASA, Inc., Centerstone of Tennessee, Inc., Friends of Tennessee School for the Blind, Girls on the Run, Global Education Center, Nashville Public Library Foundation and T.J. Martell Foundation.

TROTZ AND POILE'S CONTRIBUTIONS

Head Coach Barry Trotz and his wife, Kim, have provided a \$500 donation to My Friend's House for every Predators home win since the start of the 1998-99 season. Together, they have donated more than \$250,000.

Predators General Manager David Poile and his wife, Elizabeth, donate to Operation Homefront (which provides emergency assistance and morale to our U.S. Troops), USA Hockey and the Peterson for Parkinson's Foundation for every Predators victory.

MANAGEMENT & STAFF

YOUTH HOCKEY/ FAN DEVELOPMENT

The Nashville Predators continue their efforts to enhance the awareness and opportunity of youth hockey in Middle Tennessee. The Predators have created partnerships with local youth hockey associations and assist with fundraising, hockey education and additional ice time to promote the growth of the sport at the grassroots level.

The Nashville Predators also assist area youth hockey organizations by providing coaches' clinics, players' clinics, ice time at Bridgestone Arena and funding for uniforms. Area youth players are also frequently featured during intermissions at Predators' home games.

STREET PRIDE

The NHL's league-wide street youth hockey program, NHL Street, serves local community centers and schools by providing this free athletic and educational program.



presented locally by UnitedHealthcare

The NHL and the Nashville Predators provide street hockey sticks, pucks, nets and protective goalie equipment, including start-up hockey instruction for coaching and administration. The Predators also provide informative manuals for staff and participants, as well as follow-ups with program centers and player/coach clinics.

There are currently 40 youth facilities that participate in the Street Pride program including Boys & Girls Clubs throughout Middle Tennessee, Metro Parks and Recreation and the YMCA of Middle Tennessee. This free grassroots hockey development program emphasizes that

all a kid needs to play hockey are sneakers, breaking down any socio-economic barriers associated with the sport.



GET OUT AND LEARN!



PRESENTED BY Erie Insurance®
A member of the GIGAMAX®

The Get Out And Learn! (G.O.A.L.I.) program introduces the game of hockey to young, aspiring Nashville Predators, without the financial commitment typically associated with the sport. This free, introductory program, designed for ages 5 to 8 with no prior experience, is offered in weekly sessions throughout the year at local rinks. The Predators provide all necessary equipment, ice time and instruction, making the program ideal for any family. The Preds are dedicated to supporting

the development of youth hockey at all levels and recognize the need

for local skating facilities to be accessible for beginners to help grow the sport, beginning at younger ages. Since its inception in 2006, more than 2,500 kids have graduated from G.O.A.L.I.



NASHVILLE PREDATORS KIDS CLUB Presented by Delta Dental

Get your kids in training for the 2013-14 hockey season by signing them up for the Nashville Predators Kids Club, presented by Delta Dental. The Preds Kids Club is filled to the brim with exciting features, events, member benefits, and so much more! Choose from two fun-filled membership options open to young Preds fans. Signing up is easy! Visit the Kids Club table outside section 112 during home games or at nashvillepredators.com/kidsclub.



TAKING HOCKEY TO THE STREETS

"Taking Hockey to the Streets" is a grassroots marketing initiative in which members of the Predators organization make unannounced visits to neighborhoods where kids routinely gather to play street hockey. The visit includes a street hockey game, giveaways for the young players and routine appearances by players, coaches and Preds mascot GNASH.

HOCKEY RULES presented by UnitedHealthcare

Hockey Rules is a free, traveling, interactive hockey experience that aims to educate elementary and middle school students on basic hockey skills and the Nashville Predators. During the school year, Hockey Rules visits more than 35 schools, reaching more than 5,000 students. The Predators provide all necessary equipment and instruction at no cost. The program continues into the summer as the Hockey Rules Summerfest Tour travels to youth camps, educating young fans on the sport of hockey.



BLUE CROSS BLUESHIELD BLUELINER OF THE GAME

An opportunity to experience the excitement from ice level offered as a ticket package during Predators home games. Youth hockey players get the opportunity of a lifetime as their name is called during the starting lineup, they skate to the blue line, then stand alongside their favorite Predators player during the National Anthem.

MANAGEMENT & STAFF



YOUTH HOCKEY/ FAN DEVELOPMENT

PREDATORS HOCKEY SCHOOL



The Predators host a hockey school each July at A-Game in Franklin, which is open to boys and girls ages 8-14. Youth attending the hockey school are challenged daily with more than two hours of ice time, intensive dry-land conditioning, video analysis and "chalk talk" sessions. Hockey School emphasizes the basic fundamentals of hockey - stickhandling, power skating, shooting and passing.

Other features of the camp include daily lectures on nutrition, injury prevention, equipment maintenance and perspectives from the Predators scouting and coaching staffs.

The Predators also host the "Little Preds" Hockey School, an evening summertime camp at both A-Game in Franklin and Centennial Sportsplex in Nashville. The school is offered to children ages 5-8.



COACHES CORNER

In an ongoing effort to foster and improve youth hockey opportunities in Middle Tennessee, the Nashville Predators offer support to youth hockey coaches at all levels. Annually, the Preds host a free Coaching Symposium featuring Nashville Predators coaching staff. Through their partnership with USA Hockey, the Predators are able to present tools that any coach can use to improve his or her knowledge, and in turn, the team's on-ice performance.



PREDATORS CUP

The Predators Cup is the annual Tennessee State High School Hockey Championship tournament. Established during the 1999-00 season, it serves as a platform to highlight the top high school hockey teams in the state and is hosted by the Nashville Predators each spring at Bridgestone Arena. Since the inaugural tournament, 11 teams from Middle Tennessee, three teams from Memphis and one team from Knoxville have won the Predators Cup.



JERSEY SPONSORSHIP

As an ongoing partnership, the Nashville Predators partner with local ice hockey leagues as their official jersey provider. More than 700 youth hockey players on 48 teams at Centennial Sportsplex in Nashville and A-Game in Franklin wear the Predators logo. When the sponsorship started during the 2008-09 season, it marked the first time in club history that the Predator logo was worn by area hockey associations, strengthening the relationship between the youth hockey community and the NHL club.

SKATE AT BRIDGESTONE ARENA

Since the Predators inaugural season in 1998-99, thousands of youth hockey players have had the opportunity to skate on the same surface as NHL players. As a ticket fundraiser program, "Mites on Ice" is offered to hockey teams ages 9-and-under for the chance to skate in front of 17,000-plus fans during intermissions at select Predator home games. Adult and youth hockey teams can also skate on the same ice as the pros through the "Rink of Dreams" program. Teams have the opportunity play an exhibition game at Bridgestone Arena before or after a Nashville home game to raise money for their team. In 2008, the team announced a joint venture with the Greater Nashville Area Scholastic Hockey League (GNASH) that will see area high school teams play at Bridgestone Arena as the featured High School Game of the Week.



NASHVILLE JR. PREDATORS



For the 2013-14 season, the Nashville Predators Youth hockey affiliate Nashville Jr. Predators enter their fifth season offering Tier I/II youth travel hockey to families in the Greater Nashville area. This season, the Jr. Predators program will field 17 teams (4 AAA

Tier 1, 7 AA, 6 A) from the following age divisions: Squirt (ages 8-10), Pee wee (ages 10-12), Bantam (ages 12-14), and Midget (ages 14-18). Visit nashvillejrpredators.com for more information.



For more information on these programs, please visit nashvillepredators.com/youthhockey, contact the Predators Youth Marketing and Fan Development Department at (615) 770-2372 or follow them on Twitter @PredsYouthHcky.

MANAGEMENT & STAFF

MILWAUKEE ADMIRALS

MILWAUKEE ADMIRALS 2012-13 DIRECTORY

1001 North Fourth Street • Milwaukee, WI 53203

phone (414) 227-0550 • fax (414) 227-0568

milwaukeeadmirals.com

Governor/CEO: Harris Turer

President: Jon Greenberg

VP of Business Development: Mike Wojciechowski

VP of Communications: Charlie Larson

Senior Director of Marketing: Tim Van Wagoner

Director of Ticket Sales: John Bitter

Head Coach: Dean Evason

Assistant Coach: Stan Drulia

Goaltending Coach: Ben Vanderklok

Athletic Trainer: Doug Agnew

Equipment Manager: Dave Randolph

Strength & Conditioning Coach: Jason Nordby



TEAM INFORMATION

Team Colors: White, Gray, and Ice Blue

Home Arena: Bradley Center

Capacity: 17,845

Radio Flagship: Sports Radio 1250 WSSP

Yearly AHL/IHL Affiliations

YEAR	TEAM	LEAGUE	COACH	GP	W	L	*OTL	**SOL	PTS	GF	GA
1998-99	Milwaukee Admirals	IHL	Al Sims	82	38	28	0	16	92	254	265
1999-00	Milwaukee Admirals	IHL	Al Sims	82	37	36	0	9	83	222	246
2000-01	Milwaukee Admirals	IHL	Dave Allison	82	42	33	0	7	91	244	217
2001-02	Milwaukee Admirals	AHL	Dave Allison	80	30	35	10	5	75	198	207
2002-03	Milwaukee Admirals	AHL	Peter Horachek	80	32	27	14	7	85	247	251
2003-04	Milwaukee Admirals	AHL	Claude Noel	80	46	24	7	3	102	269	191
2004-05	Milwaukee Admirals	AHL	Claude Noel	80	47	24	4	5	103	247	207
2005-06	Milwaukee Admirals	AHL	Claude Noel	80	49	21	6	4	108	268	234
2006-07	Milwaukee Admirals	AHL	Claude Noel	80	41	25	4	10	96	227	230
2007-08	Milwaukee Admirals	AHL	Lane Lambert	80	44	29	4	3	95	231	212
2008-09	Milwaukee Admirals	AHL	Lane Lambert	80	49	22	3	6	107	229	195
2009-10	Milwaukee Admirals	AHL	Lane Lambert	80	41	30	2	7	91	237	220
2010-11	Milwaukee Admirals	AHL	Lane Lambert	80	44	22	6	8	102	226	194
2011-12	Milwaukee Admirals	AHL	K. Muller/I. Herbers	76	40	29	2	5	87	210	190
2012-13	Milwaukee Admirals	AHL	Dean Evason	76	41	28	4	3	89	197	200

* Column refers to "overtime losses" from 2004-08 and "ties" from 1998-2004.

** Column refers to "shootout losses" from 2004-08 and 1998-99. Column referred to "overtime losses" from 2001-04.

In 1999-2000 and 2000-01, column refers to "shootout points".

YEAR	TEAM	COACH	STANDING	PLAYOFF HISTORY
1998-99	Milwaukee Admirals	Al Sims	4th - Midwest Division	Lost to Manitoba in 1st Rd, 2-0
1999-00	Milwaukee Admirals	Al Sims	5th - East Division	Lost to Cleveland in 1st Rd, 2-1
2000-01	Milwaukee Admirals	Dave Allison	5th - East Division	Lost to Chicago in 1st Rd, 4-1
2001-02	Milwaukee Admirals	Dave Allison	5th - West Division	Did not qualify
2002-03	Milwaukee Admirals	Peter Horachek	4th - West Division	Defeated Rochester in Qualifying Rd, 2-1 Lost to Houston in 1st Rd, 3-0
2003-04	Milwaukee Admirals	Claude Noel	1st - West Division	Defeated Cincinnati in 1st Rd, 4-3; Defeated Chicago in 2nd Rd, 4-2; Defeated Rochester in 3rd Rd, 4-1; Defeated Wilkes-Barre/Scranton in 4th Rd, 4-0, to win the Calder Cup
2004-05	Milwaukee Admirals	Claude Noel	2nd - West Division	Lost to Cincinnati in 1st Rd, 4-3
2005-06	Milwaukee Admirals	Claude Noel	1st - West Division	Defeated Iowa in 1st Rd, 4-3; Defeated Houston in 2nd Rd, 4-0; Defeated Grand Rapids in 3rd Rd, 4-0; Lost to Hershey in finals, 4-2
2006-07	Milwaukee Admirals	Claude Noel	3rd - West Division	Lost to Chicago in 1st Rd, 4-0
2007-08	Milwaukee Admirals	Lane Lambert	4th - West Division	Lost to Chicago in 1st Rd, 4-2
2008-09	Milwaukee Admirals	Lane Lambert	1st - West Division	Defeated Rockford in 1st Rd, 4-0; Lost to Houston in 2nd Rd, 4-3
2009-10	Milwaukee Admirals	Lane Lambert	4th - West Division	Lost to Chicago in 1st Rd, 4-3
2010-11	Milwaukee Admirals	Lane Lambert	1st - West Division	Defeated Texas in 1st Rd, 4-2; Lost to Houston in 2nd Rd, 4-3
2011-12	Milwaukee Admirals	K. Muller/I. Herbers	2nd - Midwest Division	Lost to Abbotsford in 1st Rd, 3-0
2012-13	Milwaukee Admirals	Dean Evason	2nd - Midwest Division	Lost to Texas in 1st Rd, 3-1



DEAN EVASON HEAD COACH



Dean Evason enters his second season as the Milwaukee Admirals' head coach after leading the team to a 41-28-4-3 record (89 points) in 2012-13, good for second in the Midwest Division and the Ad's AHL-best 11th consecutive playoff berth. Evason led Milwaukee to a 15-4-1 in its final 20 games of the regular

season to claim the Western Conference's eighth and final playoff spot by one point despite having nine of the team's top 12 scorers recalled to Nashville or traded during that span.

Evason was named the 20th coach in Milwaukee Admirals history on June 19, 2012 after spending seven seasons as an assistant coach with the Washington Capitals, helping them claim four straight Southeast Division titles, reach the Stanley Cup Playoffs five straight years (2008-12) and win the 2010 President's Trophy. In his time as an assistant in Washington from 2005-12, the Capitals compiled a 294-206-74 record (.577). Evason's responsibilities included face-offs - helping the Caps finish among the NHL's Top 10 five times - the penalty kill - which finished as high as second in the League under his watch (2010-11) - while also being in charge of the team's forwards.

Prior to joining the Capitals, Evason spent six seasons as a head coach in the Western Hockey League. He began his coaching

career with the Kamloops Blazers - where his roster included Predators 2002 first-round pick Scottie Upshall - compiling a 109-83-17 record in three seasons from 1999-2002. Evason moved on to guide the Vancouver Giants to back-to-back playoff appearances in 2002-03 and 2003-04, before co-coaching the Calgary Hitmen to a 34-23-9-6 record in 2004-05 on a team that included NHL stars Andrew Ladd and Ryan Getzlaf.

Washington's third selection, 89th overall (third round), in the 1982 Entry Draft, Evason amassed 372 points (139g-233a) and 1,002 penalty minutes in 803 NHL games with the Capitals, Hartford Whalers, San Jose Sharks, Dallas Stars and Calgary Flames from 1983-96. This included a pair of season playing under then-Washington General Manager David Poile (1983-85) and three seasons as a teammate of Predators Assistant General Manager Paul Fenton in both the Hartford (1984-86) and San Jose (1991-92) organizations. He served as a player/coach for Team Canada during the 1996-97 season, captaining the team to a gold medal at the 1997 World Championship. He wound down his career as a player/coach with Landshut of the German League in 1997-98 and 1998-99.

A native of Flin Flon, Man., Evason is an honored member of the Manitoba Hockey Hall of Fame. He has three children - Bryce, Brianne and Brooke.

STAN DRULIA ASSISTANT COACH



Stan Drulia enters his second full season as an assistant coach for the Milwaukee Admirals in 2013-14 after helping them reach the postseason in each of the past two seasons. Named to the position on December 5, 2011, Drulia quickly transitioned into his role running the defensive corps, heading up the penalty kill, pre-scouting the opposition and focusing on face-offs as Milwaukee finished second in the Midwest Division and clinched their AHL-best 10th and 11th consecutive Calder Cup Playoff berths in 2011-12 and 2012-13. Despite having to use 12 blueliners, and seeing nine of the team's top 12 scorers recalled or traded away during the 2012-13 campaign, Drulia's work was crucial in the Admirals going 15-4-1 in their final 20 games to reach the playoffs.

Prior to joining Milwaukee, Drulia served as head coach for the ECHL's Wheeling Nailers, compiling a 49-35-5 record. During his last full season with the Nailers in 2010-11, the Fort Erie, Ont., native led the club to a 38-29-5 record and a spot in the Eastern Conference Finals. Eighteen players from the squad saw promotions to the American Hockey League during the course of the season.

Drulia spent four seasons in Port Huron from 2006-10, one with the United Hockey League's Flags, and three with the International Hockey League's Icehaws. In his three seasons at the IHL level, Drulia amassed a 132-75-21 record. In 2007-08, he guided the Icehaws to a 41-29-6 record, then to the Turner Cup Finals where they fell in a Game Seven overtime. In 2008-09, Drulia led Port Huron to a 44-21-11 mark and was named IHL Coach of the Year.

Prior to one season as an assistant with the Toledo Storm (ECHL) in 2005-06, Drulia served as head coach of the ECHL's Augusta Lynx (2003-05), and in his only year as the head coach of the Orlando Seals of the Atlantic Coast Hockey League in 2002-03, he guided the club to the league title, earning ACHL Coach of the Year honors.

Pittsburgh's 11th selection, 214th overall (11th round), in the 1986 Entry Draft, Drulia played 13 professional seasons from 1989-2001, including 126 NHL games with the Tampa Bay Lightning (15g-27a-42pts). He won two Turner Cups as IHL champions in 1994 with the Atlanta Knights and in 1997 with the Detroit Vipers, and was the recipient of the N.R. "Bud" Poile award - named after Predators GM David Poile's father - as IHL Playoff MVP on two occasions (1994 and 1999). Drulia posted three 100-plus point seasons - he won the scoring title and was ECHL MVP with the Knoxville Cherokees in 1990-91 (63g-77a-140pts), ranked second in goals and third in points with both the AHL's New Haven Nighthawks in 1991-92 (49g-53a-102pts), and the Knights in 1993-94 (54g-60a-114pts). In total, he accumulated 823 points (366g-457a) in 671 minor league games.

Before turning pro, Drulia amassed 479 points (198g-281a) in 296 Ontario Hockey League games with Belleville, Hamilton and Niagara Falls from 1984-89 - a league point record that still stands today.

Stan and his wife Shar have a daughter, Shawn, and a son, Trevor.

MILWAUKEE ADMIRALS 2013-14 SCHEDULE

DAY	DATE	OPPONENT	TIME
Friday	October 11	@ Abbotsford	9:00 PM
Saturday	October 12	@ Abbotsford	9:00 PM
Friday	October 18	@ Grand Rapids	6:00 PM
Saturday	October 19	CHICAGO	7:00 PM
Saturday	October 26	TEXAS	7:00 PM
Wednesday	October 30	TEXAS	7:00 PM
Friday	November 1	ROCKFORD	7:00 PM
Sunday	November 3	@ Iowa	4:05 PM
Friday	November 8	@ Texas	7:30 PM
Saturday	November 9	@ Texas	7:00 PM
Sunday	November 10	@ San Antonio	4:00 PM
Wednesday	November 13	GRAND RAPIDS	7:00 PM
Friday	November 15	CHICAGO	7:00 PM
Saturday	November 16	@ Iowa	7:05 PM
Tuesday	November 19	ABBOTSFORD	7:00 PM
Wednesday	November 20	@ Grand Rapids	6:00 PM
Friday	November 22	CHICAGO	7:00 PM
Wednesday	November 27	@ Rockford	7:00 PM
Saturday	November 30	@ Charlotte	6:00 PM
Sunday	December 1	@ Charlotte	12:30 PM
Friday	December 6	OKLAHOMA CITY	7:00 PM
Thursday	December 12	OKLAHOMA CITY	7:00 PM
Friday	December 13	@ Grand Rapids	6:00 PM
Saturday	December 14	@ Grand Rapids	6:00 PM
Friday	December 20	SAN ANTONIO	7:00 PM
Saturday	December 21	@ Rockford	7:00 PM
Sunday	December 22	@ Chicago	4:00 PM
Thursday	December 26	GRAND RAPIDS	7:00 PM
Friday	December 27	CHARLOTTE	7:00 PM
Sunday	December 29	@ Iowa	4:05 PM
Friday	January 3	@ Lake Erie	6:30 PM
Saturday	January 4	@ Lake Erie	6:00 PM
Saturday	January 11	CHICAGO	7:00 PM
Sunday	January 12	LAKE ERIE	5:00 PM
Thursday	January 16	@ San Antonio	7:00 PM
Saturday	January 18	@ Oklahoma City	7:00 PM
Sunday	January 19	@ Oklahoma City	4:00 PM
Tuesday	January 21	TORONTO	7:00 PM

DAY	DATE	OPPONENT	TIME
Friday	January 24	ROCKFORD	7:00 PM
Saturday	January 25	@ Rockford	7:00 PM
Sunday	January 26	ROCKFORD	5:00 PM
Friday	January 31	@ Iowa	7:05 PM
Saturday	February 1	GRAND RAPIDS	7:00 PM
Wednesday	February 5	HAMILTON	7:00 PM
Friday	February 7	UTICA	7:00 PM
Tuesday	February 9	CHICAGO	5:00 PM
Friday	February 14	IOWA	7:00 PM
Saturday	February 15	@ Chicago	7:00 PM
Sunday	February 16	@ Chicago	3:00 PM
Friday	February 21	ABBOTSFORD	7:00 PM
Saturday	February 22	@ Rockford	7:00 PM
Sunday	February 23	@ Grand Rapids	4:00 PM
Wednesday	February 26	GRAND RAPIDS	7:00 PM
Friday	February 28	IOWA	7:00 PM
Sunday	March 2	ROCHESTER	3:00 PM
Friday	March 7	ROCKFORD	7:00 PM
Saturday	March 8	@ Rockford	7:00 PM
Sunday	March 9	IOWA	5:00 PM
Wednesday	March 12	IOWA	7:00 PM
Friday	March 14	ROCKFORD	7:00 PM
Saturday	March 15	SAN ANTONIO	7:00 PM
Friday	March 21	@ Hamilton	6:30 PM
Saturday	March 22	@ Toronto	2:00 PM
Sunday	March 23	@ Utica	4:00 PM
Wednesday	March 26	@ Rochester	6:05 PM
Friday	March 28	LAKE ERIE	7:00 PM
Sunday	March 30	GRAND RAPIDS	5:00 PM
Tuesday	April 1	@ Chicago	7:00 PM
Friday	April 4	IOWA	7:00 PM
Saturday	April 5	@ Chicago	7:00 PM
Tuesday	April 8	ROCKFORD	7:00 PM
Friday	April 11	@ Rockford	7:00 PM
Saturday	April 12	CHICAGO	7:00 PM
Sunday	April 13	@ Iowa	5:05 PM
Friday	April 18	CHARLOTTE	7:00 PM
Saturday	April 19	@ Chicago	7:00 PM

MANAGEMENT & STAFF

ECHL'S CINCINNATI CYCLONES



DATE	GAME	
Oct. 19	Wheeling	at Cincinnati
Oct. 24	Toledo	at Cincinnati
Oct. 26	Cincinnati	at Ft. Wayne
Oct. 30	Cincinnati	at Toledo
Nov. 1	Cincinnati	at Evansville
Nov. 3	Cincinnati	at Kalamazoo
Nov. 8	Cincinnati	at Kalamazoo
Nov. 9	Ft. Wayne	at Cincinnati
Nov. 13	Orlando	at Cincinnati
Nov. 15	Greenville	at Cincinnati
Nov. 16	Cincinnati	at Kalamazoo
Nov. 19	Evansville	at Cincinnati
Nov. 22	Cincinnati	at Evansville
Nov. 23	Reading	at Cincinnati
Nov. 24	Wheeling	at Cincinnati
Nov. 27	Wheeling	at Cincinnati
Nov. 29	Cincinnati	at Reading
Nov. 30	Cincinnati	at Elmira
Dec. 1	Cincinnati	at Wheeling
Dec. 6	Evansville	at Cincinnati
Dec. 7	Cincinnati	at Wheeling
Dec. 10	Kalamazoo	at Cincinnati
Dec. 11	Cincinnati	at Toledo
Dec. 13	Cincinnati	at Kalamazoo
Dec. 17	Kalamazoo	at Cincinnati
Dec. 20	Elmira	at Cincinnati
Dec. 21	Elmira	at Cincinnati
Dec. 27	Cincinnati	at Evansville
Dec. 28	Cincinnati	at Toledo
Dec. 31	Cincinnati	at Kalamazoo
Jan. 3	Cincinnati	at Kalamazoo
Jan. 4	Reading	at Cincinnati
Jan. 9	Cincinnati	at Wheeling
Jan. 10	Kalamazoo	at Cincinnati
Jan. 15	Gwinnett	at Cincinnati
Jan. 17	S. Carolina	at Cincinnati
Jan. 18	Elmira	at Cincinnati
Jan. 25	Wheeling	at Cincinnati
Jan. 26	Cincinnati	at Wheeling
Jan. 29	Reading	at Cincinnati
Jan. 31	Cincinnati	at Toledo
Feb. 1	Ft. Wayne	at Cincinnati
Feb. 4	Toledo	at Cincinnati
Feb. 7	Toledo	at Cincinnati
Feb. 8	Ft. Wayne	at Cincinnati
Feb. 9	Cincinnati	at Evansville
Feb. 12	Ft. Wayne	at Cincinnati
Feb. 14	Cincinnati	at Ft. Wayne
Feb. 15	Cincinnati	at Toledo
Feb. 17	Kalamazoo	at Cincinnati
Feb. 19	Cincinnati	at Evansville
Feb. 21	Cincinnati	at S. Carolina
Feb. 22	Cincinnati	at Greenville
Feb. 28	Cincinnati	at Evansville
Mar. 1	Evansville	at Cincinnati
Mar. 2	Cincinnati	at Wheeling
Mar. 5	Evansville	at Cincinnati
Mar. 7	Toledo	at Cincinnati
Mar. 8	Toledo	at Cincinnati
Mar. 14	Cincinnati	at Elmira
Mar. 15	Cincinnati	at Wheeling
Mar. 21	Elmira	at Cincinnati
Mar. 22	Elmira	at Cincinnati
Mar. 26	Cincinnati	at Orlando
Mar. 28	Cincinnati	at Florida
Mar. 29	Cincinnati	at Florida
April 2	Cincinnati	at Ft. Wayne
April 5	Cincinnati	at Ft. Wayne
April 9	Kalamazoo	at Cincinnati
April 11	Wheeling	at Cincinnati
April 12	Wheeling	at Cincinnati
April 13	Cincinnati	at Toledo

2008 & 2010
Kelly Cup
Champions



2013-14 CINCINNATI CYCLONES STAFF DIRECTORY

Owner: Nederlander Corporation

President: Ray Harris

Vice President and General Manager: Kristin Ropp

Vice President, Operations: Joe Wallach

Head Coach and Director of Hockey Operations: Ben Simon

Assistant Coach: Matt MacDonald

Equipment Manager: Chris Burke

Athletic Trainer: Bob Case

Director of Public Relations and Broadcasting: Nick Bruncker

Home start time: 7:30 p.m. ET

Team colors: Red, white, black and yellow

Home arena: U.S. Bank Arena

Capacity: 12,056

Radio Flagship: 100.3FM The Fan

NASHVILLE PREDATORS YEARLY SECONDARY AFFILIATIONS

YEAR	TEAM	LEAGUE	COACH	GP	W	L	T/OTL	PTS	GF	GA
1998-99	Hampton Roads Admirals	ECHL	John Brophy	70	38	24	8	84	215	213
1999-00	Hampton Roads Admirals	ECHL	John Brophy	70	44	22	4	92	241	198
2000-01	New Orleans Brass	ECHL	Ted Sator	72	35	25	12	82	247	239
2001-02	Cincinnati Cyclones	ECHL	Ray Edwards/ Paul Lawless	72	36	30	6	78	210	207
2002-03	Toledo Blades	ECHL	Claude Noel	72	47	15	10	104	247	196
2003-04	Toledo Blades	ECHL	Nick Vitucci/ Steve Harrison	72	23	38	11	57	183	258
2004-05	None									
2005-06	Rockford IceHogs	UHL	Steve Martinson	76	48	19	9	105	292	213
2006-07	Rockford IceHogs	UHL	Steve Martinson	76	48	21	7	103	266	193
	New Mexico Scorpions	CHL	Ray Edwards	64	32	24	8	72	212	217
2007-08	Cincinnati Cyclones	ECHL	Chuck Weber	72	55	12	5	115	292	178
2008-09	Cincinnati Cyclones	ECHL	Chuck Weber	72	41	26	5	87	256	231
2009-10	Cincinnati Cyclones	ECHL	Chuck Weber	72	44	25	3	91	235	200
2010-11	Cincinnati Cyclones	ECHL	Jarrod Skalde	72	33	29	10	76	199	229
2011-12	Cincinnati Cyclones	ECHL	Jarrod Skalde	72	35	28	9	79	228	227
2012-13	Cincinnati Cyclones	ECHL	Jarrod Skalde	72	42	22	8	92	227	195

THE PLAYERS





THE PLAYERS

2013-14 ORGANIZATIONAL ROSTER

	Ht	Wt	Shoots	Place of Birth	Birthdate	2012-13 Team
FORWARDS						
Pontus Aberg	5-11	199	R	Stockholm, Sweden	9/23/93	Djurgarden (Sweden-2)/Djurgarden Jr. (Sweden-Jr.)
Chase Balisy	5-10	178	L	Fullerton, Calif.	2/2/92	Western Michigan (CCHA)
Daniel Bang	6-3	205	L	Kista, Sweden	4/19/87	Milwaukee (AHL)/ Nashville (NHL)
Taylor Beck	6-2	208	R	St. Catharines, Ont.	5/13/91	Milwaukee (AHL)/ Nashville (NHL)
Gabriel Bourque	5-10	192	L	Rimouski, Que.	9/23/90	Milwaukee (AHL)/ Nashville (NHL)
Zach Budish	6-3	218	R	Edina, Minn.	5/9/91	U. of Minnesota (WCHA)/Milwaukee (AHL)
Patrick Cehlin	5-11	177	R	Huddinge, Sweden	7/27/91	Milwaukee (AHL)/Cincinnati (ECHL)
Rich Clune	5-10	207	L	Toronto, Ont.	4/25/87	Manchester (AHL)/ Nashville (NHL)
Matt Cullen	6-0	200	L	Virginia, Minn.	11/2/76	Minnesota (NHL)
Mike Fisher	6-1	208	R	Peterborough, Ont.	6/5/80	Nashville (NHL)
Filip Forsberg	6-1	194	R	Osterval, Sweden	8/14/94	Leksand (Sweden-2)/ Nashville (NHL)
Paul Gaustad	6-5	220	L	Fargo, N.D.	2/3/82	Nashville (NHL)
Felix Girard	5-11	193	R	Quebec, Que.	5/9/94	Baie-Comeau (QMJHL)
Konstantin Glazachev	6-0	186	R	Arkhangelsk, Russia	2/18/85	SKA St. Petersburg (KHL)/Sibir Nov. (KHL)/Yugra (KHL)
Max Gortz	6-3	200	R	Hoor, Sweden	1/28/93	Farjestad (Sweden)/Farjestad Jr. (Sweden-Jr.)
Kevin Henderson	6-3	210	L	Toronto, Ont.	12/3/86	Milwaukee (AHL)/ Nashville (NHL)
Matt Hendricks	6-0	211	L	Blaine, Minn.	6/17/81	Washington (NHL)
Patric Hornqvist	6-0	190	R	Sollentuna, Sweden	1/1/87	Red Ice (Swiss-2)/Djurgarden (Sweden-2)/ Nashville (NHL)
David Legwand	6-2	204	L	Detroit, Mich.	8/17/80	Nashville (NHL)
Brendan Leipsic	5-9	176	L	Winnipeg, Man.	5/19/94	Portland (WHL)
Saku Maenalanen	6-3	176	L	Kemi, Finland	5/29/94	Karpat Jr. (Finland-Jr.)
Wade Murphy	6-0	176	R	Victoria, B.C.	10/22/93	Penticton (BCHL)
Eric Nystrom	6-1	193	L	Syosset, N.Y.	2/14/83	Dallas (NHL)
Nick Oliver	6-1	194	L	Grand Forks, N.D.	5/4/91	St. Cloud State (WCHA)
Emil Pettersson	6-2	159	L	Sundsvall, Sweden	1/14/94	Timra (Sweden)/Timra Jr. (Sweden-Jr.)
Juuso Puustinen	6-2	198	R	Kuopio, Finland	4/5/88	Milwaukee (AHL)
Alexander Radulov	6-1	188	L	Nizhny Tagil, Russia	7/5/86	CSKA Moscow (KHL)
Joonas Rask	5-10	176	R	Savonlinna, Finland	3/24/90	Jokerit (Finland)/Milwaukee (AHL)/ Nashville (NHL)
Miikka Salomaki	5-11	203	L	Raahe, Finland	3/9/93	Karpat (Finland)
Grigory Shafgulin	6-2	185	L	Chelyabinsk, Russia	1/13/85	Dynamo Moscow (KHL)
Josh Shalla	6-2	208	L	Whitby, Ont.	9/25/91	Milwaukee (AHL)/Cincinnati (ECHL)
Colton Sissons	6-1	189	R	North Vancouver, B.C.	11/5/93	Kelowna (WHL)
Craig Smith	6-1	199	R	Madison, Wis.	9/5/89	KalPa (Finland)/ Nashville (NHL) /Milwaukee (AHL)
Sergei Soin	6-0	185	L	Moscow, Russia	3/31/82	Dynamo Moscow (KHL)
Nick Spaling	6-1	198	L	Palmerston, Ont.	9/19/88	Nashville (NHL)
Viktor Stalberg	6-3	209	L	Gothenberg, Sweden	1/17/86	Chicago (NHL)
Zach Stepan	6-0	176	L	Faribault, Minn.	1/6/94	Waterloo (USHL)
Ryan Thang	6-0	194	R	Chicago, Ill.	5/11/87	Augsburger (Germany)
Mark Van Guilder	6-2	205	R	Roseville, Minn.	1/17/84	Milwaukee (AHL)
Tommy Veilleux	5-11	186	L	St.-George, Que.	5/7/95	Victoriaville (QMJHL)
Jimmy Vesey	6-1	205	L	North Reading, Mass.	5/26/93	Harvard (ECAC)
Austin Watson	6-3	201	R	Ann Arbor, Mich.	1/13/92	Milwaukee (AHL)/ Nashville (NHL)
Colin Wilson	6-1	212	L	Greenwich, Conn.	10/20/89	Nashville (NHL)



	Ht	Wt	Shoots	Place of Birth	Birthdate	2012-13 Team
DEFENSE						
Taylor Aronson	6-1	184	R	Placentia, Calif.	12/30/91	Milwaukee (AHL)/Cincinnati (ECHL)
Victor Bartley	6-0	212	L	Maple Ridge, B.C.	2/17/88	Milwaukee (AHL)/Nashville (NHL)
Anthony Bitetto	6-0	215	L	Island Park, N.Y.	7/15/90	Milwaukee (AHL)/Cincinnati (ECHL)
Jonathan-Ismael Diaby	6-5	223	L	Montreal, Que.	11/16/94	Victoriaville (QMJHL)
Mattias Ekholm	6-4	202	L	Borlange, Sweden	5/24/90	Milwaukee (AHL)/Nashville (NHL)
Ryan Ellis	5-10	179	R	Hamilton, Ont.	1/3/91	Milwaukee (AHL)/Nashville (NHL)
Simon Fernholm	6-6	197	L	Stockholm, Sweden	3/6/94	Frolunda Jr. (Sweden-Jr.)/Frolunda (Sweden)
Joonas Jarvinen	6-3	234	L	Turku, Finland	1/5/89	Milwaukee (AHL)
Seth Jones	6-5	210	R	Arlington, Texas	10/3/94	Portland (WHL)
Roman Josi	6-1	198	L	Bern, Switzerland	6/1/90	Bern (Switzerland)/Nashville (NHL)
Teemu Kivihalme	5-11	158	L	Cloquet, Minn.	6/7/95	Burnsville (HS-Minn)/ Fargo (USHL)
Kevin Klein	6-1	204	R	Kitchener, Ont.	12/13/84	Herlev (Denmark)/Nashville (NHL)
Denis Kulyash	6-3	199	L	Omsk, Russia	5/31/83	Ak Bars Kazan (KHL)
Teemu Laakso	6-1	210	R	Tuusula, Finland	8/27/87	Severstal (KHL)
Anton Lavrentiev	6-4	196	R	Kazan, Russia	8/25/83	None
Garrett Noonan	6-1	214	L	Norfolk, Mass.	1/28/91	Boston Univ. (H-East)
Joe Piskula	6-3	214	L	Antigo, Wis.	7/5/84	Abbotsford (AHL)/Milwaukee (AHL)
Bryan Rodney	6-0	195	R	London, Ont.	4/22/84	Manchester (AHL)
Charles-Olivier Roussel	6-1	205	R	St. Eustache, Que.	9/13/91	Milwaukee (AHL)/Cincinnati (ECHL)
Mikko Vainonen	6-2	210	L	Helsinki, Finland	4/11/94	Kingston (OHL)
Scott Valentine	6-1	213	L	Metcalfe, Ont.	5/2/91	Milwaukee (AHL)
Shea Weber	6-4	234	R	Sicamous, B.C.	8/14/85	Nashville (NHL)

	Ht	Wt	Catches	Place of Birth	Birthdate	2012-13 Team
GOALTENDERS						
Atte Engren	6-1	188	L	Rauma, Finland	2/19/88	TPS Turku (Finland)
Magnus Hellberg	6-6	195	L	Uppsala, Sweden	4/4/91	Milwaukee (AHL)
Carter Hutton	6-1	195	L	Thunder Bay, Ont.	12/19/85	Rockford (AHL)/Chicago (NHL)
Janne Juvonen	6-0	170	L	Kiihtelysvaara, Finland	10/3/94	Lahti (Finland)/Lahti Jr. (Finland-Jr.)/Peliitat (Finland-2)
Marek Mazanec	6-4	197	R	Pisek, Czech Rep.	7/18/91	Plzen (Czech Rep.)/IHC Pisek (Czech Rep.-2)/Plzen (Czech Rep.-Jr.)
Pekka Rinne	6-5	206	L	Kempele, Finland	11/3/82	Dinamo Minsk (KHL)/Nashville (NHL)
Juuse Saros	5-11	176	L	Forssa, Finland	4/19/95	HPK Jr. (Finland-Jr.)
Rustam Sidikov	6-1	158	L	Moscow, Russia	7/5/85	None

THE PLAYERS

HOW THE PREDATORS WERE BUILT

SEASON	ENTRY DRAFTS (SIGNED)	ENTRY DRAFTS (UNSIGNED)	TRADES/ COMPENSATION
1998-99 28-47-7, 63 Pts.	DAVID LEGWAND (1st rd./2nd overall)		
1999-00 28-40-7-7, 70 Pts.			
2000-01 34-36-9-3, 80 Pts.			
2001-02 28-41-13-0, 69 Pts.		ANTON LAVRENTIEV (6th rd./178th overall)	
2002-03 27-35-13-7, 74 Pts.			
2003-04 38-29-11-4, 91 Pts.	KEVIN KLEIN (2nd rd./37th overall) SHEA WEBER (2nd rd./49th overall)	KONSTANTIN GLAZACHEV (2nd rd./35th overall) GRIGORY SHAFIGULIN (3rd rd./98th overall) RUSTAM SIDIKOV (4th rd./133rd overall)	SERGEI SOIN (from COL, 6/21/03)
2004-05 Did not play	PEKKA RINNE (8th rd./258th overall)	ALEXANDER RADULOV (1st rd./15th overall) DENIS KULYASH (8th rd./243rd overall)	
2005-06 49-25-8, 106 Pts.	PATRIC HORNOQVIST (7th rd./230th overall)	TEEMU LAAKSO (3rd rd./78th overall)	
2006-07 51-23-8, 110 Pts.			
2007-08 41-32-9, 91 Pts.	NICK SPALING (2nd rd./58th overall)	RYAN THANG (3rd rd./81st overall) ATTE ENGREN (7th rd./204th overall)	
2008-09 40-34-8, 88 Pts.	COLIN WILSON (1st rd./7th overall) ROMAN JOSI (2nd rd./38th overall)		
2009-10 47-29-6, 100 Pts.	RYAN ELLIS (1st rd./11th overall) ZACH BUDISH (2nd rd./41st overall) CHARLES-OLIVIER ROUSSEL (2nd rd./42nd overall) TAYLOR BECK (3rd rd./70th overall) CRAIG SMITH (4th rd./98th overall) MATTIAS EKHOLM (4th rd./102nd overall) GABRIEL BOURQUE (5th rd./132nd overall)	NICK OLIVER (4th rd./110th overall)	

THE PLAYERS

HOW THE PREDATORS WERE BUILT



SEASON	ENTRY DRAFTS (SIGNED)	ENTRY DRAFTS (UNSIGNED)	TRADES/ COMPENSATION	PRO/AMATEUR FREE AGENTS	WAIVERS
2010-11 44-27-11, 99 Pts.	AUSTIN WATSON (1st rd./18th overall) TAYLOR ARONSON (3rd rd./78th overall) PATRICK CEHLIN (5th rd./126th overall) ANTHONY BITETTO (6th rd./168th overall) JONAS RASK (7th rd./198th overall)			MIKE FISHER (from OTT, 2/10/11)	
2011-12 48-26-8, 104 Pts.	MAGNUS HELLBERG (92nd rd./38th overall) JOSH SHALLA (3rd rd./94th overall) MIIKKA SALOMAKI (2nd rd./52nd overall)	GARRETT NOONAN (4th rd./112th overall) CHASE BALISY (6th rd./170th overall)	PAUL GAUSTAD (from BUF, 2/27/12)	VICTOR BARTLEY (pro f.a., 5/24/11) JUUSO PUUSTINEN (pro f.a., 6/16/11) SCOTT VALENTINE (ama f.a., 9/30/11)	
2012-13 16-23-9, 41 Pts.	COLTON SISSONS (2nd rd./50th overall) BRENDAN LEIPSIC (3rd rd./89th overall) MIKKO VAINONEN (4th rd./118th overall) MAREK MAZANEC (6th rd./179th overall)	PONTUS ABERG (2nd rd./37th overall) JIMMY VESEY (3rd rd./66th overall) ZACH STEPAN (4th rd./112th overall) SIMON FERNHOLM (6th rd./164th overall) MAX GORTZ (6th rd./172nd overall)	JOE PISKULA (from CGY, 2/28/13) FILIP FORSBERG (from WSH, 4/3/13)	JONAS JARVINEN (pro f.a., 5/30/12) DANIEL BANG (pro f.a., 6/1/12) KEVIN HENDERSON (pro f.a., 7/1/12)	RICH CLUNE (from L.A., 1/15/13)
2013-14	SETH JONES (1st rd./4th overall)	JONATHAN-ISMAEL DIABY (3rd rd./64th overall) FELIX GIRARD (4th rd./95th overall) JUUSE SAROS (4th rd./99th overall) SAKU MAENALANEN (5th rd./125th overall) TEEMU KIVIHALME (5th rd./140th overall) EMIL PETTERSSON (6th rd./155th overall) TOMMY VILLEUX (6th rd./171st overall) WADE MURPHY (7th rd./185th overall) JANNE JUVONEN (7th rd./203rd overall)		MARK VAN GUILDER (pro f.a., 5/20/13) MATT CULLEN (pro f.a., 7/5/13) MATT HENDRICKS (pro f.a., 7/5/13) CARTER HUTTON (pro f.a., 7/5/13) ERIC NYSTROM (pro f.a., 7/5/13) VIKTOR STALBERG (pro f.a., 7/5/13) BRYAN RODNEY (pro f.a., 7/29/13)	
TOTALS:	(28)	(26)	(4)	(14)	(1)



VICTOR BARTLEY

VICTOR BARTLEY

(VHHK-tohr BAHRT-lee)
Defense

SHOOTS: Left

HEIGHT: 6-0

WEIGHT: 212

DOB: February 17, 1988

BIRTHPLACE: Maple Ridge,
British Columbia

HOMETOWN: Maple Ridge,
British Columbia

ACQUIRED

May 24, 2011 - Signed as a
free agent by Nashville.

VERSUS THE NHL

	GP	G	A	PTS	PIM
ANA	0	0	0	0	0
BOS	0	0	0	0	0
BUF	0	0	0	0	0
CGY	3	0	1	1	2
CAR	0	0	0	0	0
CHI	4	0	3	3	0
COL	2	0	0	0	0
CBJ	3	0	0	0	0
DAL	2	0	1	1	0
DET	2	0	0	0	0
EDM	3	0	1	1	0
FLA	0	0	0	0	0
L.A.	0	0	0	0	0
MIN	1	0	0	0	2
MTL	0	0	0	0	0
NSH	--	--	--	--	--
N.J.	0	0	0	0	0
NYI	0	0	0	0	0
NYR	0	0	0	0	0
OTT	0	0	0	0	0
PHI	0	0	0	0	0
PHX	1	0	0	0	0
PIT	0	0	0	0	0
STL	1	0	0	0	0
S.J.	0	0	0	0	0
T.B.	0	0	0	0	0
TOR	0	0	0	0	0
VAN	2	0	1	1	2
WSH	0	0	0	0	0
WPG	0	0	0	0	0

2012-13: Recalled from Milwaukee on March 8, and appeared in 24 of Nashville's final 25 games... Played at least 20 minutes in nine of his final 13 games, and ranked fourth on the team in average ice time (19:32)... Led Nashville defensemen in plus/minus rating (+2)... Notched his first career point/assist on March 21 vs. Calgary... Recorded his first career multi-point/assist performance of his career on April 19 at Chicago... Represented the Admirals at the 2013 AHL All-Star Classic... Led Milwaukee defensemen and was ranked among the AHL's Top 20 defensemen in points with 26 (7g-19a) in 54 games at the time of his last AHL regular-season game.

2011-12: Tied for 10th among American Hockey League defensemen, and second among AHL rookie defensemen, in points (39) in his first season with Milwaukee... Tied for ninth among AHL blueliners, and 11th among all rookie skaters, in assists (30)... The only Milwaukee skater, and one of eight rookies league-wide, to appear in all 76 of his club's games... Ranked second on the Admirals in assists and power-play points (tied, 7g-15a-22pts), and fourth in points during his rookie season... Tied for eighth among league rookies in plus/minus rating (+12).

AMATEUR/CAREER NOTES: Spent the 2010-11 campaign with Rogle of Sweden's second division (Allsvenskan), ranking second among league defensemen in points and assists, and tied for third in goals (11g-23a-34pts, 52gpp)... Ranked second among league blueliners in shots on goal (132), in addition to leading Rogle in the category... Ranked second on the 2010-11 Rogle club in penalty minutes (56)... Tied for first in assists

and sixth in points (2g-7a-9pts) among all skaters during 2011 qualification play (Kval till Elitserien)... Played five Western Hockey League seasons with Kamloops and Regina from 2004-09, amassing 168 points (36g-132a) and 466 penalty minutes in 336 games... Tied for ninth among WHL defensemen in goals (15) and ranked 12th in points (46) as captain of the Regina Pats in 2008-09... Also tied for fifth among WHL blueliners in power-play goals (10) in 2008-09... Ranked among the Top 15 WHL defensemen in both goals (10) and points (42) while splitting the 2007-08 season between the Pats and Blazers... One of only two defensemen to post at least 40 points (43) and 100 penalty minutes (104) with Kamloops in 2006-07... Tied for eighth among league blueliners in assists (39) in 2006-07... Represented Canada at the 2006 U-18 World Championships, posting a pair of points (1g-1a) in seven games... Earned a silver medal with Team Pacific at the 2005 World Under-17 Hockey Challenge, ranking second among defensemen in assists (5), and fourth in points (5) in the process.

BACKGROUND: Nickname: "Barts"... On Twitter @VicBartley8... Has two dogs named Ryder and Panda... Favorites include 300 (movie), Keith Urban (musician), Virago (Nashville restaurant) and Jennifer Aniston (actress)... Considers McDonald's his guilty pleasure... Says a cougar would be his spirit animal, and snakes are the one thing he's most afraid of... The thing that surprised him most about Nashville was the unbelievable fan support.

TRANSACTIONS: **May 24, 2011** - Signed as a free agent by Nashville.





CAREER HIGHLIGHTS

MOST GOALS, GAME:
None

MOST ASSISTS, GAME:
2 - April 19, 2013 at Chicago

MOST POINTS, GAME:
2 - April 19, 2013 at Chicago (2a)

MOST PIM, GAME:
2 - three times, last March 15, 2013 at Calgary

MOST SHOTS, GAME:
2 - five times, last April 6, 2013 vs. Chicago

LONGEST GOAL-SCORING STREAK:
None

LONGEST ASSIST STREAK:
2 - (3a) April 15-19, 2013

LONGEST POINT-SCORING STREAK:
2 - (3a) April 15-19, 2013

CAREER HAT TRICKS:
None

CAREER PENALTY SHOTS:
None

CAREER OVERTIME POINTS:
None

FIRST NHL GAME:
March 8, 2013 vs. Edmonton

FIRST NHL GOAL:
None

FIRST GAME AS A PREDATOR:
March 8, 2013 vs. Edmonton

FIRST GOAL AS A PREDATOR:
None

CAREER RECORD

SEASON	CLUB	LEAGUE	Regular Season					PIM	Playoffs				
			GP	G	A	PTS			GP	G	A	PTS	PIM
2003-04	Kamloops	WHL	3	0	0	0		0	--	--	--	--	--
2004-05	Kamloops	WHL	68	4	6	10		58	5	0	3	3	4
2005-06	Kamloops	WHL	65	3	24	27		114	--	--	--	--	--
2006-07	Kamloops	WHL	67	4	39	43		104	4	0	2	2	8
2007-08	Kamloops	WHL	36	3	15	18		51	--	--	--	--	--
	Regina	WHL	25	7	17	24		42	6	1	3	4	8
2008-09	Regina	WHL	72	15	31	46		97	--	--	--	--	--
	Providence	AHL	10	0	0	0		6	--	--	--	--	--
2009-10	Utah	ECHL	21	2	11	13		21	--	--	--	--	--
	Bridgeport	AHL	8	2	0	2		6	--	--	--	--	--
2010-11	Rogle	Sweden-2	52	11	23	34		56	10	2	7	9	8
2011-12	Milwaukee	AHL	76	9	30	39		64	1	1	0	1	0
2012-13	Milwaukee	AHL	54	7	19	26		35	2	0	1	1	0
	Nashville	NHL	24	0	7	7		6	--	--	--	--	--
NHL/PREDATORS TOTALS			24	0	7	7		6	0	0	0	0	0

STATISTICAL BREAKDOWN

Statistical Breakdown														Shootouts				
Year	Team	PP	SH	GW	S	%	+/-	TF	FW	F%	MIN	H	BS	S	G	S%	GDG	
2012-13	NSH	0	0	0	19	0.0%	2	0	0	0.0	19:32	35	28	0	0	.000	0	
TOTALS		0	0	0	19	0.0%	2	0	0	0.0%	19:32	35	28	0	0	.000	0	



TAYLOR BECK

TAYLOR BECK

(TAY-luhr BEHK)

Right Wing

SHOOTS: Right

HEIGHT: 6-2

WEIGHT: 208

DOB: May 13, 1991

BIRTHPLACE: St. Catharines, Ontario

HOMETOWN: St. Catharines, Ontario

ACQUIRED

June 27, 2009 - Nashville's fourth choice, 70th overall (third round), in the 2009 Entry Draft.

VERSUS THE NHL

	GP	G	A	PTS	PIM
ANA	0	0	0	0	0
BOS	0	0	0	0	0
BUF	0	0	0	0	0
CGY	1	0	0	0	0
CAR	0	0	0	0	0
CHI	4	1	0	1	0
COL	2	0	2	2	0
CBJ	3	1	1	2	0
DAL	1	1	0	1	0
DET	1	0	0	0	2
EDM	1	0	0	0	0
FLA	0	0	0	0	0
L.A.	0	0	0	0	0
MIN	0	0	0	0	0
MTL	0	0	0	0	0
NSH	--	--	--	--	--
N.J.	0	0	0	0	0
NYI	0	0	0	0	0
NYR	0	0	0	0	0
OTT	0	0	0	0	0
PHI	0	0	0	0	0
PHX	1	0	1	1	0
PIT	0	0	0	0	0
STL	1	0	0	0	0
S.J.	0	0	0	0	0
T.B.	0	0	0	0	0
TOR	0	0	0	0	0
VAN	1	0	0	0	0
WSH	0	0	0	0	0
WPG	0	0	0	0	0

2012-13: Received his first career recall on March 19, and stayed at the NHL level for the duration of the season... Notched six points (2g-4a) in his first eight career games... Posted his first career NHL goal and assist in his third career game on March 23 vs. Columbus... Posted career highs in ice time (20:22) and shots on goal (7) on April 14 vs. Detroit... Scored his first career power-play goal on April 12 vs. Dallas... Missed the final three games of the regular season due to an upper-body injury... Led Milwaukee in points (11g-30a-41pts), assists and ranked second in power-play points (3g-9a-12pts) despite playing in only 50 of the Admirals' 76 games.

2011-12: Ranked third on the Milwaukee Admirals in points, and fourth in both goals and assists (16g-24a-40pts) during his rookie professional season... Tied for 17th among rookie AHLers in goals, and tied for 20th among first-year players in points.

AMATEUR: Ranked seventh in the Ontario Hockey League in points (95) and assists (53), and eighth in goals (42) in his fourth season with the Guelph Storm in 2010-11... Tied for third in the OHL in game-winning goals (9) and tied for fourth in power-play goals (16) in 2010-11... Guelph's nominee for the Red Tilson Trophy given to the OHL's Most Outstanding Player for the second consecutive season in 2010-11... Finished second in the "Best Shot" category in the 2011 Western Conference Coaches' Poll... Represented Team OHL in the 2010 Subway Super Series... Winner of the

2010 Jim Mahon Memorial Trophy as the OHL's top scoring right wing after tying for fourth in the OHL in points (39g-54a-93pts) in 2009-10... Ranked ninth in the league in goals and 10th in assists in 2009-10... Named a 2009-10 OHL Second-Team All-Star... Received the third-most votes in the 2010 Western Conference Coaches' Poll for "Most Dangerous Player in the Goal Area"... Notched an assist for the Western Conference in the 2010 OHL All-Star Classic... Paced the 2009-10 Storm in plus/minus rating (+19)... Played in the 2009 CHL Top Prospects Game, scoring the game-winning goal for Team Orr... Finished second among Guelph rookies in points (21), goals (7) and assists (14) in 2007-08... Won a gold medal with Team Ontario at the 2008 World Under-17 Challenge on a team that also included Predators defenseman Ryan Ellis.

BACKGROUND: Nickname "Becker"... His father, Stan, played minor league baseball for the Boston Red Sox organization and his uncle, Jim Douglas, played on Canada's soccer team at the 1976 Olympics in Montreal... On Twitter @Taybeckone9... Favorites include Anchorman (movie), Luke Bryan (musician), Mario Lemieux (player to watch) and ketchup (condiment)... Would consider a hawk his spirit animal, and tight spaces the thing he's most afraid of... Of any venue, he'd most like to play a game in Fenway Park.

TRANSACTIONS: **June 27, 2009** - Nashville's fourth choice, 70th overall (third round), in the 2009 Entry Draft.





CAREER HIGHLIGHTS

MOST GOALS, GAME:
1 - three times, last April 12, 2013 vs. Dallas

MOST ASSISTS, GAME:
2 - April 2, 2013 vs. Colorado

MOST POINTS, GAME:
2 - twice, last (2a) April 2, 2013 vs. Colorado

MOST PIM, GAME:
2 - April 14, 2013 vs. Detroit

MOST SHOTS, GAME:
7 - April 14, 2013 vs. Detroit

LONGEST GOAL-SCORING STREAK:
None

LONGEST ASSIST STREAK:
None

LONGEST POINT-SCORING STREAK:
2 - (1g-2a) April 1-2, 2013

CAREER HAT TRICKS:
None

CAREER PENALTY SHOTS:
None

CAREER OVERTIME POINTS:
None

FIRST NHL GAME:
March 19, 2013 at Columbus

FIRST NHL GOAL:
March 23, 2013 vs. Columbus (Sergei Bobrovsky)

FIRST GAME AS A PREDATOR:
March 19, 2013 at Columbus

FIRST GOAL AS A PREDATOR:
March 23, 2013 vs. Columbus (Sergei Bobrovsky)

CAREER RECORD

SEASON	CLUB	LEAGUE	Regular Season					Playoffs				
			GP	G	A	PTS	PIM	GP	G	A	PTS	PIM
2007-08	Guelph	OHL	56	7	14	21	43	7	0	0	0	4
2008-09	Guelph	OHL	67	22	36	58	36	4	0	0	0	2
2009-10	Guelph	OHL	61	39	54	93	54	5	3	3	6	2
2010-11	Guelph	OHL	62	42	53	95	60	6	3	5	8	10
	Milwaukee	AHL	4	0	1	1	0	8	2	0	2	2
2011-12	Milwaukee	AHL	74	16	24	40	32	3	0	1	1	2
2012-13	Milwaukee	AHL	50	11	30	41	28	2	0	1	1	2
	Nashville	NHL	16	3	4	7	2	--	--	--	--	--
NHL/PREDATORS TOTALS			16	3	4	7	2	0	0	0	0	0

STATISTICAL BREAKDOWN

Statistical Breakdown														Shootouts			
Year	Team	PP	SH	GW	S	%	+/-	TF	FW	F%	Min	H	BS	S	G	S%	GDG
2012-13	NSH	1	0	0	39	7.7%	0	9	6	66.7	16:05	13	11	1	0	.000	0
TOTALS		1	0	0	39	7.7%	0	9	6	66.7	16:05	13	11	1	0	.000	0



GABRIEL BOURQUE

GABRIEL BOURQUE

(gah-BREE-ehl BOHRK)

Left Wing

SHOOTS: Left

HEIGHT: 5-10

WEIGHT: 192

DOB: September 23, 1990

BIRTHPLACE: Rimouski, Quebec

HOMETOWN: Rimouski, Quebec

ACQUIRED

June 27, 2009 - Nashville's ninth choice, 132nd overall (fifth round), in the 2009 Entry Draft.

VERSUS THE NHL

	GP	G	A	PTS	PIM
ANA	1	0	1	1	0
BOS	1	0	0	0	0
BUF	0	0	0	0	0
CGY	1	0	0	0	0
CAR	2	1	1	2	0
CHI	5	0	2	2	2
COL	4	0	3	3	0
CBJ	2	0	0	0	0
DAL	3	2	0	2	0
DET	3	1	0	1	0
EDM	1	0	2	2	0
FLA	1	0	0	0	0
L.A.	3	0	1	1	2
MIN	3	1	0	1	0
MTL	0	0	0	0	0
NSH	--	--	--	--	--
N.J.	0	0	0	0	0
NYI	1	0	0	0	2
NYR	1	0	0	0	0
OTT	1	1	0	1	0
PHI	2	0	1	1	0
PHX	1	0	0	0	0
PIT	1	0	0	0	0
STL	3	0	0	0	0
S.J.	1	0	1	1	0
T.B.	0	0	0	0	0
TOR	0	0	0	0	0
VAN	1	0	0	0	0
WSH	0	0	0	0	0
WPG	1	1	0	1	0

2012-13: Ranked second on the team in goals (11) despite missing the final 12 games of the season - and 14 total - due to injury... Ranked fourth in the NHL in shooting percentage among players with at least 10 goals (22.0 percent)... Tied for second on the team in power-play goals (3)... Scored seven goals and amassed 10 points in 14 games during the month of March... A team-high seven of his 11 goals came on the road... Tied for the team lead in plus/minus rating (+6)... Set a career high in average ice time (15:49)... Scored the Predators lone shorthanded goal of the season on March 2 at San Jose, and was one of three Preds with multiple game-winning goals (2)... Notched his first career power-play goal on Feb. 14 vs. Phoenix... Played with Milwaukee (AHL) from October-January, registering 12 points (7g-5a) in 15 games. Missed 24 games during two separate stints on the injured list.

2011-12: Ranked ninth in points per game among NHL rookies who appeared in at least half their team's games (44)... Scored his first career game-winning goal on March 24 vs. Winnipeg... Started the season with Milwaukee (AHL), playing 25 games, before being recalled for the remainder of the season on Dec. 27... Led the Admirals in assists (14) prior to his recall. **PLAYOFFS:** Tied for the team lead in goals (3), and ranked third in points (5)... Tied for third among rookie forwards in goals, and tied for sixth in points... Ranked eighth among rookie forwards in hits (21)... Set franchise records for points (3g-1a-4pts) and plus-minus rating (+5) by a rookie in a playoff series in the WCQ vs. Detroit... Scored two goals, including the game winner, in his NHL playoff debut - Game One of the WCQ vs. Detroit - becoming the third player in the previous 14 playoff years to attain the feat.

2010-11: Played his first professional season with Milwaukee (AHL), ranking third on the team in goals (18)... Paced Admiral forwards in games played in 2010-11 (78), while tying for second among club forwards in plus/minus rating (+10)... Tied for second on the Admirals in power-play goals (5)... Converted four of seven shootout attempts (57.1 percent), tying for the Milwaukee club lead in shootout efficiency... Led Milwaukee in 2011 Calder Cup Playoff goals (7) and points (13), while ranking second on the team in postseason plus/minus (+7)... Notched five points (2g-3a) in his pro playoff debut, Game One of the West Division Semifinals vs. Texas (April 14, 2011).

AMATEUR: Helped Moncton win the 2010 President's Trophy as QMJHL Champions and advance to the 2010 Memorial Cup... Awarded the 2010 Guy Lafleur Trophy as playoffs MVP after pacing all skaters in goals (19) and ranking third in points (29) in 21 games during the postseason... Also tied for first in the 2010 postseason in game-winning goals (4), ranked second in plus/minus rating (+19), and tied for third in power-play goals (5)... Played for Team QMJHL in the 2009 Subway Super Series, notching three points (2g-1a), including both game winners, in two games... Earned a silver medal with Canada at the 2010 World Junior Championships... Tied a Team Canada record for points in a World Junior Championship game with seven (3g-4a) in the nation's opening game win over Latvia... Tied for seventh at the 2010 WJC in assists (6) and tied for 11th in points (9)... Ranked third on Baie-Comeau in points (61), goals (22), assists (39) and penalty minutes (82) in 2008-09... Captained the Drakkar in 2008-09... Participated in 2009 Canada's National Junior Team Development Camp... Led all Baie-Comeau rookies in points (28), goals (10) and assists (18) in 2007-08.

TRANSACTIONS: **June 27, 2009** - Nashville's ninth choice, 132nd overall (fifth round), in the 2009 Entry Draft.





INTERNATIONAL RECORD

Canada

Year	Event	GP	G	A	PTS	PIM
2010	WJC	6	3	6	9	4

CAREER RECORD

CAREER RECORD			Regular Season					Playoffs				
SEASON	CLUB	LEAGUE	GP	G	A	PTS	PIM	GP	G	A	PTS	PIM
2007-08	Baie-Comeau	QMJHL	65	10	18	28	38	--	--	--	--	--
2008-09	Baie-Comeau	QMJHL	60	22	39	61	82	19	2	9	11	48
2009-10	Baie-Comeau	QMJHL	30	13	25	38	61	20	3	11	14	21
	Moncton	QMJHL	25	3	11	14	37	21	2	12	14	30
2010-11	Milwaukee	AHL	78	18	18	36	19	3	0	2	2	10
2011-12	Nashville	NHL	43	7	12	19	6	10	3	2	5	4
	Milwaukee	AHL	25	2	14	16	23	--	--	--	--	--
2012-13	Milwaukee	AHL	15	7	5	12	4	--	--	--	--	--
	Nashville	NHL	34	11	5	16	4	--	--	--	--	--
NHL/PREDATORS TOTALS			77	18	17	35	10	10	3	2	5	4

STATISTICAL BREAKDOWN

Statistical Breakdown													Shootouts				
Year	Team	PP	SH	GW	S	%	+/-	TF	FW	F%	Min	H	BS	S	G	S%	GDG
2011-12	NSH	0	0	1	59	11.9%	-2	2	1	50.0%	12:47	66	19	0	0	.000	0
2012-13	NSH	3	1	2	50	22.0%	6	6	4	66.7%	15:49	39	23	3	1	.333	0
TOTALS		3	1	3	109	16.5%	4	8	5	62.5%	14:07	105	42	3	1	.333	0

CAREER HIGHLIGHTS

MOST GOALS, GAME:

1 - 18 times, last March 28, 2013 vs. Phoenix

MOST ASSISTS, GAME:

2 - twice, last (2a) March 23, 2013 vs. Columbus

MOST POINTS, GAME:

2 - four times, last (1g-1a) March 28, 2013 vs. Phoenix

MOST PIM, GAME:

2 - five times, last Feb. 9, 2013 at Minnesota

MOST SHOTS, GAME:

5 - March 24, 2012 vs. Winnipeg

LONGEST GOAL-SCORING STREAK:

3 - (3g) March 12-15, 2013

LONGEST ASSIST STREAK:

3 - (3a) Feb. 25-28, 2012

LONGEST POINT-SCORING STREAK:

3 - twice, last (3g) March 12-15, 2013

CAREER HAT TRICKS:

None

CAREER PENALTY SHOTS:

None

CAREER OVERTIME POINTS:

None

FIRST NHL GAME:

Dec. 28, 2011 vs. Minnesota

FIRST NHL GOAL:

Jan. 5, 2012 vs. Dallas (Kari Lehtonen)

FIRST GAME AS A PREDATOR:

Dec. 28, 2011 vs. Minnesota

FIRST GOAL AS A PREDATOR:

Jan. 5, 2012 vs. Dallas (Kari Lehtonen)



RICH CLUNE

RICH CLUNE
(RITCH KLOON)
LEFT WING

SHOOTS: Left
HEIGHT: 5-10
WEIGHT: 207
DOB: April 25, 1987
BIRTHPLACE: Toronto, Ontario
HOMETOWN: Toronto, Ontario

ACQUIRED
January 15, 2013 - Claimed on waivers by Nashville, from Los Angeles

2012-13: Ranked fourth in the NHL in penalty minutes (113), becoming the first Predator in four seasons to surpass the 100-minute mark... Tied for second in the League in major penalties (13), with all but one of them being fighting majors... Ranked sixth in the League in hits (159)... Appeared in 47 consecutive games after sitting out the season opener... Ranked third on the team in plus/minus rating (+3), finishing with a plus or even rating in 41-of-47 games... Posted seven (3g-4a) of his nine (4g-5a) points in a 15-game span from Feb. 25-March 28. He had three points (1g-2a) in 32 career NHL games prior to the stretch... Scored the eighth penalty-shot goal in franchise history on March 12 at Dallas... His first career goal on Feb. 5 at St. Louis was also his first game-winning goal... Had seven points (2g-5a)

and 98 penalty minutes in 35 games with the Manchester Monarchs prior to being claimed by Nashville.

CAREER NOTES: Ranked third in the American Hockey League in penalty minutes (253) with Manchester in **2011-12** despite playing in only 56 of the team's 76 games... Ranked 10th in AHL penalty minutes in **2010-11** with Manchester (222)... Tied for third on the Monarchs in assists (3) during the 2011 playoffs... Started the **2009-10** season with Manchester, before playing his first 14 NHL games with Los Angeles from February-April... Posted his first two points/assists with the Kings in his second NHL game on Feb. 13, 2010 vs. Colorado... Suited up for four of L.A.'s six games during the 2010 WCO vs. Vancouver... Played his first season with Manchester in **2008-09**, being limited to 35 games due to a training camp injury... Split his first professional season between Iowa (AHL) and Idaho (ECHL) in **2007-08**, ranking second on the Iowa Chops and 10th among AHL rookies in penalty minutes (137)... Made his pro debut in Iowa's **2006-07** season finale on April 14 at Chicago.

AMATEUR: Ranked third on the Barrie Colts (OHL) in points, goals and assists (32g-46a-78pts) in his lone season with the club in 2006-07... One of two OHLers (Cal Clutterbuck) with more than 60 points and 150 penalty minutes in 2006-07... Ranked third on the Sarnia Sting in points (20g-32a-52pts) and led the team in penalty minutes (126) in his final season with the club in 2005-06... Recipient of the 2005 Bobby Smith Trophy as the OHL's scholastic player of the year... Earned a gold medal with Canada at the 2005 Junior World Cup (now the Ivan Hlinka Tournament)... Tied for second on the Sting in goals (21), ranked third in points (34) and paced the club in plus/minus (+1) in 2004-05... Earned a silver medal with Canada at the 2005 U-18 World Championships. Tied for fifth on Team Canada (with now-Pittsburgh defenseman Kris Letang) in points with four (2g-2a) in six games... Helped Team Ontario claim gold at the 2004 Under-17 World Hockey Challenge, leading the tournament in assists (8) and tying for eighth among all skaters in points (9) on a team that included six future NHL first-round picks... Ranked second among rookie Sarnia skaters in points (3g-13a-16pts) in 2003-04.

BACKGROUND: Nickname: "Dickie"... On Twitter: @RichCluneShow... Works closely with Renascent, Canada's leading alcohol and drug treatment center, raising funds and awareness for their cause... Considers reading his horoscope to be his guilty pleasure... Favorites include extra virgin olive oil and turmeric (condiments), Sean Avery and Ron Hextall (hockey players to watch) and New York Yankees (uniform in another sport).

TRANSACTIONS: **Jan. 15, 2013** - Claimed on waivers by Nashville, from Los Angeles... **July 21, 2008** - Acquired by Los Angeles from Dallas for forward Lauri Tukonen... **July 30, 2005** - Dallas' third selection, 71st overall (third round), in the 2005 Entry Draft.



VERSUS THE NHL WITH PREDATORS

	GP	G	A	PTS	PIM	GP	G	A	PTS	PIM
ANA	4	0	1	1	4	3	0	1	1	4
BOS	0	0	0	0	0	0	0	0	0	0
BUF	0	0	0	0	0	0	0	0	0	0
CGY	3	0	1	1	11	3	0	1	1	11
CAR	0	0	0	0	0	0	0	0	0	0
CHI	7	0	0	0	16	5	0	0	0	9
COL	5	0	2	2	21	3	0	0	0	14
CBJ	5	0	1	1	19	4	0	1	1	19
DAL	6	1	1	2	9	3	1	1	2	7
DET	4	0	1	1	6	4	0	1	1	6
EDM	4	1	0	1	5	3	1	0	1	5
FLA	0	0	0	0	0	0	0	0	0	0
LA	3	0	0	0	7	3	0	0	0	7
MIN	3	0	0	0	5	3	0	0	0	5
MTL	1	0	0	0	5	0	0	0	0	0
NSH	2	0	0	0	5	--	--	--	--	--
N.J.	0	0	0	0	0	0	0	0	0	0
NYI	0	0	0	0	0	0	0	0	0	0
NYR	0	0	0	0	0	0	0	0	0	0
OTT	0	0	0	0	0	0	0	0	0	0
PHI	0	0	0	0	0	0	0	0	0	0
PHX	4	1	0	1	0	3	1	0	1	7
PIT	0	0	0	0	0	0	0	0	0	0
STL	4	1	0	1	9	4	1	0	1	9
S.J.	3	0	0	0	0	3	0	0	0	0
T.B.	0	0	0	0	0	0	0	0	0	0
TOR	0	0	0	0	0	0	0	0	0	0
VAN	3	0	0	0	10	3	0	0	0	10
WSH	0	0	0	0	0	0	0	0	0	0
WPG	0	0	0	0	0	0	0	0	0	0



INTERNATIONAL RECORD

Canada

Year	Event	GP	G	A	PTS	PIM
2005	U-18 WC	6	2	2	4	12

CAREER RECORD

Regular Season

Playoffs

SEASON	CLUB	LEAGUE	GP	G	A	PTS	PIM	GP	G	A	PTS	PIM
2003-04	Sarnia	OHL	58	3	13	16	72	5	0	1	1	0
2004-05	Sarnia	OHL	68	21	13	34	103	--	--	--	--	--
2005-06	Sarnia	OHL	61	20	32	52	126	--	--	--	--	--
2006-07	Barrie	OHL	67	32	46	78	151	8	3	4	7	8
	Iowa	AHL	1	0	0	0	2	--	--	--	--	--
2007-08	Iowa	AHL	38	3	5	8	137	--	--	--	--	--
	Idaho	ECHL	19	1	9	10	41	--	--	--	--	--
2008-09	Manchester	AHL	35	3	6	9	87	--	--	--	--	--
2009-10	Los Angeles	NHL	14	0	2	2	26	4	0	0	0	5
	Manchester	AHL	44	4	10	14	126	--	--	--	--	--
2010-11	Manchester	AHL	66	8	14	22	222	7	0	3	3	6
2011-12	Manchester	AHL	56	6	9	15	253	4	0	0	0	14
2012-13	Manchester	AHL	35	2	5	7	98	--	--	--	--	--
	Nashville	NHL	47	4	5	9	113	--	--	--	--	--
NHL TOTALS			61	4	7	11	139	4	0	0	0	5
PREDATORS TOTALS			47	4	5	9	113	0	0	0	0	0

STATISTICAL BREAKDOWN

Shootouts

YEAR	TEAM	PP	SH	GW	S	%	+/-	TF	FW	F%	MIN	H	BS	S	G	SG	GDG
2012-13	NSH	0	0	1	46	8.7%	3	2	0	0.0%	9:24	159	6	0	0	.000	0
TOTALS		0	0	1	46	8.7%	3	2	0	0.0%	9:24	159	6	0	0	.000	0

CAREER HIGHLIGHTS

MOST GOALS, GAME:

1 - Four times, last March 28, 2013 vs. Phoenix

MOST ASSISTS, GAME:

2 - Feb. 13, 2010 vs. Colorado

MOST POINTS, GAME:

2 - (2a) Feb. 13, 2010 vs. Colorado

MOST PIM, GAME:

15 - March 23, 2013 vs. Columbus

MOST SHOTS, GAME:

4 - Feb. 23, 2013 at Detroit

LONGEST GOAL-SCORING STREAK:

None

LONGEST ASSIST STREAK:

2 - twice, last (2a) March 19-21, 2013

LONGEST POINT-SCORING STREAK:

2 - twice, last (2a) March 19-21, 2013

CAREER HAT TRICKS:

None

CAREER PENALTY SHOTS:

1 - March 12, 2013 at Dallas (Kari Lehtonen): Goal

CAREER OVERTIME POINTS:

None

FIRST NHL GAME:

Feb. 11, 2010 vs. Edmonton

FIRST NHL GOAL:

Feb. 5, 2013 at St. Louis (Brian Elliott)

FIRST GAME AS A PREDATOR:

Jan. 21, 2013 vs. St. Louis

FIRST GOAL AS A PREDATOR:

Feb. 5, 2013 at St. Louis (Brian Elliott)



MATT CULLEN

MATT CULLEN

(MAT KUH-lehn)

Center

SHOOTS: Left

HEIGHT: 6-1

WEIGHT: 200

DOB: November 2, 1976

BIRTHPLACE: Virginia, Minnesota

HOMETOWN: Fargo, North Dakota

ACQUIRED

July 5, 2013 - Signed as a free agent by Nashville

VERSUS THE NHL

	GP	G	A	PTS	PIM
ANA	17	5	8	13	4
BOS	30	11	7	18	4
BUF	36	1	8	9	20
CGY	43	2	19	21	6
CHI	23	3	8	11	14
CHI	36	10	12	22	26
COL	44	11	18	29	8
CBJ	24	5	9	14	0
DAL	46	11	14	25	14
DET	38	3	6	9	26
EDM	44	11	11	22	12
FLA	41	11	16	27	12
L.A.	41	6	16	22	20
MIN	17	2	4	6	4
MTL	33	11	13	24	18
NSH	31	5	13	18	20
N.J.	32	2	7	9	14
NYI	34	11	13	24	12
NYR	30	4	11	15	18
OTT	30	5	8	13	16
PHI	41	11	14	25	22
PHX	41	7	19	26	16
PIT	35	9	16	25	22
STL	39	3	8	11	26
S.J.	43	11	8	19	22
T.B.	50	7	16	23	30
TOR	33	5	11	16	16
VAN	42	5	12	17	12
WSH	43	9	19	28	14
WPG	36	5	16	21	12

CAREER NOTES: Enters 2013-14 as the most tenured Predators player, having appeared in 1,073 career games since 1997-98... One of two Stanley Cup winners on Nashville's roster, having claimed it in 2006 with Carolina... Ranked among the Top 20 all-time in shootout goals (T-16th, 22), shootout-deciding goals (T-15th, 9) and shootout success percentage (minimum 20 attempts, 13th, 44 percent).

2012-13: Tied for third on the Minnesota Wild in assists (20), and tied for fourth on the club in points (27)... Paced the Minnesota Wild in plus/minus rating (+9)... Led Wild centermen and ranked 17th in the NHL in face-off percentage (54.7), the ninth consecutive season he's won more draws than he's lost... Scored all seven of his goals - and 23 (7g-16a) of his 27 points - at even strength... Was a perfect three-for-three in shootouts, notching the shootout-deciding markers on Jan. 30 vs. Chicago and March 9 at Nashville... Became the 37th U.S.-born NHLer and the ninth Minnesotan to reach 200 career goals on March 25 at Dallas... Missed six games in early April due to injury. **PLAYOFFS:** Paced the Wild in scoring during the team's Western Conference Quarterfinal series against Chicago (3a)... Ranked fourth among all skaters in the postseason in face-off efficiency (59.1 percent).

CAREER NOTES: Ranked fifth on the Wild in goals (12) and points (35), and fourth in assists (21) and power-play goals (4) in **2011-12**... Posted a career-high in average ice time (18:56) in 2011-12... Tied for first in the NHL in shootout attempts (16), fourth in shootout goals (7), and eighth in shootout-deciding goals (3) in 2011-12... Suited up for his 1,000th career NHL game on Jan. 10, 2012 vs. San Jose, becoming the 40th American to reach the milestone... Ranked 12th in the NHL in face-off winning percentage (56.1) in **2010-11**, his first season with Minnesota... Tied for fifth in the NHL in shorthanded goals (4) in 2010-11... Recorded his 500th career point on March 31, 2011 vs. Edmonton... Notched his 300th career assist On Nov. 5, 2010 vs. Calgary... Posted his most recent of seven 40-point seasons (16g-32a-48pts) in **2009-10** with Ottawa and Carolina... Tied for the Ottawa team lead in goals (3), points (8) and power-play goals (2) during the team's 2010 Eastern Conference Quarterfinal series vs. Pittsburgh... Led all Senators forwards in average ice time (23:14) and ranked third among all skaters in face-off success rate (min. 50 draws, 65.4 percent) during the 2010 postseason... Ranked fourth on the **2008-09** Carolina Hurricanes in goals (22), his second career 20-goal season... Led the 2008-09 Hurricanes in shooting percentage with a career high (15.8) and tied for third on the team in plus/minus rating (+11)... Helped Carolina advance to the 2009 Eastern Conference Finals by

notching six points (3g-3a), including the team's only shorthanded goal of the postseason, in 18 playoff games... Set a career high in assists (36), and tied personal bests in points (49) and power-play goals (8), in **2007-08** with Carolina despite missing 23 games due to injury... Tied for second on the Canes in assists, third in power-play goals, and fourth in power play assists (15) and points (23 in 2007-08)... Ranked 10th in the NHL in face-off winning percentage (minimum 500 attempts, 56.1) in 2007-08... Ranked seventh among NHL forwards in average power-play ice time per game (4:58) in 2007-08... Established career highs in penalty minutes (52) and shots on goal (217) in his lone season with the New York Rangers in **2006-07**... Tied for fifth among all NHL skaters in shorthanded points (3g-2a-5pts) in 2006-07... Posted his first of three career seasons with multiple power-play (2), shorthanded (3) and game-winning goals (2) in 2006-07... His lone goal of the 2007 Stanley Cup Playoffs was the series clincher for the Rangers in a four-game sweep of Atlanta in the Eastern Conference Quarterfinals... Tied for 14th in the NHL in face-off percentage (54.6) in 2006-07... Helped Carolina win the 2006 Stanley Cup, establishing career highs in goals (25), points (49), power-play goals (8) and game-winning goals (5) during the **2005-06** regular season... Carolina posted a 17-1-4 record when he scored a goal in 2005-06... Tied for fifth in League shootout goals in 2005-06, converting six of his nine attempts... Ranked fourth among all skaters during the 2006 postseason in assists (14), while tying for sixth in points (18)... Scored his first two playoff goals in his first two games of the 2006 playoffs, Games One and Two of the Eastern Conference Quarterfinals vs. Montreal, then scored the game winner in Game Five of the series... Posted six multi-point efforts during the 2006 postseason, including three assists in Game Three of the Stanley Cup Finals vs. Edmonton, and two helpers in Game Seven of the finals - on the game's opening goal (Aron Ward) and the championship-clinching goal (Frank Kaberle)... A member of the taxi squad for the U.S. Olympic Team at 2006 Torino Games... Led the Italian League in goals (27) and ranked second in points (60) with Cortina in **2004-05**... Led all skaters in points (8g-14a-22pts) during the 2005 Italian League playoffs as Cortina advanced to the league finals... Limited to 56 games due to injury in his lone full season with Florida in **2003-04**... Scored all six of his goals, and amassed eight of his 13 assists on home ice in 2003-04... Helped the United States to the bronze medal at the 2004 World Championships, tying for second on the team in points (2g-4a-6pts)... Tied for 10th at the 2004 Worlds in assists... Split the **2002-03** season between Anaheim and Florida... Played for Team USA at the 2003 World Championships on a team that



also included Predators Assistant Coach Phil Housley... Led the **2001-02** Mighty Ducks of Anaheim in assists (30), and ranked second on the team in points (48) and game-winning goals (4)... Set a career high in games played (82) and recorded his first 40-point season (10g-30a) with Anaheim in **2000-01**... Ranked fifth on the **1999-2000** Mighty Ducks in assists and points (13g-26a-39pts)... Played with Predators Radio Color Commentator Stu Grimson with Anaheim during the 1999-2000 and **1998-99** seasons... Made his Stanley Cup Playoff debut in Game One of the 1999 Western Conference Quarterfinals vs. Detroit, and played in all four games of the series... Ranked second on Team USA in points (1g-6a-7pts) and tied for the team lead in assists at the 1999 World Championships... A teammate of a then 18-year-old David Legwand at the 1999 World Championships... Split his rookie professional season between Anaheim and Cincinnati (AHL) in **1997-98**, ranking fourth among NHL rookies in assists (21) and tying for eighth in points (27), while also being named to the 1998 AHL All-Star Classic as a member of Team PlanetUSA... Named MVP of the 1998 AHL All-Star Game after scoring two goals... Made his World Championships debut at the 1998 tournament in Switzerland, tying for second on the team in points (2g-1a-3pts)... Played his first professional games as a member of the AHL's Baltimore Bandits at the end of the **1996-97** season (6gp, 3g-3a-6pts)... Tied for the Baltimore team lead in assists (2) during the 1997 Calder Cup Playoffs.

AMATEUR: Amassed 86 points (27g-59a) in 75 games during two seasons at St. Cloud State University (WCHA) from 1995-97, leading the team in points both seasons... Named to the 1997 WCHA Second All-Star Team and All-WCHA Academic Award winner... Tied the school record for game-winning goals in a season (5) in 1996-97... A 1996 WCHA All-Rookie Team selection... Tied for the Team USA lead in goals (3), and tied for second on the team in points (4) at the 1996 World Junior Championships... A three-time Minnesota All-State selection and three-time Minnesota State Championship All-Tournament Team selection at

Moorhead High School from 1993-95... The Associated Press High School Player of the Year and a Mr. Hockey finalist during his senior season in 1994-95, after posting 89 points (47g-42a) in 28 games... Also played football and baseball at Moorhead.

BACKGROUND: Comes from a hockey-playing family: younger brothers Joe and Mark both played four years at Colorado College and now play professionally in Europe, uncle John played 621 NHL games from 1988-99 after a four-year career at Boston University, and great uncles Ray and Brian were NHLers in the 50s and 60s... Nick-name: "Cully"... He and his wife Bridget founded Cullen's Children's Foundation in 2003. The Organization's mission is to provide financial resources to organizations that support children's healthcare needs, with an emphasis on cancer... Favorites include The Natural (movie), The Lumineers (band), Zach Galifianakis (actor)... Of any venue, he'd most like to play in a game at Wrigley Field... Of all pieces of equipment, he's most particular about his skates... Has three sons: Brooks, Wyatt and Joey.

TRANSACTIONS: **July 5, 2013** - Signed as a free agent by Nashville... **July 1, 2010** - Signed as a free agent by Minnesota... **Feb. 12, 2010** - Acquired by Ottawa from Carolina for Alexandre Picard and Ottawa's second-round selection in 2010 Entry Draft (traded to Edmonton; Edmonton selected Martin Marincin)... **July 17, 2007** - Acquired by Carolina from the New York Rangers for Andrew Hutchinson, Joe Barnes and Carolina's third-round selection in 2008 Entry Draft (Evgeny Grachev)... **July 1, 2006** - Signed as a free agent by the New York Rangers... **Aug. 5, 2004** - Signed as a free agent by Carolina... **Jan. 30, 2003** - Acquired by Florida from Anaheim along with Pavel Trnka and Anaheim's fourth-round selection in 2003 Entry Draft (James Pemberton) for Sandis Ozolinsh and Lance Ward ... **June 22, 1996** - Anaheim's second selection (second round, 35th overall) in the 1996 Entry Draft.





MATT CULLEN



CAREER RECORD

SEASON	CLUB	LEAGUE	Regular Season					Playoffs				
			GP	G	A	PTS	PIM	GP	G	A	PTS	PIM
1994-95	Moorhead HS	HS-Minn.	28	47	42	89	78	--	--	--	--	--
1995-96	St. Cloud State	WCHA	39	12	29	41	28	--	--	--	--	--
1996-97	St. Cloud State	WCHA	36	15	30	45	70	--	--	--	--	--
	Baltimore	AHL	6	3	3	6	7	3	0	2	2	0
1997-98	Anaheim	NHL	61	6	21	27	23	--	--	--	--	--
	Cincinnati	AHL	18	15	12	27	2	--	--	--	--	--
1998-99	Anaheim	NHL	75	11	14	25	47	4	0	0	0	0
	Cincinnati	AHL	3	1	2	3	8	--	--	--	--	--
1999-00	Anaheim	NHL	80	13	26	39	24	--	--	--	--	--
2000-01	Anaheim	NHL	82	10	30	40	38	--	--	--	--	--
2001-02	Anaheim	NHL	79	18	30	48	24	--	--	--	--	--
2002-03	Anaheim	NHL	50	7	14	21	12	--	--	--	--	--
	Florida	NHL	30	6	6	12	22	--	--	--	--	--
2003-04	Florida	NHL	56	6	13	19	24	--	--	--	--	--
2004-05	SG Cortina	Italy	36	27	33	60	64	18	8	14	22	32
2005-06	Carolina	NHL	78	25	24	49	40	25	4	14	18	12
2006-07	NY Rangers	NHL	80	16	25	41	52	10	1	3	4	6
2007-08	Carolina	NHL	59	13	36	49	32	--	--	--	--	--
2008-09	Carolina	NHL	69	22	21	43	20	18	3	3	6	14
2009-10	Carolina	NHL	60	12	28	40	26	--	--	--	--	--
	Ottawa	NHL	21	4	4	8	8	6	3	5	8	0
2010-11	Minnesota	NHL	78	12	27	39	34	--	--	--	--	--
2011-12	Minnesota	NHL	73	14	21	35	24	--	--	--	--	--
2012-13	Minnesota	NHL	42	7	20	27	10	5	0	3	3	2
NHL TOTALS			1073	202	360	562	460	68	11	28	39	34



INTERNATIONAL RECORD

United States

Year	Event	GP	G	A	PTS	PIM
1996	WJC	6	3	1	4	0
1998	WC	6	2	1	3	0
1999	WC	6	1	6	7	4
2003	WC	6	1	1	2	2
2004	WC	9	2	4	6	4
2006	Olympics	0	0	0	0	0

STATISTICAL BREAKDOWN

YEAR	TEAM	PP	SH	GW	S	%	+/-	TF	FW	F%	MIN	H	BS	Shootouts			
														S	G	S%	GDG
1997-98	ANA	2	0	0	75	8.0%	-4	742	338	45.6%	14:15	--	--	--	--	--	--
1998-99	ANA	5	1	1	112	9.8%	-12	1047	499	47.7%	15:31	--	--	--	--	--	--
1999-00	ANA	1	0	1	137	9.5%	5	1247	556	44.6%	16:54	--	--	--	--	--	--
2000-01	ANA	4	0	1	159	6.3%	-23	1478	710	48.0%	18:14	--	--	--	--	--	--
2001-02	ANA	3	1	4	164	11.0%	-1	1283	660	51.4%	17:00	--	--	--	--	--	--
2002-03	ANA	1	0	1	77	9.1%	-4	271	137	50.6%	14:18	--	--	--	--	--	--
	FLA	2	1	1	54	11.1%	-4	423	200	47.3%	14:43	--	--	--	--	--	--
2003-04	FLA	1	0	2	75	8.0%	-2	735	372	50.6%	14:12	--	--	--	--	--	--
2005-06	CAR	8	0	5	214	11.7%	4	583	304	52.1%	16:26	26	33	9	6	.667	2
2006-07	NYR	2	3	2	217	7.4%	0	1134	619	54.6%	17:09	61	45	8	3	.375	2
2007-08	CAR	8	0	1	137	9.5%	2	649	364	56.1%	16:52	33	30	3	2	.667	0
2008-09	CAR	4	2	2	139	15.8%	11	884	457	51.7%	16:48	41	44	5	0	.000	0
2009-10	CAR	1	2	1	137	8.8%	0	898	441	49.1%	19:01	63	33	3	0	.000	0
	OTT	1	0	1	58	6.9%	-7	223	131	58.7%	17:58	12	15	0	0	.000	0
2010-11	MIN	5	4	2	150	8.0%	-14	843	473	56.1%	18:01	39	36	3	1	.333	0
2011-12	MIN	4	0	0	164	8.5%	-10	1178	627	53.2%	18:56	46	39	16	7	.438	3
2012-13	MIN	0	0	0	79	8.9%	9	448	245	54.7%	15:53	18	18	3	3	1.000	2
TOTALS		52	14	25	2148	9.4%	-50	14066	7133	50.7%	16:44	339	293	50	22	.440	9

CAREER HIGHLIGHTS

MOST GOALS, GAME:

3 - Feb. 22, 2009 vs. Colorado

MOST ASSISTS, GAME:

4 - Dec. 15, 2002 vs. Pittsburgh

MOST POINTS, GAME:

4 - twice, last (4a) Dec. 15, 2002 vs. Pittsburgh

MOST PIM, GAME:

6 - twice, last March 8, 2003 vs. Buffalo

MOST SHOTS, GAME:

9 - twice, last Nov. 3, 2011 vs. Vancouver

LONGEST GOAL-SCORING STREAK:

4 - (5g) Oct. 22-28, 2005

LONGEST ASSIST STREAK:

8 - (11a) Oct. 22-Nov. 8, 2007

LONGEST POINT-SCORING STREAK:

8 - (1g-11a) Oct. 22-Nov. 8, 2007

CAREER HAT TRICKS:

1 - Feb. 22, 2009 vs. Colorado

CAREER PENALTY SHOTS:

3 - Nov. 4, 2001 Atlanta (Hnilecka): No Goal;
Feb. 5, 2009 at San Jose (Nabokov): Goal;
Dec. 31, 2011 vs. Phoenix (McElhinney): Goal

CAREER OVERTIME POINTS:

8 - (1g-7a)

FIRST NHL GAME:

Oct. 28, 1997 at Toronto

FIRST NHL GOAL:

Jan. 21, 1998 vs. Florida (Kevin Weekes)

FIRST GAME AS A PREDATOR:

None

FIRST GOAL AS A PREDATOR:

None



RYAN ELLIS

RYAN ELLIS

(RIGH-uhn EHL-lis)
Defense

SHOOTS: Right

HEIGHT: 5-10

WEIGHT: 179

DOB: January 3, 1991

BIRTHPLACE: Hamilton, Ontario

HOMETOWN: Freelon, Ontario

ACQUIRED

June 26, 2009 - Nashville's first choice, 11th overall (first round), in the 2009 Entry Draft.

VERSUS THE NHL

	GP	G	A	PTS	PIM
ANA	0	0	0	0	0
ANA	0	0	0	0	0
BOS	0	0	0	0	0
BUF	0	0	0	0	0
CGY	1	0	0	0	0
CAR	1	1	1	2	0
CHI	4	1	3	4	0
COL	4	1	1	2	0
CBJ	2	0	1	1	0
DAL	1	0	0	0	0
DET	3	0	0	0	4
EDM	1	0	0	0	0
FLA	0	0	0	0	0
L.A.	1	0	0	0	0
MIN	2	0	0	0	0
MTL	0	0	0	0	0
NSH	--	--	--	--	--
N.J.	0	0	0	0	0
NYI	1	0	1	1	0
NYR	1	0	0	0	0
OTT	1	0	0	0	0
PHI	2	0	0	0	0
PHX	1	0	1	1	0
PIT	0	0	0	0	0
STL	3	0	0	0	0
S.J.	1	0	0	0	0
T.B.	0	0	0	0	0
TOR	0	0	0	0	0
VAN	1	0	0	0	0
WSH	0	0	0	0	0
WPG	1	0	0	0	0

2012-13: Appeared in Nashville's first 31 games of the regular season, before being assigned to Milwaukee on March 22. Played one more NHL game - on April 4 vs. Columbus - logging a career high 20:11 and putting a personal best four shots on goal... Posted 14 points (5g-9a) in 32 games with Milwaukee from October-January, and after his March reassignment.

2011-12: Began the season with Milwaukee (AHL), before being recalled to Nashville on Dec. 26. Spent the remainder of the campaign at the NHL level with the exception of a three-game stint with the Admirals from Feb. 24-27... One of only three NHL rookie defensemen to post multiple power-play (2) and game-winning goals (2)... Tied for seventh among rookie blueliners in plus/minus rating (+5)... The Predators went 22-8-2 with him in the lineup... Named to the 2012 AHL All-Star Classic, but did not participate due to his recall... At the time of his recall (Dec. 26), he was tied for ninth among AHL defensemen, and tied for first among rookie blueliners, in points (4g-13a-17pts, 26gp). **PLAYOFFS:** Made his Stanley Cup Playoff debut in Game Three of the Western Conference Quarterfinals vs. Detroit.

AMATEUR: The third defenseman in Ontario Hockey League history to record 300 career points (73g-241a-314pts, +145, 207 PIMs, 226 gp), joining Rick Corrieau (329) and Denis Potvin (330)... Finished junior career ranked second all-time in Windsor Spitfires scoring behind Bill Bowler (467)... Named 2011 Canadian Hockey League Player and Defenseman of the Year... Won the 2011 Red Tilson Trophy awarded to the OHL's Most Outstanding Player of the Year, the 2011 Max Kaminsky Trophy for the second time in three years as the League's Most Outstanding Defenseman of the Year and the Mickey Renaud Captain's Trophy for leadership on and off the ice... The third player to win the Kaminsky Award twice (Denis Potvin, Bryan Berard)... The fourth defenseman in the 67-year history of the Red Tilson Trophy to win the award... Named an OHL First Team All-Star for the second time in three seasons in 2010-11... Named Best Offensive Defenseman for the third straight year in the 2011 Western Conference Coaches Poll. Also finished first in voting in the Smartest Player and Hardest Shot categories, and third in the Top Penalty Killer category... Became the first OHL defenseman in 17 years to post more than 100 points in a season (24g-77a) in 2010-11... Led the OHL in points per game (1.74) and finished tied for fourth in overall points in 2010-11... Captained Team OHL in the 2010 Subway Super Series in November 2010... Tied for fourth in 2011 OHL Playoff assists, while leading all defensemen and tying for seventh overall in points (6g-13a-19pts)... Became the seventh player to represent Canada at three straight World Junior Championships in 2011, earning a silver medal for the second straight tournament while serving as team captain... The fourth Canadian ever to win three medals at the WJC, and with 25 points (5g-20a) in three tournaments, became the all-time

leading defensive scorer in the history of the event... Named Best Defenseman, a tournament All-Star and one of Canada's three best players at the 2011 World Juniors... Led all 2011 tournament defensemen in points (10), tied for first in goals, and ranked second in assists (7)... Also ranked fourth among all skaters in points and tied for third in assists at the 2011 WJC... Won the Memorial Cup with the Windsor Spitfires for the second consecutive season in 2009-10... Tied for the 2010 Memorial Cup lead in assists (5), and ranked second among tournament defensemen in points (5a)... Named a 2010 Second-Team OHL All-Star... Served as captain for the Western Conference at the 2010 OHL All-Star Classic and for Team OHL in the 2009 Subway Super Series... Helped Windsor win the 2010 Robertson Cup as OHL Champions for the second consecutive season, posting points in 16-of-19 OHL playoff games to tie for second among all skaters, and rank first among defensemen in points (3g-30a-33pts)... Earned a silver medal at the 2010 World Junior Championships ... Tied for fourth in the 2010 WJC in assists (7), and finished second in defenseman scoring (8)... Helped Windsor win the 2009 Memorial Cup and OHL title... Named to the 2009 Memorial Cup All-Star Team... Led all defensemen and ranked fourth overall in OHL playoff scoring (31) and led all skaters in assists (23)... Won the 2009 Max Kaminsky Trophy as the OHL's most outstanding defenseman... Led all OHL defensemen in points (89), goals (22) and assists (67) in 2008-09... Ranked seventh among all OHL skaters in points, led the league in assists, and ranked second in plus/minus rating (+52) in 2008-09... Participated in the 2009 OHL All-Star Classic and the 2008 ADT Canada/Russia Challenge... Posted an assist and a game-best +3 rating at the 2009 CHL Top Prospects Game... Won a gold medal with Canada at the 2009 World Junior Championships, posting seven points (1g-6a) in six games... Named to the 2008 OHL All-Rookie Team after tying for third among OHL blueliners, and ranking fourth among all rookies in points (15g-48a-63pts) and second among first-year players in assists in 2007-08... 2008 Bobby Smith Award winner as the OHL's scholastic player of the year... Won gold medals with Canada at both the 2008 U-18 World Championships and the 2008 Ivan Hlinka Memorial Tournament... Was a tournament all-star and claimed gold at the 2008 World U-17 Hockey Challenge with Team Ontario.

BACKGROUND: Nickname: "Ellie"... Favorites include Gladiator (movie), BrickTops (Nashville restaurant), University of Oregon's black football jerseys (favorite non-hockey uniform) and Sophia Vergara (actress)... Of any venue, he'd most like to play a game at Wembley Stadium... Says cookies are his guilty pleasure and would consider a lion to be his spirit animal... Has two Labradors: Molly and Max.

TRANSACTIONS: **June 26, 2009** - Nashville's first choice, 11th overall (first round), in the 2009 Entry Draft.



INTERNATIONAL RECORD

Canada

Year	Event	GP	G	A	PTS	PIM
2008	U-18 WC	7	3	4	7	0
2009	WJC	6	1	6	7	0
2010	WJC	6	1	7	8	2
2011	WJC	7	3	7	10	2

CAREER RECORD

SEASON	CLUB	LEAGUE	GP	G	A	PTS	PIM	GP	G	A	PTS	PIM
2007-08	Windsor	OHL	63	15	48	63	51	5	2	3	5	2
2008-09	Windsor	OHL	57	22	67	89	57	26	11	24	35	24
2009-10	Windsor	OHL	48	12	49	61	38	23	3	35	38	20
2010-11	Windsor	OHL	58	24	77	101	61	18	6	13	19	12
	Milwaukee	AHL	--	--	--	--	--	7	1	1	2	2
2011-12	Nashville	NHL	32	3	8	11	4	3	0	0	0	0
	Milwaukee	AHL	29	4	14	18	8	--	--	--	--	--
2012-13	Nashville	NHL	32	2	4	6	15	--	--	--	--	--
	Milwaukee	AHL	32	5	9	14	18	4	0	0	0	0
NHL/PREDATORS TOTALS			64	5	12	17	19	3	0	0	0	0

STATISTICAL BREAKDOWN

														Shootouts			
YEAR	TEAM	PP	SH	GW	S	%	+/-	TF	FW	F%	MIN	H	BS	S	G	S%	GDG
2011-12	NSH	2	0	2	34	8.8%	5	0	0	0.0%	14:49	30	37	1	0	.000	0
2012-13	NSH	2	0	0	48	4.2%	-2	0	0	0.0%	16:22	22	29	1	0	.000	0
TOTALS		4	0	2	82	6.1%	3	0	0	0.0%	15:36	52	66	2	0	.000	0

CAREER HIGHLIGHTS

MOST GOALS, GAME:

1 - five times, last Feb. 5, 2013 at St. Louis

MOST ASSISTS, GAME:

1 - 12 times, last Feb. 14, 2013 vs. Phoenix

MOST POINTS, GAME:

2 - four times, last (1g-1a) Feb. 5, 2013 at St. Louis

MOST PIM, GAME:

5 - March 12, 2013 at Dallas

MOST SHOTS, GAME:

4 - April 4, 2013 vs. Columbus

LONGEST GOAL-SCORING STREAK:

2 - (2g) Jan. 7-10, 2012

LONGEST ASSIST STREAK:

2 - four times, last (2a) Feb. 12-14, 2013

LONGEST POINT-SCORING STREAK:

2 - four times, last (2a) Feb. 12-14, 2013

CAREER HAT TRICKS:

None

CAREER PENALTY SHOTS:

None

CAREER OVERTIME POINTS:

1 (1a)

FIRST NHL GAME:

Dec. 26, 2011 vs. Detroit

FIRST NHL GOAL:

Jan. 7, 2012 vs. Carolina (Justin Peters)

FIRST GAME AS A PREDATOR:

Dec. 26, 2011 vs. Detroit

FIRST GOAL AS A PREDATOR:

Jan. 7, 2012 vs. Carolina (Justin Peters)



MIKE FISHER

MIKE FISHER
(MIGHK FIH-shuhr)
Center

SHOOTS: Right
HEIGHT: 6-1
WEIGHT: 209
DOB: June 5, 1980
BIRTHPLACE: Peterborough,
Ontario
HOMETOWN: Peterborough,
Ontario

ACQUIRED
February 10, 2010 -
Acquired by Nashville from
Ottawa for a first-round
selection in the 2011 Entry
Draft (Stefan Noesen) and a
third-round selection in the
2012 Entry Draft (Jarrod
Maidens).

2012-13: Ranked third on the team in goals (10), and tied for third in points (21)... Led all team forwards in average ice time (19:27), the second highest total of his career and highest since 2007-08 (19:45)... Tied for the team lead in plus/minus rating (+6)... Ranked seventh among NHL forwards in blocked shots (46)... Ranked second among Nashville forwards and third on the team in hits (67)... Notched 11 points (6g-5a) in his final 12 games of the season, including an eight-game point streak from March 14-28 (5g-4a), the longest by a Predator in 2012-13, and one game shy of tying a career best... Suited up for his 800th career game on March 12 at Dallas... Scored his 200th career goal to force overtime in a 5-4 victory over Dallas on Feb. 25... Missed nine games between March 30-April 23 due to injury... A full-time alternate captain in 2012-13.

2011-12: Winner of the 2012 NHL Foundation Award, which recognizes a player who applies the core values of hockey - commitment, perseverance and teamwork - to enrich the lives of people in his community... Received the seventh-most votes for the Selke Trophy... Fell one goal (24), one

assist (27) and two points (51) shy of career highs in each category. Ranked second on the team in goals, and third in points... Led the team and tied for 11th in the League, in game-winning goals (7)... Posted a career high in shooting percentage (15.3)... Nashville posted a 16-1-3 record when he scored... Amassed a team-high 24 of his 27 assists on home ice, and paced the team in home points (11g-24-35pts)... Tied for eighth among NHL forwards in blocked shots (76)... Led Nashville forwards in average ice time (19:17)... Posted a +11 rating, second-best among Predator forwards... Paced the team in points after the turn of the calendar, with 36 (17g-19a) in 42 games... Posted his 400th career point with an assist against Los Angeles on March 6... Notched his 200th career assist with his third of the game vs. Carolina on Jan. 7... Missed nine games due to injury/illness, including the first seven of the season due to offseason surgery. **PLAYOFFS:** Tied for second on the team in assists (3), and tied for fourth in points (4)... Led the team in hits (33) face-offs taken (189)... Paced all Nashville forwards in average ice time (20:53).

2010-11: Played a career-high 82 games split between Ottawa (55) and Nashville (27)... Set a career high, and led NHL forwards, in blocked shots (89)... Nashville posted a 15-8-4 record after his acquisition... Ranked second among Nashville forwards in average ice time after his joining the team (18:15)... Recorded an assist in his Predators debut on Feb. 12 vs. Colorado... Was tied for the Ottawa team lead in goals (14) at the time of his departure. **PLAYOFFS:** Ranked third on the team in points (3g-4a-7pts)... Paced the club in points (3g-3a-6pts) during the WCQ series victory over Anaheim... Posted a playoff career-high three points (2g-1a) in Game One at Anaheim.

CAREER NOTES: Set career highs in goals (25), assists (28) and points (53) in **2009-10**... Led the Senators in goals and ranked third in points during his last full season with the club... Set a career high in power-play goals (10) in 2009-10, ranking second on the Sens... Tied for 10th in the NHL in game winners (6), and tied for the League lead in overtime goals (3) in 2009-10... Set career highs in face-offs won/taken (679/1307) and winning percentage (52.1) in 2009-10... Ranked 15th in the NHL in hits (209) and was fifth among League forwards in blocked shots (80) in 2009-10... Earned a silver medal while representing Canada at the 2009 World Championships... Led Ottawa in shorthanded goals (2) and shootout deciding markers (2) in **2008-09**... Ranked 14th in the NHL in hits (211) in 2008-09... Ranked seventh in the NHL in hits with a career high (234), and fourth among forwards in blocked shots (78), in **2007-08**... Established career highs in shots (215), average ice time (19:45) and penalty minutes (82) in 2007-08... Scored his 100th NHL goal on Dec. 12, 2007 at Carolina... Missed the 2008 playoffs due to injury... Ranked fourth among NHL forwards in blocked shots (78), and seventh at the position in hits (195) in **2006-07**... Posted 10 points (5g-5a) in 20 games while helping Ottawa reach the 2007 Stanley Cup Finals... Ranked second in the 2007 postseason in hits (73) and ninth in shots (54)... A finalist for the Selke Trophy as the NHL's top defensive forward after tying for third in the NHL in shorthanded points (4g-3a-7pts) and setting a career high in plus/minus rating (+23) in **2005-06**... Paced the Senators in hits (33) during the 2006 Stanley Cup Playoffs... Ranked fourth on EV Zug (Switzerland) in points (9g-18a-27pts) during the **2004-05** campaign despite appearing in only 21 of the club's 44 regular-season games... Made his Team Canada debut at the 2005 World Championships, earning a silver medal... Ottawa's nominee for the 2004 Masterton Memorial Trophy... Missed 58 games in **2003-04** following off-season surgery... His lone goal in the 2004 playoffs was the overtime winner in Game Six of Ottawa's ECQ series vs. To-

VERSUS THE NHL WITH PREDATORS

	GP	G	A	PTS	PIM	GP	G	A	PTS	PIM
ANA 14	3	1	4	7		5	1	0	1	5
BOS 48	9	8	17	47		2	1	0	1	2
BUF 54	8	24	32	48		2	0	0	0	2
CGY 19	1	4	5	10		4	0	1	1	0
CAR 34	12	24	32			2	0	3	3	2
CHI 15	4	4	8	10		6	2	4	6	6
COL 19	2	9	11	19		6	1	4	5	6
CBJ 14	9	3	12	6		8	6	2	8	0
DAL 16	5	5	10	4		5	2	1	3	4
DET 17	2	6	8	10		8	0	2	2	4
EDM 17	2	5	7	8		5	0	2	2	4
FLA 33	13	25	25			1	1	0	1	2
L.A. 15	5	1	6	9		5	1	1	2	0
MIN 13	2	4	6	6		3	0	0	0	0
MTL 52	13	15	28	42		1	0	0	0	0
NSH 12	1	4	5	7		--	--	--	--	--
N.J. 31	5	5	10	33		0	0	0	0	0
NYI 34	8	8	16	25		1	0	0	0	2
NYR 29	6	6	12	22		1	0	0	0	0
OTT 1	0	0	0	0		0	1	0	0	0
PHI 37	5	9	14	57		2	1	1	2	0
PHX 12	6	7	13	2		4	1	1	2	0
PIT 34	6	11	17	17		1	0	0	0	0
STL 15	5	3	8	6		6	1	1	2	0
S.J. 16	3	3	6	4		6	0	3	3	2
T.B. 33	12	12	24	21		1	2	1	3	0
TOR 54	21	13	34	57		1	0	2	2	0
VAN 19	10	4	14	14		6	6	2	8	2
WSH 33	10	11	21	28		2	0	2	2	0
WPG 34	8	6	14	25		2	1	1	2	0



ronto... Helped Ottawa reach the Eastern Conference Finals in **2002-03**... One of just nine players in the 2003 postseason to record a shorthanded and game-winning goal. The game winner came in Game Five of the ECS vs. Philadelphia, sending the Senators to the conference finals... Tied for sixth in the NHL in shorthanded goals (3) in **2001-02**... Participated in the 2002 YoungStars Game during All-Star Weekend, recording an assist... Three of his seven goals in **2000-01** were game winners... Made NHL playoff debut in Game One of the Ottawa's ECO series against Toronto on April 13, 2001... Missed the final 45 games of his rookie campaign in **1999-2000** after suffering a knee injury on Dec. 30, 1999 vs. Boston... Recorded his first NHL point/assist on Oct. 21, 1999 vs. Colorado, then created his first career multi-point/assist performance with another helper later in the game.

AMATEUR: Captained the Sudbury Wolves during his second season with the club in 1998-99... Ranked fifth in the OHL in points (41g-65a-106pts), tied for sixth in assists and tied for third in shorthanded goals (5) in 1998-99... Sudbury's nominee for the OHL's most gentlemanly player award in 1999... Tied the Sudbury franchise record for points in a game with seven on Dec 18, 1998 vs. Barrie... Ranked seventh among OHL rookies in goals, and tied for ninth in points (24g-25a-49pts) with Sudbury in 1997-98... Posted 56 points (26g-30a) in 51 games in his final season with his hometown Peterborough Jr. Petes (OPJHL) in 1996-97.

BACKGROUND: Nickname "Fish"... An avid outdoorsman who says his greatest catches were a 100-pound marlin and a grizzly bear. Enjoys hunting, fishing and adventure sports... On Twitter: @mikefisher1212... Works closely with Room In the Inn, a full-service homeless facility located a few blocks from Bridgestone Arena, Cottage Cove Urban Ministries, a Nashville based non-profit organization that serves inner city youth and Rocketown, a local youth outreach facility... Released his first book - Defender of Faith: The Mike Fisher Story in August 2011. Proceeds from the book go to World Vision... Favorites include The Shawshank Redemption (movie), Bass Pro Shop (place to shop), his cottage in Ontario (vacation spot), The Bible (book) and the Toronto Blue Jays (sports team growing up)... Has two dogs - Ace and Penny... Wife - Carrie.

TRANSACTIONS: **Feb. 10, 2011** - Acquired by Nashville from Ottawa for a first-round selection in the 2011 Entry Draft (Stefan Noesen) and a third-round selection in the 2012 Entry Draft (Jarrod Maidens)... **June 27, 1998** - Ottawa's second selection (second round, 44th overall) in the 1998 Entry Draft.





MIKE *FISHER*



STATISTICAL BREAKDOWN

Shootouts

YEAR	TEAM	PP	SH	GW	S	%	+/-	TF	FW	F%	MIN	H	BS	S	G	S%	GDG
1999-00	OTT	0	0	1	49	8.2%	-6	356	170	47.8%	12:57	--	--	--	--	--	--
2000-01	OTT	0	0	3	83	8.4%	-1	709	356	50.2%	11:37	--	--	--	--	--	--
2001-02	OTT	0	3	4	123	12.2%	8	848	413	48.7%	14:05	--	--	--	--	--	--
2002-03	OTT	5	1	3	142	12.7%	13	1077	518	48.1%	15:59	65	9	--	--	--	--
2003-04	OTT	1	0	0	47	8.5%	-3	357	150	42.0%	17:25	--	--	--	--	--	--
2005-06	OTT	2	4	3	150	14.7%	23	883	444	50.3%	17:09	109	46	2	0	.000	0
2006-07	OTT	7	2	3	193	11.4%	15	1191	620	52.1%	18:25	195	78	4	1	.250	0
2007-08	OTT	6	2	4	215	10.7%	-10	1230	618	50.2%	19:45	234	73	2	1	.500	0
2008-09	OTT	1	2	3	182	7.1%	0	1044	535	51.2%	18:29	211	54	5	2	.400	2
2009-10	OTT	10	0	6	212	11.8%	1	1307	679	52.0%	18:58	209	80	5	2	.400	0
2010-11	OTT	3	0	1	132	10.6%	-19	825	399	48.4%	18:25	91	59	1	0	.000	0
	NSH	1	0	1	60	8.3%	2	421	203	48.2%	18:15	44	30	1	0	.000	0
2011-12	NSH	5	0	7	157	15.3%	11	1217	588	48.3%	19:17	116	76	3	0	.000	0
2012-13	NSH	1	0	0	68	14.7%	6	563	275	48.8%	19:27	67	46	2	0	.000	0
TOTALS		42	14	39	1813	11.4%	40	12028	5968	49.6%	17:20	1341	551	25	6	.240	2





INTERNATIONAL RECORD

Canada

Year	Event	GP	G	A	PTS	PIM
2005	WC	9	0	1	1	4
2009	WC	9	2	3	5	14

CAREER RECORD

Regular Season

SEASON	CLUB	LEAGUE	GP	G	A	PTS	PIM
1996-97	Peterborough	OPJHL	51	26	30	56	35
1997-98	Sudbury	OHL	66	24	25	49	65
1998-99	Sudbury	OHL	68	41	65	106	55
1999-00	Ottawa	NHL	32	4	5	9	15
2000-01	Ottawa	NHL	60	7	12	19	46
2001-02	Ottawa	NHL	58	15	9	24	55
2002-03	Ottawa	NHL	74	18	20	38	54
2003-04	Ottawa	NHL	24	4	6	10	39
2004-05	EV Zug	Swiss	21	9	18	27	34
2005-06	Ottawa	NHL	68	22	22	44	64
2006-07	Ottawa	NHL	68	22	26	48	41
2007-08	Ottawa	NHL	79	23	24	47	82
2008-09	Ottawa	NHL	78	13	19	32	66
2009-10	Ottawa	NHL	79	25	28	53	59
2010-11	Ottawa	NHL	55	14	10	24	33
	Nashville	NHL	27	5	7	12	10
2011-12	Nashville	NHL	72	24	27	51	33
2012-13	Nashville	NHL	38	10	11	21	27
NHL TOTALS			812	206	226	432	624
PREDATORS TOTALS			137	39	45	84	70

Playoffs

GP	G	A	PTS	PIM
--	--	--	--	--
9	2	2	4	13
4	2	1	3	4
--	--	--	--	--
4	0	1	1	4
10	2	1	3	0
18	2	2	4	16
7	1	0	1	4
--	--	--	--	--
10	2	2	4	12
20	5	5	10	24
--	--	--	--	--
--	--	--	--	--
6	2	3	5	6
--	--	--	--	--
12	3	4	7	11
10	1	3	4	8
--	--	--	--	--
97	18	21	39	85
22	4	7	11	19

CAREER HIGHLIGHTS

MOST GOALS, GAME:

3 - Dec. 29, 2007 vs. Washington

MOST ASSISTS, GAME:

3 - three times, last Jan. 7, 2012 vs. Carolina

MOST POINTS, GAME:

3 - 13 times, last (1g-2a) Feb. 21, 2012 vs. Vancouver

MOST PIM, GAME:

29 - March 5, 2004 at Philadelphia

MOST SHOTS, GAME:

9 - twice, last Dec. 8, 2008 vs. Florida

LONGEST GOAL-SCORING STREAK:

5 - (5g) Feb. 10-22, 2007

LONGEST ASSIST STREAK:

5 - twice, last (5a) Jan. 1-12, 2008

LONGEST POINT-SCORING STREAK:

9 - (8g-6a) Dec. 23, 2007-Jan. 12, 2008

CAREER HAT TRICKS:

1 - Dec. 29, 2007 vs. Washington (Olaf Kolzig)

CAREER PENALTY SHOTS:

2 - Dec. 5, 2001 at Dallas (Turco): Goal;
Nov. 2, 2010 at Toronto (Giguere): Goal

CAREER OVERTIME POINTS:

13 (7g-6a)

FIRST NHL GAME:

Oct. 2, 1999 at Philadelphia

FIRST NHL GOAL:

Oct. 31, 1999 vs. Atlanta (Damian Rhodes)

FIRST GAME AS A PREDATOR:

Feb. 12, 2011 vs. Colorado

FIRST GOAL AS A PREDATOR:

Feb. 17, 2011 vs. Vancouver (Roberto Luongo)



PAUL GAUSTAD

PAUL GAUSTAD

(PAWL GAW-stad)

Center

SHOOTS: Left

HEIGHT: 6-5

WEIGHT: 220

DOB: February 3, 1982

BIRTHPLACE: Fargo, North Dakota

HOMETOWN: Portland, Oregon

ACQUIRED

Feb. 27, 2012 – Acquired along with a fourth-round pick in the 2013 Entry Draft (Juuse Saros) from Buffalo for a first-round pick in the 2012 Entry Draft (traded to Calgary; Calgary selected Mark Jankowski)

2012-13: Ranked third in the NHL in face-off efficiency (57.7 percent), the fourth straight season he's ranked among the League's Top 10 in the category... Ranked second in even-strength face-off efficiency (59.9 percent) and home face-off winning percentage (62 percent)... Notched his first multi-point/assist performance as a Predator on Feb. 5 at St. Louis, and played in his 500th career game two nights later on Feb. 7 vs. Los Angeles, then scored his first regular-season goal as a Predator and recorded his 600th career penalty minute two nights after that on Feb. 9 at Minnesota... Missed 25 games - including the final 10 of the regular season - due to injury.

2011-12: Ranked sixth in the NHL in face-off efficiency (57.3 percent)... Tied a career high in game-winning goals (3)... Ranked ninth among League forwards in shorthanded time on ice per game (2:45)... Recorded an assist in his Predators debut on March 3 at Florida... Missed 12 games due to injury. **PLAYOFFS:** Ranked seventh in postseason face-off efficiency (60.1 percent)... His first goal as a Predator was Nashville's first

goal of the 2012 Playoffs in a 3-2 win over Detroit in Game One of the WCQ... Led all skaters in average shorthanded ice time (2:55) during the playoffs.

CAREER NOTES: Ranked third in the NHL in face-off percentage (59.8 percent) in **2010-11**... Tied a career high in goals (12) for the third consecutive season and set a career high in game-winning goals (3) in 2010-11... Ranked second on the 2010-11 Sabres in penalty minutes (101)... Recorded his 100th career assist on April 9, 2011 at Columbus... Ranked 10th in 2011 playoff face-off efficiency (54.9 percent)... Represented the United States for the first time in international competition at the 2011 World Championships... Ranked sixth in the NHL in face-off winning percentage (57.4) in **2009-10**... Set career highs in goals (12) and penalty minutes (108) in **2008-09**... Scored his first and only career short-handed goal on March 4, 2009 vs. Montreal... Notched his 100th career point on Feb. 21, 2009 at NY Rangers... Posted career highs in points (36) and assists (26) in **2007-08**... Played in all 82 regular-season contests for the first time in his career in 2007-08... One of just four NHL forwards to amass more than 150 hits (199) and 40

blocked shots (48) in 2007-08, recording career highs in both categories... Posted career highs in shots (137), power-play goals (5) and average ice time (17:09) in 2007-08... Set a personal best in plus/minus rating (+1) in **2006-07**... Ranked fourth among rookie forwards in hits (126) and fifth in blocked shots (41) in **2005-06**... Tied for second in games played by a rookie (18) during Buffalo's run to the 2006 Eastern Conference Finals... Ranked second among rookies in hits (38) during the 2006 playoffs... Helped the Rochester American's to the AHL's best regular-season record (51-19-4-6, 112pts) in **2004-05**... Tied for the Rochester team lead in goals (5) and points (11) during the 2005 AHL playoffs... Ranked second on **2003-04** Amerks in penalty minutes (169)... Tied for eighth in the 2003 AHL playoffs in assists (10)... Tied for eighth in AHL rookie points (53) and second in assists (39) in **2002-03**... The lone Rochester player to appear in all 80 games in 2002-03... Named Rochester's 2003 Unsung Hero and the Booster Club's 2003 Most Improved Player.

AMATEUR: Spent all three seasons of his junior career with his hometown Portland Winterhawks (WHL), recording 135 points (53g-82a) and 480 penalty minutes in 198 games... Voted team MVP by his teammates in 2002-03... Fired the hardest shot in the history of the Winterhawks' Skills Challenge in the 2001 event (97 MPH)... 2001 Western Conference nominee for WHL Humanitarian of the Year in part because of his work with Emmanuel Children's Hospital... Finished second in playoff goals per game (.625) during the 2001 postseason, helping Portland win the Western Conference and advance to the WHL Final... Tied for ninth in the 2001 WHL playoffs in points (10g-6a-16pts)... Named Portland's 2000 Scholastic Player and a finalist for the WHL Scholastic Player of the Year Award.

BACKGROUND: Nickname "Goose"... Favorites include Tanqueria del Sol (Nashville restaurant), Peter Forsberg (player to watch), Minnesota North Stars (non-Predators Jersey in any sport) and Salsa (condiment)... Of any venue, he'd most like to play a game at Wrigley Field... His guilty pleasure is cookies and would consider a bear to be his spirit animal... His first car was a 1979 Golf Rabbit. It was pea green, and a four-speed with no power steering... Has two dogs: a Newfoundland named Gus and a Puggle named Bella... Wife: Danielle.

TRANSACTIONS: **Feb. 27, 2012** – Acquired along with a fourth-round pick in the 2013 Entry Draft (Juuse Saros) from Buffalo for a first-round pick in the 2012 Entry Draft (traded to Calgary; Calgary selected Mark Jankowski). **June 25, 2000** – Buffalo's sixth selection, 220th overall (seventh round), in the 2000 Entry Draft.

VERSUS THE NHL WITH PREDATORS

	GP	G	A	PTS	PIM	GP	G	A	PTS	PIM
ANA	7	1	4	5	33	0	0	0	0	0
BOS	41	5	11	16	50	0	0	0	0	0
BUF	0	0	0	0	0	0	0	0	0	0
CGY	5	0	0	0	5	0	0	0	0	0
CAR	25	2	8	10	34	0	0	0	0	0
CHI	8	1	1	2	4	2	0	1	1	2
COL	6	1	3	4	2	2	0	1	1	0
CBJ	8	1	1	2	8	0	0	0	0	0
DAL	6	2	0	2	9	1	0	0	0	0
DET	11	2	1	3	4	2	0	0	0	2
EDM	4	0	1	1	2	0	0	0	0	0
FLA	26	1	3	4	24	1	0	1	1	0
L.A.	5	1	1	2	5	1	0	0	0	0
MIN	3	0	0	0	0	1	0	0	0	0
MTL	38	5	6	11	52	0	0	0	0	0
NSH	6	0	3	3	20	--	--	--	--	--
N.J.	24	2	5	7	20	0	0	0	0	0
NYI	24	4	6	10	23	0	0	0	0	0
NYR	22	0	7	7	50	0	0	0	0	0
OTT	41	5	7	12	43	0	0	0	0	0
PHI	23	5	8	13	17	0	0	0	0	0
PHX	8	1	3	4	8	1	0	1	1	0
PIT	24	8	4	12	21	0	0	0	0	0
STL	6	0	1	1	0	1	0	0	0	0
S.J.	7	5	1	6	10	1	0	0	0	2
T.B.	26	6	10	16	30	0	0	0	0	0
TOR	38	8	13	21	45	0	0	0	0	0
VAN	4	1	0	1	4	0	0	0	0	0
WSH	22	2	2	4	46	0	0	0	0	0
WPG	25	2	4	6	22	1	0	0	0	0



CAREER HIGHLIGHTS

MOST GOALS, GAME: 2 - six times, last Dec. 9, 2010 vs. San Jose	LONGEST POINT-SCORING STREAK: 4 - (1g-3a) Feb. 19-26, 2009
MOST ASSISTS, GAME: 2 - 10 times, last Feb. 5, 2013 at St. Louis	CAREER HAT TRICKS: None
MOST POINTS, GAME: 3 - three times, last (1g-2a) Jan. 31, 2012 at Montreal	CAREER PENALTY SHOTS: None
MOST PIM, GAME: 27 - Dec. 2, 2006 at Washington	CAREER OVERTIME POINTS: 1 (1g)
MOST SHOTS, GAME: 7 - Dec. 8, 2007 at San Jose	FIRST NHL GAME: March 24, 2003 vs. Colorado
LONGEST GOAL-SCORING STREAK: 3 - twice, last (3g) March 26-29, 2010	FIRST NHL GOAL: Oct. 10, 2005 vs. Pittsburgh (Marc-Andre Fleury)
LONGEST ASSIST STREAK: 3 - (3a) Dec. 10-14, 2007	FIRST GAME AS A PREDATOR: March 3, 2012 at Florida
	FIRST GOAL AS A PREDATOR: Feb. 9 2013 at Minnesota (Niklas Backstrom)

INTERNATIONAL RECORD:

United States

Year	Event	GP	G	A	PTS	PIM
2011	WC	6	0	1	1	4

CAREER RECORD

Regular Season								Playoffs				
SEASON	CLUB	LEAGUE	GP	G	A	PTS	PIM	GP	G	A	PTS	PIM
2000-01	Portland	WHL	70	11	30	41	168	16	10	6	16	59
2001-02	Portland	WHL	72	36	44	80	202	6	3	1	4	16
2002-03	Rochester	AHL	80	14	39	53	137	3	0	0	0	4
	Buffalo	NHL	1	0	0	0	0	--	--	--	--	--
2003-04	Rochester	AHL	78	9	22	31	169	16	3	10	13	30
2004-05	Rochester	AHL	76	18	25	43	192	9	6	5	11	16
2005-06	Buffalo	NHL	78	9	15	24	65	18	0	4	4	14
2006-07	Buffalo	NHL	54	9	13	22	74	7	0	1	1	2
2007-08	Buffalo	NHL	82	10	26	36	85	--	--	--	--	--
2008-09	Buffalo	NHL	62	12	17	29	108	--	--	--	--	--
2009-10	Buffalo	NHL	65	12	10	22	82	6	0	1	1	8
2010-11	Buffalo	NHL	81	12	19	31	101	7	0	2	2	13
2011-12	Buffalo	NHL	56	7	10	17	70	--	--	--	--	--
2012-13	Nashville	NHL	14	0	4	4	6	10	1	1	2	5
	Nashville	NHL	23	2	3	5	20	--	--	--	--	--
NHL TOTALS			516	73	117	190	611	48	1	9	10	42
PREDATORS TOTALS			37	2	7	9	26	10	1	1	2	5

STATISTICAL BREAKDOWN

YEAR	TEAM	PP	SH	GW	S	%	+/-	TF	FW	F%	MIN	H	BS	S	G	S%	GDG
2002-03	BUF	0	0	0	0	0%	0	7	3	42.9%	5:48	1	0	--	--	--	0
2005-06	BUF	0	0	0	113	8%	4	829	433	52.2%	12:07	126	41	0	0	.000	0
2006-07	BUF	3	0	0	75	12%	11	386	204	52.8%	13:19	105	31	0	0	.000	0
2007-08	BUF	5	0	2	136	7.4%	-4	1165	640	54.9%	17:09	199	48	0	0	.000	0
2008-09	BUF	3	1	1	122	9.8%	4	858	452	52.7%	16:06	141	39	0	0	.000	0
2009-10	BUF	3	0	1	111	10.8%	-7	1043	599	57.4%	15:44	112	34	0	0	.000	0
2010-11	BUF	1	0	3	117	10.3%	7	1158	692	59.8%	15:08	128	44	0	0	.000	0
2011-12	BUF	0	0	3	62	11.3%	-1	871	495	56.8%	15:04	99	40	0	0	.000	0
	NSH	0	0	0	13	0%	0	279	164	58.8%	13:30	15	7	0	0	.000	0
2012-13	NSH	0	0	0	35	5.7%	-1	449	268	59.7%	15:13	40	19	0	0	.000	0
TOTALS		15	1	10	784	9.3%	13	7045	3950	56.1%	14:56	966	303	0	0	.000	0



MATT HENDRICKS

MATT HENDRICKS

(MAT HEHN-drihks)

Left Wing

SHOOTS: Left

HEIGHT: 6-0

WEIGHT: 211

DOB: June 17, 1981

BIRTHPLACE: Blaine, Minnesota

HOMETOWN: Blaine, Minnesota

ACQUIRED

July 5, 2013 - Signed as a free agent by Nashville

VERSUS THE NHL

	GP	G	A	PTS	PIM
ANA	7	0	3	3	30
BOS	12	1	2	3	31
BUF	11	1	2	3	2
CGY	5	0	1	1	13
CAR	19	2	0	2	27
CHI	6	1	1	2	12
COL	2	1	0	1	5
CBJ	5	0	0	0	2
DAL	4	0	2	2	20
DET	7	0	3	3	8
EDM	5	1	0	1	4
FLA	18	3	4	7	24
L.A.	5	1	0	1	5
MIN	7	2	0	2	0
MTL	12	1	2	3	18
NSH	4	0	0	0	0
N.J.	11	0	1	1	23
NYI	12	1	0	1	13
NYR	11	2	1	3	20
OTT	10	1	1	2	2
PHI	10	0	2	2	15
PHX	4	0	1	1	5
PIT	10	0	1	1	14
STL	6	1	1	2	12
S.J.	7	0	0	0	4
T.B.	18	1	1	2	24
TOR	10	1	1	2	16
VAN	7	2	0	2	0
WSH	1	0	0	0	0
WPG	17	4	1	5	16

2012-13: Led the Washington Capitals - and ranked 25th in the NHL - in penalty minutes (73) in his third season with the club. Assessed 14 minor and seven major penalties... Won a career-high 56.8 percent of the face-offs he took (147 of 259), his third consecutive season with a face-off winning percentage greater than 50... Ranked third on the Capitals in hits (93), and second among club forwards in blocked shots (31)... Ranked third among Washington forwards in average short-handed time on ice (1:44)... Topped his 78-game goal total from 2011-12 (5), and was just one point shy of his point total (9) in 30 fewer games... Appeared in all 48 of Washington's regular-season games, and seven postseason contests.

CAREER NOTES: Tied for 18th in the League with a career-high 218 hits in **2011-12**... Played a career-high 78 games in 2011-12... Tied for the NHL lead in shootout percentage among skaters taking at least three attempts (83.3) in 2011-12, converting five of six opportunities... Set a career high in average ice time (12:07) in 2011-12... Suited up in all 14 of Washington's 2012 playoff contests, scoring his first career goal in a Game Seven victory of the Eastern Conference Quarterfinals vs. Boston (April 25), and recording his first assist in a win over the New York Rangers in Game Two of the Eastern Conference Semifinals (April 30)... Led the Capitals in hits (61) and face-off efficiency (56 percent) during the 2012 postseason while averaging nearly four minutes more per game than the regular season (16:05 vs. 12:07)... Set career highs in points (25), assists (16) and penalty minutes (110), while tying a personal best in goals (9) in **2010-11**... Led the 2010-11 Capitals in penalty minutes (110), ranked second in hits (169) and tied for third on the club in game-winning goals (3)... Tied for the team lead in shootout percentage (50) in 2010-11, converting two of his four attempts... Suited up for his 200th career NHL contest on March 8, 2012 vs. Tampa Bay... Set a career high in goals (9) and ranked fourth on the Colorado Avalanche in penalty minutes (74) during his rookie season in **2009-10**... His first career shorthanded goal was also his first game-winning marker on Dec. 21, 2009 at Minnesota... Spent the majority of his first season in the Colorado organization with Lake Erie (AHL) in **2008-09**, ranking third on the club in goals (14), points (29) and penalty minutes (71)... Made his NHL debut on March 10, 2009 vs. Atlanta, and picked up 11 penalty minutes - three minor penalties and one major penalty - in his third of four NHL contests on March 25, 2009 vs. Anaheim... One of just four AHLers to score at least 20 goals and post 120 penalty minutes in **2007-08**... Tied for third on the 2007-08 Providence Bruins in goals (22), ranked fourth in points (52) and third

in penalty minutes (121)... Helped the Hershey Bears reach the Calder Cup Finals during the **2006-07** season, ranking second on the team in playoff goals (8)... Spent his first full season at the AHL level with Rochester in **2005-06**, playing on a team that included current NHLers Ryan Miller, Gregory Campbell, Derek Roy, Jason Pominville, Daniel Paille and Clarke MacArthur... Spent the majority of his first professional season with Florida (ECHL) in **2004-05**, being named an American Conference starter for the 2005 ECHL All-Star Game... Played his first 15 AHL games with the Lowell Lock Monsters in 2004-05... Played his first pro game with the Milwaukee Admirals (AHL) upon the completion of his collegiate career in **2003-04**.

AMATEUR: Amassed 112 points (54g-58a) in 153 games at St. Cloud State (WCHA) from 2000-04, finishing his career 14th on the school's all-time Division I scoring list... Served as team captain and was recipient of the Frank Brimsek Award as SCSU MVP during his senior season in 2003-04... Led St. Cloud in goals (18) during his junior season in 2002-03... Helped the Huskies win the 2001 WCHA playoff title as a freshman... Helped Blaine (Minn.) High School claim the 2000 Class AA State Championship, and was one of three finalists for the 2000 Minnesota Mr. Hockey Award... An All-State selection in both 1999 and 2000 after amassing 110 points (46g-64a) in 43 games for the Bengals during his junior and senior seasons... Also played quarterback for the Blaine football team and catcher for the baseball team during high school.

BACKGROUND: On Twitter: @MattHendy26... Has two dogs: Kentucky, a Jack Russell/Cairn Terrier mix, and Lloyd a Great Dane/Black Lab mix... Favorites include The Godfather (movie), Tom Hanks (actor), AC/DC (band), Frank's Red Hot (condiment) and Adam Graves/Dino Ciccarelli (players to watch)... In 20 years, he sees himself "watching my twins graduate from college, being a successful hockey coach, and fishing like it's my job"... Thing he misses most about his hometown is working on the sod farm... Dairy Queen Ice Cream Cake is his guilty pleasure... He and his wife Kim have twins: Gunnar (son) and Lennon (daughter).

TRANSACTIONS: **July 5, 2013** - Signed as a free agent by Nashville... **Sept. 27, 2010** - Signed as a free agent by Washington... **June 24, 2008** - Acquired by Colorado from Boston for Johnny Boychuk... **July 9, 2007** - Signed as a free agent by Boston... **June 25, 2000** - Nashville's fifth choice, 131st overall (fifth round), in the 2000 Entry Draft.



CAREER HIGHLIGHTS

MOST GOALS, GAME:

1 - 27 times, last April 23, 2013 vs. Winnipeg

MOST ASSISTS, GAME:

2 - twice, last Oct. 22, 2011 vs. Detroit

MOST POINTS, GAME:

2 - three times, last (2g-1a) Oct. 22, 2011 vs. Detroit

MOST PIM, GAME:

15 - Feb. 1, 2013 vs. Philadelphia

MOST SHOTS, GAME:

5 - three times, last March 15, 2011 at Montreal

LONGEST GOAL-SCORING STREAK:

2 - twice, last (2g) Jan. 22-26, 2011

LONGEST ASSIST STREAK:

2 - twice, last (2a) March 3-7, 2011

LONGEST POINT-SCORING STREAK:

3 - (1g-2a) Dec. 21-26, 2009

CAREER HAT TRICKS:

None

CAREER PENALTY SHOTS:

None

CAREER OVERTIME POINTS:

None

FIRST NHL GAME:

March 10, 2009 vs. Atlanta

FIRST NHL GOAL:

Oct. 10, 2009 at Chicago (Cristobal Huet)

FIRST GAME AS A PREDATOR:

None

FIRST GOAL AS A PREDATOR:

None

CAREER RECORD

Regular Season

Playoffs

SEASON	CLUB	LEAGUE	GP	G	A	PTS	PIM	GP	G	A	PTS	PIM
1998-99	Blaine	HS-Minn.	22	23	34	57	42	--	--	--	--	--
1999-00	Blaine	HS-Minn.	21	23	30	53	28	--	--	--	--	--
2000-01	St. Cloud State	WCHA	37	3	9	12	23	--	--	--	--	--
2001-02	St. Cloud State	WCHA	42	19	20	39	74	--	--	--	--	--
2002-03	St. Cloud State	WCHA	37	18	18	36	64	--	--	--	--	--
2003-04	St. Cloud State	WCHA	36	13	11	24	32	--	--	--	--	--
	Milwaukee	AHL	1	0	0	0	2	--	--	--	--	--
2004-05	Lowell	AHL	15	1	2	3	10	--	--	--	--	--
	Florida	ECHL	54	24	26	50	94	4	0	0	0	4
2005-06	Rochester	AHL	56	13	14	27	84	2	1	0	1	0
2006-07	Hershey	AHL	65	18	26	44	105	19	8	4	12	18
2007-08	Providence	AHL	67	22	30	52	121	10	0	3	3	6
2008-09	Colorado	NHL	4	0	0	0	13	--	--	--	--	--
	Lake Erie	AHL	43	14	15	29	71	--	--	--	--	--
2009-10	Colorado	NHL	56	9	7	16	74	6	0	0	0	0
2010-11	Washington	NHL	77	9	16	25	110	7	0	0	0	4
2011-12	Washington	NHL	78	4	5	9	95	14	1	1	2	6
2012-13	Washington	NHL	48	5	3	8	73	7	0	0	0	0
NHL TOTALS			263	27	31	58	365	34	1	1	2	10

STATISTICAL BREAKDOWN

Shootouts

YEAR	TEAM	PP	SH	GW	S	%	+/-	TF	FW	F%	MIN	H	BS	S	G	S%	GDG
2008-09	COL	0	0	0	5	0.0%	1	1	0	0.0%	8:30	8	1	0	0	.000	0
2009-10	COL	0	1	1	63	14.3%	1	83	33	39.8%	9:15	92	21	2	1	.500	1
2010-11	WSH	1	0	3	113	8.0%	-2	98	52	53.1%	11:27	169	38	4	2	.500	0
2011-12	WSH	0	0	0	97	4.1%	-6	265	142	53.6%	12:07	219	52	6	5	.833	3
2012-13	WSH	0	0	1	54	9.3%	-6	259	147	56.8%	11:43	93	31	3	1	.333	1
TOTALS		1	1	5	332	8.1%	-12	706	374	53.0%	11:11	581	143	15	9	.600	5



PATRIC HORNQVIST

PATRIC HORNQVIST
(PAT-rikk HOHRN-kvhist)
Right Wing

SHOOTS: Right
HEIGHT: 6-0
WEIGHT: 190
DOB: January 1, 1987
BIRTHPLACE: Sollentuna, Sweden
HOMETOWN: Sollentuna, Sweden

ACQUIRED
July 31, 2005 - Nashville's seventh choice, 230th overall (seventh round), in 2005 Entry Draft.

VERSUS THE NHL

	GP	G	A	PTS	PIM
ANA	15	6	8	14	6
BOS	3	1	2	3	15
BUF	3	0	0	0	2
CGY	13	3	4	7	8
CAR	5	5	1	6	6
CHI	19	5	3	8	18
COL	13	7	6	13	10
CBJ	21	8	2	10	8
DAL	14	3	4	7	4
DET	19	1	4	5	6
EDM	13	6	4	10	4
FLA	6	1	0	1	4
L.A.	14	7	3	10	8
MIN	12	3	3	6	2
MTL	3	0	1	1	0
NSH	--	--	--	--	--
N.J.	3	0	1	1	2
NYI	3	2	0	2	2
NYR	3	0	0	0	0
OTT	3	1	0	1	0
PHI	4	0	1	1	0
PHX	12	6	4	10	2
PIT	3	1	1	2	0
STL	17	4	6	10	6
S.J.	14	5	3	8	0
T.B.	3	2	1	3	4
TOR	3	0	0	0	2
VAN	12	3	2	5	10
WSH	5	0	2	2	0
WPG	5	0	3	3	2

CAREER NOTES: The ninth of 44 players selected with the final pick of an entry draft (modern era, since 1969) and go on to play in the NHL. Is only one of three players picked last overall to play at least 100 NHL games and record at least 150 points... The first Nashville draft pick to score 20-plus goals for the team in three consecutive seasons (2009-12), and the first to record 30 goals for the team.

2012-13: Moved into 10th on the franchise's all-time goals list, and enters 2013-14 nine goals away from three players tied for seventh (J-P Dumont, Greg Johnson, Scott Hartnell; 93)... Scored all four of his goals on the power play, leading the team in the category... Ranked third on the Predators in shots (87) despite playing in half the team's games... Set a career high in average ice time (16:13)... Led club forwards in average power-play ice time (2:48) for the third straight season... Put 12 shots on goal on Feb. 18 vs. Colorado, including a franchise record eight shots in the third. The 12 shots tied for the highest by an NHLer in 2012-13... Missed 24 games total due to injury... Signed a five-year contract through the 2017-18 season on April 30... Began the season with Red Ice (Swiss-2), before transferring to Djurgarden (Sweden-2) in November... Joined Gotteron (Swiss) for the Spengler Cup in late December.

2011-12: Led the team in goals (27) for the second time in three seasons... Ranked second on the team in power-play goals (8)... Tied for the team lead in shots (230), the third straight season he paced the team in the category... Had the lowest average ice time (15:19) among the NHL's 62 25-goal scorers... Tied a franchise record - and for the second longest of the NHL season - with a six-game goal streak (7g) from Oct. 27-Nov. 8... Played in his 200th career game on Nov. 8 at Los Angeles... Missed six games due to injury... Joined Sweden at the 2012 World Championships, playing the nation's final three games of the tournament. **PLAYOFFS:** Tied for second on the team in assists, and fourth in points (1g-3a)... Paced the Predators in shots (36).

2010-11: Ranked second on the team in goals (21)... Tied for third on the team in points (48)... Set career highs in assists (27) and penalty minutes (47)... Paced the club in game-winning goals (5) for the second consecutive season... Tied for second among Nashville skaters in power-play goals (6)... Led Nashville in shots on goal (265)... Collected his 100th career NHL point with an assist on April 2 vs. Detroit... Posted a franchise record, and tied a 2010-11 NHL season high, in shots on goal in a game on Dec. 28 vs. Dallas (14). **PLAYOFFS:** Set franchise records for shots in a playoff season (43) and in a playoff series (29) in the WCQ vs. Anaheim... Recorded points (2g-1a) in three of Nashville's first four postseason games.

2009-10: Became the first Nashville draft pick to score 30 goals for the club, leading the team and registering the fourth-highest total in franchise history (30)... Tied a franchise record and tied for second in the League in game-winning goals (8)... Led the team in power-play goals (10)... Tied for the team lead in points (51)... Set a franchise record for shots in a season (275)... Had the fewest NHL games experience (108) and the lowest average ice time (15:41) among the NHL's Top 20 goal scorers... Paced all Nashville skaters in plus/minus rating (+18)... Played in all four of Sweden's games at the 2010 Olympics in Vancouver... Scored his first Olympic goal in the quarterfinals vs. Slovakia, with his hockey idol, Peter Forsberg, setting the goal up. **PLAYOFFS:** Made his playoff debut in Game One, and posted his first career playoff point/assist in Game Six of the WCQ vs. Chicago.

2008-09: Started the season with the Predators, and was recalled on two other occasions (Feb. 3 and March 17)... Posted his first career assist/multi-point game (2a) on Oct. 25 vs. Los Angeles... Ranked third on the Admirals in goals (17) and tied for fourth on the club in points (35), despite playing only 49 AHL games... Also ranked third on Milwaukee in power-play goals (8) and second in shots (161)... Appeared in all 11 of Milwaukee's 2009 Calder Cup Playoff contests, tying for second on the team in points (8) and goals (4).

EUROPE/AMATEUR: Tied for 12th in the Swedish Elite League and led Djurgarden in goals (18) in 2007-08... Tied for sixth in the league and led his club in power-play goals (11) in 2007-08... Led Sweden and tied for second overall in goals (6) at the 2008 World Championships... Named Rookie of the Year in the Swedish Elite League in 2006-07 after leading junior players with 23 goals. The goal total broke a record previously held by Peter Forsberg for most goals by a junior player in Swedish Elite League history... Tied for Djurgarden team lead in goals and ranked second on the club in scoring (23g-11a-34pts) in 2006-07... Represented Sweden at both the 2007 World Junior Championships and the 2007 World Championships... Played for Sweden at the 2005 U-18 World Championships, earning a bronze medal.

BACKGROUND: Grew up idolizing former Predator Peter Forsberg, and lists tennis star Roger Federer as his favorite athlete in another sport... Other favorites include Spain (vacation spot)... Nickname: "Horny"... Wife: Malin.

TRANSACTIONS: **July 31, 2005** - Nashville's seventh choice, 230th overall (seventh round), in 2005 Entry Draft.



CAREER HIGHLIGHTS

MOST GOALS, GAME:

2 - 12 times, last March 6, 2012 vs. Los Angeles

MOST ASSISTS, GAME:

3 - three times, last Nov. 9, 2011 at Anaheim

MOST POINTS, GAME:

3 - nine times, last (1g-2a) Jan. 21, 2013 vs. St. Louis

MOST PIM, GAME:

15 - March 17, 2011 vs. Boston

MOST SHOTS, GAME:

14 - Dec. 28, 2010 vs. Dallas

LONGEST GOAL-SCORING STREAK:

6 - (7g), Oct. 27-Nov. 8, 2011

LONGEST ASSIST STREAK:

3 - three times, last (3a) April 1-4, 2013

LONGEST POINT-SCORING STREAK:

7 - (7g-4a) Oct. 27-Nov. 9, 2011

CAREER HAT TRICKS:

None

CAREER PENALTY SHOTS:

None

CAREER OVERTIME POINTS:

None

FIRST NHL GAME:

Oct. 10, 2008 at St. Louis

FIRST NHL GOAL:

Oct. 15, 2008 at Dallas (Marty Turco)

FIRST GAME AS A PREDATOR:

Oct. 10, 2008 at St. Louis

FIRST GOAL AS A PREDATOR:

Oct. 15, 2008 at Dallas (Marty Turco)

INTERNATIONAL RECORD

Sweden

Year	Event	GP	G	A	PTS	PIM
2005	U-18 WC	7	1	0	1	2
2007	WJC	7	1	2	3	4
	WC	9	2	4	6	6
2008	WC	9	6	0	6	12
2010	Olympics	4	1	0	1	4
2012	WC	3	0	0	0	4

CAREER RECORD

Regular Season

Playoffs

SEASON	CLUB	LEAGUE	GP	G	A	PTS	PIM	GP	G	A	PTS	PIM
2003-04	Vasby Jr.	Sweden-Jr.	10	7	10	17	30	--	--	--	--	--
	Vasby	Sweden-3	32	8	5	13	26	--	--	--	--	--
2004-05	Vasby	Sweden-3	28	12	12	24	36	--	--	--	--	--
	Djurgarden Jr.	Sweden-Jr.	5	3	0	3	2	--	--	--	--	--
2005-06	Djurgarden Jr.	Sweden-Jr.	4	2	1	3	2	4	1	2	3	2
	Djurgarden	Sweden	47	5	2	7	36	--	--	--	--	--
2006-07	Djurgarden	Sweden	49	23	11	34	38	--	--	--	--	--
	Djurgarden Jr.	Sweden-Jr.	--	--	--	--	--	7	2	5	7	14
2007-08	Djurgarden	Sweden	53	18	12	30	58	5	0	1	1	6
2008-09	Nashville	NHL	28	2	5	7	16	--	--	--	--	--
	Milwaukee	AHL	49	17	18	35	44	11	4	4	8	6
2009-10	Nashville	NHL	80	30	21	51	40	2	0	1	1	4
2010-11	Nashville	NHL	79	21	27	48	47	12	2	1	3	6
2011-12	Nashville	NHL	76	27	16	43	28	10	1	3	4	2
2012-13	Nashville	NHL	24	4	10	14	14	--	--	--	--	--
	Djurgarden	Sweden-2	10	2	3	5	6	--	--	--	--	--
	Red Ice	Swiss-2	9	7	7	14	8	--	--	--	--	--
NHL/PREDATORS TOTALS			287	84	79	163	145	24	3	5	8	12

STATISTICAL BREAKDOWN

Shootouts

YEAR	TEAM	PP	SH	GW	S	%	+/-	TF	FW	F%	MIN	H	BS	S	G	S%	GDG
2008-09	NSH	0	0	0	54	3.7%	-3	5	1	20.0%	11:23	20	13	0	0	.000	0
2009-10	NSH	10	0	8	275	10.9%	18	18	5	27.8%	15:41	69	26	3	0	.000	0
2010-11	NSH	6	0	5	265	7.9%	11	45	22	48.9%	15:43	86	36	0	0	.000	0
2011-12	NSH	8	0	3	230	11.7%	9	9	6	66.7%	15:19	62	28	0	0	.000	0
2012-13	NSH	4	0	1	87	4.6%	-1	2	1	50.0%	16:13	29	9	1	0	.000	0
TOTALS		28	0	17	911	9.2%	34	77	35	45.5%	15:13	266	112	4	0	.000	0



CARTER *HUTTON*

CARTER HUTTON

(KAHR-tuhr HUH-ut uhn)
Goaltender

CATCHES: Left

HEIGHT: 6-1

WEIGHT: 195

DOB: December 19, 1985

BIRTHPLACE: Thunder Bay, Ontario

HOMETOWN: Thunder Bay, Ontario

ACQUIRED

July 5, 2013 - Signed as a free agent by Nashville

VERSUS THE NHL

	GP	W	L	O/T	SO	GA	GAA
ANA	0	0	0	0	0	0	0.00
BOS	0	0	0	0	0	0	0.00
BUF	0	0	0	0	0	0	0.00
CGY	0	0	0	0	0	0	0.00
CAR	0	0	0	0	0	0	0.00
CHI	0	0	0	0	0	0	0.00
COL	0	0	0	0	0	0	0.00
CBJ	0	0	0	0	0	0	0.00
DAL	0	0	0	0	0	0	0.00
DET	0	0	0	0	0	0	0.00
EDM	0	0	0	0	0	0	0.00
FLA	0	0	0	0	0	0	0.00
L.A.	0	0	0	0	0	0	0.00
MIN	0	0	0	0	0	0	0.00
MTL	0	0	0	0	0	0	0.00
NSH	0	0	0	0	0	0	0.00
N.J.	0	0	0	0	0	0	0.00
NYI	0	0	0	0	0	0	0.00
NYR	0	0	0	0	0	0	0.00
OTT	0	0	0	0	0	0	0.00
PHI	0	0	0	0	0	0	0.00
PHX	0	0	0	0	0	0	0.00
PIT	0	0	0	0	0	0	0.00
STL	1	0	1	0	0	3	3.05
S.J.	0	0	0	0	0	0	0.00
T.B.	0	0	0	0	0	0	0.00
TOR	0	0	0	0	0	0	0.00
VAN	0	0	0	0	0	0	0.00
WSH	0	0	0	0	0	0	0.00
WPG	0	0	0	0	0	0	0.00

2012-13: Made his NHL debut on April 27, stopping 25-of-28 shots at St. Louis... Ranked fifth in the AHL in games played (51), and tied for fifth in wins (26) in his second season with Rockford... Registered a season-long six-game win streak from Feb. 16 to March 8 ... Posted a 5-3-0 record with a 2.00 goals and a .935 save percentage against Nashville's primary developmental affiliate, the Milwaukee Admirals.

CAREER NOTES: Named Rockford's most valuable player of the **2011-12** season after setting a franchise record for lowest goals-against average (2.35) and tying the club mark in save percentage (.917)... Ranked among the AHL's Top 15 goaltenders in games played (43), wins (22) and goals-against average in 2011-12... Spent his rookie professional season with Worcester (AHL) in **2010-11**... Saw 51 shots, stopping 47 of them, in his 2010-11 season debut on Oct. 16, 2010 vs. Norfolk... Played his first four professional games upon the completion of his collegiate career with Adirondack (AHL) in **2009-10**... Earned his first AHL win on March 21, 2010 at Hershey after making his Phantoms debut 24 hours earlier at Norfolk.

AMATEUR: Played four seasons at UMass-Lowell (Hockey East) from 2006-10, ending his collegiate career as the school's all-time leader in goals-against average (2.33), save percentage (.913) and shutouts (10)... A 2010 Hockey East

Second-Team All-Star and Bauer Goaltender Champion after ranking third among NCAA goaltenders in save percentage (.928) and fourth in goals-against average (2.04)... Also a New England Hockey Writer's Division I All-Star and team MVP his senior season in 2009-10... Allowed two goals or fewer in 13 of his 18 starts as a junior in 2008-09, finishing ninth in the nation in goals-against average (2.06)... Named to the Hockey East All-Academic Team as a sophomore in 2007-08... Won back-to-back Superior International Junior Hockey League titles in 2005 and 2006 as a member of the Fort William North Stars, posting a career record of 43-1-0 with a 1.72 goals-against average, a .926 save percentage and 12 shutouts... Named SIJHL Best Goaltender in 2005-06... Began his SIJHL career with the K&A 1st Nations Golden Hawks in 2003-04.

BACKGROUND: On Twitter: @CarterHutton... Favorites include Florida/Georgia Line (band), Leonardo DiCaprio (actor), Oakland Raiders (non-hockey uniform) and Martin Brodeur (player to watch)... Rule he'd most like to see changed in the game is getting rid of the trapezoid behind the net... Is most afraid of heights, and considers chocolate his guilty pleasure.

TRANSACTIONS: **July 5, 2013** - Signed as a free agent by Nashville... **Feb. 24, 2012** - Signed as a free agent by Chicago... **June 1, 2010** - Signed as a free agent by San Jose.





CAREER HIGHLIGHTS

LONGEST WIN STREAK:

None

MOST SHOTS FACED, GAME:

28 - (25 saves) April 27, 2013 at St. Louis

FIRST NHL GAME:

April 27, 2013 at St. Louis

FIRST NHL WIN:

None

FIRST NHL SHUTOUT:

None

FIRST GAME AS A PREDATOR:

None

FIRST SHUTOUT AS A PREDATOR:

None

SHUTOUTS

No	Date	Saves	Score	Year	G	A	PTS	PIM	SA	GA	SV%	W	L	SA	GA	SV%
NONE				2012-13	0	0	0	0	28	3	.893	0	0	0	0	.000
TOTALS					0	0	0	0	28	3	.893	0	0	0	0	.000

SHOOTOUTS

CAREER RECORD

Regular Season

Playoffs

Season	Club	League	GP	W	L	O/T	Mins.	GA	SO	Avg.	GP	W	L	Mins.	GA	SO	Avg.
2005-06	Fort William	SIJHL	36	33	1	0	2053	63	10	1.84	15	12	3	928	36	2	2.33
2006-07	U. Mass.-Lowell	H-East	19	3	10	5	1097	52	1	2.84	--	--	--	--	--	--	--
2007-08	U. Mass.-Lowell	H-East	20	7	11	2	1187	49	2	2.48	--	--	--	--	--	--	--
2008-09	U. Mass.-Lowell	H-East	19	9	8	1	1106	38	3	7.57	--	--	--	--	--	--	--
2009-10	U. Mass.-Lowell	H-East	27	13	12	2	1614	55	4	2.04	--	--	--	--	--	--	--
	Adirondack	AHL	4	1	2	1	244	11	0	2.70	--	--	--	--	--	--	--
2010-11	Worcester	AHL	22	11	7	2	1174	59	2	3.02	--	--	--	--	--	--	--
2011-12	Toledo	ECHL	14	7	7	0	819	43	0	3.15	--	--	--	--	--	--	--
	Rockford	AHL	43	22	13	4	2372	93	3	2.35	--	--	--	--	--	--	--
2012-13	Rockford	AHL	51	26	22	1	2908	132	2	2.72	--	--	--	--	--	--	--
	Chicago	NHL	1	0	1	0	59	3	0	3.05	--	--	--	--	--	--	--
NHL TOTALS			1	0	1	0	59	3	0	3.05	--	--	--	--	--	--	--



ROMAN JOSI

ROMAN JOSI

(ROH-man YO-see)
Defense

SHOOTS: Left

HEIGHT: 6-1

WEIGHT: 198

DOB: June 1, 1990

BIRTHPLACE: Bern, Switzerland

HOMETOWN: Bern, Switzerland

ACQUIRED

June 21, 2008 – Nashville's third choice, 38th overall (second round), in 2008 Entry Draft.

VERSUS THE NHL

	GP	G	A	PTS	PIM
ANA	1	1	0	1	0
BOS	1	0	0	0	0
BUF	1	0	1	1	0
CGY	3	0	1	1	2
CAR	2	0	1	1	2
CHI	4	0	0	0	2
COL	4	1	3	4	0
CBJ	4	1	1	2	0
DAL	4	0	0	0	0
DET	6	0	0	0	0
EDM	1	0	0	0	2
FLA	1	0	0	0	0
L.A.	2	1	1	2	0
MIN	3	0	0	0	0
MTL	0	0	0	0	0
NSH	--	--	--	--	--
N.J.	0	0	0	0	0
NYI	1	0	0	0	0
NYR	1	0	0	0	0
OTT	1	0	0	0	0
PHI	2	0	0	0	0
PHX	1	0	0	0	0
PIT	0	0	0	0	0
STL	4	1	1	2	4
S.J.	1	0	2	2	2
T.B.	0	0	0	0	0
TOR	0	0	0	0	0
VAN	3	0	0	0	0
WSH	1	0	0	0	0
WPG	0	0	0	0	0

2012-13: Ranked sixth on the team in points (5g-13a-18pts), topping his 52-game total from his rookie campaign in 2011-12... Tied for third on the team in assists... Led the team in ice time on nine occasions in 2012-13, and saw his average ice time go up by more than five minutes from his rookie campaign (from 18:23 to 23:31)... Ranked 19th in the NHL in total minutes played (1,129:25)... One of three Preds to appear in all 48 of the team's games... Four of his five goals were scored in the final 7:30 of regulation/overtime... Posted 11 points (2g-9a) in the final 20 games of 2012-13, including a career-high five-game point streak from March 15-23 (2g-6a-8pts)... Played in his 100th career NHL game in the 2012-13 season finale on April 27 at Columbus... Posted the first four-point outing (2g-2a) of his career on Feb. 25 vs. Dallas including his first career game-winning goal in overtime. It was the fifth time in franchise history a defenseman has posted four or more points in a game, and his second-career multi-point effort... Played with his hometown team, SC Bern from September-January, posting 17 points (6g-11a) in 26 games... The first Swiss player to be named Most Valuable Player, Best Defenseman and a tournament All-Star at the World Championships... Helped Switzerland to a silver medal at the 2013 World Championships, the nation's first medal in 60 years... Led all tournament defensemen in goals (4) and points (9) at the World Championships... Led Switzerland in points and average ice time (20:08).

2011-12: Posted four points (1g-3a) in five games with Milwaukee (AHL) from Nov. 12-20 before being recalled permanently on Nov. 25... Tied for fourth among rookie defensemen in goals (5), and seventh in points (16)... Also ranked fourth among first-year skaters in blocked shots (98)... Nashville went 34-15-3 with him in the lineup vs. 14-11-5 without him... Tallied his first multiple-point game (2a) against San Jose on Feb. 25... Missed the first month of the regular season due to an injury sustained in training camp... Joined Switzerland at the 2012 World Championships, recording an assist while playing in the team's final three games of the tournament. **PLAYOFFS:** Tied for the team lead in penalty minutes (10)... Ranked second among rookies in average ice time (18:47).

2010-11: One of just three American Hockey League rookie defensemen to post at least 40 points (6g-34a-40pts) during his first North American season with Milwaukee... Tied for 11th among AHL blueliners, and led the Admirals, in assists... Ranked fourth among AHL defensemen and paced the Admirals in shots on goal (182), and tied for fifth at the position in power-play assists (22)... Led all AHL defenders in shootout goals (4) and attempts (10). Also tied for the Milwaukee team lead in shootout attempts... Led the Admirals in power-play points (3g-22a-25pts)... Ranked ninth among AHL blueliners in 2011 Calder Cup Playoff

points (1g-6a-7pts) despite playing in only two of a possible four rounds... Tied for the Milwaukee team lead in power-play points (1g-3a-4pts) during the 2011 postseason.

AMATEUR/CAREER NOTES: Helped SC Bern win both the Swiss League regular season and playoff titles in 2009-10... Paced all blueliners, and tied for fourth overall, in goals (6) during the 2010 playoffs... Ranked second among defensemen, and tied for ninth among all skaters, in points (13) during Bern's run to the 2010 NLA Playoff title... Named to the Swiss team for the 2010 Olympic Games, but did not participate due to injury... Led Swiss defensemen in points (1g-2a-3pts) and plus/minus rating (+3) in at the 2010 World Championships... Played in Switzerland's first four games at the 2010 World Junior Championships, notching three points (1g-2a), before being sidelined due to injury... Led all Swiss League junior players (under-20) in goals, assists and points (7g-17a-24pts) in 2008-09... Ranked second among SC Bern defensemen in points, goals and assists, helping it to the 2008-09 regular-season title... Named Top Defenseman at the 2009 Division I World Junior Championships, which Switzerland won to earn promotion to the top division in 2010... Tied for first among blueliners in goals (3) and ranked second among defensemen in scoring (4) at the DI World Junior tournament... The youngest player on the Swiss roster, and third-youngest player overall, at the 2009 World Championships... One of just four 17-year-olds to play in Switzerland's top division with SC Bern in 2007-08... Ranked fifth among Swiss League junior players (under-20) in points (8) and assists (6) in 2007-08... Represented Switzerland at both the World Junior Championships and the Under-18 World Championships in 2007 and 2008... Tied for the Swiss team lead in points (1g-4a) and tied for fourth in assists among tournament defensemen at the 2008 Under-18 World Championships.

BACKGROUND: Nickname "Yos"... Favorites include Virago (Nashville restaurant), Open by Andre Agassi (book), David Guetta (musician), Ibiza (vacation destination)... Enjoys playing tennis and would like to be an "oldies tennis pro" after his hockey career is completed... Favorites include The Hangover (movie), Avicii (musician), Will Ferrell (actor) and FC Barcelona (non-hockey uniform)... Of any venue, he'd most like to play a game at Wembley Stadium... Considers being in the ocean in the dark to be his greatest fear, and drinking chocolate milk to be his guilty pleasure.

TRANSACTIONS: June 21, 2008 – Nashville's third choice, 38th overall (second round), in 2008 Entry Draft.



INTERNATIONAL RECORD

Switzerland

Year	Event	GP	G	A	PTS	PIM
2007	U-18 WC	6	1	1	2	2
	WJC	6	0	0	0	0
2008	U-18 WC	6	1	4	5	4
	WJC	6	0	1	1	4
2009	DI WJC	5	3	2	5	6
	WC	6	0	0	0	2
2010	WJC	4	1	2	3	0
	WC	7	1	2	3	0
2012	WC	3	0	1	1	0
2013	WC	10	4	5	9	4

CAREER RECORD

SEASON	CLUB	LEAGUE	Regular Season						Playoffs					
			GP	G	A	PTS	PIM		GP	G	A	PTS	PIM	
2006-07	Bern Jr.	Swiss-Jr.	33	14	16	30	28		14	1	3	4	2	
	Switzerland U-20	Swiss-2	5	1	1	2	2		--	--	--	--	--	
	Bern	Swiss	3	0	1	1	0		--	--	--	--	--	
2007-08	Bern	Swiss	35	2	6	8	10		6	0	0	0	0	
	Neuchatel	Swiss-2	3	2	0	2	4		--	--	--	--	--	
	Switzerland U-20	Swiss-2	2	0	1	1	0		--	--	--	--	--	
2008-09	Bern	Swiss	42	7	17	24	16		6	0	0	0	2	
2009-10	Bern	Swiss	26	9	12	21	12		15	6	7	13	8	
2010-11	Milwaukee	AHL	69	6	34	40	22		13	1	6	7	8	
2011-12	Nashville	NHL	52	5	11	16	14		10	0	0	0	10	
2012-13	Milwaukee	AHL	5	1	3	4	0		--	--	--	--	--	
	Nashville	NHL	48	5	13	18	8		--	--	--	--	--	
	Bern	Swiss	26	6	11	17	14		--	--	--	--	--	
NHL/PREDATORS TOTALS			100	10	24	34	22		10	0	0	0	10	

STATISTICAL BREAKDOWN

YEAR	TEAM	PP	SH	GW	S	%	+/-	TF	FW	F%	MIN	H	BS	Shootouts			
														S	G	S%	GDG
2011-12	NSH	1	0	0	64	7.8%	1	0	0	0.0%	18:23	33	98	0	0	.000	0
2012-13	NSH	1	0	1	96	5.2%	-7	0	0	0.0%	23:31	31	73	1	0	.000	0
TOTALS		2	0	1	160	6.3%	-6	0	0	0.0%	20:51	64	171	1	0	.000	0

CAREER HIGHLIGHTS

MOST GOALS, GAME:

2 - Feb. 25, 2013 vs. Dallas

MOST ASSISTS, GAME:

2 - four times, last March 21, 2013 vs. Calgary

MOST POINTS, GAME:

4 - (2g-2a) Feb. 25, 2013 vs. Dallas

MOST PIM, GAME:

4 - twice, last Feb. 5, 2013 at St. Louis

MOST SHOTS, GAME:

6 - four times, last April 4, 2013 vs. Columbus

LONGEST GOAL-SCORING STREAK:

None

LONGEST ASSIST STREAK:

4 - (6a) March 15-21, 2013

LONGEST POINT-SCORING STREAK:

5 - (2g-6a) March 15-23, 2013

CAREER HAT TRICKS:

None

CAREER PENALTY SHOTS:

None

CAREER OVERTIME POINTS:

1 (1g)

FIRST NHL GAME:

Nov. 26, 2011 at Detroit

FIRST NHL GOAL:

Dec. 10, 2011 vs. Anaheim (Dan Ellis)

FIRST GAME AS A PREDATOR:

Nov. 26, 2011 at Detroit

FIRST GOAL AS A PREDATOR:

Dec. 10, 2011 vs. Anaheim (Dan Ellis)



KEVIN KLEIN

KEVIN KLEIN
(KEH-vinn KLIGHN)
Defense

SHOOTS: Right
HEIGHT: 6-1
WEIGHT: 204
DOB: December 13, 1984
BIRTHPLACE: Kitchener, Ontario
HOMETOWN: Kitchener, Ontario

ACQUIRED

June 22, 2003 - Nashville's third selection, 37th overall (second round), in the 2003 Entry Draft.

VERSUS THE NHL

	GP	G	A	PTS	PIM
ANA	15	0	4	4	15
BOS	4	0	1	1	0
BUF	3	0	0	0	0
CGY	17	1	3	4	2
CAR	4	0	1	1	0
CHI	26	3	6	9	4
COL	13	0	4	4	4
CBJ	24	1	6	7	2
DAL	15	1	0	1	10
DET	23	2	3	5	0
EDM	15	0	4	4	0
FLA	7	0	1	1	4
L.A.	13	0	2	2	2
MIN	14	0	3	3	2
MTL	4	0	3	3	0
NSH	--	--	--	--	--
N.J.	5	0	1	1	0
NYI	4	0	0	0	0
NYR	4	0	1	1	0
OTT	4	0	0	0	0
PHI	6	0	1	1	7
PHX	15	0	2	2	0
PIT	4	0	0	0	9
STL	22	3	0	3	2
S.J.	14	1	2	3	0
T.B.	3	0	0	0	5
TOR	4	0	0	0	4
VAN	16	0	2	2	6
WSH	4	0	0	0	0
WPG	7	0	3	3	2

2012-13: Has taken the fewest minor penalties among defensemen to have appeared in at least 100 games over the past two seasons combined (4). Assessed just two minor penalties on the season - his only two minors in the last 104 regular-season games... Ranked third on the team in average ice time (20:25), the second time in his career he's averaged more than 20 minutes in a season... Amassed all 14 (3g-11a) of his points at even strength, ranking fourth on the team in the category... Finished among the League's Top 30 in blocked shots for the third consecutive season (89)... Came within one goal of his career high in the category despite the shortened season... Posted eight (2g-6a) of his 14 points in the final 17 games of 2012-13.

2011-12: Recorded career highs in points (4g-17a-21pts) and assists, while tying a career high in goals... One of just two NHL defensemen to play more than 35 games and register four or fewer penalty minutes (Carolina's Jamie McBain). All four of his PIMs came in one game - Oct. 29 vs. Anaheim... Tied for 24th in the League, and led the Predators, in blocked shots (151)... Ranked third on the team in average ice time (19:56)... Played his 300th career game on March 20 vs. Edmonton... Scored his first career game-winning goal on Oct. 8 at St. Louis... Missed 16 games due to injury/illness. **PLAYOFFS:** Tied for first among Predator defensemen in points (2g-2a)... Scored goals in Games Three and Four of the WCQ vs. Detroit, the first goal-scoring streak of his career... Led the team in blocked shots (22).

2010-11: Tied a career high in games played for the second consecutive season (81)... Tied for ninth in the NHL in blocked shots with a career high (173)... Posted personal bests in average ice time (20:47), plus/minus rating (+9), hits (128) and shots (99)... One of 10 defensemen with at least 150 blocked shots and 125 hits. **PLAYOFFS:** Dressed for all 12 of the club's postseason contests... Notched points in back-to-back contests in Games Four and Five of the WCQ vs. Anaheim.

2009-10: Set career highs in games played (81) and penalty minutes (27)... Led the team, and ranked 22nd in the League, in blocked shots (147)... Saw his average ice time increase by 7:16 over the 2008-09 season (12:39 to 19:55), the highest season-to-season increase in the NHL among players appearing in at least 20 games each season. **PLAYOFFS:** Made his playoff debut in Game One, and collected his first career post-season point/assist in Game Three of the WCQ vs. Chicago.

2008-09: Played his rookie season after appearing in 18 games over the three previous campaigns... Tied for fifth among rookie defensemen in goals (4) and 12th in points (12)... Registered his first career multi-point outing with a pair of assists vs. Edmonton on March 3... Scored his first career power-play goal on Feb. 10 vs. Detroit.

2007-08: Appeared in 13 games in his first full season at the NHL level... Was assigned to Milwaukee (AHL) on two occasions for conditioning assignments (Nov. 16-30 & Feb. 14-18)... Missed the first six games of the campaign due to injury.

2006-07: Was recalled from Milwaukee (AHL) twice during the season (Nov. 20-24 and Jan. 26-28)... Ranked third among Milwaukee defensemen in scoring (5g-15a-20pts).

2005-06: Was recalled from Milwaukee twice during the season (Dec. 3-4 and March 9-12)... Led Milwaukee defensemen, and ranked 13th among AHL blueliners, in points (10g-33a-43pts)... Tied for first on the team and fifth in the AHL with a +11 rating during the 2006 playoffs.

2004-05: Spent the majority of his first pro season with Milwaukee, including seven playoff contests.

AMATEUR: Captured a silver medal with Team Canada at the 2004 World Junior Championships... Won the 2004 Ontario Hockey League championship as a member of the Guelph Storm... Tied for second on the Storm with 21 playoff points (10g-11a) and ranked third in playoff goals (10)... Named the OHL Western Conference's best defensive defenseman in the 2004 OHL coaches' poll, was named a Third-Team All-Star and played for the Western Conference at the 2004 OHL All-Star Classic... Served as an alternate captain for Toronto St. Michael's in 2002-03 and finished third in team scoring (11g-33a-44pts)... Finished second in voting as the OHL Eastern Conference's best defensive defenseman in the 2003 OHL coaches' poll... Named the Majors' most outstanding defenseman in 2003... Played for the OHL Eastern All-Stars in the CHL Hershey Cup All-Star Series... Tallied an assist at the 2003 CHL/NHL Top Prospects Game in Kitchener... Won a gold medal with Canada's U-18 team at the 2001 Six Nations tournament in the Czech Republic... Played for Team Ontario at the 2001 U-17 World Hockey Challenge in Nova Scotia.

BACKGROUND: Nickname: "Kleiner"... Enjoys golfing, reading and playing cards... Favorites include City House & Café Nonna (Nashville restaurants), Bach (musician), Toronto Blue Jays (sports team growing up), Tesla (dream car) and Hugo Boss (place to shop)... If he could change places with one person for a day, it would be someone from American Pickers... Would like to run an eco-friendly Bed & Breakfast in Canada after retiring from hockey... Lists Gandhi as the historical figure he would have most like to have met... He and his wife Jody have two sons, Joseph and Oliver.

TRANSACTIONS: **June 22, 2003** - Nashville's third selection, 37th overall (second round), in the 2003 Entry Draft.



CAREER HIGHLIGHTS

MOST GOALS, GAME:

1 - 15 times, last April 4, 2013 vs. Columbus

MOST ASSISTS, GAME:

2 - seven times, last March 21, 2013 vs. Calgary

MOST POINTS, GAME:

2 - nine times, last (2a) March 21, 2013 vs. Calgary

MOST PIM, GAME:

7 - twice, last Feb. 3, 2010 at Philadelphia

MOST SHOTS, GAME:

6 - April 4, 2013 vs. Columbus

LONGEST GOAL-SCORING STREAK:

None

LONGEST ASSIST STREAK:

2 - seven times, last (2a) April 19-21, 2013

LONGEST POINT-SCORING STREAK:

3 - twice, last (1g-2a) April 1-4, 2013

CAREER HAT TRICKS:

None

CAREER PENALTY SHOTS:

None

CAREER OVERTIME POINTS:

None

FIRST NHL GAME:

Dec. 3, 2005 vs. Philadelphia

FIRST NHL GOAL:

Jan. 26, 2007 at Chicago (Nikolai Khabibulin)

FIRST GAME AS A PREDATOR:

Dec. 3, 2005 vs. Philadelphia

FIRST GOAL AS A PREDATOR:

Jan. 26, 2007 at Chicago (Nikolai Khabibulin)

INTERNATIONAL RECORD

Canada

Year	Event	GP	G	A	PTS	PIM
2004	WJC	6	0	0	0	0

CAREER RECORD

Regular Season

Playoffs

SEASON	CLUB	LEAGUE	GP	G	A	PTS	PIM	GP	G	A	PTS	PIM
1999-00	Kitchener	OMHA	54	12	29	41	40	--	--	--	--	--
2000-01	St. Michael's	OHL	58	3	16	19	21	18	0	5	5	17
2001-02	St. Michael's	OHL	68	5	22	27	35	15	2	7	9	12
2002-03	St. Michael's	OHL	67	11	33	44	88	17	1	9	10	8
2003-04	St. Michael's	OHL	5	0	1	1	2	--	--	--	--	--
	Guelph	OHL	46	6	23	29	40	22	10	11	21	12
2004-05	Milwaukee	AHL	65	4	12	16	22	7	0	0	0	11
	Rockford	UHL	3	2	1	3	0	--	--	--	--	--
2005-06	Milwaukee	AHL	76	10	33	43	31	21	3	7	10	31
	Nashville	NHL	2	0	0	0	0	--	--	--	--	--
2006-07	Milwaukee	AHL	70	5	15	20	67	4	1	0	1	0
	Nashville	NHL	3	1	0	1	0	--	--	--	--	--
2007-08	Nashville	NHL	13	0	2	2	6	--	--	--	--	--
	Milwaukee	AHL	9	0	3	3	2	--	--	--	--	--
2008-09	Nashville	NHL	63	4	8	12	19	--	--	--	--	--
2009-10	Nashville	NHL	81	1	10	11	27	6	0	2	2	4
2010-11	Nashville	NHL	81	2	16	18	24	12	1	2	3	6
2011-12	Nashville	NHL	66	4	17	21	4	10	2	2	4	2
2012-13	Nashville	NHL	47	3	11	14	9	--	--	--	--	--
	Herlev	Denmark	8	1	2	3	29	--	--	--	--	--
NHL/PREDATORS TOTALS			356	15	64	79	89	28	3	6	9	12

STATISTICAL BREAKDOWN

Shootouts

YEAR	TEAM	PP	SH	GW	S	%	+/-	TF	FW	F%	MIN	H	BS	S	G	%	GDG
2005-06	NSH	0	0	0	0	0.0%	-1	0	0	0.0%	13:39	4	3	0	0	.000	0
2006-07	NSH	0	0	0	2	50.0%	3	0	0	0.0%	16:36	3	6	0	0	.000	0
2007-08	NSH	0	0	0	14	0.0%	-3	0	0	0.0%	14:24	7	15	0	0	.000	0
2008-09	NSH	1	0	0	41	9.8%	-2	0	0	0.0%	12:39	57	47	0	0	.000	0
2009-10	NSH	0	0	0	67	1.5%	-13	0	0	0.0%	19:55	101	147	0	0	.000	0
2010-11	NSH	0	0	0	99	2.0%	9	0	0	0.0%	20:47	128	173	0	0	.000	0
2011-12	NSH	0	0	2	91	4.4%	-8	0	0	0.0%	19:56	84	151	0	0	.000	0
2012-13	NSH	0	0	0	54	5.6%	-1	0	0	0.0%	20:25	66	89	0	0	.000	0
TOTALS		1	0	2	368	4.1%	-16	0	0	0.0%	18:38	450	631	0	0	.000	0



DAVID LEGWAND

DAVID LEGWAND

(DAY-vihd LEHG-wahnd)
Center

SHOOTS: Left

HEIGHT: 6-2

WEIGHT: 204

DOB: August 17, 1980

BIRTHPLACE: Detroit, Michigan

HOMETOWN: Gross Pointe

Woods, Michigan

ACQUIRED

June 26, 1998 - Nashville's first selection, second overall (first round), in the 1998 Entry Draft.

VERSUS THE NHL

	GP	G	A	PTS	PTM
ANA	42	8	9	17	12
BOS	14	5	4	9	6
BUF	12	5	5	10	4
CGY	42	9	16	25	22
CAR	12	1	4	5	8
CHI	63	19	36	55	28
COL	42	11	16	27	16
CBJ	56	19	24	43	50
DAL	41	9	12	21	20
DET	63	15	25	40	28
EDM	44	13	20	33	20
FLA	12	5	7	12	2
L.A.	41	6	16	22	32
MIN	39	6	13	19	12
MTL	10	3	3	6	8
NSH	--	--	--	--	--
N.J.	13	3	4	7	8
NYI	9	1	5	6	4
NYR	12	1	5	6	6
OTT	12	1	1	2	10
PHI	13	0	5	5	4
PHX	41	6	15	21	26
PIT	12	7	3	10	4
STL	66	11	22	33	36
S.J.	42	7	17	24	16
T.B.	12	2	3	5	2
TOR	11	3	4	7	4
VAN	45	10	14	24	28
WSH	12	2	3	5	4
WPG	13	0	2	2	4

CAREER NOTES: Enters 2013-14 as Nashville's all-time leader in points (526), goals (200), assists (326), games played (894), game-winning goals (39) and overtime points (9g-8a-17pts). Also atop the franchise's playoff leaderboard in points (28), goals (13), assists (tie, 15), games played (47), game-winning goals (3) and shorthanded goals (3)... Tied for 20th all-time in overtime goals (9)... Was Nashville's first-ever draft selection and the club's first first-round pick to play in the NHL.

2012-13: Posted 18 points (9g-9a) in the final 25 regular-season games of the season to finish second in the category... Led the team in goals for the second time in his career with 12... Set a career high in face-off efficiency (359-of-721, 50.2 percent)... Nashville's only forward to appear in all 48 games... Recorded his highest shooting percentage in six seasons, and the second highest of his career (15.4 percent)... One of three Predators to finish with multiple game-winning goals (2)... Scored his 200th career goal on April 23 vs. Calgary, becoming the first player in franchise history to attain the mark... Seven of his 12 goals this season came in the third period, meaning 19 of his 31 goals scored in 2011-12 and 2012-13 came in the third period or overtime... Moved into sixth place in goals among Michigan-born NHLers, seventh in points, and eighth in assists.

2011-12: Ranked second on the team in points (19g-34a-53pts), the second highest total of his career, and third in both goals and assists... Tied a career high in power-play goals (5)... Became the first player in franchise history to hit the 500-point mark for his career with two assists against Chicago on March 31... Became the first player to play 800 games for the club on Dec. 26 vs. Detroit... Recorded the team's lone four-point game (2g-2a) of the season on Oct. 8 at St. Louis. **PLAYOFFS:** Tied for the team lead in goals (3), points (6) and penalty minutes (10)... Became the first player in franchise history to score multiple game-winning goals in a playoff season (2)... Scored the series-clinching goal in Game Five of the WCQ vs. Detroit.

2010-11: Led all forwards in average ice time for the third consecutive season (18:48)... Led the team with two shorthanded goals/points... Recorded 17 (10g-7a) of his 41 points in the third period or overtime... Nashville went 13-2-1 when he scored a goal... Posted 15 points (7g-8a) in 15 March games, including his first career six-game point streak March 17-26 (6g-3a-9pts)... Missed 18 games due to injury. **PLAYOFFS:** His point (6g-3a-9pts) and goal totals for the postseason were the second-highest totals in franchise history... Tied the franchise record for goals in a series (4) in the WCS vs. Vancouver... The only player in the 2011 Stanley Cup Playoffs to score multiple shorthanded goals (2)... Led Nashville forwards in average ice time (22:06).

2009-10: One of three Predators to appear in all 82 games, doing so for the second time in his career... Nashville went 10-0-1 when he scored... Set career highs and paced the team in both face-offs won (538) and draws taken (1,124). **PLAYOFFS:** Paced the team in points (2g-5a-7pts) during its six-game WCQ series vs. Chicago, tying a franchise record for assists in a series (5)... Posted his first career postseason multi-point/assist outing in Game One (2a).

2008-09: Posted the second 20-goal season of his career, ranking third on the club (20) in the category... Paced the club in shorthanded goals (3), shorthanded points (4) and all forwards in average ice time (19:26), all of which were career highs... Also notched career highs in shots (175)... Missed the final nine games of the regular season with a facial fracture.

2007-08: Nashville posted an 11-1 record when he scored a goal... Moved into first on the franchise's all-time points list with a goal on Dec. 1 at Montreal... Missed 17 games due to injury, including the final 12 of the regular season. **PLAYOFFS:** Played in three of the club's six postseason games... Missed Game One of the WCQ vs. Detroit, the first postseason game in franchise history he had not appeared in... Scored a goal in his return to the lineup in Game Three.

2006-07: Posted career-highs in goals (27), assists (36) and points (63)... Led the team with a career-high seven game-winning goals, tied for the team lead in goals and ranked third on the club in scoring... Led Nashville with a career-high, franchise-record +23 rating... Nashville posted a record of 17-2-2 in games in which he scored... Scored a goal 11 seconds into Nashville's April 5 game vs. St. Louis, setting a franchise record for the earliest goal... Netted his 100th career goal on Feb. 22 vs. Montreal... Named the NHL's First Star of the Week for the week of Jan. 15-21 after posting nine points (5g-4a) and three game-winning goals in four games... Recorded his first career hat trick and four-point game on Jan. 20 vs. Chicago. His third tally (97th of his career) pushed him past Scott Walker as the franchise's all-time leader in goals... Scored a shorthanded penalty-shot goal on Dec. 23 vs. Los Angeles. **PLAYOFFS:** Tied for the team lead in assists (3) and led Nashville forwards in average ice time (22:23)... Tallied assists (3a) in three straight games (April 13-18).

2005-06: Five of his seven goals were game-winners, tying him for second on the club... Nashville went 30-9-5 with him in the lineup... Scored the overtime game-winner on March 9 at Vancouver six seconds into the OT session. It tied the modern-era NHL record for quickest overtime tally... Limited to 44 games by a knee injury. **PLAYOFFS:** Appeared in all five of Nashville's post-season games vs. San Jose.



2004-05: Notched a league-leading 39 points (16g-23a) in 19 playoff games, helping EHC Basel (Swiss-2) capture a league championship... Played for Team USA at the 2005 World Championships in Austria.

2003-04: Played a career-high 82 games... One of four Predators to appear in all 82 games... Led the team in game-winning goals, tied for first in overtime points (1g-2a) and tied for second in goals. **PLAYOFFS:** Scored the first shorthanded playoff goal in franchise history in Game Three of the WCQ vs. Detroit (April 11).

2002-03: Led the team in scoring (17g-31a-48pts), multi-point games (11) and face-offs (1,095), ranked second in shots (167), and third in goals (17)... Named the Predators' Chevy Man of the Year (community service)... Missed the final 18 games of the season due to a broken collarbone.

2001-02: Posted a career-high 54 penalty minutes... Notched two goals and two assists in the TOPPS/NHL YoungStars Game on Feb. 1.

2000-01: Ranked second on the team in shots (172)... Ranked fourth in points (41) and assists (28)... Tallied the first overtime penalty-shot goal in NHL history on Dec. 23 at the NY Rangers... Played for Team USA at the 2001 World Championships in Germany, tying for second on the club in scoring (2g-4a-6pts).

1999-00: Led Predators rookies in goals (13), assists (15) and points (28)... Scored his first NHL goal, the game-winner, as part of his first multi-point outing (1g-1a) on Oct. 11 at Toronto... Recorded his first career NHL point with an assist on the game-tying goal on Oct. 10 at Chicago... Scored one goal and added an assist for Team USA at the 2000 World Championships in St. Petersburg, Russia.

1998-99: Signed with the Predators on April 16 and made his NHL debut in the Predators' final regular-season game on April 17 vs. New Jersey... Ranked third on the Plymouth Whalers (OHL) in points (80) and goals (31) and ranked second on the team in assists (49)... Played for Team USA in the 1999 World Championships.

AMATEUR: Named the CHL Rookie of the Year, OHL Rookie of the Year, OHL Most Valuable Player and a member of the OHL First All-Star Team and OHL All-Rookie Team in 1998... Became the first rookie in 24 years to capture MVP honors in the OHL and only the second U.S.-born player to be named MVP (Pat Peake in 1993)... Led all OHL rookies and ranked third in the league in points (105) in 1997-98... Led Plymouth in goals (54), assists (51) and points in 1997-98... Played for Team USA in the 1998 & 1999 World Junior (U-20) Championships... Named an NAHL All-Star and league Rookie of the Year with Compuware in 1996-97.

BACKGROUND: Gives to the Garth Brooks Teammates for Kids Foundation... Enjoys boating and golfing... Spends his summers in Detroit... Favorites include SportsCenter (TV show), Bruce Springsteen (band/musician), pasta (food) and Florida (vacation spot)... If he didn't play hockey, he would be a teacher... His NHL debut is his favorite hockey memory... Enjoys Nashville for the people and the weather... Nickname: "Leggy"... Has a black lab named Riley... Wife - Lindsey, Son - Ryder, Daughter - Ella.

TRANSACTIONS: **June 26, 1998** - Nashville's first selection, second overall (first round), in the 1998 Entry Draft.





DAVID *LEGWAND*



STATISTICAL BREAKDOWN

Shootouts

YEAR	TEAM	PP	SH	GW	S	%	+/-	TF	FW	F%	MIN	H	BS	S	G	S%	GDG
1998-99	NSH	0	0	0	2	0.0%	0	9	5	55.6%	12:50	0	1	--	--	--	--
1999-00	NSH	4	0	2	111	11.7%	-6	637	265	41.6%	14:43	48	27	--	--	--	--
2000-01	NSH	3	0	3	172	7.6%	1	888	358	40.3%	15:14	50	23	--	--	--	--
2001-02	NSH	1	1	1	121	9.1%	1	843	341	40.5%	16:24	43	25	--	--	--	--
2002-03	NSH	3	1	4	167	10.2%	-2	1095	510	46.6%	19:14	4	2	--	--	--	--
2003-04	NSH	5	1	5	165	10.9%	9	1109	500	45.1%	17:16	--	--	--	--	--	--
2005-06	NSH	0	0	5	109	6.4%	3	580	259	44.7%	16:50	6	13	0	0	.000	0
2006-07	NSH	3	1	7	153	17.6%	23	1108	502	45.3%	18:21	15	43	0	0	.000	0
2007-08	NSH	4	0	1	144	10.4%	-4	700	305	43.6%	18:00	7	21	1	0	.000	0
2008-09	NSH	1	3	1	175	11.4%	-3	1023	509	49.8%	19:26	25	23	3	1	.333	1
2009-10	NSH	0	1	3	151	7.3%	-5	1124	538	47.9%	18:42	38	46	9	4	.444	2
2010-11	NSH	0	2	3	130	13.1%	13	837	395	47.2%	18:48	36	20	3	0	.000	0
2011-12	NSH	0	2	3	140	13.6%	3	1109	512	46.2%	18:31	31	29	4	2	.500	1
2012-13	NSH	2	0	2	78	15.4%	-6	721	362	50.2%	18:25	20	20	7	2	.286	0
TOTALS		31	10	39	1080	18.5%	24	7202	3382	47.0%	17:40	178	215	27	9	.333	4





INTERNATIONAL RECORD

United States

Year	Event	GP	G	A	PTS	PIM
1998	WJC	7	0	0	0	2
1999	WJC	6	1	3	4	31
	WC	6	0	2	2	4
2000	WC	6	1	1	2	4
2001	WC	9	2	4	6	4
2005	WC	7	0	1	1	4

CAREER RECORD

SEASON	CLUB	LEAGUE	Regular Season					Playoffs				
			GP	G	A	PTS	PIM	GP	G	A	PTS	PIM
1996-97	Det-Compuware	MNHL	44	21	41	62	58	--	--	--	--	--
1997-98	Plymouth	OHL	59	54	51	105	56	15	8	12	20	24
1998-99	Plymouth	OHL	55	31	49	80	65	11	3	8	11	8
	Nashville	NHL	1	0	0	0	0	--	--	--	--	--
1999-00	Nashville	NHL	71	13	15	28	30	--	--	--	--	--
2000-01	Nashville	NHL	81	13	28	41	38	--	--	--	--	--
2001-02	Nashville	NHL	63	11	19	30	54	--	--	--	--	--
2002-03	Nashville	NHL	64	17	31	48	34	--	--	--	--	--
2003-04	Nashville	NHL	82	18	29	47	46	6	1	0	1	8
2004-05	EHC Basel	Swiss-2	3	6	2	8	2	19	16	23	39	20
2005-06	Nashville	NHL	44	7	19	26	34	5	0	1	1	8
	Milwaukee	AHL	3	0	0	0	0	--	--	--	--	--
2006-07	Nashville	NHL	78	27	36	63	44	5	0	3	3	2
2007-08	Nashville	NHL	65	15	29	44	38	3	1	0	1	2
2008-09	Nashville	NHL	73	20	22	42	32	--	--	--	--	--
2009-10	Nashville	NHL	82	11	27	38	24	6	2	5	7	8
2010-11	Nashville	NHL	64	17	24	41	24	12	6	3	9	8
2011-12	Nashville	NHL	78	19	34	53	26	10	3	3	6	10
2012-13	Nashville	NHL	48	12	13	25	20	--	--	--	--	--
NHL/PREDATORS TOTALS			894	200	326	526	444	47	13	15	28	46

CAREER HIGHLIGHTS

MOST GOALS, GAME:

3 - twice, last Oct. 6, 2007 vs. Dallas

MOST ASSISTS, GAME:

3 - three times, last March 10, 2012 vs. Detroit

MOST POINTS, GAME:

4 - twice, last (2g-2a) Oct. 8, 2011 at St. Louis

MOST PIM, GAME:

6 - twice, last Oct. 25, 2008 vs. Los Angeles

MOST SHOTS, GAME:

9 - Nov. 23, 2005 at Columbus

LONGEST GOAL-SCORING STREAK:

4 - (5g) Feb. 24-March 3, 2009

LONGEST ASSIST STREAK:

4 - four times, last (6a) Oct. 7-15, 2011

LONGEST POINT-SCORING STREAK:

6 - (6g-3a) March 17-26, 2011

CAREER HAT TRICKS:

2 - Jan. 20, 2007 vs. Chicago, Oct. 6, 2007 vs. Dallas

CAREER PENALTY SHOTS:

3 - Dec. 23, 2006 vs. Los Angeles (Cloutier); goal, Nov. 5, 2005 at Los Angeles (LaBarbara); no goal & Dec. 23, 2000 at NY Rangers (McLean); goal

CAREER OVERTIME POINTS:


17 (9g-8a)

FIRST NHL/PREDATOR GAME:

April 17, 1999 vs. New Jersey

FIRST NHL/PREDATOR GOAL:

Oct. 11, 1999 at Toronto (Glenn Healy)



ERIC NYSTROM

ERIC NYSTROM

(AIR-ihk NIGH-stuhm)
Left Wing

SHOOTS: Left

HEIGHT: 6-1

WEIGHT: 193

DOB: February 14, 1983

BIRTHPLACE: Syosset, New York

HOMETOWN: Syosset, New York

ACQUIRED

July 5, 2013 - Signed as a free agent by Nashville

VERSUS THE NHL

	GP	G	A	PTS	PIM
ANA	26	5	1	6	26
BOS	4	0	0	0	2
BUF	4	0	0	0	0
CGY	13	2	0	2	4
CAR	6	1	1	2	22
CHI	20	1	0	1	16
COL	29	4	4	8	23
CBJ	21	0	2	2	23
DAL	14	1	0	1	9
DET	21	0	1	1	9
EDM	26	2	8	10	11
FLA	5	0	0	0	0
L.A.	24	4	4	8	11
MIN	21	5	0	5	16
MTL	6	2	1	3	10
NSH	20	1	3	4	22
N.J.	6	1	0	1	5
NYI	5	2	1	3	2
NYR	6	0	0	0	0
OTT	6	1	2	3	5
PHI	4	0	0	0	2
PHX	23	1	2	3	7
PIT	6	1	0	1	4
STL	21	2	1	3	28
S.J.	23	3	0	3	23
T.B.	6	1	0	1	5
TOR	6	3	1	4	2
VAN	28	2	5	7	14
WSH	3	1	0	1	0
WPG	5	0	0	0	5

2012-13: Tied for fifth on the Dallas Stars in goals (7) while appearing in all 48 of the team's games... Ranked third on the team in both penalty minutes (61) and hits (122)... Tied for the team lead in game-winning goals (3), and scored one of the Stars' two shorthanded goals... Posted a career high in average ice time (14:27)... Led Dallas forwards in hits (122)... Ranked second among Stars forwards in average shorthanded ice time (2:10)... Played his 400th career NHL game on April 12 at Nashville... Started the season with the Stavanger Oilers (Norway), posting 14 points (4g-10a) in six games.

CAREER NOTES: Set a career high in goals (16) and points (21) during his first season with Dallas in **2011-12**... All 16 of his goals in 2011-12 came at even strength, the third-most of any NHLer with no special teams markers... Scored five goals in a six-game span in his first month with the Stars from Oct. 27-Nov. 11, 2011... Ranked second among Dallas forwards in hits (176) and shooting percentage (15.7) in 2011-12, both career highs... Tied a career high by playing all 82 games in his only season with the Minnesota Wild in **2010-11**... Ranked second among Minnesota skaters in hits (169) in 2010-11... Set career highs in games played (82) and blocked shots (51) in his final season with Calgary in **2009-10**... Ranked fourth on the 2009-10 Flames in even-strength goals, with none of his 11 goals coming on special teams... Made his World Championships debut for Team USA in 2010, appearing in all six of the nation's games... Played his first full season at the NHL level in **2008-09**, ranking fourth on the Flames in penalty minutes (89)... Three of his five goals in 2008-09 were game winners... Tied for first on the Flames in goals (3), and tied for second on the team in points (4) during the 2009 Stanley Cup Playoffs... Scored his first career playoff goal as part of a 4-2 win in Game Three of the 2009 Western Conference Quarterfinals vs. Chicago (April 20). Scored the game-winning goal at 13:04 of the third period and notched a goal of assists 48 hours later in Game Four... Started the **2007-08** season with Quad City before being recalled to Calgary on Oct. 21. Recalled for the duration of the NHL season on Feb. 28... Recorded his first two NHL assists on Nov. 17, 2007 at Edmonton... Notched four points (2g-2a) in

the 2007-08 season finale on April 5 at Calgary, nearly doubling the point production from his first 45 NHL games (1g-5a)... Made his playoff debut on April 9, 2008 at San Jose and played in all seven of the Flames' Western Conference Quarterfinal games... Missed the majority of the **2006-07** season due to injury... Played his first pro season with the Omaha Ak-Sar-Ben Knights (AHL) in **2005-06**, ranking fifth on the team in both goals (tie, 15) and points (33)... Appeared in his first two NHL contests on Oct. 10 and 13, 2005.

AMATEUR: Amassed 110 points (56g-54a) and 149 penalty minutes in 160 games at the University of Michigan from 2001-05. During his time there, UM won three CCHA titles (2002, 2003 and 2005) and advanced to a pair of Frozen Fours (2002 and 2003)... Captained the Wolverines during his senior season in 2004-05... Named the CCHA's top defensive forward in 2004-05... An alternate captain during his junior campaign in 2003-04... Represented the United States at both the 2002 and 2003 World Junior Championships... Named to the 2002 CCHA All-Rookie Team after tying for the NCAA lead in goals among freshmen (18)... Spent two seasons with the U.S. National Team Development Program in 1999-2000 and 2000-01... Played for Team USA at the 2001 Under-18 World Championships and 2000 World Under-17 Hockey Challenge.

BACKGROUND: His father, Bob Nystrom, played in the NHL for 14 years with NY Islanders and helped the team claim four Stanley Cup titles. His No. 23 is retired by the franchise... Favorites include Tiesto (musician), Pavel Datsyuk (player to watch), Goodfellas (movie) and Jason Statham (actor)... His first job was as a golf caddie... Middle name is Thore... His worst fear is being bitten by a shark, and considers a wolverine to be his spirit animal... On Twitter: @enystrom23

TRANSACTIONS: **July 5, 2013** - Signed as a free agent by Nashville... **Oct. 12, 2011** - Acquired by Dallas from Minnesota for future considerations... **July 1, 2010** - Signed as a free agent by Minnesota... **June 22, 2002** - Calgary's first selection, 10th overall (first round), in the 2002 Entry Draft.



CAREER HIGHLIGHTS

MOST GOALS, GAME:

2 - three times, last Nov. 25, 2011 vs. Toronto

MOST ASSISTS, GAME:

2 - three times, last Jan. 18, 2011 at Edmonton

MOST POINTS, GAME:

4 - (2g-2a) April 5, 2008 at Vancouver

MOST PIM, GAME:

17 - March 6, 2009 at Carolina

MOST SHOTS, GAME:

6 - twice, last Nov. 25, 2011 vs. Toronto

LONGEST GOAL-SCORING STREAK:

4 - (4g) Nov. 4-11, 2011

LONGEST ASSIST STREAK:

2 - (2a) Nov. 21-23, 2011

LONGEST POINT-SCORING STREAK:

4 - (4g) Nov. 4-11, 2011

CAREER HAT TRICKS:

None

CAREER PENALTY SHOTS:

None

CAREER OVERTIME POINTS:

None

FIRST NHL GAME:

Oct. 10, 2005 at Colorado

FIRST NHL GOAL:

Oct. 30, 2007 vs. Nashville (Chris Mason)

FIRST GAME AS A PREDATOR:

None

FIRST GOAL AS A PREDATOR:

None

INTERNATIONAL RECORD

United States

Year	Event	GP	G	A	PTS	PIM
2001	U-18 WC	6	3	3	0	6
2002	WJC	7	0	0	0	0
2003	WJC	7	1	2	3	2
2010	WC	6	0	0	0	4

CAREER RECORD

CAREER RECORD		Regular Season						Playoffs				
SEASON	CLUB	LEAGUE	GP	G	A	PTS	PIM	GP	G	A	PTS	PIM
1999-00	USNTDP	NAHL	55	7	16	23	57	3	0	0	0	0
2000-01	USNTDP	U-18	43	10	12	22	52	--	--	--	--	--
	USNTDP	USHL	23	5	5	10	50	--	--	--	--	--
2001-02	U. of Michigan	CCHA	40	18	13	31	42	--	--	--	--	--
2002-03	U. of Michigan	CCHA	39	15	11	26	24	--	--	--	--	--
2003-04	U. of Michigan	CCHA	43	10	12	22	50	--	--	--	--	--
2004-05	U. of Michigan	CCHA	38	13	19	32	33	--	--	--	--	--
2005-06	Calgary	NHL	2	0	0	0	0	--	--	--	--	--
	Omaha	AHL	78	15	18	33	37	--	--	--	--	--
2006-07	Omaha	AHL	12	2	0	2	0	5	0	0	0	2
2007-08	Calgary	NHL	44	3	7	10	48	7	0	0	0	2
	Quad City	AHL	18	4	3	7	15	--	--	--	--	--
2008-09	Calgary	NHL	76	5	5	10	89	6	2	2	4	0
2009-10	Calgary	NHL	82	11	8	19	54	--	--	--	--	--
2010-11	Minnesota	NHL	82	4	8	12	30	--	--	--	--	--
2011-12	Dallas	NHL	74	16	5	21	24	--	--	--	--	--
	Houston	AHL	1	0	0	0	0	--	--	--	--	--
2012-13	Dallas	NHL	48	7	4	11	61	--	--	--	--	--
	NHL TOTALS		409	46	37	83	306	13	2	2	4	2

STATISTICAL BREAKDOWN

														Shootouts			
YEAR	TEAM	PP	SH	GW	S	%	+/-	TF	FW	F%	MIN	H	BS	S	G	S%	GDG
2005-06	CGY	0	0	0	0	0.0%	-1	5	3	60.0%	13:00	1	1	0	0	.000	0
2007-08	CGY	0	0	0	42	7.1%	-5	14	7	50.0%	11:29	68	17	0	0	.000	0
2008-09	CGY	0	1	3	83	6.0%	-7	29	11	37.9%	9:15	76	36	0	0	.000	0
2009-10	CGY	0	0	2	91	12.1%	0	279	127	45.5%	13:10	117	51	0	0	.000	0
2010-11	MIN	1	0	0	83	4.8%	-16	131	45	34.4%	13:18	169	31	0	0	.000	0
2011-12	DAL	0	0	1	102	15.7%	-10	29	14	48.3%	13:44	176	38	0	0	.000	0
2012-13	DAL	0	1	3	49	14.3%	-3	26	15	57.7%	14:21	122	26	0	0	.000	0
TOTALS		1	2	9	450	10.2%	-42	513	222	43.3%	12:31	729	200	0	0	.000	0



PEKKA RINNE

PEKKA RINNE
(PECK-ah REEN-ay)
Goaltender

CATCHES: Left
HEIGHT: 6-5
WEIGHT: 206
DOB: November 3, 1982
BIRTHPLACE: Kempele, Finland
HOMETOWN: Oulu, Finland

ACQUIRED

June 27, 2004 = Nashville's tenth choice, 258th overall (eighth round), in the 2004 NHL Entry Draft.

VERSUS THE NHL

	GP	W	L	O/T	SO	GA	GAA
ANA	13	9	2	2	2	25	1.95
BOS	3	2	0	1	0	8	2.47
BUF	2	1	1	0	1	1	0.50
CGY	11	3	5	2	1	25	2.42
CAR	3	3	0	0	0	5	1.63
CHI	19	10	7	1	1	43	2.44
COL	14	10	3	0	0	30	2.25
CBJ	20	14	4	1	2	48	2.45
DAL	11	5	4	0	2	26	2.59
DET	19	11	5	3	3	44	2.29
EDM	15	7	4	1	0	36	3.13
FLA	4	2	2	0	0	8	1.98
L.A.	10	5	5	0	0	29	3.14
MIN	13	8	3	1	3	25	2.20
MTL	4	2	1	1	2	5	1.24
NSH	--	--	--	--	--	--	--
N.J.	4	1	2	1	0	10	2.42
NYI	3	2	0	1	1	4	1.30
NYR	1	0	0	1	0	1	0.92
OTT	4	1	3	0	0	13	3.28
PHI	3	2	1	0	0	9	2.92
PHX	14	8	5	1	4	29	2.05
PIT	3	1	1	1	0	10	3.75
STL	21	12	6	3	1	41	1.90
S.J.	12	5	2	4	0	26	2.28
T.B.	2	2	0	0	0	7	3.50
TOR	4	2	1	0	1	9	2.87
VAN	12	5	5	1	1	28	2.58
WSH	1	1	0	0	0	1	1.00
WPG	5	4	0	0	0	14	2.89

CAREER NOTES: Over the past five seasons, he leads all NHL netminders in shutouts (30), is ranked fifth in save percentage (.919), sixth in wins (152) and tied for seventh in goals-against average (2.36)... Is the franchise all-time record holder in career shutouts (30), goals-against average (2.36) and save percentage (.920), and enters 2013-14 just eight wins shy of the club mark in wins (153; Vokoun, 161) and seven games shy of 300 for his career... Franchise's all-time playoff leader in games played (28), wins (13) and goals-against average (2.41).

2012-13: Tied for the League lead in shutouts (5), tied for second among all goalies in appearances (43), tied for fourth in starts (42), and ranked sixth in minutes played (2,443:46)... Led all goalies in penalty minutes (8)... Gave up two goals or fewer in 24 of his 43 appearances...

Posted a shutout streak of 155:06 from Feb. 10-16, a personal best and the second longest in franchise history... Started 25 consecutive games from Feb. 19-April 9, the second longest streak of its kind in franchise history. Also made 30 straight appearances from Feb. 10-April 9, also second longest in franchise history.

2011-12: Finished third in voting for the 2012 Vezina Trophy and received the seventh-most votes for the Hart Trophy... Led the NHL and set a franchise records in wins (43), shots faced (2,153) and saves (1,987)... Tied for the League lead and the franchise record, in addition to setting a career high, in games played (73)... Ranked second among NHL goalies in minutes played (4,168:52)... Paced all netminders in points/assists (5), joining Martin Brodeur as the only goaltenders since 1993-94 to lead the league in wins and points in the same season... Ranked among the Top 10 goalies in save percentage (seventh, .922) and shutouts (7-10th, 5)... Named NHL Third Star of the Month for January (11-1-0, 1.92 GAA, .935 SV%, 1 SO)... Named NHL Second Star of the Week on Jan. 30 and Dec. 19, the fifth and sixth times he has received "Star of the Week" honors during his career... Recorded a franchise-

record 11 consecutive wins from Jan. 7-Feb. 4, equaling the longest single-season winning streaks by an NHL goaltender since 1998-99... On his 29th birthday (Nov. 3, 2011), signed a seven-year, \$49 million contract, then shut out Phoenix, 3-0, that night. **PLAYOFFS:** Established postseason franchise records for goals-against average (1.81) and save percentage (.944) in a

series during the team's five-game victory in the WCQ vs. Detroit... Posted the franchise's second playoff shutout, and the first of his career, with 32 saves in Game Three of the WCS vs. Phoenix.

2010-11: Finished second in voting for the 2011 Vezina Trophy and fourth in voting for the 2011 Hart Trophy (highest finish ever by a Predator in each category)... Named to the 2010-11 NHL Second All-Star Team, joining Shea Weber (First-Team) as the first NHL All-Star Team selections in franchise history... Ranked second among NHL netminders in save percentage (.930), third in goals-against average (2.12) and tied for sixth in shutouts (6). The save percentage and goals-against average numbers were franchise records... Started 42 of Nashville's final 46 regular-season games, allowing two goals or fewer 28 times in that span while posting 25 wins, a 2.00 goals-against average and a .936 save percentage... Named the NHL's Third Star of the Month in both January (8-3-0, 1.71 GAA, .947 SV%) and March (9-3-2 record, 1.91 GAA, .936 SV%, 2 SOs)... Surpassed 10,000 minutes played in his career on April 5 vs. Atlanta... Missed 12 games due to injury. **PLAYOFFS:** Ranked fifth among goaltenders in games played (12) and minutes (748) in the 2011 Playoffs, as well as sixth in wins (6)... One of three netminders to record a point/assist in the postseason... Back-stopped Nashville to its first playoff series victory in the WCQ vs. Anaheim.

2009-10: Tied a career high and franchise record in shutouts (7), ranking third in the League... Posted a 12-4-1 record (second-most wins), a 1.96 goals-against average (third in NHL), .932 save percentage (tied for third) and four shutouts (first) after the Olympic break... Posted four shutouts in a nine-game span from March 12-27... Named an NHL Star of the Week on three occasions (First Star on March 22, Third Star on March 15, Second Star on Nov. 1)... In his 100th NHL appearance on March 12 at Anaheim, he stopped all 31 shots he faced in a 1-0 shutout... Named one of Finland's three best players at the 2010 World Championships after ranking sixth in the tournament in goals-against average (1.68) and 10th in save percentage (.929). **PLAYOFFS:** Won his playoff debut in Game One of the WCQ vs. Chicago, stopping 25-of-26 shots to record the first road win in the franchise's playoff history.

2008-09: Tied for fourth among NHL goaltenders in shutouts with a franchise record (7)... Ranked sixth among league netminders in goals-against average (2.38) and tied for ninth in save percentage (.917)... Finished fourth in voting for the Calder Trophy... Became the



eighth NHL rookie goalie to win 29-or-more games in a season... Finished second in the league in shootout save percentage (.792, 19-of-24 attempts stopped), posting a 5-2 record... Named February Rookie of the Month after tying for first in the NHL in wins during the period (9-2-1 record, 1.72 GAA, .944 SV%)... Played in the YoungStars Game during 2009 All-Star Weekend... The first rookie netminder to record three shutouts in a single month (December) since Martin Biron in January 2000... Earned NHL First Star of the Week honors on Dec. 7... Started six of Finland's seven games at the 2009 World Championships... Voted one of Finland's three best players of the tournament... Ranked third at the World Championships in goals-against average (1.93) and sixth in save percentage (.926).

2007-08: Recalled from Milwaukee (AHL) by Nashville on March 22, and appeared in his third career NHL game in the regular-season finale on April 4 at Chicago... Led the AHL in wins (36), appearances (65) and minutes played (3,840)... The victory total tied an Admirals franchise record... Also ranked second in the league in saves (1,563), shots against (1,721) and tied for fourth in shutouts (5)... Played for the PlanetUSA All-Stars at the 2008 AHL All-Star Classic... Claimed the RBK XPulse Top Goaltender Award at the 2008 CCM All-Star Skills Competition.

2006-07: Tied for sixth in the AHL in both goals-against average (2.34) and save percentage (.920)... Returned to action on Jan. 19 after undergoing preseason shoulder surgery.

2005-06: Posted a win in his first NHL start on Dec. 15 vs. Chicago... Recalled to Nashville twice in 2005-06 (Dec. 14-18


and April 3-May 1)... Backstopped Milwaukee (AHL) to the 2006 AHL Calder Cup Finals, earning 10 postseason wins while posting three playoff shutouts... Tied for second in the AHL in wins (30)... Tied for fourth in the AHL in appearances (51) and fifth in minutes (2,960)... Posted a 5-2 record in AHL shutouts.

CAREER NOTES/AMATEUR: Helped Karpat Oulu capture Finnish Elite League championships in 2004 and 2005. Formed Karpat's goaltending tandem with current Minnesota Wild goalie Niklas Backstrom for both of those teams... Appeared in eight games with Hokki Kajaani (Finland-2) in 2003-04.

BACKGROUND: Nickname: "Peks"... Hobbies include tennis and reading... Favorites include Rambo (movie hero), Neil Young and the Red Hot Chili Peppers (musicians), Samurai Sushi (Nashville Restaurant) and Greece (vacation destination)... Most memorable hockey moments include winning a pair of Finnish League titles (2004-05) and playing in the Calder Cup Finals (2006)... His favorite player growing up was Patrick Roy... If he could trade places with one person for a day, it would be the President of Finland... Has two sisters, including his twin... Had his jersey taken aboard the Space Shuttle Discovery on Mission STS-133 on Feb. 24, 2011 as a personal item of Col. Tim Kopra... Works with Best Buddies of Tennessee, who creates opportunities and friendships for people with intellectual and developmental disabilities.

TRANSACTIONS: June 27, 2004 - Nashville's tenth choice, 258th overall (eighth round), in the 2004 NHL Entry Draft.





PEKKA RINNE



SHUTOUTS

No	Date	Saves	Score	Year	G	A	PTS	PIM	SA	GA	SV%	W	L	SA	GA	SV%
1	12/1/08	30	NASHVILLE 2 at Buffalo 0	2005-06	0	0	0	0	40	4	.900	0	0	0	0	.000
2	12/6/08	32	Minnesota 0 at NASHVILLE 1	2007-08	0	0	0	0	8	0	1.000	0	0	0	0	.000
3	12/20/08	23	N.Y. Islanders 0 at NASHVILLE 1	2008-09	0	1	1	6	1435	119	.917	5	2	24	5	.792
4	1/13/09	17	NASHVILLE 2 at Toronto 0	2009-10	0	0	0	2	1541	137	.911	6	3	45	11	.756
5	2/21/09	30	NASHVILLE 1 at St. Louis 0 (OT)	2010-11	0	0	0	12	1905	134	.930	6	4	34	7	.794
6	2/28/09	30	Detroit 0 at NASHVILLE 8	2011-12	0	5	5	0	2153	166	.923	4	5	30	9	.700
7	3/14/09	18	NASHVILLE 2 at Phoenix 0	2012-13	0	1	1	8	1101	99	.910	2	6	32	14	.563
8	10/29/09	22	Chicago 0 at NASHVILLE 2	TOTALS	0	7	7	28	8183	659	.919	23	20	165	46	.721
9	11/14/09	20	Montreal 0 at NASHVILLE 2													
10	2/2/10	26	PHOENIX 1 at Nashville 0 (SO)													
11	3/12/10	31	NASHVILLE 1 at Anaheim 0													
12	3/18/10	17	Minnesota 0 at NASHVILLE 5													
13	3/20/10	33	Columbus 0 at NASHVILLE 1													
14	3/27/10	38	DETROIT 1 at Nashville 0 (SO)													
15	10/23/10	30	NASHVILLE 1 at Dallas 0													
16	11/18/10	30	NASHVILLE 3 at Montreal 0													
17	11/30/10	33	Phoenix 0 at NASHVILLE 3													
18	2/5/11	35	Detroit 0 at NASHVILLE 3													
19	3/3/11	29	NASHVILLE 3 at Vancouver 0													
20	3/10/11	19	Minnesota 0 at NASHVILLE 4													
21	10/22/11	33	NASHVILLE 2 at Calgary 0													
22	10/29/11	20	Anaheim 0 at NASHVILLE 3													
23	11/3/11	35	NASHVILLE 3 at Phoenix													
24	1/19/12	38	NASHVILLE 3 at Columbus													
25	4/5/12	28	Dallas 0 at NASHVILLE 2													
26	2/7/13	32	Los Angeles 0 at NASHVILLE 3													
27	2/12/13	12	San Jose 0 at NASHVILLE 1 (OT)													
28	2/14/13	19	Phoenix 0 at NASHVILLE 3													
29	3/8/13	24	Edmonton 0 at NASHVILLE 6													
30	3/12/13	32	NASHVILLE 4 at Dallas 0													

SHOOTOUTS





INTERNATIONAL RECORD

Finland

Year	Event	GP	W	L	OT	GAA	SV%
2009	WC	6	4	2	0	1.93	.926
2010	WC	4	2	2	0	1.68	.929

CAREER RECORD

Regular Season

Season	Club	League	GP	W	L	O/T	Mins.	GA	SO	Avg.
2000-01	Karpat Jr.	Finland-Jr.	20	9	4	5	1148	63	0	3.29
2001-02	Karpat Jr.	Finland-Jr.	30	19	7	3	1724	61	3	2.12
2002-03	Karpat Jr.	Finland-Jr.	25	14	8	3	1479	48	5	1.95
	Karpat Oulu	Finland	1	0	1	0	60	7	0	7.00
2003-04	Karpat Oulu	Finland	14	5	4	4	824	41	0	2.99
	Hokki	Finland-2	8	5	2	1	463	16	2	2.07
2004-05	Karpat Oulu	Finland	10	8	0	1	571	16	0	1.68
2005-06	Milwaukee	AHL	51	30	18	2	2960	139	2	2.82
	Nashville	NHL	2	1	1	0	63	4	0	3.81
2006-07	Milwaukee	AHL	29	15	7	6	1670	65	3	2.34
2007-08	Milwaukee	AHL	65	36	24	3	3840	158	5	2.47
	Nashville	NHL	1	0	0	0	29	0	0	0.00
2008-09	Nashville	NHL	52	29	15	4	2999	119	7	2.38
2009-10	Nashville	NHL	58	32	16	5	3246	137	7	2.53
2010-11	Nashville	NHL	64	33	22	9	3789	134	6	2.12
2011-12	Nashville	NHL	73	43	18	8	4169	166	5	2.39
2012-13	Nashville	NHL	43	15	16	8	2444	99	5	2.43
	Dinamo Minsk	KHL	22	9	11	2	1327	68	1	3.08
NHL/PREDATORS TOTALS			293	153	88	34	16739	659	30	2.36

CAREER HIGHLIGHTS

LONGEST WIN STREAK:

11 - Jan. 7-Feb. 4, 2012

MOST SHOTS FACED, GAME:

50 - twice, last (48 saves) Feb. 15, 2011 vs. San Jose

FIRST NHL GAME:

Dec. 15, 2005 vs. Chicago

FIRST NHL WIN:

Dec. 15, 2005 vs. Chicago

FIRST NHL SHUTOUT:

Dec. 1, 2008 at Buffalo

FIRST GAME AS A PREDATOR:

Dec. 15, 2005 vs. Chicago

FIRST SHUTOUT AS A PREDATOR:

Dec. 1, 2008 at Buffalo





CRAIG SMITH

CRAIG SMITH
(KRAIG SMITH)
Center

SHOOTS: Right
HEIGHT: 6-1
WEIGHT: 199
DOB: September 5, 1989
BIRTHPLACE: Madison, Wisconsin
HOMETOWN: Madison, Wisconsin

ACQUIRED

June 27, 2009 - Nashville's sixth choice, 98th overall (fourth round), in the 2009 Entry Draft.

VERSUS THE NHL

	GP	G	A	PTS	PIM
ANA	4	2	1	3	2
BOS	1	0	0	0	0
BUF	1	1	0	1	0
CGY	4	0	2	2	4
CAR	2	2	0	2	0
CHI	4	3	0	3	2
COL	3	1	2	3	6
CBJ	6	1	2	3	2
DAL	3	0	1	1	0
DET	4	0	1	1	0
EDM	4	0	1	1	2
FLA	1	0	0	0	0
L.A.	4	1	0	1	0
MIN	4	0	2	2	2
MTL	1	0	0	0	0
NSH	--	--	--	--	--
N.J.	1	0	0	0	0
NYI	0	0	0	0	0
NYR	1	0	0	0	0
OTT	1	0	0	0	0
PHI	1	0	1	1	0
PHX	4	1	2	3	2
PIT	1	0	0	0	0
STL	5	1	2	3	2
S.J.	4	1	0	1	0
T.B.	1	0	2	2	0
TOR	1	0	0	0	0
VAN	4	0	3	3	4
WSH	2	0	0	0	2
WPG	0	0	0	0	0

2012-13: Tied for third on the team in power-play points (2g-5a-7pts)... Tied for second in the NHL in shootout goals (5), and posted the League's fifth-best success rate among shooters taking at least four attempts (five-for-seven, 71.4 percent)... Appeared in his 100th career NHL game on March 15 at Calgary... Posted five points (1g-4a) in four AHL games during a conditioning assignment with Milwaukee from March 22-27... Played eight games with KalPa of the Finnish Elite League during NHL work stoppage, notching eight points (4g-4a) and 20 penalty minutes... Represented the United States at the World Championships for the third consecutive year, helping the nation claim its first medal at the tournament in nine tries (bronze)... Named one of Team USA's three best players of the tournament as selected by the coaches after leading all skaters in assists, and ranking third in points (4g-10a-14pts)... Tied for 10th in goals and penalty minutes (18) at the World Championships.

2011-12: Tied for seventh among all NHL rookies in goals (14) and assists (22), and ranked eighth in points (36). The point and assist totals were both the second highest by a rookie in franchise history... Tied for second among first-year NHLers in power-play goals (6), and ranked third in shots on goal (172)... Ranked third among rookies, and set a franchise rookie record, in power-play points (6g-7a-13pts)... Set franchise records for road goals, assists and points by a rookie (10g-15a-25pts), ranking second on the team and fourth among rookies... Posted 14 points (7g-7a) in his first 15 NHL games... Participated in the rookie portion of the 2012 All-Star Weekend... Joined Team USA at the 2012 World Championships, posting a pair of assists while playing in the club's final four contests. **PLAYOFFS:** Made his NHL Playoff debut in Game Five of the WCQ vs. Detroit... Recorded his first postseason point/assist in Game One of the WCS vs. Phoenix

AMATEUR: Served as an alternate captain and played all 41 games for the Wisconsin Badgers (WCHA) during his sophomore season in 2010-11... Ranked ninth in the WCHA in goals (19), tied for 11th in conference scoring (19g-24a-43pts) in 2010-11... Paced the 2010-11 Badgers in

goals and penalty minutes (87) while ranking second in points... Tied for fourth in the conference in game-winning goals (5), tied for sixth in power-play points (8g-15a-23pts) and eighth in man-advantage goals... Named one of Team USA's three best players at the 2011 World Championships after leading the team in goals (3) and ranking second in points (6) in seven tournament games... One of only two collegiate underclassmen on the United States' 2011 World Championships entry... Named to the 2010 WCHA All-Rookie Team after finishing the season ninth in NCAA freshman scoring (8g-25a-33pts)... Helped the Badgers advance to the 2010 NCAA National Championship Game, posting three points (1g-2a) in four NCAA Tournament games... A 2009 USHL First-Team All-Star... Waterloo Black Hawks captain and team MVP in 2008-09... Ranked second in the United States Hockey League in assists (48), tied for second in points (76), and tied for eighth in goals (28) in 2008-09... The only player in the league to post at least 70 points and 100 penalty minutes in 2008-09... Posted the USHL's fourth-best plus/minus rating (+32) in 2008-09... Represented the East Division at the 2009 USHL Prospects/All-Star Game... Captained the U.S. Junior Select Team to the 2008 World Junior A Challenge championship... Named to the 2008 World Junior A Challenge All-Star Team after posting eight points (3g-5a) in five games... Ranked third on the Black Hawks in penalty minutes in both 2008-09 (108) and 2007-08 (90)... Participated in the 2007 World Junior A Challenge.

BACKGROUND: Nickname: "Smitty" or "Taz"... Favorites include Forrest Gump (movie), Red Hot Chili Peppers (band), Gander Mountain (place to shop), Virago (Nashville restaurant), Jamaican Jerk Sauce (condiment) and Lone Survivor by Marcus Luttrell (book)... In 20 years, he sees himself living on a quiet lake in Wisconsin, waking up at 5 a.m., drinking coffee and fishing the day away... Of any venue, he'd most like to play a game at Lambeau Field... Spiders are his greatest fear.

TRANSACTIONS: **June 27, 2009** - Nashville's sixth choice, 98th overall (fourth round), in the 2009 Entry Draft.



INTERNATIONAL RECORD

United States

Year	Event	GP	G	A	PTS	PIM
2011	WC	7	3	3	6	4
2012	WC	4	0	2	2	2
2013	WC	10	4	10	14	18

CAREER RECORD

Regular Season

Playoffs

SEASON	CLUB	LEAGUE	GP	G	A	PTS	PIM	GP	G	A	PTS	PIM
2006-07	Waterloo	USHL	45	8	10	18	28	4	0	1	1	8
2007-08	Waterloo	USHL	58	13	10	23	90	11	2	3	5	8
2008-09	Waterloo	USHL	54	28	48	76	108	3	1	3	4	26
2009-10	U. of Wisconsin	WCHA	41	8	25	33	72	--	--	--	--	--
2010-11	U. of Wisconsin	WCHA	41	19	24	43	87	--	--	--	--	--
2011-12	Nashville	NHL	72	14	22	36	30	2	0	1	1	0
2012-13	Nashville	NHL	44	4	8	12	20	--	--	--	--	--
	KalPa	Finland	8	4	4	8	20	--	--	--	--	--
	Milwaukee	AHL	4	1	4	5	0	--	--	--	--	--
NHL/PREDATORS TOTALS			116	18	30	48	50	2	0	1	1	0

STATISTICAL BREAKDOWN

Shootouts

YEAR	TEAM	PP	SH	GW	S	%	+/-	TF	FW	F%	MIN	H	BS	S	G	S%	GOG
2011-12	NSH	6	0	1	172	8.1%	-9	393	173	44.0%	14:11	44	17	4	0	.000	0
2012-13	NSH	2	0	0	83	4.8%	-11	200	79	39.5%	13:51	39	13	7	5	.714	1
TOTALS		8	0	1	255	7.1%	-20	593	252	42.5%	14:03	83	30	11	5	.455	1

CAREER HIGHLIGHTS

MOST GOALS, GAME:

2 - Nov. 9, 2011 at Anaheim

MOST ASSISTS, GAME:

3 - Dec. 1, 2011 at Vancouver

MOST POINTS, GAME:

3 - four times, last (1g-2a) April 7, 2012 at Colorado

MOST PIM, GAME:

4 - Jan. 12, 2012 vs. Colorado

MOST SHOTS, GAME:

7 - Dec. 13, 2011 vs. Calgary

LONGEST GOAL-SCORING STREAK:

2 - three times, last (2g) Feb. 25-27, 2013

LONGEST ASSIST STREAK:

2 - three times, last (2a) April 23-25, 2013

LONGEST POINT-SCORING STREAK:

5 - (2g-3a) Jan. 21-Feb. 2, 2012

CAREER HAT TRICKS:

None

CAREER PENALTY SHOTS:

None

CAREER OVERTIME POINTS:

None

FIRST NHL GAME:

Oct. 7, 2011 at Columbus

FIRST NHL GOAL:

Oct. 7, 2011 at Columbus (Steve Mason)

FIRST GAME AS A PREDATOR:

Oct. 7, 2011 at Columbus

FIRST GOAL AS A PREDATOR:

Oct. 7, 2011 at Columbus (Steve Mason)



NICK SPALING

NICK SPALING
(NIHK SPAW-lihng)
Center

SHOOTS: Left
HEIGHT: 6-1
WEIGHT: 198
DOB: September 19, 1988
BIRTHPLACE: Palmerston, Ontario
HOMETOWN: Drayton, Ontario

ACQUIRED
June 23, 2008 - Nashville's third choice, 58th overall (second round), in 2007 Entry Draft.

VERSUS THE NHL

	GP	G	A	PTS	PIM
ANA	8	2	2	4	2
BOS	2	0	0	0	0
BUF	2	0	0	0	0
CGY	11	0	1	1	8
CAR	5	0	0	0	0
CHI	11	1	1	2	0
COL	9	1	1	2	0
CBJ	14	3	1	4	2
DAL	9	0	1	1	2
DET	15	1	2	3	4
EDM	10	1	0	1	2
FLA	4	0	0	0	0
L.A	8	0	0	0	4
MIN	8	4	2	6	4
MTL	1	0	1	1	0
NSH	--	--	--	--	--
N.J	2	0	0	0	0
NYI	2	1	0	1	0
NYR	2	0	0	0	0
OTT	2	0	0	0	2
PHI	3	1	0	1	0
PHX	9	0	0	0	2
PIT	2	0	0	0	2
STL	13	0	2	2	0
S.J	6	1	0	1	2
T.B	3	1	3	4	0
TOR	2	0	1	1	0
VAN	10	1	1	2	2
WSH	2	0	0	0	0
WPG	4	0	2	2	0

2012-13: Tied for fourth on the team in goals (9) in 47 games, just one shy of his career high set in 77 games during the 2011-12 season... Set career highs in average ice time (15:51) and shooting percentage (15.7)... One of three Predators with multiple game-winning goals (2)... The Predators are 20-4-1 when he scores a goal and 34-9-3 when he records a point all-time... Played the second-most shorthanded minutes on the team (98:12), and ranked second among club forwards in average shorthanded ice time (2:05)... Suited up for his 200th career contest on Feb. 27 at Anaheim... Assisted on Nashville's lone shorthanded goal of the season on March 2 at San Jose.

2011-12: Set career highs in games played (77), goals, assists and points (10g-12a-22pts)... Led Nashville forwards in average shorthanded time on ice (1:57)... Tied for fourth on the club in game-winning goals (4)... Ranked second on the team in face-off efficiency (50.1 percent), winning nearly as many face-offs (448) as he took the season prior (497)... Missed five games due to injury. **PLAYOFFS:** Tied for second on the team in assists (3)... Led Nashville forwards in plus/minus rating (+4)... Ranked second among club forwards in average shorthanded ice time (2:41)... Recorded assists in Games One and Two of the WCO vs. Detroit.

2010-11: Ranked second on the Predators - and 24th among NHL forwards - in average shorthanded ice time (2:40)... Nashville posted a 6-0-0 record when he scored a goal and an 11-0-0 record when he notched a point... His first career goal was a power-play marker on Dec. 13 vs. the New York Islanders... Suited up for his 100th career NHL contest on April 5 vs. Atlanta... Recalled from Milwaukee on Oct. 18 after playing in the Admirals' first four games. **PLAYOFFS:** Tied for fourth on the team in points (2g-4a) and third in plus/minus (+3)... Led Nashville forwards in average shorthanded ice time (2:23)... Set up both of Nashville's overtime goals - Jerred Smithson's in Game Five of the WCO vs. Anaheim and Matt Halischuk's double-OT goal in Game Two of the WCS vs. Vancouver... Scored two goals - including the series-deciding marker - in Game Six of Nashville's WCO series vs. Anaheim.

2009-10: Recalled to Nashville twice (Dec. 15 and March 23)... Posted his first career point/assist in his NHL debut on Dec. 15, 2009 vs. Tampa

Bay... Scored five of his seven AHL goals on the power play, tying for fifth on the Admirals.

PLAYOFFS: One of three rookies on Nashville's postseason roster... Suited up for all six playoff games.

2008-09: Tied for fourth on Milwaukee (AHL) in points (35) and tied fifth on the Admirals in assists (23) during his first professional season... Ranked second on the Admirals in games played (79)... Tied for the team lead in shootout goals (4) and shootout attempts (11).

AMATEUR: Helped the Kitchener Rangers win the 2008 OHL Championship and reach the Memorial Cup Finals... Tied for second in assists (6) and tied for third in points (8) at the 2008 Memorial Cup... Ranked third in 2008 OHL playoffs in goals (14) and fifth in points (30)... Tied for the 2008 OHL playoff lead in power-play goals (8)... Scored the game-winning goal in Game Seven of the 2008 OHL Finals series vs. Belleville... Ranked second on Kitchener in goals (38) and third in points (72) in 2007-08 despite missing six weeks with mononucleosis... Also ranked second in the League and led the Rangers in power-play goals (25) in 2007-08... Scored a goal for the Eastern Conference at the 2008 OHL All-Star Classic... Ranked third on the 2006-07 Kitchener Rangers with 59 points (23g-36a)... Competed in the 2007 CHL Top Prospects Game.

BACKGROUND: Nickname "Spals"... Helps put on the Tyler Lopers Memorial Golf Tournament each summer in memory of his cousin who died in 2005 after a long fight with cancer. Nick and Tyler were the same age, and grew up playing hockey and going to school together... Lists his older brother Nathan as the biggest influence on his career. Nathan completed his senior season and served as captain at University of Ontario Institute of Technology in 2010-11... Favorites include Brett Eldridge (musician), Doug Gilmour (player to watch), Lose Yourself by Eminem (pump-up song) and New York Yankees (non-hockey uniform)... Thing he misses most about his hometown is The Stray Cats, a slow pitch softball team he plays on with all his buddies.

TRANSACTIONS: **June 23, 2008** - Nashville's third choice, 58th overall (second round), in 2007 Entry Draft.



CAREER HIGHLIGHTS

MOST GOALS, GAME:
2 - twice, last March 10, 2011 vs. Minnesota

MOST ASSISTS, GAME:
1 - 25 times, last April 7, 2013 at Chicago

MOST POINTS, GAME:
2 - six times, last (1g-1a) April 7, 2013 at Chicago

MOST PIM, GAME:
6 - Feb. 1, 2011 vs. Calgary

MOST SHOTS, GAME:
5 - twice, last Oct. 7, 2011 at Columbus

LONGEST GOAL-SCORING STREAK:
2 - twice, last (2g) March 12-14, 2013

LONGEST ASSIST STREAK:
2 - (2a) Jan. 1-5, 2012

LONGEST POINT-SCORING STREAK:
3 - (2g-1a) March 12-15, 2013

CAREER HAT TRICKS:
None

CAREER PENALTY SHOTS:
None

CAREER OVERTIME POINTS:
None

FIRST NHL GAME:
Dec. 15, 2009 vs. Tampa Bay

FIRST NHL GOAL:
Dec. 13, 2010 vs. NY Islanders (Dwayne Roloson)

FIRST GAME AS A PREDATOR:
Dec. 15, 2009 vs. Tampa Bay

FIRST GOAL AS A PREDATOR:
Dec. 13, 2010 vs. NY Islanders (Dwayne Roloson)

CAREER RECORD			Regular Season					Playoffs				
SEASON	CLUB	LEAGUE	GP	G	A	PTS	PIM	GP	G	A	PTS	PIM
2004-05	Listowel	OJHL-B	61	25	27	52	58	--	--	--	--	--
2005-06	Kitchener	OHL	62	10	15	25	22	5	0	3	3	0
2006-07	Kitchener	OHL	61	23	36	59	41	9	2	3	5	4
2007-08	Kitchener	OHL	56	38	34	72	18	25	16	22	38	11
2008-09	Milwaukee	AHL	79	12	23	35	28	11	0	3	3	8
2009-10	Milwaukee	AHL	48	7	10	17	21	--	--	--	--	--
	Nashville	NHL	28	0	3	3	0	6	0	0	0	0
2010-11	Nashville	NHL	74	8	6	14	20	12	2	4	6	0
	Milwaukee	AHL	4	1	1	2	2	--	--	--	--	--
2011-12	Nashville	NHL	77	10	12	22	18	10	0	3	3	0
2012-13	Nashville	NHL	47	9	4	13	18	--	--	--	--	--
NHL/PREDATORS TOTALS			179	18	21	39	38	28	2	7	9	0

Statistical Breakdown														Shootouts			
Year	Team	PP	SH	GW	S	%	+/-	TF	FW	F%	MIN	H	BS	S	G	S%	GDG
2009-10	NSH	0	0	0	26	0.0%	3	95	39	41.1%	11:03	13	9	0	0	.000	0
2010-11	NSH	1	0	2	75	10.7%	-10	497	253	50.9%	13:55	37	33	0	0	.000	0
2011-12	NSH	0	0	3	107	9.3%	-7	894	448	50.1%	15:42	43	38	0	0	.000	0
2012-13	NSH	1	0	2	57	15.8%	-10	482	223	46.3%	15:51	38	21	0	0	.000	0
TOTALS		2	0	7	265	10.2%	-24	1968	963	48.9%	14:34	131	101	0	0	.000	0



VIKTOR STALBERG

VIKTOR STALBERG

(VIHK-tohr STAHL-buhrg)

Right Wing

SHOOTS: Left

HEIGHT: 6-3

WEIGHT: 209

DOB: January 17, 1986

BIRTHPLACE: Gothenburg, Sweden

HOMETOWN: Gothenburg, Sweden

ACQUIRED

July 5, 2013 - Signed as a free agent by Nashville

VERSUS THE NHL

	GP	G	A	PTS	PIM
ANA	12	1	3	4	2
BOS	6	1	1	2	6
BUF	7	3	0	3	4
CGY	12	2	1	3	13
CAR	4	0	0	0	2
CHI	0	0	0	0	0
COL	12	0	4	4	2
CBJ	16	11	3	14	14
DAL	10	1	5	6	0
DET	15	2	3	5	4
EDM	12	1	3	4	8
FLA	6	1	1	2	0
L.A	10	1	2	3	6
MIN	11	2	3	5	2
MTL	5	2	3	5	4
NSH	16	5	2	7	4
N.J	3	1	2	3	0
NYI	4	0	0	0	2
NYR	6	0	0	0	8
OTT	5	0	1	1	6
PHI	5	0	0	0	8
PHX	11	2	4	6	4
PIT	4	1	1	2	0
STL	16	4	5	9	7
S.J	12	4	2	5	6
T.B	3	2	0	2	2
TOR	2	1	0	1	2
VAN	12	2	2	4	10
WSH	3	1	0	1	0
WPG	3	2	1	3	6

2012-13: Tied for fifth on the Presidents' Trophy and Stanley Cup winning Chicago Blackhawks in goals, and tied for sixth in points (9g-14a-23pts)... Ranked fourth on the Blackhawks in plus/minus rating with a career high (+16), and fifth in shots (113) despite ranking 20th on the team in average ice time (14:07)... Amassed all nine of his goals, and 12 of his 14 assists, at even strength... Appeared in his 200th career contest on Jan. 24 at Dallas... Started the season with Frolunda (Sweden) before transferring to Atlant Mytishchi (KHL) in November. **PLAYOFFS:** Suited up for 19 of Chicago's 23 games en route to the Stanley Cup... Notched an assist on the game-winning goal in Chicago's playoff opener, a 2-1 win over Minnesota in Game One of the Western Conference Quarterfinals... Dressed for the final four games of the Stanley Cup Finals.

CAREER NOTES: Set career highs in goals (22), assists (21), points (43), games played (79), game-winning goals (6), shots (215) and shooting percentage (10.2) in **2011-12**... Ranked second on the Blackhawks and tied for 18th in the NHL in game-winning goals in 2011-12... Was the only NHL player during the 2011-12 season to register more than 25 points and 20 goals, despite zero coming on special teams... Ranked fourth on the 2011-12 Hawks in both hits (91) and shots... Named the NHL's Second Star of the Week on Jan. 16, 2012 after amassing six points (5g-1a) in four games... Suited up for all eight of Sweden's games at the 2012 World Championships, tying for third on the team in goals (3) and ranking fourth in plus/minus rating (+4)... Notched 23 (12g-11a) of his 24 points (12g-12a) at even strength during his first campaign with Chicago in **2010-11**... Set career highs in penalty minutes (43) and hits (102) in 2010-11... Ranked fourth on the 2010-11 Hawks in game-winning goals (3)... Was a perfect two-for-two on shoot-out attempts in 2010-11, the first two attempts of his career... Scored his first career playoff goal in his second postseason game - Game Two of the 2011 Western Conference Quarterfinals vs. Vancouver... Set a career high in ice time (14:36) during his rookie season with Toronto in **2009-10**... Collected his first career point/assist

in his NHL debut on Oct. 1, 2009 vs. Montreal... Ranked second on the 2009-10 Toronto Marlies (AHL) in points (12g-21a-33pts) despite dressing for only 39 of the team's 80 games... Tied for sixth among 2009-10 AHL rookies in points per game (.85)... Made his professional debut with the Marlies upon the completion of his collegiate career, appearing in a pair of 2009 Calder Cup Playoff games.

AMATEUR: Tied for fifth in the nation in goals (24), and tied for 14th in the NCAA in points (46), during his third and final season at the University of Vermont (Hockey East) in 2008-09... A 2009 First-Team East All-American, Hockey East First-Team All-Star... Named a finalist for the 2009 Hobey Baker Award... Helped Vermont win the 2009 NCAA East Regional and advance to the Frozen Four for the second time in school history... Named to the 2009 All-East Regional Team... Tied for the Catamounts team lead in goals (10), and ranked third in points (23), during his sophomore season in 2007-08... A 2008 Hockey East All-Academic Team honoree... Led all Vermont skaters in penalty minutes (53) during his freshman season in 2006-07... Named to the 2007 Hockey East All-Academic Team... Tied for second in Swedish junior league in goals (27) and ranked third in points (53) with Frolunda's junior team in 2005-06... Led all skaters in points (6g-5a-11pts) and tied for first in play-off goals during the 2006 postseason, helping Frolunda claim the silver medal.

BACKGROUND: Nickname - "Stally"... On Twitter: @VStalberg... Favorites include: Inception (movie), Avicii (musician), Virago (Nashville restaurant) and Peter Forsberg (player to watch)... Considers a cheetah to be his spirit animal... His worst fear is snakes.

TRANSACTIONS: **July 5, 2013** - Signed as a free agent by Nashville... **June 30, 2010** - Acquired by Chicago from Toronto along with Chris DiDomenico and Philippe Paradis for Kris Versteeg and Bill Sweatt... **June 24, 2006** - Toronto's fifth selection, 161st overall (sixth round), in the 2006 Entry Draft.



INTERNATIONAL RECORD

Sweden

Year	Event	GP	G	A	PTS	PIM
2012	WC	8	3	1	4	2

CAREER RECORD

SEASON	CLUB	LEAGUE	Regular Season						Playoffs					
			GP	G	A	PTS	PIM		GP	G	A	PTS	PIM	
2005-06	Frolunda Jr.	Sweden-Jr.	41	27	26	53	89		7	6	5	11	6	
2006-07	U. of Vermont	H-East	39	7	8	15	53		--	--	--	--	--	
2007-08	U. of Vermont	H-East	39	10	13	23	34		--	--	--	--	--	
2008-09	U. of Vermont	H-East	39	24	22	46	32		--	--	--	--	--	
	Toronto	AHL	--	--	--	--	--		2	0	1	1	0	
2009-10	Toronto	NHL	40	9	5	14	30		--	--	--	--	--	
	Toronto	AHL	39	12	21	33	36		--	--	--	--	--	
2010-11	Chicago	NHL	77	12	12	24	43		7	1	0	1	5	
2011-12	Chicago	NHL	79	22	21	43	34		6	0	2	2	8	
2012-13	Chicago	NHL	47	9	14	23	25		19	0	3	3	6	
	Frolunda	Sweden	11	7	5	12	10		--	--	--	--	--	
	Atlant Mytishchi	KHL	14	3	7	10	4		--	--	--	--	--	

NHL TOTALS

243 52 52 104 132 39 1 5 6 21

STATISTICAL BREAKDOWN

YEAR	TEAM	PP	SH	GW	S	%	+/-	TF	FW	F%	MIN	H	BS	Shootouts			
														S	G	%	GDG
2009-10	TOR	0	0	0	117	7.7%	-13	9	3	33.3%	14:36	64	18	0	0	.000	0
2010-11	CHI	0	0	3	135	8.9%	2	9	5	55.6%	10:41	102	25	2	2	1.000	2
2011-12	CHI	0	0	6	215	10.2%	6	11	5	45.5%	14:04	91	24	0	5	.000	0
2012-13	CHI	0	0	1	113	8.0%	16	1	0	0.0%	14:07	43	14	0	0	.000	0
TOTALS		0	0	10	580	9.0%	11	30	13	43.3%	13:06	300	81	2	7	.286	2

CAREER HIGHLIGHTS

MOST GOALS, GAME:

3 - Jan. 10, 2012 vs. Columbus

MOST ASSISTS, GAME:

3 - March 16, 2013 vs. Dallas

MOST POINTS, GAME:

3 - three times, last (3a) March 16, 2013 vs. Dallas

MOST PIM, GAME:

5 - twice, last April 4, 2013

MOST SHOTS, GAME:

9 - Dec. 20, 2011 at Pittsburgh

LONGEST GOAL-SCORING STREAK:

3 - (4g) Dec. 20-26, 2011

LONGEST ASSIST STREAK:

4 - (4a) March 1-6, 2013

LONGEST POINT-SCORING STREAK:

5 - (2g-3a) Nov. 10-18, 2011

CAREER HAT TRICKS:

1 - Jan. 10, 2012 vs. Columbus

CAREER PENALTY SHOTS:

2 - Jan. 5, 2011 vs. Dallas (Lehtonen): No Goal; March 11, 2012 vs. Los Angeles (Quick): No Goal

CAREER OVERTIME POINTS:

4 - (2g-2a)

FIRST NHL GAME:

Oct. 1, 2009 vs. Montreal

FIRST NHL GOAL:

Dec. 18, 2009 at Buffalo (Ryan Miller)

FIRST GAME AS A PREDATOR:

None

FIRST GOAL AS A PREDATOR:

None



SHEA WEBER

SHEA WEBER

(SHAY WEHB-uhr)
Defense

SHOOTS: Right

HEIGHT: 6-4

WEIGHT: 234

DOB: August 14, 1985

BIRTHPLACE: Sicamous,

British Columbia

HOMETOWN: Sicamous, British Columbia

ACQUIRED

June 22, 2003 - Nashville's fourth choice, 49th overall (second round) in the 2003 NHL Entry Draft.

VERSUS THE NHL

	GP	G	A	PTS	PIM
ANA	22	5	9	14	25
BOS	6	3	0	3	2
BUF	6	0	1	1	2
CGY	23	4	6	10	18
CAR	8	4	3	7	6
CHI	39	9	8	17	28
COL	24	5	9	14	13
CBJ	36	8	22	30	26
DAL	23	4	5	9	18
DET	41	8	11	19	43
EDM	23	8	9	17	24
FLA	7	2	2	4	2
L.A.	21	5	8	13	12
MIN	23	5	9	14	15
MTL	5	2	1	3	0
NSH	--	--	--	--	--
N.J.	7	0	2	2	4
NYI	5	0	1	1	4
NYR	5	1	0	1	0
OTT	6	2	2	4	4
PHI	6	0	4	4	0
PHX	26	4	9	13	12
PIT	5	1	3	4	2
STL	42	4	13	17	33
S.J.	23	5	13	18	19
T.B.	5	1	1	2	5
TOR	5	1	2	3	2
VAN	25	4	6	10	40
WSH	7	2	2	4	8
WPG	6	2	1	3	2

CAREER NOTES: Has participated in three consecutive all-star games (2009, 2011, 2012)... Has scored 106 goals since the start of the 2006-07 season, most among NHL defensemen... Ranked first on the franchise's all-time goals (108) and game-winning goals (17) by a defenseman list, and is second only to Kimmo Timonen in points by a Nashville d-man (291). Nashville's all-time leader in power-play goals (49), and is third on the franchise's goals list and fourth in points... Second in franchise OT goals (5), and tied for second in OT points (9)... Also paces all defensemen on the franchise's playoff games played (43), goals (10), assists (10) and points (20) lists... Was named the fifth captain in franchise history - and first homegrown captain - on July 8, 2010.

2012-13: Led the team - and tied for 10th among NHL defensemen - in points (9g-19a-28pts)... One of two defensemen (Phoenix's Keith Yandle) to lead his team in scoring... Tied for fifth in goals among NHL defensemen... Paced the team in assists, and tied for second in power-play goals (3)... Led team in ice time in 37 of 48 games, and logged more than 25 minutes on 33 occasions. Finished fourth in the League in total ice time (1,244:14) and sixth in average time on ice (25:55)... Led the team and ranked fourth among defensemen in shots on goal (124)... One of three Preds to play in all 48 games... One of only two NHL defensemen to rank among the Top 15 at the position in points, hits (T-13th, 112) and ice time... Paced the team, and tied for 26th in the NHL in blocked shots (90)... Posted 27 points (9g-18a) in his final 35 games of the season, ranking third in blueliner points after Feb. 13... Moved into sole possession of third place on the franchise's all-time goals list in the season finale on April 27 at Columbus... Scored his fifth career overtime goal vs. Detroit on Feb. 19, giving him a career-high three-game goal streak (Feb. 16-19)... Became the sixth player in franchise history to appear in 500 games on Feb. 25 vs. Dallas.

2011-12: Finished second in voting for the Norris Trophy for the second consecutive season, losing by 12-or-fewer votes for the second straight year (Ottawa's Erik Karlsson: 1,069-Weber: 1,057)... Received the 13th-most votes for the Hart Trophy... Tied for first among NHL defensemen in goals (19), the second-highest total in franchise history... Tied a career high and led all blueliners in power-play goals (10)... Ranked sixth among NHL defensemen in points (49)... The only defensemen to score multiple shorthanded goals (2), doubling his career output... Ranked among the NHL's Top 10 defensemen in shots (third, 230), average time on ice (fifth with a career high, 26:09) and power-play points (tied for sixth, 22)... Posted a career high in plus/minus rating (+21),

the second-highest total in franchise history and tied for seventh among d-men... The NHL's only defenseman to post at least 40 points, a +20 rating and average more than 25:00 per game... Led the team in hits (170) and ranked second in blocked shots with a career high (140)... Participated in the 2012 NHL All-Star Game, becoming the first Predator to appear in three consecutive All-Star Games... Registered a shot of 106.0 mph in the Hardest Shot Contest during All-Star Weekend, finishing second to Zdeno Chara for the third consecutive time... Missed four games due to injury.**PLAYOFFS:** Ranked fourth in the post-season in average ice time (28:26)... Scored goals in back-to-back games of the WCQ vs. Detroit (Games Two and Three).

2010-11: 2011 Norris Trophy runner-up in what was the closest race for first place (Nicklas Lidstrom: 736, Weber: 727) since 1996 (Chicago's Chris Chelios: 408, Boston's Ray Bourque, 403)... A 2010-11 NHL First-Team All-Star, the first Predator named to the First All-Star Team... Tied for fourth among NHL defensemen in goals (16) and 10th in points (48)... Tied for sixth at the position in game-winning goals (6) and ninth in power-play goals (6)... Tied for third on the team in points and ranked third in assists with a career high (32)... Ranked third among League blueliners in shots (254)... Had the sixth-most hits among NHL d-men with a career high (211)... Played in all 82 games for the first time in his career, logging the third-most minutes in the League (2,076:09)... Made his second straight All-Star Game appearance in 2011, forming a pairing with Lidstrom to post a +6 rating and four assists, becoming just the second defenseman in All-Star Game history to amass four helpers (Bourque, 1985)... Played in his 400th NHL game on April 5 vs. Atlanta... Recorded his 200th NHL point with an assist on Feb. 9 at Detroit. **PLAYOFFS:** Set franchise records for goals (3) and points (5) by a defenseman in a playoff series during the WCQ vs. Anaheim... Ranked fourth in among all NHL skaters in the playoffs in average ice time (27:58)... Scored the first goal of the WCQ in Game One, and forced overtime in Nashville's eventual Game Five victory with a goal at 19:24 of the third frame... Played a game-high 42:12 in Nashville's double-OT victory in Game Four of the WCS at Vancouver.

2009-10: Tied for second among NHL defensemen in goals (16)... Also tied for fourth among League blueliners in power-play goals (7) and tied for fifth at the position in game-winning goals (3)... Finished seventh in voting for both the Norris Trophy and the NHL All-Star Teams... Tied for 17th among d-men in points (43), and third among blueliners in shots (222)... Paced the team in power-play points (7g-13a-20pts)...



Led the team in hits (165)... Notched his 100th career assist on March 11 at San Jose... Won a gold medal with Team Canada at the 2010 Vancouver Olympics... Named to the Olympic All-Star Team after tying for second among all defensemen in points (2g-4a) and ranking second on the team in average ice time (20:37)... Posted a point in Canada's first six games of the tournament, and was one of just four d-men to register multiple goals in the tournament. **PLAYOFFS:** Led the team in average ice time (24:26), blocked shots (14), and tied for the team lead in hits (18).

2008-09: Set a franchise record for goals by a defenseman and tied for second among NHL blueliners in goals with a career high (23). It was also tied for the fourth-highest goal output by a d-man since the 1994-95 season... Tied for the second-highest point output by a d-man in club history, and tied for eighth among NHL defensemen with a career high (53)... Ranked eighth among league blueliners in hits (192)... The NHL's only player to finish in the Top 10 among defensemen in both hits and points... Finished fourth in voting for the Norris Trophy and fifth in NHL All-Star Team voting... Ranked third among League d-men in shots (251)... Led the team in power-play goals (10), and tied for second in game-winning goals (4), both career highs... Ranked second on the club in average ice time (23:58)... Finished second on the club in goals and penalty minutes with a career high (80)... Scored 10 goals in the club's first 20 games, making him the first NHL defenseman to reach double-figures in goals in a season so quickly since 1987-88 (Buffalo's Phil Housley, 15 games; Toronto's Al Iafraite, 19 games)... Played in his first career All-Star Game and led the Western Conference in ice time (22:16) while playing on a defensive pairing with Anaheim's Scott Niedermayer... His second try in the Hardest Shot Competition during All-Star Saturday's Skills Competition registered 103.4 mph, good for second to Boston's Zdeno Chara... Named the NHL's Third Star of the Month of October after leading all NHL defensemen in scoring (4g-7a-11pts)... Earned a silver medal with Canada at the 2009 World Championships in Switzerland... Named Best Defenseman of the World Championships by the directorate, Canada's top player by the tournament's coaches, and a Media All-Star... Led all defensemen and tied for third in tournament scoring (4g-8a-12pts)... Tied for the tournament lead among blueliners, and tied for fourth overall, in assists... Also ranked second among d-men in goals and finished third overall in power-play tallies (4)... Paced Team Canada in average ice time (24:02).

2007-08: Collected his first overtime goal/point on Feb. 16 vs. St. Louis... Missed 28 of the season's first 44 games due to injury. **PLAYOFFS:** Tied for the team lead in points (1g-3a)... Registered points in three of the club's first four postseason games... Led the team in hits (18).

2006-07: Led Nashville d-men in goals (17) and ranked second in rearguard scoring (40)... Led the team in hits (165)... Was one of six NHL defensemen with 17 or more goals... Tallied the first three two-goal games of his career in a 12-game span (Feb. 14-March 8)... Notched two assists and a +3 rating in the 2007 NHL YoungStars Game on Jan. 24 in Dallas... Missed three games due to injury... Won a gold medal with Canada at the 2007 World Championships in Russia and led his team in pen-

alty minutes (31). **PLAYOFFS:** Tied for the team lead in assists (3) and shots (14)... Recorded two assists in Game One of the WCQ vs. Detroit.

2005-06: Ranked 11th among NHL rookies with a +8 rating... Scored his first NHL goal and registered his first career multi-point game (1g-1a) at St. Louis on April 6... Opened the season with Milwaukee (AHL) and was recalled three times (Jan. 6-7, Jan. 13-20 and Feb. 6-May 1)... In 46 games with Milwaukee, he led club defensemen in goals (12) and power-play goals (9)... Led Milwaukee d-men in goals and points (6g-5a-11pts), and ranked second overall on the club in power-play goals (5) in the playoffs... **PLAYOFFS:** Scored his first career playoff goal in his first playoff game (April 21), becoming the first rookie in franchise history to tally in the postseason... Tied for second among NHL rookie blueliners, and tied for the team lead, with two goals in the postseason.

AMATEUR: Named runner-up for the WHL's 2004-05 Bill Hunter Memorial Trophy (defenseman of the year) and was named to the 2004-05 WHL West First All-Star Team... Named WHL Playoff MVP in 2005 after helping Kelowna capture its second championship in three years and clinch its third entry into the Memorial Cup in as many years... Won a gold medal with Canada at the 2005 World Junior Championships and tied for third in the tournament with a +10 rating... Helped Kelowna capture the CHL Memorial Cup in 2004 and was named to the tournament All-Star team... Led Kelowna and WHL defensemen in points (3g-14a-17pts) and assists in the 2004 WHL playoffs... Named to the WHL West Second All-Star Team in 2003-04 after leading the Rockets and tying for 11th in the WHL with a +23 rating... Also ranked second on Kelowna in power-play goals (8) and penalty minutes (126) in 2003-04... A member of the 2003 WHL Champion Kelowna Rockets.

BACKGROUND: Nickname: "Webs"... Favorites include Slapshot (movie), Dexter (TV show), Dierks Bentley (musician), Sperry's (Nashville restaurant) and the Toronto Blue Jays (favorite sports team growing up)... Rob Blake was his favorite player growing up... Lists winning Olympic Gold in 2010 as his top hockey accomplishment... Helps put on the Sicamous Shootout each July, a golf tournament to benefit the B.C. Cancer Society... Would like to someday own and operate a restaurant... Enjoys Nashville for its small-town feel, friendly people and great hockey fans... Has two Great Dane/Bull Mastiff mixes: Dug and Rod... Wife: Bailey.

TRANSACTIONS: June 22, 2003 - Nashville's fourth choice, 49th overall (second round), in the 2003 NHL Entry Draft.



SHEA WEBER



STATISTICAL BREAKDOWN

Statistical Breakdown													Shootouts				
Year	Team	PP	SH	GW	S	%	+/-	TF	FW	F%	MIN	H	BS	S	G	S%	GDG
2005-06	NSH	2	0	1	46	4.3%	8	0	0	0.0%	17:00	54	38	0	0	.000	0
2006-07	NSH	6	0	2	152	11.2%	13	0	0	0.0%	19:23	165	77	0	0	.000	0
2007-08	NSH	5	0	2	152	3.9%	-6	0	0	0.0%	19:29	115	44	0	0	.000	0
2008-09	NSH	10	1	4	251	9.2%	1	0	0	0.0%	23:58	192	95	0	0	.000	0
2009-10	NSH	7	0	3	222	7.2%	0	0	0	0.0%	23:10	165	106	1	0	.000	0
2010-11	NSH	6	1	3	254	6.3%	7	0	0	0.0%	25:19	211	113	0	0	.000	0
2011-12	NSH	10	2	1	230	8.3%	21	0	0	0.0%	26:09	177	140	0	0	.000	0
2012-13	NSH	3	0	1	124	7.3%	-2	0	0	0.0%	25:55	112	90	0	0	.000	0
TOTALS		49	4	17	1431	7.5%	42	0	0	0.0%	23:03	1191	703	1	0	.000	0





INTERNATIONAL RECORD

Canada

Year	Event	GP	G	A	PTS	PIM
2005	WJC	6	0	0	0	10
2007	WC	6	1	1	2	31
2009	WC	9	4	8	12	6
2010	Olympics	7	2	4	6	2

CAREER RECORD

SEASON	CLUB	LEAGUE	Regular Season					Playoffs				
			GP	G	A	PTS	PIM	GP	G	A	PTS	PIM
2001-02	Sicamous	KIJHL	47	9	33	42	87	--	--	--	--	--
	Kelowna	WHL	5	0	0	0	0	--	--	--	--	--
2002-03	Kelowna	WHL	70	2	16	18	167	19	1	4	5	26
2003-04	Kelowna	WHL	60	12	20	32	126	17	3	14	17	16
2004-05	Kelowna	WHL	55	12	29	41	95	18	9	8	17	25
	Milwaukee	AHL	46	12	15	27	49	14	6	5	11	16
2005-06	Nashville	NHL	28	2	8	10	42	4	2	0	2	8
2006-07	Nashville	NHL	79	17	23	40	60	5	0	3	3	2
2007-08	Nashville	NHL	54	6	14	20	49	6	1	3	4	6
2008-09	Nashville	NHL	81	23	30	53	80	--	--	--	--	--
2009-10	Nashville	NHL	78	16	27	43	36	6	2	1	3	4
2010-11	Nashville	NHL	82	16	32	48	56	12	3	2	5	8
2011-12	Nashville	NHL	78	19	30	49	46	10	2	1	3	9
2012-13	Nashville	NHL	48	9	19	28	48	--	--	--	--	--
NHL/PREDATORS TOTALS			528	108	183	291	417	43	10	10	20	37

CAREER HIGHLIGHTS

MOST GOALS, GAME:

2 - nine times, last March 31, 2012 vs. Chicago

MOST ASSISTS, GAME:

3 - four times, last March 8, 2013 vs. Edmonton

MOST POINTS, GAME:

4 - (1g-3a) Oct. 18, 2008 vs. Columbus

MOST PIM, GAME:

15 - twice, last March 12, 2013 at Dallas

MOST SHOTS, GAME:

10 - twice, last Jan. 2, 2010 vs. Anaheim

LONGEST GOAL-SCORING STREAK:

3 - (3g) Feb. 16-19, 2013

LONGEST ASSIST STREAK:

4 - three times, last (6a) Dec. 17-23, 2011

LONGEST POINT-SCORING STREAK:

9 - (3g-10a) Dec. 31, 2010-Jan. 16, 2011

CAREER HAT TRICKS:

None

CAREER PENALTY SHOTS:

None

CAREER OVERTIME POINTS:

10 (5g-5a)

FIRST NHL GAME:

Jan. 6, 2006 vs. Detroit

FIRST NHL GOAL:

April 6, 2006 at St. Louis (Reinhard Divis)

FIRST GAME AS A PREDATOR:

Jan. 6, 2006 vs. Detroit

FIRST GOAL AS A PREDATOR:

April 6, 2006 at St. Louis (Reinhard Divis)



COLIN WILSON

COLIN WILSON

(KAH-lihn WIHL-suhn)
Center

SHOOTS: Left

HEIGHT: 6-1

WEIGHT: 210

DOB: October 20, 1989

BIRTHPLACE: Greenwich, Connecticut

HOMETOWN: Winnipeg, Manitoba

ACQUIRED

June 20, 2008 - Nashville's first choice, seventh overall (first round), in 2008 Entry Draft.

VERSUS THE NHL

	GP	G	A	PTS	PIM
ANA	8	1	3	4	0
BOS	3	2	1	3	0
BUF	2	0	2	2	0
CGY	7	1	1	2	0
CAR	4	1	1	2	0
CHI	13	3	1	4	0
COL	7	2	1	3	0
CBJ	13	3	5	8	0
DAL	9	4	2	6	0
DET	14	2	2	4	4
EDM	9	1	0	1	0
FLA	4	1	1	2	0
L.A	10	2	3	5	0
MIN	9	1	3	4	6
MTL	2	0	0	0	0
NSH	--	--	--	--	--
N.J	3	1	1	2	2
NYI	3	0	1	1	2
NYR	3	2	0	2	2
OTT	3	0	1	1	0
PHI	4	0	1	1	2
PHX	10	1	3	4	2
PIT	2	0	1	1	0
STL	14	2	2	4	5
S.J	9	3	3	6	0
T.B	2	1	0	1	0
TOR	2	0	0	0	0
VAN	9	2	4	6	13
WSH	4	1	1	2	0
WPG	3	2	1	3	7

2012-13: Was leading the team in points (7g-12a-19pts, 25gpp) when he sustained a season-ending shoulder injury on March 9 vs. Minnesota, causing him to miss the final 23 games of the season... Posted 18 points (6g-12a) in 18 games from Feb. 1 until the time of his injury. This included a career-long five-game point streak (2g-5a) from Feb. 12-19... Ranked third in the League (minimum five goals) and set a career high in shooting percentage (26.9)... Set a career high in average ice time (16:34)... Notched 13 points (6g-7a) in 12 home games, finishing second on the team in home points... Posted the first four-point (2g-2a) outing of his career on March 8 vs. Edmonton. His first point (assist) was the 100th of his career, making him the 11th Predators draft pick to reach the century mark in points for the club... Appeared in his 200th career game on Feb. 16 vs. Anaheim... Notched his first career three-assist performance on Feb. 5 at St. Louis.

2011-12: Set career highs in assists (20) and points (35)... Tied for second on the team in game-winning goals (5), and fourth on the club in power-play goals (5), both career highs... Set a career high in shots (114)... Notched his first career overtime goal on Dec. 6 at Columbus. **PLAYOFFS:** Dressed in Nashville's final four games of the postseason, scoring his first career playoff goal in Game Five of the WCS vs. Phoenix.

2010-11: One of three players to suit up for all 82 of Nashville's games... Tied for fifth on the team in goals (16), doubling his rookie output... Ranked fourth on the team in shooting percentage (15.8)... Played in his 100th career NHL game on March 3 at Vancouver. **PLAYOFFS:** Dressed for three of the club's six WCS games vs. Vancouver.

2009-10: Started the season with Nashville (1g-1a-2pts, 10gpp), then appeared in Nashville's final 25 regular-season games after a Feb. 9 recall (7g-6a-13pts)... Scored his first career NHL goal on Oct. 21 at Boston and followed it up with his first career assist the following night at Ottawa... Became the fourth teenage player (19 years, 357 days) in franchise history upon making his NHL debut on Oct. 12 vs. Edmonton... Missed 11 NHL games due to injury... Named AHL Rookie of the Month for January after amassing 20 points (7g-13a) in 17 games during the month. **PLAYOFFS:** Appeared in all six of the club's playoff games, posting his first career playoff point/assist in Game Six.

AMATEUR: The 2009 USA Hockey College Player of the Year, and the Inside College Hockey 2009 Player of the Year ... One of three Hobey Baker "Hat Trick" Finalists in 2008-09 after finishing second in the nation in both points (55) and assists (38)... Helped BU win the 2009 NCAA National Championship... Named to the 2009 Frozen Four All-Tournament Team after posting five points (2g-3a) in four NCAA Tournament games... A 2009 First-Team East All-America selection and First-Team All-Hockey East... 2009 Hockey East Scoring Champion... Named Team USA's Most Outstanding Player at the 2009 World Junior Championships after tying for eighth in the tournament in points (3g-6a-9pts, 6gp)... The lone college player on Team USA at the 2009 World Championships in Switzerland... Became the fifth player in Boston University history to be named Hockey East Rookie of the Year in 2007-08 after posting 35 points (13g-22a) in 37 games... Tied for the goal-scoring lead at 2008 World Junior Championships and ranked second on Team USA in points... Played in both the 2006 and 2007 Under-18 World Championships, winning a gold medal in 2006 and tying for the tournament scoring lead (5g-7a), while leading Team USA to a silver medal, in 2007... Led the U.S. Under-18 National Team Development Program in assists (45) in 2006-07.

BACKGROUND: Nickname: "Willy"... On Twitter - @ColinWilson33... His dad, Carey, played 12 seasons in the NHL for Calgary, Hartford and N.Y. Rangers... His grandfather, Gerry, had a brief stint in the NHL with the Montreal Canadiens and later was the Winnipeg Jets team doctor. He is also known for pioneering the arrival of European hockey players in North America... Jaromir Jagr was his favorite player growing up, and St. Louis defenseman Kevin Shattenkirk and Toronto forward James van Riemsdyk are his closest friends in the sport... Works closely with Kids on the Block's Anti-Bullying Campaign in Nashville... Favorites include Ellie Goulding, Steve Angello and Of Monsters and Men (musicians), BrickTops (Nashville restaurant) and My Week with Marilyn (movie)... Would consider a walrus his spirit animal and Twinkies his guilty pleasure... Has a Golden Retriever named Gatsby.

TRANSACTIONS: **June 20, 2008** - Nashville's first choice, seventh overall (first round), in 2008 Entry Draft.



INTERNATIONAL RECORD

United States

Year	Event	GP	G	A	PTS	PIM
2006	U-18 WC	6	0	1	1	8
2007	U-18 WC	7	5	7	12	4
2008	WJC	6	6	1	7	4
2009	WJC	6	3	6	9	4
	WC	9	0	2	2	2

CAREER RECORD

SEASON	CLUB	LEAGUE	GP	G	A	PTS	PIM	GP	G	A	PTS	PIM
2005-06	USNTDP	U-17	15	9	7	16	2	--	--	--	--	--
	USNTDP	U-18	16	2	4	6	8	--	--	--	--	--
	USNTDP	NAHL	34	10	11	21	10	2	0	0	0	2
2006-07	USNTDP	U-18	58	32	45	77	53	--	--	--	--	--
2007-08	Boston U.	H-East	37	12	23	35	22	--	--	--	--	--
2008-09	Boston U.	H-East	43	17	38	55	52	--	--	--	--	--
2009-10	Milwaukee	AHL	40	13	21	34	19	--	--	--	--	--
	Nashville	NHL	35	8	7	15	7	6	0	1	1	0
2010-11	Nashville	NHL	82	16	18	34	17	3	0	0	0	0
2011-12	Nashville	NHL	68	15	20	35	21	4	1	0	1	0
2012-13	Nashville	NHL	25	7	12	19	4	--	--	--	--	--
NHL/PREDATORS TOTALS			210	46	57	103	49	13	1	1	2	0

STATISTICAL BREAKDOWN

YEAR	TEAM	PP	SH	GW	S	%	+/-	TF	FW	F%	MIN	H	BS	S	G	S%	GDG
2009-10	NSH	1	0	3	58	13.8%	-2	124	62	50.0%	15:09	21	11	1	0	.000	0
2010-11	NSH	2	0	2	101	15.8%	9	228	108	47.4%	13:17	38	24	0	0	.000	0
2011-12	NSH	5	0	5	114	13.2%	5	77	39	50.6%	16:07	43	21	3	1	.333	1
2012-13	NSH	2	0	1	26	26.9%	1	21	8	38.1%	16:34	10	13	2	0	.000	0
TOTALS		10	0	11	299	15.4%	13	429	217	50.6%	14:54	112	69	6	1	.167	1

CAREER HIGHLIGHTS

MOST GOALS, GAME:

2 - three times, last March 8, 2013 vs. Edmonton

MOST ASSISTS, GAME:

3 - Feb. 5, 2013 at St. Louis

MOST POINTS, GAME:

4 - (2g-2a) March 8, 2013 vs. Edmonton

MOST PIM, GAME:

9 - Oct. 20, 2011 at Vancouver

MOST SHOTS, GAME:

6 - Nov. 5, 2011 at San Jose

LONGEST GOAL-SCORING STREAK:

2 - four times, last (2g) Feb. 23-25, 2012

LONGEST ASSIST STREAK:

4 - (5a) Feb. 14-19, 2013

LONGEST POINT-SCORING STREAK:

5 - (2g-5a) Feb. 12-19, 2013

CAREER HAT TRICKS:

None

CAREER PENALTY SHOTS:

None

CAREER OVERTIME POINTS:

4 (2g-2a)

FIRST NHL GAME:

Oct. 12, 2009 vs. Edmonton

FIRST NHL GOAL:

Oct. 21, 2009 at Boston (Tim Thomas)

FIRST GAME AS A PREDATOR:

Oct. 12, 2009 vs. Edmonton

FIRST GOAL AS A PREDATOR:

Oct. 21, 2009 at Boston (Tim Thomas)




PLAYERS IN THE SYSTEM

Amateur

European Pro/Amateur

Professional



LEFT WING

PONTUS

ABERG

(PAWN-tuhs AW-buhrg)

Shoots right. • 5-11, 199 lbs.

Born, Stockholm, Sweden, September 23, 1993.


(Nashville's first choice, 37th overall (second round), in the 2012 Entry Draft).

CAREER NOTES: Expected to play his first season with Farjestad of the Swedish Elite League (Elitserien) in 2013-14... Led all Allsvenskan junior players, and ranked 13th among all skaters, in points in 2012-13 (12g-28a-40pts)... Led all junior players, and tied for eighth in league assists... Ranked fourth among junior players in goals in 2012-13... Amassed 24 points (6g-18a) in his last 20 regular-season games to claim the Djurgarden team lead in points... Ranked second on Djurgarden - and led all club forwards - in plus/minus rating (+13) in 2012-13... A finalist for the 2012 Elitserien Rookie of the Year... Ranked second among Swedish Elite League Junior Players in goals (8) and points (15), and tied for third in assists (7) in 2011-12... Ranked third on Djurgarden's junior squad in points (2g-3a-5pts) during the 2011 playoffs, helping it to a bronze-medal finish... Named best forward of the 2011 Under-18 playoffs while helping Djurgarden advance to the league finals and earn a silver medal... Tied for first in goals (22), and ranked second in points (39) in the first-half (J18 Elit) of the 2009-10 Under-18 season... Tied for first in shorthanded goals (2), tied for third in power-play goals (5), tied for fourth in assists (17) and tied for ninth in plus/minus rating (+22) in 2009-10 J18 Elit play... Tied for third in assists (16) and for fifth in points (23) during 2009-10 J18 Allsvenskan play, which runs from January to March... Posted two goals in six games for Team Sweden at the 2010 World Under-17 Hockey Challenge... Tied for third in goals (9) and for fifth in points (14) in 2008-09 Swedish Under-16 league play, helping Djurgarden claim the gold medal... Earned second place with Stockholm at the 2008-09 Rikspucken, the Under-16 national tournament of Sweden... One of three players in the organization to have come up through the Djurgarden system along with Patrick Hornqvist and Patrick Cehlin... On Twitter @PontusAberg

REGULAR SEASON

PLAYOFFS

SEASON	CLUB	LEAGUE	GP	G	A	PTS	PIM	GP	G	A	PTS	PIM
2008-09	Djurgarden U-16	Sweden-U16	8	9	5	14	2	--	--	--	--	--
	Djurgarden U-18	Sweden-U18	27	6	3	9	8	--	--	--	--	--
2009-10	Djurgarden U-18	Sweden-U18	36	29	33	62	32	5	4	7	11	4
	Djurgarden Jr.	Sweden Jr.	11	0	1	1	4	--	--	--	--	--
2010-11	Djurgarden Jr.	Sweden Jr.	41	13	17	30	16	4	2	3	5	4
	Djurgarden U-18	Sweden-U18	8	11	7	18	27	3	0	2	2	2
2011-12	Djurgarden	Sweden	1	0	0	0	0	--	--	--	--	--
	Djurgarden	Sweden	47	8	7	15	6	--	--	--	--	--
2012-13	Djurgarden Jr.	Sweden Jr.	6	4	2	6	0	1	1	0	1	0
	Djurgarden	Sweden	52	12	28	40	6	6	3	1	4	2



DEFENSE

TAYLOR

ARONSON

(TAY-luhr AIHR-uhn-suhn)

Shoots right. • 6-1, 184 lbs.

Born, Placentia, Calif., December 30, 1991.


(Nashville's second choice, 78th overall (third round), in the 2010 Entry Draft).

CAREER NOTES: Ranked third on Cincinnati (ECHL) in plus/minus rating in 2012-13 (+14)... Ranked second among Cincinnati blueliners in points per game (.45) in 2011-12... Ranked eighth among Western Hockey League defensemen in plus/minus rating during the 2010-11 season (+36), helping the Portland Winter Hawks win the Western Conference and advance to the WHL Finals... Ranked third among Hawks defensemen in both points and assists in 2010-11... Played in all 21 of Portland's 2011 WHL Playoff contests... Ranked sixth among WHL rookie defensemen in points (5g-25a) in 2009-10... Also tied for fourth among first-year blueliners in assists, and tied for fifth in goals... Amassed nine points (2g-7a) in 11 games during the 2010 WHL Playoffs, good for seventh among League rookies despite the Hawks being eliminated in the second round... A first-round pick of the USHL's Tri-City Storm, but opted to go to the WHL... Spent the 2008-09 season with the L.A. Junior Kings... On Twitter @TAronson37

REGULAR SEASON

PLAYOFFS

SEASON	CLUB	LEAGUE	GP	G	A	PTS	PIM	GP	G	A	PTS	PIM
2008-09	L.A. Jr. Kings	MWEHL	45	9	16	25	68	--	--	--	--	--
2009-10	Portland	WHL	71	5	25	30	65	11	2	7	9	13
2010-11	Portland	WHL	71	5	32	37	81	21	0	2	2	20
2011-12	Cincinnati	ECHL	40	6	12	18	49	--	--	--	--	--
	Milwaukee	AHL	14	0	1	1	8	--	--	--	--	--
2012-13	Cincinnati	ECHL	38	1	12	13	12	2	0	0	0	0
	Milwaukee	AHL	12	0	2	2	4	--	--	--	--	--



CENTER

CHASE BALISY

(CHAY BAWL-EE-see)

Shoots left. • 5-11, 177 lbs.

Born, Fullerton, Calif., February 2, 1992.

(Nashville's sixth choice, 170th overall (sixth round), in the 2011 Entry Draft).

CAREER NOTES: Will serve as team captain for Western Michigan University for his senior season in 2013-14, the inaugural season of the National Collegiate Hockey Conference... Shared the Vic Vanderberg Top Scorer award after tying for the WMU team lead in points in 2012-13 (11g-14a-25pts)... Ranked third in the CCHA in power-play goals and eighth in power-play points (6g-7a-13pts)... Tied for third in the conference in shorthanded goals (2) and for seventh in game-winning goals (3)... Western Michigan's nominee for the CCHA Scholar-Athlete of the Year Award for the second consecutive season. He had the top GPA among WMU upper classmen at 3.70 in finance... Tied for third in the CCHA in points (37) and fourth in assists (24) in 2011-12. Led the Broncos in both categories, in addition to ranking second on the team in goals (13)... Also tied for second in league game-winning goals (5) and third in power-play points (5g-10a-15pts) during his sophomore season... Helped the Broncos claim their second CCHA Playoff Title and first since 1986 in 2011-12... Western Michigan's nominee for the 2011-12 CCHA Scholar-Athlete of the Year Award... Named to the 2010-11 CCHA All-Rookie Team and a Freshman All-American by Inside College Hockey... Tied for third among CCHA freshmen in both goals and points (12g-18a-30pts) in 2010-11... Also tied for fourth among CCHA rookies in assists... Finished second on the Broncos in both goals and points while appearing in all 42 of the team's games in 2010-11... Helped WMU reach the CCHA Championship game as a freshman... Won a gold medal with the United States at the 2010 U-18 World Championships, posting three points (1g-2a) in seven games... Played the 2008-09 and 2009-10 seasons with the United States National Team Development Program's U-17 and U-18 teams... Tied for fourth among all skaters in assists (6) and tied for second on Team USA in points (7) at the 2009 World Under-17 Hockey Challenge, helping the United States earn bronze... On Twitter @chaser9216

REGULAR SEASON

PLAYOFFS

SEASON	CLUB	LEAGUE	GP	G	A	PTS	PIM	GP	G	A	PTS	PIM
2008-09	USNTDP	NAHL	42	8	14	22	8	9	0	3	3	0
	USNTDP	U-17	16	4	10	14	6	--	--	--	--	--
2009-10	USNTDP	USHL	28	5	6	11	8	--	--	--	--	--
	USNTDP	U-18	35	4	10	14	6	--	--	--	--	--
	USNTDP	U-17	2	0	1	1	2	--	--	--	--	--
2010-11	Western Michigan	CCHA	42	12	18	30	12	--	--	--	--	--
2011-12	Western Michigan	CCHA	41	13	24	37	35	--	--	--	--	--
2012-13	Western Michigan	CCHA	38	11	14	25	12	--	--	--	--	--



RIGHT WING

DANIEL BANG

(DAN-yeh1 BOHNG)

Shoots left. • 6-3, 205 lbs.

Born, Kista, Sweden, April 19, 1987.

(Signed as a free agent on June 1, 2012).

CAREER NOTES: Will play for Lausanne (Switzerland) in 2013-14... Played in Nashville's final eight regular-season games in 2012-13, his first season with the organization... Made his NHL debut on April 9 vs. St. Louis, and posted his first career point/assist the following game on April 12 vs. Dallas... Ranked fourth among Milwaukee (AHL) rookies in points (9g-13a-22pts) in his first campaign with the club in 2012-13... Spent his sixth season with AIK IF's senior team, and second in Sweden's top league (Elitserien) in 2011-12, helping the club advance to Game Seven of the league semifinals... Ranked ninth in the Elitserien in penalty minutes (82) in 2010-11... Ranked second on AIK in points (2g-2a) during the 2011 Elitserien playoffs... Helped AIK earn promotion from the Allsvenskan to the Elitserien in 2009-10... Tied for fourth on AIK in points (31) and goals (14), and ranked second on the team in penalty minutes (86) in 2009-10... Tied for fifth in the 2009-10 Allsvenskan in power-play goals (8)... Tied for third in goals (5) during 2010 qualification play (Kval till Elitserien)... Tied for the AIK team lead in goals (20) during the 2008-09 season... Ranked seventh among 2006-07 Allsvenskan junior players in points (6g-11a-17pts)... Led the 2006-07 AIK squad in plus/minus rating (+9)... Earned a bronze medal with Stockholm White in the 2002 TV-Pucken tournament, tying for 11th among all skaters in assists with five in eight games.

REGULAR SEASON

PLAYOFFS

SEASON	CLUB	LEAGUE	GP	G	A	PTS	PIM	GP	G	A	PTS	PIM
2004-05	AIK U-18	Sweden U18	4	0	1	1	4	--	--	--	--	--
	AIK Jr.	Sweden Jr.	22	0	4	4	12	--	--	--	--	--
2005-06	AIK Jr.	Sweden Jr.	26	1	3	4	78	--	--	--	--	--
	AIK	Sweden-2	1	0	0	0	0	--	--	--	--	--
2006-07	AIK	Sweden-2	44	6	11	17	50	--	--	--	--	--
	AIK Jr.	Sweden Jr.	6	2	0	2	22	--	--	--	--	--
2007-08	AIK	Sweden-2	37	7	7	14	26	--	--	--	--	--
	AIK Jr.	Sweden Jr.	2	0	2	2	31	--	--	--	--	--
2008-09	AIK	Sweden-2	38	20	9	29	65	9	3	0	3	27
2009-10	AIK	Sweden-2	48	14	17	31	86	6	2	2	4	0
2010-11	AIK	Sweden	40	5	7	12	82	6	2	2	4	0
2011-12	AIK	Sweden	50	8	10	18	30	12	3	3	6	0
2012-13	Milwaukee	AHL	53	9	13	22	21	3	0	0	0	0
	Nashville	NHL	8	0	2	2	0	--	--	--	--	--
NHL/PREDATORS TOTALS			8	0	2	2	0	--	--	--	--	--




PLAYERS IN THE SYSTEM

Amateur

European Pro/Amateur

Professional



DEFENSE

ANTHONY BITETTO

(AN-thu-nee biht-EHT-oh)

Shoots left. • 6-1, 215 lbs.

Born, Island Park, N.Y., July 15, 1990.
(Nashville's fourth choice, 168th overall (sixth round),
in the 2010 Entry Draft).

CAREER NOTES: Split his first professional season between Milwaukee (AHL) and Cincinnati (ECHL) in 2012-13... Did not miss a game during his two-year collegiate career at Northeastern University (Hockey East) from 2010-12, compiling 35 points (7g-28a) in 72 games... Paced all Husky defensemen in points and goals (4g-14a-15pts) during his sophomore season in 2011-12... Ranked seventh among Hockey East defensemen in points (3g-17a-20pts) while tying for eighth in Conference rookie scoring as a freshman in 2010-11... Also tied for second among Conference defensemen in power-play points (3g-11a-14pts)... Named to the 2010-11 Hockey East All-Rookie Team... Ranked second on the 2010-11 Huskies in penalty minutes (66)... Recipient of the 2011 Ed Arrington Rookie of the Year Award, given annually to a NU freshman... A 2009-10 All-USHL Second Team selection in his first full season with the Indiana Ice... Ranked fourth among United States Hockey League defensemen in points, third in assists and sixth at the position in goals (11g-29a-40pts) in 2009-10... Tied for first among USHL blueliners in game-winning goals (5), ranked second in shooting percentage (13.6) and tied for sixth at the position in power-play goals (6) in 2009-10... Led the 2009-10 Ice in penalty minutes (99), and paced team d-men in plus/minus rating (+11)... Helped Indiana win the 2009 Clark Cup, dressing for all 13 of the club's postseason contests... Started the 2008-09 season as captain of Apple Core (EJHL), before joining the Ice in early January... Played 13 years in the Apple Core (N.Y.) development system that has also produced current NHLers Rob Scuderi, Douglas Murray, Mark Eaton and Eric Nystrom... On Twitter @ABitetto7

SEASON	CLUB	LEAGUE	REGULAR SEASON					PLAYOFFS				
			GP	G	A	PTS	PIM	GP	G	A	PTS	PIM
2007-08	N.Y. Apple Core	EJHL	17	2	6	8	28	--	--	--	--	--
2008-09	N.Y. Apple Core	EJHL	30	2	9	11	50	--	--	--	--	--
	Indiana	USHL	24	1	3	4	29	13	0	3	3	6
2009-10	Indiana	USHL	58	11	29	40	99	9	2	2	4	19
2010-11	Northeastern	H-East	38	3	17	20	66	--	--	--	--	--
2011-12	Northeastern	H-East	34	4	11	15	34	--	--	--	--	--
	Milwaukee	AHL	--	--	--	--	--	1	0	0	0	0
2012-13	Milwaukee	AHL	34	1	5	6	35	--	--	--	--	--
	Cincinnati	ECHL	23	1	2	3	16	--	--	--	--	--



RIGHT WING

ZACH BUDISH


(ZAK BOO-dihsh)

Shoots right. • 6-3, 218 lbs.

Born, Edina, Minn., May 9, 1991.
(Nashville's second choice, 41st overall (second round),
in the 2009 Entry Draft).

CAREER NOTES: Captained the Gophers during his redshirt junior season in 2012-13... Helped Minnesota claim its second consecutive MacNaughton Cup as 2013 WCHA champs... Named to the All-WCHA Academic Team for the third consecutive season in 2012-13... Tied for 11th in WCHA points (14g-22a-36pts) in 2012-13... Finished the season with 30 points (13g-17a) in his final 30 collegiate games... Signed his first pro contract on April 3, 2013, then joined Milwaukee (AHL), dressing for the team's final nine regular-season games and three playoff contests... Played in all 43 of Minnesota's games in 2011-12 after missing the majority of the 2010-11 campaign due to a knee injury sustained on Nov. 1, 2010... Ranked fourth on the Golden Gophers in both assists (23) and penalty minutes (43) during his redshirt sophomore season... A 2011-12 Big Ten Distinguished Scholar... Named to the 2011-12 All-WCHA Academic Team for the second consecutive season and a 2011-12 WCHA Scholar Athlete... Posted four assists in three NCAA Tournament games, helping the Golden Gophers advance to the 2012 Frozen Four... Took part in the 2009 and 2010 USA Hockey National Junior Evaluation Camps... Missed the 2008-09 Minnesota High School season due to a torn ACL sustained while playing football... Prior to his injury, played 15 games in the Minnesota High School Elite League for Team Southwest, posting 27 points (14g-13a)... Voted 2007-08 Edina High School MVP, helping the team to the 2008 Class AA championship game... A 2008 Associated Press First-Team All-State selection... Led the Hornets in assists (37) and ranked second on the club in points (63) and goals (26) in 2007-08... 2008 Classic Lake All-Conference selection in both hockey and football... Participated in both the U-17 and U-18 Five Nations tournaments in the Czech Republic... His father, Kim, played football at the University of Minnesota from 1972-73... On Twitter @Burdish24

SEASON	CLUB	LEAGUE	REGULAR SEASON					PLAYOFFS				
			GP	G	A	PTS	PIM	GP	G	A	PTS	PIM
2006-07	Edina H.S.	HS-MN	31	22	25	47	n/a	--	--	--	--	--
2007-08	Edina H.S.	HS-MN	30	26	37	63	n/a	--	--	--	--	--
2008-09	Southwest	UMHSEL	15	14	13	27	12	--	--	--	--	--
2009-10	U. of Minnesota	WCHA	39	7	10	17	45	--	--	--	--	--
2010-11	U. of Minnesota	WCHA	7	2	4	6	2	--	--	--	--	--
2011-12	U. of Minnesota	WCHA	43	12	23	35	43	--	--	--	--	--
2012-13	U. of Minnesota	WCHA	40	14	22	36	14	--	--	--	--	--
	Milwaukee	AHL	9	1	3	4	4	3	0	0	0	2



RIGHT WING

**PATRICK
CEHLIN**

(PAT-rihk SAY-lihn)

Shoots right. • 5-11, 177 lbs.

Born, Huddinge, Sweden, July 27, 1991.

(Nashville's third choice, 126th overall (fifth round), in the 2010 Entry Draft).

CAREER NOTES: Ranked third on the Milwaukee Admirals in assists (23) and tied for fifth on the team in points (9g-23a-32pts) during his rookie AHL season... Finished the 2012-13 regular season with seven points (1g-6a) in his final eight games... Scored a pair of goals in a 3-2 victory at Grand Rapids in his AHL debut on Oct. 12, 2012... Ranked fourth on Djurgarden in goals (10) during his third season in the Swedish Elite League (Elitserien) in 2011-12... Tied for fifth among Elitserien junior players in points (16) and assists (12) in 2010-11... Joined Djurgarden's junior team upon the completion of the senior team's season, and helped the club to a bronze medal... Tied for third in 2011 junior league playoff goals (4), and tied for ninth in points (6)... Three of his four goals during the 2011 junior league playoffs were game winners, tying him for the league lead... Represented Sweden in the 2011 World Junior Championships, being named one of nation's three best players of the tournament by the coaches while tying for team lead in points (4g-2a-6pts)... Tied for fifth at the 2011 World Junior Championships in goals (4), and tied for sixth in penalty minutes (18)... Spent the majority of the 2009-10 season with Djurgarden's Elitserien team, helping them reach the League finals and earn a silver medal... Finished the 2008-09 season second on the Djurgarden junior team in both points and assists (10g-25a-35pts), while ranking third in goals... Tied for first in the tournament in penalty minutes (37) while representing Sweden at the 2009 U-18 World Championships... Posted four points (2g-2a) in six games during the U-18 Worlds tournament... Helped the U-18 team win the 2008 second division title, posting five assists in eight playoff contests... On Twitter @PattyC29

REGULAR SEASON

PLAYOFFS

SEASON	CLUB	LEAGUE	GP	G	A	PTS	PIM	GP	G	A	PTS	PIM
2008-09	Djurgardens U-18	Sweden-U18	4	5	2	7	0	1	0	0	0	2
	Djurgardens Jr.	Sweden-Jr.	36	10	25	35	110	6	1	2	3	10
	Djurgardens	Sweden	2	0	0	0	0	--	--	--	--	--
2009-10	Djurgardens Jr.	Sweden-Jr.	9	3	3	6	4	--	--	--	--	--
	Djurgardens	Sweden	54	5	6	11	10	16	0	2	2	2
2010-11	Djurgardens	Sweden	48	4	12	16	14	7	1	0	1	2
	Djurgardens Jr.	Sweden-Jr.	--	--	--	--	--	5	4	2	6	0
2011-12	Djurgardens	Sweden	48	10	4	14	20	8	0	0	0	2
2012-13	Milwaukee	AHL	70	9	23	32	28	4	1	0	1	0
	Cincinnati	ECHL	1	1	0	1	0	--	--	--	--	--



DEFENSE

**MATTIAS
EKHOLM**

(mat-TEE-uhs EHK-hohlm)

Shoots left. • 6-4, 202 lbs.

Born, Borlange, Sweden, May 24, 1990.

(Nashville's seventh choice, 102nd overall (fourth round), in the 2009 Entry Draft).

CAREER NOTES: Spent his first full season in North America with the Milwaukee Admirals (AHL) in 2012-13... Tied for ninth among AHL rookie defensemen in goals, and ranked ninth among rookie blueliners in points (10g-22a-32pts)... Led Admiral defensemen in points and tied for fifth among all club skaters in 2012-13... Tied for first among all league blueliners, and led the Admirals in power-play goals (7) in 2012-13... Tied for the Milwaukee team lead, and tied for sixth among AHL rookie defensemen, in plus/minus rating (+15) in 2012-13... Played his lone NHL game of the 2012-13 season on April 15 vs. Vancouver... Won the 2012 Borje Salming Award as the top defenseman in the Swedish Elite League (Elitserien)... Helped Brynas claim the 2012 Le Mat Trophy as Elitserien champions... Ranked third among Elitserien defensemen in power-play goals (6) in 2011-12... Led all defensemen, and tied for sixth among all skaters, in assists (8) during the 2012 Elitserien Playoffs... Tied for the defensemen lead in points (9) during the 2012 playoffs... Started the 2011-12 season with Nashville, making his NHL debut on Oct. 13 vs. Phoenix and playing Oct. 20 at Vancouver before being assigned to Brynas on Oct. 22... Played his first Swedish Elite League season with Brynas in 2010-11, and was named Elitserien Rookie of the Year... Tied for fourth among 2010-11 Elitserien defensemen in both goals (10) and points (33), and tied for fifth at the position in assists (23)... Was named Best Defenseman at the 2010 Karjala Tournament and a Media All-Star at the 2011 LG Hockey Games... Led all junior players in Sweden's second division (Allsvenskan) in assists (21), and ranked fourth among junior skaters in points (22) with Mora in 2009-10... Earned a bronze medal while representing Sweden at the 2010 World Junior Championships... Tied for the 2010 WJC lead with a +10 rating... Played for Sweden at the 2008 U-18 World Championships, notching a goal in six games... Won a gold medal with Sweden at the 2008 Ivan Hlinka Memorial Tournament... On Twitter @MatEkH4

REGULAR SEASON

PLAYOFFS

SEASON	CLUB	LEAGUE	GP	G	A	PTS	PIM	GP	G	A	PTS	PIM
2007-08	Mora U-18	Sweden-U18	9	4	5	9	12	--	--	--	--	--
	Mora Jr.	Sweden-Jr.	37	5	7	12	54	--	--	--	--	--
	Mora	Sweden-2	1	0	0	0	0	--	--	--	--	--
2008-09	Mora Jr.	Sweden-Jr.	21	3	5	8	32	--	--	--	--	--
	Mora	Sweden-2	38	2	11	13	12	3	0	0	0	4
2009-10	Mora	Sweden-2	41	1	21	22	54	2	0	0	0	6
2010-11	Brynas	Sweden	55	10	23	33	38	5	0	4	4	10
2011-12	Brynas	Sweden	41	9	8	17	55	17	1	8	9	12
	Nashville	NHL	2	0	0	0	0	--	--	--	--	--
2011-12	Milwaukee	AHL	59	10	22	32	30	4	0	1	1	0
	Nashville	NHL	1	0	0	0	0	--	--	--	--	--
NHL/PREDATORS TOTALS			3	0	0	0	0	0	0	0	0	0



PLAYERS IN THE SYSTEM

Amateur

European Pro/Amateur

Professional



GOALTENDER

**ATTE
ENGREN**

(AH-tay EHN-grehn)

Catches left. • 6-1, 188 lbs.

Born, Rauma, Finland, February 19, 1988.

(Nashville's ninth choice, 204th overall (seventh round), in the 2007 Entry Draft).


CAREER NOTES: Expected to play his first season with Lev Praha of the Kontinental Hockey League in 2013-14... Ranked fifth in Finnish Elite League (SM-Liiga) save percentage (.924) in 2012-13, despite his team, TPS Turku, finishing 13th in the 14-team league... Finished sixth in SM-Liiga games played (47) in 2012-13... Represented Finland at the 2013 World Championships, but did not appear in a game... Played for Finland at the 2013 Czech Hockey Games... Ranked sixth among American Hockey League rookie goaltenders in both goals-against average (2.45) and save percentage (.911) in 2011-12... Ranked third among SM-Liiga netminders in saves (1,525) while tying for fifth in games played (51) and eighth in shutouts (4) with TPS in 2010-11... Assigned to Milwaukee (AHL) upon the completion of his 2010-11 SM-Liiga season, and made his North American professional debut on March 26, 2011 at Rockford... Received the Urpo Ylonen Trophy as the Finnish Elite League's best goaltender in 2009-10... Won the 2010 SM-Liiga title with TPS Turku in his first full season in Finland's highest division... Ranked fourth in the Finnish League in save percentage (.921) and ninth in wins (21) in 2009-10... Ranked fourth in 2010 postseason goals-against average (1.82) and fifth in save percentage (.936)... Won a silver medal with Finland at the 2006 U-18 World Championships... On Twitter @Atte35

REGULAR SEASON

Season	Club	League	GP	W	L	O/T	Mins.	GA	SO	Avg.
2007-08	Lukko Jr.	Finland-Jr.	31	14	13	--	1791	89	1	2.98
	Kajaanin Hokki	Finland-2	1	0	0	0	15	4	0	15.70
	Lukko	Finland	1	0	1	0	59	3	0	3.05
2008-09	TPS Turku	Finland	6	1	1	4	317	17	1	3.22
	K-Vantaa	Finland-2	5	3	2	0	264	9	0	2.05
	TPS Turku Jr.	Finland-Jr.	4	3	1	0	240	11	0	2.75
2009-10	TPS Turku	Finland	35	15	13	1	1777	78	2	2.63
	TuTo	Finland-2	1	1	0	0	60	1	0	1.00
2010-11	TPS Turku	Finland	51	10	25	13	2913	137	4	2.82
	Milwaukee	AHL	4	2	2	0	247	10	0	2.43
2011-12	Milwaukee	AHL	23	8	11	3	1200	49	0	2.45
2012-13	TPS Turku	Finland	47	10	18	16	2657	117	1	2.64

PLAYOFFS

GP	W	L	Mins.	GA	SO	Avg.
2	2	0	120	3	0	1.50
--	--	--	--	--	--	--
--	--	--	--	--	--	--
--	--	--	--	--	--	--
--	--	--	--	--	--	--
8	7	1	494	15	1	1.82
2	--	--	59	3	0	3.05
--	--	--	--	--	--	--
--	--	--	--	--	--	--
--	--	--	--	--	--	--
--	--	--	--	--	--	--



DEFENSE

**SIMON
FERNHOLM**

(SIGH-muhn FUHRN-hohlm)

Shoots left. • 6-4, 198 lbs.

Born, Stockholm, Sweden, March 6, 1994.

(Nashville's seventh choice, 164th overall (sixth round), in the 2012 Entry Draft).


CAREER NOTES: Expected to play his second season with the Frolunda organization in 2013-14... Tied for first in Swedish Junior League plus/minus rating in 2012-13 (+30)... Made his Swedish Elite League debut (Elitserien) and recorded his first point/assist at the level on Oct. 28, 2012 in a 6-3 win over AIK... Helped Sweden win the 2012 Under-20 Four Nations Tournament... Paced Huddinge Jr. defensemen in points (15) and assists (12) in 2011-12... Made his debut with Team Sweden's Under-18 squad in 2011-12, recording three assists in seven European tournament games... Spent the majority of the 2010-11 campaign with Huddinge's Under-18 club... His brother, Daniel, was a fourth-round draft pick (101st overall) of Pittsburgh in 2002 and split the 2011-12 season between Atlant (KHL) and HIFK (Finland)... On Twitter @SimonFernholm

REGULAR SEASON

SEASON	CLUB	LEAGUE	GP	G	A	PTS	PIM
2010-11	Huddinge U-18	Sweden-U18	35	0	10	10	16
	Huddinge Jr.	Sweden Jr.	2	0	0	0	0
2011-12	Huddinge Jr.	Sweden Jr.	47	3	12	15	12
	Huddinge U-18	Sweden-U18	5	1	1	2	0
2012-13	Frolunda Jr.	Sweden Jr.	41	0	10	10	10
	Frolunda	Sweden	5	0	1	1	0

PLAYOFFS

GP	G	A	PTS	PIM
--	--	--	--	--
--	--	--	--	--
--	--	--	--	--
2	0	1	1	0
4	0	1	1	2
--	--	--	--	--



FILIP FORSBERG

(FIHL-ihp FOHRZ-buhrq)

Shoots right. • 6-1, 194 lbs.

Born, Östervåla, Sweden, August 13, 1994.

(Acquired from Washington for forwards Martin Erat and Michael Latta on April 3, 2013).

RIGHT WING

CAREER NOTES: Expected to play his first full season in North America in 2013-14... Joined Nashville following the completion of his Swedish league season in 2012-13, making his NHL debut on April 14, 2013 vs. Detroit, becoming the third-youngest player (18 years, 244 days) to don a Predators uniform, and recording his first career point/assist on April 23 vs. Calgary... The recipient of the 2013 Golden Cage Award as the Allsvenskan's (Sweden-2) top junior player after posting 33 points (15g-18a) in 38 games for Leksand in 2012-13... Led all Allsvenskan junior players in goals and ranked second to fellow Predators prospect Pontus Åberg in points in 2012-13... Ranked second in goals and tied for eighth in points (5g-4a-9pts, 9gp) during 2013 qualification play to help Leksand earn promotion to the Elitserien in 2013-14... Captained Sweden to a silver medal at the 2013 World Junior Championships... Named to the 2013 World Junior Championships All-Star Team by the media and one of Sweden's three best players of the tournament by the coaches after posting five points (3g-2a) in six games... Amassed the most points (8g-9a-17pts) by an under-18 junior player in the Allsvenskan with Leksand in 2011-12... Helped Sweden claim gold at the 2012 World Junior Championships... Captained Sweden to a silver medal at the Under-18 World Championships... Named the best forward of the 2012 Under-18 Worlds by the directorate after tying for second among all tournament skaters in goals (5)... Paced the Leksand junior squad in points (21g-19a-40pts), and tied for sixth in league goal scoring... Earned a silver medal with Sweden at the 2011 Under-18 World Championships, tying for sixth in the tournament in goals (4) and ranking third on the team in points (6) as its youngest member... Joined Leksand's junior club after the completion of his under-18 team's season in 2009-10, helping it win the league title... Washington's first selection, 11th overall (first round), in the 2012 Entry Draft.

SEASON	CLUB	LEAGUE	REGULAR SEASON					PLAYOFFS				
			GP	G	A	PTS	PIM	GP	G	A	PTS	PIM
2009-10	Leksand U-18	Sweden-U18	31	21	16	37	22	4	5	3	8	0
	Leksand U-16	Sweden-U16	3	4	3	7	6	--	--	--	--	--
	Leksand Jr.	Sweden-Jr.	0	0	0	0	0	5	0	0	0	0
2010-11	Leksand Jr.	Sweden-Jr.	36	21	19	40	22	--	--	--	--	--
	Leksand	Sweden-2	10	1	0	1	0	6	0	1	1	0
	Leksand U-18	Sweden-U18	3	1	5	6	4	6	2	2	4	2
2011-12	Leksand	Sweden-2	43	8	9	17	33	10	2	1	3	0
	Leksand Jr.	Sweden-Jr.	6	0	1	1	2	--	--	--	--	--
	Leksand U-18	Sweden-U18	1	0	2	2	4	--	--	--	--	--
2012-13	Leksand	Sweden-2	38	15	18	33	16	9	5	4	9	6
	Nashville	NHL	5	0	1	1	0	--	--	--	--	--
NHL/PREDATORS TOTALS			5	0	1	1	0	0	0	0	0	0



KONSTANTIN GLAZACHEV

(kawn-stuhn-TIHN GLAH-zuh-chev)

Shoots right. • 6-0, 186 lbs.

Born, Arkhangelsk, Russia, February 18, 1985.

(Nashville's second choice, 35th overall (second round), in the 2003 Entry Draft).

LEFT WING

CAREER NOTES: Expected to play the 2013-14 season with defending Gagarin Cup champion Dynamo Moscow (KHL)... Led Dynamo Minsk (KHL) in points (12g-23a-35pts) and assists, and ranked third in goals in 2010-11... Ranked second on Barys Astana (KHL) in goals (16), and third in points (33) in his second campaign with the club in 2009-10... Also tied for second on Astana in power-play goals (5) in 2009-10... Tied for seventh in the KHL in goals (28) and ranked ninth in points (52) with Barys Astana in 2008-09. Also tied for first on Barys in goals and ranked second on the club in points... Led the team in postseason goals (3) during the 2009 Gagarin Cup Playoffs... Played his first full Russian Super League season with Novokuznetsk Metallurg in 2007-08... Played for Russia at the 2003 U-18 World Championships, posting five points (2g-3a) in six games and earning a bronze medal.

SEASON	CLUB	LEAGUE	REGULAR SEASON					PLAYOFFS				
			GP	G	A	PTS	PIM	GP	G	A	PTS	PIM
2005-06	Yaroslavl	Russia	29	7	4	11	8	9	0	2	2	0
2006-07	Yaroslavl	Russia	14	4	1	5	10	--	--	--	--	--
	Yaroslavl 2	Russia-3	4	2	5	7	0	--	--	--	--	--
	Amur Khabarovsk	Russia	22	4	7	11	14	--	--	--	--	--
2007-08	Metallurg Novokuznetsk	Russia	50	7	9	16	10	--	--	--	--	--
2008-09	Barys Astana	KHL	56	28	24	52	30	3	3	0	3	2
2009-10	Barys Astana	KHL	42	16	17	33	18	2	0	0	0	0
2010-11	Dynamo Minsk	KHL	52	12	23	35	28	7	2	4	6	2
2011-12	Metallurg Magnitogorsk	KHL	18	3	7	10	6	--	--	--	--	--
	Ak Bars Kazan	KHL	27	3	5	8	10	6	0	1	1	0
2012-13	SKA St. Petersburg	KHL	6	0	1	1	4	--	--	--	--	--
	Sibir Novosibirsk	KHL	16	5	3	8	0	--	--	--	--	--
	Yugra	KHL	19	6	13	19	4	--	--	--	--	--



PLAYERS IN THE SYSTEM

Amateur

European Pro/Amateur

Professional



RIGHT WING

**MAX
GORTZ**
(MAX GOHRTS)

Shoots right. • 6-3, 200 lbs.

Born, Hoor, Sweden, January 28, 1993.
(Nashville's eighth choice, 172nd overall (sixth round),
in the 2012 Entry Draft).

CAREER NOTES: Expected to spend his third season with the Farjestad (Elitserien) organization in 2013-14... Spent the majority of the 2012-13 campaign with Farjestad's Elite League team (Elitserien), ranking third among Elitserien junior players in goals (9), and fourth in points (15)... Helped Farjestad's junior club claim a bronze medal in the 2013 playoffs, ranking eighth among all skaters in points-per game (1.25)... Was unable to represent Sweden at the 2013 World Junior Championships after sustaining an injury in pre-tournament competition... Helped Sweden win the 2012 Under-20 Four-Nations Tournament, tying for the team lead in points (1g-2a-3pts)... Ranked eighth in the 2011-12 Swedish Junior League in goals per game (.60) and tied for eighth in points per game (1.25)... Led the Farjestad juniors in goals (4) and ranked second in points (7) in the 2012 playoffs... Tied for second on the Malmo Junior Redhawks in goals (5) during the second-half (Top 8) of the 2010-11 Swedish Junior Season... Helped Sweden earn a bronze medal at the 2010 Under-17 World Hockey Challenge... On Twitter @maxgortz

SEASON	CLUB	LEAGUE	REGULAR SEASON					PLAYOFFS				
			GP	G	A	PTS	PIM	GP	G	A	PTS	PIM
2008-09	Malmo U-16	Sweden-U16	3	0	1	1	2	--	--	--	--	--
	Malmo U-18	Sweden-U18	10	2	0	2	2	--	--	--	--	--
2009-10	Malmo U-18	Sweden-U18	23	8	23	31	2	--	--	--	--	--
	Malmo Jr.	Sweden Jr.	26	1	3	4	6	--	--	--	--	--
2010-11	Malmo Jr.	Sweden Jr.	40	9	9	18	14	5	2	0	2	2
	Malmo U-18	Sweden-U18	8	2	1	3	6	--	--	--	--	--
2011-12	Farjestad Jr.	Sweden Jr.	28	17	18	35	6	6	4	3	7	0
	Farjestad	Sweden	18	2	3	5	0	2	0	0	0	2
2012-13	Farjestad	Sweden	50	9	6	15	4	9	0	2	2	0
	Farjestad Jr.	Sweden Jr.	8	7	1	8	0	4	2	3	5	0



GOALTENDER

**MAGNUS
HELLBERG**
(MAG-nuhs HEL-buhrg)


Catches left. • 6-6, 195 lbs.

Born, Uppsala, Sweden, April 4, 1991.
(Nashville's first choice, 38th overall (second round),
in the 2011 Entry Draft).

CAREER NOTES: Spent his first season in North America with the Milwaukee Admirals in 2012-13... Tied for second among AHL goaltenders in shutouts (6), while ranking fourth in goals-against average (2.14) and save percentage (.924)... Posted an 18-6-1 record with a .936 save percentage, a 1.75 goals-against average and all six of his shutouts from Feb. 10, 1013 until the end of the regular season to help the Admirals clinch their AHL-record 11th consecutive playoff berth by one point... Named

AHL Goalie of the Month for March 2013 after posting a 6-1-0 record, a 1.36 goals-against average, a .950 save percentage and two shutouts in the final week of the regular season... Ranked third in 2013 Calder Cup Playoffs goals-against average (1.69) and save percentage (.944) despite dropping three of his four decisions... Spent the 2011-12 season with Frolunda (Elitserien), dressing for all 55 Indians' games and appearing in 17... Also saw action with Frolunda's junior team and Orebro of Sweden's second league (Allsvenskan) in 2011-12... Led all juniors and ranked second among all Allsvenskan netminders in save percentage (.936) and goals-against average (2.04) with Almtuna in 2010-11... Ranked fourth in Sweden's second division in shutouts (5) in 2010-11... Ranked fourth in the 2011 postseason in both save percentage (.908) and goals-against average (3.24)... Led the Swedish Junior League in save percentage (.928), goals-against average (1.97), shutouts (4) and games played (22) with the Almtuna Under-20 squad in 2009-10... Spent two seasons with Arlanda of Sweden's Under-18 league in 2008-09 and 2007-08... Appeared in two games for Uppland in the 2007 TV-Pucken tournament... Former Nashville goaltender Anders Lindback was also drafted out of the Almtuna system... On Twitter @Mulle45

Season	Club	League	REGULAR SEASON							PLAYOFFS						
			GP	W	L	O/T	Mins.	GA	SO	Avg.	GP	W	L	Mins.	GA	Avg.
2008-09	Arlanda U-18	Sweden-U18	33	--	--	--	1979	103	2	3.12	--	--	--	--	--	--
	Wings HC Arlanda	Sweden-3	2	--	--	--	119	7	0	3.53	--	--	--	--	--	--
2009-10	Almtuna Jr.	Sweden-Jr.	22	--	--	--	1339	44	2	1.97	--	--	--	--	--	--
	Vallentuna	Sweden-3	1	--	--	--	24	3	0	7.57	--	--	--	--	--	--
2010-11	Almtuna	Sweden-2	31	--	--	--	1790	61	5	2.04	5	--	--	277	15	0 3.25
	IFK Kumla	Sweden-3	3	--	--	--	179	6	0	2.01	--	--	--	--	--	--
2011-12	Frolunda	Sweden	17	--	--	--	1016	44	2	2.60	--	--	--	--	--	--
	Frolunda Jr.	Sweden-Jr.	2	--	--	--	120	8	0	4.00	--	--	--	--	--	--
2012-13	Orebro HK	Sweden-2	3	--	--	--	180	10	0	3.33	--	--	--	--	--	--
	Milwaukee	AHL	39	22	13	0	2107	75	6	2.14	4	1	3	248	7	1 1.69
	Cincinnati	ECHL	2	1	1	0	119	5	0	2.52	--	--	--	--	--	--




**KEVIN
HENDERSON**
(KEH-vihn HEHN-duhr-SOHN)

Shoots left. • 6-3, 210 lbs.
Born, Toronto, Ont., December 3, 1986.
(Signed as a free agent on July 1, 2012).

LEFT WING

CAREER NOTES: Made his NHL debut and scored his first career goal on April 19, 2013 at Chicago... Suited up for Nashville's final four regular-season games after ranking third on the Milwaukee Admirals (AHL) in goals (17) during the 2012-13 regular season... Ranked third among 2012-13 Admirals in plus/minus rating (+13)... Signed by Cincinnati (ECHL) on Feb. 1, 2012, and played just two games with the Cyclones before being loaned to Milwaukee (AHL) for the remainder of the 2011-12 season... Ranked second on the Worcester Sharks (AHL) in plus/minus rating (+12) in 2010-11... Signed his first NHL contract with San Jose on April 22, 2009, and played his rookie professional season with the Sharks' primary developmental affiliate in Worcester in 2009-10... Helped the University of New Brunswick win the 2009 CIS National Championship... Received 2008-09 CIS All-Canadian Honorable Mention after tying for fifth in the nation in points (19g-31a-50pts) and goals, and ranking fourth in assists and plus/minus (+31)... A 2009 CIS Atlantic Conference First Team All-Star... Attended the Pittsburgh Penguins training camp in 2008... Won the Atlantic Conference title during his freshman season at UNB in 2007-08... Teammates with current Predator Nick Spaling (2005-07) with the Kitchener Rangers... Helped the Rangers reach the 2005 OHL Western Conference Finals on a team that included current NHLers Mike Richards and David Clarkson... On Twitter @KHendo86

SEASON	CLUB	LEAGUE	REGULAR SEASON					PLAYOFFS				
			GP	G	A	PTS	PIM	GP	G	A	PTS	PIM
2004-05	Kitchener	OHL	47	5	8	13	46	15	0	3	3	8
	Thornhill	OPHL	11	5	9	14	33	--	--	--	--	--
2005-06	Kitchener	OHL	63	6	11	17	66	2	1	0	1	0
2006-07	Kitchener	OHL	56	33	15	48	69	9	4	6	10	13
2007-08	U. of New Brunswick	CIS	27	5	10	15	22	--	--	--	--	--
2008-09	U. of New Brunswick	CIS	28	19	31	50	28	--	--	--	--	--
2009-10	Worcester	AHL	64	2	13	15	45	11	0	1	1	4
2010-11	Worcester	AHL	73	8	13	21	45	--	--	--	--	--
2011-12	Milwaukee	AHL	30	4	7	11	12	3	0	0	0	2
	Cincinnati	ECHL	2	0	0	0	4	--	--	--	--	--
2012-13	Milwaukee	AHL	67	17	12	29	24	3	1	0	1	2
	Nashville	NHL	4	1	0	1	0	--	--	--	--	--
NHL TOTALS			4	1	0	1	0	0	0	0	0	0



**JOONAS
JARVINEN**
(YOH-nuhs JAHR-vehn-en)

Shoots left. • 6-3, 234 lbs.
Born, Turku, Finland, January 5, 1989.
(Signed as a free agent on May 30, 2012).

DEFENSE

CAREER NOTES: Spent his first season in North America in 2012-13, pacing the Milwaukee Admirals (AHL) in games played (75) and ranking second on the team in penalty minutes (124)... One of only nine AHL blueliners to appear in at least 75 games in 2012-13... Ranked 11th among AHL defensemen in penalty minutes in 2012-13... Played his first and only season with Pelicans Lahti (Finland) in 2011-12, helping the team reach the SM-Liiga Finals and earn a silver medal... Ranked second among all 2011-12 Finnish league skaters in plus/minus rating (+28) and fourth in penalty minutes (125)... Ranked second among blueliners in points (3g-3a-6pts) and assists during the Pelicans 2012 playoff run... Represented Finland at the 2012 World Championships, posting three assists while appearing in all 10 of the team's games... Played four seasons with his hometown team, TPS Turku, from 2007-11, posting 21 points (8g-13a) in 203 regular season games... Helped TPS claim the SM-Liiga championship in 2010 on a team that also included Predators goaltending prospect Atte Engren... Played on Finland's entries at the both the 2008 and 2009 World Junior Championships, playing 11 games and posting two assists... An alternate captain for Team Finland at the 2007 World U-18 Championships... Rose through the junior ranks with TPS Turku, playing for its under-16 (2003-05), under-18 (2005-06) and under-20 (2006-07) squads... Captained Finland's entry at the 2006 World Under-17 Hockey Challenge.

SEASON	CLUB	LEAGUE	REGULAR SEASON					PLAYOFFS				
			GP	G	A	PTS	PIM	GP	G	A	PTS	PIM
2005-06	TPS U-18	Finland-U18	34	2	4	6	50	--	--	--	--	--
2006-07	TPS Jr.	Finland Jr.	37	2	4	6	26	5	2	1	3	2
	TPS U-18	Finland-U18	4	0	1	1	6	--	--	--	--	--
2007-08	TPS	Finland	50	1	3	4	14	--	--	--	--	--
	TPS Jr.	Finland Jr.	4	1	0	1	4	--	--	--	--	--
	Suomi Jr.	Finland-2	3	0	0	0	2	--	--	--	--	--
2008-09	TPS	Finland	53	1	0	1	16	8	1	0	1	6
	TPS Jr.	Finland Jr.	3	1	1	2	4	1	0	0	0	0
	Suomi Jr.	Finland-2	3	1	0	1	10	--	--	--	--	--
2009-10	TPS	Finland	50	2	3	5	70	15	1	3	4	16
2010-11	TPS	Finland	50	4	7	11	85	--	--	--	--	--
2011-12	Lahti	Finland	57	5	18	23	125	17	3	3	6	16
2012-13	Milwaukee	AHL	75	2	9	11	124	4	0	0	0	2



PLAYERS IN THE SYSTEM

Amateur

European Pro/Amateur

Professional




**DENIS
KULYASH**
(DIHN-ihz KOO-lee-ahsh)

Shoots left. • 6-3, 199 lbs.
Born, Omsk, Russia, May 31, 1983.
(Nashville's ninth choice, 243rd overall (eighth round),
in the 2004 Entry Draft).

DEFENSE

CAREER NOTES: Expected to play his first season with hometown team Avangard Omsk (KHL) in 2013-14... Tied for eighth among all blueliners in points (2g-5a-7pts) during the 2013 Gagarin Cup Playoffs, helping Ak Bars to Game Seven of the Eastern Conference Finals... Tied for sixth among KHL defensemen in goals (11) and tied for 13th among league blueliners in points (26) with Avangard Omsk in 2010-11... Tied for third among KHL defensemen in power-play goals (7) in 2010-11... Led Omsk defenders in points, goals and penalty minutes (45) in 2010-11, helping the club win the KHL's regular season title... Played in the KHL All-Star Game for the second time in his career in 2010-11... According to KHL's equipment, broke world record for hardest shot (110.3 mph) at KHL Super Skills Competition during the 2011 All-Star Game festivities... Tied for fifth among KHL blueliners in goals (3) and 10th in points (6) during the 2011 Gagarin Cup Playoffs despite playing in only two rounds of the postseason... Ranked second among KHL defensemen in goals (12) in 2009-10... Ranked second among KHL defensemen in goals (16) with CSKA Moscow in 2008-09... Led CSKA blueliners in goals (16) and points (26) while playing in all 56 games in 2008-09... Scored a goal in the inaugural KHL All-Star Game in January 2009... Tied for third among Russian Super League defensemen in goals (9) in 2007-08... Led CSKA Moscow defensemen in goals and finished second in assists (12) and points (21) in 2007-08... Played for Russia at the 2006 World Championships and was on Russia's 2006 Olympic team, but did not participate due to injury... Led Dynamo in goals (12) and penalty minutes (117) in 2005-06, and led team backliners in scoring (12g-5a-17pts)... Ranked second among Russian league defensemen in goals in 2005-06.

SEASON	CLUB	LEAGUE	REGULAR SEASON					PLAYOFFS				
			GP	G	A	PTS	PIM	GP	G	A	PTS	PIM
2005-06	Dynamo Moscow	Russia	44	12	5	17	117	4	0	2	2	6
2006-07	Dynamo Moscow	Russia	48	3	9	12	58	2	0	0	0	2
2007-08	CSKA Moscow	Russia	53	9	13	22	79	6	1	1	2	34
2008-09	CSKA Moscow	KHL	56	16	10	26	62	8	2	1	3	20
2009-10	CSKA Moscow	KHL	35	11	10	21	34	--	--	--	--	--
	Avangard Omsk	KHL	6	1	1	2	6	3	0	0	0	4
2010-11	Avangard Omsk	KHL	48	11	15	26	45	14	3	3	6	12
2011-12	Ak Bars Kazan	KHL	44	6	12	18	40	12	0	1	1	37
2012-13	Ak Bars Kazan	KHL	44	4	9	13	66	18	2	5	7	6




**TEEMU
LAAKSO**
(TEE-moo LAK-soh)

Shoots right. • 6-1, 210 lbs.
Born, Tuusula, Finland, August 27, 1987.
(Nashville's second choice, 78th overall (third round),
in the 2005 Entry Draft).

DEFENSE

CAREER NOTES: Made his first appearance for Finland at the World Championships in 2013, posting a pair of assists and a +4 rating in 10 games, helping the Finns advance to the Bronze Medal Game... Started the 2011-12 season with Nashville, playing in nine of the club's first 14 games before being assigned to Milwaukee for the duration of the campaign... Recalled by Nashville on three occasions in 2010-11 (Oct. 23, March 10, April 27), dressing for one game - a 1-0 victory at Dallas on Oct. 23... Ranked second on the 2010-11 Milwaukee Admirals (AHL) in plus/minus rating (+15)... Finished the 2010-11 regular season second among Milwaukee defensemen in goals (8), and tied for second in power-play goals (4)... Started the 2009-10 season with Nashville, playing in the team's first seven games... Made his NHL debut on Oct. 3, 2009 at Dallas... Appeared in the World Junior Championships for the third time in 2007 and led the tournament in penalty minutes (52)... Won a bronze medal with Finland at the 2006 World Junior Championships. Led tournament defensemen in goals (3) and tied for third overall with a +7 rating... Played for Finland as a 17-year-old at the 2005 World Junior Championships... Competed for Team Finland at the U-18 World Championships in both 2004 and 2005.

SEASON	CLUB	LEAGUE	REGULAR SEASON					PLAYOFFS				
			GP	G	A	PTS	PIM	GP	G	A	PTS	PIM
2003-04	HIFK Helsinki Jr.	Finland-Jr.	41	3	6	9	20	3	0	1	1	0
2004-05	HIFK Helsinki Jr.	Finland-Jr.	20	5	4	9	18	--	--	--	--	--
	HIFK Helsinki	Finland	15	0	2	2	2	--	--	--	--	--
2005-06	HIFK Helsinki	Finland	47	2	1	3	20	8	1	0	1	0
	HIFK Helsinki Jr.	Finland-Jr.	6	1	2	3	32	--	--	--	--	--
2006-07	HIFK Helsinki	Finland	50	3	6	9	70	5	0	1	1	0
2007-08	HIFK Helsinki	Finland	53	3	7	10	40	7	0	0	0	2
2008-09	Milwaukee	AHL	42	2	7	9	50	--	--	--	--	--
2009-10	Milwaukee	AHL	46	4	9	13	42	7	1	2	3	4
	Nashville	NHL	7	0	0	0	2	--	--	--	--	--
2010-11	Milwaukee	AHL	74	8	22	30	46	8	1	1	2	0
	Nashville	NHL	1	0	0	0	0	--	--	--	--	--
2011-12	Milwaukee	AHL	55	3	17	20	74	3	0	2	2	2
	Nashville	NHL	9	0	0	0	8	--	--	--	--	--
2012-13	Severstal	KHL	49	4	5	9	28	10	0	1	1	22
NHL/PREDATORS TOTALS			17	0	0	0	10	--	--	--	--	--



BRENDAN LEIPSIC
(BREHN-duhn LIGHP-sihk)

Shoots left. • 5-9, 176 lbs.
Born, Winnipeg, Man., May, 19, 1994.
(Nashville's fourth choice, 89th overall (third round), in the 2012 Entry Draft).

LEFT WING


CAREER NOTES: Co-recipient of the 2013 Bobby Clarke Award as Western Hockey League scoring champion and the Chrysler/Dodge Top Scorer of the Year as Canadian Hockey League scoring champion after posting 120 points (49g-71a) in 68 games for the Portland Winterhawks in 2012-13... The first Portland Winterhawk to win the Canadian Hockey League scoring title since 1996-97 (Todd Robinson)... Finished first in WHL goals, second in assists and tied for fourth in plus/minus (+55) in 2012-13... Named a 2013 Second-Team WHL Western Conference All-Star... The only 2012-13 WHLer with more than 90 points and 100 penalty minutes (103)... Named WHL Player of the Month for November 2013 and earned Player of the Week honors twice in 2012-13 (Nov. 26 and April 1)... Helped Portland win the 2013 Scotty Munro Trophy as regular-season champions, the Ed Chynoweth Cup as league playoff champions, and reach the Memorial Cup Final... Ranked fourth in the 2013 WHL Playoffs in points, fifth in goals, eighth in assists (10g-14a-24pts) and tied for second in penalty minutes (41)... Led all skaters in penalty minutes (12) at the 2013 Memorial Cup... Attended Canada's National Junior Team Summer Development Camp in August 2013... Ranked fourth on the 2011-12 Winterhawks in goals (28) and third in both power-play goals (10) and penalty minutes (82)... Helped Portland reach Game Seven of the 2012 WHL Finals... Tied for eighth in goals during the 2012 playoffs (7)... Represented Canada at the 2012 Canada-Russia Challenge... Played for Team West at the 2011 World Under-17 Hockey Challenge, posting five points (3g-2a) in five games... Tied for 14th in rookie scoring (16g-17a-33pts) as a 16-year-old with Portland in 2010-11... Tied for sixth among rookies in 2011 WHL playoff scoring (3g-4a-7pts), helping Portland reach the WHL Finals... Ranked fifth in Manitoba AAA Midget League scoring (23g-40a-63pts) in 2009-10, helping the Winnipeg Wild to a league title... Named a tournament all-star at the prestigious Mac's Tournament in 2010... Named to the tournament all-star team at the 2009 Western Canada Under-16 Challenge Cup after posting six points (2g-4a) in three games... His mother, Kathleen, competed in gymnastics for Canada at the 1984 Olympic Summer Games... On Twitter @leip28

REGULAR SEASON

SEASON	CLUB	LEAGUE	GP	G	A	PTS	PIM
2009-10	Winnipeg	MMHL	40	23	40	63	36
2010-11	Portland	WHL	68	16	17	33	50
2011-12	Portland	WHL	65	28	30	58	82
2012-13	Portland	WHL	68	49	71	120	103

PLAYOFFS

GP	G	A	PTS	PIM
7	2	2	4	17
21	3	4	7	14
20	7	8	15	28
21	10	14	24	41



MAREK MAZANEC
(MAIR-ehk muh-ZAN-ehk)

Catches right. • 6-4, 197 lbs.
Born, Pisek, Czech Republic, July 18, 1991.
(Nashville's ninth choice, 179th overall (sixth round), in the 2012 Entry Draft).

GOALTENDER

CAREER NOTES: Expected to play his first season in North America in 2013-14... Helped HC Plzen win the Czech Extraliga title in 2012-13... Appeared in all 20 of Plzen's postseason games, ranking fourth in playoff goals-against average (2.13), sixth in save percentage (.932) and tied for second in shutouts (2) (min. 200 minutes)... Stopped 48-of-51 shots in Game Seven of the Czech League finals, with former NHLer Martin Straka scoring the title-winning goal at the 16:15 mark of double overtime... Ranked sixth in Czech Extraliga goals-against average during the 2012-13 regular season (2.49)... Led all goaltenders in the 2012 Extraliga playoffs in goals-against average (2.15)... Ranked third in the Czech Junior League in goals-against average (2.10) and tied for fourth in save percentage (.925) with Plzen Jr. in 2010-11... Represented the Czech Republic at the 2011 World Junior Championships, playing in three of the team's six games... Ranked fifth in save percentage (.918) and sixth in goals-against average (2.60) while appearing in the second-most games (43) in the Czech Junior League with Plzen in 2009-10... Tied for third in the Czech Junior League in save percentage (.926) and ranked seventh in the league in goals-against average (2.59) in his first season at the level in 2008-09... Paced all netminders in the 2009 junior league playoffs in goals-against average (1.75), and ranked fourth in save percentage (.948)... Appeared in three of the Czech Republic's six games at the 2009 U-18 World Championships... Tied for fourth in the Czech U-18 League in appearances (41) and ranked sixth in goals-against average (2.42) in 2007-08... Posted the third-best goals-against average in the 2008 U-18 League playoffs (1.83), helping Plzen claim the league title... Passed over in 2009, 2010 and 2011 drafts before Nashville selected him in 2012.

REGULAR SEASON

Season	Club	League	GP	W	L	O/T	Mins.	GA	SO	Avg.
2007-08	HC Plzen U-18	Czech Rep.-U18	41	31	10	0	2457	99	5	2.42
2008-09	HC Plzen Jr.	Czech Rep. Jr.	27	15	12	0	1577	68	0	2.59
2009-10	HC Plzen Jr.	Czech Rep. Jr.	43	30	13	0	2560	111	3	2.60
	HC Klatovy	Czech Rep.-3	3	2	1	0	185	10	0	3.24
	HC Plzen	Czech Rep.	1	0	1	0	20	3	0	9.00
2010-11	HC Plzen Jr.	Czech Rep. Jr.	30	18	12	0	1683	59	7	2.10
	HC Plzen	Czech Rep.	15	9	6	0	860	40	1	2.79
	IK Pisek	Czech Rep.-2	9	4	5	0	435	17	1	2.34
2011-12	HC Plzen	Czech Rep.	19	12	7	0	973	48	1	2.96
	HC Klatovy	Czech Rep.-3	17	10	7	0	1033	65	0	3.78
	HC Plzen Jr.	Czech Rep. Jr.	1	1	0	0	60	4	0	4.00
2012-13	HC Plzen	Czech Rep.	21	9	12	0	1255	52	1	2.49
	IHC Pisek	Czech Rep.-2	12	4	8	0	706	50	0	4.25
	HC Plzen Jr.	Czech Rep. Jr.	2	2	0	0	120	5	0	2.50

PLAYOFFS

GP	W	L	Mins.	GA	SO	Avg.
8	8	0	492	15	1	1.83
5	3	2	309	9	0	1.75
2	1	1	120	7	0	3.50
--	--	--	--	--	--	--
--	--	--	--	--	--	--
--	--	--	--	--	--	--
5	1	4	222	8	0	2.16
6	3	3	359	19	1	3.18
--	--	--	--	--	--	--
20	12	8	1241	44	2	2.13
--	--	--	--	--	--	--



PLAYERS IN THE SYSTEM

Amateur

European Pro/Amateur

Professional



DEFENSE

GARRETT NOONAN

(GAIR-reht NOO-nuhn)


Shoots left. • 6-1, 214 lbs.

Born, Norfolk, Mass., January 28, 1991.

(Nashville's fourth choice, 112th overall (fourth round), in the 2011 Entry Draft).

CAREER NOTES: Expected to play his senior season at Boston University (Hockey East) in 2013-14... Tied for sixth among Hockey East defensemen in goals, and tied for eighth among conference blueliners in points (6g-13a-19pts) in 2012-13... Ranked sixth in the nation in penalty minutes (94) in 2012-13, his junior season at BU... Notched points in 10 of 12 games from Nov. 16, 2012-Jan. 18, 2013, amassing 12 (3g-9a) of his 19 points during that span... Tied for first in the nation among defensemen in goals (16) and power-play goals (8) during his sophomore season at BU in 2011-12... Ranked fourth in Hockey East, and 16th nationally, in blueliner points (27) in 2011-12... Named a 2012 Second-Team Hockey East All-Star... Paced the 2011-12 Terriers, and ranked fourth in the conference, in plus/minus rating (+19)... Co-recipient of BU's 2012 Friends Albert Sidd Unsung Hero Award... Led the Terriers in penalty minutes (89) during his freshman season in 2010-11... Tied for seventh among Hockey East rookie defensemen in points (4g-11a-15pts) in 2010-11... Helped the Vernon Vipers capture the 2010 RBC Cup (Canada's National Junior A Hockey Championship), Doyle Cup (series between BCHL and AJHL champions) and Fred Page Cup (BCHL Champions)... Posted 34 points (12g-22a) in 30 contests while captaining Catholic Memorial High School during the 2008-09 season... Named the 2009 co-MVP of the Catholic Conference after helping Catholic Memorial win the Massachusetts Super 8 Championship... 2009 Boston Globe All-Scholastic honoree and member of the Boston Herald Dream Team... On Twitter @GarrettNoonan13

SEASON	CLUB	LEAGUE	REGULAR SEASON					PLAYOFFS				
			GP	G	A	PTS	PIM	GP	G	A	PTS	PIM
2009-10	Vernon	BCHL	58	2	16	18	60	19	3	3	6	16
2010-11	Boston Univ.	H-East	38	4	11	15	89	--	--	--	--	--
2011-12	Boston Univ.	H-East	38	16	11	27	64	--	--	--	--	--
2012-13	Boston Univ.	H-East	34	6	13	19	94	--	--	--	--	--



CENTER

NICK OLIVER

(NIHK aw-LIH-vuhr)

Shoots left. • 6-1, 194 lbs.

Born, Grand Forks, N.D., May 4, 1991.

(Nashville's eighth choice, 110th overall (fourth round), in the 2009 Entry Draft).

CAREER NOTES: Expected to play his junior season at St. Cloud State University in 2013-14, the inaugural season of the National Collegiate Hockey Conference... Helped the Huskies advance to the Frozen Four for the first time in school history during his sophomore season in 2012-13... Suited up for 34 of St. Cloud's 39 games during his freshman season in 2011-12, ranking fourth on the team in penalty minutes (33)... Tied for fourth on the 2010-11 Fargo Force (USHL) in games played (56) and ranked fifth in penalty minutes (64)... Helped the Force reach a deciding Game Five in the 2010 Clark Cup Finals... Split the 2008-09 season between Fargo (USHL) and Roseau High School (Minn.), missing time with a broken collarbone... Named 2009 AP All-State Honorable Mention... Captained the 2008-09 Roseau squad, and won the Oscar Almquist Award for leadership... Played with fellow 2009 Predators draftee Zach Budish on Team USA's entry at the 2008 Ivan Hlinka Memorial Tournament, posting two goals in four games... Played three seasons for the Roseau Rams from 2006-09, amassing 82 points (33g-49a) in 62 games. His father, Scott, coached the team for all three seasons... Helped Roseau win the Minnesota Class-A State Championship in 2007... Helped the United States earn a silver medal at the 2007 Under-17 Five Nations Tournament... Also played football at Roseau High School, whose alumni includes U.S. Hockey Hall of Famers Neal and Aaron Broten and All-Star defenseman Dustin Byfuglien... On Twitter @NickOliver27

SEASON	CLUB	LEAGUE	REGULAR SEASON					PLAYOFFS				
			GP	G	A	PTS	PIM	GP	G	A	PTS	PIM
2006-07	Roseau H.S.	HS-MN	31	12	14	26	51	--	--	--	--	--
2007-08	Roseau H.S.	HS-MN	30	17	25	42	45	--	--	--	--	--
2008-09	Roseau H.S.	HS-MN	11	5	11	16	8	--	--	--	--	--
	Fargo	USHL	12	1	1	2	12	1	0	0	0	0
2009-10	Fargo	USHL	53	5	13	18	95	13	1	1	2	4
2010-11	Fargo	USHL	56	7	10	17	64	5	0	0	0	6
2011-12	St. Cloud State	WCHA	34	2	2	4	33	--	--	--	--	--
2012-13	St. Cloud State	WCHA	34	1	5	6	22	--	--	--	--	--



DEFENSE

JOE PISKULA (JOH pihs-KOO-luh)

Shoots left. • 6-3, 214 lbs.

Born, Antigo, Wis., July 5, 1984

(Acquired from Calgary for Brian McGrattan on February 28, 2013).

CAREER NOTES: Appeared in 46 of Abbotsford's first 56 games of the 2012-13 before making his Milwaukee Admirals (AHL) debut on March 1, 2013... Played in Milwaukee's final 23 games, with the team going 16-6-1 with him in the lineup... Played his five most recent NHL contests with Calgary during a one-week recall from Dec. 3-10, 2011... Ranked second among Abbotsford defensemen in points (3g-15a), and fourth among all skaters in plus/minus (+10) during the 2011-12 campaign... Spent the 2010-11 season on an AHL contract with Abbotsford, tying for third on the team in penalty minutes (73), Ranked third on the Manchester Monarchs in plus/minus rating in 2009-10 (+10)... Helped Manchester reach the 2010 Eastern Conference Finals... Led the 2008-09 Monarchs in plus/minus rating (+11)... Compiled 22 points (3g-19a) and 80 penalty minutes during a three-season, 112-game career at the University of Wisconsin (WCHA) from 2004-07... Signed his first professional contract, a three-year entry-level deal with the Los Angeles Kings, at the conclusion of his junior season at Wisconsin (March 21, 2007)... Made his NHL debut with L.A. on March 23, 2007 and appeared in five of the Kings' final nine games of the 2006-07 campaign... Helped Wisconsin win the 2006 NCAA National Title, and was named the Badgers Otto Breitenbach Most Improved Player by his teammates in 2005-06... Dressed for 40 of 41 games as a freshman for Wisconsin in 2004-05... Spent the 2003-04 season, and the second-half of the 2002-03 with the USHL's Des Moines Buccaneers after a trade from the Chicago Steel... A finalist for the Wisconsin Mr. Hockey award during his time at Antigo High School... Also captained Antigo High School's football team.

SEASON	CLUB	LEAGUE	REGULAR SEASON					PLAYOFFS				
			GP	G	A	PTS	PIM	GP	G	A	PTS	PIM
2002-03	Chicago	USHL	13	0	0	0	18	--	--	--	--	--
	Des Moines	USHL	32	2	6	8	18	4	0	1	1	4
2003-04	Des Moines	USHL	58	2	4	6	68	3	0	1	1	0
2004-05	U. of Wisconsin	WCHA	40	0	6	6	24	--	--	--	--	--
2005-06	U. of Wisconsin	WCHA	34	2	9	11	22	--	--	--	--	--
2006-07	U. of Wisconsin	WCHA	38	1	4	5	34	--	--	--	--	--
	Los Angeles	NHL	5	0	0	0	6	--	--	--	--	--
2007-08	Manchester	AHL	55	0	7	7	57	4	0	0	0	4
2008-09	Manchester	AHL	67	0	12	12	40	--	--	--	--	--
2009-10	Manchester	AHL	72	2	10	12	51	16	2	2	4	12
2010-11	Abbotsford	AHL	71	1	11	12	73	--	--	--	--	--
2011-12	Abbotsford	AHL	59	3	15	18	48	6	0	1	1	0
	Calgary	NHL	5	0	0	0	2	--	--	--	--	--
2012-13	Abbotsford	AHL	46	2	8	10	51	--	--	--	--	--
	Milwaukee	AHL	23	1	3	4	15	4	0	0	0	0
NHL TOTALS			10	0	0	0	8	0	0	0	0	0



RIGHT WING

JUUSO PUUSTINEN (YUH-soh POOS-tih-nehn)

Shoots right. • 6-2, 198 lbs.

Born, Kuopio, Finland, April 5, 1988.

(Signed as a free agent on June 16, 2011).


CAREER NOTES: Will play the 2013-14 with HIFK (Finland)... Ranked fourth on the Milwaukee Admirals in goals (15) during his second season with the club in 2012-13... Ranked fourth in the Finnish Elite League (SM-Liiga) and led HPK Hameenlinna in goals (26) during his lone season with the club in 2010-11... A finalist for the 2009 Jarmo Wasama Award as SM-Liiga rookie of the year after leading first-year players in points (13g-20a-33pts) and assists, and ranking second among rookies in goals in 2008-09... Helped Espoo advance to the 2009 SM-Liiga Finals, earning a silver medal... Led Kamloops (WHL) in points (27g-26a-53pts) and goals in 2007-08... Named one of Finland's three best players at the 2008 World Junior Championships after tying for seventh in the tournament and leading the team in goals (4) and ranked third on Team Suomi in points (5)... Tied for third among WHL rookies in goals and fourth in both points and assists (32g-39a-71pts) with Kamloops in 2006-07... Earned a silver medal and posted three points (1g-2a) in six games while representing Finland at the 2006 U-18 World Championships... Tied for sixth in goals (5) and tied for the Finnish team lead in points (6) at the 2005 World Under-17 Hockey Challenge... Selected by Calgary in the fifth round (149th overall) of the 2006 Entry Draft... On Twitter @JuusoPuustinen

SEASON	CLUB	LEAGUE	REGULAR SEASON					PLAYOFFS				
			GP	G	A	PTS	PIM	GP	G	A	PTS	PIM
2006-07	Kamloops	WHL	64	32	39	71	52	4	0	3	3	4
2007-08	Kamloops	WHL	60	27	26	53	26	4	1	1	2	2
2008-09	Espoo Blues	Finland	53	13	20	33	14	14	1	1	2	4
2009-10	Espoo Blues	Finland	54	8	13	21	64	2	0	1	1	0
2010-11	HPK Hameenlinna	Finland	59	26	12	38	46	2	1	0	1	4
2011-12	Milwaukee	AHL	55	16	16	32	8	--	--	--	--	--
2012-13	Milwaukee	AHL	73	15	16	31	14	4	0	0	0	4



PLAYERS IN THE SYSTEM

Amateur



RIGHT WING

European Pro/Amateur

Professional

ALEXANDER RADULOV

(al-ehx-AN-duhr RAD-uh-lahf)

Shoots left. • 6-1, 188 lbs.

Born, Nizhny Tagil, Russia, July 5, 1986.


(Nashville's first choice, 15th overall (first round), in the 2004 Entry Draft).

CAREER NOTES: Led the KHL in assists (46), ranked second in points (68), tied for third in game-winning goals (6) and ranked sixth in goals (22) in 2012-13, his first season with CSKA Moscow... Received a "Golden Helmet" as a 2013 First-Team KHL All-Star... Participated in the KHL All-Star Game for the fifth consecutive season in 2012-13, posting four points (1g-3a) to overtake Jaromir Jagr as the league's all-time leading scorer in the game (14)... Named one of Russia's three best players of the 2013 World Championships as selected by the coaches after tying for fifth in tournament goals, seventh in points (5g-5a-10pts)... Rejoined the Predators on March 21, 2012 and played his first NHL game in nearly four years on March 22, 2012 at Pittsburgh, scoring a goal... Posted his 100th career NHL point against Detroit on March 30... Led the Predators in assists (5) and tied for the team lead in points (6) during the 2012 NHL Playoffs... Recorded a franchise-record four-game assist streak during Nashville's 2012 WCO series vs. Detroit (4a, April 13-20, 2012)... Won the "Golden Hockey Stick" as the Kontinental Hockey League's regular season MVP for the third consecutive year in 2012, in addition to a "Golden Helmet" as a KHL first-team All-Star in his fourth season with Salavat Yulayev Ufa in 2011-12... Won the KHL scoring title for the second consecutive season in 2011-12 (25g-38a-63pts)... Paced the KHL in assists and ranked second in goals in 2011-12... Played in his third straight KHL All-Star Game in 2012, becoming the game's all-time leader in assists (8)... Won the KHL's 2011 "Golden Hockey Stick" (MVP) and a "Golden Helmet" (first-team All-Star)... Won the 2010-11 KHL scoring title (20g-60a-80pts) by 14 points, led the league in assists by 18, and tied for the KHL lead in plus/minus rating (+27) with Salavat Yulayev Ufa in 2010-11... Named MVP of the 2011 KHL All-Star Game... Played in all 54 of Ufa's 2010-11 regular-season contests, recording points in all but nine of them... Helped Ufa win the 2011 Gagarin Cup as KHL champions... Tied for the 2011 postseason lead in assists (15) and tied for fourth in points (18)... Represented Russia at the 2011 World Championships, tying for the team lead in assists (5) and tying for second points (7) while suiting up for all nine of the nation's games... Winner of the 2010 "Golden Hockey Stick" as KHL MVP and named a 2009-10 first-team KHL All-Star... Finished the 2009-10 KHL regular season tied for second in assists (39), second in plus/minus (+44), fifth in points (63) and tied for ninth in goals (27)... Led Salavat Yulayev Ufa to its second consecutive KHL regular season title in 2009-10... Participated in the 2010 KHL All-Star Game... Led the 2010 KHL Playoffs in points (19), assists (11) and plus/minus rating (+7), in addition to tying for second in goals (8), despite bowing out in the conference finals... Represented Russia in the 2010 Olympics, posting two points (1g-1a) while playing in all four of the nation's contests... Scored the game-winning goal for Russia in the Gold Medal Game at the 2009 World Championships... Tied for seventh at the World Championships and ranked second on Russia in scoring (4g-6a-10pts)... Established NHL career highs in games played (81), goals (26), assists (32) and points (58), finishing third on the Predators in goals and points in 2007-08... Was one of just two Predators to appear in a team-high 81 games in 2007-08, and finished third in the NHL among second-year players in goal scoring... Tied a franchise record with goals in six consecutive contests Jan. 21 - Feb. 2, 2008 (7g)... Tied for the team lead in both goals (2) and points (4), appearing in all six of the club's postseason games in 2008... Won a gold medal while representing Russia at the 2008 World Championships... Established single-season franchise records for goals (18) and points (18g-19a-37pts) by a Nashville rookie in 2006-07... Also led Nashville, ranked second among league rookies and ranked fifth in the NHL with an 18.8 shooting percentage in 2006-07... Ranked among 2006-07 rookie leaders in several other categories, including: game-winning goals (tied for fourth, 4), goals (seventh), power-play goals (tied for eighth, 5), points (ninth) and assists (tied for 10th)... Scored a goal in the 2007 NHL YoungStars Game on Jan. 24, 2006 in Dallas... Scored his first NHL goal in his second NHL game on Oct. 26 vs. San Jose... Won a bronze medal with tournament-host Russia at the 2007 World Championships... Ranked second on the club in goals (3) and tied for second in points (3g-1a) for Nashville during the 2008 playoffs... Had his number retired by Quebec (QMJHL) on Nov. 28, 2007... Finished the 2005-06 season as the top scorer (61g-91a-152pts) in the QMJHL and the entire CHL... Received the QMJHL's 2006 Jean-Beliveau Trophy (top scorer), the Telus Trophy (offensive player of the year), the Michel-Briere Trophy as the League's MVP and was named the Canadian Major Junior Player of the Year. He was also named a 2005-06 First-Team QMJHL All-Star and a First Team Canadian Major Junior All-Star... Led the QMJHL in assists and shorthanded goals (10) in 2005-06, finished second in goals and tied for second with a +53 rating... Posted the second-longest point-scoring streak (45g-75a-120pts in 50gp) in league history from Oct. 26, 2005-March 17, 2006... Led the CHL in scoring in the 2006 playoffs (21g-34a-55pts in 23gp)... Won the 2006 Memorial Cup with Quebec and was awarded the Stafford Smythe Memorial Trophy as the tournament's MVP. Was also selected to the tournament's all-star team... Earned a silver medal with Russia at the 2006 World Junior Championships... Finished third on the Quebec Reparmats (QMJHL) in goals (32), assists (43) and points (75) in his first North American season (2004-05) and was named to the 2004-05 QMJHL All-Rookie Team... Also led Quebec in playoff goals (6) and tied for the team lead in playoff points (6g-5a-11pts) in 2005... Tied for first among QMJHL rookies in 2004-05 in goals and also ranked among rookie leaders in assists (third), points (third) and power-play goals (tied for second with 10)... Won a silver medal with Russia at the 2005 World Junior Championships... Won a gold medal with Russia at the 2004 U-18 World Championships, ranking third on his team with seven points (2g-5a)... Coached by and lived with Hockey Hall-of-Famer Patrick Roy while playing for the QMJHL's Quebec Reparmats... On Twitter @Radul22

REGULAR SEASON

PLAYOFFS

SEASON	CLUB	LEAGUE	GP	G	A	PTS	PIM	GP	G	A	PTS	PIM
2004-05	Quebec	QMJHL	65	32	43	75	64	13	6	5	11	15
2005-06	Quebec	QMJHL	62	61	91	152	101	27	26	38	64	36
2006-07	Milwaukee	AHL	11	6	12	18	26	--	--	--	--	--
	Nashville	NHL	64	18	19	37	26	4	3	1	4	19
2007-08	Nashville	NHL	81	26	32	58	44	6	2	2	4	6
2008-09	Salavat Yulayev Ufa	KHL	52	22	26	48	92	4	0	2	2	4
2009-10	Salavat Yulayev Ufa	KHL	54	24	39	63	62	16	8	11	19	10
2010-11	Salavat Yulayev Ufa	KHL	54	20	60	80	83	21	3	15	18	42
2011-12	Salavat Yulayev Ufa	KHL	50	25	38	63	64	6	0	6	6	2
	Nashville	NHL	9	3	4	7	4	8	1	5	6	4
2012-13	CSKA Moscow	KHL	48	22	46	68	86	9	1	7	8	0
	NHL/PREDATORS TOTALS		154	47	55	102	74	18	6	8	14	29



CENTER

**JOONAS
RASK**
(YUH-nuhs RASK)

Shoots right. • 5-10, 176 lbs.

Born, Savonlinna, Finland, March 24, 1990.

(Nashville's seventh choice, 198th overall (seventh round), in the 2010 Entry Draft).

CAREER NOTES: Spent the 2012-13 campaign with Jokerit (Finland), then came to North America upon the completion of his Finnish season... Scored a goal and added an assist in his only regular-season game with Milwaukee on April 19, 2013 vs. Charlotte, then joined Nashville for its final two regular-season contests, making his NHL debut on April 25, 2013 at Detroit, then recording his first point/assist in the season finale on April 27, 2013 at Columbus... Ranked second on Ilves (Finland) in assists (14) and tied for fifth in points (18) despite playing in just 38 of the club's 60 games in 2011-12... Ranked second in goals (14) and plus/minus rating (+4) with Ilves in 2010-11... The only player on the Ilves squad to appear in all 60 of the team's 2010-11 regular season games, ranking fifth on the club in points (27)... Posted two goals in six games for Finland at the 2010 World Junior Championships... Tied for third in points (1g-3a) and assists on the Finnish squad at the 2009 World Junior Championships... Captained Team Finland at the 2008 U-18 World Championships, tying for first on the club with five points (1g-4a) in six games... Named one of Finland's three best players of the 2008 U-18 tournament... The younger brother of Boston Bruins netminder Tuukka Rask.

SEASON	CLUB	LEAGUE	REGULAR SEASON					PLAYOFFS				
			GP	G	A	PTS	PIM	GP	G	A	PTS	PIM
2007-08	Ilves U-18	Finland-U18	6	3	9	12	22	--	--	--	--	--
	Ilves Jr.	Finland-Jr.	32	11	18	29	34	--	--	--	--	--
2008-09	Ilves Jr.	Finland-Jr.	25	8	11	19	8	--	--	--	--	--
	Ilves	Finland	24	1	0	1	8	3	0	1	1	0
	Leki	Finland-2	1	1	2	3	2	--	--	--	--	--
2009-10	Ilves	Finland	43	10	9	19	32	5	3	0	3	0
	Ilves Jr.	Finland-Jr.	2	0	0	0	2	4	2	2	4	0
2010-11	Ilves	Finland	59	14	13	27	18	5	1	1	2	2
2011-12	Ilves	Finland	32	4	14	18	12	5	2	2	4	2
2012-13	Jokerit	Finland	52	5	5	10	6	2	0	0	0	0
	Nashville	NHL	2	0	1	1	0	--	--	--	--	--
	Milwaukee	AHL	1	1	1	2	0	1	0	0	0	0
NHL/PREDATORS TOTALS			2	0	1	1	0	0	0	0	0	0




PLAYERS IN THE SYSTEM

Amateur

European Pro/Amateur

Professional



DEFENSE

**Bryan
RODNEY**

(BRIGH-uhn ROHD-nee)

Shoots right. • 6-0, 195 lbs.

Born, London, Ont., April 22 1984.

(Signed as a free agent on July 29, 2013).

CAREER NOTES: Signed an American Hockey League contract with Manchester on Dec. 3, 2012, and spent the remainder of the 2012-13 season with the Monarchs... Began the 2011-12 season with Anaheim's AHL affiliate, Syracuse, before a Feb. 16, 2012 trade sent him to the Edmonton organization... Spent the duration of the 2011-12 season with the Oklahoma City Barons, with the exception of a one-game recall to the Oilers on April 2, 2012 at Los Angeles... Helped the Barons advance

to the 2012 Western Conference Finals, tying for third among all blueliners in points (10) and assists (8) during the Calder Cup Playoffs... An 2011 AHL All-Star Classic participant after tying for seventh among AHL defensemen in assists (38), and ranking 10th at the position in points (47) in 2010-11, both personal bests at the level... Tied for second among AHL blueliners in power-play assists (25) and tied for fourth at the position in power-play points (29)... Recalled to Carolina five times during the 2009-10 season, tying for fourth among Hurricane defensemen in assists (10) despite appearing in only 22 games... Scored his first NHL goal on March 25, 2010 at Washington (goaltender Semyon Varlamov)... Ranked 11th among AHL d-men in points per game (.65) in 2009-10, and was selected to participate in the 2010 AHL All-Star Classic... Made his NHL debut with Carolina on Dec. 11, 2008 at Philadelphia, and recorded his first point/assist on Feb. 3, 2009 at Vancouver... Tied for 11th among AHL defenders in assists (33), and ranked 16th in points in 2008-09, despite playing in only 58 of Albany's 80 games... Helped the London Knights win the 2005 Memorial Cup, tying for sixth among defensemen in tournament scoring (1g-2a)... Tied for second among OHL defensemen in goals (23) and ranked third in points (62) during the 2004-05 season... Helped London to a 16-2 record and the J. Ross Robertson Cup as OHL champions in 2005, tying for the playoff lead in goals among defensemen (5), while ranking fourth in points (15)... Paced all OHL blueliners in points (76) and assists (65) during the 2003-04 season with Kingston... Ranked second among all Kingston skaters in points (1g-4a-5pts) during the 2004 postseason... Led OHL defensemen in assists (52), and ranked second at the position in points (60) during the 2002-03 campaign... Tied for seventh among OHL rookie defensemen in assists (15) in 2000-01... Helped the Ottawa 67's win the 2001 OHL title and reach the Memorial Cup.

SEASON	CLUB	LEAGUE	REGULAR SEASON					PLAYOFFS				
			GP	G	A	PTS	PIM	GP	G	A	PTS	PIM
2000-01	Ottawa	OHL	65	0	15	15	26	20	1	4	5	20
2001-02	Ottawa	OHL	30	3	8	11	14	--	--	--	--	--
	Kingston	OHL	18	2	8	10	8	1	0	0	0	0
2002-03	Kingston	OHL	67	8	52	60	60	--	--	--	--	--
2003-04	Kingston	OHL	67	11	65	76	68	5	1	4	5	8
2004-05	London	OHL	64	23	39	62	48	12	5	10	15	20
2005-06	Charlotte	ECHL	59	4	21	25	47	3	0	1	1	0
	Hartford	AHL	8	1	2	3	0	--	--	--	--	--
2006-07	Charlotte	ECHL	31	2	19	21	14	--	--	--	--	--
	Columbia	ECHL	14	2	9	11	12	--	--	--	--	--
2007-08	Columbia	ECHL	17	2	9	11	10	--	--	--	--	--
	Elmira	ECHL	6	5	5	10	2	--	--	--	--	--
2008-09	Albany	AHL	42	4	11	15	22	7	3	3	6	2
	Albany	AHL	58	3	33	36	28	--	--	--	--	--
2009-10	Carolina	NHL	8	0	2	2	2	--	--	--	--	--
	Carolina	NHL	22	1	10	11	8	--	--	--	--	--
2010-11	Albany	AHL	54	7	28	35	42	8	0	4	4	8
	Charlotte	AHL	77	9	38	47	38	16	0	4	4	12
2011-12	Carolina	NHL	3	0	0	0	2	--	--	--	--	--
	Syracuse	AHL	41	5	15	20	10	--	--	--	--	--
2012-13	Oklahoma City	AHL	26	1	9	10	18	14	2	8	10	12
	Edmonton	NHL	1	0	0	0	0	--	--	--	--	--
2012-13	Manchester	AHL	44	4	11	15	10	--	--	--	--	--
NHL TOTALS			34	1	12	13	12	0	0	0	0	0



DEFENSE

CHARLES-OLIVIER ROUSSEL

(CHAR-uhlz-OH-liv-ee-ay roo-SEHL)

Shoots right. • 6-1, 205 lbs.

Born, St. Eustache, Que., September 13, 1991.

(Nashville's third choice, 42nd overall (second round), in the 2009 Entry Draft).

CAREER NOTES: Split his first professional season between Milwaukee (AHL) and Cincinnati (ECHL) in 2012-13... Appeared in all 17 of Cincinnati's Kelly Cup Playoff games, helping it advance to the Eastern Conference Finals... Helped the 2011-12 Saint John Sea Dogs (QMJHL) win their third consecutive Jean-Rougeau Trophy as QMJHL regular season champions...


Ranked second among QMJHL skaters in plus/minus rating (+48) in 2011-12... Tied for seventh among QMJHL defensemen in goals (13), and ranked 13th among blueliners in points (40)... Part of the 2012 President's Trophy-winning Saint John club that went 16-1 in the playoffs and outscored the opposition 103-39... Ranked second among defensemen in assists (12), and tied for third in points (15) during the 2012 QMJHL playoffs... Tied for third among defensemen in points (1g-3a) at the 2012 Memorial Cup... Scored one of five shorthanded goals at the 2012 Memorial Cup... Represented Team QMJHL in the 2010 Subway Super Series... Finished the 2009-10 season ranked eighth in points (51) and goals (15), and tied for ninth in assists (36) among league defensemen in his third season with Shawinigan (QMJHL)... Named to Team QMJHL for the 2009 Subway Super Series, and posted three assists in a pair of victories on Nov. 16 and 18, the highest point total by any defenseman in the event... Participated in Canada's National Junior Team Development Camp in 2009 and 2010... A 2009 QMJHL Second Team All-Star... Played in both the 2008 ADT Canada-Russia Challenge and the 2009 CHL Home Hardware Top Prospects Game... Tied for 10th among QMJHL defensemen in points (44) and ninth among league blueliners in plus/minus rating (+31) in 2008-09 with Shawinigan... Ranked second among defenders in points during the 2009 QMJHL playoffs, posting 18 (5g-13a) in 21 games to help the Cataractes reach Game Seven of the President's Cup Final... Tied for fifth among QMJHL rookie defensemen in assists (13) and ranked seventh among rookie blueliners in points (16) in 2007-08... Played for Team Quebec in the 2008 World U-17 Hockey Challenge, posting one goal in four games... The youngest player selected in the 2009 Entry Draft... On Twitter @charles_rousseau

REGULAR SEASON

SEASON	CLUB	LEAGUE	GP	G	A	PTS	PIM
2007-08	Shawinigan	QMJHL	50	3	13	16	28
2008-09	Shawinigan	QMJHL	68	11	33	44	77
2009-10	Shawinigan	QMJHL	64	15	36	51	70
2010-11	Montreal	QMJHL	59	5	25	30	46
2011-12	Saint John	QMJHL	58	13	27	40	65
2012-13	Cincinnati	ECHL	40	6	11	17	42
	Milwaukee	AHL	17	0	1	1	15

PLAYOFFS

GP	G	A	PTS	PIM
5	1	2	3	2
21	5	13	18	14
6	0	1	1	4
10	1	3	4	10
21	4	15	19	27
17	1	4	5	12
--	--	--	--	--



LEFT WING

MIIKKA SALOMAKI

(MEE-kah SA-loh-MA-kee)

Shoots left. • 5-11, 203 lbs.

Born, Raahen, Finland, March 9, 1993.

(Nashville's second choice, 52nd overall (second round), in the 2011 Entry Draft).

CAREER NOTES: Is expected to play his first season in North America in 2013-14 after signing a three-year entry-level contract with Nashville on April 24, 2013... Spent his third season with Kärpät Oulu of the Finnish Elite League (SM-Liiga)

in 2012-13, tying for the team lead in plus/minus rating (+8) and tying for third in power-play goals (4)... Represented Finland at the World Junior Championships for the third consecutive year in 2013, tying for eighth among all tournament skaters in points (3g-5a-8pts, 6gp), while tying for 10th in assists... Ranked third on Kärpät in penalty minutes (56) and plus/minus rating (+9) in 2011-12... Ranked second in the SM-Liiga playoffs in penalty minutes (56)... Represented Finland at the 2012 World Junior Championships, tying for third on the team in goals (3), and fifth in points (6) in seven games... Tied for sixth in goals (5) and ranked third among junior players in points (5) with Kärpät during the 2011 European Trophy tournament... Ranked second among SM-Liiga rookies in penalty minutes (53), and tied for 11th in both points (4g-6a-10pts) and plus/minus rating (+2) in 2010-11... Named one of Finland's three best players at the U-18 World Championships after tying for sixth in tournament goals (4) and ranking second on the team in points (6)... Notched three points (2g-1a) and tied for the team lead in penalty minutes (14) with Finland at the 2011 World Junior Championships. Both of his goals were game-winners... Also represented Finland at the 2010 Under-20 Four Nations Tournament... Named Finnish Junior League (Jr. A SM-Liiga) rookie of the year in 2009-10... Helped Kärpät win the 2010 Jr. A SM-Liiga title... Ranked sixth in the Finnish Junior League in penalty minutes (93), and ranked 11th in both points (18g-25a-43pts) and goals with Kärpät's junior squad in 2009-10... Helped Finland to a bronze medal at the 2010 U-18 World Championships... Posted three points (2g-1a) in five games with Finland at the 2010 World Under-17 Challenge... Tied for fourth in Finland's Jr. B-I division in assists (30), and ranked sixth in both points (43) and penalty minutes (71) with Laser HT U18 in 2008-09... A 2007-08 Pajola Camp All-Star. Invited as one of the top Under-16 players in the nation... Product of the Kärpät Oulu system that also produced Predators goaltender Pekka Rinne.

REGULAR SEASON

SEASON	CLUB	LEAGUE	GP	G	A	PTS	PIM
2008-09	Laser HT U-18	Finland-U18	23	13	30	43	71
2009-10	Kärpät Jr.	Finland-Jr.	37	18	25	43	93
	Kärpät U-18	Finland-U18	3	4	2	6	4
2010-11	Kärpät	Finland	40	4	6	10	53
	Suomi U-20	Finland-2	3	1	1	2	27
2011-12	Kärpät	Finland	40	12	9	21	56
2012-13	Kärpät	Finland	42	9	10	19	44

PLAYOFFS

GP	G	A	PTS	PIM
--	--	--	--	--
--	--	--	--	--
--	--	--	--	--
3	0	1	1	27
7	1	0	1	56
3	2	0	2	14



PLAYERS IN THE SYSTEM

Amateur

European Pro/Amateur

Professional



CENTER

GRIGORY SHAFIGULIN

(GRIGH-ohr-ee SHAHF-ih-goo-lynn)


Shoots left. • 6-2, 185 lbs.

Born, Chelyabinsk, Russia, January 13, 1985.

(Nashville's eighth choice, 98th overall (third round), in the 2003 Entry Draft).

CAREER NOTES: Helped Dynamo Moscow win their second consecutive Gagarin Cup as Kontinental Hockey League champions in 2012-13... Ranked second on the club in penalty minutes (112) with Ak Bars Kazan (Russia) in 2007-08... Tied for the team lead in games played (54) and playoff goals (3) with Yaroslavl (Russia) in 2006-07... Won a silver medal with Russia at the 2005 World Junior Championships... Played for Russia in the 2004 World Junior Championships... Played for Russia at the 2003 U-18 World Championships... After opening the 2002-03 season with Yaroslavl-2, became a regular contributor in the playoffs for Russian Super League champion Yaroslavl Lokomotiv.

SEASON	CLUB	LEAGUE	REGULAR SEASON					PLAYOFFS				
			GP	G	A	PTS	PIM	GP	G	A	PTS	PIM
2002-03	Yaroslavl 2	Russia-3	33	18	12	30	46	7	0	4	4	31
	Yaroslavl	Russia	11	0	1	1	4	8	0	0	0	4
2003-04	Yaroslavl 2	Russia-3	11	3	8	11	22	--	--	--	--	--
	Yaroslavl	Russia	29	3	0	3	4	2	0	0	0	0
2004-05	Yaroslavl	Russia	46	5	6	11	49	9	0	0	0	10
	Yaroslavl 2	Russia-3	1	0	2	2	0	--	--	--	--	--
2005-06	Yaroslavl	Russia	32	3	6	9	20	3	0	0	0	6
	Yaroslavl 2	Russia-3	7	1	3	4	18	--	--	--	--	--
2006-07	Yaroslavl	Russia	54	5	16	21	46	7	3	0	3	14
2007-08	Ak Bars Kazan	Russia	39	5	5	10	112	8	1	0	1	4
2008-09	Ak Bars Kazan	KHL	28	4	5	9	18	--	--	--	--	--
	Chekhov Vityaz	KHL	14	3	5	8	6	--	--	--	--	--
2009-10	Nizhny Novgorod	KHL	40	5	12	17	62	--	--	--	--	--
2010-11	OHK Dynamo Moscow	KHL	20	1	5	6	16	--	--	--	--	--
2011-12	Dynamo Moscow	KHL	37	8	8	16	14	9	0	0	0	6
2012-13	Dynamo Moscow	KHL	27	3	1	4	10	2	0	0	0	0



LEFT WING

JOSH SHALLA

(JAWSH SHA-luh)

Shoots left. • 6-1, 209 lbs.

Born, Whitby, Ont., September 25, 1991.

(Nashville's third choice, 94th overall (fourth round), in the 2011 Entry Draft).

CAREER NOTES: Led Cincinnati in goals (21) despite playing in only 37 of the team's 72 games. Played the rest of the season with Milwaukee (AHL)... Ranked seventh in the ECHL in goals per game, and fourth among league rookies (.57), in 2012-13... Selected to the 2013 ECHL All-Star Game... Notched a hat trick on Feb. 26, 2013 vs. Trenton, his final ECHL game before being recalled to Milwaukee for the remainder of the regular season... Played in both the 2013 Calder Cup Playoffs for Milwaukee, and the 2013 Kelly Cup Playoffs for Cincinnati, helping the Cyclones reach the Eastern Conference Finals... Finished his career as the all-time leading goal scorer in Saginaw Spirit franchise history (133), doing so in 189 games from 2009-12... Tied for eighth in Ontario Hockey League goal scoring, tied for 16th in game-winning goals (5) and ranked 17th in points in 2011-12, his third season with Saginaw, despite missing 15 games... Second in the "Hardest Shot" category and tied for second in the "Best Shot" category of the 2012 OHL Western Conference Coaches' poll. Also voted third-most dangerous player in the goal area for the second consecutive season... Ranked second on the 2011-12 Spirit in points (76), and third in both plus/minus (+17) and power-play goals (8)... Reached the scoresheet in all but four of his final 30 regular season games in 2011-12, amassing 50 points (24g-26a)... Paced Saginaw in assists (10), and ranked second on the club in points (14) during the 2012 OHL Playoffs... Ranked fifth in the OHL, and set a Saginaw franchise record, in goals (47) in his second season with the Spirit in 2010-11. A 2010-11 OHL Third-Team All-Star... Tied for second in the OHL in shorthanded markers (5), and tied for 12th in League power-play goals (14) in 2010-11... Finished third in the "Most Dangerous in the Goal Area" category of the 2011 OHL Western Conference Coaches' Poll... Led the 2010-11 Spirit in points (72) in 2010-11... Played in all 68 of Saginaw's regular-season contests for the second straight season in 2010-11... Recipient of Saginaw's 2011 Northwest University Academic Award... Paced Saginaw in 2011 playoff points (8g-7a-15pts), goals and power-play goals (5)... Tied for 13th in 2011 OHL Playoff goals and fourth in power-play goals despite playing only 12 games/two rounds... Led the 2009-10 Saginaw Spirit in goals (32) and power-play goals (12), and ranked second in points (65)... Recognized as the second-most improved player in the 2010 OHL Western Conference Coaches Poll... Traded to Saginaw in June 2009 after splitting the 2008-09 season between Guelph and Brampton... Traded from Brampton to Guelph on Jan. 9, 2009... On Twitter @Shalls91

SEASON	CLUB	LEAGUE	REGULAR SEASON					PLAYOFFS				
			GP	G	A	PTS	PIM	GP	G	A	PTS	PIM
2007-08	Bowmanville	OPJHL	49	26	11	37	20	7	5	2	7	6
	Brampton	OHL	6	0	0	0	0	--	--	--	--	--
2008-09	Brampton	OHL	37	11	4	15	12	--	--	--	--	--
	Guelph	OHL	24	3	2	5	16	4	0	0	0	0
2009-10	Saginaw	OHL	68	32	33	65	62	6	0	1	1	2
2010-11	Saginaw	OHL	68	47	25	72	62	12	8	7	15	8
2011-12	Saginaw	OHL	53	40	36	76	27	12	4	10	14	2
2012-13	Milwaukee	AHL	32	3	9	12	4	2	0	1	1	0
	Cincinnati	ECHL	37	21	7	28	18	7	1	3	4	4



CENTER

COLTON SISSONS

(KOHL-tuhn SIH-suhnz)

Shoots right. • 6-1, 189 lbs.

Born, North Vancouver, B.C., November 5, 1993.

(Nashville's second choice, 50th overall (second round), in the 2012 Entry Draft).

CAREER NOTES: Served as captain of the Kelowna Rockets (WHL) for the second consecutive season in 2012-13, and was named team MVP... Ranked second on the Rockets in points per game (110), posting 67 points (28g-39a) in 61 games... Tied for second on the team in power-play goals (7) in 2012-13... Finished the season ranked ninth in WHL plus/minus rating (+43)... Tied for fourth in the WHL in shorthanded assists (3), and 10th in shorthanded points (5) in 2012-13... Posted points (15g-25a-40pts, +21) in 28 of 30 games played in a four-month span between Nov. 15, 2012 and Feb. 15, 2013... Missed 11 regular-season games and the playoffs due to injury... Ranked second on Kelowna in goals (26), and tied for third in points (41) in 2011-12... Paced the 2011-12 Rockets in power-play goals (13) and tied for the team lead in shorthanded markers (2)... Captained Team Orr to a 2-1 victory at the 2012 Home Hardware Top Prospects Game... An alternate captain for Team WHL at the 2011 Subway Super Series... Took part in the NHL's Research and Development Camp in August 2011... Ranked sixth among 2010-11 WHL rookies in plus/minus rating (+15), and 12th in points (17g-24a-41pts)... Recorded 23 points (9g-14a) in the final 19 games of his rookie WHL season... Ranked eighth among WHL rookies in points during the 2011 playoffs (3g-3a-6pts)... Acquired by Kelowna from Saskatoon in January 2010... Led Westside (BCHL) rookies in points (6g-16a-22pts) in 2009-10... A teammate of No. 1 overall pick in the 2011 Entry Draft Ryan Nugent-Hopkins with the Vancouver NW Giants of the BC Hockey Major Midget League in 2008-09... Ranked fifth in the BCMML in points (30g-24a-54pts) in 2008-09... Says he models his game after Ryan Kesler and Mike Fisher... On Twitter @Colton_es15

SEASON	CLUB	LEAGUE	REGULAR SEASON					PLAYOFFS				
			GP	G	A	PTS	PIM	GP	G	A	PTS	PIM
2009-10	Westside	BCHL	58	6	16	22	29	11	1	1	2	4
2010-11	Kelowna	WHL	63	17	24	41	46	10	3	3	6	6
2011-12	Kelowna	WHL	58	26	15	41	62	4	1	1	2	2
2011-12	Kelowna	WHL	61	28	39	67	54	--	--	--	--	--



CENTER

SERGEI SOIN

(SAIR-gay SOY-ihn)

Shoots left. • 6-0, 185 lbs.

Born, Moscow, Russia, March 31, 1982.

(Acquired from Colorado for Tomas Slovák on June 21, 2003).

CAREER NOTES: Helped Dynamo Moscow win its second consecutive Gagarin Cup as Kontinental Hockey League champions in 2013... Represented Russia at the 2013 World Championships, posting four points (1g-3a) in eight games... Paced Dynamo Moscow in penalty minutes (61), ranked second in plus/minus rating (+16) and tied for third on the team in goals (10) during the 2011-12 regular season... Suited up for all 21 of Dynamo Moscow's 2012 playoff games in its run to the KHL title, ranking second on the team in penalty minutes (22)... Led Severstal (KHL) in assists (19) and tied for third on the club in points (26) in 2008-09... Played for CSKA Moscow in 2003-04 and 2004-05, along with fellow Nashville prospect Denis Kulshreshtha... Spent five seasons (1998-03) as a regular with the Soviet Wings (Krylja Sovetov)... Won a gold medal with Russia at the 2002 World Junior Championships... Played for Russia in both the 1999 and 2000 U-18 World Championships... Earned a silver medal and led the 2000 tournament in plus/minus rating (+12)... Colorado's third choice, 50th overall (second round), in the 2000 NHL Entry Draft.

SEASON	CLUB	LEAGUE	REGULAR SEASON					PLAYOFFS				
			GP	G	A	PTS	PIM	GP	G	A	PTS	PIM
2002-03	Krylja Sovetov	Russia	49	8	6	14	40	--	--	--	--	--
2003-04	CSKA Moscow	Russia	49	1	6	7	32	--	--	--	--	--
2004-05	CSKA Moscow	Russia	19	3	3	6	10	--	--	--	--	--
2005-06	Cherepovets	Russia	48	5	12	17	36	4	1	1	2	0
2006-07	Cherepovets	Russia	52	12	12	24	78	5	2	1	3	0
2007-08	Cherepovets	Russia	52	9	11	20	22	7	1	1	2	4
2008-09	Cherepovets	KHL	51	7	19	26	38	--	--	--	--	--
2009-10	Cherepovets	KHL	52	7	13	20	30	--	--	--	--	--
2010-11	Cherepovets	KHL	54	4	10	14	26	6	1	0	1	0
2011-12	Dynamo Moscow	KHL	52	10	12	22	61	21	0	1	1	22
2012-13	Dynamo Moscow	KHL	35	5	3	8	10	21	4	7	11	26



PLAYERS IN THE SYSTEM

Amateur

European Pro/Amateur

Professional

**CENTER**

**ZACH
STEPAN**
(ZAK STEH-pan)

Shoots left. • 6-0, 176 lbs.

Born, Faribault, Minn., January 6, 1994.

(Nashville's fifth choice, 112th overall (fourth round), in the 2012 Entry Draft).

CAREER NOTES: Expected to play his freshman season at Minnesota State University in 2013-14... Participated in the 2013 U.S. National Junior Evaluation Camp... Spent the 2012-13 season with the Waterloo Black Hawks... Ranked third in the USHL in points (32g-46a-78pts), fourth in assists and tied for sixth in goals in 2012-13... Led all USHL skaters in game-winning goals (9) and tied for seventh in power-play points (8g-15a-23pts)... Named USHL Forward of the Week four times in 2012-13 (April 8, Jan. 7, Nov. 26 and Oct. 29)... Notched multiple points in 26 of 56 games in 2012-13, including three four-point performances and two hat tricks... Part of the Waterloo squad that was the United States' representative at the 2012 Junior World Cup where they faced club teams from nine other nations. Posted three points (2g-1a) in six games... Attended the 2013 U.S. National Junior Evaluation Camp... Helped lead Shattuck St. Mary's to its second consecutive Under-18 Tier 1 National Championship in 2011-12... Notched three goals, including a team-leading two power-play markers, and six points in six National Championship tournament games... Tied for the Sabres lead in points (7g-13a-20pts) during the Upper Midwest Elite Hockey League portion of the 2011-12 season... Notched three points (1g-2a) in six games in helping Shattuck win the 2011 Tier 1 Under-18 National Championship... Represented Team USA in the 2010 Select 17 Five Nations Cup... Skated for Shattuck-St. Mary's Under-16 squad in 2009-10... His cousin, Derek Stepan, plays for the New York Rangers... On Twitter @StepanUp22

SEASON	CLUB	LEAGUE	REGULAR SEASON					PLAYOFFS				
			GP	G	A	PTS	PIM	GP	G	A	PTS	PIM
2009-10	Shattuck St. Mary's U-16	Midget	40	19	23	42	20	--	--	--	--	--
2010-11	Shattuck St. Mary's	HS-MN	54	25	39	64	20	--	--	--	--	--
2011-12	Shattuck St. Mary's	HS-MN	50	22	43	65	20	--	--	--	--	--
2012-13	Waterloo	USHL	56	32	46	78	50	5	3	1	4	0

**LEFT WING**

**RYAN
THANG**
(RIGH-uhn THAYNG)


Shoots right. • 6-0, 194 lbs.

Born, Chicago, Ill., May 11, 1987.

(Nashville's fourth choice, 81st overall (third round), in the 2007 Entry Draft).

CAREER NOTES: Expected to play the 2013-14 season with Mora of Sweden's second division (Allsvenskan)... Spent his first season overseas with the Augsburger Panther (Germany), ranking third on the team in goals (14) and tied for third in points (29)... Made his NHL debut on Oct. 31, 2011 in his hometown of Chicago... Ranked third on the 2011-12 Milwaukee Admirals (AHL) in goals (18), and fifth in points (38)... Tied for second among Milwaukee skaters in plus/minus rating (+12) in 2011-12... Ranked second on Milwaukee in assists (27) and third in points (41) during his rookie professional season in 2010-11... Led the 2010-11 Admirals - and tied for sixth among AHL rookies - in plus/minus rating (+17)... Tied for the team lead, and for second among AHL rookies, in points (5g-8a-13pts) during the 2011 Calder Cup Playoffs... Led the team, and tied for second among first-year AHLers, in 2011 postseason assists, and ranked second on the club in goals... Served as team captain during his senior season at Notre Dame in 2009-10... Finished his Irish career ranked first all-time in game winners, fifth in games played, fifth in power-play goals and tied for 10th in short-handed goals... Ranked second on the 2009-10 Fighting Irish in points (9g-14a-23pts)... An alternate captain for the Irish in 2008-09, helping them sweep the CCHA regular season and tournament titles... Helped Notre Dame become the lowest-seeded team in tournament history to reach the NCAA National Championship Game in 2008... Led Notre Dame in goals (18), game-winning goals (5) and ranked second on the club in points (32) for the second consecutive season in 2007-08... Helped Notre Dame capture a 2007 conference championship... Led the Irish with 20 goals and finished second on the club with 41 points in 2006-07... Played two seasons in the USHL, splitting the 2005-06 campaign between Sioux Falls and Omaha after playing the 2004-05 season in Sioux Falls... Captained the 2003 U.S. U-17 team that won a gold medal at the Five Nations Tournament in Slovakia... Edina High School team MVP and an All-State selection in 2002-03... On Twitter @Tanger09

SEASON	CLUB	LEAGUE	REGULAR SEASON					PLAYOFFS				
			GP	G	A	PTS	PIM	GP	G	A	PTS	PIM
2004-05	Sioux Falls	USHL	58	9	22	31	45	--	--	--	--	--
2005-06	Sioux Falls	USHL	32	8	14	22	52	--	--	--	--	--
	Omaha	USHL	25	15	15	30	26	5	2	1	3	2
2006-07	U. of Notre Dame	CCHA	42	20	21	41	22	--	--	--	--	--
2007-08	U. of Notre Dame	CCHA	47	18	14	32	48	--	--	--	--	--
2008-09	U. of Notre Dame	CCHA	33	10	9	19	36	--	--	--	--	--
2009-10	U. of Notre Dame	CCHA	37	9	14	23	55	--	--	--	--	--
	Milwaukee	AHL	12	3	3	6	4	7	1	3	4	2
2010-11	Milwaukee	AHL	78	14	27	41	32	13	5	8	13	10
2011-12	Milwaukee	AHL	75	18	20	38	44	3	0	0	0	2
	Nashville	NHL	1	0	0	0	0	--	--	--	--	--
2012-13	Augsburger	Germany	50	14	15	29	34	2	0	0	0	2
NHL/PREDATORS TOTALS			1	0	0	0	0	0	0	0	0	0



**MIKKO
VAINONEN**
(MEE-koh vigh-NOH-nehn)


Shoots left. • 6-2, 210 lbs.

Born, Helsinki, Finland, April 11, 1994.
(Nashville's sixth choice, 118th overall (fourth round),
in the 2012 Entry Draft).

DEFENSE

CAREER NOTES: Spent his first season in North America with the Kingston Frontenacs in 2012-13 after being selected sixth overall by them in the 2012 CHL Import Draft... Ranked fourth among Kingston blueliners in points (4g-18a-22pts)... Tied for the Kingston team lead in points during the 2013 postseason with three (2g-1a) in four games... Participated in Finland's selection camp for the 2013 World Junior Championship... Helped HIFK's junior club win the 2012 Finnish Junior League title... Tied for ninth in goals (7) and 11th in points (18) among Finnish Junior League defensemen in 2011-12... Captained the Finnish squad at the 2012 U-18 World Championships, posting four assists and eight penalty minutes in seven games... Paced HIFK Under-18 defensemen in points per game in 2010-11 (.59)... Notched two assists and 10 penalty minutes for Finland at the 2011 World Under-17 Hockey Challenge... Captained Finland at the 2011 Under-17 European Youth Olympic Festival... Tied for fifth in defensemen goals (7) and for 11th in points (18) with the HIFK Under-16 squad in 2009-10... Helped HIFK's Under-16 team win the league title in 2009-10, tying for sixth among blueliners in points (3g-2a) and ranking third among all skaters in penalty minutes (33) during the playoffs... Named to the 2009 Under-16 Pohjola Camp All-Star Team... On Twitter @MikkoVainonen

SEASON	CLUB	LEAGUE	REGULAR SEASON					PLAYOFFS				
			GP	G	A	PTS	PIM	GP	G	A	PTS	PIM
2008-09	HIFK U-16	Finland-U16	31	2	11	13	22	1	0	0	0	0
2009-10	HIFK U-16	Finland-U16	32	8	14	22	40	10	3	2	5	33
	HIFK U-18	Finland-U18	1	0	1	1	0	--	--	--	--	--
2010-11	HIFK U-18	Finland-U18	24	4	10	14	24	1	0	0	0	0
	HIFK Jr.	Finland Jr.	8	1	2	3	12	4	0	0	0	6
2011-12	HIFK Jr.	Finland Jr.	38	7	11	18	44	10	0	1	2	12
	HIFK U-18	Finland-U18	2	0	1	1	8	1	0	0	2	2
	HIFK	Finland	8	0	0	0	2	--	--	--	--	--
2012-13	Kingston	OHL	55	4	18	22	42	4	2	1	3	2



**SCOTT
VALENTINE**
(SKAWT VAL-uhn-tahyn)

Shoots left. • 6-1, 213 lbs.

Born, Ottawa, Ont., May 2, 1991.
(Signed as a free agent on September 30, 2011).

DEFENSE

CAREER NOTES: Tied for third on the Admirals in penalty minutes in 2012-13 (74)... Spent time at forward for the first time in his career late in the 2012-13 season... Ranked 10th among American Hockey League rookie defensemen in penalty minutes (69) during his first season with Milwaukee in 2011-12... One of just two Ontario Hockey League defensemen to register more than 35 points (4g-32a-36pts) and 100 penalty minutes (106) in 2010-11... Ranked second among Oshawa General defensemen in points and plus/minus (+17) during his second full season with the club in 2010-11... Ranked second on the 2010-11 Generals in penalty minutes (106)... Received the third-most votes in the "Best Body Checker" category of the 2011 OHL Eastern Conference Coaches' Poll... Paced the Generals in penalty minutes during the 2011 OHL Playoffs (28)... Tied for second among Oshawa blueliners in goals (5) and penalty minutes (82) in 2009-10... Started the 2008-09 season with the London Knights before being acquired on Jan. 8, 2009, along with Christian Thomas, Michael Zador and draft picks, for John Tavares... Spent the majority of the 2007-08 season playing right wing with the Hawkesbury Hawks (CJHL)... The Anaheim Ducks seventh selection, No. 166 overall (sixth round), in the 2009 NHL Entry Draft... On Twitter @valentine_s22

SEASON	CLUB	LEAGUE	REGULAR SEASON					PLAYOFFS				
			GP	G	A	PTS	PIM	GP	G	A	PTS	PIM
2007-08	Hawkesbury	CJHL	51	2	15	17	81	--	--	--	--	--
	London	OHL	3	0	0	0	2	--	--	--	--	--
2008-09	London	OHL	17	0	0	0	20	--	--	--	--	--
	Oshawa	OHL	26	1	8	9	51	--	--	--	--	--
2009-10	Oshawa	OHL	63	5	14	19	82	--	--	--	--	--
2010-11	Oshawa	OHL	62	4	32	36	106	9	1	1	2	28
2011-12	Milwaukee	AHL	63	2	10	12	69	2	0	0	0	0
2012-13	Milwaukee	AHL	64	6	4	10	74	2	0	0	0	2




PLAYERS IN THE SYSTEM

Amateur

European Pro/Amateur

Professional



**Mark
VAN GUILDER**
(MAHRK VAN GILL-duhr)

Shoots left. • 6-1, 186 lbs.
Born, Roseville, Minn., January 17, 1984.
(Signed as a free agent on May 20, 2013).


LEFT WING

CAREER NOTES: Tied for the Milwaukee (AHL) team lead in plus/minus rating in 2012-13 (+15)... Ranked fifth on the 2012-13 Admirals in goals (14), and tied for fifth in points (32)... Named the Admirals Man of the Year, and a finalist for the Yanick Dupre Memorial Award, for his outstanding contributions to the Milwaukee community in each of the last three seasons (2011-13)... Played his first full season at the AHL level in 2010-11... Tied for fourth on the Admirals in goals (3) during the 2011 postseason... Skated in all seven of the Admirals 2010 Calder Cup Playoff contests... Assigned to the Cyclones following Milwaukee's elimination, where he led the club to the 2010 Kelly Cup... Led Cincinnati skaters in points per game during the 2010 postseason (1.07)... Paced Cincinnati in goals (26), assists (44) and points (70) as a rookie in 2008-09... Also ranked fourth in ECHL rookie points and tied for 10th in overall league points... Registered 98 points (42g-56a) in 163 games during a four-year career at the University of Notre Dame (2004-08)... Never missed a game during his collegiate career... Captained the Irish to the 2008 NCAA National Championship Game as a senior... A 2008 Lowes Senior CLASS Second-Team All-American and one of 10 finalists for the Lowes Senior CLASS Award... Ranked third on N.D. in points (30) in 2007-08... Ranked second on the 2006-07 Fighting Irish in goals (18)... Named Notre Dame's most improved player for the 2005-06 season... Won the 2003-04 Anderson Cup with the Tri-City Storm (USHL) in 2003-04... Selected Pioneer Press Male Athlete of the Year for 2002... A finalist for Minnesota's Mr. Hockey Award in 2002... A four-year letterwinner and All-State selection as a senior in lacrosse at Roseville High School, leading the team to a pair of state championships... Also an All-State selection in football as a senior free safety for Roseville High School.

REGULAR SEASON

PLAYOFFS

SEASON	CLUB	LEAGUE	GP	G	A	PTS	PIM	GP	G	A	PTS	PIM
2002-03	Tri-City	USHL	59	11	8	19	23	3	0	0	0	14
2003-04	Tri-City	USHL	60	17	22	39	23	11	3	2	5	18
2004-05	Notre Dame	CCHA	38	3	5	8	16	--	--	--	--	--
2005-06	Notre Dame	CCHA	36	8	18	26	6	--	--	--	--	--
2006-07	Notre Dame	CCHA	42	18	16	34	26	--	--	--	--	--
2007-08	Notre Dame	CCHA	47	13	17	30	28	--	--	--	--	--
2008-09	Milwaukee	AHL	5	0	0	0	0	--	--	--	--	--
	Cincinnati	ECHL	65	26	44	70	18	15	3	4	7	8
	Hamilton	AHL	3	0	1	1	0	--	--	--	--	--
2009-10	Milwaukee	AHL	28	0	7	7	8	7	0	0	0	2
	Cincinnati	ECHL	15	6	5	11	21	14	5	10	15	2
2010-11	Milwaukee	AHL	62	10	7	17	10	13	3	3	6	2
2011-12	Milwaukee	AHL	70	12	15	27	14	3	1	0	1	0
2012-13	Milwaukee	AHL	73	14	18	32	9	4	0	0	0	0



**JIMMY
VESEJ**
(JIHM-mee VEE-ZEE)

Shoots left. • 6-1, 205 lbs.
Born, North Reading, Mass., May 26, 1993.
(Nashville's third choice, 66th overall (third round),
in the 2012 Entry Draft).

LEFT WING

CAREER NOTES: Expected to play his sophomore season at Harvard University in 2013-14... Played his freshman season at Harvard University in 2012-13, ranking fourth among ECAC freshmen in goals, while tying for eighth among conference rookies in points (11g-7a-18pts). In intra-conference play, he ranked first among ECAC rookies in both goals and points (9g-6a-15pts, 19pp)... Tied for the Crimson team lead in goals, and ranked second in points in 2012-13... The 2013 Ivy League Rookie of the Year... One of 16 semifinalists for the 2013 Walter Brown Award, presented annually to the best United States-born college hockey player in New England... Named ECAC November Rookie of the Month, and the ECAC Rookie of the Week on three occasions (Oct. 30, Nov. 13 and Jan. 29)... Helped the United States claim gold at the 2013 World Junior Championships, posting five points (1g-4a) in seven games... After going pointless in his first three games at the 2013 WJC, was moved into a top-six role, and posted all five of his points in the next three games... Named Eastern Junior Hockey League Most Valuable Player and Offensive Player of the Year after breaking league records for goals (48) and points (91) in a season in 2011-12... Led the South Shore Kings to the 2012 Southern Division title... Helped the Southern Division win the 2012 E.JHL All-Star Game by scoring in regulation, then one of two shootout goals in a 5-4 victory... Recorded points in 39-of-45 regular-season games in 2011-12... Tied for second in goals (5) and fifth in points (8) in the 2012 E.JHL Playoffs... Participated in the 2011 World Junior Club Cup in Omsk, Russia as a member of the E.JHL Selects... Recipient of the 2012 John Carlton Award - given by the Boston Bruins - as the Massachusetts' most outstanding player... Recorded 65 points (36g-29a) in 62 games over two seasons with Belmont Hill High (Mass.) from 2009-11... Undrafted in the 2011 Entry Draft after being ranked 15th in Central Scouting's final rankings... His father, Jim, was an eighth-round pick (155th overall) of the St. Louis Blues in the 1984 Entry Draft. He played in 15 games with St. Louis and Boston (1g-2a-3pts), 81 American Hockey League games with Maine and Providence (44g-46a-90pts) and 295 International Hockey League games with Peoria and Phoenix (156g-171a-327pts) from 1988-95... On Twitter @19Vesej

REGULAR SEASON

PLAYOFFS

SEASON	CLUB	LEAGUE	GP	G	A	PTS	PIM	GP	G	A	PTS	PIM
2009-10	Belmont Hill HS	HS-MA	30	13	17	30	--	--	--	--	--	--
2010-11	Belmont Hill HS	HS-MA	32	23	12	35	90	--	--	--	--	--
2011-12	South Shore	EJHL	45	48	43	91	52	6	5	3	8	2
2012-13	Harvard	ECAC	27	11	7	18	25	--	--	--	--	--



AUSTIN WATSON

(AUZ-tihn WAWT-suhn)

Shoots right. • 6-3, 201 lbs.

Born, Ann Arbor, Mich., January 13, 1992.

(Nashville's first choice, 18th overall (first round), in the 2010 Entry Draft).

FORWARD

CAREER NOTES: Made his NHL debut on April 7, 2013 at Chicago and scored his first NHL goal in Nashville's 2012-13 home finale on April 23, 2013 vs. Calgary... Led the Milwaukee Admirals, and tied for fifth among AHL rookies, in goals (20) in 2012-13... Ranked second on the Admirals, and tied for 18th among rookies, in points (20g-17a-37pts) in 2012-13...

Helped London claim the 2012 Hamilton Spectator Trophy as OHL regular season champions and Robertson Cup as playoff champions... Tied for eighth in OHL power-play goals (12) and ninth in power-play assists (21) in 2011-12... Voted the best penalty killer and finished second in the "Best Shot Blocker" category of the 2012 OHL Western Conference Coaches' poll... Recipient of the 2012 Wayne Gretzky 99 Award presented to playoff MVP after leading the Knights to the Robertson Cup title... Tied for fourth in the 2012 OHL playoffs in goals (10), sixth in power-play goals (3) and eighth in plus/minus rating (+10)... Helped London advance to overtime of the 2012 Memorial Cup title game... Tied for sixth in points at the 2012 Memorial Cup (4gp, 2g-3a-5pts), earning a spot on the tournament All-Star team... Represented the United States at the 2012 World Junior Championships, leading the team in points (9) and assists (6) and ranking third in goals (3, tie) and plus/minus rating (+6)... Tied a Team USA record with seven points (3g-4a), including a natural hat trick in its 12-2 victory over Latvia in the relegation round of the 2012 World Junior tournament... Tied for the Peterborough team lead in goals (34), ranked second in points (68) and third in assists (34) in 2010-11... Tied for 12th in the OHL in power-play goals (14) in 2010-11... A co-MVP of the 2010-11 Petes, and winner of the team's hardest working player award... Peterborough's nominee for the 2010 Red Tilson Award as the OHL's Most Valuable Player... Missed five weeks due to a broken ankle after blocking a shot while playing in the 2010 CHL Home Hardware Top Prospects Game. Closed out the season with 18 points (7g-11a) in the final seven games of the regular season upon returning from injury... Helped the United States win gold at the 2010 U-18 World Championships, posting three points (1g-2a) and 33 penalty minutes (tied for second in the tournament) in seven games... Helped Windsor win both the 2009 Robertson Cup as OHL Champion and 2009 Memorial Cup... Named the Spitfires 2009 Hiram Walker and Sons Rookie of the Year... A graduate of the Detroit Compuware program which has produced the likes of Eric Lindros, Pat LaFontaine, Brian Rolston, Mike Modano and David Legwand... The oldest of 10 children.

SEASON	CLUB	LEAGUE	REGULAR SEASON					PLAYOFFS				
			GP	G	A	PTS	PIM	GP	G	A	PTS	PIM
2008-09	Windsor	OHL	63	10	19	29	41	25	0	4	4	17
2009-10	Windsor	OHL	42	11	23	34	14	--	--	--	--	--
	Peterborough	OHL	10	9	11	20	8	4	2	0	2	2
2010-11	Peterborough	OHL	68	34	34	68	54	--	--	--	--	--
	Milwaukee	AHL	5	0	0	0	0	3	0	0	0	0
2011-12	Peterborough	OHL	32	14	19	33	33	--	--	--	--	--
	London	OHL	29	11	24	35	14	23	12	10	22	10
2012-13	Milwaukee	AHL	72	20	17	37	22	4	1	0	1	0
	Nashville	NHL	6	1	0	1	0	--	--	--	--	--
PREDATORS/NHL TOTALS			6	1	0	1	0	0	0	0	0	0



PLAYERS

2013 NHL ENTRY DRAFT



JUNE 30, 2013 IN NEWARK, N.J.

ROUND	OVR	NAME	POS.	TEAM
1	4	Seth Jones	D	Portland (WHL)
3	64	Jonathan-Ismael Diaby	D	Victoriaville (QMJHL)
4	95	Felix Girard	C	Baie-Comeau (QMJHL)
4	99	Juuse Saros	G	HPK Jr. (Finland-Jr.)
5	125	Saku Maenalanen	RW	Karpat Jr. (Finland-Jr.)
5	140	Teemu Kivihalme	D	Burnsville (HS-Minn.)
6	155	Emil Pettersson	C	Timra Jr. (Sweden-Jr.)
6	171	Tommy Veilleux	LW	Victoriaville (QMJHL)
7	185	Wade Murphy	RW	Penticton (BCHL)
7	203	Janne Juvonen	G	Lahti Jr. (Finland-Jr.)






JONATHAN-ISMAEL DIABY



SETH JONES



TOMMY VAILLEUX



FELIX GIRARD



SETH JONES

(SETH JOHNZ)

Shoots right. • 6-5, 210 lbs.
Born, Arlington, Texas, October 3, 1994.
(Nashville's first choice, fourth overall (first round), in the 2013 Entry Draft).

DEFENSE

CAREER NOTES: Recipient of the Jim Piggott Trophy as Western Hockey League Rookie of the Year, Canadian Hockey League's Top Prospect of the Year and was a WHL First-Team All-Star after ranking fourth among WHL blueliners, and first among rookie defensemen, in points (14g-42a-56pts) with Portland in 2012-13... Ranked third among WHL defensemen, and first among rookies, in plus/minus rating (+46) and assists (42) in 2012-13... Helped Portland to a 57-12-3 record playing alongside fellow Predators prospect Brendan Leipsic in 2012-13... Ranked second among WHL d-men in goals (5) and plus/minus rating (+15), and third in points (15) during the 2013 WHL Playoffs, helping the Winterhawks claim the Ed Chynoweth Cup as league champions... Tied for the 2013 Memorial Cup lead among defensemen in goals (2), and tied for third at the position in points (4), helping Portland reach the tournament final... Helped the United States claim the gold medal at the 2013 World Junior Championships, leading all defensemen in assists (6) and ranking second among blueliners in points (7) and plus/minus rating (+8)... The youngest member of Team USA at the 2013 WJC... The top-rated North American skater in Central Scouting's final ratings of 2013... Notched an assist to help Team Orr to victory at the 2013 CHL Top Prospects Game... Captained the Under-18 U.S. National Team Development Program in 2011-12, leading team defensemen in assists (23) and ranking second in points (31)... Captained Team USA to its fourth consecutive gold medal at the Under-18 World Championships in 2012, ranking second among tournament defensemen in goals (3) and points (8), and first in plus/minus rating (+9)... Split the 2010-11 campaign between the U.S. NTDP's Under-17 and Under-18 teams, serving as captain of the Under-17 team... Paced Under-17 team defensemen in points (4g-17-21pts) despite playing in only 37 of its 55 games, and led Under-18 defensemen in points per game (.5, 0g-10a-10pts, 20gp)... Helped the United States win gold at the 2011 Under-18 World Championships... Named a tournament all-star while captaining the U.S. to a silver medal at the 2011 World Under-17 Hockey Challenge... Split his minor hockey between Colorado and Dallas, playing for the Dallas Stars Midget teams from 2008-10... His father, Ronald "Popeye" Jones, played 11 NBA seasons with Dallas, Toronto, Boston, Denver, Washington and Golden State and will serve as an assistant coach for the Indiana Pacers in 2013-14. He was born in Dresden, Tenn., and played collegiately at Murray State... Has an older brother, Justin, who retired after playing from 2009-11 with the NHL's Texas Tornado, and a younger brother, Caleb, who will suit up for the Under-17 U.S. NTDP Squad in 2013-14... On Twitter @seth_jones3

SCOUTING REPORT: A cornerstone defenseman... Has an incredibly well-rounded game and can play in all situations... Hockey IQ is off the charts... Very poised with the puck - there is no panic in his game... His skating and mobility are elite for his size... Always seems to make the correct decisions and executes them properly... Knows when to jump in offensively and will be a major contributor on the power play.

QUOTEBOOK: "Seth is a terrific defenseman and a world-class player that can do it all, both offensively and defensively. He's big, he can skate, he can carry the puck up ice, make plays, defend, and he's only going to get better. We're thrilled to add him to our core that we have on defense. We feel like we have a real bright future there." - Predators Chief Amateur Scout Jeff Kealty.

SEASON	CLUB	LEAGUE	REGULAR SEASON					PLAYOFFS				
			GP	G	A	PTS	PIM	GP	G	A	PTS	PIM
2009-10	Dallas Stars AAA	MWEHL	42	5	13	18	20	--	--	--	--	--
2010-11	USNTDP	U-17	37	4	17	21	24	--	--	--	--	--
	USNTDP	USHL	28	1	13	14	20	--	--	--	--	--
	USNTDP	U-18	20	0	10	10	8	--	--	--	--	--
2011-12	USNTDP	U-18	52	8	23	31	18	--	--	--	--	--
	USNTDP	USHL	20	4	8	12	6	--	--	--	--	--
2012-13	Portland	WHL	61	14	42	56	33	21	5	10	15	4




PLAYERS

2013 NHL ENTRY DRAFT

Amateur

European Pro/Amateur

Professional



JOHNATHAN-ISMAEL DIABY

(JAWN-ah-thuhn-iss-mahy-ELL
dee-AH-bee)

Shoots left. • 6-5, 223 lbs.

Born, Montreal, Que., November 16, 1994.

(Nashville's second choice, 64th overall (third round),
in the 2013 Entry Draft).


DEFENSE

CAREER NOTES: Expected to play his third full season with Victoriaville (QMJHL) in 2013-14... Paced the Victoriaville Tigers in plus/minus rating (+12) and penalty minutes in 2012-13, while ranking second among club blueliners in goals, assists and points (4g-22a-26pts)... Tied for 12th among QMJHL skaters in penalty minutes in 2012-13... One of just three QMJHL blueliners to finish the 2012-13 season with 25 points, 100 penalty minutes, and a +10 rating... The 37th-rated North American skater in Central Scouting's final rankings of 2013, up from No. 45 at the mid-term... Ranked fourth among QMJHL rookie defensemen in penalty minutes (64) in 2011-12... Led Victoriaville in penalty minutes (11) during the 2012 playoffs... Split the 2010-11 season between Victoriaville and Collège Esther-Blondin of the Quebec Midget AAA ranks... His father, Sékana, played soccer professionally in France and Turkey from 1986-97, and represented Ivory Coast in international competition, including the 1992 FIFA Confederations Cup and 1994 FIFA World Cup Qualifier.

SCOUTING REPORT: His size will make him a physical presence to be reckoned with on the blue line... Takes away space using his determined play and his reach... Athletically gifted - has a powerful skating stride and is deceptively agile... Makes effective decisions with the puck and doesn't overcomplicate things... Will stand up for his teammates when the need arises.

QUOTEBOOK: "Jonathan is a monster, and he's not even there physically yet, so he has a lot of room for growth and strength. He plays hard, is a terrific skater for his size, and can move the puck. He's tough, he'll fight and plays physical. He does it all for a stay-at-home defenseman. We see him as a shutdown-type of blueliner that takes up a lot of ice and is hard to play against." - Predators North American Amateur Scout Tom Nolan.

SEASON	CLUB	LEAGUE	REGULAR SEASON					PLAYOFFS				
			GP	G	A	PTS	PIM	GP	G	A	PTS	PIM
2009-10	Collège Esther-Blondin	QMAAA	39	1	5	6	60	--	--	--	--	--
2010-11	Collège Esther-Blondin	QMAAA	30	2	9	11	79	--	--	--	--	--
	Victoriaville	QMJHL	19	0	0	0	19	3	0	0	0	0
2011-12	Victoriaville	QMJHL	51	1	8	9	64	4	0	0	0	11
2012-13	Victoriaville	QMJHL	67	4	22	26	117	9	0	1	1	20



FELIX GIRARD

(FEE-lîx zhîh-RAHRD)

Shoots left. • 5-11, 193 lbs.

Born, Quebec, Que., May, 9, 1994.

(Nashville's third choice, 95th overall (fourth round),
in the 2013 Entry Draft).


CENTER

CAREER NOTES: Expected to spend his fourth season with the Baie-Comeau Drakkar in 2013-14, and his second as team captain... Recipient of the Guy Carboneau Trophy as the QMJHL's top defensive forward in 2012-13... Led the QMJHL in face-off winning percentage in 2012-13 (63.8 percent), while also averaging more than a point per game (58gp, 23g-38a-6pts)... Captained Baie-Comeau to the President's Cup Finals in 2013, ranking second in face-off wins (237) while tying for sixth among all skaters in postseason plus/minus rating (+13)... Ranked fourth in the QMJHL in face-off efficiency (58.2 percent), and fifth in face-off wins (742) in 2011-12... Helped Canada earn bronze at the 2012 Under-18 World Championships, scoring a goal in five games played... Played his rookie QMJHL season in 2010-11 with Baie-Comeau after being drafted 35th overall (second round) by the club in the 2010 QMJHL Entry Draft... Played for Team Quebec at the World Under-17 Hockey Challenge, posting four points (2g-2a) in six games.

SCOUTING REPORT: A blue-collar forward who plays with drive and energy and never gives up... Possesses excellent leadership skills... Skating and offensive skills keep improving... Comes out of corners with explosiveness... Plays a responsible defensive game and has great attention to detail... Tenacious on the forecheck and penalty kill... Will sacrifice his body to block shots.

QUOTEBOOK: "Felix is an exact Predator-type player. He'll do anything you'd ask, from blocking shots and taking hits, to making hits and playing on the penalty kill. He is a guy that does it all, and the type of guy you win championships with. He's also a leader through-and-through. His coaches can't say enough about him. He's our type of guy too and we're ecstatic to have him." - Predators North American Amateur Scout Tom Nolan.

SEASON	CLUB	LEAGUE	REGULAR SEASON					PLAYOFFS				
			GP	G	A	PTS	PIM	GP	G	A	PTS	PIM
2009-10	Séminaire St-François	QMAAA	41	7	11	18	68	3	1	1	2	15
2010-11	Baie-Comeau	QMJHL	64	5	12	17	37	--	--	--	--	--
2011-12	Baie-Comeau	QMJHL	60	6	15	21	63	8	2	1	3	14
2012-13	Baie-Comeau	QMJHL	58	23	38	61	58	19	4	11	15	42



JUUSE SAROS

(YOO-she SA-ruhs)

Catches left. • 5-11, 196 lbs.

Born, Hameenlinna, Finland, April 19, 1995.

(Nashville's fourth choice, 99th overall (fourth round), in the 2013 Entry Draft).

GOALTENDER

CAREER NOTES: Expected to play the 2013-14 campaign with HPK in the Finnish Elite League (SM-Liiga) in 2013-14... Named best player of the 2012-13 Finnish junior league regular season and recipient of the Jorma Valtonen Award as the league's top goaltender after leading all netminders in goals-against average (1.86) and save percentage (.933) in 2012-13... Also a 2013 Finnish junior league All-Star Team selection, along with fellow 2013 Predators draft pick Saku Maenalanen... Led all netminders in goals-against average (2.09) and ranked third in save percentage (.923) in the 2013 postseason, helping HPK claim the league title... Named Best Goaltender of the 2013 World Under-18 Championships and one of Finland's three best players of the tournament in helping them claim the bronze medal... Ranked second at the 2013 Under-18 World Championships in goals-against average (1.86) and save percentage (.946) while playing every minute of the tournament for Finland... Helped Finland reach the Gold Medal Game at the 2012 Ivan Hlinka Memorial Tournament, as well as representing his nation at the 2013 Five Nations Tournament... The top-rated European goalie in Central Scouting's final rankings of 2013... Spent the majority of the 2011-12 campaign at the junior league level, helping HPK earn a bronze medal by posting the playoff's best save percentage (tie, .936)... Ranked fourth in goals-against average (2.53) and eighth in save percentage (.910) with the HPK Juniors during the 2011-12 regular season... Spent 14 games at the under-18 level with HPK in 2011-12, leading the league in goals-against average (1.25) and save percentage (.957) during qualification play... Played for HPK's under-16 club in both 2009-10 and 2010-11, winning the Teppo Numminen Award as league MVP and the Jukka Tammi Award as the league's top goaltender in 2011.

SCOUTING REPORT: A somewhat diminutive goaltender who nonetheless plays an elite game... Athletic with lightning-quick reflexes... Both his blocker and catching glove are excellent... His vision and anticipation are incredible; he sees plays before they develop and is always in the right spot positionally... Is very steady and competitive; doesn't allow himself to have bad games.


QUOTEBOOK: "Juuse is an outstanding goalie and had an excellent season in 2012-13. I really believe if he was just a couple inches taller, he would have been a Top 15 pick in the draft. He has great goalie skills and his attitude/mindset are excellent. His coach absolutely raved about his work ethic and how he is as a mental athlete. He's one of the best he ever coached, and he's coached a lot. He compensates for his size with how strong he is mentally. He has made his teams win everywhere and he's an excellent goalie." - Predators European Scout Janne Kekalainen.

REGULAR SEASON

Season	Club	League	GP	W	L	O/T	Mins.	GA	SO	Avg.
2011-12	HPK U-18	Finland-U18	14	11	3	0	844	19	2	1.35
	HPK Jr.	Finland-Jr.	31	20	10	0	1804	76	2	2.53
2012-13	HPK Jr.	Finland-Jr.	37	24	13	0	2220	69	4	1.86

PLAYOFFS

GP	W	L	Mins.	GA	SO	Avg.
--	--	--	--	--	--	--
10	6	4	630	22	0	2.10
11	9	2	661	23	0	2.09



SAKU MAENALANEN

(SA-koo mai-NA-lah-nehn)

Shoots left. • 6-3, 176 lbs.

Born, Kemi, Finland, May 29, 1994.

(Nashville's fifth choice, 125th overall (fifth round), in the 2013 Entry Draft).

RIGHT WING

CAREER NOTES: Will play in the Karpas organization again in 2013-14, potentially playing at both the Finnish Elite League (SM-Liiga) and junior league levels... Led the Finnish junior league in assists (35), while ranking second in points (58) and tied for third in goals with Karpas in 2012-13... Named to the 2013 Finnish junior league All-Star Team, along with fellow 2013 Predators draftee Juuse Saros... Tied for the Karpas team lead in goals (5) and points (7) during the 2013 playoffs... The 130th-rated European Skater in Central Scouting's final 2013 rankings after being unranked at the midterm... Playing for Karpas's under-18 team in 2011-12, ranked second in league assists (29) and fourth in points (42)... Led Karpas, and tied for fourth in the under-18 league playoffs, in goals (7) in 2012... Helped Laser HT to a Finnish under-18 tier two title in 2011... Played for Karpas's under-16 club in 2009-10... The Karpas Oulu organization is the same that produced Predators goaltender Pekka Rinne and prospect Miikka Salomaki.

SCOUTING REPORT: An offensive force... Has size, speed, and skill... Loves to make plays at high velocity... Makes excellent decisions with the puck... A possession-type player who always wants to push the play forward... His size allows him to protect the puck effectively... Will be difficult for defenders to contain... Very productive on the scoresheet.

QUOTEBOOK: "Skating is definitely Saku's greatest asset. He's got great speed and uses it to score and make plays. He's very raw, and with his work ethic, will get a lot stronger, faster and more effective as he grows into his frame over the next few years. His coaches had some great things to say about him, and we all believe he can develop into a top-nine forward." - Predators European Scout Janne Kekalainen.

REGULAR SEASON

Season	Club	League	GP	G	A	PTS	PIM
2011-12	Karpas U-18	Finland-U18	44	15	26	41	76
2012-13	Karpas Jr.	Finland-Jr.	45	23	35	58	43

PLAYOFFS

GP	G	A	PTS	PIM
9	7	3	10	2
5	5	2	7	18




PLAYERS

2013 NHL ENTRY DRAFT

Amateur

European Pro/Amateur

Professional



DEFENSE

TEEMU KIVILHAME

(TEE-moo kih-vih-HAHL-meh)

Shoots left. • 5-11, 158 lbs.

Born, Cloquet, Minn., June 7, 1995.

(Nashville's sixth choice, 140th overall (fifth round), in the 2013 Entry Draft).

CAREER NOTES: Will play the 2013-14 season with Fargo (USHL), before heading to Colorado College for the 2014-15 campaign... Spent his third season with Burnsville High School's (Minn.) varsity team in 2012-13, leading team defensemen in points (30) and assists (21)... Fell in the Section 2 AA Final in for the third consecutive year in 2013... Helped Team Southeast advance to the 2012 Upper Midwest High School Elite Hockey League championship game...

Played two games for the United States at the 2012 Ivan Hlinka Memorial Tournament... Suited up for four games with Fargo in March 2013 upon the completion of his high school season... The 64th-rated North American Skater in Central Scouting's final 2013 rankings after being at No. 75 at the midterm... Paced Burnsville blueliners in points (29) and assists (21) as a sophomore in 2011-12, in addition to playing games with Team Southeast... Participated in the 2012 USA Hockey Boys' Select 17 Player Development Camp in Rochester, N.Y... Played his freshman season with the Burnsville Blaze in 2010-11, in addition to being one of only a handful of ninth graders to participate in the Upper Midwest Elite League with Team North... Trained with Finland's Under-16 and Under-17 National Teams during the summers of 2010 and 2011, respectively... Holds dual U.S.-Finnish citizenship... His father, Janne, has been a head coach in the Minnesota High School ranks since 2000, and at Burnsville since the 2006-07 season. He is a former Division III All-American at Wisconsin-Superior, playing there from 1994-97.

SCOUTING REPORT: An intelligent puck-moving defenseman whose best asset is his skating ability. Moves with speed and agility... Has a mature hockey IQ... Plays with poise and knows how to get out of trouble... Creative on the power play... Knows when to jump up offensively... Excellent stickhandling and passing ability.

QUOTEBOOK: "I see Teemu as a solid, two-way defenseman. He has decent size, skates really well and has terrific hockey sense. He's a son of a coach, so he knows how to play the game. He makes good puck decisions, first passes, skates out of trouble with poise, and knows when to jump into the play. He can run the power play and has a good shot from the point. He also defends very well. We think he has a big upside and has plenty of time to develop." - Predators North American Amateur Scout David Westby.

SEASON	CLUB	LEAGUE	REGULAR SEASON					PLAYOFFS				
			GP	G	A	PTS	PIM	GP	G	A	PTS	PIM
2010-11	Burnsville	HS-Minn.	27	3	11	14	12	2	0	0	0	0
	Team North	UMWHSSEL	5	0	0	0	2	--	--	--	--	--
2011-12	Burnsville	HS-Minn.	25	8	21	29	25	3	1	1	2	0
	Team Southeast	UMWHSSEL	2	1	0	1	0	--	--	--	--	--
2012-13	Burnsville	HS-Minn.	25	9	21	30	22	3	--	--	--	--
	Team Southeast	UMWHSSEL	20	3	4	7	8	--	--	--	--	--
	Fargo	USHL	4	0	1	1	0	--	--	--	--	--



CENTER

EMIL PETTERSSON

(eh-MIHL PEH-tuhr-suhn)

Shoots left. • 6-2, 159 lbs.

Born, Sundsvall, Sweden, January 14, 1994.

(Nashville's seventh choice, 155th overall (sixth round), in the 2013 Entry Draft).


CAREER NOTES: Will play the 2013-14 season with Timra of Sweden's second division (Allsvenskan)... Tied for fourth in the Swedish junior league in assists (31), and tied for 14th among all skaters and led Timra in points (44)... Made his Swedish Elite League (Elitserien) debut on Jan. 15, 2013 against Frolunda, then was recalled for the team's season finale, and played in two of Timra's 10 qualification contests... The 80th-rated European skater in Central Scouting's final rankings

for the 2013 Entry Draft after being unranked at the midterm... Ranked fifth in points (8g-11a-19pts), as well as tying for sixth in goals and assists during 2011-12 Under-18 Allsvenskan Norra, league play that spans from January-March... Tied for first in game-winning goals (3) during 2011-12 Under-18 Allsvenskan Norra, and ranked fourth in game winners (4) during 2011-12 Under-18 Elit Norra, regional play during the first half of the season... Also tied for first in shorthanded goals (3) in 2011-12 Under-18 Elit Norra play... Tied for seventh in plus/minus rating (+14) during 2010-11 Under-18 Allsvenskan play... Played his first season at the under-18 level with Timra in 2010-11.

SCOUTING REPORT: A gifted playmaker who plays with speed... Loves to distribute the puck and set up his teammates for scoring opportunities... Can play in all situations... Has excellent puckhandling ability and creativity.

QUOTEBOOK: "He's a traditional centerman who distributes the puck well and plays in all situations - even strength, power play and on the penalty kill. His greatest strengths are definitely his skating and puck skills, and though he's a bit raw, he'll have plenty of time to grow into his large frame. Because of this, he's been under the radar a little bit, but his curve has been pointing upward all season long." - Predators European Scout Lucas Bergman.

SEASON	CLUB	LEAGUE	REGULAR SEASON					PLAYOFFS				
			GP	G	A	PTS	PIM	GP	G	A	PTS	PIM
2010-11	Timra U-18	Sweden-U18	34	10	18	28	26	5	0	1	1	0
2011-12	Timra U-18	Sweden-U18	31	19	22	41	51	3	1	4	5	10
	Timra Jr.	Sweden-Jr.	17	4	2	6	10	3	1	1	2	2
2012-13	Timra Jr.	Sweden-Jr.	44	13	31	44	38	2	0	0	0	0
	Timra	SHL	2	0	0	0	0	2	1	0	1	0



LEFT WING

**TOMMY
VEILLEUX**
(TAW-mee VAY-yew)

Shoots left. • 5-11, 196 lbs.
Born, St.-George, Que., May, 7, 1995.
(Nashville's eighth choice, 171st overall (sixth round),
in the 2013 Entry Draft).

CAREER NOTES: Led Victoriaville – and ranked 10th in the QMJHL – in penalty minutes (129)... Ranked seventh on the Tigres in goals (11) and eighth in points (28) in 2012-13... Paced the team in penalty minutes during the 2013 postseason, in addition to tying for fifth in points (1g-2a)... The 171st-rated North American Skater in Central Scouting's final 2013 rankings... Made his Quebec League debut with Victoriaville in 2011-12, ranking 11th among league rookies in penalty minutes (71) despite appearing in only 38 games... Played for Team Quebec at the 2012 World Under-17 Hockey Challenge, posting 10 penalty minutes in four games... Selected 14th overall in the 2011 QMJHL Entry Draft... His twin brother, Steven, is a goaltender for Victoriaville.

SCOUTING REPORT: A gritty, fearless forward whose motor never stops running... Battles in the hard areas and loves to go to the net... Will be a pain to play against... Not afraid to throw his body around and make hits... An effective and energetic forechecker.

QUOTEBOOK: "Tommy plays 100 percent all the time. He skates well and hits hard. We see him as gritty, speedy, hard-to-play-against-type guy. He's grown a lot as a player and a person over the last year, and has learned how to play the game and what type of player he is. He was one of Victoriaville's best players come playoff time." – Predators North American Amateur Scout Tom Nolan.

SEASON	CLUB	LEAGUE	REGULAR SEASON					PLAYOFFS				
			GP	G	A	PTS	PIM	GP	G	A	PTS	PIM
2011-12	Victoriaville	QMJHL	38	1	4	5	71	1	0	0	0	2
2012-13	Victoriaville	QMJHL	66	11	17	28	129	8	1	2	3	29



RIGHT WING

**WADE
MURPHY**
(WAYD MUHR-fee)

Shoots right. • 6-0, 176 lbs.
Born, Victoria, B.C., October 22, 1993.
(Nashville's ninth choice, 185th overall (seventh round),
in the 2013 Entry Draft).

CAREER NOTES: Will play his freshman season at the University of North Dakota (NCHC) in 2013-14... A BCHL Interior Conference First-Team All-Star for the second straight season in 2012-13... Spent his third full season in the British Columbia Hockey League and first full campaign with Penticton in 2012-13, tying for fifth in league points (23g-47a-70pts) while ranking third in assists... Also ranked fifth in the BCHL in power-play points (7g-19a-26pts) in 2012-13... One of 11 BCHL skaters to post multiple power-play (7), shorthanded (2) and game-winning goals (4) in 2012-13... Tied for ninth in playoff points (5g-6a-11pts), helping Penticton win the 2013 Ryan Hatfield Trophy as Interior Conference Champions and reach the 2013 Fred Page Cup Finals... Earned a silver medal with Canada West at the 2012 World Junior A Hockey Challenge, tying for sixth in the tournament in points (3g-3a-6pts)... The 142nd-rated North American Skater in Central Scouting's final rankings after being No. 204 in the midterm rankings... Named a BCHL Interior Conference First-Team All-Star in 2011-12 after ranking fourth in league points (36g-55a-91pts) and assists, and seventh in goals... Helped Penticton claim the 2012 RBC Cup as Junior A champions of Canada and the 2012 Fred Page Cup as BCHL champs after a Jan. 11, 2012 trade from Victoria... Also ranked sixth in the BCHL in power-play points (10g-10a-20pts) and eighth in game-winning goals (5) in 2011-12... Led all skaters in goals (9) and points (18) during the 2012 BCHL Playoffs... Tied for second in goals (3) at the 2012 RBC Cup... Attended Calgary's 2012 Development camp after going undrafted in the 2012 Entry Draft... Played his first full BCHL season with Victoria in 2010-11, after making his league debut with the Grizzlies in 2009-10... Spent the majority of the 2009-10 campaign with Saanich Braves of the Vancouver Island Junior Hockey League, and the 2008-09 with the South Island Thunderbirds of the British Columbia Midget Major League.

SCOUTING REPORT: As good a player without the puck as he is with it... His on-ice vision will be his bread-and-butter... Has a knack for being in the right place at the right time to capitalize on scoring chances... Has great hands and is active with his stick... Is difficult to knock off the puck... Skating is improving.

QUOTEBOOK: "Wade is very skilled, has great hockey sense and is competitive on the puck. He has the ability to score goals and will have an opportunity to do that at a good college program in North Dakota for the next few years. Though he's under 6-0, he doesn't play like it. He's a tenacious kid on the puck will jump into holes. I think he was a little disappointed he wasn't drafted last year and has a fire in his belly to prove someone wrong." – North American Amateur Scout Glen Sanders.

SEASON	CLUB	LEAGUE	REGULAR SEASON					PLAYOFFS				
			GP	G	A	PTS	PIM	GP	G	A	PTS	PIM
2010-11	Victoria	BCHL	56	7	9	16	30	8	2	1	3	6
2011-12	Victoria	BCHL	38	22	40	62	58	--	--	--	--	--
	Penticton	BCHL	22	14	15	29	8	15	9	9	18	6
2012-13	Penticton	BCHL	50	23	47	70	50	15	5	6	11	12



PLAYERS

2013 NHL ENTRY DRAFT

Amateur



**JANNE
JUVONEN**

(YAH-neh YOO-voh-nehn)

Catches left. • 6-0, 170 lbs.

Born, Kiihtelysvaara, Finland, October 3, 1994.

(Nashville's 10th choice, 203rd overall (seventh round), in the 2013 Entry Draft).

GOALTENDER

CAREER NOTES: Expected to play his first full season in the Finnish Elite League (SM-Liiga) with Pelicans Lahti in 2013-14... Played games for Lahti's SM-Liiga and junior teams, as well as for Peliitat in Finland's second division (Mestis) in 2012-13... Did not appear in Central Scouting's final rankings for the 2013 Entry Draft... Split the majority of the 2011-12 campaign between Lahti's under-18 and junior clubs... Ranked seventh in the Finnish junior league in save percentage (.912) in 2011-12... Made his SM-Liiga debut with Pelicans Lahti on Nov. 26, 2011 vs. HIFK, then collected his first win at the level in his second career start on March 6, 2012 vs. Assat... Appeared in Lahti's final two games of the 2012 playoffs... Represented Finland at the World Under-17 Hockey Championships, appearing in one game... Played in the lower junior levels with Jokipojat's under-16, 18 and junior teams from 2008-11.

SCOUTING REPORT: A mentally tough goaltender who excels in high-pressure situations... Always seems to keep the game under control... Is dominant in the shootout... Protects the top of the net well with his blocker and catching glove.

QUOTEBOOK: "Janne was kind of hard to scout this year because he didn't get to play a lot. But every time I saw him play, he was excellent. He has a very strong mindset in the net and on the ice. He's calm, and doesn't get rattled about anything. He's been in some high-pressure situations and shown great ability to stay calm and excel in tough spots. He'll get a great chance to play next year and even be a No. 1 goalie on his men's league team in Finland. I see a lot of talent and ability in him." - Predators European Scout Janne Kekalainen.

Season	Club	League	REGULAR SEASON							PLAYOFFS							
			GP	W	L	O/T	Mins.	GA	SO	Avg.	GP	W	L	Mins.	GA	SO	Avg.
2011-12	Lahti U-18	Finland-U18	15	6	9	0	902	35	3	2.33	--	--	--	--	--	--	--
	Lahti	Finland	2	1	1	0	90	4	0	2.67	--	--	--	--	--	--	--
	Lahti Jr.	Finland-Jr.	20	11	9	0	1215	58	1	2.86	--	--	--	--	--	--	--
2012-13	Lahti	Finland	4	1	3	0	188	11	0	3.51	2	0	2	99	4	0	2.43
	Lahti Jr.	Finland-Jr.	11	--	--	--	646	32	1	2.97	--	--	--	--	--	--	--
	Pelitat	Finland-2	17	--	--	--	961	51	1	3.18	--	--	--	--	--	--	--

2012-13



WEBER STRONG ON THE BACK END

Shea Weber closed out the 2012-13 season with a four-game point streak (1g-4a), as he led the team in points (9g-19a-28pts) for the first time in his career. Weber and Phoenix's Keith Yandle were the only defensemen to lead their team in points during the 2012-13 campaign.

- Weber posted the third-most points among NHL blueliners after Feb. 13 (9g-18a-27pts, 35gp).
- Weber finished the season tied for fifth in goals, tied for ninth in points, and 14th in power-play goals (3) and power-play points (3g-9a-12pts) among blueliners.
- Nashville's captain logged more than 25 minutes on 33 occasions, and led the team in ice time in 37 of 48 games.
- The two-time Norris Trophy runner-up ranked fourth in the League in total ice time (1,244:14), and sixth in average ice time (25:55).
- He led the team and ranked fourth among League defensemen in shots (124).
- The Sicamous, B.C., native also led the team in home points (4g-11a-15pts) in 2012-13.
- Weber ranked 13th at the position in hits (112) and 27th in blocked shots (90), finishing as one of two blueliners (Dion Phaneuf) to rank among the Top 30 in points, hits and blocked shots while averaging more than 25:00 per game.
- He scored his fifth career overtime goal vs. Detroit on Feb. 19, giving him a career-high three-game goal streak (Feb. 16-19).
- Weber ranks third on the franchise's all-time goals list (108), while ranking fourth in points (291) and fifth in assists (183). He ranks first all-time in power-play goals (49), and second in plus/minus (+42) and overtime markers (5).
- He became the sixth player in franchise history to appear in 500 games on Feb. 25 vs. Dallas.

WILSON FINDS HIS GAME

Prior to sustaining a season-ending shoulder injury on March 8, causing him to miss the final 23 games of the season, third-year forward **Colin Wilson** was posting a career year for Nashville. At the time, Wilson was leading the team in points, and had posted 18 points (6g-12a) in his previous 18 outings. Wilson finished the season with 19 points (7g-12a) in 25 games.

- The Greenwich, Conn., native notched 13 points (6g-7a) in 12 home games, finishing tied for second on the team in home points.
- He recorded the first four-point (2g-2a) outing of his career on March 8 vs. Edmonton. His first point (assist) was the 100th of his career, making him the 11th Predators draft pick to reach the century mark in points for the club.
- He posted a career-long five-game point streak (2g-5a) from Feb. 12-19.
- Wilson notched his first career three-assist performance on Feb. 5 at St. Louis.

RINNE REMAINS STRONG

Goaltender **Pekka Rinne** was once again a workhorse for Nashville during the 2012-13 season as he tied for second in the League in appearances (43), tied for fourth in starts (42), and ranked sixth in minutes played (2,443:46). The 6-5, 204-pound Finn started 25 consecutive games from Feb. 19-April 9, the second longest streak of its kind in franchise history. He made 30 straight appearances from Feb. 10-April 9, also the second longest in franchise history.

- Rinne tied for the League lead in shutouts (5) in 2012-13, including a shutout streak of 155:06 from Feb. 10-16, a personal best and the second longest such streak in franchise history. Since 2008-09, he leads all netminders in the shutouts with 30.
- The Kempele, Finland native gave up two goals or fewer in 24 of his 42 appearances.
- He posted an 11-7-4 record, a 2.00 goals-against average and a .924 save percentage on home ice in 2012-13.
- Since the start of the 2008-09 season, Rinne ranks sixth in wins (152), fifth in save percentage (.919), tied for seventh in goals-against average (2.36).

BOURQUE SOLID IN SECOND SEASON

Second-year forward **Gabriel Bourque** missed the final 12 games of the season due to a knee injury that required surgery. Prior to his injury, the Rimouski, Que., native was building off a strong rookie campaign as he led the team in goals (11).

- Bourque notched seven goals and 10 points in his final 15 outings.
- Bourque tallied seven of his 11 goals on the road in 2012-13.
- Despite missing 12 games, Bourque tied for the team lead in plus/minus rating (+6).
- He tallied goals in a career-high three straight games from March 12-15.
- The 5-10, 192-pound forward recorded the team's lone shorthanded goal of the season, and was one of three Preds with multiple game-winning goals in 2012-13 (2).
- Bourque notched his second career game-winning goal, and first career power-play goal, on Feb. 14 vs. Phoenix.

A SEASON OF EVALUATION

With injuries to forwards **Gabriel Bourque**, **Paul Gaustad**, **Patric Hornqvist**, **Matt Halischuk**, **Colin Wilson** and **Brandon Yip**, Nashville fielded a forward corps that had an average age of 26 down the stretch of the 2012-13 season. Although injuries forced valuable veterans out of the lineup, it allowed Nashville to preview some of its budding talent.

- **Daniel Bang** made his NHL debut on April 9 against St. Louis and tallied his first point/assist three nights later on April 12 against Dallas. The 6-3, 210-pound forward recorded two points (2a) in eight games for Nashville in 2012-13.

- Forward **Taylor Beck** first took the ice for the Preds on March 19 at Columbus. He notched his first career NHL goal and first multi-point game (1g-1a) in his third NHL contest on March 23 vs. Columbus. Beck went on to record seven points (3g-4a) in 16 NHL games before missing the final three games of the season with an upper-body injury.

- Nashville acquired prospect forward **Filip Forsberg** on April 4 in a trade that sent long-time forward Martin Erat to Washington. Following the completion of the Swedish Allsvenskan season, Forsberg made his NHL debut on April 14 vs. Detroit, becoming the third-youngest player (18 years, 244 days) to don a Predators uniform (Scott Hartnell: 18 years, 171 days; David Legwand: 18 years, 243 days). The 18-year old rookie took the ice in five games for the Predators and posted his first NHL point/assist on Legwand's 200th career goal on April 23 vs. Calgary.

- Forward **Kevin Henderson** tallied a goal in his NHL debut on April 19 at Chicago. That marker made him the first Predator since Craig Smith to record a goal in his NHL debut (Oct. 7, 2011 vs. Columbus). Henderson went on to play four games for Nashville in 2012-13.

- **Joonas Rask** made his NHL debut on April 25 at Detroit - his second game on North American soil - and followed it up with his first NHL point/assist two nights later at Columbus to close out the 2012-13 season.

- The Predators most recent first-round pick, forward **Austin Watson**, made his NHL debut on April 7 at Chicago. He saw time in six games for the Predators in 2012-13 and tallied his first NHL goal in his final game on April 23 vs. Calgary.

- Defenseman **Victor Bartley** made his NHL debut on March 8 against Edmonton. The Maple Ridge, B.C., native tallied his first NHL point on March 21 against Calgary and closed out his first NHL season with four assists in his last seven games. Bartley saw at least 20 minutes of ice time in nine of his final 13 outings.

PLAYER QUICK HITS

- Head Coach **Barry Trotz** moved into 15th place on the coaching all-time wins list (519). He also passed Chicago's Billy Reay for third-most wins by a coach with a single team on March 25 vs. Edmonton.

- **David Legwand** scored his 200th career goal, all with Nashville, on April 23 vs. Calgary, becoming the first player in franchise history to attain the mark.

- **Mike Fisher** scored his 200th career goal to force overtime in a 5-4 victory over Dallas on Feb. 25, and appeared in his 800th career game on March 12 at Dallas.

- **Nick Spaling** tied for fourth on the team in goals (9), just one shy of his career high set in 77 games during the 2011-12 season.

- **Rich Clune** finished the 2012-13 season tied for second in the NHL in major penalties (13), fifth in penalty minutes (111) and sixth in hits (159).

- **Matt Halischuk** started the season with just one assist in his first 16 games of 2012-13, but after a two-game conditioning assignment with Milwaukee (AHL) from March 8-10 in which he recorded three points (2g-1a), he posted 10 points (5g-5a) in 20 NHL games.

- **Patric Hornqvist** put 12 shots on goal on Feb. 18 vs. Colorado, including a franchise-record eight shots in the third. The 12 shots tied for the highest by an NHLer in 2012-13.

- **Paul Gaustad** finished the season third in the NHL in face-off efficiency (59.7 percent). Gaustad missed 25 games in 2012-13 due to injury.

- **Roman Josi** led the team in ice time on nine occasions in 2012-13, and saw his average ice time go up by more than five minutes from his rookie campaign of 2011-12 (from 18:23 to 23:31). He also finished fifth on the team in points (5g-13a-18pts), topping his 52-game total from his rookie season.

2012-13 QUICK HITS

- The Predators held the opposition to 30 shots or fewer on 35 occasions in 2012-13, finishing eighth in fewest shots allowed per game (27.8).

- Nashville was shorthanded 139 times in 2012-13, the third-fewest in the League behind only Minnesota (135) and Winnipeg (138). Its 62 times shorthanded on home ice was the fewest in the NHL.

- Nashville tied for fourth in the League in fewest penalty minutes per game (9.8). The Preds led the League in the category in 2011-12 (8.4) and 2009-10 (8.7), and ranked second in 2010-11 (8.8).

- The Predators went to overtime or a shootout in 10 of their first 20 games in 2012-13, and 14 times overall, tied for the fourth most extra-session games in the NHL. In 2011-12, Nashville needed extra time on 16 occasions in 82 games, tied for the third fewest in the NHL.

- In 2012-13, Nashville posted a 7-2-0 record in games played on Tuesdays.

- Nashville had the League's eighth-best power play on home ice, converting 16 times on 68 opportunities (23.5 percent)

FINAL SCORING

POS.	NO.	PLAYER	GP	TOI/G	SFT/G	G	A	P	+/-	PIM	PP	SH	GW	S	S%	F/O W-L	F/O%	H	BS	
D	6	Shea Weber	48	25:55	28.9	9	19	28	-2	48	3	0	1	124	7.3	0-0	0.0	112	90	
C	11	David Legwand	48	18:25	25.1	12	13	25	-6	20	2	0	2	78	15.4	362-359	50.2	20	20	
C	12	Mike Fisher	38	19:27	25.7	10	11	21	6	27	1	0	0	68	14.7	275-288	48.8	67	46	
RW	10	Martin Erat	NSH	36	18:55	25.1	4	17	21	-7	26	1	0	1	60	6.7	31-29	51.7	34	11
C	33	Colin Wilson	25	16:34	21.6	7	12	19	1	4	2	0	1	26	26.9	8-13	38.1	10	13	
D	59	Roman Josi	48	23:31	27.5	5	13	18	-7	8	1	0	1	96	5.2	0-0	0.0	31	73	
LW	57	Gabriel Bourque	34	15:49	22.5	11	5	16	6	4	3	1	2	50	22.0	4-2	66.7	39	23	
LW	74	Sergei Kostitsyn	46	16:43	24.3	3	12	15	-5	11	1	0	0	42	7.1	3-1	75.0	27	25	
RW	27	Patric Hornqvist	24	16:13	21.5	4	10	14	-1	14	4	0	1	87	4.6	1-1	50.0	29	9	
D	8	Kevin Klein	47	20:25	25.5	3	11	14	-1	9	0	0	0	54	5.6	0-0	0.0	66	89	
LW	13	Nick Spaling	47	15:51	23.2	9	4	13	-10	18	1	0	2	57	15.8	223-259	46.3	38	21	
C	15	Craig Smith	44	13:51	18.3	4	8	12	-11	20	2	0	0	83	4.8	79-121	39.5	39	13	
RW	24	Matt Halischuk	36	11:57	17.1	5	6	11	1	10	0	0	1	51	9.8	2-4	33.3	33	21	
RW	19	Bobby Butler	34	10:48	15.4	4	7	11	-8	4	1	0	0	41	9.8	2-3	40.0	15	4	
		NSH	20	11:22	10.8	3	6	9	-2	4	0	0	0	28	10.7	2-3	40.0	7	2	
		N.J.	14	9:58	4.6	1	1	2	-6	0	1	0	0	13	7.7	0-0	0.0	8	2	
LW	16	Rich Clune	47	9:24	14.3	4	5	9	3	113	0	0	1	46	8.7	0-2	0.0	159	6	
RW	18	Brandon Yip	34	12:02	17	3	5	8	-3	26	0	0	0	35	8.6	8-13	38.1	46	7	
LW	56	Taylor Beck	16	16:05	21.8	3	4	7	0	2	1	0	0	39	7.7	6-3	66.7	13	11	
D	7	Jonathon Blum	35	14:17	17.9	1	6	7	-1	6	0	0	0	26	3.8	0-0	0.0	32	44	
D	64	Victor Bartley	24	19:32	24	0	7	7	2	6	0	0	0	19	0.0	0-0	0.0	35	28	
D	4	Ryan Ellis	32	16:22	20.4	2	4	6	-2	15	2	0	0	48	4.2	0-0	0.0	22	29	
C	28	Paul Gaustad	23	15:13	22.3	2	3	5	-1	20	0	0	0	35	5.7	268-181	59.7	40	19	
C	17	Chris Mueller	18	10:42	17.3	2	3	5	-4	6	0	0	1	22	9.1	92-93	49.7	14	15	
LW	23	Zach Boychuk	NSH	5	13:42	19.6	1	1	2	1	4	0	0	0	8	12.5	0-0	0.0	3	0
LW	50	Daniel Bang	8	12:54	19.5	0	2	2	-2	0	0	0	0	13	0.0	0-0	0.0	12	0	
LW	52	Austin Watson	6	12:42	18	1	0	1	-2	0	0	0	0	4	25.0	19-25	43.2	2	2	
LW	46	Kevin Henderson	4	14:41	20.5	1	0	1	-1	0	0	0	0	3	33.3	0-0	0.0	3	1	
C	72	Joonas Rask	2	8:00	12.5	0	1	1	-1	0	0	0	0	0	0.0	0-0	0.0	0	0	
C	9	Filip Forsberg	5	15:28	20.6	0	1	1	-5	0	0	0	0	14	0.0	0-1	0.0	3	0	
D	22	Scott Hannan	NSH	29	19:29	23.9	0	1	1	-11	20	0	0	0	20	0.0	0-0	0.0	29	47
D	42	Mattias Ekholm	1	16:05	20	0	0	0	-1	0	0	0	0	0	0.0	0-0	0.0	0	0	
RW	23	Brian McGrattan	NSH	2	6:17	8.5	0	0	0	0	0	0	0	0	0.0	0-0	0.0	1	0	
D	75	Hal Gill	32	13:23	18	0	0	0	-3	12	0	0	0	8	0.0	0-0	0.0	28	38	

NO.	GOALTENDER	GP	TOI	GAA	W	L	OT	SO	GA	SA	SV%	G	A	PIM
35	Pekka Rinne	43	2,443:46	2.43	15	16	8	5	99	1101	.910	0	1	8
39	Chris Mason	11	466:44	3.73	1	7	1	0	29	229	.873	0	0	0
	Empty-Net Goals								5	5				
	NASHVILLE TOTALS	48	2,929:00	2.72	16	23	9	5	133	1335	.900	0	1	8

SCORING BREAKDOWN

POS	NO.	PLAYER	HOME			ROAD			EVEN STRENGTH			POWER PLAY			SHORTHANDED			TOTAL		
			G	A	PTS	G	A	PTS	G	A	PTS	G	A	PTS	G	A	PTS	G	A	PTS
LW	50	Daniel Bang	0	2	2	0	0	0	0	2	2	0	0	0	0	0	0	0	2	2
D	64	Victor Bartley	0	4	4	0	3	3	0	7	7	0	0	0	0	0	0	0	7	7
LW	56	Taylor Beck	2	4	6	1	0	1	2	3	5	1	1	2	0	0	0	3	4	7
D	7	Jonathon Blum	0	3	3	1	3	4	1	6	7	0	0	0	0	0	0	1	6	7
LW	57	Gabriel Bourque	4	3	7	7	2	9	7	5	12	3	0	3	1	0	1	11	5	16
LW	23	Zach Boychuk	1	0	1	0	1	1	1	1	2	0	0	0	0	0	0	1	1	2
RW	19	Bobby Butler	2	4	6	1	2	3	3	4	7	0	2	2	0	0	0	3	6	9
LW	16	Rich Clune	2	2	4	2	3	5	4	5	9	0	0	0	0	0	0	4	5	9
D	42	Mattias Ekholm	0	0	0	0	0	0	0	0	0	0	0	0	0	0	0	0	0	0
D	49	Ryan Ellis	1	3	4	1	1	2	0	4	4	2	0	2	0	0	0	2	4	6
RW	10	Martin Erat	2	13	15	2	4	6	3	10	13	1	7	8	0	0	0	4	17	21
C	12	Mike Fisher	5	8	13	5	3	8	9	6	15	1	5	6	0	0	0	10	11	21
C	9	Filip Forsberg	0	1	1	0	0	0	0	1	1	0	0	0	0	0	0	0	1	1
C	28	Paul Gaustad	1	1	2	1	2	3	2	3	5	0	0	0	0	0	0	2	3	5
D	75	Hal Gill	0	0	0	0	0	0	0	0	0	0	0	0	0	0	0	0	0	0
RW	24	Matt Halischuk	2	1	3	3	5	8	5	6	11	0	0	0	0	0	0	5	6	11
D	22	Scott Hannan	0	1	1	0	0	0	0	1	1	0	0	0	0	0	0	0	1	1
LW	46	Kevin Henderson	0	0	0	1	0	1	1	0	1	0	0	0	0	0	0	1	0	1
RW	27	Patric Hornqvist	4	8	12	0	2	2	0	7	7	4	3	7	0	0	0	4	10	14
D	59	Roman Josi	4	8	12	1	5	6	4	7	11	1	6	7	0	0	0	5	13	18
D	8	Kevin Klein	2	6	8	1	5	6	3	11	14	0	0	0	0	0	0	3	11	14
LW	74	Sergei Kostitsyn	1	10	11	2	2	4	2	10	12	1	2	3	0	0	0	3	12	15
C	11	David Legwand	7	6	13	5	7	12	10	11	21	2	2	4	0	0	0	12	13	25
RW	23	Brian McGrattan	0	0	0	0	0	0	0	0	0	0	0	0	0	0	0	0	0	0
C	17	Chris Mueller	1	2	3	1	1	2	2	3	5	0	0	0	0	0	0	2	3	5
C	72	Joonas Rask	0	0	0	0	1	1	0	1	1	0	0	0	0	0	0	0	1	1
C	15	Craig Smith	2	2	4	2	6	8	2	3	5	2	5	7	0	0	0	4	8	12
LW	13	Nick Spaling	4	0	4	5	4	9	8	2	10	1	1	2	0	1	1	9	4	13
LW	52	Austin Watson	1	0	1	0	0	0	1	0	1	0	0	0	0	0	0	1	0	1
D	6	Shea Weber	4	11	15	5	8	13	6	10	16	3	9	12	0	0	0	9	19	28
C	33	Colin Wilson	6	7	13	1	5	6	5	8	13	2	4	6	0	0	0	7	12	19
RW	18	Brandon Yip	1	2	3	2	3	5	3	5	8	0	0	0	0	0	0	3	5	8

GAME-BY-GAME SUMMARY

#	DATE	TEAM	W/L/O	RECORD	GF - GA	SCORERS	GWG	PP	PK	SF - SA	W - L GLDR	ATTEND.
1	01/19/2013	CBJ	O**	00-00-01	2-3	10,4p	16	1-1	1-2	34-28	72 / 35	17113+
2	01/21/2013	STL	O**	00-00-02	3-4	33,12p,27p	74	2-6	1-2	24-39	1 / 35	17113+
3	01/22/2013	@ MIN	W	01-00-02	3-1	13,10,11p	10	1-3	3-3	26-30	30 / 32	17540
4	01/24/2013	@ STL	L	01-01-02	0-3		74	0-4	3-4	13-24	41 / 35	16047
5	01/26/2013	@ ANA	O**	01-01-03	2-3	18,11	10	0-3	4-4	21-22	30 / 35	17174+
6	01/28/2013	@ PHX	L	01-02-03	0-4		50	0-2	3-4	21-25	31 / 35	8581
7	01/31/2013	@ L.A.	W**	02-02-03	2-1	18	74	0-3	5-6	14-24	35 / 32	18118+
8	02/02/2013	@ S.J.	W**	03-02-03	2-1	74	15	0-5	4-5	24-27	35 / 31	17562+
9	02/05/2013	@ STL	W	04-02-03	6-1	4p,16,13,8,57,10	16	1-2	4-5	19-32	35 / 1	15206
10	02/07/2013	L.A.	W	05-02-03	3-0	57,33,33p	57	1-3	3-3	14-32	35 / 32	17113+
11	02/09/2013	@ MIN	O*	05-02-04	1-2	28	10	0-6	3-4	26-32	32 / 30	18806+
12	02/10/2013	CHI	L	05-03-04	0-3		16	0-1	2-2	17-27	50 / 35	17113+
13	02/12/2013	S.J.	W*	06-03-04	1-0	33	33	0-2	6-6	25-25	35 / 31	17113+
14	02/14/2013	PHX	W	07-03-04	3-0	57p,13,12	57	1-2	4-4	29-19	35 / 41	17113+
15	02/16/2013	ANA	O**	07-03-05	2-3	11,6	10	0-5	2-2	34-22	30 / 35	17322+
16	02/18/2013	@ COL	L	07-04-05	5-6	74p,12,33,7,6	11	1-5	1-2	38-28	1 / 30	15099
17	02/19/2013	DET	W*	08-04-05	4-3	15p,57,59,6	6	1-6	2-2	25-29	35 / 50	17113+
18	02/22/2013	VAN	L	08-05-05	0-1		32	0-2	2-2	23-24	1 / 35	17113+
19	02/23/2013	@ DET	L	08-06-05	0-4		20	0-2	1-2	33-27	35 / 35	20066+
20	02/25/2013	DAL	W*	09-06-05	5-4	15,59,27p,12,59	59	1-4	2-4	31-24	35 / 41	17113+
21	02/27/2013	@ ANA	L	09-07-05	1-5	15	51	0-2	1-3	21-28	30 / 35	13630
22	03/02/2013	@ S.J.	L	09-08-05	1-2	57s	8	0-1	2-4	19-39	31 / 35	17562+
23	03/04/2013	@ L.A.	L	09-09-05	1-5	57	77	0-3	2-4	19-16	45 / 35	18118+
24	03/08/2013	EDM	W	10-09-05	6-0	27p,11,16,23,33,33p	27	2-4	0-0	34-24	35 / 40	17277+
25	03/09/2013	MIN	O**	10-09-06	1-2	11p	7	1-2	4-5	25-29	32 / 35	17113+
26	03/12/2013	@ DAL	W	11-09-06	4-0	13,6p,16,57p	13	2-4	4-4	21-32	35 / 32	15661
27	03/14/2013	@ VAN	L	11-10-06	4-7	24,13,12,57	36	0-4	2-2	33-22	1 / 30	18910+
28	03/15/2013	@ CGY	L	11-11-06	3-6	57p,12,11	20	1-2	2-3	20-22	34 / 30	19289+
29	03/17/2013	@ EDM	L	11-12-06	2-3	6p,59	14	1-4	1-2	31-21	40 / 35	16839+
30	03/19/2013	@ CBJ	L	11-13-06	3-4	57,17,12	16	0-1	2-3	35-31	72 / 35	13364
31	03/21/2013	CGY	W	12-13-06	5-3	10p,12,12,13,18	13	1-4	2-3	23-22	35 / 34	17113+
32	03/23/2013	CBJ	W	13-13-06	5-2	56,6p,11,24,59p	11	2-2	2-3	24-23	35 / 72	17113+
33	03/25/2013	EDM	W	14-13-06	3-2	74,8,17	17	0-2	3-4	26-26	35 / 40	17113+
34	03/28/2013	PHX	L	14-14-06	4-7	11,16,57,6	3	0-4	1-2	38-29	1 / 30	17113+
35	03/30/2013	@ COL	O*	14-14-07	0-1		41	0-6	1-1	34-24	1 / 35	15324
36	04/01/2013	@ CHI	O**	14-14-08	2-3	11,56	32	0-1	3-3	27-40	50 / 35	21306+
37	04/02/2013	COL	W	15-14-08	3-1	27p,11,28	11	1-3	2-2	38-26	35 / 35	16211
38	04/04/2013	CBJ	L	15-15-08	1-3	8	10	0-2	1-2	39-38	72 / 35	17113+
39	04/06/2013	CHI	L	15-16-08	0-1		29	0-3	1-1	20-30	30 / 35	17256+
40	04/07/2013	@ CHI	L	15-17-08	3-5	13,6,11	19	0-1	1-1	22-40	30 / 35	22044+
41	04/09/2013	STL	L	15-18-08	0-1		20	0-0	1-1	15-26	1 / 35	15063
42	04/12/2013	DAL	L	15-19-08	2-5	56p,19	23	1-3	2-3	28-18	31 / 30	16818
43	04/14/2013	DET	L	15-20-08	0-3		40	0-2	2-2	22-32	35 / 35	17113+
44	04/15/2013	VAN	L	15-21-08	2-5	13,19	5	0-2	2-4	38-24	1 / 35	16518
45	04/19/2013	@ CHI	O*	15-21-09	4-5	24,46,24,19	81	0-3	0-2	27-30	50 / 35	22014+
46	04/23/2013	CGY	W	16-21-09	4-3	11,13p,52,24	24	1-3	1-1	32-18	35 / 34	17113+
47	04/25/2013	@ DET	L	16-22-09	2-5	12,15p	17	1-5	3-4	22-38	35 / 30	20066+
48	04/27/2013	@ CBJ	L	16-23-09	1-3	6	7	0-0	1-2	20-47	72 / 30	19002+

* overtime, **shootout, & +sellout

P - power-play goal, S - shorthanded goal, X - empty-net goal

GOALS & SHOTS BY PERIOD

			PREDATORS GOALS						PREDATORS SHOTS						OPPONENTS GOALS						OPPONENTS SHOTS					
#	Date	Opp.	1st	2nd	3rd	OT	SO	T	1st	2nd	3rd	OT	T	1st	2nd	3rd	OT	SO	T	1st	2nd	3rd	OT	T		
1	Jan. 19	CBJ	2	0	0	0	0	2	14	7	12	1	34	1	1	0	0	1	3	11	9	6	2	28		
2	Jan. 21	STL	2	1	0	0	0	3	6	8	10	0	24	2	0	1	0	1	4	14	9	10	6	39		
3	Jan. 22	@MIN	1	0	2	-	-	3	5	10	11	-	26	1	0	0	-	-	1	12	7	11	-	30		
4	Jan. 24	@STL	0	0	0	-	-	0	3	4	6	-	13	1	1	1	-	-	3	9	11	4	-	24		
5	Jan. 26	@ANA	1	0	1	0	0	2	7	6	6	2	21	0	1	1	0	1	3	7	6	6	3	22		
6	Jan. 28	@PHX	0	0	0	-	-	0	3	7	11	-	21	1	1	2	-	-	4	5	9	11	-	25		
7	Jan. 31	@L.A.	1	0	0	0	1	2	3	5	3	3	14	1	0	0	0	0	1	10	5	7	2	24		
8	Feb. 2	@S.J.	0	0	1	0	1	2	6	7	9	2	24	0	0	1	0	0	1	8	11	7	1	27		
9	Feb. 5	@STL	3	2	1	-	-	6	9	3	7	-	19	0	1	0	-	-	1	4	14	14	-	32		
10	Feb. 7	L.A.	1	2	0	-	-	3	7	5	2	-	14	0	0	0	-	-	0	8	20	4	-	32		
11	Feb. 9	@MIN	1	0	0	0	-	1	6	7	12	1	26	0	1	0	1	-	2	10	9	8	5	32		
12	Feb. 10	CHI	0	0	0	-	-	0	3	4	10	-	17	0	2	1	-	-	3	10	10	7	-	27		
13	Feb. 12	S.J.	0	0	0	1	-	1	3	11	10	1	25	0	0	0	0	-	0	13	6	3	3	25		
14	Feb. 14	PHX	0	0	3	-	-	3	6	14	9	-	29	0	0	0	-	-	0	7	6	6	-	19		
15	Feb. 16	ANA	1	1	0	0	0	2	14	9	9	2	34	1	1	0	0	1	3	6	9	5	2	22		
16	Feb. 18	@COL	1	3	1	-	-	5	9	12	17	-	38	2	4	0	-	-	6	8	15	5	-	28		
17	Feb. 19	DET	2	0	1	1	-	4	8	12	4	1	25	1	0	2	0	-	3	11	7	11	0	29		
18	Feb. 22	VAN	0	0	0	-	-	0	13	5	5	-	23	0	0	1	-	-	1	3	9	12	-	24		
19	Feb. 23	@DET	0	0	0	-	-	0	12	12	9	-	33	1	2	1	-	-	4	9	9	9	-	27		
20	Feb. 25	DAL	1	2	1	1	-	5	8	10	12	1	31	0	4	0	0	-	4	6	13	5	0	24		
21	Feb. 27	@ANA	0	1	0	-	-	1	9	8	4	-	21	3	2	0	-	-	5	13	8	7	-	28		
22	Mar. 2	@S.J.	0	0	1	-	-	1	6	6	7	-	19	1	1	0	-	-	2	16	14	9	-	39		
23	Mar. 4	@L.A.	0	0	1	-	-	1	5	8	6	-	19	0	1	4	-	-	5	3	3	10	-	16		
24	Mar. 8	EDM	2	2	2	-	-	6	13	8	13	-	34	0	0	0	-	-	0	8	10	6	-	24		
25	Mar. 9	MIN	0	0	1	0	0	1	9	6	9	1	25	0	1	0	0	1	2	5	8	10	6	29		
26	Mar. 12	@DAL	1	2	1	-	-	4	8	8	5	-	21	0	0	0	-	-	0	9	15	8	-	32		
27	Mar. 14	@VAN	1	1	2	-	-	4	7	12	14	-	33	3	2	2	-	-	7	10	4	8	-	22		
28	Mar. 15	@CGY	0	1	2	-	-	3	6	6	8	-	20	2	1	3	-	-	6	6	8	8	-	22		
29	Mar. 17	@EDM	0	1	1	-	-	2	10	7	14	-	31	0	1	2	-	-	3	6	10	5	-	21		
30	Mar. 19	@CBJ	0	1	2	-	-	3	9	11	15	-	35	0	2	2	-	-	4	14	10	7	-	31		
31	Mar. 21	CGY	2	2	1	-	-	5	10	10	3	-	23	2	0	1	-	-	3	7	8	7	-	22		
32	Mar. 23	CBJ	4	0	1	-	-	5	13	4	7	-	24	1	1	0	-	-	2	4	9	10	-	23		
33	Mar. 25	EDM	1	2	0	-	-	3	10	12	4	-	26	1	0	1	-	-	2	7	7	12	-	26		
34	Mar. 28	PHX	3	0	1	-	-	4	17	11	10	-	38	6	1	0	-	-	7	13	9	7	-	29		
35	Mar. 30	@COL	0	0	0	-	-	0	12	15	7	0	34	0	0	0	1	-	1	6	6	10	2	24		
36	Apr. 1	@CHI	0	0	2	0	0	2	7	4	15	1	27	1	1	0	0	1	3	9	18	9	4	40		
37	Apr. 2	COL	0	0	3	-	-	3	11	9	18	-	38	0	0	1	-	-	1	7	9	10	-	26		
38	Apr. 4	CBJ	0	1	0	-	-	1	13	15	11	-	39	0	1	2	-	-	3	8	12	18	-	38		
39	Apr. 6	CHI	0	0	0	-	-	0	5	8	7	-	20	1	0	0	-	-	1	10	13	7	-	30		
40	Apr. 7	@CHI	1	1	1	-	-	3	7	9	6	-	22	1	1	3	-	-	5	17	12	11	-	40		
41	Apr. 9	STL	0	0	0	-	-	0	4	6	5	-	15	0	1	0	-	-	1	6	15	5	-	26		
42	Apr. 12	DAL	1	0	1	-	-	2	6	9	13	-	28	2	2	1	-	-	5	5	6	7	-	18		
43	Apr. 14	DET	0	0	0	-	-	0	13	4	5	-	22	0	1	2	-	-	3	9	16	7	-	32		
44	Apr. 15	VAN	0	2	0	-	-	2	9	19	10	-	38	2	1	2	-	-	5	9	10	5	-	24		
45	Apr. 19	@CHI	2	1	1	0	-	4	8	9	10	0	27	2	1	1	1	-	5	15	12	2	1	30		
46	Apr. 23	CGY	1	1	2	-	-	4	10	11	11	-	32	1	1	1	-	-	3	9	6	3	-	18		
47	Apr. 25	@DET	2	0	0	-	-	2	9	6	7	-	22	1	3	1	-	-	5	12	13	13	-	38		
48	Apr. 27	@CBJ	0	1	0	-	-	1	9	6	5	-	20	0	0	3	-	-	3	14	8	25	-	47		
Final Totals:			38	31	37	3	3	109	400	405	423	16	1244		42	45	43	3	6	133	428	473	397	37	1335	
Final Averages:			0.8	0.6	0.8	--	--	1.3	8.3	8.4	8.8	--	25.9		0.9	0.9	0.9	--	--	1.6	8.9	9.9	8.3	--	27.8	

*Final Totals/Averages do not account for shootout tallies.

SCORING BY PERIOD/RECORD WHEN SCORING

#	PLAYER	1ST	2ND	3RD	OT	TOTAL	RECORD WHEN SCORING
4	Ryan Ellis	2	0	0	0	2	1-0-1
6	Shea Weber	1	5	2	1	9	3-5-1
7	Jonathon Blum	0	1	0	0	1	0-1-0
8	Kevin Klein	0	3	0	0	3	2-1-0
10	Martin Erat	2	0	2	0	4	3-0-1
11	David Legwand	5	0	7	0	12	5-3-4
12	Mike Fisher	3	2	5	0	10	3-5-1
13	Nick Spaling	4	4	1	0	9	6-3-0
15	Craig Smith	3	1	0	0	4	2-2-0
16	Rich Clune	2	2	0	0	4	3-1-0
17	Chris Mueller	0	1	1	0	2	1-1-0
18	Brandon Yip	2	0	1	0	3	2-0-1
19	Bobby Butler	0	1	2	0	3	0-2-1
23	Zach Boychuk	0	1	0	0	1	1-0-0
24	Matt Halischuk	3	1	1	0	5	2-1-1
27	Patric Hornqvist	1	2	1	0	4	3-0-1
28	Paul Gaustad	1	0	1	0	2	1-0-1
33	Colin Wilson	1	3	2	1	7	4-1-1
46	Kevin Henderson	1	0	0	0	1	0-0-1
52	Austin Watson	0	0	1	0	1	1-0-0
56	Taylor Beck	2	0	1	0	3	1-1-1
57	Gabriel Bourque	3	3	5	0	11	5-6-0
59	Roman Josi	0	1	3	1	5	3-1-0
74	Sergei Kostitsyn	2	0	1	0	3	2-1-0



GOALS BREAKDOWN

HAT TRICKS

For: 0

Against: 3

DATE	PLAYER	OPPONENT	DATE	PLAYER	OPPONENT
			2/27/13	Kyle Palmieri	at Anaheim
			3/4/13	Jeff Carter	at Los Angeles
			3/15/13	Curtis Glencross	at Calgary

PENALTY SHOTS

For: 2 (1 Goal, 1 No Goal)

Against: 2 (2 Goals)

DATE	PLAYER	OPPONENT	RESULT	DATE	PLAYER	OPPONENT	RESULT
3/12/13	Rich Clune	at Dallas	GOAL	1/24/13	Patrik Berglund	at St. Louis	GOAL
4/14/13	Bobby Butler	vs. Detroit	NO GOAL	3/14/13	Henrik Sedin	at Vancouver	GOAL

EMPTY NET GOALS

For: 2

Opp. pulls goalie in final five minutes: (6 times, 1 EX AT, 2 ENGs)

Against: 5

Predators pull goalie in final five minutes: (13 times, 3 EX AT, 5 ENGs)

DATE	PLAYER	OPPONENT	DATE	PLAYER	OPPONENT
3/23/13	Roman Josi	vs. Columbus	3/14/13	David Booth	at Vancouver
4/2/13	Paul Gaustad	vs. Colorado	3/15/13	Curtis Glencross	at Calgary
			4/7/13	Patrick Kane	at Chicago
			4/14/13	Justin Abdelkader	vs. Detroit
			4/27/13	Cam Atkinson	at Columbus

EXTRA ATTACKER GOALS in the final five minutes:

For: 3

Against: 1

DATE	PLAYER	OPPONENT	DATE	PLAYER	OPPONENT
2/18/13	Shea Weber	at Colorado	3/21/13	Jarome Iginla	vs. Calgary
3/17/13	Roman Josi	at Edmonton			
3/19/13	Mike Fisher	at Columbus			

SHORTHANDED GOALS

For: 1

Against: 4

DATE	PLAYER	OPPONENT	DATE	PLAYER	OPPONENT
3/2/13	Gabriel Bourque	at San Jose	2/19/13	Dan Cleary	vs. Detroit
			3/17/13	Lennart Petrell	at Edmonton
			3/21/13	Mark Giordano	vs. Calgary
			3/21/13	Blake Comeau	vs. Calgary

GAME NOTES

Overall Record:	16-23-9
Home Record:	11-9-4
Road Record:	5-14-5
Overtime Record:	5-9
Shootout Record:	2-6

One-goal game record:	7-7-9
Two-goal game record:	3-3
Three-goal game record:	6-13
Scoring first:	11-2-5
Opp. Scoring first:	5-21-4

Leading after 1 period:	7-1-3
Trailing after 1 period:	0-12-1
Tied after 1 period:	9-10-5
Leading after 2 periods:	8-1-1
Trailing after 2 periods:	1-18-2
Tied after 2 periods:	7-4-6

Outshooting opponent:	7-10-3
Outshot by opponent:	7-13-6
Even shots:	2-0-0

1st half of back-to-backs:	1-5-3
2nd half of back-to-backs:	3-5-1
Evening games:	16-21-8
Afternoon games:	0-2-1
Weekday games:	14-16-3
Weekend games:	2-7-6

January:	2-2-3
February:	7-5-2
March:	5-7-2
April:	2-9-2

Sunday:	0-4-0
Monday:	2-4-2
Tuesday:	7-2-0
Wednesday:	0-1-0
Thursday:	4-5-0
Friday:	1-3-1
Saturday:	2-4-6

GOALS BY PERIOD	1	2	3	OT	Total	Avg.
PREDATORS	38	31	37	3	109	2.3
Opponents	42	45	43	3	133	2.8

SHOTS BY PERIOD	1	2	3	OT	Total	Avg.
PREDATORS	400	405	423	16	1244	25.9
Opponents	428	473	397	37	1335	27.8

POWER PLAY	G	ATT	PCT
Overall	24	140	17.1 (17th NHL)
Home	16	68	23.5 (8th NHL)
Road	8	72	11.1 (29th NHL)
5 SHORTHANDED GOALS ALLOWED (T-18th NHL)			

PENALTY KILLING	G	ATT	PCT
Overall	34	139	75.5 (29th NHL)
Home	13	62	79.0 (26th NHL)
Road	21	77	72.7 (29th NHL)
1 SHORTHANDED GOAL SCORED (T-25th NHL)			

PENALTIES	MIN	AVG
PREDATORS	471	9.8 (T-3rd NHL)

SITUATIONAL GOALS FOR AND AGAINST	GF	GA
Five-on-Five	77	85
Five-on-Four	22	4
Five-on-Three	1	0
Four-on-Four	5	3
Four-on-Three	0	0
Three-on-Three	0	0
Three-on-Four	0	4
Three-on-Five	0	0
Four-on-Five	1	30
Empty-net goals	2	5
Penalty-shot goals	1	2
TOTALS	109	133

WHEN PREDATORS SCORE:	W	L	OT	WHEN OPPOSITION SCORES:	W	L	OT
0 goals	0	8	1	0 goals	5	0	0
1 goal	3	5	2	1 goal	5	3	2
2 goals	0	4	4	2 goals	2	1	5
3 goals	5	3	1	3 goals	3	6	1
4 goals	3	2	1	4 goals	1	3	0
5 goals	3	1	0	5 goals	0	6	1
6 goals	2	0	0	6 goals	0	2	0
7 goals	0	0	0	7 goals	0	2	0
8 or more goals	0	0	0	8 or more goals	0	0	0
TOTALS	16	23	9	TOTALS	16	23	9

EASTERN CONFERENCE

ATLANTIC DIVISION				Home			Road			Overall		
Team	W	L	OT	W	L	OT	W	L	OT	W	L	OT
New Jersey Devils	0	0	0	0	0	0	0	0	0	0	0	0
New York Islanders	0	0	0	0	0	0	0	0	0	0	0	0
New York Rangers	0	0	0	0	0	0	0	0	0	0	0	0
Philadelphia Flyers	0	0	0	0	0	0	0	0	0	0	0	0
Pittsburgh Penguins	0	0	0	0	0	0	0	0	0	0	0	0
Totals vs. Atlantic Division	0	0	0	0	0	0	0	0	0	0	0	0

NORTHEAST DIVISION				Home			Road			Overall		
Team	W	L	OT	W	L	OT	W	L	OT	W	L	OT
Boston Bruins	0	0	0	0	0	0	0	0	0	0	0	0
Buffalo Sabres	0	0	0	0	0	0	0	0	0	0	0	0
Montreal Canadiens	0	0	0	0	0	0	0	0	0	0	0	0
Ottawa Senators	0	0	0	0	0	0	0	0	0	0	0	0
Toronto Maple Leafs	0	0	0	0	0	0	0	0	0	0	0	0
Totals vs. Northeast Division	0	0	0	0	0	0	0	0	0	0	0	0

SOUTHEAST DIVISION				Home			Road			Overall		
Team	W	L	OT	W	L	OT	W	L	OT	W	L	OT
Carolina Hurricanes	0	0	0	0	0	0	0	0	0	0	0	0
Florida Panthers	0	0	0	0	0	0	0	0	0	0	0	0
Tampa Bay Lightning	0	0	0	0	0	0	0	0	0	0	0	0
Washington Capitals	0	0	0	0	0	0	0	0	0	0	0	0
Winnipeg Jets	0	0	0	0	0	0	0	0	0	0	0	0
Totals vs. Southeast Division	0	0	0	0	0	0	0	0	0	0	0	0
Totals vs. Eastern Conference	0	0	0	0	0	0	0	0	0	0	0	0

WESTERN CONFERENCE

CENTRAL DIVISION				Home			Road			Overall		
Team	W	L	OT	W	L	OT	W	L	OT	W	L	OT
Chicago Blackhawks	0	2	0	0	1	2	0	3	2			
Columbus Blue Jackets	1	1	1	0	2	0	1	3	1			
Detroit Red Wings	1	1	0	0	2	0	1	3	0			
St. Louis Blues	0	1	1	1	1	0	1	2	1			
Totals vs. Central Division	2	5	2	1	6	2	3	11	4			

NORTHWEST DIVISION				Home			Road			Overall		
Team	W	L	OT	W	L	OT	W	L	OT	W	L	OT
Calgary Flames	2	0	0	0	1	0	2	1	0			
Colorado Avalanche	1	0	0	0	1	1	1	1	1			
Edmonton Oilers	2	0	0	0	1	0	2	1	0			
Minnesota Wild	0	0	1	1	0	1	1	0	2			
Vancouver Canucks	0	2	0	0	1	0	0	3	0			
Totals vs. Northwest Division	5	2	1	1	4	2	6	6	3			

PACIFIC DIVISION				Home			Road			Overall		
Team	W	L	OT	W	L	OT	W	L	OT	W	L	OT
Anaheim Ducks	0	0	1	0	1	1	0	1	2			
Dallas Stars	1	1	0	1	0	0	2	1	0			
Los Angeles Kings	1	0	0	1	1	0	2	1	0			
Phoenix Coyotes	1	1	0	0	1	0	1	2	0			
San Jose Sharks	1	0	0	1	1	0	2	1	0			
Totals vs. Pacific Division	4	2	1	3	4	1	7	6	2			
Totals vs. Western Conference	11	9	4	5	14	5	16	23	9			

TEAM RECORDS

2012-13 season	GOALS	Franchise Record
6 - twice, last 3/8/13 in 6-0 win vs. Edmonton	Most goals scored, game	9 - twice, last 3/18/06 in 9-4 win vs. Calgary
7 - twice, last 3/28/13 in 7-4 loss vs. Phoenix	Most goals allowed, game	8 - six times, last 3/11/10 in 8-5 loss at San Jose
11 - three times, last 3/28/13 in 7-4 loss vs. Phoenix	Most goals by both teams, game	14 - 10/5/06 in 8-6 loss vs. Chicago
4 - 3/23/13 in 1st per. of 5-2 win vs. Columbus	Most goals scored, period	6 - 12/17/05 in 2nd per. of 7-3 win vs. Columbus
6 - 3/28/13 in 1st per. of 7-4 loss vs. Phoenix	Most goals allowed, period	6 - twice, last 3/28/13 in 1st per. of 7-4 loss vs. Phoenix
2 - four times, last 3/23/13 in 5-2 win vs. Columbus	Most power play goals scored, game	6 - 3/4/04 in 9-4 win at Pittsburgh
2 - five times, last 4/15/13 in 5-2 loss vs. Vancouver	Most power play goals allowed, game	5 - three times, last 2/18/09 in 6-2 loss at Detroit
1 - 3/2/13 in 2-1 loss at San Jose	Most shorthanded goals scored, game	2 - four times, last 11/6/08 in 7-6 loss at Calgary
2 - 3/2/13 in 5-3 win vs. Calgary	Most shorthanded goals allowed, game	2 - three times, last 3/2/13 in 5-3 win vs. Calgary
2012-13 season	SHOTS	Franchise Record
39 - 4/4/13 in 3-1 loss vs. Columbus	Most shots, game	55 - 11/4/09 in 2-0 win vs. Montreal
47 - 4/27/13 in 3-1 loss at Columbus	Most shots allowed, game	57 - twice, last 11/1/08 in 4-3 OT win at San Jose
77 - 4/4/13 in 3-1 loss vs. Columbus (NSH 39, CBJ 38)	Most shots by both teams, game	90 - 11/16/06 in 7-6 loss vs. Minnesota (NSH 45, MIN 45)
19 - 4/15/13 in 2nd per. of 5-2 loss vs. Vancouver	Most shots, period	24 - 11/4/09 in 1st per. of 2-0 win vs. Montreal
25 - 4/27/13 in 3rd per. of 3-1 loss at Columbus	Most shots allowed, period	27 - twice, last 2/10/09 in 1st per. of 5-3 loss vs. Detroit
13 - 1/24/13 in 3-0 loss at St. Louis	Fewest shots, game	9 - 1/27/01 in 5-1 loss vs. Colorado
16 - 3/4/13 in 5-1 loss at Los Angeles	Fewest shots allowed, game	12 - 3/4/03 in 2-1 loss at St. Louis
2 - 2/7/13 in 3rd per. of 3-0 win vs. Los Angeles	Fewest shots, period	1 - four times, last 12/8/08 in 3rd per. of 6-3 loss at St. Louis
2 - 4/19/13 in 3rd per. of 5-4 OT loss at Chicago	Fewest shots allowed, period	0 - 2/16/08 in 3rd period of 2-1 OT win vs. St. Louis
2012-13 season	PENALTY MINUTES	Franchise Record
35 - 3/12/13 in 4-0 win at Dallas	Most penalty minutes, game	95 - 10/25/05 in 5-3 win vs. Chicago
45 - 3/12/13 in 4-0 win at Dallas	Most penalty minutes by opponent, game	125 - 10/30/03 in 5-3 win vs. Detroit
80 - 3/12/13 in 4-0 win at Dallas (DAL 45, NSH 35)	Most penalty minutes by both teams, game	210 - 10/30/03 in 5-3 win vs. Detroit (DET 125, NSH 85)
2012-13 season	WINS & LOSSES	Franchise Record
6 - 3/8/13 in 6-0 win vs. Edmonton	Largest margin of victory	8 - 2/28/09 in 8-0 win vs. Detroit
4 - four times, last 3/4/13 in 5-1 loss at Los Angeles	Largest margin of defeat	8 - 1/11/99 in 8-0 loss at Philadelphia
4 - 1/31-2/7/13	Longest winning streak	8 - 10-5/10/25/05
8 - 4/4-4/19/13	Longest losing streak	8 - 4/4-4/19/13
2012-13 season	SHOOTOUTS	Franchise Record
4 - 1/31/13 in 3-2 win at Los Angeles	Most shootout goals, game	4 - twice, last 1/31/13 in 3-2 win at Los Angeles
8 - 1/31/13 in 3-2 win at Los Angeles	Most shootouts attempted, game	11 - 3/27/10 in 1-0 SO loss vs. Detroit
3 - 1/31/13 in 3-2 win at Los Angeles	Most shootout goals against, game	3 - four times, last 1/31/13 in 3-2 win at Los Angeles
8 - 1/31/13 in 3-2 win at Los Angeles	Most shootout attempts against, game	11 - 3/27/10 in 1-0 SO loss vs. Detroit

INDIVIDUAL RECORDS

2012-13 season	GOALS	Franchise Record
2 - four times, last Mike Fisher, 3/21/13 vs. Calgary	Most goals scored, game	3 - 21 times, last Sergei Kostitsyn, 1/1/12 vs. Calgary
3 - three times, last Curtis Glencross, 3/15/13 at Calgary	Most goals by an opponent, game	3 - 31 times, last Curtis Glencross, 3/15/13 at Calgary
2 - twice, last Colin Wilson, 3/8/13 vs. Edmonton (1st per.)	Most goals scored, period	3 - twice, last Steve Sullivan, 12/14/06 vs. Ottawa (2nd per.)
3 - Curtis Glencross, 3/15/13 at Calgary (3rd per.)	Most goals by an opponent, period	3 - three times, last Curtis Glencross, 3/15/13 at Calgary (3rd per.)
2012-13 season	ASSISTS	Franchise Record
3 - twice, last Shea Weber, 3/8/13 vs. Edmonton	Most assists, game	5 - Marek Zidlicky, 2/18/04 vs. San Jose
4 - Rostislav Klesla, 3/28/13 vs. Phoenix	Most assists by an opponent, game	5 - twice, last Peter Forsberg, 1/1/03 vs. Colorado
2 - 10 times, last Taylor Beck, 4/27/13 vs. Colorado (3rd per.)	Most assists, period	3 - 11 times, last Martin Erat, 2/24/09 vs. Chicago (3rd per.)
4 - Rostislav Klesla, 3/28/13 vs. Phoenix (1st per.)	Most assists by an opponent, period	4 - twice, last Rostislav Klesla, 3/28/13 vs. Phoenix (1st per.)
2012-13 season	POINTS	Franchise Record
4 - twice, last Colin Wilson (2g-2a), 3/8/13 vs. Edmonton	Most points, game	5 - three times, last J-P Dumont (1g-4a), 10/22/09 at Ottawa
4 - Rostislav Klesla, 3/28/13 vs. Phoenix (1st per.)	Most points by an opponent, game	6 - Peter Forsberg (1g-5a), 1/1/03 vs. Colorado
2 - 23 times, last M. Fisher (1g-1a) & C. Smith (1g-1a), 4/25/13 at DET (1st per.)	Most points, period	3 - 28 times, last Shea Weber (1g-2a), 1/2/11 vs. Columbus
4 - Rostislav Klesla, 3/28/13 vs. Phoenix (1st per.)	Most points by an opponent, period	4 - three times, last Rostislav Klesla, 3/28/13 vs. Phoenix (1st per.)
2012-13 season	SHOTS	Franchise Record
12 - Patric Hornqvist, 2/18/13 at Colorado	Most shots, game	14 - Patric Hornqvist, 12/29/10 vs. Dallas
8 - Patric Hornqvist, 2/18/13 at Colorado (3rd per.)	Most shots, period	8 - Patric Hornqvist, 2/18/13 at Colorado (3rd per.)
2012-13 season	PENALTY MINUTES	Franchise Record
15 - twice, last Rich Clune, 3/23/13 vs. Columbus	Most penalty minutes, game	35 - Jeremy Stevenson, 10/25/05 vs. Chicago
15 - Antoine Roussel, 3/12/13 at Dallas	Most penalty minutes by an opponent, game	34 - twice, last Krzysztof Oliwa, 3/20/04 at Calgary
2012-13 season	STREAKS	Franchise Record
3 - twice, last Gabriel Bourque (3g), 3/12-3/15/13	Longest goal-scoring streak	6 - three times, last Patric Hornqvist (7g), 10/27-11/8/11
4 - three times, last Roman Josi (7a), 3/21-3/28/13	Longest assist streak	7 - twice, last Kimmo Timonen (8a), 2/23-3/7/03
8 - Mike Fisher (5g-4a), 3/14-3/28/13	Longest point-scoring streak	16 - J-P Dumont (8g-14a), 12/29/07-1/31/08
2012-13 season	GOALTENDERS	Franchise Record
44 - Chris Mason, 4/27/13 at Columbus	Most saves, game	54 - Dan Ellis, 11/1/08 at San Jose
38 - Sergei Bobrovsky, 4/4/13 vs. Columbus	Most saves by an opposing goaltender, game	53 - Carey Price, 11/14/09 vs. Montreal
4 - Pekka Rinne, 1/31-2/7/13	Longest winning streak	11 - Pekka Rinne, 1/7-2/4/12
8 - Chris Mason, 2/9-4/27/13	Longest losing streak	8 - Chris Mason, 2/9-4/27/13
8 - Pekka Rinne, 1/31/13 at Los Angeles	Most shootout attempts against, game	11 - Pekka Rinne, 3/27/10 vs. Detroit
3 - Pekka Rinne, 1/31/13 at Los Angeles	Most shootout goals against, game	3 - four times, last Pekka Rinne, 1/31/13 at Los Angeles

THE LAST TIME...	HOME	ROAD
Predators win in overtime	2/25/13 vs. Dallas (5-4, Josi)	12/8/11 at Columbus (4-3, Wilson)
Opponent wins in overtime	11/19/11 vs. Columbus (3-4, Wisniewski)	4/19/13 at Chicago (4-5, Hossa)
Predators win via shootout	4/3/12 vs. Minnesota (2-1, Radulov)	2/2/13 at San Jose (2-1, Smith)
Opponent wins via shootout	3/9/13 vs. Minnesota (1-2, Cullen)	4/1/13 at Chicago (2-3, Rozsival)
Predators shut out opponent	2/14/13 vs. Phoenix (3-0, Rinne)	3/12/13 at Dallas (4-0, Rinne)
Opponent shut out Predators	4/14/13 vs. Detroit (0-3, Howard)	3/30/13 at Colorado (0-1 OT, Varlamov)
Preds played scoreless game through OT	3/27/10 vs. Detroit (0-1 SO)	3/21/01 at Minnesota (0-0)
Predators had two straight shutouts	2/12/13 vs. San Jose (1-0 OT, Rinne) and 2/14/13 vs. Phoenix (3-0, Rinne)	
Preds were shut out in back-to-back games	2/22/13 vs. Vancouver (0-1, Luongo) and 2/23/13 at Detroit (0-4, Howard)	
Predators had 50-or-more shots	11/14/09 vs. Montreal (55)	Never
Opponent had 50-or-more shots	2/15/11 vs. San Jose (50)	11/11/08 at San Jose (57)
Predators had 20-or-more shots in a period	10/9/10 vs. Anaheim (3rd per., 21)	1/29/10 at Detroit (2nd per., 20)
Opponent had 20-or-more shots in a period	2/7/13 vs. Los Angeles (2nd per., 20)	4/27/13 at Columbus (3rd per., 25)
Preds held an opponent shotless in a period	2/16/08 vs. St. Louis (3rd per.)	Never
Preds scored 3-or-more power-play goals	1/7/12 vs. Carolina (4)	12/1/11 at Vancouver (3)
Opponent scored 3-or-more power-play goals	12/22/11 vs. Columbus (4)	11/16/10 at Toronto (4)
Predator scored shorthanded	2/21/12 vs. Vancouver (S. Kostitsyn)	3/2/13 at San Jose (Bourque)
Opponent scored shorthanded	3/21/13 vs. Calgary (Giordano, Comeau)	3/17/12 at Edmonton (Petrelli)
Predators scored two shorthanded goals	11/18/99 vs. Montreal (Timonen, Walker)	11/6/08 at Calgary (Fiddler, Weber)
Opponent scored two shorthanded goals	3/21/13 vs. Calgary (Giordano, Comeau)	3/2/02 at Calgary (Iginia, Clark)
Predator recorded a hat trick	1/1/12 vs. Calgary (S. Kostitsyn)	3/20/11 at Buffalo (Geffrion)
Opponent recorded a hat trick	3/20/12 vs. Edmonton (Hemsky)	3/15/13 at Calgary (Glencross)
Predator notched four-or-more points	3/8/13 vs. Edmonton (2g-2a, Wilson)	10/8/11 at St. Louis (Legwand, 2g-2a)
Opponent notched four-or-more points	3/28/13 vs. Phoenix (4a, Klesla)	3/22/12 at Pittsburgh (Neal, 4a)
Predators scored an empty-net goal	4/2/13 vs. Colorado (Gauslad)	3/30/12 at Detroit (Weber)
Opponent scored an empty-net goal	4/14/13 vs. Detroit (Abdelkader)	4/27/13 at Columbus (Atkinson)
Predators scored five-or-more goals	3/23/13 vs. Columbus (5-2)	2/18/13 at Colorado (5-6)
Opponent scored five-or-more goals	4/15/13 vs. Vancouver (2-5)	4/25/13 at Detroit (2-5)
Predators won by five-or-more goals	3/8/13 vs. Edmonton (6-0)	2/5/13 at St. Louis (6-1)
Predators lost by five-or-more goals	12/18/10 vs. Los Angeles (1-6)	10/23/07 at Los Angeles (0-6)
Predator recorded a point in his NHL debut	12/15/09 vs. Tampa Bay (Spaling, assist)	4/19/13 at Chicago (Henderson, goal)
Predator recorded a point in his club debut	3/8/13 vs. Edmonton (Boychuk, goal)	4/19/13 at Chicago (Henderson, goal)
Predators goaltender credited with a goal	4/15/06 vs. Phoenix (Mason)	Never
Predators goaltender assisted on a goal	1/19/13 vs. Columbus (Rinne)	3/30/12 at Detroit (Rinne)
Predators had a penalty shot	4/14/13 vs. Detroit (Butler, no goal)	3/12/13 at Dallas (Clune, goal)
Opponent had a penalty shot	1/5/12 vs. Dallas (Ott, no goal)	3/14/13 at Vancouver (H. Sedin, goal)
No penalties against Predators	3/22/08 vs. Chicago (2-1 SO)	1/21/10 at Phoenix (2-4)
Predators scored GTG or GWG in the final minute of regulation/overtime	12/22/11 vs. Columbus (Erat, GWG)	1/31/12 at Minnesota (Fisher, GWG)
Opponent scored GTG or GWG in the final minute of regulation/overtime	1/3/09 vs. Calgary (Bertuzzi, GWG)	2/19/13 at Minnesota (Setoguchi, OTG)
Predators scored with an extra attacker	12/3/11 vs. Buffalo (Legwand)	3/19/13 at Columbus (Fisher)
Opponent scored with an extra attacker	3/21/13 vs. Calgary (Iginia)	3/31/11 at Colorado (Jones)
Preds overcame a two-goal deficit to win	2/25/13 vs. Dallas (5-4 OT)	12/8/11 at Columbus (4-3 OT)
Preds overcame a three-goal deficit to win	12/22/11 vs. Columbus (6-5)	1/31/12 at Minnesota (5-4)

HOME					ROAD				OVERALL			
YEAR	GP	W	L	PCT	GP	W	L	PCT	GP	W	L	PCT
2012-13	7	3	4	.429	7	2	5	.286	14	5	9	.357

HOME						ROAD					OVERALL				
WINS			LOSSES			WINS			LOSSES		WINS			LOSSES	
YEAR	GP	OTW	SOW	OTL	SOL	GP	OTW	SOW	OTL	SOL	GP	OTW	SOW	OTL	SOL
2012-13	7	3	0	0	4	7	0	2	3	2	14	3	2	3	6

OVERTIME DECISIONS

Date	Result	Goal Scorer/Time	Goaltenders
2/9/2013	Nashville 1 at MINNESOTA 2	Setoguchi, 4:21	Mason/Backstrom
2/12/2013	San Jose 0 at NASHVILLE 1	Wilson, 2:08	Niemi/Rinne
2/19/2013	Detroit 3 at NASHVILLE 4	Weber, 0:44	Gustavsson/Rinne
2/25/2013	Dallas 4 at NASHVILLE 5	Josi, 0:28	Nilstorp/Rinne
3/30/2013	Nashville 0 at COLORADO 1	Barrie, 0:50	Rinne/Varlamov
4/19/2013	Nashville 4 at CHICAGO 5	Hossa, 0:52	Rinne/Crawford

GOALTENDER RECORD

	GP	W	L	PCT
Rinne	13	5	8	.385
Mason	1	0	1	.000

PREDATORS SCORING

	G	A	PTS
Shea Weber	1	1	2
Colin Wilson	1	1	2
Sergei Kostitsyn	0	2	2
Roman Josi	1	0	1
Ryan Ellis	0	1	1
David Legwand	0	1	1

OPPONENTS SCORING

	G	A	PTS
Tyson Barrie (COL)	1	0	1
Marian Hossa (CHI)	1	0	1
Devin Setoguchi (MIN)	1	0	1
Patrick Kane (CHI)	0	1	1
Duncan Keith (CHI)	0	1	1
Mikko Koivu (MIN)	0	1	1
P.A. Parenteau (COL)	0	1	1
Ryan Suter (MIN)	0	1	1
Greg Zanon (COL)	0	1	1

TEAM RECORD VS. NASHVILLE

	GP	W	L	PCT
Anaheim	2	2	0	1.000
Chicago	2	2	0	1.000
Minnesota	2	2	0	1.000
Colorado	1	1	0	1.000
Columbus	1	1	0	1.000
St. Louis	1	1	0	1.000
Dallas	1	0	1	.000
Detroit	1	0	1	.000
Los Angeles	1	0	1	.000
San Jose	2	0	2	.000

GOALTENDERS VS. NSH

	GP	W	L	PCT
Viktor Fasth (ANA)	2	2	0	1.000
Niklas Backstrom (MIN)	2	2	0	1.000
Corey Crawford (CHI)	2	2	0	1.000
Sergei Bobrovsky (CBJ)	1	1	0	1.000
Brian Elliott (STL)	1	1	0	1.000
Semyon Varlamov (COL)	1	1	0	1.000
Jonas Gustavsson (DET)	1	0	1	.000
Cristopher Nilstorp (DAL)	1	0	1	.000
Jonathan Quick (L.A.)	1	0	1	.000
Antti Niemi (S.J.)	2	0	2	.000

MISCELLANEOUS STATISTICS

PREDATORS' HAT TRICKS

NO.	DATE	PLAYER	SCORE	GOALTENDER
-----	------	--------	-------	------------

OPPONENTS' HAT TRICKS

NO.	DATE	PLAYER	SCORE	GOALTENDER
29	2/27/13	Kyle Palmieri	Nashville 1 at Anaheim 5	Pekka Rinne
30	3/4/13	Jeff Carter	Nashville 1 at Los Angeles 5	Pekka Rinne
31	3/15/13	Curtis Glencross	Nashville 3 at Calgary 6	Chris Mason (2), Empty Net

PREDATORS' SHUTOUTS

NO.	DATE	GOALTENDER	SAVES	SCORE
80	2/7/13	Pekka Rinne	32	Los Angeles 0 at Nashville 3
81	2/12/13	Pekka Rinne	20	San Jose 0 at Nashville 1 (OT)
82	2/14/13	Pekka Rinne	35	Phoenix 0 at Nashville 3
83	3/8/13	Pekka Rinne	38	Edmonton 0 at Nashville 6
84	3/12/13	Pekka Rinne	28	Nashville 4 at Dallas 0

OPPONENTS' SHUTOUTS

NO.	DATE	GOALTENDER	SAVES	SCORE
81	1/24/13	Jaroslav Halak	13	Nashville 0 at St. Louis 3
82	1/28/13	Chad Johnson	21	Nashville 0 at Phoenix 4
83	2/10/13	Corey Crawford	17	Chicago 3 at Nashville 0
84	2/22/13	Roberto Luongo	23	Vancouver 1 at Nashville 0
85	2/23/13	Jimmy Howard	33	Nashville 0 at Detroit 4
86	3/30/13	Semyon Varlamov	34	Nashville 0 at Colorado 1 (OT)
87	4/6/13	Ray Emery	20	Chicago 1 at Nashville 0
88	4/9/13	Brian Elliott	15	St. Louis 1 at Nashville 0

PREDATORS' PENALTY SHOTS (8 GOALS, 17 STOPS ALL-TIME)

NO.	DATE	PLAYER	GOALTENDER	SCORE	RESULT
24	3/12/13	Rich Clune	Kari Lehtonen	Nashville 4 at Dallas 0	GOAL
25	4/14/13	Bobby Butler	Jimmy Howard	Detroit 0 at Nashville 3	NO GOAL

OPPONENTS' PENALTY SHOTS (12 GOALS, 15 STOPS ALL-TIME)

NO.	DATE	PLAYER	GOALTENDER	SCORE	RESULT
29	1/24/13	Patrik Berglund	Pekka Rinne	Nashville 0 at St. Louis 3	GOAL
30	3/14/13	Henrik Sedin	Chris Mason	Nashville 4 at Vancouver 7	GOAL

* Note: "No." column indicates the number in franchise history.



SHOOTOUT RESULTS

JANUARY 19, 2013 VS. COLUMBUS

Team	Shooter	Goaltender	Result	SO Score
CBJ	Atkinson	Rinne	S	0-0
NSH	Erat	Bobrovsky	S	0-0
CBJ	Anisimov	Rinne	G	0-1
NSH	Fisher	Bobrovsky	M	0-1
CBJ	J. Johnson	Rinne	S	0-1
NSH	Legwand	Bobrovsky	G	1-1
CBJ	Wisniewski	Rinne	S	1-1
NSH	Ellis	Bobrovsky	M	1-1
CBJ	Johansen	Rinne	S	1-1
NSH	Wilson	Bobrovsky	S	1-1
CBJ	Brassard	Rinne	G	1-2
NSH	Smith	Bobrovsky	M	1-2

(Columbus wins shootout, 2-1)

JANUARY 21, 2013 VS. ST. LOUIS

Team	Shooter	Goaltender	Result	SO Score
NSH	Smith	Elliott	S	0-0
STL	Oshie	Rinne	G	0-1
NSH	Erat	Elliott	S	0-1
STL	Steen	Rinne	G	0-2

(St. Louis wins shootout, 0-2)

JANUARY 26, 2013 AT ANAHEIM

Team	Shooter	Goaltender	Result	SO Score
NSH	Erat	Fasth	M	0-0
ANA	Getzlaf	Rinne	S	0-0
NSH	Fisher	Fasth	S	0-0
ANA	Perry	Rinne	G	0-1
NSH	Legwand	Fasth	S	0-1

(Anaheim wins shootout, 1-0)

JANUARY 31, 2013 AT LOS ANGELES

Team	Shooter	Goaltender	Result	SO Score
L.A.	Carter	Rinne	S	0-0
NSH	Legwand	Quick	G	1-0
L.A.	Richards	Rinne	G	1-1
NSH	Smith	Quick	G	2-1
L.A.	Brown	Rinne	G	2-2
NSH	Erat	Quick	M	2-2
L.A.	Doughty	Rinne	M	2-2
NSH	Wilson	Quick	M	2-2
L.A.	Stoll	Rinne	S	2-2
NSH	Yip	Quick	M	2-2
L.A.	Kopitar	Rinne	G	2-3
NSH	Bourque	Quick	G	3-3
L.A.	Williams	Rinne	S	3-3
NSH	Josi	Quick	M	3-3
L.A.	Gagne	Rinne	S	3-3
NSH	Kostitsyn	Quick	G	4-3

(Nashville wins shootout, 4-3)

FEBRUARY 2, 2013 AT SAN JOSE

Team	Shooter	Goaltender	Result	SO Score
S.J.	Handzus	Rinne	S	0-0
NSH	Legwand	Niemi	S	0-0
S.J.	Clowe	Rinne	S	0-0
NSH	Smith	Niemi	G	1-0
S.J.	Pavelski	Rinne	S	1-0

(Nashville wins shootout, 1-0)

FEBRUARY 16, 2013 VS. ANAHEIM

Team	Shooter	Goaltender	Result	SO Score
ANA	Bonino	Rinne	G	0-1
NSH	Legwand	Fasth	S	0-1
ANA	Cogliano	Rinne	S	0-1
NSH	Smith	Fasth	G	1-1
ANA	Perry	Rinne	G	1-2
NSH	Bourque	Fasth	M	1-2

(Anaheim wins shootout, 2-1)

MARCH 9, 2013 VS. MINNESOTA

Team	Shooter	Goaltender	Result	SO Score
MIN	Parise	Rinne	S	0-0
NSH	Bourque	Backstrom	S	0-0
MIN	Koivu	Rinne	G	0-1
NSH	Smith	Backstrom	G	1-1
MIN	Cullen	Rinne	G	1-2
NSH	Legwand	Backstrom	M	1-2

(Minnesota wins shootout, 2-1)

APRIL 1, 2013 AT CHICAGO

Team	Shooter	Goaltender	Result	SO Score
CHI	Toews	Rinne	G	0-1
NSH	Hornqvist	Crawford	M	0-1
CHI	Kane	Rinne	M	0-1
NSH	Smith	Crawford	G	1-1
CHI	Shaw	Rinne	S	1-1
NSH	Legwand	Crawford	S	1-1
CHI	Saad	Rinne	M	1-1
NSH	Kostitsyn	Crawford	S	1-1
CHI	Rozsival	Rinne	G	1-2
NSH	Beck	Crawford	S	1-2

(Chicago wins shootout, 2-1)

**Italics denote shootout deciding goals*

SHOOTOUT RESULTS

NASHVILLE SHOOTERS

Player	Goals	Attempts	%	GDG
Smith	5	7	71.43%	1
Kostitsyn	1	2	50.00%	1
Bourque	1	3	33.33%	0
Legwand	2	7	28.57%	0
Beck	0	1	0.00%	0
Ellis	0	1	0.00%	0
Hornqvist	0	1	0.00%	0
Josi	0	1	0.00%	0
Yip	0	1	0.00%	0
Fisher	0	2	0.00%	0
Wilson	0	2	0.00%	0
Erat	0	4	0.00%	0
TEAM TOTALS	9	32	28.13%	2

OPPOSING SHOOTERS

Player	Goals	Attempts	%	GDG
Perry (ANA)	2	2	100.00%	2
Anisimov (CBJ)	1	1	100.00%	0
Brassard (CBJ)	1	1	100.00%	1
Brown (L.A.)	1	1	100.00%	0
Bonino (ANA)	1	1	100.00%	0
Cullen (MIN)	1	1	100.00%	1
Koivu (MIN)	1	1	100.00%	0
Kopitar (L.A.)	1	1	100.00%	0
Oshie (STL)	1	1	100.00%	1
Richards (L.A.)	1	1	100.00%	0
Rozsival (CHI)	1	1	100.00%	1
Steen (STL)	1	1	100.00%	0
Toews (CHI)	1	1	100.00%	0
Atkinson (CBJ)	0	1	0.00%	0
Carter (L.A.)	0	1	0.00%	0
Clowe (S.J.)	0	1	0.00%	0
Cogliano (ANA)	0	1	0.00%	0
Doughty (L.A.)	0	1	0.00%	0
Gagne (L.A.)	0	1	0.00%	0
Getzlaf (ANA)	0	1	0.00%	0
Handzus (S.J.)	0	1	0.00%	0
Johansen (CBJ)	0	1	0.00%	0
J. Johnson (CBJ)	0	1	0.00%	0
Kane (CHI)	0	1	0.00%	0
Parise (MIN)	0	1	0.00%	0
Pavelski (S.J.)	0	1	0.00%	0
Saad (CHI)	0	1	0.00%	0
Shaw (CHI)	0	1	0.00%	0
Stoll (L.A.)	0	1	0.00%	0
Williams (L.A.)	0	1	0.00%	0
Wisniewski (CBJ)	0	1	0.00%	0
TEAM TOTALS	14	32	43.75%	6

NASHVILLE GOALTENDERS

Goalie	Goals	Attempts	%	W-L
Rinne	14	32	56.25%	2-6
TEAM TOTALS	14	32	56.25%	2-6

OPPOSING GOALTENDERS

Goalie	Goals	Attempts	%	W-L
Elliott (STL)	0	2	100.00%	1-0
Bobrovsky (CBJ)	1	6	83.33%	1-0
Fasth (ANA)	1	6	83.33%	2-0
Crawford (CHI)	1	5	80.00%	1-0
Backstrom (MIN)	1	3	66.67%	1-0
Niemi (S.J.)	1	2	50.00%	0-1
Quick (L.A.)	4	8	50.00%	0-1
OPP. TOTALS	9	32	71.88%	6-2



PLAYER GAME-BY-GAME

DATE	OPP	ELLIS #4	WEBER #6	BLUM #7	KLEIN #8	FORSBERG #9	ERAT #10
Jan 19	Vs CBJ	1-0 2/0 15:32	0-0 6/1 25:07	DND	0-0 2/0 22:42		1-0 1/1 18:29
Jan 21	Vs STL	0-1 0/1 15:44	0-0 5/0 28:54	DND	0-0 0/2 24:30		0-2 2/0 20:35
Jan 22	@ MIN	0-0 0/1 12:31	0-0 0/0 27:30	DND	0-1 0/0 20:32		1-0 (W) 5/0 20:27
Jan 24	@ STL	0-0 0/1 17:38	0-0 1/0 24:51	DND	0-0 0/0 17:22		0-0 2/1 18:36
Jan 26	@ ANA	0-0 2/0 17:47	0-0 0/1 30:09	DND	0-1 1/1 18:57		0-0 1/1 19:38
Jan 28	@ PHX	0-0 0/2 19:16	0-0 4/1 25:16	DND	0-0 0/0 16:06		0-0 2/0 18:18
Jan 31	@ L.A.	0-0 3/0 17:50	0-0 2/0 28:58	DND	0-0 1/1 22:16		0-0 0/0 19:43
Feb 2	@ S.J.	0-0 0/0 14:12	0-0 3/0 29:34	0-0 3/0 11:21	0-0 1/1 18:11		INJ
Feb 5	@ STL	1-1 1/1 13:18	0-0 1/2 23:11	0-2 0/2 12:51	1-0 2/2 19:29		1-2 2/2 15:12
Feb 7	Vs L.A.	0-0 0/0 12:10	0-1 2/0 25:55	0-0 0/0 10:23	0-2 1/2 18:02		0-0 1/0 18:10
Feb 9	@ MIN	0-0 3/1 14:48	0-0 3/0 30:00	0-0 2/1 11:42	0-0 0/0 20:43		0-0 1/1 20:07
Feb 10	Vs CHI	0-0 3/0 17:51	0-0 0/1 20:07	0-0 0/1 16:25	0-0 1/0 19:41		0-0 0/1 16:07
Feb 12	Vs S.J.	0-1 1/1 18:13	0-0 1/0 26:16	0-0 0/1 15:41	0-0 4/0 21:34		0-0 3/0 15:49
Feb 14	Vs PHX	0-1 2/1 16:53	0-1 4/1 25:31	0-0 0/0 16:21	0-0 2/1 21:25		0-2 0/1 19:11
Feb 16	Vs ANA	0-0 3/1 15:53	1-0 6/1 27:14	0-1 1/1 15:43	0-0 2/1 18:45		0-0 2/0 24:12
Feb 18	@ COL	0-0 1/0 17:33	1-1 3/0 25:32	1-1 2/0 17:49	0-0 3/1 17:53		0-1 1/1 21:09
Feb 19	Vs DET	0-0 1/0 16:16	1-1 (W) 3/2 22:49	0-0 2/2 16:00	0-0 0/1 21:51		0-0 2/0 18:51
Feb 22	Vs VAN	0-0 0/0 15:47	0-0 3/0 25:27	DND	0-0 1/1 21:32		0-0 2/0 16:40
Feb 23	@ DET	0-0 2/2 18:31	0-0 2/0 24:22	0-0 0/0 10:38	0-0 2/1 19:32		0-0 3/2 19:32
Feb 25	Vs DAL	0-0 0/0 14:01	0-1 1/3 26:33	0-0 0/1 17:25	0-0 0/1 21:41		0-1 0/1 20:33
Feb 27	@ ANA	0-0 0/0 14:12	0-0 2/2 22:14	0-0 0/1 19:25	0-1 1/1 20:13		0-0 1/1 14:45
Mar 2	@ S.J.	0-0 0/0 18:37	0-0 1/1 25:07	0-0 0/0 14:43	0-0 0/0 17:53		0-0 2/0 21:17
Mar 4	@ L.A.	0-0 1/1 19:46	0-1 1/1 25:07	0-0 0/0 13:49	0-0 1/1 17:42		0-1 2/0 16:40
Mar 8	Vs EDM	0-0 3/1 18:23	0-3 1/3 21:20	DND	0-0 0/0 21:16		0-1 1/1 18:57
Mar 9	Vs MIN	0-0 3/0 17:30	0-1 4/0 26:49	DND	0-0 1/0 24:29		0-0 2/0 19:10
Mar 12	@ DAL	0-0 1/1 14:08	1-0 2/0 22:51	DND	0-0 1/0 19:29		0-0 0/0 18:48
Mar 14	@ VAN	0-0 3/4 18:08	0-0 6/0 26:52	DND	0-0 1/2 15:05		0-0 1/1 18:46
Mar 15	@ CGY	0-0 1/0 16:23	0-1 1/2 24:09	DND	0-0 0/1 22:03		0-0 1/1 18:52
Mar 17	@ EDM	0-0 1/0 15:02	1-0 2/0 25:19	0-0 1/1 14:07	0-0 1/0 19:27		0-0 4/0 20:13
Mar 19	@ CBJ	0-0 3/0 16:18	0-2 3/2 22:52	0-0 3/1 17:39	0-0 2/1 20:04		0-0 0/0 19:40
Mar 21	Vs CGY	0-0 1/0 14:46	0-0 3/1 26:19	0-0 0/0 13:48	0-2 0/3 19:49		1-2 3/1 18:10
Mar 23	Vs CBJ	DND	1-0 1/0 25:23	0-1 1/2 12:15	0-0 0/0 22:46		0-2 2/1 16:26
Mar 25	Vs EDM	MIL	0-0 1/0 27:43	0-0 2/1 11:22	1-0 3/1 21:17		0-2 2/1 19:30
Mar 28	Vs PHX	MIL	1-0 7/2 30:23	0-1 1/0 18:09	0-0 0/0 12:27		0-1 2/1 18:03
Mar 30	@ COL	MIL	0-0 1/1 27:43	0-0 0/0 13:13	0-0 1/1 19:18		0-0 2/1 19:11
Apr 1	@ CHI	MIL	0-0 0/1 31:05	0-0 0/2 10:07	0-1 3/1 23:58	Acquired from WSH, 4/3/13	0-0 2/0 22:31
Apr 2	Vs COL	MIL	0-1 5/1 26:49	0-0 0/0 10:45	0-1 1/0 23:19		0-0 3/1 18:56
Apr 4	Vs CBJ	0-0 4/1 20:31	0-0 3/1 25:47	0-0 0/1 13:34	1-0 6/0 23:16	Traded to SWE	
Apr 6	Vs CHI	MIL	0-0 4/0 29:00	0-0 0/1 14:17	0-0 1/0 17:42	SWE	WSH, 4/3/13
Apr 7	@ CHI	MIL	1-1 1/1 24:50	0-0 1/1 13:21	0-0 2/1 23:21	SWE	
Apr 9	Vs STL	MIL	0-0 1/1 24:58	0-0 0/0 13:12	0-0 0/0 21:58	SWE	
Apr 12	Vs DAL	MIL	0-0 2/1 25:34	0-0 0/0 14:17	0-0 1/1 21:34	SWE	
Apr 14	Vs DET	MIL	0-0 2/2 27:37	0-0 0/0 13:22	0-0 2/1 20:38	0-0 2/2 18:37	
Apr 15	Vs VAN	MIL	0-0 3/1 24:58	0-0 2/1 17:51	INJ	0-0 4/2 13:10	
Apr 19	@ CHI	MIL	0-1 5/0 26:48	0-0 1/0 13:48	0-1 1/1 21:22	0-0 1/0 14:37	
Apr 23	Vs CGY	MIL	0-2 2/0 23:29	0-0 0/1 14:49	0-1 0/1 23:55	0-1 3/1 15:52	
Apr 25	@ DET	MIL	0-1 2/0 27:39	0-0 1/1 13:28	0-0 1/2 20:00	MIL	
Apr 27	@ CBJ	MIL	1-0 2/1 22:13	0-0 3/0 16:49	0-0 0/0 22:35	0-0 4/2 15:07	

PLAYER GAME-BY-GAME

DATE	OPP	LEGWAND #11	FISHER #12	SPALING #13	SMITH #15	CLUNE #16	MUELLER #17
Jan 19	Vs CBJ	0-0 0/0 17:41	0-0 3/0 20:34	0-0 3/0 15:35	0-0 3/0 10:41	DND	MIL
Jan 21	Vs STL	0-0 0/0 18:15	1-1 3/0 23:29	0-0 1/1 17:41	0-0 1/0 13:40	0-0 0/0 4:53	MIL
Jan 22	@ MIN	1-0 3/0 17:45	0-0 3/0 22:25	1-1 3/2 17:39	0-0 0/1 6:17	0-0 0/0 3:32	MIL
Jan 24	@ STL	0-0 0/0 16:17	0-0 1/1 19:34	0-0 0/0 15:53	0-0 1/0 11:58	0-0 0/0 7:01	MIL
Jan 26	@ ANA	1-0 5/1 20:06	0-0 1/2 23:04	0-0 1/1 16:10	0-0 0/0 4:02	0-0 1/0 5:38	MIL
Jan 28	@ PHX	0-0 1/1 16:50	0-0 2/0 19:35	0-0 0/2 16:05	0-0 0/0 13:19	0-0 0/0 5:41	MIL
Jan 31	@ L.A.	0-1 1/1 18:10	0-0 0/0 22:49	0-0 1/0 17:41	0-0 0/0 13:31	0-0 0/0 5:48	MIL
Feb 2	@ S.J.	0-0 2/0 22:21	0-0 2/1 21:49	0-0 0/0 17:22	0-0 5/0 13:08	0-0 1/0 4:59	MIL
Feb 5	@ STL	0-0 1/2 14:58	0-0 0/1 19:46	1-0 1/1 15:30	0-0 1/1 14:42	1-0 (W) 1/1 7:37	MIL
Feb 7	Vs L.A.	0-1 0/1 16:31	0-1 1/0 18:25	0-0 1/0 20:19	0-0 0/0 15:19	0-0 0/0 7:39	MIL
Feb 9	@ MIN	0-0 0/0 20:05	0-0 4/0 22:35	0-0 1/1 16:11	0-1 3/0 11:03	0-0 0/0 6:21	MIL
Feb 10	Vs CHI	0-0 3/1 15:31	0-0 2/1 20:04	0-0 0/1 16:46	0-0 1/1 17:07	0-0 0/0 11:48	MIL
Feb 12	Vs S.J.	0-1 1/1 18:38	0-0 2/0 20:58	0-0 0/0 15:53	0-0 1/0 12:40	0-0 0/0 5:11	MIL
Feb 14	Vs PHX	0-0 1/0 18:27	1-0 4/1 17:06	1-0 3/1 14:44	0-0 4/0 11:26	0-0 1/0 11:32	MIL
Feb 16	Vs ANA	1-0 6/2 19:23	0-0 1/1 19:58	0-0 3/0 15:05	0-0 2/0 17:23	0-0 2/0 7:11	MIL
Feb 18	@ COL	0-0 1/0 18:49	1-1 5/1 21:36	0-0 0/1 12:58	0-1 0/1 2 15:55	0-0 1/1 8:08	MIL
Feb 19	Vs DET	0-0 0/0 17:03	0-1 2/2 18:02	0-0 1/0 10:17	1-0 2/1 15:43	0-0 0/0 7:43	MIL
Feb 22	Vs VAN	0-0 0/0 16:01	0-0 1/0 20:29	0-0 0/1 12:34	0-0 2/0 12:33	0-0 1/0 8:50	MIL
Feb 23	@ DET	0-0 1/2 16:46	0-0 2/0 16:18	0-0 0/2 11:43	0-0 6/0 17:55	0-0 4/0 16:14	MIL
Feb 25	Vs DAL	0-1 2/0 16:49	1-0 2/2 19:06	0-0 0/0 14:01	1-0 4/0 14:01	0-1 1/0 10:24	MIL
Feb 27	@ ANA	0-0 2/1 15:48	0-0 2/1 15:37	0-0 1/1 15:49	1-0 3/1 14:31	0-1 1/1 11:33	MIL
Mar 2	@ S.J.	0-0 1/0 16:34	0-0 1/0 20:55	0-1 0/1 14:56	0-0 2/0 12:09	0-0 0/0 7:49	MIL
Mar 4	@ L.A.	0-0 0/1 18:31	0-0 1/0 16:39	0-0 1/1 16:16	0-0 2/2 13:20	0-0 1/0 8:20	MIL
Mar 8	Vs EDM	1-0 2/1 15:30	0-2 2/2 16:07	DND	0-1 3/0 14:35	1-0 3/1 12:39	MIL
Mar 9	Vs MIN	1-0 1/0 16:18	0-0 1/0 20:37	0-0 0/0 16:28	0-0 1/0 13:35	0-0 1/0 10:18	MIL
Mar 12	@ DAL	0-2 1/0 16:49	0-0 0/0 16:20	1-0 (W) 2/1 15:59	0-2 2/1 16:15	1-0 1/1 7:10	MIL
Mar 14	@ VAN	0-1 2/1 20:15	1-0 2/1 18:04	1-0 2/1 13:27	0-0 4/2 17:09	0-0 0/2 6:49	DND
Mar 15	@ CGY	1-0 3/0 17:06	1-0 3/1 20:01	0-1 0/0 16:34	0-0 2/2 17:43	0-0 0/1 17:26	0-0 1/1 7:08
Mar 17	@ EDM	0-0 3/2 21:43	0-1 2/1 21:25	0-0 3/1 17:54	0-1 1/2 19:35	0-0 1/0 6:09	DND
Mar 19	@ CBJ	0-1 4/0 19:46	1-0 1/0 20:49	0-0 1/1 14:57	0-0 2/1 7:40	0-1 3/0 9:19	1-0 2/1 9:13
Mar 21	Vs CGY	0-0 0/2 19:14	2-0 2/2 19:56	1-0 (W) 1/2 16:18	DND	0-1 2/2 12:20	0-0 0/0 6:41
Mar 23	Vs CBJ	1-0 (W) 1/2 18:52	0-1 1/1 17:13	0-0 1/0 18:07	MIL	0-0 0/0 3:14	0-1 0/1 13:28
Mar 25	Vs EDM	0-0 1/0 17:35	0-1 1/1 19:42	0-0 0/0 15:29	MIL	0-0 1/0 10:12	1-0 (W) 2/1 10:19
Mar 28	Vs PHX	1-1 2/1 16:24	0-1 1/2 19:08	0-0 3/0 15:55	MIL	1-0 2/0 12:06	0-0 2/1 9:52
Mar 30	@ COL	0-0 3/0 20:07	INJ	0-0 3/0 10:54	0-0 1/0 14:30	0-0 1/0 7:50	DND
Apr 1	@ CHI	1-1 2/1 19:27	INJ	0-0 1/1 15:50	0-0 2/0 13:17	0-0 2/0 12:05	MIL
Apr 2	Vs COL	1-1 (W) 3/2 19:49	INJ	0-0 1/1 15:28	0-0 0/0 13:26	0-0 2/0 9:21	0-0 2/0 9:01
Apr 4	Vs CBJ	0-1 2/1 19:23	0-0 2/1 16:37	0-0 3/1 14:54	0-0 3/1 15:17	0-0 0/0 10:45	0-0 1/0 8:31
Apr 6	Vs CHI	0-0 2/0 21:08	0-0 1/0 17:25	0-0 2/0 16:35	0-0 0/1 14:30	0-0 0/1 10:09	0-0 1/0 10:29
Apr 7	@ CHI	1-0 2/1 20:27	INJ	1-1 2/1 17:08	0-0 1/3 13:24	0-0 1/1 13:04	0-0 0/0 11:37
Apr 9	Vs STL	0-0 0/1 20:42	INJ	0-0 0/0 17:48	0-0 3/0 15:27	0-0 2/0 15:19	0-0 0/0 10:39
Apr 12	Vs DAL	0-0 1/1 22:05	INJ	0-0 0/0 15:30	0-0 2/0 12:25	0-0 0/1 13:43	0-0 1/1 13:46
Apr 14	Vs DET	0-0 0/2 21:50	INJ	0-0 2/1 16:21	0-0 0/0 15:11	0-0 0/0 11:00	0-0 2/1 11:20
Apr 15	Vs VAN	0-0 6/3 17:35	INJ	1-0 2/1 15:48	0-0 4/1 13:25	0-0 3/0 12:22	0-0 2/0 14:37
Apr 19	@ CHI	0-0 1/1 18:00	INJ	0-0 0/3 17:43	0-0 0/2 14:55	0-0 3/1 14:42	0-1 2/1 12:18
Apr 23	Vs CGY	1-0 3/1 17:50	INJ	1-0 4/1 16:37	0-1 2/1 13:28	0-0 2/1 14:03	0-1 2/1 13:35
Apr 25	@ DET	0-0 1/2 21:18	1-1 3/1 18:53	0-0 1/1 18:16	1-1 3/1 15:26	0-1 0/1 13:34	0-0 2/2 10:14
Apr 27	@ CBJ	0-1 0/1 18:16	0-0 1/0 16:53	0-0 2/0 18:38	0-0 4/0 16:06	0-0 1/0 13:53	0-0 0/1 9:55

Skaters: Goals-Assists (Game-Winning) Shots (+/-) TOI DND: Did Not Dress DNP: Did not play INJ: Injured MIL: Milwaukee (AHL) SUS: Suspended

PLAYER GAME-BY-GAME

DATE	OPP	YIP #18	BUTLER #19	HANNAN #22	BOYCHUK #23	MCGRATTAN #23	HALLSCHUK #24
Jan 19	Vs CBJ	0-0 1/0 12:56		0-0 1/0 20:33		0-0 0/0 6:34	0-0 0/1 16:39
Jan 21	Vs STL	0-0 0/0 9:05		0-0 3/2 23:11		0-0 0/0 6:20	0-0 2/0 16:06
Jan 22	@ MIN	0-1 2/1 16:16		0-0 1/1 20:42		DND	0-0 0/0 5:31
Jan 24	@ STL	0-0 2/0 15:53		0-0 1/1 20:58		DND	0-0 0/0 10:34
Jan 26	@ ANA	1-0 1/2 15:04		0-0 1/0 19:50		DND	DND
Jan 28	@ PHX	0-0 1/2 10:56		0-0 0/2 20:23		DND	0-0 1/0 8:50
Jan 31	@ L.A.	1-0 2/1 12:12		0-0 0/0 24:48		DND	0-0 0/0 6:44
Feb 2	@ S.J.	0-0 1/0 18:42		0-0 0/0 25:41		DND	0-0 0/0 12:40
Feb 5	@ STL	0-1 2/1 14:45		0-0 1/2 20:24		DND	DND
Feb 7	Vs L.A.	0-1 0/1 15:30		0-0 0/0 22:46		DND	DND
Feb 9	@ MIN	0-0 0/0 12:23		0-0 1/0 20:30		DND	DND
Feb 10	Vs CHI	0-0 1/1 16:33		0-0 1/2 19:27		DND	DND
Feb 12	Vs S.J.	0-0 2/0 10:47		0-0 0/0 21:32		DND	0-0 2/0 11:35
Feb 14	Vs PHX	0-0 0/0 10:21		0-0 1/1 20:32		DND	0-1 0/1 11:26
Feb 16	Vs ANA	DND		0-0 0/1 19:02		MIL	0-0 1/1 13:32
Feb 18	@ COL	DND		0-0 0/1 15:15		MIL	0-0 2/0 10:04
Feb 19	Vs DET	0-0 1/2 11:56		0-1 1/0 20:37		MIL	0-0 0/0 10:42
Feb 22	Vs VAN	0-0 1/0 13:00		0-0 1/1 20:54		MIL	0-0 2/1 10:23
Feb 23	@ DET	DND		0-0 0/2 20:45		MIL	0-0 1/2 11:44
Feb 25	Vs DAL	0-0 0/0 9:42		0-0 3/0 17:15		MIL	0-0 1/0 10:36
Feb 27	@ ANA	0-0 0/1 11:33	Claimed on waivers	0-0 1/1 20:11		MIL	DND
Mar 2	@ S.J.	0-0 0/0 1:08	from N.J. 3/4/13	0-0 0/0 19:18	Claimed on waivers	Traded to	DND
Mar 4	@ L.A.	INJ	DND	0-0 0/0 18:53	from PIT. 3/5/13	CGY. 2/28/13	0-0 1/0 8:53
Mar 8	Vs EDM	INJ	0-0 3/0 14:10	0-0 1/1 17:11	1-0 4/1 15:54		MIL
Mar 9	Vs MIN	INJ	0-0 0/0 11:23	0-0 0/0 21:18	0-0 2/0 13:20		MIL
Mar 12	@ DAL	0-0 0/0 9:45	0-0 2/0 15:02	0-0 1/1 19:37	DND		0-1 3/1 11:44
Mar 14	@ VAN	0-0 1/3 10:21	0-0 2/0 15:15	0-0 1/3 14:31	0-1 1/1 13:43		1-1 4/2 13:47
Mar 15	@ CGY	0-0 0/1 10:26	0-0 0/1 14:00	0-0 0/1 15:27	0-0 0/0 13:34		0-1 2/0 14:21
Mar 17	@ EDM	0-0 2/0 14:28	0-1 2/1 11:26	0-0 0/0 3:52	DND		0-0 1/0 15:00
Mar 19	@ CBJ	0-1 4/2 17:28	DND	INJ	0-0 1/1 12:00		0-0 0/0 13:45
Mar 21	Vs CGY	1-0 3/2 15:27	0-1 1/1 6:14	INJ	Claimed on waivers		0-0 0/0 6:54
Mar 23	Vs CBJ	0-0 0/0 13:15	0-2 1/1 12:23	INJ	by CAR. 3/21/13		1-0 4/1 13:56
Mar 25	Vs EDM	0-1 0/1 10:48	0-0 1/1 10:33	INJ			DND
Mar 28	Vs PHX	0-0 1/2 13:18	0-0 1/2 9:15	DND			DND
Mar 30	@ COL	0-0 2/0 11:33	DND	INJ			0-0 2/0 10:40
Apr 1	@ CHI	0-0 1/2 9:53	DND	INJ			0-0 0/1 11:36
Apr 2	Vs COL	0-0 0/0 7:11	DND	INJ			0-0 2/0 8:28
Apr 4	Vs CBJ	0-0 2/0 10:34	DND	Traded to S.J. 4/3/13			0-0 3/0 8:35
Apr 6	Vs CHI	0-0 1/0 11:32	0-0 3/1 8:59				0-0 0/0 11:09
Apr 7	@ CHI	0-0 1/0 4:41	0-0 0/0 9:44				0-1 0/2 16:29
Apr 9	Vs STL	INJ	0-0 0/0 8:51				0-0 2/0 15:38
Apr 12	Vs DAL	INJ	1-0 4/1 8:38				0-0 2/1 15:41
Apr 14	Vs DET	INJ	0-0 0/0 9:40				0-0 2/0 13:15
Apr 15	Vs VAN	INJ	1-0 1/1 12:45				0-0 4/0 14:48
Apr 19	@ CHI	INJ	1-1 2/2 14:11				2-1 4/3 16:49
Apr 23	Vs CGY	INJ	0-1 2/0 14:04				1-0 (W) 3/1 14:08
Apr 25	@ DET	INJ	0-0 3/2 10:26				0-0 0/1 9:11
Apr 27	@ CBJ	INJ	0-0 0/0 10:40				INJ

PLAYER GAME-BY-GAME

DATE	OPP	HORNQVIST #27	GAUSTAD #28	WILSON #33	EKHOLM #42	HENDERSON #46	BANG #50
Jan 19	Vs CBJ	0-1 3/0 14:48	0-0 3/1 13:52	0-0 3/1 19:32	MIL	MIL	MIL
Jan 21	Vs STL	1-2 3/1 17:54	INJ	1-0 2/-1 20:02	MIL	MIL	MIL
Jan 22	@ MIN	0-0 4/0 13:48	INJ	0-0 1/1 15:08	MIL	MIL	MIL
Jan 24	@ STL	0-0 2/0 14:52	INJ	0-0 2/0 15:19	MIL	MIL	MIL
Jan 26	@ ANA	0-0 4/0 14:00	0-0 2/1 15:08	0-0 0/-1 15:51	MIL	MIL	MIL
Jan 28	@ PHX	INJ	0-0 0/-2 14:54	0-0 2/0 18:10	MIL	MIL	MIL
Jan 31	@ L.A.	INJ	0-0 0/0 12:29	0-0 0/0 16:13	MIL	MIL	MIL
Feb 2	@ S.J.	INJ	0-0 1/0 15:48	0-1 2/1 15:12	MIL	MIL	MIL
Feb 5	@ STL	INJ	0-2 2/1 19:18	0-3 1/3 14:46	MIL	MIL	MIL
Feb 7	Vs L.A.	INJ	0-0 1/1 14:23	2-0 2/1 15:08	MIL	MIL	MIL
Feb 9	@ MIN	INJ	1-0 2/1 15:47	0-0 0/0 22:01	MIL	MIL	MIL
Feb 10	Vs CHI	INJ	0-0 3/0 12:57	0-0 1/1 16:43	MIL	MIL	MIL
Feb 12	Vs S.J.	INJ	0-0 2/0 15:25	1-0 (W) 1/1 15:43	MIL	MIL	MIL
Feb 14	Vs PHX	INJ	0-0 2/0 16:43	0-1 0/1 17:16	MIL	MIL	MIL
Feb 16	Vs ANA	INJ	0-0 1/1 15:53	0-1 3/1 19:24	MIL	MIL	MIL
Feb 18	@ COL	0-1 12/1 17:58	0-0 0/0 0:58	1-1 1/1 18:07	MIL	MIL	MIL
Feb 19	Vs DET	0-0 4/2 15:32	INJ	0-2 0/-2 17:55	MIL	MIL	MIL
Feb 22	Vs VAN	0-0 4/0 17:33	INJ	0-0 1/0 17:17	MIL	MIL	MIL
Feb 23	@ DET	0-0 3/0 16:55	INJ	0-0 1/1 18:07	MIL	MIL	MIL
Feb 25	Vs DAL	1-1 3/0 14:37	INJ	0-1 0/1 13:44	MIL	MIL	MIL
Feb 27	@ ANA	0-0 5/1 15:43	0-0 0/-1 14:46	0-0 0/-1 12:36	MIL	MIL	MIL
Mar 2	@ S.J.	0-0 3/0 18:43	0-0 3/0 13:56	0-0 0/0 19:29	MIL	MIL	MIL
Mar 4	@ L.A.	0-0 3/0 15:54	0-0 1/0 12:56	0-0 0/0 16:27	MIL	MIL	MIL
Mar 8	Vs EDM	1-0 (W) 1/0 7:22	0-1 1/1 14:25	2-2 3/2 18:50	MIL	MIL	MIL
Mar 9	Vs MIN	INJ	0-0 1/0 19:47	0-0 0/0 5:10	MIL	MIL	MIL
Mar 12	@ DAL	INJ	0-0 0/0 10:45	INJ	MIL	MIL	MIL
Mar 14	@ VAN	INJ	INJ	INJ	MIL	MIL	MIL
Mar 15	@ CGY	INJ	INJ	INJ	MIL	MIL	MIL
Mar 17	@ EDM	INJ	INJ	INJ	MIL	MIL	MIL
Mar 19	@ CBJ	INJ	INJ	INJ	MIL	MIL	MIL
Mar 21	Vs CGY	INJ	INJ	INJ	MIL	MIL	MIL
Mar 23	Vs CBJ	INJ	INJ	INJ	MIL	MIL	MIL
Mar 25	Vs EDM	0-0 2/0 13:20	INJ	INJ	MIL	MIL	MIL
Mar 28	Vs PHX	0-1 4/0 16:02	INJ	INJ	MIL	MIL	MIL
Mar 30	@ COL	0-0 5/0 15:24	0-0 2/0 17:35	INJ	MIL	MIL	MIL
Apr 1	@ CHI	0-1 2/2 15:08	0-0 5/0 24:19	INJ	MIL	MIL	MIL
Apr 2	Vs COL	1-1 5/1 18:48	1-0 2/0 20:49	INJ	MIL	MIL	MIL
Apr 4	Vs CBJ	0-1 2/1 19:12	0-0 1/1 17:13	INJ	MIL	MIL	MIL
Apr 6	Vs CHI	0-0 2/0 19:36	INJ	INJ	MIL	MIL	MIL
Apr 7	@ CHI	0-0 6/-2 19:17	INJ	INJ	MIL	MIL	MIL
Apr 9	Vs STL	0-0 2/1 19:11	INJ	INJ	MIL	MIL	0-0 1/0 8:30
Apr 12	Vs DAL	0-1 3/1 17:47	INJ	INJ	MIL	MIL	0-1 2/-1 10:00
Apr 14	Vs DET	INJ	INJ	INJ	MIL	MIL	0-0 1/0 11:15
Apr 15	Vs VAN	INJ	INJ	INJ	0-0 0/-1 16:05	MIL	0-1 4/1 14:50
Apr 19	@ CHI	INJ	INJ	INJ	MIL	1-0 1/1 12:57	0-0 3/-2 14:49
Apr 23	Vs CGY	INJ	INJ	INJ	MIL	0-0 0/0 14:24	0-0 2/0 12:56
Apr 25	@ DET	INJ	INJ	INJ	MIL	0-0 1/-1 14:42	0-0 0/0 15:35
Apr 27	@ CBJ	INJ	INJ	INJ	MIL	0-0 1/-1 16:43	0-0 0/0 15:17

Skaters: Goals-Assists (Game-Winning) Shots (+/-) TOI DND: Did Not Dress DNP: Did not play INJ: Injured MIL: Milwaukee (AHL) SUS: Suspended

PLAYER GAME-BY-GAME

DATE	OPP	WATSON #52	BECK #56	BOURQUE #57	JOSI #59	BARTLEY #64	RASK #72
Jan 19	Vs CBJ	MIL	MIL	MIL	0-0 3/0 27:30	DND	FIN
Jan 21	Vs STL	MIL	MIL	MIL	0-0 1/0 25:19	MIL	FIN
Jan 22	@ MIN	MIL	MIL	0-0 0/1 14:15	0-0 1/0 25:54	MIL	FIN
Jan 24	@ STL	MIL	MIL	0-0 0/1 14:43	0-0 1/0 23:10	MIL	FIN
Jan 26	@ ANA	MIL	MIL	0-1 0/1 16:18	0-0 1/1 26:58	MIL	FIN
Jan 28	@ PHX	MIL	MIL	0-0 0/1 14:19	0-0 5/1 21:07	MIL	FIN
Jan 31	@ L.A.	MIL	MIL	0-1 1/1 15:38	0-0 2/1 20:39	MIL	FIN
Feb 2	@ S.J.	MIL	MIL	0-0 0/0 20:50	0-0 2/1 21:27	MIL	FIN
Feb 5	@ STL	MIL	MIL	1-0 1/1 13:16	0-1 1/1 17:35	MIL	FIN
Feb 7	Vs L.A.	MIL	MIL	1-0 (W) 4/1 16:06	0-0 1/2 15:21	MIL	FIN
Feb 9	@ MIN	MIL	MIL	0-0 0/0 12:53	0-0 3/1 20:11	MIL	FIN
Feb 10	Vs CHI	MIL	MIL	0-0 0/1 15:44	0-0 0/2 18:23	MIL	FIN
Feb 12	Vs S.J.	MIL	MIL	0-0 2/0 13:33	0-0 2/0 21:00	MIL	FIN
Feb 14	Vs PHX	MIL	MIL	1-0 (W) 4/1 12:15	0-0 1/0 19:36	MIL	FIN
Feb 16	Vs ANA	MIL	MIL	0-0 1/0 17:34	0-1 0/1 23:28	MIL	FIN
Feb 18	@ COL	MIL	MIL	0-0 0/1 16:36	0-0 2/0 25:45	MIL	FIN
Feb 19	Vs DET	MIL	MIL	1-0 2/2 16:24	1-0 1/1 23:55	MIL	FIN
Feb 22	Vs VAN	MIL	MIL	0-0 0/1 17:55	0-0 2/0 22:39	MIL	FIN
Feb 23	@ DET	MIL	MIL	0-0 2/0 14:06	0-0 2/0 22:25	MIL	FIN
Feb 25	Vs DAL	MIL	MIL	0-0 2/0 14:48	2-2 (W) 6/3 24:01	MIL	FIN
Feb 27	@ ANA	MIL	MIL	0-0 1/1 14:16	0-0 0/3 24:39	MIL	FIN
Mar 2	@ S.J.	MIL	MIL	1-0 4/1 14:16	0-0 2/1 24:32	MIL	FIN
Mar 4	@ L.A.	MIL	MIL	1-0 2/0 16:15	0-0 2/1 21:03	MIL	FIN
Mar 8	Vs EDM	MIL	MIL	0-0 3/2 17:28	0-0 3/3 17:30	0-0 0/0 19:15	FIN
Mar 9	Vs MIN	MIL	MIL	0-0 2/0 16:27	0-0 3/0 23:29	0-0 2/0 15:18	FIN
Mar 12	@ DAL	MIL	MIL	1-0 2/0 18:57	0-0 2/0 23:08	0-0 1/0 17:06	FIN
Mar 14	@ VAN	MIL	MIL	1-0 1/1 16:38	0-0 1/1 27:06	0-0 0/2 14:20	FIN
Mar 15	@ CGY	MIL	MIL	1-0 3/2 18:31	0-2 1/1 23:03	0-0 2/1 19:03	FIN
Mar 17	@ EDM	MIL	MIL	0-0 3/1 18:19	1-1 3/1 23:21	0-0 1/0 15:42	FIN
Mar 19	@ CBJ	MIL	0-0 2/0 14:49	1-0 2/1 16:42	0-1 1/1 22:31	0-0 1/1 20:36	FIN
Mar 21	Vs CGY	MIL	0-0 4/1 13:52	0-0 1/1 19:40	0-2 1/1 26:44	0-1 0/3 19:05	FIN
Mar 23	Vs CBJ	MIL	1-1 4/2 12:49	0-2 1/2 17:39	1-0 4/0 23:32	0-0 0/0 20:34	FIN
Mar 25	Vs EDM	MIL	0-0 3/0 15:07	0-0 3/0 15:19	0-0 1/0 24:56	0-1 0/1 18:46	FIN
Mar 28	Vs PHX	MIL	0-1 2/1 14:20	1-1 1/1 14:54	0-1 6/2 23:02	0-0 2/1 17:33	FIN
Mar 30	@ COL	MIL	0-0 3/0 15:54	0-0 2/0 21:13	0-0 4/0 27:33	0-0 0/0 20:36	FIN
Apr 1	@ CHI	MIL	1-0 3/2 11:36	0-0 0/0 4:31	0-0 1/0 28:14	0-1 0/1 22:12	FIN
Apr 2	Vs COL	MIL	0-2 3/1 17:23	INJ	0-0 6/1 24:16	0-0 2/0 22:17	FIN
Apr 4	Vs CBJ	MIL	0-0 0/1 18:34	INJ	0-0 6/1 25:13	INJ	FIN
Apr 6	Vs CHI	MIL	0-0 0/0 20:04	INJ	0-0 1/0 27:54	0-0 2/0 19:16	FIN
Apr 7	@ CHI	0-0 1/2 13:47	0-0 1/1 19:32	INJ	0-0 0/0 22:24	0-0 0/2 23:47	FIN
Apr 9	Vs STL	0-0 0/0 12:08	0-0 1/1 19:05	INJ	0-0 2/1 24:22	0-0 1/0 21:43	MIL
Apr 12	Vs DAL	0-0 0/1 11:23	1-0 4/1 16:37	INJ	0-1 3/2 22:54	0-1 1/1 19:54	MIL
Apr 14	Vs DET	0-0 1/0 11:13	0-0 7/2 20:22	INJ	0-0 1/2 24:54	0-0 0/1 19:26	MIL
Apr 15	Vs VAN	0-0 0/0 14:38	0-0 1/3 15:35	INJ	0-0 0/1 23:31	0-1 1/1 20:28	MIL
Apr 19	@ CHI	MIL	0-0 1/0 11:51	INJ	0-0 1/0 27:35	0-2 0/1 20:09	MIL
Apr 23	Vs CGY	1-0 2/1 13:05	INJ	INJ	0-1 2/0 19:28	0-0 1/1 22:54	MIL
Apr 25	@ DET	MIL	INJ	INJ	0-0 2/0 26:25	0-0 1/1 17:24	0-0 0/2 6:36
Apr 27	@ CBJ	MIL	INJ	INJ	0-0 0/1 22:21	0-0 1/0 21:37	0-1 0/1 9:25

PLAYER GAME-BY-GAME

DATE	OPP	KOSTITSYN #74	GILL #75	MASON #30	RINNE #35
Jan 19	Vs CBJ	0-2 0/1 19:06	0-0 0/1 18:15	DNP	2/280 65
Jan 21	Vs STL	0-0 0/0 15:35	0-0 0/1 11:19	DNP	3/390 65
Jan 22	@ MIN	0-0 2/0 17:05	0-0 1/0 13:03	1/30W 60	DNP
Jan 24	@ STL	0-0 0/0 15:36	0-0 0/0 13:53	DNP	3/24L 60
Jan 26	@ ANA	0-0 0/1 17:02	0-0 0/1 16:35	DNP	2/220 65
Jan 28	@ PHX	0-0 0/1 14:24	0-0 0/0 16:53	DNP	4/25L 60
Jan 31	@ L.A.	0-0 0/0 16:35	0-0 0/0 15:58	DNP	1/24W 65
Feb 2	@ S.J.	1-0 1/1 17:57	0-0 0/0 9:33	DNP	1/27W 65
Feb 5	@ STL	0-0 0/1 18:48	0-0 0/0 13:38	DNP	1/32W 60
Feb 7	Vs L.A.	0-0 0/1 16:30	0-0 0/0 15:23	DNP	0/32W 60
Feb 9	@ MIN	0-0 3/1 17:44	0-0 0/1 10:56	2/320 64	DNP
Feb 10	Vs CHI	0-0 0/1 16:40	0-0 1/0 8:06	DNP	3/27L 60
Feb 12	Vs S.J.	0-0 0/0 16:24	DND	DNP	0/25W 62
Feb 14	Vs PHX	0-0 0/0 12:45	DND	DNP	0/19W 60
Feb 16	Vs ANA	0-1 0/0 17:03	0-0 0/0 9:37	DNP	2/220 65
Feb 18	@ COL	1-1 4/3 17:33	DND	6/78L 33	0/10 24
Feb 19	Vs DET	0-1 1/1 17:37	DND	DNP	3/29W 60
Feb 22	Vs VAN	0-0 0/0 14:20	0-0 1/0 13:41	DNP	1/24L 59
Feb 23	@ DET	0-0 0/0 18:21	0-0 1/1 4:07	DNP	4/27L 60
Feb 25	Vs DAL	0-2 0/1 14:55	INJ	DNP	4/24W 60
Feb 27	@ ANA	0-0 0/1 15:04	INJ	0/7 20	5/21L 40
Mar 2	@ S.J.	0-0 0/0 14:57	INJ	DNP	2/39L 59
Mar 4	@ L.A.	0-0 0/2 17:31	INJ	0/3 9	5/13L 51
Mar 8	Vs EDM	0-1 0/1 19:12	INJ	DNP	0/24W 60
Mar 9	Vs MIN	0-1 1/0 18:00	INJ	DNP	1/290 65
Mar 12	@ DAL	0-0 0/0 18:07	INJ	DNP	0/32W 60
Mar 14	@ VAN	0-0 0/0 16:12	INJ	2/9L 34	4/12 26
Mar 15	@ CGY	DND	INJ	3/19L 51	2/2 8
Mar 17	@ EDM	0-0 0/0 16:40	INJ	DNP	3/21L 57
Mar 19	@ CBJ	DND	INJ	DNP	4/31L 58
Mar 21	Vs CGY	0-0 1/2 17:17	INJ	DNP	3/22W 60
Mar 23	Vs CBJ	0-0 3/1 14:37	0-0 0/2 15:30	DNP	2/23W 60
Mar 25	Vs EDM	1-1 2/1 15:40	0-0 1/1 16:11	DNP	2/26W 60
Mar 28	Vs PHX	0-0 0/2 16:10	0-0 0/1 11:04	3/9L 16	4/20 44
Mar 30	@ COL	0-0 1/1 14:57	0-0 1/0 13:17	DNP	1/240 61
Apr 1	@ CHI	0-0 3/0 22:07	0-0 0/1 14:24	DNP	2/400 65
Apr 2	Vs COL	0-0 1/1 15:20	0-0 0/0 12:34	DNP	1/26W 60
Apr 4	Vs CBJ	0-0 1/2 17:54	0-0 0/0 11:59	DNP	3/38L 58
Apr 6	Vs CHI	0-0 0/0 17:46	0-0 0/1 11:51	DNP	1/30L 59
Apr 7	@ CHI	0-1 3/2 19:25	0-0 0/1 12:17	DNP	4/39L 59
Apr 9	Vs STL	0-0 0/0 15:15	0-0 0/0 14:07	DNP	1/26L 59
Apr 12	Vs DAL	0-0 2/0 15:15	0-0 0/1 15:47	5/78L 60	DNP
Apr 14	Vs DET	0-0 0/2 16:24	0-0 0/0 14:13	DNP	2/31L 59
Apr 15	Vs VAN	0-1 1/0 16:59	0-0 0/1 17:07	DNP	5/24L 60
Apr 19	@ CHI	0-0 1/3 16:03	0-0 0/0 12:02	DNP	5/300 61
Apr 23	Vs CGY	0-0 1/1 16:16	0-0 1/1 15:25	DNP	3/18W 60
Apr 25	@ DET	0-0 1/1 19:08	0-0 0/2 15:04	5/38L 60	DNP
Apr 27	@ CBJ	0-0 0/0 14:50	0-0 1/0 14:30	2/46L 59	DNP

Skaters: Goals-Assists (Game-Winning) Shots (+/-) TOI DND: Did Not Dress DNP: Did not play INJ: Injured MIL: Milwaukee (AHL) SUS: Suspended

MAN-GAMES LOST

PLAYER	DATE OF INJURY/SUSP.	TYPE OF INJURY	DATES MISSED	GAMES MISSED
Bartley	4/3/13	Illness	4/4	1
Beck	4/19/13	Upper-body Injury	4/23-4/27	3
Bourque	4/1/13	Lower-body Injury	4/2-4/27	12
Erat	2/2/13	Lower-body Injury	2/2	1
Fisher	3/28/13	Arm injury	3/30-4/2, 4/7-4/23	10
Gaustad	1/19/13	Upper-body Injury	1/21-1/24	3
	2/18/13	Upper-body Injury	2/19-2/25	4
	3/12/13	Upper-body Injury	3/14-3/28	8
	4/4/13	Upper-body Injury	4/6-4/27	10
Gill	2/23/13	Lower-body Injury	2/25-3/21	12
Halischuk	4/25/13	Upper-body Injury	4/27	1
Hannan	3/17/13	Upper-body Injury	3/19-3/25, 3/30-4/2	7
Hornqvist	1/26/13	Knee Sprain	1/28-2/16	10
	3/8/13	Upper-body Injury	3/9-3/23, 4/14-4/27	13
Klein	4/14/13	Lower-body Injury	4/15	1
Wilson	3/9/13	Upper-body Injury	3/12-4/27	23
Yip	3/2/13	Upper-body Injury	3/4-3/9	3
	4/7/13	Lower-body Injury	4/9-4/27	8
TOTAL MAN-GAMES LOST DUE TO INJURY OR ILLNESS:				130
TOTAL MAN-GAMES LOST DUE TO SUSPENSION:				0

PREDATORS MAN-GAMES LOST DUE TO INJURY OR ILLNESS

1998-99 - 391	2001-02 - 218	2005-06 - 272	2008-09 - 233	2011-12 - 142
1999-00 - 318	2002-03 - 256	2006-07 - 196	2009-10 - 152	2012-13 - 130
2000-01 - 155	2003-04 - 248	2007-08 - 239	2010-11 - 348	

TRANSACTIONS

TRAINING CAMP

January 13, 2013: Recalled defenseman Ryan Ellis from Milwaukee (AHL).
Signed goaltender Zoltan Hetenyi to a Professional Tryout Agreement (PTO).

January 14, 2013: Assigned defenseman Mike Moore to Milwaukee (AHL).
Recalled defenseman Victor Bartley from Milwaukee (AHL).

January 15, 2013: Claimed forward Rich Clune on waivers from Los Angeles.

January 17, 2013: Assigned forwards Kevin Henderson and Chris Mueller to Milwaukee (AHL).

REGULAR SEASON

January 20, 2013: Assigned defenseman Victor Bartley to Milwaukee (AHL).

January 22, 2013: Recalled forward Gabriel Bourque from Milwaukee (AHL).

February 15, 2013: Assigned forward Brian McGrattan to Milwaukee (AHL) on a conditioning assignment.

February 19, 2013: Acquired defenseman Scott Ford from St. Louis for forward Jani Lajunen.

February 26, 2013: Recalled Brian McGrattan from a conditioning assignment with Milwaukee (AHL).

February 27, 2013: Assigned forward Brian McGrattan to Milwaukee (AHL).

February 28, 2013: Acquired defenseman Joe Piskula from Calgary for forward Brian McGrattan.

March 4, 2013: Claimed forward Bobby Butler on waivers from New Jersey.

March 5, 2013: Claimed forward Zach Boychuk on waivers from Pittsburgh.

March 6, 2013: Recalled defenseman Victor Bartley from Milwaukee (AHL).

March 7, 2013: Assigned forward Matt Halischuk to Milwaukee (AHL) on a conditioning assignment.

March 11, 2013: Recalled forward Matt Halischuk from his conditioning assignment with Milwaukee (AHL).

March 13, 2013: Recalled forward Chris Mueller from Milwaukee (AHL).

March 19, 2013: Recalled forward Taylor Beck from Milwaukee (AHL).

March 21, 2013: Forward Zach Boychuk claimed on waivers by Carolina.

March 22, 2013: Assigned forward Craig Smith to Milwaukee (AHL) on a conditioning assignment.

March 24, 2013: Recalled forward Craig Smith from his conditioning assignment with Milwaukee (AHL).

March 25, 2013: Reassigned defenseman Ryan Ellis to Milwaukee (AHL).

March 31, 2013: Reassigned forward Chris Mueller to Milwaukee (AHL).

April 2, 2013: Recalled forward Chris Mueller from Milwaukee (AHL).

April 3, 2013: Reassigned forward Chris Mueller to Milwaukee (AHL).

Acquired a sixth-round selection in the 2013 Entry Draft from San Jose for defenseman Scott Hannan.

Acquired forward Filip Forsberg from Washington for forwards Martin Erat and Michael Latta.

Signed forward Zach Budish to a two-year entry-level contract.

April 4, 2013: Recalled forward Chris Mueller from Milwaukee (AHL).

Recalled defenseman Ryan Ellis from Milwaukee (AHL) under emergency conditions.

April 6, 2013: Reassigned defenseman Ryan Ellis to Milwaukee (AHL).

April 7, 2013: Recalled forward Austin Watson from Milwaukee (AHL) under emergency conditions.

April 9, 2013: Recalled forward Daniel Bang from Milwaukee (AHL) under emergency conditions.

April 11, 2013: Assigned forward Joonas Rask to Milwaukee (AHL).

April 14, 2013: Added Filip Forsberg to the active roster.

April 15, 2013: Recalled defenseman Mattias Ekholm from Milwaukee (AHL) under emergency conditions.

April 16, 2013: Reassigned forwards Daniel Bang and Austin Watson, and defenseman Mattias Ekholm to Milwaukee (AHL).

April 19, 2013: Recalled forwards Daniel Bang and Kevin Henderson from Milwaukee (AHL) under emergency conditions.

April 20, 2013: Reassigned forwards Daniel Bang and Kevin Henderson to Milwaukee (AHL).

April 23, 2013: Recalled forwards Daniel Bang, Austin Watson and Kevin Henderson from Milwaukee (AHL) under emergency conditions.

April 24, 2013: Signed forward Miikka Salomaki to a three-year entry-level contract.

April 25, 2013: Recalled forward Joonas Rask from Milwaukee (AHL) under emergency conditions and reassigned forwards Filip Forsberg and Austin Watson.

April 26, 2013: Recalled forward Filip Forsberg from Milwaukee (AHL) under emergency conditions and reassigned forwards Daniel Bang and Kevin Henderson.

April 27, 2013: Recalled forwards Daniel Bang and Kevin Henderson from Milwaukee (AHL) under emergency conditions.

April 28, 2013: Reassigned forwards Daniel Bang, Taylor Beck, Kevin Henderson, Chris Mueller and Joonas Rask, and defenseman Victor Bartley to Milwaukee (AHL).

April 30, 2013: Signed forward Patric Hornqvist to a five-year, \$21.25 million contract.

TRANSACTIONS

May 20, 2013:	Signed forward Mark Van Guilder to a two-year, two-way contract.	July 25, 2013:	Signed forward Nick Spaling to a one-year, \$1.5 million contract.
May 21, 2013:	Relieved associate coach Peter Horachek of his duties. Hired Phil Housley as an assistant coach.	July 29, 2013:	Signed defenseman Bryan Rodney to a one-year, two-way contract.
May 23, 2013:	Signed forward Brendan Leipsic to a three-year entry-level contract.		
May 24, 2013:	Signed defenseman Mikko Vainonen to a three-year entry-level contract.		
June 10, 2013:	Signed defenseman Roman Josi to a seven-year, \$28 million contract.		
June 14, 2013:	Acquired defenseman TJ Brennan from Florida for forward Bobby Butler.		
June 17, 2013:	Signed defenseman Joe Piskula to a one-year, two-way contract.		
June 18, 2013:	Signed forward Kevin Henderson to a two-year, two-way contract.		
June 19, 2013:	Signed defenseman Victor Bartley to a three-year, \$2 million contract.		
June 30, 2013:	Acquired St. Louis' seventh-round selection in the 2013 Entry Draft (Janne Juvonen) and fourth-round selection in the 2014 Entry Draft for Toronto's fourth-round selection in the 2013 Entry Draft (Zachary Pochiro). Selected forwards Felix Girard, Saku Maenalanen, Emil Pettersson, Tommy Veilleux and Wade Murphy; defensemen Seth Jones, Jonathan-Ismael Diaby and Teemu Kivihame; and goaltenders Juuse Saros and Janne Juvonen in the 2013 Entry Draft.		
July 4, 2013:	Mutually terminated the contract of forward Sergei Kostitsyn. Bought out the contract of defenseman Hal Gill.		
July 5, 2013:	Signed forward Matt Hendricks to a four-year, \$7.4 million contract. Signed forward Matt Cullen to a two-year, \$7 million contract. Signed forward Viktor Stalberg to a four-year, \$12 million contract. Signed forward Eric Nystrom to a four-year, \$10 million contract. Signed goaltender Carter Hutton to a one-year, two-way contract.		
July 10, 2013:	Signed defenseman Seth Jones to a three-year entry-level contract.		

AMERICAN HOCKEY LEAGUE STANDINGS & LEADERS

EASTERN CONFERENCE

Atlantic Division

Rank	Team	GP	W	L	OTL	SOL	PTS	PCT	S/O	GF	GA
1	y Providence Bruins	76	50	21	0	5	105	.691	10-5	222	183
2	x Portland Pirates	76	41	30	3	2	87	.572	5-2	230	233
3	x Manchester Monarchs	76	37	32	3	4	81	.533	2-4	219	209
4	Worcester Sharks	76	31	34	4	7	73	.480	6-7	191	228
5	St. John's IceCaps	76	32	36	3	5	72	.474	2-5	195	237

Northeast Division

Rank	Team	GP	W	L	OTL	SOL	PTS	PCT	S/O	GF	GA
1	y Springfield Falcons	76	45	22	5	4	99	.651	5-4	235	186
2	Connecticut Whale	76	35	32	6	3	79	.520	2-3	213	222
3	Bridgeport Sound Tigers	76	32	32	7	5	76	.500	2-5	218	242
4	Albany Devils	76	31	32	1	12	75	.493	3-12	193	225
5	Airtonack Phantoms	76	31	38	3	4	69	.454	5-4	187	223

East Division

Rank	Team	GP	W	L	OTL	SOL	PTS	PCT	S/O	GF	GA
1	y Syracuse Crunch	76	43	22	6	5	97	.638	4-5	247	201
2	x Binghamton Senators	76	44	24	1	7	96	.632	4-7	227	188
3	x Wilkes-Barre/Scranton Penguins	76	42	30	2	2	88	.579	7-2	185	178
4	x Hershey Bears	76	36	31	3	6	81	.533	4-6	204	196
5	Norfolk Admirals	76	37	34	4	1	79	.520	7-1	188	207

WESTERN CONFERENCE

North Division

Rank	Team	GP	W	L	OTL	SOL	PTS	PCT	S/O	GF	GA
1	y Toronto Marlies	76	43	23	3	7	96	.632	4-7	237	199
2	x Rochester Americans	76	43	29	3	1	90	.592	10-1	234	209
3	Lake Erie Monsters	76	35	31	3	7	80	.526	6-7	211	220
4	Abbotsford Heat	76	34	32	4	6	78	.513	7-6	171	198
5	Hamilton Bulldogs	76	29	41	1	5	64	.421	3-5	159	228

Midwest Division

Rank	Team	GP	W	L	OTL	SOL	PTS	PCT	S/O	GF	GA
1	y Grand Rapids Griffins	76	42	26	4	4	92	.605	5-4	234	205
2	x Milwaukee Admirals	76	41	28	4	3	89	.586	3-3	197	200
3	Rockford IceHogs	76	42	31	2	1	87	.572	5-1	246	225
4	Chicago Wolves	76	37	30	5	4	83	.546	6-4	204	207
5	Peoria Rivermen	76	33	35	5	3	74	.487	6-3	183	218

West Division

Rank	Team	GP	W	L	OTL	SOL	PTS	PCT	S/O	GF	GA
1	y Texas Stars	76	43	22	5	6	97	.638	6-6	235	201
2	x Charlotte Checkers	76	42	26	4	4	92	.605	3-4	226	202
3	x Oklahoma City Barons	76	40	25	2	9	91	.599	4-9	240	228
4	x Houston Aeros	76	40	26	5	5	90	.592	5-5	212	199
5	San Antonio Rampage	76	29	38	2	7	67	.441	3-7	195	241

RK.	POINTS	TEAM	GP	G	A	PTS
1	Brandon Pirri	RFD	76	22	53	75
2	Jeff Taffe	HER	73	18	53	71
3	Chad Kolarik	WBS	76	31	37	68
4	Mark Arcobello	OKC	74	22	46	68
5	Linden Vey	MCH	74	22	45	67
6	J. Audy-Marchessault	SPR	74	21	46	67
7	T.J. Hensick	PEO	76	19	48	67
8	Tyler Johnson	SYR	62	37	28	65
9	Brett Connolly	SYR	71	31	32	63
10	Kris Newbury	CT	70	20	42	62
11	Mark Mancari	RCH	76	22	39	61
12	Chris Terry	CHA	70	25	35	60
13	Gustav Nyquist	G.R.	58	23	37	60
14	Martin St. Pierre	RFD	76	26	33	59
15	Jeremy Morin	RFD	67	30	28	58
16	Darren Haydar	CHI	71	20	37	57
17	Ryan Spooner*	PRO	59	17	40	57
18	Brandon Kozun	MCH	74	26	30	56
19	Justin Fontaine	HOU	64	23	33	56
20	Eric O'Dell	STJ	59	29	26	55

PENALTY MINUTES	TEAM	GP	PIM
Bobby Robins	PRO	74	316
Nathan McIver	BRI	62	287
Bobby Farnham*	WBS	65	274
Zack Stortini	HAM	73	241
Matt Pelech	WOR	58	238

GOALS	TEAM	GP	G
Tyler Johnson	SYR	62	37
Matt Fraser	TEX	62	33
Chad Kolarik	WBS	76	31
Brett Connolly	SYR	71	31
Three tied			30

ASSISTS	TEAM	GP	A
Jeff Taffe	HER	73	53
Brandon Pirri	RFD	76	53
T.J. Hensick	PEO	76	48
Mark Arcobello	OKC	74	46
J. Audy-Marchessault	SPR	74	46

LEADING GOALIE LEADERS (Based on 160+ minutes)	TEAM	GP	MIN	W	L	SOL	SO	GA	SA	SVS	SV%
Jeff Zatkoff	WBS	49	2799	26	20	0	5	90	1,93	1131	1041 .920
Danny Taylor	ABB	40	2108	18	10	2	3	72	2,05	927	855 .922
Robin Lehner	BNG	31	1841	18	10	2	3	65	2,12	1046	981 .938
Magnus Hellberg*	MIL	39	2107	22	13	0	6	75	2,14	991	916 .924
Niklas Svedberg*	PRO	48	2873	37	8	2	4	104	2,17	1384	1280 .925
Frederik Andersen*	NOR	47	2685	24	18	1	4	98	2,19	1387	1289 .929
Philipp Grubauer*	HER	28	1624	15	9	2	2	61	2,25	756	695 .919
Justin Peters	CHA	37	2072	22	12	1	6	79	2,29	1006	927 .921
Michael Hutchinson	PRO	30	1749	13	13	3	3	67	2,30	778	711 .914
Curtis McElhinney	SPR	49	2926	29	16	3	9	113	2,32	1462	1349 .923
Petr Mrazek*	GR	42	2498	23	16	2	1	97	2,33	1150	1053 .916
Cristopher Nilstorp	TEX	39	2146	19	13	3	4	85	2,38	916	831 .907
Dustin Tokarski	HAM	48	2717	24	16	4	6	108	2,38	1193	1085 .909
Mike McKenna	PEO	39	2307	19	18	1	4	93	2,42	1209	1116 .923
Matt Clunie	CHI	53	3094	24	25	3	6	125	2,42	1577	1452 .921
Calvin Pickard*	LE	47	2749	20	19	5	5	113	2,47	1381	1268 .918
Barry Brust	ABB	35	1894	13	19	2	5	79	2,50	884	805 .911
Martin Jones	MCH	56	3347	27	25	4	5	141	2,53	1742	1601 .919
David Leggio	RCH	64	3800	38	24	1	4	162	2,56	2119	1957 .924
Riku Helenius	SYR	32	1772	17	14	0	4	76	2,57	758	682 .900

* - denotes rookie

MILWAUKEE ADMIRALS SCORING

#	Player	Pos	GP	G	A	PTS	+/-	PIM	PP	SH	GW	OT	Shots	Sh%	SOG	SOA	SO%
41	Taylor Beck	RW	50	11	30	41	8	28	3	0	2	0	126	8.7	1	4	.250
51	Austin Watson*	C	72	20	17	37	4	22	5	0	4	0	163	12.3	2	4	.500
18	Chris Mueller	C	55	18	18	36	-3	35	3	2	3	1	138	13.0	1	4	.250
17	Michael Latta	C	67	9	26	35	9	184	3	0	1	0	128	7.0	0	2	.000
29	Mark Van Guilder	C	73	14	18	32	15	9	0	1	4	0	112	12.5	0	0	.000
12	Mattias Ekholm*	D	59	10	22	32	15	30	7	0	3	1	127	7.9	0	2	.000
10	Patrick Cehlin*	RW	70	9	23	32	-1	28	2	0	2	0	149	6.0	0	2	.000
71	Juuso Puustinen	RW	73	15	16	31	-7	14	5	0	4	0	152	9.9	2	4	.500
15	Kevin Henderson	LW	67	17	12	29	13	24	0	1	2	1	115	14.8	0	0	.000
11	Brad Winchester	LW	37	9	18	27	0	66	0	0	2	0	106	8.5	0	0	.000
64	Victor Bartley	D	54	7	19	26	4	35	3	0	1	0	82	8.5	0	0	.000
20	Daniel Bang*	RW	53	9	13	22	2	21	0	0	2	0	74	12.2	1	1	1.000
43	Cam Reid*	C	54	3	16	19	-2	13	1	0	0	0	64	4.7	0	0	.000
21	Mike Moore	D	50	5	11	16	3	42	1	0	3	1	70	7.1	0	0	.000
6	Ryan Ellis	D	32	5	9	14	4	18	0	0	2	1	80	6.3	0	3	.000
19	Gabriel Bourque	LW	15	7	5	12	-1	4	2	0	0	0	34	20.6	0	1	.000
25	Josh Shalla*	LW	32	3	9	12	-7	4	0	0	1	0	34	8.8	1	1	1.000
7	Jonathon Blum	D	34	1	11	12	-3	16	1	0	0	0	42	2.4	2	3	.667
36	Joonas Jarvinen	D	75	2	9	11	3	124	0	0	0	0	54	3.7	0	0	.000
22	Scott Valentine	D	64	6	4	10	4	74	0	1	0	0	66	9.1	0	0	.000
2	Anthony Bitetto*	D	34	1	5	6	-1	35	1	0	0	0	24	4.2	0	0	.000
16	Craig Smith	C	4	1	4	5	1	0	1	0	1	0	18	5.6	0	0	.000
24	Jani Lajunen	C	40	1	4	5	-9	14	0	0	0	0	44	2.3	0	0	.000
17	Zach Hamill	C	6	3	1	4	2	0	2	1	0	0	8	37.5	0	0	.000
24	Zach Budish*	RW	9	1	3	4	6	0	0	0	0	0	16	6.3	0	0	.000
47	Joe Piskula*	D	23	1	3	4	-4	15	0	0	0	0	18	5.6	0	0	.000
7	Ben Ryan	LW	36	1	3	4	-2	16	0	0	0	0	35	2.9	0	0	.000
24	Matt Halischuk	RW	2	2	1	3	0	0	1	0	0	0	11	18.2	1	1	1.000
28	Joonas Rask	LW	1	1	1	2	2	0	0	0	0	0	1	100.0	0	0	.000
28	Jack MacLellan*	C	35	1	1	2	-11	8	0	0	0	0	49	2.0	0	1	.000
16	Paul Crowder	C	5	0	2	2	-1	0	0	0	0	0	10	0.0	0	0	.000
23	Taylor Aronson	D	12	0	2	2	3	4	0	0	0	0	14	0.0	0	0	.000
8	Michael Liambas*	LW	27	1	0	1	-6	74	0	0	1	0	24	4.2	0	0	.000
13	Charles-Olivier Roussel*	D	17	0	1	1	-1	15	0	0	0	0	12	0.0	0	0	.000
4	Scott Ford	D	21	0	1	1	-4	15	0	0	0	0	13	0.0	0	0	.000
30	Jeremy Smith	G	43	0	1	1	0	0	0	0	0	0	0	0.0	0	0	.000
47	Andre Bouvet-Morrisette*	RW	2	0	0	0	0	0	0	0	0	0	0	0.0	0	0	.000
47	Brian McGrattan	RW	6	0	0	0	0	4	0	0	0	0	15	0.0	0	0	.000
45	Magnus Hellberg*	G	39	0	0	0	0	4	0	0	0	0	0	0.0	0	0	.000
TOTALS			76	197	339	533	35	1013	41	80	6	5	2231	10.0	11	33	.333

#	Goalie	GP	MIN	W	L	SL	SO	GA	GAA	SOGP	SOW	SOGA	SOA	SO%	SA	SVS	SV%
45	Magnus Hellberg*	39	2107:14	22	13	0	6	75	2.14	2	2	2	10	.800	991	916	.924
30	Jeremy Smith	43	2470:47	19	19	3	1	114	2.77	4	1	10	23	.565	1220	1106	.907
TOTALS			76	4609:51	41	32	7	197	2.56	6	3	12	33	.636	2219	2022	.911

Bold - on Nashville Predators 2012-13 reserve list

* - denotes rookie

AHL PLAYOFF RESULTS/STATS

WESTERN CONFERENCE QUARTERFINALS: NO. 8 MILWAUKEE ADMIRALS VS. NO. 1 TEXAS STARS

No.	Date	Result	Score	Game-winning goal	Winning goaltender
1	April 26	L	Texas 3 at Milwaukee 2 (OT)	Brett Ritchie	Cristopher Nilstorp
2	April 27	W	Texas 0 at Milwaukee 2	Austin Watson	Magnus Hellberg
3	May 1	L	Milwaukee 0 at Texas 2	Alex Chiasson	Cristopher Nilstorp
4	May 3	L	Milwaukee 1 at Texas 2	Alex Chiasson	Cristopher Nilstorp

(Texas wins series, 3 games to 1)

Division Semifinals	GP	W	L	GF	GA
Milwaukee	4	1	3	5	7
Texas	4	3	1	7	5

2013 MILWAUKEE ADMIRALS CALDER CUP PLAYOFF SCORING

#	Player	Pos	GP	G	A	PTS	+/-	PIM	PP	PPA	SH	SHA	GW	Shots	Sh%
17	Zach Hamill	C	4	1	1	2	0	2	1	1	0	0	0	7	14.3
15	Kevin Henderson	LW	3	1	0	1	1	2	0	0	0	0	0	5	20
10	Patrick Cehlin*	RW	4	1	0	1	0	0	1	0	0	0	0	4	25
21	Mike Moore	D	4	1	0	1	-1	2	0	0	0	0	0	6	16.7
51	Austin Watson*	C	4	1	0	1	0	0	0	0	0	0	1	10	10
16	Paul Crowder	C	1	0	1	1	1	0	0	0	0	0	0	1	0
64	Victor Bartley	D	2	0	1	1	0	0	0	0	0	0	0	3	0
41	Taylor Beck	RW	2	0	1	1	1	2	0	0	0	0	0	3	0
8	Michael Liambas*	LW	2	0	1	1	1	32	0	0	0	0	0	0	0
25	Josh Shalla*	LW	2	0	1	1	0	0	0	1	0	0	0	2	0
11	Brad Winchester	LW	2	0	1	1	0	2	0	1	0	0	0	4	0
12	Mattias Ekholm*	D	4	0	1	1	-3	0	0	1	0	0	0	10	0
28	Joonas Rask	LW	1	0	0	0	-1	0	0	0	0	0	0	0	0
18	Chris Mueller	C	2	0	0	0	-1	2	0	0	0	0	0	8	0
22	Scott Valentine	D	2	0	0	0	-1	2	0	0	0	0	0	2	0
20	Daniel Bang*	RW	3	0	0	0	-3	0	0	0	0	0	0	5	0
24	Zach Budish*	RW	3	0	0	0	0	2	0	0	0	0	0	4	0
43	Cam Reid*	C	3	0	0	0	0	0	0	0	0	0	0	3	0
6	Ryan Ellis	D	4	0	0	0	0	0	0	0	0	0	0	10	0
4	Scott Ford	D	4	0	0	0	-1	6	0	0	0	0	0	4	0
45	Magnus Hellberg*	G	4	0	0	0	0	0	0	0	0	0	0	0	0
36	Joonas Jarvinen	D	4	0	0	0	-1	2	0	0	0	0	0	2	0
47	Joe Piskula	D	4	0	0	0	1	0	0	0	0	0	0	4	0
71	Juuso Puustinen	RW	4	0	0	0	-3	4	0	0	0	0	0	8	0
29	Mark Van Guilder	C	4	0	0	0	0	0	0	0	0	0	0	3	0
TOTALS			4	5	8	13	-10	60	2	4	0	0	1	108	.46

#	Goalie	GP	MINS	W	L	SO	GA	GAA	SA	SVS	SV%
45	Magnus Hellberg*	4	248:24	1	3	1	7	1.69	124	117	.944
TOTALS		4	251:44	1	3	1	7	1.67	124	117	.944

Bold - on Nashville Predators 2012-13 reserve list

* - denotes rookie

NHL & OPP



ONENTS





NHL & OPPONENTS

2012-13 FINAL STANDINGS

EASTERN CONFERENCE

ATLANTIC	GP	W	L	OT	PTS	ROW	GF	GA
Pittsburgh Penguins	48	36	12	0	72	33	165	119
New York Rangers	48	26	18	4	56	22	130	112
New York Islanders	48	24	17	7	55	20	139	139
Philadelphia Flyers	48	23	22	3	49	22	133	141
New Jersey Devils	48	19	19	10	48	17	112	129

NORTHEAST	GP	W	L	OT	PTS	ROW	GF	GA
Montreal Canadiens	48	29	14	5	63	26	149	126
Boston Bruins	48	28	14	6	62	24	131	109
Toronto Maple Leafs	48	26	17	5	57	26	145	133
Ottawa Senators	48	25	17	6	56	21	116	104
Buffalo Sabres	48	21	21	6	48	14	125	143

SOUTHEAST	GP	W	L	OT	PTS	ROW	GF	GA
Washington Capitals	48	27	18	3	57	24	149	130
Winnipeg Jets	48	24	21	3	51	22	128	144
Carolina Hurricanes	48	19	25	4	42	18	128	160
Tampa Bay Lightning	48	18	26	4	40	17	148	150
Florida Panthers	48	15	27	6	36	12	112	171

WESTERN CONFERENCE

CENTRAL	GP	W	L	OT	PTS	ROW	GF	GA
Chicago Blackhawks	48	36	7	5	77	30	155	102
St. Louis Blues	48	29	17	2	60	24	129	115
Detroit Red Wings	48	24	16	8	56	22	124	115
Columbus Blue Jackets	48	24	17	7	55	19	120	119
Nashville Predators	48	16	23	9	41	14	111	139

NORTHWEST	GP	W	L	OT	PTS	ROW	GF	GA
Vancouver Canucks	48	26	15	7	59	21	127	121
Minnesota Wild	48	26	19	3	55	22	122	127
Edmonton Oilers	48	19	22	7	45	17	125	134
Calgary Flames	48	19	25	4	42	19	128	160
Colorado Avalanche	48	16	25	7	39	14	116	152

PACIFIC	GP	W	L	OT	PTS	ROW	GF	GA
Anaheim Ducks	48	30	12	6	66	24	140	118
Los Angeles Kings	48	27	16	5	59	25	133	118
San Jose Sharks	48	25	16	7	57	17	124	116
Phoenix Coyotes	48	21	18	9	51	17	125	131
Dallas Stars	48	22	22	4	48	20	130	142

GP - Games Played W - Wins L - Losses Pts - Points OT - Overtime / Shootout Losses
ROW - Regulation/Overtime Wins (first tiebreaker if tied in points) GF - Goals For GA - Goals Against

2013 STANLEY CUP PLAYOFF RESULTS

EASTERN CONFERENCE	WESTERN CONFERENCE
QUARTERFINALS	QUARTERFINALS
Pittsburgh defeated NY Islanders, 4-2	Chicago defeated Minnesota, 4-1
Ottawa defeated Montreal, 4-1	Detroit defeated Anaheim, 4-3
NY Rangers defeated Washington, 4-3	San Jose defeated Vancouver, 4-0
Boston defeated Toronto, 4-3	Los Angeles defeated St. Louis, 4-2
SEMIFINALS	SEMIFINALS
Pittsburgh defeated Ottawa, 4-1	Chicago defeated Detroit, 4-3
Boston defeated NY Rangers, 4-1	Los Angeles defeated San Jose, 4-3
CONFERENCE FINALS	CONFERENCE FINALS
Boston defeated Pittsburgh, 4-0	Chicago defeated Los Angeles, 4-1

STANLEY CUP FINALS

Chicago defeated Boston, 4-2

NHL & OPPONENTS

2012-13 NHL AWARDS

AWARD	GIVEN TO	WINNER/TEAM
Hart Memorial Trophy	Most valuable player, selected by the Professional Hockey Writers' Association	Alex Ovechkin, Washington Capitals
Art Ross Trophy	NHL scoring leader	Martin St. Louis, Tampa Bay Lightning
Maurice "Rocket" Richard Trophy	NHL goal-scoring leader	Alexander Ovechkin, Washington Capitals
Calder Memorial Trophy	Rookie of the year, selected by the PHWA	Jonathan Huberdeau, Florida Panthers
James Norris Memorial Trophy	Top defenseman, selected by the PHWA	P.K. Subban, Montreal Canadiens
Vezina Trophy	Top goaltender, selected by the NHL general managers	Sergei Bobrovsky, Columbus Blue Jackets
Conn Smythe Trophy	Playoff MVP, selected by the PHWA	Patrick Kane, Chicago Blackhawks
William M. Jennings Trophy	Team goaltender(s) with fewest goals against	Corey Crawford & Ray Emery, Chicago Blackhawks
Lady Byng Memorial Trophy	Most sportsmanlike player, selected by the PHWA	Martin St. Louis, Tampa Bay Lightning
Frank J. Selke Trophy	Top defensive forward, selected by the PHWA	Jonathan Toews, Chicago Blackhawks
Bill Masterton Memorial Trophy	Player who best exemplifies perseverance, sportsmanship and dedication to hockey, selected by the PHWA	Josh Harding, Minnesota Wild
King Clancy Memorial Trophy	Player who best exemplifies leadership and humanitarian contributions	Patrice Bergeron, Boston Bruins
Ted Lindsay Award	Most valuable player, selected by the NHL Players' Association	Sidney Crosby, Pittsburgh Penguins
Jack Adams Award	Coach of the year, selected by the NHL Broadcasters' Association	Paul MacLean, Ottawa Senators
NHL Foundation Award	Contribution to charitable causes	Henrik Zetterberg, Detroit Red Wings
General Manager of the Year Award		Ray Shero, Pittsburgh Penguins
Mark Messier Leadership Award	Superior leader in hockey and a contributing member of society	Daniel Alfredsson, Ottawa Senators
Lester Patrick Trophy	Hockey personnel who have given outstanding service to hockey in the U.S.	Dick Patrick & Bob Chase/Wallenstein
Presidents' Trophy	Club with top regular-season record	Chicago Blackhawks
Prince of Wales Trophy	Eastern Conference Champion	Boston Bruins
Clarence S. Campbell Bowl	Western Conference Champion	Chicago Blackhawks
Stanley Cup	Stanley Cup Champion	Chicago Blackhawks





NHL & OPPONENTS

2012-13 ALL-STARS & LEADERS

2012-13 NHL ALL-STAR TEAMS

FIRST ALL-STAR TEAM

GOALTENDER	Sergei Bobrovsky	Columbus Blue Jackets
DEFENSE	P.K. Subban	Montreal Canadiens
DEFENSE	Ryan Suter	Minnesota Wild
CENTER	Sidney Crosby	Pittsburgh Penguins
LEFT WING	Chris Kunitz	Pittsburgh Penguins
RIGHT WING	Alex Ovechkin	Washington Capitals

SECOND ALL-STAR TEAM

GOALTENDER	Henrik Lundqvist	New York Rangers
DEFENSE	Francois Beauchemin	Anaheim Ducks
DEFENSE	Kris Letang	Pittsburgh Penguins
CENTER	Jonathan Toews	Chicago Blackhawks
LEFT WING	Alex Ovechkin	Washington Capitals
RIGHT WING	Martin St. Louis	Tampa Bay Lightning

ALL-ROOKIE TEAM

GOALTENDER	Jake Allen	St. Louis Blues
DEFENSE	Jonas Brodin	Minnesota Wild
DEFENSE	Justin Schultz	Edmonton Oilers
FORWARD	Jonathan Huberdeau	Florida Panthers
FORWARD	Brendan Gallagher	Montreal Canadiens
FORWARD	Brandon Saad	Chicago Blackhawks

2012-13 NHL CATEGORY LEADERS

CATEGORY	LEADER	TEAM	TOTAL
Goals	Alexander Ovechkin	Washington Capitals	32
Assists	Martin St. Louis	Tampa Bay Lightning	43
Points	Martin St. Louis	Tampa Bay Lightning	60
Points by Defenseman	P.K. Subban/Kris Letang	Montreal Canadiens/Pittsburgh Penguins	38
Points by Rookie	Nail Yakupov/Jonathan Huberdeau	Edmonton Oilers/Florida Panthers	31
Power-play Goals	Alexander Ovechkin	Washington Capitals	16
Shorthanded Goals	Ilya Kovalchuk	New Jersey Devils	4
Game-winning Goals	Jeff Carter	Los Angeles Kings	8
Overtime Goals	Marian Hossa	Chicago Blackhawks	3
Shootout Game-deciding Goals	Patrick Kane/Corey Perry	Chicago Blackhawks/Anaheim Ducks	3
Shots	Alexander Ovechkin	Washington Capitals	220
Shooting Percentage	Patrik Berglund	St. Louis Blues	23.0%
Plus/Minus	Pascal Dupuis	Pittsburgh Penguins	31
Goals Against Average	Craig Anderson	Ottawa Senators	1.69
Goaltender Wins	Antti Niemi/Nicklas Backstrom/Henrik Lundqvist	San Jose Sharks/Minnesota Wild/ New York Rangers	24
Save Percentage	Craig Anderson	Ottawa Senators	.941
Shutouts	Pekka Rinne /Jimmy Howard/Tuukka Rask/Cory Schneider/Mike Smith	Nashville Predators /Detroit Red Wings/ Boston Bruins/Vancouver Canucks/ Phoenix Coyotes	5

NHL New York, NHL Enterprises, L.P. & NHL Productions/NHL Images

New York, 1185 Avenue of the Americas,
New York, NY 10036, 212-789-2000,
Fax: 212-789-2020, Fax: 212-789-2070

NHL Montréal,

1800 McGill College Avenue, Suite 2600,
Montréal, Québec, H3A 3J6
514-841-9220, Fax: 514-841-1070

NHL Toronto & NHL Enterprises Canada, L.P.,

50 Bay Street, 11th Floor,
Toronto, Ontario, M5J 2X8,
416-359-7900, Fax: 416-981-2779



Executive Directory

Commissioner :	Gary B. Bettman
Deputy Commissioner:	William Daly
Chief Operating Officer:	John Collins
Senior Executive Vice President of Hockey Operations:	Colin Campbell

NHL & OPPONENTS

2013-14 CRITICAL DATES

SEPTEMBER

- 11 Training camps open
- 14 Preseason schedule begins
Kraft Hockeyville:
Washington Capitals at Winnipeg Jets
(Belleville, Ont.)
- 26 CCM/USA Hockey All-American Prospects Game
(Pittsburgh, Pa.)
- 30 Opening day playing rosters set (2:00 p.m. CT)

OCTOBER

- 1 Opening night - 96th NHL regular season begins
Molson Canadian NHL Face-Off
(Montreal, Que.)
Blackhawks raise Stanley Cup banner:
Washington Capitals at Chicago Blackhawks
Hockey Fights Cancer Awareness Month begins

NOVEMBER

- 8 Hockey Hall of Fame Game:
New Jersey Devils at Toronto Maple Leafs
- 11 Hockey Hall of Fame induction ceremony
(Toronto, Ont.)
Inductees: Chris Chelios, Geraldine Heaney,
Scott Niedermayer, Brendan Shanahan (Player
category); Fred Shero (Builder category)
- 29 2013 Discover NHL Thanksgiving Showdown:
New York Rangers at Boston Bruins

DECEMBER

- 1 Signing deadline for Group 2 free agents
(4:00 p.m. CT)
- 2 U.S. Hockey Hall of Fame induction and a
celebration of Lester Patrick (Detroit, Mich.)
U.S. Hockey Hall of Fame inductees: Cindy Curley,
Bill Guerin, Peter Karmanos Jr., Ron Mason,
Doug Weight
- 23 Busiest day of NHL season - 14 games
- 19-27 Holiday roster freeze in effect:
For all players on an NHL active roster, injured
reserve, or with non-roster and injured non-
roster status as of midnight (local time) Dec. 19,
a roster freeze shall apply through midnight (lo-
cal time) Dec. 27, with respect to waivers, trades
and loans, subject to the exceptions provided for
in CBA Article 16.5 (d).
- 24-26 Holiday break (no scheduled practices - dressing
rooms closed)
- 26 - Jan. 5 IIHF World Junior Championship
(Malmo, Sweden)

JANUARY

- 1 2014 Bridgestone NHL Winter Classic:
Toronto Maple Leafs at Detroit Red Wings
(Michigan Stadium)
- 15 CHL/NHL Top Prospects Game (Calgary, Alta.)
- 18 Scotiabank Hockey Day in Canada
(Host: Lloydminster, Alta./Sask.)
- 25 Coors Light NHL Stadium Series:
Anaheim Ducks at Los Angeles Kings
(Dodger Stadium)
- 26 Coors Light NHL Stadium Series:
New York Rangers at New Jersey Devils
(Yankee Stadium)
- 29 Coors Light NHL Stadium Series:
New York Rangers at New York Islanders
(Yankee Stadium)

FEBRUARY

- 1 Hockey is for Everyone Month begins
- 6, 7, 8 Olympic break begins (at the conclusion of each
Club's final game)
- 11-12 AHL All-Star Classic (Location: St. Johns, Nfld.)
- 12 Olympic men's hockey tournament begins
(Sochi, Russia)
- 22 Men's hockey bronze-medal game (Sochi, Russia)
- 23 Men's hockey gold-medal game (Sochi, Russia)
- 24 Olympic break ends (11:01 p.m. CT)
- 26 NHL regular season resumes
- 28 - March 2 Hockey Weekend Across America presented by
CCM (USA Hockey)

MARCH

- 1 Coors Light NHL Stadium Series:
Pittsburgh Penguins at Chicago Blackhawks
(Soldier Field)
- 2 2014 Tim Hortons NHL Heritage Classic:
Ottawa Senators at Vancouver Canucks
(BC Place)
Hockey Day in America (NBC)
- 5 Trade deadline (2:00 p.m. CT)
- 10-12 NHL General Managers Meeting (Boca Raton, Fla.)

APRIL

- 10, 12 NCAA Frozen Four (Philadelphia, Pa.)
- 13 Last day of regular season
- 16 Stanley Cup Playoffs begin
- 17-27 IIHF Under-18 World Championship (Lappeen-
ranta and Imatra, Finland)

MAY

- 9-25 IIHF World Championship (Minsk, Belarus)
- 16-25 CHL Memorial Cup (London, Ont.)
- 25-31 NHL Combine (Toronto, Ont.)

JUNE

- 18 Last possible day for 2014 Stanley Cup Final
- TBA Deadline for first club-elected salary arbitration
(later of June 15 or 48 hours after the conclusion
of the Stanley Cup Final, 4:00 p.m. CT)
- 25 NHL Awards (Las Vegas, Nev.)
- 27-28 NHL Draft (Philadelphia, Pa.)

JULY

- 1 Free agency begins (11:00 a.m. CT)
- 5 Deadline for player-elected salary arbitration
notification (4:00 p.m. CT)
- 6 Deadline for club-elected salary arbitration
notification (4:00 p.m. CT)
- 20 - Aug. 6 Salary arbitration hearings held

AUGUST

- 8 Deadline for salary arbitration decisions to be
rendered



NHL & OPPONENTS

NHL ON-ICE OFFICIALS

REFEREES

Name	#
*BURCHELL, Darcy	42
CHARRON, Francis	6
DEVORSKI, Paul	10
DWYER, Gord	19
FURLATT, Eric	27
*HANSON, Trevor	47
HASENFRATZ, Mike	2
HEBERT, Ghislain	22
*HEBERT, Jean	43
JACKSON, Dave	8
JOANNETTE, Marc	25
KIMMERLY, Greg	18
*KNORR, Trent	44
KOWAL, Tom	32
KOZARI, Steve	40
L'ECUYER, Frederick	17
LARUE, Dennis	14
LEE, Chris	28
LEGGO, Mike	3
*LEMELIN, Mark	41
*LEWIS, Dave	46
*LUXMORE, Thomas John	49
MARTELL, Rob	26
MCCAULEY, Wes	4
*MCISAAC, Jon	45
MEIER, Brad	34
MORTON, Dean	36
O'HALLORAN, Dan	13
O'ROURKE, Dan	9
PEEL, Tim	20
POCHMARA, Brian	16
POLLOCK, Kevin	33
REHMAN, Kyle	37
ROONEY, Chris	5
*SKILLITER, Graham	48
ST-LAURENT, Francois	38
ST. PIERRE, Justin	12
SUTHERLAND, Kelly	11
VAN MASSENHOVEN, Don	21
WALSH, Ian	29
WATSON, Brad	23

* minor league official

LINESMEN

Name	#
AMELL, Derek	75
BARTON, Steve	59
BRISEBOIS, David	96
CAMERON, Lonnie	74
CHAMPOUX, Pierre	67
CHERREY, Scott	50
CORMIER, Michel	76
CVIK, Mike	88
DEVORSKI, Greg	54
DRISCOLL, Scott	68
GALLOWAY, Ryan	82
GIBBS, Darren	66
*GRANDT, John	98
HENDERSON, Don	91
HEYER, Shane	55
KOVACHIK, Brad	71
LAZAROWICH, Brad	86
MACH, Brian	78
MACPHERSON, Matt	83
MCELMAN, Andy	90
MILLER, Steve	89
MORIN, Jean	97
*MURCHISON, Kiel	79
MURPHY, Brian	93
MURRAY, Jonny	95
NANSEN, Derek	70
NELSON, Thor	80
NOWAK, Tim	77
PANCICH, Bryan	94
RACICOT, Pierre	65
RODY, Vaughan	73
SERICOLO, Anthony	84
SHARRERS, Jay	57
SHEWCHYK, Mark	92
WHEELER, Mark	56

NHL & OPPONENTS

VERSUS SUMMARY

NASHVILLE PREDATORS RECORD VS. THE NHL

	OVERALL									HOME									ROAD										
	GP	W	L	T	OTL	GF	GA	PTS	%	GP	W	L	T	OTL	GF	GA	PTS	%	GP	W	L	T	OTL	GF	GA	PTS	%		
EASTERN CONFERENCE																													
Atlantic Division																													
New Jersey	17	7	7	0	3	41	50	17	.500	9	2	5	0	2	18	26	6	.333	8	5	2	0	1	23	24	11	.688		
NY Islanders	15	10	3	0	2	42	34	22	.733	8	6	2	0	0	22	17	12	.750	7	4	1	0	2	20	17	10	.714		
NY Rangers	16	7	7	1	1	37	47	16	.500	7	2	4	0	1	17	25	5	.357	9	5	3	1	0	20	22	11	.611		
Philadelphia	16	6	7	3	0	32	45	15	.469	7	3	2	2	0	16	15	8	.571	9	3	5	1	0	16	30	7	.389		
Pittsburgh	17	9	5	2	1	57	47	21	.618	9	6	2	0	1	34	21	13	.722	8	3	3	2	0	23	26	8	.500		
Northeast Division																													
Boston	17	7	8	1	1	40	45	16	.471	9	5	4	0	0	25	21	10	.556	8	2	4	1	1	15	24	6	.375		
Buffalo	15	7	6	1	1	40	40	16	.533	8	2	5	0	1	14	20	5	.313	7	5	1	1	0	26	20	11	.786		
Montreal	14	5	5	1	3	41	37	14	.500	7	3	1	1	2	22	15	9	.643	7	2	4	0	1	19	22	5	.357		
Ottawa	15	6	9	0	0	37	44	12	.400	7	3	4	0	0	15	15	6	.429	8	3	5	0	0	22	29	6	.375		
Toronto	13	7	5	1	0	39	30	15	.577	4	3	1	0	0	14	9	6	.750	9	4	4	1	0	25	21	9	.500		
Southeast Division																													
Carolina	17	11	4	1	1	51	39	24	.706	8	7	1	0	0	24	13	14	.875	9	4	3	1	1	27	26	10	.556		
Florida	18	8	7	3	0	41	43	19	.528	9	5	2	2	0	22	16	12	.667	9	3	5	1	0	19	27	7	.389		
Tampa Bay	16	6	7	2	1	43	47	15	.469	9	4	4	0	1	25	25	9	.500	7	2	3	2	0	18	22	6	.429		
Washington	17	6	6	1	4	43	44	17	.500	9	4	2	1	2	24	21	11	.611	8	2	4	0	2	19	23	6	.375		
Winnipeg	16	9	4	1	2	51	43	21	.656	8	6	2	0	0	30	20	12	.750	8	3	2	1	2	21	23	9	.563		
WESTERN CONFERENCE																													
Central Division																													
Chicago	86	38	38	4	6	246	247	86	.500	42	21	15	3	3	127	118	48	.571	44	17	23	1	3	119	129	38	.432		
Columbus	74	50	17	1	6	231	168	107	.723	38	30	4	1	3	132	82	64	.842	36	20	13	0	3	99	86	43	.597		
Detroit	85	32	41	4	8	212	267	76	.447	42	20	17	2	3	115	114	45	.536	43	12	24	2	5	97	153	31	.360		
St. Louis	85	42	31	4	8	190	208	96	.565	43	22	12	3	6	99	98	53	.616	42	20	19	1	2	91	110	43	.512		
Northwest Division																													
Calgary	56	27	20	4	5	154	148	63	.563	29	17	9	1	2	92	71	37	.638	27	10	11	3	3	62	77	26	.481		
Colorado	55	27	21	5	2	153	147	61	.555	27	15	9	3	0	83	76	33	.611	28	12	12	2	2	70	71	28	.500		
Edmonton	56	30	20	3	3	161	158	66	.589	29	15	11	3	0	81	87	33	.569	27	15	9	0	3	80	71	33	.611		
Minnesota	47	22	15	5	5	133	124	54	.574	23	14	5	2	2	66	46	32	.696	24	8	10	3	3	67	78	22	.458		
Vancouver	56	20	29	2	5	142	175	47	.420	29	11	12	1	5	76	79	28	.483	27	9	17	1	0	66	95	19	.352		
Pacific Division																													
Anaheim	55	23	23	2	7	124	146	55	.500	27	15	7	2	3	69	60	35	.648	28	8	18	0	4	55	86	20	.357		
Dallas	55	23	30	1	1	115	141	48	.436	28	15	12	1	0	72	62	31	.554	27	8	18	0	1	43	77	17	.315		
Los Angeles	55	24	25	3	3	139	156	54	.491	27	10	14	3	0	61	74	23	.426	28	14	11	0	3	78	82	31	.554		
Phoenix	55	26	24	2	3	158	149	57	.518	28	15	10	2	1	79	69	33	.589	27	11	14	0	2	79	80	24	.444		
San Jose	55	24	23	2	6	138	148	56	.509	27	14	11	1	1	69	69	30	.556	28	10	12	1	5	69	79	26	.464		
TOTAL	1114	519	447	60	88	2931	3017	1186	.532	557	295	189	34	39	1543	1384	663	.595	557	224	258	26	49	1388	1630	523	.469		

OVERALL

Longest unbeaten streak vs. one opponent:

14 - (14-0-0-0) 10/15/05-1/27/07 vs. St. Louis

Longest winning streak vs. one opponent:

14 - 10/15/05-1/27/07 vs. St. Louis

Longest winless streak vs. one opponent:

8 - twice, (0-6-2-0) 4/7/01-12/12/02 vs. St. Louis & (0-4-3-1) 2/19/99-10/25/00 vs. Colorado

Longest losing streak vs. one opponent:

6 - four times, 11/29/01-11/2/02 vs. Phoenix, 11/22/00-11/2/01 vs. Dallas, 12/6/01-1/1/09 vs. Vancouver, 3/31/02-4/9/03 vs. Chicago

Most wins in one season vs. one opponent:

8 - twice, 2005-06 vs. St. Louis (8-0-0) & 2006-07 vs. Columbus (8-0-0)

Most losses in one season vs. one opponent:</



NHL & OPPONENTS

ANAHEIM DUCKS

2012-13 SEASON SERIES

@ NASHVILLE

Date	Score	W/Goal
16 Feb '13 **	ANA 3 @ NSH 2	Corey Perry

GOALS BY PERIOD

	1st	2nd	3rd	OT	Total
Nashville	2	2	1	0	5
Anaheim	4	4	1	0	9

INDIVIDUAL SCORING

PREDATORS									
PLAYER	GP	G	A	P	+/-	PIM	PP	SH	
David Legwand	3	2	0	2	2	0	0	0	
Kevin Klein	3	0	2	2	1	0	0	0	
Craig Smith	3	1	0	1	1	2	0	0	
Shea Weber	3	1	0	1	-4	0	0	0	
Brandon Yip	2	1	0	1	1	2	0	0	
Gabriel Bourque	3	0	1	1	0	0	0	0	
Rich Clune	3	0	1	1	2	4	0	0	
Roman Josi	3	0	1	1	-3	0	0	0	
Sergei Kostitsyn	3	0	1	1	0	0	0	0	
Colin Wilson	3	0	1	1	-1	0	0	0	
Jonathon Blum	2	0	1	1	2	0	0	0	
Ryan Ellis	3	0	0	0	1	0	0	0	
Martin Erat	3	0	0	0	-2	0	0	0	
Mike Fisher	3	0	0	0	-4	0	0	0	
Paul Gaustad	3	0	0	0	-1	0	0	0	
Scott Hannan	3	0	0	0	-2	7	0	0	
Nick Spaling	3	0	0	0	-2	2	0	0	
Hal Gill	2	0	0	0	1	4	0	0	
Patric Hornqvist	2	0	0	0	-1	0	0	0	
Matt Halischuk	1	0	0	0	-1	0	0	0	

Power Play: 0-10 0.0% / Penalty Killing: 7-9 77.8%

@ ANAHEIM

Date	Score	W/Goal
27 Feb '13	NSH 1 @ ANA 5	Kyle Palmieri
26 Jan '13 **	NSH 2 @ ANA 3	Corey Perry

* overtime ** shootout

SHOTS BY PERIOD

	1st	2nd	3rd	OT	Total
Nashville	30	23	19	4	76
Anaheim	26	23	18	5	72

DUCKS									
PLAYER	GP	G	A	P	+/-	PIM	PP	SH	
Corey Perry	3	0	5	5	4	2	0	0	
Kyle Palmieri	3	3	1	4	1	0	1	0	
Ryan Getzlaf	3	0	3	3	3	4	0	0	
Saku Koivu	3	1	1	2	1	2	1	0	
Bobby Ryan	3	1	1	2	-1	0	0	0	
Francois Beauchemin	3	0	2	2	0	0	0	0	
Matt Beleskey	3	1	0	1	-1	7	0	0	
Nick Bonino	3	1	0	1	-2	0	0	0	
Daniel Winnik	3	1	0	1	1	0	0	0	
Patrick Maroon	2	1	0	1	2	0	0	0	
Bryan Allen	3	0	1	1	3	4	0	0	
Teemu Selanne	3	0	1	1	0	0	0	0	
Cam Fowler	2	0	1	1	2	0	0	0	
Emerson Etem	1	0	1	1	1	0	0	0	
Andrew Coglian	3	0	0	0	-1	0	0	0	
Toni Lydman	3	0	0	0	-1	2	0	0	
Luca Sbisa	3	0	0	0	-1	0	0	0	
Sheldon Souray	3	0	0	0	-1	4	0	0	
Peter Holland	1	0	0	0	1	0	0	0	
Ben Lovejoy	1	0	0	0	1	0	0	0	
Rickard Rakell	1	0	0	0	-1	0	0	0	
Brad Staubitz	1	0	0	0	-1	0	0	0	

Power Play: 2-9 22.2% / Penalty Killing: 10-10 100.0%

GOALTENDING

PREDATORS

	GP	MIN	W-L-OT	GA	SA	SV	GAA	SV%
Pekka Rinne	3	170	0-1-2	9	65	56	3.18	.862
Chris Mason	1	20	0-0-0	0	7	7	0.00	1.000

DUCKS

	GP	MIN	W-L-OT	GA	SA	SV	GAA	SV%
Viktor Fasth	3	190	3-0-0	5	76	71	1.58	.934



Honda Center • 2695 Katella Ave.
 Anaheim, CA 92806 • (714) 940-2900
 GM: Bob Murray
 Head Coach: Bruce Boudreau
 PR: Alex Gilchrist, Steve Hoem, Lauren O'Gorman

	OVERALL						HOME						ROAD								
Season	GP	W	L	OT	PTS	GF	GA	GP	W	L	OT	PTS	GF	GA	GP	W	L	OT	PTS	GF	GA
1998-99	4	2	2	0	4	8	11	2	2	0	0	4	5	2	2	0	2	0	0	3	9
1999-00	4	0	4	0	0	5	13	2	0	2	0	0	4	9	2	0	2	0	0	1	4
2000-01	4	1	0	3	5	8	6	2	0	0	2	2	5	5	2	1	0	1	3	3	1
2001-02	4	1	3	0	2	8	13	2	1	1	0	2	3	4	2	0	2	0	0	5	9
2002-03	4	1	2	1	3	4	8	2	1	0	1	3	3	3	2	0	2	0	0	1	5
2003-04	4	3	1	0	6	11	10	2	1	1	0	2	4	5	2	2	0	0	4	7	5
2005-06	4	1	3	0	2	9	16	2	1	1	0	2	5	6	2	0	2	0	0	4	10
2006-07	4	2	1	1	5	10	11	2	2	0	0	4	8	4	2	0	1	1	1	2	7
2007-08	4	1	3	0	2	8	12	2	1	1	0	2	5	4	2	0	2	0	0	3	8
2008-09	4	2	0	2	6	12	11	2	1	0	1	3	5	4	2	1	0	1	3	7	7
2009-10	4	2	2	0	4	6	8	2	1	1	0	2	5	4	2	1	1	0	2	1	4
2010-11	4	3	1	0	6	17	11	2	2	0	0	4	9	5	2	1	1	0	2	8	6
2011-12	4	4	0	0	8	13	5	2	2	0	0	4	6	2	2	2	0	0	4	7	3
2012-13	3	0	1	2	2	5	11	1	0	0	1	1	2	3	2	0	1	1	1	3	8
Totals	55	23	23	9	55	124	146	27	15	7	5	35	69	60	28	8	16	4	20	55	86

OT column includes both ties and overtime losses in 1999-00, 2000-01 (two home ties and one road OTL), 2001-02, 2002-03 (one home OTL) & 2003-04. OT column includes ties in 1998-99.

Season	DATE		VISITOR		HOME	
1998-99	November 27, 1998	Anaheim	1	NASHVILLE	3	
	December 16, 1998	Nashville	1	ANAHEIM	6	
	January 4, 1999	Anaheim	1	NASHVILLE	2	
	March 5, 1999	Nashville	2	ANAHEIM	3	
1999-00	November 27, 1999	ANAHEIM	4	Nashville	3	
	March 5, 2000	Nashville	0	ANAHEIM	1	
	April 3, 2000	Nashville	1	ANAHEIM	3	
	April 7, 2000	ANAHEIM	5	Nashville	1	
2000-01	November 4, 2000	Anaheim	3	Nashville	3	OT
	December 28, 2000	Anaheim	2	Nashville	2	OT
	January 31, 2001	NASHVILLE	3	Anaheim	0	
	March 11, 2001	Nashville	0	ANAHEIM	1	OT
2001-02	December 2, 2001	Nashville	2	ANAHEIM	4	
	January 12, 2002	Anaheim	1	NASHVILLE	2	
	January 14, 2002	Nashville	3	ANAHEIM	5	
	January 26, 2002	ANAHEIM	3	Nashville	1	
2002-03	November 6, 2002	Nashville	1	ANAHEIM	2	
	December 8, 2002	Nashville	0	ANAHEIM	3	
	February 15, 2003	Anaheim	1	NASHVILLE	2	
	April 1, 2003	ANAHEIM	2	Nashville	1	OT
2003-04	October 9, 2003	Anaheim	1	NASHVILLE	3	
	November 21, 2003	NASHVILLE	4	Anaheim	3	OT
	February 20, 2004	NASHVILLE	3	Anaheim	2	OT
	March 23, 2004	ANAHEIM	4	Nashville	1	
2005-06	October 8, 2005	Anaheim	2	NASHVILLE	3	SO
	November 1, 2005	Nashville	1	ANAHEIM	4	
	January 1, 2006	ANAHEIM	4	Nashville	2	
	March 24, 2006	Nashville	3	ANAHEIM	6	
2006-07	December 6, 2006	Nashville	0	ANAHEIM	4	
	January 9, 2007	Anaheim	4	NASHVILLE	5	OT
	February 3, 2007	Anaheim	0	NASHVILLE	3	
	March 4, 2007	Nashville	2	ANAHEIM	3	SO
2007-08	October 17, 2007	Nashville	1	ANAHEIM	3	
	December 8, 2007	Anaheim	2	NASHVILLE	4	
	January 7, 2008	Nashville	2	ANAHEIM	5	
	January 17, 2008	ANAHEIM	2	Nashville	1	
2008-09	November 14, 2008	NASHVILLE	4	Anaheim	3	OT
	February 5, 2009	ANAHEIM	2	NASHVILLE	4	
	March 18, 2009	Nashville	3	ANAHEIM	4	OT
	March 24, 2009	ANAHEIM	2	Nashville	1	SO
2009-10	November 5, 2009	NASHVILLE	0	ANAHEIM	4	
	January 2, 2010	ANAHEIM	1	NASHVILLE	3	
	January 9, 2010	ANAHEIM	3	Nashville	2	
	March 12, 2010	NASHVILLE	1	Anaheim	0	
2010-11	October 9, 2010	Anaheim	1	NASHVILLE	4	
	November 7, 2010	Nashville	4	ANAHEIM	5	
	January 5, 2011	NASHVILLE	4	Anaheim	1	
	March 24, 2011	Anaheim	4	NASHVILLE	5	
2011-12	October 29, 2011	Anaheim	0	NASHVILLE	3	
	November 9, 2011	NASHVILLE	4	Anaheim	2	
	December 10, 2011	Anaheim	2	Nashville	3	
	March 18, 2012	NASHVILLE	3	Anaheim	1	
2012-13	January 26, 2013	Nashville	2	ANAHEIM	3	SO
	February 16, 2013	ANAHEIM	3	Nashville	2	SO
	February 27, 2013	Nashville	1	ANAHEIM	5	



NHL & OPPONENTS

BOSTON BRUINS

2011-12 SEASON SERIES

@ NASHVILLE

Date Score W/Goal

No Games

GOALS BY PERIOD

	1st	2nd	3rd	OT	Total
Nashville	0	1	2	0	3
Boston	1	0	2	0	3

INDIVIDUAL SCORING

PLAYER	PREDATORS								
	GP	G	A	P	+/-	PIM	PP	SH	
Patric Hornqvist	1	1	1	2	1	0	0	0	
Mike Fisher	1	1	0	1	1	2	0	0	
Shea Weber	1	1	0	1	0	0	1	0	
Francis Bouillon	1	0	1	1	1	0	0	0	
Sergei Kostitsyn	1	0	1	1	1	4	0	0	
Ryan Suter	1	0	1	1	0	0	0	0	
Gabriel Bourque	1	0	0	0	0	0	0	0	
Martin Erat	1	0	0	0	0	0	0	0	
Jack Hillen	1	0	0	0	1	0	0	0	
Roman Josi	1	0	0	0	-1	0	0	0	
Kevin Klein	1	0	0	0	-1	0	0	0	
David Legwand	1	0	0	0	0	0	0	0	
Craig Smith	1	0	0	0	0	0	0	0	
Jerred Smithson	1	0	0	0	-1	0	0	0	
Nick Spaling	1	0	0	0	-1	0	0	0	
Jordin Tootoo	1	0	0	0	-1	0	0	0	
Colin Wilson	1	0	0	0	-1	0	0	0	
Brandon Yip	1	0	0	0	1	0	0	0	

Power Play: 1-3 33.3% / Penalty Killing: 3-4 75.0%

@ BOSTON

Date Score W/Goal

11 Feb 12** NSH 3 @ BOS 4

Tyler Seguin

* overtime ** shootout

SHOTS BY PERIOD

	1st	2nd	3rd	OT	Total
Nashville	6	7	6	3	22
Boston	16	10	14	1	41

PLAYER	BRUINS								
	GP	G	A	P	+/-	PIM	PP	SH	
Patrice Bergeron	1	1	0	1	1	0	0	1	
Milan Lucic	1	1	0	1	0	0	1	0	
Daniel Paille	1	1	0	1	0	0	0	0	
Johnny Boychuk	1	0	1	1	2	0	0	0	
Zdeno Chara	1	0	1	1	1	0	0	0	
Brad Marchand	1	0	1	1	0	0	0	0	
Rich Peverley	1	0	1	1	0	0	0	0	
Shawn Thornton	1	0	1	1	0	0	0	0	
Gregory Campbell	1	0	0	0	0	0	0	0	
Jordan Caron	1	0	0	0	0	0	0	0	
Joe Corvo	1	0	0	0	0	0	0	0	
Andrew Ference	1	0	0	0	-1	0	0	0	
Chris Kelly	1	0	0	0	0	0	0	0	
David Krejci	1	0	0	0	-1	0	0	0	
Adam McQuaid	1	0	0	0	-2	4	0	0	
Benoit Pouliot	1	0	0	0	0	0	0	0	
Tyler Seguin	1	0	0	0	-1	0	0	0	
Dennis Seidenberg	1	0	0	0	0	0	0	0	

Power Play: 1-4 25.0% / Penalty Killing: 2-3 66.7%

GOALTENDING

PREDATORS

	GP	MIN	W-L-OT	GA	SA	SV	GAA	SV%
Pekka Rinne	1	65	0-0-1	3	41	38	2.77	.927

BRUINS

	GP	MIN	W-L-OT	GA	SA	SV	GAA	SV%
Tim Thomas	1	65	1-0-0	3	22	19	2.77	.864



TD Garden • 100 Legends Way
 Boston, MA 02114 • (617) 624-2327
 GM: Peter Chiarelli
 Head Coach: Claude Julien
 PR: Matt Chmura, Eric Tosi,
 Heidi Holland, Erika Wentzell

Season	OVERALL							HOME							ROAD						
	GP	W	L	OT	PTS	GF	GA	GP	W	L	OT	PTS	GF	GA	GP	W	L	OT	PTS	GF	GA
1998-99	2	0	2	0	0	3	13	1	0	1	0	0	2	5	1	0	1	0	0	1	8
1999-00	2	1	1	0	2	5	6	1	0	1	0	0	2	5	1	1	0	0	2	3	1
2000-01	2	1	0	1	3	3	2	1	1	0	0	2	1	0	1	0	0	1	1	2	2
2001-02	1	0	1	0	0	1	2	1	0	1	0	0	1	2	0	0	0	0	0	0	0
2002-03	2	1	1	0	2	6	3	1	1	0	0	2	5	1	1	0	1	0	0	1	2
2003-04	2	1	1	0	2	4	4	1	0	1	0	0	2	3	1	1	0	0	2	2	1
2006-07	1	1	0	0	2	5	0	1	1	0	0	2	5	0	0	0	0	0	0	0	0
2007-08	1	0	1	0	0	1	3	0	0	0	0	0	0	0	1	0	1	0	0	1	3
2008-09	1	1	0	0	2	3	2	1	1	0	0	2	3	2	0	0	0	0	0	0	0
2009-10	1	0	1	0	0	2	3	0	0	0	0	0	0	0	1	0	1	0	0	2	3
2010-11	1	1	0	0	2	4	3	1	1	0	0	2	4	3	0	0	0	0	0	0	0
2011-12	1	0	0	1	1	3	4	0	0	0	0	0	0	0	1	0	0	1	1	3	4
Totals	17	7	8	2	16	40	45	9	5	4	0	10	25	21	8	2	4	2	6	15	24

OT column includes both ties and overtime losses in 1999-00, 2000-01 (one road tie), 2001-02, 2002-03 & 2003-04. OT column includes ties in 1998-99.

	DATE	VISITOR	HOME
1998-99	December 30, 1998	BOSTON	5 Nashville 2
	January 18, 1999	Nashville	1 BOSTON 8
1999-00	November 24, 1999	BOSTON	5 Nashville 2
	December 21, 1999	NASHVILLE	3 Boston 1
2000-01	November 11, 2000	Nashville	2 Boston 2 OT
	January 19, 2001	Boston	0 NASHVILLE 1 OT
2001-02	October 20, 2001	BOSTON	2 Nashville 1
2002-03	January 28, 2003	Nashville	1 BOSTON 2
	February 17, 2003	Boston	1 NASHVILLE 5

	DATE	VISITOR	HOME
2003-04	November 28, 2003	NASHVILLE	2 Boston 1
	March 9, 2004	BOSTON	3 Nashville 2
2006-07	December 30, 2006	BOSTON	0 NASHVILLE 5
2007-08	January 29, 2008	NASHVILLE	1 BOSTON 3
2008-09	February 14, 2009	Boston	2 NASHVILLE 3 SO
2009-10	October 21, 2009	Nashville	2 BOSTON 3
2010-11	March 17, 2011	Boston	3 NASHVILLE 4 OT
2011-12	February 11, 2012	Nashville	3 BOSTON 4 SO



NHL & OPPONENTS

BUFFALO SABRES

2011-12 SEASON SERIES

@ NASHVILLE

Date	Score	W/Goal
03 Dec '11	BUF 3 @ NSH 2	Tyler Ennis

GOALS BY PERIOD

	1st	2nd	3rd	OT	Total
Nashville	0	0	2	-	2
Buffalo	2	0	1	-	3

INDIVIDUAL SCORING

PREDATORS								
PLAYER	GP	G	A	P	+/-	PIM	PP	SH
David Legwand	1	1	1	2	0	0	0	0
Craig Smith	1	1	0	1	-1	0	1	0
Jonathon Blum	1	0	1	1	-2	0	0	0
Roman Josi	1	0	1	1	-1	0	0	0
Colin Wilson	1	0	1	1	0	0	0	0
Martin Erat	1	0	0	0	-1	0	0	0
Mike Fisher	1	0	0	0	-1	2	0	0
Matt Halischuk	1	0	0	0	0	0	0	0
Jack Hillen	1	0	0	0	0	0	0	0
Patric Hornqvist	1	0	0	0	1	2	0	0
Kevin Klein	1	0	0	0	0	0	0	0
Chris Mueller	1	0	0	0	-1	0	0	0
Jerred Smithson	1	0	0	0	-1	2	0	0
Nick Spaling	1	0	0	0	0	0	0	0
Ryan Suter	1	0	0	0	-1	0	0	0
Jordin Tootoo	1	0	0	0	-1	15	0	0
Shea Weber	1	0	0	0	0	0	0	0
Kyle Wilson	1	0	0	0	0	0	0	0

Power Play: 1-3 33.3% / Penalty Killing: 3-3 100.0%

@ BUFFALO

Date	Score	W/Goal
No Games		

* overtime ** shootout

SHOTS BY PERIOD

	1st	2nd	3rd	OT	Total
Nashville	8	9	17	-	34
Buffalo	7	3	4	-	14t

SABRES								
PLAYER	GP	G	A	P	+/-	PIM	PP	SH
Luke Adam	1	1	1	2	2	2	0	0
Ville Leino	1	0	2	2	2	0	0	0
Tyler Ennis	1	1	0	1	0	0	0	0
Zack Kassian	1	1	0	1	2	0	0	0
Christian Ehrhoff	1	0	1	1	2	2	0	0
Derek Roy	1	0	1	1	0	0	0	0
Matt Ellis	1	0	0	0	0	0	0	0
Joe Finley	1	0	0	0	0	0	0	0
Paul Gaustad	1	0	0	0	0	14	0	0
Marc-Andre Gragnani	1	0	0	0	3	0	0	0
Jochen Hecht	1	0	0	0	0	0	0	0
Brayden McNabb	1	0	0	0	-1	0	0	0
Jason Pominville	1	0	0	0	0	0	0	0
Robyn Regehr	1	0	0	0	0	0	0	0
Andrej Sekera	1	0	0	0	0	0	0	0
Drew Stafford	1	0	0	0	0	4	0	0
Corey Tropp	1	0	0	0	0	0	0	0
Thomas Vanek	1	0	0	0	0	0	0	0

Power Play: 0-3 0.0% / Penalty Killing: 2-3 66.7%

GOALTENDING

PREDATORS

	GP	MIN	W-L-OT	GA	SA	SV	GAA	SV%
Anders Lindback	1	58	0-1-0	3	14	11	3.10	.786

SABRES

	GP	MIN	W-L-OT	GA	SA	SV	GAA	SV%
Ryan Miller	1	60	1-0-0	2	34	32	2.00	.941



First Niagara Center • One Seymour H. Knox III Plaza
Buffalo, NY 14203 • (716) 855-4100

GM: Darcy Regier

Head Coach: Ron Rolston

PR: Michael Gilbert, Chris Bandura,
Marc Heintzman, Ian Ott

	OVERALL							HOME							ROAD						
Season	GP	W	L	OT	PTS	GF	GA	GP	W	L	OT	PTS	GF	GA	GP	W	L	OT	PTS	GF	GA
1998-99	2	1	1	0	2	5	5	1	0	1	0	0	1	3	1	1	0	0	2	4	2
1999-00	2	1	0	1	3	5	5	1	0	0	1	1	1	2	1	1	0	0	2	4	3
2000-01	1	0	1	0	0	0	2	1	0	1	0	0	0	2	0	0	0	0	0	0	0
2001-02	2	1	0	1	3	7	4	1	1	0	0	2	4	1	1	0	0	1	1	3	3
2002-03	1	1	0	0	2	5	1	0	0	0	0	0	0	0	1	1	0	0	2	5	1
2003-04	1	1	0	0	2	4	1	1	1	0	0	2	4	1	0	0	0	0	0	0	0
2006-07	1	0	1	0	0	2	7	1	0	1	0	0	2	7	0	0	0	0	0	0	0
2007-08	1	0	1	0	0	4	8	0	0	0	0	0	0	0	1	0	1	0	0	4	8
2008-09	1	1	0	0	2	2	0	0	0	0	0	0	0	0	1	1	0	0	2	2	0
2009-10	1	0	1	0	0	0	1	1	0	1	0	0	0	1	0	0	0	0	0	0	0
2010-11	1	1	0	0	2	4	3	0	0	0	0	0	0	0	1	1	0	0	2	4	3
2011-12	1	0	1	0	0	2	3	1	0	1	0	0	2	3	0	0	0	0	0	0	0
Totals	15	7	6	2	16	40	40	8	2	5	1	5	14	20	7	5	1	1	11	26	20

OT column includes both ties and overtime losses in 1999-00 (one home OT), 2000-01, 2001-02 (one road tie), 2002-03 & 2003-04. OT column includes ties in 1998-99.

	DATE	VISITOR	HOME	
1998-99	December 5, 1998	BUFFALO	3 Nashville	1
	January 28, 1999	NASHVILLE	4 Buffalo	2
1999-00	October 20, 1999	NASHVILLE	4 Buffalo	3
	February 10, 2000	BUFFALO	2 Nashville	1 OT
2000-01	January 6, 2001	BUFFALO	2 Nashville	0
2001-02	October 16, 2001	Nashville	3 Buffalo	3 OT
	November 13, 2001	Buffalo	1 NASHVILLE	4
2002-03	January 27, 2003	NASHVILLE	5 Buffalo	1

	DATE	VISITOR	HOME	
2003-04	November 29, 2003	Buffalo	1 NASHVILLE	4
2006-07	December 21, 2006	BUFFALO	7 Nashville	2
2007-08	February 27, 2008	Nashville	4 BUFFALO	8
2008-09	December 1, 2008	NASHVILLE	2 Buffalo	0
2009-10	October 10, 2009	BUFFALO	1 Nashville	0
2010-11	March 20, 2011	NASHVILLE	4 Buffalo	3 OT
2011-12	December 3, 2011	BUFFALO	3 Nashville	2



NHL & OPPONENTS

CALGARY FLAMES

2012-13 SEASON SERIES

@ NASHVILLE

Date	Score	W/Goal
23 Apr '13	CGY 3 @ NSH 4	Matt Halischuk
21 Mar '13	CGY 3 @ NSH 5	Nick Spaling

GOALS BY PERIOD

	1st	2nd	3rd	OT	Total
Nashville	3	4	5	-	12
Calgary	5	2	5	-	12

INDIVIDUAL SCORING

PREDATORS								
PLAYER	GP	G	A	P	+/-	PIM	PP	SH
Roman Josi	3	0	5	5	-2	2	0	0
Mike Fisher	2	3	0	3	1	0	0	0
Nick Spaling	3	2	1	3	1	0	1	0
Martin Erat	2	1	2	3	0	0	1	0
Kevin Klein	3	0	3	3	1	0	0	0
Shea Weber	3	0	3	3	-3	2	0	0
David Legwand	3	2	0	2	-1	0	0	0
Matt Halischuk	3	1	1	2	-1	2	0	0
Bobby Butler	3	0	2	2	-2	0	0	0
Gabriel Bourque	2	1	0	1	-3	0	1	0
Brandon Yip	2	1	0	1	1	2	0	0
Austin Watson	1	1	0	1	1	0	0	0
Victor Bartley	3	0	1	1	1	2	0	0
Rich Clune	3	0	1	1	2	11	0	0
Chris Mueller	3	0	1	1	-2	0	0	0
Craig Smith	2	0	1	1	-1	0	0	0
Filip Forsberg	1	0	1	1	1	0	0	0
Jonathon Blum	2	0	0	0	1	0	0	0
Ryan Ellis	2	0	0	0	0	0	0	0
Sergei Kostitsyn	2	0	0	0	1	0	0	0
Daniel Bang	1	0	0	0	0	0	0	0
Taylor Beck	1	0	0	0	-1	0	0	0
Zach Boychuk	1	0	0	0	0	2	0	0
Hal Gill	1	0	0	0	1	0	0	0
Scott Hannan	1	0	0	0	-1	0	0	0
Kevin Henderson	1	0	0	0	0	0	0	0

Power Play: 3-9 33.3% / Penalty Killing: 5-7 71.4%

@ CALGARY

Date	Score	W/Goal
15 Mar '13	NSH 3 @ CGY 6	Curtis Glencross

* overtime ** shootout

SHOTS BY PERIOD

	1st	2nd	3rd	OT	Total
Nashville	26	27	22	-	75
Calgary	22	22	18	-	62

FLAMES

PLAYER	GP	G	A	P	+/-	PIM	PP	SH
Curtis Glencross	2	3	1	4	2	0	0	0
Mark Giordano	3	2	1	3	4	2	0	1
Matt Stajan	2	0	3	3	3	0	0	0
Lee Stempniak	2	0	3	3	3	2	0	0
Blake Comeau	2	2	0	2	2	0	0	1
Roman Cervenka	1	2	0	2	1	0	0	0
Jiri Hudler	3	1	1	2	-1	0	1	0
Chris Butler	3	0	2	2	1	0	0	0
Mike Cammalleri	2	0	2	2	-1	0	0	0
Alex Tanguay	2	0	2	2	-1	0	0	0
Sven Baertschi	1	0	2	2	0	0	0	0
TJ Brodie	3	1	0	1	-4	2	0	0
Jarome Iginla	2	1	0	1	-2	0	1	0
Dennis Wideman	3	0	1	1	4	0	0	0
Mikael Backlund	2	0	1	1	1	4	0	0
Jay Bouwmeester	2	0	1	1	-2	0	0	0
Paul Byron	1	0	1	1	0	0	0	0
Mark Cundari	1	0	1	1	-1	2	0	0
Brian McGrattan	3	0	0	0	-2	10	0	0
Steve Begin	2	0	0	0	-2	5	0	0
Tim Jackman	2	0	0	0	-2	0	0	0
Akim Aliu	1	0	0	0	-1	4	0	0
Anton Babchuk	1	0	0	0	2	0	0	0
Carter Bancaks	1	0	0	0	0	0	0	0
Ben Hanowski	1	0	0	0	0	0	0	0
Roman Horak	1	0	0	0	0	0	0	0
Blair Jones	1	0	0	0	-1	0	0	0
Maxwell Reinhart	1	0	0	0	0	0	0	0
Cory Sarich	1	0	0	0	-2	0	0	0
Derek Smith	1	0	0	0	0	4	0	0
Ben Street	1	0	0	0	1	0	0	0

Power Play: 2-7 28.6% / Penalty Killing: 6-9 66.7%

GOALTENDING

PREDATORS

	GP	MIN	W-L-OT	GA	SA	SV	GAA	SV%
Pekka Rinne	3	127	2-0-0	8	42	34	3.77	.810
Chris Mason	1	51	0-1-0	3	19	16	3.54	.842

FLAMES

	GP	MIN	W-L-OT	GA	SA	SV	GAA	SV%
Mikha Kiprusoff	3	176	1-2-0	12	75	63	4.09	.840



Scotiabank Saddledome • P.O. Box 1540, Station M
 Calgary, AB T2P 3B9 • (403) 777-2177
 GM: Jay Feaster
 Head Coach: Bob Hartley
 PR: Peter Hanlon, Sean Kelso, Bernie Hargrave

Season	OVERALL							HOME							ROAD						
	GP	W	L	OT	PTS	GF	GA	GP	W	L	OT	PTS	GF	GA	GP	W	L	OT	PTS	GF	GA
1998-99	5	2	2	1	5	13	14	3	1	2	0	2	9	11	2	1	0	1	3	4	3
1999-00	4	1	1	2	4	12	13	2	1	1	0	2	4	3	2	0	0	2	2	8	10
2000-01	4	2	2	0	4	11	6	2	2	0	0	4	10	1	2	0	2	0	0	1	5
2001-02	4	3	1	0	6	11	10	2	2	0	0	4	4	1	2	1	1	0	2	7	9
2002-03	4	1	1	2	4	7	7	2	1	1	0	2	4	4	2	0	0	2	2	3	3
2003-04	4	2	1	1	5	11	10	2	1	0	1	3	8	5	2	1	1	0	2	3	5
2005-06	4	4	0	0	8	18	9	2	2	0	0	4	11	4	2	2	0	0	4	7	5
2006-07	4	3	0	1	7	16	11	2	2	0	0	4	11	6	2	1	0	1	3	5	5
2007-08	4	2	2	0	4	10	13	2	1	1	0	2	7	7	2	1	1	0	2	3	6
2008-09	4	0	4	0	0	12	18	2	0	2	0	0	5	8	2	0	2	0	0	7	10
2009-10	4	2	2	0	4	7	11	2	0	2	0	0	1	8	2	2	0	0	4	6	3
2010-11	4	0	2	2	2	5	10	2	0	0	2	2	2	4	2	0	2	0	0	3	6
2011-12	4	3	1	0	6	9	5	2	2	0	0	4	7	4	2	1	1	0	2	2	1
2012-13	3	2	1	0	4	12	11	2	2	0	0	4	9	5	1	0	1	0	0	3	6
Totals	56	27	20	9	63	154	148	29	17	9	3	37	92	71	27	10	11	6	26	62	77

OT column includes both ties and overtime losses in 1999-00 (two road OTs), 2000-01, 2001-02, 2002-03 (two road ties) and 2003-04 (one home tie). OT column includes ties in 1998-99 (one road tie).

	DATE	VISITOR	HOME			DATE	VISITOR	HOME					
1998-99	October 23, 1998	CALGARY	4	Nashville	3	2006-07	October 28, 2006	NASHVILLE	3	Calgary	2		
	November 6, 1998	NASHVILLE	2	Calgary	1		January 15, 2007	Calgary	3	NASHVILLE	5		
	November 25, 1998	Calgary	3	NASHVILLE	4		March 8, 2007	Calgary	3	NASHVILLE	6		
	February 4, 1999	Nashville	2	Calgary	2		OT	March 22, 2007	Nashville	2	CALGARY	3	OT
1999-00	March 16, 1999	CALGARY	4	Nashville	2	2007-08	October 13, 2007	CALGARY	7	Nashville	4		
	November 3, 1999	Nashville	4	CALGARY	5		OT	October 30, 2007	Nashville	1	CALGARY	5	
	January 21, 2000	Nashville	4	CALGARY	5		OT	January 15, 2008	Calgary	0	NASHVILLE	3	
	January 29, 2000	Calgary	1	NASHVILLE	3		March 7, 2008	NASHVILLE	2	Calgary	1	OT	
2000-01	March 25, 2000	CALGARY	2	Nashville	1	2008-09	October 23, 2008	CALGARY	5	Nashville	3		
	November 28, 2000	Calgary	1	NASHVILLE	6		November 6, 2008	Nashville	6	CALGARY	7		
	December 7, 2000	Nashville	0	CALGARY	3		January 3, 2009	CALGARY	3	Nashville	2		
	January 11, 2001	Nashville	1	CALGARY	2		January 30, 2009	Nashville	1	CALGARY	3		
2000-01	April 5, 2001	Calgary	0	NASHVILLE	4	2009-10	November 30, 2009	CALGARY	5	Nashville	0		
	October 11, 2001	Calgary	0	NASHVILLE	1		December 19, 2009	NASHVILLE	5	Calgary	3		
	October 25, 2001	NASHVILLE	5	CALGARY	4		OT	January 5, 2010	CALGARY	3	Nashville	1	
	March 2, 2002	Nashville	2	CALGARY	5		January 15, 2010	NASHVILLE	1	Calgary	0		
2002-03	April 6, 2002	Calgary	1	NASHVILLE	3	2010-11	October 19, 2010	CALGARY	1	Nashville	0	OT	
	December 17, 2002	CALGARY	3	Nashville	0		January 24, 2011	Nashville	1	CALGARY	3		
	January 16, 2003	Nashville	2	Calgary	2		OT	February 1, 2011	CALGARY	3	Nashville	2	SO
	February 20, 2003	Calgary	1	NASHVILLE	4		March 6, 2011	Nashville	2	CALGARY	3		
2003-04	March 22, 2003	Nashville	1	Calgary	1	OT	2011-12	October 22, 2011	NASHVILLE	2	Calgary	0	
	November 13, 2003	Calgary	1	NASHVILLE	4	November 29, 2011		Nashville	0	CALGARY	1		
	January 22, 2004	Nashville	0	CALGARY	4	December 13, 2011		Calgary	1	NASHVILLE	2		
	March 13, 2004	Calgary	4	Nashville	4	OT		January 1, 2012	Calgary	3	NASHVILLE	5	
2005-06	March 20, 2004	NASHVILLE	3	Calgary	1	2012-13	March 15, 2013	Nashville	3	CALGARY	6		
	November 29, 2005	Calgary	0	NASHVILLE	2		March 21, 2013	Calgary	3	NASHVILLE	5		
	December 27, 2005	NASHVILLE	4	Calgary	3		April 23, 2013	Calgary	3	NASHVILLE	4		
	March 7, 2006	NASHVILLE	3	Calgary	2								
	MARCH 18, 2006	Calgary	4	NASHVILLE	9								



NHL & OPPONENTS

CAROLINA HURRICANES

2011-12 SEASON SERIES

@ NASHVILLE

Date	Score	W/Goal
07 Jan '12	CAR 2 @ NSH 5	Patric Hornqvist

GOALS BY PERIOD

	1st	2nd	3rd	OT	Total
Nashville	3	2	3	-	8
Carolina	0	3	3	-	6

INDIVIDUAL SCORING

PLAYER	PREDATORS							
	GP	G	A	P	+/-	PIM	PP	SH
Mike Fisher	2	0	3	3	0	2	0	0
Patric Hornqvist	2	2	0	2	0	0	2	0
Craig Smith	2	2	0	2	0	0	1	0
Gabriel Bourque	2	1	1	2	2	0	0	0
Colin Wilson	2	1	1	2	-1	0	0	0
Ryan Ellis	1	1	1	2	0	0	1	0
Martin Erat	2	0	2	2	1	0	0	0
David Legwand	2	0	2	2	1	2	0	0
Shea Weber	2	1	0	1	1	2	0	0
Matt Halischuk	2	0	1	1	1	0	0	0
Roman Josi	2	0	1	1	-1	2	0	0
Sergei Kostitsyn	2	0	1	1	0	0	0	0
Jordin Tootoo	2	0	1	1	1	2	0	0
Francis Bouillon	2	0	0	0	0	0	0	0
Nick Spaling	2	0	0	0	-2	0	0	0
Ryan Suter	2	0	0	0	2	0	0	0
Hal Gill	1	0	0	0	-1	0	0	0
Jack Hillen	1	0	0	0	1	2	0	0
Kevin Klein	1	0	0	0	0	0	0	0
Andrei Kostitsyn	1	0	0	0	0	2	0	0
Jerred Smithson	1	0	0	0	0	0	0	0

Power Play: 4-6 66.7% / Penalty Killing: 5-8 62.5%

@ CAROLINA

Date	tScore	W/Goal
28 Feb '12	NSH 3 @ CAR 4	Bryan Allen

* overtime ** shootout

SHOTS BY PERIOD

	1st	2nd	3rd	OT	Total
Nashville	18	20	27	-	65
Carolina	23	21	18	-	62

PLAYER	HURRICANES							
	GP	G	A	P	+/-	PIM	PP	SH
Eric Staal	2	1	3	4	0	0	1	0
Jay Harrison	2	2	0	2	2	0	1	0
Jamie McBain	2	1	1	2	-2	0	0	0
Anthony Stewart	2	0	2	2	0	0	0	0
Jeff Skinner	1	0	2	2	0	0	0	0
Bryan Allen	2	1	0	1	-1	2	0	0
Tim Brent	2	1	0	1	-1	0	1	0
Jussi Jokinen	2	0	1	1	0	2	0	0
Brandon Sutter	2	0	1	1	0	2	0	0
Justin Faulk	2	0	0	0	2	0	0	0
Tim Gleason	2	0	0	0	0	0	0	0
Andreas Nodl	2	0	0	0	-1	2	0	0
Jaroslav Spacek	2	0	0	0	-2	0	0	0
Jiri Tlustý	2	0	0	0	0	0	0	0
Drayson Bowman	1	0	0	0	0	0	0	0
Zach Boychuk	1	0	0	0	0	0	0	0
Patrick Dwyer	1	0	0	0	0	0	0	0
Derek Joslin	1	0	0	0	-1	0	0	0
Chad LaRose	1	0	0	0	0	2	0	0
Alexei Ponikarovsky	1	0	0	0	0	2	0	0
Tuomo Ruutu	1	0	0	0	-1	0	0	0
Jerome Samson	1	0	0	0	0	0	0	0
Brett Sutter	1	0	0	0	0	0	0	0

Power Play: 3-8 37.5% / Penalty Killing: 2-6 33.3%

GOALTENDING

PREDATORS

	GP	MIN	W-L-OT	GA	SA	SV	GAA	SV%
Pekka Rinne	1	59	1-0-0	2	29	27	2.02	.931
Anders Lindback	1	59	0-1-0	4	33	29	4.08	.879

HURRICANES

	GP	MIN	W-L-OT	GA	SA	SV	GAA	SV%
Cam Ward	1	60	1-0-0	3	29	26	3.00	.897
Justin Peters	1	60	0-1-0	5	36	31	5.00	.861



PNC Arena • 1400 Edwards Mill Road
 Raleigh, NC 27607 • (919) 467-7825
 GM: Jim Rutherford
 Head Coach: Kirk Muller
 PR: Mike Sundheim, Kyle Hanlin, Brian Verdi

	OVERALL							HOME							ROAD						
Season	GP	W	L	OT	PTS	GF	GA	GP	W	L	OT	PTS	GF	GA	GP	W	L	OT	PTS	GF	GA
1998-99	2	1	1	0	2	4	6	1	1	0	0	2	3	2	1	0	1	0	0	1	4
1999-00	2	1	1	0	2	4	5	1	1	0	0	2	3	2	1	0	1	0	0	1	3
2000-01	2	2	0	0	4	9	5	1	1	0	0	2	2	1	1	1	0	0	2	7	4
2001-02	1	0	0	1	1	2	2	0	0	0	0	0	0	0	1	0	0	1	1	2	2
2002-03	1	0	1	0	0	1	2	1	0	1	0	0	1	2	0	0	0	0	0	0	0
2003-04	1	1	0	0	2	2	1	0	0	0	0	0	0	0	1	1	0	0	2	2	1
2005-06	1	0	0	1	1	4	5	0	0	0	0	0	0	0	1	0	0	1	1	4	5
2007-08	1	1	0	0	2	1	0	1	1	0	0	2	1	0	0	0	0	0	0	0	0
2008-09	1	1	0	0	2	5	2	0	0	0	0	0	0	0	1	1	0	0	2	5	2
2009-10	1	1	0	0	2	4	2	1	1	0	0	2	4	2	0	0	0	0	0	0	0
2010-11	2	2	0	0	4	7	3	1	1	0	0	2	5	2	1	1	0	0	2	2	1
2011-12	2	1	1	0	2	8	6	1	1	0	0	2	5	2	1	0	1	0	0	3	4
Totals	17	11	4	2	24	51	39	8	7	1	0	14	24	13	9	4	3	2	10	27	26

OT column includes both ties and overtime losses in 1999-00, 2000-01, 2001-02 (one road tie), 2002-03 and 2003-04. OT column includes ties in 1998-99.

	DATE	VISITOR	HOME
1998-99	October 13, 1998	Carolina	2 NASHVILLE 3
	January 2, 1999	Nashville	1 CAROLINA 4
1999-00	December 28, 1999	Carolina	2 NASHVILLE 3
	March 29, 2000	Nashville	1 CAROLINA 3
2000-01	October 14, 2000	Carolina	1 NASHVILLE 2
	November 26, 2000	NASHVILLE	7 Carolina 4
2001-02	January 23, 2002	Nashville	2 Carolina 2 OT
2002-03	December 3, 2002	CAROLINA	2 Nashville 1
2003-04	December 3, 2003	NASHVILLE	2 Carolina 1 OT

	DATE	VISITOR	HOME
2005-06	January 13, 2006	Nashville	4 CAROLINA 5 OT
2007-08	February 5, 2008	Carolina	0 NASHVILLE 1
2008-09	November 23, 2008	NASHVILLE	5 Carolina 2
2009-10	January 7, 2010	Carolina	2 NASHVILLE 4
2010-11	November 20, 2010	NASHVILLE	2 Carolina 1 SO
	December 4, 2010	Carolina	2 NASHVILLE 5
2011-12	January 7, 2012	Carolina	2 NASHVILLE 5
	February 28, 2012	Nashville	3 CAROLINA 4



NHL & OPPONENTS

CHICAGO BLACKHAWKS

2012-13 SEASON SERIES

@ NASHVILLE

Date	Score	W/Goal
06 Apr '13	CHI 1 @ NSH 0	Bryan Bickell
10 Feb '13	CHI 3 @ NSH 0	Marcus Kruger

@ CHICAGO

Date	Score	W/Goal
19 Apr '13 *	NSH 4 @ CHI 5	Marian Hossa
07 Apr '13	NSH 3 @ CHI 5	Jonathan Toews
01 Apr '13 **	NSH 2 @ CHI 3	Michal Rozsival

* overtime ** shootout

GOALS BY PERIOD

	1st	2nd	3rd	OT	Total
Nashville	3	2	4	0	9
Chicago	5	5	5	1	16

SHOTS BY PERIOD

	1st	2nd	3rd	OT	Total
Nashville	30	34	48	1	113
Chicago	61	65	36	5	167

INDIVIDUAL SCORING

PLAYER	PREDATORS							
	GP	G	A	P	+/-	PIM	PP	SH
Matt Halischuk	4	2	2	4	4	0	0	0
David Legwand	5	2	1	3	0	2	0	0
Shea Weber	5	1	2	3	1	2	0	0
Victor Bartley	4	0	3	3	0	0	0	0
Nick Spaling	5	1	1	2	-4	0	0	0
Bobby Butler	3	1	1	2	1	0	0	0
Kevin Klein	5	0	2	2	1	0	0	0
Taylor Beck	4	1	0	1	3	0	0	0
Kevin Henderson	1	1	0	1	1	0	0	0
Sergei Kostitsyn	5	0	1	1	-6	2	0	0
Patric Hornqvist	3	0	1	1	0	4	0	0
Chris Mueller	3	0	1	1	1	0	0	0
Jonathon Blum	5	0	0	0	-5	0	0	0
Rich Clune	5	0	0	0	-1	9	0	0
Hal Gill	5	0	0	0	-3	0	0	0
Roman Josi	5	0	0	0	-2	0	0	0
Craig Smith	5	0	0	0	-3	0	0	0
Brandon Yip	4	0	0	0	-3	0	0	0
Gabriel Bourque	2	0	0	0	-1	0	0	0
Martin Erat	2	0	0	0	-1	2	0	0
Mike Fisher	2	0	0	0	-1	0	0	0
Paul Gaustad	2	0	0	0	0	4	0	0
Daniel Bang	1	0	0	0	-2	0	0	0
Ryan Ellis	1	0	0	0	0	0	0	0
Filip Forsberg	1	0	0	0	0	0	0	0
Scott Hannan	1	0	0	0	-2	0	0	0
Austin Watson	1	0	0	0	-2	0	0	0
Colin Wilson	1	0	0	0	-1	0	0	0

Power Play: 0-9 0.0% / Penalty Killing: 7-9 77.8%

PLAYER	BLACKHAWKS							
	GP	G	A	P	+/-	PIM	PP	SH
Patrick Kane	5	4	2	6	0	2	0	0
Jonathan Toews	5	2	4	6	3	0	0	0
Duncan Keith	5	1	4	5	5	0	1	0
Brandon Saad	5	3	1	4	2	0	0	0
Bryan Bickell	5	2	1	3	3	0	0	0
Marcus Kruger	5	1	1	2	0	2	0	0
Andrew Shaw	5	1	1	2	-1	9	0	0
Marian Hossa	4	1	1	2	1	0	1	0
Michal Handzus	3	1	1	2	2	0	0	0
Niklas Hjalmarsson	5	0	2	2	2	0	0	0
Viktor Stalberg	5	0	2	2	2	2	0	0
Michal Rozsival	3	0	2	2	2	0	0	0
Michael Frolik	5	0	1	1	1	0	0	0
Nick Leddy	5	0	1	1	-1	0	0	0
Dave Bolland	3	0	1	1	0	0	0	0
Johnny Oduya	5	0	0	0	2	0	0	0
Brent Seabrook	5	0	0	0	0	6	0	0
Daniel Carcillo	4	0	0	0	0	4	0	0
Brandon Bollig	2	0	0	0	0	0	0	0
Sheldon Brookbank	2	0	0	0	0	0	0	0
Jimmy Hayes	1	0	0	0	-2	0	0	0
Jamal Mayers	1	0	0	0	1	0	0	0
Jeremy Morin	1	0	0	0	0	0	0	0
Patrick Sharp	1	0	0	0	2	0	0	0

Power Play: 2-9 22.2% / Penalty Killing: 9-9 100.0%

GOALTENDING

PREDATORS

	GP	MIN	W-L-OT	GA	SA	SV	GAA	SV%
Pekka Rinne	5	304	0-3-2	15	166	151	2.96	.910

BLACKHAWKS

	GP	MIN	W-L-OT	GA	SA	SV	GAA	SV%
Corey Crawford	3	185	3-0-0	6	71	65	1.94	.915
Ray Emery	2	120	2-0-0	3	42	39	1.50	.929



United Center • 1901 W. Madison St.
Chicago, IL 60612 • (312) 455-7000

GM: Stan Bowman

Head Coach: Joel Quenneville

PR: Brandon Faber, Adam Rogowin,

Rob Tillotson, Meghan Bower

Season	OVERALL							HOME							ROAD						
	GP	W	L	OT	PTS	GF	GA	GP	W	L	OT	PTS	GF	GA	GP	W	L	OT	PTS	GF	GA
1998-99	6	1	4	1	3	17	22	3	1	1	1	3	9	8	3	0	3	0	0	8	14
1999-00	6	4	1	1	9	21	14	3	2	1	0	4	10	7	3	2	0	1	5	11	7
2000-01	5	2	3	0	4	8	9	2	0	2	0	0	1	5	3	2	1	0	4	7	4
2001-02	5	3	2	0	6	16	15	3	2	1	0	4	12	10	2	1	1	0	2	4	5
2002-03	5	1	3	1	3	11	17	2	1	0	1	3	8	7	3	0	3	0	0	3	10
2003-04	6	2	3	1	5	14	15	3	1	1	1	3	8	6	3	1	2	0	2	6	9
2005-06	8	6	2	0	12	32	16	4	4	0	0	8	18	7	4	2	2	0	4	14	9
2006-07	8	4	2	2	10	31	26	4	1	1	2	4	17	18	4	3	1	0	6	14	8
2007-08	8	3	4	1	7	20	29	4	2	1	1	5	10	14	4	1	3	0	2	10	15
2008-09	6	3	3	0	6	16	16	3	2	1	0	4	11	8	3	1	2	0	2	5	8
2009-10	6	2	4	0	4	12	15	3	1	2	0	2	4	7	3	1	2	0	2	8	8
2010-11	6	3	3	0	6	14	20	3	2	1	0	4	7	8	3	1	2	0	2	7	12
2011-12	6	4	1	1	9	25	16	3	2	1	0	4	12	9	3	2	0	1	5	13	7
2012-13	5	0	3	2	2	9	17	2	0	2	0	0	0	4	3	0	1	2	2	9	13
Totals	86	38	38	10	86	246	247	42	21	15	6	48	127	118	44	17	23	4	38	119	129

OT column includes both ties and overtime losses in 1999-00, 2000-01, 2001-02, 2002-03 and 2003-04 (home tie). OT column includes ties in 1998-99 (home tie).

OT column includes both ties and overtime losses in 1999-00 (one road tie), 2000-01, 2001-02, 2002-03 (one home tie) and 2003-04 (one home tie). OT column includes ties in 1998-99 (one home tie).

DATE	VISITOR	HOME
1998-99		
October 24, 1998	Nashville	4 CHICAGO 5
November 17, 1998	CHICAGO	2 Nashville 1
January 9, 1999	Chicago	3 Nashville 3 OT
March 10, 1999	Nashville	2 CHICAGO 5
March 12, 1999	Chicago	3 CHICAGO 5
April 15, 1999	Nashville	2 CHICAGO 4
1999-00		
October 10, 1999	Nashville	3 Chicago 3 OT
November 5, 1999	CHICAGO	3 Nashville 1
November 10, 1999	NASHVILLE	4 Chicago 2
January 8, 2000	Chicago	3 NASHVILLE 6
February 23, 2000	NASHVILLE	4 Chicago 2
March 7, 2000	Chicago	1 NASHVILLE 3
2000-01		
November 30, 2000	NASHVILLE	3 Chicago 0
December 1, 2000	CHICAGO	2 Nashville 1
December 16, 2000	CHICAGO	3 Nashville 0
March 15, 2001	Nashville	2 CHICAGO 3
March 22, 2001	NASHVILLE	2 Chicago 1 OT
2001-02		
October 18, 2001	CHICAGO	5 Nashville 3
November 21, 2001	Chicago	3 NASHVILLE 4
December 15, 2001	Chicago	2 NASHVILLE 5
March 27, 2002	Nashville	1 CHICAGO 4
April 3, 2002	NASHVILLE	3 Chicago 1
2002-03		
November 17, 2002	Nashville	2 CHICAGO 4
January 4, 2003	Chicago	3 Nashville 3 OT
January 12, 2003	Nashville	0 CHICAGO 2
March 1, 2003	Chicago	4 NASHVILLE 5 OT
March 27, 2003	Nashville	1 CHICAGO 4
2003-04		
October 19, 2003	Nashville	1 CHICAGO 3
February 11, 2004	Nashville	2 CHICAGO 5
March 1, 2004	Chicago	2 Nashville 2 OT
March 30, 2004	Chicago	2 NASHVILLE 5
April 1, 2004	NASHVILLE	3 Chicago 1
2005-06		
October 25, 2005	Chicago	3 NASHVILLE 5
December 15, 2005	Chicago	3 NASHVILLE 5
December 21, 2005	NASHVILLE	6 Chicago 1
January 8, 2006	NASHVILLE	5 Chicago 1
February 4, 2006	Chicago	0 NASHVILLE 6
March 1, 2006	Nashville	0 CHICAGO 3
April 5, 2006	Nashville	3 CHICAGO 4
April 8, 2006	Chicago	1 NASHVILLE 2 SO
2006-07		
October 5, 2006	CHICAGO	8 Nashville 6
October 12, 2006	Nashville	1 CHICAGO 3
December 2, 2006	CHICAGO	4 Nashville 3 OT
December 20, 2006	NASHVILLE	2 Chicago 1

DATE	VISITOR	HOME
2006-07		
January 5, 2007	NASHVILLE	8 Chicago 3
January 20, 2007	Chicago	3 NASHVILLE 6
January 26, 2007	NASHVILLE	3 Chicago 1
April 3, 2007	CHICAGO	3 Nashville 2 SO
2007-08		
November 4, 2007	NASHVILLE	5 Chicago 2
November 15, 2007	Chicago	4 NASHVILLE 5 OT
December 19, 2007	Nashville	2 CHICAGO 5
December 26, 2007	Nashville	2 CHICAGO 5
January 13, 2008	CHICAGO	3 Nashville 2 SO
February 14, 2008	CHICAGO	6 Nashville 1
March 22, 2008	Chicago	1 NASHVILLE 2 SO
April 4, 2008	Nashville	1 CHICAGO 3
2008-09		
October 13, 2008	NASHVILLE	3 Chicago 2 SO
January 10, 2009	Chicago	1 NASHVILLE 4
January 11, 2009	Nashville	1 CHICAGO 3
February 24, 2009	Chicago	3 NASHVILLE 5
April 3, 2009	Nashville	1 CHICAGO 3
April 7, 2009	CHICAGO	4 Nashville 2
2009-10		
October 15, 2009	CHICAGO	3 Nashville 1
October 24, 2009	Nashville	0 CHICAGO 2
October 29, 2009	Chicago	0 NASHVILLE 2
December 4, 2009	NASHVILLE	4 Chicago 1
December 26, 2009	CHICAGO	4 Nashville 1
December 27, 2009	Nashville	4 CHICAGO 5
2010-11		
October 13, 2010	NASHVILLE	3 Chicago 2
November 13, 2010	Chicago	3 NASHVILLE 4 SO
December 22, 2010	Nashville	1 CHICAGO 4
January 15, 2011	Chicago	2 NASHVILLE 3 SO
January 16, 2011	Nashville	3 CHICAGO 6
February 24, 2011	CHICAGO	3 Nashville 0
2011-12		
October 31, 2011	Nashville	4 CHICAGO 5 OT
January 21, 2012	Chicago	2 NASHVILLE 5
January 24, 2011	NASHVILLE	3 Chicago 1
February 14, 2012	Chicago	2 NASHVILLE 3
March 25, 2012	NASHVILLE	6 Chicago 1
March 31, 2012	CHICAGO	5 Nashville 4
2012-13		
February 10, 2013	CHICAGO	3 Nashville 0
April 1, 2013	Nashville	2 CHICAGO 3 SO
April 6, 2013	CHICAGO	1 Nashville 0
April 7, 2013	Nashville	3 CHICAGO 5
April 19, 2013	Nashville	4 CHICAGO 5 OT



NHL & OPPONENTS

COLORADO AVALANCHE

2012-13 SEASON SERIES

@ NASHVILLE

Date	Score	W/Goal
02 Apr '13	COL 1 @ NSH 3	David Legwand

GOALS BY PERIOD

	1st	2nd	3rd	OT	Total
Nashville	1	3	4	0	8
Colorado	2	4	1	1	8

INDIVIDUAL SCORING

PLAYER	PREDATORS									
	GP	G	A	P	+/-	PIM	PP	PP	SH	SH
Patric Hornqvist	3	1	2	3	0	2	1	0	0	0
Shea Weber	3	1	2	3	0	0	0	0	0	0
Jonathon Blum	3	1	1	2	0	0	0	0	0	0
Sergei Kostitsyn	3	1	1	2	1	0	1	0	0	0
David Legwand	3	1	1	2	2	2	0	0	0	0
Mike Fisher	1	1	1	2	1	0	0	0	0	0
Colin Wilson	1	1	1	2	-1	0	0	0	0	0
Taylor Beck	2	0	2	2	1	0	0	0	0	0
Paul Gaustad	3	1	0	1	0	0	0	0	0	0
Martin Erat	3	0	1	1	-3	0	0	0	0	0
Kevin Klein	3	0	1	1	-2	0	0	0	0	0
Craig Smith	3	0	1	1	-2	2	0	0	0	0
Rich Clune	3	0	0	0	-1	14	0	0	0	0
Matt Halischuk	3	0	0	0	0	0	0	0	0	0
Roman Josi	3	0	0	0	1	0	0	0	0	0
Nick Spaling	3	0	0	0	0	0	0	0	0	0
Victor Bartley	2	0	0	0	0	0	0	0	0	0
Gabriel Bourque	2	0	0	0	1	0	0	0	0	0
Hal Gill	2	0	0	0	0	0	0	0	0	0
Brandon Yip	2	0	0	0	0	0	0	0	0	0
Ryan Ellis	1	0	0	0	0	0	0	0	0	0
Scott Hannan	1	0	0	0	-1	0	0	0	0	0
Chris Mueller	1	0	0	0	0	2	0	0	0	0

Power Play: 2-14 14.3% / Penalty Killing: 4-5 80.0%

@ COLORADO

Date	Score	W/Goal
30 Mar '13 *	NSH 0 @ COL 1	Tyson Barrie
18 Feb '13	NSH 5 @ COL 6	Jamie McGinn

* overtime ** shootout

SHOTS BY PERIOD

	1st	2nd	3rd	OT	Total
Nashville	32	36	42	0	110
Colorado	21	30	25	2	78

PLAYER	AVALANCHE									
	GP	G	A	P	+/-	PIM	PP	PP	SH	SH
Matt Duchene	3	2	2	4	2	2	0	0	0	0
PA Parenteau	3	0	4	4	2	0	0	0	0	0
Aaron Palushaj	3	1	2	3	1	0	0	0	0	0
Tyson Barrie	3	2	0	2	1	0	1	0	0	0
Paul Stastny	1	1	1	2	0	0	0	0	0	0
David Jones	1	0	2	2	-1	0	0	0	0	0
Jamie McGinn	3	1	0	1	0	0	0	0	0	0
Chuck Kobasew	2	1	0	1	1	0	0	0	0	0
Jan Hejda	3	0	1	1	1	2	0	0	0	0
Matt Hunwick	3	0	1	1	0	6	0	0	0	0
Greg Zanon	3	0	1	1	0	0	0	0	0	0
Patrick Bordeleau	3	0	0	0	0	2	0	0	0	0
Cody McLeod	3	0	0	0	0	5	0	0	0	0
John Mitchell	3	0	0	0	-1	2	0	0	0	0
Ryan O'Byrne	3	0	0	0	0	6	0	0	0	0
Mark Oliver	3	0	0	0	0	0	0	0	0	0
Milan Hejduk	2	0	0	0	-1	0	0	0	0	0
Erik Johnson	2	0	0	0	0	4	0	0	0	0
Gabriel Landeskog	2	0	0	0	-1	0	0	0	0	0
Ryan O'Reilly	2	0	0	0	-1	0	0	0	0	0
Stefan Elliott	1	0	0	0	0	0	0	0	0	0
Brad Malone	1	0	0	0	0	9	0	0	0	0
David Van Der Gulik	1	0	0	0	0	0	0	0	0	0

Power Play: 1-5 20.0% / Penalty Killing: 12-14 85.7%

GOALTENDING

PREDATORS

	GP	MIN	W-L-OT	GA	SA	SV	GAA	SV%
Pekka Rinne	3	145	1-0-1	2	60	58	0.83	.967
Chris Mason	1	33	0-1-0	6	18	12	10.82	.667

AVALANCHE

	GP	MIN	W-L-OT	GA	SA	SV	GAA	SV%
Semyon Varlamov	2	121	2-0-0	5	72	67	2.48	.931
Jean-Sebastien Giguere	1	59	0-1-0	2	37	35	2.03	.946



Pepsi Center • 1000 Chopper Circle
Denver, CO 80204 • (303) 405-1100

GM: Joe Sakic

Head Coach: Patrick Roy

PR: Jean Martineau, Brendan McNicholas,
Rob Knabenbauer, Scott Ward

Season	OVERALL							HOME							ROAD						
	GP	W	L	OT	PTS	GF	GA	GP	W	L	OT	PTS	GF	GA	GP	W	L	OT	PTS	GF	GA
1998-99	4	1	2	1	3	9	13	2	1	0	1	3	7	6	2	0	2	0	0	2	7
1999-00	4	0	2	2	2	8	11	2	0	1	1	1	4	5	2	0	1	1	1	4	6
2000-01	4	1	2	1	3	8	12	2	1	1	0	2	6	7	2	0	1	1	1	2	5
2001-02	4	1	2	1	3	14	16	2	0	1	1	1	8	9	2	1	1	0	2	6	7
2002-03	4	1	2	1	3	9	14	2	0	2	0	0	4	10	2	1	0	1	3	5	4
2003-04	4	3	1	0	6	12	11	2	1	1	0	2	7	8	2	2	0	0	4	5	3
2005-06	4	3	1	0	6	12	12	2	2	0	0	4	7	5	2	1	1	0	2	5	7
2006-07	4	2	2	0	4	11	11	2	1	1	0	2	4	5	2	1	1	0	2	7	6
2007-08	4	2	2	0	4	10	5	2	1	1	0	2	5	2	2	1	1	0	2	5	3
2008-09	4	1	3	0	2	5	10	2	1	1	0	2	4	4	2	0	2	0	0	1	6
2009-10	4	3	1	0	6	13	10	2	2	0	0	4	8	5	2	1	1	0	2	5	5
2010-11	4	4	0	0	8	17	8	2	2	0	0	4	9	5	2	2	0	0	4	8	3
2011-12	4	4	0	0	8	17	6	2	2	0	0	4	7	4	2	2	0	0	4	10	2
2012-13	3	1	1	1	3	8	8	1	1	0	0	2	3	1	2	0	1	1	1	5	7
Totals	55	27	21	7	61	153	147	27	15	9	3	33	83	76	28	12	12	4	28	70	71

OT column includes both ties and overtime losses in 1999-00 (one home tie and one road tie), 2000-01 (one road OTL), 2001-02 (one home tie), 2002-03 (one road tie) and 2003-04.
OT column includes ties in 1998-99 (one home tie).

Season	DATE		VISITOR		HOME	
1998-99	October 31, 1998	Colorado	2	NASHVILLE	3	
	February 19, 1999	Colorado	4	Nashville	4	OT
	February 27, 1999	Nashville	1	COLORADO	3	
	April 7, 1999	Nashville	1	COLORADO	4	
1999-00	October 5, 1999	COLORADO	3	Nashville	2	
	December 18, 1999	Colorado	2	Nashville	2	OT
	January 11, 2000	Nashville	2	COLORADO	4	
	March 16, 2000	Nashville	2	Colorado	2	OT
2000-01	October 25, 2000	Nashville	1	COLORADO	2	OT
	December 26, 2000	Colorado	2	NASHVILLE	5	
	December 29, 2000	Nashville	1	COLORADO	3	
	January 27, 2001	COLORADO	5	Nashville	1	
2001-02	January 1, 2002	Colorado	4	Nashville	4	OT
	January 30, 2002	NASHVILLE	5	Colorado	2	
	March 17, 2002	COLORADO	5	Nashville	4	
	April 1, 2002	Nashville	1	COLORADO	5	
2002-03	November 10, 2002	NASHVILLE	4	Colorado	3	
	November 14, 2002	COLORADO	3	Nashville	1	
	November 21, 2002	Nashville	1	Colorado	1	OT
	January 1, 2003	COLORADO	7	Nashville	3	
2003-04	October 25, 2003	COLORADO	5	Nashville	3	
	November 24, 2003	NASHVILLE	3	Colorado	2	
	January 8, 2004	Colorado	3	NASHVILLE	4	OT
	April 4, 2004	NASHVILLE	2	Colorado	1	OT
2005-06	October 12, 2005	NASHVILLE	5	Colorado	4	
	December 20, 2005	Colorado	2	NASHVILLE	3	
	January 3, 2006	Nashville	0	COLORADO	3	
	February 2, 2006	Colorado	3	NASHVILLE	4	OT
2006-07	November 11, 2006	Colorado	0	NASHVILLE	1	
	January 1, 2007	COLORADO	5	Nashville	3	
	January 30, 2007	Nashville	3	COLORADO	4	
	April 7, 2007	NASHVILLE	4	Colorado	2	
2007-08	October 4, 2007	Colorado	0	NASHVILLE	4	
	December 13, 2007	COLORADO	2	Nashville	1	
	December 15, 2007	Nashville	1	COLORADO	3	
	January 22, 2008	NASHVILLE	4	Colorado	0	
2008-09	November 8, 2008	Nashville	0	COLORADO	1	
	December 4, 2008	Colorado	2	NASHVILLE	3	
	December 29, 2008	Nashville	1	COLORADO	5	
	January 6, 2009	COLORADO	2	Nashville	1	
2009-10	October 8, 2009	Colorado	2	NASHVILLE	3	
	November 25, 2009	NASHVILLE	4	Colorado	3	OT
	January 22, 2010	Nashville	1	COLORADO	2	
	February 4, 2010	Colorado	3	NASHVILLE	5	
2010-11	January 20, 2011	NASHVILLE	5	Colorado	1	
	February 12, 2011	Colorado	3	NASHVILLE	5	
	March 12, 2011	Colorado	2	NASHVILLE	4	
	March 31, 2011	NASHVILLE	3	Colorado	2	
2011-12	January 10, 2012	NASHVILLE	4	Colorado	1	
	January 12, 2012	Colorado	2	NASHVILLE	3	OT
	March 8, 2012	Colorado	2	NASHVILLE	4	
	April 7, 2012	NASHVILLE	6	Colorado	1	
2012-13	February 18, 2013	Nashville	5	COLORADO	6	
	March 30, 2013	Nashville	0	COLORADO	1	OT
	April 2, 2013	Colorado	1	NASHVILLE	3	



NHL & OPPONENTS

COLUMBUS BLUE JACKETS

2012-13 SEASON SERIES

@ NASHVILLE

Date	Score	W/Goal
04 Apr '13	CBJ 3 @ NSH 1	Marian Gaborik
23 Mar '13	CBJ 2 @ NSH 5	David Legwand
19 Jan '13 **	CBJ 3 @ NSH 2	Derick Brassard

GOALS BY PERIOD

	1st	2nd	3rd	OT	Total
Nashville	6	3	3	0	12
Columbus	2	5	7	0	14

INDIVIDUAL SCORING

PREDATORS									
PLAYER	GP	G	A	P	+/-	PIM	PP	PP	SH
Shea Weber	5	2	2	4	1	9	1	0	0
David Legwand	5	1	3	4	2	6	0	0	0
Martin Erat	3	1	2	3	0	2	0	0	0
Gabriel Bourque	2	1	2	3	3	0	0	0	0
Mike Fisher	5	1	1	2	-1	2	0	0	0
Roman Josi	5	1	1	2	-1	0	1	0	0
Chris Mueller	4	1	1	2	1	4	0	0	0
Taylor Beck	3	1	1	2	3	0	0	0	0
Sergei Kostitsyn	4	0	2	2	-2	0	0	0	0
Bobby Butler	2	0	2	2	1	0	0	0	0
Patric Hornqvist	2	0	2	2	1	0	0	0	0
Kevin Klein	5	1	0	1	-1	0	0	0	0
Matt Halischuk	4	1	0	1	0	0	0	0	0
Ryan Ellis	3	1	0	1	-1	0	1	0	0
Jonathon Blum	4	0	1	1	2	0	0	0	0
Rich Clune	4	0	1	1	0	19	0	0	0
Brandon Yip	4	0	1	1	2	7	0	0	0
Joonas Rask	1	0	1	1	1	0	0	0	0
Nick Spaling	5	0	0	0	-2	0	0	0	0
Hal Gill	4	0	0	0	1	2	0	0	0
Craig Smith	4	0	0	0	-2	0	0	0	0
Victor Bartley	3	0	0	0	-1	0	0	0	0
Paul Gaustad	2	0	0	0	-2	0	0	0	0
Daniel Bang	1	0	0	0	0	0	0	0	0
Zach Boychuk	1	0	0	0	-1	2	0	0	0
Filip Forsberg	1	0	0	0	-2	0	0	0	0
Scott Hannan	1	0	0	0	0	5	0	0	0
Kevin Henderson	1	0	0	0	-1	0	0	0	0
Brian McGrattan	1	0	0	0	0	0	0	0	0
Colin Wilson	1	0	0	0	-1	0	0	0	0

Power Play: 3-6 50.0% / Penalty Killing: 7-12 58.3%

GOALTENDING

PREDATORS

	GP	MIN	W-L-OT	GA	SA	SV	GAA	SV%
Pekka Rinne	4	242	1-2-1	11	120	109	2.73	.908
Chris Mason	1	59	0-1-0	2	46	44	2.03	.957

BLUE JACKETS

	GP	MIN	W-L-OT	GA	SA	SV	GAA	SV%
Sergei Bobrovsky	5	255	4-1-0	11	139	128	2.59	.921
Steve Mason	1	49	0-0-0	0	12	12	0.00	1.000

@ COLUMBUS

Date	Score	W/Goal
27 Apr '13	NSH 1 @ CBJ 3	Jack Johnson
19 Mar '13	NSH 3 @ CBJ 4	Derick Brassard

* overtime ** shootout

SHOTS BY PERIOD

	1st	2nd	3rd	OT	Total
Nashville	58	43	50	1	152
Columbus	51	48	66	2	167

BLUE JACKETS									
PLAYER	GP	G	A	P	+/-	PIM	PP	PP	SH
Vinny Prospal	5	0	5	5	-2	2	0	0	0
Fedor Tyutin	5	1	3	4	1	2	0	0	0
Brandon Dubinsky	4	1	3	4	4	2	1	0	0
Cam Atkinson	5	1	2	3	4	2	0	0	0
Jack Johnson	5	1	2	3	-1	2	0	0	0
Matt Calvert	4	1	2	3	3	0	0	0	0
Marian Gaborik	2	1	2	3	0	0	0	0	0
Artem Anisimov	5	2	0	2	-3	0	0	0	0
RJ Umberger	5	1	1	2	0	2	1	0	0
Mark Letestu	4	1	1	2	-1	2	0	0	0
Nikita Nikitin	4	1	1	2	2	0	1	0	0
Dalton Prout	4	0	2	2	1	0	0	0	0
Nick Foligno	5	1	0	1	0	0	1	0	0
Derick Brassard	3	1	0	1	1	0	0	0	0
James Wisniewski	3	1	0	1	-1	0	1	0	0
Tim Erixon	3	0	1	1	-1	0	0	0	0
Blake Comeau	1	0	1	1	2	0	0	0	0
Ryan Johansen	5	0	0	0	-1	0	0	0	0
Derek MacKenzie	5	0	0	0	-3	5	0	0	0
Jared Boll	4	0	0	0	-3	5	0	0	0
Adrian Aucoin	3	0	0	0	0	0	0	0	0
John Moore	3	0	0	0	-1	0	0	0	0
Colton Gillies	2	0	0	0	-1	2	0	0	0
Derek Dorsett	1	0	0	0	0	7	0	0	0

Power Play: 5-12 41.7% / Penalty Killing: 3-6 50.0%



Nationwide Arena • 200 W. Nationwide Blvd.

Columbus, OH 43215 • (614) 246-4625

GM: Jarmo Kekalainen

Head Coach: Todd Richards

PR: Todd Sharrock, Karen Davis, Richard Bowness

	OVERALL							HOME							ROAD						
Season	GP	W	L	OT	PTS	GF	GA	GP	W	L	OT	PTS	GF	GA	GP	W	L	OT	PTS	GF	GA
2000-01	5	2	3	0	4	10	15	3	1	2	0	2	6	11	2	1	1	0	2	4	4
2001-02	5	3	2	0	6	10	9	2	2	0	0	4	5	3	3	1	2	0	2	5	6
2002-03	5	3	1	1	7	15	6	3	2	0	1	5	9	3	2	1	1	0	2	6	3
2003-04	6	4	1	1	9	21	17	3	2	0	1	5	9	7	3	2	1	0	4	12	10
2005-06	8	5	2	1	11	34	23	4	3	1	0	6	20	10	4	2	1	1	5	14	13
2006-07	8	8	0	0	16	28	12	4	4	0	0	8	12	3	4	4	0	0	8	16	9
2007-08	8	7	0	1	15	25	12	4	4	0	0	8	15	8	4	3	0	1	7	10	4
2008-09	6	3	2	1	7	20	18	3	3	0	0	6	15	9	3	0	2	1	1	5	9
2009-10	6	5	1	0	10	18	13	3	3	0	0	6	9	6	3	2	1	0	4	9	7
2010-11	6	4	2	0	8	15	13	3	3	0	0	6	11	4	3	1	2	0	2	4	9
2011-12	6	5	0	1	11	23	15	3	2	0	1	5	13	10	3	3	0	0	6	10	5
2012-13	5	1	3	1	3	12	15	3	1	1	1	3	8	8	2	0	2	0	0	4	7
Totals	74	50	17	7	107	231	168	38	30	4	4	64	132	82	36	20	13	3	43	99	86

OT column includes both ties and overtime losses in 1999-00, 2000-01, 2001-02, 2002-03 (one home tie) and 2003-04 (one home OTL). OT column includes both overtime losses and shootout losses in 2005-06 (one road OTL).

DATE	VISITOR	HOME	DATE	VISITOR	HOME
2000-01	November 16, 2000	COLUMBUS 5 Nashville 1	2007-08	November 10, 2007	Columbus 3 NASHVILLE 4 SO
	February 8, 2001	Columbus 1 NASHVILLE 3		November 12, 2007	NASHVILLE 4 Columbus 1
	February 10, 2001	Nashville 2 COLUMBUS 3		December 23, 2007	NASHVILLE 3 Columbus 1
	March 1, 2001	COLUMBUS 5 Nashville 2		December 27, 2007	Columbus 3 NASHVILLE 4
	March 19, 2001	NASHVILLE 2 Columbus 1		January 12, 2008	Nashville 1 COLUMBUS 2 SO
2001-02	November 17, 2001	Columbus 2 NASHVILLE 3		January 31, 2008	Columbus 2 NASHVILLE 4
	January 6, 2002	Nashville 3 COLUMBUS 4		March 25, 2008	Columbus 0 NASHVILLE 3
	January 19, 2002	Columbus 1 NASHVILLE 2		March 28, 2008	NASHVILLE 2 Columbus 0
	February 9, 2002	NASHVILLE 1 Columbus 0 OT	2008-09	October 17, 2008	Nashville 3 COLUMBUS 5
	April 4, 2002	Nashville 1 COLUMBUS 2		October 18, 2008	Columbus 3 NASHVILLE 6
2002-03	November 16, 2002	Columbus 1 Nashville 1 OT		December 11, 2008	Nashville 1 COLUMBUS 2 SO
	January 6, 2003	NASHVILLE 5 Columbus 1		March 5, 2009	Columbus 2 NASHVILLE 4
	January 30, 2003	Nashville 1 COLUMBUS 2		March 31, 2009	Nashville 1 COLUMBUS 2
	February 8, 2003	Columbus 2 NASHVILLE 3		April 4, 2009	Columbus 4 NASHVILLE 5 SO
	February 25, 2003	Columbus 0 NASHVILLE 5	2009-10	November 21, 2009	Columbus 3 NASHVILLE 4 SO
2003-04	October 18, 2003	Columbus 2 NASHVILLE 3		December 10, 2009	Columbus 3 NASHVILLE 4 SO
	November 26, 2003	Columbus 2 NASHVILLE 4		December 14, 2009	NASHVILLE 5 Columbus 3
	December 4, 2003	NASHVILLE 4 Columbus 2		December 31, 2009	NASHVILLE 2 Columbus 1 OT
	January 29, 2004	NASHVILLE 6 Columbus 4		January 26, 2010	Nashville 2 COLUMBUS 3
	February 16, 2004	Nashville 2 COLUMBUS 4		March 20, 2010	Columbus 0 NASHVILLE 1 OT
	March 27, 2004	COLUMBUS 3 Nashville 2 OT	2010-11	November 22, 2010	Nashville 0 COLUMBUS 2
2005-06	October 26, 2005	Nashville 2 COLUMBUS 3 OT		December 1, 2010	NASHVILLE 4 Columbus 3 SO
	November 23, 2005	NASHVILLE 4 Columbus 2		January 2, 2011	Columbus 1 NASHVILLE 4
	December 17, 2005	Columbus 3 NASHVILLE 7		February 22, 2011	Nashville 0 COLUMBUS 4
	December 23, 2005	NASHVILLE 5 Columbus 4		February 27, 2011	Columbus 2 NASHVILLE 3
	January 21, 2006	Columbus 2 NASHVILLE 7		April 8, 2011	Columbus 1 NASHVILLE 4
	January 28, 2006	Nashville 3 COLUMBUS 4	2011-12	October 7, 2011	NASHVILLE 3 Columbus 2
	February 11, 2006	Columbus 2 NASHVILLE 5		November 19, 2011	COLUMBUS 4 Nashville 3 OT
	APRIL 3, 2006	COLUMBUS 3 NASHVILLE 1		December 8, 2011	NASHVILLE 4 Columbus 3 OT
2006-07	November 15, 2006	NASHVILLE 5 Columbus 4		December 22, 2011	Columbus 5 NASHVILLE 6
	November 18, 2006	Columbus 2 NASHVILLE 4		January 19, 2012	NASHVILLE 3 Columbus 0
	November 20, 2006	NASHVILLE 3 Columbus 1		January 23, 2012	Columbus 1 NASHVILLE 4
	January 12, 2007	Columbus 0 NASHVILLE 2	2012-13	January 19, 2013	COLUMBUS 3 Nashville 2 SO
	January 13, 2007	NASHVILLE 4 Columbus 1		March 19, 2013	Nashville 3 COLUMBUS 4
	January 18, 2007	Columbus 0 NASHVILLE 4		March 23, 2013	Columbus 2 NASHVILLE 5
	February 25, 2007	NASHVILLE 4 Columbus 3 SO		April 4, 2013	COLUMBUS 3 Nashville 1
	March 10, 2007	Columbus 1 NASHVILLE 2		April 27, 2013	Nashville 1 COLUMBUS 3

NHL & OPPONENTS



NHL & OPPONENTS

DALLAS STARS

2012-13 SEASON SERIES

@ NASHVILLE

Date	Score	W/Goal
12 Apr '13	DAL 5 @ NSH 2	Tom Wandell
25 Feb '13 *	DAL 4 @ NSH 5	Roman Josi

GOALS BY PERIOD

	1st	2nd	3rd	OT	Total
Nashville	3	4	3	1	11
Dallas	2	6	1	0	9

INDIVIDUAL SCORING

PREDATORS								
PLAYER	GP	G	A	P	+/-	PIM	PP	SH
Roman Josi	3	2	3	5	1	2	0	0
Craig Smith	3	1	2	3	1	4	0	0
Patric Hornqvist	2	1	2	3	-1	2	1	0
David Legwand	3	0	3	3	-1	0	0	0
Rich Clune	3	1	1	2	0	7	0	0
Shea Weber	3	1	1	2	2	15	1	0
Sergei Kostitsyn	3	0	2	2	1	5	0	0
Nick Spaling	3	1	0	1	1	4	0	0
Gabriel Bourque	2	1	0	1	0	0	1	0
Bobby Butler	2	1	0	1	-1	2	0	0
Mike Fisher	2	1	0	1	2	11	0	0
Taylor Beck	1	1	0	1	-1	0	1	0
Matt Halischuk	3	0	1	1	0	0	0	0
Victor Bartley	2	0	1	1	-1	0	0	0
Martin Erat	2	0	1	1	1	2	0	0
Daniel Bang	1	0	1	1	-1	0	0	0
Colin Wilson	1	0	1	1	1	0	0	0
Kevin Klein	3	0	0	0	-2	0	0	0
Jonathon Blum	2	0	0	0	-1	0	0	0
Ryan Ellis	2	0	0	0	1	5	0	0
Scott Hannan	2	0	0	0	1	0	0	0
Brandon Yip	2	0	0	0	0	5	0	0
Paul Gaustad	1	0	0	0	0	0	0	0
Hal Gill	1	0	0	0	-1	0	0	0
Chris Mueller	1	0	0	0	-1	0	0	0
Austin Watson	1	0	0	0	-1	0	0	0

Power Play: 4-11 36.4% / Penalty Killing: 8-11 72.7%

@ DALLAS

Date	Score	W/Goal
12 Mar '13	NSH 4 @ DAL 0	Nick Spaling

* overtime ** shootout

SHOTS BY PERIOD

	1st	2nd	3rd	OT	Total
Nashville	22	27	30	1	80
Dallas	20	34	20	0	74

STARS								
PLAYER	GP	G	A	P	+/-	PIM	PP	SH
Vernon Fiddler	3	1	2	3	0	4	1	0
Michael Ryder	1	0	3	3	1	0	0	0
Alex Chiasson	1	2	0	2	2	0	0	0
Loui Eriksson	3	1	1	2	0	2	1	0
Ray Whitney	2	1	1	2	2	0	1	0
Erik Cole	2	1	0	1	1	0	0	0
Matt Fraser	2	1	0	1	1	0	0	0
Reilly Smith	2	1	0	1	0	0	0	0
Tom Wandell	1	1	0	1	0	0	0	0
Trevor Daley	3	0	1	1	1	0	0	0
Cody Eakin	3	0	1	1	0	0	0	0
Ryan Garbutt	3	0	1	1	-1	0	0	0
Alex Goligoski	3	0	1	1	0	4	0	0
Stephane Robidas	3	0	1	1	1	7	0	0
Jordie Benn	2	0	1	1	0	0	0	0
Jamie Benn	2	0	1	1	-1	0	0	0
Antoine Roussel	2	0	1	1	0	20	0	0
Philip Larsen	1	0	1	1	0	0	0	0
Brenden Dillon	3	0	0	0	-1	6	0	0
Eric Nystrom	3	0	0	0	0	16	0	0
Jaromir Jagr	2	0	0	0	-3	0	0	0
Jamie Oleksiak	2	0	0	0	-1	10	0	0
Derek Roy	2	0	0	0	1	0	0	0
Brenden Morrow	1	0	0	0	-2	0	0	0
Aaron Rome	1	0	0	0	0	0	0	0
Tomas Vincour	1	0	0	0	0	0	0	0

Power Play: 3-11 27.3% / Penalty Killing: 7-11 63.6%

GOALTENDING

PREDATORS

	GP	MIN	W-L-OT	GA	SA	SV	GAA	SV%
Pekka Rinne	2	120	2-0-0	4	56	52	1.99	.929
Chris Mason	1	60	0-1-0	5	18	13	5.00	.722

STARS

	GP	MIN	W-L-OT	GA	SA	SV	GAA	SV%
Richard Bachman	1	60	1-0-0	2	28	26	2.00	.929
Cristopher Nilstrop	1	60	0-0-1	5	31	26	4.97	.839
Kari Lehtonen	1	60	0-1-0	4	21	17	4.00	.810



Dr. Pepper StarCenter at Frisco • 2601 Avenue of the Stars
Frisco, TX 75034 • (214) 387-5500
GM: Jim Nill
Head Coach: Lindy Ruff
PR: Tom Holy, Greg Ramirez, Joe Calvillo, Ben Fromstein

Season	OVERALL							HOME							ROAD						
	GP	W	L	OT	PTS	GF	GA	GP	W	L	OT	PTS	GF	GA	GP	W	L	OT	PTS	GF	GA
1998-99	4	1	3	0	2	5	9	2	0	2	0	0	3	7	2	1	1	0	2	2	2
1999-00	4	2	2	0	4	9	10	2	2	0	0	4	8	4	2	0	2	0	0	1	6
2000-01	4	0	3	1	1	5	12	2	0	2	0	0	1	3	2	0	1	1	1	4	9
2001-02	4	2	2	0	4	7	9	2	2	0	0	4	6	2	2	0	2	0	0	1	7
2002-03	4	3	1	0	6	10	6	2	2	0	0	4	8	3	2	1	1	0	2	2	3
2003-04	4	0	3	1	1	6	13	2	0	1	1	1	2	4	2	0	2	0	0	4	9
2005-06	4	1	3	0	2	9	12	2	1	1	0	2	6	6	2	0	2	0	0	3	6
2006-07	4	1	3	0	2	6	11	2	1	1	0	2	5	6	2	0	2	0	0	1	5
2007-08	4	3	1	0	6	12	8	2	1	1	0	2	8	7	2	2	0	0	4	4	1
2008-09	4	2	2	0	4	11	11	2	2	0	0	4	6	1	2	0	2	0	0	5	10
2009-10	4	2	2	0	4	8	13	2	1	1	0	2	5	5	2	1	1	0	2	3	8
2010-11	4	2	2	0	4	9	9	2	1	1	0	2	6	6	2	1	1	0	2	3	3
2011-12	4	2	2	0	4	9	12	2	1	1	0	2	3	4	2	1	1	0	2	6	8
2012-13	3	2	1	0	4	9	4	2	1	1	0	2	5	4	1	1	0	0	2	4	0
Totals	55	23	30	2	48	115	139	28	15	12	1	31	72	62	27	8	18	1	17	43	77

OT column includes both ties and overtime losses in 1999-00, 2000-01 (one road OTL), 2001-02, 2002-03 and 2003-04 (one home tie). OT column includes ties in 1998-99.

	DATE	VISITOR	HOME			DATE	VISITOR	HOME				
1998-99	December 28, 1998	Nashville	0	DALLAS	1	2006-07	November 22, 2006	Nashville	0	DALLAS	1	
	February 23, 1999	DALLAS	4	Nashville	3		December 29, 2006	Nashville	1	DALLAS	4	
	February 24, 1999	NASHVILLE	2	Dallas	1		March 17, 2007	Dallas	2	NASHVILLE	3	
	March 28, 1999	DALLAS	3	Nashville	0		March 31, 2007	DALLAS	4	Nashville	2	
1999-00	October 16, 1999	Dallas	2	NASHVILLE	3	2007-08	October 6, 2007	Dallas	1	NASHVILLE	5	
	January 5, 2000	Nashville	1	DALLAS	3		December 31, 2007	NASHVILLE	1	Dallas	0	
	February 16, 2000	Nashville	0	DALLAS	3		February 23, 2008	DALLAS	6	Nashville	3	
	February 21, 2000	Dallas	2	NASHVILLE	5		March 1, 2008	NASHVILLE	3	Dallas	1	
2000-01	November 22, 2000	DALLAS	1	Nashville	0	2008-09	October 11, 2008	Dallas	1	NASHVILLE	3	
	January 17, 2001	Nashville	3	DALLAS	4		OT	October 15, 2008	Nashville	4	DALLAS	6
	February 13, 2001	DALLAS	2	Nashville	1		December 13, 2008	Dallas	0	NASHVILLE	3	
	April 4, 2001	Nashville	1	DALLAS	5		February 8, 2009	Nashville	1	DALLAS	4	
2001-02	October 5, 2001	Nashville	1	DALLAS	4	2009-10	October 3, 2009	NASHVILLE	3	Dallas	2	SO
	November 2, 2001	Nashville	0	DALLAS	3		October 14, 2009	Nashville	0	DALLAS	6	
	November 3, 2001	Dallas	1	NASHVILLE	4		October 31, 2009	Dallas	2	NASHVILLE	4	
	February 6, 2002	Dallas	1	NASHVILLE	2		March 23, 2010	DALLAS	3	Nashville	1	
2002-03	November 30, 2002	Dallas	2	NASHVILLE	5	2010-11	October 23, 2010	NASHVILLE	1	Dallas	0	
	December 26, 2002	Dallas	1	NASHVILLE	3		December 28, 2010	DALLAS	4	Nashville	2	
	March 7, 2003	NASHVILLE	2	Dallas	1		February 26, 2011	Nashville	2	DALLAS	3	
	April 6, 2003	Nashville	0	DALLAS	2		March 26, 2011	Dallas	2	NASHVILLE	4	
2003-04	October 11, 2003	DALLAS	3	Nashville	1	2011-12	December 23, 2011	Nashville	3	DALLAS	6	
	November 1, 2003	Dallas	1	Nashville	1		OT	January 5, 2012	DALLAS	4	Nashville	1
	November 2, 2003	Nashville	3	DALLAS	7		February 19, 2012	NASHVILLE	3	Dallas	2	
	December 26, 2003	Nashville	1	DALLAS	2		April 5, 2012	Dallas	0	NASHVILLE	2	
2005-06	November 10, 2005	Dallas	3	NASHVILLE	5	2012-13	February 25, 2013	Dallas	4	NASHVILLE	5	OT
	November 26, 2005	DALLAS	3	Nashville	1		March 12, 2013	NASHVILLE	4	Dallas	0	
	February 1, 2006	Nashville	1	DALLAS	2		April 12, 2013	DALLAS	5	Nashville	2	
	February 6, 2006	Nashville	2	DALLAS	4							



NHL & OPPONENTS

DETROIT RED WINGS

2012-13 SEASON SERIES

@ NASHVILLE

Date	Score	W/Goal
14 Apr '13	DET 3 @ NSH 0	Henrik Zetterberg
19 Feb '13 *	DET 3 @ NSH 4	Shea Weber

@ DETROIT

Date	Score	W/Goal
25 Apr '13	NSH 2 @ DET 5	Patrick Eaves
23 Feb '13	NSH 0 @ DET 4	Drew Miller

* overtime ** shootout

GOALS BY PERIOD

	1st	2nd	3rd	OT	Total
Nashville	4	0	1	1	6
Detroit	3	6	6	0	15

SHOTS BY PERIOD

	1st	2nd	3rd	OT	Total
Nashville	42	34	25	1	102
Detroit	41	45	40	0	126

INDIVIDUAL SCORING

PREDATORS								
PLAYER	GP	G	A	P	+/-	PIM	PP	SH
Craig Smith	4	2	1	3	0	2	2	0
Shea Weber	4	1	2	3	0	0	0	0
Mike Fisher	3	1	2	3	3	0	0	0
Colin Wilson	2	0	2	2	-3	0	0	0
Roman Josi	4	1	0	1	-1	0	0	0
Gabriel Bourque	2	1	0	1	2	0	0	0
Rich Clune	4	0	1	1	1	6	0	0
Sergei Kostitsyn	4	0	1	1	-2	2	0	0
Scott Hannan	2	0	1	1	-2	0	0	0
Jonathon Blum	4	0	0	0	-3	0	0	0
Matt Halischuk	4	0	0	0	-3	0	0	0
Kevin Klein	4	0	0	0	-5	2	0	0
David Legwand	4	0	0	0	-8	0	0	0
Nick Spaling	4	0	0	0	-4	4	0	0
Hal Gill	3	0	0	0	-3	0	0	0
Daniel Bang	2	0	0	0	0	0	0	0
Victor Bartley	2	0	0	0	-2	0	0	0
Bobby Butler	2	0	0	0	-2	0	0	0
Ryan Ellis	2	0	0	0	-2	2	0	0
Martin Erat	2	0	0	0	-3	0	0	0
Patric Hornqvist	2	0	0	0	2	0	0	0
Chris Mueller	2	0	0	0	-3	0	0	0
Taylor Beck	1	0	0	0	-2	2	0	0
Filip Forsberg	1	0	0	0	-2	0	0	0
Kevin Henderson	1	0	0	0	-1	0	0	0
Joonas Rask	1	0	0	0	-2	0	0	0
Austin Watson	1	0	0	0	0	0	0	0
Brandon Yip	1	0	0	0	-2	0	0	0

Power Play: 2-15 13.3% / Penalty Killing: 8-10 80.0%

RED WINGS								
PLAYER	GP	G	A	P	+/-	PIM	PP	SH
Pavel Datsyuk	4	2	7	9	7	0	1	0
Daniel Cleary	4	3	3	6	5	2	1	1
Henrik Zetterberg	4	1	4	5	4	0	0	0
Niklas Kronwall	4	0	4	4	5	2	0	0
Johan Franzen	2	2	1	3	3	2	0	0
Justin Abdelkader	4	2	0	2	5	2	0	0
Valtteri Filppula	4	1	1	2	2	2	0	0
Jordin Tootoo	4	1	1	2	2	0	0	0
Patrick Eaves	3	1	1	2	1	0	0	0
Drew Miller	3	1	0	1	2	0	0	0
Tomas Tatar	2	1	0	1	-1	0	0	0
Joakim Andersson	4	0	1	1	-1	0	0	0
Damen Brunner	4	0	1	1	-1	2	0	0
Jakub Kindl	4	0	1	1	5	6	0	0
Danny DeKeyser	2	0	1	1	3	0	0	0
Cory Emmerton	4	0	0	0	1	0	0	0
Jonathan Ericsson	4	0	0	0	2	2	0	0
Brian Lashoff	2	0	0	0	1	0	0	0
Gustav Nyquist	2	0	0	0	-1	6	0	0
Kyle Quincey	2	0	0	0	1	0	0	0
Brendan Smith	2	0	0	0	0	0	0	0
Ian White	2	0	0	0	0	0	0	0
Carlo Colaiacovo	1	0	0	0	0	2	0	0
Kent Huskins	1	0	0	0	0	0	0	0

Power Play: 2-10 20.0% / Penalty Killing: 13-15 86.7%

GOALTENDING

PREDATORS

	GP	MIN	W-L-OT	GA	SA	SV	GAA	SV%
Pekka Rinne	3	180	1-2-0	9	87	78	3.01	.897
Chris Mason	1	60	0-1-0	5	38	33	5.00	.868

RED WINGS

	GP	MIN	W-L-OT	GA	SA	SV	GAA	SV%
Jimmy Howard	4	191	3-0-0	4	84	80	1.26	.952
Jonas Gustavsson	1	49	0-0-1	2	18	16	2.43	.889



Joe Louis Arena • 600 Civic Center Drive
 Detroit, MI 48226 • (313) 396-7544
 GM: Ken Holland
 Head Coach: Mike Babcock
 PR: John Hahn, Todd Beam, Kyle Kujawa

Season	OVERALL							HOME							ROAD						
	GP	W	L	OT	PTS	GF	GA	GP	W	L	OT	PTS	GF	GA	GP	W	L	OT	PTS	GF	GA
1998-99	6	1	5	0	2	13	23	3	1	2	0	2	8	12	3	0	3	0	5	11	
1999-00	6	1	4	1	3	15	24	3	1	2	0	2	8	10	3	0	2	1	1	7	14
2000-01	5	2	2	1	5	14	16	2	1	0	1	3	6	5	3	1	2	0	2	8	11
2001-02	5	1	2	2	4	12	15	3	1	1	1	3	6	6	2	0	1	1	1	6	9
2002-03	5	1	3	1	3	11	17	2	1	1	0	2	5	5	3	0	2	1	1	6	12
2003-04	6	3	2	1	7	13	19	3	2	1	0	4	7	7	3	1	1	1	3	6	12
2005-06	8	4	4	0	8	19	24	4	1	3	0	2	11	13	4	3	1	0	6	8	11
2006-07	8	2	5	1	5	21	28	4	2	2	0	4	13	12	4	0	3	1	1	8	16
2007-08	8	3	3	2	8	19	21	4	2	2	0	4	11	12	4	1	1	2	4	8	9
2008-09	6	4	2	0	8	24	19	3	2	1	0	4	14	7	3	2	1	0	4	10	12
2009-10	6	2	2	2	6	13	17	3	1	0	2	4	5	5	3	1	2	0	2	8	12
2010-11	6	4	1	1	9	18	13	3	2	0	1	5	9	5	3	2	1	0	4	9	8
2011-12	6	3	3	0	6	14	16	3	2	1	0	4	8	9	3	1	2	0	2	6	7
2012-13	4	1	3	0	2	6	15	2	1	1	0	2	4	6	2	0	2	0	0	2	9
Totals	85	32	41	12	76	212	267	42	20	17	5	45	115	114	43	12	24	7	31	97	153

OT column includes both ties and overtime losses in 1999-00 (one road OTL), 2000-01 (one home tie), 2001-02 (one home tie and one road tie), 2002-03 (one road tie) and 2003-04 (one road OTL). OT column includes ties in 1998-99.

	DATE	VISITOR	HOME		DATE	VISITOR	HOME		
1998-99	October 21, 1998	Nashville	2 DETROIT	5	2006-07	March 6, 2007	Nashville	3 DETROIT 4 SO	
	December 23, 1998	Detroit	3 NASHVILLE	5		March 13, 2007	DETROIT	5 Nashville 2	
	January 14, 1999	Nashville	1 DETROIT	2 OT		March 14, 2007	Nashville	2 DETROIT 4	
	January 26, 1999	DETROIT	4 Nashville	1		March 29, 2007	DETROIT	2 Nashville 1	
	February 9, 1999	DETROIT	5 Nashville	2	2007-08	November 7, 2007	Nashville	2 DETROIT 3 SO	
	April 14, 1999	Nashville	2 DETROIT	4		November 22, 2007	Detroit	2 NASHVILLE 3	
1999-00	December 4, 1999	Detroit	1 NASHVILLE	4		December 10, 2007	DETROIT	2 Nashville 1	
	December 8, 1999	Nashville	3 DETROIT	6		February 12, 2008	Detroit	2 NASHVILLE 4	
	January 6, 2000	Nashville	2 DETROIT	5		March 9, 2008	Nashville	3 DETROIT 4	
	March 10, 2000	DETROIT	3 Nashville	1		March 15, 2008	NASHVILLE	3 Detroit 1	
	March 14, 2000	Nashville	2 DETROIT	3 OT	March 20, 2008	DETROIT	6 Nashville 3		
	March 23, 2000	DETROIT	6 Nashville	3	March 30, 2008	Nashville	0 DETROIT 1 OT		
2000-01	October 19, 2000	NASHVILLE	2 Detroit	1 OT	2008-09	December 26, 2008	Detroit	2 NASHVILLE 3	
	November 18, 2000	Detroit	2 NASHVILLE	3		February 10, 2009	DETROIT	5 Nashville 3	
	November 20, 2000	Nashville	3 DETROIT	6		February 18, 2009	Nashville	2 DETROIT 6	
	January 24, 2001	Nashville	3 DETROIT	4		February 28, 2009	Detroit	0 NASHVILLE 8	
	February 20, 2001	Detroit	3 Nashville	3 OT		March 29, 2009	NASHVILLE	4 Detroit 3	
2001-02	October 27, 2001	DETROIT	1 Nashville	0		April 9, 2009	NASHVILLE	4 Detroit 3 SO	
	November 20, 2001	Nashville	3 DETROIT	6	2009-10	November 23, 2009	Detroit	1 NASHVILLE 3	
	December 29, 2001	Detroit	2 NASHVILLE	3 OT		December 12, 2009	DETROIT	3 Nashville 2 OT	
	March 25, 2002	Detroit	3 Nashville	3 OT		January 29, 2010	Nashville	2 DETROIT 4	
	March 28, 2002	Nashville	3 Detroit	3 OT		March 5, 2010	Nashville	2 DETROIT 5	
2002-03	October 26, 2002	Detroit	1 NASHVILLE	3		March 27, 2010	DETROIT	1 Nashville 0 SO	
	November 12, 2002	Nashville	1 DETROIT	4	April 3, 2010	NASHVILLE	4 Detroit 3 OT		
	December 28, 2002	DETROIT	4 Nashville	2	2010-11	October 30, 2010	Nashville	2 DETROIT 5	
	February 4, 2003	Nashville	5 Detroit	5 OT		December 8, 2010	NASHVILLE	3 Detroit 2	
	March 31, 2003	Nashville	0 DETROIT	3		February 5, 2011	Detroit	0 NASHVILLE 3	
2003-04	October 30, 2003	Detroit	3 NASHVILLE	5		February 9, 2011	NASHVILLE	4 Detroit 1	
	November 8, 2003	NASHVILLE	4 Detroit	3		March 9, 2011	Detroit	1 NASHVILLE 3	
	December 20, 2003	Detroit	0 NASHVILLE	1	April 2, 2011	DETROIT	4 Nashville 3 OT		
	January 5, 2004	Nashville	0 DETROIT	6	2011-12	November 26, 2011	Nashville	1 DETROIT 4	
	February 3, 2004	DETROIT	4 Nashville	1		December 15, 2011	Detroit	3 NASHVILLE 4	
March 14, 2004	Nashville	2 DETROIT	3 OT	December 26, 2011		DETROIT	4 Nashville 1		
2005-06	January 6, 2006	DETROIT	3 Nashville	1		February 17, 2012	Nashville	1 DETROIT 2	
	January 23, 2006	NASHVILLE	3 Detroit	2		March 10, 2012	Detroit	2 NASHVILLE 3	
	January 24, 2006	NASHVILLE	2 Detroit	1 OT	March 30, 2012	NASHVILLE	4 Detroit 1		
	February 8, 2006	Nashville	0 DETROIT	6	2012-13	February 19, 2013	Detroit	3 NASHVILLE 4 OT	
	February 9, 2006	DETROIT	3 Nashville	2		February 23, 2013	Nashville	0 DETROIT 4	
	March 21, 2006	NASHVILLE	3 Detroit	2 SO		April 14, 2013	DETROIT	3 Nashville 0	
	March 30, 2006	DETROIT	4 Nashville	2		April 25, 2013	Nashville	2 DETROIT 5	
	APRIL 18, 2006	Detroit	3 NASHVILLE	6					
2006-07	November 10, 2006	Nashville	0 DETROIT	3					
	November 25, 2006	Detroit	2 NASHVILLE	6					
	January 17, 2007	Nashville	3 DETROIT	5					
	February 24, 2007	Detroit	3 NASHVILLE	4 OT					



NHL & OPPONENTS

EDMONTON OILERS

2012-13 SEASON SERIES

@ NASHVILLE

Date	Score	W/Goal
25 Mar '13	EDM 2 @ NSH 3	Chris Mueller
08 Mar '13	EDM 0 @ NSH 6	Patric Hornqvist

GOALS BY PERIOD

	1st	2nd	3rd	OT	Total
Nashville	3	5	3	0	11
Edmonton	1	1	3	0	5

INDIVIDUAL SCORING

PREDATORS									
PLAYER	GP	G	A	P	+/-	PIM	PP	SH	
Colin Wilson	1	2	2	4	2	0	1	0	
Shea Weber	3	1	3	4	3	0	1	0	
Mike Fisher	3	0	4	4	4	0	0	0	
Sergei Kostitsyn	3	1	2	3	2	0	0	0	
Martin Erat	3	0	3	3	2	0	0	0	
Roman Josi	3	1	1	2	2	0	0	0	
Craig Smith	2	0	2	2	-2	2	0	0	
Rich Clune	3	1	0	1	1	5	0	0	
Kevin Klein	3	1	0	1	1	0	0	0	
David Legwand	3	1	0	1	-1	2	0	0	
Patric Hornqvist	2	1	0	1	0	2	1	0	
Zach Boychuk	1	1	0	1	1	0	0	0	
Chris Mueller	1	1	0	1	1	0	0	0	
Victor Bartley	3	0	1	1	1	0	0	0	
Bobby Butler	3	0	1	1	2	0	0	0	
Brandon Yip	2	0	1	1	1	0	0	0	
Paul Gaustad	1	0	1	1	1	2	0	0	
Gabriel Bourque	3	0	0	0	1	0	0	0	
Jonathon Blum	2	0	0	0	0	4	0	0	
Ryan Ellis	2	0	0	0	1	2	0	0	
Scott Hannan	2	0	0	0	1	0	0	0	
Nick Spaling	2	0	0	0	1	0	0	0	
Taylor Beck	1	0	0	0	0	0	0	0	
Hal Gill	1	0	0	0	1	0	0	0	
Matt Halischuk	1	0	0	0	0	0	0	0	

Power Play: 3-10 30.0% / Penalty Killing: 4-6 66.7%

@ EDMONTON

Date	Score	W/Goal
17 Mar '13	NSH 2 @ EDM 3	Jordan Eberle

* overtime ** shootout

SHOTS BY PERIOD

	1st	2nd	3rd	OT	Total
Nashville	33	27	31	0	91
Edmonton	21	27	23	0	71

OILERS									
PLAYER	GP	G	A	P	+/-	PIM	PP	SH	
Jordan Eberle	3	1	1	2	-2	0	0	0	
Taylor Hall	3	1	1	2	-3	0	1	0	
Magnus Paajarvi	3	1	0	1	-1	0	1	0	
Shawn Horcoff	2	1	0	1	0	2	0	0	
Lennart Petrell	2	1	0	1	0	0	0	1	
Sam Gagner	3	0	1	1	0	0	0	0	
Ryan Nugent-Hopkins	3	0	1	1	-3	0	0	0	
Jeff Petry	3	0	1	1	-1	0	0	0	
Nick Schultz	3	0	1	1	-1	6	0	0	
Ales Hemsky	2	0	1	1	-1	2	0	0	
Ryan Whitney	2	0	1	1	-2	2	0	0	
Corey Potter	1	0	1	1	-1	0	0	0	
Mike Brown	3	0	0	0	-2	5	0	0	
Ryan Jones	3	0	0	0	-2	2	0	0	
Justin Schultz	3	0	0	0	-2	2	0	0	
Ladislav Smid	3	0	0	0	-2	2	0	0	
Ryan Smyth	3	0	0	0	-1	0	0	0	
Nail Yakupov	3	0	0	0	0	0	0	0	
Eric Belanger	2	0	0	0	-1	0	0	0	
Mark Fistric	2	0	0	0	1	0	0	0	
Ben Eager	1	0	0	0	0	0	0	0	
Theo Peckham	1	0	0	0	-2	4	0	0	

Power Play: 2-6 33.3% / Penalty Killing: 7-10 70.0%

GOALTENDING

PREDATORS

	GP	MIN	W-L-OT	GA	SA	SV	GAA	SV%
Pekka Rinne	3	177	2-1-0	5	71	66	1.69	.930

OILERS

	GP	MIN	W-L-OT	GA	SA	SV	GAA	SV%
Devan Dubnyk	3	139	1-2-0	7	70	63	3.02	.900
Yann Danis	1	40	0-0-0	4	21	17	6.00	.810



11230 110th St.
Edmonton, AB T5G 3H7 • (780) 414-4000
GM: Craig MacTavish
Head Coach: Dallas Eakins
PR: J.J. Hebert, Patrick Garland, Shawn May

	OVERALL							HOME							ROAD						
Season	GP	W	L	OT	PTS	GF	GA	GP	W	L	OT	PTS	GF	GA	GP	W	L	OT	PTS	GF	GA
1998-99	4	1	2	1	3	10	11	2	1	0	1	3	6	4	2	0	2	0	0	4	7
1999-00	5	3	2	0	6	14	14	3	2	1	0	4	9	8	2	1	1	0	2	5	6
2000-01	4	1	3	0	2	8	14	2	0	2	0	0	3	8	2	1	1	0	2	5	6
2001-02	4	2	1	1	5	12	10	2	0	1	1	1	5	6	2	2	0	0	4	7	4
2002-03	4	1	2	1	3	10	13	2	0	2	0	0	5	8	2	1	0	1	3	5	5
2003-04	4	2	1	1	5	12	11	2	1	0	1	3	4	3	2	1	1	0	2	8	8
2005-06	4	1	2	1	3	8	14	2	1	1	0	2	4	7	2	0	1	1	1	4	7
2006-07	4	4	0	0	8	16	8	2	2	0	0	4	7	5	2	2	0	0	4	9	3
2007-08	4	4	0	0	8	19	8	2	2	0	0	4	10	6	2	2	0	0	4	9	2
2008-09	4	3	1	0	6	13	12	2	2	0	0	4	9	6	2	1	1	0	2	4	6
2009-10	4	3	1	0	6	16	15	2	1	1	0	2	5	9	2	2	0	0	4	11	6
2010-11	4	2	1	1	5	7	9	2	1	1	0	2	3	5	2	1	0	1	3	4	4
2011-12	4	1	3	0	2	8	16	2	0	2	0	0	5	12	2	1	1	0	2	3	4
2012-13	3	2	1	0	4	8	3	2	2	0	0	4	6	0	1	0	1	0	0	2	3
Totals	49	30	20	6	66	161	158	29	15	11	3	33	81	87	27	15	9	3	33	80	71

OT column includes both ties and overtime losses in 1999-00, 2000-01, 2001-02 (one home tie), 2002-03 (one road OTL) and 2003-04 (one home tie). OT column includes ties in 1998-99 (one home tie).

	DATE	VISITOR	HOME			DATE	VISITOR	HOME			
1998-99	November 4, 1998	Nashville	2	EDMONTON	3	2006-07	November 1, 2006	NASHVILLE	5	Edmonton	3
	December 8, 1998	Edmonton	3	Nashville	3		December 12, 2006	Edmonton	2	NASHVILLE	3
	February 5, 1999	Nashville	2	EDMONTON	4		March 24, 2007	NASHVILLE	4	Edmonton	0
	March 14, 1999	Edmonton	1	NASHVILLE	3		March 27, 2007	Edmonton	3	NASHVILLE	4
1999-00	October 23, 1999	Edmonton	3	NASHVILLE	4	2007-08	November 2, 2007	NASHVILLE	4	Edmonton	1
	October 31, 1999	Nashville	2	EDMONTON	4		January 3, 2008	Edmonton	2	NASHVILLE	5
	January 24, 2000	NASHVILLE	3	Edmonton	2		February 19, 2007	Edmonton	4	NASHVILLE	5
	February 15, 2000	EDMONTON	2	Nashville	1		March 4, 2008	NASHVILLE	5	Edmonton	1
	March 12, 2000	Edmonton	3	NASHVILLE	4						
2000-01	December 6, 2000	Nashville	0	EDMONTON	4	2008-09	October 30, 2008	Edmonton	1	NASHVILLE	3
	December 14, 2000	EDMONTON	6	Nashville	2		December 28, 2008	Nashville	2	EDMONTON	5
	January 10, 2001	NASHVILLE	5	Edmonton	2		February 1, 2009	NASHVILLE	2	Edmonton	1
	January 16, 2001	EDMONTON	2	Nashville	1		March 3, 2009	Edmonton	5	NASHVILLE	6 OT
2001-02	October 13, 2001	EDMONTON	4	Nashville	3	2009-10	October 12, 2009	EDMONTON	6	Nashville	1
	October 22, 2001	NASHVILLE	4	Edmonton	2		December 17, 2009	NASHVILLE	6	Edmonton	3
	December 8, 2001	Edmonton	2	Nashville	2		January 12, 2010	NASHVILLE	5	Edmonton	3
	February 28, 2002	NASHVILLE	3	Edmonton	2		March 2, 2010	Edmonton	3	NASHVILLE	4
2002-03	October 12, 2002	EDMONTON	3	Nashville	2	2010-11	January 23, 2011	NASHVILLE	3	Edmonton	2 SO
	January 18, 2003	NASHVILLE	3	Edmonton	2		February 7, 2011	EDMONTON	4	Nashville	0
	March 17, 2003	EDMONTON	5	Nashville	3		March 1, 2011	Nashville	1	EDMONTON	2 SO
	March 23, 2003	Nashville	2	EDMONTON	3		March 22, 2011	Edmonton	1	NASHVILLE	3
2003-04	January 17, 2004	Edmonton	1	NASHVILLE	2	2011-12	October 17, 2011	Nashville	1	EDMONTON	3
	January 24, 2004	NASHVILLE	4	Edmonton	3		November 22, 2011	EDMONTON	6	Nashville	2
	February 15, 2004	Edmonton	2	Nashville	2		November 28, 2011	NASHVILLE	2	Edmonton	1
	March 19, 2004	Nashville	4	EDMONTON	5		March 20, 2012	EDMONTON	6	Nashville	3
2005-06	October 29, 2005	EDMONTON	5	Nashville	1	2012-13	March 8, 2013	Edmonton	0	NASHVILLE	6
	November 8, 2005	Edmonton	2	NASHVILLE	3		March 17, 2013	Nashville	2	EDMONTON	3
	December 30, 2005	Nashville	2	EDMONTON	4		March 25, 2013	Edmonton	2	NASHVILLE	3
		March 5, 2006	Nashville	2	EDMONTON	3					



NHL & OPPONENTS

FLORIDA PANTHERS

2011-12 SEASON SERIES

@ NASHVILLE

Date Score W/Goal

No Games

@ FLORIDA

Date Score W/Goal

03 Mar '12 NSH 3 @ FLA 1

Mike Fisher

* overtime ** shootout

GOALS BY PERIOD

	1st	2nd	3rd	OT	Total
Nashville	1	1	1	-	3
Florida	0	1	0	-	1

SHOTS BY PERIOD

	1st	2nd	3rd	OT	Total
Nashville	6	8	9	-	23
Florida	15	9	16	-	40

INDIVIDUAL SCORING

PREDATORS									
PLAYER	GP	G	A	P	+/-	PIM	PP	SH	
Andrei Kostitsyn	1	1	1	2	1	0	0	0	0
Mike Fisher	1	1	0	1	1	2	0	0	0
David Legwand	1	1	0	1	1	0	0	0	0
Martin Erat	1	0	1	1	1	0	0	0	0
Paul Gaustad	1	0	1	1	0	0	0	0	0
Hal Gill	1	0	1	1	1	0	0	0	0
Ryan Suter	1	0	1	1	1	0	0	0	0
Francis Bouillon	1	0	0	0	0	0	0	0	0
Gabriel Bourque	1	0	0	0	0	0	0	0	0
Jack Hillen	1	0	0	0	0	0	0	0	0
Patric Hornqvist	1	0	0	0	1	0	0	0	0
Roman Josi	1	0	0	0	1	0	0	0	0
Sergei Kostitsyn	1	0	0	0	1	2	0	0	0
Craig Smith	1	0	0	0	0	0	0	0	0
Nick Spaling	1	0	0	0	0	0	0	0	0
Jordin Tootoo	1	0	0	0	0	2	0	0	0
Shea Weber	1	0	0	0	1	0	0	0	0
Colin Wilson	1	0	0	0	0	0	0	0	0

Power Play: 0-1 0.0% / Penalty Killing: 3-3 100.0%

PANTHERS									
PLAYER	GP	G	A	P	+/-	PIM	PP	SH	
Wojtek Wolski	1	1	0	1	0	0	0	0	0
Tomas Fleischmann	1	0	1	1	0	0	0	0	0
Marcel Goc	1	0	1	1	0	0	0	0	0
Krystofer Barch	1	0	0	0	0	0	0	0	0
Sean Bergenheim	1	0	0	0	-2	0	0	0	0
Brian Campbell	1	0	0	0	0	0	0	0	0
Keaton Ellerby	1	0	0	0	-1	0	0	0	0
Jason Garrison	1	0	0	0	-2	2	0	0	0
Erik Gudbranson	1	0	0	0	0	0	0	0	0
Tomas Kopecky	1	0	0	0	0	0	0	0	0
Shawn Matthias	1	0	0	0	0	0	0	0	0
Mikael Samuelsson	1	0	0	0	-2	0	0	0	0
Mike Santorelli	1	0	0	0	0	0	0	0	0
Jack Skille	1	0	0	0	0	0	0	0	0
Jerred Smithson	1	0	0	0	-1	0	0	0	0
Tyson Strachan	1	0	0	0	0	0	0	0	0
Mike Weaver	1	0	0	0	-1	0	0	0	0
Stephen Weiss	1	0	0	0	-1	0	0	0	0

Power Play: 0-3 0.0% / Penalty Killing: 1-1 100.0%

GOALTENDING

PREDATORS

	GP	MIN	W-L-OT	GA	SA	SV	GAA	SV%
Pekka Rinne	1	60	1-0-0	1	40	39	1.00	.975

PANTHERS

	GP	MIN	W-L-OT	GA	SA	SV	GAA	SV%
Scott Clemmensen	1	59	0-1-0	3	23	20	3.08	.870



BB&T Center • One Panthers Parkway
 Sunrise, FL 33323 • (954) 835-7000
 GM: Dale Tallon
 Head Coach: Kevin Dineen
 PR: Matt Sacco, Justin Copertino,
 Glenn Odebralski, Adeyn Biedenbach

Season	OVERALL							HOME							ROAD						
	GP	W	L	OT	PTS	GF	GA	GP	W	L	OT	PTS	GF	GA	GP	W	L	OT	PTS	GF	GA
1998-99	2	0	2	0	0	1	5	1	0	1	0	0	0	1	1	0	1	0	0	1	4
1999-00	2	0	2	0	0	4	7	1	0	1	0	0	2	4	1	0	1	0	0	2	3
2000-01	1	0	0	1	1	3	3	1	0	0	1	1	3	3	0	0	0	0	0	0	0
2001-02	2	1	0	1	3	3	2	1	1	0	0	2	1	0	1	0	0	1	1	2	2
2002-03	1	1	0	0	2	3	2	0	0	0	0	0	0	0	1	1	0	0	2	3	2
2003-04	1	0	0	1	1	2	2	1	0	0	1	1	2	2	0	0	0	0	0	0	0
2005-06	1	0	1	0	0	3	7	0	0	0	0	0	0	0	1	0	1	0	0	3	7
2007-08	1	1	0	0	2	4	3	1	1	0	0	2	4	3	0	0	0	0	0	0	0
2008-09	2	1	1	0	2	3	5	1	1	0	0	2	3	2	1	0	1	0	0	0	3
2009-10	2	2	0	0	4	7	3	1	1	0	0	2	4	1	1	1	0	0	2	3	2
2010-11	2	1	1	0	2	5	3	1	1	0	0	2	3	0	1	0	1	0	0	2	3
2011-12	1	1	0	0	2	3	1	0	0	0	0	0	0	0	1	1	0	0	2	3	1
Totals	18	8	7	3	19	41	43	9	5	2	2	12	22	16	9	3	5	1	7	19	27

OT column includes both ties and overtime losses in 1999-00, 2000-01 (one home tie), 2001-02 (one road tie), 2002-03 and 2003-04 (one home tie). OT column includes ties in 1998-99.

	DATE	VISITOR	HOME
1998-99	October 10, 1998	FLORIDA	1 Nashville 0
	March 26, 1999	Nashville	1 FLORIDA 4
1999-00	December 11, 1999	FLORIDA	4 Nashville 2
	December 15, 1999	Nashville	2 FLORIDA 3
2000-01	October 27, 2000	Florida	3 Nashville 3 OT
2001-02	February 12, 2002	Florida	0 NASHVILLE 1
	March 9, 2002	Nashville	2 Florida 2 OT
2002-03	December 23, 2002	NASHVILLE	3 Florida 2 OT
2003-04	December 13, 2003	Florida	2 Nashville 2 OT

	DATE	VISITOR	HOME
2005-06	December 13, 2005	Nashville	3 FLORIDA 7
2007-08	October 27, 2007	Florida	3 NASHVILLE 4
2008-09	November 1, 2008	Florida	2 NASHVILLE 3 SO
	December 23, 2008	Nashville	0 FLORIDA 3
2009-10	November 28, 2009	Florida	1 NASHVILLE 4
	March 29, 2010	NASHVILLE	3 Florida 2 OT
2010-11	December 11, 2010	Florida	0 NASHVILLE 3
	January 13, 2011	Nashville	2 FLORIDA 3
2011-12	March 3, 2012	NASHVILLE	3 Florida 1

NHL & OPPONENTS



NHL & OPPONENTS

LOS ANGELES KINGS

2012-13 SEASON SERIES

@ NASHVILLE

Date	Score	W/Goal
07 Feb '13	LA 0 @ NSH 3	Gabriel Bourque

GOALS BY PERIOD

	1st	2nd	3rd	OT	Total
Nashville	2	2	1	0	5
Los Angeles	1	1	4	0	6

INDIVIDUAL SCORING

PLAYER	PREDATORS							
	GP	G	A	P	+/-	PIM	PP	SH
Gabriel Bourque	3	2	1	3	2	0	0	0
Colin Wilson	3	2	0	2	1	0	1	0
Brandon Yip	2	1	1	2	2	0	0	0
Kevin Klein	3	0	2	2	2	0	0	0
David Legwand	3	0	2	2	1	0	0	0
Shea Weber	3	0	2	2	-1	0	0	0
Martin Erat	3	0	1	1	0	4	0	0
Mike Fisher	3	0	1	1	0	4	0	0
Rich Clune	3	0	0	0	0	7	0	0
Ryan Ellis	3	0	0	0	-1	0	0	0
Paul Gaustad	3	0	0	0	1	6	0	0
Scott Hannan	3	0	0	0	0	6	0	0
Roman Josi	3	0	0	0	2	0	0	0
Sergei Kostitsyn	3	0	0	0	-1	0	0	0
Craig Smith	3	0	0	0	-2	2	0	0
Nick Spaling	3	0	0	0	-1	0	0	0
Jonathon Blum	2	0	0	0	0	0	0	0
Hal Gill	2	0	0	0	0	2	0	0
Matt Halischuk	2	0	0	0	0	0	0	0
Patric Hornqvist	1	0	0	0	0	0	0	0

Power Play: 1-9 11.1% / Penalty Killing: 10-13 76.9%

@ LOS ANGELES

Date	Score	W/Goal
04 Mar '13	NSH 1 @ LA 5	Jeff Carter
31 Jan '13 **	NSH 2 @ LA 1	Sergei Kostitsyn

* overtime ** shootout

SHOTS BY PERIOD

	1st	2nd	3rd	OT	Total
Nashville	15	18	11	3	47
Los Angeles	21	28	21	2	72

PLAYER	KINGS							
	GP	G	A	P	+/-	PIM	PP	SH
Jeff Carter	3	3	0	3	0	0	1	0
Slava Voynov	3	0	3	3	0	0	0	0
Mike Richards	3	1	1	2	0	2	1	0
Jarret Stoll	3	0	2	2	1	6	0	0
Dustin Brown	3	1	0	1	-1	2	1	0
Dwight King	3	1	0	1	0	0	0	0
Drew Doughty	3	0	1	1	-1	0	0	0
Colin Fraser	3	0	1	1	0	0	0	0
Rob Scuderi	3	0	1	1	-2	0	0	0
Dustin Penner	1	0	1	1	2	0	0	0
Kyle Clifford	3	0	0	0	-2	7	0	0
Anze Kopitar	3	0	0	0	-2	2	0	0
Trevor Lewis	3	0	0	0	0	0	0	0
Alec Martinez	3	0	0	0	0	0	0	0
Jake Muzzin	3	0	0	0	1	0	0	0
Jordan Nolan	3	0	0	0	0	2	0	0
Justin Williams	3	0	0	0	-1	2	0	0
Davis Drewiske	2	0	0	0	0	0	0	0
Simon Gagne	2	0	0	0	0	0	0	0
Keaton Ellerby	1	0	0	0	0	0	0	0

Power Play: 3-13 23.1% / Penalty Killing: 8-9 88.9%

GOALTENDING

PREDATORS

	GP	MIN	W-L-OT	GA	SA	SV	GAA	SV%
Pekka Rinne	3	176	2-1-0	6	69	63	2.05	.913
Chris Mason	1	9	0-0-0	0	3	3	0.00	1.000

KINGS

	GP	MIN	W-L-OT	GA	SA	SV	GAA	SV%
Jonathan Bernier	1	60	1-0-0	1	19	18	1.00	.947
Jonathan Quick	2	125	0-1-1	4	28	24	1.92	.857



555 N. Nash St.
El Segundo, CA 90245 • (310) 535-4500

GM: Dean Lombardi

Head Coach: Darryl Sutter

PR: Mike Altieri, Jeff Moeller, Mike Kalinowski, Jeremy Zager

Season	OVERALL						HOME						ROAD								
	GP	W	L	OT	PTS	GF	GA	GP	W	L	OT	PTS	GF	GA	GP	W	L	OT	PTS	GF	GA
1998-99	4	3	1	0	6	13	10	2	1	1	0	2	6	6	2	2	0	0	4	7	4
1999-00	4	1	2	1	3	6	12	2	0	2	0	0	2	8	2	1	0	1	3	4	4
2000-01	4	1	2	1	3	9	11	2	0	1	1	1	2	3	2	1	1	0	2	7	8
2001-02	4	0	3	1	1	5	10	2	0	1	1	1	3	4	2	0	2	0	0	2	6
2002-03	4	1	2	1	3	10	14	2	0	2	0	0	2	6	2	1	0	1	3	8	8
2003-04	4	0	3	1	1	1	10	2	0	1	1	1	1	4	2	0	2	0	0	0	6
2005-06	4	2	1	1	5	13	14	2	2	0	0	4	7	5	2	0	1	1	1	6	9
2006-07	4	3	1	0	6	18	8	2	1	1	0	2	8	4	2	2	0	0	4	10	4
2007-08	4	2	2	0	4	12	13	2	1	1	0	2	5	7	2	1	1	0	2	7	6
2008-09	4	4	0	0	8	16	11	2	2	0	0	4	9	7	2	2	0	0	4	7	4
2009-10	4	3	1	0	6	10	7	2	1	1	0	2	4	4	2	2	0	0	4	6	3
2010-11	4	1	3	0	2	9	16	2	0	2	0	0	3	10	2	1	1	0	2	6	6
2011-12	4	1	3	0	2	11	14	2	1	1	0	2	6	6	2	0	2	0	0	5	8
2012-13	3	2	1	0	4	6	6	1	1	0	0	2	3	0	2	1	1	0	2	3	6
Totals	55	24	25	6	54	139	156	27	10	14	3	23	61	74	28	14	11	3	31	78	82

OT column includes both ties and overtime losses in 1999-00 (one road OTL), 2000-01 (one home tie), 2001-02 (one home tie), 2002-03 (one road OTL) and 2003-04 (one home tie). OT column includes ties in 1998-99.

Season	DATE		VISITOR		HOME	
1998-99	November 12, 1998		NASHVILLE	3	Los Angeles	1
	March 4, 1999		NASHVILLE	4	Los Angeles	3
	April 3, 1999		Los Angeles	2	NASHVILLE	3
	April 12, 1999		LOS ANGELES	4	Nashville	3
1999-00	October 2, 1999		LOS ANGELES	2	Nashville	0
	January 27, 2000		LOS ANGELES	6	Nashville	2
	March 4, 2000		Nashville	2	LOS ANGELES	3 OT
	March 19, 2000		NASHVILLE	2	Los Angeles	1 OT
2000-01	October 17, 2000		Los Angeles	1	Nashville	1 OT
	February 1, 2001		NASHVILLE	6	Los Angeles	4
	February 27, 2001		LOS ANGELES	2	Nashville	1
	March 8, 2001		Nashville	1	LOS ANGELES	4
2001-02	December 1, 2001		Nashville	2	LOS ANGELES	4
	December 11, 2001		Los Angeles	1	Nashville	1 OT
	January 15, 2002		Nashville	0	LOS ANGELES	2
	March 7, 2002		LOS ANGELES	3	Nashville	2
2002-03	November 2, 2002		Nashville	5	LOS ANGELES	6 OT
	December 5, 2002		NASHVILLE	3	Los Angeles	2
	December 10, 2002		LOS ANGELES	3	Nashville	0
	February 11, 2003		LOS ANGELES	3	Nashville	2
2003-04	November 19, 2003		Nashville	0	LOS ANGELES	3
	December 11, 2003		LOS ANGELES	4	Nashville	1
	January 13, 2004		Los Angeles	0	Nashville	0 OT
	February 23, 2004		Nashville	0	LOS ANGELES	3
2005-06	November 5, 2005		Nashville	2	LOS ANGELES	3 SO
	November 15, 2005		Los Angeles	2	NASHVILLE	3
	November 24, 2005		Los Angeles	3	NASHVILLE	4
	March 25, 2006		Nashville	4	LOS ANGELES	6
2006-07	December 7, 2006		NASHVILLE	4	Los Angeles	1
	December 23, 2006		Los Angeles	0	NASHVILLE	7
	February 10, 2007		LOS ANGELES	4	Nashville	1
	March 3, 2007		NASHVILLE	6	Los Angeles	3
2007-08	October 23, 2007		Nashville	0	LOS ANGELES	6
	December 22, 2007		Los Angeles	3	NASHVILLE	4
	January 8, 2008		NASHVILLE	7	Los Angeles	0
	March 13, 2008		LOS ANGELES	4	Nashville	1
2008-09	October 25, 2008		Los Angeles	4	NASHVILLE	5
	November 15, 2008		NASHVILLE	3	Los Angeles	1
	March 16, 2009		NASHVILLE	4	Los Angeles	3
	March 28, 2009		Los Angeles	3	NASHVILLE	4 OT
2009-10	November 7, 2009		NASHVILLE	3	Los Angeles	1
	March 4, 2010		Los Angeles	2	NASHVILLE	4
	March 14, 2010		NASHVILLE	3	Los Angeles	2
	March 30, 2010		LOS ANGELES	2	Nashville	0
2010-11	November 6, 2010		Nashville	1	LOS ANGELES	4
	December 18, 2010		LOS ANGELES	6	Nashville	1
	January 6, 2011		NASHVILLE	5	Los Angeles	2
	March 15, 2011		LOS ANGELES	4	Nashville	2
2011-12	November 8, 2011		Nashville	3	LOS ANGELES	4
	February 27, 2012		Los Angeles	1	NASHVILLE	2
	March 6, 2012		LOS ANGELES	5	Nashville	4
	March 17, 2012		Nashville	2	LOS ANGELES	4
2012-13	January 31, 2013		NASHVILLE	2	Los Angeles	1 SO
	February 7, 2013		Los Angeles	0	NASHVILLE	3
	March 4, 2013		Nashville	1	LOS ANGELES	5



NHL & OPPONENTS

MINNESOTA WILD

2012-13 SEASON SERIES

@ NASHVILLE

Date	Score	W/Goal
09 Mar '13 **	MIN 2 @ NSH 1	Matt Cullen

GOALS BY PERIOD

	1st	2nd	3rd	OT	Total
Nashville	2	0	3	0	5
Minnesota	1	2	0	1	4

INDIVIDUAL SCORING

PLAYER	PREDATORS							
	GP	G	A	P	+/-	PIM	PP	SH
David Legwand	3	2	0	2	0	2	2	0
Nick Spaling	3	1	1	2	1	4	0	0
Martin Erat	3	1	0	1	-1	4	0	0
Paul Gaustad	2	1	0	1	1	2	0	0
Kevin Klein	3	0	1	1	0	0	0	0
Sergei Kostitsyn	3	0	1	1	1	0	0	0
Craig Smith	3	0	1	1	-1	0	0	0
Shea Weber	3	0	1	1	0	2	0	0
Brandon Yip	2	0	1	1	1	4	0	0
Gabriel Bourque	3	0	0	0	1	2	0	0
Rich Clune	3	0	0	0	0	5	0	0
Ryan Ellis	3	0	0	0	2	0	0	0
Mike Fisher	3	0	0	0	0	2	0	0
Scott Hannan	3	0	0	0	1	0	0	0
Roman Josi	3	0	0	0	-1	0	0	0
Colin Wilson	3	0	0	0	-1	2	0	0
Hal Gill	2	0	0	0	-1	0	0	0
Victor Bartley	1	0	0	0	0	2	0	0
Jonathon Blum	1	0	0	0	1	0	0	0
Zach Boychuk	1	0	0	0	0	0	0	0
Bobby Butler	1	0	0	0	0	2	0	0
Matt Halischuk	1	0	0	0	0	0	0	0
Patric Hornqvist	1	0	0	0	0	4	0	0

Power Play: 2-11 18.2% / Penalty Killing: 10-12 83.3%

GOALTENDING

PREDATORS

	GP	MIN	W-L-OT	GA	SA	SV	GAA	SV%
Chris Mason	2	124	1-0-1	3	62	59	1.45	.952
Pekka Rinne	1	65	0-0-1	1	29	28	0.92	.966

WILD

	GP	MIN	W-L-OT	GA	SA	SV	GAA	SV%
Niklas Backstrom	3	189	2-1-0	5	77	72	1.59	.935

@ MINNESOTA

Date	Score	W/Goal
09 Feb '13 *	NSH 1 @ MIN 2	Devin Setoguchi
22 Jan '13	NSH 3 @ MIN 1	Martin Erat

* overtime ** shootout

SHOTS BY PERIOD

	1st	2nd	3rd	OT	Total
Nashville	20	23	32	2	77
Minnesota	27	24	29	11	91

PLAYER	WILD							
	GP	G	A	P	+/-	PIM	PP	SH
Ryan Suter	3	0	3	3	-2	4	0	0
Zach Parise	3	1	1	2	0	0	1	0
Mikko Koivu	3	0	2	2	0	2	0	0
Cal Clutterbuck	3	1	0	1	1	2	0	0
Dany Heatley	3	1	0	1	0	0	0	0
Devin Setoguchi	3	1	0	1	-1	4	1	0
Matt Cullen	3	0	1	1	1	0	0	0
Clayton Stoner	3	0	1	1	1	0	0	0
Kyle Brodziak	3	0	0	0	1	2	0	0
Justin Falk	3	0	0	0	0	2	0	0
Tom Gilbert	3	0	0	0	1	2	0	0
Zenon Konopka	3	0	0	0	-1	7	0	0
Pierre-Marc Bouchard	2	0	0	0	0	2	0	0
Jonas Brodin	2	0	0	0	-1	0	0	0
Charlie Coyle	2	0	0	0	0	2	0	0
Mikael Granlund	2	0	0	0	-1	2	0	0
Torrey Mitchell	2	0	0	0	-1	2	0	0
Nate Prosser	2	0	0	0	1	0	0	0
Mike Rupp	2	0	0	0	0	0	0	0
Jared Spurgeon	2	0	0	0	-2	0	0	0
Darroll Powe	1	0	0	0	-1	2	0	0
Jason Zucker	1	0	0	0	0	0	0	0

Power Play: 2-12 16.7% / Penalty Killing: 9-11 81.8%



Xcel Energy Center • 317 Washington St.
St. Paul, MN 55102 • (651) 602-6000

GM: Chuck Fletcher

Head Coach: Mike Yeo

PR: Aaron Sickman, Ryan Stanzel,
Carly Peters, Deb Hanson

Season	OVERALL							HOME							ROAD						
	GP	W	L	OT	PTS	GF	GA	GP	W	L	OT	PTS	GF	GA	GP	W	L	OT	PTS	GF	GA
2000-01	4	3	0	1	7	8	3	2	2	0	0	4	6	2	2	1	0	1	3	2	1
2001-02	4	1	2	1	3	11	12	2	0	1	1	1	4	6	2	1	1	0	2	7	6
2002-03	4	1	2	1	3	8	10	2	1	0	1	3	5	3	2	0	2	0	0	3	7
2003-04	4	2	0	2	6	12	6	2	2	0	0	4	6	0	2	0	0	2	2	6	6
2005-06	4	2	2	0	4	9	12	2	2	0	0	4	6	3	2	0	2	0	0	3	9
2006-07	4	1	2	1	3	16	20	2	0	1	1	1	7	11	2	1	1	0	2	9	9
2007-08	4	1	2	1	3	13	13	2	1	1	0	2	7	5	2	0	1	1	1	6	8
2008-09	4	2	2	0	4	9	14	2	1	1	0	2	3	6	2	1	1	0	2	6	8
2009-10	4	2	1	1	5	16	13	2	1	1	0	2	8	5	2	1	0	1	3	8	8
2010-11	4	3	1	0	6	15	7	2	2	0	0	4	9	1	2	1	1	0	2	6	6
2011-12	4	3	1	0	6	11	9	2	2	0	0	4	4	2	2	1	1	0	2	7	7
2012-13	3	1	0	2	4	5	5	1	0	0	1	1	1	2	2	1	0	1	3	4	3
Totals	47	22	15	10	54	133	124	23	14	5	4	32	66	46	24	8	10	6	22	67	78

OT column includes both ties and overtime losses in 2000-01 (one home tie), 2001-02 (one home tie), 2002-03 (one home tie) and 2003-04 (two road ties).

	DATE	VISITOR	HOME
2000-01	December 10, 2000	NASHVILLE	2 Minnesota 1
	February 24, 2001	Minnesota	1 NASHVILLE 2
	March 21, 2001	Nashville	0 Minnesota 0 OT
	March 31, 2001	Minnesota	1 NASHVILLE 4
2001-02	October 30, 2001	MINNESOTA	4 Nashville 2
	October 31, 2001	NASHVILLE	6 Minnesota 4
	January 4, 2002	Nashville	1 MINNESOTA 2
	January 10, 2002	Minnesota	2 Nashville 2 OT
2002-03	November 23, 2002	Nashville	2 MINNESOTA 4
	December 14, 2002	Minnesota	1 NASHVILLE 3
	March 6, 2003	Minnesota	2 Nashville 2 OT
	March 14, 2003	Nashville	1 MINNESOTA 3
2003-04	December 23, 2003	Nashville	3 Minnesota 3 OT
	January 12, 2004	Nashville	3 Minnesota 3 OT
	January 19, 2004	Minnesota	0 NASHVILLE 2
	February 26, 2004	Minnesota	0 NASHVILLE 4
2005-06	November 19, 2005	Nashville	2 MINNESOTA 4
	December 1, 2005	Minnesota	1 NASHVILLE 2
	January 26, 2006	Nashville	1 MINNESOTA 5
	April 13, 2006	Minnesota	2 NASHVILLE 4
2006-07	October 7, 2006	Nashville	5 MINNESOTA 6
	November 4, 2006	NASHVILLE	4 Minnesota 3
	November 16, 2006	MINNESOTA	7 Nashville 6 SO
	February 17, 2007	MINNESOTA	4 Nashville 1

	DATE	VISITOR	HOME
2007-08	November 24, 2007	MINNESOTA	4 Nashville 3
	December 18, 2007	Nashville	2 MINNESOTA 3
	January 5, 2008	Minnesota	1 NASHVILLE 4
	February 17, 2007	Nashville	4 MINNESOTA 5 OT
2008-09	November 29, 2008	MINNESOTA	6 Nashville 2
	December 6, 2008	Minnesota	0 NASHVILLE 1
	February 6, 2009	NASHVILLE	2 Minnesota 0
	April 10, 2009	Nashville	4 MINNESOTA 8
2009-10	October 28, 2009	NASHVILLE	4 Minnesota 3
	December 2, 2009	Nashville	4 MINNESOTA 5 OT
	December 5, 2009	MINNESOTA	5 Nashville 3
	March 18, 2010	Minnesota	0 NASHVILLE 5
2010-11	November 26, 2010	Nashville	2 MINNESOTA 5
	December 31, 2010	NASHVILLE	4 Minnesota 1
	January 11, 2011	Minnesota	1 NASHVILLE 5
	March 10, 2011	Minnesota	0 NASHVILLE 4
2011-12	November 23, 2011	Nashville	2 MINNESOTA 3
	December 28, 2011	Minnesota	1 NASHVILLE 2 SO
	January 31, 2012	NASHVILLE	5 Minnesota 4
	April 3, 2012	Minnesota	1 NASHVILLE 2 SO
2012-13	January 22, 2013	NASHVILLE	3 Minnesota 1
	February 9, 2013	Nashville	1 MINNESOTA 2 OT
	March 9, 2013	MINNESOTA	2 Nashville 1 SO

NHL & OPPONENTS



NHL & OPPONENTS

MONTREAL CANADIENS

2011-12 SEASON SERIES

@ NASHVILLE

Date	Score	W/Goal
12 Nov '11*	MTL 2 @ NSH 1	Max Pacioretty

GOALS BY PERIOD

	1st	2nd	3rd	OT	Total
Nashville	0	1	0	0	1
Montreal	1	0	0	1	2

INDIVIDUAL SCORING

PREDATORS									
PLAYER	GP	G	A	P	+/-	PIM	PP	SH	
Shea Weber	1	1	0	1	1	0	0	1	
Nick Spaling	1	0	1	1	1	0	0	0	
Ryan Suter	1	0	1	1	1	0	0	0	
Niclas Bergfors	1	0	0	0	0	0	0	0	
Jonathon Blum	1	0	0	0	0	0	0	0	
Francis Bouillon	1	0	0	0	-2	0	0	0	
Martin Erat	1	0	0	0	-1	0	0	0	
Mike Fisher	1	0	0	0	-1	0	0	0	
Blake Geoffrion	1	0	0	0	0	0	0	0	
Matt Halischuk	1	0	0	0	0	2	0	0	
Jack Hillen	1	0	0	0	0	0	0	0	
Patric Hornqvist	1	0	0	0	-1	0	0	0	
Kevin Klein	1	0	0	0	-2	0	0	0	
Sergei Kostitsyn	1	0	0	0	0	0	0	0	
Craig Smith	1	0	0	0	-1	0	0	0	
Jerred Smithson	1	0	0	0	1	4	0	0	
Jordin Tootoo	1	0	0	0	0	2	0	0	
Colin Wilson	1	0	0	0	-1	0	0	0	

Power Play: 0-4 0.0% / Penalty Killing: 3-3 100.0%

@ MONTREAL

Date	Score	W/Goal
No Games		

* overtime ** shootout

SHOTS BY PERIOD

	1st	2nd	3rd	OT	Total
Nashville	4	13	8	1	26
Montreal	8	7	9	1	25

CANADIENS

PLAYER	GP	G	A	P	+/-	PIM	PP	SH	
David Desharnais	1	1	1	2	2	0	0	0	
Max Pacioretty	1	1	0	1	2	0	0	0	
Erik Cole	1	0	1	1	1	0	0	0	
Josh Gorges	1	0	1	1	2	0	0	0	
P.K. Subban	1	0	1	1	1	2	0	0	
Mike Cammalleri	1	0	0	0	-1	0	0	0	
Mathieu Darche	1	0	0	0	0	0	0	0	
Raphael Diaz	1	0	0	0	-1	2	0	0	
Lars Eller	1	0	0	0	0	0	0	0	
Hal Gill	1	0	0	0	0	0	0	0	
Brian Gionta	1	0	0	0	-1	0	0	0	
Scott Gomez	1	0	0	0	-1	0	0	0	
Travis Moen	1	0	0	0	0	2	0	0	
Petteri Nokelainen	1	0	0	0	0	0	0	0	
Aaron Palushaj	1	0	0	0	0	0	0	0	
Tomas Plekanec	1	0	0	0	0	2	0	0	
Jaroslav Spacek	1	0	0	0	0	2	0	0	
Yannick Weber	1	0	0	0	0	0	0	0	

Power Play: 0-3 0.0% / Penalty Killing: 4-4 100.0%

GOALTENDING

PREDATORS

	GP	MIN	W-L-OT	GA	SA	SV	GAA	SV%
Pekka Rinne	1	63	0-0-1	2	25	23	1.92	.920

CANADIENS

	GP	MIN	W-L-OT	GA	SA	SV	GAA	SV%
Peter Budaj	1	62	1-0-0	1	26	25	0.96	.962



Bell Centre • 1260 de La Gauchetiere St. West

Montreal, QC H3B 5E8 • (514) 932-2582

GM: Marc Bergevin

Head Coach: Michel Therrien

PR: Donald Beauchamp, Dominick Saillant, Francois Marchand,

Sylvie Lambert, Carl Lavigne

Season	OVERALL							HOME							ROAD						
	GP	W	L	OT	PTS	GF	GA	GP	W	L	OT	PTS	GF	GA	GP	W	L	OT	PTS	GF	GA
1998-99	2	0	1	1	1	4	5	1	0	0	1	1	2	2	1	0	1	0	0	2	3
1999-00	1	1	0	0	2	6	1	1	1	0	0	2	6	1	0	0	0	0	0	0	0
2000-01	1	0	1	0	0	2	4	0	0	0	0	0	0	0	1	0	1	0	0	2	4
2001-02	2	1	1	0	2	6	4	1	1	0	0	2	5	1	1	0	1	0	0	1	3
2002-03	1	0	1	0	0	1	3	1	0	1	0	0	1	3	0	0	0	0	0	0	0
2003-04	1	0	0	1	1	4	5	0	0	0	0	0	0	0	1	0	0	1	1	4	5
2006-07	1	0	0	1	1	5	6	1	0	0	1	1	5	6	0	0	0	0	0	0	0
2007-08	1	1	0	0	2	5	4	0	0	0	0	0	0	0	1	1	0	0	2	5	4
2008-09	1	0	1	0	0	2	3	0	0	0	0	0	0	0	1	0	1	0	0	2	3
2009-10	1	1	0	0	2	2	0	1	1	0	0	2	2	0	0	0	0	0	0	0	0
2010-11	1	1	0	0	2	3	0	0	0	0	0	0	0	0	1	1	0	0	2	3	0
2011-12	1	0	0	1	1	1	2	1	0	0	1	1	1	2	0	0	0	0	0	0	0
Totals	14	5	5	4	14	41	37	7	3	1	3	9	22	15	7	2	4	1	5	19	22

OT column includes both ties and overtime losses in 1999-00, 2000-01, 2001-02, 2002-03 and 2003-04 (one road OTL). OT column includes ties in 1998-99 (one home tie).

	DATE	VISITOR	HOME
1998-99	December 12, 1998	Montreal	2 Nashville 2 OT
	March 18, 1999	Nashville	2 MONTREAL 3
1999-00	November 18, 1999	Montreal	1 NASHVILLE 6
2000-01	December 21, 2000	Nashville	2 MONTREAL 4
2001-02	November 8, 2001	Nashville	1 MONTREAL 3
	March 23, 2002	Montreal	1 NASHVILLE 5
2002-03	March 10, 2003	MONTREAL	3 Nashville 1

	DATE	VISITOR	HOME
2003-04	December 18, 2003	Nashville	4 MONTREAL 5 OT
2006-07	February 22, 2007	MONTREAL	6 Nashville 5 SO
2007-08	December 1, 2007	NASHVILLE	5 Montreal 4 SO
2008-09	January 15, 2009	Nashville	2 MONTREAL 3
2009-10	November 14, 2009	Montreal	0 NASHVILLE 2
2010-11	November 18, 2010	NASHVILLE	3 Montreal 0
2011-12	November 12, 2011	MONTREAL	2 Nashville 1 OT

NHL & OPPONENTS



NHL & OPPONENTS

NEW JERSEY DEVILS

2011-12 SEASON SERIES

@ NASHVILLE

Date	Score	W/Goal
15 Oct '11**	N.J. 3 @ NSH 2	Ilya Kovalchuk

GOALS BY PERIOD

	1st	2nd	3rd	OT	Total
Nashville	2	0	0	0	2
New Jersey	0	0	2	0	2

INDIVIDUAL SCORING

PLAYER	PREDATORS							
	GP	G	A	P	+/-	PIM	PP	SH
Jerred Smithson	1	1	0	1	0	2	0	0
Colin Wilson	1	1	0	1	0	0	1	0
Kevin Klein	1	0	1	1	1	0	0	0
Sergei Kostitsyn	1	0	1	1	0	4	0	0
David Legwand	1	0	1	1	0	0	0	0
Jordin Tootoo	1	0	1	1	1	2	0	0
Jonathon Blum	1	0	0	0	1	0	0	0
Blake Geoffrion	1	0	0	0	0	2	0	0
Matt Halischuk	1	0	0	0	-1	0	0	0
Jack Hillen	1	0	0	0	-1	0	0	0
Patric Hornqvist	1	0	0	0	0	2	0	0
Teemu Laakso	1	0	0	0	-1	0	0	0
Brian McGrattan	1	0	0	0	0	5	0	0
Cal O'Reilly	1	0	0	0	-1	0	0	0
Craig Smith	1	0	0	0	0	0	0	0
Nick Spaling	1	0	0	0	1	0	0	0
Ryan Suter	1	0	0	0	0	0	0	0
Shea Weber	1	0	0	0	0	4	0	0

Power Play: 1-3 33.3% / Penalty Killing: 4-5 80.0%

@ NEW JERSEY

Date	Score	W/Goal
------	-------	--------

No Games

* overtime ** shootout

SHOTS BY PERIOD

	1st	2nd	3rd	OT	Total
Nashville	12	6	11	2	31
New Jersey	13	11	14	3	41

PLAYER	DEVILS							
	GP	G	A	P	+/-	PIM	PP	SH
David Clarkson	1	1	0	1	0	5	0	0
Ilya Kovalchuk	1	1	0	1	-1	0	1	0
Patrik Elias	1	0	1	1	0	0	0	0
Mark Fayne	1	0	1	1	1	0	0	0
Henrik Tallinder	1	0	1	1	1	0	0	0
Mattias Tedenby	1	0	1	1	1	0	0	0
Eric Boulton	1	0	0	0	0	2	0	0
Andy Greene	1	0	0	0	-1	0	0	0
Cam Janssen	1	0	0	0	0	5	0	0
Jacob Josefson	1	0	0	0	0	0	0	0
Adam Larsson	1	0	0	0	-1	0	0	0
Brad Mills	1	0	0	0	-1	2	0	0
Nick Palmieri	1	0	0	0	0	0	0	0
Zach Parise	1	0	0	0	0	0	0	0
Bryce Salvador	1	0	0	0	0	0	0	0
Petr Sykora	1	0	0	0	1	0	0	0
Anton Volchenkov	1	0	0	0	0	0	0	0
Dainius Zubrus	1	0	0	0	0	0	0	0

Power Play: 1-5 20.0% / Penalty Killing: 2-3 66.7%

GOALTENDING

PREDATORS

	GP	MIN	W-L-OT	GA	SA	SV	GAA	SV%
Pekka Rinne	1	65	0-0-1	2	41	39	1.85	.951

DEVILS

	GP	MIN	W-L-OT	GA	SA	SV	GAA	SV%
Johan Hedberg	1	65	1-0-0	2	31	29	1.85	.935



Prudential Center • 165 Mulberry St.
Newark, NJ 07102 • (973) 757-6100
GM: Lou Lamoriello
Head Coach: Peter DeBoer
PR: Mike Levine, Pete Albietz, Dan Beam

Season	OVERALL							HOME							ROAD						
	GP	W	L	OT	PTS	GF	GA	GP	W	L	OT	PTS	GF	GA	GP	W	L	OT	PTS	GF	GA
1998-99	2	1	1	0	2	4	6	1	0	1	0	0	1	4	1	1	0	0	2	3	2
1999-00	2	0	2	0	0	2	6	1	0	1	0	0	1	2	1	0	1	0	0	1	4
2000-01	1	1	0	0	2	4	3	0	0	0	0	0	0	0	1	1	0	0	2	4	3
2001-02	2	1	1	0	2	7	7	1	0	1	0	0	3	4	1	1	0	0	2	4	3
2002-03	2	0	1	1	1	3	5	1	0	1	0	0	1	2	1	0	0	1	1	2	3
2003-04	1	1	0	0	2	3	2	1	1	0	0	2	3	2	0	0	0	0	0	0	0
2005-06	1	0	0	1	1	3	4	1	0	0	1	1	3	4	0	0	0	0	0	0	0
2006-07	1	1	0	0	2	4	3	0	0	0	0	0	0	0	1	1	0	0	2	4	3
2008-09	1	0	1	0	0	1	3	1	0	1	0	0	1	3	0	0	0	0	0	0	0
2009-10	2	1	1	0	2	5	7	1	1	0	0	2	3	2	1	0	1	0	0	2	5
2010-11	1	1	0	0	2	3	1	0	0	0	0	0	0	0	1	1	0	0	2	3	1
2011-12	1	0	0	1	1	2	3	1	0	0	1	1	2	3	0	0	0	0	0	0	0
Totals	17	7	7	3	17	41	50	9	2	5	2	6	18	26	8	5	2	1	11	23	24

OT column includes both ties and overtime losses in 1999-00, 2000-01, 2001-02, 2002-03 (one road OTL) and 2003-04. OT column includes ties in 1998-99.

DATE	VISITOR	HOME
1998-99 January 30, 1999	NASHVILLE	3 New Jersey 2 OT
April 17, 1999	NEW JERSEY	4 Nashville 1
1999-00 February 3, 2000	Nashville	1 NEW JERSEY 4
February 29, 2000	NEW JERSEY	2 Nashville 1
2000-01 November 8, 2000	NASHVILLE	4 New Jersey 3
2001-02 January 3, 2002	NASHVILLE	4 New Jersey 3
March 21, 2002	NEW JERSEY	4 Nashville 3
2002-03 October 18, 2002	Nashville	2 NEW JERSEY 3 OT
November 29, 2002	NEW JERSEY	2 Nashville 1

DATE	VISITOR	HOME
2003-04 January 3, 2004	New Jersey	2 NASHVILLE 3
2005-06 January 19, 2006	NEW JERSEY	4 Nashville 3 SO
2006-07 October 19, 2006	NASHVILLE	4 New Jersey 3 SO
2008-09 January 19, 2009	NEW JERSEY	3 Nashville 1
2009-10 November 19, 2009	New Jersey	2 NASHVILLE 3 SO
February 12, 2010	Nashville	2 NEW JERSEY 5
2010-11 December 17, 2010	NASHVILLE	3 New Jersey 1
2011-12 October 15, 2011	NEW JERSEY	3 Nashville 2 SO

NHL & OPPONENTS



NHL & OPPONENTS

NEW YORK ISLANDERS

2011-12 SEASON SERIES

@ NASHVILLE

Date	Score	W/Goal
No Games		

GOALS BY PERIOD

	1st	2nd	3rd	OT	Total
Nashville	3	0	0	-	3
NY Islanders	0	0	1	-	1

INDIVIDUAL SCORING

PLAYER	PREDATORS							
	GP	G	A	P	+/-	PIM	PP	SH
Matt Halischuk	1	1	0	1	2	0	0	0
Sergei Kostitsyn	1	1	0	1	2	0	0	0
David Legwand	1	1	0	1	1	0	0	0
Ryan Ellis	1	0	1	1	3	0	0	0
Martin Erat	1	0	1	1	1	0	0	0
Colin Wilson	1	0	1	1	1	2	0	0
Francis Bouillon	1	0	0	1	0	0	0	0
Gabriel Bourque	1	0	0	0	-1	2	0	0
Mike Fisher	1	0	0	0	0	2	0	0
Jack Hillen	1	0	0	0	0	0	0	0
Patric Hornqvist	1	0	0	0	0	0	0	0
Roman Josi	1	0	0	0	0	0	0	0
Kevin Klein	1	0	0	0	0	0	0	0
Chris Mueller	1	0	0	0	2	0	0	0
Nick Spaling	1	0	0	0	-1	0	0	0
Ryan Suter	1	0	0	0	0	0	0	0
Jordin Tootoo	1	0	0	0	-1	0	0	0
Shea Weber	1	0	0	0	0	0	0	0

Power Play: 0-1 0.0% / Penalty Killing: 3-3 100.0%

@ NY ISLANDERS

Date	Score	W/Goal
16 Jan '12	NSH 3 @ NYI 1	Matt Halischuk
		* overtime ** shootout

SHOTS BY PERIOD

	1st	2nd	3rd	OT	Total
Nashville	12	10	10	-	32
NY Islanders	6	19	12	-	37

PLAYER	NY ISLANDERS							
	GP	G	A	P	+/-	PIM	PP	SH
John Tavares	1	1	0	1	1	0	0	0
Matt Moulson	1	0	1	1	1	0	0	0
Kyle Okposo	1	0	1	1	0	0	0	0
Josh Bailey	1	0	0	0	0	0	0	0
Mark Eaton	1	0	0	0	-1	0	0	0
Michael Grabner	1	0	0	0	-1	0	0	0
Travis Hamonic	1	0	0	0	-1	0	0	0
Milan Jurcina	1	0	0	0	0	0	0	0
Andrew MacDonald	1	0	0	0	-2	0	0	0
Matt Martin	1	0	0	0	0	2	0	0
Nino Niederreiter	1	0	0	0	-2	0	0	0
Frans Nielsen	1	0	0	0	-1	0	0	0
Jay Pandolfo	1	0	0	0	-2	0	0	0
PA Parenteau	1	0	0	0	0	0	0	0
Brian Rolston	1	0	0	0	0	0	0	0
Steve Staios	1	0	0	0	0	0	0	0
Mark Streit	1	0	0	0	0	0	0	0
Tim Wallace	1	0	0	0	-2	0	0	0

Power Play: 0-3 0.0% / Penalty Killing: 1-1 100.0%

GOALTENDING

PREDATORS

	GP	MIN	W-L-OT	GA	SA	SV	GAA	SV%
Pekka Rinne	1	60	1-0-0	1	37	36	1.00	.973

ISLANDERS

	GP	MIN	W-L-OT	GA	SA	SV	GAA	SV%
Kevin Poulin	1	58	0-1-0	3	32	29	3.13	.906



1535 Old Country Road
Plainview, NY 11803 • (516) 501-6799
GM: Garth Snow
Head Coach: Jack Capuano
PR: Kimber Auerbach, Jesse Eisenberg,
Travis Betts, Greg Picker

Season	OVERALL							HOME							ROAD						
	GP	W	L	OT	PTS	GF	GA	GP	W	L	OT	PTS	GF	GA	GP	W	L	OT	PTS	GF	GA
1998-99	2	1	1	0	2	5	7	1	0	1	0	0	3	6	1	1	0	0	2	2	1
1999-00	2	2	0	0	4	9	6	1	1	0	0	2	3	2	1	1	0	0	2	6	4
2000-01	1	0	1	0	0	1	2	0	0	0	0	0	0	0	1	0	1	0	0	1	2
2001-02	1	0	1	0	0	2	5	1	0	1	0	0	2	5	0	0	0	0	0	0	0
2002-03	2	1	0	1	3	5	4	1	1	0	0	2	2	0	1	0	0	1	1	3	4
2003-04	1	1	0	0	2	4	3	1	1	0	0	2	4	3	0	0	0	0	0	0	0
2005-06	1	1	0	0	2	2	1	1	1	0	0	2	2	1	0	0	0	0	0	0	0
2006-07	1	1	0	0	2	2	1	0	0	0	0	0	0	0	1	1	0	0	2	2	1
2008-09	1	1	0	0	2	1	0	1	1	0	0	2	1	0	0	0	0	0	0	0	0
2009-10	1	0	0	1	1	3	4	0	0	0	0	0	0	0	1	0	0	1	1	3	4
2010-11	1	1	0	0	2	5	0	1	1	0	0	2	5	0	0	0	0	0	0	0	0
2011-12	1	1	0	0	2	3	1	0	0	0	0	0	0	0	1	1	0	0	2	3	1
Totals	15	10	3	2	22	42	34	8	6	2	0	12	22	17	7	4	1	2	10	20	17

OT column includes both ties and overtime losses in 1999-00, 2000-01, 2001-02, 2002-03 (one road OTL) and 2003-04. OT column includes ties in 1998-99.

DATE	VISITOR	HOME
1998-99 November 21, 1998	NY ISLANDERS	6 Nashville 3
February 12, 1999	NASHVILLE	2 NY Islanders 1
1999-00 February 2, 2000	NASHVILLE	6 NY Islanders 4
March 28, 2000	NY Islanders	2 NASHVILLE 3
2000-01 November 7, 2000	Nashville	1 NY ISLANDERS 2
2001-02 April 11, 2002	NY ISLANDERS	5 Nashville 2
2002-03 October 15, 2002	Nashville	3 NY ISLANDERS 4 OT
February 13, 2003	NY Islanders	0 NASHVILLE 2

DATE	VISITOR	HOME
2003-04 November 15, 2003	NY Islanders	3 NASHVILLE 4
2005-06 January 10, 2006	NY Islanders	1 NASHVILLE 2
2006-07 October 16, 2006	NASHVILLE	2 NY Islanders 1 SO
2008-09 December 20, 2008	NY Islanders	0 NASHVILLE 1
2009-10 February 9, 2010	Nashville	3 NY ISLANDERS 4 SO
2010-11 December 13, 2010	NY Islanders	0 NASHVILLE 5
2011-12 January 16, 2012	NASHVILLE	3 NY Islanders 1



NHL & OPPONENTS

NEW YORK RANGERS

2011-12 SEASON SERIES

@ NASHVILLE

Date	Score	W/Goal
No Games		

GOALS BY PERIOD

	1st	2nd	3rd	OT	Total
Nashville	0	0	0	-	0
NY Rangers	1	1	1	-	3

INDIVIDUAL SCORING

PLAYER	PREDATORS							
	GP	G	A	P	+/-	PIM	PP	SH
Francis Bouillon	1	0	0	0	-1	0	0	0
Gabriel Bourque	1	0	0	0	-1	0	0	0
Ryan Ellis	1	0	0	0	-1	0	0	0
Martin Erat	1	0	0	0	-2	2	0	0
Mike Fisher	1	0	0	0	-1	0	0	0
Matt Halischuk	1	0	0	0	0	0	0	0
Jack Hillen	1	0	0	0	-1	0	0	0
Patric Hornqvist	1	0	0	0	-2	0	0	0
Roman Josi	1	0	0	0	-2	0	0	0
Kevin Klein	1	0	0	0	0	0	0	0
Sergei Kostitsyn	1	0	0	0	-1	0	0	0
David Legwand	1	0	0	0	-1	0	0	0
Brian McGrattan	1	0	0	0	0	0	0	0
Craig Smith	1	0	0	0	-2	0	0	0
Nick Spaling	1	0	0	0	0	0	0	0
Jordin Tootoo	1	0	0	0	0	0	0	0
Shea Weber	1	0	0	0	-1	0	0	0
Colin Wilson	1	0	0	0	0	2	0	0

Power Play: 0-3 0.0% / Penalty Killing: 2-2 100.0%

@ NY RANGERS

Date	Score	W/Goal
17 Jan '12	NSH 0 @ NYR 3	Dan Girardi

* overtime ** shootout

SHOTS BY PERIOD

	1st	2nd	3rd	OT	Total
Nashville	11	8	8	-	27
NY Rangers	10	12	7	-	29

PLAYER	NY RANGERS							
	GP	G	A	P	+/-	PIM	PP	SH
Ryan Callahan	1	1	0	1	1	0	0	0
Dan Girardi	1	1	0	1	3	0	0	0
John Mitchell	1	1	0	1	1	2	0	0
Marian Gaborik	1	0	1	1	1	4	0	0
Carl Hagelin	1	0	1	1	2	0	0	0
Artem Anisimov	1	0	0	0	0	0	0	0
Stu Bickel	1	0	0	0	0	0	0	0
Brian Boyle	1	0	0	0	1	0	0	0
Michael Del Zotto	1	0	0	0	0	0	0	0
Brandon Dubinsky	1	0	0	0	1	0	0	0
Ruslan Fedotenko	1	0	0	0	0	0	0	0
Ryan McDonagh	1	0	0	0	3	0	0	0
Brandon Prust	1	0	0	0	0	0	0	0
Brad Richards	1	0	0	0	0	0	0	0
Mike Rupp	1	0	0	0	0	0	0	0
Marc Staal	1	0	0	0	0	0	0	0
Derek Stepan	1	0	0	0	2	0	0	0
Anton Stralman	1	0	0	0	0	0	0	0

Power Play: 0-2 0.0% / Penalty Killing: 3-3 100.0%

GOALTENDING

PREDATORS

	GP	MIN	W-L-OT	GA	SA	SV	GAA	SV%
Anders Lindback	1	59	0-1-0	2	28	26	2.02	.929

RANGERS

	GP	MIN	W-L-OT	GA	SA	SV	GAA	SV%
Henrik Lundqvist	1	60	1-0-0	0	27	27	0.00	1.000



Madison Square Garden • 2 Pennsylvania Plaza, 14th Floor
 New York, NY 10121 • (212) 465-6486
 GM: Glen Sather
 Head Coach: Alain Vigneault
 PR: John Rosasco, Brendan McIntyre, Dino Ticinelli

Season	OVERALL							HOME							ROAD						
	GP	W	L	OT	PTS	GF	GA	GP	W	L	OT	PTS	GF	GA	GP	W	L	OT	PTS	GF	GA
1998-99	2	0	2	0	0	5	12	1	0	1	0	0	4	7	1	0	1	0	0	1	5
1999-00	1	0	1	0	0	1	5	0	0	0	0	0	0	0	1	0	1	0	0	1	5
2000-01	2	2	0	0	4	8	4	1	1	0	0	2	5	2	1	1	0	0	2	3	2
2001-02	1	1	0	0	2	4	2	0	0	0	0	0	0	0	1	1	0	0	2	4	2
2002-03	2	0	1	1	1	4	6	1	0	1	0	0	2	4	1	0	0	1	1	2	2
2003-04	2	2	0	0	4	6	3	1	1	0	0	2	2	1	1	1	0	0	2	4	2
2005-06	1	0	1	0	0	1	5	1	0	1	0	0	1	5	0	0	0	0	0	0	0
2006-07	1	1	0	0	2	3	0	0	0	0	0	0	0	0	1	1	0	0	2	3	0
2008-09	1	0	1	0	0	2	4	1	0	1	0	0	2	4	0	0	0	0	0	0	0
2009-10	1	1	0	0	2	2	1	0	0	0	0	0	0	0	1	1	0	0	2	2	1
2010-11	1	0	0	1	1	1	2	1	0	0	1	1	1	2	0	0	0	0	0	0	0
2011-12	1	0	1	0	0	0	3	0	0	0	0	0	0	0	1	0	1	0	0	0	3
Totals	16	7	7	2	16	37	47	7	2	4	1	5	17	25	9	5	3	1	11	20	22

OT column includes both ties and overtime losses in 1999-00, 2000-01, 2001-02, 2002-03 (one road tie) and 2003-04. OT column includes ties in 1998-99.

	DATE	VISITOR	HOME
1998-99	November 29, 1998	Nashville	NY RANGERS 5
	February 15, 1999	NY RANGERS 7	Nashville 4
1999-00	January 31, 2000	Nashville	NY RANGERS 5
2000-01	December 23, 2000	NASHVILLE 3	NY Rangers 2 OT
	March 4, 2001	NY Rangers	NASHVILLE 5
2001-02	December 12, 2001	NASHVILLE 4	NY Rangers 2
2002-03	October 19, 2002	Nashville	NY Rangers 2 OT
	January 23, 2003	NY RANGERS 4	Nashville 2

	DATE	VISITOR	HOME
2003-04	February 28, 2004	NY Rangers	1 NASHVILLE 2 OT
	March 25, 2004	NASHVILLE 4	NY Rangers 2
2005-06	December 8, 2005	NY RANGERS 5	Nashville 1
2006-07	October 18, 2006	NASHVILLE 3	NY Rangers 0
2008-09	March 12, 2009	NY RANGERS 4	Nashville 2
2009-10	February 10, 2010	NASHVILLE 2	NY Rangers 1
2010-11	November 27, 2010	NY RANGERS 2	Nashville 1 SO
2011-12	January 17, 2012	Nashville	0 NY RANGERS 3



NHL & OPPONENTS

OTTAWA SENATORS

2011-12 SEASON SERIES

@ NASHVILLE

Date	Score	W/Goal
No Games		

GOALS BY PERIOD

	1st	2nd	3rd	OT	Total
Nashville	1	1	1	-	3
Ottawa	1	2	1	-	4

INDIVIDUAL SCORING

PLAYER	PREDATORS							
	GP	G	A	P	+/-	PIM	PP	SH
Martin Erat	1	1	1	2	1	2	0	0
Ryan Suter	1	0	2	2	0	0	0	0
Gabriel Bourque	1	1	0	1	1	0	0	0
Patric Hornqvist	1	1	0	1	-1	0	1	0
Jordin Tootoo	1	0	1	1	1	0	0	0
Francis Bouillon	1	0	0	0	0	2	0	0
Ryan Ellis	1	0	0	0	0	0	0	0
Mike Fisher	1	0	0	0	1	0	0	0
Matt Halischuk	1	0	0	0	0	0	0	0
Roman Josi	1	0	0	0	0	0	0	0
Kevin Klein	1	0	0	0	0	0	0	0
Sergei Kostitsyn	1	0	0	0	1	2	0	0
David Legwand	1	0	0	0	-2	4	0	0
Craig Smith	1	0	0	0	0	0	0	0
Jerred Smithson	1	0	0	0	0	0	0	0
Nick Spaling	1	0	0	0	1	2	0	0
Shea Weber	1	0	0	0	0	0	0	0
Colin Wilson	1	0	0	0	-2	0	0	0

Power Play: 1-5 20.0% / Penalty Killing: 4-6 66.7%

@ OTTAWA

Date	Score	W/Goal
09 Feb '12	NSH 3 @ OTT 4	Chris Phillips

* overtime ** shootout

SHOTS BY PERIOD

	1st	2nd	3rd	OT	Total
Nashville	6	11	10	-	27
Ottawa	8	12	9	-	29

SENATORS

PLAYER	GP	G	A	P	+/-	PIM	PP	SH
Jason Spezza	1	2	1	3	1	0	1	0
Chris Phillips	1	2	0	2	0	0	1	0
Bobby Butler	1	0	2	2	1	0	0	0
Milan Michalek	1	0	2	2	0	0	0	0
Nick Foligno	1	0	1	1	0	2	0	0
Filip Kuba	1	0	1	1	0	0	0	0
Daniel Alfredsson	1	0	0	0	0	0	0	0
Erik Condra	1	0	0	0	-1	0	0	0
Jared Cowen	1	0	0	0	-1	0	0	0
Kaspars Daugavins	1	0	0	0	0	0	0	0
Sergei Gonchar	1	0	0	0	0	0	0	0
Colin Greening	1	0	0	0	0	2	0	0
Erik Karlsson	1	0	0	0	1	0	0	0
Brian Lee	1	0	0	0	0	2	0	0
Chris Neil	1	0	0	0	0	0	0	0
Jim O'Brien	1	0	0	0	0	2	0	0
Zack Smith	1	0	0	0	0	0	0	0
Kyle Turris	1	0	0	0	-1	2	0	0

Power Play: 2-6 33.3% / Penalty Killing: 4-5 80.0%

GOALTENDING

PREDATORS

	GP	MIN	W-L-OT	GA	SA	SV	GAA	SV%
Pekka Rinne	1	58	0-1-0	4	29	25	4.14	.862

SENATORS

	GP	MIN	W-L-OT	GA	SA	SV	GAA	SV%
Alex Auld	1	60	1-0-0	3	27	24	3.00	.889



Canadian Tire Centre • 1000 Palladium Drive
 Ottawa, ON K2V 1A5 • (613) 599-0250
 GM: Bryan Murray
 Head Coach: Paul MacLean
 PR: Brian Morris, Chris Moore, Amanda Nigh

	OVERALL							HOME							ROAD						
Season	GP	W	L	OT	PTS	GF	GA	GP	W	L	OT	PTS	GF	GA	GP	W	L	OT	PTS	GF	GA
1998-99	2	0	2	0	0	2	6	1	0	1	0	0	1	3	1	0	1	0	0	1	3
1999-00	1	1	0	0	2	2	1	0	0	0	0	0	0	0	1	1	0	0	2	2	1
2000-01	1	0	1	0	0	0	4	1	0	1	0	0	0	4	0	0	0	0	0	0	0
2001-02	2	1	1	0	2	6	5	1	1	0	0	2	4	2	1	0	1	0	0	2	3
2002-03	2	1	1	0	2	3	6	1	1	0	0	2	3	2	1	0	1	0	0	0	4
2003-04	1	0	1	0	0	2	4	0	0	0	0	0	0	0	1	0	1	0	0	2	4
2006-07	1	1	0	0	2	6	0	1	1	0	0	2	6	0	0	0	0	0	0	0	0
2007-08	1	1	0	0	2	6	5	0	0	0	0	0	0	0	1	1	0	0	2	6	5
2008-09	1	0	1	0	0	0	2	1	0	1	0	0	0	2	0	0	0	0	0	0	0
2009-10	1	1	0	0	2	6	5	0	0	0	0	0	0	0	1	1	0	0	2	6	5
2010-11	1	0	1	0	0	1	2	1	0	1	0	0	1	2	0	0	0	0	0	0	0
2011-12	1	0	1	0	0	3	4	0	0	0	0	0	0	0	1	0	1	0	0	3	4
Totals	15	6	9	0	12	37	44	7	3	4	0	6	15	15	8	3	5	0	6	22	29

OT column includes both ties and overtime losses in 1999-00, 2000-01, 2001-02, 2002-03 and 2003-04. OT column includes ties in 1998-99.

	DATE	VISITOR	HOME
1998-99	October 17, 1998	Nashville	1 OTTAWA 3
	December 1, 1998	OTTAWA	3 Nashville 1
1999-00	November 11, 1999	NASHVILLE	2 Ottawa 1
2000-01	March 24, 2001	OTTAWA	4 Nashville 0
2001-02	November 10, 2001	Nashville	2 OTTAWA 3
	December 6, 2001	Ottawa	2 NASHVILLE 4
2002-03	December 30, 2002	Ottawa	2 NASHVILLE 3
	February 22, 2003	Nashville	0 OTTAWA 4

	DATE	VISITOR	HOME
2003-04	March 6, 2004	Nashville	2 OTTAWA 4
2006-07	December 14, 2006	Ottawa	0 NASHVILLE 6
2007-08	November 29, 2007	NASHVILLE	6 Ottawa 5
2008-09	February 16, 2009	OTTAWA	2 Nashville 0
2009-10	October 22, 2009	NASHVILLE	6 Ottawa 5 OT
2010-11	December 23, 2010	OTTAWA	2 Nashville 1
2011-12	February 9, 2012	Nashville	3 OTTAWA 4



NHL & OPPONENTS

PHILADELPHIA FLYERS

2011-12 SEASON SERIES

@ NASHVILLE

Date	Score	W/Goal
14 Jan '12	PHI 2 @ NSH 4	Nick Spaling

GOALS BY PERIOD

	1st	2nd	3rd	OT	Total
Nashville	1	1	3	-	5
Philadelphia	1	2	3	-	6

INDIVIDUAL SCORING

PREDATORS								
PLAYER	GP	G	A	P	+/-	PIM	PP	SH
Martin Erat	2	1	1	2	0	2	1	0
Mike Fisher	2	1	1	2	1	0	0	0
Sergei Kostitsyn	2	1	1	2	1	0	0	0
Nick Spaling	2	1	0	1	-1	0	0	0
Ryan Suter	2	1	0	1	-1	2	0	0
Gabriel Bourque	2	0	1	1	0	0	0	0
Matt Halischuk	2	0	1	1	0	0	0	0
Kevin Klein	2	0	1	1	1	0	0	0
Jordin Tootoo	2	0	1	1	-1	0	0	0
Shea Weber	2	0	1	1	-1	0	0	0
Craig Smith	1	0	1	1	-1	0	0	0
Francis Bouillon	2	0	0	0	0	2	0	0
Ryan Ellis	2	0	0	0	-1	0	0	0
Patric Hornqvist	2	0	0	0	-1	0	0	0
Roman Josi	2	0	0	0	0	0	0	0
David Legwand	2	0	0	0	0	2	0	0
Colin Wilson	2	0	0	0	-1	2	0	0
Brian McGrattan	1	0	0	0	0	0	0	0
Chris Mueller	1	0	0	0	-1	0	0	0
Jerred Smithson	1	0	0	0	0	2	0	0

Power Play: 1-7 14.3% / Penalty Killing: 4-5 80.0%

@ PHILADELPHIA

Date	Score	W/Goal
02 Feb '12	NSH 1 @ PHI 4	Matt Read

* overtime ** shootout

SHOTS BY PERIOD

	1st	2nd	3rd	OT	Total
Nashville	24	10	18	-	52
Philadelphia	21	24	21	-	66

FLYERS								
PLAYER	GP	G	A	P	+/-	PIM	PP	SH
Wayne Simmonds	2	3	1	4	2	0	1	0
Sean Couturier	2	1	1	2	2	0	0	0
Claude Giroux	2	1	1	2	-1	0	0	0
Matt Read	2	1	1	2	2	0	0	0
Scott Hartnell	2	0	1	1	0	4	0	0
Jaromir Jagr	2	0	1	1	1	2	0	0
Andrej Meszaros	2	0	1	1	0	0	0	0
Zac Rinaldo	2	0	1	1	1	2	0	0
Brayden Schenn	2	0	1	1	1	2	0	0
Kimmo Timonen	2	0	1	1	1	0	0	0
Marc-Andre Bourdon	2	0	0	0	0	0	0	0
Matt Carle	2	0	0	0	0	2	0	0
Braydon Coburn	2	0	0	0	1	0	0	0
Maxime Talbot	2	0	0	0	-1	0	0	0
Jakub Voracek	2	0	0	0	-3	2	0	0
Harry Zolnierczyk	2	0	0	0	-1	2	0	0
Danny Briere	1	0	0	0	-1	0	0	0
Erik Gustafsson	1	0	0	0	0	0	0	0
Andreas Lilja	1	0	0	0	0	2	0	0
Tom Sestito	1	0	0	0	0	0	0	0

Power Play: 1-5 20.0% / Penalty Killing: 6-7 85.7%

GOALTENDING

PREDATORS

	GP	MIN	W-L-OT	GA	SA	SV	GAA	SV%
Pekka Rinne	1	60	1-0-0	2	38	36	2.00	.947
Anders Lindback	1	59	0-1-0	3	27	24	3.04	.889

FLYERS

	GP	MIN	W-L-OT	GA	SA	SV	GAA	SV%
Ilya Bryzgalov	2	119	1-1-0	4	51	47	2.01	.922



Wells Fargo Center • 3601 South Broad St.
Philadelphia, PA 19148 • (215) 465-4500
GM: Paul Holmgren
Head Coach: Peter Laviolette
PR: Zack Hill, Joe Siville, Brian Smith

	OVERALL							HOME							ROAD						
Season	GP	W	L	OT	PTS	GF	GA	GP	W	L	OT	PTS	GF	GA	GP	W	L	OT	PTS	GF	GA
1998-99	2	0	2	0	0	1	10	1	0	1	0	0	1	2	1	0	1	0	0	0	8
1999-00	2	0	1	1	1	1	3	1	0	1	0	0	0	2	1	0	0	1	1	1	1
2000-01	2	1	0	1	3	5	3	1	0	0	1	1	2	2	1	1	0	0	2	3	1
2001-02	1	1	0	0	2	3	2	0	0	0	0	0	0	0	1	1	0	0	2	3	2
2002-03	1	0	0	1	1	1	1	1	0	0	1	1	1	1	0	0	0	0	0	0	0
2003-04	1	0	1	0	0	2	5	0	0	0	0	0	0	0	1	0	1	0	0	2	5
2005-06	1	1	0	0	2	4	3	1	1	0	0	2	4	3	0	0	0	0	0	0	0
2006-07	1	1	0	0	2	3	2	0	0	0	0	0	0	0	1	1	0	0	2	3	2
2008-09	1	0	1	0	0	1	4	0	0	0	0	0	0	0	1	0	1	0	0	1	4
2009-10	1	1	0	0	2	4	3	1	1	0	0	2	4	3	0	0	0	0	0	0	0
2010-11	1	0	1	0	0	2	3	0	0	0	0	0	0	0	1	0	1	0	0	2	3
2011-12	2	1	1	0	2	5	6	1	1	0	0	2	4	2	1	0	1	0	0	1	4
Totals	16	6	7	3	15	32	45	7	3	2	2	8	16	15	9	3	5	1	7	16	30

OT column includes both ties and overtime losses in 1999-00 (one road tie), 2000-01 (one home tie), 2001-02, 2002-03 (one home tie) and 2003-04. OT column includes ties in 1998-99.

DATE	VISITOR	HOME
1998-99 January 11, 1999	Nashville	0 PHILADELPHIA 8
April 1, 1999	PHILADELPHIA 2	Nashville 1
1999-00 December 19, 1999	Nashville	1 Philadelphia 1 OT
March 21, 2000	PHILADELPHIA 2	Nashville 0
2000-01 November 2, 2000	NASHVILLE 3	Philadelphia 1
December 12, 2000	Philadelphia 2	Nashville 2 OT
2001-02 January 24, 2002	NASHVILLE 3	Philadelphia 2 OT
2002-03 March 25, 2003	Philadelphia 1	Nashville 1 OT

DATE	VISITOR	HOME
2003-04 March 3, 2004	Nashville 2	PHILADELPHIA 5
2005-06 December 3, 2005	Philadelphia 3	NASHVILLE 4 SO
2006-07 November 29, 2006	NASHVILLE 3	Philadelphia 2
2008-09 March 7, 2009	Nashville 1	PHILADELPHIA 4
2009-10 March 16, 2010	Philadelphia 3	NASHVILLE 4 SO
2010-11 February 3, 2011	Nashville 2	PHILADELPHIA 3
2011-12 January 14, 2012	Philadelphia 2	NASHVILLE 4
February 2, 2012	Nashville 1	PHILADELPHIA 4



NHL & OPPONENTS

PHOENIX COYOTES

2012-13 SEASON SERIES

@ NASHVILLE

Date	Score	W/Goal
28 Mar '13	PHX 7 @ NSH 4	Keith Yandle
14 Feb '13	PHX 0 @ NSH 3	Gabriel Bourque

GOALS BY PERIOD

	1st	2nd	3rd	OT	Total
Nashville	3	0	4	-	7
Phoenix	7	2	2	-	11

INDIVIDUAL SCORING

PREDATORS									
PLAYER	GP	G	A	P	+/-	PIM	PP	PP	SH
Gabriel Bourque	3	2	1	3	1	2	1	0	0
Martin Erat	3	0	3	3	0	4	0	0	0
Mike Fisher	3	1	1	2	-1	2	0	0	0
David Legwand	3	1	1	2	0	0	0	0	0
Shea Weber	3	1	1	2	-2	0	0	0	0
Rich Clune	3	1	0	1	0	7	0	0	0
Nick Spaling	3	1	0	1	-1	0	0	0	0
Roman Josi	3	0	1	1	-3	0	0	0	0
Jonathon Blum	2	0	1	1	0	0	0	0	0
Ryan Ellis	2	0	1	1	-1	2	0	0	0
Matt Halischuk	2	0	1	1	1	4	0	0	0
Colin Wilson	2	0	1	1	1	0	0	0	0
Taylor Beck	1	0	1	1	0	0	0	0	0
Patric Hornqvist	1	0	1	0	0	0	0	0	0
Kevin Klein	3	0	0	0	1	0	0	0	0
Sergei Kostitsyn	3	0	0	0	-3	0	0	0	0
Brandon Yip	3	0	0	0	-4	2	0	0	0
Paul Gaustad	2	0	0	0	-2	2	0	0	0
Hal Gill	2	0	0	0	-1	0	0	0	0
Scott Hannan	2	0	0	0	-1	0	0	0	0
Craig Smith	2	0	0	0	0	2	0	0	0
Victor Bartley	1	0	0	0	1	0	0	0	0
Bobby Butler	1	0	0	0	-2	0	0	0	0
Chris Mueller	1	0	0	0	-1	0	0	0	0

Power Play: 1-8 12.5% / Penalty Killing: 8-10 80.0%

@ PHOENIX

Date	Score	W/Goal
28 Jan '13	NSH 0 @ PHX 4	Antoine Vermette

* overtime ** shootout

SHOTS BY PERIOD

	1st	2nd	3rd	OT	Total
Nashville	26	32	30	-	88
Phoenix	25	24	24	-	73

COYOTES									
PLAYER	GP	G	A	P	+/-	PIM	PP	PP	SH
Radim Vrbata	3	2	2	4	2	0	0	0	0
Keith Yandle	3	2	2	4	2	2	2	0	0
Rostislav Klesla	2	0	4	4	2	4	0	0	0
Martin Hanzal	2	1	2	3	0	0	0	0	0
Antoine Vermette	3	2	0	2	3	0	0	0	0
Nick Johnson	2	1	1	2	2	0	0	0	0
David Moss	3	1	0	1	1	2	0	0	0
Lauri Korpikoski	2	1	0	1	0	2	0	0	0
Matthew Lombardi	1	1	0	1	0	0	0	0	0
Mikkel Boedker	3	0	1	1	-1	2	0	0	0
Shane Doan	3	0	1	1	1	0	0	0	0
Oliver Ekman-Larsson	3	0	1	1	-2	2	0	0	0
Boyd Gordon	3	0	1	1	0	0	0	0	0
Derek Morris	3	0	1	1	3	0	0	0	0
Paul Bissonnette	2	0	1	1	2	2	0	0	0
David Schlemko	2	0	1	1	4	2	0	0	0
Rob Klinkhammer	1	0	1	1	0	0	0	0	0
Steve Sullivan	3	0	0	0	-1	0	0	0	0
Kyle Chipchura	2	0	0	0	0	5	0	0	0
Zbynek Michalek	2	0	0	0	-1	0	0	0	0
David Rundblad	2	0	0	0	0	0	0	0	0
Raffi Torres	2	0	0	0	1	0	0	0	0
Alexandre Bolduc	1	0	0	0	0	0	0	0	0
Michael Stone	1	0	0	0	-2	0	0	0	0

Power Play: 2-10 20.0% / Penalty Killing: 7-8 87.5%

GOALTENDING

PREDATORS

	GP	MIN	W-L-OT	GA	SA	SV	GAA	SV%
Pekka Rinne	3	164	1-1-0	8	64	56	2.93	.875
Chris Mason	1	16	0-1-0	3	9	6	11.13	.667

COYOTES

	GP	MIN	W-L-OT	GA	SA	SV	GAA	SV%
Chad Johnson	1	60	1-0-0	0	21	21	0.00	1.000
Jason LaBarbera	1	60	1-0-0	4	38	34	4.00	.895
Mike Smith	1	60	0-1-0	3	29	26	3.00	.897



6751 White Out Way #200
Glendale, AZ 85305 • (623) 772-3200
GM: Don Maloney
Head Coach: Dave Tippett
PR: Rich Nairn, Chris Wojcik, Greg Dillard

	OVERALL							HOME							ROAD						
Season	GP	W	L	OT	PTS	GF	GA	GP	W	L	OT	PTS	GF	GA	GP	W	L	OT	PTS	GF	GA
1998-99	4	2	2	0	4	10	12	2	1	1	0	2	3	5	2	1	1	0	2	7	7
1999-00	4	1	2	1	3	13	16	2	0	1	1	1	7	10	2	1	1	0	2	6	6
2000-01	4	3	1	0	6	14	11	2	2	0	0	4	8	4	2	1	1	0	2	6	7
2001-02	4	0	4	0	0	6	11	2	0	2	0	0	2	4	2	0	2	0	0	4	7
2002-03	4	1	2	1	3	6	8	2	1	1	0	2	5	5	2	0	1	1	1	1	3
2003-04	4	3	0	1	7	18	9	2	1	0	1	3	7	6	2	2	0	0	4	11	3
2005-06	4	3	1	0	6	15	10	2	2	0	0	4	7	1	2	1	1	0	2	8	9
2006-07	4	2	2	0	4	12	8	2	2	0	0	4	8	2	2	0	2	0	0	4	6
2007-08	4	2	1	1	5	15	15	2	1	1	0	2	6	8	2	1	0	1	3	9	7
2008-09	4	3	1	0	6	9	4	2	2	0	0	4	6	2	2	1	1	0	2	3	2
2009-10	4	1	2	1	3	8	13	2	1	0	1	3	4	4	2	0	2	0	0	4	9
2010-11	4	2	2	0	4	13	9	2	1	1	0	2	5	3	2	1	1	0	2	8	6
2011-12	4	2	2	0	4	12	12	2	0	2	0	0	4	8	2	2	0	0	4	8	4
2012-13	3	1	2	0	2	7	11	2	1	1	0	2	7	7	1	0	1	0	0	0	4
Totals	55	26	24	5	57	158	149	28	15	10	3	33	79	69	27	11	14	2	24	79	80

OT column includes both ties and overtime losses in 1999-00 (one home tie), 2000-01, 2001-02, 2002-03 (one road OTL) and 2003-04 (one home tie). OT column includes ties in 1998-99 (one home tie).

DATE				VISITOR				HOME			
1998-99				January 15, 1999	Phoenix	0	NASHVILLE	2			
				January 31, 1999	PHOENIX	5	Nashville	1			
				March 7, 1999	Nashville	3	PHOENIX	4			
				April 9, 1999	NASHVILLE	4	Phoenix	3			
1999-00				November 30, 1999	PHOENIX	6	Nashville	3			
				January 18, 1999	Phoenix	4	Nashville	4	OT		
				March 17, 2000	NASHVILLE	4	Phoenix	3	OT		
				April 5, 2000	Nashville	2	PHOENIX	3			
2000-01				January 29, 2001	NASHVILLE	5	Phoenix	2			
				March 6, 2001	Nashville	1	PHOENIX	5			
				March 17, 2001	Phoenix	1	NASHVILLE	4			
				March 29, 2001	Phoenix	3	NASHVILLE	4	OT		
2001-02				November 29, 2001	Nashville	0	PHOENIX	1			
				January 21, 2002	PHOENIX	1	Nashville	0			
				March 15, 2002	PHOENIX	3	Nashville	2			
				April 14, 2002	Nashville	4	PHOENIX	6			
2002-03				October 22, 2002	PHOENIX	2	Nashville	1			
				November 3, 2002	Nashville	1	PHOENIX	2	OT		
				January 11, 2003	Phoenix	3	NASHVILLE	4	OT		
				April 4, 2003	Nashville	0	PHOENIX	1			
2003-04				December 22, 2003	Phoenix	3	Nashville	3	OT		
				December 27, 2003	NASHVILLE	3	Phoenix	1			
				January 15, 2004	Phoenix	3	NASHVILLE	4			
				February 21, 2004	NASHVILLE	8	Phoenix	2			
2005-06				October 13, 2005	NASHVILLE	5	Phoenix	4	SO		
				March 16, 2006	Phoenix	0	NASHVILLE	2			
				March 28, 2006	Nashville	3	PHOENIX	5			
				April 15, 2006	Phoenix	1	NASHVILLE	5			
DATE				VISITOR				HOME			
2006-07				October 14, 2006	Phoenix	1	NASHVILLE	4			
				December 4, 2006	Nashville	2	PHOENIX	3			
				February 1, 2007	Nashville	2	PHOENIX	3			
				February 19, 2007	Phoenix	1	NASHVILLE	4			
2007-08				October 11, 2007	PHOENIX	6	Nashville	3			
				January 24, 2008	Nashville	3	PHOENIX	4	OT		
				February 2, 2008	Phoenix	2	NASHVILLE	3	OT		
				February 10, 2008	NASHVILLE	6	Phoenix	3			
2008-09				December 18, 2008	Nashville	1	PHOENIX	2			
				February 3, 2009	Phoenix	1	NASHVILLE	2			
				February 26, 2009	Phoenix	1	NASHVILLE	4			
				March 14, 2009	NASHVILLE	2	Phoenix	0			
2009-10				January 21, 2010	Nashville	2	PHOENIX	4			
				February 2, 2010	PHOENIX	1	Nashville	0	SO		
				March 25, 2010	Phoenix	3	NASHVILLE	4	SO		
				April 7, 2010	Nashville	2	PHOENIX	5			
2010-11				November 3, 2010	Nashville	3	PHOENIX	4			
				November 30, 2010	Phoenix	0	NASHVILLE	3			
				January 18, 2011	NASHVILLE	5	Phoenix	2			
				February 19, 2011	PHOENIX	3	Nashville	2			
2011-12				October 13, 2011	PHOENIX	5	Nashville	2			
				November 3, 2011	NASHVILLE	3	Phoenix	0			
				December 6, 2011	PHOENIX	3	Nashville	2			
				March 12, 2012	NASHVILLE	5	Phoenix	4	SO		
2012-13				January 28, 2013	Nashville	0	PHOENIX	4			
				February 14, 2013	Phoenix	0	NASHVILLE	3			
				March 28, 2013	PHOENIX	7	Nashville	4			



NHL & OPPONENTS

PITTSBURGH PENGUINS

2011-12 SEASON SERIES

@ NASHVILLE

Date	Score	W/Goal
No Games		

GOALS BY PERIOD

	1st	2nd	3rd	OT	Total
Nashville	0	1	0	-	1
Pittsburgh	2	2	1	-	5

INDIVIDUAL SCORING

PREDATORS								
PLAYER	GP	G	A	P	+/-	PIM	PP	SH
Alexander Radulov	1	1	0	1	-2	0	0	0
Hal Gill	1	0	1	1	-1	0	0	0
Patric Hornqvist	1	0	1	1	-1	0	0	0
Francis Bouillon	1	0	0	0	-2	0	0	0
Gabriel Bourque	1	0	0	0	-1	0	0	0
Martin Erat	1	0	0	0	-1	0	0	0
Mike Fisher	1	0	0	0	-2	0	0	0
Jack Hillen	1	0	0	0	-1	0	0	0
Kevin Klein	1	0	0	0	-2	0	0	0
Sergei Kostitsyn	1	0	0	0	-2	0	0	0
Andrei Kostitsyn	1	0	0	0	0	0	0	0
David Legwand	1	0	0	0	-1	0	0	0
Craig Smith	1	0	0	0	0	0	0	0
Nick Spaling	1	0	0	0	-2	0	0	0
Ryan Suter	1	0	0	0	-1	0	0	0
Jordin Tootoo	1	0	0	0	0	0	0	0
Shea Weber	1	0	0	0	-1	2	0	0
Brandon Yip	1	0	0	0	0	0	0	0

Power Play: 0-2 0.0% / Penalty Killing: 1-1 100.0%

@ PITTSBURGH

Date	Score	W/Goal
22 Mar '12	NSH 1 @ PIT 5	Pascal Dupuis

* overtime ** shootout

SHOTS BY PERIOD

	1st	2nd	3rd	OT	Total
Nashville	9	10	11	-	30
Pittsburgh	8	8	7	-	23

PENGUINS								
PLAYER	GP	G	A	P	+/-	PIM	PP	SH
James Neal	1	0	4	4	4	0	0	0
Evgeni Malkin	1	2	0	2	2	2	0	0
Chris Kunitz	1	1	1	2	3	0	0	0
Kris Letang	1	0	2	2	2	0	0	0
Matt Cooke	1	1	0	1	1	0	0	0
Pascal Dupuis	1	1	0	1	0	0	0	0
Brooks Orpik	1	0	1	1	1	0	0	0
Steve Sullivan	1	0	1	1	0	0	0	0
Craig Adams	1	0	0	0	0	0	0	0
Arron Asham	1	0	0	0	0	0	0	0
Sidney Crosby	1	0	0	0	1	2	0	0
Deryk Engelland	1	0	0	0	0	0	0	0
Tyler Kennedy	1	0	0	0	0	0	0	0
Paul Martin	1	0	0	0	3	0	0	0
Zbynek Michalek	1	0	0	0	1	0	0	0
Matt Niskanen	1	0	0	0	1	0	0	0
Richard Park	1	0	0	0	0	0	0	0
Jordan Staal	1	0	0	0	1	0	0	0

Power Play: 0-1 0.0% / Penalty Killing: 2-2 100.0%

GOALTENDING

PREDATORS

	GP	MIN	W-L-OT	GA	SA	SV	GAA	SV%
Pekka Rinne	1	60	0-1-0	5	23	18	5.00	.783

PENGUINS

	GP	MIN	W-L-OT	GA	SA	SV	GAA	SV%
Marc-Andre Fleury	1	60	1-0-0	1	30	29	1.00	.967



Consol Energy Center • 1001 Fifth Avenue
Pittsburgh, PA 15219 • (412) 642-1800
GM: Ray Shero
Head Coach: Dan Bylsma
PR: Tom McMillan, Jennifer Bullano,
Jason Seidling, Ali Doyle

Season	OVERALL							HOME							ROAD						
	GP	W	L	OT	PTS	GF	GA	GP	W	L	OT	PTS	GF	GA	GP	W	L	OT	PTS	GF	GA
1998-99	2	0	1	1	1	3	4	1	0	1	0	0	2	3	1	0	0	1	1	1	1
1999-00	2	1	1	0	2	6	8	1	1	0	0	2	4	2	1	0	1	0	0	2	6
2000-01	2	1	1	0	2	4	4	1	0	1	0	0	1	3	1	1	0	0	2	3	1
2001-02	1	1	0	0	2	5	0	1	1	0	0	2	5	0	0	0	0	0	0	0	0
2002-03	2	1	0	1	3	8	2	1	1	0	0	2	6	0	1	0	0	1	1	2	2
2003-04	2	2	0	0	4	12	6	1	1	0	0	2	3	2	1	1	0	0	2	9	4
2005-06	1	1	0	0	2	5	4	1	1	0	0	2	5	4	0	0	0	0	0	0	0
2006-07	1	0	1	0	0	1	4	0	0	0	0	0	0	0	1	0	1	0	0	1	4
2008-09	1	1	0	0	2	5	3	1	1	0	0	2	5	3	0	0	0	0	0	0	0
2009-10	1	1	0	0	2	4	3	0	0	0	0	0	0	0	1	1	0	0	2	4	3
2010-11	1	0	0	1	1	3	4	1	0	0	1	1	3	4	0	0	0	0	0	0	0
2011-12	1	0	1	0	0	1	5	0	0	0	0	0	0	0	1	0	1	0	0	1	5
Totals	17	9	5	3	21	57	47	9	6	2	1	13	34	21	8	3	3	2	8	23	26

OT column includes both ties and overtime losses in 1999-00, 2000-01, 2001-02, 2002-03 (one road tie) and 2003-04. OT column includes ties in 1998-99 (one road tie).

DATE	VISITOR	HOME
1998-99	February 13, 1999	PITTSBURGH 3 Nashville 2 OT
	March 20, 1999	Nashville 1 PITTSBURGH 1 OT
1999-00	November 13, 1999	Nashville 2 PITTSBURGH 6
	January 15, 2000	Pittsburgh 2 NASHVILLE 4
2000-01	October 7, 2000	NASHVILLE 3 Pittsburgh 1
	October 8, 2000	PITTSBURGH 3 Nashville 1
2001-02	November 23, 2001	Pittsburgh 0 NASHVILLE 5
2002-03	February 27, 2003	Pittsburgh 0 NASHVILLE 6
	March 12, 2003	Nashville 2 Pittsburgh 2 OT

DATE	VISITOR	HOME
2003-04	January 1, 2004	Pittsburgh 2 NASHVILLE 3
	March 4, 2004	NASHVILLE 9 Pittsburgh 4
2005-06	January 15, 2006	Pittsburgh 4 NASHVILLE 5
2006-07	February 6, 2007	Nashville 1 PITTSBURGH 4
2008-09	January 8, 2009	Pittsburgh 3 NASHVILLE 5
2009-10	February 14, 2010	NASHVILLE 4 Pittsburgh 3 SO
2010-11	October 21, 2010	PITTSBURGH 4 Nashville 3 OT
2011-12	March 22, 2012	Nashville 1 PITTSBURGH 5



NHL & OPPONENTS

ST. LOUIS BLUES

2012-13 SEASON SERIES

@ NASHVILLE

Date	Score	W/Goal
09 Apr '13	STL 1 @ NSH 0	Alexander Steen
21 Jan '13 **	STL 4 @ NSH 3	T.J. Oshie

GOALS BY PERIOD

	1st	2nd	3rd	OT	Total
Nashville	5	3	1	0	9
St. Louis	3	3	2	0	8

INDIVIDUAL SCORING

PREDATORS								
PLAYER	GP	G	A	P	+/-	PIM	PP	SH
Martin Erat	3	1	4	5	1	0	0	0
Colin Wilson	3	1	3	4	2	0	0	0
Ryan Ellis	3	1	2	3	1	0	1	0
Patric Hornqvist	3	1	2	3	-2	0	1	0
Mike Fisher	3	1	1	2	0	2	1	0
Jonathon Blum	2	0	2	2	2	0	0	0
Paul Gaustad	1	0	2	2	1	2	0	0
Rich Clune	4	1	0	1	1	9	0	0
Kevin Klein	4	1	0	1	0	0	0	0
Nick Spaling	4	1	0	1	0	2	0	0
Gabriel Bourque	2	1	0	1	0	0	0	0
Roman Josi	4	0	1	1	0	4	0	0
Brandon Yip	3	0	1	1	1	0	0	0
Hal Gill	4	0	0	0	1	2	0	0
Sergei Kostitsyn	4	0	0	0	1	2	0	0
David Legwand	4	0	0	0	1	4	0	0
Craig Smith	4	0	0	0	1	2	0	0
Shea Weber	4	0	0	0	1	6	0	0
Matt Halischuk	3	0	0	0	0	2	0	0
Scott Hannan	3	0	0	0	-1	0	0	0
Daniel Bang	1	0	0	0	0	0	0	0
Victor Bartley	1	0	0	0	0	0	0	0
Taylor Beck	1	0	0	0	-1	0	0	0
Bobby Butler	1	0	0	0	0	0	0	0
Brian McGrattan	1	0	0	0	0	0	0	0
Chris Mueller	1	0	0	0	0	0	0	0
Austin Watson	1	0	0	0	0	0	0	0

Power Play: 3-12 25.0% / Penalty Killing: 9-12 75.0%

GOALTENDING

PREDATORS

	GP	MIN	W-L-OT	GA	SA	SV	GAA	SV%
Pekka Rinne	4	244	1-2-1	8	121	113	1.97	.934

BLUES

	GP	MIN	W-L-OT	GA	SA	SV	GAA	SV%
Brian Elliott	3	121	2-1-0	4	39	35	1.98	.897
Jaroslav Halak	2	93	1-0-0	3	24	21	1.94	.875
Jake Allen	1	31	0-0-0	2	8	6	3.91	.750

@ ST. LOUIS

Date	Score	W/Goal
05 Feb '13	NSH 6 @ STL 1	Rich Clune
24 Jan '13	NSH 0 @ STL 3	T.J. Oshie

* overtime ** shootout

SHOTS BY PERIOD

	1st	2nd	3rd	OT	Total
Nashville	22	21	28	0	71
St. Louis	33	49	33	6	121

BLUES								
PLAYER	GP	G	A	P	+/-	PIM	PP	SH
Vladimir Tarasenko	4	2	2	4	1	2	0	0
Alex Pietrangolo	4	2	0	2	-1	2	1	0
Patrik Berglund	4	1	1	2	0	2	0	0
Andy McDonald	4	1	1	2	-2	2	1	0
Alexander Steen	4	1	1	2	2	2	0	0
T.J. Oshie	3	1	1	2	-2	2	1	0
David Perron	4	0	2	2	-1	4	0	0
Kevin Shattenkirk	4	0	2	2	0	4	0	0
Vladimir Sobotka	4	0	2	2	1	2	0	0
David Backes	4	0	1	1	-2	0	0	0
Jaden Schwartz	3	0	1	1	1	2	0	0
Barret Jackman	4	0	0	0	0	0	0	0
Roman Polak	4	0	0	0	-1	2	0	0
Chris Stewart	4	0	0	0	-1	2	0	0
Scott Nichol	3	0	0	0	-1	0	0	0
Ryan Reaves	3	0	0	0	0	7	0	0
Kris Russell	3	0	0	0	-1	0	0	0
Wade Redden	2	0	0	0	-2	2	0	0
Jay Bouwmeester	1	0	0	0	1	0	0	0
Ian Cole	1	0	0	0	0	0	0	0
Adam Cracknell	1	0	0	0	0	0	0	0
Matt D'Agostini	1	0	0	0	-1	0	0	0
Jamie Langenbrunner	1	0	0	0	0	0	0	0
Jordan Leopold	1	0	0	0	0	0	0	0
Chris Porter	1	0	0	0	0	0	0	0

Power Play: 3-12 25.0% / Penalty Killing: 9-12 75.0%



Scottrade Center • 1401 Clark Ave.
St. Louis, MO 63103 • (314) 622-2500
GM: Doug Armstrong
Head Coach: Ken Hitchcock
PR: Mike Caruso, Rich Jankowski, Dan O'Neill

	OVERALL							HOME							ROAD						
Season	GP	W	L	OT	PTS	GF	GA	GP	W	L	OT	PTS	GF	GA	GP	W	L	OT	PTS	GF	GA
1998-99	6	2	4	0	4	14	25	3	1	2	0	2	9	13	3	1	2	0	2	5	12
1999-00	6	1	3	2	4	11	16	3	0	2	1	1	5	8	3	1	1	1	3	6	8
2000-01	5	2	3	0	4	9	12	3	1	2	0	2	5	9	2	1	1	0	2	4	3
2001-02	5	0	4	1	1	9	21	2	0	1	1	1	4	6	3	0	3	0	0	5	15
2002-03	5	1	2	2	4	5	13	3	1	1	1	3	4	4	2	0	1	1	1	1	9
2003-04	6	2	3	1	5	10	12	3	2	1	0	4	8	6	3	0	2	1	1	2	6
2005-06	8	8	0	0	16	25	10	4	4	0	0	8	12	6	4	4	0	0	8	13	4
2006-07	8	7	1	0	14	26	16	4	4	0	0	8	13	7	4	3	1	0	6	13	9
2007-08	8	5	2	1	11	24	20	4	3	0	1	7	13	9	4	2	2	0	4	11	11
2008-09	6	2	2	2	6	11	17	3	1	0	2	4	5	6	3	1	2	0	2	6	11
2009-10	6	5	1	0	10	16	12	3	2	1	0	4	6	6	3	3	0	0	6	10	6
2010-11	6	2	3	1	5	8	14	3	1	1	1	3	5	8	3	1	2	0	2	3	6
2011-12	6	4	1	1	9	13	11	3	2	0	1	5	7	5	3	2	1	0	4	6	6
2012-13	4	1	2	1	3	9	9	2	0	1	1	1	3	5	2	1	1	0	2	6	4
Totals	85	42	31	12	96	190	208	43	22	12	9	53	99	98	42	20	19	3	43	91	110

OT column includes both ties and overtime losses in 1999-00 (one home tie & one road OTL), 2000-01, 2001-02 (one home tie), 2002-03 (one home tie & one road OTL) and 2003-04 (one road tie). OT column includes ties in 1998-99.

	DATE	VISITOR	HOME	
1998-99	November 14, 1998	Nashville	1 ST. LOUIS	5
	November 19, 1998	St. Louis	2 NASHVILLE	3
	November 24, 1998	Nashville	0 ST. LOUIS	4
	January 1, 1999	ST. LOUIS	6 Nashville	5
	February 20, 1999	NASHVILLE	4 St. Louis	3
1999-00	March 2, 1999	ST. LOUIS	5 Nashville	1
	November 22, 1999	Nashville	2 ST. LOUIS	3 OT
	December 2, 1999	Nashville	1 ST. LOUIS	3
	December 10, 1999	ST. LOUIS	4 Nashville	2
	December 23, 1999	St. Louis	2 Nashville	2 OT
2000-01	December 26, 1999	NASHVILLE	3 St. Louis	2
	February 18, 2000	ST. LOUIS	2 Nashville	1
	October 31, 2000	ST. LOUIS	4 Nashville	2
	November 24, 2000	ST. LOUIS	4 Nashville	0
	January 4, 2001	NASHVILLE	4 St. Louis	2
2001-02	January 21, 2001	St. Louis	1 NASHVILLE	3
	April 7, 2001	Nashville	0 ST. LOUIS	1
	October 6, 2001	St. Louis	2 Nashville	2 OT
	December 30, 2001	Nashville	2 ST. LOUIS	7
	March 19, 2002	Nashville	1 ST. LOUIS	5
2002-03	March 30, 2002	ST. LOUIS	4 Nashville	2
	April 9, 2002	Nashville	2 ST. LOUIS	3
	October 30, 2002	Nashville	0 ST. LOUIS	7
	December 12, 2002	St. Louis	2 Nashville	2 OT
	January 7, 2003	St. Louis	1 NASHVILLE	2 OT
2003-04	March 4, 2003	Nashville	1 ST. LOUIS	2 OT
	March 15, 2003	ST. LOUIS	1 Nashville	0
	October 16, 2003	St. Louis	1 NASHVILLE	4
	October 28, 2003	Nashville	0 ST. LOUIS	1
	December 6, 2003	Nashville	1 ST. LOUIS	4
2005-06	January 10, 2004	St. Louis	1 NASHVILLE	3
	March 11, 2004	Nashville	1 St. Louis	1 OT
	April 3, 2004	ST. LOUIS	4 Nashville	1
	October 15, 2005	NASHVILLE	4 St. Louis	1
	October 20, 2005	St. Louis	2 NASHVILLE	3 SO
2006-07	November 12, 2005	St. Louis	1 NASHVILLE	3
	January 4, 2006	NASHVILLE	4 St. Louis	3
	March 20, 2006	St. Louis	2 NASHVILLE	4
	April 1, 2006	St. Louis	1 NASHVILLE	2
	April 6, 2006	NASHVILLE	3 St. Louis	0
2007-08	April 11, 2006	NASHVILLE	2 St. Louis	0
	November 30, 2006	NASHVILLE	5 St. Louis	4
	December 16, 2006	St. Louis	2 NASHVILLE	3 SO
	December 17, 2006	NASHVILLE	2 St. Louis	1 OT
	December 26, 2006	St. Louis	2 NASHVILLE	3 SO

	DATE	VISITOR	HOME	
2006-07	January 6, 2007	St. Louis	2 NASHVILLE	3
	January 27, 2007	NASHVILLE	6 St. Louis	3
	February 16, 2007	Nashville	0 ST. LOUIS	1
	April 5, 2007	St. Louis	1 NASHVILLE	4
	October 10, 2007	Nashville	1 ST. LOUIS	4
2007-08	November 17, 2007	ST. LOUIS	3 Nashville	2 SO
	November 19, 2007	Nashville	1 ST. LOUIS	2
	January 19, 2008	NASHVILLE	5 St. Louis	2
	January 21, 2008	St. Louis	3 NASHVILLE	6
	February 16, 2008	St. Louis	1 NASHVILLE	2 OT
2008-09	April 1, 2008	NASHVILLE	4 St. Louis	3 OT
	April 3, 2008	St. Louis	2 NASHVILLE	3
	October 10, 2008	Nashville	2 ST. LOUIS	5
	November 25, 2008	ST. LOUIS	1 Nashville	0 SO
	December 8, 2008	Nashville	3 ST. LOUIS	6
2009-10	February 12, 2009	St. Louis	3 NASHVILLE	4 SO
	February 19, 2009	ST. LOUIS	2 Nashville	1 OT
	February 21, 2009	NASHVILLE	1 St. Louis	0 OT
	November 12, 2009	NASHVILLE	3 St. Louis	1
	November 27, 2009	ST. LOUIS	3 Nashville	1
2010-11	December 29, 2009	NASHVILLE	4 St. Louis	3
	March 21, 2010	NASHVILLE	3 St. Louis	2
	April 1, 2010	St. Louis	2 NASHVILLE	3
	April 10, 2010	St. Louis	1 NASHVILLE	2 SO
	October 14, 2010	St. Louis	3 NASHVILLE	4
2011-12	October 28, 2010	ST. LOUIS	3 Nashville	0
	November 11, 2010	NASHVILLE	3 St. Louis	2 SO
	November 24, 2010	ST. LOUIS	2 Nashville	1 SO
	December 26, 2010	Nashville	0 ST. LOUIS	2
	April 9, 2011	Nashville	0 ST. LOUIS	2
2012-13	October 8, 2011	NASHVILLE	4 St. Louis	2
	December 17, 2011	St. Louis	1 NASHVILLE	2 SO
	December 30, 2011	NASHVILLE	2 St. Louis	1 SO
	February 4, 2012	St. Louis	1 NASHVILLE	3
	February 23, 2012	ST. LOUIS	3 Nashville	2 SO
2013-14	March 27, 2012	Nashville	0 ST. LOUIS	3
	January 21, 2013	ST. LOUIS	4 Nashville	3 SO
	January 24, 2013	Nashville	0 ST. LOUIS	3
	February 5, 2013	NASHVILLE	6 St. Louis	1
	April 9, 2013	ST. LOUIS	1 Nashville	0



NHL & OPPONENTS

SAN JOSE SHARKS

2012-13 SEASON SERIES

@ NASHVILLE

Date	Score	W/Goal
12 Feb '13 *	S.J 0 @ NSH 1	Colin Wilson

@ SAN JOSE

Date	Score	W/Goal
02 Mar '13	NSH 1 @ S.J 2	Joe Pavelski
02 Feb '13 **	NSH 2 @ S.J 1	Craig Smith

* overtime ** shootout

GOALS BY PERIOD

	1st	2nd	3rd	OT	Total
Nashville	0	0	2	1	3
San Jose	1	1	1	0	3

SHOTS BY PERIOD

	1st	2nd	3rd	OT	Total
Nashville	15	24	26	3	68
San Jose	37	31	19	4	91

INDIVIDUAL SCORING

PREDATORS								
PLAYER	GP	G	A	P	+/-	PIM	PP	SH
Colin Wilson	3	1	1	2	2	2	0	0
Gabriel Bourque	3	1	0	1	1	0	0	1
Sergei Kostitsyn	3	1	0	1	1	0	0	0
Ryan Ellis	3	0	1	1	1	2	0	0
David Legwand	3	0	1	1	1	2	0	0
Nick Spaling	3	0	1	1	1	2	0	0
Jonathon Blum	3	0	0	0	1	2	0	0
Rich Clune	3	0	0	0	0	0	0	0
Mike Fisher	3	0	0	0	1	2	0	0
Paul Gaustad	3	0	0	0	0	2	0	0
Scott Hannan	3	0	0	0	0	2	0	0
Roman Josi	3	0	0	0	2	0	0	0
Kevin Klein	3	0	0	0	1	2	0	0
Craig Smith	3	0	0	0	0	0	0	0
Shea Weber	3	0	0	0	1	0	0	0
Brandon Yip	3	0	0	0	0	2	0	0
Martin Erat	2	0	0	0	0	8	0	0
Matt Halischuk	2	0	0	0	0	0	0	0
Hal Gill	1	0	0	0	0	0	0	0
Patric Hornqvist	1	0	0	0	0	0	0	0

Power Play: 0-8 0.0% / Penalty Killing: 12-15 80.0%

SHARKS								
PLAYER	GP	G	A	P	+/-	PIM	PP	SH
Logan Couture	3	0	2	2	0	0	0	0
Joe Thornton	3	0	2	2	-1	0	0	0
Dan Boyle	3	1	0	1	-2	2	1	0
Martin Havlat	3	1	0	1	0	2	1	0
Joe Pavelski	3	1	0	1	-1	0	1	0
Scott Gomez	2	0	1	1	-1	0	0	0
Justin Braun	3	0	0	0	-1	2	0	0
Adam Burish	3	0	0	0	0	0	0	0
Ryane Clowe	3	0	0	0	-1	0	0	0
Michal Handzus	3	0	0	0	-1	0	0	0
Patrick Marleau	3	0	0	0	-1	4	0	0
Douglas Murray	3	0	0	0	-1	4	0	0
James Sheppard	3	0	0	0	0	2	0	0
Brad Stuart	3	0	0	0	-1	0	0	0
Marc-Edouard Vlasic	3	0	0	0	0	0	0	0
Jason Demers	2	0	0	0	0	2	0	0
Andrew Desjardins	2	0	0	0	0	0	0	0
TJ Galiardi	2	0	0	0	0	0	0	0
Tim Kennedy	2	0	0	0	-1	0	0	0
Matt Irwin	1	0	0	0	-1	0	0	0
Tommy Wingels	1	0	0	0	-1	0	0	0

Power Play: 3-15 20.0% / Penalty Killing: 8-8 100.0%

GOALTENDING

PREDATORS

	GP	MIN	W-L-OT	GA	SA	SV	GAA	SV%
Pekka Rinne	3	186	2-1-0	3	91	88	0.97	.967

SHARKS

	GP	MIN	W-L-OT	GA	SA	SV	GAA	SV%
Antti Niemi	3	187	1-0-2	3	68	65	0.96	.956



SAP Center at San Jose • 525 West Santa Clara St.
San Jose, CA 95113 • (408) 287-7070

GM: Doug Wilson

Head Coach: Todd McLellan

PR: Scott Emmert, Ben Guerrero, Ryan Stenn

	OVERALL							HOME							ROAD						
Season	GP	W	L	OT	PTS	GF	GA	GP	W	L	OT	PTS	GF	GA	GP	W	L	OT	PTS	GF	GA
1998-99	4	2	2	0	4	10	10	2	1	1	0	2	5	5	2	1	1	0	2	5	5
1999-00	4	1	3	0	2	9	14	2	1	1	0	2	4	7	2	0	2	0	0	5	7
2000-01	4	2	2	0	4	11	10	2	0	2	0	0	3	7	2	2	0	0	4	8	3
2001-02	4	1	2	1	3	6	9	2	0	1	1	1	2	6	2	1	1	0	2	4	3
2002-03	4	2	1	1	5	11	8	2	1	1	0	2	5	4	2	1	0	1	3	6	4
2003-04	4	2	2	0	4	14	13	2	2	0	0	4	10	5	2	0	2	0	0	4	8
2005-06	4	2	0	2	6	9	9	2	2	0	0	4	5	3	2	0	0	2	2	4	6
2006-07	4	3	1	0	6	13	9	2	2	0	0	4	9	3	2	1	1	0	2	4	6
2007-08	4	0	4	0	0	6	14	2	0	2	0	0	3	7	2	0	2	0	0	3	7
2008-09	4	2	1	1	5	10	12	2	1	1	0	2	4	6	2	1	0	1	3	6	6
2009-10	4	1	3	0	2	15	19	2	1	1	0	2	7	7	2	0	2	0	0	8	12
2010-11	4	2	0	2	6	8	8	2	1	0	1	3	4	4	2	1	0	1	3	4	4
2011-12	4	2	1	1	5	12	10	2	1	1	0	2	7	5	2	1	0	1	3	5	5
2012-13	3	2	1	0	4	4	3	1	1	0	0	2	1	0	2	1	1	0	2	3	3
Totals	55	24	23	8	56	138	148	27	14	11	2	30	69	69	28	10	12	6	26	69	79

OT column includes both ties and overtime losses in 1999-00, 2000-01, 2001-02 (one home tie), 2002-03 (one road tie) and 2003-04. OT column includes ties in 1998-99.

Season	DATE		VISITOR		HOME		Season	DATE		VISITOR		HOME	
1998-99	November 10, 1998		NASHVILLE	4	San Jose	2	2006-07	October 26, 2006		San Jose	3	NASHVILLE	4
	December 10, 1998		San Jose	1	NASHVILLE	2		December 9, 2006		Nashville	1	SAN JOSE	3
	December 17, 1998		Nashville	1	SAN JOSE	3		February 14, 2007		San Jose	0	NASHVILLE	5
	January 7, 1999		SAN JOSE	4	Nashville	3		February 28, 2007		NASHVILLE	4	San Jose	3 SO
1999-00	October 14, 1999		SAN JOSE	5	Nashville	1	2007-08	October 20, 2007		Nashville	0	SAN JOSE	3
	October 28, 1999		Nashville	2	SAN JOSE	3		December 29, 2007		SAN JOSE	2	Nashville	5
	January 1, 2000		San Jose	2	NASHVILLE	3		February 9, 2008		Nashville	3	SAN JOSE	4
	March 2, 2000		Nashville	3	SAN JOSE	4		March 11, 2008		SAN JOSE	2	Nashville	1
2000-01	October 21, 2000		SAN JOSE	5	Nashville	3	2008-09	November 11, 2008		NASHVILLE	4	San Jose	3 OT
	January 13, 2001		NASHVILLE	5	San Jose	3		November 17, 2008		SAN JOSE	4	Nashville	1
	February 16, 2001		SAN JOSE	2	Nashville	0		March 19, 2009		Nashville	2	SAN JOSE	3 SO
	March 10, 2001		NASHVILLE	3	San Jose	0		March 26, 2009		San Jose	2	NASHVILLE	3
2001-02	November 27, 2001		Nashville	2	SAN JOSE	3	2009-10	November 10, 2009		Nashville	3	SAN JOSE	4
	December 23, 2001		San Jose	1	Nashville	1 OT		November 17, 2009		San Jose	3	NASHVILLE	4
	February 26, 2002		SAN JOSE	5	Nashville	1		February 6, 2010		SAN JOSE	4	Nashville	3
	March 5, 2002		NASHVILLE	2	San Jose	0		March 11, 2010		Nashville	5	SAN JOSE	8
2002-03	October 24, 2002		SAN JOSE	2	Nashville	1	2010-11	December 15, 2010		San Jose	2	NASHVILLE	3
	November 7, 2002		Nashville	2	San Jose	2 OT		January 8, 2010		NASHVILLE	2	San Jose	1
	November 27, 2002		San Jose	2	NASHVILLE	4		February 15, 2011		SAN JOSE	2	Nashville	1 OT
	December 7, 2002		NASHVILLE	4	San Jose	2		March 8, 2011		Nashville	2	SAN JOSE	3 OT
2003-04	November 22, 2003		Nashville	1	SAN JOSE	3	2011-12	October 25, 2011		SAN JOSE	3	Nashville	1
	December 29, 2003		Nashville	2	SAN JOSE	5		November 5, 2011		NASHVILLE	4	San Jose	3 OT
	January 31, 2004		San Jose	2	NASHVILLE	3 OT		February 25, 2012		San Jose	2	NASHVILLE	6
	February 18, 2004		San Jose	3	NASHVILLE	7		March 15, 2012		Nashville	1	SAN JOSE	2 SO
2005-06	October 5, 2005		San Jose	2	NASHVILLE	3	2012-13	February 2, 2013		NASHVILLE	2	San Jose	1 SO
	October 22, 2005		San Jose	1	NASHVILLE	2		February 12, 2013		San Jose	0	NASHVILLE	1 OT
	November 22, 2005		Nashville	2	SAN JOSE	3 OT		March 2, 2013		Nashville	1	SAN JOSE	2
	March 11, 2006		Nashville	2	SAN JOSE	3 OT							

NHL & OPPONENTS



NHL & OPPONENTS

TAMPA BAY LIGHTNING

2011-12 SEASON SERIES

@ NASHVILLE

Date	Score	W/Goal
27 Oct '11	T.B. 3 @ NSH 5	Nick Spaling

GOALS BY PERIOD

	1st	2nd	3rd	OT	Total
Nashville	2	3	0	-	5
Tampa Bay	2	0	1	-	3

INDIVIDUAL SCORING

PREDATORS								
PLAYER	GP	G	A	P	+/-	PIM	PP	SH
Mike Fisher	1	2	1	3	2	0	0	0
Sergei Kostitsyn	1	1	1	2	2	0	0	0
Nick Spaling	1	1	1	2	1	0	0	0
Craig Smith	1	0	2	2	2	0	0	0
Patric Hornqvist	1	1	0	1	1	2	0	0
Jonathon Blum	1	0	1	1	1	0	0	0
Blake Geoffrion	1	0	1	1	1	0	0	0
Matt Halischuk	1	0	1	1	0	0	0	0
Jack Hillen	1	0	1	1	1	2	0	0
Niclas Bergfors	1	0	0	0	0	0	0	0
Francis Bouillon	1	0	0	0	-1	0	0	0
Kevin Klein	1	0	0	0	-1	0	0	0
David Legwand	1	0	0	0	-1	0	0	0
Jerred Smithson	1	0	0	0	1	0	0	0
Ryan Suter	1	0	0	0	3	0	0	0
Jordin Tootoo	1	0	0	0	1	2	0	0
Shea Weber	1	0	0	0	3	0	0	0
Colin Wilson	1	0	0	0	-1	0	0	0

Power Play: 0-3 0.0% / Penalty Killing: 1-2 50.0%

@ TAMPA BAY

Date	Score	W/Goal
No Games		

* overtime ** shootout

SHOTS BY PERIOD

	1st	2nd	3rd	OT	Total
Nashville	9	9	9	-	27
Tampa Bay	14	12	6	-	32

LIGHTNING								
PLAYER	GP	G	A	P	+/-	PIM	PP	SH
Steven Stamkos	1	2	0	2	2	0	0	0
Teddy Purcell	1	1	1	2	1	0	1	0
Marc-Andre Bergeron	1	0	2	2	1	0	0	0
Brett Connolly	1	0	1	1	-2	0	0	0
Ryan Malone	1	0	1	1	1	0	0	0
Martin St Louis	1	0	1	1	-1	0	0	0
Eric Brewer	1	0	0	0	-1	0	0	0
Brett Clark	1	0	0	0	-2	2	0	0
Steve Downie	1	0	0	0	-2	2	0	0
Matt Gilroy	1	0	0	0	-1	0	0	0
Adam Hall	1	0	0	0	-1	0	0	0
Victor Hedman	1	0	0	0	-2	0	0	0
Blair Jones	1	0	0	0	-2	2	0	0
Pavel Kubina	1	0	0	0	-1	2	0	0
Vincent Lecavalier	1	0	0	0	-1	0	0	0
Dominic Moore	1	0	0	0	-1	0	0	0
Tom Pyatt	1	0	0	0	-1	0	0	0
Nate Thompson	1	0	0	0	-2	0	0	0

Power Play: 1-2 50.0% / Penalty Killing: 3-3 100.0%

GOALTENDING

PREDATORS

	GP	MIN	W-L-OT	GA	SA	SV	GAA	SV%
Pekka Rinne	1	60	1-0-0	3	32	29	3.00	.906

LIGHTNING

	GP	MIN	W-L-OT	GA	SA	SV	GAA	SV%
Dwayne Roloson	1	26	0-0-0	0	10	10	0.00	1.000
Mathieu Garon	1	32	0-1-0	5	17	12	9.33	.706



Tampa Bay Times Forum • 401 Channelside Drive
Tampa, FL 33602 • (813) 301-6500
GM: Steve Yzerman
Head Coach: Jon Cooper
PR: Bill Wickett, Brian Breseman, Missy Zielinski,
Trevor Van Knotsenburg, Matt Sammon

Season	OVERALL							HOME							ROAD						
	GP	W	L	OT	PTS	GF	GA	GP	W	L	OT	PTS	GF	GA	GP	W	L	OT	PTS	GF	GA
1998-99	2	1	1	0	2	5	3	1	0	1	0	0	2	3	1	1	0	0	2	3	0
1999-00	2	0	1	1	1	6	7	1	0	1	0	0	2	3	1	0	0	1	1	4	4
2000-01	1	1	0	0	2	3	2	1	1	0	0	2	3	2	0	0	0	0	0	0	0
2001-02	2	0	2	0	0	1	6	1	0	1	0	0	0	1	1	0	1	0	0	1	5
2002-03	2	1	0	1	3	5	4	1	1	0	0	2	3	2	1	0	0	1	1	2	2
2003-04	1	0	1	0	0	2	5	1	0	1	0	0	2	5	0	0	0	0	0	0	0
2005-06	1	0	1	0	0	3	4	0	0	0	0	0	0	0	1	0	1	0	0	3	4
2007-08	1	0	0	1	1	1	2	1	0	0	1	1	1	2	0	0	0	0	0	0	0
2008-09	1	0	1	0	0	1	4	0	0	0	0	0	0	0	1	0	1	0	0	1	4
2009-10	1	1	0	0	2	7	4	1	1	0	0	2	7	4	0	0	0	0	0	0	0
2010-11	1	1	0	0	2	4	3	0	0	0	0	0	0	0	1	1	0	0	2	4	3
2011-12	1	1	0	0	2	5	3	1	1	0	0	2	5	3	0	0	0	0	0	0	0
Totals	16	6	7	3	15	43	47	9	4	4	1	9	25	25	7	2	3	2	6	18	22

OT column includes both ties and overtime losses in 1999-00 (one road tie), 2000-01, 2001-02, 2002-03 (one road tie) and 2003-04. OT column includes ties in 1998-99.

	DATE	VISITOR	HOME
1998-99	January 21, 1999	TAMPA BAY	3 Nashville 2
	March 24, 1999	NASHVILLE	3 Tampa Bay 0
1999-00	December 14, 1999	Nashville	4 Tampa Bay 4 OT
	February 26, 2000	TAMPA BAY	3 Nashville 2
2000-01	February 18, 2001	Tampa Bay	2 NASHVILLE 3
2001-02	December 26, 2001	TAMPA BAY	1 Nashville 0
	March 10, 2002	Nashville	1 TAMPA BAY 5
2002-03	December 21, 2002	Nashville	2 Tampa Bay 2 OT
	January 25, 2003	Tampa Bay	2 NASHVILLE 3

	DATE	VISITOR	HOME
2003-04	February 5, 2004	TAMPA BAY	5 Nashville 2
2005-06	December 10, 2005	Nashville	3 TAMPA BAY 4
2007-08	February 7, 2008	TAMPA BAY	2 Nashville 1 OT
2008-09	November 21, 2008	Nashville	1 TAMPA BAY 4
2009-10	December 15, 2009	Tampa Bay	4 NASHVILLE 7
2010-11	October 24, 2010	NASHVILLE	4 Tampa Bay 3
2011-12	October 27, 2011	Tampa Bay	3 NASHVILLE 5



NHL & OPPONENTS

TORONTO MAPLE LEAFS

2011-12 SEASON SERIES

@ NASHVILLE

Date	Score	W/Goal
17 Nov '11	TOR 1 @ NSH 4	Ryan Suter

GOALS BY PERIOD

	1st	2nd	3rd	OT	Total
Nashville	1	1	2	-	4
Toronto	0	1	0	-	1

INDIVIDUAL SCORING

PREDATORS								
PLAYER	GP	G	A	P	+/-	PIM	PP	SH
Sergei Kostitsyn	1	0	3	3	3	0	0	0
Martin Erat	1	2	0	2	3	0	0	0
Ryan Suter	1	1	1	2	4	0	0	0
Mike Fisher	1	0	2	2	3	0	0	0
Matt Halischuk	1	1	0	1	1	0	0	0
Shea Weber	1	0	1	1	4	0	0	0
Jonathon Blum	1	0	0	0	0	0	0	0
Francis Bouillon	1	0	0	0	0	0	0	0
Blake Geoffrion	1	0	0	0	0	0	0	0
Jack Hillen	1	0	0	0	0	2	0	0
Patric Hornqvist	1	0	0	0	0	0	0	0
Kevin Klein	1	0	0	0	0	0	0	0
Brian McGrattan	1	0	0	0	0	15	0	0
Craig Smith	1	0	0	0	0	0	0	0
Jerred Smithson	1	0	0	0	1	0	0	0
Nick Spaling	1	0	0	0	1	0	0	0
Jordin Tootoo	1	0	0	0	0	2	0	0
Colin Wilson	1	0	0	0	0	0	0	0

Power Play: 0-3 0.0% / Penalty Killing: 1-2 50.0%

@ TORONTO

Date	Score	W/Goal
No Games		

* overtime ** shootout

SHOTS BY PERIOD

	1st	2nd	3rd	OT	Total
Nashville	3	14	5	-	22
Toronto	9	8	22	-	39

MAPLE LEAFS								
PLAYER	GP	G	A	P	+/-	PIM	PP	SH
John-Michael Liles	1	1	0	1	0	0	1	0
Tyler Bozak	1	0	1	1	-3	2	0	0
Joffrey Lupul	1	0	1	1	-4	2	0	0
Tim Connolly	1	0	0	0	-1	0	0	0
Joey Crabb	1	0	0	0	0	0	0	0
Philippe Dupuis	1	0	0	0	0	0	0	0
Cody Franson	1	0	0	0	0	0	0	0
Matt Frattin	1	0	0	0	0	2	0	0
Jake Gardiner	1	0	0	0	-2	0	0	0
Carl Gunnarsson	1	0	0	0	-1	0	0	0
Phil Kessel	1	0	0	0	-4	0	0	0
Mike Komisarek	1	0	0	0	-1	0	0	0
Nikolai Kulemin	1	0	0	0	-1	0	0	0
Matthew Lombardi	1	0	0	0	0	0	0	0
Dion Phaneuf	1	0	0	0	-3	0	0	0
Jay Rosehill	1	0	0	0	0	5	0	0
Luke Schenn	1	0	0	0	-1	0	0	0
David Steckel	1	0	0	0	0	0	0	0

Power Play: 1-2 50.0% / Penalty Killing: 3-3 100.0%

GOALTENDING

PREDATORS

	GP	MIN	W-L-OT	GA	SA	SV	GAA	SV%
Pekka Rinne	1	60	1-0-0	1	39	38	1.00	.974

MAPLE LEAFS

	GP	MIN	W-L-OT	GA	SA	SV	GAA	SV%
Ben Scrivens	1	58	0-1-0	3	21	18	3.08	.857



Air Canada Centre • 40 Bay St. Suite 400
 Toronto, ON M5J 2X2 • (416) 815-5700
 GM: Dave Nonis
 Head Coach: Randy Carlyle
 PR: Pat Park, Craig Downey, Aaron Gogishvili

Season	OVERALL							HOME							ROAD						
	GP	W	L	OT	PTS	GF	GA	GP	W	L	OT	PTS	GF	GA	GP	W	L	OT	PTS	GF	GA
1998-99	1	0	0	1	1	2	2	0	0	0	0	0	0	0	1	0	0	1	1	2	2
1999-00	1	1	0	0	2	4	2	0	0	0	0	0	0	0	1	1	0	0	2	4	2
2000-01	1	1	0	0	2	3	1	0	0	0	0	0	0	0	1	1	0	0	2	3	1
2001-02	2	1	1	0	2	6	6	1	1	0	0	2	3	2	1	0	1	0	0	3	4
2002-03	1	1	0	0	2	5	2	0	0	0	0	0	0	0	1	1	0	0	2	5	2
2003-04	1	0	1	0	0	1	2	0	0	0	0	0	0	0	1	0	1	0	0	1	2
2006-07	1	1	0	0	2	4	2	1	1	0	0	2	4	2	0	0	0	0	0	0	0
2007-08	1	0	1	0	0	1	3	0	0	0	0	0	0	0	1	0	1	0	0	1	3
2008-09	1	1	0	0	2	2	0	0	0	0	0	0	0	0	1	1	0	0	2	2	0
2009-10	1	0	1	0	0	3	4	1	0	1	0	0	3	4	0	0	0	0	0	0	0
2010-11	1	0	1	0	0	4	5	0	0	0	0	0	0	0	1	0	1	0	0	4	5
2011-12	1	1	0	0	2	4	1	1	1	0	0	2	4	1	0	0	0	0	0	0	0
Totals	13	7	5	1	15	39	30	4	3	1	0	6	14	9	9	4	4	1	9	25	21

OT column includes both ties and overtime losses in 1999-00, 2000-01, 2001-02, 2002-03 and 2003-04. OT column includes ties in 1998-99 (one road tie).

	DATE	VISITOR	HOME
1998-99	October 19, 1998	Nashville	2 Toronto 2 OT
1999-00	October 11, 1999	NASHVILLE	4 Toronto 2
2000-01	December 20, 2000	NASHVILLE	3 Toronto 1
2001-02	January 8, 2002	Nashville	3 TORONTO 4
	January 17, 2002	Toronto	2 NASHVILLE 3 OT
2002-03	February 23, 2003	NASHVILLE	5 Toronto 2
2003-04	January 6, 2004	Nashville	1 TORONTO 2

	DATE	VISITOR	HOME
2006-07	February 8, 2007	Toronto	2 NASHVILLE 4
2007-08	December 4, 2007	Nashville	1 TORONTO 3
2008-09	January 13, 2009	NASHVILLE	2 Toronto 0
2009-10	January 18, 2010	TORONTO	4 Nashville 3
2010-11	November 16, 2010	Nashville	4 TORONTO 5
2011-12	November 17, 2011	Toronto	1 NASHVILLE 4



NHL & OPPONENTS

VANCOUVER CANUCKS

2012-13 SEASON SERIES

@ NASHVILLE

Date	Score	W/Goal
15 Apr '13	VAN 5 @ NSH 2	Jason Garrison
22 Feb '13	VAN 1 @ NSH 0	Dale Weise

GOALS BY PERIOD

	1st	2nd	3rd	OT	Total
Nashville	1	3	2	-	6
Vancouver	5	3	5	-	13

INDIVIDUAL SCORING

PREDATORS									
PLAYER	GP	G	A	P	+/-	PIM	PP	SH	
Nick Spaling	3	2	0	2	-1	0	0	0	0
Matt Halischuk	3	1	1	2	1	2	0	0	0
Gabriel Bourque	2	1	0	1	-2	0	0	0	0
Bobby Butler	2	1	0	1	1	0	0	0	0
Mike Fisher	2	1	0	1	1	2	0	0	0
Sergei Kostitsyn	3	0	1	1	1	0	0	0	0
David Legwand	3	0	1	1	-4	0	0	0	0
Victor Bartley	2	0	1	1	3	2	0	0	0
Daniel Bang	1	0	1	1	1	0	0	0	0
Zach Boychuk	1	0	1	1	1	0	0	0	0
Rich Clune	3	0	0	0	-2	10	0	0	0
Roman Josi	3	0	0	0	-2	0	0	0	0
Craig Smith	3	0	0	0	-1	2	0	0	0
Shea Weber	3	0	0	0	-1	12	0	0	0
Ryan Ellis	2	0	0	0	-4	2	0	0	0
Martin Erat	2	0	0	0	-1	0	0	0	0
Hal Gill	2	0	0	0	1	2	0	0	0
Scott Hannan	2	0	0	0	-4	0	0	0	0
Kevin Klein	2	0	0	0	1	5	0	0	0
Brandon Yip	2	0	0	0	-3	2	0	0	0
Taylor Beck	1	0	0	0	-3	0	0	0	0
Jonathon Blum	1	0	0	0	-1	0	0	0	0
Mattias Ekholm	1	0	0	0	-1	0	0	0	0
Filip Forsberg	1	0	0	0	-2	0	0	0	0
Patric Hornqvist	1	0	0	0	0	0	0	0	0
Chris Mueller	1	0	0	0	0	0	0	0	0
Austin Watson	1	0	0	0	0	0	0	0	0
Colin Wilson	1	0	0	0	0	0	0	0	0

Power Play: 0-8 0.0% / Penalty Killing: 6-8 75.0%

GOALTENDING

PREDATORS

	GP	MIN	W-L-OT	GA	SA	SV	GAA	SV%
Pekka Rinne	3	144	0-2-0	10	60	50	4.16	.833
Chris Mason	1	34	0-1-0	2	9	7	3.55	.778

CANUCKS

	GP	MIN	W-L-OT	GA	SA	SV	GAA	SV%
Roberto Luongo	3	180	3-0-0	6	94	88	2.00	.936

@ VANCOUVER

Date	Score	W/Goal
14 Mar '13	NSH 4 @ VAN 7	Jannik Hansen

* overtime ** shootout

SHOTS BY PERIOD

	1st	2nd	3rd	OT	Total
Nashville	29	36	29	-	94
Vancouver	22	23	25	-	70

CANUCKS									
PLAYER	GP	G	A	P	+/-	PIM	PP	SH	
Jannik Hansen	3	1	3	4	3	0	0	0	0
Henrik Sedin	3	1	3	4	0	2	0	0	0
Alexander Edler	3	1	2	3	3	4	0	0	0
Maxim Lapierre	3	1	2	3	3	2	0	0	0
Mason Raymond	3	1	2	3	3	0	0	0	0
Dale Weise	3	1	2	3	2	5	0	0	0
Andrew Ebbett	2	1	2	3	2	0	0	0	0
Ryan Kesler	2	2	0	2	1	0	1	0	0
Derek Roy	1	1	1	2	2	0	0	0	0
Dan Hamhuis	3	0	2	2	1	0	0	0	0
Daniel Sedin	3	0	2	2	-1	0	0	0	0
Alexandre Burrows	3	1	0	1	0	2	0	0	0
Jason Garrison	3	1	0	1	2	2	1	0	0
David Booth	2	1	0	1	0	0	0	0	0
Kevin Bieksa	3	0	1	1	-2	2	0	0	0
Christopher Tanev	2	0	1	1	4	0	0	0	0
Zack Kassian	3	0	0	0	-1	14	0	0	0
Andrew Alberts	2	0	0	0	0	12	0	0	0
Keith Ballard	2	0	0	0	0	0	0	0	0
Chris Higgins	2	0	0	0	-1	0	0	0	0
Steven Pinizzotto	2	0	0	0	0	10	0	0	0
Jordan Schroeder	1	0	0	0	0	0	0	0	0

Power Play: 2-8 25.0% / Penalty Killing: 8-8 100.0%



Rogers Arena • 800 Griffiths Way
Vancouver, BC V6B 6G1 • (604) 899-4600

GM: Mike Gillis

Head Coach: John Tortorella

PR: Chris Brumwell, Ben Brown, Stephanie Maniago, Jen
Rollins

	OVERALL							HOME							ROAD						
Season	GP	W	L	OT	PTS	GF	GA	GP	W	L	OT	PTS	GF	GA	GP	W	L	OT	PTS	GF	GA
1998-99	4	3	1	0	6	18	14	2	2	0	0	4	9	5	2	1	1	0	2	9	9
1999-00	5	2	2	1	5	9	13	3	1	1	1	3	6	8	2	1	1	0	2	3	5
2000-01	4	0	3	1	1	10	17	2	0	1	1	1	6	9	2	0	2	0	0	4	8
2001-02	4	1	3	0	2	9	16	2	1	1	0	2	6	7	2	0	2	0	0	3	9
2002-03	4	1	3	0	2	10	16	2	1	1	0	2	4	5	2	0	2	0	0	6	11
2003-04	4	0	2	2	2	7	12	2	0	1	1	1	4	6	2	0	1	1	1	3	6
2005-06	4	3	1	0	6	14	7	2	2	0	0	4	8	1	2	1	1	0	2	6	6
2006-07	4	2	1	1	5	12	8	2	1	0	1	3	9	4	2	1	1	0	2	3	4
2007-08	4	1	2	1	3	9	14	2	0	1	1	1	4	8	2	1	1	0	2	5	6
2008-09	4	1	3	0	2	7	12	2	0	2	0	0	2	5	2	1	1	0	2	5	7
2009-10	4	2	2	0	4	10	12	2	1	1	0	2	6	6	2	1	1	0	2	4	6
2010-11	4	2	2	0	4	8	6	2	1	1	0	2	4	4	2	1	1	0	2	4	2
2011-12	4	2	1	1	5	13	15	2	1	0	1	3	6	5	2	1	1	0	2	7	10
2012-13	3	0	3	0	0	6	13	2	0	2	0	0	2	6	1	0	1	0	0	4	7
Totals	56	20	29	7	47	142	175	29	11	12	6	28	76	79	27	9	17	1	19	66	96

OT column includes both ties and overtime losses in 1999-00 (one home OTL), 2000-01 (one home tie), 2001-02, 2002-03 and 2003-04 (one home OTL & one road tie). OT column includes ties in 1998-99.

Season	DATE		VISITOR		HOME	
1998-99	October 27, 1998	Vancouver	4	NASHVILLE	5	
	November 7, 1998	Nashville	3	VANCOUVER	5	
	December 19, 1998	NASHVILLE	6	VANCOUVER	4	
	January 19, 1999	Vancouver	1	NASHVILLE	4	
1999-00	October 30, 1999	Nashville	1	VANCOUVER	4	
	November 20, 1999	VANCOUVER	3	Nashville	1	
	January 13, 2000	VANCOUVER	4	Nashville	3	OT
	January 23, 2000	NASHVILLE	2	Vancouver	1	
	March 31, 2000	Vancouver	1	NASHVILLE	2	
2000-01	October 24, 2000	Vancouver	4	Nashville	4	OT
	December 4, 2000	Nashville	3	VANCOUVER	6	
	January 1, 2001	VANCOUVER	5	Nashville	2	
	January 8, 2001	Nashville	1	VANCOUVER	2	
2001-02	October 23, 2001	Nashville	2	VANCOUVER	4	
	December 20, 2001	Vancouver	2	NASHVILLE	6	
	January 28, 2002	Nashville	1	VANCOUVER	5	
	March 12, 2002	VANCOUVER	5	Nashville	0	
2002-03	December 19, 2002	VANCOUVER	3	Nashville	1	
	January 14, 2003	Nashville	3	VANCOUVER	4	
	January 21, 2003	Vancouver	2	NASHVILLE	3	
	March 20, 2003	Nashville	3	VANCOUVER	7	
2003-04	November 5, 2003	VANCOUVER	4	Nashville	3	
	December 16, 2003	VANCOUVER	2	Nashville	1	OT
	January 25, 2004	Nashville	1	VANCOUVER	4	
	March 16, 2004	Nashville	2	Vancouver	2	OT
2005-06	December 28, 2005	Nashville	3	VANCOUVER	4	
	March 2, 2006	Vancouver	1	NASHVILLE	3	
	March 9, 2006	NASHVILLE	3	Vancouver	2	OT
	March 14, 2006	Vancouver	0	NASHVILLE	5	
2006-07	October 21, 2006	VANCOUVER	4	Nashville	3	OT
	October 31, 2006	NASHVILLE	3	Vancouver	2	
	November 23, 2006	Vancouver	0	NASHVILLE	6	
	March 21, 2007	Nashville	0	VANCOUVER	2	
2007-08	November 1, 2007	NASHVILLE	3	Vancouver	0	
	December 6, 2007	VANCOUVER	5	Nashville	2	
	February 21, 2008	VANCOUVER	3	Nashville	2	SO
	March 6, 2008	Nashville	2	VANCOUVER	6	
2008-09	November 4, 2008	Nashville	0	VANCOUVER	4	
	December 9, 2008	VANCOUVER	3	Nashville	1	
	January 1, 2009	VANCOUVER	2	Nashville	1	
	January 28, 2009	NASHVILLE	5	Vancouver	3	
2009-10	December 8, 2009	Vancouver	2	NASHVILLE	4	
	December 22, 2009	Nashville	1	VANCOUVER	4	
	January 11, 2010	NASHVILLE	3	Vancouver	2	
	March 7, 2010	VANCOUVER	4	Nashville	2	
2010-11	January 26, 2011	Nashville	1	VANCOUVER	2	
	February 17, 2011	Vancouver	1	NASHVILLE	3	
	March 3, 2011	NASHVILLE	3	Vancouver	0	
	March 29, 2011	VANCOUVER	3	Nashville	1	
2011-12	October 20, 2011	Nashville	1	VANCOUVER	5	
	January 1, 2012	NASHVILLE	6	Vancouver	5	
	February 7, 2012	VANCOUVER	4	Nashville	3	SO
	February 21, 2012	Vancouver	1	NASHVILLE	3	
2012-13	February 22, 2013	VANCOUVER	1	Nashville	0	
	March 14, 2013	Nashville	4	VANCOUVER	7	
	April 15, 2013	VANCOUVER	5	Nashville	2	



NHL & OPPONENTS

WASHINGTON CAPITALS

2011-12 SEASON SERIES

@ NASHVILLE

Date	Score	W/Goal
15 Nov '11	WSH 1 @ NSH 3	Colin Wilson

@ WASHINGTON

Date	Score	W/Goal
20 Dec '11	NSH 1 @ WSH 4	Nicklas Backstrom

* overtime ** shootout

GOALS BY PERIOD

	1st	2nd	3rd	OT	Total
Nashville	0	0	4	-	4
Washington	2	0	3	-	5

SHOTS BY PERIOD

	1st	2nd	3rd	OT	Total
Nashville	14	16	22	-	52
Washington	19	18	26	-	63

INDIVIDUAL SCORING

PREDATORS									
PLAYER	GP	G	A	P	+/-	PIM	PP	SH	
Shea Weber	2	1	2	3	3	2	0	0	
Martin Erat	2	1	1	2	1	0	0	0	
Mike Fisher	2	0	2	2	0	0	0	0	
Sergei Kostitsyn	2	1	0	1	2	2	0	0	
Colin Wilson	2	1	0	1	0	0	0	0	
Jonathon Blum	2	0	0	0	-1	0	0	0	
Francis Bouillon	2	0	0	0	-1	0	0	0	
Blake Geoffrion	2	0	0	0	0	2	0	0	
Matt Halischuk	2	0	0	0	0	0	0	0	
Jack Hillen	2	0	0	0	-1	0	0	0	
Patric Hornqvist	2	0	0	0	-2	0	0	0	
Craig Smith	2	0	0	0	0	2	0	0	
Jerred Smithson	2	0	0	0	1	0	0	0	
Nick Spaling	2	0	0	0	-1	0	0	0	
Ryan Suter	2	0	0	0	2	2	0	0	
Jordin Tootoo	2	0	0	0	-1	0	0	0	
Niclas Bergfors	1	0	0	0	0	0	0	0	
Roman Josi	1	0	0	0	-1	0	0	0	
Kevin Klein	1	0	0	0	-1	0	0	0	
David Legwand	1	0	0	0	0	0	0	0	

Power Play: 0-7 0.0% / Penalty Killing: 4-5 80.0%

CAPITALS									
PLAYER	GP	G	A	P	+/-	PIM	PP	SH	
Marcus Johansson	2	0	3	3	1	0	0	0	
Troy Brouwer	2	2	0	2	1	0	1	0	
Nicklas Backstrom	2	1	1	2	-1	0	0	0	
Alex Ovechkin	2	1	0	1	-1	0	0	0	
Alexander Semin	2	1	0	1	0	4	0	0	
Karl Alzner	2	0	1	1	2	2	0	0	
John Carlson	2	0	1	1	0	0	0	0	
Roman Hamrik	2	0	1	1	2	0	0	0	
Dennis Wideman	2	0	1	1	-1	0	0	0	
Cody Eakin	1	0	1	1	1	0	0	0	
Jason Chimera	2	0	0	0	-1	2	0	0	
Jeff Halpern	2	0	0	0	0	0	0	0	
Matt Hendricks	2	0	0	0	0	0	0	0	
Mike Knuble	2	0	0	0	0	0	0	0	
Brooks Laich	2	0	0	0	-1	0	0	0	
Jeff Schultz	2	0	0	0	-1	0	0	0	
Joel Ward	2	0	0	0	-1	2	0	0	
John Erskine	1	0	0	0	-1	2	0	0	
Dmitry Orlov	1	0	0	0	0	0	0	0	
Mathieu Perreault	1	0	0	0	0	0	0	0	

Power Play: 1-5 20.0% / Penalty Killing: 7-7 100.0%

GOALTENDING

PREDATORS

	GP	MIN	W-L-OT	GA	SA	SV	GAA	SV%
Pekka Rinne	1	60	1-0-0	1	40	39	1.00	.975
Anders Lindback	1	60	0-1-0	4	23	19	4.00	.826

CAPITALS

	GP	MIN	W-L-OT	GA	SA	SV	GAA	SV%
Michal Neuvirth	1	60	1-0-0	1	21	20	1.00	.952
Tomas Vokoun	1	60	0-1-0	2	30	28	2.01	.933



Kettler Capitals Iceplex • 627 N. Glebe Rd. Suite 850
Arlington, VA 22203 • (202) 266-2200
GM: George McPhee
Head Coach: Adam Oates
PR: Kurt Kehl, Sergey Kocharov,
Pace Sagerst, Megan Eichenberg

Season	OVERALL							HOME							ROAD						
	GP	W	L	OT	PTS	GF	GA	GP	W	L	T	PTS	GF	GA	GP	W	L	T	PTS	GF	GA
1998-99	2	2	0	0	4	6	3	1	1	0	0	2	3	1	1	1	0	0	2	3	2
1999-00	2	0	2	0	0	2	5	1	0	1	0	0	2	4	1	0	1	0	0	0	1
2000-01	2	1	1	0	2	4	3	1	1	0	0	2	3	1	1	0	1	0	0	1	2
2001-02	1	0	0	1	1	3	3	1	0	0	1	1	3	3	0	0	0	0	0	0	0
2002-03	1	0	1	0	0	4	5	0	0	0	0	0	0	0	1	0	1	0	0	4	5
2003-04	1	1	0	0	2	5	2	1	1	0	0	2	5	2	0	0	0	0	0	0	0
2005-06	1	1	0	0	2	5	2	0	0	0	0	0	0	0	1	1	0	0	2	5	2
2007-08	1	0	1	0	0	2	4	1	0	1	0	0	2	4	0	0	0	0	0	0	0
2008-09	2	0	0	2	2	4	6	1	0	0	1	1	1	2	1	0	0	1	1	3	4
2009-10	1	0	0	1	1	2	3	0	0	0	0	0	0	0	1	0	0	1	1	2	3
2010-11	1	0	0	1	1	2	3	1	0	0	1	1	2	3	0	0	0	0	0	0	0
2011-12	2	1	1	0	2	4	5	1	1	0	0	2	3	1	1	0	1	0	0	1	4
Totals	17	6	6	5	17	43	44	9	4	2	3	11	24	21	8	2	4	2	6	19	23

OT column includes both ties and overtime losses in 1999-00, 2000-01, 2001-02 (one home tie), 2002-03 and 2003-04. OT column includes ties in 1998-99.

DATE	VISITOR	HOME
1998-99 December 26, 1998	Washington	NASHVILLE 3
March 30, 1999	NASHVILLE 3	Washington 2
1999-00 November 26, 1999	Nashville	WASHINGTON 1
February 12, 2000	WASHINGTON 4	Nashville 2
2000-01 October 13, 2000	Washington	NASHVILLE 3
February 21, 2001	Nashville	WASHINGTON 2
2001-02 February 8, 2002	Washington	3 Nashville 3 OT
2002-03 October 11, 2002	Nashville	WASHINGTON 5
2003-04 February 13, 2004	Washington	NASHVILLE 5

DATE	VISITOR	HOME
2005-06 December 7, 2005	NASHVILLE 5	Washington 2
2007-08 March 18, 2008	WASHINGTON 4	Nashville 2
2008-09 October 28, 2008	Nashville	WASHINGTON 4 SO
March 10, 2009	WASHINGTON 2	Nashville 1 OT
2009-10 October 17, 2009	Nashville	WASHINGTON 3 SO
2010-11 October 16, 2010	WASHINGTON 3	Nashville 2 OT
2011-12 November 15, 2011	Washington	NASHVILLE 3
December 20, 2011	Nashville	WASHINGTON 4



NHL & OPPONENTS

WINNIPEG JETS

2011-12 SEASON SERIES

@ NASHVILLE

Date	Score	W/Goal
24 Mar '12	WPG 1 @ NSH 3	Gabriel Bourque

GOALS BY PERIOD

	1st	2nd	3rd	OT	Total
Nashville	0	2	1	-	3
Winnipeg	0	0	1	-	1

INDIVIDUAL SCORING

PREDATORS								
PLAYER	GP	G	A	P	+/-	PIM	PP	SH
Gabriel Bourque	1	1	0	1	0	0	0	0
Matt Halischuk	1	1	0	1	1	0	0	0
Shea Weber	1	1	0	1	0	0	1	0
Mike Fisher	1	0	1	1	0	0	0	0
Kevin Klein	1	0	1	1	1	0	0	0
Andrei Kostitsyn	1	0	1	1	0	0	0	0
Alexander Radulov	1	0	1	1	1	0	0	0
Nick Spaling	1	0	1	1	0	0	0	0
Francis Bouillon	1	0	0	0	0	0	0	0
Ryan Ellis	1	0	0	0	0	0	0	0
Martin Erat	1	0	0	0	0	2	0	0
Paul Gaustad	1	0	0	0	1	0	0	0
Hal Gill	1	0	0	0	1	0	0	0
Patric Hornqvist	1	0	0	0	0	0	0	0
Sergei Kostitsyn	1	0	0	0	0	0	0	0
David Legwand	1	0	0	0	0	0	0	0
Ryan Suter	1	0	0	0	0	0	0	0
Brandon Yip	1	0	0	0	0	0	0	0

Power Play: 1-4 25.0% / Penalty Killing: 1-1 100.0%

@ WINNIPEG

Date	Score	W/Goal
No Games		

* overtime ** shootout

SHOTS BY PERIOD

	1st	2nd	3rd	OT	Total
Nashville	10	5	13	-	28
Winnipeg	7	9	9	-	25

JETS								
PLAYER	GP	G	A	P	+/-	PIM	PP	SH
Tim Stapleton	1	1	0	1	1	0	0	0
Spencer Machacek	1	0	1	1	1	0	0	0
Ben Maxwell	1	0	1	1	1	0	0	0
Zach Bogosian	1	0	0	0	0	0	0	0
Alexander Burmistrov	1	0	0	0	-1	0	0	0
Dustin Bylund	1	0	0	0	0	4	0	0
Tobias Enstrom	1	0	0	0	0	2	0	0
Tanner Glass	1	0	0	0	-1	0	0	0
Ron Hainsey	1	0	0	0	0	0	0	0
Randy Jones	1	0	0	0	-1	2	0	0
Evander Kane	1	0	0	0	-1	0	0	0
Andrew Ladd	1	0	0	0	0	0	0	0
Bryan Little	1	0	0	0	-1	0	0	0
Antti Miettinen	1	0	0	0	0	0	0	0
Jim Slater	1	0	0	0	-1	0	0	0
Mark Stuart	1	0	0	0	-1	0	0	0
Kyle Wellwood	1	0	0	0	-1	0	0	0
Blake Wheeler	1	0	0	0	0	0	0	0

Power Play: 0-1 0.0% / Penalty Killing: 3-4 75.0%

GOALTENDING

PREDATORS

	GP	MIN	W-L-OT	GA	SA	SV	GAA	SV%
Pekka Rinne	1	60	1-0-0	1	25	24	1.00	.960

JETS

	GP	MIN	W-L-OT	GA	SA	SV	GAA	SV%
Ondrej Pavelec	1	60	0-1-0	2	27	25	2.01	.926



MTS Centre • 260 Hargrave St.
Winnipeg, MB R3C 5S5 • (204) 926-5570

GM: Kevin Cheveldayoff

Head Coach: Claude Noel

PR: Scott Brown, Christina Caligiuri, Kalen Qually

	OVERALL							HOME							ROAD						
Season	GP	W	L	OT	PTS	GF	GA	GP	W	L	OT	PTS	GF	GA	GP	W	L	OT	PTS	GF	GA
1999-00	2	2	0	0	4	10	3	1	1	0	0	2	6	0	1	1	0	0	2	4	3
2000-01	2	1	1	0	2	4	4	1	1	0	0	2	4	3	1	0	1	0	0	0	1
2001-02	1	0	0	1	1	4	4	0	0	0	0	0	0	0	1	0	0	1	1	4	4
2002-03	1	0	1	0	0	2	3	1	0	1	0	0	2	3	0	0	0	0	0	0	0
2003-04	1	0	1	0	0	2	4	0	0	0	0	0	0	0	1	0	1	0	0	2	4
2005-06	1	0	0	1	1	3	4	0	0	0	0	0	0	0	1	0	0	1	1	3	4
2007-08	1	1	0	0	2	3	0	1	1	0	0	2	3	0	0	0	0	0	0	0	0
2008-09	2	1	1	0	2	6	10	1	0	1	0	0	2	7	1	1	0	0	2	4	3
2009-10	2	2	0	0	4	6	4	1	1	0	0	2	4	3	1	1	0	0	2	2	1
2010-11	2	1	0	1	3	8	6	1	1	0	0	2	6	3	1	0	0	1	1	2	3
2011-12	1	1	0	0	2	3	1	1	1	0	0	2	3	1	0	0	0	0	0	0	0
Totals	16	9	4	3	21	51	43	8	6	2	0	12	30	20	8	3	2	3	9	21	23

OT column includes both ties and overtime losses in 1999-00, 2000-01, 2001-02 (one road tie), 2002-03 & 2003-04.

	DATE	VISITOR	HOME
1999-00	December 6, 1999	NASHVILLE	4 Atlanta 3 OT
	December 30, 1999	Atlanta	0 NASHVILLE 6
2000-01	November 15, 2000	Nashville	0 ATLANTA 1
	January 21, 2001	Atlanta	3 NASHVILLE 4
2001-02	November 16, 2001	Nashville	4 Atlanta 4 OT
2002-03	March 29, 2003	ATLANTA	3 Nashville 2
2003-04	October 23, 2003	Nashville	2 ATLANTA 4
2005-06	January 11, 2006	Nashville	3 ATLANTA 4 SO

* moved from Atlanta prior to the 2011-12 season

	DATE	VISITOR	HOME
2007-08	October 25, 2007	Atlanta	0 NASHVILLE 3
2008-09	November 28, 2008	NASHVILLE	4 Atlanta 3 OT
	January 17, 2009	ATLANTA	7 Nashville 2
2009-10	January 30, 2010	Atlanta	3 NASHVILLE 4
	March 9, 2010	NASHVILLE	2 Atlanta 1
2010-11	December 6, 2010	Nashville	2 ATLANTA 3 OT
	April 5, 2011	Atlanta	3 NASHVILLE 6
2011-12	March 24, 2012	Winnipeg	1 NASHVILLE 3

TEAM HISTORY & RECORDS



TH
S

STAND
WITH
US



STAN



BRIDGESTONE

BRIDGESTONE

BRIDGESTONE

NISSAN

BULLY HILL
VINEYARDS

DEX
imaging
& mailing

VANDERBIET

HEALTH

TEAM HISTORY & RECORDS

SEASON RECORDS

SEASON	GP	W	L	T	OTL	PTS	PCT	GF	GA	*FINISH
1998-99	82	28	47	7	--	63	.384	190	261	4/12
1999-00	82	28	40	7	7	70	.427	199	240	4/13
2000-01	82	34	36	9	3	80	.488	186	200	3/10
2001-02	82	28	41	13	0	69	.421	196	230	4/14
2002-03	82	27	35	13	7	74	.451	183	206	4/13
2003-04	82	38	29	11	4	91	.555	216	217	3/8
2005-06	82	49	25	--	8	106	.646	259	227	2/4
2006-07	82	51	23	--	8	110	.671	272	212	2/4
2007-08	82	41	32	--	9	91	.555	230	229	2/8
2008-09	82	40	34	--	8	88	.537	213	233	5/10
2009-10	82	47	29	--	6	100	.610	225	225	3/7
2010-11	82	44	27	--	11	99	.604	219	194	2/5
2011-12	82	48	26	--	8	104	.634	237	210	2/4
2012-13	48	16	23	--	9	41	.427	111	139	5/14
Totals	1114	519	447	60	88	1186	.532	2936	3023	--

*division rank / conference rank

Season	HOME								ROAD							
	GP	W	L	T	OTL	PTS	GF	GA	GP	W	L	T	OTL	PTS	GF	GA
1998-99	41	15	22	4	--	34	104	126	41	13	25	3	--	29	86	135
1999-00	41	15	21	3	2	35	103	116	41	13	19	4	5	35	96	124
2000-01	41	16	18	7	0	39	92	102	41	18	18	2	3	41	94	98
2001-02	41	17	16	8	0	42	101	95	41	11	25	5	0	27	95	135
2002-03	41	18	17	5	1	42	98	90	41	9	18	8	6	32	85	116
2003-04	41	22	10	7	2	53	112	93	41	16	19	4	2	38	104	124
2005-06	41	32	8	--	1	65	142	94	41	17	17	--	7	41	117	133
2006-07	41	28	8	--	5	61	153	105	41	23	15	--	3	49	119	107
2007-08	41	23	14	--	4	50	120	113	41	18	18	--	5	41	110	116
2008-09	41	24	13	--	4	52	116	104	41	16	21	--	4	36	97	129
2009-10	41	24	41	--	3	51	108	101	41	23	15	--	3	49	117	124
2010-11	41	24	9	--	8	56	116	91	41	20	18	--	3	43	103	103
2011-12	41	26	10	--	5	57	124	103	41	22	16	--	3	47	113	107
2012-13	24	11	9	--	4	26	59	59	24	5	14	--	5	15	52	80
Totals	557	295	216	34	39	663	1548	1392	557	224	258	26	49	523	1388	1631

Season	VS. CENTRAL DIVISION								VS. OTHER DIVISIONS							
	GP	W	L	T	OTL	PTS	GF	GA	GP	W	L	T	OTL	PTS	GF	GA
1998-99	18	4	13	1	--	9	44	70	64	24	34	6	--	54	146	191
1999-00	18	6	8	2	2	16	47	54	64	22	32	5	5	54	152	186
2000-01	20	8	11	1	0	17	41	52	62	26	25	8	3	63	145	148
2001-02	20	7	10	3	0	17	47	60	62	21	31	10	0	52	149	170
2002-03	20	6	9	4	1	17	42	53	62	21	26	9	6	57	141	153
2003-04	24	11	9	2	2	26	58	63	58	27	20	9	2	65	158	154
2005-06	32	23	8	--	1	47	110	73	50	26	17	--	7	59	149	154
2006-07	32	21	8	--	3	45	106	82	50	30	15	--	5	65	166	130
2007-08	32	18	9	--	5	41	88	82	50	23	23	--	4	50	142	147
2008-09	24	12	9	--	3	27	67	68	58	28	25	--	5	61	146	165
2009-10	24	14	8	--	2	30	59	57	58	33	21	--	4	70	166	168
2010-11	24	13	9	--	2	28	51	59	58	31	18	--	9	71	162	131
2011-12	24	16	5	--	3	35	75	58	58	32	21	--	5	69	162	152
2012-13	18	3	11	--	4	10	36	53	30	13	12	--	5	31	73	80
Totals	330	162	127	13	28	365	871	884	784	357	320	47	60	821	2057	2129

Season	VS. WESTERN CONFERENCE								VS. EASTERN CONFERENCE							
	GP	W	L	T	OTL	PTS	GF	GA	GP	W	L	T	OTL	PTS	GF	GA
1998-99	55	21	30	4	--	46	140	174	27	7	17	3	--	17	50	87
1999-00	56	17	28	5	6	45	132	170	26	11	12	2	1	25	67	70
2000-01	60	22	29	6	3	53	133	154	22	12	7	3	0	27	53	46
2001-02	60	19	33	8	0	46	136	176	22	9	8	5	0	23	60	54
2002-03	60	19	27	9	5	52	127	157	22	8	8	4	2	22	56	49
2003-04	64	28	23	10	3	69	161	168	18	10	6	1	1	22	55	49
2005-06	72	45	22	--	5	95	226	188	10	4	3	--	3	11	33	39
2006-07	72	44	21	--	7	95	237	187	10	7	2	--	1	15	35	25
2007-08	72	36	28	--	8	80	202	197	10	5	4	--	1	11	28	32
2008-09	64	32	26	--	6	70	177	186	18	8	8	--	2	18	36	47
2009-10	64	35	25	--	4	74	168	178	18	12	4	--	2	26	57	47
2010-11	64	34	23	--	7	75	158	150	18	10	4	--	4	24	55	40
2011-12	64	40	19	--	5	85	190	162	18	8	7	--	3	19	47	48
2012-13	48	16	23	--	9	41	111	139	0	0	0	--	0	0	0	0
Totals	875	408	357	42	68	926	2298	2386	239	111	90	18	20	260	632	633

TEAM HISTORY & RECORDS

TEAM STREAKS

AT ALL-STAR BREAK				AT MIDWAY POINT	
Season	Date of Game (host)	Record Before	Record After	First Half	Second Half
1998-99	Jan. 24 (T.B.)	16-25-4 (0)	12-22-3 (0)	14-23-4 (0)	14-24-3 (0)
1999-00	Feb. 6 (TOR)	20-24-4	8-16-1-3	14-20-5-2	14-20-2-5
2000-01	Feb. 4 (COL)	23-24-7-2	11-12-2-1	15-18-7-1	19-18-2-2
2001-02	Feb. 2 (LA)	20-25-9-0	8-16-4-0	15-19-7-0	13-22-6-0
2002-03	Feb. 2 (FLA)	17-23-8-4	10-12-5-3	12-18-7-4	15-17-6-3
2003-04	Feb. 8 (MIN)	26-20-6-2	12-9-5-2	19-16-4-2	19-13-7-2
2005-06	OLYMPIC YEAR, NO ALL-STAR GAME			26-12-10-3	23-13-10-5
2006-07	Jan. 24 (DAL)	34-12-10-3	17-11-10-5	27-11-10-3	24-12-10-5
2007-08	Jan. 27 (ATL)	25-20-10-5	16-12-10-4	21-19-10-2	20-13-10-7
2008-09	Jan. 25 (MTL)	20-23-10-3	20-11-10-5	19-19-10-3	21-15-10-5
2009-10	OLYMPIC YEAR, NO ALL-STAR GAME			24-14-10-3	23-15-10-3
2010-11	Jan. 30 (CAR)	27-17-10-6	17-10-10-5	22-13-10-6	22-14-10-5
2011-12	Jan. 29 (OTT)	30-16-10-4	18-10-10-4	22-15-10-4	26-11-10-4
2012-13	SHORTENED SEASON, NO ALL-STAR GAME			10-9-10-5	6-14-10-4
Totals		258-229-40-33	149-141-20-32	241-207-34-35	259-221-26-50

RECORD BY MONTH							
Season	October	November	December	January	February	March	April
1998-99	3-5-1 (0)	6-7-0 (0)	4-6-2 (0)	5-9-1 (0)	3-6-2 (0)	5-8-1 (0)	2-6-0 (0)
1999-00	4-6-1-0	3-7-0-2	6-5-4-0	6-5-1-2	3-7-0-1	6-7-1-2	0-3-0-0
2000-01	4-3-3-1	6-6-2-0	4-8-2-0	8-7-0-1	4-5-1-0	7-5-1-1	1-2-0-0
2001-02	4-7-2-0	5-6-1-0	5-4-3-0	6-8-3-0	4-1-1-0	2-10-3-0	2-5-0-0
2002-03	1-5-1-2	3-6-3-2	6-6-2-0	7-6-2-0	8-2-1-0	2-8-4-2	0-2-0-1
2003-04	4-5-0-0	8-5-1-0	4-4-3-2	10-4-2-0	6-5-1-0	4-5-4-2	2-1-0-0
2005-06	8-1-10-1	7-3-10-2	9-5-10-0	7-5-10-3	3-4-10-0	8-5-10-2	7-2-10-1
2006-07	7-3-10-1	10-2-10-1	9-5-10-1	10-3-10-0	7-5-10-1	6-5-10-3	2-0-10-1
2007-08	4-7-10-0	8-2-10-2	6-9-10-0	8-3-10-3	6-4-10-3	7-6-10-1	2-1-10-0
2008-09	5-4-10-1	6-6-10-1	6-6-10-1	4-8-10-0	10-4-10-1	7-3-10-4	2-3-10-0
2009-10	6-6-10-1	9-4-10-0	9-4-10-2	6-7-10-0	3-2-10-2	11-5-10-1	3-1-10-0
2010-11	5-2-10-3	5-6-10-2	8-5-10-1	9-4-10-0	5-6-10-2	10-3-10-2	2-1-10-1
2011-12	5-4-10-2	6-5-10-2	9-5-10-0	11-2-10-0	6-4-10-3	8-6-10-1	3-0-10-0
2012-13	--	--	--	2-2-10-2	7-5-10-2	5-7-10-2	2-9-10-2
Totals	60-58-8-12	82-65-7-14	85-72-16-7	99-73-9-11	75-60-6-15	88-83-14-23	30-36-0-5

RECORD BY DAY							
Season	Sunday	Monday	Tuesday	Wednesday	Thursday	Friday	Saturday
1998-99	1-4-0 (0)	1-5-1 (0)	5-8-1 (0)	4-7-0 (0)	5-7-1 (0)	6-5-1 (0)	6-11-3 (0)
1999-00	4-2-2-0	4-2-0-1	4-6-2-1	4-7-0-1	3-8-2-2	2-6-0-1	7-9-1-1
2000-01	5-1-0-1	2-4-0-0	3-6-4-0	4-6-1-2	9-8-1-0	2-4-1-0	9-7-2-0
2001-02	0-6-1-0	1-4-1-0	3-10-3-0	6-2-1-0	8-7-2-0	1-4-2-0	9-8-3-0
2002-03	2-4-0-2	5-3-0-0	3-8-2-3	1-3-1-0	5-7-5-0	1-4-1-0	10-6-5-1
2003-04	1-3-1-1	2-4-3-0	1-5-3-1	3-4-0-0	13-4-1-1	4-3-0-0	14-6-3-1
2005-06	2-1-0-1	2-2-10-0	13-4-10-0	6-5-10-3	12-4-10-1	1-3-10-1	13-6-10-2
2006-07	2-0-10-1	4-2-10-0	5-3-10-2	7-5-10-0	10-5-10-3	3-3-10-0	20-5-10-2
2007-08	3-1-10-3	3-3-10-0	9-7-10-0	0-5-10-1	10-8-10-3	3-1-10-0	13-7-10-2
2008-09	3-3-10-0	3-5-10-0	5-7-10-4	1-2-10-1	9-6-10-3	4-6-10-0	15-5-10-0
2009-10	3-2-10-0	4-3-10-0	8-6-10-2	3-3-10-1	14-4-10-0	3-5-10-0	12-6-10-3
2010-11	5-4-10-0	0-3-10-1	5-5-10-5	7-3-10-1	11-5-10-1	3-1-10-0	13-6-10-3
2011-12	4-0-10-0	5-2-10-1	8-11-10-1	2-1-10-0	11-6-10-2	3-2-10-0	15-4-10-4
2012-13	0-4-10-0	2-4-10-2	7-2-10-0	0-1-10-0	4-5-10-0	1-3-10-1	2-4-10-6
Totals	35-35-4-9	38-46-5-5	79-88-15-19	48-54-3-10	124-84-12-16	37-50-4-4	158-90-17-25

STREAKS AND RECORDS																	
RECORD			OVERALL TEAM STREAKS					HOME TEAM STREAKS					ROAD TEAM STREAKS				
Season	First 10 Games	Last 10 Games	Undef.	Win	One Point	Winless	Losing	Undef.	Win	One Point	Winless	Losing	Undef.	Win	One Point	Winless	Losing
1998-99	3-6-1	3-7-0	3 (2)	3	5	5	4 (2)	5	2 (5)	5	9	6	3 (2)	3	3 (2)	5 (4)	5 (2)
1999-00	4-5-1-0	3-7-0-0	8	4	8	7 (2)	7	6	4	9	4 (3)	4 (2)	3 (3)	2 (5)	4	5	4 (4)
2000-01	4-2-3-1	6-3-1-0	4 (3)	4	4 (4)	5	4	3 (4)	3 (2)	3 (4)	7	3	3 (2)	3	4	4	4
2001-02	3-5-2-0	2-7-1-0	7	3	7	8	6	11	6	11	6	6	3	3	3	9	5 (2)
2002-03	1-5-1-3	0-6-2-2	4 (3)	4 (2)	7	15	6	8	7	8	7	3 (2)	3 (2)	2 (3)	4	9 (2)	5
2003-04	4-5-1-0	5-3-1-1	7	6	7	7	4	11	4 (3)	13	5	2 (3)	4 (2)	4 (2)	4 (2)	5 (2)	4
2005-06	8-1-1	7-3-0	8	8	10	5	5	6	6	6 (2)	2	2	3 (2)	3 (2)	6	7	7
2006-07	6-3-1	5-3-2	6	6	10 (2)	3	3 (3)	8	8	12	3	3	7	7	7	5	5
2007-08	4-6-0	6-3-1	3 (6)	3 (6)	8	6	6	4 (2)	4 (2)	6 (2)	6	6	3	3	5 (2)	5	5
2008-09	5-4-1	5-4-1	6	6	8	5	5	5	5	7	3 (3)	3 (3)	3 (2)	3 (2)	5	7	7
2009-10	3-6-1	6-3-1	7	7	7 (2)	6	6	7	7	7	3	3	5	5	7	5	5
2010-11	5-2-3	7-2-1	6 (2)	6 (2)	10	5 (2)	5 (2)	5 (2)	5 (2)	8	4	4	4	4	4 (2)	4	4
2011-12	5-4-1	6-4-0	5 (3)	5 (3)	5 (6)	4 (2)	4 (2)	6	6	12	4	4	3 (2)	3 (2)	4	4	4
2012-13	5-2-3	1-8-1	4	4	5	8	8	3	3	6	6	6	3	3	4	10	10

Numbers in parentheses indicate the number of times the high was reached that season.

TEAM HISTORY & RECORDS

SPECIAL TEAMS & HOLIDAY RECORDS

POWER PLAY

YEAR	HOME				ROAD				OVERALL			
	ADV	PPG	%	RANK	ADV	PPG	%	RANK	ADV	PPG	%	RANK
1998-99	183	24	13.1	23rd	141	16	11.3	T-23rd	324	40	12.3	25th
1999-00	164	20	12.2	26th	140	21	15.0	14th	304	41	13.5	25th
2000-01	188	32	17.0	19th	173	19	11.0	27th	361	51	14.1	23rd
2001-02	182	26	14.3	23rd	155	22	14.2	14th	337	48	14.2	23rd
2002-03	204	26	12.7	T-26th	214	32	15.0	T-20th	418	58	13.9	26th
2003-04	234	41	17.5	T-12th	192	31	16.1	T-13th	426	72	16.9	11th
2005-06	260	50	19.2	12th	252	44	17.5	T-10th	512	94	18.4	10th
2006-07	219	44	20.1	10th	189	27	14.3	23rd	408	71	17.4	18th
2007-08	198	31	15.7	22nd	160	22	13.8	26th	358	53	14.8	27th
2008-09	167	27	16.2	23rd	151	23	15.2	23rd	318	50	15.7	26th
2009-10	141	26	18.4	18th	145	21	14.5	22nd	286	47	16.4	T-23rd
2010-11	147	24	16.3	22nd	122	17	13.9	27th	269	41	15.2	26th
2011-12	131	30	22.9	1st	119	24	20.2	5th	250	54	21.6	1st
2012-13	68	16	23.5	8th	72	8	11.1	29th	140	24	17.1	17th

PENALTY KILL

YEAR	HOME				ROAD				OVERALL			
	TSH	PPGA	%	RANK	TSH	PPGA	%	RANK	TSH	PPGA	%	RANK
1998-99	175	31	82.3	21st	182	44	75.8	27th	357	75	79.0	27th
1999-00	152	20	86.8	9th	157	26	83.4	16th	309	46	85.1	12th
2000-01	168	21	87.5	3rd	163	28	82.8	T-13th	331	49	85.2	8th
2001-02	176	18	89.8	2nd	178	32	82.0	23rd	354	50	85.9	9th
2002-03	163	22	86.5	T-4th	190	39	79.5	T-29th	353	61	82.7	T-17th
2003-04	176	24	86.4	T-11th	175	40	77.1	30th	351	64	81.8	24th
2005-06	265	34	87.2	T-4th	268	48	82.1	13th	533	82	84.6	T-5th
2006-07	196	28	85.7	10th	191	27	85.9	4th	387	55	85.8	3rd
2007-08	163	27	83.4	12th	172	22	87.2	2nd	335	49	85.4	3rd
2008-09	150	17	88.7	2nd	188	42	77.7	27th	338	59	82.5	10th
2009-10	113	22	80.5	22nd	145	37	74.5	28th	258	59	77.1	28th
2010-11	139	17	87.8	2nd	133	24	82.0	17th	272	41	84.9	5th
2011-12	104	19	81.7	22nd	140	21	85.0	10th	244	40	83.6	10th
2012-13	62	13	79.0	26th	77	21	72.7	29th	139	34	75.5	29th

SHORTHANDED GOALS

YEAR	SHG	RANK	SHGA	RANK
1998-99	7	T-15th	10	T-18th
1999-00	9	T-7th	11	T-24th
2000-01	7	T-20th	4	T-2nd
2001-02	6	T-18th	8	T-17th
2002-03	2	T-29th	8	T-14th
2003-04	14	3rd	8	T-13th
2005-06	12	10th	13	T-24th
2006-07	8	T-14th	2	1st
2007-08	7	T-16th	10	T-21st
2008-09	9	T-9th	8	T-14th
2009-10	5	T-21st	6	T-11th
2010-11	5	T-21st	2	T-2nd
2011-12	5	T-15th	4	T-6th
2012-13	1	T-25th	4	T-18th

PENALTY MINUTES

YEAR	PIM	AVE	RANK
1998-99	1420	17.3	21st
1999-00	946	11.5	T-6th
2000-01	944	11.5	1st
2001-02	1071	13.1	8th
2002-03	969	11.8	4th
2003-04	1360	16.6	28th
2005-06	1533	18.7	28th
2006-07	1179	14.4	15th
2007-08	1027	12.5	T-7th
2008-09	994	12.1	5th
2009-10	710	8.7	1st
2010-11	720	8.8	2nd
2011-12	689	8.4	1st
2012-13	471	9.8	5th

Halloween (4-2-(0)-1 Record)

1998 vs. Colorado	W, 3-2
1999 at Edmonton	L, 2-4
2000 vs. St. Louis	L, 2-4
2001 at Minnesota	W, 6-4
2006 at Vancouver	W, 3-2
2009 vs. Dallas	W, 4-2
2011 at Chicago	L, 4-5 (OT)

Thanksgiving (3-0-(0)-0 Record)

Nov. 24, 2005 vs. Los Angeles	W, 4-3
Nov. 23, 2006 vs. Vancouver	W, 6-0
Nov. 22, 2007 vs. Detroit	W, 3-2

New Year's Eve (3-0-(0)-0 Record)

2007 at Dallas	W, 1-0
2009 at Columbus	W, 2-1 (OT)
2010 at Minnesota	W, 4-1

New Year's Day (3-6-(1)-0 Record)

1999 vs. St. Louis	L, 5-6
2000 vs. San Jose	W, 3-2
2001 vs. Vancouver	L, 2-5
2002 vs. Colorado	T, 4-4
2003 vs. Colorado	L, 3-7
2004 vs. Pittsburgh	W, 3-2
2006 vs. Anaheim	L, 2-4
2007 vs. Colorado	L, 3-5
2009 vs. Vancouver	L, 1-2
2012 vs. Calgary	W, 5-3

Martin Luther King Day (4-4-(0)-1 Record)

Jan. 18, 1999 at Boston	L, 1-8
Jan. 21, 2002 vs. Phoenix	L, 1-0
Jan. 19, 2004 vs. Minnesota	W, 2-0
Jan. 15, 2007 vs. Calgary	W, 5-3
Jan. 21, 2008 vs. St. Louis	W, 6-3
Jan. 19, 2009 vs. New Jersey	L, 1-3
Jan. 18, 2010 vs. Toronto	L, 3-4
Jan. 16, 2011 at NY Islanders	W, 3-1
Jan. 21, 2013 vs. St. Louis	L, 3-4 (SO)

Valentine's Day (5-1-(0)-0 Record)

2007 vs. San Jose	W, 5-0
2008 vs. Chicago	L, 1-6
2009 vs. Boston	W, 3-2 (SO)
2010 at Pittsburgh	W, 4-3 (SO)
2012 vs. Chicago	W, 3-2
2013 vs. Phoenix	W, 3-0

Presidents' Day (3-4-(0)-0 Record)

Feb. 15, 1999 vs. N.Y. Rangers	L, 4-7
Feb. 21, 2000 vs. Dallas	W, 5-2
Feb. 17, 2003 vs. Boston	W, 5-1
Feb. 16, 2004 at Columbus	L, 2-4
Feb. 19, 2007 vs. Phoenix	W, 4-1
Feb. 16, 2009 vs. Ottawa	L, 0-2
Feb. 18, 2013 at Colorado	L, 5-6

St. Patrick's Day (4-4-(0)-0 Record)

2000 at Phoenix	W, 4-3 (OT)
2001 vs. Phoenix	W, 4-1
2002 vs. Colorado	L, 4-5
2003 vs. Edmonton	L, 3-5
2007 vs. Dallas	W, 3-2
2011 vs. Boston	W, 4-3 (OT)
2012 at Los Angeles	L, 2-4
2013 at Edmonton	L, 2-3

Easter (2-0-(0)-0 Record)

April 11, 2004 vs. Detroit	W, 3-1
(WCO GM3)	
April 24, 2011 vs. Anaheim	W, 4-2
(WCO GM6)	

TEAM HISTORY & RECORDS

ALL-TIME STATISTICS

	NO	PLAYER	GP	G	A	PTS	PIM	PP	SH	GW	GT	S	%	+/-	TF	FW	P%	MIN	H	BS
	11	David Legwand	894	200	326	526	444	31	10	39	1	1818	11.0%	27	11783	5361	45.5%	17:40	319	291
19/10		Martin Erat	723	163	318	481	426	42	2	26	1	1317	12.4%	5	425	163	38.4%	18:44	402	185
	44	Kimmo Timonen	573	79	222	301	348	46	1	10	0	1078	7.3%	-6	9	5	55.6%	22:29	390	462
48/6		Shea Weber	528	108	183	291	417	49	4	17	0	1431	7.5%	42	0	0	0.0%	23:03	191	703
	71	J-P Dumont	388	93	174	267	118	21	1	20	0	712	13.1%	30	27	8	29.6%	15:45	175	72
	26	Steve Sullivan	317	100	163	263	175	37	7	16	0	706	14.2%	34	232	97	41.8%	18:25	121	60
	24	Scott Walker	410	96	151	247	465	27	8	11	2	737	13.0%	-23	1775	831	46.8%	18:13	361	109
	22	Greg Johnson	502	93	145	238	213	9	11	14	1	726	12.8%	-52	9848	5196	52.8%	18:18	102	183
	20	Ryan Suter	542	38	200	238	96	11	1	7	0	826	4.6%	43	2	0	0.0%	22:37	392	635
	19	Jason Arnott	275	107	122	229	177	40	0	17	0	850	12.6%	36	4519	2244	49.7%	18:39	143	76
	7	Cliff Ronning	301	81	145	226	126	25	0	9	2	888	9.1%	-15	2169	1017	46.9%	18:01	38	88
	17	Scott Hartnell	436	93	118	211	544	30	2	19	0	990	9.4%	16	278	114	41.0%	15:10	356	99
	3	Marek Zidicky	307	35	140	175	299	25	0	6	0	492	7.1%	-5	0	0	0.0%	20:09	240	233
	27	Patric Hornqvist	287	84	79	163	145	28	0	17	0	911	9.2%	34	77	34	44.2%	15:13	266	112
	9	Paul Kariya	164	55	106	161	76	19	0	5	0	469	11.7%	0	12	1	8.3%	19:43	34	93
	2	Dan Hamhuis	483	32	129	161	375	8	2	8	0	711	4.5%	3	1	0	0.0%	22:08	678	462
	43	Vitali Yachmenev	338	54	76	130	58	6	5	10	1	497	10.9%	-19	103	32	31.1%	16:38	130	119
	10	Patric Kjellberg	246	49	77	126	56	16	0	7	0	390	12.6%	-29	115	41	35.1%	17:49	114	67
55/4/22		Jordin Tootoo	486	46	79	125	725	3	0	5	0	788	5.8%	-26	91	45	49.5%	10:36	656	73
	25	Denis Arkipov	273	46	65	111	74	13	0	10	2	399	11.5%	-38	3402	1540	45.3%	14:14	69	29
	33	Vladimir Orszagh	239	47	58	105	168	10	2	9	0	389	12.1%	-20	66	17	25.8%	16:53	124	133
	47	Alexander Radulov	154	47	55	102	74	9	0	6	0	300	15.7%	29	1	0	0.0%	14:35	45	59
	29	Joel Ward	230	40	58	98	89	11	3	7	0	424	9.4%	-5	295	133	45.1%	16:19	174	188
	38	Vernon Fiddler	305	45	48	93	190	6	4	7	0	375	12.0%	-12	2434	1272	52.3%	13:15	177	114
	74	Sergei Kostitsyn	198	43	65	108	65	6	2	5	0	232	18.5%	13	18	7	38.9%	16:02	112	67
	33	Colin Wilson	210	46	57	103	49	10	0	11	0	299	15.4%	13	429	209	48.7%	14:54	112	69
	21	Tom Fitzgerald	307	42	46	88	218	0	6	4	0	535	7.9%	-45	1402	722	51.5%	15:09	305	164
42/25		Jerrold Smithson	497	36	50	86	313	1	5	6	0	384	9.4%	-30	4394	2412	54.9%	12:54	757	335
	18	Adam Hall	234	43	42	85	108	24	0	8	1	421	10.2%	-16	835	435	52.1%	15:41	36	49
	12	Mike Fisher	137	39	45	84	70	7	0	8	0	285	13.7%	19	2201	1066	48.4%	19:08	227	152
49/8		Kevin Klein	356	15	64	79	89	1	0	2	0	368	4.1%	-16	0	0	0.0%	18:38	450	630
	25	Sergei Krivokrasov	133	34	40	74	82	13	0	8	3	340	10.0%	-12	1	0	0.0%	14:43	43	12
	15	Drake Berehowsky	219	20	53	73	327	8	0	2	0	275	7.3%	-22	2	1	50.0%	22:02	395	275
	5	Andy Delmore	144	34	38	72	50	25	0	9	0	324	10.5%	-30	0	0	0.0%	18:23	82	36
	71	Sebastien Bordeleau	146	28	40	68	70	1	4	4	1	315	8.9%	-30	2502	1407	56.2%	14:29	130	48
	21	Andreas Johansson	103	32	32	64	48	13	1	1	1	232	13.8%	-6	154	61	39.6%	16:19	0	0
	94	Yanic Perreault	69	22	35	57	30	10	0	2	0	145	15.2%	-3	899	559	62.2%	14:56	14	23
	14	Radek Bonk	145	23	31	54	74	12	0	3	0	240	9.6%	-43	1630	907	55.6%	15:42	97	53
	9	Marcel Goc	124	21	33	54	20	0	1	3	0	229	9.2%	20	1605	821	0.0%	15:14	102	39
	3	Karlis Skarstinis	307	13	41	54	130	1	1	4	1	287	4.5%	-49	0	0	0.0%	20:06	412	408
	13	Nick Spaling	226	27	25	52	56	2	0	7	0	265	10.2%	-24	1968	963	48.9%	14:34	131	101
	24	Matt Halischuk	136	24	27	51	39	0	0	4	0	176	13.6%	15	34	11	32.4%	11:13	80	63
	27	Randy Robitaille	131	20	31	51	22	7	0	1	0	234	8.5%	-24	1009	505	50.0%	13:29	60	27
32/4		Cody Franson	141	14	36	50	46	3	0	5	0	246	5.7%	25	0	0	0.0%	14:44	136	105
	15	Craig Smith	116	18	30	48	50	8	0	1	0	255	7.1%	-20	593	252	42.5%	14:03	83	30
	12	Scott Nichol	209	24	23	47	271	1	4	3	0	233	10.3%	22	1962	1139	58.1%	12:09	292	102
	12	Rob Valicevic	159	26	19	45	49	3	1	9	0	198	13.1%	-9	102	41	40.2%	13:56	197	74
	4	Mark Eaton	286	15	30	45	130	1	0	2	1	246	6.1%	10	0	0	0.0%	18:32	127	252
	23	Bill Houlder	302	8	36	44	150	1	1	3	1	241	3.3%	-16	8	1	12.5%	21:00	175	271
	16	Ville Pelttonen	116	14	28	42	26	3	0	2	0	194	7.2%	-7	3	1	33.3%	14:14	58	24
	15	Rem Murray	92	14	22	36	30	1	2	1	0	139	10.1%	0	889	432	48.6%	16:59	0	0
	57	Gabriel Bourque	77	18	17	35	10	3	1	3	0	109	16.5%	4	8	5	62.5%	14:07	105	42
48/16		Cal O'Reilly	85	11	24	35	10	2	0	1	0	74	14.9%	5	910	419	46.0%	15:01	8	22
	59	Roman Josi	100	10	24	34	22	2	0	1	0	160	6.3%	-6	0	0	0.0%	20:51	64	171
	27	Jason York	141	6	28	34	116	2	0	1	1	187	3.2%	9	1	0	0.0%	20:35	0	0
	51	Francis Bouillon	195	8	24	32	112	1	0	3	0	171	4.7%	-3	0	0	0.0%	18:47	398	212
	19	Andrew Brunette	77	11	20	31	26	7	0	1	0	65	16.9%	-10	8	4	50.0%	13:13	13	10
	39	Marian Cisar	73	13	17	30	57	6	0	1	0	115	11.3%	-12	1	1	100.0%	12:56	65	18
	7	Scottie Upshall	77	11	18	29	52	1	0	4	1	111	9.9%	13	21	8	38.1%	10:08	59	15
	28	Ryan Jones	87	14	14	28	40	4	0	1	0	116	12.1%	4	11	1	9.1%	11:05	126	34
	4	Ville Koistinen	86	7	21	28	32	3	0	3	0	102	6.9%	13	1	0	0.0%	15:52	82	53
37/5		Greg Zanon	230	7	19	26	100	0	0	1	0	138	5.1%	19	0	0	0.0%	18:58	411	611
	15	Petr Tenkrat	58	8	16	24	28	0	1	2	1	82	9.8%	-4	7	2	28.6%	12:00	34	4
	81	Mike Sillinger	31	10	12	22	14	3	0	1	0	80	12.5%	0	542	307	56.6%	18:33	23	13
	7	Jonathon Blum	91	7	15	22	20	1	0	2	0	69	10.1%	-7	0	0	0.0%	16:29	69	151
	23	Martin Gelas	57	9	11	20	20	0	1	1	0	110	8.2%	5	22	11	50.0%	14:06	50	12

TEAM HISTORY & RECORDS

ALL-TIME STATISTICS

NO	PLAYER	GP	G	A	PTS	PIM	PP	SH	GW	GT	S	%	+/-	TF	FW	F%	MIN	H	BS
16	Darcy Hordichuk	172	9	11	20	313	0	0	2	0	92	9.8%	6	1	0	0.0%	5:28	279	10
37	Rich Peverley	73	7	13	20	23	0	0	2	0	94	7.4%	0	307	147	47.9%	10:29	22	15
42	Joel Bouchard	116	5	15	20	83	0	0	0	0	138	3.6%	-21	0	0	0.0%	20:50	197	115
7	Greg de Vries	154	5	15	20	140	0	0	1	0	105	4.8%	-12	0	0	0.0%	17:06	142	174
6	Bob Boughner	141	5	14	19	234	0	0	1	0	91	5.5%	-19	0	0	0.0%	18:00	440	158
20	Jamie Heward	63	6	12	18	44	4	0	1	0	124	4.8%	-24	0	0	0.0%	16:12	80	35
18	Mark Mowers	85	5	13	18	16	0	0	0	0	79	6.3%	-6	577	267	46.3%	10:00	62	14
32	Cale Hulse	225	3	15	18	370	0	0	2	0	245	1.2%	-34	0	0	0.0%	19:23	379	133
28	Jeremy Stevenson	100	10	7	17	225	3	0	0	0	104	9.6%	-3	13	2	15.4%	8:39	38	5
9	Greg Classen	90	7	10	17	48	1	1	0	0	52	13.5%	-6	649	284	43.8%	10:10	93	19
49/4	Ryan Ellis	64	5	12	17	19	4	0	2	0	82	6.1%	3	0	0	0.0%	15:36	52	66
28	Denny Lambert	76	5	11	16	218	1	0	0	0	66	7.6%	-3	1	1	100.0%	10:20	57	17
10	Clarke Wilm	82	5	11	16	36	0	0	0	0	108	4.6%	-11	339	171	50.4%	11:57	0	0
18	Brandon Yip	59	6	9	15	46	0	0	0	0	64	9.4%	-3	28	10	35.7%	11:35	83	16
21	Peter Forsberg	17	2	13	15	16	1	0	1	0	36	5.6%	5	267	127	47.6%	19:36	19	4
23	Blair Atcheynum	53	8	6	14	16	2	0	1	0	70	11.4%	-10	5	2	40.0%	14:54	28	26
41	Richard Lintner	83	4	10	14	44	1	0	0	0	139	2.9%	-4	0	0	0.0%	13:47	92	41
8	Craig Millar	62	3	11	14	34	0	0	1	0	52	5.8%	-5	1	0	0.0%	16:30	60	39
27	John Slaney	46	2	12	14	14	0	0	1	0	84	2.4%	-12	0	0	0.0%	20:39	54	49
63	Josef Vasicek	38	4	9	13	29	0	0	0	0	47	8.5%	1	307	153	49.8%	10:00	23	11
17	Jan Hlavac	18	3	10	13	8	0	0	2	0	29	10.3%	9	0	0	0.0%	16:28	13	4
46	Andrei Kostitsyn	19	4	8	12	10	2	0	2	0	29	13.8%	7	1	0	0.0%	14:55	31	1
5	Blake Geoffrion	42	6	5	11	24	0	0	1	0	36	16.7%	1	240	113	47.1%	9:21	37	14
5	Jan Vopat	61	5	6	11	34	0	0	0	0	49	10.2%	1	0	0	0.0%	18:04	106	76
55	Danny Markov	58	0	11	11	62	0	0	0	0	59	0.0%	9	0	0	0.0%	19:32	74	98
16	Denis Pederson	43	4	6	10	39	0	0	0	1	64	6.3%	2	440	221	50.2%	12:48	0	0
9	Darren Turcotte	49	4	6	10	20	0	0	1	0	86	4.7%	-11	731	321	43.9%	14:38	9	16
26	Bubba Berenzweig	37	3	7	10	14	0	0	1	0	35	8.6%	-4	1	0	0.0%	14:08	27	21
16	Rich Clune	47	4	5	9	113	0	0	1	0	46	8.7%	3	2	0	0.0%	9:24	159	6
19	Bobby Butler	30	3	6	9	4	0	0	0	0	28	10.7%	-2	5	2	40.0%	11:22	7	2
28	Paul Gaustad	37	2	7	9	26	0	0	0	0	48	4.2%	-1	728	432	59.3%	14:34	56	26
55	Shane O'Brien	80	2	7	9	83	0	0	0	0	50	4.0%	1	0	0	0.0%	17:06	164	80
29	Tomas Vokoun	383	0	9	9	111	0	0	0	0	1	0.0%	0	0	0	0.0%	--	0	0
42	Andrew Hutchinson	18	4	4	8	4	2	0	1	0	24	16.7%	1	0	0	0.0%	16:43	0	0
41	Jed Ortmeyer	53	4	4	8	32	0	1	0	0	72	5.6%	-8	12	6	50.0%	12:24	66	23
53/17	Chris Mueller	37	2	6	8	8	0	0	1	0	33	6.1%	-5	301	150	49.8%	9:42	34	17
14	Steve Dubinsky	26	5	2	7	10	0	0	0	0	42	11.9%	-2	271	152	56.1%	15:54	53	22
56	Taylor Beck	16	3	4	7	2	1	0	0	0	39	7.7%	0	9	6	66.7%	16:05	13	11
42	Antti Pihlstrom	54	2	5	7	10	1	0	0	0	89	2.2%	-2	1	0	0.0%	11:23	101	17
64	Victor Bartley	24	0	7	7	6	0	0	0	0	19	0.0%	2	0	0	0.0%	19:32	35	28
35	Pekka Rinne	293	0	7	7	28	0	0	0	0	0	0.0%	0	0	0	0.0%	--	0	0
12	Reid Simpson	52	5	1	6	125	0	0	0	0	24	20.8%	-5	6	3	50.0%	5:25	26	3
38	Jack Hillen	55	2	4	6	20	0	0	0	0	51	3.9%	6	0	0	0.0%	14:03	42	65
44/52	Alexander Sulzer	53	1	5	6	18	0	0	0	0	45	2.2%	-1	0	0	0.0%	15:39	40	57
46	Wyatt Smith	29	4	1	5	2	0	1	0	0	29	13.8%	1	316	171	54.1%	10:57	0	0
38	Dave Scatchard	16	3	2	5	17	0	0	0	0	25	12.0%	3	81	42	51.9%	10:42	18	3
14	Dustin Boyd	18	3	2	5	4	0	0	1	0	32	9.4%	1	105	61	58.1%	12:11	20	8
14	Ramzi Abid	13	1	4	5	13	0	0	0	0	12	8.3%	-3	1	0	0.0%	10:50	14	7
75	Hal Gill	55	0	5	5	20	0	0	0	0	24	0.0%	1	0	0	0.0%	15:20	57	77
2	Dan Kezzmer	40	0	5	5	40	0	0	0	0	33	0.0%	-5	0	0	0.0%	17:18	42	48
27	Jukka Hentunen	10	2	2	4	0	0	0	1	0	12	16.7%	0	0	0	0.0%	12:46	10	2
14	Oleg Petrov	17	2	2	4	2	0	0	0	0	37	5.4%	-4	1	1	100.0%	16:19	0	0
33	J.J. Daigneault	35	2	2	4	38	1	0	1	0	38	5.3%	-4	1	1	100.0%	20:47	46	29
32	Jeff Daniels	9	1	3	4	2	0	0	0	0	8	12.5%	-1	1	0	0.0%	10:56	9	1
19	Jim McKenzie	61	1	3	4	88	0	0	0	0	10	10.0%	-13	3	2	66.7%	6:14	0	0
23	Jamie Allison	67	0	4	4	121	0	0	0	0	22	0.0%	-13	3	2	66.7%	11:33	24	14
3	Wade Belak	92	0	4	4	130	0	0	0	0	27	0.0%	-2	0	0	0.0%	4:46	87	12
7	Jeff Nelson	9	2	1	3	2	0	0	0	0	8	25.0%	-1	138	76	55.1%	16:09	4	8
40	David Gosselin	13	2	1	3	11	0	0	0	0	14	14.3%	-5	0	0	0.0%	8:46	7	1
53/18	Mike Santorelli	32	2	1	3	10	0	0	0	0	47	4.3%	-13	152	69	45.4%	11:14	12	7
15	Kris Beech	5	1	2	3	0	0	0	0	0	6	16.7%	1	81	44	54.3%	14:40	1	2
40	Marek Svatos	9	1	2	3	2	0	0	0	0	17	5.9%	1	0	0	0.0%	11:14	4	3
42	Mikko Lehtonen	15	1	2	3	8	0	0	0	0	14	7.1%	0	0	0	0.0%	14:35	9	19
12	Andreas Thuresson	25	1	2	3	6	0	0	0	0	32	3.1%	-6	12	3	25.0%	10:00	50	6
20	Nathan Perrott	23	1	2	3	79	0	0	1	0	7	14.3%	-1	1	0	0.0%	4:53	26	2

TEAM HISTORY & RECORDS

ALL-TIME STATISTICS

NO	PLAYER	GP	G	A	PTS	PIM	PP	SH	GW	GT	S	%	+/-	TF	FW	F%	MIN	H	BS
41	Brent Gilchrist	41	1	2	3	14	0	0	0	0	41	2.4%	-11	25	8	32.0%	10:45	0	0
17	Patrick Cote	91	1	2	3	312	0	0	0	0	29	3.4%	-14	0	0	0.0%	4:28	47	7
30	Chris Mason	146	1	2	3	8	0	0	0	0	1	100.0%	0	0	0	0.0%	--	0	0
24	Brandon Bochenski	8	1	2	3	0	0	0	0	0	9	11.1%	2	0	0	0.0%	11:56	2	0
19	Brendan Witt	17	0	3	3	68	0	0	0	0	13	0.0%	5	0	0	0.0%	17:29	46	23
42/36	Robert Schnabel	22	0	3	3	34	0	0	0	0	10	0.0%	6	0	0	0.0%	13:48	1	2
23	Zach Boychuk	5	1	1	2	4	0	0	0	0	8	12.5%	1	0	0	0.0%	13:42	3	0
37	Denis Grebeshkov	4	1	1	2	6	0	0	0	0	4	25.0%	0	0	0	0.0%	16:28	5	4
18	Niclas Bergfors	11	1	1	2	2	0	0	1	0	11	9.1%	-2	0	0	0.0%	8:04	0	5
9	Sergei Zholtok	11	1	1	2	0	0	0	0	0	17	5.9%	-2	122	66	54.1%	11:41	0	0
19	Mike Watt	18	1	1	2	8	0	0	1	0	18	5.6%	-2	2	1	50.0%	11:02	22	7
8	Stu Grimson	30	1	1	2	76	0	0	0	0	5	20.0%	0	0	0	0.0%	6:08	23	7
45	Jason Morgan	6	0	2	2	2	0	0	0	0	6	0.0%	0	15	11	73.3%	10:05	0	0
50	Daniel Bang	8	0	2	2	0	0	0	0	0	13	0.0%	-2	0	0	0.0%	12:54	12	0
34	Shane Hnidy	9	0	2	2	10	0	0	0	0	12	0.0%	3	0	0	0.0%	18:10	0	0
4	Jay More	18	0	2	2	18	0	0	0	0	24	0.0%	2	0	0	0.0%	16:30	34	9
23	Brian McGrattan	32	0	2	2	61	0	0	0	0	10	0.0%	-1	0	0	0.0%	5:23	30	3
1	Mike Dunham	217	0	2	2	14	0	0	0	0	0	0.0%	0	0	0	0.0%	--	0	0
46	Kevin Henderson	4	1	0	1	0	0	0	0	0	3	33.3%	-1	0	0	0.0%	14:41	3	1
14	Jon Sim	4	1	0	1	0	0	0	0	0	3	33.3%	0	14	5	35.7%	9:18	0	0
52	Austin Watson	6	1	0	1	0	0	0	0	0	4	25.0%	-2	44	19	43.2%	12:42	2	2
20/41	Simon Gamache	18	1	0	1	0	1	0	0	0	8	12.5%	-9	20	11	55.0%	8:00	2	0
34	Wade Flaherty	1	0	1	1	0	0	0	0	0	0	0.0%	0	0	0	0.0%	--	0	0
6	Stan Neckar	1	0	1	1	0	0	0	0	0	0	0.0%	2	0	0	0.0%	14:59	0	0
8	Doug Friedman	2	0	1	1	14	0	0	0	0	3	0.0%	0	0	0	0.0%	7:00	2	1
72	Joonas Rask	2	0	1	1	0	0	0	0	0	0	0.0%	-1	0	0	0.0%	8:00	0	0
34	Sheldon Brookbank	3	0	1	1	12	0	0	0	0	3	0.0%	0	0	0	0.0%	8:16	2	2
36	Sean Haggerty	3	0	1	1	0	0	0	0	0	2	0.0%	1	0	0	0.0%	8:35	4	1
9	Filip Forsberg	5	0	1	1	0	0	0	0	0	14	0.0%	-5	1	0	0.0%	15:28	3	0
20	Todd Warriner	6	0	1	1	4	0	0	0	0	6	0.0%	-1	5	3	60.0%	11:15	0	0
36	Niklas Andersson	7	0	1	1	0	0	0	0	0	7	0.0%	0	0	0	0.0%	12:50	1	0
28/5	Tomas Kloucek	8	0	1	1	12	0	0	0	0	1	0.0%	4	0	0	0.0%	10:53	0	0
74	Nick Tarnasky	11	0	1	1	17	0	0	0	0	6	0.0%	1	0	0	0.0%	5:38	15	6
13	Jere Karalahti	15	0	1	1	12	0	0	0	0	8	0.0%	-1	0	0	0.0%	18:45	54	13
4	Vitaly Vishnevski	15	0	1	1	10	0	0	0	0	6	0.0%	1	0	0	0.0%	10:02	27	10
22	Scott Hannan	29	0	1	1	20	0	0	0	0	20	0.0%	-11	0	0	0.0%	19:29	29	47
39	Anders Lindback	38	0	1	1	0	0	0	0	0	0	0.0%	0	0	0	0.0%	--	0	0
39	Dan Ellis	110	0	1	1	6	0	0	0	0	0	0.0%	0	0	0	0.0%	--	0	0
31	Mark Dekanich	1	0	0	0	0	0	0	0	0	0	0.0%	0	0	0	0.0%	--	0	0
40	Mike Farrell	1	0	0	0	0	0	0	0	0	0	0.0%	0	0	0	0.0%	5:08	0	0
28	Patrick Leahy	1	0	0	0	0	0	0	0	0	0	0.0%	0	0	0	0.0%	5:46	0	0
49	Michael Leighton	1	0	0	0	0	0	0	0	0	0	0.0%	0	0	0	0.0%	--	0	0
36	Peter Olvecky	1	0	0	0	0	0	0	0	0	0	0.0%	0	0	0	0.0%	7:53	0	0
47	Libor Pivko	1	0	0	0	0	0	0	0	0	2	0.0%	0	0	0	0.0%	6:50	0	0
12	Yves Sarault	1	0	0	0	0	0	0	0	0	0	0.0%	0	0	0	0.0%	5:15	0	0
21	Zack Stortini	1	0	0	0	7	0	0	0	0	1	0.0%	0	0	0	0.0%	4:53	1	0
65	Ryan Thang	1	0	0	0	0	0	0	0	0	1	0.0%	0	0	0	0.0%	8:32	0	0
27	Pascal Trepanier	1	0	0	0	0	0	0	0	0	1	0.0%	0	0	0	0.0%	9:55	0	0
28	Steve Begin	2	0	0	0	4	0	0	0	0	2	0.0%	-2	0	0	0.0%	9:48	5	0
32	Mathieu Darche	2	0	0	0	0	0	0	0	0	1	0.0%	-1	0	0	0.0%	6:39	0	0
42	Mattias Ekholm	3	0	0	0	0	0	0	0	0	1	0.0%	-2	0	0	0.0%	13:38	0	3
31	Brian Finley	2	0	0	0	0	0	0	0	0	0	0.0%	0	0	0	0.0%	--	0	0
49	Rory Fitzpatrick	2	0	0	0	2	0	0	0	0	0	0.0%	-2	0	0	0.0%	9:47	1	0
54	Darren Haydar	2	0	0	0	0	0	0	0	0	1	0.0%	-1	0	0	0.0%	8:54	0	0
47	Matt Henderson	2	0	0	0	2	0	0	0	0	0	0.0%	-1	0	0	0.0%	6:23	4	0
15	Josh Langfeld	2	0	0	0	0	0	0	0	0	5	0.0%	0	0	0	0.0%	9:47	2	0
15	Matthew Lombardi	2	0	0	0	0	0	0	0	0	6	0.0%	-1	29	16	55.2%	14:49	0	0
20	John Namestnikov	2	0	0	0	2	0	0	0	0	3	0.0%	0	0	0	0.0%	15:48	0	0
39	Domenic Pittis	2	0	0	0	2	0	0	0	0	1	0.0%	0	6	1	16.7%	4:59	0	0
16	Timofei Shishkanov	2	0	0	0	0	0	0	0	0	0	0.0%	-1	0	0	0.0%	6:31	0	0
50	Petr Sykora	2	0	0	0	0	0	0	0	0	2	0.0%	-1	11	5	45.5%	8:19	0	0
2	Rob Zettler	2	0	0	0	2	0	0	0	0	0	0.0%	-2	0	0	0.0%	16:16	5	1
21	Triston Grant	3	0	0	0	9	0	0	0	0	2	0.0%	-1	0	0	0.0%	7:14	5	1
14	Brett Hauer	3	0	0	0	6	0	0	0	0	2	0.0%	-3	0	0	0.0%	10:29	3	1
12	Brad Smyth	3	0	0	0	6	0	0	0	0	5	0.0%	-1	0	0	0.0%	9:54	1	0

TEAM HISTORY & RECORDS

ALL-TIME STATISTICS

NO	PLAYER	GP	G	A	PTS	PIM	PP	SH	GW	GT	S	%	+/-	TF	FW	F%	MIN	H	BS
14	Rich Brennan	4	0	0	0	2	0	0	0	0	0	0.0%	0	0	0	0.0%	14:31	8	3
26	Philip Crowe	4	0	0	0	10	0	0	0	0	1	0.0%	0	0	0	0.0%	4:06	5	0
58	Linus Klasen	4	0	0	0	0	0	0	0	0	4	0.0%	-3	0	0	0.0%	12:53	1	1
28	Cameron Mann	4	0	0	0	0	0	0	0	0	5	0.0%	-2	0	0	0.0%	5:53	0	0
48	Jonas Andersson	5	0	0	0	2	0	0	0	0	4	0.0%	-2	0	0	0.0%	9:06	5	0
28	Kyle Wilson	5	0	0	0	0	0	0	0	0	2	0.0%	-1	2	1	50.0%	8:08	7	1
24	Ben Guite	6	0	0	0	4	0	0	0	0	5	0.0%	-3	34	15	44.1%	8:29	14	4
35	Jan Lasak	6	0	0	0	2	0	0	0	0	0	0.0%	0	0	0	0.0%	--	0	0
42	Pavel Skrbek	8	0	0	0	6	0	0	0	0	2	0.0%	-1	0	0	0.0%	11:12	4	7
26	Wade Brookbank	9	0	0	0	38	0	0	0	0	1	0.0%	-4	0	0	0.0%	3:28	0	0
35	Eric Fichaud	9	0	0	0	0	0	0	0	0	0	0.0%	0	0	0	0.0%	--	0	0
38	Alexandre Boikov	10	0	0	0	15	0	0	0	0	4	0.0%	-1	0	0	0.0%	6:45	24	3
5	Brad Bombardir	13	0	0	0	4	0	0	0	0	9	0.0%	1	0	0	0.0%	19:02	0	0
32/4/2	Teemu Laakso	17	0	0	0	10	0	0	0	0	9	0.0%	-3	0	0	0.0%	10:44	14	12
74	Brantt Myhres	20	0	0	0	28	0	0	0	0	1	0.0%	-5	0	0	0.0%	3:48	8	0
33/16	Marc Moro	27	0	0	0	75	0	0	0	0	11	0.0%	-5	0	0	0.0%	9:49	59	7

NO	GOALIE	GP	MIN	GAA	W	L	T	OT	SO	GA	SA	SV%	G	A	PIM
29	Tomas Vokoun	383	21788	2.53	161	159	35	11	21	922	10579	.913	0	9	111
35	Pekka Rinne	293	16739	2.36	153	88	--	34	30	659	8183	.920	0	7	28
1	Mike Dunham	217	12495	2.72	81	104	24	0	8	567	6274	.910	0	2	14
30	Chris Mason	146	7600	2.67	59	50	1	12	12	339	3777	.910	1	2	8
39	Dan Ellis	110	5908	2.64	49	42	--	8	10	260	2958	.912	0	1	6
39	Anders Lindback	38	1923	2.52	16	13	0	0	2	81	940	.914	0	1	0
35	Eric Fichaud	9	447	3.22	0	6	0	0	0	24	229	.895	0	0	0
35	Jan Lasak	6	267	4.04	0	4	0	0	0	18	143	.874	0	0	2
34	Wade Flaherty	1	51	4.70	0	1	0	0	0	4	27	.852	0	1	0
31	Brian Finley	2	107	5.60	0	1	0	0	0	10	54	.815	0	0	0
31	Mark Dekanich	1	50	3.60	0	0	--	0	0	3	25	.880	0	0	0
49	Michael Leighton	1	20	6.00	0	0	--	0	0	2	10	.800	0	0	0



TEAM HISTORY & RECORDS

PERSONNEL & ALL-STARS

ALL-STAR GAME REPRESENTATIVES

YEAR	SITE	PLAYER	TEAM	G	A	PTS	PIM
1999	Tampa Bay	Sergei Krivokrasov	World	0	0	0	0
*2000	Toronto	Kimmo Timonen	World	-	-	-	-
2004	Minnesota	Kimmo Timonen	West	0	0	0	0
**2007	Dallas	Kimmo Timonen	West	0	0	0	0
2008	Atlanta	Jason Arnott	West	0	1	1	0
2009	Montreal	Shea Weber	West	0	0	0	0
2011	Carolina	Shea Weber	Lidstrom	0	4	4	0
2012	Ottawa	Ryan Suter	Chara	0	1	1	0
	Ottawa	Shea Weber	Alfredsson	0	0	0	0

GOALIES

YEAR	SITE	PLAYER	TEAM	W-L	MIN	GA	SA
2004	Minnesota	Tomas Vokoun	West	L	20	4	12

* Timonen did not play in the 2000 NHL All-Star Game due to injury.

** Head coach Barry Trotz served as assistant coach for the Western Conference All-Stars.

YOUNGSTARS GAME REPRESENTATIVES

YEAR	SITE	PLAYER	TEAM	G	A	PTS	PIM
2002	Los Angeles	Scott Hartnell	Melrose	0	1	1	0
		David Legwand	Melrose	2	2	4	0
2003	Florida	Adam Hall	West	1	1	2	0
2004	Minnesota	Dan Hamhuis	West	0	0	0	0
2007	Dallas	Alexander Radulov	West	1	0	1	0
		Shea Weber	West	0	2	2	0
2012	Ottawa	Craig Smith	Alfredsson	-	-	-	-

GOALIES

YEAR	SITE	PLAYER	TEAM	W-L	MIN	GA	SA
2009	Montreal	Pekka Rinne	Rookies	W	18	5	24



TEAM HISTORY & RECORDS

PERSONNEL HISTORY

Chief Executive Officers

Jeff Cogen August 10, 2010 -

Presidents

Jack Diller July 1, 1997 - June 30, 2005
 Ed Lang December 11, 2007 - August 10, 2010
 David Poile December 11, 2007 -
 Sean Henry August 10, 2010 -

General Managers

David Poile July 9, 1997 -

Assistant General Managers

Ray Shero November 30, 1998 - May 25, 2006
 Paul Fenton June 5, 2006 -

Head Coaches

Barry Trotz August 6, 1997 -

Assistant/Associate Coaches

Paul Gardner August 6, 1997 - April 15, 2003
 Brent Peterson (assistant) June 19, 1998 - June 19, 2003
 (associate) June 19, 2003 - June 26, 2011
 Peter Horachek (assistant) June 19, 2003 - June 15, 2011
 (associate) June 15, 2011 - May 21, 2013

Lane Lambert

Phil Housley

June 9, 2011 -

May 21, 2013 -

Captains

Tom Fitzgerald July 6, 1998 - March 13, 2002
 Greg Johnson October 8, 2002 - June 30, 2006
 Scott Walker January 12, 2003 - January 27, 2003
 Kimmo Timonen October 3, 2006 - June 18, 2007
 Jason Arnott September 12, 2007 - June 19, 2010
 Shea Weber July 8, 2010 -

TEAM HISTORY & RECORDS

AWARD WINNERS



NHL Foundation Award

Recognizes an NHL player who applies the core values of hockey - commitment, perseverance and teamwork - to enrich the lives of people in his community.

2012 Mike Fisher

Bill Masterton Memorial Trophy

Given to the player who best exemplifies the qualities of perseverance, sportsmanship and dedication to hockey.

2009 Steve Sullivan

Lester Patrick Award

For outstanding service to hockey in the U.S.

2001 David Poile

NHL Player of the Week

12/27/99-1/2/00 Tomas Vokoun

NHL Defensive Player of the Week

11/24/03-11/30/03 Tomas Vokoun

11/28/05-12/4/05 Tomas Vokoun

3/13/06-3/19/06 Tomas Vokoun

NHL Offensive Player of the Week

12/22/03-12/28/03 Scott Walker

2/16/04-2/22/04 Steve Sullivan

10/10/05-10/16/05 Steve Sullivan

NHL Rookie of the Month

February, 2009 Pekka Rinne

NHL Three Stars of the Month

January, 2008 J-P Dumont 2nd Star

October, 2008 Shea Weber 3rd Star

January, 2011 Pekka Rinne 3rd Star

March, 2011 Pekka Rinne 3rd Star

January, 2012 Pekka Rinne 3rd Star

NHL Three Stars of the Week

12/11/06-12/17/06 Chris Mason 2nd Star

1/15/07-1/21/07 David Legwand 1st Star

10/3/07-10/7/07 Chris Mason 3rd Star

11/12/07-11/18/07 Martin Erat 3rd Star

12/17/07-12/23/07 Jason Arnott 3rd Star

3/24/08-3/30/08 Dan Ellis 2nd Star

11/10/08-11/16/08 Dan Ellis 3rd Star

12/1-12/7/08 Pekka Rinne 1st Star

10/26-11/1/09 Pekka Rinne 2nd Star

12/14-12/20/09 Patric Hornqvist 3rd Star

3/8-3/14/10 Pekka Rinne 3rd Star

3/15-3/21/10 Pekka Rinne 1st Star

12/12-12/18/11 Pekka Rinne 2nd Star

1/23-1/29/12 Pekka Rinne 2nd Star

3/12-3/18/12 Martin Erat 3rd Star

Sporting News NHL Executive of the Year

2006-07 David Poile

Sporting News NHL Coach of the Year

2006-07 Barry Trotz

NHL All-Star Teams

First Team 2011 Shea Weber

2012 Shea Weber

Second Team 2011 Pekka Rinne

NHL Award Finalists

NHL General Manager of the Year

2010 David Poile

2011 David Poile

2012 David Poile

Jack Adams Award

Presented to the head coach who has contributed the most to his team's success.

2010 Barry Trotz

2011 Barry Trotz

Vezina Trophy

Awarded to the goalkeeper adjudged to be the best at his position.

2011 Pekka Rinne

2012 Pekka Rinne

Norris Trophy

Awarded to the defensive player who demonstrates throughout the season the greatest all-around ability in the position.

2011 Shea Weber

2012 Shea Weber

TEAM HISTORY & RECORDS

OLYMPIANS

PREDATORS ORGANIZATION OLYMPIC REPRESENTATIVES

YEAR	SITE	PLAYER	COUNTRY	RESULT	GP	G	A	PTS	PIM
2002	Salt Lake City	Richard Lintner	Slovakia	13th	4	1	1	2	0
2002	Salt Lake City	Oliver Setzinger	Austria	12th	4	1	0	1	2
2002	Salt Lake City	Karlis Skrastins	Latvia	Ninth	1	0	0	0	0
2002	Salt Lake City	Kimmo Timonen	Finland	Sixth	4	0	1	1	2
2006	Torino	Martin Erat	Czech Republic	Bronze	8	1	1	2	4
2006	Torino	Jukka Hentunen	Finland	Silver	8	0	0	0	2
2006	Torino	Danny Markov	Russia	Fourth	8	0	2	2	4
2006	Torino	Alexander Sulzer	Germany	10th	5	0	1	1	2
2006	Torino	Kimmo Timonen	Finland	Silver	8	1	4	5	2
2006	Torino	Marek Zidlicky	Czech Republic	Bronze	7	4	1	5	16
2010	Vancouver	Martin Erat	Czech Republic	Seventh	5	0	1	1	2
2010	Vancouver	Marcel Goc	Germany	11th	4	2	1	3	0
2010	Vancouver	Patric Hornqvist	Sweden	Fifth	4	1	0	1	4
2010	Vancouver	Alexander Radulov	Russia	Sixth	4	1	1	2	4
2010	Vancouver	Alexander Sulzer	Germany	11th	4	0	0	0	4
2010	Vancouver	Ryan Suter	United States	Silver	6	0	4	4	2
2010	Vancouver	Shea Weber	Canada	Gold	7	2	4	6	2

** Predators General Manager David Poile served as Associate General Manager for Team USA at the 2010 Olympics.

GOALIES

YEAR	SITE	PLAYER	COUNTRY	RESULT	GP	MIN	REC	GA	SA	GAA	SV%
2002	Salt Lake City	Jan Lasak	Slovakia	13th	2	94	--	6	38	3.81	.864
2002	Salt Lake City	Mike Dunham	United States	Silver	1	60	--	0	23	0.00	1.000
2006	Torino	Tomas Vokoun	Czech Republic	Bronze	7	342	3-4	14	136	2.46	.897



TEAM HISTORY & RECORDS

ALL-TIME LEADERBOARD

CAREER	SINGLE SEASON	
GAMES PLAYED	GAMES PLAYED	
David Legwand	894	38 tied with 82
Martin Erat	723	
Kimmo Timonen	573	
Ryan Suter	542	
Shea Weber	528	

GOALS	GOALS	
David Legwand	200	Jason Arnott 2008-09 33
Martin Erat	163	Paul Kariya 2005-06 31
Shea Weber	108	Steve Sullivan 2005-06 31
Jason Arnott	107	Patric Hornqvist 2009-10 30
Steve Sullivan	100	J-P Dumont 2007-08 29

ASSISTS	ASSISTS	
David Legwand	326	Paul Kariya 2005-06 54
Martin Erat	318	Paul Kariya 2006-07 52
Kimmo Timonen	222	J-P Dumont 2008-09 49
Ryan Suter	200	J-P Dumont 2006-07 45
Shea Weber	183	Jason Arnott 2007-08 44

POINTS	POINTS	
David Legwand	526	Paul Kariya 2005-06 85
Martin Erat	481	Paul Kariya 2006-07 76
Kimmo Timonen	301	J-P Dumont 2007-08 72
Shea Weber	291	Jason Arnott 2007-08 72
J-P Dumont	267	Steve Sullivan 2005-06 68
Shea Weber	263	

PENALTY MINUTES	PENALTY MINUTES	
Jordin Tootoo	725	Patrick Cote 1998-99 242
Scott Hartnell	544	Denny Lambert 1998-99 218
Scott Walker	465	Darcy Hordichuk 2005-06 163
David Legwand	444	Drake Berehowsky 1998-99 140
Martin Erat	426	Bob Boughner 1998-99 137
		Jordin Tootoo 2003-04 137

GOALTENDING

CAREER	SINGLE SEASON	
GAMES PLAYED	GAMES PLAYED	
Tomas Vokoun	383	Pekka Rinne 2011-12 73
Pekka Rinne	293	Tomas Vokoun 2003-04 73
Mike Dunham	217	Tomas Vokoun 2002-03 69
Chris Mason	146	Pekka Rinne 2010-11 64
Dan Ellis	110	Tomas Vokoun 2005-06 61

MINUTES	MINUTES	
Tomas Vokoun	21788	Tomas Vokoun 2003-04 4221
Pekka Rinne	16739	Pekka Rinne 2011-12 4169
Mike Dunham	12495	Tomas Vokoun 2002-03 3974
Chris Mason	7599	Pekka Rinne 2010-11 3789
Dan Ellis	5908	Tomas Vokoun 2005-06 3601

SHUTOUTS	SHUTOUTS	
Pekka Rinne	30	Pekka Rinne 2009-10 7
Tomas Vokoun	21	Pekka Rinne 2008-09 7
Chris Mason	12	Pekka Rinne 2010-11 6
Dan Ellis	10	Dan Ellis 2007-08 6
Mike Dunham	8	Four tied 5

GAA (min 52 GP)	GAA (min 26 GP)	
Pekka Rinne	2.36	Pekka Rinne 2010-11 2.12
Tomas Vokoun	2.54	Tomas Vokoun 2002-03 2.20
Dan Ellis	2.64	Mike Dunham 2000-01 2.28
Chris Mason	2.68	Dan Ellis 2007-08 2.34
Mike Dunham	2.72	Pekka Rinne 2008-09 2.38
		Chris Mason 2006-07 2.38

SAVE % (min 52 GP)	SAVE % (min 26 GP)	
Pekka Rinne	.920	Pekka Rinne 2010-11 .930
Tomas Vokoun	.913	Chris Mason 2006-07 .925
Dan Ellis	.912	Dan Ellis 2007-08 .924
Mike Dunham	.910	Pekka Rinne 2011-12 .923
Chris Mason	.910	Mike Dunham 2000-01 .923

WINS	WINS	
Tomas Vokoun	161	Pekka Rinne 2011-12 43
Pekka Rinne	153	Tomas Vokoun 2005-06 36
Mike Dunham	81	Tomas Vokoun 2003-04 34
Chris Mason	59	Pekka Rinne 2010-11 33
Dan Ellis	49	Pekka Rinne 2009-10 32

TIES	TIES	
Tomas Vokoun	35	Tomas Vokoun 2002-03 11
Mike Dunham	24	Tomas Vokoun 2003-04 10
Chris Mason	1	Mike Dunham 2001-02 9
		Mike Dunham 1999-00 6
		Tomas Vokoun 2000-01 5



TEAM HISTORY & RECORDS

SEASON LEADERS

Season	Goals	Assists	Points	PIM	
1998-99	Sergei Krivokrasov	25 Cliff Ronning	35 Cliff Ronning	53 Patrick Cote	242
1999-00	Cliff Ronning	26 Cliff Ronning	36 Cliff Ronning	62 Bob Boughner	97
2000-01	Scott Walker	25 Cliff Ronning	43 Cliff Ronning	62 Cale Hulse	128
2001-02	Denis Arkipov	20 Cliff Ronning	31 Cliff Ronning	49 Cale Hulse	121
2002-03	Andreas Johansson	20 Kimmo Timonen	34 David Legwand	48 Cale Hulse	121
2003-04	Scott Walker	25 Scott Walker	42 Scott Walker	67 Jordin Tootoo	137
2005-06	Kariya/Sullivan	31 Paul Kariya	54 Paul Kariya	85 Darcy Hordichuk	163
2006-07	Arnott/Legwand	27 Paul Kariya	52 Paul Kariya	76 Jordin Tootoo	116
2007-08	J-P Dumont	29 Jason Arnott	44 Dumont/Arnott	72 Jordin Tootoo	100
2008-09	Jason Arnott	33 J-P Dumont	49 J-P Dumont	65 Jordin Tootoo	124
2009-10	Patric Hornqvist	30 Steve Sullivan	34 Hornqvist/Sullivan	51 Wade Belak	58
2010-11	Sergei Kostitsyn	23 Ryan Suter	35 Kostitsyn/Erat	50 Shane O'Brien	83
2011-12	Patric Hornqvist	27 Erat/Suter	39 Martin Erat	58 Jordin Tootoo	92
2012-13	David Legwand	12 Shea Weber	19 Shea Weber	28 Rich Clune	113
Season	PPG	SHG	GWG	Shots	
1998-99	Sergei Krivokrasov	10 Greg Johnson	3 Sergei Krivokrasov	6 Cliff Ronning	239
1999-00	Patric Kjellberg	9 Tom Fitzgerald	3 Three tied with	3 Cliff Ronning	248
2000-01	Scott Walker	9 Scott Walker	3 Four tied with	4 Cliff Ronning	237
2001-02	Andy Delmore	11 Vitali Yachmenev	2 Denis Arkipov	6 Andy Delmore	175
2002-03	Andy Delmore	14 Legwand/Skrastins	1 Andy Delmore	6 Scott Hartnell	221
2003-04	Walker/Zidlicky	9 Greg Johnson	4 David Legwand	5 Kimmo Timonen	180
2005-06	Paul Kariya	14 Johnson/Sullivan	4 Scott Hartnell	8 Paul Kariya	245
2006-07	Jason Arnott	12 Steve Sullivan	3 David Legwand	7 Paul Kariya	224
2007-08	Jason Arnott	13 Nichol/Smithson	2 J-P Dumont	8 Jason Arnott	248
2008-09	Shea Weber	10 David Legwand	3 Jason Arnott	5 Shea Weber	251
2009-10	Patric Hornqvist	10 Jerred Smithson	2 Patric Hornqvist	8 Patric Hornqvist	275
2010-11	Martin Erat	7 David Legwand	2 Patric Hornqvist	5 Patric Hornqvist	265
2011-12	Shea Weber	10 Shea Weber	2 Mike Fisher	7 Hornqvist/Weber	230
2012-13	Patric Hornqvist	4 Gabriel Bourque	1 Three tied	2 Shea Weber	124
Season	Shooting %	Points (defenseman)	Plus-minus rating	Average time on ice	
1998-99	Andrew Brunette	16.9 Jamie Heward	18 Rob Valicevic	+4 Joel Bouchard	22:34
1999-00	Patric Kjellberg	17.8 Kimmo Timonen	33 Vitali Yachmenev	+5 Drake Berehowsky	22:40
2000-01	Scott Walker	15.7 Kimmo Timonen	25 Mark Eaton	+7 Kimmo Timonen	23:11
2001-02	Denis Arkipov	16.9 Kimmo Timonen	42 Scott Hartnell	+5 Kimmo Timonen	24:12
2002-03	Andreas Johansson	16.1 Kimmo Timonen	40 Jason York	+13 Kimmo Timonen	22:24
2003-04	Scott Walker	15.9 Marek Zidlicky	53 Mark Eaton	+16 Kimmo Timonen	23:52
2005-06	Steve Sullivan	16.1 Kimmo Timonen	50 Scottie Upshall	+14 Dan Hamhuis	22:33
2006-07	Alexander Radulov	18.8 Kimmo Timonen	55 David Legwand	+23 Kimmo Timonen	21:50
2007-08	J-P Dumont	15.1 Marek Zidlicky	43 Jason Arnott	+19 Dan Hamhuis	22:43
2008-09	Jason Arnott	16.8 Shea Weber	53 Greg Zanon	+8 Ryan Suter	24:15
2009-10	Jerred Smithson	16.7 Shea Weber	43 Patric Hornqvist	+18 Ryan Suter	23:58
2010-11	Sergei Kostitsyn	24.7 Shea Weber	48 Ryan Suter	+20 Shea Weber	25:19
2011-12	Martin Erat	17.8 Shea Weber	49 Shea Weber	+21 Ryan Suter	26:30
2012-13	Colin Wilson	26.9 Shea Weber	28 Bourque/Fisher	+6 Shea Weber	25:55
Season	Hits	Blocked Shots			
1998-99	Bob Boughner	233 Drake Berehowsky	109		
1999-00	Bob Boughner	207 Berehowsky/Skrastins	110		
2000-01	Cale Hulse	232 Karlis Skrastins	160		
2001-02	Karlis Skrastins	161 Karlis Skrastins	137		
2005-06	Darcy Hordichuk	150 Mark Eaton	170		
2006-07	Shea Weber	165 Greg Zanon	189		
2007-08	Dan Hamhuis	162 Greg Zanon	176		
2008-09	Shea Weber	192 Greg Zanon	237		
2009-10	Shea Weber	165 Kevin Klein	147		
2010-11	Shea Weber	211 Kevin Klein	173		
2011-12	Shea Weber	177 Kevin Klein	151		
2012-13	Rich Clune	159 Shea Weber	90		
Season	GAA (min. 26 games)	Wins	Save % (min. 26 games)		
1998-99	Tomas Vokoun	2.95 Mike Dunham	16 Dunham/Vokoun	.908	
1999-00	Tomas Vokoun	2.78 Mike Dunham	19 Mike Dunham	.908	
2000-01	Mike Dunham	2.28 Mike Dunham	21 Mike Dunham	.923	
2001-02	Mike Dunham	2.61 Mike Dunham	23 Mike Dunham	.906	
2002-03	Tomas Vokoun	2.20 Tomas Vokoun	25 Tomas Vokoun	.918	
2003-04	Tomas Vokoun	2.53 Tomas Vokoun	34 Tomas Vokoun	.909	
2005-06	Tomas Vokoun	2.67 Tomas Vokoun	36 Tomas Vokoun	.919	
2006-07	Chris Mason	2.38 Tomas Vokoun	27 Chris Mason	.925	
2007-08	Dan Ellis	2.34 Dan Ellis	23 Dan Ellis	.924	
2008-09	Pekka Rinne	2.38 Pekka Rinne	29 Pekka Rinne	.917	
2009-10	Pekka Rinne	2.53 Pekka Rinne	32 Pekka Rinne	.911	
2010-11	Pekka Rinne	2.12 Pekka Rinne	33 Pekka Rinne	.930	
2011-12	Pekka Rinne	2.39 Pekka Rinne	43 Pekka Rinne	.923	
2012-13	Pekka Rinne	2.43 Pekka Rinne	15 Pekka Rinne	.910	

*Hits and blocked shots not kept during the 2002-03 and 2003-04 seasons

TEAM HISTORY & RECORDS

MULTI-POINT/MULTI-GOAL GAMES

PREDATORS ALL-TIME MULTIPLE-POINT GAMES

PLAYER	2PT	3PT	4PT	5PT	TOTAL
Martin Erat	87	20	3	0	110
David Legwand	88	18	2	0	108
Steve Sullivan	42	17	3	0	62
Kimmo Timonen	55	4	1	0	60
J-P Dumont	42	12	2	1	57
Shea Weber	46	6	1	0	53

SINGLE-SEASON LEADERS

2PT	3PT
Paul Kariya (2005-06)	19
Steve Sullivan (2005-06)	16
Martin Erat (2011-12)	15
Jason Arnott (2007-08)	15
Paul Kariya (2006-07)	15
J-P Dumont (2007-08)	14
4PT	TOTAL
Steve Sullivan (2003-04)	2
27 tied with	1
5PT	TOTAL
Dan Hamhuis (2003-04)	1
Marek Zidlicky (2003-04)	1
J-P Dumont (2009-10)	1
Steve Sullivan (2006-07)	6
Patric Hornqvist (2009-10)	5
Paul Kariya (2006-07)	5
Paul Kariya (2005-06)	5
David Legwand (2006-07)	5
Scott Walker (2003-04)	5
Marek Zidlicky (2005-06)	5
Paul Kariya (2005-06)	25
Paul Kariya (2006-07)	21
Steve Sullivan (2005-06)	20
J-P Dumont (2007-08)	18
Martin Erat (2011-12)	17
Jason Arnott (2007-08)	17
Steve Sullivan (2006-07)	17

PREDATORS ALL-TIME MULTIPLE-GOAL GAMES

PLAYER	2G	3G	TOTAL
David Legwand	22	2	24
Jason Arnott	14	2	16
Scott Walker	11	2	13
Patric Hornqvist	12	0	12
Steve Sullivan	9	4	12
Martin Erat	9	2	11

SINGLE-SEASON LEADERS

2G	3G	TOTAL
Patric Hornqvist (2009-10)	5	21 tied with
Jason Arnott (2008-09)	5	1
Jason Arnott (2006-07)	5	Jason Arnott (2008-09)
Scott Hartnell (2006-07)	5	Paul Kariya (2005-06)
Paul Kariya (2005-06)	5	Patric Hornqvist (2009-10)
Eight tied with	4	Jason Arnott (2006-07)
		Scott Hartnell (2006-07)
		David Legwand (2006-07)
		Steve Sullivan (2005-06)

TEAM HISTORY & RECORDS

1998-99 FINAL SCORING

RESULTS

GM#	Date	OPP	Score	Result	GF	GA
1	Oct. 10	FLA	0-1	L	0	1
2	Oct. 13	CAR	3-2	W	3	3
3	Oct. 17	@OTT	1-3	L	4	6
4	Oct. 19	@TOR	2-2 (OT)	T	6	8
5	Oct. 21	@DET	2-5	L	8	13
6	Oct. 23	CGY	3-4	L	11	17
7	Oct. 24	@CHI	4-5	L	15	22
8	Oct. 27	VAN	5-4	W	20	26
9	Oct. 31	COL	3-2	W	23	28
10	Nov. 4	@EDM	2-3	L	25	31
11	Nov. 6	@CGY	2-1	W	27	32
12	Nov. 7	@VAN	3-5	L	30	37
13	Nov. 10	@S.J.	4-2	W	34	39
14	Nov. 12	@L.A.	3-1	W	37	40
15	Nov. 14	@STL	1-5	L	38	45
16	Nov. 17	CHI	1-2	L	39	47
17	Nov. 19	STL	3-2	W	42	49
18	Nov. 21	NYI	3-6	L	45	55
19	Nov. 24	@STL	0-4	L	45	59
20	Nov. 25	CGY	4-3	W	49	62
21	Nov. 27	ANA	3-1	W	52	63
22	Nov. 29	@N.Y.R.	1-5	L	53	68
23	Dec. 1	OTT	1-3	L	54	71
24	Dec. 5	BUF	1-3	L	55	74
25	Dec. 8	EDM	3-3 (OT)	T	58	77
26	Dec. 10	S.J.	2-1	W	60	78
27	Dec. 12	MTL	2-2 (OT)	T	62	80
28	Dec. 16	@ANA	1-6	L	63	86
29	Dec. 17	@S.J.	1-3	L	64	89
30	Dec. 19	@VAN	6-4	W	70	93
31	Dec. 23	DET	5-3	W	75	96
32	Dec. 26	WSH	3-1	W	78	97
33	Dec. 28	@DAL	0-1	L	78	98
34	Dec. 30	BOS	2-5	L	80	103
35	Jan. 1	STL	5-6	L	85	109
36	Jan. 2	@CAR	1-4	L	86	113
37	Jan. 4	ANA	2-1	W	88	114
38	Jan. 7	S.J.	3-4	L	91	118
39	Jan. 9	CHI	3-3 (OT)	T	94	121
40	Jan. 11	@PHI	0-8	L	94	129
41	Jan. 14	@DET	1-2 (OT)	L	95	131
42	Jan. 15	PHX	2-0	W	97	131
43	Jan. 18	@BOS	1-8	L	98	139
44	Jan. 19	VAN	4-1	W	102	140
45	Jan. 21	T.B.	2-3	L	104	143
46	Jan. 26	DET	1-4	L	105	147
47	Jan. 28	@BUF	4-2	W	109	149
48	Jan. 30	@N.J.	3-2 (OT)	W	112	151
49	Jan. 31	PHX	1-5	L	113	156
50	Feb. 4	@CGY	2-2 (OT)	T	115	158
51	Feb. 5	@EDM	2-4	L	117	162
52	Feb. 9	DET	2-5	L	119	167
53	Feb. 12	@NYI	2-1	W	121	168
54	Feb. 13	PIT	2-3	L	123	171
55	Feb. 15	NYR	4-7	L	127	178
56	Feb. 19	COL	4-4 (OT)	T	131	182
57	Feb. 20	@STL	4-3	W	135	185
58	Feb. 23	DAL	3-4	L	138	189
59	Feb. 24	@DAL	2-1	W	140	190
60	Feb. 27	@COL	1-3	L	141	193
61	Mar. 2	STL	1-5	L	142	198
62	Mar. 4	@L.A.	4-3	W	146	201
63	Mar. 5	@ANA	2-3	L	148	204
64	Mar. 7	@PHX	3-4	L	151	208
65	Mar. 10	@CHI	2-5	L	153	213
66	Mar. 12	CHI	5-3	W	158	216
67	Mar. 14	EDM	3-1	W	161	217
68	Mar. 16	CGY	2-4	L	163	221
69	Mar. 18	@MTL	2-3	L	165	224
70	Mar. 20	@PIT	1-1 (OT)	T	166	225
71	Mar. 24	@T.B.	3-0	W	169	225
72	Mar. 26	@FLA	1-4	L	170	229
73	Mar. 28	DAL	0-3	L	170	232
74	Mar. 30	@WSH	3-2	W	173	234
75	Apr. 1	PHI	1-2	L	174	236
76	Apr. 3	L.A.	3-2	W	177	238
77	Apr. 7	@COL	1-4	L	178	242
78	Apr. 9	@PHX	4-3	W	182	245
79	Apr. 12	L.A.	3-4	L	185	249
80	Apr. 14	@DET	2-4	L	187	253
81	Apr. 15	@CHI	2-4	L	189	257
82	Apr. 17	N.J.	1-4	L	190	261

Record: 28-47-7

General Manager: David Poile

Head Coach: Barry Trotz

Assistant Coaches: Paul Gardner & Brent Peterson

Captain: Tom Fitzgerald

PLAYER		GP	G	A	PTS	PIM
Cliff Ronning	PHX	7	2	5	7	2
	NSH	72	18	35	53	40
	Total	79	20	40	60	42
Greg Johnson		68	16	34	50	24
Sergei Krivokrasov		70	25	23	48	42
Sebastien Bordeleau		72	16	24	40	26
Scott Walker		71	15	25	40	103
Tom Fitzgerald		80	13	19	32	48
Patric Kjellberg		71	11	20	31	24
Andrew Brunette		77	11	20	31	26
Jamie Heward		63	6	12	18	44
Vitali Yachmenev		55	7	10	17	10
Drake Berehowsky		74	2	15	17	140
Denny Lambert		76	5	11	16	218
Joel Bouchard		64	4	11	15	60
Blair Atcheynum	NSH	53	8	6	14	16
John Slaney		46	2	12	14	14
Bob Boughner		79	3	10	13	137
Kimmo Timonen		50	4	8	12	30
Jan Vopat		55	5	6	11	28
Ville Peltonen		14	5	5	10	2
Darren Turcotte		40	4	5	9	16
Robert Valicevic		19	4	2	6	2
Mark Mowers		30	0	6	6	4
J.J. Daigneault	NSH	35	2	2	4	38
Jeff Daniels		9	1	3	4	2
Jeff Nelson		9	2	1	3	2
Patrick Cote		70	1	2	3	242
Jay More		18	0	2	2	18
Doug Friedman		2	0	1	1	14
Karlis Skrastins		2	0	1	1	0
Tomas Vokoun		37	0	1	1	6
Dan Keczer	DAL	22	0	1	1	22
	NSH	16	0	0	0	12
	Total	38	0	1	1	34
David Legwand		1	0	0	0	0
Matt Henderson		2	0	0	0	2
Petr Sykora		2	0	0	0	0
Rob Zettler		2	0	0	0	2
Chris Mason		3	0	0	0	0
Brad Smyth		3	0	0	0	6
Greg de Vries	NSH	6	0	0	0	4
Eric Fichaud		9	0	0	0	0
Mike Dunham		44	0	0	0	4

GOALTENDING

	GPI	MINS	AVG	W	L	T	SO	GA	SA	SV%	G	A	PIM
Tomas Vokoun	37	1954	2.95	12	18	4	1	96	1041	.908	0	1	6
Mike Dunham	44	2472	3.08	16	23	3	1	127	1387	.908	0	0	4
Eric Fichaud	9	447	3.22	0	6	0	0	24	229	.895	0	0	0
Chris Mason	3	69	5.22	0	0	0	0	6	44	.864	0	0	0
NSH TOTALS	82	4964	3.15	28	47	7	2	261	2709	.904	0	1	10

TEAM HISTORY & RECORDS

1999-00 FINAL SCORING

Record: 28-40-7-7

General Manager: David Poile

Head Coach: Barry Trotz

Assistant Coaches: Paul Gardner & Brent Peterson

Captain: Tom Fitzgerald

PLAYER	GP	G	A	PTS	PIM	
Cliff Ronning	82	26	36	62	34	
Patric Kjellberg	82	23	23	46	14	
Greg Johnson	82	11	33	44	40	
Kimmo Timonen	51	8	25	33	26	
Vitali Yachmenev	68	16	16	32	12	
Drake Berehowsky	79	12	20	32	87	
David Legwand	71	13	15	28	30	
Scott Walker	69	7	21	28	90	
Ville Peltonen	79	6	22	28	22	
Sergei Krivokrasov	NSH	63	9	17	26	40
Robert Valicevic	80	14	11	25	21	
Randy Robitaille	69	11	14	25	10	
Sebastien Bordeleau	60	10	13	23	30	
Tom Fitzgerald	82	13	9	22	66	
Bill Houlder	T.B	14	1	2	3	2
	NSH	57	2	12	14	24
Total	71	3	14	17	26	
Craig Millar	57	3	11	14	28	
Karlis Skrastins	59	5	6	11	20	
Mark Mowers	41	4	5	9	10	
Bob Boughner	NSH	62	2	4	6	97
Richard Lintner	33	1	5	6	22	
Joel Bouchard	NSH	52	1	4	5	23
Dan Kecmer	24	0	5	5	28	
David Gosselin	10	2	1	3	6	
Niklas Andersson	NSH	7	0	1	1	0
Darren Turcotte	9	0	1	1	4	
Tomas Vokoun	33	0	1	1	8	
Bubba Berenzweig	2	0	0	0	0	
Alexandre Boikov	2	0	0	0	2	
John Namestnikov	2	0	0	0	2	
Marian Cisar	3	0	0	0	4	
Phil Crowe	4	0	0	0	10	
Jan Vopat	6	0	0	0	6	
Marc Moro	8	0	0	0	40	
Patrick Cote	21	0	0	0	70	
Mike Dunham	52	0	0	0	6	

GOALTENDING

	GPI	MIN	AVG	W	L	T	SO	GA	SA	SV%	G	A	PIM
Tomas Vokoun	33	1879	2.78	9	20	1	1	87	908	.904	0	1	8
Mike Dunham	52	3077	2.85	19	27	6	0	146	1584	.908	0	0	6
NSH TOTALS	82	4986	2.89	28	47	7	1	240	2499	.904	0	1	14

RESULTS

GM#	Date	OPP	Score	Result	GF	GA
1	Oct. 2	LA	0-2	L	0	2
2	Oct. 5	COL	2-3	L	2	5
3	Oct. 10	@CHI	3-3 (OT)	T	5	8
4	Oct. 11	@TOR	4-2	W	9	10
5	Oct. 14	S.J	1-5	L	10	15
6	Oct. 16	DAL	3-2	W	13	17
7	Oct. 20	@BUF	4-3	W	17	20
8	Oct. 23	EDM	4-3	W	21	23
9	Oct. 28	@S.J	2-3	L	23	26
10	Oct. 30	@VAN	1-4	L	24	30
11	Oct. 31	@EDM	2-4	L	26	34
12	Nov. 3	@CGY	4-5 (OT)	OTL	30	39
13	Nov. 5	CHI	1-3	L	31	42
14	Nov. 10	@CHI	4-2	W	35	44
15	Nov. 11	@OTT	2-1	W	37	45
16	Nov. 13	@PIT	2-6	L	39	51
17	Nov. 18	MTL	6-1	W	45	52
18	Nov. 20	VAN	1-3	L	46	55
19	Nov. 22	@STL	2-3 (OT)	OTL	48	58
20	Nov. 24	BOS	2-5	L	50	63
21	Nov. 26	@WSH	0-1	L	50	64
22	Nov. 27	ANA	3-4	L	53	68
23	Nov. 30	PHX	3-6	L	56	74
24	Dec. 2	@STL	1-3	L	57	77
25	Dec. 4	DET	4-1	W	61	78
26	Dec. 6	@ATL	4-3 (OT)	W	65	81
27	Dec. 8	@DET	3-6	L	68	87
28	Dec. 10	STL	2-4	L	70	91
29	Dec. 11	FLA	2-4	L	72	95
30	Dec. 14	@TB	4-4 (OT)	T	76	99
31	Dec. 15	@FLA	2-3	L	78	102
32	Dec. 18	COL	2-2 (OT)	T	80	104
33	Dec. 19	@PHI	1-1 (OT)	T	81	105
34	Dec. 21	@BOS	3-1	W	84	106
35	Dec. 23	STL	2-2 (OT)	T	86	108
36	Dec. 26	@STL	3-2	W	89	110
37	Dec. 28	CAR	3-2	W	92	112
38	Dec. 30	ATL	6-0	W	98	112
39	Jan. 1	S.J	3-2	W	101	114
40	Jan. 5	@DAL	1-3	L	102	117
41	Jan. 6	@DET	2-5	L	104	122
42	Jan. 8	CHI	6-3	W	110	125
43	Jan. 11	@COL	2-4	L	112	129
44	Jan. 13	VAN	3-4 (OT)	OTL	115	133
45	Jan. 15	PIT	4-2	W	119	135
46	Jan. 18	PHX	4-4 (OT)	T	123	139
47	Jan. 21	@CGY	4-5 (OT)	OTL	127	144
48	Jan. 23	@VAN	2-1	W	129	145
49	Jan. 24	@EDM	3-2 (OT)	W	132	147
50	Jan. 27	LA	2-6	L	134	153
51	Jan. 29	CGY	3-1	W	137	154
52	Jan. 31	@NYR	1-5	L	138	159
53	Feb. 2	@NYI	6-4	W	144	163
54	Feb. 3	@N.J	1-4	L	145	167
55	Feb. 10	BUF	1-2 (OT)	OTL	146	169
56	Feb. 12	WSH	2-4	L	148	173
57	Feb. 15	EDM	1-2	L	149	175
58	Feb. 16	@DAL	0-3	L	149	178
59	Feb. 18	STL	1-2	L	150	180
60	Feb. 21	DAL	5-2	W	155	182
61	Feb. 23	@CHI	4-2	W	159	184
62	Feb. 26	T.B	2-3	L	161	187
63	Feb. 29	N.J	1-2	L	162	189
64	Mar. 2	@S.J	3-4	L	165	193
65	Mar. 4	@LA	2-3 (OT)	OTL	167	196
66	Mar. 5	@ANA	0-1	L	167	197
67	Mar. 7	CHI	3-1	W	170	198
68	Mar. 10	DET	1-3	L	171	201
69	Mar. 12	EDM	4-3	W	175	204
70	Mar. 14	@DET	2-3 (OT)	OTL	177	207
71	Mar. 16	@COL	2-2 (OT)	T	179	209
72	Mar. 17	@PHX	4-3 (OT)	W	183	212
73	Mar. 19	@LA	2-1 (OT)	W	185	213
74	Mar. 21	PHI	0-2	L	185	215
75	Mar. 23	DET	3-6	L	188	221
76	Mar. 25	CGY	1-2	L	189	223
77	Mar. 28	NYI	3-2	W	192	225
78	Mar. 29	@CAR	1-3	L	193	228
79	Mar. 31	VAN	2-1	W	195	229
80	Apr. 3	@ANA	1-3	L	196	232
81	Apr. 5	@PHX	2-3	L	198	235
82	Apr. 7	ANA	1-5	L	199	240

TEAM HISTORY & RECORDS

2000-01 FINAL SCORING

RESULTS

GM#	Date	OPP	Score	Result	GF	GA
1	Oct. 7	@PIT	3-1	W	3	1
2	Oct. 8	PIT	1-3	L	4	4
3	Oct. 13	WSH	3-1	W	7	5
4	Oct. 14	CAR	2-1	W	9	6
5	Oct. 17	L.A.	1-1 (OT)	T	10	7
6	Oct. 19	@DET	2-1 (OT)	W	12	8
7	Oct. 21	S.J.	3-5	L	15	13
8	Oct. 24	VAN	4-4 (OT)	T	19	17
9	Oct. 25	@COL	1-2 (OT)	OTL	20	19
10	Oct. 27	FLA	3-3 (OT)	T	23	22
11	Oct. 31	STL	2-4	L	25	26
12	Nov. 2	@PHI	3-1	W	28	27
13	Nov. 4	ANA	3-3 (OT)	T	31	30
14	Nov. 7	@NYI	1-2	L	32	32
15	Nov. 8	@N.J.	4-3	W	36	35
16	Nov. 11	@BOS	2-2 (OT)	T	38	37
17	Nov. 15	@ATL	0-1	L	38	38
18	Nov. 16	CBJ	1-5	L	39	43
19	Nov. 18	DET	3-2	W	42	45
20	Nov. 20	@DET	3-6	L	45	51
21	Nov. 22	DAL	0-1	L	45	52
22	Nov. 24	STL	0-4	L	45	56
23	Nov. 26	@CAR	7-4	W	52	60
24	Nov. 28	CGY	6-1	W	58	61
25	Nov. 30	@CHI	3-0	W	61	61
26	Dec. 1	CHI	1-2	L	62	63
27	Dec. 4	@VAN	3-6	L	65	69
28	Dec. 6	@EDM	0-4	L	65	73
29	Dec. 7	@CGY	0-3	L	65	76
30	Dec. 10	@MIN	2-1	W	67	77
31	Dec. 12	PHI	2-2 (OT)	T	69	79
32	Dec. 14	EDM	2-6	L	71	85
33	Dec. 16	CHI	0-3	L	71	88
34	Dec. 20	@TOR	3-1	W	74	89
35	Dec. 21	@MTL	2-4	L	76	93
36	Dec. 23	@NYR	3-2 (OT)	W	79	95
37	Dec. 26	COL	5-2	W	84	97
38	Dec. 28	ANA	2-2 (OT)	T	86	99
39	Dec. 29	@COL	1-3	L	87	102
40	Jan. 1	VAN	2-5	L	89	107
41	Jan. 4	@STL	4-2	W	93	109
42	Jan. 6	BUF	0-2	L	93	111
43	Jan. 8	@VAN	1-2	L	94	113
44	Jan. 10	@EDM	5-2	W	99	115
45	Jan. 11	@CGY	1-2	L	100	117
46	Jan. 13	@S.J.	5-3	W	105	120
47	Jan. 16	EDM	1-2	L	106	122
48	Jan. 17	@DAL	3-4 (OT)	OTL	109	126
49	Jan. 19	BOS	1-0 (OT)	W	110	126
50	Jan. 21	STL	3-1	W	113	127
51	Jan. 23	ATL	4-3	W	117	130
52	Jan. 24	@DET	3-4	L	120	134
53	Jan. 27	COL	1-5	L	121	139
54	Jan. 29	@PHX	5-2	W	126	141
55	Jan. 31	@ANA	3-0	W	129	141
56	Feb. 1	@L.A.	6-4	W	135	145
57	Feb. 8	CBJ	3-1	W	138	146
58	Feb. 10	@CBJ	2-3	L	140	149
59	Feb. 13	DAL	1-2	L	141	151
60	Feb. 16	S.J.	0-2	L	141	153
61	Feb. 18	T.B.	3-2	W	144	155
62	Feb. 20	DET	3-3 (OT)	T	147	158
63	Feb. 21	@WSH	1-2	L	148	160
64	Feb. 24	MIN	2-1	W	150	161
65	Feb. 27	L.A.	1-2	L	151	163
66	Mar. 1	CBJ	2-5	L	153	168
67	Mar. 4	NYR	5-2	W	158	170
68	Mar. 6	@PHX	1-5	L	159	175
69	Mar. 8	@L.A.	1-4	L	160	179
70	Mar. 10	@S.J.	3-0	W	163	179
71	Mar. 11	@ANA	0-1 (OT)	OTL	163	180
72	Mar. 15	@CHI	2-3	L	165	183
73	Mar. 17	PHX	4-1	W	169	184
74	Mar. 19	@CBJ	2-1	W	171	185
75	Mar. 21	@MIN	0-0 (OT)	T	171	185
76	Mar. 22	@CHI	2-1 (OT)	W	173	186
77	Mar. 24	OTT	0-4	L	173	190
78	Mar. 29	PHX	4-3 (OT)	W	177	193
79	Mar. 31	MIN	4-1	W	181	194
80	Apr. 4	@DAL	1-5	L	182	199
81	Apr. 5	CGY	4-0	W	186	199
82	Apr. 7	@STL	0-1	L	186	200

Record: 34-36-9-3

General Manager: David Poile

Head Coach: Barry Trotz

Assistant Coaches: Paul Gardner & Brent Peterson

Captain: Tom Fitzgerald

PLAYER		GP	G	A	PTS	PIM
Cliff Ronning		80	19	43	62	28
Scott Walker		74	25	29	54	66
Patric Kjellberg		81	14	31	45	12
David Legwand		81	13	28	41	38
Vitali Yachmenev		78	15	19	34	10
Greg Johnson		82	15	17	32	46
Marian Cisar		60	12	15	27	45
Randy Robitaille		62	9	17	26	12
Kimmo Timonen		82	12	13	25	50
Drake Berehowsky	NSH	66	6	18	24	100
Tom Fitzgerald		82	9	9	18	71
Bill Houlder		81	4	12	16	40
Scott Hartnell		75	2	14	16	48
Robert Valicevic		60	8	6	14	26
Denis Arkipov		40	6	7	13	4
Karlis Skrastins		82	1	11	12	30
Mark Eaton		38	3	8	11	14
Richard Lintner		50	3	5	8	22
Cale Hulse		82	1	7	8	128
Greg Classen		27	2	4	6	14
Sebastien Bordeleau	NSH	14	2	3	5	14
Ville Peltonen		23	3	1	4	2
Mike Watt		18	1	1	2	8
Jeremy Stevenson		8	1	0	1	39
Sean Haggerty		3	0	1	1	0
Chris Mason		1	0	0	0	0
Rory Fitzpatrick		2	0	0	0	2
Bubba Berenzweig		5	0	0	0	0
Craig Millar	NSH	5	0	0	0	6
Pavel Skrbek		5	0	0	0	4
Marc Moro		6	0	0	0	12
Alexandre Boikov		8	0	0	0	13
Brantt Myhrnes	NSH	20	0	0	0	28
Tomas Vokoun		37	0	0	0	2
Mike Dunham		48	0	0	0	2

GOALTENDING

	GPI	MINS	AVG	W	L	T	SO	GA	SA	SV%	G	A	PIM
Tomas Vokoun	37	2088	2.44	13	17	5	2	85	940	.910	0	0	2
Mike Dunham	48	2810	2.28	21	21	4	4	107	1381	.923	0	0	2
Chris Mason	1	59	2.03	0	1	0	0	2	20	.900	0	0	0
NSH TOTALS	82	4984	2.41	34	39	9	6	200	2347	.915	0	0	4

TEAM HISTORY & RECORDS

2001-02 FINAL SCORING

Record: 28-41-13-0

General Manager: David Poile

Head Coach: Barry Trotz

Assistant Coaches: Paul Gardner & Brent Peterson

Captain: Tom Fitzgerald (until 3/13/02)

PLAYER		GP	G	A	PTS	PIM
Cliff Ronning	NSH	67	18	31	49	24
Greg Johnson		82	18	26	44	38
Denis Arkhipov		82	20	22	42	16
Kimmo Timonen		82	13	29	42	28
Scott Hartnell		75	14	27	41	111
Andy Delmore		73	16	22	38	22
Vladimir Orszagh		79	15	21	36	56
Martin Erat		80	9	24	33	32
David Legwand		63	11	19	30	54
Vitali Yachmenev		75	11	16	27	14
Petr Tenkrat	ANA	9	0	0	0	6
	NSH	58	8	16	24	28
	Total	67	8	16	24	34
Karlis Skrastins		82	4	13	17	36
Tom Fitzgerald	NSH	63	7	9	16	33
Greg Classen		55	5	6	11	30
Bubba Berenzweig		26	3	7	10	14
Scott Walker		28	4	5	9	18
Jukka Hentunen	CGY	28	2	3	5	4
	NSH	10	2	2	4	0
	Total	38	4	5	9	4
Steve Dubinsky	CHI	3	1	0	1	4
	NSH	26	5	2	7	10
	Total	29	6	2	8	14
Mark Eaton		58	3	5	8	24
Bill Houlder		82	0	8	8	40
Reid Simpson	MTL	25	1	1	2	63
	NSH	26	5	0	5	69
	Total	51	6	1	7	132
Patric Kjellberg	NSH	12	1	3	4	6
Marian Cisar		10	1	2	3	8
Mark Mowers		14	1	2	3	2
Nathan Perrott		22	1	2	3	74
Stu Grimson		30	1	1	2	76
Jere Karalahti	L.A	30	0	1	1	29
	NSH	15	0	1	1	12
	Total	45	0	2	2	41
Mike Dunham		58	0	2	2	2
Cale Hulse		63	0	2	2	121
Adam Hall		1	0	1	1	0
Yves Sarault		1	0	0	0	0
Robert Schnabel		1	0	0	0	0
Pavel Skrbek		3	0	0	0	2
David Gosselin		3	0	0	0	5
Brett Hauer		3	0	0	0	6
Jan Lasak		3	0	0	0	2
Rich Brennan		4	0	0	0	2
Jeremy Stevenson		4	0	0	0	9
Jonas Andersson		5	0	0	0	2
Marc Moro	NSH	13	0	0	0	23
Tomas Vokoun		29	0	0	0	2

GOALTENDING

	GPI	MINS	AVG	W	L	T	SO	GA	SA	SV%	G	A	PIM
Mike Dunham	58	3316	2.61	23	24	9	3	144	1525	.906	0	2	2
Tomas Vokoun	29	1471	2.69	5	14	4	2	66	678	.903	0	0	2
Jan Lasak	3	177	4.41	0	3	0	0	13	104	.875	0	0	2
NSH TOTALS	82	4995	2.76	28	41	13	5	230	2314	.901	0	2	6

RESULTS

GM#	Date	OPP	Score	Result	GF	GA
1	Oct. 5	@DAL	1-4	L	1	4
2	Oct. 6	STL	2-2 (OT)	T	3	6
3	Oct. 11	CGY	1-0	W	4	6
4	Oct. 13	EDM	3-4	L	7	10
5	Oct. 16	@BUF	3-3 (OT)	T	10	13
6	Oct. 18	CHI	3-5	L	13	18
7	Oct. 20	BOS	1-2	L	14	20
8	Oct. 22	@EDM	4-2	W	18	22
9	Oct. 23	@VAN	2-4	L	20	26
10	Oct. 25	@CGY	5-4 (OT)	W	25	30
11	Oct. 27	DET	0-1	L	25	31
12	Oct. 30	MIN	2-4	L	27	35
13	Oct. 31	@MIN	6-4	W	33	39
14	Nov. 2	@DAL	0-3	L	33	42
15	Nov. 3	DAL	4-1	W	37	43
16	Nov. 8	@MTL	1-3	L	38	46
17	Nov. 10	@OTT	2-3	L	40	49
18	Nov. 13	BUF	4-1	W	44	50
19	Nov. 16	@ATL	4-4 (OT)	T	48	54
20	Nov. 17	CBJ	3-2	W	51	56
21	Nov. 20	@DET	3-6	L	54	62
22	Nov. 21	CHI	4-3	W	58	65
23	Nov. 23	PIT	5-0	W	63	65
24	Nov. 27	@S.J	2-3	L	65	68
25	Nov. 29	@PHX	0-1	L	65	69
26	Dec. 1	@LA	2-4	L	67	73
27	Dec. 2	@ANA	2-4	L	69	77
28	Dec. 6	OTT	4-2	W	73	79
29	Dec. 8	EDM	2-2 (OT)	T	75	81
30	Dec. 11	L.A	1-1 (OT)	T	76	82
31	Dec. 12	@N.Y	4-2	W	80	84
32	Dec. 15	CHI	5-2	W	85	86
33	Dec. 20	VAN	6-2	W	91	88
34	Dec. 23	S.J	1-1 (OT)	T	92	89
35	Dec. 26	T.B	0-1	L	92	90
36	Dec. 29	DET	3-2 (OT)	W	95	92
37	Dec. 30	@STL	2-7	L	97	99
38	Jan. 1	COL	4-4 (OT)	T	101	103
39	Jan. 3	@N.J	4-3	W	105	106
40	Jan. 4	@MIN	1-2	L	106	108
41	Jan. 6	@CBJ	3-4	L	109	112
42	Jan. 8	@TOR	3-4	L	112	116
43	Jan. 10	MIN	2-2 (OT)	T	114	118
44	Jan. 12	ANA	2-1	W	116	119
45	Jan. 14	@ANA	3-5	L	119	124
46	Jan. 15	@LA	0-2	L	119	126
47	Jan. 17	TOR	3-2 (OT)	W	122	128
48	Jan. 19	CBJ	2-1	W	124	129
49	Jan. 21	PHX	0-1	L	124	130
50	Jan. 23	@CAR	2-2 (OT)	T	126	132
51	Jan. 24	@PHI	3-2 (OT)	W	129	134
52	Jan. 26	ANA	1-3	L	130	137
53	Jan. 28	@VAN	1-5	L	131	142
54	Jan. 30	@COL	5-2	W	136	144
55	Feb. 6	DAL	2-1	W	138	145
56	Feb. 8	WSH	3-3 (OT)	T	141	148
57	Feb. 9	@CBJ	1-0 (OT)	W	142	148
58	Feb. 12	FLA	1-0	W	143	148
59	Feb. 26	S.J	1-5	L	144	153
60	Feb. 28	@EDM	3-2	W	147	155
61	Mar. 2	@CGY	2-5	L	149	160
62	Mar. 5	@S.J	2-0	W	151	160
63	Mar. 7	L.A	2-3	L	153	163
64	Mar. 9	@FLA	2-2 (OT)	T	155	165
65	Mar. 10	@T.B	1-5	L	156	170
66	Mar. 12	VAN	0-5	L	156	175
67	Mar. 15	PHX	2-3	L	158	178
68	Mar. 17	COL	4-5	L	162	183
69	Mar. 19	@STL	1-5	L	163	188
70	Mar. 21	N.J	3-4	L	166	192
71	Mar. 23	MTL	5-1	W	171	193
72	Mar. 25	DET	3-3 (OT)	T	174	196
73	Mar. 27	@CHI	1-4	L	175	200
74	Mar. 28	@DET	3-3 (OT)	T	178	203
75	Mar. 30	STL	2-4	L	180	207
76	Apr. 1	@COL	1-5	L	181	212
77	Apr. 3	@CHI	3-1	W	184	213
78	Apr. 4	@CBJ	1-2	L	185	215
79	Apr. 6	CGY	3-1	W	188	216
80	Apr. 9	@STL	2-3	L	190	219
81	Apr. 11	NYI	2-5	L	192	224
82	Apr. 14	@PHX	4-6	L	196	230

TEAM HISTORY & RECORDS

2002-03 FINAL SCORING

RESULTS

GM#	Date	OPP	Score	Result	GF	GA
1	Oct. 11	@WSH	4-5	L	4	5
2	Oct. 12	EDM	2-3	L	6	8
3	Oct. 15	@NYI	3-4 (OT)	OTL	9	12
4	Oct. 18	@N.J.	2-3 (OT)	OTL	11	15
5	Oct. 19	@NYR	2-2 (OT)	T	13	17
6	Oct. 22	PHX	1-2	L	14	19
7	Oct. 24	S.J.	1-2	L	15	21
8	Oct. 26	DET	3-1	W	18	22
9	Oct. 30	@STL	0-7	L	18	29
10	Nov. 2	@LA	5-6 (OT)	OTL	23	35
11	Nov. 3	@PHX	1-2 (OT)	OTL	24	37
12	Nov. 6	@ANA	1-2	L	25	39
13	Nov. 7	@S.J.	2-2 (OT)	T	27	41
14	Nov. 10	@COL	4-3	W	31	44
15	Nov. 12	@DET	1-4	L	32	48
16	Nov. 14	COL	1-3	L	33	51
17	Nov. 16	CBJ	1-1 (OT)	T	34	52
18	Nov. 17	@CHI	2-4	L	36	56
19	Nov. 21	@COL	1-1 (OT)	T	37	57
20	Nov. 23	@MIN	2-4	L	39	61
21	Nov. 27	S.J.	4-2	W	43	63
22	Nov. 29	N.J.	1-2	L	44	65
23	Nov. 30	DAL	5-2	W	49	67
24	Dec. 3	CAR	1-2	L	50	69
25	Dec. 5	@LA	3-2	W	53	71
26	Dec. 7	@S.J.	4-2	W	57	73
27	Dec. 8	@ANA	0-3	L	57	76
28	Dec. 10	LA	0-3	L	57	79
29	Dec. 12	STL	2-2 (OT)	T	59	81
30	Dec. 14	MIN	3-1	W	62	82
31	Dec. 17	CGY	0-3	L	62	85
32	Dec. 19	VAN	1-3	L	63	88
33	Dec. 21	@T.B.	2-2 (OT)	T	65	90
34	Dec. 23	@FLA	3-2 (OT)	W	68	92
35	Dec. 26	DAL	3-1	W	71	93
36	Dec. 28	DET	2-4	L	73	97
37	Dec. 30	OTT	3-2	W	76	99
38	Jan. 1	COL	3-7	L	79	106
39	Jan. 4	CHI	3-3 (OT)	T	82	109
40	Jan. 6	@CBJ	5-1	W	87	110
41	Jan. 7	STL	2-1 (OT)	W	89	111
42	Jan. 11	PHX	4-3 (OT)	W	93	114
43	Jan. 12	@CHI	0-2	L	93	116
44	Jan. 14	@VAN	3-4	L	96	120
45	Jan. 16	@CGY	2-2 (OT)	T	98	122
46	Jan. 18	@EDM	3-2 (OT)	W	101	124
47	Jan. 21	VAN	3-2	W	104	126
48	Jan. 23	NYR	2-4	L	106	130
49	Jan. 25	T.B.	3-2	W	109	132
50	Jan. 27	@BUF	5-1	W	114	133
51	Jan. 28	@BOS	1-2	L	115	135
52	Jan. 30	@CBJ	1-2	L	116	137
53	Feb. 4	DET	5-5 (OT)	T	121	142
54	Feb. 8	CBJ	3-2	W	124	144
55	Feb. 11	LA	2-3	L	126	147
56	Feb. 13	NYI	2-0	W	128	147
57	Feb. 15	ANA	2-1	W	130	148
58	Feb. 17	BOS	5-1	W	135	149
59	Feb. 20	CGY	4-1	W	139	150
60	Feb. 22	@OTT	0-4	L	139	154
61	Feb. 23	@TOR	5-2	W	144	156
62	Feb. 25	CBJ	5-0	W	149	156
63	Feb. 27	PIT	6-0	W	155	156
64	Mar. 1	CHI	5-4 (OT)	W	160	160
65	Mar. 4	@STL	1-2 (OT)	OTL	161	162
66	Mar. 6	MIN	2-2 (OT)	T	163	164
67	Mar. 7	@DAL	2-1	W	165	165
68	Mar. 10	MTL	1-3	L	166	168
69	Mar. 12	@PIT	2-2 (OT)	T	168	170
70	Mar. 14	@MIN	1-3	L	169	173
71	Mar. 15	STL	0-1	L	169	174
72	Mar. 17	EDM	3-5	L	172	179
73	Mar. 20	@VAN	3-7	L	175	186
74	Mar. 22	@CGY	1-1 (OT)	T	176	187
75	Mar. 23	@EDM	2-3 (OT)	OTL	178	190
76	Mar. 25	PHI	1-1 (OT)	T	179	191
77	Mar. 27	@CHI	1-4	L	180	195
78	Mar. 29	ATL	2-3	L	182	198
79	Mar. 31	@DET	0-3	L	182	201
80	Apr. 1	ANA	1-2 (OT)	OTL	183	203
81	Apr. 4	@PHX	0-1	L	183	204
82	Apr. 6	@DAL	0-2	L	183	206

Record: 27-35-13-7

General Manager: David Poile

Head Coach: Barry Trotz

Assistant Coaches: Paul Gardner & Brent Peterson

Captains: Greg Johnson, Scott Walker (1/12-17/03)

PLAYER		GP	G	A	PTS	PIM
David Legwand		64	17	31	48	34
Kimmo Timonen		72	6	34	40	46
Andreas Johansson		56	20	17	37	22
Denis Arkhipov		79	11	24	35	32
Andy Delmore		71	18	16	34	28
Scott Hartnell		82	12	22	34	101
Scott Walker		60	15	18	33	58
Vladimir Orszagh		78	16	16	32	33
Rem Murray	NYR	32	6	6	12	4
	NSH	53	6	13	19	18
Total		85	12	19	31	22
Adam Hall		79	16	12	28	31
Oleg Petrov	MTL	53	7	16	23	16
	NSH	17	2	2	4	2
Total		70	9	18	27	18
Vitali Yachmenev		62	5	15	20	12
Jason York		74	4	15	19	52
Greg Johnson		38	8	9	17	22
Todd Warriner	VAN	30	4	6	10	22
	PHI	13	2	3	5	6
	NSH	6	0	1	1	4
Total		49	6	10	16	32
Clarke Wilm		82	5	11	16	36
Karlis Skrastins		82	3	10	13	44
Denis Pederson		43	4	6	10	39
Mark Eaton		50	2	7	9	22
Cale Hulse		80	2	6	8	121
Martin Erat		27	1	7	8	14
Vernon Fiddler		19	4	2	6	14
Bill Houlder		82	2	4	6	46
Brent Gilchrist		41	1	2	3	14
Jon Sim	NSH	4	1	0	1	0
Scottie Upshall		8	1	0	1	0
Wyatt Smith		11	1	0	1	0
Wade Flaherty		1	0	1	1	0
Reid Simpson		26	0	1	1	56
Tomas Vokoun		69	0	1	1	28
Brian Finley		1	0	0	0	0
Nathan Perrott	NSH	1	0	0	0	5
Robert Schnabel		1	0	0	0	0
Pascal Trepanier	NSH	1	0	0	0	0
Darren Haydar		2	0	0	0	0
Domenic Pittis		2	0	0	0	2
Tomas Kloucek		3	0	0	0	2
Jan Lasak		3	0	0	0	0
Bubba Berenzweig	NSH	4	0	0	0	0
Francis Bouillon	NSH	4	0	0	0	2
Cameron Mann		4	0	0	0	0
Greg Classen		8	0	0	0	4
Mike Dunham	NSH	15	0	0	0	0

GOALTENDING

	GPI	MINS	AVG	W	L	T	SO	GA	SA	SV%	G	A	PIM
Tomas Vokoun	69	3974	2.20	25	31	11	3	146	1771	.918	0	1	28
Mike Dunham	NSH	15	819	3.15	2	9	2	0	43	.397	.892	0	0
Jan Lasak		3	90	3.33	0	1	0	0	5	.39	.872	0	0
Brian Finley		1	47	3.83	0	0	0	0	3	.13	.769	0	0
Wade Flaherty		1	51	4.71	0	1	0	0	4	.27	.852	0	1
NSH TOTALS		82	5015	2.46	27	42	13	3	206	.2252	.909	0	2

TEAM HISTORY & RECORDS

2003-04 FINAL SCORING

Record: 38-29-11-4

General Manager: David Poile

Head Coach: Barry Trotz

Associate Coach: Brent Peterson

Assistant Coach: Peter Horachek

Captain: Greg Johnson

PLAYER		GP	G	A	PTS	PIM
Steve Sullivan	CHI	56	15	28	43	36
	NSH	24	9	21	30	12
	Total	80	24	49	73	48
Scott Walker		75	25	42	67	94
Marek Zidlicky		82	14	39	53	82
Martin Erat		76	16	33	49	38
David Legwand		82	18	29	47	46
Kimmo Timonen		77	12	32	44	52
Vladimir Orszagh		82	16	21	37	74
Scott Hartnell		59	18	15	33	87
Greg Johnson		82	14	18	32	33
Sergei Zholtok	MIN	59	13	16	29	19
	NSH	11	1	1	2	0
	Total	70	14	17	31	19
Adam Hall		79	13	14	27	37
Andreas Johansson		47	12	15	27	26
Dan Hamhuis		80	7	19	26	57
Denis Arkipov		72	9	12	21	22
Rem Murray		39	8	9	17	12
Jason York		67	2	13	15	64
Mark Eaton		75	4	9	13	26
Jeremy Stevenson	MIN	3	0	0	0	2
	NSH	53	5	4	9	103
	Total	56	5	4	9	105
Andrew Hutchinson		18	4	4	8	4
Jordin Tootoo		70	4	4	8	137
Shane Hnidy	OTT	37	0	5	5	72
	NSH	9	0	2	2	10
	Total	46	0	7	7	82
Wyatt Smith		18	3	1	4	2
Jim McKenzie		61	1	3	4	88
Jason Morgan	CGY	13	0	2	2	2
	NSH	6	0	2	2	2
	Total	19	0	4	4	4
Brad Bombardir	MIN	56	1	2	3	21
	NSH	13	0	0	0	4
	Total	69	1	2	3	25
Robert Schnabel		20	0	3	3	34
Jamie Allison		47	0	3	3	76
Simon Gamahe	ATL	2	0	1	1	0
	NSH	7	1	0	1	0
	Total	9	1	1	2	0
Tomas Vokoun		73	0	2	2	35
Stan Neckar	NSH	1	0	1	1	0
Tomas Kloucek	NSH	5	0	1	1	10
Scottie Upshall		7	0	1	1	0
Michael Farrell		1	0	0	0	0
Libor Pivko		1	0	0	0	0
Mathieu Darche		2	0	0	0	0
Timofei Shishkanov		2	0	0	0	0
Wade Brookbank	NSH	9	0	0	0	38
Vernon Fiddler		17	0	0	0	23
Chris Mason		17	0	0	0	4

GOALTENDING

	GPI	MINS	AVG	W	L	T	SO	GA	SA	SV%	G	A	PIM
Tomas Vokoun	73	4221	2.53	34	29	10	3	178	1958	.909	0	2	35
Chris Mason	17	744	2.18	4	4	1	1	27	365	.926	0	0	4
NSH TOTALS	82	4999	2.60	38	33	11	4	217	2335	.907	0	2	39

RESULTS

GM#	Date	OPP	Score	Result	GF	GA
1	Oct. 9	ANA	3-1	W	3	1
2	Oct. 11	DAL	1-3	L	4	4
3	Oct. 16	STL	4-1	W	8	5
4	Oct. 18	CBJ	3-2	W	11	7
5	Oct. 19	@CHI	1-3	L	12	10
6	Oct. 23	@ATL	2-4	L	14	14
7	Oct. 25	COL	3-5	L	17	19
8	Oct. 28	@STL	0-1	L	17	20
9	Oct. 30	DET	5-3	W	22	23
10	Nov. 1	DAL	1-1 (OT)	T	23	24
11	Nov. 2	@DAL	3-7	L	26	31
12	Nov. 5	VAN	3-4	L	29	35
13	Nov. 7	CHI	1-2	L	30	37
14	Nov. 8	@DET	4-3	W	34	40
15	Nov. 13	CGY	4-1	W	38	41
16	Nov. 15	NYI	4-3	W	42	44
17	Nov. 19	@LA	0-3	L	42	47
18	Nov. 21	@ANA	4-3 (OT)	W	46	50
19	Nov. 22	@SJ	1-3	L	47	53
20	Nov. 24	@COL	3-2	W	50	55
21	Nov. 26	CBJ	4-2	W	54	57
22	Nov. 28	@BOS	2-1	W	56	58
23	Nov. 29	BUF	4-1	W	60	59
24	Dec. 3	@CAR	2-1 (OT)	W	62	60
25	Dec. 4	@CBJ	4-2	W	66	62
26	Dec. 6	@STL	1-4	L	67	66
27	Dec. 11	LA	1-4	L	68	70
28	Dec. 13	FLA	2-2 (OT)	T	70	72
29	Dec. 16	VAN	1-2 (OT)	OTL	71	74
30	Dec. 18	@MTL	4-5 (OT)	OTL	75	79
31	Dec. 20	DET	1-0	W	76	79
32	Dec. 22	PHX	3-3 (OT)	T	79	82
33	Dec. 23	@MIN	3-3 (OT)	T	82	85
34	Dec. 26	@DAL	1-2	L	83	87
35	Dec. 27	@PHX	3-1	W	86	88
36	Dec. 29	@S.J.	2-5	L	88	93
37	Jan. 1	PIT	3-2	W	91	95
38	Jan. 3	N.J.	3-2	W	94	97
39	Jan. 5	@DET	0-6	L	94	103
40	Jan. 6	@TOR	1-2	L	95	105
41	Jan. 8	COL	4-3 (OT)	W	99	108
42	Jan. 10	STL	3-1	W	102	109
43	Jan. 12	@MIN	3-3 (OT)	T	105	112
44	Jan. 13	LA	0-0 (OT)	T	105	112
45	Jan. 15	PHX	4-3	W	109	115
46	Jan. 17	EDM	2-1	W	111	116
47	Jan. 19	MIN	2-1	W	113	117
48	Jan. 22	@CGY	0-4	L	113	121
49	Jan. 24	@EDM	4-3	W	117	124
50	Jan. 25	@VAN	1-4	L	118	128
51	Jan. 29	@CBJ	6-4	W	124	132
52	Jan. 31	S.J.	3-2 (OT)	W	127	134
53	Feb. 3	DET	1-4	L	128	138
54	Feb. 5	T.B.	2-5	L	130	143
55	Feb. 11	@CHI	2-5	L	132	148
56	Feb. 13	WAS	5-2	W	137	150
57	Feb. 15	EDM	2-2 (OT)	T	139	152
58	Feb. 16	@CBJ	2-4	L	141	156
59	Feb. 18	S.J.	7-3	W	148	159
60	Feb. 20	@ANA	3-2 (OT)	W	151	161
61	Feb. 21	@PHX	8-2	W	159	163
62	Feb. 23	@LA	0-3	L	159	166
63	Feb. 26	MIN	4-1	W	163	167
64	Feb. 28	NYR	2-1 (OT)	W	165	168
65	Mar. 1	CHI	2-2 (OT)	T	167	170
66	Mar. 3	@PHI	2-5	L	169	175
67	Mar. 4	@PIT	9-4	W	178	179
68	Mar. 6	@OTT	2-4	L	180	183
69	Mar. 9	BOS	2-3	L	182	186
70	Mar. 11	@STL	1-1 (OT)	T	183	187
71	Mar. 13	CGY	4-4 (OT)	T	187	191
72	Mar. 14	@DET	2-3 (OT)	OTL	189	194
73	Mar. 16	@VAN	2-2 (OT)	T	191	196
74	Mar. 19	@EDM	4-5	L	195	201
75	Mar. 20	@CGY	3-1	W	198	202
76	Mar. 23	ANA	1-4	L	199	206
77	Mar. 25	@NYR	4-2	W	203	208
78	Mar. 27	CBJ	2-3 (OT)	OTL	205	211
79	Mar. 30	CHI	5-2	W	210	213
80	Apr. 1	@STL	3-1	W	213	214
81	Apr. 3	STL	1-4	L	214	218
82	Apr. 4	@COL	2-1 (OT)	W	216	219

TEAM HISTORY & RECORDS

2005-06 FINAL SCORING

RESULTS

GM#	Date	OPP	Score	Result	GF	GA
1	Oct. 5	S.J	3-2	W	3	2
2	Oct. 8	ANA	3-2 (SO)	W	6	4
3	Oct. 12	@COL	5-4	W	11	8
4	Oct. 13	@PHX	5-4 (SO)	W	16	12
5	Oct. 15	@STL	4-1	W	20	13
6	Oct. 20	STL	3-2 (SO)	W	23	15
7	Oct. 22	S.J	2-1	W	25	16
8	Oct. 25	CHI	5-3	W	30	19
9	Oct. 26	@CBJ	2-3 (OT)	OTL	32	22
10	Oct. 29	EDM	1-5	L	33	27
11	Nov. 1	@ANA	1-4	L	34	31
12	Nov. 5	@S.J	2-3 (OT)	OTL	36	34
13	Nov. 5	@L.A	2-3 (SO)	SOL	38	37
14	Nov. 8	EDM	3-2	W	41	39
15	Nov. 10	DAL	5-3	W	46	42
16	Nov. 12	STL	3-1	W	49	43
17	Nov. 15	L.A	3-2	W	52	45
18	Nov. 19	@MIN	2-4	L	54	49
19	Nov. 23	@CBJ	4-2	W	58	51
20	Nov. 24	L.A	4-3	W	62	54
21	Nov. 26	DAL	1-3	L	63	57
22	Nov. 29	CGY	2-0	W	65	57
23	Dec. 1	MIN	2-1	W	67	58
24	Dec. 3	PHI	4-3 (SO)	W	71	61
25	Dec. 7	@WSH	5-2	W	76	63
26	Dec. 8	NYR	1-5	L	77	68
27	Dec. 10	@T.B	3-4	L	80	72
28	Dec. 13	@FLA	3-7	L	83	79
29	Dec. 15	CHI	5-3	W	88	82
30	Dec. 17	CBJ	7-3	W	95	85
31	Dec. 20	COL	3-2	W	98	87
32	Dec. 21	@CHI	6-1	W	104	88
33	Dec. 23	@CBJ	5-4	W	109	92
34	Dec. 27	@CGY	4-3	W	113	95
35	Dec. 28	@VAN	3-4	L	116	99
36	Dec. 30	@EDM	2-4	L	118	103
37	Jan. 1	ANA	2-4	L	120	107
38	Jan. 3	@COL	0-3	L	120	110
39	Jan. 4	@STL	4-3	W	124	113
40	Jan. 6	DET	1-3	L	125	116
41	Jan. 8	@CHI	5-1	W	130	117
42	Jan. 10	NYI	2-1	W	132	118
43	Jan. 11	@ATL	3-4 (SO)	SOL	135	122
44	Jan. 13	@CAR	4-5 (OT)	OTL	139	127
45	Jan. 15	PIT	5-4	W	144	131
46	Jan. 19	N.J	3-4 (SO)	SOL	147	135
47	Jan. 21	CBJ	7-2	W	154	137
48	Jan. 23	@DET	3-2	W	157	139
49	Jan. 24	@DET	2-1 (OT)	W	159	140
50	Jan. 26	@MIN	1-5	L	160	145
51	Jan. 28	@CBJ	3-4	L	163	149
52	Feb. 1	@DAL	1-2	L	164	151
53	Feb. 2	COL	4-3 (OT)	W	168	154
54	Feb. 4	CHI	6-0	W	174	154
55	Feb. 6	@DAL	2-4	L	176	158
56	Feb. 8	@DET	0-6	L	176	164
57	Feb. 9	DET	2-3	L	178	167
58	Feb. 11	CBJ	5-2	W	183	169
59	Mar. 1	@CHI	0-3	L	183	172
60	Mar. 2	VAN	3-1	W	186	173
61	Mar. 5	@EDM	2-3 (OT)	OTL	188	176
62	Mar. 7	@CGY	3-2	W	191	178
63	Mar. 9	@VAN	3-2 (OT)	W	194	180
64	Mar. 11	@S.J	2-3 (OT)	OTL	196	183
65	Mar. 14	VAN	5-0	W	201	183
66	Mar. 16	PHX	2-0	W	203	183
67	Mar. 18	CGY	9-4	W	212	187
68	Mar. 20	STL	4-2	W	216	189
69	Mar. 21	@DET	3-2 (SO)	W	219	191
70	Mar. 24	@ANA	3-6	L	222	197
71	Mar. 25	@LA	4-6	L	226	203
72	Mar. 28	@PHX	3-5	L	229	208
73	Mar. 30	DET	2-4	L	231	212
74	Apr. 1	STL	2-1	W	233	213
75	Apr. 3	CBJ	1-3	L	234	216
76	Apr. 5	@CHI	3-4	L	237	220
77	Apr. 6	@STL	3-0	W	240	220
78	Apr. 8	CHI	2-1 (SO)	W	242	221
79	Apr. 11	@STL	2-0	W	244	221
80	Apr. 13	MIN	4-2	W	248	223
81	Apr. 15	PHX	5-1	W	253	224
82	Apr. 18	DET	6-3	W	259	227

Record: 49-25-8

General Manager: David Poile

Head Coach: Barry Trotz

Associate Coach: Brent Peterson

Assistant Coach: Peter Horachek

Captain: Greg Johnson

PLAYER		GP	G	A	PTS	PIM
Paul Kariya		82	31	54	85	40
Steve Sullivan		69	31	37	68	50
Mike Sillinger	STL	48	22	19	41	49
	NSH	31	10	12	22	14
	Total	79	32	31	63	63
Yanic Perreault		69	22	35	57	30
Kimmo Timonen		79	11	39	50	74
Martin Erat		80	20	29	49	76
Marek Zidlicky		67	12	37	49	82
Scott Hartnell		81	25	23	48	101
Dan Hamhuis		82	7	31	38	70
Adam Hall		75	14	15	29	40
David Legwand		44	7	19	26	34
Scottie Upshall		48	8	16	24	34
Greg Johnson		68	11	8	19	10
Scott Walker		33	5	11	16	36
Ryan Suter		71	1	15	16	66
Jerred Smithson		66	5	9	14	54
Brendan Witt	WSH	58	1	10	11	141
	NSH	17	0	3	3	68
	Total	75	1	13	14	209
Darcy Hordichuk		74	7	6	13	163
Vernon Fiddler		40	8	4	12	42
Danny Markov		58	0	11	11	62
Jordin Tootoo		34	4	6	10	55
Shea Weber		28	2	8	10	42
Jeremy Stevenson	NSH	35	4	3	7	74
Simon Gamache	NSH	11	0	0	0	0
	STL	15	3	4	7	10
	Total	26	3	4	7	10
Scott Nichol		34	3	3	6	79
Mark Eaton		69	3	1	4	44
Kris Beech	NSH	5	1	2	3	0
Greg Zanon		4	0	2	2	6
Tomas Vokoun		61	0	2	2	26
Chris Mason		23	1	0	1	0
Jamie Allison		20	0	1	1	45
Brian Finley		1	0	0	0	0
Kevin Klein		2	0	0	0	0
Pekka Rinne		2	0	0	0	0

GOALTENDING

	GPI	MINS	AVG	W	L	OT	SO	GA	SA	SV%	G	A	PIM
Chris Mason	23	1227	2.54	12	5	1	2	52	597	.913	1	0	0
Tomas Vokoun	61	3601	2.67	36	18	7	4	160	1984	.919	0	2	26
Pekka Rinne	2	63	3.81	1	1	0	0	4	40	.900	0	0	0
Brian Finley	1	60	7.00	0	1	0	0	7	41	.829	0	0	0
NSH TOTALS	82	4980	2.70	49	25	8	6	224	2663	.916	1	2	26

TEAM HISTORY & RECORDS

2006-07 FINAL SCORING

Record: 51-23-8

General Manager: David Poile

Head Coach: Barry Trotz

Associate Coach: Brent Peterson

Assistant Coach: Peter Horachek

Captain: Kimmo Timonen

PLAYER	GP	G	A	PTS	PIM
Paul Kariya	82	24	52	76	36
J-P Dumont	82	21	45	66	28
David Legwand	78	27	36	63	44
Steve Sullivan	57	22	38	60	20
Martin Erat	68	16	41	57	50
Peter Forsberg	PHI 40	11	29	40	72
	NSH 17	2	13	15	16
Total	57	13	42	55	88
Kimmo Timonen	80	13	42	55	42
Jason Arnott	68	27	27	54	48
Shea Weber	79	17	23	40	60
Scott Hartnell	64	22	17	39	96
Alexander Radulov	64	18	19	37	26
Marek Zidlicky	79	4	26	30	72
Vernon Fiddler	72	11	15	26	40
Ryan Suter	82	8	16	24	54
Dan Hamhuis	81	6	14	20	66
Scott Nichol	59	7	6	13	79
Josef Vasicek	NSH 38	4	9	13	29
Vitaly Vishnevski	ATL 52	3	9	12	31
	NSH 15	0	1	1	10
Total	67	3	10	13	41
Jerred Smithson	64	5	7	12	42
Jordin Tootoo	65	3	6	9	116
Greg Zanon	66	3	5	8	32
Ramzi Abid	13	1	4	5	13
Darcy Hordichuk	53	1	3	4	90
Scottie Upshall	NSH 14	2	1	3	18
Mikko Lehtonen	NSH 15	1	2	3	8
Tomas Vokoun	44	0	2	2	4
Kevin Klein	3	1	0	1	0
Sheldon Brookbank	3	0	1	1	12
Rich Peverley	13	0	1	1	0
Chris Mason	40	0	1	1	4
Patrick Leahy	1	0	0	0	0
Michael Leighton	NSH 1	0	0	0	0

GOALTENDING

	GPI	MIN	AVG	W	L	OT	SO	GA	SA	SV%	G	A	PIM
Chris Mason	40	2342	2.38	24	11	4	5	93	1244	.925	0	1	4
Tomas Vokoun	44	2601	2.40	27	12	4	5	104	1299	.920	0	2	4
Michael Leighton	1	20	6.00	0	0	0	2	10	800	0	0	0	0
NSH TOTALS	82	4989	2.49	51	23	8	11	207	2561	.919	0	3	8

Vokoun & Mason shared a shutout on Nov. 23, 2006 vs. Vancouver.

RESULTS

GM#	Date	OPP	Score	Result	GF	GA
1	Oct. 5	CHI	6-8	L	6	8
2	Oct. 7	@MIN	5-6	L	11	14
3	Oct. 12	@CHI	1-3	L	12	17
4	Oct. 14	PHX	4-1	W	16	18
5	Oct. 16	@NYI	2-1 (SO)	W	18	19
6	Oct. 18	@NYR	3-0	W	21	19
7	Oct. 19	@N.J.	4-3 (SO)	W	25	22
8	Oct. 21	VAN	3-4 (OT)	OTL	28	26
9	Oct. 26	S.J.	4-3	W	32	29
10	Oct. 28	@CGY	3-2	W	35	31
11	Oct. 31	@VAN	3-2	W	38	33
12	Nov. 1	@EDM	5-3	W	43	36
13	Nov. 4	@MIN	4-3	W	47	39
14	Nov. 10	@DET	1-0	W	47	42
15	Nov. 11	COL	1-0	W	48	42
16	Nov. 15	@CBJ	5-4	W	53	46
17	Nov. 16	MIN	6-7 (SO)	SOL	59	53
18	Nov. 18	CBJ	4-2	W	63	55
19	Nov. 20	@CBJ	3-1	W	66	56
20	Nov. 22	@DAL	0-1	L	66	57
21	Nov. 23	VAN	6-0	W	72	57
22	Nov. 25	DET	6-2	W	78	59
23	Nov. 29	@PHI	3-2	W	81	61
24	Nov. 30	@STL	5-4	W	86	65
25	Dec. 2	CHI	3-4 (OT)	OTL	89	69
26	Dec. 4	@PHX	2-3	L	91	72
27	Dec. 6	@ANA	0-4	L	91	76
28	Dec. 7	@LA	4-1	W	95	77
29	Dec. 9	@S.J.	1-3	L	96	80
30	Dec. 12	EDM	3-2	W	99	82
31	Dec. 14	OTT	6-0	W	105	82
32	Dec. 16	STL	3-2 (SO)	W	108	84
33	Dec. 17	@STL	2-1 (OT)	W	110	85
34	Dec. 20	@CHI	2-1	W	112	86
35	Dec. 21	BUF	2-7	L	114	93
36	Dec. 23	LA	7-0	W	121	93
37	Dec. 26	STL	3-2 (SO)	W	124	95
38	Dec. 29	@DAL	1-4	L	125	99
39	Dec. 30	BOS	5-0	W	130	99
40	Jan. 1	COL	3-5	L	133	104
41	Jan. 5	@CHI	8-3	W	141	107
42	Jan. 6	STL	3-2	W	144	109
43	Jan. 9	ANA	5-4 (OT)	W	149	113
44	Jan. 12	CBJ	2-0	W	151	113
45	Jan. 13	@CBJ	4-1	W	155	114
46	Jan. 15	CGY	5-3	W	160	117
47	Jan. 17	@DET	3-5	L	163	122
48	Jan. 18	CBJ	4-0	W	167	122
49	Jan. 20	CHI	6-3	W	173	125
50	Jan. 26	@CHI	3-1	W	176	126
51	Jan. 27	@STL	6-3	W	182	129
52	Jan. 30	@COL	3-4	L	185	133
53	Feb. 1	@PHX	2-3	L	187	136
54	Feb. 3	ANA	3-0	W	190	136
55	Feb. 6	@PIT	1-4	L	191	140
56	Feb. 8	TOR	4-2	W	195	142
57	Feb. 10	LA	1-4	L	196	146
58	Feb. 14	S.J.	5-0	W	201	146
59	Feb. 16	@STL	0-1	L	201	147
60	Feb. 17	MIN	1-4	L	202	151
61	Feb. 19	PHX	4-1	W	206	152
62	Feb. 22	MTL	5-6 (SO)	SOL	211	158
63	Feb. 24	DET	4-3 (OT)	W	215	161
64	Feb. 25	@CBJ	4-3 (SO)	W	219	164
65	Feb. 28	@S.J.	4-3 (SO)	W	223	167
66	Mar. 3	@LA	6-3	W	229	170
67	Mar. 4	@ANA	2-3 (SO)	SOL	231	173
68	Mar. 6	@DET	3-4 (SO)	SOL	234	177
69	Mar. 8	CGY	6-3	W	240	180
70	Mar. 10	CBJ	2-1	W	242	181
71	Mar. 13	DET	2-5	L	244	186
72	Mar. 14	@DET	2-4	L	246	190
73	Mar. 17	DAL	3-2	W	249	192
74	Mar. 21	@VAN	0-2	L	249	194
75	Mar. 22	@CGY	2-3 (OT)	OTL	251	197
76	Mar. 24	@EDM	4-0	W	255	197
77	Mar. 27	EDM	4-3	W	259	200
78	Mar. 29	DET	1-2	L	260	202
79	Mar. 31	DAL	2-4	L	262	206
80	Apr. 3	CHI	2-3 (SO)	SOL	264	209
81	Apr. 5	STL	4-1	W	268	210
82	Apr. 7	@COL	4-2	W	272	212

TEAM HISTORY & RECORDS

2007-08 FINAL SCORING

RESULTS

GM#	Date	OPP	Score	Result	GF	GA
1	Oct. 4	COL	4-0	W	4	0
2	Oct. 6	DAL	5-1	W	9	1
3	Oct. 10	@STL	1-4	L	10	5
4	Oct. 11	PHX	3-6	L	13	11
5	Oct. 13	CGY	4-7	L	17	18
6	Oct. 17	@ANA	1-3	L	18	21
7	Oct. 20	@S.J.	0-3	L	18	24
8	Oct. 23	@LA	0-6	L	18	30
9	Oct. 25	ATL	3-0	W	21	30
10	Oct. 27	FLA	4-3	W	25	33
11	Oct. 30	@CGY	1-5	L	26	38
12	Nov. 1	@VAN	3-0	W	29	38
13	Nov. 2	@EDM	4-1	W	33	39
14	Nov. 4	@CHI	5-2	W	38	41
15	Nov. 7	@DET	2-3 (SO)	SOL	40	44
16	Nov. 10	CBJ	4-3 (SO)	W	44	47
17	Nov. 12	@CBJ	4-1	W	48	48
18	Nov. 15	CHI	5-4 (OT)	W	53	52
19	Nov. 17	STL	2-3 (SO)	SOL	55	55
20	Nov. 19	@STL	1-2	L	56	57
21	Nov. 22	DET	3-2	W	59	59
22	Nov. 24	MIN	3-4	L	62	63
23	Nov. 29	@OTT	6-5	W	68	68
24	Dec. 1	@MTL	5-4 (SO)	W	73	72
25	Dec. 4	@TOR	1-3	L	74	75
26	Dec. 6	VAN	2-5	L	76	80
27	Dec. 8	ANA	4-2	W	80	82
28	Dec. 10	DET	1-2	L	81	84
29	Dec. 13	COL	1-2	L	82	86
30	Dec. 15	@COL	1-3	L	83	89
31	Dec. 18	@MIN	2-3	L	85	92
32	Dec. 19	@CHI	2-5	L	87	97
33	Dec. 22	LA	4-3	W	91	100
34	Dec. 23	@CBJ	3-1	W	94	101
35	Dec. 26	@CHI	2-5	L	96	106
36	Dec. 27	CBJ	4-3	W	100	109
37	Dec. 29	S.J.	2-5	L	102	114
38	Dec. 31	@DAL	1-0	W	103	114
39	Jan. 3	EDM	5-2	W	108	116
40	Jan. 5	MIN	4-1	W	112	117
41	Jan. 7	@ANA	2-5	L	114	122
42	Jan. 8	@LA	7-0	W	121	122
43	Jan. 12	@CBJ	1-2 (SO)	SOL	122	124
44	Jan. 13	CHI	2-3 (SO)	SOL	124	127
45	Jan. 15	CGY	3-0	W	127	127
46	Jan. 17	ANA	1-2	L	128	129
47	Jan. 19	@STL	5-2	W	133	131
48	Jan. 21	STL	6-3	W	139	134
49	Jan. 22	@COL	4-0	W	143	134
50	Jan. 24	@PHX	3-4 (OT)	OTL	146	138
51	Jan. 29	@BOS	1-3	L	147	141
52	Jan. 31	CBJ	4-2	W	151	143
53	Feb. 2	PHX	3-2 (OT)	W	154	145
54	Feb. 5	CAR	1-0	W	155	145
55	Feb. 7	T.B.	1-2 (OT)	OTL	156	147
56	Feb. 9	@S.J.	3-4	L	159	151
57	Feb. 10	@PHX	6-3	W	165	154
58	Feb. 12	DET	4-2	W	169	156
59	Feb. 14	CHI	1-6	L	170	162
60	Feb. 16	STL	2-1 (OT)	W	172	163
61	Feb. 17	@MIN	4-5 (OT)	OTL	176	168
62	Feb. 19	EDM	5-4	W	181	172
63	Feb. 21	VAN	2-3 (SO)	SOL	183	175
64	Feb. 23	DAL	3-6	L	186	181
65	Feb. 27	@BUF	4-8	L	190	189
66	Mar. 1	@DAL	3-1	W	193	190
67	Mar. 4	@EDM	5-1	W	198	191
68	Mar. 6	@VAN	2-6	L	200	197
69	Mar. 7	@CGY	2-1 (OT)	W	202	198
70	Mar. 9	@DET	3-4	L	205	202
71	Mar. 11	S.J.	1-2	L	206	204
72	Mar. 13	LA	1-4	L	207	208
73	Mar. 15	@DET	3-1	W	210	209
74	Mar. 18	WSH	2-4	L	212	213
75	Mar. 20	DET	3-6	L	215	219
76	Mar. 22	CHI	2-1 (SO)	W	217	220
77	Mar. 25	CBJ	3-0	W	220	220
78	Mar. 28	@CBJ	2-0	W	222	220
79	Mar. 30	@DET	0-1 (OT)	OTL	222	221
80	Apr. 1	STL	4-3 (OT)	W	226	224
81	Apr. 3	STL	3-2	W	229	226
82	Apr. 4	@CHI	1-3	L	230	229

Record: 41-32-9

General Manager: David Poile

Head Coach: Barry Trotz

Associate Coach: Brent Peterson

Assistant Coach: Peter Horachek

Captain: Jason Arnott

PLAYER		GP	G	A	PTS	PIM
J-P Dumont		80	29	43	72	34
Jason Arnott		79	28	44	72	54
Alexander Radulov		81	26	32	58	44
Martin Erat		76	23	34	57	40
David Legwand		65	15	29	44	38
Marek Zidlicky		79	5	38	43	63
Jan Hlavac	T.B	62	9	13	22	32
	NSH	18	3	10	13	8
	Totals	80	12	23	35	40
Vernon Fiddler		79	11	21	32	47
Ryan Suter		76	7	24	31	71
Radek Bonk		79	14	15	29	40
Dan Hamhuis		80	4	23	27	66
Martin Gelinas		57	9	11	20	20
Shea Weber		54	6	14	20	49
Jordan Tootoo		63	11	7	18	100
Scott Nichol		73	10	8	18	72
Ville Koistinen		48	4	13	17	18
Jerred Smithson		81	7	9	16	50
Greg de Vries		77	4	11	15	71
Brandon Bochenski	BOS	20	0	6	6	6
	ANA	12	2	2	4	6
	NSH	8	1	2	3	0
	Totals	40	3	10	13	12
Rich Peverley		33	5	5	10	8
Jed Ortmeyer		51	4	4	8	32
Greg Zanon		78	0	5	5	24
Darcy Hordichuk		45	1	2	3	60
Kevin Klein		13	0	2	2	6
Chris Mason		51	0	1	1	0
Antti Pihlstrom		1	0	0	0	0
Pekka Rinne		1	0	0	0	0
Josh Langfeld		2	0	0	0	0
Dan Ellis		44	0	0	0	0

GOALTENDING

	GPI	MINS	AVG	W	L	OT	SO	GA	SA	SV%	G	A	PIM
Dan Ellis	44	2229	2.34	23	10	3	6	87	1147	.924	0	0	0
Chris Mason	51	2692	2.90	18	22	6	4	130	1278	.898	0	1	0
Pekka Rinne	1	29	0.00	0	0	0	0	0	8	1.000	0	0	0
NSH TOTALS	82	4983	2.61	41	32	9	10	217	2433	.911	0	1	0

TEAM HISTORY & RECORDS

2008-09 FINAL SCORING

Record: 40-34-8

General Manager: David Poile

Head Coach: Barry Trotz

Associate Coach: Brent Peterson

Assistant Coach: Peter Horachek

Captain: Jason Arnott

PLAYER	GP	G	A	PTS	PIM	
J-P Dumont	82	16	49	65	20	
Jason Arnott	65	33	24	57	49	
Shea Weber	81	23	30	53	80	
Martin Erat	71	17	33	50	48	
Ryan Suter	82	7	38	45	73	
David Legwand	73	20	22	42	32	
Joel Ward	79	17	18	35	29	
Steve Sullivan	41	11	21	32	30	
Dan Hamhuis	82	3	23	26	67	
Radek Bonk	66	9	16	25	34	
Vernon Fiddler	78	11	6	17	24	
Ryan Jones	46	7	10	17	22	
Jordin Tootoo	72	4	12	16	124	
Jerred Smithson	82	4	9	13	49	
Kevin Klein	63	4	8	12	19	
Greg Zanon	82	4	7	11	38	
Ville Koistinen	38	3	8	11	14	
Scott Nichol	43	4	6	10	41	
Rich Peverley	NSH	27	2	7	9	15
Patric Hornqvist	28	2	5	7	16	
Antti Pihlstrom	53	2	5	7	10	
Cal O'Reilly	11	3	2	5	2	
Greg de Vries	71	1	4	5	65	
Wade Belak	FLA	15	0	0	0	25
	NSH	38	0	2	2	54
	Total	53	0	2	2	79
Nick Tarnasky	NSH	11	0	1	1	17
Pekka Rinne	52	0	1	1	6	
Mike Santorelli	7	0	0	0	2	
Jed Ortmeyer	2	0	0	0	0	
Alexander Sulzer	2	0	0	0	0	
Dan Ellis	35	0	0	0	0	

GOALTEENDING

	GPI	MIN	AVG	W	L	OT	SO	GA	SA	SV%	G	A	PIM
Pekka Rinne	52	2999	2.38	29	15	4	7	119	1435	.917	0	1	6
Dan Ellis	35	1965	2.93	11	19	4	3	96	963	.900	0	0	2
NSH TOTALS	82	4996	2.74	40	34	8	10	228	2411	.905	0	1	8

RESULTS

GM#	Date	OPP	Score	Result	GF	GA
1	Oct. 10	@STL	2-5	L	2	5
2	Oct. 11	DAL	3-1	W	5	6
3	Oct. 13	@CHI	3-2 (SO)	W	8	8
4	Oct. 15	@DAL	4-6	L	12	14
5	Oct. 17	@CBJ	3-5	L	15	19
6	Oct. 18	CBJ	6-3	W	21	22
7	Oct. 23	CGY	3-5	L	24	27
8	Oct. 25	LA	5-4	W	29	31
9	Oct. 28	@WSH	3-4 (SO)	SOL	32	35
10	Oct. 30	EDM	3-1	W	35	36
11	Nov. 1	FLA	3-2 (SO)	W	38	38
12	Nov. 4	@VAN	0-4	L	38	42
13	Nov. 6	@CGY	6-7	L	44	49
14	Nov. 8	@COL	0-1	L	44	50
15	Nov. 11	@S.J	4-3 (OT)	W	48	53
16	Nov. 14	@ANA	4-3 (OT)	W	52	56
17	Nov. 15	@LA	3-1	W	55	57
18	Nov. 17	S.J	1-4	L	56	61
19	Nov. 21	@TB	1-4	L	57	65
20	Nov. 23	@CAR	5-2	W	62	67
21	Nov. 25	STL	0-1 (SO)	SOL	62	68
22	Nov. 28	@ATL	4-3 (OT)	W	66	71
23	Nov. 29	MIN	2-6	L	68	77
24	Dec. 1	@BUF	2-0	W	70	77
25	Dec. 4	COL	3-2	W	73	79
26	Dec. 6	MIN	1-0	W	74	79
27	Dec. 8	@STL	3-6	L	77	85
28	Dec. 9	VAN	1-3	L	78	88
29	Dec. 11	@CBJ	1-2 (SO)	SOL	79	90
30	Dec. 13	DAL	3-0	W	82	90
31	Dec. 18	@PHX	1-2	L	83	92
32	Dec. 20	NYI	1-0	W	84	92
33	Dec. 23	@FLA	0-3	L	84	95
34	Dec. 26	DET	3-2	W	87	97
35	Dec. 28	@EDM	2-5	L	89	102
36	Dec. 29	@COL	1-5	L	90	107
37	Jan. 1	VAN	1-2	L	91	109
38	Jan. 3	CGY	2-3	L	93	112
39	Jan. 6	COL	1-2	L	94	114
40	Jan. 8	PIT	5-3	W	99	117
41	Jan. 10	CHI	4-1	W	103	118
42	Jan. 11	@CHI	1-3	L	104	121
43	Jan. 13	@TOR	2-0	W	106	121
44	Jan. 15	@MTL	2-3	L	108	124
45	Jan. 17	ATL	2-7	L	110	131
46	Jan. 19	N.J	1-3	L	111	134
47	Jan. 28	@VAN	5-3	W	116	137
48	Jan. 30	@CGY	1-3	L	117	140
49	Feb. 1	@EDM	2-1	W	119	141
50	Feb. 3	PHX	2-1	W	121	142
51	Feb. 5	ANA	4-2	W	125	144
52	Feb. 6	@MIN	2-0	W	127	144
53	Feb. 8	@DAL	1-4	L	128	148
54	Feb. 10	DET	3-5	L	131	153
55	Feb. 12	STL	4-3 (SO)	W	135	156
56	Feb. 14	BOS	3-2 (SO)	W	138	158
57	Feb. 16	OTT	0-2	L	138	160
58	Feb. 18	@DET	2-6	L	140	166
59	Feb. 19	STL	1-2 (OT)	OTL	141	168
60	Feb. 21	@STL	1-0 (OT)	W	142	168
61	Feb. 24	CHI	5-3	W	147	171
62	Feb. 26	PHX	4-1	W	151	172
63	Feb. 28	DET	8-0	W	159	172
64	Mar. 3	EDM	6-5 (OT)	W	165	177
65	Mar. 5	CBJ	4-2	W	169	179
66	Mar. 7	@PHI	1-4	L	170	183
67	Mar. 10	WSH	1-2 (OT)	OTL	171	185
68	Mar. 12	NYR	2-4	L	173	189
69	Mar. 14	@PHX	2-0	W	175	189
70	Mar. 16	@LA	4-3	W	179	192
71	Mar. 18	@ANA	3-4 (OT)	OTL	182	196
72	Mar. 19	@S.J	2-3 (SO)	SOL	184	199
73	Mar. 24	ANA	1-2 (SO)	SOL	185	201
74	Mar. 26	S.J	3-2	W	188	203
75	Mar. 28	LA	4-3 (OT)	W	192	206
76	Mar. 29	@DET	4-3	W	196	209
77	Mar. 31	@CBJ	1-2	L	197	211
78	Apr. 3	@CHI	1-3	L	198	214
79	Apr. 4	CBJ	5-4 (SO)	W	203	218
80	Apr. 7	CHI	2-4	L	205	222
81	Apr. 9	@DET	4-3 (SO)	W	209	225
82	Apr. 10	@MIN	4-8	L	213	233

TEAM HISTORY & RECORDS

2009-10 FINAL SCORING

RESULTS

GM#	Date	OPP	Score	Result	GF	GA
1	Oct. 3	@DAL	3-2 (SO)	W	3	2
2	Oct. 8	COL	3-2	W	6	4
3	Oct. 10	BUF	0-1	L	6	5
4	Oct. 12	EDM	1-6	L	7	11
5	Oct. 14	@DAL	0-6	L	7	17
6	Oct. 15	CHI	1-3	L	8	20
7	Oct. 17	@WSH	2-3 (SO)	SOL	10	23
8	Oct. 21	@BOS	2-3	L	12	26
9	Oct. 22	@OTT	6-5 (OT)	W	18	31
10	Oct. 24	@CHI	0-2	L	18	33
11	Oct. 28	@MIN	4-3	W	22	36
12	Oct. 29	CHI	2-0	W	24	36
13	Oct. 31	DAL	4-2	W	28	38
14	Nov. 5	@ANA	0-4	L	28	42
15	Nov. 7	@L.A.	3-1	W	31	43
16	Nov. 10	@S.J.	3-4	L	34	47
17	Nov. 12	@STL	3-1	W	37	48
18	Nov. 14	MTL	2-0	W	39	48
19	Nov. 17	S.J.	4-3	W	43	51
20	Nov. 19	N.J.	3-2 (SO)	W	46	53
21	Nov. 21	CBJ	4-3 (SO)	W	50	56
22	Nov. 23	DET	3-1	W	53	57
23	Nov. 25	@COL	4-3 (OT)	W	57	60
24	Nov. 27	STL	1-3	L	58	63
25	Nov. 28	FLA	4-1	W	62	64
26	Nov. 30	CGY	0-5	L	62	69
27	Dec. 2	@MIN	4-5 (OT)	OTL	66	74
28	Dec. 4	@CHI	4-1	W	70	75
29	Dec. 5	MIN	3-5	L	73	80
30	Dec. 8	VAN	4-2	W	77	82
31	Dec. 10	CBJ	4-3 (SO)	W	81	85
32	Dec. 12	DET	2-3 (OT)	OTL	83	88
33	Dec. 14	@CBJ	5-3	W	88	91
34	Dec. 15	T.B.	7-4	W	95	95
35	Dec. 17	@EDM	6-3	W	101	98
36	Dec. 19	@CGY	5-3	W	106	101
37	Dec. 22	@VAN	1-4	L	107	105
38	Dec. 26	CHI	1-4	L	108	109
39	Dec. 27	@CHI	4-5	L	112	114
40	Dec. 29	@STL	4-3	W	116	117
41	Dec. 31	@CBJ	2-1 (OT)	W	118	118
42	Jan. 2	ANA	3-1	W	121	119
43	Jan. 5	CGY	1-3	L	122	122
44	Jan. 7	CAR	4-2	W	126	124
45	Jan. 9	ANA	2-3	L	128	127
46	Jan. 11	@VAN	3-2	W	131	129
47	Jan. 12	@EDM	5-3	W	136	132
48	Jan. 15	@CGY	1-0	W	137	132
49	Jan. 18	TOR	3-4	L	140	136
50	Jan. 21	@PHX	2-4	L	142	140
51	Jan. 22	@COL	1-2	L	143	142
52	Jan. 26	@CBJ	2-3	L	145	145
53	Jan. 29	@DET	2-4	L	147	149
54	Jan. 30	ATL	4-3	W	151	152
55	Feb. 2	PHX	0-1 (SO)	SOL	151	153
56	Feb. 4	COL	5-3	W	156	156
57	Feb. 6	S.J.	3-4	L	159	160
58	Feb. 9	@NYI	3-4 (SO)	SOL	162	164
59	Feb. 10	@NYR	2-1	W	164	165
60	Feb. 12	@N.J.	2-5	L	166	170
61	Feb. 14	@PIT	4-3 (SO)	W	170	173
62	Mar. 2	EDM	4-3	W	174	176
63	Mar. 4	L.A.	4-2	W	178	178
64	Mar. 5	@DET	2-5	L	180	183
65	Mar. 7	VAN	2-4	L	182	187
66	Mar. 9	@ATL	2-1	W	184	188
67	Mar. 11	@S.J.	5-8	L	189	196
68	Mar. 12	@ANA	1-0	W	190	196
69	Mar. 14	@L.A.	3-2	W	193	198
70	Mar. 16	PHI	4-3 (SO)	W	197	201
71	Mar. 18	MIN	5-0	W	202	201
72	Mar. 20	CBJ	1-0 (OT)	W	203	201
73	Mar. 21	@STL	3-2	W	206	203
74	Mar. 23	DAL	1-3	L	207	206
75	Mar. 25	PHX	4-3 (SO)	W	211	209
76	Mar. 27	DET	0-1 (SO)	SOL	211	210
77	Mar. 29	@FLA	3-2 (OT)	W	214	212
78	Mar. 30	L.A.	0-2	L	214	214
79	Apr. 1	STL	3-2	W	217	216
80	Apr. 3	@DET	4-3 (OT)	W	221	219
81	Apr. 7	@PHX	2-5	L	223	224
82	Apr. 10	STL	2-1 (SO)	W	225	225

Record: 47-29-6

General Manager: David Poile

Head Coach: Barry Trotz

Associate Coach: Brent Peterson

Assistant Coach: Peter Horachek

Captain: Jason Arnott

PLAYER		GP	G	A	PTS	PIM
Patric Hornqvist		80	30	21	51	40
Steve Sullivan		82	17	34	51	35
Martin Erat		74	21	28	49	50
Jason Arnott		63	19	27	46	26
J-P Dumont		74	17	28	45	20
Shea Weber		78	16	27	43	36
David Legwand		82	11	27	38	24
Ryan Suter		82	4	33	37	48
Joel Ward		71	13	21	34	18
Marcel Goc		73	12	18	30	14
Dustin Boyd	CGY	60	8	11	19	15
	NSH	18	3	2	5	4
	Total	78	11	13	24	19
Dan Hamhuis		78	5	19	24	49
Denis Grebeshkov	EDM	47	6	13	19	26
	NSH	4	1	1	2	6
	Total	51	7	14	21	32
Cody Franson		61	6	15	21	16
Jordin Tootoo		51	6	10	16	40
Colin Wilson		35	8	7	15	7
Jerred Smithson		69	9	4	13	54
Ryan Jones	NSH	41	7	4	11	18
Francis Bouillon		81	3	8	11	50
Cal O'Reilly		31	2	9	11	4
Kevin Klein		81	1	10	11	27
Dave Scatchard		16	3	2	5	17
Michael Santorelli		25	2	1	3	8
Andreas Thureson		22	1	2	3	4
Nick Spaling		28	0	3	3	0
Alexander Sulzer		20	0	2	2	4
Wade Belak		39	0	2	2	58
Dan Ellis		31	0	1	1	4
Teemu Laakso		7	0	0	0	2
Peter Olvecky		1	0	0	0	0
Triston Grant		3	0	0	0	9
Ben Guite		6	0	0	0	4
Pekka Rinne		58	0	0	0	2

GOALTENDING

	GPI	MINS	AVG	W	L	OT	SO	GA	SA	SV%	G	A	PIM
Dan Ellis	58	3246	2.53	32	16	5	7	137	1541	.911	0	0	2
Pekka Rinne	31	1715	2.69	15	13	1	1	77	848	.909	0	1	4
NSH TOTALS	82	4991	2.66	47	29	6	8	221	2396	.908	0	1	6

TEAM HISTORY & RECORDS

2010-11 FINAL SCORING

Record: 44-27-11

General Manager: David Poile

Head Coach: Barry Trotz

Associate Coach: Brent Peterson

Assistant Coach: Peter Horachek

Captain: Shea Weber

PLAYER		GP	G	A	PTS	PIM
Sergei Kostitsyn		77	23	27	50	20
Martin Erat		64	17	33	50	22
Patric Hornqvist		79	21	27	48	47
Shea Weber		82	16	32	48	56
David Legwand		64	17	24	41	24
Ryan Suter		70	4	35	39	54
Mike Fisher	OTT	55	14	10	24	33
	NSH	27	5	7	12	10
Total		82	19	17	36	43
Colin Wilson		82	16	18	34	17
Joel Ward		80	10	19	29	42
Cody Franson		80	8	21	29	30
Marcel Goc		51	9	15	24	6
Steve Sullivan		44	10	12	22	28
J-P Dumont		70	10	9	19	16
Jordin Tootoo		54	8	10	18	61
Cal O'Reilly		38	6	12	18	2
Kevin Klein		81	2	16	18	24
Nick Spaling		74	8	6	14	20
Jerred Smithson		82	5	8	13	34
Matt Halischuk		27	4	8	12	2
Francis Bouillon		44	1	9	10	27
Shane O'Brien		80	2	7	9	83
Blake Geoffrion		20	6	2	8	7
Jonathon Blum		23	3	5	8	8
Alexander Sulzer	NSH	31	1	3	4	14
Marek Svatos	NSH	9	1	2	3	2
Chris Mueller		15	0	3	3	2
Mark Dekanich		1	0	0	0	0
Teemu Laakso		1	0	0	0	0
Matthew Lombardi		2	0	0	0	0
Steve Begin		2	0	0	0	4
Andreas Thureson		3	0	0	0	2
Linus Klasen		4	0	0	0	0
Wade Belak		15	0	0	0	18
Anders Lindback		22	0	0	0	0
Pekka Rinne		64	0	0	0	12

GOALTENDING

	GPI	MINS	AVG	W	L	OT	SO	GA	SA	SV%	G	A	PIM
Pekka Rinne	64	3789	2.12	33	22	9	6	134	1905	.930	0	0	12
Anders Lindback	22	1131	2.60	11	5	2	2	49	576	.915	0	0	0
Mark Dekanich	1	50	3.60	0	0	0	0	3	25	.880	0	0	0
NSH TOTALS	82	4994	2.28	44	27	11	8	190	2510	.924	0	0	12

RESULTS

GM#	Date	OPP	Score	Result	GF	GA
1	Oct. 9	ANA	4-1	W	4	1
2	Oct. 13	@CHI	3-2	W	7	3
3	Oct. 14	STL	4-3	W	11	6
4	Oct. 16	WSH	2-3 (OT)	OTL	13	9
5	Oct. 19	CGY	0-1 (OT)	OTL	13	10
6	Oct. 21	PIT	3-4 (OT)	OTL	16	14
7	Oct. 23	@DAL	1-0	W	17	14
8	Oct. 24	@TB	4-3	W	21	17
9	Oct. 28	STL	0-3	L	21	20
10	Oct. 30	@DET	2-5	L	23	25
11	Nov. 3	@PHX	3-4	L	26	29
12	Nov. 6	@LA	1-4	L	27	33
13	Nov. 7	@ANA	4-5	L	31	38
14	Nov. 11	@STL	3-2 (SO)	W	34	40
15	Nov. 13	CHI	4-3 (SO)	W	38	43
16	Nov. 16	@TOR	4-5	L	42	48
17	Nov. 18	@MTL	3-0	W	45	48
18	Nov. 20	@CAR	2-1 (SO)	W	47	49
19	Nov. 22	@CBJ	0-2	L	47	51
20	Nov. 24	STL	1-2 (SO)	SOL	48	53
21	Nov. 26	@MIN	2-5	L	50	58
22	Nov. 27	NYR	1-2 (SO)	SOL	51	60
23	Nov. 30	PHX	3-0	W	54	60
24	Dec. 1	@CBJ	4-3 (SO)	W	58	63
25	Dec. 4	CAR	5-2	W	63	65
26	Dec. 6	@ATL	2-3 (OT)	OTL	65	68
27	Dec. 8	@DET	3-2	W	68	70
28	Dec. 11	FLA	3-0	W	71	70
29	Dec. 13	NYI	5-0	W	76	70
30	Dec. 15	S.J.	3-2	W	79	72
31	Dec. 17	@N.J.	3-1	W	82	73
32	Dec. 18	LA	1-6	L	83	79
33	Dec. 22	@CHI	1-4	L	84	83
34	Dec. 23	OTT	1-2	L	85	85
35	Dec. 26	@STL	0-2	L	85	87
36	Dec. 28	DAL	2-4	L	87	91
37	Dec. 31	@MIN	4-1	W	91	92
38	Jan. 2	CBJ	4-1	W	95	93
39	Jan. 5	@ANA	4-1	W	99	94
40	Jan. 6	@LA	5-2	W	104	96
41	Jan. 8	@S.J.	2-1	W	106	97
42	Jan. 11	MIN	5-1	W	111	98
43	Jan. 13	@FLA	2-3	L	113	101
44	Jan. 15	CHI	3-2 (SO)	W	116	103
45	Jan. 16	@CHI	3-6	L	119	109
46	Jan. 18	@PHX	5-2	W	124	111
47	Jan. 20	@COL	5-1	W	129	112
48	Jan. 23	@EDM	3-2 (SO)	W	132	114
49	Jan. 24	@CGY	1-3	L	133	117
50	Jan. 26	@VAN	1-2	L	134	119
51	Feb. 1	CGY	2-3 (SO)	SOL	136	122
52	Feb. 3	@PHI	2-3	L	138	125
53	Feb. 5	DET	3-0	W	141	125
54	Feb. 7	EDM	0-4	L	141	129
55	Feb. 9	@DET	4-1	W	145	130
56	Feb. 12	COL	5-3	W	150	133
57	Feb. 15	S.J.	1-2 (OT)	OTL	151	135
58	Feb. 17	VAN	3-1	W	154	136
59	Feb. 19	PHX	2-3	L	156	139
60	Feb. 22	@CBJ	0-4	L	156	143
61	Feb. 24	CHI	0-3	L	156	146
62	Feb. 26	@DAL	2-3	L	158	149
63	Feb. 27	CBJ	3-2	W	161	151
64	Mar. 1	@EDM	1-2 (SO)	SOL	162	153
65	Mar. 3	@VAN	3-0	W	165	153
66	Mar. 6	@CGY	2-3	L	167	156
67	Mar. 8	@S.J.	2-3 (OT)	OTL	169	159
68	Mar. 10	MIN	4-0	W	173	159
69	Mar. 12	COL	4-2	W	177	161
70	Mar. 15	LA	2-4	L	179	165
71	Mar. 17	BOS	4-3 (OT)	W	183	168
72	Mar. 19	DET	3-1	W	186	169
73	Mar. 20	@BUF	4-3 (OT)	W	190	172
74	Mar. 22	EDM	3-1	W	193	173
75	Mar. 24	ANA	5-4	W	198	177
76	Mar. 26	DAL	4-2	W	202	179
77	Mar. 29	VAN	1-3	L	203	182
78	Mar. 31	@COL	3-2	W	206	184
79	Apr. 2	DET	3-4 (OT)	OTL	209	188
80	Apr. 5	ATL	6-3	W	215	191
81	Apr. 8	CBJ	4-1	W	219	192
82	Apr. 9	@STL	0-2	L	219	194

TEAM HISTORY & RECORDS

2011-12 FINAL SCORING

RESULTS

GM#	Date	OPP	Score	Result	GF	GA
1	Oct. 7	@CBJ	3-2	W	3	2
2	Oct. 8	@STL	4-2	W	7	4
3	Oct. 13	PHX	2-5	L	9	9
4	Oct. 15	N.J.	2-3 (SO)	SOL	11	12
5	Oct. 17	@EDM	1-3	L	12	15
6	Oct. 20	@VAN	1-5	L	13	20
7	Oct. 22	@CGY	2-0	W	15	20
8	Oct. 25	S.J.	1-3	L	16	23
9	Oct. 27	T.B.	5-3	W	21	26
10	Oct. 29	ANA	3-0	W	24	26
11	Oct. 31	@CHI	4-5 (OT)	OTL	28	31
12	Nov. 3	@PHX	3-0	W	31	31
13	Nov. 5	@S.J.	4-3 (OT)	W	35	34
14	Nov. 8	@L.A.	3-4	L	38	38
15	Nov. 9	@ANA	4-2	W	42	40
16	Nov. 12	MTL	1-2 (OT)	OTL	43	42
17	Nov. 15	WSH	3-1	W	46	43
18	Nov. 17	TOR	4-1	W	50	44
19	Nov. 19	CBJ	3-4 (OT)	OTL	53	48
20	Nov. 22	EDM	2-6	L	55	54
21	Nov. 23	@MIN	2-3	L	57	57
22	Nov. 26	@DET	1-4	L	58	61
23	Nov. 28	@EDM	2-1	W	60	62
24	Nov. 29	@CGY	0-1	L	60	63
25	Dec. 1	@VAN	6-5	W	66	68
26	Dec. 3	BUF	2-3	L	68	71
27	Dec. 6	PHX	2-3	L	70	74
28	Dec. 8	@CBJ	4-3 (OT)	W	74	77
29	Dec. 10	ANA	3-2	W	77	79
30	Dec. 13	CGY	2-1	W	79	80
31	Dec. 15	DET	4-3	W	83	83
32	Dec. 17	STL	2-1 (SO)	W	85	84
33	Dec. 20	@WSH	1-4	L	86	88
34	Dec. 22	CBJ	6-5	W	92	93
35	Dec. 23	@DAL	3-6	L	95	99
36	Dec. 26	DET	1-4	L	96	103
37	Dec. 28	MIN	2-1 (SO)	W	98	104
38	Dec. 30	@STL	2-1 (SO)	W	100	105
39	Jan. 1	CGY	5-3	W	105	108
40	Jan. 3	DAL	1-4	L	106	112
41	Jan. 7	CAR	5-2	W	111	114
42	Jan. 10	@COL	4-1	W	115	115
43	Jan. 12	COL	3-2 (OT)	W	118	117
44	Jan. 14	PHI	4-2	W	122	119
45	Jan. 16	@NYI	3-1	W	125	120
46	Jan. 17	@N.Y.R.	0-3	L	125	123
47	Jan. 19	@CBJ	3-0	W	128	123
48	Jan. 21	CHI	5-2	W	133	125
49	Jan. 23	CBJ	4-1	W	137	126
50	Jan. 24	@CHI	3-1	W	140	127
51	Jan. 31	@MIN	5-4	W	145	131
52	Feb. 2	@PHI	1-4	L	146	135
53	Feb. 4	STL	3-1	W	149	136
54	Feb. 7	VAN	3-4 (SO)	SOL	152	140
55	Feb. 9	@OTT	3-4	L	155	144
56	Feb. 11	@BOS	3-4 (SO)	SOL	158	148
57	Feb. 14	CHI	3-2	W	161	150
58	Feb. 17	@DET	1-2	L	162	152
59	Feb. 19	@DAL	3-2	W	165	154
60	Feb. 21	VAN	3-1	W	168	155
61	Feb. 23	STL	2-3 (SO)	SOL	170	158
62	Feb. 25	S.J.	6-2	W	176	160
63	Feb. 27	L.A.	2-1	W	178	161
64	Feb. 28	@CAR	3-4	L	181	165
65	Mar. 3	@FLA	3-1	W	184	166
66	Mar. 6	L.A.	4-5	L	188	171
67	Mar. 8	COL	4-2	W	192	173
68	Mar. 10	DET	3-2	W	195	175
69	Mar. 12	@PHX	5-4 (SO)	W	200	179
70	Mar. 15	@S.J.	1-2 (SO)	SOL	201	181
71	Mar. 17	@L.A.	2-4	L	203	185
72	Mar. 18	@ANA	3-1	W	206	186
73	Mar. 20	EDM	3-6	L	209	192
74	Mar. 22	@PIT	1-5	L	210	197
75	Mar. 24	WPG	3-1	W	213	198
76	Mar. 25	@CHI	6-1	W	219	199
77	Mar. 27	@STL	0-3	L	219	202
78	Mar. 30	@DET	4-1	W	223	203
79	Mar. 31	CHI	4-5	L	227	208
80	Apr. 3	MIN	2-1 (SO)	W	229	209
81	Apr. 5	DAL	2-0	W	231	209
82	Apr. 7	@COL	6-1	W	237	210

Record: 48-26-8

General Manager: David Poile

Head Coach: Barry Trotz

Associate Coach: Peter Horachek

Assistant Coach: Lane Lambert

Captain: Shea Weber

PLAYER		GP	G	A	PTS	PIM
Martin Erat		71	19	39	58	30
David Legwand		78	19	34	53	26
Mike Fisher		72	24	27	51	33
Shea Weber		78	19	30	49	46
Ryan Suter		79	7	39	46	30
Patric Hornqvist		76	27	16	43	28
Sergei Kostitsyn		75	17	26	43	34
Andrei Kostitsyn	MTL	53	12	12	24	16
	NSH	19	4	8	12	10
	Total	72	16	20	36	26
Craig Smith		72	14	22	36	30
Colin Wilson		68	15	20	35	21
Jordin Tootoo		77	6	24	30	92
Matt Halischuk		73	15	13	28	27
Nick Spaling		77	10	12	22	18
Paul Gaustad	BUF	56	7	10	17	70
	NSH	14	0	4	4	6
	Total	70	7	14	21	76
Kevin Klein		66	4	17	21	4
Gabriel Bourque		43	7	12	19	6
Roman Josi		52	5	11	16	14
Hal Gill	MTL	53	1	7	8	29
	NSH	23	0	5	5	8
	Total	76	1	12	13	37
Francis Bouillon		66	4	7	11	33
Ryan Ellis		32	3	8	11	4
Alexander Radulov		9	3	4	7	4
Jonathon Blum		33	3	4	7	6
Brandon Yip	COL	10	0	0	0	8
	NSH	25	3	4	7	20
	Total	35	3	4	7	28
Jack Hillen		55	2	4	6	20
Jerred Smithson	NSH	53	1	5	6	30
Blake Geoffrion	NSH	22	0	3	3	17
Niclas Bergfors		11	1	1	2	2
Brian McGrattan		30	0	2	2	61
Cal O'Reilly	NSH	5	0	1	1	2
Zack Stortini		1	0	0	0	7
Ryan Thang		1	0	0	0	0
Mattias Ekholm		2	0	0	0	0
Chris Mueller		4	0	0	0	0
Kyle Wilson		5	0	0	0	0
Teemu Laakso		9	0	0	0	8

GOALTENDING

	GPI	MIN	AVG	W	L	OT	SO	GA	SA	SV%	G	A	PIM
Pekka Rinne	73	4169	2.39	43	18	8	5	166	2153	.923	0	5	0
Anders Lindback	16	792	2.42	5	8	0	0	32	364	.912	0	1	0
NSH TOTALS	82	4982	2.47	48	26	8	5	205	2523	.919	0	6	0

TEAM HISTORY & RECORDS

RECORD BY GAME

Game	Points	BEST			Last time...
		# of Times	Record		
1	2	7	1-0-0		2011-12
2	4	4	2-0-0		2011-12
3	6	1	3-0-0		2005-06
4	8	1	4-0-0		2005-06
5	10	1	5-0-0		2005-06
6	12	1	6-0-0		2005-06
7	14	1	7-0-0		2005-06
8	16	1	8-0-0		2005-06
9	17	1	8-0-1		2005-06
10	17	1	8-1-1		2005-06
11	17	1	8-2-1		2005-06
12	18	1	8-2-2		2005-06
13	19	2	9-3-1		2006-07
14	21	1	8-2-3		2005-06
			9-2-3		2005-06
15	23	1	10-2-3		2005-06
16	25	1	11-2-3		2005-06
17	27	1	12-2-3		2005-06
18	27	1	12-3-3		2005-06
19	29	1	13-3-3		2005-06
20	31	1	14-3-3		2005-06
21	31	1	14-4-3		2005-06
22	33	1	15-4-3		2005-06
23	35	1	16-4-3		2005-06
24	37	1	17-4-3		2005-06
25	39	1	18-4-3		2005-06
26	39	1	18-5-3		2005-06
27	39	1	18-6-3		2005-06
28	39	2	18-7-3		2006-07
29	41	1	19-7-3		2005-06
30	43	1	20-7-3		2005-06
31	45	1	21-7-3		2005-06
32	47	1	22-7-3		2005-06
33	49	1	23-7-3		2005-06
34	51	1	24-7-3		2005-06
35	51	1	24-8-3		2005-06
36	51	2	24-9-3		2006-07
37	53	1	25-9-3		2006-07
38	53	1	25-10-3		2006-07
39	55	1	26-10-3		2006-07
40	55	1	26-11-3		2006-07
41	57	1	27-11-3		2006-07
42	59	1	28-11-3		2006-07
43	61	1	29-11-3		2006-07
44	63	1	30-11-3		2006-07
45	65	1	31-11-3		2006-07
46	67	1	32-11-3		2006-07
47	67	1	32-12-3		2006-07
48	69	1	33-12-3		2006-07
49	71	1	34-12-3		2006-07
50	73	1	35-12-3		2006-07
51	75	1	36-12-3		2006-07
52	75	1	36-13-3		2006-07
53	75	1	36-14-3		2006-07
54	77	1	37-14-3		2006-07
55	77	1	37-15-3		2006-07
56	79	1	38-15-3		2006-07
57	79	1	38-16-3		2006-07
58	81	1	39-16-3		2006-07
59	81	1	39-17-3		2006-07
60	81	1	39-18-3		2006-07
61	83	1	40-18-3		2006-07
62	84	1	40-18-4		2006-07
63	86	1	41-18-4		2006-07
64	88	1	42-18-4		2006-07
65	90	1	43-18-4		2006-07
66	92	1	44-18-4		2006-07
67	93	1	44-18-5		2006-07
68	94	1	44-18-6		2006-07
69	96	1	45-18-6		2006-07
70	98	1	46-18-6		2006-07
71	98	1	46-19-6		2006-07
72	98	1	46-20-6		2006-07
73	100	1	47-20-6		2006-07
74	100	1	47-21-6		2006-07
75	101	1	47-21-7		2006-07
76	103	1	48-21-7		2006-07
77	105	1	49-21-7		2006-07
78	105	1	49-22-7		2006-07
79	105	1	49-23-7		2006-07
80	106	1	49-23-8		2006-07
81	108	1	50-23-8		2006-07
82	110	1	51-23-8		2006-07

Game	Points	WORST			Last time...
		# of Times	Record		
1	0	6	0-1-0		2008-09
2	0	3	0-2-0		2006-07
3	0	1	0-3-0		2006-07
4	2	2	1-3-0		2006-07
5	3	3	0-2-2		2002-03
			0-2-1		2002-03
			1-3-1		1999-00
6	3	2	0-3-1		2002-03
			1-4-1		1998-99
7	3	2	0-4-1		2002-03
			1-5-1		1998-99
8	4	1	2-6-0		2007-08
9	5	1	1-5-1		2002-03
10	6	1	1-5-1		2002-03
11	7	1	1-5-1		2002-03
12	7	1	1-6-1		2002-03
13	8	1	1-6-2		2002-03
14	10	2	2-6-2		2002-03
			4-8-2		2001-02
15	10	1	2-7-2		2002-03
16	10	1	2-8-2		2002-03
17	11	1	2-8-3		2002-03
18	11	1	2-9-3		2002-03
19	12	1	2-9-4		2002-03
20	12	1	2-10-4		2002-03
21	14	1	3-10-4		2002-03
22	14	1	3-11-4		2002-03
23	16	1	4-11-4		2002-03
24	16	1	4-12-4		2002-03
25	18	1	5-12-4		2002-03
26	20	1	6-12-4		2002-03
27	20	1	6-13-4		2002-03
28	20	1	6-14-4		2002-03
29	21	2	6-14-5		2002-03
			9-17-1		1999-00
30	22	1	9-17-2		1999-00
31	22	1	9-18-2		1999-00
32	23	1	7-16-5		2002-03
			9-18-3		1999-00
33	24	2	7-16-6		2002-03
			9-18-4		1999-00
34	26	2	8-16-6		2002-03
			10-18-4		1999-00
35	27	1	10-18-5		1999-00
36	28	1	9-17-6		2002-03
37	30	1	10-17-6		2002-03
38	30	1	10-18-6		2002-03
39	31	1	10-18-7		2002-03
40	32	1	14-22-4		1998-99
41	32	1	14-23-4		1998-99
42	34	1	15-23-4		1998-99
43	34	1	15-24-4		1998-99
44	36	1	16-24-4		1998-99
45	36	1	16-25-4		1998-99
46	36	1	16-26-4		1998-99
47	38	1	17-26-4		1998-99
48	40	1	18-26-4		1998-99
49	40	1	18-27-4		1998-99
50	41	1	18-27-5		1998-99
51	41	1	18-28-5		1998-99
52	41	1	18-29-5		1998-99
53	43	1	19-29-5		1998-99
54	43	1	19-30-5		1998-99
55	43	1	19-31-5		1998-99
56	44	1	19-31-6		1998-99
57	46	1	20-31-6		1998-99
58	46	1	20-32-6		1998-99
59	48	1	21-32-6		1998-99
60	48	1	21-33-6		1998-99
61	48	1	21-34-6		1998-99
62	50	1	22-34-6		1998-99
63	50	1	22-35-6		1998-99
64	50	1	22-36-6		1998-99
65	50	1	22-37-6		1998-99
66	52	1	23-37-6		1998-99
67	54	1	24-37-6		1998-99
68	54	1	24-38-6		1998-99
69	54	1	24-39-6		1998-99
70	55	1	24-39-7		1998-99
71	57	1	25-39-7		1998-99
72	57	1	25-40-7		1998-99
73	57	1	25-41-7		1998-99
74	59	1	26-41-7		1998-99
75	59	1	26-42-7		1998-99
76	61	1	27-42-7		1998-99
77	61	1	27-43-7		1998-99
78	63	1	28-43-7		1998-99
79	63	1	28-44-7		1998-99
80	63	1	28-45-7		1998-99
81	63	1	28-46-7		1998-99
82	63	1	28-47-7		1998-99

TEAM HISTORY & RECORDS

ROOKIES & VETERANS, BY THE NUMBERS & ALL-TIME ATTENDANCE

ROOKIES & VETERANS

YOUNGEST PREDATORS

Name	Age (Years, Days)
Scott Hartnell	18 years, 171 days
David Legwand	18 years, 243 days
Filip Forsberg	18 years, 244 days
Scottie Upshall	19 years, 8 days
Colin Wilson	19 years, 357 days
Martin Erat	20 years, 38 days
Alexander Radulov	20 years, 108 days
Petr Sykora	20 years, 114 days
Shea Weber	20 years, 145 days
Timofei Shishkanov	20 years, 195 days

ELDEST PREDATORS

Name	Age (Years, Days)
Hal Gill	38 years, 21 days
Martin Gelinas	37 years, 262 days
Steve Sullivan	36 years, 301 days
Stu Grimson	36 years, 206 days
Francis Bouillon	36 years, 204 days
Cliff Ronning	36 years, 165 days
Greg de Vries	36 years, 97 days
Bill Houlder	36 years, 26 days
Brent Gilchrist	36 years, 3 days
Jason Arnott	35 years, 198 days

Age determined at first game for youngest Predators, last game (regular season or playoffs) for the eldest.



Hal Gill

PREDATORS BY THE NUMBERS

1...	Mike Dunham	31...	Brian Finley, Mark Dekanich
2...	Rob Zettler, Dan Keczer, Dan Hamhuis, Teemu Laakso	32...	Jeff Daniels, Cale Hulse, Mathieu Darche, Cody Franson, Teemu Laakso
3...	Bill Houlder, Karlis Skrstins, Marek Zidlicky, Wade Belak	33...	Marc Moro, Vladimir Orszagh, Colin Wilson
4...	Jay More, Mark Eaton, Vitaly Vishnevski, Ville Koistinen, Teemu Laakso, Cody Franson, Ryan Ellis	34...	Corey Hirsch, Adam Hall, Wade Flaherty, Shane Hnidy, Sheldon Brookbank
5...	Jan Vopat, Andy Delmore, Tomas Kloucek, Brad Bombardier, Greg Zanon, Blake Geoffrion	35...	Eric Fritchard, Jan Lasak, Pekka Rinne
6...	Jeff Bouffner, Stan Necker, Shea Weber	36...	J.J. Daigneault, Niklas Andersson, Sean Haggerty, Robert Schnabel, Peter Olveky
7...	Bob Zettler, Cliff Ronning, Scottie Upshall, Greg de Vries, Jonathon Blum	37...	Jeremy Stevenson, Greg Zanon, Rich Peverley, Denis Grebeshkov
8...	Doug Friedman, Craig Millar, Stu Grimson, Kevin Klein	38...	Alexandre Boikov, Vernon Fiddler, Dave Scatchard, Jack Hillen
9...	Darren Turcotte, Greg Classen, Sergei Zholtok, Paul Kariya, Marcel Goc, Filip Forsberg	39...	Marian Cisar, Domenic Pittis, Dan Ellis, Anders Lindback
10...	Patric Kjellberg, Clarke Wilm, Martin Erat	40...	Karlis Skrstins, David Gosselin, Mike Farrell, Marek Svatos
11...	David Legwand	41...	Richard Lintner, Brent Gilchrist, Simon Gamache, Jed Ortmeyer
12...	Brad Smyth, Rob Valicevic, Yves Sarault, Reid Simpson, Scott Nichol, Andreas Thuresson, Mike Fisher	42...	Joel Bouchard, Pavel Skrbek, Robert Schnabel, Andrew Hutchinson, Jerred Smithson, Mikko Lehtonen, Antti Pihlstrom, Mattias Ekholm
13...	Jere Karalahti, Nick Spaling	43...	Vitali Yachmenev
14...	Rich Brennan, Brett Hauer, Steve Dubinsky, Jon Sim, Oleg Petrov, Jordyn Tootoo, Ramzi Abid, Radek Bonk, Dustin Boyd	44...	Kimmo Timonen, Alexander Sulzer
15...	Drake Berehowsky, Petr Tenkrat, Rem Murray, Kris Beech, Josh Langfeld, Matthew Lombardi, Craig Smith	45...	Jason Morgan
16...	Ville Peltonen, Marc Moro, Jere Karalahti, Denis Pederson, Timofei Shishkanov, Darcy Hordichuk, Cal O'Reilly, Rich Clune	46...	Wyatt Smith, Andrei Kostitsyn, Kevin Henderson
17...	Patrick Cote, Scott Hartnell, Jan Hlavac, Chris Mueller	47...	Matt Henderson, Libor Pivko, Alexander Radulov
18...	Mark Mowers, Adam Hall, Mike Santorelli, Niclas Bergfors, Brandon Yip	48...	Jonas Andersson, Shea Weber, Cal O'Reilly
19...	Andrew Brunette, Mike Watt, Martin Erat, Jim McKenzie, Brendon Witt, Jason Arnott, Bobby Butler	49...	Rory Fitzpatrick, Kevin Klein, Michael Leighton, Ryan Ellis
20...	Jamie Heward, John Namestnikov, Nathan Perrott, Oleg Petrov, Todd Warriner, Simon Gamache, Ryan Suter	50...	Petr Sykora, Daniel Bang
21...	Tom Fitzgerald, Andreas Johansson, Peter Forsberg, Triston Grant, Zack Stortini	51...	Francis Bouillon
22...	Greg Johnson, Jordyn Tootoo, Scott Hannan	52...	Alexander Sulzer, Austin Watson
23...	Blair Atcheynum, Bill Houlder, Jamie Allison, Martin Gelinas, Brian McGrattan, Zach Boychuk	53...	Mike Santorelli, Chris Mueller
24...	Scott Walker, Brandon Bochenski, Ben Guite, Matt Halischuk	54...	Darren Haydar
25...	Sergei Krivokrasov, Denis Arhipov, Jerred Smithson	55...	Jordyn Tootoo, Danny Markov, Shane O'Brien
26...	Phil Crowe, Bubba Berenzweig, Wade Brookbank, Steve Sullivan	56...	Kris Beech, Taylor Beck
27...	John Slaney, Randy Rotaillie, Jukka Hentunen, Pascal Trepanier, Jason York, Patric Hornqvist	57...	Gabriel Bourque
28...	Denny Lambert, Jeremy Stevenson, Cameron Mann, Tomas Kloucek, Patrick Leahy, Ryan Jones, Steve Begin, Kyle Wilson, Paul Gaustad	58...	Linus Klasen
29...	Tomas Vokoun, Joel Ward	59...	Roman Josi
30...	Chris Mason	60...	Josef Vasicek
		61...	Victor Bartley
		62...	Ryan Thang
		63...	Sebastien Bordeau, J-P Dumont
		64...	Joonas Rask
		65...	Brantt Myhrnes, Nick Tarnasky, Sergei Kostitsyn
		66...	Hal Gill
		67...	Mike Sillinger
		68...	Yanic Perreault

Home Attendance at Bridgestone Arena

Season	Capacity	Games	Total Att.	% Capacity	Sellouts	High	Low	Average
1998-99	17,298	41	664,282	93.7	17	17,298	13,507	16,202
1999-00	17,113	41	680,582	97.0	20	17,113	15,107	16,600
2000-01	17,113	40*	635,784	92.9	13	17,113	13,594	15,895
2001-02	17,113	41	608,347	86.7	5	17,244	12,333	14,838
2002-03	17,113	41	542,367	77.3	5	17,113	10,123	13,228
2003-04	17,113	41	539,450	76.9	6	17,113	9,586	13,157
2005-06	17,113	41	591,556	84.3	10	17,113	10,135	14,428
2006-07	17,113	41	625,649	89.2	11	17,113	10,927	15,260
2007-08	17,113	41	611,328	87.1	9	17,113	11,764	14,910
2008-09	17,113	41	615,439	87.7	7	17,113	11,294	15,011
2009-10	17,113	41	614,143	87.5	4	17,113	10,581	14,979
2010-11	17,113	41	661,861	94.3	16	17,113	14,132	16,143
2011-12	17,113	41	684,324	97.5	25	17,113	14,310	16,691
2012-13	17,113	24	391,175	99.2	20	17,322	15,033	16,974

* Nashville's game against the Pittsburgh Penguins at the Saitama Super Arena in Saitama, Japan on October 8, 2000 was considered a home game.

Attendance for the game - which is not accounted for in the above table - was 13,426.

TEAM HISTORY & RECORDS

FRANCHISE FIRSTS

FIRST GAME

October 10, 1998
Florida Panthers 1, Nashville Predators 0
Nashville Arena



Attendance: 17,285 (sellout)

Coaches: Barry Trotz (head coach), Paul Gardner (assistant coach) and Brent Peterson (assistant coach)

Captain: Tom Fitzgerald

Starting Line-up

Left Wing - Andrew Brunette
Center - Greg Johnson
Right Wing - Sergei Krivokrasov
Defenseman - Joel Bouchard
Defenseman - Bob Boughner
Goaltender - Mike Dunham

Players Dressed: Mike Dunham, Jay More, Bob Boughner, Darren Turcotte, Patric Kjellberg, Patrick Cote, Andrew Brunette, Jamie Heward, Tom Fitzgerald, Greg Johnson, Blair Atcheynum, Scott Walker, Sergei Krivokrasov, John Slaney, Denny Lambert, Eric Fichaud, J.J. Daigneault, Brad Smyth, Jeff Nelson, Joel Bouchard

Did Not Dress: Ville Peltonen, Drake Berehowsky, Greg de Vries, Jan Vopat, Sebastien Bordeleau

FIRST WIN

10/13/98 vs. Carolina, 3-2
(Goalie of record: Mike Dunham)

At Home:

10/13/98 vs. Carolina, 3-2 (Mike Dunham)

On Road:

11/6/98 at Calgary, 2-1 (Mike Dunham)

In Overtime:

1/30/99 at New Jersey, 3-2 (Mike Dunham)

In Shootout:

10/8/05 vs. Anaheim, 3-2 (Tomas Vokoun)

FIRST LOSS

10/10/98 vs. Florida, 1-0 (Mike Dunham)

At Home:

10/10/98 vs. Florida, 1-0 (Mike Dunham)

On Road:

10/17/98 at Ottawa, 3-1 (Mike Dunham)

In Overtime:

1/14/99 at Detroit, 2-1 (Tomas Vokoun)

In Shootout:

11/5/05 at Los Angeles, 3-2 (Tomas Vokoun)

FIRST TIE

10/19/98 at Toronto, 2-2 (Mike Dunham)

At Home:

12/8/98 vs. Edmonton, 3-3 (Tomas Vokoun)

On Road:

10/19/98 at Toronto, 2-2 (Mike Dunham)

FIRST SCORELESS GAME

3/21/01 at Minnesota (Mike Dunham/Jamie McLennan)

FIRST GOAL

Andrew Brunette (Bouchard, Johnson),
10/13/98 in 3-2 win vs. Carolina (5:12, 1st per.)
Players on ice: Brunette, Johnson, Krivokrasov, Heward, Bouchard

FIRST GOAL AGAINST

Ray Whitney (Murphy, Kvasha), 10/10/98 in 1-0 loss vs. Florida (2:26, 3rd per.)

FIRST TWO-GOAL GAME

Sergei Krivokrasov, 10/27/98 in 5-4 win vs. Vancouver

FIRST HAT TRICK

Rob Valicevic (3g-0a), 11/10/99 in 4-2 win at Chicago

FIRST HAT TRICK AGAINST

Joe Sakic (3g-0a), 2/19/99 in 4-4 tie vs. Colorado

FIRST TWO-POINT GAME

Greg Johnson (2a), 10/13/98 in 3-2 win vs. Carolina

FIRST THREE-POINT GAME

Sergei Krivokrasov (2g-1a), 10/27/98 in 5-4 win vs. Vancouver

FIRST FOUR-POINT GAME

Sebastien Bordeleau (2g-2a) & Sergei Krivokrasov (2g-2a), 12/19/98 in 6-4 win at Vancouver

FIRST FIVE-POINT GAME

Marek Zidlicky (5a), 2/18/04 in 7-3 win vs. San Jose

FIRST 20-GOAL SCORER

Sergei Krivokrasov (reached 20 goals on 3/12/99 vs. Chicago)

FIRST 30-GOAL SCORER

Steve Sullivan (reached 30 goals on 3/21/06 at Detroit)

FIRST 60-POINT SCORER

Cliff Ronning (reached 60 points on 3/28/00 vs. NY Islanders)

FIRST 70-POINT SCORER

Paul Kariya (reached 70 points on 3/25/06 at Los Angeles)

FIRST 80-POINT SCORER

Paul Kariya (reached 80 points on 4/15/06 vs. Phoenix)

FIRST GAME-WINNING GOAL

J.J. Daigneault (Heward, Johnson), 10/13/98 in 3-2 win vs. Carolina (12:18, 1st period)

FIRST GAME-TYING GOAL

Sergei Krivokrasov (Johnson, Bouchard), 12/8/98 in 3-3 tie vs. Edmonton (14:24, 3rd per.)

FIRST EMPTY-NET GOAL

Scott Walker (Daniels), 11/10/98 in 4-2 win at San Jose (19:48, 3rd per.)

FIRST OVERTIME GOAL

Sebastien Bordeleau (Fitzgerald), 1/30/99 in 3-2 win at New Jersey (2:43, OT)

FIRST GOAL BY A GOALTENDER

Chris Mason, 4/15/06 in 5-1 win vs. Phoenix (10:47, 3rd per.)

FIRST POWER PLAY GOAL

J.J. Daigneault (Heward, Johnson), 10/13/98 in 3-2 win vs. Carolina (12:18, 1st per.)

FIRST POWER PLAY GOAL AGAINST

Ray Whitney (Murphy, Kvasha), 10/10/98 in 1-0 loss vs. Florida (2:26, 3rd per.)

FIRST SHORTHANDED GOAL

Scott Walker (unassisted), 10/24/98 in 5-4 loss at Chicago (4:31, 1st per.)

FIRST SHORTHANDED GOAL AGAINST

Magnus Arvedson (Yashin, Redden), 10/17/98 in 3-1 loss at Ottawa (8:07, 3rd per.)

FIRST MINOR PENALTY

Tom Fitzgerald (high sticking), 10/10/98 in 1-0 loss vs. Florida (4:09, 1st per.)

FIRST MAJOR PENALTY

Patrick Cote (fighting), 10/10/98 in 1-0 loss vs. Florida (6:52, 1st per.)

FIRST GAME MISCONDUCT

Denny Lambert, 10/21/98 in 5-2 loss at Detroit (14:47, 3rd per.)

FIRST PENALTY SHOT

Kimmo Timonen scored on Jeff Hackett, 11/18/99 in 6-1 win vs. Montreal (9:45, 2nd per.)

FIRST PENALTY SHOT AGAINST

Shaun Van Allen stopped by Eric Fichaud, 12/1/98 in 3-1 loss at Ottawa (15:42, 3rd per.)

FIRST SHOT ON GOAL

Bob Boughner, 10/10/98 in 1-0 loss vs. Florida (7:10, 1st per. vs. Kirk McLean)

FIRST 40+ SHOTS GAME

11/21/98 in 6-3 loss vs. NY Islanders, 42 shots

FIRST 50+ SHOTS GAME

10/14/99 in 5-1 loss vs. San Jose, 52 shots

FIRST 40+ SAVES GAME

10/21/98 in 5-2 loss at Detroit, Mike Dunham (52 saves)

FIRST 50+ SAVES GAME

10/21/98 in 5-2 loss at Detroit, Mike Dunham (52 saves)

FIRST SHUTOUT

Tomas Vokoun, 1/15/99 in 2-0 win vs. Phoenix (31 saves)

FIRST SHUTOUT AGAINST

Kirk McLean, 10/10/98 in 1-0 loss vs. Florida (26 saves)

TEAM HISTORY & RECORDS

HAT TRICKS

PREDATORS' HAT TRICKS

NO.	DATE	PLAYER	SCORE	GOALTENDER
1	11/10/99	Rob Valicevic	Nashville 4 at Chicago 2	Jocelyn Thibault (2), Steve Passmore
2	12/26/00	Scott Walker	Colorado 2 at Nashville 5	David Aebischer (2), Empty Net
3	12/15/01	Petr Tenkrat	Chicago 2 at Nashville 5	Steve Passmore
4	11/27/02	Andreas Johansson	San Jose 2 at Nashville 4	Evgeni Nabokov
5	11/29/03	Vladimir Orszagh	Buffalo 1 at Nashville 4	Martin Biron
6	12/22/03	Scott Walker	Phoenix 3 at Nashville 3 (OT)	Brian Boucher
7	2/18/04	Steve Sullivan	San Jose 3 at Nashville 7	Evgeni Nabokov
8	11/10/05	Steve Sullivan	Dallas 3 at Nashville 5	Marty Turco
9	2/4/06	Scott Hartnell	Chicago 0 at Nashville 6	Adam Munro (2), Craig Anderson
10	4/18/06	Paul Kariya	Detroit 3 at Nashville 6	Chris Osgood
11	12/14/06	Steve Sullivan	Ottawa 0 at Nashville 6	Ray Emery
12	1/20/07	David Legwand	Chicago 3 at Nashville 6	Nikolai Khabibulin (2), Empty Net
13	10/6/07	David Legwand	Dallas 1 at Nashville 5	Mike Smith
14	12/22/07	Jason Arnott	Los Angeles 3 at Nashville 4	Jason LaBarbera
15	3/4/08	Martin Erat	Nashville 5 at Edmonton 4	Mathieu Garon (2), Dwayne Roloson
16	2/28/09	Jason Arnott	Detroit 0 at Nashville 8	Chris Osgood
17	12/8/09	Martin Erat	Vancouver 2 at Nashville 4	Roberto Luongo
18	12/14/09	Steve Sullivan	Nashville 5 at Columbus 3	Steve Mason
19	1/18/11	J-P Dumont	Nashville 5 at Phoenix 2	Ilya Bryzgalov
20	3/20/11	Blake Geoffrion	Nashville 4 at Buffalo 3 (OT)	Ryan Miller
21	1/1/12	Sergei Kostitsyn	Calgary 3 at Nashville 5	Miikka Kiprusoff (2), Empty Net

OPPONENTS' HAT TRICKS

NO.	DATE	PLAYER	SCORE	GOALTENDER
1	2/19/99	Joe Sakic	Colorado 4 at Nashville 4 (OT)	Mike Dunham
2	2/23/99	Mike Modano	Dallas 4 at Nashville 3	Mike Dunham
3	3/7/99	Keith Tkachuk	Nashville 3 at Phoenix 4	Mike Dunham
4	4/12/99	Luc Robitaille	Los Angeles 4 at Nashville 3	Mike Dunham
5	12/2/99	Pierre Turgeon	Nashville 1 at St. Louis 3	Mike Dunham (2), Empty Net
6	1/31/00	Radek Dvorak	Nashville 1 at NY Rangers 5	Mike Dunham
7	1/17/01	Jere Lehtinen	Nashville 3 at Dallas 4 (OT)	Tomas Vokoun
8	2/10/01	Geoff Sanderson	Nashville 2 at Columbus 3	Mike Dunham
9	1/14/02	Paul Kariya	Nashville 3 at Anaheim 5	Mike Dunham (2), Tomas Vokoun
10	1/28/02	Markus Naslund	Nashville 1 at Vancouver 5	Mike Dunham (2), Tomas Vokoun
11	1/23/02	Marian Gaborik	Nashville 2 at Minnesota 4	Mike Dunham
12	10/23/03	Ilya Kovalchuk	Nashville 2 at Atlanta 4	Tomas Vokoun (2), Empty Net
13	11/2/03	Bill Guerin	Nashville 3 at Dallas 7	Tomas Vokoun
14	12/18/03	Sheldon Souray	Nashville 4 at Montreal 5 (OT)	Tomas Vokoun
15	3/14/04	Brendan Shanahan	Nashville 2 at Detroit 3 (OT)	Tomas Vokoun
16	12/13/05	Nathan Horton	Nashville 3 at Florida 7	Brian Finley
17	12/2/06	Jeff Hamilton	Chicago 4 at Nashville 3 (OT)	Chris Mason
18	2/24/07	Tomas Holmstrom	Detroit 3 at Nashville 4 (OT)	Tomas Vokoun
19	10/11/07	Fredrik Sjostrom	Phoenix 6 at Nashville 3	Chris Mason
20	1/24/08	Radim Vrbata	Nashville 3 at Phoenix 4 (OT)	Chris Mason
21	2/9/08	Jonathan Cheechoo	Nashville 3 at San Jose 4	Chris Mason
22	10/15/08	Fabian Brunstrom	Nashville 4 at Dallas 6	Dan Ellis
23	10/23/08	Jarome Iginla	Calgary 5 at Nashville 3	Dan Ellis
24	12/8/08	B.J. Crombeen	Nashville 3 at St. Louis 6	Pekka Rinne
25	1/21/10	Scottie Upshall	Nashville 2 at Phoenix 4	Dan Ellis
26	11/3/10	Ed Jovanovski	Nashville 3 at Phoenix 4	Pekka Rinne
27	12/22/11	Jeff Carter	Columbus 5 at Nashville 6	Pekka Rinne
28	3/20/12	Ales Hemsky	Edmonton 6 at Nashville 3	Pekka Rinne (2), Anders Lindback
29	2/27/13	Kyle Palmieri	Nashville 1 at Anaheim 5	Pekka Rinne
30	3/4/13	Jeff Carter	Nashville 1 at Los Angeles 5	Pekka Rinne
31	3/15/13	Curtis Glencross	Nashville 3 at Calgary 6	Chris Mason (2), Empty Net

TEAM HISTORY & RECORDS

PENALTY SHOTS

PREDATORS' PENALTY SHOTS (8 GOALS, 17 STOPS)				
NO. DATE	PLAYER	GOALTENDER	SCORE	RESULT
1 11/18/99	Kimmo Timonen	Jeff Hackett	Montreal 1 at Nashville 6	GOAL
2 1/31/00	Randy Robitaille	Mike Richter	Nashville 1 at NY Rangers 5	NO GOAL
*3 12/23/00	David Legwand	Kirk McLean	Nashville 3 at NY Rangers 2 (OT)	GOAL
4 10/6/01	Vladimir Orszagh	Fred Brathwaite	St. Louis 2 at Nashville 2 (OT)	NO GOAL
5 1/23/03	Rem Murray	Mike Dunham	NY Rangers 4 at Nashville 2	NO GOAL
6 2/17/03	Adam Hall	Steve Shields	Boston 1 at Nashville 5	NO GOAL
7 11/5/05	David Legwand	Jason LaBarbera	Nashville 2 at Los Angeles 3 (SO)	NO GOAL
8 11/10/05	Steve Sullivan	Marty Turco	Dallas 3 at Nashville 5	NO GOAL
9 11/24/05	Paul Kariya	Jason LaBarbera	Los Angeles 3 at Nashville 4	NO GOAL
10 12/7/05	Steve Sullivan	Olaf Kolzig	Nashville 5 at Washington 2	NO GOAL
11 12/23/05	Steve Sullivan	Marc Denis	Nashville 5 at Columbus 4	NO GOAL
12 1/8/06	Steve Sullivan	Craig Anderson	Nashville 5 at Chicago 1	GOAL
13 3/21/06	Scott Hartnell	Manny Legace	Nashville 3 at Detroit 2 (SO)	NO GOAL
*14 11/16/06	Paul Kariya	Niklas Backstrom	Minnesota 7 at Nashville 6 (SO)	NO GOAL
15 12/23/06	Paul Kariya	Dan Cloutier	Los Angeles 0 at Nashville 7	NO GOAL
16 12/23/06	David Legwand	Dan Cloutier	Los Angeles 0 at Nashville 7	GOAL
17 2/19/07	J-P Dumont	Curtis Joseph	Phoenix 1 at Nashville 4	GOAL
18 2/28/07	Martin Erat	Evgeni Nabokov	Nashville 4 at San Jose 3 (SO)	NO GOAL
19 12/31/07	Scott Nichol	Marty Turco	Nashville 1 at Dallas 0	NO GOAL
20 2/27/08	Scott Nichol	Ryan Miller	Nashville 4 at Buffalo 8	NO GOAL
21 11/6/08	Vernon Fiddler	Miikka Kiprusoff	Nashville 6 at Calgary 7	GOAL
22 10/15/11	Sergei Kostitsyn	Johan Hedberg	New Jersey 3 at Nashville 2 (SO)	NO GOAL
23 11/9/11	Martin Erat	Jonas Hiller	Nashville 4 at Anaheim 2	GOAL
24 3/12/13	Rich Clune	Kari Lehtonen	Nashville 4 at Dallas 0	GOAL
25 4/14/13	Bobby Butler	Jimmy Howard	Detroit 0 at Nashville 3	NO GOAL

OPPONENTS' PENALTY SHOTS (14 GOALS, 16 STOPS)				
NO. DATE	PLAYER	GOALTENDER	SCORE	RESULT
1 12/1/98	Shaun Van Allen	Eric Fichaud	Ottawa 3 at Nashville 1	NO GOAL
2 12/19/98	Markus Naslund	Mike Dunham	Nashville 6 at Vancouver 4	GOAL
3 2/29/00	John Madden	Mike Dunham	New Jersey 2 at Nashville 1	NO GOAL
4 3/17/00	Jeremy Roenick	Tomas Vokoun	Nashville 4 at Phoenix 3 (OT)	GOAL
5 12/20/00	Gary Roberts	Mike Dunham	Nashville 3 at Toronto 1	NO GOAL
6 3/19/01	David Vyborny	Tomas Vokoun	Nashville 2 at Columbus 1	GOAL
7 3/22/01	Alexei Zhamnov	Tomas Vokoun	Nashville 2 at Chicago 1 (OT)	NO GOAL
8 4/9/02	Keith Tkachuk	Jan Lasak	Nashville 2 at St. Louis 3	NO GOAL
*9 10/15/02	Brad Isbister	Tomas Vokoun	Nashville 3 at NY Islanders 4 (OT)	NO GOAL
10 10/19/02	Pavel Bure	Tomas Vokoun	Nashville 2 at NY Rangers 2 (OT)	GOAL
11 10/30/02	Cory Stillman	Mike Dunham	Nashville 0 at St. Louis 7	NO GOAL
12 2/23/03	Robert Reichel	Tomas Vokoun	Nashville 5 at Toronto 2	NO GOAL
13 3/29/03	Dany Heatley	Tomas Vokoun	Atlanta 3 at Nashville 2	NO GOAL
14 4/1/03	Steve Thomas	Tomas Vokoun	Anaheim 2 at Nashville 1 (OT)	GOAL
15 12/13/03	Vaclav Nedorost	Tomas Vokoun	Florida 2 at Nashville 2 (OT)	NO GOAL
16 12/17/05	David Vyborny	Tomas Vokoun	Columbus 3 at Nashville 7	GOAL
17 12/30/05	Ryan Smyth	Tomas Vokoun	Nashville 2 at Edmonton 4	GOAL
*18 1/13/06	Frantisek Kaberle	Tomas Vokoun	Nashville 4 at Carolina 5 (OT)	GOAL
19 1/21/06	Trevor Letowski	Tomas Vokoun	Columbus 2 at Nashville 7	NO GOAL
20 11/22/06	Mike Modano	Tomas Vokoun	Nashville 0 at Dallas 1	NO GOAL
21 2/17/07	Pierre-Marc Bouchard	Tomas Vokoun	Minnesota 1 at Nashville 4	GOAL
22 10/27/07	Josef Stumpel	Dan Ellis	Florida 3 at Nashville 4	GOAL
23 12/10/07	Valtteri Filppula	Dan Ellis	Detroit 2 at Nashville 1	GOAL
24 1/3/08	Kyle Brodziak	Dan Ellis	Edmonton 2 at Nashville 5	NO GOAL
25 2/10/08	Keith Yandle	Dan Ellis	Nashville 6 at Phoenix 3	NO GOAL
26 2/19/11	Shane Doan	Pekka Rinne	Phoenix 3 at Nashville 2	NO GOAL
27 3/6/11	Jarome Iginla	Pekka Rinne	Nashville 2 at Calgary 3	GOAL
28 1/5/12	Steve Ott	Pekka Rinne	Dallas 4 at Nashville 1	NO GOAL
29 1/24/13	Patrik Berglund	Pekka Rinne	Nashville 0 at St. Louis 3	GOAL
30 3/14/13	Henrik Sedin	Chris Mason	Nashville 4 at Vancouver 7	GOAL

*Penalty shots occurred in overtime. Legwand's goal (12/23/00) at 3:17 of overtime was the first overtime penalty shot goal in NHL history.

TEAM HISTORY & RECORDS

SHUTOUTS

NO.	DATE	GOALTENDER	SAVES	SCORE
1	1/15/99	Tomas Vokoun	31	Phoenix 0 at Nashville 2
2	3/24/99	Mike Dunham	27	Nashville 3 at Tampa Bay 0
3	12/30/99	Tomas Vokoun	25	Atlanta 0 at Nashville 6
4	11/30/00	Tomas Vokoun	22	Nashville 3 at Chicago 0
5	1/19/01	Mike Dunham	35	Boston 0 at Nashville 1 (OT)
6	1/31/01	Mike Dunham	26	Nashville 3 at Anaheim 0
7	10/3/01	Tomas Vokoun	17	Nashville 0 at San Jose 0
8	3/21/01	Mike Dunham	23	Nashville 0 at Minnesota 0 (OT)
9	4/5/01	Mike Dunham	33	Calgary 0 at Nashville 4
10	10/11/01	Mike Dunham	26	Calgary 0 at Nashville 1
11	11/23/01	Tomas Vokoun	27	Pittsburgh 0 at Nashville 5
12	2/9/02	Tomas Vokoun	25	Nashville 1 at Columbus 0 (OT)
13	2/12/02	Mike Dunham	21	Florida 0 at Nashville 1
14	3/5/02	Mike Dunham	26	Nashville 2 at San Jose 0
15	2/13/03	Tomas Vokoun	36	NY Islanders 0 at Nashville 2
16	2/25/03	Tomas Vokoun	19	Columbus 0 at Nashville 5
17	2/27/03	Tomas Vokoun	22	Pittsburgh 0 at Nashville 6
18	12/20/03	Tomas Vokoun	21	Detroit 0 at Nashville 1
19	1/13/04	Chris Mason	33	Los Angeles 0 at Nashville 0 (OT)
20	1/19/04	Tomas Vokoun	26	Minnesota 0 at Nashville 2
21	2/26/04	Tomas Vokoun	27	Minnesota 0 at Nashville 4
22	11/29/05	Tomas Vokoun	31	Calgary 0 at Nashville 2
23	2/4/06	Tomas Vokoun	40	Chicago 0 at Nashville 6
24	3/14/06	Tomas Vokoun	31	Vancouver 0 at Nashville 5
25	3/16/06	Tomas Vokoun	24	Phoenix 0 at Nashville 2
26	4/6/06	Chris Mason	18	Nashville 3 at St. Louis 0
27	4/11/06	Chris Mason	27	Nashville 2 at St. Louis 0
28	10/18/06	Tomas Vokoun	38	Nashville 3 at NY Rangers 0
29	11/11/06	Chris Mason	42	Colorado 0 at Nashville 1
30	11/23/06	Tomas Vokoun	34	Vancouver 0 at Nashville 6
		(39:58, 21)/ Chris Mason		(20:00, 13)
31	12/14/06	Chris Mason	22	Ottawa 0 at Nashville 6
32	12/23/06	Chris Mason	34	Los Angeles 0 at Nashville 7
33	12/30/06	Chris Mason	38	Boston 0 at Nashville 5
34	1/12/07	Tomas Vokoun	22	Columbus 0 at Nashville 2
35	1/18/07	Chris Mason	33	Columbus 0 at Nashville 4
36	2/3/07	Tomas Vokoun	36	Anaheim 0 at Nashville 3
37	2/14/07	Tomas Vokoun	22	San Jose 0 at Nashville 5
38	3/24/07	Tomas Vokoun	26	Nashville 4 at Edmonton 0
39	10/4/07	Chris Mason	35	Colorado 0 at Nashville 4
40	10/25/07	Dan Ellis	20	Atlanta 0 at Nashville 3
41	11/1/07	Dan Ellis	29	Nashville 3 at Vancouver 0

NO.	DATE	GOALTENDER	SAVES	SCORE
42	12/31/07	Dan Ellis	22	Nashville 1 at Dallas 0
43	1/8/08	Chris Mason	28	Nashville 7 at Los Angeles 0
44	1/15/08	Chris Mason	22	Nashville 3 at Calgary 0
45	1/22/08	Dan Ellis	38	Nashville 4 at Colorado 0
46	2/5/08	Chris Mason	34	Carolina 0 at Nashville 1
47	3/25/08	Dan Ellis	36	Columbus 0 at Nashville 1
48	3/28/08	Dan Ellis	43	Nashville 2 at Columbus 0
49	11/25/08	Dan Ellis	17	St. Louis 1 at Nashville 0 (SO)
50	12/1/08	Pekka Rinne	30	Nashville 2 at Buffalo 0
51	12/6/08	Pekka Rinne	32	Minnesota 0 at Nashville 1
52	12/13/08	Dan Ellis	27	Dallas 0 at Nashville 3
53	12/20/08	Pekka Rinne	23	NY Islanders 0 at Nashville 1
54	1/13/09	Pekka Rinne	17	Nashville 2 at Toronto 0
55	2/6/09	Dan Ellis	22	Nashville 2 at Minnesota 0
56	2/21/09	Pekka Rinne	30	Nashville 1 at St. Louis 0 (OT)
57	2/28/09	Pekka Rinne	30	Detroit 0 at Nashville 8
58	3/14/09	Pekka Rinne	18	Nashville 2 at Phoenix 0
59	10/29/09	Pekka Rinne	22	Chicago 0 at Nashville 2
60	11/14/09	Pekka Rinne	20	Montreal 0 at Nashville 2
61	1/15/10	Dan Ellis	22	Nashville 1 at Calgary 0
62	2/2/10	Pekka Rinne	26	Phoenix 1 at Nashville 0 (SO)
63	3/12/10	Pekka Rinne	31	Nashville 1 at Anaheim 0
64	3/18/10	Pekka Rinne	17	Minnesota 0 at Nashville 5
65	3/20/10	Pekka Rinne	33	Columbus 0 at Nashville 1
66	3/27/10	Pekka Rinne	38	Detroit 1 at Nashville 0 (SO)
67	10/23/10	Pekka Rinne	30	Nashville 1 at Dallas 0
68	11/18/10	Pekka Rinne	30	Nashville 3 at Montreal 0
69	11/30/10	Pekka Rinne	33	Phoenix 0 at Nashville 3
70	12/11/10	Anders Lindback	22	Florida 0 at Nashville 3
71	12/13/10	Anders Lindback	27	NY Islanders 0 at Nashville 3
72	2/5/11	Pekka Rinne	35	Detroit 0 at Nashville 3
73	3/3/11	Pekka Rinne	29	Nashville 3 at Vancouver 0
74	3/10/11	Pekka Rinne	19	Minnesota 0 at Nashville 4
75	10/22/11	Pekka Rinne	33	Nashville 2 at Calgary 0
76	10/29/11	Pekka Rinne	20	Anaheim 0 at Nashville 3
77	11/3/11	Pekka Rinne	35	Nashville 3 at Phoenix 0
78	1/19/12	Pekka Rinne	38	Nashville 3 at Columbus 0
79	4/5/12	Pekka Rinne	28	Dallas 0 at Nashville 2
80	2/7/13	Pekka Rinne	32	Los Angeles 0 at Nashville 3
81	2/12/13	Pekka Rinne	12	San Jose 0 at Nashville 1 (OT)
82	2/14/13	Pekka Rinne	19	Phoenix 0 at Nashville 3
83	3/8/13	Pekka Rinne	24	Edmonton 0 at Nashville 6
84	3/12/13	Pekka Rinne	32	Nashville 4 at Dallas 0



TEAM HISTORY & RECORDS

SHUTOUTS AGAINST

DATE	GOALTENDER	SAVES	SCORE
1 10/10/98	Kirk McLean	26	Florida 1 at Nashville 0
2 11/24/98	Jamie McLennan	19	Nashville 0 at St. Louis 4
3 12/28/98	Ed Belfour	14	Nashville 0 at Dallas 1
4 1/11/99	John Vanbiesbrouck	24	Nashville 0 at Philadelphia 8
5 3/28/99	Roman Turek	21	Dallas 3 at Nashville 0
6 10/2/99	Stephane Fiset	27	Los Angeles 2 at Nashville 0
7 11/26/99	Craig Billington	19	Nashville 0 at Washington 1
8 2/16/00	Manny Fernandez	18	Nashville 0 at Dallas 3
9 3/5/00	Guy Hebert	33	Nashville 0 at Anaheim 1
10 3/21/00	Brian Boucher	27	Philadelphia 2 at Nashville 0
11 11/15/00	Milan Hnilecka	37	Nashville 0 at Atlanta 1
12 11/22/00	Ed Belfour	24	Dallas 1 at Nashville 0
13 11/24/00	Roman Turek	28	St. Louis 4 at Nashville 0
14 12/6/00	Tommy Salo	18	Nashville 0 at Edmonton 4
15 12/7/00	Mike Vernon	15	Nashville 0 at Calgary 3
16 12/16/00	Jocelyn Thibault	24	Chicago 3 at Nashville 0
17 1/6/01	Martin Biron	29	Buffalo 2 at Nashville 0
18 2/16/01	Evgeni Nabokov	19	San Jose 2 at Nashville 0
19 3/1/01	Jean-Sebastien Giguere	31	Nashville 0 at Anaheim 1 (OT)
20 3/21/01	Jamie McLennan	27	Nashville 0 at Minnesota 0 (OT)
21 3/24/01	Patrick Lalime	20	Ottawa 4 at Nashville 0
22 4/7/01	Roman Turek	19	Nashville 0 at St. Louis 1
23 10/27/01	Manny Legace (34:18, 15)/ Dominik Hasek (25:42, 4)	19	Detroit 1 at Nashville 0
24 11/2/01	Ed Belfour	16	Nashville 0 at Dallas 3
25 11/29/01	Sean Burke	27	Nashville 0 at Phoenix 1
26 12/26/01	Kevin Weekes	31	Tampa Bay 1 at Nashville 0
27 1/15/02	Felix Potvin	24	Nashville 0 at Los Angeles 2
28 1/21/02	Robert Esche	19	Phoenix 1 at Nashville 0
29 3/12/02	Dan Cloutier	23	Vancouver 5 at Nashville 0
30 10/30/02	Fred Brathwaite	19	Nashville 0 at St. Louis 7
31 12/8/02	Jean-Sebastien Giguere	20	Nashville 0 at Anaheim 3
32 12/10/02	Felix Potvin	19	Los Angeles 3 at Nashville 0
33 12/17/02	Roman Turek	23	Calgary 3 at Nashville 0
34 1/12/03	Jocelyn Thibault	17	Nashville 0 at Chicago 2
35 2/22/03	Patrick Lalime	18	Nashville 0 at Ottawa 4
36 3/15/03	Chris Osgood	35	St. Louis 1 at Nashville 0
37 3/31/03	Curtis Joseph	27	Nashville 0 at Detroit 3
38 4/4/03	Sean Burke	24	Nashville 0 at Phoenix 1
39 4/6/03	Marty Turco	21	Nashville 0 at Dallas 2
40 10/28/03	Brent Johnson	26	Nashville 0 at St. Louis 1
41 11/19/03	Roman Cechmanek	30	Nashville 0 at Los Angeles 3
42 1/5/04	Curtis Joseph	26	Nashville 0 at Detroit 6
43 1/13/04	Roman Cechmanek	29	Los Angeles 0 at Nashville 0 (OT)
44 1/22/04	Roman Turek	23	Nashville 0 at Calgary 4
45 2/23/04	Cristobal Huet	21	Nashville 0 at Los Angeles 3

NO. DATE	GOALTENDER	SAVES	SCORE
46 1/3/06	David Aebischer	32	Nashville 0 at Colorado 3
47 2/8/06	Manny Legace	20	Nashville 0 at Detroit 6
48 3/1/06	Craig Anderson	20	Nashville 0 at Chicago 3
49 11/10/06	Dominik Hasek	21	Nashville 0 at Detroit 3
50 11/22/06	Mike Smith	17	Nashville 0 at Dallas 1
51 12/6/06	Jean-Sebastien Giguere	21	Nashville 0 at Anaheim 4
52 2/16/07	Manny Legace	19	Nashville 0 at St. Louis 1
53 3/21/07	Roberto Luongo	20	Nashville 0 at Vancouver 2
54 10/20/07	Evgeni Nabokov	22	Nashville 0 at San Jose 3
55 10/23/07	Jason Labarbera	17	Nashville 0 at Los Angeles 6
56 3/30/08	Dominik Hasek	22	Nashville 0 at Detroit 1 (OT)
57 11/4/08	Roberto Luongo	24	Nashville 0 at Vancouver 4
58 11/8/08	Peter Budaj	26	Nashville 0 at Colorado 1
59 11/25/08	Chris Mason	47	St. Louis 1 at Nashville 0 (SO)
60 12/23/08	Tomas Vokoun	27	Nashville 0 at Florida 3
61 2/16/09	Alex Auld	24	Ottawa 2 at Nashville 0
62 10/10/09	Ryan Miller	25	Buffalo 1 at Nashville 0
63 10/14/09	Marty Turco	29	Nashville 0 at Dallas 6
64 10/24/09	Cristobal Huet	27	Nashville 0 at Chicago 2
65 11/5/09	Jonas Hiller	40	Nashville 0 at Anaheim 4
66 11/30/09	Miikka Kiprusoff	22	Calgary 4 at Nashville 0
67 2/2/10	Ilya Bryzgalov	25	Phoenix 1 at Nashville 0 (SO)
68 3/27/10	Jimmy Howard	33	Detroit 1 at Nashville 0 (SO)
69 3/30/10	Jonathan Bernier	34	Los Angeles 2 at Nashville 0
70 10/19/10	Miikka Kiprusoff	34	Calgary 1 at Nashville 0 (OT)
71 10/28/10	Jaroslav Halak	24	St. Louis 3 at Nashville 0
72 11/22/10	Steve Mason	27	Nashville 0 at Columbus 2
73 12/26/10	Jaroslav Halak	32	Nashville 0 at St. Louis 2
74 2/7/11	Devan Dubnyk	37	Edmonton 4 at Nashville 0
75 2/22/11	Steve Mason	20	Nashville 0 at Columbus 4
76 2/24/11	Corey Crawford	25	Chicago 3 at Nashville 0
77 4/9/11	Jaroslav Halak	24	St. Louis 2 at Nashville 0
78 11/29/11	Miikka Kiprusoff	26	Nashville 0 at Calgary 1
79 1/7/12	Henrik Lundqvist	27	Nashville 0 at NY Rangers 3
80 3/27/12	Brian Elliott	24	Nashville 0 at St. Louis 3
81 1/24/13	Jaroslav Halak	13	Nashville 0 at St. Louis 3
82 1/28/13	Chad Johnson	21	Nashville 0 at Phoenix 4
83 2/10/13	Corey Crawford	17	Chicago 3 at Nashville 0
84 2/22/13	Roberto Luongo	23	Vancouver 1 at Nashville 0
85 2/23/13	Jimmy Howard	33	Nashville 0 at Detroit 4
86 3/30/13	Semyon Varlamov	34	Nashville 0 at Colorado 1 (OT)
87 4/6/13	Ray Emery	20	Chicago 1 at Nashville 0
88 4/9/13	Brian Elliott	15	St. Louis 1 at Nashville 0

TEAM HISTORY & RECORDS

OVERTIME HISTORY

YEAR	HOME					ROAD					OVERALL				
	GP	W	L	T	PCT	GP	W	L	T	PCT	GP	W	L	T	PCT
1998-99	5	0	1	4	.400	5	1	1	3	.500	10	1	2	7	.450
1999-00	5	0	2	3	.300	13	4	5	4	.462	18	4	7	7	.416
2000-01	9	2	0	7	.611	8	3	3	2	.500	17	5	3	9	.558
2001-02	10	2	0	8	.600	8	3	0	5	.688	18	5	0	13	.638
2002-03	9	3	1	5	.611	16	2	6	8	.375	25	5	7	13	.460
2003-04	12	3	2	7	.542	10	4	2	4	.600	22	7	4	11	.568
2005-06	6	5	1	-	.833	11	4	7	-	.364	17	9	8	-	.529
2006-07	9	4	5	-	.444	8	5	3	-	.625	17	9	8	-	.529
2007-08	9	5	4	-	.556	8	3	5	-	.375	17	8	9	-	.471
2008-09	10	6	4	-	.600	10	6	4	-	.600	20	12	8	-	.600
2009-10	10	7	3	-	.700	10	7	3	-	.700	20	14	6	-	.700
2010-11	11	3	8	-	.272	8	5	3	-	.625	19	8	11	-	.421
2011-12	9	4	5	-	.444	7	4	3	-	.571	16	8	8	-	.500
2012-13	7	3	4	-	.429	7	2	5	-	.286	14	5	9	-	.357
TOTAL	121	47	40	34	.529	129	53	50	26	.512	250	100	90	60	.520

YEAR	HOME					ROAD					OVERALL				
	WINS		LOSSES			WINS		LOSSES			WINS		LOSSES		
	GP	OTW	SOW	OTL	SOL	GP	OTW	SOW	OTL	SOL	GP	OTW	SOW	OTL	SOL
2005-06	6	1	4	0	1	11	2	2	5	2	17	3	6	5	3
2006-07	9	2	2	2	3	8	1	4	1	2	17	3	6	3	5
2007-08	9	3	2	1	3	8	2	1	3	2	17	5	3	4	5
2008-09	10	2	4	2	2	10	4	2	1	3	20	6	6	3	5
2009-10	10	1	6	1	2	10	5	2	1	2	20	6	8	2	4
2010-11	11	1	2	5	3	8	1	4	2	1	19	2	6	7	4
2011-12	9	1	3	2	3	7	2	2	1	2	16	3	5	3	5
2012-13	7	3	0	0	4	7	0	2	3	2	14	3	2	3	6
TOTAL	71	14	23	13	21	69	17	19	17	16	140	31	42	30	37

TEAM RECORD VS. NHL

	GP	W	L	T	PCT
Anaheim	14	5	7	2	.429
Boston	5	3	1	1	.700
Buffalo	3	1	1	1	.500
Calgary	11	2	5	4	.364
Carolina	4	2	1	1	.625
Chicago	17	6	7	4	.471
Colorado	12	5	2	5	.625
Columbus	17	10	6	1	.618
Dallas	4	2	1	1	.625
Detroit	21	8	9	4	.476
Edmonton	10	4	3	3	.550
Florida	6	3	0	3	.750
Los Angeles	9	3	3	3	.500
Minnesota	12	2	5	5	.375
Montreal	5	1	3	1	.300
New Jersey	5	2	3	0	.400
NY Islanders	3	1	2	0	.333
NY Rangers	4	2	1	1	.625
Ottawa	1	1	0	0	1.000
Philadelphia	6	3	0	3	.750
Phoenix	12	7	3	2	.667
Pittsburgh	5	1	2	2	.400
St. Louis	23	12	8	4	.609
San Jose	14	6	6	2	.500
Tampa Bay	3	0	1	2	.333
Toronto	2	1	0	1	.750
Vancouver	7	1	4	2	.286
Washington	5	0	4	1	.100
Winnipeg	5	2	2	1	.500

NASHVILLE GOALTENDER RECORDS

	GP	W	L	T	PCT
Dunham	44	11	9	24	.523
Ellis	20	12	8	0	.600
Lindback	5	3	2	0	.600
Mason	25	12	12	1	.500
Rinne	69	36	33	0	.522
Vokoun	86	26	25	35	.506

TEAM HISTORY & RECORDS

OVERTIME HISTORY

OPPOSING GOALTENDER RECORDS (vs. NSH)

	GP	W	L	T	PCT
Aebischer	2	0	2	0	.000
Anderson	3	0	3	0	.000
Aubin	1	0	0	1	.500
Auld	1	0	1	0	.000
Backstrom	6	4	2	0	.667
Belfour	1	1	0	0	1.000
Billington	1	0	0	1	.500
Biron	2	1	0	1	.750
Bobrovsky	1	1	0	0	1.000
Boucher	4	1	2	1	.375
Brathwaite	3	1	0	2	.667
Brodeur	4	2	2	0	.500
Bryzgalov	5	2	3	0	.400
Budaj	1	1	0	0	1.000
Burke	3	0	2	1	.167
Cechmanek	4	0	1	3	.375
Clemmensen	2	0	2	0	.000
Cloutier	2	1	0	1	.750
Conklin	3	1	2	0	.333
Crawford	3	2	1	0	.667
Dafoe	2	0	1	1	.250
Dubnyk	1	0	1	0	.000
Denis	4	1	1	2	.500
Dunham	1	0	1	0	.000
Elliott	1	1	0	0	1.000
Fasth	2	2	0	0	1.000
Fernandez	4	0	1	3	.375
Fitzpatrick	1	0	0	1	.500
Fleury	2	1	1	0	.500
Fuhr	1	1	0	0	1.000
Garon	3	1	2	0	.333
Gerber	3	3	0	0	1.000
Giguere	9	4	5	0	.444
Gustavsson	1	0	1	0	.000
Hackett	1	0	0	1	.500
Halak	7	4	2	0	.571
Harding	1	0	1	0	.000
Hasek	4	2	1	1	.625
Hebert	2	0	0	2	.500
Hedberg	3	1	1	1	.500
Hnilicka	1	0	0	1	.500
Hodson	1	0	0	1	.500
Holmqvist	1	1	0	0	1.000
Howard	3	2	1	0	.667
Huet	2	0	2	0	.000
Irbe	1	0	0	1	.500
B. Johnson	3	1	1	1	.500
Joseph	2	0	0	2	.500
Khabibulin	4	1	2	1	.375
Kiprusoff	5	2	2	1	.500
Labarbera	1	1	0	0	.000
Lalime	2	1	1	0	.500

	GP	W	L	T	PCT
Leclaire	1	0	1	0	.000
Legace	8	0	7	1	.063
Lehtonen	1	1	0	0	1.000
LeNeveu	1	0	1	0	.000
Lundqvist	1	1	0	0	1.000
Luongo	7	3	1	3	.643
Maracle	1	0	1	0	.000
Markkanen	2	0	2	0	.000
C. Mason	4	2	2	0	.500
S. Mason	5	1	4	0	.200
McLean	1	0	1	0	.000
McLennan	2	0	0	2	.500
R. Miller	1	0	1	0	.000
Munro	1	0	0	1	.500
Nabokov	5	1	2	2	.400
Neuvirth	1	1	0	0	1.000
Niemi	6	3	3	0	.500
Niittymaki	1	0	1	0	.000
Nilstorp	1	0	1	0	.000
Norrena	1	0	1	0	.000
Osgood	10	6	2	2	.700
Passmore	2	0	0	2	.500
Pavelec	1	1	0	0	1.000
Pelletier	1	0	1	0	.000
Potvin	3	1	0	2	.667
Prusek	1	1	0	0	1.000
Quick	2	0	2	0	.000
Rask	1	0	1	0	.000
Richter	1	0	0	1	.500
Roloson	2	0	1	1	.250
Roy	5	1	0	4	.600
Salo	5	1	2	2	.400
Sanford	3	2	1	0	.667
Schaefer	1	1	0	0	1.000
Schwab	1	0	1	0	.000
Shtalenkov	1	0	0	1	.500
Skudra	1	1	0	0	1.000
Mike Smith	1	0	1	0	.000
Snow	1	1	0	0	1.000
Storr	2	1	1	0	.500
Theodore	2	2	0	0	1.000
Thibault	3	0	2	1	.167
Thomas	1	1	0	0	1.000
Toivonen	2	1	1	0	.500
Toskala	1	1	0	0	1.000
Turco	3	0	2	1	.167
Turek	4	1	1	2	.500
Vanbiesbrouck	1	0	0	1	.500
Varlamov	2	2	0	0	1.000
C. Ward	1	0	1	0	.000
Weekes	1	0	1	0	.000

TEAM HISTORY & RECORDS

OVERTIME HISTORY

OPPONENT OVERTIME SCORING

	G	A	PTS
S. Fedorov	1	2	3
C. Pronger	1	2	3
Marleau	2	0	2
Shanahan	2	0	2
A. Aucoin	1	1	2
Bertuzzi	1	1	2
B. Morrison	1	1	2
Selanne	1	1	2
D. Keith	0	2	2
Ovechkin	0	2	2
Rafalski	0	2	2
M. Savard	0	2	2
Spacek	0	2	2
J. Thornton	0	2	2
Tverdovsky	0	2	2
I. White	0	2	2
Zanon	0	2	1
Zetterberg	0	2	1
Albelin	1	0	1
Barrie	1	0	1
Bogosian	1	0	1
Rene Bourque	1	0	1
Briere	1	0	1
V. Bure	1	0	1
Cleary	1	0	1
Cross	1	0	1
Crowley	1	0	1
Eastwood	1	0	1
Ebbett	1	0	1
Erhoff	1	0	1
Elias	1	0	1
Foote	1	0	1
P. Forsberg	1	0	1
Franzen	1	0	1
Gaborik	1	0	1
Hamilton	1	0	1
Hossa	1	0	1
Hull	1	0	1
F. Kaberle	1	0	1
Vy. Kozlov	1	0	1
L. Krajicek	1	0	1
Laich	1	0	1
Letang	1	0	1
McCauley	1	0	1
Messier	1	0	1
Z. Michalek	1	0	1
Kip Miller	1	0	1
Modry	1	0	1
Pacioretty	1	0	1
Papineau	1	0	1
Prospal	1	0	1
Setoguchi	1	0	1
Souray	1	0	1
Stalberg	1	0	1
Stumpel	1	0	1
S. Thomas	1	0	1
Tkachuk	1	0	1
Warrener	1	0	1
Wisniewski	1	0	1
Woolley	1	0	1
Wright	1	0	1
Amonte	0	1	1
Backstrom	0	1	1
Bates	0	1	1
Bednar	0	1	1
R. Blake	0	1	1

	G	A	PTS
Ray Bourque	0	1	1
D. Boyle	0	1	1
Bulis	0	1	1
Burmistrov	0	1	1
Chelios	0	1	1
Chubarov	0	1	1
Cooke	0	1	1
Crosby	0	1	1
Cullen	0	1	1
Datsyuk	0	1	1
Demitra	0	1	1
Desharnais	0	1	1
Doan	0	1	1
Domenichelli	0	1	1
Dvorak	0	1	1
Eager	0	1	1
Getzlaf	0	1	1
Gomez	0	1	1
Hejduk	0	1	1
Huskins	0	1	1
Jagr	0	1	1
K. Johnsson	0	1	1
P. Kane	0	1	1
Kennedy	0	1	1
Kesler	0	1	1
S. Koivu	0	1	1
M. Koivu	0	1	1
Viktor Kozlov	0	1	1
Latendresse	0	1	1
Letowski	0	1	1
Lidstrom	0	1	1
Lukowich	0	1	1
A. MacInnis	0	1	1
Marchant	0	1	1
Matvichuk	0	1	1
McDonald	0	1	1
D. Morris	0	1	1
Nagy	0	1	1
Nickulas	0	1	1
R. Neidermayer	0	1	1
Oshie	0	1	1
Palfy	0	1	1
Parenteau	0	1	1
Patrick	0	1	1
B. Richards	0	1	1
Salei	0	1	1
Salvador	0	1	1
Satan	0	1	1
Seabrook	0	1	1
Semin	0	1	1
Sharp	0	1	1
Sopel	0	1	1
Stoll	0	1	1
B. Stuart	0	1	1
Subban	0	1	1
Suchy	0	1	1
R. Suter	0	1	1
Tanguay	0	1	1
Toews	0	1	1
Vermette	0	1	1
Visnovsky	0	1	1
Vrbata	0	1	1
S. Yelle	0	1	1
M. York	0	1	1
Yzerman	0	1	1

NASHVILLE OVERTIME SCORING

	G	A	PTS
Legwand	9	8	17
Weber	5	5	10
Suter	2	6	8
Timonen	1	6	7
Sullivan	3	3	6
Walker	3	3	6
Zidlicky	1	5	6
Delmore	3	2	5
Johnson	2	3	5
Erat	2	3	5
Hartnell	2	2	4
Ronning	2	2	4
C. Wilson	2	2	4
Arnott	1	3	4
Dumont	1	3	4
Arhipov	2	1	3
Bouillon	1	2	3
Hamhuis	1	2	3
Eaton	1	2	3
Kariya	1	2	3
J. York	1	2	3
Bonk	0	3	3
Orszagh	0	3	3
Peeverley	1	1	2
Radulov	1	1	2
S. Kostitsyn	0	2	2
Murray	0	2	2
Skrastins	0	2	2
Ward	0	2	2
Yachmenev	0	2	2
Berenzweig	1	0	1
Bordeleau	1	0	1
P. Forsberg	1	0	1
Franson	1	0	1
Hulse	1	0	1
Hutchinson	1	0	1
Josi	1	0	1
Koistinen	1	0	1
Krivokrasov	1	0	1
Robitaille	1	0	1
Classen	0	1	1
de Vries	0	1	1
Ellis	0	1	1
Fitzgerald	0	1	1
Goc	0	1	1
Hlavac	0	1	1
Houlder	0	1	1
Millar	0	1	1
Peltonen	0	1	1
Rinne	0	1	1
Zanon	0	1	1

TEAM HISTORY & RECORDS

OVERTIME HISTORY

OVERTIME DECISIONS

Date	Result	Goal Scorer/Time	Goaltenders
1/14/99	Nashville 1 at DETROIT 2	Vy. Kozlov, 2:54	Vokoun/Osgood
1/30/99	NASHVILLE 3 at New Jersey 2	Bordeleau, 2:43	Dunham/Brodeur
2/13/99	PITTSBURGH 3 at Nashville 2	K. Miller, 3:39	Vokoun/Skudra
11/3/99	Nashville 4 at CALGARY 5	Albelin, 4:56	Dunham/Fuhr
11/22/99	Nashville 2 at ST. LOUIS 3	Eastwood, 2:39	Dunham/Turek
12/6/99	NASHVILLE 4 at Atlanta 3	Robitaille, 2:26	Dunham/Maracle
1/13/00	VANCOUVER 4 at Nashville 3	Messier, 3:29	Dunham/Snow
1/21/00	Nashville 4 at CALGARY 5	V. Bure, 3:06	Dunham/Brathwaite
1/24/00	NASHVILLE 3 at Edmonton 2	Krivokrasov, 1:19	Dunham/Salo
2/10/00	BUFFALO 2 at Nashville 1	Woolley, 4:08	Vokoun/Hasek
3/4/00	Nashville 2 at LOS ANGELES 3	Stumpel, 0:28	Dunham/Storr
3/14/00	Nashville 2 at DETROIT 3	Shanahan, 4:10	Vokoun/Osgood
3/17/00	NASHVILLE 4 at Phoenix 3	Johnson, 3:56	Vokoun/Burke
3/19/00	NASHVILLE 2 at Los Angeles 1	Ronning, 0:51	Dunham/Storr
10/19/00	NASHVILLE 2 at Detroit 1	Ronning, 1:51	Dunham/Legace
10/25/00	Nashville 1 at COLORADO 2	Forsberg, 3:58	Dunham/Roy
* 12/23/00	NASHVILLE 3 at NY Rangers 2	Legwand, 3:17	Dunham/McLean
1/17/01	Nashville 3 at DALLAS 4	Hull, 1:41	Vokoun/Belfour
1/19/01	Boston 0 at NASHVILLE 1	Hulse, 2:24	Dunham/Dafoe
3/11/01	Nashville 0 at ANAHEIM 1	Crowley, 3:40	Dunham/Giguere
3/22/01	NASHVILLE 2 at Chicago 1	Eaton, 1:54	Vokoun/Thibault
3/29/01	Phoenix 3 at NASHVILLE 4	Legwand, 0:36	Vokoun/Burke
10/25/01	NASHVILLE 5 at Calgary 4	Delmore, 3:20	Dunham/Turek
12/29/01	Detroit 2 at NASHVILLE 3	Berenzweig, 2:20	Dunham/Hasek
1/17/02	Toronto 2 at NASHVILLE 3	Johnson, 0:47	Dunham/Schwab
1/24/02	NASHVILLE 3 at Philadelphia 2	Arhipov, 1:16	Dunham/Cechmanek
2/9/02	NASHVILLE 1 at Columbus 0	Arhipov, 2:45	Vokoun/Denis
10/15/02	Nashville 3 at NY ISLANDERS 4	Aucoin, 1:50	Vokoun/Osgood
10/18/02	Nashville 2 at NEW JERSEY 3	Elias, 1:16	Dunham/Brodeur
11/2/02	Nashville 5 at LOS ANGELES 6	Modry, 1:45	Dunham/Potvin
11/3/02	Nashville 1 at PHOENIX 2	Briere, 4:20	Vokoun/Boucher
12/23/02	NASHVILLE 3 at Florida 2	Legwand, 0:48	Vokoun/Luongo
1/7/03	St. Louis 1 at NASHVILLE 2	Delmore, 4:44	Vokoun/Johnson
1/11/03	Phoenix 3 at NASHVILLE 4	Walker, 0:37	Vokoun/Pelletier
1/18/03	NASHVILLE 3 at Edmonton 2	Delmore, 3:35	Vokoun/Markkanen
3/1/03	Chicago 4 at NASHVILLE 5	Walker, 2:49	Vokoun/Thibault
3/4/03	Nashville 1 at ST. LOUIS 2	Papineau, 1:45	Vokoun/Sanford
3/23/03	Nashville 2 at EDMONTON 3	Cross, 2:12	Vokoun/Salo
4/1/03	ANAHEIM 2 at Nashville 1	Thomas, 4:07	Vokoun/Giguere
11/21/03	NASHVILLE 4 at Anaheim 3	Hartnell, 1:31	Vokoun/Giguere
12/3/03	NASHVILLE 2 at Carolina 1	Hartnell, 3:30	Vokoun/Weekes
12/16/03	VANCOUVER 2 at Nashville 1	Morrison, 1:19	Vokoun/Cloutier
12/18/03	Nashville 4 at MONTREAL 5	Souray, 0:35	Vokoun/Garon
1/8/04	Colorado 3 at NASHVILLE 4	York, 1:12	Mason/Aebischer
1/31/04	San Jose 2 at NASHVILLE 3	Zidlicky, 4:44	Vokoun/Nabokov
2/20/04	NASHVILLE 3 at Anaheim 2	Walker, 3:34	Vokoun/Giguere
2/28/04	NY Rangers 1 at NASHVILLE 2	Hutchinson, 3:50	Vokoun/Markkanen
3/14/04	Nashville 2 at DETROIT 3	Shanahan, 0:40	Vokoun/Joseph
3/27/04	COLUMBUS 3 at Nashville 2	Wright, 2:03	Vokoun/Denis
4/4/04	NASHVILLE 2 at Colorado 1	Legwand, 0:32	Mason/Salo
10/26/05	Nashville 2 at COLUMBUS 3	Foote, 0:35	Vokoun/Prusek
11/2/05	Nashville 2 at SAN JOSE 3	McCauley, 1:44	Mason/Schaefer
* 1/13/06	Nashville 4 at CAROLINA 5	Kaberle, 2:31	Vokoun/Gerber
1/24/06	NASHVILLE 2 at Detroit 1	Kariya, 0:35	Vokoun/Legace
2/2/06	Colorado 3 at NASHVILLE 4	Sullivan, 2:09	Vokoun/Aebischer
3/5/06	Nashville 2 at EDMONTON 3	Pronger, 4:17	Vokoun/Conklin
3/9/06	NASHVILLE 3 at Vancouver 2	Legwand, 0:06	Vokoun/Auld
3/11/06	Nashville 2 at SAN JOSE 3	Ehrhoff, 2:56	Vokoun/Toskala

TEAM HISTORY & RECORDS

OVERTIME HISTORY

OVERTIME DECISIONS

Date	Result	Goal Scorer/Time	Goaltenders
10/21/06	VANCOUVER 4 at Nashville 3	Krajicek, 2:32	Vokoun/Luongo
12/2/06	CHICAGO 4 at Nashville 3	Hamilton, 0:59	Mason/Khabibulin
12/17/06	NASHVILLE 2 at St. Louis 1	Timonen, 3:11	Mason/Legace
1/9/07	Anaheim 4 at NASHVILLE 5	Sullivan, 3:12	Vokoun/Bryzgalov
2/24/07	Detroit 3 at NASHVILLE 4	Forsberg, 2:11	Vokoun/Osgood
3/22/07	Nashville 2 at CALGARY 3	Warrener, 1:27	Mason/Kiprusoff
11/15/07	Chicago 4 at NASHVILLE 5	Erat, 0:19	Mason/Khabibulin
1/24/08	Nashville 3 at PHOENIX 4	Michalek, 4:31	Mason/Bryzgalov
2/2/08	Phoenix 2 at NASHVILLE 3	Radulov, 4:10	Ellis/Bryzgalov
2/7/08	TAMPA BAY 2 at Nashville 1	Prospal, 0:58	Ellis/Holmqvist
2/16/08	St. Louis 1 at NASHVILLE 2	Weber, 0:40	Ellis/Legace
2/17/08	Nashville 4 at MINNESOTA 5	Gaborik, 4:55	Mason/Backstrom
3/7/08	NASHVILLE 2 at Calgary 1	Dumont, 2:13	Ellis/Kiprusoff
3/30/08	Nashville 0 at DETROIT 1	Franzen, 3:21	Ellis/Hasek
4/1/08	NASHVILLE 4 at St. Louis 3	Peverley, 1:43	Mason/Toivonen
11/11/08	NASHVILLE 4 at San Jose 3	Koistinen, 2:28	Ellis/Boucher
11/14/08	NASHVILLE 4 at Anaheim 3	Hamhuis, 2:17	Ellis/Giguere
11/28/08	NASHVILLE 4 at Atlanta 3	Suter, 1:44	Rinne/Hedberg
2/19/09	ST. LOUIS 2 at Nashville 1	Tkachuk, 2:52	Rinne/Mason
2/21/09	NASHVILLE 1 at St. Louis 0	Weber, 2:36	Rinne/Mason
3/3/09	Edmonton 5 at NASHVILLE 6	Arnott, 2:31	Rinne/Roloson
3/10/09	WASHINGTON 2 at Nashville 1	Fedorov, 2:20	Ellis/Theodore
3/18/09	Nashville 3 at ANAHEIM 4	Selanne, 0:34	Rinne/Giguere
3/28/09	Los Angeles 3 at NASHVILLE 4	Sullivan, 3:41	Rinne/Quick
10/22/09	NASHVILLE 6 at Ottawa 5	Weber, 2:11	Rinne/Leclaire
11/25/09	NASHVILLE 4 at Colorado 3	Legwand, 3:07	Rinne/Anderson
12/2/09	Nashville 4 at MINNESOTA 5	Ebbett, 1:26	Rinne/Backstrom
12/12/09	DETROIT 3 at Nashville 2	Bertuzzi, 0:24	Rinne/Osgood
12/31/09	NASHVILLE 2 at Columbus 1	Legwand, 0:28	Ellis/Garon
3/20/10	Columbus 0 at NASHVILLE 1	Franzon, 1:54	Rinne/Mason
3/29/10	NASHVILLE 3 at Florida 2	Bouillon, 1:00	Ellis/Clemmensen
4/3/10	NASHVILLE 4 at Detroit 3	Suter, 0:16	Rinne/Howard
10/16/10	WASHINGTON 3 at Nashville 2	Laich, 1:44	Lindback/Neuvirth
10/19/10	CALGARY 1 at Nashville 0	Bourque, 2:10	Rinne/Kiprusoff
10/21/10	PITTSBURGH 4 at Nashville 3	Letang, 3:49	Rinne/Fleury
12/6/10	Nashville 2 at ATLANTA 3	Bogosian, 2:11	Lindback/Pavelec
2/15/11	SAN JOSE 2 at Nashville 1	Marleau, 3:53	Rinne/Niemi
3/8/11	Nashville 2 at SAN JOSE 3	Marleau, 3:24	Rinne/Niemi
3/17/11	Boston 3 at NASHVILLE 4	Weber, 3:37	Rinne/Rask
3/20/11	NASHVILLE 4 at Buffalo 3	Erat, 0:27	Lindback/Miller
4/2/11	DETROIT 4 at Nashville 3	Cleary, 2:58	Rinne/Howard
10/31/11	Nashville 4 at CHICAGO 5	Stalberg, 2:18	Rinne/Crawford
11/5/11	NASHVILLE 4 at San Jose 3	Legwand, 2:53	Rinne/Niemi
11/12/11	MONTREAL 2 at Nashville 1	Pacioretty, 2:31	Rinne/Budaj
11/19/11	COLUMBUS 4 at Nashville 3	Wisniewski, 2:43	Rinne/Sanford
12/8/11	NASHVILLE 4 at Columbus 3	Wilson, 1:45	Rinne/Sanford
1/12/12	Colorado 2 at NASHVILLE 3	Legwand, 0:34	Rinne/Giguere
2/9/13	Nashville 1 at MINNESOTA 2	Setoguchi, 4:21	Mason/Backstrom
2/12/13	San Jose 0 at NASHVILLE 1	Wilson, 2:08	Rinne/Niemi
2/19/13	Detroit 3 at NASHVILLE 4	Weber, 0:44	Rinne/Gustavsson
2/25/13	Dallas 4 at NASHVILLE 5	Josi, 0:28	Rinne/Niilstop
3/30/13	Nashville 0 at COLORADO 1	Barrie, 0:50	Rinne/Varlamov
4/19/13	Nashville 4 at CHICAGO 5	Hossa, 0:52	Rinne/Crawford

SCORELESS TIES

Date	Result	Goaltenders
3/21/01	Nashville 0 at Minnesota 0	Dunham/McLennan
1/13/04	Los Angeles 0 at Nashville 0	Mason/Cechmanek

* denotes game ended in overtime with a converted penalty shot

TEAM HISTORY & RECORDS

ALL-TIME SHOOTOUTS

Nashville Goaltenders

Goalie	Goals	Attempts	%	W-L
Lindback	0	3	100.00%	1-0
Rinne	46	165	72.12%	23-20
Mason	11	38	71.05%	7-5
Ellis	12	30	60.00%	5-6
Vokoun	15	37	59.46%	6-6
TEAM TOTALS	84	273	69.23%	42-37

Opposing Goaltenders

Goalie	Goals	Attempts	%	W-L
Kiprusoff (CGY)	0	3	100.00%	1-0
Leclaire (CBJ)	0	3	100.00%	1-0
Lehtonen (ATL)	0	3	100.00%	1-0
Lundqvist (NJR)	0	3	100.00%	1-0
Toivonen (STL)	0	3	100.00%	1-0
Varlamov (WSH)	0	3	100.00%	1-0
Elliott (STL)	0	2	100.00%	1-0
Hedberg (N.J.)	0	2	100.00%	1-0
LaBarbera (L.A.)	0	2	100.00%	1-0
Thomas (BOS)	0	2	100.00%	1-0
Howard (DET)	1	11	90.91%	1-0
Luongo (VAN)	1	9	88.89%	2-0
Bobrovsky (CBJ)	1	6	83.33%	1-0
Fasth (ANA)	1	6	83.33%	2-0
Giguere (ANA)	2	10	80.00%	2-1
Niemi (S.J.)	1	5	80.00%	1-1
Halak (MTL-STL)	5	23	78.26%	3-3
Bryzgalov (PHX)	3	13	76.92%	1-1
Biron (NYI)	1	4	75.00%	1-0
Gerber (EDM)	1	4	75.00%	1-0
C. Mason (STL)	1	4	75.00%	1-1
Theodore (WSH)	1	4	75.00%	1-0
Crawford (CHI)	2	7	71.43%	1-1
Osgood (DET)	3	10	70.00%	2-1
Clemmensen (N.J.)	1	3	66.67%	0-1
Leneveu (PHX)	1	3	66.67%	0-1
Brodeur (N.J.)	2	5	60.00%	1-1
Nabokov (S.J.)	3	7	57.14%	1-1
Turco (DAL-CHI)	3	7	57.14%	0-2
Backstrom (MIN)	4	9	55.56%	2-1
S. Mason (CBJ)	5	11	54.55%	1-3
Legace (DET-STL)	6	12	50.00%	0-3
Quick (L.A.)	4	8	50.00%	0-1
Conklin (CBJ-STL)	2	4	50.00%	0-2
Fernandez (BOS)	2	4	50.00%	0-1
Boucher (PHI)	1	2	50.00%	0-1
Dubnyk (EDM)	1	2	50.00%	0-1
Harding (MIN)	1	2	50.00%	0-1
Norrena (CBJ)	1	2	50.00%	0-1
Smith (PHX)	1	2	50.00%	0-1
Lalime (STL-CHI)	4	7	42.86%	2-1
Garon (CBJ)	3	5	40.00%	0-1
Ward (CAR)	2	3	33.33%	0-1
Anderson (CHI-FLA)	3	4	25.00%	0-2
Huet (MTL-CHI)	4	5	20.00%	0-2
Dunham (NYI)	2	2	0.00%	0-1
Fleury (PIT)	2	2	0.00%	0-1
Khabibulin (CHI)	2	2	0.00%	0-1
Niittymäki (PHI)	2	2	0.00%	0-1
OPP. TOTALS	86	257	66.54%	37-42

Nashville Shooters

Player	Goals	Attempts	%	GDG
Santorelli	3	3	100.00%	1
Sillinger	1	1	100.00%	0
Koistinen	3	4	75.00%	1
Kariya	12	18	66.67%	3
Arnott	2	3	66.67%	1
Bonk	2	4	50.00%	0
A. Kostitsyn	1	2	50.00%	1
O'Reilly	5	11	45.45%	2
C. Smith	5	11	45.45%	1
Peverley	2	5	40.00%	1
Legwand	9	27	33.33%	4
Radulov	5	15	33.33%	4
Fiddler	2	6	33.33%	0
Bourque	1	3	33.33%	0
Sullivan	9	28	32.14%	6
Erat	15	47	31.91%	11
Goc	3	11	27.27%	2
Franson	1	4	25.00%	1
S. Kostitsyn	1	5	20.00%	1
Dumont	2	11	18.18%	1
C. Wilson	1	6	16.67%	1
Zidlicky	1	6	16.67%	0
Beck	0	1	0.00%	0
Bouillon	0	1	0.00%	0
Boyd	0	1	0.00%	0
P. Forsberg	0	1	0.00%	0
Josi	0	1	0.00%	0
Yip	0	1	0.00%	0
Timonen	0	1	0.00%	0
Vasicek	0	1	0.00%	0
Ward	0	1	0.00%	0
Weber	0	1	0.00%	0
Ellis	0	2	0.00%	0
Gamache	0	2	0.00%	0
Halischuk	0	2	0.00%	0
Hornqvist	0	4	0.00%	0
Fisher	0	6	0.00%	0
TEAM TOTALS	86	257	33.46%	42

Nashville vs.:

	W	L	PCT.
Anaheim	1	4	0.200
Boston	1	1	0.500
Calgary	0	1	0.000
Carolina	1	0	1.000
Chicago	5	3	0.625
Columbus	6	3	0.667
Dallas	1	0	1.000
Detroit	2	3	0.400
Edmonton	1	1	0.500
Florida	1	0	1.000
Los Angeles	1	1	0.500
Minnesota	2	2	0.500
Montreal	1	1	0.500
New Jersey	2	2	0.500
NY Islanders	1	1	0.500
NY Rangers	0	1	0.000
Philadelphia	2	0	1.000
Phoenix	3	1	0.750
Pittsburgh	1	0	1.000
St. Louis	8	5	0.615
San Jose	2	2	0.500
Vancouver	0	2	0.000
Washington	0	2	0.000
Winnipeg	0	1	0.000
TOTALS	42	37	0.532

TEAM HISTORY & RECORDS

ALL-TIME SHOOTOUTS

Opposing Shooters

	Goals	Attempts	%	GDG
Demitra (LA-MIN)	2	2	100.00%	1
S. Koivu (MTL)	2	2	100.00%	1
Anisimov (CBJ)	1	1	100.00%	0
Bertuzzi (DET)	1	1	100.00%	0
Bonino (ANA)	1	1	100.00%	0
Bourque (CGY)	1	1	100.00%	1
Brassard (CBJ)	1	1	100.00%	1
Burrows (VAN)	1	1	100.00%	1
Eberle (EDM)	1	1	100.00%	0
Edler (VAN)	1	1	100.00%	0
Hamilton (CHI)	1	1	100.00%	0
Hossa (ATL)	1	1	100.00%	1
Korpikoski (PHX)	1	1	100.00%	0
Kronwall (DET)	1	1	100.00%	1
Nielsen (NYI)	1	1	100.00%	0
Nummelin (MIN)	1	1	100.00%	0
Nylander (WSH)	1	1	100.00%	1
Ovechkin (WSH)	1	1	100.00%	1
Plekanec (MTL)	1	1	100.00%	0
Ribeiro (DAL)	1	1	100.00%	0
Roenick (LA)	1	1	100.00%	0
Brown (L.A.)	1	1	100.00%	0
Kopitar (LA)	1	1	100.00%	0
Rozsival (CHI)	1	1	100.00%	1
Rolston (MIN)	1	1	100.00%	1
Seguin (BOS)	1	1	100.00%	1
Semin (WSH)	1	1	100.00%	0
Skinner (CAR)	1	1	100.00%	0
Stempniak (PHX)	1	1	100.00%	0
Tavares (NYI)	1	1	100.00%	1
Tyutin (CBJ)	1	1	100.00%	0
Wheeler (BOS)	1	1	100.00%	0
Yzerman (DET)	1	1	100.00%	0
Zajac (N.J.)	1	1	100.00%	0
Selanne (ANA)	2	3	66.67%	2
Datsyuk (DET)	3	5	60.00%	1
Aucoin (PHX)	1	2	50.00%	1
Bergeron (BOS)	2	2	50.00%	0
Cheechoo (S.J.)	1	2	50.00%	1
Christensen (NYYR-MIN)	1	2	50.00%	1
D'Agostini (STL)	1	2	50.00%	0
Franzen (DET)	1	2	50.00%	1
Gionta (N.J.)	1	2	50.00%	0
Hudler (DET)	1	2	50.00%	0
Kovalchuk (ATL-N.J.)	1	2	50.00%	1
Omark (EDM)	1	2	50.00%	1
Cullen (MIN)	1	2	50.00%	1
Raymond (VAN)	1	2	50.00%	1
Steen (STL)	1	2	50.00%	0
M. Richards (PHI-L.A.)	1	2	50.00%	0
Zherdev (CBJ)	1	2	50.00%	1
Pavelski (S.J.)	2	4	50.00%	0
Perry (ANA)	2	4	50.00%	2
Jason Williams (DET-CHI-CBJ)	2	4	50.00%	0
Oshie (STL)	2	5	40.00%	2
Boyes (STL)	2	6	33.33%	1
Kane (CHI)	2	6	33.33%	0
McDonald (ANA-STL)	2	6	33.33%	1
Clowe (S.J.)	1	3	33.33%	1
Getzlaf (ANA)	1	3	33.33%	0
Huselius (CBJ)	1	3	33.33%	0
Kozlov (N.J.-NYI-WSH)	1	3	33.33%	1
Nash (CBJ)	2	7	28.57%	0
M. Koivu (MIN)	1	4	25.00%	0
Parise (N.J.-MIN)	1	4	25.00%	0
Toews (CHI)	1	4	25.00%	0
Vrbata (CHI-PHX)	1	4	25.00%	1
Voracek (CBJ)	1	4	25.00%	1
Zetterberg (DET)	1	4	25.00%	0
Perron (STL)	1	5	20.00%	1
Sharp (CHI)	1	5	20.00%	1
Atkinson (CBJ)	0	1	0.00%	0
Axelsson (BOS)	0	1	0.00%	0
Backes (STL)	0	1	0.00%	0
Barnaby (CHI)	0	1	0.00%	0
Boedker (PHX)	0	1	0.00%	0
Bouchard (MIN)	0	1	0.00%	0
Boyle (S.J.)	0	1	0.00%	0
Briere (PHI)	0	1	0.00%	0
Cajane (STL)	0	1	0.00%	0
Callahan (NYYR)	0	1	0.00%	0
Carter (L.A.)	0	1	0.00%	0
Cleary (DET)	0	1	0.00%	0
Cogliano (ANA)	0	1	0.00%	0

	Goals	Attempts	%	GDG
Crosby (PIT)	0	1	0.00%	0
Doan (PHX)	0	1	0.00%	0
Doughty (L.A.)	0	1	0.00%	0
Draper (DET)	0	1	0.00%	0
Eaves (DET)	0	1	0.00%	0
Eriksson (DAL)	0	1	0.00%	0
Fedorov (ANA)	0	1	0.00%	0
Fiddler (PHX)	0	1	0.00%	0
Foote (CBJ)	0	1	0.00%	0
Gagner (EDM)	0	1	0.00%	0
Giroux (PHI)	0	1	0.00%	0
Guerin (STL)	0	1	0.00%	0
Handzus (S.J.)	0	1	0.00%	0
Hodgson (VAN)	0	1	0.00%	0
Horton (FLA)	0	1	0.00%	0
Johansen (CBJ)	0	1	0.00%	0
E. Johnson (STL)	0	1	0.00%	0
J. Johnson (CBJ)	0	1	0.00%	0
J. Jokinen (CAR)	0	1	0.00%	0
O. Jokinen (CGY)	0	1	0.00%	0
Kariya (STL)	0	1	0.00%	0
Kesler (VAN)	0	1	0.00%	0
Kessel (BOS)	0	1	0.00%	0
Knuble (PHI)	0	1	0.00%	0
Kovalev (MTL)	0	1	0.00%	0
Krejci (BOS)	0	1	0.00%	0
Lang (PHX)	0	1	0.00%	0
Langenbrunner (N.J.)	0	1	0.00%	0
Letang (PIT)	0	1	0.00%	0
Lombardi (PHX)	0	1	0.00%	0
Miller (DET)	0	1	0.00%	0
Modano (DAL)	0	1	0.00%	0
Morrison (WSH)	0	1	0.00%	0
Moulson (NYI)	0	1	0.00%	0
Mueller (PHX)	0	1	0.00%	0
Nagy (PHX)	0	1	0.00%	0
Neal (DAL)	0	1	0.00%	0
Nedved (PHX)	0	1	0.00%	0
Olesz (FLA)	0	1	0.00%	0
O'Sullivan (CAR)	0	1	0.00%	0
Peca (CBJ)	0	1	0.00%	0
Perezhogin (MTL)	0	1	0.00%	0
Prucha (PHX)	0	1	0.00%	0
Pyatt (PHX)	0	1	0.00%	0
B. Richards (DAL)	0	1	0.00%	0
Ryan (ANA)	0	1	0.00%	0
Saad (CHI)	0	1	0.00%	0
Saprykin (PHX)	0	1	0.00%	0
Satan (NYI)	0	1	0.00%	0
Schremp (NYI)	0	1	0.00%	0
D. Sedin (VAN)	0	1	0.00%	0
Setoguchi (MIN)	0	1	0.00%	0
Shanahan (DET)	0	1	0.00%	0
Shannon (VAN)	0	1	0.00%	0
Shattenkirk (STL)	0	1	0.00%	0
Shaw (CHI)	0	1	0.00%	0
Stepan (NYYR)	0	1	0.00%	0
Stillman (FLA)	0	1	0.00%	0
Stoll (L.A.)	0	1	0.00%	0
Tanguay (CGY)	0	1	0.00%	0
Thornton (S.J.)	0	1	0.00%	0
Vyborny (CBJ)	0	1	0.00%	0
Whitney (PHX)	0	1	0.00%	0
Williams (L.A.)	0	1	0.00%	0
Wisniewski (CBJ)	0	1	0.00%	0
Backstrom (WSH)	0	2	0.00%	0
Brule (CBJ-EDM)	0	2	0.00%	0
Elias (N.J.)	0	2	0.00%	0
Filipula (DET)	0	2	0.00%	0
Gagne (PHI-L.A.)	0	2	0.00%	0
T. Hall (EDM)	0	2	0.00%	0
Holmstrom (DET)	0	2	0.00%	0
A. Kostitsyn (MTL)	0	2	0.00%	0
Novotny (CBJ)	0	2	0.00%	0
Rucinsky (STL)	0	2	0.00%	0
Tkachuk (STL)	0	2	0.00%	0
Vermette (CBJ)	0	2	0.00%	0
Berglund (STL)	0	3	0.00%	0
Havlat (CHI-S.J.)	0	3	0.00%	0
Weight (STL)	0	3	0.00%	0
OPP. TOTALS	84	273	30.77%	37

TEAM HISTORY & RECORDS

THE PREDATORS VS. THE NHL

Predators Top Scorers vs. Individual Opponent, All-Time

Player	Vs.	GP	G	A	PTS	PIM
David Legwand	Chicago	68	21	37	58	30
Martin Erat	Columbus	57	16	37	53	34
David Legwand	Columbus	61	20	27	47	56
David Legwand	Detroit	67	15	25	40	28
Martin Erat	Chicago	53	14	22	36	36
David Legwand	Edmonton	47	14	20	34	22
Shea Weber	Columbus	41	10	24	34	35
Martin Erat	Detroit	57	15	18	33	44
David Legwand	St. Louis	70	11	22	33	40
Kimmo Timonen	Chicago	44	8	22	30	24

Predators Games Played vs. Individual Opponents, All-Time

Player	Vs.	GP
David Legwand	St. Louis	70
David Legwand	Chicago	68
David Legwand	Detroit	67
David Legwand	Columbus	61
Martin Erat	Detroit	57
Martin Erat	Columbus	57

Predators Penalty Minutes vs. Individual Opponents, All-Time

Player	Vs.	GP	PIM
Jordin Tootoo	Columbus	42	100
Jordin Tootoo	St. Louis	38	93
Dan Hamhuis	Chicago	41	68
Scott Hartnell	Calgary	20	67
Patrick Cote	Chicago	9	61

Predators Goals-Against Average Leaders vs. Individual Opponent, All-Time (min. 200 minutes)

Goalie	Vs.	GP	GAA
Pekka Rinne	Montreal	4	1.24
Chris Mason	Los Angeles	8	1.40
Dan Ellis	Columbus	7	1.47
Mike Dunham	Florida	5	1.60
Tomas Vokoun	Buffalo	5	1.75
Chris Mason	Columbus	12	1.80

Predators Win Leaders vs. Individual Opponent, All-Time

Goalie	Vs.	Wins
Tomas Vokoun	Columbus	18
Pekka Rinne	Columbus	15
Chris Mason	St. Louis	13
Pekka Rinne	St. Louis	13
Tomas Vokoun	San Jose	13
Tomas Vokoun	St. Louis	10

Predators Goal Leaders vs. Individual Opponent, All-Time

Player	Vs.	GP	G
David Legwand	Chicago	68	21
David Legwand	Columbus	61	20
Martin Erat	Columbus	57	16
Martin Erat	Detroit	57	15
David Legwand	Detroit	67	15

Predators Assist Leaders vs. Individual Opponent, All-Time

Player	Vs.	GP	A
Martin Erat	Columbus	57	37
David Legwand	Chicago	68	37
David Legwand	Columbus	61	27
David Legwand	Detroit	67	25
Shea Weber	Columbus	41	24

Most Points vs. Individual Opponent, Single Season

Player	Vs.	Season	GP	G	A	PTS
David Legwand	Chicago	2006-07	8	6	7	13
Paul Kariya	Chicago	2006-07	8	3	10	13
Paul Kariya	Columbus	2005-06	8	3	10	13
Marek Zidlicky	Columbus	2005-06	6	4	7	11
Scott Hartnell	Chicago	2005-06	8	3	8	11

Predators Goal Leaders vs. Individual Opponent, Single Season

Player	Vs.	Season	GP	G
Jason Arnott	Calgary	2006-07	4	6
Sergei Krivokrasov	Vancouver	1998-99	4	6
David Legwand	Chicago	2006-07	8	6
Yanic Perreault	Chicago	2005-06	8	6
Five tied with				5

Predators Assist Leaders vs. Individual Opponent, Single Season

Player	Vs.	Season	GP	A
Paul Kariya	Chicago	2006-07	8	10
Paul Kariya	Columbus	2005-06	8	10
Ryan Suter	Columbus	2011-12	5	9
David Legwand	Chicago	2011-12	6	8
Shea Weber	Columbus	2011-12	6	8
Scott Hartnell	Chicago	2005-06	8	8

Most Penalty Minutes vs. Individual Opponent, Single Season

Player	Vs.	Season	GP	PIM
Patrick Cote	Chicago	1998-99	6	49
Darcy Hordichuk	Los Angeles	2005-06	4	39
Denny Lambert	Chicago	1998-99	5	37
Jeremy Stevenson	Chicago	2005-06	1	35
Denny Lambert	Detroit	1998-99	6	35



TEAM HISTORY & RECORDS

THE NHL VS. THE PREDATORS

Top All-Time Scorers vs. Nashville

Player	Team(s)	GP	G	A	PTS	PIM
Pavel Datsyuk	Detroit	61	20	48	68	14
Nicklas Lidstrom	Detroit	79	17	42	59	32
Jarome Iginla	Calgary	50	30	25	55	17
Teemu Selanne	ANA-S.J-COL	49	23	29	52	10
Joe Thornton	BOS-S.J	39	9	41	50	31
Patrick Marleau	San Jose	53	18	29	47	12
Henrik Zetterberg	Detroit	56	17	30	47	20
Henrik Sedin	Vancouver	45	8	34	42	54
Keith Tkachuk	PHX-STL	51	17	24	41	82
Sergei Fedorov	DET-ANA-CBJ-WSH	50	15	25	40	32
Todd Bertuzzi	VAN-DET-ANA-CGY	50	14	26	40	75

Goal Leaders vs. Nashville, All-Time

Player	Team(s)	GP	G
Jarome Iginla	Calgary	50	30
Brendan Shanahan	DET-NYR-N.J	42	23
Teemu Selanne	ANA-S.J-COL	49	23
Mike Modano	Dallas	43	20
Rick Nash	Columbus	51	20
Pavel Datsyuk	Detroit	61	20

Games Played Leaders vs. Nashville, All-Time

Player	Team(s)	GP
Nicklas Lidstrom	Detroit	79
Tomas Holmstrom	Detroit	69
Kris Draper	Detroit	66
Pavel Datsyuk	Detroit	61
Kirk Maltby	Detroit	59
Jamal Mayers	STL-CGY-TOR-S.J-CHI	59

Assist Leaders vs. Nashville, All-Time

Player	Team(s)	GP	A
Pavel Datsyuk	Detroit	61	48
Nicklas Lidstrom	Detroit	79	42
Joe Thornton	BOS-S.J	39	41
Henrik Sedin	Vancouver	45	34
Patrick Marleau	San Jose	53	29

Penalty Minute Leaders vs. Nashville, All-Time

Player	Team(s)	GP	PIM
Jody Shelley	CBJ-S.J	34	116
Barret Jackman	St. Louis	53	94
Sean Avery	DET-L.A-DAL-NYR	20	86
Keith Tkachuk	PHX-STL	51	82
Todd Simpson	CGY-FLA-PHX-ANA-OTT-CHI	21	81
Brendan Shanahan	DET-NYR-N.J	42	81

All-Time Goals-Against Average vs. Nashville (min. 200 minutes)

Goalie	Team(s)	GP	GAA
John Vanbiesbrouck	PHI-NYI	4	0.73
Roman Cechmanek	PHI-LA	6	1.10
Byron Dafoe	Boston	6	1.48
Henrik Lundqvist	NY Rangers	6	1.50
Robert Esche	PHX-PHI	4	1.51
Roman Turek	DAL-STL-CGY	18	1.54

All-Time Win Leaders vs. Nashville

Goalie	Team(s)	Wins
Chris Osgood	DET-NYI-STL	19
J.S. Giguere	CGY-ANA-TOR-COL	16
Miikka Kiprusoff	Calgary	16
Roberto Luongo	NYI-FLA-VAN	15
Evgeni Nabokov	San Jose	14
Nikolai Khabibulin	PHX-T.B-CHI-EDM	14

Assist Leaders vs. Nashville, Single Season

Player	Team(s)	Season	GP	A
Pavel Datsyuk	Detroit	2006-07	8	11
Peter Forsberg	Colorado	2002-03	4	8
Nicklas Lidstrom	Detroit	1999-00	6	8
Chris Pronger	St. Louis	1999-00	6	8
Patrick Kane	Chicago	2007-08	8	8
Nine tied with				7

Penalty Minute Leaders vs. Nashville, Single Season

Player	Team(s)	Season	GP	PIM
Krzysztof Oliwa	Calgary	2003-04	4	54
Todd Simpson	Chicago	2005-06	3	44
Kirk Maltby	Detroit	2003-04	6	38
Kevin Bieksa	Vancouver	2007-08	3	34
Steve Yzerman	Detroit	2003-04	6	34
Matthew Barnaby	BUF-PIT	1998-99	3	33
Sylvain Blouin	Minnesota	2000-01	3	33

Most Points vs. Nashville, Single Season

Player	Team(s)	Season	GP	G	A	PTS
Pavel Datsyuk	Detroit	2006-07	8	2	11	13
Alexei Zhamnov	Chicago	1998-99	6	4	7	11
Martin Havlat	Chicago	2006-07	6	5	5	10
Jonathan Toews	Chicago	2007-08	8	5	5	10
Steve Yzerman	Detroit	1999-00	6	4	6	10
Peter Forsberg	Colorado	2002-03	4	2	8	10
Chris Pronger	St. Louis	1999-00	6	2	8	10
Patrick Kane	Chicago	2007-08	8	2	8	10

Goal Leaders vs. Nashville, Single Season

Player	Team(s)	Season	GP	G
Geoff Sanderson	Columbus	2000-01	4	6
Tony Amonte	Chicago	1998-99	6	6
Rick Nash	Columbus	2008-09	6	6
Brad Boyes	St. Louis	2007-08	8	6
Johan Franzen	Detroit	2007-08	8	6
Robert Lang	Chicago	2007-08	8	6
Patrick Sharp	Chicago	2007-08	8	6
Ten tied with				5



TEAM HISTORY & RECORDS

ALL-TIME DRAFT HISTORY

2013 NHL Entry Draft: June 30, 2013 in Newark, N.J.

RD	OVR	NAME	POS	CLUB
1	4	Seth Jones	D	Portland (WHL)
3	64	Jonathan-Ismael Diaby	D	Victoriaville (QMJHL)
4	95	Felix Girard	C	Baie-Comeau (QMJHL)
4	99	Juuse Saros	G	HPK (Finland-Jr.)
5	125	Saku Maenalanen	RW	Karpat (Finland Jr.)
5	140	Teemu Kivihame	D	Burnsville (HS-Minn.)
6	155	Emil Pettersson	C	Timra (Sweden-2)
6	171	Tommy Veilleux	LW	Victoriaville (QMJHL)
7	185	Wade Murphy	RW	Penticton (BCHL)
7	203	Janne Juvenon	G	Lahti (Finland-Jr.)

2012 NHL Entry Draft: June 22-23, 2012 in Pittsburgh, Pa.

RD	OVR	NAME	POS	CLUB
2	37	Pontus Aberg	LW	Djurgarden (Sweden)
2	50	Colton Sissons	C	Kelowna (WHL)
3	66	Jimmy Vesey	LW	South Shore (EJHL)
3	89	Brendan Leipsic	LW	Portland (WHL)
4	112	Zachary Stepan	C	Shattuck St. Mary's (HS-Minn.)
4	118	Mikko Vainonen	D	HIFK Jr. (Finland-Jr.)
6	164	Simon Fernholm	D	Huddinge Jr. (Sweden-Jr.)
6	172	Max Gortz	RW	Farjestad Jr. (Sweden-Jr.)
6	179	Marek Mazanec	G	Pizen (Czech)

2011 NHL Entry Draft: June 24-25, 2011 in St. Paul, Minn.

RD	OVR	NAME	POS	CLUB
2	38	Magnus Hellberg	G	Almtuna IS (Sweden-2)
2	52	Miikka Salomaki	LW	Karpat (Finland)
4	94	Josh Shalla	LW	Saginaw (OHL)
4	112	Garrett Noonan	D	Boston University (H-East)
5	142	Simon Karlsson	D	Malmö Jr. (Sweden-Jr.)
6	170	Chase Balisy	C	Western Michigan (CCHA)
7	202	Brent Andrews	LW	Halifax (QMJHL)

2010 NHL Entry Draft: June 25-26, 2010 in Los Angeles, Calif.

RD	OVR	NAME	POS	CLUB
1	18	Austin Watson	C	Peterborough (OHL)
3	78	Taylor Aronson	D	Portland (WHL)
5	126	Patrick Cehlin	RW	Djurgarden (Sweden)
6	168	Anthony Bitetto	D	Indiana (USHL)
7	194	David Elsnar	LW	Landshut (Germany-2)
7	198	Joonas Rask	C	Ilves (Finland)

2009 NHL Entry Draft: June 26-27, 2009 in Montreal, Que.

RD	OVR	NAME	POS	CLUB
1	11	Ryan Ellis	D	Windsor (OHL)
2	41	Zach Budish	RW	Edina H.S. (USHS-Minn.)
2	42	Charles-Olivier Roussel	D	Shawinigan (QMJHL)
3	70	Taylor Beck	LW	Guelph (OHL)
3	72	Michael Latta	C	Guelph (OHL)
4	98	Craig Smith	C	Waterloo (USHL)
4	102	Mattias Ekholm	D	Mora Jr. (Sweden-Jr.)
4	110	Nick Oliver	C	Roseau H.S. (USHS-Minn.)
5	132	Gabriel Bourque	LW	Baie-Comeau (QMJHL)
7	192	Cameron Reid	C	Westside (BCHL)

2008 NHL Entry Draft: June 20-21, 2008 in Ottawa, Ont.

RD	OVR	NAME	POS	CLUB
1	7	Colin Wilson	C	Boston Univ. (H-East)
1	18	Chet Pickard	G	Tri-City (WHL)
2	38	Roman Josi	D	Bern (Switzerland)
5	136	Taylor Stefishen	LW	Langley (BCHL)
6	166	Jeffrey Foss	D	R.P.I. (ECAC)
7	201	Jani Lajunen	C	Espoo Jr. (Finland-Jr.)
7	207	Anders Lindback	G	Brynäs (Sweden)

2007 NHL Entry Draft: June 22-23, 2007 in Columbus, Ohio

RD	OVR	NAME	POS	CLUB
1	23	Jonathon Blum	D	Vancouver (WHL)
2	54	Jeremy Smith	G	Plymouth (OHL)
2	58	Nick Spaling	C	Kitchener (OHL)
3	81	Ryan Thang	LW	Notre Dame (CCHA)
4	114	Ben Ryan	C	Des Moines (USHL)
4	119	Mark Santorelli	C	Chilliwack (WHL)
5	144	Andreas Thuresson	RW	Malmö (Sweden)
6	174	Robert Dietrich	D	Düsseldorf (Germany)
7	204	Atte Engren	G	Lukko Jr. (Finland-Jr.)

2006 NHL Entry Draft: June 24, 2006 in Vancouver, B.C.

RD	OVR	NAME	POS	CLUB
2	56	Blake Geoffrion	LW	U.S. NTDP U-18
4	105	Niko Snellman	LW	Ilves Jr. (Finland-Jr.)
5	146	Mark Dekanich	G	Colgate (ECAC)
6	176	Ryan Flynn	RW	U.S. NTDP U-18
7	206	Viktor Sjödin	RW	Vasterås Jr. (Sweden-Jr.)

2005 NHL Entry Draft: July 30, 2005 in Ottawa, Ont.

RD	OVR	NAME	POS	CLUB
1	18	Ryan Parent	D	Guelph (OHL)
3	78	Teemu Laakso	D	HIFK Jr. (Finland-Jr.)
3	79	Cody Franson	D	Vancouver (WHL)
5	150	Cal O'Reilly	C	Windsor (OHL)
6	176	Ryan Maki	RW	Harvard (ECAC)
7	213	Scott Todd	D	Windsor (OHL)
7	230	Patric Hornqvist	LW	Vasby (Sweden-3)

2004 NHL Entry Draft: June 26-27, 2004 in Raleigh, N.C.

RD	OVR	NAME	POS	CLUB
1	15	Alexander Radulov	RW	Tver (Russia-2)
3	81	Vaclav Meidl	C	Plymouth (OHL)
4	107	Nick Fugere	LW	Gatineau (QMJHL)
5	139	Kyle Moir	G	Swift Current (WHL)
5	147	Janne Niskala	D	Lukko (Finland)
6	178	Michael Santorelli	C	Vernon (BCHL)
6	193	Kevin Schaeffer	D	Boston Univ. (H-East)
7	209	Stanislav Balan	C	Zlin Jr. (Czech-Jr.)
8	243	Denis Kulyash	D	CSKA Moscow (Russia)
8	258	Pekka Rinne	G	Karpat (Finland)
9	275	Craig Switzer	D	Salmon Arm (BCHL)

2003 NHL Entry Draft: June 21-22, 2003 in Nashville, Tenn.

RD	OVR	NAME	POS	CLUB
1	7	Ryan Suter	D	U.S. NTDP U-18
2	35	Konstantin Glazachev	LW	Yaroslavl (Russia)
2	37	Kevin Klein	D	Tor. St. Michael's (OHL)
2	49	Shea Weber	D	Kelowna (WHL)
3	76	Richard Stehlik	D	Sherbrooke (QMJHL)
3	89	Paul Brown	RW	Kamloops (WHL)
3	92	Alexander Sulzer	D	Hamburg (Germany)
3	98	Grigory Shafigulin	C	Yaroslavl (Russia)
4	117	Teemu Lassila	G	TPS Turku (Finland)
4	133	Rustam Sidikov	G	CSKA Moscow (Russia-2)
7	210	Andrei Mukhachev	D	CSKA Moscow (Russia)
7	213	Miroslav Hanuljak	G	Litvinov Jr. (Czech-Jr.)
9	268	Lauris Darzins	C	Lukko Jr. (Finland-Jr.)

2002 NHL Entry Draft: June 22-23, 2002 in Toronto, Ont.

RD	OVR	NAME	POS	CLUB
1	6	Scottie Upshall	RW	Kamloops (WHL)
4	102	Brandon Segal	RW	Calgary (WHL)
5	138	Patrick Jarrett	C	Owen Sound (OHL)
6	172	Mike McKenna	G	St. Lawrence (ECAC)
7	203	Josh Morrow	D	Tri-City (WHL)
8	235	Kaleb Betts	C	Chilliwack (BCHL)
9	264	Matt Davis	G	Moncton (QMJHL)
9	266	Steven Spencer	D	Swift Current (WHL)

TEAM HISTORY & RECORDS

ALL-TIME DRAFT HISTORY

2001 NHL Entry Draft: June 23-24, 2001 in Sunrise, Fla.

RD	OVR	NAME	POS	CLUB
1	12	Dan Hamhuis	D	Prince George (WHL)
2	33	Timofei Shishkanov	LW	Spartak (Russia-2)
2	42	Tomas Slovák	D	Kosice (Slovakia)
3	75	Denis Platonov	RW	Saratov (Russia-2)
3	76	Oliver Setzinger	C	Ilves (Finland)
4	98	Jordin Tootoo	RW	Brandon (WHL)
6	178	Anton Lavrentiev	D	Ak Bars Kazan (Russia-2)
8	240	Gustav Gräsberg	C	Mora Jr. (Sweden-Jr.)
9	271	Mikko Lehtonen	D	Karpat (Finland)

2000 NHL Entry Draft: June 24-25, 2000 in Calgary, Alta.

RD	OVR	NAME	POS	CLUB
1	6	Scott Hartnell	RW	Prince Albert (WHL)
2	36	Daniel Widning	RW	Leksand IF (Sweden-Jr.)
3	72	Mattias Nilsson	D	MoDo (Sweden-Jr.)
3	89	Libor Pivko	LW	Havířov (Czech)
5	131	Matt Hendricks	C	Blaine H.S. (HS-Minn.)
5	137	Mike Stuart	D	Colorado College (WCHA)
5	154	Matt Koalska	C	Twin Cities (USHL)
6	173	Tomas Harant	D	Zilina Jr. (Slovak-Jr.)
6	197	Zbynek Irgl	LW	HC Vítkovice (Czech)
7	203	Jure Penko	G	Green Bay (USHL)
8	236	Mats Christeen	D	Södertälje (Sweden-Jr.)
9	284	Martin Hohener	D	Kloten (Switzerland)
8	220	Miroslav Durač	D	Slovan Bratislava (Slovakia)
9	248	Darren Haydar	RW	New Hampshire (H-East)

1999 NHL Entry Draft: June 26, 1999 in Boston, Mass.

RD	OVR	NAME	POS	CLUB
1	6	Brian Finley	G	Barrie (OHL)
2	33	Jonas Andersson	RW	AIK Solna (Sweden-Jr.)
2	52	Adam Hall	RW	Michigan State (CCHA)
2	54	Andrew Hutchinson	D	Michigan State (CCHA)
2	61	Ed Hill	D	Barrie (OHL)
2	65	Jan Lasak	G	ZTK Zvolen (Slovak-Jr.)
3	72	Brett Angel	D	North Bay (OHL)
4	121	Yevgeny Pavlov	C	Lada Togliatti (Russia)
4	124	Alexandre Krevsun	RW	Samara (Russia)
5	131	Konstantin Panov	RW	Kamloops (WHL)
6	162	Timo Helbling	D	Davos (Switzerland)
7	191	Martin Erat	LW	ZPS Zlín Jr. (Czech-Jr.)
7	205	Kyle Kettles	G	Neepawa (MJHL)
8	220	Miroslav Durač	D	Slovan Bratislava (Slovakia)
9	248	Darren Haydar	RW	New Hampshire (H-East)

1998 NHL Entry Draft: June 27, 1998 in Buffalo, N.Y.

RD	OVR	NAME	POS	CLUB
1	2	David Legwand	C	Plymouth (OHL)
3	60	Denis Arhipov	LW	Ak Bars Kazan (Russia)
3	85	Geoff Koch	LW	U. of Michigan (CCHA)
4	88	Kent Sauer	D	North Iowa (USHL)
5	138	Martin Beauchesne	D	Sherbrooke (QMJHL)
6	147	Craig Brunel	RW	Prince Albert (WHL)
8	202	Martin Bartek	LW	Sherbrooke (QMJHL)
9	230	Karlis Skrastins	D	TPS Turku (Finland)

1998 NHL Expansion Draft: June 26, 1998 in Buffalo, N.Y.

NAME	POS	CLUB
Mikhail Shtalenkov	G	Mighty Ducks of Anaheim
Mike Sullivan	C	Boston Bruins
Bob Boughner	D	Buffalo Sabres
Joel Bouchard	D	Calgary Flames
Jeff Daniels	LW	Carolina Hurricanes
Greg Johnson	C	Chicago Blackhawks
Uwe Krupp	D	Colorado Avalanche
Patrick Cote	LW	Dallas Stars
Doug Brown	RW	Detroit Red Wings
Doug Friedman	LW	Edmonton Oilers
Chris Armstrong	D	Florida Panthers
Frederic Chabot	G	Los Angeles Kings
Tomas Vokoun	G	Montreal Canadiens
Mike Dunham	G	New Jersey Devils
J.J. Daigneault	D	New York Islanders
Mike Richter	G	New York Rangers
Denny Lambert	LW	Ottawa Senators
Craig Darby	RW	Philadelphia Flyers
John Slaney	D	Phoenix Coyotes
Tony Hrkac	C	Pittsburgh Penguins
Blair Atcheynum	RW	St. Louis Blues
Al Iafrate	D	San Jose Sharks
Paul Brousseau	RW	Tampa Bay Lightning
Rob Zettler	D	Toronto Maple Leafs
Scott Walker	RW	Vancouver Canucks
Andrew Brunette	LW	Washington Capitals



The Nashville Predators' first-ever draft pick, David Legwand, at the 1998 NHL Entry Draft in Buffalo, New York.

TEAM HISTORY & RECORDS

ALUMNI REGISTER

Ramzi Abid	LW				#14
YEAR	GP	G	A	PTS	PIM
2006-07	13	1	4	5	13

- Signed as a free agent on July 21, 2006.
- Became a free agent on July 1, 2007.

Jamie Allison	D				#23
YEAR	GP	G	A	PTS	PIM
2003-04	47	0	3	3	76
2005-06	20	0	1	1	45
TOTALS	67	0	4	4	121

- Signed as a free agent on September 10, 2003.
- Claimed on waivers by Florida on February 13, 2006.

Jonas Andersson	RW				#28
YEAR	GP	G	A	PTS	PIM
2001-02	5	0	0	0	2

- Selected by Nashville in the second round (33rd overall) of the 1999 Entry Draft.
- Traded to Vancouver along with Ryan Parent for Dan Gendur and Shane O'Brien on October 5, 2010.

Niklas Andersson	LW				#36
YEAR	GP	G	A	PTS	PIM
1999-00	7	0	1	1	0

- Claimed on waivers from NY Islanders on January 20, 2000.
- Claimed on waivers by NY Islanders on February 19, 2000.

Denis Arkhivov	C				#25
YEAR	GP	G	A	PTS	PIM
2000-01	40	6	7	13	4
2001-02	82	20	22	42	16
2002-03	79	11	24	35	32
2003-04	72	9	12	21	22
TOTALS	273	46	65	111	74

- Selected by Nashville in the third round (60th overall) of the 1998 NHL Entry Draft.
- Became a free agent on July 1, 2006.

Jason Arnett	C				#19
YEAR	GP	G	A	PTS	PIM
2006-07	68	27	27	54	48
2007-08	79	28	44	72	54
2008-09	65	33	24	57	49
2009-10	63	19	27	46	26
TOTALS	275	107	122	229	177

- Signed as a free agent on July 2, 2006.
- Traded to New Jersey for Matt Halischuk and a second-round selection in the 2011 Entry Draft (Magnus Hellberg) on June 19, 2010.

Blair Atcheynum	RW				#23
YEAR	GP	G	A	PTS	PIM
1998-99	53	8	6	14	16

- Claimed from St. Louis in the 1998 NHL Expansion Draft on June 26, 1998.
- Traded to St. Louis for a sixth-round selection in the 2000 NHL Entry Draft (Zbynek Irgl) on March 23, 1999.

Kris Beech	C				#15, 56
YEAR	GP	G	A	PTS	PIM
2005-06	5	1	2	3	0

- Acquired from Pittsburgh for a conditional NHL Entry Draft selection (traded to Florida; Florida selected Derrick Lapoint) on September 9, 2005.
- Traded to Washington along with a first-round selection in the 2006 NHL Entry Draft (Semyon Varlamov) for Brendan Witt on March 9, 2006.

Steve Begin	LW				#28
YEAR	GP	G	A	PTS	PIM
2010-11	2	0	0	0	4

- Signed as a free agent on October 20, 2010.
- Became a free agent on July 1, 2011.

Wade Belak	RW				#3
YEAR	GP	G	A	PTS	PIM
2008-09	38	0	2	2	54
2009-10	39	0	2	2	58
2010-11	15	0	0	0	18
TOTALS	92	0	4	4	130

- Acquired from Florida for Nick Tarnasky on November 28, 2008.
- Retired on April 9, 2011.

Drake Berehowsky	D				#15
YEAR	GP	G	A	PTS	PIM
1998-99	74	2	15	17	140
1999-00	79	12	20	32	87
2000-01	66	6	18	24	100
TOTALS	219	20	53	73	327

- Acquired from Edmonton along with Greg de Vries and Eric Fichaud for Mikhail Shtalenkov and Jim Dowd on October 1, 1998.
- Traded to Vancouver for Atlanta's second-round selection in the 2001 NHL Entry Draft (Timofei Shishkanov) on March 9, 2001.

Bubba Berenzweig	D				#26
YEAR	GP	G	A	PTS	PIM
1999-00	2	0	0	0	0
2000-01	5	0	0	0	0
2001-02	26	3	7	10	14
2002-03	4	0	0	0	0
TOTALS	37	3	7	10	14

- Acquired from NY Islanders for a fourth-round selection (Johan Halvardsson) in the 1999 NHL Entry Draft on April 19, 1999.
- Traded to Dallas along with a conditional selection in the 2004 NHL Entry Draft for Jon Sim on February 17, 2003.

Niclas Bergfors	RW				#18
YEAR	GP	G	A	PTS	PIM
2011-12	11	1	1	2	2

- Signed as a free-agent on July 3, 2011.
- Mutually terminated his contract on November 25, 2011.

Jonathon Blum	D				#7
YEAR	GP	G	A	PTS	PIM
2010-11	23	3	5	8	8

- 2011-12 33 3 4 7 6
- 2012-13 35 1 6 7 6
- **TOTALS 91 7 15 22 20**
- Selected by Nashville in the first round (23rd overall) in the 2007 Entry Draft.
- Became a free agent on July 1, 2013.

Brandon Bochenski	RW				#24
YEAR	GP	G	A	PTS	PIM
2007-08	8	1	2	3	0

- Acquired from Anaheim for future considerations on February 26, 2008.
- Became a free agent on July 1, 2008.

Alexandre Boikov	D				#38
YEAR	GP	G	A	PTS	PIM
1999-00	2	0	0	0	2
2000-01	8	0	0	0	13
TOTALS	10	0	0	0	15

- Signed as a free agent on July 26, 1999.
- Became a free agent on July 1, 2002.

Brad Bombardir	D				#5
YEAR	GP	G	A	PTS	PIM
2003-04	13	0	0	0	4

- Acquired from Minnesota along with Sergei Zholtok for Buffalo's third-round selection (Clayton Stoner) and a fourth-round selection (Patrick Bordeleau) in the 2004 NHL Entry Draft on March 5, 2004.
- Became a free agent on July 1, 2004.

Radek Bonk	C				#14
YEAR	GP	G	A	PTS	PIM
2007-08	79	14	15	29	40
2008-09	66	9	16	25	34
TOTALS	145	23	31	54	74

- Signed as a free agent on July 2, 2007.
- Became a free agent on July 1, 2009.

Sebastien Bordeleau	C				#71
YEAR	GP	G	A	PTS	PIM
1998-99	72	16	24	40	26
1999-00	60	10	13	23	30
2000-01	14	2	3	5	14
TOTALS	146	28	40	68	70

- Acquired from Montreal for future considerations on June 26, 1998.
- Claimed on waivers by St. Louis on March 13, 2001.

Joel Bouchard	D				#42
YEAR	GP	G	A	PTS	PIM
1998-99	64	4	11	15	60
1999-00	52	1	4	5	23
TOTALS	116	5	15	20	83

- Claimed from Calgary in the 1998 Expansion Draft on June 26, 1998.
- Claimed on waivers by Dallas on March 14, 2000.

TEAM HISTORY & RECORDS

ALUMNI REGISTER

Bob Boughner	D				#6
YEAR	GP	G	A	PTS	PIM
1998-99	79	3	10	13	137
1999-00	62	2	4	6	97
TOTALS	141	5	14	19	234

- Claimed from Buffalo in the 1998 Expansion Draft on June 26, 1998.
- Traded to Pittsburgh for Pavel Skrbek on March 13, 2000.

Francis Bouillon	D				#51
YEAR	GP	G	A	PTS	PIM
2002-03	4	0	0	0	2
2009-10	81	3	8	11	50
2010-11	44	1	9	10	27
2011-12	66	4	7	11	33
TOTALS	195	8	24	32	112

- Claimed from Montreal in the 2002 NHL Waiver Draft on October 4, 2002.
- Claimed on waivers by Montreal on October 25, 2002.
- Signed as a free-agent on September 30, 2009.
- Became a free agent on July 1, 2012.

Zach Boychuk	LW				#23
YEAR	GP	G	A	PTS	PIM
2012-13	5	1	1	2	4

- Claimed on waivers from Pittsburgh on March 5, 2013.
- Claimed on waivers by Carolina on March 21, 2013.

Dustin Boyd	C				#14
YEAR	GP	G	A	PTS	PIM
2009-10	18	3	2	5	4

- Acquired from Calgary for a fourth-round pick in the 2010 Entry Draft (Bill Arnold) on March 3, 2010.
- Traded to Montreal along with Dan Ellis for Sergei Kostitsyn on June 29, 2010.

Rich Brennan	D				#14
YEAR	GP	G	A	PTS	PIM
2001-02	4	0	0	0	2

- Signed as a free agent on August 8, 2001.
- Traded to Los Angeles for Brett Hauer on December 18, 2001.

Sheldon Brookbank	D				#34
YEAR	GP	G	A	PTS	PIM
2006-07	3	0	1	1	12

- Signed as a free agent on August 4, 2005.
- Became a free agent on July 1, 2007.

Wade Brookbank	D				#26
YEAR	GP	G	A	PTS	PIM
2003-04	9	0	0	0	38

- Claimed from Ottawa in the 2003 NHL Waiver Draft on October 3, 2003.
- Traded to Vancouver for future considerations on December 17, 2003.

Andrew Brunette	LW				#19
YEAR	GP	G	A	PTS	PIM
1998-99	77	11	20	31	26

- Claimed from Washington in the 1998 NHL Expansion Draft on June 26, 1998.
- Traded to Atlanta for a conditional selection in the 2000 NHL Entry Draft (Matt Hendricks) on June 21, 1999.

Bobby Butler	RW				#19
YEAR	GP	G	A	PTS	PIM
2012-13	20	3	6	9	4

- Claimed on waivers from New Jersey on March 4, 2013.
- Traded to Florida for TJ Brennan on June 14, 2013.

Marian Cisar	RW				#39
YEAR	GP	G	A	PTS	PIM
1999-00	3	0	0	0	4
2000-01	60	12	15	27	45
2001-02	10	1	2	3	8
TOTALS	73	13	17	30	57

- Acquired from Los Angeles for future considerations on June 1, 1998.
- Became a free agent on July 1, 2007.

Greg Classen	C				#9
YEAR	GP	G	A	PTS	PIM
2000-01	27	2	4	6	14
2001-02	55	5	6	11	30
2002-03	8	0	0	0	4
TOTALS	90	7	10	17	48

- Signed as a free agent on March 27, 2000.
- Became a free agent on July 1, 2004.
- Signed as a free agent on August 31, 2005.
- Became a free agent on July 15, 2006.

Patrick Cote	LW				#17
YEAR	GP	G	A	PTS	PIM
1998-99	70	1	2	3	242
1999-00	21	0	0	0	70
TOTALS	91	1	2	3	312

- Claimed from Dallas in the 1998 NHL Expansion Draft on June 26, 1998.
- Traded to Edmonton for a fifth-round selection in the 2000 NHL Entry Draft (Matt Koalska) on June 12, 2000.

Phil Crowe	RW				#26
YEAR	GP	G	A	PTS	PIM
1999-00	4	0	0	0	10

- Acquired from Atlanta for future considerations on June 26, 1999.
- Became a free agent on July 1, 2000.

J.J. Daigneault	D				#36
YEAR	GP	G	A	PTS	PIM
1998-99	35	2	2	4	38

- Claimed from NY Islanders in the 1998 NHL Expansion Draft on June 26, 1998.
- Traded to Phoenix for future considerations on January 13, 1999.

Jeff Daniels	LW				#32
YEAR	GP	G	A	PTS	PIM
1998-99	9	1	3	4	2

- Claimed from Carolina in the 1998 NHL Expansion Draft on June 26, 1998.
- Became a free agent on July 1, 1999.

Mathieu Darche	LW				#32
YEAR	GP	G	A	PTS	PIM
2003-04	2	0	0	0	0

- Signed as a free agent on September 10, 2003.
- Became a free agent on July 1, 2004.

Andy Delmore	D				#5
YEAR	GP	G	A	PTS	PIM
2001-02	73	16	22	38	22
2002-03	71	18	16	34	28
TOTALS	144	34	38	72	50

- Acquired from Philadelphia for a third-round selection in the 2002 NHL Entry Draft (traded to Phoenix; Phoenix selected Joe Callahan) on July 31, 2001.
- Traded to Buffalo for a third-round selection in the 2004 NHL Entry Draft (traded to Minnesota; Minnesota selected Clayton Stoner) on June 27, 2003.

J-P Dumont	RW				#71
YEAR	GP	G	A	PTS	PIM
2006-07	82	21	45	66	28
2007-08	80	29	43	72	34
2008-09	82	16	49	65	20
2009-10	74	17	28	45	20
2010-11	70	10	9	19	16
TOTALS	388	93	174	267	118

- Signed as a free agent on August 29, 2006.
- Bought out of his contract on June 30, 2011.

Greg de Vries	D				#7
YEAR	GP	G	A	PTS	PIM
1998-99	6	0	0	0	4
2007-08	77	4	11	15	71
2008-09	71	1	4	5	65
TOTALS	154	5	15	20	140

- Acquired from Edmonton along with Eric Fichaud and Drake Berehowsky for Mikhail Shtalenkov and Jim Dowd on October 1, 1998.
- Traded to Colorado for a third-round selection in the 1999 Entry Draft (traded to Colorado; Colorado selected Branko Radivojevic) on October 24, 1998.
- Signed as a free agent on July 2, 2007.
- Became a free agent on July 1, 2009.

Steve Dubinsky	C				#14
YEAR	GP	G	A	PTS	PIM
2001-02	26	5	2	7	10

- Acquired from Chicago for future considerations on February 6, 2002.
- Became a free agent on July 1, 2002.

TEAM HISTORY & RECORDS

ALUMNI REGISTER

Mark Eaton	D				#4
YEAR	GP	G	A	PTS	PIM
2000-01	34	3	8	11	14
2001-02	58	3	5	8	24
2002-03	50	2	7	9	22
2003-04	75	4	9	13	26
2005-06	69	3	1	4	44
TOTALS	286	15	30	45	130

- Acquired from Philadelphia for Detroit's third-round selection in the 2001 NHL Entry Draft (Patrick Sharp) on September 29, 2000.
- Became a free agent on July 1, 2006.

Martin Erat	RW				#19, 10
YEAR	GP	G	A	PTS	PIM
2001-02	80	9	24	33	32
2002-03	27	1	7	8	14
2003-04	76	16	33	49	38
2005-06	80	20	29	49	76
2006-07	68	16	41	57	50
2007-08	76	23	34	57	40
2008-09	71	17	33	50	48
2009-10	74	21	28	49	50
2010-11	64	17	33	50	22
2011-12	71	19	39	58	30
2012-13	36	4	17	21	26
TOTALS	723	163	318	481	426

- Selected by Nashville in the seventh round (191st overall) of the 1999 NHL Entry Draft.
- Traded to Washington along with Michael Latta for Filip Forsberg on April 3, 2013.

Mike Farrell	D				#40
YEAR	GP	G	A	PTS	PIM
2003-04	1	0	0	0	0

- Acquired from Washington for Alexander Riazantsev on July 14, 2003.
- Became a free agent on July 1, 2004.

Vernon Fiddler	C				#38
YEAR	GP	G	A	PTS	PIM
2002-03	19	4	2	6	14
2003-04	17	0	0	0	23
2005-06	40	8	4	12	42
2006-07	72	11	15	26	40
2007-08	79	11	21	32	47
2008-09	78	11	6	17	24
TOTALS	305	45	48	93	190

- Signed as a free agent on May 6, 2002.
- Became a free agent on July 1, 2009.

Tom Fitzgerald	RW				#21
YEAR	GP	G	A	PTS	PIM
1998-99	80	13	19	32	48
1999-00	82	13	9	22	66
2000-01	82	9	9	18	71
2001-02	63	7	9	16	33
TOTALS	307	42	46	88	218

- Signed as a free agent on July 6, 1998.
- Traded to Chicago for a fourth-round selection in the 2003 NHL Entry Draft (traded to Anaheim; Anaheim selected Nathan Saunders) and future considerations on March 13, 2002.

Rory Fitzpatrick	D				#49
YEAR	GP	G	A	PTS	PIM
2000-01	2	0	0	0	2

- Acquired from St. Louis for Dan Keczmer on February 9, 2000.
- Traded to Edmonton for future considerations on January 12, 2001.

Peter Forsberg	C				#21
YEAR	GP	G	A	PTS	PIM
2006-07	17	2	13	15	16

- Acquired from Philadelphia for Scottie Upshall, Ryan Parent and a first-round (traded to Nashville; Nashville selected Jonathon Blum) and third-round (traded to Washington; Washington selected Phil Desimone) selection in the 2007 NHL Entry Draft on February 15, 2007.
- Became a free agent on July 1, 2007.

Cody Franson	D				#4, 32
YEAR	GP	G	A	PTS	PIM
2009-10	61	6	15	21	16
2010-11	80	8	21	29	30
TOTALS	141	14	36	50	46

- Selected by Nashville in the third round (79th overall) of the 2005 NHL Entry Draft.
- Traded to Toronto along with Matthew Lombardi for Brett Lebda, Robert Slaney and a 2013 fourth-round selection (traded to St. Louis; St. Louis selected Zachary Pochiro) on July 3, 2011.

Doug Friedman	LW				#8
YEAR	GP	G	A	PTS	PIM
1998-99	2	0	1	1	14

- Claimed from Edmonton in the 1998 NHL Expansion Draft on June 26, 1998.
- Became a free agent on July 1, 1999.

Simon Gamache	LW				#20, 41
YEAR	GP	G	A	PTS	PIM
2003-04	7	1	0	1	0
2005-06	11	0	0	0	0
TOTALS	18	1	0	1	0

- Acquired from Atlanta with Kirill Safronov for Tomas Kloucek and Ben Simon on December 2, 2003.
- Claimed on waivers from St. Louis on November 29, 2005.
- Claimed on waivers from St. Louis on January 28, 2006.
- Became a free agent on July 1, 2006.

Martin Gelinas	LW				#23
YEAR	GP	G	A	PTS	PIM
2007-08	57	9	11	20	20

- Signed as a free agent on July 26, 2007.
- Became a free agent on July 1, 2008.

Blake Geoffrion	C				#5
YEAR	GP	G	A	PTS	PIM
2010-11	20	6	2	8	7
2011-12	22	0	3	3	17
TOTALS	42	6	5	11	24

- Selected by Nashville in the second round (56th overall) of the 2006 NHL Entry Draft.
- Traded to Montreal along with a 2012 second-round pick (Dalton Thrower) and forward Robert Slaney for defenseman Hal Gill and a conditional fifth-round pick in the 2013 Entry Draft (traded to Los Angeles via Montreal; Los Angeles selected Patrik Bartosak) on February 17, 2012.

Brent Gilchrist	LW				#41
YEAR	GP	G	A	PTS	PIM
2002-03	41	1	2	3	14

- Signed as a free agent on July 11, 2002.
- Became a free agent on July 1, 2003.

Hal Gill	D				#75
YEAR	GP	G	A	PTS	PIM
2011-12	23	0	5	5	20
2012-13	18	0	0	0	12
TOTALS	41	0	5	5	32

- Acquired along with a conditional fifth-round pick in the 2013 Entry Draft (traded to Los Angeles via Montreal; Los Angeles Patrik Bartosak) for forwards Blake Geoffrion, Robert Slaney and a 2012 second-round pick (Dalton Thrower) on February 17, 2012.
- Bought out of his contract on July 4, 2013.

Marcel Goc	C				#9
YEAR	GP	G	A	PTS	PIM
2009-10	73	12	18	30	14
2010-11	51	9	15	24	6
TOTALS	124	21	33	54	20

- Signed as a free agent on August 21, 2009.
- Became a free agent on July 1, 2011.

David Gosselin	LW				#40
YEAR	GP	G	A	PTS	PIM
1999-00	10	2	1	3	6
2001-02	3	0	0	0	5
TOTALS	13	2	1	3	11

- Signed as a free agent on July 9, 1998.
- Traded to Dallas along with a fifth-round selection in the 2003 NHL Entry Draft (Eero Kilpelainen) for Ed Belfour and Cameron Mann on June 29, 2002.

Triston Grant	LW				#21
YEAR	GP	G	A	PTS	PIM
2009-10	3	0	0	0	9

- Acquired from Philadelphia along with a seventh-round pick in the 2009 Entry Draft (traded to St. Louis; St. Louis selected Maxwell Tardy) for defenseman Janne Niskala on June 24, 2008.
- Became a free agent on July 1, 2010.

TEAM HISTORY & RECORDS

ALUMNI REGISTER

Denis Grebeshkov	D		#37	
YEAR	GP	G	A	PTS
2009-10	4	1	1	2

- Acquired from Edmonton for a second-round selection in the 2010 Entry Draft (Curtis Hamilton).
- Became a free agent on July 1, 2010.

Stu Grimson	LW		#8	
YEAR	GP	G	A	PTS
2001-02	30	1	1	2

- Signed as a free agent on July 2, 2001.
- Retired on June 3, 2003.

Ben Guite	RW		#24	
YEAR	GP	G	A	PTS
2009-10	6	0	0	0

- Signed as a free agent on July 4, 2009.
- Became a free agent on July 1, 2010.

Sean Haggerty	LW		#36	
YEAR	GP	G	A	PTS
2000-01	3	0	1	1

- Claimed on waivers from NY Islanders on May 23, 2000.
- Became a free agent on July 1, 2001.

Dan Hamhuis	D		#2	
YEAR	GP	G	A	PTS
2003-04	80	7	19	26
2005-06	82	7	31	38
2006-07	81	6	14	20
2007-08	80	4	23	27
2008-09	82	3	23	26
2009-10	78	5	19	24
TOTALS	483	32	129	161

- Selected by Nashville in the first round (12th overall) of the 2001 NHL Entry Draft.
- Traded to Philadelphia for Ryan Parent on June 19, 2010.

Matt Halischuk	RW		#24	
YEAR	GP	G	A	PTS
2010-11	27	4	8	12
2011-12	73	15	13	28
2012-13	36	5	6	11
TOTALS	136	24	27	51

- Acquired from New Jersey along with a second-round selection in the 2011 Entry Draft (Magnus Hellberg) for forward Jason Arnett.
- Became a free agent on July 1, 2013.

Adam Hall	RW		#18, 34	
YEAR	GP	G	A	PTS
2001-02	1	0	1	1
2002-03	79	16	12	28
2003-04	79	13	14	27
2005-06	75	14	15	29
TOTALS	234	43	42	85

- Selected by Nashville in the second round (52nd overall) of the 1999 NHL Entry Draft.
- Traded to NY Rangers for Dominic Moore on July 19, 2006.

Scott Hannan	D		#22	
YEAR	GP	G	A	PTS
2012-13	20	3	6	9

- Signed as a free agent on August 17, 2012.
- Traded to San Jose for a fifth-round selection in the 2013 Entry Draft (Tommy Veilleux) on April 3, 2013.

Scott Hartnell	LW		#17	
YEAR	GP	G	A	PTS
2000-01	75	2	14	16
2001-02	75	14	27	41
2002-03	82	12	22	34
2003-04	59	18	15	33
2005-06	81	25	23	48
2006-07	64	22	17	39
TOTALS	436	93	118	211

- Selected by Nashville in the first round (sixth overall) of the 2000 NHL Entry Draft.
- Traded to Philadelphia along with Kimmo Timonen for Nashville's first-round selection in the 2007 NHL Entry Draft (Jonathon Blum) on June 18, 2007.

Brett Hauer	D		#14	
YEAR	GP	G	A	PTS
2001-02	3	0	0	0

- Acquired from Los Angeles for Rich Brennan on December 18, 2001.
- Became a free agent on July 17, 2002.

Darren Haydar	RW		#54	
YEAR	GP	G	A	PTS
2002-03	2	0	0	0

- Selected by Nashville in the ninth round (248th overall) of the 1999 NHL Entry Draft.
- Became a free agent on July 1, 2006.

Matt Henderson	LW		#47	
YEAR	GP	G	A	PTS
1998-99	2	0	0	0

- Signed as a free agent on July 13, 1998.
- Traded to Philadelphia for Paul Healey on September 27, 1999.

Jukka Hentunen	RW		#27	
YEAR	GP	G	A	PTS
2001-02	10	2	2	4

- Acquired from Calgary for a conditional selection in the 2003 NHL Entry Draft on March 17, 2002.
- Became a free agent on July 1, 2006.

Jamie Heward	D		#20	
YEAR	GP	G	A	PTS
1998-99	63	6	12	18

- Signed as a free agent on August 6, 1998.
- Became a free agent on July 1, 1999.

Jack Hillen	D		#38	
YEAR	GP	G	A	PTS
2011-12	55	2	4	6

- Signed as a free-agent on August 8, 2011.
- Became a free agent on July 1, 2012.

Jan Hlavac	LW		#17	
YEAR	GP	G	A	PTS
2007-08	18	3	10	13

- Acquired from Tampa Bay for a seventh-round selection in the 2008 NHL Entry Draft (traded to Philadelphia; Philadelphia selected Joacim Eriksson) on February 26, 2008.
- Became a free agent on July 1, 2008.

Shane Hnidy	D		#34	
YEAR	GP	G	A	PTS
2003-04	9	0	2	2

- Acquired from Ottawa for Colorado's third-round choice in the 2004 NHL Entry Draft (Peter Regin) on March 9, 2004.
- Traded to Atlanta for a fourth-round selection in the 2006 NHL Entry Draft (Niko Snellman) on July 30, 2005.

Darcy Hordichuk	LW		#16	
YEAR	GP	G	A	PTS
2005-06	74	7	6	13
2006-07	53	1	3	4
2007-08	45	1	2	3
TOTALS	172	9	11	20

- Acquired from Florida for a fourth-round selection in the 2005 NHL Entry Draft (Matt Duffy) on July 27, 2005.
- Traded to Carolina along with a fifth-round selection in the 2010 NHL Entry Draft for a fifth-round selection (traded to Phoenix; Phoenix selected Louis Domingue) in the 2009 NHL Entry Draft (traded to Tampa Bay; Tampa Bay selected Michael Zador) on June 19, 2008.

Bill Houlder	D		#3, 23	
YEAR	GP	G	A	PTS
1999-00	57	2	12	14
2000-01	81	4	12	16
2001-02	82	0	8	8
2002-03	82	2	4	6
TOTALS	302	8	36	44

- Claimed on waivers from Tampa Bay on November 10, 1999.
- Became a free agent on July 1, 2003.

Cale Hulse	D		#32	
YEAR	GP	G	A	PTS
2000-01	82	1	7	8
2001-02	63	0	2	2
2002-03	80	2	6	8
TOTALS	225	3	15	18

- Acquired from Calgary along with a third-round selection in the 2001 NHL Entry Draft (Denis Platonov) for Sergei Krivokrasov on March 14, 2000.
- Became a free agent on July 1, 2003.

TEAM HISTORY & RECORDS

ALUMNI REGISTER

Andrew Hutchinson D #42

YEAR	GP	G	A	PTS	PIM
2003-04	18	4	4	8	4

- Selected by Nashville in the second round (54th overall) of the 1999 NHL Entry Draft on June 26, 1999.
- Traded to Carolina for a third-round selection in the 2005 NHL Entry Draft (Teemu Laakso) on July 29, 2005.

Andreas Johansson LW #21

YEAR	GP	G	A	PTS	PIM
2002-03	56	20	17	37	22
2003-04	47	12	15	27	26
TOTALS	103	32	32	64	48

- Signed as a free agent on September 4, 2002.
- Became a free agent on July 1, 2004.

Greg Johnson C #22

YEAR	GP	G	A	PTS	PIM
1998-99	68	16	34	50	24
1999-00	82	11	33	44	40
2000-01	82	15	17	32	46
2001-02	82	18	26	44	38
2002-03	38	8	9	17	22
2003-04	82	14	18	32	33
2005-06	68	11	8	19	10
TOTALS	502	93	145	238	213

- Claimed from Chicago in the 1998 NHL Expansion Draft on June 26, 1998.
- Became a free agent on July 1, 2006.

Ryan Jones RW #28

YEAR	GP	G	A	PTS	PIM
2008-09	46	7	10	17	22
2009-10	41	7	4	11	18
TOTALS	87	14	14	28	40

- Acquired from Minnesota along with a second-round selection in the 2009 NHL Entry Draft (Charles-Olivier Roussel) for defenseman Marek Zidlicky on July 1, 2008.
- Claimed on waivers by Edmonton on March 3, 2010.

Jere Karalahti D #13, 16

YEAR	GP	G	A	PTS	PIM
2001-02	15	0	1	1	12

- Acquired from Los Angeles along with a conditional selection in the 2003 NHL Entry Draft (Teemu Lassila) for Cliff Ronning on March 16, 2002.
- Became a free agent on July 1, 2003.

Paul Kariya LW #9

YEAR	GP	G	A	PTS	PIM
2005-06	82	31	54	85	40
2006-07	82	24	52	76	36
TOTALS	164	55	106	161	76

- Signed as a free agent on August 5, 2005.
- Became a free agent on July 1, 2007.

Dan Keczmer D #2

YEAR	GP	G	A	PTS	PIM
1998-99	16	0	0	0	12
1999-00	24	0	5	5	28
TOTALS	40	0	5	5	40

- Claimed on waivers from Dallas on March 12, 1999.
- Traded to St. Louis for Rory Fitzpatrick on February 9, 2000.

Patric Kjellberg RW #10

YEAR	GP	G	A	PTS	PIM
1998-99	71	11	20	31	24
1999-00	82	23	23	46	14
2000-01	81	14	31	45	12
2001-02	12	1	3	4	6
TOTALS	246	49	77	126	56

- Signed as a free agent on June 27, 1998.
- Traded to Anaheim for Petr Tenkrat on November 1, 2001.

Linus Klasen LW #58

YEAR	GP	G	A	PTS	PIM
2010-11	4	0	0	0	0

- Signed as a free agent on April 20, 2010.
- Became a free agent on July 1, 2013.

Tomas Kloucek D #5, 28

YEAR	GP	G	A	PTS	PIM
2002-03	3	0	0	0	2
2003-04	5	0	1	1	10
TOTALS	8	0	1	1	12

- Acquired from NY Rangers along with Rem Murray and Marek Zidlicky for Mike Dunham on December 12, 2002.
- Traded to Atlanta along with Ben Simon for Simon Gamahe and Kirill Safronov on December 2, 2003.

Ville Koistinen D #4

YEAR	GP	G	A	PTS	PIM
2007-08	48	4	13	17	18
2008-09	38	3	8	11	14
TOTALS	86	7	21	28	32

- Signed as a free agent on May 18, 2006.
- Became a free agent on July 1, 2009.

Andre Kostitsyn LW #46

YEAR	GP	G	A	PTS	PIM
2011-12	19	4	8	12	10

- Acquired from Montreal for a second-round pick in the 2013 Entry Draft (Jacob de la Rose) and a conditional 2013 fifth-round pick previously acquired from Montreal (traded to Los Angeles; Los Angeles selected Patrik Bartosak on February 27, 2012).
- Became a free agent on July 1, 2012.

Sergei Kostitsyn RW #74

YEAR	GP	G	A	PTS	PIM
2010-11	77	23	27	50	20
2011-12	75	17	26	43	34
2012-13	46	3	12	15	11
TOTALS	198	43	65	108	65

- Acquired from Dallas along with Dustin Boyd and Dan Ellis on June 29, 2010.
- Mutually terminated his contract on July 4, 2013.

Sergei Krivokrasov RW #25

YEAR	GP	G	A	PTS	PIM
1998-99	70	25	23	48	42
1999-00	63	9	17	26	40
TOTALS	133	34	40	74	82

- Acquired from Chicago for future considerations on June 26, 1998.
- Traded to Calgary for Cale Hulse and a third-round selection in the 2001 NHL Entry Draft (Denis Platonov) on March 14, 2000.

Josh Langfeld C #15

YEAR	GP	G	A	PTS	PIM
2007-08	2	0	0	0	0

- Signed as a free agent on September 4, 2007.
- Became a free agent on July 1, 2008.

Denny Lambert LW #28

YEAR	GP	G	A	PTS	PIM
1998-99	76	5	11	16	218

- Claimed from Ottawa in the 1998 NHL Expansion Draft on June 26, 1998.
- Traded to Atlanta for Randy Robitaille on August 16, 1999.

Patrick Leahy RW #28

YEAR	GP	G	A	PTS	PIM
2006-07	1	0	0	0	0

- Signed as a free agent on July 17, 2006.
- Became a free agent on July 1, 2007.

Mikko Lehtonen D #42

YEAR	GP	G	A	PTS	PIM
2006-07	15	1	2	3	8

- Selected by Nashville in the ninth round (271st overall) of the 2001 NHL Entry Draft.
- Traded to Buffalo for a fourth-round selection in the 2007 NHL Entry Draft (Mark Santorelli) on February 27, 2007.

Richard Lintner D #41

YEAR	GP	G	A	PTS	PIM
1999-00	33	1	5	6	22
2000-01	50	3	5	8	22
TOTALS	83	4	10	14	44

- Acquired from Phoenix along with Cliff Ronning for future considerations on October 31, 1998.
- Traded to NY Rangers for Peter Smrek on March 19, 2002.

Matthew Lombardi C #15

YEAR	GP	G	A	PTS	PIM
2010-11	2	0	0	0	0

- Signed as a free agent on July 2, 2010.
- Traded to Toronto along with Cody Franson, for a fourth-round selection in the 2013 Entry Draft (traded to St. Louis; St. Louis selected Zachary Pochiro) and Brett Lebda on July 3, 2011.

Cameron Mann RW #28

YEAR	GP	G	A	PTS	PIM
2002-03	4	0	0	0	0

- Acquired from Dallas along with Ed Belfour for David Gosselin and a fifth-round selection in the 2003 NHL Entry Draft (Eero Kilpelainen) on June 29, 2002.
- Became a free agent on July 1, 2003.

TEAM HISTORY & RECORDS

ALUMNI REGISTER

Danny Markov	D				#55
YEAR	GP	G	A	PTS	PIM
2005-06	58	0	11	11	62

- Acquired from Philadelphia for a third-round selection in the 2006 NHL Entry Draft (traded to Los Angeles; Los Angeles selected Bud Holloway) on August 2, 2005.
- Became a free agent on July 1, 2006.

Brian McGrattan	RW				#23
YEAR	GP	G	A	PTS	PIM
2011-12	30	0	2	2	61
2012-13	2	0	0	0	0
TOTALS	32	0	2	2	61

- Claimed on waivers from Anaheim on October 11, 2011.
- Traded to Calgary for Joe Piskula on February 28, 2013.

Jim McKenzie	LW				#19
YEAR	GP	G	A	PTS	PIM
2003-04	61	1	3	4	88

- Signed as a free agent on July 22, 2003.
- Became a free agent on August 1, 2005.

Craig Millar	D				#8
YEAR	GP	G	A	PTS	PIM
1999-00	57	3	11	14	28
2000-01	5	0	0	0	6
TOTALS	62	3	11	14	34

- Acquired from Edmonton for Detroit's third-round selection in the 1999 NHL Entry Draft (Mike Comrie) on June 26, 1999.
- Claimed on waivers by Tampa Bay on October 25, 2000.

Jay More	D				#4
YEAR	GP	G	A	PTS	PIM
1998-99	18	0	2	2	18

- Signed as a free agent on June 4, 1998.
- Became a free agent on July 1, 2001.

Jason Morgan	C				#45
YEAR	GP	G	A	PTS	PIM
2003-04	6	0	2	2	2

- Claimed on waivers from Calgary on December 31, 2003.
- Claimed on waivers by Calgary on February 19, 2004.

Marc Moro	D				#33, 16
YEAR	GP	G	A	PTS	PIM
1999-00	8	0	0	0	40
2000-01	6	0	0	0	12
2001-02	13	0	0	0	23
TOTALS	27	0	0	0	75

- Acquired from Anaheim along with Chris Mason for Dominic Roussel on October 5, 1998.
- Traded to Toronto for D.J. Smith and Marty Wilford on March 1, 2002.

Mark Mowers	C				#18
YEAR	GP	G	A	PTS	PIM
1998-99	30	0	6	6	4
1999-00	41	4	5	9	10
2001-02	14	1	2	3	2
TOTALS	85	5	13	18	16

- Signed as a free agent on June 11, 1998.
- Became a free agent on July 1, 2002.

Chris Mueller	C				#53, 17
YEAR	GP	G	A	PTS	PIM
2010-11	15	0	3	3	2
2011-12	4	0	0	0	0
2012-13	18	2	3	5	6
TOTALS	37	2	6	8	8

- Signed as a free agent on December 27, 2010.
- Became a free agent on July 1, 2013.

Rem Murray	LW				#15
YEAR	GP	G	A	PTS	PIM
2002-03	53	6	13	19	18
2003-04	39	8	9	17	12
TOTALS	92	14	22	36	30

- Acquired from NY Rangers along with Tomas Kloucek and Marek Zidlicky for Mike Dunham on December 12, 2002.
- Became a free agent on July 1, 2004.

Brantt Myhrnes	RW				#74
YEAR	GP	G	A	PTS	PIM
2000-01	20	0	0	0	28

- Signed as a free agent on August 15, 2000.
- Traded to Washington for future considerations on February 1, 2001.

John Namestnikov	D				#20
YEAR	GP	G	A	PTS	PIM
1999-00	2	0	0	0	2

- Acquired from NY Rangers for Jason Dawe on February 2, 2000.
- Became a free agent on July 1, 2001.

Stan Neckar	D				#6
YEAR	GP	G	A	PTS	PIM
2003-04	1	0	1	1	0

- Signed as a free agent on November 26, 2003.
- Traded to Tampa Bay for a sixth-round selection in the 2004 NHL Entry Draft (Kevin Schaeffer) on March 9, 2004.

Jeff Nelson	C				#7
YEAR	GP	G	A	PTS	PIM
1998-99	9	2	1	3	2

- Signed as a free agent on August 19, 1998.
- Traded to Washington for future considerations on June 22, 1999.

Scott Nichol	C				#12
YEAR	GP	G	A	PTS	PIM
2005-06	34	3	3	6	79
2006-07	59	7	6	13	79
2007-08	73	10	8	18	72
2008-09	43	4	6	10	41
TOTALS	209	24	23	47	271

- Signed as a free agent on August 6, 2005.
- Became a free agent on July 1, 2009.

Shane O'Brien	D				#55
YEAR	GP	G	A	PTS	PIM
2010-11	80	2	7	9	83

- Acquired from Vancouver along with Dan Gendur for Jonas Andersson and Ryan Parent on October 5, 2010.
- Became a free agent on July 1, 2011.

Peter Olivecky	LW				#36
YEAR	GP	G	A	PTS	PIM
2009-10	1	0	0	0	0

- Signed as a free agent on July 16, 2009.
- Became a free agent on July 1, 2010.

Cal O'Reilly	C				#48, 16
YEAR	GP	G	A	PTS	PIM
2008-09	11	3	2	5	2
2009-10	31	2	9	11	4
2010-11	38	6	12	18	2
2011-12	5	0	1	1	2
TOTALS	85	11	24	35	10

- Selected by Nashville in the fifth round (150th overall) of the 2005 NHL Entry Draft.
- Traded to Phoenix for a fourth-round pick in the 2012 Entry Draft (Mikko Vainonen) on October 28, 2011.

Vladimir Orszagh	RW				#33
YEAR	GP	G	A	PTS	PIM
2001-02	79	15	21	36	56
2002-03	78	16	16	32	38
2003-04	82	16	21	37	74
TOTALS	239	47	58	105	168

- Signed as a free agent on June 1, 2001.
- Became a free agent on August 1, 2005.

Jed Ortmeyer	RW				#41
YEAR	GP	G	A	PTS	PIM
2007-08	51	4	4	8	32
2008-09	2	0	0	0	0
TOTALS	53	4	4	8	32

- Signed as a free agent on July 2, 2007.
- Became a free agent on July 1, 2009.

Denis Pederson	C				#16
YEAR	GP	G	A	PTS	PIM
2002-03	43	4	6	10	39

- Signed as a free agent on July 24, 2002.
- Became a free agent on July 1, 2003.

Ville Pelttonen	LW				#16
YEAR	GP	G	A	PTS	PIM
1998-99	14	5	5	10	2
1999-00	79	6	22	28	22
2000-01	23	3	1	4	2
TOTALS	116	14	28	42	26

- Acquired from San Jose for a fifth-round selection in the 1998 NHL Entry Draft (traded to Phoenix; Phoenix selected Josh Blackburn) on June 26, 1998.
- Became a free agent on July 1, 2001.

TEAM HISTORY & RECORDS

ALUMNI REGISTER

Yanic Perreault						C	#94
YEAR	GP	G	A	PTS	PIM		
2005-06	69	22	35	57	30		

- Signed as a free agent on October 3, 2005.
- Became a free agent on July 1, 2006.

Nathan Perrott						RW	#20
YEAR	GP	G	A	PTS	PIM		
2001-02	22	1	2	3	74		
2002-03	1	0	0	0	5		
TOTALS	23	1	2	3	79		

- Acquired from Chicago for a conditional selection in the 2003 NHL Entry Draft on October 9, 2001.
- Traded to Toronto for Bob Wren on December 31, 2002.

Rich Peverley						C	#37
YEAR	GP	G	A	PTS	PIM		
2006-07	13	0	1	1	0		
2007-08	33	5	5	10	8		
2008-09	27	2	7	9	15		
TOTALS	73	7	13	20	23		

- Signed as a free agent on January 17, 2007.
- Claimed on waivers by Atlanta on January 10, 2008.

Oleg Petrov						LW	#14, 20
YEAR	GP	G	A	PTS	PIM		
2002-03	17	2	2	4	2		

- Acquired from Montreal for a fourth-round selection in the 2003 NHL Entry Draft (traded to Washington; Washington selected Andreas Valdik) on March 3, 2003.
- Became a free agent on July 1, 2003.

Domenic Pittis						C	#39
YEAR	GP	G	A	PTS	PIM		
2002-03	2	0	0	0	2		

- Signed as a free agent on July 24, 2002.
- Became a free agent on July 1, 2003.

Libor Pivko						LW	#47
YEAR	GP	G	A	PTS	PIM		
2003-04	1	0	0	0	0		

- Selected by Nashville in the third round (89th overall) of the 2000 NHL Entry Draft.
- Traded to Pittsburgh along with Dominic Moore for a third-round selection in the 2007 NHL Entry Draft (Ryan Thang) on July 19, 2006.

Randy Robitaille						C	#27
YEAR	GP	G	A	PTS	PIM		
1999-00	69	11	14	25	10		
2000-01	62	9	17	26	12		
TOTALS	131	20	31	51	22		

- Acquired from Atlanta for Denny Lambert on August 16, 1999.
- Became a free agent on July 1, 2001.
- Signed as a free agent on August 19, 2005.
- Claimed on waivers by Minnesota on October 4, 2005.

Cliff Ronning						C	#7
YEAR	GP	G	A	PTS	PIM		
1998-99	72	18	35	53	40		
1999-00	82	26	36	62	34		
2000-01	80	19	43	62	28		
2001-02	67	18	31	49	24		
TOTALS	301	81	145	226	126		

- Acquired from Phoenix along with Richard Lintner for future considerations on October 31, 1998.
- Traded to Los Angeles for Jere Karalahti and a conditional selection in the 2003 NHL Entry Draft (Teemu Lassila) on March 16, 2002.

Yves Sarault						LW	#12
YEAR	GP	G	A	PTS	PIM		
2001-02	1	0	0	0	0		

- Claimed on waivers from Atlanta on June 19, 2001.
- Traded to Philadelphia along with a conditional selection in the 2003 NHL Entry Draft for Jason Beckett and Petr Hubacek on January 11, 2002.

Michael Santorelli						RW	#53, 18
YEAR	GP	G	A	PTS	PIM		
2008-09	7	0	0	0	2		
2009-10	25	2	1	3	8		
TOTALS	32	2	1	3	10		

- Selected by Nashville in the sixth round (178th overall) of the 2004 Entry Draft.
- Traded to Florida for a fourth-round selection in the 2011 Entry Draft (Josh Shalla) on August 5, 2010.

Dave Scatchard						RW	#38
YEAR	GP	G	A	PTS	PIM		
2009-10	16	3	2	5	17		

- Signed as a free agent on October 7, 2009.
- Became a free agent on July 1, 2010.

Robert Schnabel						D	#42, 36
YEAR	GP	G	A	PTS	PIM		
2001-02	1	0	0	0	0		
2002-03	1	0	0	0	0		
2003-04	20	0	3	3	34		
TOTALS	22	0	3	3	34		

- Claimed on waivers from Phoenix on January 2, 2001.
- Became a free agent on July 1, 2004.

Timofei Shishkanov						LW	#16
YEAR	GP	G	A	PTS	PIM		
2003-04	2	0	0	0	0		

- Selected by Nashville in the second round (33rd overall) of the 2001 NHL Entry Draft.
- Traded to St. Louis for Mike Sillinger on January 29, 2006.

Mike Sillinger						C	#81
YEAR	GP	G	A	PTS	PIM		
2005-06	31	10	12	22	14		

- Acquired from St. Louis for Timofei Shishkanov on January 29, 2006.
- Became a free agent on July 1, 2006.

Jon Sim						C	#14
YEAR	GP	G	A	PTS	PIM		
2002-03	4	1	0	1	0		

- Acquired from Dallas for Bubba Berenzweig and a conditional selection in the 2004 NHL Entry Draft on February 17, 2003.
- Claimed on waivers by Los Angeles on March 8, 2003.

Reid Simpson						LW	#12
YEAR	GP	G	A	PTS	PIM		
2001-02	26	5	0	5	69		
2002-03	26	0	1	1	56		
TOTALS	52	5	1	6	125		

- Claimed on waivers from Montreal on January 30, 2002.
- Became a free agent on July 1, 2003.

Karlis Skrstins						D	#3, 40
YEAR	GP	G	A	PTS	PIM		
1998-99	2	0	1	1	0		
1999-00	59	5	6	11	20		
2000-01	82	1	11	12	30		
2001-02	82	4	13	17	36		
2002-03	82	3	10	13	44		
TOTALS	307	13	41	54	130		

- Selected by Nashville in the ninth round (230th overall) of the 1998 NHL Entry Draft.
- Traded to Colorado for a third-round selection in the 2004 NHL Entry Draft (traded to Ottawa; Ottawa selected Peter Reglin) on June 30, 2003.

Pavel Skrbek						D	#42
YEAR	GP	G	A	PTS	PIM		
2000-01	5	0	0	0	4		
2001-02	3	0	0	0	2		
TOTALS	8	0	0	0	6		

- Acquired from Pittsburgh for Bob Boughner on March 13, 2000.
- Became a free agent on July 1, 2007.

John Slaney						D	#27
YEAR	GP	G	A	PTS	PIM		
1998-99	46	2	12	14	14		

- Claimed from Phoenix in the 1998 NHL Expansion Draft on June 26, 1998.
- Became a free agent on July 1, 1999.

Wyatt Smith						C	#46
YEAR	GP	G	A	PTS	PIM		
2002-03	11	1	0	1	0		
2003-04	18	3	1	4	2		
TOTALS	29	4	1	5	2		

- Signed as a free agent on July 15, 2002.
- Became a free agent on August 1, 2005.

TEAM HISTORY & RECORDS

ALUMNI REGISTER

Jerred Smithson						C #42, 25					
YEAR	GP	G	A	PTS	PIM	YEAR	GP	G	A	PTS	PIM
2005-06	66	5	9	14	54	2006-07	64	5	7	12	42
2007-08	81	7	9	16	50	2008-09	82	4	9	13	49
2009-10	69	9	4	13	54	2010-11	82	5	8	13	34
2011-12	53	1	4	5	30	TOTALS	497	36	50	86	313

- Signed as a free agent on July 24, 2004.
- Traded to Florida for Dallas' sixth-round selection in the 2012 Entry Draft (Simon Fernholm) on February 24, 2012.

Brad Smyth						RW #12					
YEAR	GP	G	A	PTS	PIM	YEAR	GP	G	A	PTS	PIM
1998-99	3	0	0	0	6	2000-01	8	1	0	1	39
2001-02	4	0	0	0	9	2003-04	53	5	4	9	103
2005-06	35	4	3	7	74	TOTALS	100	10	7	17	225

- Signed as a free agent on July 16, 1998.
- Traded to NY Rangers for future considerations on May 3, 1999.
- Signed as a free agent on September 25, 2000.
- Became a free agent on July 1, 2002.
- Claimed on waivers from Minnesota on October 22, 2003.
- Claimed on waivers by Dallas on February 15, 2006.

Jeremy Stevenson						LW #28					
YEAR	GP	G	A	PTS	PIM	YEAR	GP	G	A	PTS	PIM
2000-01	8	1	0	1	39	2001-02	4	0	0	0	9
2003-04	53	5	4	9	103	2005-06	35	4	3	7	74
TOTALS	100	10	7	17	225	2007-08	DID NOT PLAY - INJURED				

- Signed as a free agent on July 1, 2002.
- Claimed on waivers from Minnesota on October 22, 2003.
- Claimed on waivers by Dallas on February 15, 2006.

Zack Stortini						RW #21					
YEAR	GP	G	A	PTS	PIM	YEAR	GP	G	A	PTS	PIM
2011-12	1	0	0	0	7	2003-04	24	9	21	30	12
2005-06	69	31	37	68	50	2006-07	57	22	38	60	20
2008-09	41	11	21	32	30	2009-10	82	17	34	51	35
2010-11	44	10	12	22	28	TOTALS	317	100	163	263	175

- Acquired from Chicago for a second-round selection in the 2004 Entry Draft (Ryan Garlock) and a second-round selection in the 2005 Entry Draft (Michael Blunden) on February 16, 2004.
- Became a free agent on July 1, 2011.

Steve Sullivan						LW #26					
YEAR	GP	G	A	PTS	PIM	YEAR	GP	G	A	PTS	PIM
2001-02	58	8	16	24	28	2008-09	11	0	1	1	17
2009-10	82	17	34	51	35	2010-11	44	10	12	22	28
TOTALS	317	100	163	263	175	2011-12	1	0	0	0	7

- Acquired from Tampa Bay for a sixth-round selection in the 2009 Entry Draft (Jaroslav Janus) on September 29, 2008.
- Traded to Florida for forward Wade Belak on November 27, 2008.

Petr Tenkrat						RW #15					
YEAR	GP	G	A	PTS	PIM	YEAR	GP	G	A	PTS	PIM
2001-02	58	8	16	24	28	2008-09	11	0	1	1	17
2009-10	82	17	34	51	35	2010-11	44	10	12	22	28
TOTALS	317	100	163	263	175	2011-12	1	0	0	0	7

- Acquired from Anaheim for Patric Kjellberg on November 1, 2001.
- Claimed by Florida in the 2002 NHL Waiver Draft on October 4, 2002.

Alexander Sulzer						D #44, 52					
YEAR	GP	G	A	PTS	PIM	YEAR	GP	G	A	PTS	PIM
2008-09	2	0	0	0	0	2009-10	20	0	2	2	4
2010-11	31	1	3	4	14	TOTALS	53	1	5	6	18

- Selected by Nashville in the third round (92nd overall) of the 2003 NHL Entry Draft.
- Traded to Florida for a conditional seventh-round selection in the 2012 Entry Draft on February 25, 2011.

Ryan Suter						D #20					
YEAR	GP	G	A	PTS	PIM	YEAR	GP	G	A	PTS	PIM
2005-06	71	1	15	16	66	2006-07	82	8	16	24	54
2007-08	76	7	24	31	71	2008-09	82	7	38	45	73
2009-10	82	4	33	37	48	2010-11	70	4	35	39	54
2011-12	79	7	39	46	30	TOTALS	542	38	200	238	396

- Selected by Nashville in the first round (7th overall) of the 2003 NHL Entry Draft.
- Became a free agent on July 1, 2012.

Marek Svatos						RW #40					
YEAR	GP	G	A	PTS	PIM	YEAR	GP	G	A	PTS	PIM
2010-11	9	1	2	3	2	2003-04	70	4	4	8	137
2005-06	34	4	6	10	55	2006-07	65	3	6	9	116
2007-08	63	11	7	18	100	2008-09	72	4	12	16	124
2009-10	51	6	10	16	40	2010-11	54	8	10	18	61
2011-12	77	6	24	30	92	TOTALS	486	46	79	125	725

- Claimed on waivers from St. Louis on December 29, 2010.
- Claimed on waivers by Ottawa on February 24, 2011.

Petr Sykora						C #50					
YEAR	GP	G	A	PTS	PIM	YEAR	GP	G	A	PTS	PIM
1998-99	2	0	0	0	0	2003-04	70	4	4	8	137
2005-06	34	4	6	10	55	2006-07	65	3	6	9	116
2007-08	63	11	7	18	100	2008-09	72	4	12	16	124
2009-10	51	6	10	16	40	2010-11	54	8	10	18	61
2011-12	77	6	24	30	92	TOTALS	486	46	79	125	725

- Acquired from Detroit along with a third-round selection in the 1999 NHL Entry Draft (traded to Edmonton; Edmonton selected Mike Comrie) and a conditional selection in the 1999 NHL Entry Draft (Alexandre Krevsun) for Doug Brown on July 14, 1998.
- Traded to Washington for a third-round selection in the 2003 NHL Entry Draft (Paul Brown) on June 22, 2002.

Nick Tarnasky						LW #74					
YEAR	GP	G	A	PTS	PIM	YEAR	GP	G	A	PTS	PIM
2008-09	11	0	1	1	17	2003-04	70	4	4	8	137
2005-06	34	4	6	10	55	2006-07	65	3	6	9	116
2007-08	63	11	7	18	100	2008-09	72	4	12	16	124
2009-10	51	6	10	16	40	2010-11	54	8	10	18	61
2011-12	77	6	24	30	92	TOTALS	486	46	79	125	725

- Selected by Nashville in the fourth round (98th overall) of the 2001 NHL Entry Draft.
- Became a free agent on July 1, 2012.

Pascal Trepanier						D #27					
YEAR	GP	G	A	PTS	PIM	YEAR	GP	G	A	PTS	PIM
2002-03	1	0	0	0	0	2003-04	70	4	4	8	137
2005-06	34	4	6	10	55	2006-07	65	3	6	9	116
2007-08	63	11	7	18	100	2008-09	72	4	12	16	124
2009-10	51	6	10	16	40	2010-11	54	8	10	18	61
2011-12	77	6	24	30	92	TOTALS	486	46	79	125	725

- Signed as a free agent on July 16, 2002.
- Traded to Florida for Wade Flaherty on March 9, 2003.

Darren Turcotte						C #9					
YEAR	GP	G	A	PTS	PIM	YEAR	GP	G	A	PTS	PIM
1998-99	40	4	5	9	16	1999-00	9	0	1	1	4
TOTALS	49	4	6	10	20	2003-04	70	4	4	8	137

- Acquired from St. Louis along with St. Louis' highest compensatory pick in the 1999 NHL Entry Draft (traded to Florida; Florida selected Alex Auld) for future considerations on June 26, 1998.
- Retired on March 27, 2000.

Andreas Thuresson						RW #12					
YEAR	GP	G	A	PTS	PIM	YEAR	GP	G	A	PTS	PIM
2009-10	22	1	2	3	4	2010-11	3	0	0	0	2
TOTALS	25	1	2	3	6	2011-12	1	0	0	0	7

- Selected by Nashville in the fifth round (144th overall) of the 2007 NHL Entry Draft.
- Traded to NY Rangers for Brodie Dupont on July 2, 2011.

Kimmo Timonen						D #44					
YEAR	GP	G	A	PTS	PIM	YEAR	GP	G	A	PTS	PIM
1998-99	50	4	8	12	30	1999-00	51	8	25	33	26
2000-01	82	12	13	25	50	2001-02	82	13	29	42	28
2002-03	72	6	34	40	46	2003-04	77	12	32	44	52
2005-06	79	11	39	50	74	2006-07	80	13	42	55	42
TOTALS	573	79	222	301	348	2008-09	72	4	12	16	124

- Acquired from Los Angeles along with Jan Vopat for future considerations on June 26, 1998.
- Traded to Philadelphia along with Scott Hartnell for Nashville's first-round selection in the 2007 NHL Entry Draft (Jonathon Blum) on June 18, 2007.

Jordin Tootoo						RW #55, 14, 22					
YEAR	GP	G	A	PTS	PIM	YEAR	GP	G	A	PTS	PIM
2003-04	70	4	4	8	137	2005-06	34	4	6	10	55
2006-07	65	3	6	9	116	2007-08	63	11	7	18	100
2008-09	72	4	12	16	124	2009-10	51	6	10	16	40
2010-11	54	8	10	18	61	2011-12	77	6	24	30	92
TOTALS	486	46	79	125	725	2012-13	77	6	24	30	92

- Selected by Nashville in the fourth round (98th overall) of the 2001 NHL Entry Draft.
- Became a free agent on July 1, 2012.

Pascal Trepanier						D #27					
YEAR	GP	G	A	PTS	PIM	YEAR	GP	G	A	PTS	PIM
2002-03	1	0	0	0	0	2003-04	70	4	4	8	137
2005-06	34	4	6	10	55	2006-07	65	3	6	9	116
2007-08	63	11	7	18	100	2008-09	72	4	12	16	124
2009-10	51	6	10	16	40	2010-11	54	8	10	18	61
2011-12	77	6	24	30	92	TOTALS	486	46	79	125	725

- Signed as a free agent on July 16, 2002.
- Traded to Florida for Wade Flaherty on March 9, 2003.

Darren Turcotte						C #9					
-----------------	--	--	--	--	--	------	--	--	--	--	--

TEAM HISTORY & RECORDS

ALUMNI REGISTER

Scottie Upshall

YEAR	GP	G	A	PTS	PIM
2002-03	8	1	0	1	0
2003-04	7	0	1	1	0
2005-06	48	8	16	24	34
2006-07	14	2	1	3	18
TOTALS	77	11	18	29	52

- Selected by Nashville in the first round (sixth overall) of the 2002 NHL Entry Draft.
- Traded to Philadelphia along with Ryan Parent and a first-round (traded to Nashville; Nashville selected Jonathon Blum) and third-round selection (traded to Washington; Washington selected Phil Desimore) in the 2007 NHL Entry Draft for Peter Forsberg on February 15, 2007.

Rob Valicevic

YEAR	GP	G	A	PTS	PIM
1998-99	19	4	2	6	2
1999-00	80	14	11	25	21
2000-01	60	8	6	14	26
TOTALS	159	26	19	45	49

- Signed as a free agent on June 8, 1998.
- Became a free agent on July 1, 2001.

Josef Vasicek

YEAR	GP	G	A	PTS	PIM
2006-07	38	4	9	13	29

- Acquired from Carolina for Scott Walker on July 18, 2006.
- Traded to Carolina for Eric Belanger on February 9, 2007.

Vitali Vishnevski

YEAR	GP	G	A	PTS	PIM
2006-07	15	0	1	1	10

- Acquired from Atlanta for Eric Belanger on February 10, 2007.
- Became a free agent on July 1, 2007.

Jan Vopat

YEAR	GP	G	A	PTS	PIM
1998-99	55	5	6	11	28
1999-00	6	0	0	0	6
TOTALS	61	5	6	11	34

- Acquired from Los Angeles along with Kimmo Timonen for future considerations on June 26, 1998.
- Became a free agent on May 23, 2000.

Scott Walker

YEAR	GP	G	A	PTS	PIM
1998-99	71	15	25	40	103
1999-00	69	7	21	28	90
2000-01	74	25	29	54	66
2001-02	28	4	5	9	18
2002-03	60	15	18	33	58
2003-04	75	25	42	67	94
2005-06	33	5	11	16	36
TOTALS	410	96	151	247	465

- Claimed from Vancouver in the 1998 NHL Expansion Draft on June 26, 1998.
- Traded to Carolina for Josef Vasicek on July 18, 2006.

Joel Ward

YEAR	GP	G	A	PTS	PIM
2008-09	79	17	18	35	29
2009-10	71	13	21	34	18
2010-11	80	10	19	29	42
TOTALS	230	40	58	98	89

- Signed as a free agent on July 14, 2008.
- Became a free agent on July 1, 2011.

Todd Warriner

YEAR	GP	G	A	PTS	PIM
2002-03	6	0	1	1	4

- Claimed on waivers from Philadelphia on March 11, 2003.
- Became a free agent on July 1, 2003.

Mike Watt

YEAR	GP	G	A	PTS	PIM
2000-01	18	1	1	2	8

- Claimed on waivers from NY Islanders on May 23, 2000.
- Traded to Philadelphia for Mikhail Chernov on May 24, 2001.

Clarke Wilm

YEAR	GP	G	A	PTS	PIM
2002-03	82	5	11	16	36

- Signed as a free agent on July 11, 2002.
- Became a free agent on July 1, 2003.

Kyle Wilson

YEAR	GP	G	A	PTS	PIM
2011-12	5	0	0	0	0

- Signed as a free-agent on July 5, 2011.
- Traded to Tampa Bay along with goaltender Anders Lindback and Nashville's seventh-round selection in the 2012 Entry Draft (Nikita Gusev) for Minnesota (Pontus Aberg) and Philadelphia's (Colton Sissons) second-round selections in the 2012 Entry Draft, Tampa Bay's third-round selection in the 2013 Entry Draft (Johnathan-Ismael Diaby) and goaltender Sebastien Caron on June 15, 2012.

Brendan Witt

YEAR	GP	G	A	PTS	PIM
2005-06	17	0	3	3	68

- Acquired from Washington for Kris Beech and a first-round selection in the 2006 NHL Entry Draft (Semyon Varlamov) on March 9, 2006.
- Became a free agent on July 1, 2006.

Vitali Yachmenev

YEAR	GP	G	A	PTS	PIM
1998-99	55	7	10	17	10
1999-00	68	16	16	32	12
2000-01	78	15	19	34	10
2001-02	75	11	16	27	14
2002-03	62	5	15	20	12
TOTALS	338	54	76	130	58

- Acquired from Los Angeles for future considerations on July 7, 1998.
- Became a free agent on July 1, 2003.

Jason York

YEAR	GP	G	A	PTS	PIM
2002-03	74	4	15	19	52
2003-04	67	2	13	15	64
TOTALS	141	6	28	34	116

- Acquired from Anaheim for future considerations on October 23, 2002.
- Became a free agent on July 1, 2004.

Brandon Yip

YEAR	GP	G	A	PTS	PIM
2011-12	25	3	4	7	20
2012-13	34	3	5	8	26
TOTALS	59	6	9	15	46

- Claimed on waivers from Colorado on January 19, 2012.
- Became a free agent on July 1, 2013.

Greg Zanon

YEAR	GP	G	A	PTS	PIM
2005-06	4	0	2	2	6
2006-07	66	3	5	8	32
2007-08	78	0	5	5	24
2008-09	82	4	7	11	38
TOTALS	230	7	19	26	100

- Signed as a free agent on July 9, 2004.
- Became a free agent on July 1, 2009.

Rob Zettler

YEAR	GP	G	A	PTS	PIM
1998-99	2	0	0	0	2

- Claimed from Toronto in the 1998 NHL Expansion Draft on June 26, 1998.
- Became a free agent on July 1, 1999.

Sergei Zholtok

YEAR	GP	G	A	PTS	PIM
2003-04	11	1	1	2	0

- Acquired from Minnesota along with Brad Bombardir for Buffalo's third-round selection (Clayton Stoner) and a fourth-round selection (Patrick Bordeleau) in the 2004 NHL Entry Draft on March 5, 2004.
- Became a free agent on July 1, 2004.

Marek Zidlicky

YEAR	GP	G	A	PTS	PIM
2003-04	82	14	39	53	82
2005-06	67	12	37	49	82
2006-07	79	4	26	30	72
2007-08	79	5	38	43	63
TOTALS	307	35	140	175	299

- Acquired from NY Rangers along with Tomas Kloucek and Rem Murray for goaltender Mike Dunham on December 12, 2002.
- Traded to Minnesota for Ryan Jones and a second-round selection in the 2009 NHL Entry Draft (Charles-Olivier Roussel) on July 1, 2008.

TEAM HISTORY & RECORDS

ALUMNI REGISTER - GOALTENDERS

Mark Dekanich

YEAR	GP	MIN	GAA	W	L	T/OT	SO	GA	SA	SV%
2010-11	1	50	3.60	0	0	0	0	3	25	.880

- Selected by Nashville in the fifth round (146th overall) of the 2006 NHL Entry Draft.
- Became a free agent on July 1, 2011.

Mike Dunham

YEAR	GP	MIN	GAA	W	L	T/OT	SO	GA	SA	SV%
1998-99	44	2472	3.08	16	23	3	1	127	1387	.908
1999-00	52	3077	2.85	19	27	6	0	146	1584	.908
2000-01	48	2810	2.28	21	21	4	4	107	1381	.923
2001-02	58	3316	2.61	23	24	9	3	144	1525	.906
2002-03	15	819	3.15	2	9	2	0	43	397	.892
TOTALS	217	12494	2.72	81	104	24	8	567	6274	.910

- Claimed from New Jersey in the 1998 NHL Expansion Draft on June 26, 1998.
- Traded to the NY Rangers for Rem Murray, Tomas Kloucek and Marek Zidlicky on December 12, 2002.

Dan Ellis

YEAR	GP	MIN	GAA	W	L	T/OT	SO	GA	SA	SV%
2007-08	44	2229	2.34	23	10	3	6	87	1147	.924
2008-09	35	1965	2.93	11	19	4	3	96	963	.900
2009-10	31	1715	2.69	15	13	1	1	77	848	.909
TOTALS	110	5909	2.64	49	42	8	10	260	2958	.912

- Signed as a free agent on July 7, 2007.
- Traded to Montreal along with Dustin Boyd for Sergei Kostitsyn on June 29, 2010.

Eric Fichaud

YEAR	GP	MIN	GAA	W	L	T/OT	SO	GA	SA	SV%
1998-99	9	447	3.22	0	6	0	0	24	229	.895

- Acquired from Edmonton along with Drake Berehowsky and Greg de Vries for Mikhail Shtalenkov and Jim Dowd on October 1, 1998.
- Traded to Carolina for Toronto's fourth-round choice in the 1999 NHL Entry Draft (Yevgeny Pavlov) and future considerations on June 26, 1999.

Brian Finley

YEAR	GP	MIN	GAA	W	L	T/OT	SO	GA	SA	SV%
2002-03	1	47	3.83	0	0	0	0	3	13	.769
2005-06	1	60	7.00	0	1	0	0	7	41	.829
TOTALS	2	107	5.61	0	1	0	0	10	54	.815

- Selected by Nashville in the first round (sixth overall) of the 1999 NHL Entry Draft.
- Became a free agent on July 1, 2006.

Wade Flaherty

YEAR	GP	MIN	GAA	W	L	T/OT	SO	GA	SA	SV%
2002-03	1	51	4.71	0	1	0	0	4	27	.852

- Acquired from Florida for Pascal Trepanier on March 9, 2003.
- Became a free agent on July 1, 2004.

Jan Lasak

YEAR	GP	MIN	GAA	W	L	T/OT	SO	GA	SA	SV%
2001-02	3	177	4.41	0	3	0	0	13	104	.875
2002-03	3	90	3.33	0	1	0	0	5	39	.872
TOTALS	6	267	4.04	0	4	0	0	18	143	.874

- Selected by Nashville in the second round (65th overall) of the 1999 NHL Entry Draft.
- Became a free agent on July 1, 2004.

Michael Leighton

YEAR	GP	MIN	GAA	W	L	T/OT	SO	GA	SA	SV%
2006-07	1	20	6.00	0	0	0	0	2	10	.800

- Claimed on waivers from Anaheim on November 27, 2006.
- Claimed on waivers by Philadelphia on January 11, 2007.

Anders Lindback

YEAR	GP	MIN	GAA	W	L	T/OT	SO	GA	SA	SV%
2010-11	22	1131	2.60	11	5	2	2	49	576	.915
2011-12	16	792	2.42	5	8	0	0	32	364	.912
TOTALS	38	1923	2.53	16	13	2	2	81	940	.914

- Selected by Nashville in the seventh round (208th overall) of the 2007 Entry Draft.
- Traded to Tampa Bay along with forward Kyle Wilson and Nashville's seventh-round selection in the 2012 Entry Draft (Nikita Gusev) for Minnesota (Pontus Aberg) and Philadelphia's (Colton Sissons) second-round selections in the 2012 Entry Draft, Tampa Bay's third-round selection in the 2013 Entry Draft (Johnathan-Ismail Diaby) and goaltender Sebastien Caron on June 15, 2012.

Chris Mason

YEAR	GP	MIN	GAA	W	L	T/OT	SO	GA	SA	SV%
1998-99	3	69	5.22	0	0	0	0	6	44	.864
2000-01	1	59	2.03	0	1	0	0	2	20	.900
2003-04	17	744	2.18	4	4	1	1	27	365	.926
2005-06	23	1227	2.54	12	5	1	2	52	597	.913
2006-07	40	2342	2.38	24	11	4	5	93	1244	.925
2007-08	51	2692	2.90	18	22	6	4	130	1278	.898
2012-13	11	467	3.73	1	7	1	0	29	229	.873
TOTALS	135	7133	2.61	58	43	12	12	310	3548	.913

- Acquired from Anaheim along with Marc Moro for Dominic Roussel on October 5, 1998.
- Became a free agent on July 1, 2002.
- Claimed from Florida in the 2003 NHL Waiver Draft on October 3, 2003.
- Traded to St. Louis for NY Rangers' fourth-round selection in the 2008 NHL Entry Draft (traded to NY Rangers; NY Rangers select Dale Weise) on June 20, 2008.
- Signed as a free agent on July 1, 2012.
- Became a free agent on July 1, 2013.

Tomas Vokoun

YEAR	GP	MIN	GAA	W	L	T/OT	SO	GA	SA	SV%
1998-99	37	1954	2.95	12	18	4	1	96	1041	.908
1999-00	33	1879	2.78	9	20	1	1	87	908	.904
2000-01	37	2088	2.44	13	17	5	2	85	940	.910
2001-02	29	1471	2.69	5	14	4	2	66	678	.903
2002-03	69	3974	2.20	25	31	11	3	146	1771	.918
2003-04	73	4221	2.53	34	29	10	3	178	1958	.909
2005-06	61	3601	2.67	36	18	7	4	160	1984	.919
2006-07	44	2601	2.40	27	12	4	5	104	1299	.920
TOTALS	383	21789	2.54	161	159	46	21	922	10579	.913

- Claimed from Montreal in the 1998 NHL Expansion Draft on June 26, 1998.
- Traded to Florida for a second-round selection in the 2007 NHL Entry Draft (Nick Spaling) and a first (traded to NY Islanders; NY Islanders selected Joshua Bailey) and second-round selection (traded to NY Islanders; NY Islanders selected Aaron Ness) in the 2008 NHL Entry Draft on June 22, 2007.

TEAM HISTORY & RECORDS

OPENING & CLOSING NIGHT RESULTS

Season Opener Results

Season	Season Opener	Home Opener	Road Opener
1998-99	Florida 1 at Nashville 0	Florida 1 at Nashville 0	Nashville 1 at Ottawa 3
1999-00	Los Angeles 2 at Nashville 0	Los Angeles 2 at Nashville 0	Nashville 3 at Chicago 3 (OT)
2000-01*	Nashville 3 at Pittsburgh 1	Pittsburgh 3 at Nashville 1	Nashville 3 at Pittsburgh 1
2001-02	Nashville 1 at Dallas 4	St. Louis 2 at Nashville 2 (OT)	Nashville 1 at Dallas 4
2002-03	Nashville 4 at Washington 5	Edmonton 3 at Nashville 2	Nashville 4 at Washington 5
2003-04	Anaheim 1 at Nashville 3	Anaheim 1 at Nashville 3	Nashville 1 at Chicago 3
2005-06	San Jose 2 at Nashville 3	San Jose 2 at Nashville 3	Nashville 5 at Colorado 4
2006-07	Chicago 8 at Nashville 6	Chicago 8 at Nashville 6	Nashville 5 at Minnesota 6
2007-08	Colorado 0 at Nashville 4	Colorado 0 at Nashville 4	Nashville 1 at St. Louis 4
2008-09	Nashville 2 at St. Louis 5	Dallas 1 at Nashville 3	Nashville 2 at St. Louis 5
2009-10	Nashville 3 at Dallas 2 (SO)	Colorado 2 at Nashville 3	Nashville 3 at Dallas 2 (SO)
2010-11	Anaheim 1 at Nashville 4	Anaheim 1 at Nashville 4	Nashville 3 at Chicago 2
2011-12	Nashville 3 at Columbus 2	Phoenix 5 at Nashville 2	Nashville 3 at Columbus 2
2012-13	Columbus 3 at Nashville 2 (SO)	Columbus 3 at Nashville 2 (SO)	Nashville 3 at Minnesota 1
TOTALS	GP W L T OTL	GP W L T OTL	GP W L T OTL
	14 7 6 0 1	14 6 6 1 1	14 6 7 1 0

* The Predators opened the 2000-01 season with a two-game series against the Pittsburgh Penguins at the Saitama Super Arena outside of Tokyo, Japan. The first game was designated a home game for Pittsburgh and the second game was designated a home game for Nashville.

Season Closer Results

Season	Season Closer	Home Closer	Road Closer
1998-99	New Jersey 4 at Nashville 1	New Jersey 4 at Nashville 1	Nashville 2 at Chicago 4
1999-00	Anaheim 5 at Nashville 1	Anaheim 5 at Nashville 1	Nashville 2 at Phoenix 3
2000-01	Nashville 0 at St. Louis 1	Calgary 0 at Nashville 4	Nashville 0 at St. Louis 1
2001-02	Nashville 4 at Phoenix 6	NY Islanders 5 at Nashville 2	Nashville 4 at Phoenix 6
2002-03	Nashville 0 at Dallas 2	Anaheim 2 at Nashville 1 (OT)	Nashville 0 at Dallas 2
2003-04	Nashville 2 at Colorado 1 (OT)	St. Louis 4 at Nashville 1	Nashville 2 at Colorado 1 (OT)
2005-06	Detroit 3 at Nashville 6	Detroit 3 at Nashville 6	Nashville 2 at St. Louis 0
2006-07	Nashville 4 at Colorado 2	St. Louis 1 at Nashville 4	Nashville 4 at Colorado 2
2007-08	Nashville 1 at Chicago 3	St. Louis 2 at Nashville 3	Nashville 1 at Chicago 3
2008-09	Nashville 4 at Minnesota 8	Chicago 4 at Nashville 2	Nashville 4 at Minnesota 8
2009-10	St. Louis 1 at Nashville 2 (SO)	St. Louis 1 at Nashville 2 (SO)	Nashville 2 at Phoenix 5
2010-11	Nashville 0 at St. Louis 2	Columbus 1 at Nashville 4	Nashville 0 at St. Louis 2
2011-12	Nashville 6 at Colorado 1	Dallas 0 at Nashville 2	Nashville 6 at Colorado 1
2012-13	Nashville 1 at Columbus 3	Calgary 3 at Nashville 4	Nashville 1 at Columbus 3
TOTALS	GP W L T OTL	GP W L T OTL	GP W L T OTL
	14 5 9 0 0	14 8 5 0 1	14 4 10 0 0



TEAM HISTORY & RECORDS

FRANCHISE TIMELINE

December 18, 1996: The \$160 million Nashville Arena (now known as Bridgestone Arena) opened with *Amy Grant's Tennessee Christmas*.

June 25, 1997: Leipold Hockey Holdings, LLC was granted a conditional franchise by the NHL Board of Governors.

July 1, 1997: Jack Diller was named first president of the Nashville Predators.

July 9, 1997: David Poile was named first general manager in franchise history.

August 6, 1997: Barry Trotz was named as Nashville's first head coach and Paul Gardner was named assistant coach.

September 25, 1997: Craig Leipold and Jack Diller unveiled the saber-toothed tiger logo at the downtown First American building (now known as the Regions Center), the site of a saber-toothed tiger discovery in August, 1971.

September 27, 1997: *The Ice Breaker Bash* kicked off season ticket sales at Bridgestone Arena and attracted over 12,000 hockey fans for three hours of hockey demonstrations, displays and interactive games.

November 13, 1997: Craig Leipold and Jack Diller unveiled "Predators" as Nashville's name (as selected by fans) at the Wildhorse Saloon in front of inaugural season ticketholders and fans.

February 12, 1998: Head Coach Barry Trotz and Assistant Coach Paul Gardner unveiled the Predators' inaugural home and away jerseys in front of 2,000 fans at Cool Springs Galleria.

May 4, 1998: The National Hockey League officially announced the Nashville Predators as the 27th franchise in league history.

June 19, 1998: Brent Peterson was named as an assistant coach.

June 26, 1998: The Predators selected 26 players in the NHL Expansion Draft.

June 27, 1998: The Nashville Predators became the 27th NHL team to participate in the NHL Entry Draft. The Predators selected David Legwand with the second overall pick.

July 6, 1998: Nashville signed free agent Tom Fitzgerald and named him the first captain in franchise history.

October 10, 1998: The Nashville Predators hosted the franchise's first NHL game vs. the Florida Panthers. In front of a sellout crowd of 17,298, Ray Whitney scored the only goal of the 1-0 game and the Panthers' Kirk McLean earned the shutout.

October 13, 1998: The Nashville Predators defeated the Carolina Hurricanes 3-2 to net the first victory in franchise history. Andrew Brunette notched the first goal in franchise history at 5:12 in the first period.

January 24, 1999: Sergei Krivokrasov became the first Predator to appear in an NHL All-Star Game. He played for the World All-Stars in the game played at Tampa Bay's Ice Palace.

February 1, 1999: The Predators opened their practice facility at Centennial Sportsplex.

April 17, 1999: The Nashville Predators closed out their inaugural season with a 4-3 loss to the New Jersey Devils. The Predators drew a total of 664,000 (16,202, 94% capacity) and amassed a 28-47-7 record.

October 7-8, 2000: The Predators opened the 2000-01 season with a two-game series against the Pittsburgh Penguins at the Saitama Super Arena outside of Tokyo, Japan. Both games finished with a score of 3-1, with the Predators winning the first and the Penguins the second. The two games drew the two largest crowds ever to witness hockey games in Japan (13,849 for the first game, 13,426 for the second).

March 23, 2001: General Manager David Poile was one of three recipients of the 2001 Lester Patrick Award, an honor presented annually "for outstanding service to hockey in the United States."

November 21, 2001: The Predators unveiled an alternate jersey. The gold sweater featured an animated saber-toothed tiger logo on the crest and a pair of tiger skulls on the shoulders, and was worn through the 2006-07 season.

October 8, 2002: Greg Johnson was named the second captain in team history. Scott Walker also wore the "C" on an interim basis (January 12-27) for Nashville in 2002-03.

March 1, 2003: Barry Trotz, the only coach in franchise history, coached his 392nd consecutive game with Nashville. The milestone established a mark for most NHL games coached by the first coach of an expansion team.

June 21-22, 2003: The Nashville Predators hosted the 2003 NHL Entry Draft at Bridgestone Arena and made 13 picks overall, including eight of the first 98 players selected in what has become known as the top-producing draft in NHL history. More than 13,000 fans attended the two-day event which had an estimated economic impact of nearly \$10 million on Middle Tennessee.

April 3, 2004: On the second-to-last day of the 2003-04 regular season, a loss by the Edmonton Oilers clinched the Predators' first-ever berth in the NHL Stanley Cup Playoffs.

TEAM HISTORY & RECORDS

FRANCHISE TIMELINE

April 7, 2004: The Predators headed to Detroit to take on the top-seeded Red Wings in the franchise's first playoff game. Despite a goal off the stick of Adam Hall only 16 seconds into the game, Detroit held on for a 3-1 win.

April 11, 2004: In the first home playoff game in team history, the Predators earned their first playoff victory, a 3-1 decision over Detroit.

August 5, 2005: The Predators announced the signing of free-agent forward Paul Kariya, the first First-Team NHL All-Star to sign with Nashville.

October 5, 2005: After nearly 18 months of inactivity, the Predators returned to NHL action with a 3-2 victory over the San Jose Sharks in front of a capacity crowd at Bridgestone Arena.

October 8, 2005: In their second game of the 2005-06 season, the Predators won their first shootout, a 3-2 victory over Anaheim. Paul Kariya scored the game-deciding shootout goal against his former team.

March 18, 2006: Nashville defeated Calgary 9-4 at Bridgestone Arena for its 40th win of the 2005-06 season, the first 40-win season in franchise history. The Predators ended the season with a record of 49-25-8 and led the NHL with 32 home wins.

April 18, 2006: Paul Kariya netted a hat trick as part of a four-point game in Nashville's 6-3 win over Detroit in the team's 2005-06 regular-season finale. Kariya finished the season with 31 goals and 85 points, the latter being a franchise record. Steve Sullivan also netted 31 goals, and he and Kariya became the first Predators to score 30 or more goals in a season.

January 24, 2007: Kimmo Timonen represented Nashville in the 55th NHL All-Star Game in Dallas, while head coach Barry Trotz served as an assistant coach for the Western Conference in the Game.

February 15, 2007: The Predators acquired legendary center Peter Forsberg from the Philadelphia Flyers for the 2007 stretch run.

April 5, 2007: With a 4-1 win over the St. Louis Blues, Nashville hit the 50-win mark for the first time in franchise history. The club would end the 2006-07 regular season with a record of 51-23-8 for a franchise-record 110 points.

May 22, 2007: *The Sporting News* announces its 2006-07 awards and Predators GM David Poile was named NHL Executive of the Year and Head Coach Barry Trotz was named Coach of the Year. Both honors were determined by a vote of their peers.

August 1, 2007: Nashville owner Craig Leipold announced the signing of a letter of intent to sell the Nashville Predators and Powers Management to a local ownership group led by David Freeman, CEO of 36 Venture Capital.

September 12, 2007: Jason Arnott is named the fourth captain in franchise history.

November 29, 2007: The National Hockey League's Board of Governors approved the proposed sale of the Nashville Predators to Predators Holdings LLC.

December 1, 2007: David Legwand notched three points (1g-2a) in the third period of a 5-4 shootout win at Montreal. His first point (a goal) was the 302nd of his NHL career, moving him past Kimmo Timonen into sole possession of first place on the franchise's all-time scoring list.

December 7, 2007: Predators Holdings LLC., completed its purchase of the Nashville Predators and Powers Management (the company that operates Bridgestone Arena) for \$193 million from Craig Leipold and took over the day-to-day operation of the Predators and Bridgestone Arena.

December 11, 2007: The Predators' new ownership group, led by Chairman David Freeman, introduced Ed Lang as the organization's President of Business Operations and David Poile as President of Hockey Operations/General Manager.

January 27, 2008: Captain Jason Arnott represented Nashville in the 56th NHL All-Star Game in Atlanta, becoming the fourth Predator to represent the club in the game.

January 25, 2009: Defenseman Shea Weber became the first Predators draft pick to represent the club in an All-Star Game.

June 18, 2009: Steve Sullivan becomes Nashville's NHL award recipient, winning the Bill Masterton Trophy, given to the player who "best exemplifies the qualities of perseverance, sportsmanship and dedication to hockey." Sullivan returned on Jan. 10, 2009 from a 23-month absence due to injury.

February 23, 2010 : The Predators and Bridgestone Americas, Inc. announced a multi-year naming rights and marketing partnership for team's venue, naming it Bridgestone Arena.

February 28, 2010: Nashville defensemen Shea Weber (Canada) and Ryan Suter (United States) clash in the Gold Medal Game of the 2010 Vancouver Olympics. Weber's Canadian squad claims gold with a 3-2 overtime victory, with Suter earning silver while logging a game-high 31:31 of ice time. Weber is named to the Olympic All-Tournament Team.

TEAM HISTORY & RECORDS

FRANCHISE TIMELINE

March 1, 2010: The Predators ownership group announced a change in the leadership of its board of directors, as Tom Cigararran became the club's new chairman, replacing David Freeman who stepped down as chairman after serving three years in this role.

April 16, 2010: Led by two tallies from J-P Dumont, the Predators scored four straight third-period goals to claim a 4-1 victory over Chicago in Game One of the teams' Western Conference Quarterfinal Series. It is the first road playoff win in franchise history.

April 28, 2010: Predators Head Coach Barry Trotz is named a finalist for the Jack Adams Award, given annually to the NHL's top coach. It is the second time in franchise history someone from the organization is nominated for an NHL Award. One week later, General Manager David Poile is revealed as one of three finalists for the inaugural GM of the Year Award.

July 8, 2010: Shea Weber is named the fifth captain in franchise history.

August 10, 2010: Predators appoint senior management team with addition of Jeff Cogen as CEO and Sean Henry as President and COO.

January 30, 2011: Captain Shea Weber participates in his second straight All-Star Game, forming a pairing with future Hall-of-Famer Nicklas Lidstrom to post a +6 rating while racking up four assists, becoming just the second defenseman in All-Star Game history to amass four helpers.

February 10, 2011: The Predators acquire center Mike Fisher from the Ottawa Senators for two draft picks. He would post eight points in the club's final seven regular-season contests to secure a playoff berth, then lead the team with six points in six games during their first playoff series victory in franchise history.

February 26, 2011: Brentwood, Tenn., native and Predators 2006 second-round pick Blake Geoffrion makes his NHL debut, becoming the first Tennessee native, and first fourth-generation NHLer to appear in the League. He scored his first goal two games later at Edmonton, and became youngest player in franchise history to notch a hat trick in his 11th career game on March 20 at Buffalo.

April 20, 2011: General Manager David Poile is the first of four in the organization to earn a nomination for the 2011 NHL Awards, becoming the finalist for the GM of the Year Award in each of its first two years of existence. Two days later, Pekka Rinne is nominated for the Vezina Trophy, followed by Shea Weber being named a finalist for the Norris Trophy three days later. Head Coach Barry Trotz caps the parade to Las Vegas with his second straight Jack Adams nomination four days later, giving Nashville the second-most nominees at the Awards show.

April 22, 2011: Nashville's spring of "firsts" begins as Jerred Smithson scores at 1:57 of extra time to lift the Predators to a 4-3 victory at the Honda Center in Anaheim. It was the Predators' first playoff overtime victory, first Game Five victory and first time winning three games in a playoff year. Two nights later in Game Six, the Predators would top the Ducks 4-2 at Bridgestone Arena to win their first playoff series in franchise history.

April 30, 2011: Predators rookie forward Matt Halischuk ends the longest game in franchise history at 14:51 of double overtime, putting a shot over Vancouver goaltender Roberto Luongo's glove for a 2-1 win at Rogers Arena. The win tied the series at one game apiece.

May 3, 2011: The Nashville Predators play their first game in the month of May before a sellout crowd of 17,113 at Bridgestone Arena.

November 3, 2011: On his 29th birthday, goaltender Pekka Rinne signs a seven-year, \$49 million contract, then proceeded to shut out the Phoenix Coyotes that night, stopping 35 shots in a 3-0 victory.

November 12, 2011: The franchise plays its 1,000th regular season game against the Montreal Canadiens. David Poile became the first general manager in NHL history to record 1,000 games with two separate franchises (Washington from 1982-97) while Barry Trotz became just the fourth coach to spend 1,000 games behind the bench of a single franchise.

December 15, 2011: The Nashville Predators/Bridgestone Arena and Bridgestone Americas, Inc. announced a five-year extension on the naming rights for Bridgestone Arena, keeping the Bridgestone brand name on Nashville's downtown arena through 2019.

January 29, 2012: The defensive duo of Shea Weber and Ryan Suter represent the Predators at the 2012 All-Star Game, marking the second time in franchise history that two players have been named to the game. It is Weber's third consecutive All-Star Weekend appearance.

March 22, 2012: The Nashville Predators announced the results of a study that found the team and Bridgestone Arena generate an annual economic impact of approximately \$410 million and support more than 2,350 jobs annually.

March 30, 2012: Nashville recorded the 500th regular season victory in club history with a 4-1 victory over the Detroit Red Wings at Joe Louis Arena. The Predators hit the milestone in 1,062 games, the fewest in the post-1990 expansion era. David Poile became the first GM to guide two separate clubs to 500 wins, and Barry Trotz became just the fifth bench boss to post 500 wins with a single team.

TEAM HISTORY & RECORDS

FRANCHISE TIMELINE

April 5, 2012: The Predators round out the home portion of their 2011-12 schedule with their 25th sellout of the season, setting a franchise record for sellouts in a single campaign. The team filled Bridgestone Arena to 97.5 percent capacity (16,691 per game), also a franchise best.

April 20, 2012: With a 2-1 victory at Bridgestone Arena, the Predators eliminate the Detroit Red Wings in five games of their Western Conference Quarterfinal Series. Not only is it the shortest series victory in franchise record, but marks the first postseason win over the team long looked to as toast of the Central Division. It also made the Predators the only team in the Western Conference to advance to the second round in both 2011 and 2012.

June 20, 2012: For the second consecutive season, four members of the organization are finalists at the NHL Awards in Las Vegas. Mike Fisher became the second award winner in franchise history, earning the NHL Foundation Award which recognizes an NHL player who applies the core values of hockey - commitment, perseverance and teamwork - to enrich the lives of people in his community. Both Pekka Rinne (Vezina) and Shea Weber (Norris) are finalist for awards given to the top players at their respective positions for the second straight year, while David Poile is nominated for the GM of the Year Award for the third straight campaign.

July 24, 2012: The Predators matched the 14-year, \$110 million offer sheet to captain Shea Weber, in a decision described as most important hockey transaction in franchise history. It was the second largest contract in NHL history.

January 6, 2013: On the 113th day of a work stoppage that began on Sept. 16, 2012, the NHL and NHLPA reach agreement on a 10-year contract. The sides agree to play an abbreviated, 48-game schedule in 2012-13, to begin on Jan. 19, 2013.

March 28, 2013: The Predators sell out Bridgestone Arena for the 29th consecutive time, establishing a franchise record for consecutive sellouts. The Preds finished the 2012-13 season by filling Bridgestone Arena to capacity 20 times in 24 home games, with an average attendance of 16,974 (99.2%), highest in franchise history.

April 23, 2013: The Nashville Predators announce the formation of the Nashville Predators Alumni Association. Stu Grimson was named the Association's President, with J-P Dumont, Dan Kecmer and Jayson More serving as Vice President, Secretary and Treasurer respectively. The Alumni Association is active in multiple areas of the organization.

May 20, 2013: The Nashville Predators Foundation's philanthropic pursuits reached new heights with the largest grant allocation in the organization's history with 113 grants totaling \$405,000 distributed to area charities. The Predators Foundation has awarded more than \$4 million since its 1998 inception.



Celebrating a 4-1 win over the Detroit Red Wings, marking Barry Trotz's 500th win as the Predators coach

TEAM HISTORY & RECORDS

ALL-TIME TRADES & ACQUISITIONS

June 1, 1998:	Acquired forward Marian Cisar from Los Angeles for future considerations.	October 5, 1998:	Acquired defenseman Marc Moro and goaltender Chris Mason from Anaheim for goaltender Dominic Roussel. Claimed forward Zdeno Ciger from Edmonton in the 1998 NHL Waiver Draft.
June 4, 1998:	Signed free-agent defenseman Jayson More.	October 12, 1998:	Signed free-agent defenseman Jeff Kealty.
June 8, 1998:	Signed free-agent forward Rob Valicevic.	October 25, 1998:	Acquired a third-round selection in the 1999 Entry Draft (traded to Colorado; Colorado selected Branko Radivojevic) from Colorado for defenseman Greg de Vries.
June 11, 1998:	Signed free-agent forward Mark Mowers.	October 28, 1998:	Signed free-agent forward Bobby Russell.
June 26, 1998:	Selected 26 players in the NHL Expansion Draft: Chris Armstrong (FLA), Blair Atcheynum (STL), Joel Bouchard (CGY), Bob Boughner (BUF), Paul Brousseau (TB), Doug Brown (DET), Andrew Brunette (WSH), Frederic Chabot (L.A.), Patrick Cote (DAL), J.J. Daigneault (NYI), Jeff Daniels (CAR), Craig Darby (PHI), Mike Dunham (N.J.), Doug Friedman (EDM), Tony Hrkac (PIT), Al Iafrate (S.J.), Greg Johnson (CHI), Uwe Krupp (COL), Denny Lambert (OTT), Mike Richter (NYR), Mikhail Shtalenkov (ANA), John Slaney (PHX), Mike Sullivan (BOS), Tomas Vokoun (MTL), Scott Walker (VAN) and Rob Zettler (TOR). Acquired forward Darren Turcotte and St. Louis' highest compensatory selection in the 1999 NHL Entry Draft (traded to Florida; Florida selected Alex Auld) from St. Louis for future considerations. Acquired goaltender Dominic Roussel and defenseman Jeff Staples from Philadelphia for a seventh-round selection in the 1998 NHL Entry Draft (Cam Ondrik). Acquired defensemen Jan Vopat and Kimmo Timonen from Los Angeles for future considerations. Acquired forward Sergei Krivokrasov from Chicago for future considerations. Acquired forward Jim Dowd from Calgary for future considerations. Acquired forward Ville Peltonen from San Jose for a fifth-round selection in the 1998 NHL Entry Draft (traded to Phoenix; Phoenix selected Josh Blackburn). Acquired forward Sebastien Bordeleau from Montreal for future considerations. Acquired a fifth-round selection in the 1998 NHL Entry Draft (Martin Beauchesne) from Colorado for future considerations.	October 31, 1998:	Acquired forward Cliff Ronning and defenseman Richard Lintner from Phoenix for future considerations.
June 27, 1998:	Acquired a first-round (David Legwand) and third-round selection (Geoff Koch) in the 1998 NHL Entry Draft from San Jose for a first-round (Brad Stuart) and second-round selection (Jonathan Cheechoo) in the 1998 NHL Entry Draft. Selected forwards Denis Arhipov, Martin Bartek, Craig Brunel, Geoff Koch and David Legwand and defensemen Martin Beauchesne, Kent Sauer and Karlis Skrastins in the 1998 NHL Entry Draft. Signed free-agent forward Patric Kjellberg.	January 13, 1999:	Traded defenseman J.J. Daigneault to Phoenix for future considerations.
June 30, 1998:	Acquired a seventh-round selection in the 1999 NHL Entry Draft (Kyle Kettles) from Phoenix for forward Mike Sullivan.	January 26, 1999:	Acquired defenseman Sergei Klimientiev from Philadelphia for future considerations.
July 6, 1998:	Signed free-agent forward Tom Fitzgerald.	March 12, 1999:	Claimed defenseman Dan Keczmer on waivers from Dallas.
July 7, 1998:	Acquired forward Vitali Yachmenev from Los Angeles for future considerations.	March 23, 1999:	Acquired a sixth-round selection in the 2000 NHL Entry Draft (Zbynek Irgl) from St. Louis for forward Blair Atcheynum.
July 9, 1998:	Signed free-agent forward David Gosselin. Traded forward Tony Hrkac to Dallas for future considerations.	April 19, 1999:	Acquired defenseman Bubba Berenzweig from the New York Islanders for a fourth-round selection in the 1999 NHL Entry Draft (Johan Halvarsson).
July 13, 1998:	Signed free-agent forward Matt Henderson.	May 3, 1999:	Traded forward Brad Smyth to the New York Rangers for future considerations.
July 14, 1998:	Acquired forward Petr Sykora, a third-round selection in the 1999 NHL Entry Draft (traded to Edmonton; Edmonton selected Mike Comrie) and a conditional selection in the 1999 NHL Entry Draft (Alexandre Krevsun) from Detroit for forward Doug Brown.	May 4, 1999:	Signed free-agent forward Danny Riva.
July 16, 1998:	Signed free-agent forward Brad Smyth.	May 4, 1999:	Signed free-agent forward Danny Riva.
July 20, 1998:	Goaltender Frederic Chabot claimed on waivers by Los Angeles.	June 17, 1999:	Signed free-agent defenseman Jayme Filipowicz.
August 6, 1998:	Signed free-agent defenseman Jamie Heward.	June 21, 1999:	Acquired a conditional selection in the 2000 NHL Entry Draft (Matt Hendricks) from Atlanta for forward Andrew Brunette.
August 19, 1998:	Signed free-agent forward Jeff Nelson.	June 22, 1999:	Traded forward Jeff Nelson to Washington for future considerations.
August 26, 1998:	Signed free-agent defensemen Shannon Finn and Kaj Linna.	June 26, 1999:	Acquired Toronto's fourth-round selection in the 1999 NHL Entry Draft (Yevgeny Pivko) and future considerations from Carolina for goaltender Eric Fichaud. Acquired forward Phil Crowe from Atlanta for future considerations. Acquired defenseman Craig Millar from Edmonton for Detroit's third-round selection in the 1999 NHL Entry Draft (Mike Comrie). Acquired a second-round selection in the 1999 NHL Entry Draft (traded to Colorado; Colorado selected Martin Grenier) and a third-round selection in the 2000 NHL Entry Draft (Libor Pivko) from Florida for a second-round selection in the 1999 NHL Entry Draft (Alex Auld). Acquired two second-round selections in the 1999 NHL Entry Draft (Adam Hall, Andrew Hutchinson) from Colorado for a second-round selection (Martin Grenier) and a third-round selection (Branko Radivojevic) in the 1999 NHL Entry Draft. Selected forwards Jonas Andersson, Martin Erat, Adam Hall, Darren Haydar, Alexandre Krevsun, Konstantin Enov, Yevgeny Pavlov, defensemen Brett Angel, Miroslav Durak, Ed Hill, Timo Helbling and Andrew Hutchinson and goaltenders Brian Finley, Kyle Kettles and Jan Lasak in the 1999 NHL Entry Draft.
October 1, 1998:	Acquired defensemen Drake Berehowsky and Greg de Vries and goaltender Eric Fichaud from Edmonton for forward Jim Dowd and goaltender Mikhail Shtalenkov.	July 26, 1999:	Signed free-agent forward Brent Peterson and free-agent defenseman Alexandre Boikov.
		August 10, 1999:	Signed free-agent forward Steve Washburn and free-agent goaltender Corey Hirsch.
		August 16, 1999:	Acquired forward Randy Robitaille from Atlanta for forward Denny Lambert.
		September 27, 1999:	Acquired forward Paul Healey from Philadelphia for forward Matt Henderson.
		October 2, 1999:	Signed free-agent forward Jason Dawe.
		November 10, 1999:	Claimed defenseman Bill Houlder on waivers from Tampa Bay.

TEAM HISTORY & RECORDS

ALL-TIME TRADES & ACQUISITIONS

November 16, 1999:	Acquired a conditional selection in the 2001 NHL Entry Draft from Philadelphia for forward Steve Washburn.	March 9, 2001:	Acquired Atlanta's second-round selection in the 2001 NHL Entry Draft (Timofei Shishkanov) from Vancouver for defenseman Drake Berehowsky.
January 20, 2000:	Claimed forward Niklas Andersson on waivers from the New York Islanders.	March 13, 2001:	Forward Sebastien Bordeleau claimed on waivers by St. Louis.
February 2, 2000:	Acquired defenseman Stewart Malgunas from Washington for a conditional selection in the 2001 NHL Draft. Acquired defenseman John Namestnikov from the New York Rangers for forward Jason Dawe.	May 2, 2001:	Signed free-agent forward Bryan Lundbohm.
February 6, 2000:	Defenseman Stewart Malgunas claimed on waivers by Calgary.	May 24, 2001:	Acquired defenseman Mikhail Chernov from Philadelphia for forward Mike Watt.
February 9, 2000:	Acquired defenseman Rory Fitzpatrick from St. Louis for defenseman Dan Keczer.	June 1, 2001:	Signed free-agent forward Vladimir Orszagh. Claimed forward Bill Bowler on waivers from Columbus.
February 14, 2000:	Acquired forward Eric Bertrand from Philadelphia for future considerations.	June 19, 2001:	Claimed forward Yves Sarault on waivers from Atlanta.
February 19, 2000:	Forward Niklas Andersson claimed on waivers by the New York Islanders.	June 23-24, 2001:	Acquired a fourth-round selection in the 2001 NHL Entry Draft (Jordin Tootoo) from Philadelphia for a fourth-round (traded to Carolina; Carolina selected Rob Zepp), a fifth-round (Jussi Timonen) and a seventh-round (Thierry Douville) selection in the 2001 NHL Entry Draft. Selected forwards Gustav Grabsberg, Denis Platonov, Oliver Setzinger, Timofei Shishkanov and Jordin Tootoo and defensemen Dan Hamhuis, Anton Lavrentiev, Mikko Lehtonen and Tomas Slovak in the 2001 NHL Entry Draft.
March 13, 2000:	Acquired defenseman Pavel Skrbek from Pittsburgh for defenseman Bob Boughner.	July 2, 2001:	Signed free-agent forward Stu Grimson.
March 14, 2000:	Defenseman Joel Bouchard claimed on waivers by Dallas. Acquired forward Petr Sahl from the New York Islanders for a ninth-round selection in the 2000 Entry Draft (Tomi Pettinen). Acquired defenseman Cale Hulse and a third-round selection in the 2001 Entry Draft (Denis Platonov) from Calgary for forward Sergei Krivokrasov. Traded goaltender Corey Hirsch to Anaheim for future considerations.	July 31, 2001:	Acquired defenseman Andy Delmore from Philadelphia for a third-round selection in the 2002 NHL Entry Draft (traded to Phoenix; Phoenix selected Joe Callahan).
March 27, 2000:	Forward Darren Turcotte announced his retirement. Signed free-agent forward Greg Classen.	August 8, 2001:	Signed free-agent forward Erik Anderson and free-agent defenseman Rich Brennan.
May 1, 2000:	Signed free-agent forward Ryan Tobler.	October 9, 2001:	Acquired forward Nathan Perrott from Chicago for a conditional selection in the 2003 NHL Entry Draft.
May 23, 2000:	Claimed forwards Sean Haggerty and Mike Watt on waivers from the New York Islanders.	November 1, 2001:	Acquired forward Petr Tenkrat from Anaheim for forward Patric Kjellberg.
June 12, 2000:	Acquired a fifth-round selection in the 2000 NHL Entry Draft (Matt Koalska) from Edmonton for forward Patrick Cote.	December 4, 2001:	Acquired forward Jay Legault from Anaheim for defenseman Bert Robertsson.
June 24-25, 2000:	Acquired a third-round selection in the 2001 NHL Entry Draft (traded to Philadelphia; Philadelphia selected Patrick Sharp) from Detroit for a fourth-round selection in the 2000 NHL Entry Draft (Stefan Liv). Selected forwards Scott Hartnell, Matt Hendricks, Zbynek Irgl, Matt Koalska, Libor Pivko and Daniel Widing, defensemen Mats Christeen, Tomas Harant, Martin Hohener, Mattias Nilsson and Mike Stuart and goaltender Jure Penko in the 2000 NHL Entry Draft.	December 18, 2001:	Acquired defenseman Brett Hauer from Los Angeles for defenseman Rich Brennan.
August 15, 2000:	Signed free-agent forward Brantt Myhres.	January 11, 2002:	Acquired forward Petr Hubacek and defenseman Jason Beckett from Philadelphia for forward Yves Sarault and a conditional selection in the 2003 NHL Entry Draft.
Sept. 25, 2000:	Signed free-agent forward Jeremy Stevenson. Acquired defenseman Alexei Vasiliev from the New York Rangers for a conditional draft selection.	January 30, 2002:	Claimed forward Reid Simpson on waivers from Montreal.
Sept. 29, 2000:	Acquired defenseman Mark Eaton from Philadelphia for Detroit's third-round selection in the 2001 NHL Entry Draft (Patrick Sharp). Forward Zdeno Ciger claimed by Minnesota in the 2000 NHL Waiver Draft.	February 6, 2002:	Acquired forward Steve Dubinsky from Chicago for future considerations.
October 25, 2000:	Defenseman Craig Millar claimed on waivers by Tampa Bay.	March 1, 2002:	Acquired defensemen D.J. Smith and Marty Wilford from Toronto for defenseman Marc Moro. Acquired a conditional draft selection (Matt Davis) from Colorado for defenseman D.J. Smith.
January 2, 2001:	Claimed defenseman Robert Schnabel on waivers from Phoenix.	March 13, 2002:	Acquired a fourth-round selection in the 2003 NHL Entry Draft (traded to Anaheim; Anaheim selected Nathan Saunders) for future considerations from Chicago for forward Tom Fitzgerald.
January 12, 2001:	Traded defenseman Rory Fitzpatrick to Edmonton for future considerations.	March 16, 2002:	Acquired defenseman Jere Karalahti and a conditional selection in the 2003 NHL Entry Draft (Teemu Lassila) from Los Angeles for forward Cliff Ronning.
February 1, 2001:	Traded forward Brantt Myhres to Washington for future considerations.	March 17, 2002:	Acquired forward Jukka Hentunen from Calgary for a conditional selection in the 2003 NHL Entry Draft.
March 7, 2001:	Acquired defenseman Bert Robertsson from the New York Rangers for forward Ryan Tobler.	March 19, 2002:	Acquired defenseman Peter Smrek from the New York Rangers for defenseman Richard Lintner.
		May 6, 2002:	Signed free-agent forward Vernon Fiddler.
		May 15, 2002:	Acquired forward Steve Parsons from Pittsburgh for future considerations.

TEAM HISTORY & RECORDS

ALL-TIME TRADES & ACQUISITIONS

June 22-23, 2002:	Acquired a third-round selection in the 2002 NHL Entry Draft (traded to Detroit; Detroit selected Valtteri Filppula) from Anaheim for future considerations. Acquired a third-round selection in the 2002 NHL Entry Draft (traded to Toronto; Toronto selected Dominic D'Amour) and a second-round selection in the 2003 NHL Entry Draft (Konstantin Glazachev) from Buffalo for a second-round selection in the 2002 NHL Entry Draft (traded to Edmonton; Edmonton selected Jarret Stoll). Acquired a third-round selection in the 2003 NHL Entry Draft (Paul Brown) from Washington for forward Petr Sykora. Acquired a conditional third-round selection in the 2003 NHL Entry Draft (Alexander Sulzer) from Toronto for a third-round selection in the 2002 NHL Entry Draft (Dominic D'Amour). Acquired a third-round selection in the 2003 NHL Entry Draft (Grigoriy Shafiqulin) from Detroit for a third-round selection in the 2002 NHL Entry Draft (Valtteri Filppula). Selected forwards Kaleb Betts, Patrick Jarrett, Brandon Segal and Scottie Upshall, defensemen Josh Morrow and Steven Spencer and goaltenders Matt Davis and Mike McKenna in the 2002 NHL Entry Draft.	June 21, 2003:	Acquired forward Sergei Soin from Colorado for defenseman Tomas Slovák.
June 29, 2002:	Acquired forward Cameron Mann and goaltender Ed Belfour from Dallas for forward David Gosselin and a fifth-round selection in the 2003 NHL Entry Draft (Eero Kilpelainen).	June 22-23, 2003:	Acquired a fourth-round (Nick Fugere) and fifth-round selection (Kyle Moir) in the 2004 NHL Entry Draft from Anaheim for a fourth-round selection in the 2003 NHL Entry Draft (Nathan Saunders). Acquired two seventh-round selections in the 2003 NHL Entry Draft (Andrei Mukhachev, Miroslav Hanuljak) from Los Angeles for a sixth-round selection in the 2003 NHL Entry Draft (Esa Pirnes). Selected forwards Paul Brown, Lauris Dargins, Konstantin Glazachev and Grigoriy Shafiqulin, defensemen Kevin Klein, Andrei Mukhachev, Richard Stehlik, Alexander Sulzer, Ryan Suter and Shea Weber and goaltenders Miroslav Hanuljak, Teemu Lassila and Rustam Sidikov in the 2003 NHL Entry Draft.
June 30, 2002:	Acquired forward Tie Domi from Toronto for an eighth-round selection in the 2003 NHL Entry Draft (Shaun Landolt).	June 26, 2003:	Acquired defenseman Curtis Murphy from Minnesota for defenseman Peter Smrek.
July 11, 2002:	Signed free-agent forwards Brent Gilchrist and Clarke Wilm.	June 27, 2003:	Acquired a third-round selection in the 2004 NHL Entry Draft (traded to Minnesota; Minnesota selected Clayton Stoner) from Buffalo for defenseman Andy Delmore.
July 15, 2002:	Signed free-agent forwards Greg Koehler and Wyatt Smith.	June 30, 2003:	Acquired a third-round selection in the 2004 NHL Entry Draft (traded to Ottawa; Ottawa selected Peter Regin) from Colorado for defenseman Karlis Skrastins.
July 16, 2002:	Signed free-agent defenseman Pascal Trepanier.	July 14, 2003:	Acquired forward Mike Farrell from Washington for defenseman Alexander Riazantsev.
July 24, 2002:	Signed free-agent forwards Denis Pederson and Domenic Pittis.	July 17, 2003:	Signed free-agent defenseman Ray Schultz.
September 4, 2002:	Signed free-agent forward Andreas Johansson.	July 22, 2003:	Signed free-agent forward Jim McKenzie.
October 4, 2002:	Claimed defenseman Francis Bouillon from Montreal in the 2002 NHL Waiver Draft. Forward Petr Tenkrat claimed by Florida in the 2002 NHL Waiver Draft.	September 10, 2003:	Signed free-agent forward Mathieu Darche and free-agent defenseman Jamie Allison.
October 23, 2002:	Acquired defenseman Jason York from Anaheim for future considerations.	October 3, 2003:	Claimed defenseman Wade Brookbank from Ottawa and goaltender Chris Mason from Florida in the 2003 NHL Waiver Draft.
October 25, 2002:	Defenseman Francis Bouillon claimed on waivers by Montreal.	October 22, 2003:	Claimed forward Jeremy Stevenson on waivers from Minnesota.
December 2, 2002:	Signed free-agent forward Reid Simpson.	November 4, 2003:	Signed free-agent forward Tony Hrkac.
December 12, 2002:	Acquired forward Rem Murray and defensemen Tomas Kloucek and Marek Zidlicky from the New York Rangers for goaltender Mike Dunham.	November 26, 2003:	Signed free-agent defenseman Stan Neckar.
December 31, 2002:	Acquired forward Bob Wren from Toronto for forward Nathan Perrott.	December 2, 2003:	Acquired forward Simon Gamache and defenseman Kirill Safronov from Atlanta for forward Ben Simon and defenseman Tomas Kloucek.
February 4, 2003:	Traded forward Greg Koehler to Los Angeles for future considerations.	December 17, 2003:	Traded defenseman Wade Brookbank to Vancouver for future considerations.
February 17, 2003:	Acquired forward Jon Sim from Dallas for defenseman Bubba Berenzweig and a conditional selection in the 2004 NHL Entry Draft.	December 31, 2003:	Claimed forward Jason Morgan on waivers from Calgary.
March 3, 2003:	Acquired forward Oleg Petrov from Montreal for a fourth-round selection in the 2003 NHL Entry Draft (traded to Washington; Washington selected Andreas Valdik).	January 30, 2004:	Claimed forward Jeremy Yablonski on waivers from St. Louis.
March 8, 2003:	Forward Jon Sim claimed on waivers by Los Angeles.	February 16, 2004:	Acquired forward Steve Sullivan from Chicago for a second-round selection in the 2004 NHL Entry Draft (Ryan Garlock) and a second-round selection in the 2005 NHL Entry Draft (Michael Blunden).
March 9, 2003:	Acquired goaltender Wade Flaherty from Florida for defenseman Pascal Trepanier.	February 19, 2004:	Forward Jason Morgan claimed on waivers by Calgary.
March 10, 2003:	Traded forward Bob Wren to Ottawa for future considerations.	February 25, 2004:	Acquired an eighth-round selection in the 2004 NHL Entry Draft (Pekka Rinne) from Tampa Bay for defenseman Timo Helbling.
March 11, 2003:	Claimed forward Todd Warriner on waivers from Philadelphia. Acquired defenseman Alexander Riazantsev from Colorado for a seventh-round selection in the 2003 NHL Entry Draft (Linus Videll).	March 5, 2004:	Acquired forward Sergei Zholtok and defenseman Brad Bombardir from Minnesota for Buffalo's third-round selection (Clayton Stoner) and a fourth-round selection (Patrick Bordeleau) in the 2004 NHL Entry Draft.

TEAM HISTORY & RECORDS

ALL-TIME TRADES & ACQUISITIONS

March 9, 2004:	Acquired defenseman Shane Hnidy from Ottawa for Colorado's third-round selection in the 2004 NHL Entry Draft (Peter Regin). Acquired a sixth-round selection in the 2004 NHL Entry Draft (Kevin Schaeffer) from Tampa Bay for defenseman Stan Neckar.	July 2, 2006:	Signed free-agent forward Jason Arnott.
June 26-27, 2004:	Selected forwards Stanislav Balan, Nick Fugere, Vaclav Meidl, Alexander Radulov and Michael Santorelli, defenseman Denis Kulyash, Janne Niskala, Kevin Schaeffer and Craig Switzer and goaltenders Kyle Moir and Pekka Rinne in the 2004 NHL Entry Draft.	July 17, 2006:	Signed free-agent forwards Shane Endicott and Patrick Leahy, free-agent defenseman Nolan Yonkman and free-agent goaltender Karl Goehring.
July 9, 2004:	Signed free-agent defenseman Greg Zanon.	July 18, 2006:	Acquired forward Josef Vasicek from Carolina for forward Scott Walker.
July 22, 2004:	Signed free-agent forwards Cam Severson and Jerred Smithson.	July 19, 2006:	Acquired forward Dominic Moore from the New York Rangers for forward Adam Hall. Acquired a third-round selection in the 2007 NHL Entry Draft (Ryan Thang) from Pittsburgh for forwards Dominic Moore and Libor Pivko.
July 26, 2004:	Signed free-agent defenseman Andreas Lilja.	July 21, 2006:	Signed free-agent forward Ramzi Abid.
July 27, 2005:	Acquired forward Darcy Hordichuk from Florida for a fourth-round selection in the 2005 NHL Entry Draft (Matt Duffy).	August 21, 2006:	Signed free-agent defenseman Alex Henry.
July 29, 2005:	Acquired a third-round selection in the 2005 NHL Entry Draft (Teemu Laakso) from Carolina for defenseman Andrew Hutchinson.	August 29, 2006:	Signed free-agent forward J-P Dumont.
July 30, 2005:	Acquired a fourth-round selection in the 2006 NHL Entry Draft (Niko Snellman) from Atlanta for defenseman Shane Hnidy. Selected forwards Patric Hornqvist, Ryan Maki and Cal O'Reilly and defensemen Cody Franson, Teemu Laakso, Ryan Parent and Scott Todd in the 2005 NHL Entry Draft.	October 2, 2006:	Signed free-agent forward Kim Staal.
August 2, 2005:	Acquired defenseman Danny Markov from Philadelphia for a third-round selection in the 2006 NHL Entry Draft (traded to Los Angeles; Los Angeles selected Bud HOLLOWAY).	October 6, 2006:	Signed free-agent forward Kelsey Wilson.
August 4, 2005:	Signed free-agent defenseman Sheldon Brookbank.	November 27, 2006:	Claimed goaltender Michael Leighton on waivers from Anaheim.
August 5, 2005:	Signed free-agent forward Paul Kariya.	January 11, 2007:	Goaltender Michael Leighton claimed on waivers by Philadelphia.
August 6, 2005:	Signed free-agent forward Scott Nichol.	January 17, 2007:	Signed free-agent forward Rich Peverley.
August 19, 2005:	Signed free-agent forward Randy Robitaille.	January 26, 2007:	Acquired forward Chris Durno from Anaheim for forward Shane Endicott.
August 31, 2005:	Signed free-agent forward Greg Classen.	February 9, 2007:	Acquired forward Eric Belanger from Carolina for forward Josef Vasicek.
September 9, 2005:	Acquired forward Kris Beech from Pittsburgh for a conditional selection in the 2006 NHL Entry Draft (traded to Florida; Florida selected Derrick Lapoint).	February 10, 2007:	Acquired defenseman Vitaly Vishnevski from Atlanta for forward Eric Belanger.
October 3, 2005:	Signed free-agent forward Yanic Perreault.	February 15, 2007:	Acquired forward Peter Forsberg from Philadelphia for forward Scottie Upshall, defenseman Ryan Parent, and a first-round (traded to Nashville; Nashville selected Jonathon Blum) and third-round selection (traded to Washington; Washington selected Phil Desimore) in the 2007 NHL Entry Draft.
October 4, 2005:	Forward Randy Robitaille claimed on waivers by Minnesota.	February 27, 2007:	Acquired a fourth-round selection in the 2007 NHL Entry Draft (Mark Santorelli) from Buffalo for defenseman Mikko Lehtonen.
October 24, 2005:	Acquired defenseman Rick Berry from Phoenix for future considerations.	June 1, 2007:	Signed free-agent forwards Antti Pihlstrom and Oliver Setzinger.
November 29, 2005:	Forward Simon Gamahe claimed on waivers by St. Louis.	June 4, 2007:	Acquired forward Matt Ellison from Philadelphia for future considerations.
January 28, 2006:	Claimed forward Simon Gamahe on waivers from St. Louis.	June 18, 2007:	Acquired Nashville's first-round selection in the 2007 NHL Entry Draft (Jonathon Blum) from the Philadelphia Flyers for the rights to forward Scott Hartnell and defenseman Kimmo Timonen.
January 29, 2006:	Acquired forward Mike Sillinger from St. Louis for forward Timofei Shishkanov.	June 22, 2007:	Acquired a second-round selection in the 2007 NHL Entry Draft (Nick Spaling) and a first (traded to the New York Islanders; New York Islanders selected Joshua Bailey) and second-round selection (traded to the New York Islanders; New York Islanders selected Aaron Ness) in the 2008 NHL Entry Draft from the Florida Panthers for goaltender Tomas Vokoun. Selected defenseman Jonathon Blum in the 2007 NHL Entry Draft.
February 13, 2006:	Defenseman Jamie Allison claimed on waivers by Florida.	June 23, 2007:	Selected forwards Ben Ryan, Mark Santorelli, Nick Spaling, Ryan Thang and Andreas Thureson, defenseman Robert Dietrich and goaltenders Atte Engren and Jeremy Smith in the 2007 NHL Entry Draft.
February 15, 2006:	Forward Jeremy Stevenson claimed on waivers by Dallas.	June 26, 2007:	Traded forward Brandon Segal to Anaheim for future considerations.
March 9, 2006:	Acquired defenseman Brendan Witt from Washington for forward Kris Beech and a first-round selection in the 2006 NHL Entry Draft (Semyon Varlamov).		
May 18, 2006:	Signed free-agent defenseman Ville Koistinen.		
June 24, 2006:	Selected forwards Ryan Flynn, Blake Geoffrion, Viktor Sjödin and Niko Snellman and goaltender Mark Dekanich in the 2006 NHL Entry Draft.		

TEAM HISTORY & RECORDS

ALL-TIME TRADES & ACQUISITIONS

July 2, 2007:	Signed free-agent forwards Radek Bonk and Jed Ortmeyer, free-agent defenseman Greg de Vries and free-agent goaltender Dov Grumet-Morris.	June 26, 2009:	Selected defenseman Ryan Ellis in the 2009 NHL Entry Draft.
July 5, 2007:	Signed free-agent forward Shane Willis and free-agent goaltender Dan Ellis.	June 27, 2009:	Traded Carolina's fifth-round selection in the 2009 Entry Draft (Michael Zador) to Tampa Bay for its fifth-round selection in the 2010 Entry Draft (Patrick Cehlin). Traded Philadelphia's seventh-round selection in the 2009 Entry Draft (Maxwell Tardy) to St. Louis for its seventh-round selection in the 2010 Entry Draft (David Elser). Selected forwards Taylor Beck, Gabriel Bourque, Zach Budish, Michael Latta, Nick Oliver Cameron Reid and Craig Smith, and defensemen Mattias Ekholm and Charles-Olivier Roussel in the 2009 Entry Draft.
July 26, 2007:	Signed free-agent forward Martin Gelinas.	July 14, 2009:	Signed free-agent forward Ben Guite.
September 4, 2007:	Signed free-agent forward Josh Langfield.	July 16, 2009:	Signed free-agent forward Peter Olvecky.
February 26, 2008:	Acquired Brandon Bochenski from Anaheim for future considerations. Acquired Jan Hlavac from Tampa Bay for a seventh-round selection in the 2008 Entry Draft (traded to Philadelphia; Philadelphia selected Joacim Eriksson).	July 20, 2009:	Signed free-agent forward Ben Eaves.
May 6, 2008:	Signed free-agent forward Ian McKenzie.	August 21, 2009:	Signed free-agent forward Marcel Goc.
June 19, 2008:	Acquired a fifth-round selection in the 2009 NHL Entry Draft (traded to Tampa Bay; Tampa Bay selected Michael Zador) for forward Darcy Hordichuk and a fifth-round selection in the 2010 NHL Entry Draft (traded to Phoenix; Phoenix selected Louis Domingue).	Sept. 30, 2009:	Signed free-agent defenseman Francis Bouillon.
June 20, 2008:	Acquired the New York Rangers' fourth-round selection in the 2008 NHL Entry Draft (traded to the New York Rangers; New York Rangers selected Dale Weise) from St. Louis for goaltender Chris Mason. Acquired Toronto's first-round selection in the 2008 NHL Entry Draft (Colin Wilson) from the New York Islanders for Florida's first-round (Joshua Bailey) and second-round (Aaron Ness) selections in the 2008 NHL Entry Draft. Acquired Ottawa's first-round selection in the 2008 NHL Entry Draft (Chet Pickard) and third-round selection in the 2009 Entry Draft (Taylor Beck) for a first-round selection in the 2008 NHL Entry Draft (Erik Karlsson). Selected forward Colin Wilson and goaltender Chet Pickard in the 2008 Entry Draft.	October 7, 2009:	Signed free-agent forward Dave Scatchard.
June 21, 2008:	Acquired Toronto's second-round selection in the 2008 NHL Entry Draft (Roman Josi) from Phoenix for a second-round (traded to Florida; Florida selected Colby Robak) and a third-round selection (Mathieu Brodeur) in the 2008 NHL Entry Draft. Acquired a seventh-round selection in the 2008 NHL Entry Draft (Anders Lindback) and Toronto's fourth-round selection in the 2009 NHL Entry Draft (Craig Smith) from San Jose for a fourth-round selection in the 2008 NHL Entry Draft (Harri Sateri). Acquired a seventh-round selection in the 2008 NHL Entry Draft (Jani Lajunen) and a fourth-round selection in the 2009 NHL Entry Draft (Nick Oliver) from the New York Rangers for the New York Rangers' fourth-round selection in the 2008 NHL Entry Draft (via St. Louis, Dale Weise). Selected forwards Jani Lajunen and Taylor Steffensen, defensemen Jeffrey Foss and Roman Josi, and goaltender Anders Lindback in the 2008 NHL Entry Draft.	March 1, 2010:	Acquired defenseman Denis Grebeshkov from Edmonton for a second-round selection in the 2010 Entry Draft (Curtis Hamilton).
June 24, 2008:	Acquired forward Triston Grant and a seventh-round selection in the 2009 NHL Entry Draft (traded to St. Louis; St. Louis selected Maxwell Tardy) from Philadelphia for defenseman Janne Niskala.	March 3, 2010:	Forward Ryan Jones claimed on waivers by Edmonton. Acquired forward Dustin Boyd from Calgary for a fourth-round selection in the 2010 Entry Draft (Bill Arnold).
July 1, 2008:	Acquired forward Ryan Jones and a second-round selection in the 2009 NHL Entry Draft (Charles-Olivier Roussel) from Minnesota for defenseman Marek Zidlicky. Signed free-agent goaltender Drew MacIntyre.	April 20, 2010:	Signed free-agent forward Linus Klasen.
July 9, 2008:	Signed free-agent forward Josh Gratton.	June 19, 2010:	Acquired defenseman Ryan Parent from Philadelphia in exchange for defenseman Dan Hamhuis. Acquired forward Matt Halischuk and a second-round selection in the 2011 Entry Draft (Magnus Helberg) in exchange for forward Jason Arnett.
July 14, 2008:	Signed free-agent forward Joel Ward.	June 25, 2010:	Selected forward Austin Watson in the 2010 Entry Draft.
Sept. 29, 2008:	Acquired center Nick Tarnasky from Tampa Bay for a sixth-round selection in the 2009 Entry Draft (Jaroslav Janus).	June 26, 2010:	Selected forwards Patrick Cehlin, David Elser and Joonas Rask and defensemen Taylor Aronson and Anthony Bitteto in the 2010 Entry Draft.
October 30, 2008:	Acquired forward Hugh Jessiman from the New York Rangers for future considerations. Acquired defenseman Tim Ramholt from Philadelphia for forward Josh Gratton.	June 29, 2010:	Acquired forward Sergei Kostitsyn from Montreal in exchange for forward Dustin Boyd and goaltender Dan Ellis.
November 27, 2008:	Acquired forward Wade Belak from Florida for forward Nick Tarnasky.	July 2, 2010:	Signed forward Matthew Lombardi to a three-year contract.
January 10, 2008:	Forward Rich Peverley claimed on waivers by Atlanta.	July 9, 2010:	Signed defenseman Brett Palin to a one-year contract.
		July 16, 2010:	Signed forward Jamie Lundmark to a one-year contract.
		August 5, 2010:	Acquired a fourth-round selection in the 2011 Entry Draft (Josh Shalla) from Florida for forward Michael Santorelli.
		August 31, 2010:	Signed free-agent defenseman Aaron Johnson.
		September 1, 2010:	Acquired defenseman Grant Lewis from Atlanta for forward Ian McKenzie.
		October 5, 2010:	Acquired defenseman Shane O'Brien and forward Dan Gendur from Vancouver for forward Jonas Andersson and defenseman Ryan Parent.
		October 20, 2010:	Signed free-agent forward Steve Begin.
		December 27, 2010:	Signed free-agent forward Chris Mueller.
		December 29, 2010:	Claimed forward Marek Svatos on waivers from St. Louis.
		February 10, 2011:	Acquired a forward Mike Fisher from the Ottawa Senators for first-round selection in the 2011 NHL Entry Draft (Stefan Noesen) and a third-round selection in the 2012 NHL Entry Draft (Jarrod Maidens).

TEAM HISTORY & RECORDS

ALL-TIME TRADES & ACQUISITIONS

February 24, 2011:	Forward Marek Svatos claimed on waivers by Ottawa.	March 10, 2012:	Sign free-agent forward Jack MacLellan.
February 25, 2011:	Acquired a conditional seventh-round selection in the 2012 Entry Draft from Florida for defenseman Alexander Sulzer.	May 30, 2012:	Signed free-agent defenseman Joonas Jarvinen.
May 24, 2011:	Signed free-agent defenseman Victor Bartley.	June 1, 2012:	Signed free-agent forward Daniel Bang.
June 2, 2011:	Acquired a conditional seventh-round pick in the 2013 Entry Draft from Washington for forward Taylor Steffen.	June 15, 2012:	Acquired Minnesota (Pontus Aberg) and Philadelphia's (Colton Sissons) second-round selections in the 2012 Entry Draft. Tampa Bay's third-round selection in the 2013 Entry Draft (Jonathan-Ismael Diaby) and goaltender Sebastien Caron from Tampa Bay for goaltender Anders Lindback, forward Kyle Wilson and Nashville's seventh-round selection in the 2012 Entry Draft (Nikita Gusev).
June 16, 2011:	Signed free-agent forward Juuso Puustinen.	June 23, 2012:	Acquired the New York Rangers' third-round pick in the 2012 Entry Draft (Brendan Leipsic) for a third-round pick in the 2013 Entry Draft (Adam Tambellini). Acquired the New York Rangers' fifth-round pick in the 2013 Entry Draft (Teemu Kivihalmel) for a fifth-round pick in the 2012 Entry Draft (Thomas Spelling). Selected forwards Pontus Aberg, Max Gortz, Brendan Leipsic, Colton Sissons, Zach Stepan and Jimmy Vesey; defensemen Mikko Vainonen and Simon Fernholm; and goaltender Marek Mazanec in the 2012 Entry Draft.
June 25, 2011:	Acquired Toronto's third-round selection in the 2012 Entry Draft (Jimmy Vesey), and a sixth-round selection in the 2011 Entry Draft (Chase Bailis) from Los Angeles for a third-round selection in the 2011 Entry Draft (Nick Shore). Acquired a sixth-round selection in the 2012 Entry Draft from NY Rangers (Marek Mazanec) for a sixth-round selection in the 2011 Entry Draft (Peter Ceresnak). Selected forwards Brent Andrews, Chase Bailis, Miikka Salomaki and Josh Shalla, defensemen Simon Karlsson and Garrett Noonan, and goaltender Magnus Hellberg in the 2011 Entry Draft.	July 1, 2012:	Signed free-agent forward Kevin Henderson and free-agent goaltender Chris Mason.
June 30, 2011:	Bought out the contract of forward J-P Dumont.	July 3, 2012:	Signed free-agent defenseman Mike Moore.
July 2, 2011:	Acquired forward Brodie Dupont from the New York Rangers for forward Andreas Thuresson.	August 17, 2012:	Signed free-agent defenseman Scott Hannan.
July 3, 2011:	Acquired defenseman Brett Lebda, forward Robert Slaney and a fourth-round pick in the 2013 Entry Draft (traded St. Louis; St. Louis selected Zachary Pochiro) from the Toronto Maple Leafs for defenseman Cody Franson and forward Matthew Lombardi. Signed free-agent forward Niclas Bergfors.	January 15, 2013:	Claimed forward Richard Clune on waivers from Los Angeles.
July 5, 2011:	Signed free-agent forwards Zack Stortini and Kyle Wilson.	February 19, 2013:	Acquired defenseman Scott Ford from St. Louis for forward Jani Lajunen.
July 29, 2011:	Signed free-agent defenseman Tyler Sloan.	February 28, 2013:	Acquired defenseman Joe Piskula from Calgary for forward Brian McGrattan.
August 8, 2011:	Signed free-agent defenseman Jack Hillen.	March 4, 2013:	Claimed forward Bobby Butler on waivers from New Jersey.
August 10, 2011:	Bought out the contract of defenseman Brett Lebda.	March 5, 2013:	Claimed forward Zach Boychuk on waivers from Pittsburgh.
September 30, 2011:	Signed free-agent defenseman Scott Valentine.	March 21, 2013:	Forward Zach Boychuk claimed on waivers by Carolina.
October 11, 2011:	Claimed forward Brian McGrattan on waivers from Anaheim.	April 3, 2013:	Acquired a fifth-round selection in the 2013 Entry Draft (Tommy Veilleux) from San Jose for defenseman Scott Hannan. Acquired forward Filip Forsberg from Washington for forwards Martin Erat and Michael Latta.
October 28, 2011:	Acquired a fourth-round pick in the 2012 Entry Draft (Mikko Vainonen) from Phoenix for forward Cal O'Reilly.	May 20, 2013:	Signed free-agent forward Mark Van Guilder.
November 25, 2011:	Mutually terminated the contract of forward Niclas Bergfors.	June 14, 2013:	Acquired defenseman TJ Brennan from Florida for forward Bobby Butler.
January 19, 2012:	Claimed forward Brandon Yip on waivers from Colorado.	June 30, 2013:	Acquired St. Louis' seventh-round selection in the 2013 Entry Draft (Janne Juvenon) and fourth-round selection in the 2014 Entry Draft for Toronto's fourth-round selection in the 2013 Entry Draft (Zachary Pochiro). Selected forwards Felix Girard, Saku Maenalainen, Emil Pettersson, Tommy Veilleux and Wade Murphy; defensemen Seth Jones, Jonathan-Ismael Diaby and Teemu Kivihalmel; and goaltenders Juuse Saros and Janne Juvenon in the 2013 Entry Draft.
February 17, 2012:	Acquired defenseman Hal Gill and a conditional fifth-round pick in the 2013 Entry Draft from Montreal (traded to Los Angeles via Montreal; Los Angeles selected Patrik Bartosak) for a 2012 second-round selection (Dalton Throver) and forwards Blake Geoffrion and Robert Slaney.	July 4, 2013:	Mutually terminated the contract of forward Sergei Kostitsyn. Bought out the contract of defenseman Hal Gill.
February 24, 2012:	Acquired Dallas' sixth-round selection in the 2012 Entry Draft (Simon Fernholm) from Florida for forward Jerred Smithson.	July 5, 2013:	Signed forwards Matt Cullen, Matt Hendricks, Eric Nystrom and Viktor Stalberg and goaltender Carter Hutton.
February 27, 2012:	Acquired forward Andrei Kostitsyn from Montreal for a second-round pick in the 2013 Entry Draft (Jacob de la Rose) and Montreal's 2013 fifth-round selection (traded to Los Angeles; Los Angeles selected Patrik Bartosak). Acquired forward Paul Gustad and a fourth-round selection in the 2013 Entry Draft (Juuse Saros) from Buffalo for a first-round selection in the 2012 Entry Draft (traded to Calgary; Calgary selected Mark Jankowski).	July 29, 2013:	Signed free-agent defenseman Bryan Rodney.

TEAM HISTORY & RECORDS

TEAM RECORDS - SEASON

STREAKS

LONGEST UNBEATEN STREAK

- 8 - (8-0-0) 10/5-10/25/05
- (5-0-3-0) 12/18/99-1/1/00
- 7 - (7-0-0) 11/12-11/25/09
- (5-0-2-0) 1/8-1/19/04
- (4-0-3-0) 12/6-12/23/01

At Home:

- 11 - (9-0-2-0) 12/20/03-1/31/04
- (8-0-3-0) 11/3-12/23/01
- 8 - (8-0-0) 1/6-2/8/07
- (7-0-1-0) 2/13-3/6/03

On Road:

- 7 - (7-0-0) 10/16-11/4/06
- 5 - (5-0-0) 3/12-4/3/10
- (5-0-0) 12/29/09-1/15/10
- 4 - four times, last (4-0-0) 12/31/10-1/8/11

LONGEST WINNING STREAK

- 8 - 10/5-10/25/05
- 7 - 11/12-11/25/09
- 6 - seven times, last 3/17-3/26/11

At Home:

- 8 - 1/6-2/8/07
- 7 - 10/29-11/23/09
- 2/13-3/1/03
- 6 - 1/7-2/4/12
- 2/11-3/20/06
- 11/3-12/6/01

On Road:

- 7 - 10/16-11/4/06
- 5 - 3/12-4/3/10
- 12/29/09-1/15/10
- 4 - four times, last 12/31/10-1/8/11

LONGEST POINT STREAK

- 10 - (8-0-2) 11/27-12/17/10
- (9-0-1) 10/14-11/4/06
- (8-0-2) 3/2-3/21/06
- (7-0-3) 2/19-3/10/07

At Home:

- 13 - (9-0-3-1) 12/13/03-1/31/04
- 12 - (9-0-3) 10/14-12/16/06
- 11 - (8-0-3-0) 11/3-12/23/01

On Road:

- 7 - (6-0-1) 11/12-12/19/09
- (7-0-0) 10/16-11/4/06
- 6 - (4-0-2) 1/4-1/24/06
- 5 - four times, last (5-0-0) 3/12-4/3/10

LONGEST WINLESS STREAK

- 15 - (0-10-3-2) 3/10-4/6/03
- 8 - (0-7-1) 4/4-4/19/13*
- (0-7-1-0) 3/7-3/21/02
- 7 - four times, last (0-3-3-1) 3/6-3/19/04

At Home:

- 9 - (0-8-1) 1/21-2/29/99
- 7 - (0-4-2-1) 3/6-4/1/03
- (0-3-4-0) 10/17-11/16/00

On Road:

- 10 - (0-7-3) 3/14-4/27/13*
- (0-6-2-1) 3/12-4/6/03
- (0-3-2-4) 10/11-11/7/02
- (0-8-1-0) 11/2-12/2/01

LONGEST LOSING STREAK

- 8 - 4/4-4/19/13*
- 7 - 11/20-12/2/99
- 6 - five times, last 10/10-10/21/09

At Home:

- 6 - 4/4-4/14/13
- 2/21-3/20/08
- 2/26-3/21/02
- 1/21-2/15/99
- 5 - 10/13-10/30/01

On Road:

- 10 - 3/14-4/27/13*
- 7 - 12/8/08-1/1/09
- 1/26-3/5/06
- 6 - 2/9-3/4/13*

MOST CONSECUTIVE TIES

- 2 - five times, last 3/11-3/13/04

At Home:

- 2 - 1/1-1/10/02
- 12/8-12/11/01
- 12/18-12/23/99

On Road:

- None
- LONGEST SHUTOUT STREAK
- 233:39 - 3/22-3/30/08
- 155:06 - 2/12-2/16/13*
- 149:04 - 3/16-3/21/10

At Home:

- 165:42 - 3/2-3/18/06
- 163:24 - 2/20-3/1/03
- 157:42 - 12/4-12/15/10

On Road:

- 165:38 - 3/15-3/30/08
- 160:57 - 4/5-4/11/06
- 131:06 - 3/8-3/11/01

MOST CONSECUTIVE GAMES WITHOUT BEING SHUTOUT

- 70 - 10/25/07-3/30/08
- 57 - 2/26/04-1/1/06
- 36 - 3/3-11/4/06
- 11/27/99-2/15/00

At Home:

- 148 - 1/13/04-11/7/08
- 58 - 2/27/11-2/10/13
- 35 - 10/13/98-3/16/99

On Road:

- 44 - 11/7/09-11/20/10
- 34 - 10/23/07-3/28/08
- 1/14/99-1/22/99
- 28 - 3/3/04-12/30/05

LONGEST SCORELESS STREAK

- 176:18 - 2/9-2/12/13*
- 166:44 - 12/4-12/10/00
- 161:02 - 11/20-11/26/00

At Home:

- 191:44 - 3/25-4/1/10
- 166:28 - 4/4-4/12/13*
- 165:45 - 11/18-11/28/00

On Road:

- 217:55 - 3/27-4/6/03
- 166:44 - 12/4-12/10/00
- 154:32 - 2/3-2/23/00

POINTS

MOST POINTS

- 110 - 2006-07 (51-23-8)
- 106 - 2005-06 (49-25-8)
- 104 - 2011-12 (48-26-8)

At Home:

- 65 - 2005-06 (32-8-1)
- 61 - 2006-07 (28-8-5)
- 57 - 2011-12 (26-10-5)

On Road:

- 49 - 2009-10 (23-15-3)
- 2006-07 (23-15-3)
- 47 - 2011-12 (22-16-3)

FEWEST POINTS

- 41 - 2012-13 (16-23-9)*
- 63 - 1998-99 (28-47-7)
- 69 - 2001-02 (28-41-13-0)
- 70 - 1999-00 (28-40-7-7)

At Home:

- 26 - 2012-13 (11-9-4)*
- 34 - 1998-99 (15-22-4)
- 35 - 1999-00 (15-21-3-2)
- 39 - 2000-01 (16-18-7-0)

On Road:

- 15 - 2012-13 (5-14-5)*
- 27 - 2001-02 (11-25-5-0)
- 29 - 1998-99 (13-25-3)
- 32 - 2002-03 (9-18-8-6)

WINS

MOST WINS

- 51 - 2006-07
- 49 - 2005-06
- 48 - 2011-12

At Home:

- 32 - 2005-06
- 28 - 2006-07
- 26 - 2011-12

On Road:

- 23 - 2009-10
- 2006-07
- 22 - 2011-12

FEWEST WINS

- 16 - 2012-13*
- 27 - 2002-03
- 28 - three times, last 2001-02

At Home:

- 11 - 2012-13*
- 15 - 1999-00
- 1998-99
- 16 - 2000-01

On Road:

- 5 - 2012-13*
- 9 - 2002-03
- 11 - 2001-02
- 13 - 1999-00
- 1998-99

FEWEST GAMES TO 10 WINS

- 15 - 11/1/06
- 11/10/05
- 18 - 11/15/07

FEWEST GAMES TO 20 WINS

- 30 - 12/17/05
- 31 - 12/14/06
- 34 - 12/15/09

FEWEST GAMES TO 30 WINS

- 44 - 1/12/07
- 48 - 1/23/06
- 50 - 1/24/12

FEWEST GAMES TO 40 WINS

- 61 - 2/19/07
- 67 - 3/18/06
- 68 - 3/10/12

FEWEST GAMES TO 50 WINS

- 81 - 4/5/07

REGULATION LOSSES

MOST REGULATION LOSSES

- 47 - 1998-99
- 41 - 2001-02
- 40 - 1999-00

At Home:

- 22 - 1998-99
- 21 - 1999-00
- 18 - 2000-01

On Road:

- 25 - 2001-02
- 1998-99
- 19 - 2003-04
- 1999-00

FEWEST REGULATION LOSSES

- 23 - 2012-13*
- 2006-07
- 25 - 2005-06
- 26 - 2011-12

At Home:

- 8 - 2006-07
- 2005-06
- 9 - 2012-13*
- 2010-11

On Road:

- 10 - 2011-12
- 2003-04

On Road:

- 13 - 2012-13*
- 15 - 2009-10
- 2006-07
- 16 - 2011-12
- 17 - 2005-06

TIES

MOST TIES

- 13 - 2002-03
- 2001-02

At Home:

- 8 - 2001-02

On Road:

- 8 - 2002-03

FEWEST TIES

- 7 - 1999-00

At Home:

- 3 - 1999-00

On Road:

- 2 - 2000-01

TEAM HISTORY & RECORDS

TEAM RECORDS - SEASON

OVERTIME LOSSES

MOST OVERTIME LOSSES

11 - 2010-11
9 - 2012-13*
- 2007-08
8 - four times, last 2011-12

At Home:

8 - 2010-11
5 - 2011-12
- 2006-07

On Road:

7 - 2005-06
6 - 2002-03
5 - three times, last 2012-13*

FEWEST OVERTIME LOSSES

0 - 2001-02
2 - 1998-99
3 - 2000-01

At Home:

0 - 2001-02
- 2000-01
1 - three times, last 2005-06

On Road:

0 - 2001-02
1 - 1998-99

GOALS

MOST GOALS SCORED

272 - 2006-07
259 - 2005-06
237 - 2011-12

At Home:

153 - 2006-07
142 - 2005-06
124 - 2011-12

On Road:

119 - 2006-07
117 - 2009-10
- 2005-06
113 - 2011-12

FEWEST GOALS SCORED

109 - 2012-13*
183 - 2002-03
186 - 2000-01
190 - 1998-99

At Home:

59 - 2012-13*
92 - 2000-01
98 - 2002-03
101 - 2001-02

On Road:

50 - 2012-13*
85 - 2002-03
86 - 1998-99
94 - 2000-01

MOST GOALS AGAINST

261 - 1998-99
240 - 1999-00
233 - 2008-09

At Home:

126 - 1998-99
116 - 1999-00
113 - 2007-08

On Road:

135 - 2001-02
- 1998-99
133 - 2005-06

FEWEST GOALS AGAINST

133 - 2012-13*
194 - 2010-11
200 - 2000-01
206 - 2002-03

At Home:

55 - 2012-13*
90 - 2002-03
91 - 2010-11
93 - 2003-04

On Road:

78 - 2012-13*
98 - 2000-01
103 - 2010-11
107 - 2011-12
- 2006-07

MOST 30-GOAL SCORERS

2 - 2005-06 (Kariya, Sullivan)
1 - 2009-10 (Hornqvist)
- 2008-09 (Arnott)

MOST 20-GOAL SCORERS

6 - 2006-07 (Arnott, Legwand, Kariya, Hartnell, Sullivan, Dumont)
5 - 2005-06 (Kariya, Sullivan, Hartnell, Perreault, Erat)
4 - 2007-08 (Dumont, Arnott, Radulov, Erat)

SPECIAL TEAMS

MOST POWER PLAY GOALS

94 - 2005-06
72 - 2003-04
71 - 2006-07

At Home:

50 - 2005-06
44 - 2006-07
41 - 2003-04

On Road:

44 - 2005-06
32 - 2002-03
31 - 2003-04

FEWEST POWER PLAY GOALS

24 - 2012-13*
40 - 1998-99
41 - 2010-11
- 1999-00
47 - 2009-10

At Home:

16 - 2012-13*
20 - 1999-00
24 - 2010-11
- 1998-99

On Road:

8 - 2012-13*
16 - 1998-99
17 - 2010-11
19 - 2000-01

MOST POWER PLAY CHANCES

512 - 2005-06 (94 PPGs, 18.4%)
426 - 2003-04 (72 PPGs, 16.9%)
418 - 2002-03 (58 PPGs, 13.9%)

At Home:

260 - 2005-06 (50 PPGs, 19.2%)
234 - 2003-04 (41 PPGs, 17.5%)
219 - 2006-07 (44 PPGs, 20.1%)

On Road:

252 - 2005-06 (44 PPGs, 17.5%)
214 - 2002-03 (32 PPGs, 15.0%)
192 - 2003-04 (31 PPGs, 16.1%)

FEWEST POWER PLAY CHANCES

140 - 2012-13 (24 PPGs, 17.1%)*
250 - 2011-12 (54 PPGs, 21.6%)
269 - 2010-11 (41 PPGs, 15.2%)
286 - 2009-10 (47 PPGs, 16.4%)

At Home:

68 - 2012-13 (16 PPGs, 23.5%)*
131 - 2011-12 (30 PPGs, 22.9%)
141 - 2009-10 (26 PPGs, 18.4%)
147 - 2010-11 (24 PPGs, 16.3%)

On Road:

72 - 2012-13 (8 PPGs, 11.1%)*
119 - 2011-12 (24 PPGs, 20.2%)
122 - 2010-11 (17 PPGs, 13.9%)
140 - 1999-00 (21 PPGs, 15.0%)

MOST POWER PLAY GOALS AGAINST

82 - 2005-06
75 - 1998-99
64 - 2003-04

At Home:

34 - 2005-06
31 - 1998-99
28 - 2006-07

On Road:

48 - 2005-06
44 - 1998-99
42 - 2008-09

FEWEST POWER PLAY GOALS AGAINST

34 - 2012-13*
40 - 2011-12
41 - 2010-11
46 - 1999-00

At Home:

13 - 2012-13*
17 - 2010-11
- 2008-09
18 - 2001-02

On Road:

21 - 2012-13*
- 2011-12
22 - 2007-08
24 - 2010-11

MOST CONSECUTIVE GAMES WITH A POWER PLAY GOAL

11 - 11/10-12/7/05
9 - 12/10-12/28/05
- 10/11-11/3/99

At Home:

11 - 11/16-12/26/06
9 - 2/13-3/23/04
8 - 1/15-3/2/06
- 11/10-12/3/05

On Road:

9 - 11/19-12/28/05
6 - three times,
last 10/18-11/4/06

MOST CONSECUTIVE GAMES WITHOUT A POWER PLAY GOAL

9 - 3/20-4/3/10
7 - 10/8-10/21/09
- 3/25-4/6/03

At Home:

7 - 3/20-4/10/10
5 - 1/13-1/31/08
- 2/12-3/15/02
- 3/28-4/17/99

On Road:

9 - 10/31-12/2/01
8 - 1/7-12/17/98

MOST CONSECUTIVE UNSUCCESSFUL POWER PLAY ATTEMPTS

39 - 3/23-4/6/03
29 - 3/18-4/7/10
- 10/13-10/22/09
28 - 12/11-12/23/03

At Home:

29 - 2/8-3/17/02
26 - 12/14-12/30/02
24 - 3/18-4/10/10

On Road:

34 - 10/31-12/12/01
29 - 11/7-12/17/98
26 - 3/23-4/6/03

MOST CONSECUTIVE GAMES WITH A POWER PLAY GOAL AGAINST

9 - 10/26-11/14/02
8 - four times,
last 12/14-12/29/09

At Home:

6 - 10/20-11/10/05
5 - 10/11-10/30/03
- 11/30-12/14/02

On Road:

12 - 10/11-11/17/02
10 - 1/28-3/4/13*

MOST CONSECUTIVE GAMES WITHOUT ALLOWING A POWER PLAY GOAL

9 - 11/18-12/4/10
7 - five times,
last 2/14-2/27/12

At Home:

12 - 2/12-3/24/09
9 - 12/13/08-1/17/09
8 - 2/14-3/10/12

On Road:

7 - 12/7/00-1/4/01
5 - 3/15-4/4/08
- 11/29/07-12/18/07
- 11/24-12/6/03

TEAM HISTORY & RECORDS

TEAM RECORDS - SEASON

MOST CONSECUTIVE

SUCCESSFUL PENALTY KILLS

37 - 11/16-12/6/10
34 - 4/1-4/13/06
29 - 1/28-2/6/06

At Home:

34 - 2/12-3/24/09
33 - 2/11-3/1/03
30 - 12/13/08-1/19/09
- 2/12-3/10/09

On Road:

28 - 12/7/00-1/8/01
24 - 11/19-12/19/07
23 - 11/16-12/6/10

MOST SHORTHANDED GOALS

14 - 2003-04
12 - 2005-06
9 - 2008-09
- 1999-00

At Home:

10 - 2003-04
6 - 2005-06
- 1999-00

On Road:

6 - 2006-07
- 2005-06
4 - three times, last 2008-09

FEWEST SHORTHANDED

GOALS

1 - 2012-13*
2 - 2002-03
5 - three times, last 2011-12

At Home:

0 - 2012-13*
- 2002-03
2 - 2006-07
3 - four times, last 2011-12

On Road:

1 - 2012-13*
- 2001-02
2 - five times, last 2011-12

MOST TIMES SHORTHANDED

533 - 2005-06 (82 PPGA, 84.6%)
387 - 2006-07 (55 PPGA, 85.8%)
357 - 1998-99 (75 PPGA, 79.0%)

At Home:

265 - 2005-06 (34 PPGA, 87.2%)
196 - 2006-07 (28 PPGA, 85.7%)
176 - 2003-04 (24 PPGA, 86.3%)
- 2001-02 (18 PPGA, 89.8%)

On Road:

268 - 2005-06 (48 PPGA, 82.1%)
191 - 2006-07 (27 PPGA, 85.9%)
190 - 2002-03 (39 PPGA, 79.5%)

FEWEST TIMES SHORTHANDED

139 - 2012-13 (34 PPGA, 75.5%)*
244 - 2011-12 (40 PPGA, 83.6%)
258 - 2009-10 (59 PPGA, 77.1%)
272 - 2010-11 (41 PPGA, 84.9%)

At Home:

62 - 2012-13 (13 PPGA, 79.0%)*
104 - 2011-12 (19 PPGA, 81.7%)
113 - 2009-10 (22 PPGA, 80.5%)
139 - 2010-11 (17 PPGA, 87.8%)

On Road:

77 - 2012-13 (21 PPGA, 72.7%)*
133 - 2010-11 (24 PPGA, 82.0%)
140 - 2011-12 (21 PPGA, 85.0%)
145 - 2009-10 (37 PPGA, 74.5%)

MOST SHORTHANDED GOALS

AGAINST

13 - 2005-06
11 - 1999-00
10 - 2007-08
- 1998-99

At Home:

6 - 2007-08
- 1999-00
5 - 2005-06

On Road:

8 - 2005-06
6 - 1998-99
5 - four times, last 2008-09

FEWEST SHORTHANDED

GOALS AGAINST

2 - 2010-11
- 2006-07
4 - 2012-13*
- 2011-12
- 2000-01

At Home:

1 - 2011-12
- 2010-11
2 - 2006-07

On Road:

0 - 2006-07
- 2000-01
1 - 2012-13
- 2010-11

MOST CONSECUTIVE GAMES

WITH A SHORTHANDED GOAL

3 - 12/15-12/23/01
2 - 13 times, last 11/9-11/12/11

At Home:

3 - 12/15-12/23/01
2 - seven times,
last 3/24-3/26/11

On Road:

2 - 1/24-1/26/06

MOST CONSECUTIVE GAMES

WITH A SHORTHANDED GOAL

AGAINST

2 - eight times,
last 12/19-12/22/07

At Home:

2 - four times,
last 12/6-12/8/07

On Road:

2 - 2/28-3/2/02
- 10/31-11/3/99

PENALTY MINUTES

MOST PENALTY MINUTES

1533 - 2005-06
1420 - 1998-99
1360 - 2003-04

At Home:

819 - 2005-06
766 - 2003-04
696 - 1998-99

On Road:

724 - 1998-99
714 - 2005-06
594 - 2003-04

FEWEST PENALTY MINUTES

471 - 2012-13*
689 - 2011-12
698 - 2009-10
720 - 2010-11

At Home:

233 - 2012-13*
337 - 2009-10
349 - 2011-12
411 - 2010-11

On Road:

238 - 2012-13*
309 - 2010-11
340 - 2011-12
361 - 2009-10

MOST PENALTY MINUTES,

OPPONENT

1617 - 2003-04
1498 - 2005-06
1326 - 1998-99

At Home:

931 - 2003-04
826 - 2006-07
765 - 1998-99

On Road:

735 - 2005-06
686 - 2003-04
561 - 1998-99

FEWEST PENALTY MINUTES,

OPPONENT

485 - 2012-13*
683 - 2011-12
696 - 2010-11
801 - 2009-10

At Home:

249 - 2012-13*
388 - 2011-12
411 - 2010-11
- 2009-10

On Road:

236 - 2012-13*
285 - 2010-11
295 - 2011-12
390 - 2009-10

SHOTS

MOST SHOTS

2508 - 2009-10
2425 - 2007-08
2380 - 2005-06

At Home:

1314 - 2009-10
1291 - 2007-08
1273 - 2005-06

On Road:

1194 - 2009-10
1134 - 2007-08
1117 - 2008-09

FEWEST SHOTS

1244 - 2012-13*
2019 - 2001-02
2182 - 2000-01
2215 - 1999-00

At Home:

658 - 2012-13*
1079 - 2001-02
1161 - 2003-04
1156 - 2000-01

On Road:

586 - 2012-13*
940 - 2001-02
961 - 1999-00
999 - 1998-99

MOST SHOTS

AGAINST

2696 - 1998-99
2662 - 2005-06
2561 - 2006-07

At Home:

1381 - 1998-99
1314 - 2005-06
1302 - 2006-07

On Road:

1348 - 2005-06
1315 - 1998-99
1288 - 2011-12

FEWEST SHOTS AGAINST

1335 - 2012-13*
2252 - 2002-03
2314 - 2001-02
2335 - 2003-04

At Home:

634 - 2012-13*
1131 - 2003-04
1148 - 2002-03
1178 - 2001-02

On Road:

701 - 2012-13*
1103 - 2000-01
1104 - 2002-03
1111 - 2010-11

TEAM HISTORY & RECORDS

TEAM RECORDS - GAME

GOALS

MOST GOALS SCORED

- 9 - 3/18/06 in 9-4 win vs. Calgary
- 3/4/04 in 9-4 win at Pittsburgh
- 8 - 2/28/09 in 8-0 win vs. Detroit
- 1/5/07 in 8-3 win at Chicago
- 2/21/04 in 8-2 win at Phoenix

At Home:

- 9 - 3/18/06 in 9-4 win vs. Calgary
- 8 - 2/28/09 in 8-0 win vs. Detroit
- 7 - five times, last 12/15/09 in 7-4 win vs. Tampa Bay

On Road:

- 8 - 3/4/04 in 9-4 win at Pittsburgh
- 8 - 1/5/07 in 8-3 win at Chicago
- 2/21/04 in 8-2 win at Phoenix

MOST GOALS ALLOWED

- 8 - six times, last 3/11/10 in 8-5 loss at San Jose
- At Home:**
- 8 - 10/5/06 in 8-6 loss vs. Chicago
 - 7 - six times, last 1/17/09 in 7-2 loss vs. Atlanta

On Road:

- 8 - five times, last 3/11/10 in 8-5 loss at San Jose

MOST GOALS SCORED BY BOTH TEAMS

- 14 - 10/5/06 in 8-6 loss vs. Chicago
- 13 - five times, last 3/11/10 in 8-5 loss at San Jose

At Home:

- 14 - 10/5/06 in 8-6 loss vs. Chicago
- 13 - 11/16/06 in 7-6 loss vs. Minnesota
- 3/18/06 in 9-4 win vs. Calgary

On Road:

- 13 - 3/11/10 in 8-5 loss at San Jose
- 11/6/08 in 7-6 loss at Calgary
- 3/4/04 in 9-4 win at Pittsburgh
- 12 - 4/10/09 in 8-4 loss at Minnesota
- 2/27/08 in 8-4 loss at Buffalo

LARGEST MARGIN OF VICTORY

- 8 - 2/28/09 in 8-0 win vs. Detroit
- 7 - twice, last 1/8/08 in 7-0 win at Los Angeles
- 6 - seven times, last 3/8/13 in 6-0 win vs. Edmonton

At Home:

- 8 - 2/28/09 in 8-0 win vs. Detroit
- 7 - 12/23/06 in 7-0 win vs. Los Angeles
- 6 - six times, last 3/8/13 in 6-0 win vs. Edmonton

On Road:

- 7 - 1/8/08 in 7-0 win at Los Angeles
- 6 - 2/21/04 in 8-2 win at Phoenix
- 5 - six times, last 2/5/13 in 6-1 win at St. Louis

LARGEST MARGIN OF DEFEAT

- 8 - 1/11/99 in 8-0 loss at Philadelphia
- 7 - 10/30/02 in 7-0 loss at St. Louis
- 1/18/99 in 8-1 loss at Boston

At Home:

- 5 - seven times, last 12/18/10 in 6-1 loss vs. Los Angeles
- On Road:**
- 8 - 1/11/99 in 8-0 loss at Philadelphia
 - 7 - 10/30/02 in 7-0 loss at St. Louis
 - 1/18/99 in 8-1 loss at Boston

SPECIAL TEAMS

MOST POWER PLAY GOALS

- 6 - 3/4/04 in 9-4 win at Pittsburgh
- 5 - 2/18/04 in 7-3 win vs. San Jose
- 4 - 1/7/12 in 5-2 win vs. Carolina
- 11/10/05 in 5-3 win vs. Dallas
- 12/20/01 in 6-2 win vs. Vancouver

At Home:

- 5 - 2/18/04 in 7-3 win vs. San Jose
- 4 - 1/7/12 in 5-2 win vs. Carolina
- 11/10/05 in 5-3 win vs. Dallas
- 12/20/01 in 6-2 win vs. Vancouver

On Road:

- 6 - 3/4/04 in 9-4 win at Pittsburgh
- 3 - 14 times, last 12/11/11 in 6-5 win at Vancouver

MOST POWER PLAY CHANCES

- 12 - 10/26/05 in 3-2 loss at Columbus
- 11 - 2/8/07 in 4-2 win vs. Toronto
- 2/17/06 in 2-1 win at St. Louis
- 12/20/01 in 6-2 win vs. Vancouver

At Home:

- 11 - 2/8/07 in 4-2 win vs. Toronto
- 12/20/01 in 6-2 win vs. Vancouver
- 10 - seven times, last 12/8/07 in 4-2 win vs. Anaheim

On Road:

- 12 - 10/26/05 in 3-2 loss at Columbus
- 11 - 12/17/06 in 2-1 win at St. Louis
- 10 - four times, last 1/3/06 in 3-0 loss at Colorado

MOST POWER PLAY GOALS AGAINST

- 5 - 2/18/09 in 6-2 loss at Detroit
- 11/29/08 in 6-2 loss vs. Minnesota
- 10/7/06 in 6-5 loss at Minnesota
- 4 - seven times, last 12/22/11 in 6-5 win vs. Columbus

At Home:

- 5 - 11/29/08 in 6-2 loss vs. Minnesota
- 4 - 12/22/11 in 6-5 win vs. Columbus
- 3/18/06 in 9-4 win vs. Calgary

On Road:

- 5 - 2/18/09 in 6-2 loss at Detroit
- 10/7/06 in 6-5 loss at Minnesota
- 4 - five times, last 11/11/10 in 5-4 loss at Toronto

MOST SHORTHANDED GOALS

- 2 - four times, last 11/6/08 in 7-6 loss at Calgary

At Home:

- 2 - 11/18/99 in 6-1 win vs. Montreal

On Road:

- 2 - 11/6/08 in 7-6 loss at Calgary
- 1/19/08 in 5-2 win at St. Louis
- 3/14/00 in 3-2 loss at Detroit

MOST SHORTHANDED SITUATIONS

- 13 - 10/25/05 in 5-3 win vs. Chicago
- 12 - 11/26/05 in 3-1 loss vs. Dallas
- 11 - four times, last 11/29/08 in 6-2 loss vs. Minnesota

At Home:

- 13 - 10/25/05 in 5-3 win vs. Chicago
- 12 - 11/26/05 in 3-1 loss vs. Dallas
- 11 - 11/29/08 in 6-2 loss vs. Minnesota
- 3/2/06 in 3-1 win vs. Vancouver

On Road:

- 11 - 3/5/06 in 3-2 loss at Edmonton
- 2/6/06 in 4-2 loss at Dallas
- 10 - nine times, last 10/20/11 at Vancouver

MOST SHORTHANDED GOALS AGAINST

- 2 - 3/21/13 in 5-3 win vs. Calgary
- 3/2/02 in 5-2 loss at Calgary
- 3/2/00 in 4-3 loss at San Jose

At Home:

- 2 - 3/21/13 in 5-3 win vs. Calgary

On Road:

- 2 - 3/2/02 in 5-2 loss at Calgary
- 3/2/00 in 4-3 loss at San Jose

PENALTY MINUTES

MOST PENALTY MINUTES

- 95 - 10/25/05 in 5-3 win vs. Chicago
- 85 - 10/30/03 in 5-3 win vs. Detroit
- 54 - 3/6/08 in 6-2 loss at Vancouver
- 3/11/06 in 3-2 loss at San Jose

At Home:

- 95 - 10/25/05 in 5-3 win vs. Chicago
- 85 - 10/30/03 in 5-3 win vs. Detroit
- 46 - 11/29/08 in 6-2 loss vs. Minnesota

On Road:

- 54 - 3/6/08 in 6-2 loss at Vancouver
- 3/11/06 in 3-2 loss at San Jose
- 47 - 3/20/04 in 3-1 win at Calgary
- 42 - 1/22/04 in 4-0 loss at Calgary

MOST PENALTY MINUTES, OPPONENT

- 125 - 10/30/03 in 5-3 win vs. Detroit
 - 107 - 3/20/04 in 3-1 win at Calgary
 - 64 - 2/3/07 in 3-0 win vs. Anaheim
- At Home:**
- 125 - 10/30/03 in 5-3 win vs. Detroit
 - 64 - 2/3/07 in 3-0 win vs. Anaheim
 - 54 - 12/23/06 in 7-0 win vs. Los Angeles

On Road:

- 107 - 3/20/04 in 3-1 win at Calgary
- 62 - 3/11/06 in 3-2 loss at San Jose
- 56 - 3/6/08 in 6-2 loss at Vancouver

TEAM HISTORY & RECORDS

TEAM RECORDS - GAME

MOST PENALTY MINUTES BY BOTH TEAMS

- 210 - 10/30/03 in 5-3 win vs. Detroit (DET 125, NSH 85)
- 154 - 3/20/04 in 3-1 win at Calgary (CGY 107, NSH 47)
- 146 - 10/25/05 in 5-3 win vs. Chicago (NSH 95, CHI 51)

At Home:

- 210 - 10/30/03 in 5-3 win vs. Detroit (DET 125, NSH 85)
- 146 - 10/25/05 in 5-3 win vs. Chicago (NSH 95, CHI 51)
- 110 - 2/3/07 in 3-0 win vs. Anaheim (ANA 64, NSH 44)

On Road:

- 154 - 3/20/04 in 3-1 win at Calgary (CGY 107, NSH 47)
- 116 - 3/11/06 in 3-2 loss at San Jose (S.J. 62, NSH 54)
- 110 - 3/6/08 in 6-2 loss at Vancouver (VAN 56, NSH 54)

SHOTS

MOST SHOTS

- 55 - 11/14/09 in 2-0 win vs. Montreal
- 52 - 10/14/99 in 5-1 loss vs. San Jose
- 51 - 2/21/08 in 3-2 SO loss vs. Vancouver
- 1/13/00 in 4-3 loss vs. Vancouver

At Home:

- 55 - 11/14/09 in 2-0 win vs. Montreal
- 52 - 10/14/99 in 5-1 loss vs. San Jose
- 51 - 2/21/08 in 3-2 SO loss vs. Vancouver
- 1/13/00 in 4-3 loss vs. Vancouver

On Road:

- 48 - 1/29/10 in 4-2 loss at Detroit
- 45 - 3/11/10 in 8-5 loss at San Jose
- 44 - 12/1/07 in 5-4 win at Montreal

MOST SHOTS AGAINST

- 57 - 11/11/08 in 4-3 OT win at San Jose
- 10/21/98 in 5-2 loss at Detroit
- 53 - 12/23/98 in 5-3 win vs. Detroit
- 51 - 2/10/09 in 5-3 loss vs. Detroit

At Home:

- 53 - 12/23/98 in 5-3 win vs. Detroit
- 51 - 2/10/09 in 5-3 loss vs. Detroit
- 50 - 2/9/99 in 5-2 loss vs. Detroit

On Road:

- 57 - 11/11/08 in 4-3 OT win at San Jose
- 10/21/98 in 5-2 loss at Detroit
- 48 - 3/25/06 in 6-4 loss at Los Angeles
- 11/26/99 in 1-0 loss at Washington

MOST SHOTS BY BOTH TEAMS

- 90 - 11/16/06 in 7-6 loss vs. Minnesota (NSH 45, MIN 45)
- 87 - 12/23/98 in 5-3 win vs. Detroit (DET 53, NSH 34)
- 86 - 11/11/08 in 4-3 OT win at San Jose (S.J. 57, NSH 29)
- 10/21/06 in 4-3 loss vs. Vancouver (VAN 46, NSH 40)

At Home:

- 90 - 11/16/06 in 7-6 loss vs. Minnesota (NSH 45, MIN 45)
- 87 - 12/23/98 in 5-3 win vs. Detroit (DET 53, NSH 34)
- 86 - 10/21/06 in 4-3 loss vs. Vancouver (VAN 46, NSH 40)

On Road:

- 86 - 11/11/08 in 4-3 OT win at San Jose (S.J. 57, NSH 29)
- 78 - 11/23/05 in 4-2 win at Columbus (NSH 41, CBJ 37)
- 77 - 1/29/10 in 4-2 loss at Detroit (NSH 48, DET 29)
- 3/21/06 in 3-2 win at Detroit (DET 41, NSH 36)

FEWEST SHOTS

- 9 - 1/27/01 in 5-1 loss vs. Colorado
- 10 - 11/22/99 in 3-2 loss at St. Louis
- 12 - 10/17/11 in 3-1 loss at Edmonton

At Home:

- 9 - 1/27/01 in 5-1 loss vs. Colorado
- 13 - 10/15/09 in 3-1 loss vs. Chicago

On Road:

- 10 - 11/22/99 in 3-2 loss at St. Louis
- 12 - 10/17/11 in 3-1 loss at Edmonton
- 13 - 2/9/08 in 4-3 loss at San Jose
- 10/15/02 in 4-3 loss at NY Islanders

FEWEST SHOTS AGAINST

- 12 - 3/4/03 in 2-1 loss at St. Louis
- 13 - 11/8/01 in 3-1 loss at Montreal
- 14 - 12/3/11 in 3-2 loss vs. Buffalo
- 3/23/10 in 3-1 loss vs. Dallas

At Home:

- 14 - 12/3/11 in 3-2 loss vs. Buffalo
- 3/23/10 in 3-1 loss vs. Dallas
- 15 - 11/24/10 in 2-1 SO loss vs. St. Louis
- 11/29/02 in 2-1 loss vs. New Jersey
- 16 - 1/17/08 in 2-1 loss vs. Anaheim
- 2-18/01 in 3-2 win vs. Tampa Bay

On Road:

- 12 - 3/4/03 in 2-1 loss at St. Louis
- 13 - 11/8/01 in 3-1 loss at Montreal
- 15 - 12/4/07 in 3-1 loss at Toronto

FEWEST SHOTS BY BOTH TEAMS

- 31 - 3/4/03 in 2-1 loss at St. Louis (NSH 19, STL 12)
- 35 - 3/4/13 in 5-1 loss at Los Angeles (NSH 19, L.A. 16)
- 12/28/98 in 1-0 loss at Dallas (DAL 21, NSH 14)
- 12/11/10 in 3-1 win at New Jersey (NSH 20, N.J. 16)
- 10/5/01 in 4-1 loss at Dallas (NSH 19, DAL 17)

At Home:

- 37 - 1/26/02 in 3-1 loss vs. Anaheim (NSH 19, ANA 18)
- 38 - 12/20/03 in 1-0 win vs. Detroit (DET 21, NSH 17)
- 41 - 4/9/13 in 1-0 loss vs. St. Louis (STL 26, NSH 15)
- 1/21/02 in 1-0 loss vs. Phoenix (PHX 22, NSH 19)

On Road:

- 31 - 3/4/03 in 2-1 loss at St. Louis (NSH 19, STL 12)
- 35 - 3/4/13 in 5-1 loss at Los Angeles (NSH 19, L.A. 16)
- 12/28/98 in 1-0 loss at Dallas (DAL 21, NSH 14)
- 12/17/10 in 3-1 win at New Jersey (NSH 20, N.J. 16)
- 10/5/01 in 4-1 loss at Dallas (NSH 19, DAL 17)

LARGEST SHOT ADVANTAGE

- 35 - 11/14/09 in 2-0 win vs. Montreal (NSH 55, MTL 20)
- 30 - 11/25/08 in 1-0 SO loss vs. St. Louis (NSH 47, STL 17)
- 29 - 10/14/99 in 5-1 loss vs. San Jose (NSH 52, S.J. 23)

At Home:

- 35 - 11/14/09 in 2-0 win vs. Montreal (NSH 55, MTL 20)
- 30 - 11/25/08 in 1-0 SO loss vs. St. Louis (NSH 47, STL 17)
- 29 - 10/14/99 in 5-1 loss vs. San Jose (NSH 52, S.J. 23)

On Road:

- 24 - 11/13/99 in 6-2 loss at Pittsburgh (NSH 40, PIT 16)
- 20 - 1/21/10 in 4-2 loss at Phoenix (NSH 43, PHX 23)
- 12/4/07 in 3-1 loss at Toronto (NSH 35, TOR 15)
- 19 - three times, last 3/11/10 in 8-5 loss at San Jose (NSH 45, S.J. 26)

LARGEST SHOT DEFICIT

- 42 - 10/21/98 in 5-2 loss at Detroit (DET 57, NSH 15)
- 30 - 2/10/09 in 5-3 loss vs. Detroit (DET 51, NSH 21)
- 29 - three times, last 3/25/06 in 6-4 loss at Los Angeles (L.A. 48, NSH 19)

At Home:

- 30 - 2/10/09 in 5-3 loss vs. Detroit (DET 51, NSH 21)
- 29 - 2/9/99 in 5-2 loss vs. Detroit (DET 50, NSH 21)
- 27 - 1/27/01 in 5-1 loss vs. Colorado (COL 36, NSH 9)

On Road:

- 42 - 10/21/98 in 5-2 loss at Detroit (DET 57, NSH 15)
- 29 - 3/25/06 in 6-4 loss at Los Angeles (L.A. 48, NSH 19)
- 11/26/99 in 1-0 loss at Washington (WSH 48, NSH 19)

TEAM HISTORY & RECORDS

TEAM RECORDS - PERIOD

GOALS

MOST GOALS

- 6 - 12/17/05 in 2nd per. of 7-3 win vs. Columbus
- 5 - five times, last 12/15/09 in 2nd per. of 7-4 win vs. Tampa Bay

Home:

- 6 - 12/17/05 in 2nd per. of 7-3 win vs. Columbus
- 5 - four times, last 12/15/09 in 2nd per. of 7-4 win vs. Tampa Bay

On Road:

- 5 - 1/5/07 in 2nd per. of 8-3 win at Chicago
- 4 - 14 times, last 1/31/12 in 3rd per. of 5-4 win at Minnesota

MOST GOALS AGAINST

- 6 - 3/28/13 in 1st per. of 7-4 loss vs. Phoenix
- 3/11/10 in 3rd per. of 8-5 loss at San Jose
- 5 - 10/22/09 in 3rd per. of 6-5 OT win at Ottawa

At Home:

- 6 - 3/28/13 in 1st per. of 7-4 loss vs. Phoenix
- 4 - 15 times, last 2/25/13 in 2nd per. of 5-4 OT win vs. Dallas

On Road:

- 6 - 3/11/10 in 3rd per. of 8-5 loss at San Jose
- 5 - 10/22/09 in 3rd per. of 6-5 OT win at Ottawa

MOST GOALS BY BOTH TEAMS

- 9 - 3/28/13 in 1st per. of 7-4 loss vs. Phoenix (PHX 6, NSH 3)
- 7 - six times, last 2/18/13 in 2nd per. of 6-5 loss at Colorado (COL 4, NSH 3)

At Home:

- 9 - 3/28/13 in 1st per. of 7-4 loss vs. Phoenix (PHX 6, NSH 3)
- 7 - 3/18/06 in 2nd per. of 9-4 win vs. Calgary (NSH 5, CGY 2)
- 12/17/05 in 2nd per. of 7-3 win vs. Columbus (NSH 6, CBJ 1)

On Road:

- 7 - four times, last 2/18/13 in 2nd per. of 6-5 loss at Colorado (COL 4, NSH 3)

FASTEST GOALS

FASTEST GOAL FROM START

OF GAME

- 0:11 - David Legwand, 4/5/07 in 4-1 win vs. St. Louis
- 0:12 - Shea Weber, 4/7/10 in 5-2 loss at Phoenix
- 0:14 - Patric Hornqvist, 10/29/11 in 3-0 win vs. Anaheim

At Home:

- 0:11 - David Legwand, 4/5/07 in 4-1 win vs. St. Louis
- 0:14 - Patric Hornqvist, 10/29/11 in 3-0 win vs. Anaheim

On Road:

- 0:12 - Shea Weber, 4/7/10 in 5-2 loss at Phoenix
- 0:25 - Randy Robitaille, 11/10/99 in 4-2 win at Chicago

FASTEST GOAL AGAINST FROM

START OF GAME

- 0:09 - Taylor Pyatt, 12/6/11 in 3-2 loss vs. Phoenix
- Andy McDonald, 11/24/10 in 2-1 SO loss vs. St. Louis
- 0:14 - Tomas Holmstrom, 11/8/03 in 4-3 win at Detroit

At Home:

- 0:09 - Taylor Pyatt, 12/6/11 in 3-2 loss vs. Phoenix
- Andy McDonald, 11/24/10 in 2-1 SO loss vs. St. Louis
- 0:15 - Justin Williams, 12/18/10 in 6-1 loss vs. Los Angeles

On Road:

- 0:14 - Tomas Holmstrom, 11/8/03 in 4-3 win at Detroit
- 0:22 - Jason Allison, 12/21/99 in 3-1 win at Boston

FASTEST GOAL FROM START

OF SECOND PERIOD

- 0:07 - Alexander Radulov, 1/24/08 in 4-3 OT loss at Phoenix
- 0:07 - Vitali Yachmenev, 10/31/00 in 4-2 loss vs. St. Louis
- 0:11 - J-P Dumont, 11/18/06 in 4-2 win vs. Columbus

At Home:

- 0:07 - Vitali Yachmenev, 10/31/00 in 4-2 loss vs. St. Louis
- 0:11 - J-P Dumont, 11/18/06 in 4-2 win vs. Columbus

On Road:

- 0:07 - Alexander Radulov, 1/24/08 in 4-3 OT loss at Phoenix
- 0:20 - Cliff Ronning, 1/28/99 in 4-2 win at Buffalo

FASTEST GOAL AGAINST FROM

START OF SECOND PERIOD

- 0:09 - Jason Arnott, 2/3/00 in 4-1 loss at New Jersey
- 0:12 - Jonathan Toews, 4/7/09 in 4-2 loss vs. Chicago
- 0:16 - Kyle Brodziak, 1/31/12 in 5-4 win at Minnesota
- Steve Heinze, 1/18/99 in 8-1 loss at Boston

At Home:

- 0:12 - Jonathan Toews, 4/7/09 in 4-2 loss vs. Chicago
- 0:18 - Paul Kariya, 4/7/00 in 5-1 loss vs. Anaheim

On Road:

- 0:09 - Jason Arnott, 2/3/00 in 4-1 loss at New Jersey
- 0:16 - Kyle Brodziak, 1/31/12 in 5-4 win at Minnesota
- Steve Heinze, 1/18/99 in 8-1 loss at Boston

FASTEST GOAL FROM START

OF THIRD PERIOD

- 0:07 - Jason Arnott, 1/30/10 in 4-3 win vs. Atlanta
- 0:13 - Adam Hall, 3/13/04 in 4-4 tie vs. Calgary
- 0:14 - Andreas Johansson, 11/21/02 in 1-1 tie at Colorado
- Andy Delmore, 12/6/01 in 4-2 win vs. Ottawa

At Home:

- 0:07 - Jason Arnott, 1/30/10 in 4-3 win vs. Atlanta
- 0:13 - Adam Hall, 3/13/04 in 4-4 tie vs. Calgary

On Road:

- 0:14 - Andreas Johansson, 11/21/02 in 1-1 tie at Colorado
- 0:19 - David Legwand, 1/27/03 in 5-1 win at Buffalo

FASTEST GOAL AGAINST FROM

START OF THIRD PERIOD

- 0:15 - Joe Murphy, 12/17/98 in 3-1 loss at San Jose
- 0:24 - Alexander Edler, 12/9/08 in 3-1 loss vs. Vancouver
- Joe Murphy, 12/10/98 in 2-1 win vs. San Jose
- 0:25 - Brad Isbister, 11/7/00 in 2-1 loss at NY Islanders

At Home:

- 0:24 - Alexander Edler, 12/9/08 in 3-1 loss vs. Vancouver
- Joe Murphy, 12/10/98 in 2-1 win vs. San Jose
- 0:26 - Joe Nieuwendyk, 3/21/02 in 4-3 loss vs. New Jersey

On Road:

- 0:15 - Joe Murphy, 12/17/98 in 3-1 loss at San Jose
- 0:25 - Brad Isbister, 11/7/00 in 2-1 loss at NY Islanders

FASTEST GOAL FROM START

OF OVERTIME

- 0:06 - David Legwand, 3/9/06 in 3-2 win at Vancouver
- 0:16 - Ryan Suter, 4/3/10 in 4-3 win at Detroit
- 0:19 - Martin Erat, 11/15/07 in 5-4 win vs. Chicago

At Home:

- 0:19 - Martin Erat, 11/15/07 in 5-4 win vs. Chicago
- 0:28 - Roman Josi, 2/25/13 in 5-4 win vs. Dallas

On Road:

- 0:06 - David Legwand, 3/9/06 in 3-2 win at Vancouver
- 0:16 - Ryan Suter, 4/3/10 in 4-3 win at Detroit

FASTEST GOAL AGAINST FROM

START OF OVERTIME

- 0:24 - Todd Bertuzzi, 12/12/09 in 3-2 loss vs. Detroit
- 0:28 - Josef Stumpel, 3/4/00 in 3-2 loss at Los Angeles
- 0:34 - Teemu Selanne, 3/18/09 in 4-3 loss at Anaheim

At Home:

- 0:24 - Todd Bertuzzi, 12/12/09 in 3-2 loss vs. Detroit
- 0:58 - Vaclav Prospal, 2/7/08 in 2-1 loss vs. Tampa Bay

On Road:

- 0:28 - Josef Stumpel, 3/4/00 in 3-2 loss at Los Angeles
- 0:34 - Teemu Selanne, 3/18/09 in 4-3 loss at Anaheim

LATEST OVERTIME GOAL

- 4:44 - Marek Zidlicky, 1/31/00 in 3-2 win vs. San Jose
- Andy Delmore, 1/7/03 in 2-1 win vs. St. Louis
- 4:10 - Alexander Radulov, 2/2/08 in 3-2 win vs. Phoenix

TEAM HISTORY & RECORDS

TEAM RECORDS - PERIOD

At Home:

- 4:44 - Marek Zidlicky, 1/31/04 in 3-2 win vs. San Jose
 - Andy Delmore, 1/7/03 in 2-1 win vs. St. Louis
 4:10 - Alexander Radulov, 2/2/08 in 3-2 win vs. Phoenix

On Road:

- 3:56 - Greg Johnson, 3/17/00 in 4-3 win at Phoenix
 3:35 - Andy Delmore, 1/18/03 in 3-2 win at Edmonton

LATEST OVERTIME GOAL

AGAINST

- 4:56 - Tommy Albelin, 11/3/99 in 5-4 loss at Calgary
 4:55 - Marian Gaborik, 2/17/08 in 5-4 loss at Minnesota
 4:31 - Zbynek Michalek, 1/24/08 in 4-3 loss at Phoenix

At Home:

- 4:08 - Jason Woolley, 2/10/99 in 2-1 loss vs. Buffalo
 3:53 - Patrick Marleau, 2/15/11 in 2-1 loss vs. San Jose

On Road:

- 4:56 - Tommy Albelin, 11/3/99 in 5-4 loss at Calgary
 4:55 - Marian Gaborik, 2/17/08 in 5-4 loss at Minnesota

FASTEST TWO GOALS,

INDIVIDUAL

- 0:23 - Scott Hartnell, 2/19/07 @ 5:34 & 5:57 of 2nd per. of 4-1 win vs. Phoenix
 0:26 - David Legwand, 11/20/00 @ 9:30 & 9:56 of 2nd per. of 6-3 loss at Detroit

At Home:

- 0:23 - Scott Hartnell, 2/19/07 @ 5:34 & 5:57 of 2nd per. of 4-1 win vs. Phoenix
 0:27 - Petr Tenkrat, 12/15/01 @ 13:44 & 14:11 of 2nd per. of 5-2 win vs. Chicago

On Road:

- 0:26 - David Legwand, 11/20/00 @ 9:30 & 9:56 of 2nd per. of 6-3 loss at Detroit
 1:04 - Blake Geoffrion, 3/20/11 @ 17:33 & 18:37 of 3rd per. of 4-3 OT win at Buffalo

FASTEST TWO GOALS AGAINST,

INDIVIDUAL

- 0:19 - Jeff Carter, 3/4/13 @ 4:39 & 4:58 of 3rd per. of 5-1 loss at Los Angeles
 0:33 - Kelly Chase, 3/2/99 @ 18:26 & 18:59 of 1st per. of 5-1 loss vs. St. Louis
 0:39 - Phil Housley, 11/3/99 @ 18:44 & 19:23 of 3rd per. of 5-4 loss at Calgary

At Home:

- 0:33 - Kelly Chase, 3/2/99 @ 18:26 & 18:59 of 1st per. of 5-1 loss vs. St. Louis
 1:01 - Todd Bertuzzi, 1/21/03 @ 8:22 & 9:23 of 3rd per. of 3-2 win vs. Vancouver

On Road:

- 0:19 - Jeff Carter, 3/4/13 @ 4:39 & 4:58 of 3rd per. of 5-1 loss at Los Angeles
 0:39 - Phil Housley, 11/3/99 @ 18:44 & 19:23 of 3rd per. of 5-4 loss at Calgary
 0:40 - Troy Brouwer, 1/16/11 @ 9:19 & 9:49 of 3rd per. of 6-3 loss at Chicago

FASTEST TWO GOALS, TEAM

- 0:05 - Colin Wilson & Shea Weber (ENG), 11/15/11 @ 19:35 & 19:40 of 3rd per. of 3-1 win vs. Washington
 0:08 - Paul Kariya & Darcy Hordichuk, 1/21/06 @ 13:27 & 13:35 of 3rd per. of 7-2 win vs. Columbus

At Home:

- 0:05 - Colin Wilson & Shea Weber (ENG), 11/15/11 @ 19:35 & 19:40 of 3rd per. of 3-1 win vs. Washington
 0:08 - Paul Kariya & Darcy Hordichuk, 1/21/06 @ 13:27 & 13:35 of 3rd per. of 7-2 win vs. Columbus

On Road:

- 0:10 - Jordin Tootoo & Martin Erat, 11/17/10 @ 11:33 & 11:43 of 1st per. of 5-4 loss at Toronto
 0:11 - Greg de Vries & Scott Nichol, 10/17/08 @ 8:12 & 8:23 of 2nd per. of 5-3 loss at Columbus

FASTEST TWO GOALS AGAINST,

TEAM

- 0:08 - Radim Vrbata & David Moss, 3/28/13 @ 3:42 & 3:50 of 1st per. of 7-4 loss vs. Phoenix
 - Nikita Filatov & Jakub Voracek, 10/17/08 @ 14:18 & 14:26 of 1st per. of 5-3 loss at Columbus
 0:09 - Martin Havlat & Craig MacDonald, 1/20/07 @ 9:37 & 9:46 of 1st per. of 6-3 win vs. Chicago

At Home:

- 0:08 - Radim Vrbata & David Moss, 3/28/13 @ 3:42 & 3:50 of 1st per. of 7-4 loss vs. Phoenix
 0:09 - Martin Havlat & Craig MacDonald, 1/20/07 @ 9:37 & 9:46 of 1st per. of 6-3 win vs. Chicago
 0:13 - Pavel Datsyuk & Danny Cleary, 12/26/11 @ 12:52 & 13:05 of 2nd per. of 4-1 loss vs. Detroit

On Road:

- 0:08 - Nikita Filatov & Jakub Voracek, 10/17/08 @ 14:18 & 14:26 of 1st per. of 5-3 loss at Columbus
 0:13 - Paul Stastny & Jamie McGinn, 2/18/13 @ 13:33 & 13:46 of 1st per. of 6-5 loss at Colorado
 0:18 - Cal Clutterbuck & Owen Nolan, 10/28/09 @ 2:00 & 2:18 of 2nd per. of 4-3 win at Minnesota

FASTEST TWO GOALS, BOTH

TEAMS

- 0:05 - Rick Nash (CBJ) & Scott Walker (NSH), 12/4/03 @ 19:39 & 19:44 of 3rd per. of 4-2 win at Columbus
 0:07 - Daniel Sedin (VAN) & Nick Spaling (NSH), 2/17/11 @ 18:15 & 18:22 of 2nd per. of 3-1 win vs. Vancouver
 - Marcel Goc (S.J.) & Paul Kariya (NSH), 11/2/05 @ 6:14 & 6:21 of 1st per. of 3-2 loss at San Jose

At Home:

- 0:07 - Daniel Sedin (VAN) & Nick Spaling (NSH), 2/17/11 @ 18:15 & 18:22 of 2nd per. of 3-1 win vs. Vancouver
 0:10 - David Legwand (NSH) & Teemu Selanne (ANA), 3/24/11 @ 9:29 & 9:39 of 3rd per. of 5-4 win

On Road:

- 0:05 - Rick Nash (CBJ) & Scott Walker (NSH), 12/4/03 @ 19:39 & 19:44 of 3rd per. of 4-2 win at Columbus
 0:07 - Marcel Goc (S.J.) & Paul Kariya (NSH), 11/2/05 @ 6:14 & 6:21 of 1st per. of 3-2 loss at San Jose

FASTEST THREE GOALS,

INDIVIDUAL

- 5:56 - Steve Sullivan, 12/14/06 @ 5:58, 9:21 & 11:54 of 2nd per. of 6-0 win vs. Ottawa
 11:12 - Rob Valicevic, 11/10/99 @ 6:17, 9:44, & 17:29 of 1st per. of 4-2 win at Chicago

At Home:

- 5:56 - Steve Sullivan, 12/14/06 @ 5:58, 9:21 & 11:54 of 2nd per. of 6-0 win vs. Ottawa
 13:55 - Petr Tenkrat, 12/15/01 @ 13:44 & 14:11 of 2nd per. & 7:39 of 3rd per. of 5-2 win vs. Chicago

On Road:

- 11:12 - Rob Valicevic, 11/10/99 @ 6:17, 9:44, & 17:29 of 1st per. of 4-2 win at Chicago

FASTEST THREE GOALS

AGAINST, INDIVIDUAL

- 3:18 - Jeff Carter, 12/22/11 @ 12:56, 14:35 & 16:14 of 1st per. of 6-5 win vs. Columbus
 10:25 - Scottie Upshall, 1/21/10 @ 4:02, 13:22 & 14:27 of 3rd per. of 4-2 loss at Phoenix
 14:47 - Jere Lehtinen, 1/17/01 @ 7:31 & 14:53 of 2nd per. & 2:28 of 3rd per. of 4-3 OT loss at Dallas
 16:29 - Luc Robitaille, 4/12/99, @ 4:59 & 18:39 of 2nd per. & 1:28 of 3rd per. of 4-3 loss vs. Los Angeles

At Home:

- 3:18 - Jeff Carter, 12/22/11 @ 12:56, 14:35 & 16:14 of 1st per. of 6-5 win vs. Columbus
 16:29 - Luc Robitaille, 4/12/99 @ 4:59 & 18:39 of 2nd per. & 1:28 of 3rd per. of 4-3 loss vs. Los Angeles
 28:44 - Joe Sakic, 2/19/99 @ 10:07 of 2nd per. & 14:05 & 18:37 of 3rd per. of 4-4 tie vs. Colorado

On Road:

- 10:25 - Scottie Upshall, 1/21/10 @ 4:02, 13:22 & 14:27 of 3rd per. of 4-2 loss at Phoenix
 14:47 - Jere Lehtinen, 1/17/01 @ 7:31 & 14:53 of 2nd per. & 2:28 of 3rd per. of 4-3 OT loss at Dallas

TEAM HISTORY & RECORDS

TEAM RECORDS - PERIOD

FASTEST THREE GOALS, TEAM

1:15 - Darcy Hordichuk, Jason Arnott & David Legwand, 1/8/08 @ 5:25, 6:11 & 6:40 of 1st per. of 7-0 win at Los Angeles

1:24 - Joel Ward, Antti Pihlstrom & Jason Arnott, 2/28/09 @ 9:24, 9:51 & 10:48 of 1st per. of 8-0 win vs. Detroit

1:54 - Shea Weber, David Legwand & Matt Halischuk, 3/23/13 @ 8:21, 9:46 & 10:15 of 1st per. of 5-2 win vs. Columbus

At Home:

1:24 - Joel Ward, Antti Pihlstrom & Jason Arnott, 2/28/09 @ 9:24, 9:51 & 10:48 of 1st per. of 8-0 win vs. Detroit

1:54 - Shea Weber, David Legwand & Matt Halischuk, 3/23/13 @ 8:21, 9:46 & 10:15 of 1st per. of 5-2 win vs. Columbus

On Road:

1:15 - Darcy Hordichuk, Jason Arnott & David Legwand, 1/8/08 @ 5:25, 6:11 & 6:40 of 1st per. of 7-0 win at Los Angeles

1:55 - Sebastien Bordeleau, Joel Bouchard & Patric Kjellberg, 2/2/00 @ 7:53, 8:21, & 9:48 of 2nd per. of 6-4 win at NY Islanders

FASTEST THREE GOALS AGAINST, TEAM

1:25 - Shane Doan, Mika Alatalo & Rick Tocchet, 11/30/99 @ 11:32, 11:46 & 12:57 of 1st per. of 6-3 loss vs. Phoenix

1:39 - Jeff Carter, Ryan Johansen & Carter, 12/22/11 @ 14:35, 15:30 & 16:14 of 1st per. of 6-5 win vs. Columbus

At Home:

1:25 - Shane Doan, Mika Alatalo & Rick Tocchet, 11/30/99 @ 11:32, 11:46 & 12:57 of 1st per. of 6-3 loss vs. Phoenix

1:39 - Jeff Carter, Ryan Johansen & Carter, 12/22/11 @ 14:35, 15:30 & 16:14 of 1st per. of 6-5 win vs. Columbus

On Road:

1:41 - Reed Low, Al MacInnis & Keith Tkachuk, 10/30/02 @ 8:22, 8:53 & 10:03 of 2nd per. of 7-0 loss at St. Louis

1:47 - Brent Burns, Cal Clutterbuck & Owen Nolan, 10/28/09 @ 0:31, 2:00 & 2:18 of 2nd per. of 4-3 win at Minnesota

- Alexander Frolov, Frolov & Sean Avery, 3/25/06 @ 12:19, 13:25 & 14:06 of 3rd per. of 6-4 loss at Los Angeles

FASTEST THREE GOALS, BOTH TEAMS

0:23 - Bryan Berard (CBJ), Paul Kariya (NSH) & Darcy Hordichuk (NSH), 1/21/06 @ 13:13, 13:27 & 13:35 of 3rd per. of 7-2 win vs. Columbus

0:29 - Colin Wilson (NSH), Paul Stastny (COL) & Jamie McGinn (COL), 2/18/13 @ 13:17, 13:33 & 13:46 of 2nd per. of 6-5 loss at Colorado

0:34 - Ryan Johnson (STL), Vernon Fiddler (NSH) & Petr Cajanek (STL), 1/4/06 @ 3:26, 3:44 & 4:00 of 1st per. of 4-3 win at St. Louis

At Home:

0:23 - Bryan Berard (CBJ), Paul Kariya (NSH) & Darcy Hordichuk (NSH), 1/21/06 @ 13:13, 13:27 & 13:35 of 3rd per. of 7-2 win vs. Columbus

0:46 - R.J. Umberger (CBJ), David Legwand (NSH) & Matt Halischuk (NSH), 3/23/13 @ 9:29, 9:46 & 10:15 of 1st per. of 5-2 win vs. Columbus
- Sam Gagner (EDM), Marty Reasoner (EDM) & Jason Arnott (NSH), 2/19/08 @ 15:00, 15:23 & 15:46 of 2nd per. of 5-4 win vs. Edmonton

On Road:

0:29 - Colin Wilson (NSH), Paul Stastny (COL) & Jamie McGinn (COL), 2/18/13 @ 13:17, 13:33 & 13:46 of 2nd per. of 6-5 loss at Colorado

0:34 - Ryan Johnson (STL), Vernon Fiddler (NSH) & Petr Cajanek (STL), 1/4/06 @ 3:26, 3:44 & 4:00 of 1st per. of 4-3 win at St. Louis

FASTEST FOUR GOALS, TEAM

3:04 - Taylor Beck, Shea Weber, David Legwand & Matt Halischuk, 3/23/13 @ 7:11, 8:21, 9:46 & 10:15 of 1st per. of 5-2 win vs. Columbus

3:38 - Sebastien Bordeleau, Joel Bouchard, Patric Kjellberg & Kjellberg, 2/2/00 @ 7:53, 8:21, 9:48, & 11:31 of 2nd per. of 6-4 win at NY Islanders

At Home:

3:04 - Taylor Beck, Shea Weber, David Legwand & Matt Halischuk, 3/23/13 @ 7:11, 8:21, 9:46 & 10:15 of 1st per. of 5-2 win vs. Columbus

5:03 - Ville Koistinen, David Legwand, Joel Ward & Antti Pihlstrom, 2/28/09 @ 4:48, 5:17, 9:24 & 9:51 of 1st per. of 8-0 win vs. Detroit

On Road:

3:38 - Sebastien Bordeleau, Joel Bouchard, Patric Kjellberg & Kjellberg, 2/2/00 @ 7:53, 8:21, 9:48, & 11:31 of 2nd per. of 6-4 win at NY Islanders

7:36 - Paul Kariya, Marek Zidlicky, J-P Dumont & Kariya, 3/3/07 @ 5:47, 9:39, 12:39 & 13:23 of 3rd per. of 6-3 win at Los Angeles

FASTEST FOUR GOALS AGAINST, TEAM

3:18 - Jeff Carter, Carter, Ryan Johansen & Carter, 12/22/11 @ 12:56, 14:35, 15:30 & 16:14 of 1st per. of 6-5 win vs. Columbus

4:44 - Radim Vrbata, David Moss, Matthew Lombardi & Keith Yandle, 3/28/13 @ 3:42, 3:50, 7:08, & 8:26 of 1st per. of 7-4 loss vs. Phoenix

At Home:

3:18 - Jeff Carter, Carter, Ryan Johansen & Carter, 12/22/11 @ 12:56, 14:35, 15:30 & 16:14 of 1st per. of 6-5 win vs. Columbus
4:44 - Radim Vrbata, David Moss, Matthew Lombardi & Keith Yandle, 3/28/13 @ 3:42, 3:50, 7:08, & 8:26 of 1st per. of 7-4 loss vs. Phoenix

On Road:

5:31 - Morrow, Richards, Eriksson & Morrow, 10/14/09 @ 3:17, 3:57, 6:31 & 8:48 of 1st per. of 6-0 loss at Dallas

6:15 - Jeff Carter, Carter, Mike Richards & Dwight King, 3/4/13 @ 4:39, 4:58, 7:40 & 10:54 of 3rd per. of 5-1 loss at Los Angeles

FASTEST FOUR GOALS, BOTH TEAMS

1:54 - Shea Weber (NSH), R.J. Umberger (CBJ), David Legwand (NSH) & Matt Halischuk (NSH), 3/23/13 @ 8:21, 9:29, 9:46 & 10:15 of 1st per. of 5-2 win vs. Columbus

2:03 - Ville Nieminen (CGY), Chris Simon (CGY), Adam Hall (NSH) & Jarome Iginla (CGY), 3/13/04 @ 18:28 & 19:02 of 2nd per. & 0:13 & 0:31 of 3rd per. of 4-4 tie vs. Calgary

2:10 - Alexander Edler (VAN), Vernon Fiddler (NSH), Matt Pettinger (VAN) & Greg de Vries (NSH), 3/6/08 @ 4:11, 4:25, 6:09 & 6:21 of 1st per. of 6-2 loss at Vancouver

At Home:

1:54 - Shea Weber (NSH), R.J. Umberger (CBJ), David Legwand (NSH) & Matt Halischuk (NSH), 3/23/13 @ 8:21, 9:29, 9:46 & 10:15 of 1st per. of 5-2 win vs. Columbus

2:03 - Ville Nieminen (CGY), Chris Simon (CGY), Adam Hall (NSH) & Jarome Iginla (CGY), 3/13/04 @ 18:28 & 19:02 of 2nd per. & 0:13 & 0:31 of 3rd per. of 4-4 tie vs. Calgary

TEAM HISTORY & RECORDS

TEAM RECORDS - PERIOD

On Road:

- 2:10 - Alexander Edler (VAN),
Vernon Fiddler (NSH),
Matt Pettinger (VAN)
& Greg de Vries (NSH),
3/6/08 @ 4:11, 4:25, 6:09
& 6:21 of 1st per. of 6-2
loss at Vancouver
- 2:12 - Daniel Paille (BUF), Jan
Hlavac (NSH), Jason
Arnott (NSH) & Andrew
Peters (BUF), 2/27/08 @
2:01, 2:46, 3:20 & 4:13 of
2nd per. of 8-4 loss at
Buffalo

SPECIAL TEAMS

MOST POWER PLAY GOALS

- 3 - five times, last 11/18/06
in 2nd per. of 4-2 win vs.
Columbus

At Home:

- 3 - 11/18/06 in 2nd per. of 4-2
win vs. Columbus
- 12/20/01 in 2nd per. of
6-2 win vs. Vancouver
2 - 25 times, last 1/7/12 in
3rd per. of 5-2 win vs.
Carolina

On Road:

- 3 - 10/12/05 in 3rd per. of
5-4 win at Colorado
- 3/4/04 in 3rd per. of 9-4
win at Pittsburgh
- 3/4/04 in 1st per. of 9-4
win at Pittsburgh

MOST POWER PLAY CHANCES

- 6 - Four times, last 12/13/05
in 1st per. of 7-3 loss at
Florida

At Home:

- 6 - 11/30/02 in 2nd per. of
5-2 win vs. Dallas
- 12/20/01 in 2nd per. of
6-2 win vs. Vancouver
- 10/31/00 in 3rd per. of
4-2 loss vs. St. Louis

On Road:

- 6 - 12/13/05 in 1st per. of 7-3
loss at Florida
5 - 12 times, last 1/11/10 in
3rd per. of 3-2 win at
Vancouver

MOST POWER PLAY GOALS

AGAINST

- 4 - 11/16/10 in 2nd per. of 5-4
loss at Toronto

At Home:

- 3 - 12/22/11 in 1st per. of 6-5
win vs. Columbus

On Road:

- 4 - 11/16/10 in 2nd per. of 5-4
loss at Toronto

MOST SHORTHANDED GOALS

- 2 - 1/19/08 in 5-2 win at St.
Louis

At Home:

- 1 - 52 times, last 10/13/11 in
2nd per. vs. Phoenix

On Road:

- 2 - 1/19/08 in 5-2 win at St.
Louis

MOST SHORTHANDED

SITUATIONS

- 7 - 10/25/05 in 2nd per. of
5-3 win vs. Chicago
6 - nine times, last 2/12/13 in
2nd per. of 1-0 OT win vs.
San Jose

At Home:

- 7 - 10/25/05 in 2nd per. of
5-3 win vs. Chicago
6 - five times, last 2/12/13 in
2nd per. of 1-0 OT win vs.
San Jose

On Road:

- 6 - 11/16/10 in 2nd per. of 5-4
loss at Toronto
- 3/25/06 in 2nd per. of
6-4 loss at Los Angeles
- 11/1/05 in 2nd per. of 4-1
loss at Anaheim
- 1/25/04 in 2nd per. of 4-1
loss at Vancouver

MOST SHORTHANDED GOALS

AGAINST

- 2 - 3/21/13 in 1st per. of 5-3
win vs. Calgary

At Home:

- 2 - 3/21/13 in 1st per. of 5-3
win vs. Calgary

On Road:

- 1 - 48 times, last 3/17/13 in
3rd per. of 3-2 loss at
Edmonton

PENALTY MINUTES

MOST PENALTY MINUTES

- 55 - 10/30/03 in 3rd per. of
5-3 win vs. Detroit
51 - 10/25/05 in 3rd per. of
5-3 win vs. Chicago
48 - 3/6/08 in 3rd per. of 6-2
loss at Vancouver

At Home:

- 55 - 10/30/03 in 3rd per. of
5-3 win vs. Detroit
51 - 10/25/05 in 3rd per. of
5-3 win vs. Chicago
34 - 2/3/07 in 3rd per. of 3-0
win vs. Anaheim
- 12/30/98 in 3rd per. of
5-2 loss vs. Boston

On Road:

- 48 - 3/6/08 in 3rd per. of 6-2
loss at Vancouver
41 - 3/20/04 in 3rd per. of 3-1
win at Calgary
31 - 3/4/99 in 3rd per. of 4-3
win at Los Angeles

MOST PENALTY MINUTES,

OPPONENT

- 99 - 3/20/04 in 3rd per. of 3-1
win at Calgary
83 - 10/30/03 in 3rd per. of
5-3 win vs. Detroit
54 - 2/3/07 in 3rd per. of 3-0
win vs. Anaheim

At Home:

- 83 - 10/30/03 in 3rd per. of
5-3 win vs. Detroit
54 - 2/3/07 in 3rd per. of 3-0
win vs. Anaheim
40 - 12/23/06 in 3rd per. of
7-0 win vs. Los Angeles

On Road:

- 99 - 3/20/04 in 3rd per. of 3-1
win at Calgary
46 - 3/6/08 in 3rd per. of 6-2
loss at Vancouver
36 - 3/11/06 in 1st per. of 3-2
loss at San Jose

MOST PENALTY MINUTES BY

BOTH TEAMS

- 140 - 3/20/04 in 3rd per. of 3-1
win at Calgary (CGY 99,
NSH 41)
138 - 10/30/03 in 3rd per. of
5-3 win vs. Detroit (DET
83, NSH 55)
94 - 3/6/08 in 3rd per. of 6-2
loss at Vancouver (NSH
48, VAN 46)

At Home:

- 138 - 10/30/03 in 3rd per. of
5-3 win vs. Detroit (DET
83, NSH 55)
88 - 2/3/07 in 3rd per. of 3-0
win vs. Anaheim (ANA
54, NSH 34)
82 - 10/25/05 in 3rd per. of
5-3 win vs. Chicago (NSH
51, CHI 31)

On Road:

- 140 - 3/20/04 in 3rd per. of 3-1
win at Calgary (CGY 99,
NSH 41)
94 - 3/6/08 in 3rd per. of 6-2
loss at Vancouver (NSH
48, VAN 46)
66 - 3/11/06 in 1st per. of 3-2
loss at San Jose (S.J. 36,
NSH 30)

SHOTS

MOST SHOTS

- 24 - 11/14/09 in 1st per. of 2-0
win vs. Montreal
23 - 2/28/04 in 2nd per. of 2-1
win vs. NY Rangers
22 - 3/9/06 in 3rd per. of 3-2
win at Vancouver
- 1/8/00 in 1st per. of 6-3
win vs. Chicago

At Home:

- 24 - 11/14/09 in 1st per. of 2-0
win vs. Montreal
23 - 2/28/04 in 2nd per. of 2-1
win vs. NY Rangers
22 - 1/8/00 in 1st per. of 6-3
win vs. Chicago

On Road:

- 22 - 3/9/06 in 3rd per. of 3-2
win at Vancouver
20 - four times, last 1/29/10
in 2nd per. of 4-2 loss at
Detroit

MOST SHOTS AGAINST

- 27 - 2/10/09 in 1st per. of 5-3
loss vs. Detroit
- 10/21/98 in 2nd per. of
5-2 loss at Detroit
25 - 4/27/13 in 3rd per. of 3-1
loss at Columbus
24 - 3/6/08 in 1st per. of 6-2
loss at Vancouver

At Home:

- 27 - 2/10/09 in 1st per. of 5-3
loss vs. Detroit
22 - four times, last 11/17/11
in 3rd per. of 4-1 win vs.
Toronto

On Road:

- 27 - 10/21/98 in 2nd per. of
5-2 loss at Detroit
25 - 4/27/13 in 3rd per. of 3-1
loss at Columbus
24 - 3/6/08 in 1st per. of 6-2
loss at Vancouver

MOST SHOTS BY BOTH TEAMS

- 35 - 2/10/09 in 1st per. of 5-4
loss vs. Detroit (DET 27,
NSH 8)
34 - 12/13/11 in 2nd per. of 2-1
win vs. Calgary (NSH 17,
CGY 17)
- 11/11/08 in 2nd per. of 4-3
OT win at San Jose (S.J.
22, NSH 12)

At Home:

- 35 - 2/10/09 in 1st per. of 5-4
loss vs. Detroit (DET 27,
NSH 8)
34 - 12/13/11 in 2nd per. of 2-1
win vs. Calgary (NSH 17,
CGY 17)

TEAM HISTORY & RECORDS

TEAM RECORDS - PERIOD

On Road:

- 34 - 11/11/08 in 2nd per. of 4-3 OT win at San Jose (S.J. 22, NSH 12)
- 33 - 3/6/08 in 1st per. of 6-2 loss at Vancouver (VAN 24, NSH 9)
- 10/19/00 in 1st per. of 2-1 win at Detroit (DET 18, NSH 15)

FEWEST SHOTS

- 1 - 12/8/08 in 3rd per. of 6-3 loss at St. Louis
- 3/12/02 in 2nd per. of 5-0 loss vs. Vancouver
- 12/15/99 in 2nd per. of 3-2 loss at Florida
- 11/22/99 in 3rd per. of 3-2 loss at St. Louis

At Home:

- 1 - 3/12/02 in 2nd per. of 5-0 loss vs. Vancouver

On Road:

- 1 - 12/8/08 in 3rd per. of 6-3 loss at St. Louis
- 12/15/99 in 2nd per. of 3-2 loss at Florida
- 11/22/99 in 3rd per. of 3-2 loss at St. Louis

FEWEST SHOTS AGAINST

- 0 - 2/16/08 in 3rd per. of 2-1 OT win vs. St. Louis
- 1 - four times, last 2/1/06 in 3rd per. of 2-1 loss at Dallas

At Home:

- 0 - 2/16/08 in 3rd per. of 2-1 OT win vs. St. Louis
- 2 - six times, last 1/21/12 in 1st per. of a 5-2 win vs. Chicago

On Road:

- 1 - four times, last 2/1/06 in 3rd per. of 2-1 loss at Dallas

FEWEST SHOTS BY BOTH

TEAMS

- 3 - 3/5/02 in 1st per. of 2-0 win at San Jose (NSH 3, S.J. 2)
- 6 - 2/7/13 in 3rd per. of 3-0 win vs. Los Angeles (NSH 2, L.A. 4)
- 7 - five times, last 12/20/06 in 1st per. of 2-1 win at Chicago (CHI 4, NSH 3)

At Home:

- 6 - 2/7/13 in 3rd per. of 3-0 win vs. Los Angeles (NSH 2, L.A. 4)

On Road:

- 5 - 3/5/02 in 1st per. of 2-0 win at San Jose (NSH 3, S.J. 2)
- 7 - five times, last 12/20/06 in 1st per. of 2-1 win at Chicago (CHI 4, NSH 3)

LARGEST SHOT ADVANTAGE

- 20 - 11/14/09 in 2nd per. of 2-0 win vs. Montreal (NSH 24, MTL 4)
- 16 - 3/9/06 in 3rd per. of 3-2 win at Vancouver (NSH 22, VAN 6)
- 2/28/04 in 2nd per. of 2-1 win vs. NY Rangers (NSH 23, NYR 7)
- 15 - three times, last 12/1/07 in 3rd per. of 5-4 win at Montreal (NSH 20, MTL 5)

At Home:

- 20 - 11/14/09 in 2nd per. of 2-0 win vs. Montreal (NSH 24, MTL 4)
- 16 - 2/28/04 in 2nd per. of 2-1 win vs. NY Rangers (NSH 23, NYR 7)
- 15 - 11/27/02 in 3rd per. of 4-2 win vs. San Jose (NSH 21, S.J. 6)

On Road:

- 16 - 3/9/06 in 3rd per. of 3-2 win at Vancouver (NSH 22, VAN 6)
- 15 - 12/1/07 in 3rd per. of 5-4 win at Montreal (NSH 20, MTL 5)
- 3/23/03 in 2nd per. of 3-2 loss at Edmonton (NSH 20, EDM 5)

LARGEST SHOT DEFICIT

- 22 - 10/21/98 in 2nd per. of 5-2 loss at Detroit (DET 27, NSH 5)
- 19 - 2/10/09 in 1st per. of 5-3 loss vs. Detroit (DET 27, NSH 8)
- 11/5/05 in 3rd per. of 3-2 loss at Los Angeles (L.A. 21, NSH 2)

At Home:

- 19 - 2/10/09 in 1st per. of 5-3 loss vs. Detroit (DET 27, NSH 8)
- 17 - 11/17/11 in 3rd per. of 4-1 win vs. Toronto (TOR 22, NSH 5)
- 3/11/08 in 2nd per. of 2-1 loss vs. San Jose (S.J. 20, NSH 3)

On Road:

- 22 - 10/21/98 in 2nd per. of 5-2 loss at Detroit (DET 27, NSH 5)
- 19 - 11/5/05 in 3rd per. of 3-2 loss at Los Angeles (L.A. 21, NSH 2)
- 18 - 1/13/07 in 3rd per. of 4-1 win at Columbus (CBJ 22, NSH 4)
- 2/8/06 in 2nd per. of 6-0 loss at Detroit (DET 20, NSH 2)

TEAM HISTORY & RECORDS

INDIVIDUAL RECORDS - CAREER

GAMES PLAYED

MOST GAMES PLAYED

- 894 - David Legwand, 1999-13
- 723 - Martin Erat, 2001-13
- 573 - Kimmo Timonen, 1998-07

MOST CONSECUTIVE

GAMES PLAYED

- 269 - Karlis Skrastins, 2/21/00-4/6/03
- 251 - Greg Johnson, 10/2/99-10/19/02
- 245 - Bill Houlder, 10/8/00-4/6/03
- Tom Fitzgerald, 12/30/98-12/15/01

GOALS

MOST GOALS

- 200 - David Legwand, 1999-13
- 163 - Martin Erat, 2001-13
- 108 - Shea Weber, 2005-13

By Left Wing

- 100 - Steve Sullivan, 2004-11
- 93 - Scott Hartnell, 2000-07
- 55 - Paul Kariya, 2005-07

By Center

- 200 - David Legwand, 1999-13
- 107 - Jason Arnott, 2006-10
- 93 - Greg Johnson, 1998-06

By Right Wing

- 163 - Martin Erat, 2001-13
- 96 - Scott Walker, 1998-06
- 93 - J-P Dumont, 2006-11

By Defenseman

- 108 - Shea Weber, 2005-13
- 79 - Kimmo Timonen, 1998-07
- 38 - Ryan Suter, 2005-12

MOST GAME-WINNING GOALS

- 39 - David Legwand, 1999-13
- 26 - Martin Erat, 2001-13
- 20 - J-P Dumont, 2006-11

By Defenseman

- 17 - Shea Weber, 2005-13
- 10 - Kimmo Timonen, 1998-07
- 9 - Andy Delmore, 2001-03

MOST GAME-TYING GOALS

- 3 - Sergei Krivokrasov, 1998-00
- 2 - Denis Arhipov, 2000-04
- Cliff Ronning, 1998-02
- Scott Walker, 1998-06

ASSISTS

MOST ASSISTS

- 326 - David Legwand, 1999-13
- 318 - Martin Erat, 2001-13
- 222 - Kimmo Timonen, 1998-07

By Left Wing

- 163 - Steve Sullivan, 2004-11
- 118 - Scott Hartnell, 2000-07
- 106 - Paul Kariya, 2005-07

By Center

- 326 - David Legwand, 1999-13
- 145 - Greg Johnson, 1998-06
- Cliff Ronning, 1998-02

By Right Wing

- 318 - Martin Erat, 2001-13
- 174 - J-P Dumont, 2006-10
- 151 - Scott Walker, 1998-06

By Defenseman

- 222 - Kimmo Timonen, 1998-07
- 200 - Ryan Suter, 2005-12
- 183 - Shea Weber, 2005-13

POINTS

MOST POINTS

- 526 - David Legwand (200g-326a), 1999-13
- 481 - Martin Erat (163g-318a), 2001-13
- 301 - Kimmo Timonen (79g-222a), 1998-07

By Left Wing

- 263 - Steve Sullivan (100g-163a), 2004-11
- 211 - Scott Hartnell (93g-118a), 2000-07
- 161 - Paul Kariya (55g-106a), 2005-07

By Center

- 526 - David Legwand (200g-326a), 1999-13
- 238 - Greg Johnson (93g-145a), 1998-06
- 229 - Jason Arnott (107g-122a), 2006-10

By Right Wing

- 481 - Martin Erat (163g-318a), 2001-13
- 267 - J-P Dumont (93g-174a), 2006-11
- 247 - Scott Walker (96g-151a), 1998-06

By Defenseman

- 301 - Kimmo Timonen (79g-222a), 1998-07
- 291 - Shea Weber (108g-183a), 2005-13
- 238 - Ryan Suter (38g-200a), 2005-12

SPECIAL TEAMS

MOST POWER PLAY GOALS

- 49 - Shea Weber, 2005-13
- 46 - Kimmo Timonen, 1998-07
- 42 - Martin Erat, 2001-13

By Defenseman

- 49 - Shea Weber, 2005-13
- 46 - Kimmo Timonen, 1998-07
- 25 - Andy Delmore, 2001-03
- Marek Zidlicky, 2003-08

MOST POWER PLAY POINTS

- 182 - Kimmo Timonen (46g-136a), 1998-07
- 148 - Martin Erat (42g-106a), 2001-13
- 121 - David Legwand (31g-90a), 1999-13

By Defenseman

- 182 - Kimmo Timonen (46g-136a), 1998-07
- 120 - Shea Weber (49g-71a), 2005-13
- 99 - Ryan Suter (11g-88a), 2005-12
- Marek Zidlicky (25g-74a), 2003-08

MOST SHORTHAND GOALS

- 11 - Greg Johnson, 1998-06
- 10 - David Legwand, 1999-13
- 8 - Scott Walker, 1998-06

MOST SHORTHAND POINTS

- 17 - Greg Johnson (11g-6a), 1998-06
- 15 - David Legwand (10g-5a), 1999-13
- 13 - Scott Walker (8g-5a), 1998-06

SHOTS

MOST SHOTS

- 1818 - David Legwand, 1999-13
- 1431 - Shea Weber, 2005-13
- 1317 - Martin Erat, 2001-13

By Defenseman

- 1431 - Shea Weber, 2005-13
- 1078 - Kimmo Timonen, 1998-07
- 826 - Ryan Suter, 2005-12

PENALTY MINUTES

MOST PENALTY MINUTES

- 725 - Jordin Tootoo, 2003-12
- 544 - Scott Hartnell, 2000-07
- 465 - Scott Walker, 1998-06

By Defenseman

- 396 - Ryan Suter, 2005-12
- 375 - Dan Hamhuis, 2003-10
- 370 - Cale Hulse, 2000-03

GOALTENDING

MOST GAMES PLAYED

- 383 - Tomas Vokoun, 1998-07
- 293 - Pekka Rinne, 2005-13
- 217 - Mike Dunham, 1998-03

MOST MINUTES PLAYED

- 21789 - Tomas Vokoun, 1998-07
- 16739 - Pekka Rinne, 2005-12
- 12495 - Mike Dunham, 1998-03

MOST WINS

- 161 - Tomas Vokoun, 1998-07
- 151 - Pekka Rinne, 2005-13
- 81 - Mike Dunham, 1998-03

MOST LOSSES

- 159 - Tomas Vokoun, 1998-07
- 104 - Mike Dunham, 1998-03
- 88 - Pekka Rinne, 2005-13

MOST TIES

- 35 - Tomas Vokoun, 1998-07
- 24 - Mike Dunham, 1998-03
- 1 - Chris Mason, 1998-01, 2003-08, 2012-13

MOST GOALS ALLOWED

- 922 - Tomas Vokoun, 1998-07
- 659 - Pekka Rinne, 2005-13
- 567 - Mike Dunham, 1998-03

LOWEST GOALS-AGAINST

- AVERAGE (min. 52 games)
- 2.36 - Pekka Rinne, 2005-13
- 2.54 - Tomas Vokoun, 1998-07
- 2.61 - Chris Mason, 1998-01, 2003-08, 2012-13

HIGHEST SAVE PERCENTAGE

- (min. 52 games)
- .920 - Pekka Rinne, 2005-13
- .913 - Tomas Vokoun, 1998-07
- Chris Mason, 1998-01, 2003-08, 2012-13
- .912 - Dan Ellis, 2007-10

MOST SHUTOUTS

- 30 - Pekka Rinne, 2005-13
- 21 - Tomas Vokoun, 1998-07
- 12 - Chris Mason, 1998-01, 2003-08, 2012-13

MOST GOALS

- 1 - Chris Mason, 1998-01, 2003-08, 2012-13

MOST ASSISTS

- 9 - Tomas Vokoun, 1998-07
- 7 - Pekka Rinne, 2005-13
- 2 - Mike Dunham, 1998-03
- Chris Mason, 1998-01, 2003-08, 2012-13

MOST POINTS

- 9 - Tomas Vokoun (9a), 1998-07
- 7 - Pekka Rinne (7a), 2005-13
- 3 - Chris Mason (1g-2a), 1998-01, 2003-08, 2012-13

MOST PENALTY MINUTES

- 111 - Tomas Vokoun, 1998-07
- 28 - Pekka Rinne, 2005-13
- 8 - Chris Mason, 1998-01, 2003-08, 2012-13

TEAM HISTORY & RECORDS

INDIVIDUAL RECORDS - SEASON

GAMES PLAYED

MOST GAMES PLAYED

82 - 38 tied with

By Defenseman

82 - 16 tied with

By Rookie

80 - Dan Hamhuis, 2003-04

- Martin Erat, 2001-02

79 - Adam Hall, 2002-03

GOALS

MOST GOALS

33 - Jason Arnott, 2008-09

31 - Paul Kariya, 2005-06

- Steve Sullivan, 2005-06

30 - Patric Hornqvist, 2009-10

By Left Wing

31 - Paul Kariya, 2005-06

- Steve Sullivan, 2005-06

25 - Scott Hartnell, 2005-06

By Center

33 - Jason Arnott, 2008-09

28 - Jason Arnott, 2007-08

27 - Jason Arnott, 2006-07

- David Legwand, 2006-07

By Right Wing

30 - Patric Hornqvist, 2009-10

29 - J-P Dumont, 2007-08

27 - Patric Hornqvist, 2011-12

By Defenseman

23 - Shea Weber, 2008-09

19 - Shea Weber, 2011-12

18 - Andy Delmore, 2002-03

By Rookie

18 - Alexander Radulov, 2006-07

16 - Adam Hall, 2002-03

14 - Craig Smith, 2011-12

MOST GOALS AT HOME

21 - David Legwand, 2006-07

19 - Jason Arnott, 2007-08

- Alexander Radulov, 2007-08

By Defenseman

13 - Shea Weber, 2008-09

12 - Shea Weber, 2011-12

- Shea Weber, 2010-11

- Andy Delmore, 2002-03

By Rookie

10 - Alexander Radulov, 2006-07

8 - Adam Hall, 2002-03

6 - Marian Cisar, 2000-01

MOST GOALS ON ROAD

18 - Steve Sullivan, 2005-06

17 - Patric Hornqvist, 2009-10

16 - Jason Arnott, 2008-09

By Defenseman

12 - Shea Weber, 2009-10

10 - Shea Weber, 2008-09

9 - Andy Delmore, 2001-02

- Kimmo Timonen, 2001-02

By Rookie

10 - Craig Smith, 2011-12

9 - David Legwand, 1999-00

8 - Alexander Radulov, 2006-07

- Adam Hall, 2002-03

MOST GAME-WINNING GOALS

8 - Patric Hornqvist, 2009-10

- J-P Dumont, 2007-08

- Scott Hartnell, 2005-06

7 - Mike Fisher, 2011-12

- David Legwand, 2006-07

By a Defenseman

6 - Andy Delmore, 2002-03

4 - Shea Weber, 2008-09

- Dan Hamhuis, 2003-04

- Marek Zidlicky, 2003-04

MOST GAME-TYING GOALS

2 - Sergei Krivokrasov, 1999-00

FEWEST GAMES TO 20 GOALS

38 - Steve Sullivan, 1/10/06

42 - Jason Arnott, 2/3/07

49 - Patric Hornqvist, 1/21/10

- Steve Sullivan, 2/3/07

LONGEST GOAL-SCORING

STREAK

6 - Patric Hornqvist (7g),

10/27-11/5/11

- Alexander Radulov (7g),

1/21-2/2/08

- J-P Dumont (6g),

12/29/07-1/8/08

5 - four times, last Sergei

Kostitsyn (5g), 12/31/10-

1/8/11

ASSISTS

MOST ASSISTS

54 - Paul Kariya, 2005-06

52 - Paul Kariya, 2006-07

49 - J-P Dumont, 2008-09

By Left Wing

54 - Paul Kariya, 2005-06

52 - Paul Kariya, 2006-07

38 - Steve Sullivan, 2006-07

By Center

44 - Jason Arnott, 2007-08

43 - Cliff Ronning, 2000-01

36 - David Legwand, 2006-07

- Cliff Ronning, 1999-00

By Right Wing

49 - J-P Dumont, 2008-09

45 - J-P Dumont, 2006-07

43 - J-P Dumont, 2007-08

By Defenseman

42 - Kimmo Timonen, 2006-07

39 - Ryan Suter, 2011-12

- Kimmo Timonen, 2005-06

- Marek Zidlicky, 2003-04

By Rookie

24 - Martin Erat, 2001-02

22 - Craig Smith, 2011-12

- Dan Hamhuis, 2003-04

19 - Alexander Radulov, 2006-07

MOST ASSISTS AT HOME

31 - Paul Kariya, 2006-07

29 - J-P Dumont, 2006-07

28 - Paul Kariya, 2005-06

By Defenseman

24 - Kimmo Timonen, 2006-07

23 - Marek Zidlicky, 2003-04

22 - Ryan Suter, 2011-12

- Marek Zidlicky, 2007-08

- Kimmo Timonen, 2003-04

By Rookie

14 - Martin Erat, 2001-02

13 - Alexander Radulov,

2006-07

8 - Roman Josi, 2011-12

MOST ASSISTS ON ROAD

26 - Paul Kariya, 2005-06

25 - J-P Dumont, 2008-09

23 - Jason Arnott, 2007-08

By Defenseman

20 - Ryan Suter, 2008-09

19 - Marek Zidlicky, 2005-06

18 - Kimmo Timonen, 2006-07

- Kimmo Timonen, 2005-06

By Rookie

15 - Craig Smith, 2011-12

13 - Dan Hamhuis, 2003-04

11 - Cody Franson, 2009-10

LONGEST ASSIST STREAK

7 - Kimmo Timonen (8a),

2/23-3/7/03

- Cliff Ronning (10a),

1/6-1/21/00

6 - Ryan Suter (7a),

12/11-22/10

- Marek Zidlicky (6a),

3/1-3/11/04

- Scott Hartnell (8a),

1/16-1/27/03

POINTS

MOST POINTS

85 - Paul Kariya (31g-54a),

2005-06

76 - Paul Kariya (24g-52a),

2006-07

72 - J-P Dumont (29g-43a),

2007-08

- Jason Arnott (28g-44a),

2007-08

By Left Wing

85 - Paul Kariya (31g-54a),

2005-06

76 - Paul Kariya (24g-52a),

2006-07

68 - Steve Sullivan (31g-37a),

2005-06

By Center

72 - Jason Arnott (28g-44a),

2007-08

63 - David Legwand (27g-36a),

2006-07

62 - Cliff Ronning (26g-36a),

1999-00

- Cliff Ronning (19g-43a),

2000-01

By Right Wing

72 - J-P Dumont (29g-43a),

2007-08

67 - Scott Walker (25g-42a),

2003-04

66 - J-P Dumont (21g-45a),

2006-07

By Defenseman

55 - Kimmo Timonen

(13g-42a), 2006-07

53 - Shea Weber (23g-30a),

2008-09

- Marek Zidlicky (14g-39a),

2003-04

50 - Kimmo Timonen (11g-39a),

2005-06

By Rookie

37 - Alexander Radulov

(18g-19a), 2006-07

36 - Craig Smith (14g-22a),

2011-12

33 - Martin Erat (9g-24a),

2001-02

MOST POINTS AT HOME

44 - Paul Kariya (16g-28a),

2005-06

43 - J-P Dumont (14g-29a),

2006-07

- Paul Kariya (12g-31a),

2006-07

By Defenseman

33 - Kimmo Timonen (9g-24a),

2006-07

30 - Shea Weber (12g-18a),

2011-12

- Marek Zidlicky (7g-23a),

2003-04

29 - Shea Weber (12g-17a),

2010-11

By Rookie

23 - Alexander Radulov

(10g-13a), 2006-07

18 - Martin Erat (4g-14a),

2001-02

13 - Adam Hall (8g-5a), 2002-

03

MOST POINTS ON ROAD

41 - Paul Kariya (15g-26a),

2005-06

37 - J-P Dumont (12g-25a),

2008-09

35 - Steve Sullivan (18g-17a),

2005-06

By Defenseman

25 - Shea Weber (10g-15a),

2008-09

- Marek Zidlicky (6g-19a),

2005-06

24 - Shea Weber (12g-12a),

2009-10

- Ryan Suter (4g-20a),

2008-09

23 - three times,

last Marek Zidlicky

(7g-16a), 2003-04

TEAM HISTORY & RECORDS

INDIVIDUAL RECORDS - SEASON

By Rookie

- 25 - Craig Smith (10g-15a), 2011-12
- 18 - David Legwand (9g-9a), 1999-00
- 16 - Marian Cisar (6g-10a), 2000-01
- Dan Hamhuis (3g-13a), 2003-04

LONGEST POINTS STREAK

- 16 - J-P Dumont (8g-14a), 12/29/07-1/31/08
- 11 - Sergei Kostitsyn, (7g-8a), 3/17-4/8/11
- 10 - Steve Sullivan (6g-8a), 1/13-2/3/07
- Steve Sullivan (5g-12a), 3/7-3/25/06

MOST POINTS IN TWO

CONSECUTIVE GAMES

- 7 - Scott Walker (2g-5a), 2/18-2/20/04
- 6 - 16 times, last Martin Erat (1g-5a), 3/26-3/28/09

MOST POINTS IN THREE

CONSECUTIVE GAMES

- 10 - Steve Sullivan (5g-5a), 2/18-2/21/04
- Scott Walker (2g-8a), 2/18-2/21/04
- 8 - Kimmo Timonen (1g-7a), 12/12-12/20/01
- Sebastien Bordeleau (2g-6a), 3/7-3/12/99

SPECIAL TEAMS

MOST POWER-PLAY GOALS

- 14 - Andy Delmore, 2002-03
- Paul Kariya, 2005-06
- 13 - Jason Arnott, 2007-08
- Steve Sullivan, 2005-06

By Defenseman

- 14 - Andy Delmore, 2002-03
- 11 - Andy Delmore, 2001-02
- 10 - Shea Weber, 2011-12
- Shea Weber, 2008-09
- Marek Zidlicky, 2005-06

By Rookie

- 8 - Adam Hall, 2002-03
- 6 - Craig Smith, 2011-12
- 5 - Alexander Radulov, 2006-07
- Marian Cisar, 2000-01

MOST POWER-PLAY POINTS

- 46 - Paul Kariya (14g-32a), 2005-06
- 38 - Kimmo Timonen (8g-30a), 2005-06
- 35 - Marek Zidlicky (9g-26a), 2003-04

By Defenseman

- 38 - Kimmo Timonen (8g-30a), 2005-06
- 35 - Marek Zidlicky (9g-26a), 2003-04
- 30 - Kimmo Timonen (8g-22a), 2003-04

By a Rookie

- 13 - Craig Smith (6g-7a), 2011-12
- 12 - Adam Hall (8g-4a), 2002-03
- 11 - Ville Koistinen (2g-9a), 2007-08
- Alexander Radulov (5g-6a), 2006-07
- Randy Robitaille (2g-9a), 1999-00

MOST SHORTHANDED GOALS

- 4 - Greg Johnson, 2005-06
- Greg Johnson, 2003-04
- Steve Sullivan, 2005-06

MOST SHORTHANDED POINTS

- 6 - Greg Johnson (1g-5a), 2003-04
- 5 - Jerred Smithson (2g-3a), 2007-08
- Scott Walker (3g-2a), 2003-04
- Scott Walker (3g-2a), 2000-01

SHOTS

MOST SHOTS

- 275 - Patric Hornqvist, 2009-10
- 265 - Patric Hornqvist, 2010-11
- 254 - Shea Weber, 2010-11

By Defenseman

- 254 - Shea Weber, 2010-11
- 251 - Shea Weber, 2008-09
- 230 - Shea Weber, 2011-12

By Rookie

- 172 - Craig Smith, 2011-12
- 146 - Adam Hall, 2002-03
- 115 - Dan Hamhuis, 2003-04

PENALTY MINUTES

MOST PENALTY MINUTES

- 242 - Patrick Cote, 1998-99
- 218 - Denny Lambert, 1998-99
- 163 - Darcy Hordichuk, 2005-06

By Defenseman

- 140 - Drake Berehowsky, 1998-99
- 137 - Bob Boughner, 1998-99
- 128 - Cale Hulse, 2000-01

By Rookie

- 242 - Patrick Cote, 1998-99
- 137 - Jordyn Tootoo, 2003-04
- 113 - Rich Clune, 2012-13

PLUS/MINUS

HIGHEST PLUS/MINUS

- +23 - David Legwand, 2006-07
- +21 - Shea Weber, 2011-12
- +20 - Ryan Suter, 2010-11
- Kimmo Timonen, 2006-07

By Defenseman

- +21 - Shea Weber, 2011-12
- +20 - Ryan Suter, 2010-11
- Kimmo Timonen, 2006-07

By Rookie

- +19 - Alexander Radulov, 2006-07
- +15 - Cody Franson, 2009-10
- +13 - Ville Koistinen, 2007-08

GOALTENDING

MOST GAMES PLAYED

- 73 - Pekka Rinne, 2011-12 (led NHL)
- Tomas Vokoun, 2003-04
- 69 - Tomas Vokoun, 2002-03

By Rookie

- 52 - Pekka Rinne, 2008-09
- 37 - Tomas Vokoun, 1998-99
- 22 - Anders Lindback, 2010-11

MOST CONSECUTIVE GAMES PLAYED

- 38 - Tomas Vokoun, 1/16-4/6/03
- 30 - Pekka Rinne, 2/10-4/9/13
- 22 - Chris Mason, 11/23/06-1/6/07
- 21 - Tomas Vokoun, 11/24/03-1/6/04

MOST CONSECUTIVE STARTS

- 38 - Tomas Vokoun, 1/16-4/6/03
- 25 - Pekka Rinne, 2/19-4/9/13
- 21 - Chris Mason, 11/25/06-1/6/07
- Tomas Vokoun, 11/24/03-1/6/04

MOST MINUTES PLAYED

- 4221 - Tomas Vokoun, 2003-04
- 4169 - Pekka Rinne, 2011-12
- 3974 - Tomas Vokoun, 2002-03

By Rookie

- 2999 - Pekka Rinne, 2008-09
- 1954 - Tomas Vokoun, 1998-99
- 1131 - Anders Lindback, 2010-11

MOST WINS

- 43 - Pekka Rinne, 2011-12 (led NHL)
- 36 - Tomas Vokoun, 2005-06
- 34 - Tomas Vokoun, 2003-04
- 33 - Pekka Rinne, 2010-11

By Rookie

- 29 - Pekka Rinne, 2008-09
- 12 - Tomas Vokoun, 1998-99
- 11 - Anders Lindback, 2010-11

MOST CONSECUTIVE WINS

- 11 - Pekka Rinne, 1/7-2/4/12
- 7 - Pekka Rinne, 11/12-11/25/09
- Tomas Vokoun, 10/5-10/25/05
- Tomas Vokoun, 11/21-12/4/03

MOST CONSECUTIVE GAMES UNBEATEN

- 11 - Pekka Rinne (11-0-0), 1/7-2/4/12
- 7 - four times, last Pekka Rinne (7-0-0), 11/12-11/25/09

MOST LOSSES

- 31 - Tomas Vokoun, 2002-03
- 29 - Tomas Vokoun, 2003-04
- 27 - Mike Dunham, 1999-00

MOST OVERTIME LOSSES

- 9 - Pekka Rinne, 2010-11
- 8 - Pekka Rinne, 2012-13
- Pekka Rinne, 2011-12
- 7 - Tomas Vokoun, 2005-06

MOST CONSECUTIVE LOSSES

- 8 - Chris Mason, 2/9-4/27/13
- 7 - Pekka Rinne, 4/4-4/19/13
- Chris Mason, 10/10-10/30/07
- 6 - five times, last Anders Lindback, 12/3/11-2/28/12

MOST TIES

- 11 - Tomas Vokoun, 2002-03
- 10 - Tomas Vokoun, 2003-04
- 9 - Mike Dunham, 2001-02

MOST GOALS ALLOWED

- 178 - Tomas Vokoun, 2003-04
- 166 - Pekka Rinne, 2011-12
- 160 - Tomas Vokoun, 2005-06

LOWEST GOALS-AGAINST AVERAGE (min. 26 games)

- 2.12 - Pekka Rinne, 2010-11
- 2.20 - Tomas Vokoun, 2002-03
- 2.28 - Mike Dunham, 2000-01

By Rookie

- 2.38 - Pekka Rinne, 2008-09
- 2.95 - Tomas Vokoun, 1998-99

HIGHEST SAVE PERCENTAGE (min. 26 games)

- .930 - Pekka Rinne, 2010-11
- .925 - Chris Mason, 2006-07
- .924 - Dan Ellis, 2007-08 (led NHL)

By Rookie

- .917 - Pekka Rinne, 2008-09
- .908 - Tomas Vokoun, 1998-99

MOST SHUTOUTS

- 7 - Pekka Rinne, 2009-10
- Pekka Rinne, 2008-09
- 6 - Pekka Rinne, 2010-11
- Dan Ellis, 2007-08

TEAM HISTORY & RECORDS

INDIVIDUAL RECORDS - SEASON/GAME

By a Rookie

- 7 - Pekka Rinne, 2008-09
- 2 - Anders Lindback, 2010-11
- 1 - Tomas Vokoun, 1998-99

LONGEST SHUTOUT STREAK

- 233:39 - Dan Ellis,
3/22/08-3/30/08
- 155:06 - Pekka Rinne,
2/12-2/16/13
- 149:04 - Pekka Rinne,
3/16-3/21/10

MOST GOALS

- 1 - Chris Mason, 2005-06

MOST ASSISTS

- 5 - Pekka Rinne, 2011-12
- 2 - four times, last Tomas Vokoun, 2006-07

MOST POINTS

- 5 - Pekka Rinne, 2011-12
- 2 - four times, last Tomas Vokoun (2a), 2006-07

MOST PENALTY MINUTES

- 35 - Tomas Vokoun, 2003-04
- 28 - Tomas Vokoun, 2002-03
- 26 - Tomas Vokoun, 2005-06

INDIVIDUAL RECORDS - GAME

GOALS

MOST GOALS

- 3 - 21 times, last Sergei Kostitsyn, 1/1/12 vs. Calgary

By Defenseman

- 2 - 22 times, last Shea Weber, 3/31/12 at Chicago

By Goaltender

- 1 - Chris Mason, 4/15/06 vs. Phoenix

MOST GOALS AGAINST

- 3 - 31 times, last Curtis Glencross, 3/15/13 vs. Calgary

ASSISTS

MOST ASSISTS

- 5 - Marek Zidlicky, 2/18/04 vs. San Jose
- 4 - J-P Dumont, 10/22/09 at Ottawa
- Martin Erat, 3/28/09 vs. Los Angeles
- Mike Sillinger, 3/18/06 vs. Calgary
- Dan Hamhuis, 3/4/04 at Pittsburgh

By Defenseman

- 5 - Marek Zidlicky, 2/18/04 vs. San Jose
- 4 - Dan Hamhuis, 3/4/04 at Pittsburgh
- 3 - 18 times, last Shea Weber, 3/8/13 vs. Edmonton

By Rookie

- 4 - Dan Hamhuis, 3/4/04 at Pittsburgh
- 3 - Craig Smith, 12/1/11 at Vancouver
- Alexander Radulov, 12/23/06 vs. Los Angeles

By Rookie in his NHL debut

- 1 - 10 times, last Nick Spaling, 12/15/09 vs. Tampa Bay

By Goaltender

- 1 - 23 times, last Pekka Rinne, 1/19/13 vs. Columbus

MOST ASSISTS BY OPPONENT

- 5 - Peter Forsberg, 1/1/03 vs. Colorado
- Wayne Gretzky, 2/15/99 vs. NY Rangers
- 4 - seven times, last Rostislav Klesla, 3/28/13 vs. Phoenix

POINTS

MOST POINTS

- 5 - J-P Dumont (1g-4a), 10/22/09 at Ottawa
- Dan Hamhuis (1g-4a), 3/4/04 at Pittsburgh
- Marek Zidlicky (5a), 2/18/04 vs. San Jose
- 4 - 29 times, last Colin Wilson (2g-2a), 3/8/13 vs. Edmonton

By Defenseman

- 5 - Dan Hamhuis (1g-4a), 3/4/04 at Pittsburgh
- Marek Zidlicky (5a), 2/18/04 vs. San Jose
- 4 - Roman Josi (2g-2a), 2/25/13 vs. Dallas
- Shea Weber (1g-3a), 10/18/08 vs. Columbus
- Kimmo Timonen (1g-3a), 12/20/01 vs. Vancouver

By Rookie

- 5 - Dan Hamhuis (1g-4a), 3/4/04 at Pittsburgh
- 3 - nine times, last Craig Smith (1g-2a), 4/7/12 at Colorado

By Rookie in his NHL debut

- 1 - 12 times, last Kevin Henderson (1g), 4/19/13 at Chicago

By Goaltender

- 1 - 24 times, last Pekka Rinne (1a), 1/19/13 vs. Columbus

MOST POINTS BY OPPONENT

- 6 - Peter Forsberg (1g-5a), 1/1/03 vs. Colorado
- 5 - Milan Hejduk (2g-3a), 1/1/03 vs. Colorado
- Wayne Gretzky (0g-5a), 2/15/99 vs. NY Rangers

SPECIAL TEAMS

MOST POWER PLAY GOALS

- 3 - Steve Sullivan, 2/18/04 vs. San Jose
- 2 - 29 times, last Andrei Kostitsyn, 3/10/12 vs. Detroit

MOST POWER PLAY GOALS AGAINST

- 3 - Tomas Holmstrom, 2/24/07 vs. Detroit
- 2 - 21 times, last Jeff Carter & Ryan Johansen, 12/22/11 vs. Columbus

MOST SHORTHANDED GOALS

- 2 - Scott Nichol, 1/19/08 at St. Louis

MOST SHORTHANDED GOALS AGAINST

- 1 - 97 times, last Mark Giordano & Blake Comeau, 3/21/13 vs. Calgary

SHOTS

MOST SHOTS

- 14 - Patric Hornqvist, 12/28/10 vs. Dallas
- 12 - Patric Hornqvist, 2/18/13 at Colorado
- Jason Arnott, 12/4/07 at Toronto
- 11 - Steve Sullivan, 11/14/09 vs. Montreal

By Defenseman

- 10 - Shea Weber, 1/2/10 vs. Anaheim
- Shea Weber, 2/21/08 vs. Vancouver
- 8 - nine times, last Shea Weber, 3/22/12 vs. Winnipeg

By Rookie

- 9 - Adam Hall, 1/1/03 vs. Colorado
- 7 - Craig Smith, 12/13/11 vs. Calgary
- Ville Koistinen, 12/27/07 vs. Columbus

MOST SHOTS BY OPPONENT

- 11 - Jeff Carter, 3/16/10 vs. Philadelphia

TEAM HISTORY & RECORDS

INDIVIDUAL RECORDS - GAME/PERIOD

PENALTY MINUTES

MOST PENALTY MINUTES

- 35 - Jeremy Stevenson,
10/25/05 vs. Chicago
- 27 - Scott Nichol, 12/21/06
vs. Buffalo
- Darcy Hordichuk, 11/24/05
vs. Los Angeles

By Defenseman

- 25 - Greg de Vries,
3/6/08 at Vancouver
- 22 - Jamie Allison,
10/25/05 vs. Chicago
- 18 - Brendan Witt, 4/15/06 vs.
Phoenix

By Rookie

- 19 - Marian Cisar, 1/29/01
at Phoenix
- 17 - four times, last Jordin
Tootoo, 12/22/03 vs.
Phoenix

MOST PENALTY MINUTES BY OPPONENT

- 34 - Krzysztof Oliwa, 3/20/04
at Calgary
- Steve Yzerman, 10/30/03
vs. Detroit
- 32 - Kevin Bieksa, 3/6/08
at Vancouver
- 30 - Kirk Maltby, 10/30/03
vs. Detroit

GOALTENDING

MOST SAVES

- 54 - Dan Ellis, 11/11/08
at San Jose
- 52 - Mike Dunham, 10/21/98 at
Detroit
- 50 - Tomas Vokoun, 12/23/98
vs. Detroit

MOST GOALS ALLOWED

- 7 - four times, last Tomas
Vokoun, 10/5/06 vs.
Chicago

MOST PENALTY MINUTES

- 17 - Tomas Vokoun, 3/20/04
at Calgary
- 14 - Tomas Vokoun, 1/16/03
at Calgary
- 12 - Tomas Vokoun, 1/13/06
at Carolina

MOST SAVES AGAINST

- 53 - Carey Price, 11/14/09
vs. Montreal
- 51 - Steve Shields,
10/14/99 vs. San Jose
- 49 - Roberto Luongo,
2/21/08 vs. Vancouver

INDIVIDUAL RECORDS - PERIOD

GOALS

MOST GOALS

- 3 - Steve Sullivan, 12/14/06 vs.
Ottawa (2nd per.)
- Rob Valicevic, 11/10/99 at
Chicago (1st per.)

MOST GOALS AGAINST

- 3 - three times, last Curtis
Glencross 3/15/13 at
Calgary (3rd per.)

ASSISTS

MOST ASSISTS

- 3 - 11 times, last Martin
Erat, 2/24/09 vs.
Chicago (3rd per.)

MOST ASSISTS BY OPPONENT

- 4 - Rostislav Klesla, 3/28/13
vs. Phoenix (1st per.)
- Paul Kariya, 12/16/98 at
Anaheim (2nd per.)

POINTS

MOST POINTS

- 3 - 30 times, last David
Legwand (2g-1a), 10/8/11
at St. Louis (3rd per.)

MOST POINTS AGAINST

- 4 - Rostislav Klesla, 3/28/13 vs.
Phoenix (1st per.)
- Joe Pavelski (2g-2a),
3/11/10 at San Jose
(3rd per.)
- Paul Kariya (4a), 12/16/98
at Anaheim (2nd per.)

SPECIAL TEAMS

MOST POWER PLAY GOALS

- 2 - nine times, last Patric
Hornqvist, 2/4/10 vs.
Colorado (2nd per.)

MOST POWER PLAY GOALS AGAINST

- 2 - seven times, last Jeff
Carter, 12/22/11 vs.
Columbus (2nd per.)

MOST SHORTHANDED GOALS

- 2 - Scott Nichol, 1/19/08 at St.
Louis (2nd per.)

MOST SHORTHANDED GOALS AGAINST

- 1 - 97 times, last Mark
Giordano & Blake Comeau,
3/21/13 vs. Calgary
(1st per.)

SHOTS

MOST SHOTS

- 8 - Patric Hornqvist, 2/18/13 at
Colorado (3rd per.)

MOST SHOTS AGAINST

- 7 - Henrik Zetterberg, 2/24/07
vs. Detroit (2nd per.)
- Rob Blake, 3/4/99 at Los
Angeles (3rd per.)
- Andreas Johansson,
10/17/98 at Ottawa
(1st per.)

PENALTY MINUTES

MOST PENALTY MINUTES

- 30 - Jeremy Stevenson,
10/25/05 vs. Chicago
(3rd per.)
- 27 - Scott Nichol, 12/21/06 vs.
Buffalo (3rd per.)
- Darcy Hordichuk, 11/24/05
vs. Los Angeles (3rd per.)

MOST PENALTY MINUTES, OPPONENT

- 34 - Krzysztof Oliwa, 3/20/04 at
Calgary (3rd per.)
- 32 - Kevin Bieksa, 3/6/08 at
Vancouver (3rd per.)
- 27 - Todd Simpson, 12/21/05 at
Chicago (3rd per.)
- Sylvain Blouin, 3/31/01 vs.
Minnesota (3rd per.)

GOALTENDING

MOST SAVES

- 27 - Mike Dunham, 10/21/98
at Detroit (2nd per.)
- 25 - Pekka Rinne, 2/10/09
vs. Detroit (1st per.)
- 22 - Chris Mason, 1/13/07
at Columbus (3rd per.)

MOST SAVES AGAINST

- 23 - Carey Price, 11/14/09 vs.
Montreal (1st per.)
- 22 - Jussi Markkanen, 2/28/04
vs. NY Rangers (2nd per.)
- 21 - Jose Theodore, 3/10/03 vs.
Montreal (2nd per.)
- Jocelyn Thibault, 1/8/00
vs. Chicago (1st per.)

MOST GOALS ALLOWED

- 5 - Pekka Rinne, 10/22/09 at
Ottawa (3rd per.)

PLAYOFFS





PLAYOFFS

ALL-TIME PLAYOFF RESULTS

2004 Western Conference Quarterfinals

Date	Game	Result	Score	Location	*Goaltenders	Winning Goal
4/7/04	1	L	1-3	at Detroit	VOKOUN/Legace	Holmstrom
4/10/04	2	L	1-2	at Detroit	VOKOUN/Legace	Schneider
4/11/04	3	W	3-1	at NASHVILLE	VOKOUN/Legace	HALL
4/13/04	4	W	3-0	at NASHVILLE	VOKOUN/Legace	SULLIVAN
4/15/04	5	L	1-4	at Detroit	VOKOUN/Joseph	Hull
4/17/04	6	L	0-2	at NASHVILLE	VOKOUN/Joseph	Whitney

Detroit wins series, 4-2.

Leading scorers: Nashville - Hall (2g-1a), Hartnell (1g-2a), Johnson (1g-2a) & York (3a); Detroit - Lang (2g-4a).

2006 Western Conference Quarterfinals

Date	Game	Result	Score	Location	*Goaltenders	Winning Goal
4/21/06	1	W	4-3	at NASHVILLE	MASON/Toskala	HALL
4/23/06	2	L	0-3	at NASHVILLE	MASON/Toskala	Cheechoo
4/25/06	3	L	1-4	at San Jose	MASON/Toskala	Bernier
4/27/06	4	L	4-5	at San Jose	MASON/Toskala	Marleau
4/30/06	5	L	1-2	at NASHVILLE	MASON/Toskala	Marleau

San Jose wins series, 4-1.

Leading scorers: Nashville - Kariya (2g-5a); San Jose - Marleau (7g-1a).

2007 Western Conference Quarterfinals

Date	Game	Result	Score	Location	*Goaltenders	Winning Goal
4/11/07	1	L	4-5 (2OT)	at NASHVILLE	VOKOUN/Nabokov	Rissmiller
4/13/07	2	W	5-2	at NASHVILLE	VOKOUN/Nabokov	DUMONT
4/16/07	3	L	1-3	at San Jose	VOKOUN/Nabokov	Clowe
4/18/07	4	L	2-3	at San Jose	VOKOUN/Nabokov	Michalek
4/20/07	5	L	2-3	at NASHVILLE	VOKOUN/Nabokov	Marleau

San Jose wins series, 4-1.

Leading scorers: Nashville - Dumont (4g-2a); San Jose - Marleau (3g-3a) & Thornton (6a).

2008 Western Conference Quarterfinals

Date	Game	Result	Score	Location	*Goaltenders	Winning Goal
4/10/08	1	L	1-3	at Detroit	ELLIS/Hasek	Zetterberg
4/12/08	2	L	2-4	at Detroit	ELLIS/Hasek	Draper
4/14/08	3	W	5-3	at NASHVILLE	ELLIS/Hasek	ARNOTT
4/16/08	4	W	3-2	at NASHVILLE	ELLIS/Hasek	de VRIES
4/18/08	5	L	1-2 (OT)	at Detroit	ELLIS/Osgood	Franzen
4/20/08	6	L	0-3	at NASHVILLE	ELLIS/Osgood	Lidstrom

Detroit wins series, 4-2.

Leading scorers: Nashville - Alexander Radulov (2g-2a), Martin Erat (1g-3a), Shea Weber (1g-3a);

Detroit - Pavel Datsyuk (3g-2a), Jiri Hudler (2g-3a), Niklas Kronwall (5a).

2010 Western Conference Quarterfinals

Date	Game	Result	Score	Location	*Goaltenders	Winning Goal
4/16/10	1	W	4-1	at Chicago	RINNE/Niemi	DUMONT
4/18/10	2	L	0-2	at Chicago	RINNE/Niemi	Bolland
4/20/10	3	W	4-1	at NASHVILLE	RINNE/Niemi	LEGWAND
4/22/10	4	L	0-3	at NASHVILLE	RINNE/Niemi	Sharp
4/24/10	5	L	4-5 (OT)	at Chicago	RINNE/Niemi	Hossa
4/26/10	6	L	3-5	at NASHVILLE	RINNE/Niemi	Toews

Chicago wins series, 4-2.

Leading scorers: Nashville - David Legwand (2g-5a); Chicago - Jonathan Toews (2g-6a).

* Goaltender of record.

ALL-TIME PLAYOFF RESULTS

2011 Western Conference Quarterfinals

Date	Game	Result	Score	Location	*Goaltenders	Winning Goal
4/13/2011	1	W	4-1	at Anaheim	RINNE/Elis	SULLIVAN
4/15/2011	2	L	3-5	at Anaheim	RINNE/Emery	Getzlaf
4/17/2011	3	W	4-3	at NASHVILLE	RINNE/Emery	FISHER
4/20/2011	4	L	3-6	at NASHVILLE	RINNE/Emery	Perry
4/22/2011	5	W	4-3 (OT)	at Anaheim	RINNE/Emery	SMITHSON
4/24/2011	6	W	4-2	at NASHVILLE	RINNE/Emery	SPALING

Nashville wins series, 4-2.

Leading scorers: Nashville - Mike Fisher (3g-3a); Anaheim - Corey Perry (2g-6a).

2011 Western Conference Semifinals

Date	Game	Result	Score	Location	*Goaltenders	Winning Goal
4/28/2011	1	L	0-1	at Vancouver	RINNE/Luong	Higgins
4/30/2011	2	W (2OT)	2-1	at Vancouver	RINNE/Luong	HALISCHUK
5/3/2011	3	L (OT)	2-3	at NASHVILLE	RINNE/Luong	Kesler
5/5/2011	4	L	2-4	at NASHVILLE	RINNE/Luong	Kesler
5/7/2011	5	W	4-3	at Vancouver	RINNE/Luong	WARD
5/9/2011	6	L	1-2	at NASHVILLE	RINNE/Luong	D. Sedin

Vancouver wins series, 4-2.

Leading scorers: Nashville - Joel Ward (4g-4a); Vancouver - Ryan Kesler (5g-6a).

2012 Western Conference Quarterfinals

Date	Game	Result	Score	Location	*Goaltenders	Winning Goal
4/11/12	1	W	3-2	at NASHVILLE	RINNE/Howard	BOUROQUE
4/13/12	2	L	2-3	at NASHVILLE	RINNE/Howard	Franzen
4/15/12	3	W	3-2	at Detroit	RINNE/Howard	S. KOSTITSYN
4/17/12	4	W	3-1	at Detroit	RINNE/Howard	KLEIN
4/20/12	5	W	2-1	at NASHVILLE	RINNE/Howard	LEGWAND

Nashville wins series, 4-1.

Leading scorers: Nashville - Alexander Radulov (1g-4a); Detroit - Henrik Zetterberg (2g-1a) & Pavel Datsyuk (1g-2a).


2012 Western Conference Semifinals

Date	Game	Result	Score	Location	*Goaltenders	Winning Goal
4/27/12	1	L (OT)	3-4	at Phoenix	RINNE/Smith	Whitney
4/29/12	2	L	3-5	at Phoenix	RINNE/Smith	Pyatt
5/2/12	3	W	2-0	at NASHVILLE	RINNE/Smith	LEGWAND
5/4/12	4	L	0-1	at NASHVILLE	RINNE/Smith	Doan
5/7/12	5	L	1-2	at Phoenix	RINNE/Smith	Hanzal

Phoenix wins series, 4-1.

Leading scorers: Nashville - Ryan Suter (1g-3a); Phoenix - Shane Doan (2g-2a), Antoine Vermette (2g-2a) & Martin Hanzal (1g-3a).

* Goaltender of record.



PLAYOFFS

ALL-TIME PLAYOFF STATISTICS

NO	PLAYER	GP	G	A	PTS	PIM	PP	SH	GW	S	%	+/-	TF	FW	F%	MIN	H	BS
11	David Legwand	47	13	15	28	46	2	3	3	115	11.3%	7	747	352	47.1%	19:28	33	18
10	Martin Erat	46	8	15	23	36	3	0	0	72	11.1%	-7	47	16	34.0%	18:22	63	19
6	Shea Weber	43	10	10	20	37	4	0	0	107	9.3%	-2	0	0	0.0%	24:23	106	68
29	Joel Ward	18	9	8	17	6	2	1	1	40	22.5%	5	50	19	38.0%	20:15	31	10
47	Alexander Radulov	18	6	8	14	29	1	0	0	40	15.0%	3	5	2	0.0%	16:19	11	9
20	Ryan Suter	39	4	9	13	22	1	0	0	84	4.8%	-4	0	0	0.0%	26:14	52	56
71	J-P Dumont	20	6	6	12	6	1	1	2	25	24.0%	1	0	0	0.0%	15:47	11	4
12	Mike Fisher	22	4	7	11	19	0	0	1	46	8.7%	-5	436	202	0.0%	20:43	58	23
26	Steve Sullivan	26	3	7	10	10	0	0	2	39	7.7%	-2	37	13	35.1%	15:03	11	3
55/14/22	Jordin Tootoo	39	3	7	10	63	0	0	0	60	5.0%	2	1	0	0.0%	9:50	78	3
8	Kevin Klein	28	3	6	9	12	0	0	1	28	10.7%	2	6	2	0.0%	19:26	43	35
9	Paul Kariya	10	2	7	9	2	2	0	0	22	9.1%	-4	0	0	0.0%	20:11	6	5
13	Nick Spaling	28	2	7	9	0	0	0	1	21	9.5%	7	218	110	0.0%	14:01	30	14
2	Dan Hamhuis	28	1	8	9	18	1	0	0	32	3.1%	-12	0	0	0.0%	21:27	60	22
27	Patric Hornqvist	24	3	5	8	12	2	0	0	80	3.8%	-3	8	2	0.0%	15:09	24	12
32/4	Cody Franson	16	1	6	7	2	0	0	0	27	3.7%	1	0	0	0.0%	13:45	12	11
74	Sergei Kostitsyn	22	1	6	7	6	0	0	1	17	5.9%	-3	3	0	0.0%	17:09	15	4
19	Jason Arnott	15	5	1	6	6	2	0	1	43	11.6%	-4	266	115	43.2%	18:29	21	4
17	Scott Hartnell	16	3	3	6	34	1	0	0	25	12.0%	2	13	2	15.4%	14:10	27	2
44	Kimmo Timonen	16	1	5	6	18	0	1	0	33	3.0%	-4	0	0	0.0%	24:29	10	16
3	Marek Zidlicky	14	0	6	6	14	0	0	0	26	0.0%	-3	0	0	0.0%	17:25	10	17
57	Gabriel Bourque	10	3	2	5	4	0	0	1	13	23.1%	0	5	1	20.0%	12:59	21	1
46	Andrei Kostitsyn	8	3	1	4	2	0	0	0	12	25.0%	3	3	1	33.3%	15:30	17	2
18	Adam Hall	11	3	1	4	2	1	0	2	20	15.0%	0	88	34	38.6%	15:36	6	3
21	Peter Forsberg	5	2	2	4	12	0	0	0	7	28.6%	2	64	33	51.6%	20:57	16	2
22	Greg Johnson	11	1	3	4	2	0	0	0	10	10.0%	4	167	88	52.7%	16:23	1	0
5	Greg Zanon	11	0	4	4	6	0	0	0	8	0.0%	0	0	0	0.0%	19:38	21	18
81	Mike Sillinger	5	2	1	3	12	1	0	0	7	28.6%	-1	96	67	69.8%	17:09	3	3
24	Matt Halischuk	17	2	1	3	4	0	0	1	7	28.6%	0	7	1	14.3%	10:21	5	4
25	Jerred Smithson	31	2	1	3	37	0	0	1	26	7.7%	-1	255	138	54.1%	13:06	51	18
38	Vernon Fiddler	13	1	2	3	4	0	0	4	14	7.1%	-4	80	48	60.0%	13:51	14	4
27	Jason York	6	0	3	3	4	0	0	0	9	0.0%	2	0	0	0.0%	21:27	0	0
51	Francis Bouillon	16	0	3	3	8	0	0	0	11	0.0%	6	0	0	0.0%	16:30	38	19
33	Vladimir Orszagh	6	2	0	2	4	0	0	0	5	40.0%	-2	1	1	100.0%	16:08	0	0
28	Paul Gaustad	10	1	1	2	5	0	0	0	6	16.7%	-1	158	95	60.1%	11:35	17	8
18	Brandon Yip	10	1	1	2	6	0	0	0	11	9.1%	-1	2	0	0.0%	8:57	11	4
33	Colin Wilson	13	1	1	2	0	0	0	0	17	5.9%	-1	10	4	40.0%	9:00	10	5
37	Denis Grebeshkov	2	0	2	2	0	0	0	0	0	0.0%	2	0	0	0.0%	11:22	2	0
37	Rich Peverley	6	0	2	2	0	0	0	0	4	0.0%	0	37	16	43.2%	8:51	2	3
17	Jan Hlavac	6	0	2	2	2	0	0	0	10	0.0%	-4	4	2	50.0%	18:12	6	1
7	Jonathon Blum	12	0	2	2	0	0	0	0	11	0.0%	2	0	0	0.0%	18:51	14	24
5	Blake Geoffrion	12	0	2	2	4	0	0	0	12	0.0%	1	50	27	54.0%	7:37	13	3
14	Radek Bonk	6	1	0	1	2	0	0	0	12	8.3%	-3	85	47	55.3%	17:56	9	5
7	Greg de Vries	6	1	0	1	2	0	0	1	3	33.3%	-2	0	0	0.0%	19:40	7	9
9	Sergei Zholtok	6	1	0	1	0	1	0	0	6	16.7%	-3	60	21	35.0%	10:33	0	0

PLAYOFFS

ALL-TIME PLAYOFF STATISTICS

NO	PLAYER	GP	G	A	PTS	PIM	PP	SH	GW	S	%	+/-	TF	FW	F%	MIN	H	BS
15	Craig Smith	2	0	1	1	0	0	0	0	3	0.0%	-1	0	0	0.0%	8:24	5	0
5	Brad Bombardir	6	0	1	1	2	0	0	0	3	0.0%	1	0	0	0.0%	19:38	0	0
9	Marcel Goc	6	0	1	1	2	0	0	0	13	0.0%	-2	73	36	49.3%	16:06	11	7
24	Scott Walker	11	0	1	1	12	0	0	0	19	0.0%	-3	11	2	18.2%	18:16	5	2
35	Pekka Rinne	28	0	1	1	2	0	0	0	0	0.0%	--	--	--	--	--	--	
39	Anders Lindback	1	0	0	0	0	0	0	0	0	0.0%	--	--	--	--	--	--	
15	Josh Langfeld	1	0	0	0	0	0	0	0	0	0.0%	0	0	0	0.0%	6:30	1	0
19	Jim McKenzie	1	0	0	0	0	0	0	0	0	0.0%	0	0	0	0.0%	3:32	0	0
94	Yanic Perreault	1	0	0	0	2	0	0	0	2	0.0%	0	10	6	60.0%	10:09	0	0
14	Ramzi Abid	2	0	0	0	0	0	0	0	0	0.0%	-1	0	0	0.0%	5:17	1	0
38	Jack Hillen	2	0	0	0	2	0	0	0	1	0.0%	1	0	0	0.0%	7:53	0	0
7	Scottie Upshall	2	0	0	0	0	0	0	0	4	0.0%	0	0	0	0.0%	11:56	5	0
24	Brandon Bochenski	3	0	0	0	0	0	0	0	4	0.0%	-1	0	0	0.0%	6:36	1	0
49	Ryan Ellis	3	0	0	0	0	0	0	0	2	0.0%	2	0	0	0.0%	6:53	3	2
14	Dustin Boyd	4	0	0	0	0	0	0	0	4	0.0%	-1	16	9	56.3%	7:03	4	1
75	Hal Gill	5	0	0	0	0	0	0	0	3	0.0%	2	0	0	0.0%	15:07	7	7
34	Shane Hnidy	5	0	0	0	6	0	0	0	4	0.0%	0	0	0	0.0%	12:31	0	0
55	Danny Markov	5	0	0	0	6	0	0	0	6	0.0%	-1	0	0	0.0%	19:21	8	7
30	Chris Mason	5	0	0	0	0	0	0	0	0	0.0%	--	--	--	--	--	--	
19	Brendan Witt	5	0	0	0	12	0	0	0	5	0.0%	-3	0	0	0.0%	17:07	19	12
21	Andreas Johansson	6	0	0	0	0	0	0	0	5	0.0%	-3	41	13	31.7%	15:17	0	0
39	Dan Ellis	6	0	0	0	0	0	0	0	0	0.0%	--	--	--	--	--	--	
28	Jeremy Stevenson	6	0	0	0	8	0	0	0	3	0.0%	-1	0	0	0.0%	6:43	0	0
16	Darcy Hordichuk	7	0	0	0	2	0	0	0	1	0.0%	0	0	0	0.0%	3:33	11	0
59	Roman Josi	10	0	0	0	10	0	0	0	12	0.0%	-4	0	0	0.0%	18:47	3	21
12	Scott Nichol	10	0	0	0	19	0	0	0	6	0.0%	-1	48	27	56.3%	9:00	12	3
4	Mark Eaton	11	0	0	0	10	0	0	0	9	0.0%	-2	0	0	0.0%	18:55	5	12
29	Tomas Vokoun	11	0	0	0	2	0	0	0	0	0.0%	--	--	--	--	--	--	
55	Shane O'Brien	12	0	0	0	18	0	0	0	6	0.0%	-2	0	0	0.0%	16:47	42	20

NO	GOALIE	GP	MIN	GAA	W	L	SO	GA	SA	SV%	G	A	PIM
35	Pekka Rinne	28	1716	2.41	13	15	1	69	818	.916	0	1	2
29	Tomas Vokoun	11	680	2.47	3	8	1	28	360	.922	0	0	2
39	Dan Ellis	6	357	2.52	2	4	0	15	240	.938	0	0	0
30	Chris Mason	5	296	3.45	1	4	0	17	171	.901	0	0	0
39	Anders Lindback	1	13	0.00	0	0	0	0	9	1.000	0	0	0



PLAYOFFS

PLAYOFF LEADERBOARD

CAREER	PLAYOFF SEASON				PLAYOFF SERIES			
GAMES PLAYED								
David Legwand	47							
Martin Erat	46							
Shea Weber	43							
Ryan Suter	39							
GOALS								
David Legwand	13	Joel Ward	2011	7	Joel Ward	2011 WCS vs. VAN	4	
Shea Weber	10	David Legwand	2011	6	David Legwand	2011 WCS vs. VAN	4	
Joel Ward	9	Martin Erat	2010	4	Martin Erat	2010 WCO vs. CHI	4	
Martin Erat	8	J-P Dumont	2007	4	J-P Dumont	2007 WCO vs. S.J.	4	
Alexander Radulov	6							
J-P Dumont	6							
ASSISTS								
David Legwand	15	Joel Ward	2011	6	David Legwand	2010 WCO vs. CHI	5	
Martin Erat	15	eight tied		5	Paul Kariya	2006 WCO vs. S.J.	5	
Shea Weber	10				Alexander Radulov	2012 WCO vs. DET	4	
Ryan Suter	9				Jordin Tootoo	2011 WCO vs. ANA	4	
					Cody Franson	2011 WCO vs. ANA	4	
					Sergei Kostitsyn	2011 WCO vs. ANA	4	
POINTS								
David Legwand	28	Joel Ward	2011	13	Joel Ward	2011 WCS vs. VAN	8	
Martin Erat	23	David Legwand	2011	9	David Legwand	2010 WCO vs. CHI	7	
Shea Weber	20	Mike Fisher	2011	7	Paul Kariya	2006 WCO vs. S.J.	7	
Joel Ward	17	J-P Dumont	2010	7	Mike Fisher	2011 WCO vs. ANA	6	
Alexander Radulov	14	Paul Kariya	2006	7	J-P Dumont	2007 WCO vs. S.J.	6	
PENALTY MINUTES								
Jordin Tootoo	63	Jordin Tootoo	2011	28	Scott Hartnell	2007 WCO vs. S.J.	28	
David Legwand	46	Scott Hartnell	2007	28	Jordin Tootoo	2011 WCO vs. ANA	22	
Jerred Smithson	37	Jordin Tootoo	2007	21	Jordin Tootoo	2007 WCO vs. S.J.	21	
Shea Weber	37	Alexander Radulov	2007	19	Alexander Radulov	2007 WCO vs. S.J.	19	
Martin Erat	36	Shane O'Brien	2011	18				
GOALTENDING								
CAREER	PLAYOFF SEASON				PLAYOFF SERIES			
GAMES PLAYED								
Pekka Rinne	28	Pekka Rinne	2011	12	four times	6		
Tomas Vokoun	11							
Dan Ellis	6							
Chris Mason	5							
MINUTES								
Pekka Rinne	1716	Pekka Rinne	2011	748	Pekka Rinne	2011 WCS vs. VAN	402	
Tomas Vokoun	680	Pekka Rinne	2012	609	Pekka Rinne	2010 WCO vs. CHI	358	
Dan Ellis	357	Pekka Rinne	2010	358	Dan Ellis	2008 WCO vs. DET	357	
Chris Mason	296	Dan Ellis	2008	357	Tomas Vokoun	2004 WCO vs. DET	356	
SHUTOUTS								
Pekka Rinne	1	Pekka Rinne	2012	1	Pekka Rinne	2012 WCS vs. PHX	1	
Tomas Vokoun	1	Tomas Vokoun	2004	1	Tomas Vokoun	2004 WCO vs. DET	1	
GAA (MIN. 4 GP)								
Pekka Rinne	2.41	Tomas Vokoun	2004	2.02	Pekka Rinne	2012 WCO vs. DET	1.81	
Tomas Vokoun	2.47	Pekka Rinne	2012	2.07	Pekka Rinne	2011 WCS vs. VAN	1.94	
Dan Ellis	2.52	Dan Ellis	2008	2.52	Tomas Vokoun	2004 WCO vs. DET	2.02	
Chris Mason	3.45	Pekka Rinne	2011	2.57	Dan Ellis	2008 WCO vs. DET	2.52	
SAVE % (MIN. 4 GP)								
Dan Ellis	.938	Tomas Vokoun	2004	.939	Pekka Rinne	2012 WCO vs. DET	.944	
Tomas Vokoun	.922	Dan Ellis	2008	.938	Tomas Vokoun	2004 WCO vs. DET	.939	
Pekka Rinne	.916	Pekka Rinne	2012	.929	Dan Ellis	2008 WCO vs. DET	.938	
Chris Mason	.901	Pekka Rinne	2010	.911	Pekka Rinne	2011 WCS vs. VAN	.932	
WINS								
Pekka Rinne	13	Pekka Rinne	2011	6	Pekka Rinne	2012 WCO vs. DET	4	
Tomas Vokoun	3	Pekka Rinne	2012	5	Pekka Rinne	2011 WCO vs. ANA	4	
Dan Ellis	2							
Chris Mason	1							

PLAYOFFS

PLAYOFF YEAR-BY-YEAR LEADERS

SEASON	GOALS	ASSISTS	POINTS
2004	Hall/Orszagh 2	Jason York 3	Four tied with 3
2006	Three tied with 2	Paul Kariya 5	Paul Kariya 7
2007	J-P Dumont 4	Legwand/Weber 3	J-P Dumont 6
2008	Radulov/Tootoo 2	Erat/Weber/Zidlicky 3	Three tied with 4
2010	Martin Erat 4	David Legwand 5	David Legwand 7
2011	Joel Ward 7	Joel Ward 6	Joel Ward 13
2012	Three tied with 3	Radulov 5	Legwand/Radulov 6

SEASON	PIM	PPG	SHG
2004	Kimmo Timonen 10	Sergei Zholtok 1	David Legwand 1
2006	Sillinger/Witt 12	Paul Kariya 2	Kimmo Timonen 1
2007	Scott Hartnell 28	Three tied with 1	J-P Dumont 1
2008	Zidlicky/Erat 8	Radulov/Hamhuis 1	None
2010	David Legwand 8	Jason Arnott 1	Joel Ward 1
2011	Jordin Tootoo 28	Ward/Weber 2	David Legwand 2
2012	Legwand/Josi 10	Five tied with 1	None

SEASON	GWG	SHOTS	SHOOTING %
2004	Hall/Sullivan 1	Scott Walker 14	Vladimir Orszagh 40.0
2006	Adam Hall 1	Kimmo Timonen 17	Shea Weber 50.0
2007	J-P Dumont 1	Legwand/Weber 14	Dumont/Fiddler 50.0
2008	Arnott/de Vries 1	Alexander Radulov 14	Greg de Vries 33.3
2010	Dumont/Legwand 1	Jason Arnott 26	J-P Dumont 28.6
2011	Six tied 1	Patric Hornqvist 43	Halischuk/Sullivan 28.6
2012	David Legwand 2	Patric Hornqvist 36	Andrei Kostitsyn 25.0

SEASON	POINTS (DEFENSEMAN)	PLUS-MINUS RATING	AVERAGE TIME ON ICE
2004	Jason York 3	Greg Johnson +4	Kimmo Timonen 24:15
2006	Kimmo Timonen 4	Ten tied with E	Kimmo Timonen 24:42
2007	Shea Weber 3	J-P Dumont +4	Kimmo Timonen 24:32
2008	Shea Weber 4	Greg Zanon +2	Dan Hamhuis 22:47
2010	Shea Weber 3	David Legwand +5	Shea Weber 24:26
2011	Franson/Suter 6	Tootoo/Ward +4	Ryan Suter 28:51
2012	Klein/Suter 4	Francis Bouillon +7	Ryan Suter 28:49

SEASON	HITS	BLOCKED SHOTS
2006	Brendan Witt 19	Eaton/Witt 12
2007	Peter Forsberg 16	Kimmo Timonen 9
2008	Shea Weber 18	Zanon/Zidlicky 12
2010	Hamhuis/Weber 18	Shea Weber 14
2011	Shane O'Brien 42	Kevin Klein 27
2012	Mike Fisher 33	Kevin Klein 22

SEASON	GAA	WINS	SAVE PERCENTAGE
2004	Tomas Vokoun 2.02	Tomas Vokoun 2	Tomas Vokoun .939
2006	Chris Mason 3.45	Chris Mason 1	Chris Mason .901
2007	Tomas Vokoun 2.96	Tomas Vokoun 1	Tomas Vokoun .902
2008	Dan Ellis 2.52	Dan Ellis 2	Dan Ellis .938
2010	Pekka Rinne 2.68	Pekka Rinne 2	Pekka Rinne .911
2011	Pekka Rinne 2.57	Pekka Rinne 6	Pekka Rinne .907
2012	Pekka Rinne 2.07	Pekka Rinne 5	Pekka Rinne .929

PLAYOFFS

PLAYOFF FIRSTS

FIRST GAME

April 7, 2004

Nashville Predators 1, Detroit Red Wings 3

Joe Louis Arena

Attendance: 20,066 (sellout)

Coaches: Barry Trotz (head coach), Brent Peterson (associate coach) and Peter Horachek (assistant coach)

Captain: Greg Johnson

Starting Line-up

Left Wing - Scott Hartnell

Center - Greg Johnson

Right Wing - Adam Hall

Defenseman - Mark Eaton

Defenseman - Kimmo Timonen

Goaltender - Tomas Vokoun

Players Dressed: Tomas Vokoun, Chris Mason, Dan Hamhuis, Marek Zidlicky, Mark Eaton, Brad Bombardir, Sergei Zholtok, Martin Erat, David Legwand, Scott Hartnell, Adam Hall, Jim McKenzie, Andreas Johansson, Greg Johnson, Scott Walker, Steve Sullivan, Jason York, Jeremy Stevenson, Vladimir Orszagh, Kimmo Timonen

Did Not Dress: Jamie Allison, Denis Arhipov, Shane Hnidy, Jordin Tootoo

FIRST WIN

At Home: 4/11/04 vs. Detroit (3-1)

On Road: 4/16/10 at Chicago (4-1)

In Overtime: 4/22/11 at Anaheim (4-3)

FIRST LOSS

At Home: 4/17/04 vs. Detroit (2-0)

On Road: 4/7/04 vs. Detroit (3-1)

In Overtime: 4/11/07 vs. San Jose (5-4 2OT)

FIRST SERIES VICTORY

2011 WCQ vs. Anaheim (4 games to 2)

FIRST GOAL

Adam Hall (Johnson, Hartnell) at 0:16 of the first period at Detroit on 4/7/04 (3-1 loss)

Players on ice: Hall, Johnson, Hartnell, Eaton, Timonen

FIRST GOAL AGAINST

Kris Draper (Maltby, Thomas) at 0:37 of the third period at Detroit on 4/7/04 (3-1 loss)

FIRST HAT TRICK AGAINST

Patrick Marleau (3g), 4/27/06 in 5-4 loss at San Jose

FIRST TWO-POINT GAME

Adam Hall (1g-1a) vs. Detroit on 4/11/04 (3-1 win)

FIRST THREE/FOUR-POINT GAME

Paul Kariya (4a) vs. San Jose on 4/21/06 (4-3 win)

FIRST GAME-WINNING GOAL

Adam Hall at 19:45 of the first period vs. Detroit on 4/11/04 (3-1 win)

FIRST POWER-PLAY GOAL

Sergei Zholtok (York, Sullivan) at 19:22 of the second period vs. Detroit on 4/15/04 (4-1 loss)

FIRST POWER-PLAY GOAL AGAINST

Mathieu Schneider (Lidstrom, Shanahan) at 17:15 of the third period at Detroit on 4/10/04 (2-1 loss)

FIRST SHORTHANDED GOAL

David Legwand (unassisted) at 18:23 of the first period vs. Detroit on 4/11/04 (3-1 win)

FIRST SHORTHANDED GOAL AGAINST

Brendan Shanahan (Yzerman, Chelios) at 13:18 of the first period at Detroit on 4/15/04 (4-1 loss)

FIRST OVERTIME GOAL

Jerrold Smithson (Tootoo, Spaling) at 1:57 of OT at Anaheim on 4/22/11 (4-3 win)

FIRST OVERTIME GOAL AGAINST

Patrick Rissmiller (Marleau, Grier) at 8:14 of double OT vs. San Jose on 4/11/07 (5-4 loss)

FIRST MINOR PENALTY

Vladimir Orszagh (tripping) at 6:19 of the first period at Detroit on 4/7/04 (3-1 win)

FIRST MAJOR PENALTY

Kimmo Timonen (10:00 misconduct) at 20:00 of the third period at Detroit on 4/10/2004 (2-1 loss)

FIRST PENALTY SHOT

Steve Sullivan at 1:31 of the first period vs. Detroit (Manny Legace) on 4/7/04 (3-1 loss)

GOALTENDER FIRSTS

FIRST WIN

At Home: Tomas Vokoun vs. Detroit on 4/11/04 (3-1 win)

On Road: Pekka Rinne at Chicago on 4/16/10 (4-1 win)

FIRST LOSS

At Home: Tomas Vokoun vs. Detroit on 4/11/04 (2-0 loss)

On Road: Tomas Vokoun vs. Detroit on 4/7/04 (4-1 loss)

FIRST SHUTOUT

Tomas Vokoun vs. Detroit on 4/13/04 (41 saves, 3-0 win)

FIRST SHUTOUT AGAINST

4/17/04 vs. Detroit (Curtis Joseph, 15 saves, 2-0 loss)

PLAYOFFS

ALL-TIME RECORDS/SITUATIONALS

Team	Series	W	L	GP	W	L	GF	GA	Last Mtg.	Round	Result
Anaheim	1	1	0	6	4	2	22	20	2011	WCQ	W 4-2
Chicago	1	0	1	6	2	4	15	17	2010	WCQ	L 2-4
Detroit	3	1	2	17	8	9	34	38	2012	WCQ	W 4-1
Phoenix	1	0	1	5	1	4	9	12	2012	WCS	L 1-4
San Jose	2	0	2	10	2	8	24	33	2007	WCQ	L 1-4
Vancouver	1	0	1	6	2	4	11	14	2011	WCS	L 2-4

PLAYOFF SERIES RESULTS VS. OPPONENTS

ANAHEIM

2011 - WCQ - Nashville won best-of-seven series 4-2, outscoring Anaheim 22-20.

CHICAGO

2010 - WCQ - Chicago won best-of-seven series 4-2, outscoring Nashville 17-15.

DETROIT

2004 - WCQ - Detroit won best-of-seven series 4-2, outscoring Nashville 12-9.

2008 - WCQ - Detroit won best-of-seven series 4-2, outscoring Nashville 17-12.

2012 - WCQ - Nashville won best-of-seven series 4-1, outscoring Detroit 13-9.

PHOENIX

2012 - WCS - Phoenix won best-of-seven series, 4-1, outscoring Nashville 12-9.

SAN JOSE

2006 - WCQ - San Jose won best-of-seven series 4-1, outscoring Nashville 17-10.

2007 - WCQ - San Jose won best-of-seven series 4-1, outscoring Nashville 16-14.

VANCOUVER

2011 - WCS - Vancouver won best-of-seven series, 4-2, outscoring Nashville 14-11.

PLAYOFF SERIES SITUATIONAL STATS

W-L record:	23-33
Series record:	2-7

Record in Conference Quarterfinals:	2-5
W-L record in Conference Quarterfinals:	16-23
Record in Conference Semifinals:	0-2
W-L record in Conference Semifinals:	3-8
Record in Conference Finals:	0-0
W-L record in Conference Finals:	0-0
Record in Stanley Cup Finals:	0-0
W-L record in Stanley Cup Finals:	0-0



SERIES RECORD...

When winning Game 1 of a playoff series:	2-2
When losing Game 1 of a playoff series:	0-5
When winning the first two games of a playoff series:	0-0
When losing the first two games of a playoff series:	0-3
When splitting the first two games of a playoff series:	2-4
When winning the first three games of a playoff series:	0-0
When losing the first three games of a playoff series:	0-0
When winning two of the first three games of a playoff series:	2-1
When losing two of the first three games of a playoff series:	0-6
When winning three of the first four games of a playoff series:	1-0
When losing three of the first four games of a playoff series:	0-4
When splitting the first four games of a playoff series:	1-3
When winning three of the first five games of a playoff series:	2-0
When losing three of the first five games of a playoff series:	0-7
When splitting the first six games of a playoff series:	0-0
Nashville series sweeps:	0
Sweeps against Nashville:	0
W-L record when facing elimination:	1-7
W-L record in Game 7's:	0-0



PLAYOFFS

HAT TRICKS/PENALTY SHOTS/SHUTOUTS

PREDATORS' HAT TRICKS

NO.	DATE	PLAYER	SCORE	GOALTENDER
-----	------	--------	-------	------------

NONE

OPPONENTS' HAT TRICKS

NO.	DATE	PLAYER	SCORE	GOALTENDER
-----	------	--------	-------	------------

1 4/27/06 Patrick Marleau Nashville 4 at San Jose 5 Chris Mason

PREDATORS' PENALTY SHOTS

NO.	DATE	PLAYER	GOALTENDER	SCORE	RESULT
-----	------	--------	------------	-------	--------

1 4/7/04 Steve Sullivan Manny Legace Nashville 1 at Detroit 3 SAVE

2 4/20/10 Martin Erat Antti Niemi Chicago 1 at Nashville 4 GOAL

OPPONENTS' PENALTY SHOTS

NO.	DATE	PLAYER	GOALTENDER	SCORE	RESULT
-----	------	--------	------------	-------	--------

NONE

PREDATORS' SHUTOUTS

NO.	DATE	GOALTENDER	SAVES	SCORE
-----	------	------------	-------	-------

1 4/13/04 Tomas Vokoun 41 Detroit 0 at Nashville 3

2 5/2/12 Pekka Rinne 32 Phoenix 0 at Nashville 2

OPPONENTS' SHUTOUTS

NO.	DATE	GOALTENDER	SAVES	SCORE
-----	------	------------	-------	-------

1 4/17/04 Curtis Joseph 15 Detroit 2 at Nashville 0

2 4/23/06 Vesa Toskala 25 San Jose 3 at Nashville 0

3 4/20/08 Chris Osgood 20 Detroit 3 at Nashville 0

4 4/18/10 Antti Niemi 23 Nashville 0 at Chicago 2

5 4/22/10 Antti Niemi 33 Chicago 3 at Nashville 0

6 4/28/11 Roberto Luongo 20 Nashville 0 at Vancouver 1

7 5/4/12 Mike Smith 25 Phoenix 1 at Nashville 0



OVERTIME HISTORY



	HOME				AWAY				OVERALL			
YEAR	GP	W	L	PCT	GP	W	L	PCT	GP	W	L	PCT
2007	1	0	1	.000	0	0	0	.000	1	0	1	.000
2008	0	0	0	.000	1	0	1	.000	1	0	1	.000
2010	0	0	0	.000	1	0	1	.000	1	0	1	.000
2011	1	0	1	.000	2	2	0	1.000	3	2	1	.667
2012	0	0	0	.000	1	0	1	.000	1	0	1	.000

GOALTENDER RECORD					TEAM RECORD VS NHL				
	GP	W	L	PCT		GP	W	L	PCT
Dan Ellis	1	0	1	.000	Anaheim	1	1	0	1.000
Pekka Rinne	5	2	3	.400	Vancouver	2	1	1	.500
Tomas Vokoun	1	0	1	.000	Chicago	1	0	1	.000
					Detroit	1	0	1	.000
					Phoenix	1	0	1	.000
					San Jose	1	0	1	.000

PREDATORS SCORING				OPPOSING GOALTENDERS				
	G	A	PTS		GP	W	L	PCT
Nick Spaling	0	2	2	Ray Emery (ANA)	1	0	1	.000
Matt Halischuk	1	0	1	Roberto Luongo (VAN)	1	1	1	.500
Jerred Smithson	1	0	1	Evgeni Nabokov (S.J.)	1	1	0	1.000
Ryan Suter	0	1	1	Antti Niemi (CHI)	1	1	0	1.000
Jordin Tootoo	0	1	1	Chris Osgood (DET)	1	1	0	1.000
				Mike Smith (PHX)	1	1	0	1.000

OPPONENTS SCORING	G	A	PTS
Johan Franzen (DET)	1	0	1
Marian Hossa (CHI)	1	0	1
Ryan Kesler (VAN)	1	0	1
Patrick Rissmiller (S.J.)	1	0	1
Ray Whitney (PHX)	1	0	1
Dave Bolland (CHI)	0	1	1
Christian Ehrhoff (VAN)	0	1	1
Mike Grier (S.J.)	0	1	1
Martin Hanzal (PHX)	0	1	1
Niklas Kronwall (DET)	0	1	1
Patrick Marleau (S.J.)	0	1	1
Mikael Samuelsson (VAN)	0	1	1
Brent Sopel (CHI)	0	1	1

OVERTIME DECISIONS

1 4/11/07 (Game 1 of WCO): SAN JOSE 5 at Nashville 4 (Rissmiller, 8:14 2OT)
Goaltenders: Vokoun/Nabokov

2 4/18/08 (Game 5 of WCO): Nashville 1 at DETROIT 2 (Franzen, 1:48 OT)
Goaltenders: Ellis/Osgood

3 4/24/10 (Game 5 of WCO): Nashville 4 at CHICAGO 5 (Hossa, 4:07 OT)
Goaltenders: Rinne/Niemi

4 4/22/11 (Game 5 of WCO): NASHVILLE 4 at Anaheim 3 (Smithson, 1:57 OT).
Goaltenders: Rinne/Emery

5 4/30/11 (Game 2 of WCS): NASHVILLE 2 at Vancouver 1 (Halischuk, 14:51 2OT).
Goaltenders: Rinne/Luongo

6 5/3/11 (Game 3 of WCS): VANCOUVER 3 at Nashville 2 (Kesler, 10:45 OT).
Goaltenders: Rinne/Luongo

7 4/27/12 (Game 1 of WCS): Nashville 3 at PHOENIX 4 (Whitney, 14:04 OT).
Goaltenders: Rinne/Smith

PLAYOFFS

YEAR-BY-YEAR SCORING

2004 PLAYOFF SCORING

Pos	No	Player	GP	Avg. TOI	Shifts/Game	G	A	PTS	+/-	PIM	PP	SH	GW	S	S%	F/O W-L	F/O Win%
RW	18	Adam Hall	6	18:29	26.7	2	1	3	3	2	0	0	1	13	15.4	27-44	38.0
C	22	Greg Johnson	6	17:47	27.2	1	2	3	4	0	0	0	7	14.3	44-51	46.3	
LW	17	Scott Hartnell	6	15:37	22.2	1	2	3	3	2	0	0	0	11	9.1	1-7	12.5
D	27	Jason York	6	21:27	30.8	0	3	3	2	4	0	0	0	9	0.0	0-0	0.0
RW	33	Vladimir Orszagh	6	16:08	23.7	2	0	2	-2	4	0	0	5	40.0	1-0	100.0	
RW	26	Steve Sullivan	6	18:57	24.0	1	1	2	-4	6	0	0	1	13	7.7	11-22	33.3
D	2 *	Dan Hamhuis	6	20:29	26.3	0	2	2	-2	6	0	0	0	4	0.0	0-0	0.0
C	11	David Legwand	6	15:41	22.3	1	0	1	1	8	0	1	0	8	12.5	43-48	47.3
C	9	Sergei Zholtok	6	10:33	16.2	1	0	1	-3	0	1	0	0	6	16.7	21-39	35.0
D	5	Brad Bombardir	6	19:38	30.7	0	1	1	1	2	0	0	0	3	0.0	0-0	0.0
LW	10	Martin Erat	6	14:08	21.3	0	1	1	-2	6	0	0	0	6	0.0	2-2	50.0
RW	24	Scott Walker	6	20:09	25.5	0	1	1	-3	6	0	0	0	14	0.0	2-5	28.6
LW	19	Jim McKenzie	1	3:32	7.0	0	0	0	0	0	0	0	0	0	0.0	0-0	0.0
D	3	Marek Zidlicky	1	2:16	3.0	0	0	0	0	0	0	0	0	0	0.0	0-0	0.0
D	34	Shane Hnidy	5	12:31	18.8	0	0	0	0	6	0	0	0	4	0.0	0-0	0.0
RW	55 *	Jordin Tootoo	5	5:09	8.0	0	0	0	0	4	0	0	0	2	0.0	0-0	0.0
D	4	Mark Eaton	6	19:50	28.8	0	0	0	-2	2	0	0	0	6	0.0	0-0	0.0
LW	21	Andreas Johansson	6	15:17	21.7	0	0	0	-3	0	0	0	0	5	0.0	13-28	31.7
LW	28	Jeremy Stevenson	6	6:43	11.0	0	0	0	-1	8	0	0	0	3	0.0	0-0	0.0
D	44	Kimmo Timonen	6	24:15	28.5	0	0	0	-3	10	0	0	0	9	0.0	0-0	0.0
G	29	Tomas Vokoun	6	--	--	0	0	0	0	0	0	0	0	0	0.0	--	--

No	Goaltender	GP	Mins	GAA	W	L	SO	GA	SA	SV%	G	A	PIM
29	Tomas Vokoun	6	356	2.02	2	4	1	12	197	.939	0	0	0
	NASHVILLE Totals	6	360	2.00	2	4	1	12	197	.939	0	0	0

2006 PLAYOFF SCORING

Pos	No	Player	GP	Avg. TOI	Shifts/Game	G	A	PTS	+/-	PIM	PP	SH	GW	S	S%	F/O W-L	F/O Win%
LW	9	Paul Kariya	5	20:46	24.6	2	5	7	0	0	2	0	0	12	16.7	0-0	0.0
D	44	Kimmo Timonen	5	24:42	29.4	1	3	4	0	4	0	1	0	17	5.9	0-0	0.0
C	81	Mike Sillinger	5	17:09	22.4	2	1	3	-1	12	1	0	0	7	28.6	67-29	69.8
D	6 *	Shea Weber	4	14:12	19.3	2	0	2	-3	8	1	0	0	4	50.0	0-0	0.0
RW	10	Martin Erat	5	19:30	23.0	1	1	2	-1	6	1	0	0	8	12.5	0-2	0.0
RW	26	Steve Sullivan	5	17:02	22.4	0	2	2	-2	0	0	0	0	12	0.0	0-0	0.0
D	2	Dan Hamhuis	5	19:41	25.6	0	2	2	-2	2	0	0	0	9	0.0	0-0	0.0
RW	18	Adam Hall	5	12:09	19.0	1	0	1	-3	0	1	0	1	7	14.3	7-10	41.2
LW	17	Scott Hartnell	5	12:12	16.6	1	0	1	0	4	0	0	0	9	11.1	0-2	0.0
C	22	Greg Johnson	5	14:42	21.6	0	1	1	0	2	0	0	0	3	0.0	44-28	61.1
C	11	David Legwand	5	17:21	23.2	0	1	1	-1	8	0	0	0	11	0.0	37-37	50.0
D	3	Marek Zidlicky	2	15:18	18.0	0	1	1	0	2	0	0	0	7	0.0	0-0	0.0
C	38	Vernon Fiddler	2	8:48	15.0	0	1	1	-1	0	0	0	0	1	0.0	6-2	75.0
C	94	Yanic Perreault	1	10:09	14.0	0	0	0	0	2	0	0	0	2	0.0	6-4	60.0
RW	7	Scottie Upshall	2	11:56	15.5	0	0	0	0	0	0	0	0	4	0.0	0-0	0.0
C	12	Scott Nichol	3	7:44	14.0	0	0	0	-2	2	0	0	0	2	0.0	8-8	50.0
C	25	Jerred Smithson	3	9:26	18.3	0	0	0	0	4	0	0	0	0	0.0	9-4	69.2
RW	14	Jordin Tootoo	3	4:04	7.7	0	0	0	-1	0	0	0	0	3	0.0	0-0	0.0
D	4	Mark Eaton	5	17:48	25.6	0	0	0	0	8	0	0	0	3	0.0	0-0	0.0
D	55	Danny Markov	5	19:21	28.2	0	0	0	-1	6	0	0	0	6	0.0	0-0	0.0
RW	24	Scott Walker	5	16:00	23.8	0	0	0	0	6	0	0	0	5	0.0	0-4	0.0
D	19	Brendan Witt	5	17:07	24.4	0	0	0	-3	12	0	0	0	5	0.0	0-0	0.0

No	Goaltender	GP	Mins	GAA	W	L	SO	GA	SA	SV%	G	A	PIM
30	Chris Mason	5	296	3.45	1	4	0	17	171	.901	0	0	0
	NASHVILLE Totals	5	300	3.40	1	4	0	17	171	.901	0	0	0

PLAYOFFS

YEAR-BY-YEAR SCORING

2007 PLAYOFF SCORING

Pos	No	Player	GP	Avg. TOI	Shifts/Game	G	A	PTS	+/-	PIM	PP	SH	GW	S	S%	F/O W-L	F/O Win%
RW	71	J-P Dumont	5	21:02	31.2	4	2	6	4	0	1	1	1	8	50.0	0-0	0.0
RW	47	* Alexander Radulov	4	13:09	20.3	3	1	4	1	19	0	0	0	13	23.1	0-0	0.0
C	21	Peter Forsberg	5	20:57	29.0	2	2	4	2	12	0	0	0	7	28.6	33-31	51.6
C	19	Jason Arnott	5	19:17	26.6	2	1	3	0	2	1	0	0	11	18.2	37-52	41.6
C	11	David Legwand	5	22:23	32.2	0	3	3	-2	2	0	0	0	14	0.0	35-52	40.2
D	6	Shea Weber	5	21:41	28.0	0	3	3	0	2	0	0	0	14	0.0	0-0	0.0
C	38	Vernon Fiddler	5	12:21	20.8	1	1	2	-3	4	0	0	0	2	50.0	5-4	55.6
LW	17	Scott Hartnell	5	14:23	21.0	1	1	2	-1	28	1	0	0	5	20.0	1-2	33.3
LW	9	Paul Kariya	5	19:36	26.2	0	2	2	-4	2	0	0	0	10	0.0	0-0	0.0
D	44	Kimmo Timonen	5	24:32	31.6	0	2	2	-1	4	0	0	0	7	0.0	0-0	0.0
D	5	Greg Zanon	5	20:43	27.6	0	2	2	-2	2	0	0	0	7	0.0	0-0	0.0
D	3	Marek Zidlicky	5	19:18	25.4	0	2	2	-1	4	0	0	0	8	0.0	0-0	0.0
D	20	Ryan Suter	5	23:18	28.8	1	0	1	0	8	0	0	0	9	11.1	0-0	0.0
RW	10	Martin Erat	3	14:13	21.7	0	1	1	-1	0	0	0	0	3	0.0	0-0	0.0
RW	22	Jordin Tootoo	4	9:32	16.3	0	1	1	-2	21	0	0	0	6	0.0	0-0	0.0
D	2	Dan Hamhuis	5	21:36	27.2	0	1	1	-3	2	0	0	0	7	0.0	0-0	0.0
LW	14	Ramzi Abid	2	5:17	8.0	0	0	0	-1	0	0	0	0	0	0.0	0-0	0.0
LW	16	Darcy Hordichuk	2	3:37	6.5	0	0	0	0	0	0	0	0	0	0.0	0-0	0.0
C	12	Scott Nichol	5	10:21	16.8	0	0	0	1	17	0	0	0	3	0.0	19-11	63.3
C	25	Jerred Smithson	5	11:30	21.0	0	0	0	-2	17	0	0	0	0	0.0	20-16	55.6
G	29	Tomas Vokoun	5	--	--	0	0	0	0	2	0	0	0	0	0.0	--	--

No	Goaltender	GP	Mins	GAA	W	L	SO	GA	SA	SV%	G	A	PIM
29	Tomas Vokoun	5	324	2.96	1	4	0	16	163	.902	0	0	2
	NASHVILLE Totals	5	328	2.93	1	4	0	16	163	.902	0	0	2

2008 PLAYOFF SCORING

Pos	No	Player	GP	Avg. TOI	Shifts/Game	G	A	PTS	+/-	PIM	PP	SH	GW	S	S%	F/O W-L	F/O Win%
RW	47	Alexander Radulov	6	15:59	20.2	2	2	4	0	6	1	0	0	14	14.3	0-0	0.0
D	6	Shea Weber	6	19:29	25.7	1	3	4	0	6	0	0	0	4	25.0	0-0	0.0
RW	10	Martin Erat	6	20:55	26.5	1	3	4	0	8	0	0	0	13	7.7	3-4	42.8
D	3	Marek Zidlicky	6	19:04	24.0	0	3	3	-2	8	0	0	0	11	0.0	0-0	0.0
RW	22	Jordin Tootoo	6	12:30	17.3	2	0	2	1	4	0	0	0	12	16.7	0-0	0.0
D	2	Dan Hamhuis	6	22:47	28.0	1	1	2	-4	6	1	0	0	8	12.5	0-0	0.0
D	20	Ryan Suter	6	21:12	25.7	1	1	2	-2	4	0	0	0	6	16.7	0-0	0.0
RW	71	J-P Dumont	6	17:23	22.3	0	2	2	-5	4	0	0	0	8	0.0	0-0	0.0
C	37	* Rich Peverley	6	8:51	12.7	0	2	2	0	0	0	0	0	4	0.0	16-21	43.2
D	5	Greg Zanon	6	18:44	25.0	0	2	2	2	4	0	0	0	1	0.0	0-0	0.0
LW	17	Jan Hlavac	6	18:12	24.3	0	2	2	-4	2	0	0	0	10	0.0	2-2	50.0
C	11	David Legwand	3	18:15	25.0	1	0	1	0	2	0	0	0	10	10.0	22-27	44.9
C	19	Jason Arnott	4	18:28	24.5	1	0	1	-1	4	0	0	1	6	16.7	23-39	37.1
C	14	Radek Bonk	6	17:56	23.3	1	0	1	-3	2	0	0	0	12	8.3	47-38	55.3
D	7	Greg de Vries	6	19:40	24.0	1	0	1	-2	2	0	0	1	3	33.3	0-0	0.0
RW	15	Josh Langfield	1	6:30	9.0	0	0	0	0	0	0	0	0	0	0.0	0-0	0.0
C	12	Scott Nichol	2	7:30	11.5	0	0	0	0	0	0	0	0	1	0.0	0-2	0.0
RW	24	Brandon Bochenski	3	6:36	10.7	0	0	0	-1	0	0	0	0	4	0.0	0-0	0.0
LW	16	Darcy Hordichuk	5	3:31	5.2	0	0	0	0	2	0	0	0	1	0.0	0-0	0.0
C	38	Vernon Fiddler	6	16:47	24.8	0	0	0	0	0	0	0	0	11	0.0	37-26	58.7
C	25	Jerred Smithson	6	11:51	20.2	0	0	0	0	2	0	0	0	5	0.0	26-35	42.6
G	39	Dan Ellis	6	--	--	0	0	0	0	0	0	0	0	0	0.0	--	--

No	Goaltender	GP	Mins	GAA	W	L	SO	GA	SA	SV%	G	A	PIM
39	Dan Ellis	6	357	2.52	2	4	0	15	240	.938	0	0	0
	NASHVILLE Totals	6	362	2.82	2	4	0	17	242	.930	0	0	0

PLAYOFFS

YEAR-BY-YEAR SCORING

2010 PLAYOFF SCORING

Pos	No	Player	GP	Avg. TOI	Shifts/Game	G	A	PTS	+/-	PIM	PP	SH	GW	S	S%	F/O W-L	F/O Win%
C	11	David Legwand	6	19:16	26.7	2	5	7	5	8	0	0	1	16	12.5	25-42	37.3
RW	10	Martin Erat	6	18:55	24.5	4	1	5	-2	4	0	0	0	15	26.7	2-4	33.3
RW	71	J-P Dumont	6	14:18	19.8	2	2	4	3	0	0	0	1	7	28.6	0-0	0.0
RW	29	Joel Ward	6	19:54	26.3	2	2	4	1	2	0	1	0	12	16.7	4-8	33.3
D	6	Shea Weber	6	24:26	32.2	2	1	3	-1	4	0	0	0	14	14.3	0-0	0.0
LW	26	Steve Sullivan	6	17:58	25.5	0	3	3	2	2	0	0	0	7	0.0	1-3	25.0
C	19	Jason Arnott	6	17:50	24.3	2	0	2	-3	0	1	0	0	26	7.7	55-60	47.8
D	37	Denis Grebeshkov	2	11:22	17.5	0	2	2	0	0	0	0	0	0	0.0	0-0	0.0
D	2	Dan Hamhuis	6	22:24	28	0	2	2	-1	2	0	0	0	4	0.0	0-0	0.0
D	8	Kevin Klein	6	17:42	23.2	0	2	2	1	4	0	0	0	2	0.0	0-0	0.0
RW	25	Jerred Smithson	6	15:35	24	1	0	1	-1	6	0	0	0	5	20.0	30-18	62.5
D	32 *	Cody Franson	4	9:02	12	0	1	1	1	2	0	0	0	5	0.0	0-0	0.0
RW	27	Patric Hornqvist	2	13:10	20.5	0	1	1	-2	4	0	0	0	1	0.0	0-1	0.0
RW	22	Jordin Tootoo	6	7:57	11.2	0	1	1	0	2	0	0	0	5	0.0	0-0	0.0
C	9	Marcel Goc	6	16:06	22.8	0	1	1	-2	2	0	0	0	13	0.0	36-37	49.3
C	33 *	Colin Wilson	6	13:42	19	0	1	1	-1	0	0	0	0	8	0.0	0-4	0.0
D	20	Ryan Suter	6	24:08	31.8	0	0	0	-1	0	0	0	0	16	0.0	0-0	0.0
C	14	Dustin Boyd	4	7:03	10	0	0	0	-1	0	0	0	0	4	0.0	9-7	56.2
D	51	Francis Bouillon	6	19:37	25.5	0	0	0	-1	6	0	0	0	3	0.0	0-0	0.0
LW	13 *	Nick Spaling	6	8:23	12.2	0	0	0	0	0	0	0	0	3	0.0	5-3	62.5
G	35	Pekka Rinne	6	--	--	0	0	0	0	0	0	0	0	0	0.0	--	--

No	Goaltender	GP	Mins	GAA	W	L	SO	GA	SA	SV%	G	A	PIM
35	Pekka Rinne	6	358	2.68	2	4	0	16	179	.911	0	0	0
	NASHVILLE Totals	6	362	2.83	2	4	0	17	180	.906	0	0	0

2011 PLAYOFF SCORING

Pos	No	Player	GP	Avg. TOI	Shifts/Game	G	A	PTS	+/-	PIM	PP	SH	GW	S	S%	F/O W-L	F/O Win%
RW	29	Joel Ward	12	20:25	29.5	7	6	13	4	6	2	0	1	28	25.0	15-23	39.5
C	11	David Legwand	12	22:06	31.9	6	3	9	1	8	1	2	0	31	19.4	124-123	50.2
C	12	Mike Fisher	12	20:43	30.3	3	4	7	-1	11	0	0	1	25	12.0	117-130	47.4
LW	13	Nick Spaling	12	15:19	23.8	2	4	6	3	0	0	0	1	11	18.2	59-52	53.2
D	4	Cody Franson	12	15:19	22.1	1	5	6	0	0	0	0	0	22	4.5	0-0	0.0
RW	10	Martin Erat	10	19:15	28.5	1	5	6	0	6	1	0	0	15	6.7	2-4	33.3
D	20	Ryan Suter	12	28:51	34.2	1	5	6	2	6	0	0	0	23	4.3	0-0	0.0
RW	22	Jordin Tootoo	12	13:26	19.9	1	5	6	4	28	0	0	0	30	3.3	0-1	0.0
D	6	Shea Weber	12	27:58	34.3	3	2	5	3	8	2	0	0	38	7.9	0-0	0.0
LW	74	Sergei Kostitsyn	12	18:21	27	0	5	5	0	2	0	0	0	10	0.0	0-1	0.0
RW	27	Patric Hornqvist	12	15:16	22.9	2	1	3	-2	6	1	0	0	43	4.7	0-2	0.0
LW	26	Steve Sullivan	9	9:23	14.8	2	1	3	2	2	0	0	1	7	28.6	0-1	0.0
D	8	Kevin Klein	12	20:14	29	1	2	3	3	6	0	0	0	15	6.7	0-0	0.0
RW	24 *	Matt Halischuk	12	11:45	18.2	2	0	2	-1	0	0	0	1	7	28.6	1-5	16.7
C	25	Jerred Smithson	11	14:09	23.6	1	1	2	2	8	0	0	1	16	6.3	53-44	54.6
LW	5 *	Blake Geoffrion	12	7:37	12.2	0	2	2	1	4	0	0	0	12	0.0	27-23	54
D	7 *	Jonathon Blum	12	18:51	27.4	0	2	2	2	0	0	0	0	11	0.0	0-0	0.0
RW	71	J-P Dumont	3	6:48	9.7	0	1	1	-1	2	0	0	0	2	0.0	0-0	0.0
G	35	Pekka Rinne	12	--	--	0	1	1	0	0	0	0	0	0	0.0	--	--
G	39 *	Anders Lindback	1	--	--	0	0	0	0	0	0	0	0	0	0.0	--	--
D	55	Shane O'Brien	12	16:47	23.6	0	0	0	-2	18	0	0	0	6	0.0	0-0	0.0
C	33	Colin Wilson	3	11:37	18	0	0	0	-1	0	0	0	0	2	0.0	2-1	66.7

No	Goaltender	GP	Mins	GAA	W	L	SO	GA	SA	SV%	G	A	PIM
35	Pekka Rinne	12	748	2.57	6	6	0	32	343	.907	0	1	0
39	Anders Lindback	1	13	0.00	0	0	0	0	9	1.000	0	0	0
	NASHVILLE Totals	12	768	2.66	6	6	0	34	354	.904	0	1	0

PLAYOFFS

YEAR-BY-YEAR SCORING

2012 PLAYOFF SCORING

Pos	No	Player	GP	Avg. TOI	Shifts/Game	G	A	PTS	+/-	PIM	PP	SH	GW	S	S%	F/O W-L	F/O Win%
C	11	David Legwand	10	18:39	25.9	3	3	6	3	10	1	0	2	25	12.0	66-66	50.0
RW	47	Alexander Radulov	8	18:08	24	1	5	6	2	4	0	0	0	13	7.7	2-3	40.0
LW	57 *	Gabriel Bourque	10	12:59	19.7	3	2	5	0	4	0	0	1	13	23.1	1-4	20.0
LW	46	Andrei Kostitsyn	8	15:30	21.4	3	1	4	3	2	0	0	0	12	25.0	1-2	33.3
D	8	Kevin Klein	10	19:30	26.2	2	2	4	-2	2	0	0	1	11	18.2	0-0	0.0
RW	10	Martin Erat	10	18:50	26.3	1	3	4	-1	6	1	0	0	12	8.3	7-15	31.8
C	12	Mike Fisher	10	20:43	28.7	1	3	4	-4	8	0	0	0	21	4.8	85-104	45.0
RW	27	Patric Hornqvist	10	15:24	20.5	1	3	4	1	2	1	0	0	36	2.8	2-3	40.0
D	20	Ryan Suter	10	28:49	31.6	1	3	4	-3	4	1	0	0	30	3.3	0-0	0.0
D	6	Shea Weber	10	28:26	31.7	2	1	3	-1	9	1	0	0	33	6.1	0-0	0.0
D	51	Francis Bouillon	10	14:57	20	0	3	3	7	2	0	0	0	8	0.0	0-0	0.0
LW	13	Nick Spaling	10	15:49	23.9	0	3	3	4	0	0	0	0	7	0.0	46-53	46.5
C	28	Paul Gaustad	10	11:35	18.8	1	1	2	-1	5	0	0	0	6	16.7	95-63	60.1
LW	74	Sergei Kostitsyn	10	15:43	23.6	1	1	2	-3	4	0	0	1	7	14.3	0-2	0.0
RW	18	Brandon Yip	10	8:57	12.9	1	1	2	-1	6	0	0	0	11	9.1	0-2	0.0
C	33	Colin Wilson	4	13:25	18.3	1	0	1	1	0	0	0	0	7	14.3	2-1	66.7
C	15 *	Craig Smith	2	8:24	12	0	1	1	-1	0	0	0	0	3	0.0	0-0	0.0
RW	24	Matt Halischuk	5	7:00	11.2	0	1	1	1	4	0	0	0	0	0.0	0-1	0.0
D	38	Jack Hillen	2	7:53	12.5	0	0	0	1	2	0	0	0	1	0.0	0-0	0.0
D	49 *	Ryan Ellis	3	6:53	9.7	0	0	0	2	0	0	0	0	2	0.0	0-0	0.0
RW	22	Jordin Tootoo	3	7:46	10.3	0	0	0	0	4	0	0	0	2	0.0	0-0	0.0
D	75	Hal Gill	5	15:07	21.2	0	0	0	2	0	0	0	0	3	0.0	0-0	0.0
D	59 *	Roman Josi	10	18:47	25.5	0	0	0	-4	10	0	0	0	12	0.0	0-0	0.0
G	35	Pekka Rinne	10	--	--	0	0	0	--	2	0	0	0	0	0.0	0-0	0.0

No	Goaltender	GP	Mins	GAA	W	L	SO	GA	SA	SV%	G	A	PIM
35	Pekka Rinne	10	609	2.07	5	5	1	21	343	.929	0	0	2
NASHVILLE Totals		10	609	2.07	5	5	1	21	343	.929	0	0	2



PLAYOFFS

TEAM - SEASON

STREAKS

LONGEST WINNING STREAK

3 - 4/15-4/20/12

At Home:

2 - 4/20-5/2/12

- 4/14-4/16/08

- 4/11-4/13/04

On Road:

2 - 4/15-4/20/12

- 4/30-5/7/11

LONGEST LOSING STREAK

4 - 4/23-4/30/06

At Home:

3 - 5/3-5/9/11

On Road:

3 - 4/27-5/7/12

- 4/10-4/18/08

- 4/7-4/15/04

LONGEST SHUTOUT STREAK

93:51 - 4/30-5/3/11

At Home:

100:40 - 4/20-5/4/12

On Road:

78:50 - 4/30-5/7/11

MOST CONSECUTIVE GAMES WITHOUT BEING SHUTOUT

13 - 4/25/06-4/18/08

At Home:

11 - 4/26/10-5/2/12

On Road:

10 - 4/7/10-4/18/08

LONGEST SCORELESS STREAK

164:45 - 5/2-5/7/12

At Home:

119:00 - 4/21-4/30/06

On Road:

118:53 - 4/28-4/30/11

WINS

MOST WINS

6 - 2011

At Home:

3 - 2012

On Road:

4 - 2011

FEWEST WINS

1 - 2007

- 2006

At Home:

1 - 2010

- 2007

- 2006

On Road:

0 - four times

LOSSES

MOST LOSSES

6 - 2011

At Home:

4 - 2011

On Road:

3 - 2012

- 2008

- 2004

FEWEST LOSSES

4 - five times

At Home:

1 - 2008

- 2004

On Road:

2 - four times, last 2011

GOALS

MOST GOALS SCORED

33 - 2011

At Home:

17 - 2011

On Road:

16 - 2011

FEWEST GOALS SCORED

9 - 2004

At Home:

5 - 2006

On Road:

3 - 2007

- 2004

MOST GOALS AGAINST

34 - 2011

At Home:

20 - 2011

On Road:

14 - 2011

FEWEST GOALS AGAINST

12 - 2004

At Home:

3 - 2004

On Road:

6 - 2007

SPECIAL TEAMS

MOST POWER PLAY GOALS

7 - 2011

At Home:

5 - 2006

On Road:

5 - 2012

FEWEST POWER PLAY GOALS

1 - 2010

- 2004

At Home:

0 - 2012

- 2004

On Road:

0 - 2010

MOST POWER PLAY CHANCES

48 - 2011 (7 PPGs, 14.6%)

At Home:

25 - 2011 (4 PPGs, 16.0%)

On Road:

23 - 2011 (3 PPG, 13.0%)

FEWEST POWER PLAY CHANCES

22 - 2007 (3 PPG, 13.6%)

At Home:

11 - 2008 (1 PPG, 9.1%)

On Road:

5 - 2007 (1 PPG, 20.0%)

MOST POWER PLAY GOALS AGAINST

12 - 2011

At Home:

8 - 2011

On Road:

4 - 2011

FEWEST POWER PLAY GOALS AGAINST

2 - 2007

- 2004

At Home:

0 - 2004

On Road:

0 - 2007

MOST CONSECUTIVE GAMES WITH A POWER PLAY GOAL

4 - 4/13-4/20/11

At Home:

2 - 4/17-4/20/11

- 4/13-4/20/07

On Road:

4 - 4/15-4/29/12

MOST CONSECUTIVE GAMES WITHOUT A POWER PLAY GOAL

5 - 4/16-4/24/10

At Home:

5 - 4/15-5/4/12

On Road:

4 - 4/22-5/7/11

MOST CONSECUTIVE UNSUCCESSFUL POWER PLAY ATTEMPTS

22 - 4/16-4/26/10

- 4/7-4/15/04

At Home:

23 - 4/11-5/4/12

On Road:

14 - 4/15-5/7/11

MOST CONSECUTIVE GAMES WITH A POWER PLAY GOAL AGAINST

6 - 4/13-4/24/11

At Home:

6 - 4/17-5/9/11

On Road:

3 - 4/15-4/17/12

- 4/13-4/22/11

MOST CONSECUTIVE GAMES WITHOUT ALLOWING A POWER PLAY GOAL

4 - 4/29-5/7/12

At Home:

4 - 4/13-5/4/12

On Road:

3 - 4/28-5/7/11

MOST CONSECUTIVE SUCCESSFUL PENALTY KILLS

23 - 4/11-4/20/07

At Home:

13 - 4/11-4/17/04

On Road:

11 - 4/16-4/18/07

MOST SHORTHANDED GOALS

2 - 2011

At Home:

1 - three times, last 2011

On Road:

1 - three times, last 2011

FEWEST SHORTHANDED GOALS

0 - 2008

At Home:

0 - four times, last 2012

On Road:

0 - three times, last 2012

MOST TIMES SHORTHANDED

40 - 2011 (12 PPGA, 70.0%)

At Home:

21 - 2006 (6 PPGA, 71.4%)

On Road:

20 - 2011 (4 PPGA, 80.0%)

FEWEST TIMES SHORTHANDED

23 - 2010 (4 PPGA, 82.6%)

At Home:

12 - 2010 (3 PPGA, 75.0%)

- 2007 (0 PPGA, 100.0%)

- 2004 (0 PPGA, 100.0%)

On Road:

11 - 2010 (1 PPGA, 90.9%)

- 2007 (0 PPGA, 100.0%)

At Home:

2 - 2011

On Road:

1 - 2011

- 2008

On Road:

1 - 2011

- 2010

- 2004

FEWEST SHORTHANDED GOALS AGAINST

0 - three times, last 2012

At Home:

0 - five times, last 2012

On Road:

0 - four times, last 2012

MOST CONSECUTIVE GAMES WITH A SHORTHANDED GOAL

None

At Home:

None

On Road:

None

TEAM - SEASON/SERIES

MOST CONSECUTIVE GAMES WITH A SHORTHANDED GOAL AGAINST

None

At Home:

None

On Road:

None

PENALTY MINUTES**MOST PENALTY MINUTES**

148 - 2007

At Home:

124 - 2007

On Road:

50 - 2011

FEWEST PENALTY MINUTES

52 - 2010

At Home:

26 - 2010

On Road:

24 - 2007

MOST PENALTY MINUTES, OPPONENT

159 - 2011

At Home:

85 - 2007

On Road:

94 - 2011

FEWEST PENALTY MINUTES, OPPONENT

58 - 2008

At Home:

28 - 2008

On Road:

12 - 2007

SHOTS**MOST SHOTS**

354 - 2011

At Home:

164 - 2011

On Road:

190 - 2011

FEWEST SHOTS

128 - 2004

At Home:

56 - 2004

On Road:

45 - 2007

MOST SHOTS AGAINST

354 - 2011

At Home:

175 - 2011

On Road:

182 - 2012

FEWEST SHOTS AGAINST

163 - 2007

At Home:

89 - 2010

On Road:

64 - 2007

- 2006

TEAM - SERIES

GOALS**MOST GOALS SCORED**

22 - 2011 WCO vs. ANA

At Home:

11 - 2011 WCO vs. ANA

On Road:

11 - 2011 WCO vs. S.J.

At Home:

11 - 2011 WCO vs. ANA

On Road:

9 - 2012 WCS vs. PHX

- 2004 WCO vs. DET

At Home:

2 - 2012 WCS vs. PHX

On Road:

3 - 2007 WCO vs. S.J.

- 2004 WCO vs. DET

FEWEST GOALS SCORED

20 - 2011 WCO vs. ANA

At Home:

11 - 2011 WCO vs. ANA

On Road:

11 - 2011 WCO vs. PHX

At Home:

1 - 2012 WCS vs. PHX

On Road:

3 - 2012 WCO vs. DET

MOST GOALS AGAINST

20 - 2011 WCO vs. ANA

At Home:

11 - 2011 WCO vs. ANA

On Road:

11 - 2011 WCO vs. PHX

At Home:

1 - 2012 WCS vs. PHX

On Road:

3 - 2012 WCO vs. DET

FEWEST GOALS AGAINST

9 - 2012 WCO vs. DET

At Home:

1 - 2012 WCS vs. PHX

On Road:

3 - 2012 WCO vs. DET

MOST GOALS SCORED BY BOTH TEAMS

42 - 2011 WCO vs. ANA (NSH 22, ANA 20)

At Home:

21 - 2007 WCO vs. S.J. (NSH 11, S.J. 10)

On Road:

20 - 2011 WCO vs. ANA (NSH 11, ANA 9)

FEWEST GOALS SCORED BY BOTH TEAMS

21 - 2012 WCS vs. PHX (PHX 12, NSH 9)

- 2004 WCO vs. DET (DET 12, NSH 9)

At Home:

3 - 2012 WCS vs. PHX (NSH 2, PHX 1)

On Road:

9 - 2012 WCO vs. DET (NSH 6, DET 3)

- 2007 WCO vs. S.J. (S.J. 6, NSH 3)

LARGEST GOAL ADVANTAGE

4 - 2012 WCO vs. DET (NSH 13, DET 9)

At Home:

3 - 2004 WCO vs. DET (NSH 6, DET 3)

On Road:

3 - 2012 WCO vs. DET (NSH 6, DET 3)

LARGEST GOAL DEFICIT

7 - 2006 WCO vs. S.J. (S.J. 17, NSH 10)

At Home:

4 - 2011 WCO vs. VAN (VAN 9, NSH 5)

On Road:

6 - 2004 WCO vs. DET (DET 9, NSH 3)

SPECIAL TEAMS**MOST POWER PLAY GOALS**

6 - 2011 WCO vs. ANA (27 PPA, 22.2%)

- 2006 WCO vs. S.J. (32 PPA, 18.8%)

At Home:

5 - 2006 WCO vs. S.J. (21 PPA, 23.8%)

On Road:

3 - 2012 WCS vs. PHX (11 PPA, 27.3%)

- 2010 WCO vs. ANA (13 PPA, 23.1%)

FEWEST POWER PLAY GOALS

1 - 2011 WCS vs. VAN (21 PPA, 4.8%)

- 2010 WCO vs. CHI (27 PPA, 3.7%)

- 2004 WCO vs. DET (29 PPA, 3.4%)

At Home:

0 - 2012 WCS vs. PHX (8 PPA, 0.0%)

- 2014 WCO vs. DET (15 PPA, 0.0%)

- 2004 WCO vs. DET (13 PPA, 0.0%)

On Road:

0 - 2011 WCS vs. VAN (10 PPA, 0.0%)

- 2010 WCO vs. CHI (12 PPA, 0.0%)

MOST POWER PLAY CHANCES

32 - 2006 WCO vs. S.J. (6 PP6s, 18.8%)

At Home:

21 - 2006 WCO vs. S.J. (5 PP6s, 23.8%)

On Road:

14 - 2004 WCO vs. DET (1 PP6, 7.1%)

FEWEST POWER PLAY CHANCES

19 - 2012 WCS vs. PHX (3 PP6s, 15.8%)

At Home:

8 - 2012 WCS vs. PHX (8 PPA, 0.0%)

On Road:

5 - 2007 WCO vs. S.J. (1 PP6, 20.0%)

MOST POWER PLAY GOALS AGAINST

9 - 2006 WCO vs. S.J. (37 TSH, 75.7%)

At Home:

6 - 2006 WCO vs. S.J. (21 TSH, 71.4%)

On Road:

4 - 2011 WCO vs. ANA (12 TSH, 66.7%)

FEWEST POWER PLAY GOALS AGAINST

1 - 2012 WCS vs. PHX (12 TSH, 91.7%)

At Home:

0 - 2012 WCS vs. PHX (6 TSH, 100%)

- 2004 WCO vs. DET (13 TSH, 100%)

On Road:

0 - 2007 WCO vs. S.J. (11 TSH, 100%)

MOST SHORTHANDED GOALS

2 - 2011 WCS vs. VAN

At Home:

1 - 2011 WCS vs. VAN

- 2007 WCO vs. S.J.

- 2004 WCO vs. DET

On Road:

1 - 2011 WCS vs. VAN

- 2010 WCO vs. CHI

- 2006 WCO vs. S.J.

FEWEST SHORTHANDED GOALS

0 - four times, last 2012 WCS vs. PHX

At Home:

0 - six times, last 2012 WCS vs. PHX

On Road:

0 - six times, last 2012 WCS vs. PHX

MOST TIMES SHORTHANDED

37 - 2006 WCO vs. S.J. (9 PP6A, 75.7%)

At Home:

21 - 2006 WCO vs. S.J. (6 PP6A, 71.4%)

On Road:

16 - 2006 WCO vs. S.J. (3 PP6A, 81.2%)

- 2004 WCO vs. DET (2 PP6A, 87.5%)

FEWEST TIMES SHORTHANDED

12 - 2012 WCS vs. PHX (1 PP6A, 91.7%)

At Home:

6 - 2012 WCS vs. PHX (0 PP6A, 100%)

On Road:

6 - 2012 WCS vs. PHX (1 PP6A, 83.3%)

MOST SHORTHANDED GOALS AGAINST

1 - five times, last 2011 WCS vs. VAN

At Home:

1 - 2008 WCO vs. DET

On Road:

1 - four times, last 2011 WCS vs. VAN

FEWEST SHORTHANDED GOALS AGAINST

0 - four times, last 2012 WCS vs. PHX

At Home:

0 - eight times, last 2012 WCS vs. PHX

On Road:

0 - four times, last 2012 WCS vs. PHX

PENALTY MINUTES**MOST PENALTY MINUTES**

148 - 2007 WCO vs. S.J.

At Home:

124 - 2007 WCO vs. S.J.

On Road:

44 - 2006 WCO vs. S.J.

FEWEST PENALTY MINUTES

33 - 2012 WCS vs. PHX

At Home:

17 - 2012 WCS vs. PHX

On Road:

16 - 2012 WCS vs. PHX

MOST PENALTY MINUTES, OPPONENT

109 - 2011 WCO vs. ANA

At Home:

85 - 2007 WCO vs. S.J.

On Road:

64 - 2011 WCO vs. ANA

FEWEST PENALTY MINUTES, OPPONENT

47 - 2012 WCS vs. PHX

At Home:

20 - 2011 WCO vs. VAN

On Road:

12 - 2007 WCO vs. S.J.

MOST PENALTY MINUTES BY BOTH TEAMS

245 - 2007 WCO vs. S.J. (NSH 148, S.J. 97)

At Home:

209 - 2007 WCO vs. S.J. (NSH 124, S.J. 85)

On Road:

94 - 2011 WCO vs. ANA (ANA, 64, NSH 30)

FEWEST PENALTY MINUTES BY BOTH TEAMS

80 - 2012 WCS vs. PHX (NSH 33, PHX 47)

At Home:

39 - 2012 WCS vs. PHX (NSH 17, PHX 21)

On Road:

36 - 2007 WCO vs. S.J. (NSH 12, S.J. 24)

PLAYOFFS

TEAM - SERIES/GAME

SHOTS

MOST SHOTS

190 - 2011 WCO vs. ANA

At Home:

96 - 2010 WCO vs. CHI

On Road:

108 - 2012 WCS vs. PHX

FEWEST SHOTS

116 - 2012 WCO vs. DET

At Home:

51 - 2012 WCS vs. PHX

On Road:

45 - 2012 WCO vs. DET

- 2007 WCO vs. S.J.

MOST SHOTS AGAINST

242 - 2008 WCO vs. DET

At Home:

110 - 2008 WCO vs. DET

On Road:

132 - 2008 WCO vs. DET

FEWEST SHOTS AGAINST

154 - 2012 WCS vs. PHX

At Home:

56 - 2012 WCS vs. PHX

On Road:

64 - 2007 WCO vs. S.J.

- 2006 WCO vs. S.J.

MOST SHOTS BY BOTH TEAMS

386 - 2008 WCO vs. DET

(DET 242, NSH 144)

At Home:

197 - 2006 WCO vs. S.J.

(S.J. 107, NSH 90)

On Road:

206 - 2012 WCS vs. PHX

(NSH 108, PHX 98)

FEWEST SHOTS BY BOTH TEAMS

276 - 2012 WCO vs. DET (DET 160, NSH 116)

At Home:

107 - 2012 WCO vs. DET (NSH 51, PHX 56)

On Road:

109 - 2007 WCO vs. S.J.

(S.J. 64, NSH 45)

LARGEST SHOT ADVANTAGE

27 - 2011 WCO vs. ANA

(NSH 190, ANA 163)

At Home:

8 - 2011 WCO vs. ANA

(NSH 89, ANA 81)

On Road:

19 - 2011 WCO vs. ANA

(NSH 101, ANA 82)

LARGEST SHOT DEFICIT

98 - 2008 WCO vs. DET

(DET 242, NSH 144)

At Home:

53 - 2004 WCO vs. DET

(DET 109, NSH 56)

On Road:

64 - 2008 WCO vs. DET

(DET 132, NSH 68)

TEAM - GAME

GOALS

MOST GOALS SCORED

5 - 4/14/08 in 5-3 win vs. DET

- 4/13/07 in 5-2 win vs. S.J.

At Home:

5 - 4/14/08 in 5-3 win vs. DET

- 4/13/07 in 5-2 win vs. S.J.

On Road:

4 - six times, last 5/7/11 in 4-3 win at VAN

MOST GOALS ALLOWED

6 - 4/20/11 in 6-3 loss vs. ANA

At Home:

6 - 4/20/11 in 6-3 loss vs. ANA

On Road:

5 - four times, last 4/29/12

in 5-3 loss at PHX

MOST GOALS SCORED BY BOTH TEAMS

9 - four times, last 4/20/11

in 6-3 loss vs. ANA

At Home:

9 - 4/20/11 in 6-3 loss vs. ANA

- 4/11/07 in 5-4 loss vs. S.J.

On Road:

9 - 4/24/10 in 5-4 OT loss at CHI

- 4/27/06 in 5-4 loss at S.J.

LARGEST MARGIN OF VICTORY

3 - five times, last 4/13/11

in 4-1 win at ANA

At Home:

3 - 4/20/10 in 4-1 win vs. CHI

- 4/13/07 in 5-2 win vs. S.J.

- 4/13/04 in 3-0 win vs. DET

On Road:

3 - 4/13/11 in 4-1 win at ANA

- 4/16/10 in 4-1 win at CHI

LARGEST MARGIN OF DEFEAT

3 - six times, last 4/20/11

in 6-3 loss vs. ANA

At Home:

3 - four times, last 4/20/11

in 6-3 loss vs. ANA

On Road:

3 - 4/25/06 in 4-1 loss at S.J.

- 4/15/04 in 4-1 loss at DET

SPECIAL TEAMS

MOST POWER PLAY GOALS

4 - 4/21/06 in 4-3 win vs. S.J.

At Home:

4 - 4/21/06 in 4-3 win vs. S.J.

On Road:

2 - 4/29/12 in 5-3 loss at PHX

- 4/15/11 in 5-3 loss at ANA

MOST POWER PLAY CHANCES

9 - 4/23/06 in 3-0 loss vs. S.J.

On Road:

9 - 4/23/06 in 3-0 loss vs. S.J.

On Road:

7 - 4/27/06 in 5-4 loss at S.J.

MOST POWER PLAY GOALS AGAINST

3 - 4/23/06 in 3-0 loss vs. S.J.

At Home:

3 - 4/23/06 in 3-0 loss vs. S.J.

On Road:

2 - 4/15/11 in 5-3 loss at ANA

- 4/27/06 in 5-4 loss at S.J.

MOST SHORTHANDED GOALS

1 - six times, last 5/7/11 in 4-3 win at VAN

At Home:

1 - 5/3/11 in 3-2 OT loss vs. VAN

- 4/13/07 in 5-2 win vs. S.J.

- 4/11/04 in 3-1 win vs. DET

On Road:

1 - 5/7/11 in 4-3 win at VAN

- 4/24/10 in 5-4 OT loss at CHI

- 4/25/06 in 4-1 loss at S.J.

MOST TIMES SHORTHANDED

10 - 4/23/06 in 3-0 loss vs. S.J.

At Home:

10 - 4/23/06 in 3-0 loss vs. S.J.

On Road:

9 - 4/25/06 in 4-1 loss at S.J.

MOST SHORTHANDED GOALS AGAINST

1 - five times, last 4/30/11

in 2-1 OT win at VAN

At Home:

1 - 4/20/11 in 6-3 loss vs. ANA

- 4/20/08 in 3-0 loss vs. DET

On Road:

1 - 4/30/11 in 2-1 OT win at VAN

- 4/24/10 in 5-4 OT loss at CHI

- 4/15/04 in 4-1 loss at DET

PENALTY MINUTES

MOST PENALTY MINUTES

64 - 4/13/07 in 5-2 win vs. S.J.

At Home:

64 - 4/13/07 in 5-2 win vs. S.J.

On Road:

24 - 4/27/06 in 5-4 loss at S.J.

MOST PENALTY MINUTES, OPPONENT

57 - 4/13/07 in 5-2 win vs. S.J.

At Home:

57 - 4/13/07 in 5-2 win vs. S.J.

On Road:

46 - 4/13/11 in 4-1 win at ANA

MOST PENALTY MINUTES BY BOTH TEAMS

121 - 4/13/07 in 5-2 win vs. S.J.

(NSH 64, S.J. 57)

At Home:

121 - 4/13/07 in 5-2 win vs. S.J.

(NSH 64, S.J. 57)

On Road:

60 - 4/13/11 in 4-1 win at ANA

(ANA 46, NSH 14)

SHOTS

MOST SHOTS

46 - 4/30/11 in 2-1 OT win at VAN

At Home:

43 - 4/11/07 in 5-4 loss vs. S.J.

On Road:

46 - 4/30/11 in 2-1 OT win at VAN

FEWEST SHOTS

15 - 4/17/04 in 2-0 loss vs. DET

At Home:

15 - 4/17/04 in 2-0 loss vs. DET

On Road:

17 - 4/17/12 in 3-1 win at DET

- 4/25/06 in 4-1 loss at S.J.

MOST SHOTS AGAINST

54 - 4/18/08 in 2-1 OT loss at DET

At Home:

47 - 5/3/11 in 3-2 OT loss vs. VAN

On Road:

54 - 4/18/08 in 2-1 OT loss at DET

FEWEST SHOTS AGAINST

16 - 4/17/11 in 4-3 win vs. ANA

At Home:

16 - 4/17/11 in 4-3 win vs. ANA

On Road:

17 - 5/7/12 in 2-1 loss at PHX

MOST SHOTS BY BOTH TEAMS

81 - 4/11/07 in 5-4 loss vs. S.J.

(NSH 43, S.J. 38)

At Home:

81 - 4/11/07 in 5-4 loss vs. S.J.

(NSH 43, S.J. 38)

On Road:

79 - 4/30/11 in 2-1 OT win at VAN

(NSH 46, VAN 33)

FEWEST SHOTS BY BOTH TEAMS

41 - 4/17/04 in 2-0 loss vs. DET

(DET 26, NSH 15)

At Home:

41 - 4/17/04 in 2-0 loss vs. DET

(DET 26, NSH 15)

On Road:

48 - 4/18/07 in 3-2 loss at S.J.

(NSH 25, S.J. 23)

LARGEST SHOT ADVANTAGE

21 - 4/11/11 in 3-1 win vs. ANA

(NSH 37, ANA 16)

At Home:

21 - 4/17/11 in 4-3 win vs. ANA

(NSH 37, ANA 16)

On Road:

18 - 4/27/12 in 4-3 OT loss at PHX

(NSH 42, PHX 24)

LARGEST SHOT DEFICIT

33 - 4/18/08 in 2-1 OT loss at DET

(DET 54, NSH 21)

At Home:

23 - 4/20/08 in 3-0 loss vs. DET

(DET 43, NSH 20)

On Road:

33 - 4/18/08 in 2-1 OT loss at DET

(DET 54, NSH 21)

PLAYOFFS

TEAM - PERIOD

GOALS

MOST GOALS

4 - 4/16/10 in 3rd per. of 4-1 win at Chicago

At Home:

3 - 4/26/10 in 1st per. of 5-3 loss vs. Chicago

- 4/14/08 in 3rd per. of 5-3 win vs. Detroit

- 4/21/06 in 1st per. of 4-3 win vs. San Jose

On Road:

4 - 4/16/10 in 3rd per. of 4-1 win at Chicago

MOST GOALS AGAINST

4 - 4/26/10 in 1st per. of 5-3 win vs. Chicago

At Home:

4 - 4/26/10 in 1st per. of 5-3 win vs. Chicago

On Road:

3 - four times, last 4/29/12 in 2nd per.

of 5-3 loss at Phoenix

MOST GOALS BY BOTH TEAMS

7 - 4/26/10 in 3rd per. of 5-3 loss vs. Chicago

(CHI 4, NSH 3)

At Home:

7 - 4/26/10 in 3rd per. of 5-3 loss vs. Chicago

(CHI 4, NSH 3)

On Road:

4 - four times, last 4/29/12 in 2nd per. of 5-3 loss at

Phoenix (PHX 3, NSH 1)

FASTEST GOALS

FASTEST GOAL FROM START OF GAME

0:16 - Adam Hall, 4/7/04 in 3-1 loss at Detroit

At Home:

5:18 - Dan Hamhuis, 4/16/08 in 3-2 win vs. Detroit

On Road:

0:16 - Adam Hall, 4/7/04 in 3-1 loss at Detroit

FASTEST GOAL AGAINST FROM START OF GAME

1:26 - Ray Whitney, 4/17/04 in 2-0 loss vs. Detroit

At Home:

1:26 - Ray Whitney, 4/17/04 in 2-0 loss vs. Detroit

On Road:

2:26 - Darren McCarthy, 4/12/08 in 4-2 loss at Detroit

FASTEST GOAL FROM START OF SECOND PERIOD

0:51 - David Legwand, 5/7/11 in 4-3 win at Vancouver

At Home:

2:35 - Alexander Radulov, 4/11/07 in 5-4 loss vs. S.J.

On Road:

0:51 - David Legwand, 5/7/11 in 4-3 win at Vancouver

FASTEST GOAL AGAINST FROM START OF SECOND PERIOD

0:39 - Nicklas Lidstrom, 4/12/08 in 4-2 loss at Detroit

At Home:

1:00 - Ryan Kesler, 5/3/11 in 3-2 OT loss vs. Vancouver

On Road:

0:39 - Nicklas Lidstrom, 4/12/08 in 4-2 loss at Detroit

FASTEST GOAL FROM START OF THIRD PERIOD

0:13 - David Legwand, 4/20/12 in 2-1 win vs. Detroit

At Home:

0:13 - David Legwand, 4/20/12 in 2-1 win vs. Detroit

On Road:

0:53 - Ryan Suter, 4/29/12 in 5-3 loss at Phoenix

FASTEST GOAL AGAINST FROM START OF THIRD PERIOD

0:37 - Kris Draper, 4/7/04 in 3-1 loss at Detroit

At Home:

0:40 - Pavel Datsyuk, 4/14/08 in 5-3 win vs. Detroit

On Road:

0:37 - Kris Draper, 4/7/04 in 3-1 loss at Detroit

FASTEST GOAL FROM START OF OVERTIME

1:57 - Jerred Smithson, 4/22/11 in 4-3 win at Anaheim

At Home:

None

On Road:

1:57 - Jerred Smithson, 4/22/11 in 4-3 win at Anaheim

FASTEST GOAL AGAINST FROM START OF OVERTIME

1:48 - Johan Franzen, 4/18/08 in 2-1 loss at Detroit

At Home:

10:45 - Ryan Kesler, 5/3/11 in 3-2 loss vs. Vancouver

On Road:

1:48 - Johan Franzen, 4/18/08 in 2-1 loss at Detroit

LATEST GOAL FROM START OF OVERTIME

14:51 (2OT) - Matt Halischuk,

4/30/11 in 2-1 win at Vancouver

At Home:

None

On Road:

14:51 (2OT) - Matt Halischuk,

4/30/11 in 2-1 win at Vancouver

LATEST GOAL AGAINST FROM START OF OVERTIME

8:14 (2OT) - Patrick Rissmiller,

4/11/07 in 5-4 loss vs. San Jose

At Home:

8:14 (2OT) - Patrick Rissmiller,

4/11/07 in 5-4 loss vs. San Jose

On Road:

14:04 - Ray Whitney, 4/27/12 in 4-3 loss at Phoenix

FASTEST TWO GOALS, TEAM

0:09 - Ryan Suter & Jason Arnott, 4/14/08 @ 16:03 &

16:12 of 3rd per. of 5-3 win vs. Detroit

At Home:

0:09 - Ryan Suter & Jason Arnott, 4/14/08 @ 16:03 &

16:12 of 3rd per. of 5-3 win vs. Detroit

On Road:

0:11 - Alexander Radulov & Jordyn Tootoo,

4/12/08 @ 2:19 & 2:30 of 2nd per.

of 4-2 loss at Detroit

FASTEST TWO GOALS AGAINST, TEAM

0:30 - Teemu Selanne (twice), 4/17/11 @ 18:10 & 18:40 of

2nd per. of 4-3 win vs. Anaheim

- Ray Whitney & Steve Yzerman, 4/17/04 @ 1:26 &

1:56 of 1st per. of 2-0 loss vs. Detroit

At Home:

0:30 - twice, last Teemu Selanne (twice), 4/17/11 @ 18:10

& 18:40 of 2nd per. of 4-3 win vs. Anaheim

On Road:

0:38 - Corey Perry & Teemu Selanne, 4/15/11 @ 5:24 &

6:02 of 1st per. of 5-3 loss at Anaheim

FASTEST TWO GOALS, BOTH TEAMS

0:11 - Pavel Datsyuk (DET) & Greg de Vries (NSH),

4/16/08 @ 6:24 & 6:35 of 2nd per.

of 3-2 win vs. Detroit

At Home:

0:11 - Pavel Datsyuk (DET) & Greg de Vries (NSH),

4/16/08 @ 6:24 & 6:35 of 2nd per.

of 3-2 win vs. Detroit

On Road:

1:16 - Shea Weber (NSH) & Patrick Marleau (S.J.),

4/27/06 @ 5:45 & 7:01 of 2nd per.

of 5-4 loss at San Jose

FASTEST THREE GOALS, TEAM

3:36 - Ryan Suter, Jason Arnott & Martin Erat,

4/14/08 @ 16:03, 16:12 & 19:39 of 3rd per.

of 5-3 win vs. Detroit

At Home:

3:36 - Ryan Suter, Jason Arnott & Martin Erat,

4/14/08 @ 16:03, 16:12 & 19:39 of 3rd per.

of 5-3 win vs. Detroit

On Road:

9:09 - J-P Dumont, Jerred Smithson & Martin Erat,

4/16/10 @ 10:37, 19:12 & 19:46 of 3rd per.

of 4-1 win at Chicago

FASTEST THREE GOALS AGAINST, TEAM

5:55 - Patrick Marleau, Marleau & Mark Smith,

4/27/06 @ 7:01, 11:30 & 12:56 of 2nd per.

of 5-4 loss at San Jose

At Home:

10:21 - Mike Grier, Craig Rivet & Milan Michalek,

4/11/07 @ 5:31, 12:57 & 15:52 of 2nd per.

of 5-4 loss vs. San Jose

On Road:

5:55 - Patrick Marleau, Marleau & Mark Smith, 4/27/06

@ 7:01, 11:30 & 12:56 of 2nd per.

of 5-4 loss at San Jose

FASTEST THREE GOALS, BOTH TEAMS

1:04 - Cam Fowler (ANA), Saku Koivu (ANA) & Patric

Hornqvist (NSH), 4/20/11 @ 4:41, 5:14 & 5:44 of 1st

per. of 6-3 loss vs. Anaheim

At Home:

1:04 - Cam Fowler (ANA), Saku Koivu (ANA) & Patric

Hornqvist (NSH), 4/20/11 @ 4:41, 5:14 & 5:44 of 1st

per. of 6-3 loss vs. Anaheim

On Road:

1:51 - Nicklas Lidstrom (DET), Alexander Radulov (NSH)

& Jordyn Tootoo (NSH), 4/12/08 @ 0:39, 2:19 &

2:30 of 2nd per. of 4-2 loss at Detroit

SPECIAL TEAMS

MOST POWER PLAY GOALS

3 - 4/21/06 in 1st per. of 4-3 win vs. San Jose

At Home:

3 - 4/21/06 in 1st per. of 4-3 win vs. San Jose

On Road:

1 - five times, last 4/13/11 in 1st per.

of 4-1 win at Anaheim

MOST POWER PLAY CHANCES

5 - 4/23/06 in 3rd per. of 3-0 loss vs. San Jose

At Home:

5 - 4/23/06 in 3rd per. of 3-0 loss vs. San Jose

On Road:

3 - 4/27/06 in 1st per. of 5-4 loss at San Jose

- 4/10/04 in 2nd per. of 2-1 loss at Detroit

- 4/10/04 in 1st per. of 2-1 loss at Detroit

MOST POWER PLAY GOALS AGAINST

3 - 4/23/06 in 1st per. of 3-0 loss vs. San Jose

At Home:

3 - 4/23/06 in 1st per. of 3-0 loss vs. San Jose

On Road:

2 - twice, last 4/15/11 in 1st per. of 5-3 loss at Anaheim

MOST SHORTHANDED GOALS

1 - six times, last 5/7/11 in 1st per.

of 4-3 win at Vancouver

At Home:

1 - three times, last 5/3/11 in 1st per.

of 3-2 OT loss vs. Vancouver

On Road:

1 - three times, last 5/7/11 in 1st per.

of 4-3 win at Vancouver

PLAYOFFS

TEAM - PERIOD

MOST SHORTHANDED SITUATIONS

- 5 - three times, last 4/26/10 in 2nd per. of 5-3 loss vs. Chicago

At Home:

- 5 - 4/26/10 in 2nd per. of 5-3 loss vs. Chicago
- 4/20/07 in 2nd per. of 3-2 loss vs. San Jose
- 4/23/06 in 1st per. of 3-0 loss vs. San Jose

On Road:

- 4 - four times, last 4/15/11 in 1st per. of 5-3 loss at Anaheim

MOST SHORTHANDED GOALS AGAINST

- 1 - five times, last 4/30/11 in 2nd per. of 2-1 TOT loss at Vancouver

At Home:

- 1 - 4/20/11 in 3rd per. of 6-3 loss vs. Anaheim
- 4/24/08 in 2nd per. of 5-4 loss vs. Detroit

On Road:

- 1 - 4/30/11 in 2nd per. of 2-1 TOT loss at Vancouver
- 4/24/10 in 3rd per. of 5-4 OT loss at Chicago
- 4/15/04 in 1st per. of 4-1 loss at Detroit

PENALTY MINUTES

MOST PENALTY MINUTES

- 35 - 4/13/07 in 3rd per. of 5-2 win vs. San Jose

At Home:

- 35 - 4/13/07 in 3rd per. of 5-2 win vs. San Jose

On Road:

- 14 - 4/10/04 in 3rd per. of 2-1 loss at Detroit

MOST PENALTY MINUTES, OPPONENT

- 41 - 4/13/07 in 3rd per. of 5-2 win vs. San Jose

At Home:

- 41 - 4/13/07 in 3rd per. of 5-2 win vs. San Jose

On Road:

- 40 - 4/13/11 in 3rd per. of 4-1 win at Anaheim

MOST PENALTY MINUTES BY BOTH TEAMS

- 76 - 4/13/07 in 3rd per. of 5-2 win vs. San Jose (S.J. 41, NSH 35)

At Home:

- 76 - 4/13/07 in 3rd per. of 5-2 win vs. San Jose (S.J. 41, NSH 35)

On Road:

- 50 - 4/13/11 in 3rd per. of 4-1 win at Anaheim (ANA 40, NSH 10)

SHOTS

MOST SHOTS

- 16 - 4/27/12 in 3rd per. of 4-3 OT loss at Phoenix
- 4/22/11 in 3rd per. of 4-3 OT win at Anaheim

At Home:

- 15 - 4/17/11 in 2nd per. of 4-3 win vs. Anaheim
- 4/26/10 in 3rd per. of 5-3 loss vs. Chicago
- 4/30/06 in 2nd per. of 2-1 loss vs. San Jose

On Road:

- 16 - 4/27/12 in 3rd per. of 4-3 OT loss at Phoenix
- 4/22/11 in 3rd per. of 4-3 OT win at Anaheim

MOST SHOTS AGAINST

- 23 - 4/11/04 in 3rd per. of 3-1 win vs. Detroit

At Home:

- 23 - 4/11/04 in 3rd per. of 3-1 win vs. Detroit

On Road:

- 20 - 4/18/08 in 2nd per. of 2-1 OT loss at Detroit

MOST SHOTS BY BOTH TEAMS

- 34 - 4/29/12 in 2nd per. of 5-3 loss at Phoenix (PHX 19, NSH 15)

At Home:

- 33 - 4/30/06 in 2nd per. of 2-1 loss vs. San Jose (S.J. 18, NSH 15)

On Road:

- 34 - 4/29/12 in 2nd per. of 5-3 loss at Phoenix (PHX 19, NSH 15)

FEWEST SHOTS

- 3 - four times, last 4/18/08 in 2nd per. of 2-1 OT loss at Detroit

At Home:

- 3 - 4/13/04 in 1st per. of 3-0 win vs. Detroit

On Road:

- 3 - 4/18/08 in 2nd per. of 2-1 OT loss at Detroit
- 4/10/08 in 3rd per. of 3-1 loss at Detroit
- 4/18/07 in 3rd per. of 3-2 loss at San Jose

FEWEST SHOTS AGAINST

- 1 - 4/27/12 in 3rd per. of 4-3 OT loss at Phoenix
2 - 5/9/11 in 2nd per. of 2-1 loss vs. Vancouver
- 4/11/07 in 3rd per. of 5-4 loss vs. San Jose

At Home:

- 2 - 5/9/11 in 2nd per. of 2-1 loss vs. Vancouver
- 4/11/07 in 3rd per. of 5-4 loss vs. San Jose

On Road:

- 1 - 4/27/12 in 3rd per. of 4-3 OT loss at Phoenix

FEWEST SHOTS BY BOTH TEAMS

- 9 - 5/9/11 in 2nd per. of 2-1 loss vs. Vancouver (NSH 7, VAN 2)

At Home:

- 9 - 5/9/11 in 2nd per. of 2-1 loss vs. Vancouver (NSH 7, VAN 2)

On Road:

- 11 - 4/15/04 in 2nd per. of 4-1 loss at Detroit (NSH 6, DET 5)

LARGEST SHOT ADVANTAGE

- 15 - 4/27/12 in 3rd per. of 4-3 OT loss at Phoenix
12 - 4/26/10 in 3rd per. of 5-3 loss vs. Chicago (NSH 15, CHI 3)

At Home:

- 12 - 4/26/10 in 3rd per. of 5-3 loss vs. Chicago (NSH 15, CHI 3)

On Road:

- 15 - 4/27/12 in 3rd per. of 4-3 OT loss at Phoenix
11 - 4/27/06 in 3rd per. of 5-4 loss at San Jose (NSH 14, S.J. 3)

LARGEST SHOT DEFICIT

- 17 - 4/18/08 in 2nd per. of 2-1 OT loss at Detroit (DET 20, NSH 3)
- 4/20/08 in 3rd per. of 3-0 loss vs. Detroit (DET 21, NSH 4)

At Home:

- 17 - 4/20/08 in 2nd per. of 3-0 loss vs. Detroit (DET 21, NSH 4)

On Road:

- 17 - 4/18/08 in 2nd per. of 2-1 OT loss at Detroit (DET 20, NSH 3)



PLAYER- CAREER / SEASON

GAMES PLAYED

MOST GAMES PLAYED

47 - David Legwand, 2004-12

By Defenseman

43 - Shea Weber, 2006-12

MOST GAMES PLAYED AGAINST

17 - Pavel Datsyuk, Tomas Holmstrom,
Nicklas Lidstrom & Henrik Zetterberg, 2004-12

GOALS

MOST GOALS

13 - David Legwand, 2004-12

By Defenseman

10 - Shea Weber, 2006-12

MOST GOALS AGAINST

10 - Patrick Marleau (S.J.), 2006-07

MOST GAME-WINNING GOALS

3 - David Legwand, 2004-12

ASSISTS

MOST ASSISTS

15 - David Legwand, 2004-12

- Martin Erat, 2004-12

By Defenseman

10 - Shea Weber, 2006-12

MOST ASSISTS AGAINST

11 - Christian Ehrhoff (S.J., VAN), 2006-11

- Joe Thornton (S.J.), 2006-07

POINTS

MOST POINTS

28 - David Legwand (13g-15a), 2004-12

23 - Martin Erat (8g-15a), 2004-12

By Defenseman

20 - Shea Weber (10g-10a), 2006-12

MOST POINTS AGAINST

14 - Patrick Marleau (S.J.) (10g-4a), 2006-07

SPECIAL TEAMS

MOST POWER-PLAY GOALS

4 - Shea Weber, 2006-12

By Defenseman

4 - Shea Weber, 2006-12

MOST POWER-PLAY POINTS

8 - Shea Weber, (4g-4a), 2006-12

- Paul Kariya (2g-6a), 2006-07

By Defenseman

8 - Shea Weber (4g-4a), 2006-12

MOST SHORTHANDED GOALS

3 - David Legwand, 2004-12

MOST SHORTHANDED POINTS

4 - David Legwand (3g-1a), 2004-12

SHOTS

MOST SHOTS

115 - David Legwand, 2004-12

By Defenseman

107 - Shea Weber, 2006-12

PENALTY MINUTES

MOST PENALTY MINUTES

63 - Jordin Tootoo, 2004-12

By Defenseman

37 - Shea Weber, 2006-12

GOALTENDING

MOST GAMES PLAYED

28 - Pekka Rinne, 2010-12

MOST MINUTES PLAYED

1716 - Pekka Rinne, 2010-12

MOST WINS

13 - Pekka Rinne, 2010-12

MOST LOSSES

15 - Pekka Rinne, 2010-12

MOST GOALS ALLOWED

69 - Pekka Rinne, 2010-12

LOWEST GOALS-AGAINST AVERAGE

(min. 4 games)

2.41 - Pekka Rinne, 2010-12

HIGHEST SAVE PERCENTAGE (min. 4 games)

.938 - Dan Ellis, 2008

MOST SHUTOUTS

1 - Pekka Rinne, 2010-12

- Tomas Vokoun, 2007-08

MOST ASSISTS

1 - Pekka Rinne, 2010-12

MOST POINTS

1 - Pekka Rinne, 2010-12

MOST PENALTY MINUTES

2 - Pekka Rinne, 2010-12

- Tomas Vokoun, 2004-07

PLAYER - SEASON

GOALS

MOST GOALS

7 - Joel Ward, 2011

6 - David Legwand, 2011

By Defenseman

3 - Shea Weber, 2011

By Rookie

3 - Gabriel Bourque, 2012

- Alexander Radulov, 2007

MOST GOALS AT HOME

4 - David Legwand, 2011

- J-P Dumont, 2007

By Defenseman

2 - Shea Weber, 2010

By Rookie

3 - Alexander Radulov, 2007

MOST GOALS ON ROAD

4 - Joel Ward, 2011

3 - Shea Weber, 2011

- Martin Erat, 2010

By Defenseman

3 - Shea Weber, 2011

By Rookie

1 - three times, last Gabriel Bourque, 2012

MOST GAME-WINNING GOALS

2 - David Legwand, 2012

LONGEST GOAL-SCORING STREAK

3 - Joel Ward (4g), 5/3-5/7/11

ASSISTS

MOST ASSISTS

6 - Joel Ward, 2011

By Defenseman

5 - Cody Franson & Ryan Suter, 2011

By Rookie

2 - four times, last Jonathon Blum & Blake

Geoffrion, 2011

MOST ASSISTS AT HOME

4 - Joel Ward, 2011

- Paul Kariya, 2006

By Defenseman

3 - Cody Franson, 2011

- Ryan Suter, 2011

- Shea Weber, 2007

By Rookie

2 - Gabriel Bourque, 2012

- Dan Hamhuis, 2004

MOST ASSISTS ON ROAD

4 - Mike Fisher, 2011

By Defenseman

3 - Ryan Suter, 2012

By Rookie

1 - five times, last Craig Smith, 2012

LONGEST ASSIST STREAK

4 - Alexander Radulov (4a), 4/13-4/20/12

POINTS

MOST POINTS

13 - Joel Ward (7g-6a), 2011

9 - David Legwand (6g-3a), 2011

By Defenseman

6 - Cody Franson (1g-5a), 2011

- Ryan Suter (1g-5a), 2011

By Rookie

5 - Gabriel Bourque (3g-2a), 2012

MOST POINTS AT HOME

7 - Joel Ward (3g-4a), 2011

By Defenseman

4 - Cody Franson (1g-3a), 2011

By Rookie

4 - Gabriel Bourque (2g-2a), 2012

- Alexander Radulov (3g-1a), 2007

MOST POINTS ON ROAD

6 - Joel Ward (4g-2a), 2011

- Mike Fisher (2g-4a), 2011

By Defenseman

4 - Kevin Klein (2g-2a), 2012

- Ryan Suter (1g-3a), 2012

- Shea Weber (3g-1a), 2011

By Rookie

1 - eight times, last Gabriel Bourque (1g)

& Craig Smith (1a), 2012

LONGEST POINT STREAK

5 - Joel Ward (4g-4a), 4/30-5/9/11

- Joel Ward (3g-2a), 4/15-4/24/11

PLAYOFFS

PLAYER - SEASON / SERIES

SPECIAL TEAMS

MOST POWER-PLAY GOALS

- Joel Ward, 2011
- Shea Weber, 2011
- Paul Kariya, 2006

By Defenseman

- Shea Weber, 2011

By Rookie

- Shea Weber, 2006

MOST POWER-PLAY POINTS

- Paul Kariya (2g-4a), 2006

By Defenseman

- four times, last Ryan Suter (1g-3a), 2012

By Rookie

- Shea Weber (1g), 2006

MOST SHORTHANDED GOALS

- David Legwand, 2011

MOST SHORTHANDED POINTS

- David Legwand (2g), 2011

SHOTS

MOST SHOTS

- Patric Hornqvist, 2011

By Defenseman

- Shea Weber, 2011

By Rookie

- Gabriel Bourque, 2012
- Alexander Radulov, 2007

PENALTY MINUTES

MOST PENALTY MINUTES

- Jordin Tootoo, 2011
- Scott Hartnell, 2007

By Defenseman

- Shane O'Brien, 2011

By Rookie

- Alexander Radulov, 2007

PLUS/MINUS

HIGHEST PLUS/MINUS

- Francis Bouillon, 2012

By Defenseman

- Francis Bouillon, 2012

By Rookie

- Ryan Ellis, 2012
- Jonathon Blum, 2011

GOALTENDING

MOST GAMES PLAYED

- Pekka Rinne, 2011

MOST CONSECUTIVE GAMES PLAYED

- Pekka Rinne, 4/13-5/9/11

MOST CONSECUTIVE STARTS

- Pekka Rinne, 4/13-5/9/11

MOST MINUTES PLAYED

- Pekka Rinne, 2011

MOST WINS

- Pekka Rinne, 2011

MOST CONSECUTIVE WINS

- Pekka Rinne, 4/15-4/20/12

MOST LOSSES

- Pekka Rinne, 2011

MOST CONSECUTIVE LOSSES

- Chris Mason, 4/23-4/30/06

MOST GOALS ALLOWED

- Pekka Rinne, 2011

LOWEST GOALS-AGAINST AVERAGE

(min. 4 games)

- Tomas Vokoun, 2004

HIGHEST SAVE PERCENTAGE (min. 4 games)

- Tomas Vokoun, 2004

MOST SHUTOUTS

- Pekka Rinne, 2012
- Tomas Vokoun, 2004

LONGEST SHUTOUT STREAK

- Pekka Rinne, 4/29-5/4/12

MOST ASSISTS/POINTS

- Pekka Rinne (1a), 2011

MOST PENALTY MINUTES

- Pekka Rinne, 2012
- Tomas Vokoun, 2007

PLAYER - SERIES

GOALS

MOST GOALS

- Joel Ward, 2011 WCS vs. VAN
- David Legwand, 2011 WCS vs. VAN
- Martin Erat, 2010 WCO vs. CHI
- J-P Dumont, 2007 WCO vs. S.J.

By Defenseman

- Shea Weber, 2011 WCO vs. ANA

By Rookie

- Gabriel Bourque, 2012 WCO vs. DET
- Alexander Radulov, 2007 WCO vs. S.J.

MOST GOALS BY AN OPPONENT

- Patrick Marleau, 2006 WCO vs. S.J.

MOST GOALS AT HOME

- J-P Dumont, 2007 WCO vs. S.J.

By Defenseman

- Shea Weber, 2010 WCO vs. CHI

By Rookie

- Alexander Radulov, 2007 WCO vs. S.J.

MOST GOALS ON ROAD

- Shea Weber, 2011 WCO vs. ANA
- Martin Erat, 2010 WCO vs. CHI

By Defenseman

- Shea Weber, 2011 WCO vs. ANA

By Rookie

- Gabriel Bourque, 2012 WCO vs. DET
- Matt Halischuk, 2011 WCS vs. VAN
- Shea Weber, 2006 WCO vs. S.J.

MOST GAME-WINNING GOALS

- 19 times, last David Legwand, 2012 WCS vs. PHX

ASSISTS

MOST ASSISTS

- David Legwand, 2010 WCO vs. CHI
- Paul Kariya, 2006 WCO vs. S.J.

By Defenseman

- Cody Franson, 2011 WCO vs. ANA

By Rookie

- four times, last Jonathon Blum & Blake Geoffrion, 2011 WCO vs. CHI

MOST ASSISTS BY AN OPPONENT

- six times, last Ryan Kesler, 2011 WCS vs. VAN

MOST ASSISTS AT HOME

- Paul Kariya, 2006 WCO vs. S.J.

By Defenseman

- Shea Weber, 2007 WCO vs. S.J.

By Rookie

- Dan Hamhuis, 2004 WCO vs. DET

MOST ASSISTS ON ROAD

- Mike Fisher, 2011 WCO vs. ANA
- David Legwand, 2010 WCO vs. CHI

By Defenseman

- Ryan Suter, 2012 WCS vs. PHX

By Rookie

- five times, last Craig Smith, 2012 WCS vs. PHX

POINTS

MOST POINTS

- Joel Ward (4g-4a), 2011 WCS vs. VAN
- David Legwand (2g-5a), 2010 WCO vs. CHI
- Paul Kariya (2g-5a), 2006 WCO vs. S.J.

By Defenseman

- Shea Weber (2g-3a), 2011 WCO vs. ANA

By Rookie

- Gabriel Bourque (3g-1a), 2012 WCO vs. DET
- Alexander Radulov (3g-1a), 2007 WCO vs. S.J.

MOST POINTS BY AN OPPONENT

- Ryan Kesler (5g-6a), 2011 WCS vs. VAN

MOST POINTS AT HOME

- Paul Kariya (1g-4a), 2006 WCO vs. S.J.

By Defenseman

- Shea Weber (1g-2a), 2010 WCO vs. CHI
- Shea Weber (3a), 2007 WCO vs. S.J.

By Rookie

- Alexander Radulov (3g-1a), 2007 WCO vs. S.J.

MOST POINTS ON ROAD

- Mike Fisher (2g-3a), 2011 WCO vs. ANA
- Shea Weber (3g-2a), 2011 WCO vs. ANA

By Defenseman

- Shea Weber (3g-2a), 2011 WCO vs. ANA

By Rookie

- eight times, last Craig Smith (1a), 2012 WCS vs. PHX

SPECIAL TEAMS

MOST POWER-PLAY GOALS

- Shea Weber, 2011 WCO vs. ANA
- Paul Kariya, 2006 WCO vs. S.J.

By Defenseman

- Shea Weber, 2011 WCO vs. ANA

By Rookie

- Shea Weber, 2006 WCO vs. S.J.

MOST POWER-PLAY POINTS

- Paul Kariya (2g-4a), 2006 WCO vs. S.J.

By Defenseman

- Ryan Suter (1g-2a), 2012 WCS vs. PHX
- Shea Weber (2g-1a), 2011 WCO vs. CHI
- Kimmo Timonen (3a), 2006 WCO vs. S.J.

By a Rookie

- Shea Weber (1g), 2006 WCO vs. S.J.

MOST SHORTHANDED GOALS

- David Legwand, 2011 WCS vs. VAN

MOST SHORTHANDED POINTS

- David Legwand (2g), 2011 WCS vs. VAN

SHOTS

MOST SHOTS

- Patric Hornqvist, 2011 WCO vs. ANA

By Defenseman

- Shea Weber, 2011 WCO vs. ANA

By Rookie

- Alexander Radulov, 2007 WCO vs. S.J.

PENALTY MINUTES

MOST PENALTY MINUTES

- Scott Hartnell, 2007 WCO vs. S.J.

By Defenseman

- Shane O'Brien, 2011 WCO vs. ANA

By Rookie

- Alexander Radulov, 2007 WCO vs. S.J.

PLAYOFFS

PLAYER - GAME / GAME / PERIOD

PLUS/MINUS

HIGHEST PLUS/MINUS

+6 - Francis Bouillon, 2012 WCO vs. DET

By Defenseman

+6 - Francis Bouillon, 2012 WCO vs. DET

By Rookie

+5 - Gabriel Bourque, 2012 WCO vs. DET

GOALTEENDING

MOST GAMES PLAYED

6 - five times, last Pekka Rinne, 2011 WCS vs. VAN

MOST MINUTES PLAYED

402 - Pekka Rinne, 2011 WCS vs. VAN

MOST WINS

4 - Pekka Rinne, 2012 WCO vs. DET
- Pekka Rinne, 2011 WCO vs. ANA

MOST LOSSES

4 - seven times, last Pekka Rinne, 2012 WCS vs. PHX

MOST GOALS ALLOWED

19 - Pekka Rinne, 2011 WCO vs. ANA

LOWEST GOALS-AGAINST AVERAGE (min. 4 games)

1.81 - Pekka Rinne, 2012 WCO vs. DET

HIGHEST SAVE PERCENTAGE (min. 4 games)

.944 - Pekka Rinne, 2012 WCO vs. DET

MOST SHUTOUTS

1 - Pekka Rinne, 2012 WCS vs. PHX
- Tomas Vokoun, 2004 WCO vs. DET

MOST ASSISTS/POINTS

1 - Pekka Rinne, 2011 WCO vs. ANA

MOST PENALTY MINUTES

2 - Pekka Rinne, 2012 WCS vs. PHX
- Tomas Vokoun, 2007 WCO vs. S.J.

PLAYER - GAME

GOALS

MOST GOALS

2 - 12 times, last Gabriel Bourque, 4/11/12 vs. Detroit

By Defenseman

1 - 22 times, last Ryan Suter, 4/29/12 at Phoenix

By Rookie

2 - Gabriel Bourque, 4/11/12 vs. Detroit
- Alexander Radulov, 4/11/07 vs. San Jose

MOST GOALS AGAINST

3 - Patrick Marleau, 4/27/06 at San Jose

ASSISTS

MOST ASSISTS

4 - Paul Kariya, 4/21/06 vs. San Jose

By Defenseman

2 - 10 times, last Francis Bouillon, 4/27/12 at Phoenix

By Rookie

2 - Dan Hamhuis, 4/13/04 vs. Detroit

MOST ASSISTS BY OPPONENT

3 - Christian Ehrhoff, 4/25/06 at San Jose

POINTS

MOST POINTS

4 - Paul Kariya (4a), 4/21/06 vs. San Jose
3 - Joel Ward (2g-1a), 5/7/11 at Vancouver
- Mike Fisher (2g-1a), 4/13/11 at Anaheim
- David Legwand (1g-2a), 4/20/10 vs. Chicago

By Defenseman

2 - 15 times, last Ryan Suter (1g-1a), 4/29/12 at Phoenix

By Rookie

2 - four times, last Gabriel Bourque (2g), 4/11/12 vs. Detroit

MOST POINTS BY OPPONENT

3 - 13 times, last Christian Ehrhoff (1g-2a), Henrik Sedin (1g-2a) & Ryan Kesler (1g-2a), 5/5/11 vs. Vancouver

SPECIAL TEAMS

MOST POWER PLAY GOALS

1 - 25 times, last Ryan Suter, 4/29/12 at Phoenix

MOST POWER PLAY GOALS AGAINST

2 - Ryan Kesler, 5/3/11 vs. Vancouver
- Patrick Marleau, 4/27/06 at San Jose

MOST SHORTHANDED GOALS

1 - six times, last David Legwand, 5/7/11 at Vancouver

MOST SHORTHANDED GOALS AGAINST

1 - five times, last Alexandre Burrows, 4/30/11 at Vancouver

SHOTS

MOST SHOTS

9 - Patric Hornqvist, 4/15/11 at Anaheim
By Defenseman
7 - Shea Weber, 5/7/12 at Phoenix
- Shea Weber, 4/11/07 vs. San Jose

By Rookie

6 - Alexander Radulov, 4/11/07 vs. San Jose

MOST SHOTS BY OPPONENT

9 - four times, last Henrik Zetterberg, 4/15/12 at Detroit

PENALTY MINUTES

MOST PENALTY MINUTES

22 - Jordin Tootoo, 4/20/11 vs. Anaheim

By Defenseman

10 - Kimmo Timonen, 4/10/04 at Detroit

By Rookie

15 - Alexander Radulov, 4/13/07 vs. San Jose

MOST PENALTY MINUTES BY OPPONENT

17 - Mike Grier, 4/13/07 vs. San Jose

GOALTEENDING

MOST SAVES

52 - Dan Ellis, 4/18/08 at Detroit

MOST GOALS ALLOWED

6 - Pekka Rinne, 4/20/11 vs. Anaheim
5 - four times, last Pekka Rinne, 4/29/12 at Phoenix

MOST PENALTY MINUTES

2 - Pekka Rinne, 4/27/12 at Phoenix
- Tomas Vokoun, 4/20/07 vs. San Jose

MOST SAVES AGAINST

44 - Roberto Luongo, 4/30/11 at Vancouver

PLAYER - PERIOD

GOALS

MOST GOALS

2 - five times, last Joel Ward, 5/7/11 at Vancouver (3rd per.)

MOST GOALS AGAINST

2 - Teemu Selanne, 4/17/11 vs. Anaheim (2nd per.)
- Henrik Zetterberg, 4/10/08 at Detroit (3rd per.)
- Patrick Marleau, 4/27/06 at San Jose (2nd per.)

ASSISTS

MOST ASSISTS

3 - Paul Kariya, 4/21/06 vs. San Jose (1st per.)

MOST ASSISTS BY OPPONENT

2 - 12 times, last Ryan Kesler, 5/9/11 vs. Vancouver (1st per.)

POINTS

MOST POINTS

3 - Paul Kariya (3a), 4/21/06 vs. San Jose (1st per.)

MOST POINTS AGAINST

3 - twice, last Patrick Sharp (1g-2a), 4/26/10 vs. Chicago (1st per.)

SPECIAL TEAMS

MOST POWER PLAY GOALS

1 - 25 times, last Ryan Suter, 4/29/12 at Phoenix (3rd per.)

MOST POWER PLAY GOALS AGAINST

2 - Patrick Marleau, 4/27/06 at San Jose (2nd per.)

MOST SHORTHANDED GOALS

1 - six times, last David Legwand, 5/7/11 at Vancouver (1st per.)

MOST SHORTHANDED GOALS AGAINST

1 - five times, last Alexandre Burrows, 4/30/11 at Vancouver (2nd per.)

SHOTS

MOST SHOTS

5 - Shea Weber, 5/7/12 vs. Phoenix (2nd per.)
- Shea Weber, 5/9/11 vs. Vancouver (1st per.)
- Patric Hornqvist, 4/15/11 at Anaheim (1st per.)

MOST SHOTS AGAINST

6 - Henrik Zetterberg, 4/15/12 at Detroit (3rd per.)
- Patrick Marleau, 4/11/07 vs. San Jose (1st per.)
- Brett Hull, 4/11/04 vs. Detroit (3rd per.)

PENALTY MINUTES

MOST PENALTY MINUTES

22 - Jordin Tootoo, 4/20/11 vs. Anaheim (3rd per.)

MOST PENALTY MINUTES, OPPONENT

15 - Mike Grier, 4/13/07 vs. San Jose (3rd per.)
- Scott Hannan, 4/13/07 vs. San Jose (3rd per.)

GOALTEENDING

MOST SAVES

22 - Tomas Vokoun, 4/11/04 vs. Detroit (1st per.)

MOST SAVES AGAINST

15 - Mike Smith, 4/27/12 at Phoenix (3rd per.)
- Ray Emery, 4/17/11 vs. Anaheim (2nd per.)
- Dominik Hasek, 4/12/08 at Detroit (1st per.)
- Vesa Toskala, 4/30/06 vs. San Jose (2nd per.)

MOST GOALS ALLOWED

4 - Pekka Rinne, 4/26/10 vs. Chicago (1st per.)

MEDIA INFO



FORMATION



MEDIA INFORMATION

MEDIA RELATIONS

PRESS INFORMATION

Inquiries about the Predators may be directed to Gerry Helper (ghelper@nashvillepredators.com; 615-770-2344), Kevin Wilson (kwilson@nashvillepredators.com; 615-770-2335) or Jimi Russell (jirussell@nashvillepredators.com; 615-770-2293) of the club's communications department.

CREDENTIALS

Season passes are issued to those members of the media who regularly cover the Nashville Predators. These passes will be honored for entrance to Bridgestone Arena and all working areas for all 2013-14 regular-season home games. Single-game credentials must be submitted by email on company letterhead to Kevin Wilson (kwilson@nashvillepredators.com) by 1 p.m. on the day prior to the game in question. Press box space is limited; for this reason, the Predators cannot guarantee credentials to those members of the media who request such passes after the deadline.

Credentials will be issued only to representatives of legitimate news-gathering agencies and websites. They will be confiscated if worn by members of the media whose names do not appear on the credential. Only credentialed members of the media are allowed to sit in the press box.

MEDIA ENTRANCE

All credentialed media may enter through the employee entrance of Bridgestone Arena on Fifth Avenue (facing the Hilton Suites hotel). The entrance will be open three hours prior to face-off. Practices at the arena and morning skates are accessible through the Patron Platinum Club Entrance 100 feet south of the employee entrance. Credentials are also available at this entrance on game nights.

PHOTOGRAPHERS

Accredited photographers may receive location assignments from team photographer John Russell (johnrussell@earthlink.net) on game nights or in advance via email. In accordance to NHL Images policies and procedures, freelance photographers and roving passes are not permitted.

PRESS BOX & RADIO/TV BOOTHS

The Bridgestone Arena press box is located in sections 310 (television and radio broadcasts), 311 (home and visiting beat writers) and 312 (local TV crews, scouts, other media), and can be reached from the event level by taking the elevators/freight elevator near the Zamboni entrance to Level 4. Proceed to your left out of the elevators, and the press box is three sections down.

WIRELESS INTERNET SERVICE

Wireless internet is available to media throughout Bridgestone Arena. The password can be attained through the Predators communications staff. For technical assistance, please contact Casey Millar (cmillar@nashvillepredators.com; 615-238-7143).

2013-14 NASHVILLE PREDATORS MEDIA GUIDE

The Nashville Predators 2013-14 media guide is available for download on the Predators Pressbox page, or at nashvillepredators.com/mediaguide.

NASHVILLE PREDATORS PRESSBOX PAGE

NashvillePredators.com/Pressbox is a media resource page which contains team publications; in-game and postgame notes, quotes and audio files; online news links; daily stats reports and game notes; and other valuable information. Access to the site is available through the Predators communications department.

PRE-GAME INTERVIEWS

Media interviews are available outside the Predators' dressing room up to 90 minutes before each game by special request. Writers, television and radio stations seeking live or taped pregame interviews must request the coach or player and state the specific interview time to Predators communications representative **AT OR BEFORE** the game-day morning skate.

POSTGAME

Head Coach Barry Trotz will be available in the event-level media lounge for his postgame press conference following each home game. The Predators' dressing room will open no later than five minutes following the conclusion of the game. In the event of a team meeting, the room will open at the conclusion of the meeting. Transcriptions of both head coaches' postgame availabilities, as well as various Predators and visitors player quotes from the locker room will be distributed to the media in a timely manner following each home game. The freight elevator outside section 312 & 313 will make two express trips to the event level immediately following the game.

MEDIA WORK ROOMS

Workrooms and pregame meals are available in the media dining area on the event level in the northwest corner of the arena. These rooms open three hours before the opening face-off. There is a second media lounge adjacent to sections 310 and 311. Statistics, beverages and snacks will be available in the upper lounge during intermissions. Credentials must be displayed at all times to gain access to all media areas.

PRACTICE SESSIONS

Locker rooms will open no later than five minutes after the conclusion of practice. In the event of a team meeting, the room will open at the conclusion of the meeting.

BETWEEN-PERIOD TV INTERVIEWS

Requests are to be made before or during the morning skate. A communications representative will be on hand to assist with all requests.

OFF-LIMITS

The medical room, players' lounge and shower/lavatory areas are closed to all media. The main locker room will be open to the media. Media are not permitted to enter the coaches' offices unless escorted by a member of the Predators communications department.

INJURY REPORTS

Predators General Manager David Poile, Head Coach Barry Trotz and communications personnel are the only Predators representatives who will offer comments on player injuries or injury updates.

MEDIA INFORMATION

MISCELLANEOUS ARENA/ GAME NIGHT INFORMATION

MISCELLANEOUS

Executive Offices:	Bridgestone Arena Corner of Sixth Avenue & Broadway (501 Broadway)
Home Ice:	Bridgestone Arena
Seating Capacity:	17,113
Press Box:	Sixth Avenue side
Press Room:	Fifth Avenue side
Television Facilities:	Sixth Avenue side
Radio Facilities:	Sixth Avenue side
Media Entrance:	Patron Platinum Club (Fifth Avenue)
Rink Dimensions:	200 feet x 85 feet
Ends and Sides of Rink:	Athletica Acrylic Glass; corners - 8 feet, sides - 6 feet
Club Colors:	Navy Blue and Predators Gold
Television Outlet:	FOX Sports Tennessee SportSouth
Radio Outlets:	102.5 FM <i>The Game</i> (WPRT)
Press Box Phone:	615-770-2165

FAN RELATIONS DEPARTMENT

The Nashville Predators Fan Relations Department is dedicated to serving Predators fans and ensuring that the Predators experience is a positive one. Please feel free to email Fan Relations at predators@nashvillepredators.com, visit them at the Fan Information Center presented by AT&T located behind Section 104 near the Bridgestone Arena Conference Rooms, outside Sections 309/310 or phone them at 615-770-2355.

TICKET INFORMATION/BOX OFFICE

Phone number: 615-770-PUCK (Predators Directory)
1-800-745-3000 (Ticketmaster)
www.nashvillepredators.com
www.ticketmaster.com

Box Office Hours: Monday-Saturday, 10 a.m.-5 p.m.

NASHVILLEPREDATORS.COM

NashvillePredators.com is your one-stop shop for all your Preds info - player news, post-game interviews, ticket specials and more. The team's only official website offers an unparalleled selection of video features, game highlights and game analysis - online video clips you can't find anywhere else, and being a part of the NHL.com Network makes it easy to access videos from any team across the League.

Plus, for the fan on the go, take the NashvillePredators.com with you on your cell phone at our mobile site and expand your access to the Preds by following on Facebook ([facebook.com/nashvillepredators](https://www.facebook.com/nashvillepredators)), Facebook ([facebook.com/bridgestonearena](https://www.facebook.com/bridgestonearena)) and Twitter (@PredsNHL, @KWilsonPreds, @PredsRadio, @Jimi_Russ, @BridgstoneArena).

ATM MACHINES

ATM machines are located beside the Predators Pro Shop and behind Section 305, near the Visitors Center.

TICKET WILL CALL

Located inside the main entrance to Bridgestone Arena at Fifth Avenue and Broadway.

ADA ACCESSIBLE PARKING AND SEATING

There is free limited ADA parking in Bridgestone Arena's Sixth Avenue garage with a permit. The Sixth Avenue garage will open two hours before the doors open. There is ADA seating available in every price range. Sitting in an ADA-designated seat without a ticket for that seat is strictly prohibited. All Bridgestone Arena restrooms are wheelchair accessible. For convenience, there are unisex-accessible restrooms located throughout Bridgestone Arena at Sections 103, 109, 111, 117, 216, 312 and 322.

SAFETY AND COURTESY

There is serious risk and danger incidental to the game of hockey. Injury due to flying pucks and sticks that leave the playing area can happen at any point during the game, even during warm-ups. In order to keep play visible for those seated, all guests are asked to cooperate with ushers holding "Puck in Play" signs, and wait for stoppages in play before leaving or returning to the seating area.

LOST AND FOUND

The Bridgestone Arena Lost and Found is located behind section 104 near the Bridgestone Arena Conference Rooms during games. After events, please call the security office (615-770-2050).

MERCHANDISE

The Predators Pro Shop is located on the main concourse, while merchandise kiosks are located throughout the building. Call 615-770-2437 for Pro Shop hours on non-game days.

SEATING

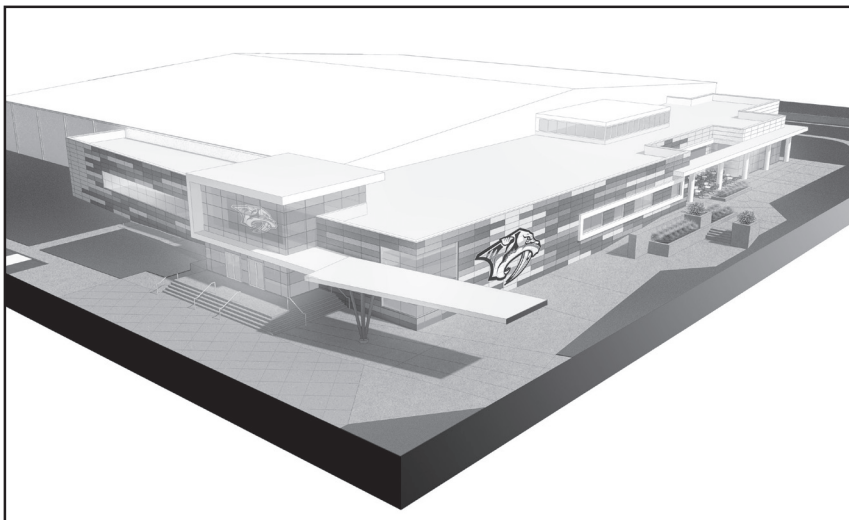
- Patrons 24 months and older are required to have a ticket.
- Exit/re-entry into Bridgestone Arena is strictly prohibited.
- Smoking is prohibited and against the law inside Bridgestone Arena. Guests wishing to smoke may do so on the fourth level parking garage near section 313, or outside the south entrance to the building near section 113.
- Patrons must retain their ticket stubs and be ready to show them to the usher each time they re-enter the seating area.

GENERAL

- Selling tickets on Bridgestone Arena property is strictly prohibited.
- Bottles, cans, food, beverages, coolers, laser pointers, beach balls, frisbees, shoes with wheels, noise makers, fireworks, illegal items, drugs and alcohol, video cameras, still cameras with lenses larger than 200 mm, weapons and dangerous devices of any kind are all strictly prohibited in Bridgestone Arena. All guests found with any of these items will be subject to ejection from the building.
- Banners over 2'x3' are prohibited, and no banners can be attached to any part of the building.
- Intoxicated patrons will not be allowed into Bridgestone Arena, and will be subject to ejection if found inside the building.
- All fans in Bridgestone Arena must be properly dressed at all times. Shirts and shoes are required at all times and clothing which include profanity are prohibited. Fans dressed inappropriately will be subject to ejection from the facility.

MEDIA INFORMATION

NEW RINK PARTNERSHIP



NEW COMMUNITY RINK SET TO DEBUT

As a provision of the lease agreement signed between the city of Nashville and Bridgestone Arena in June 2012, a community ice rink is set to debut in Davidson County in the not too distant future. The rink development is a component of a public-private partnership between Metro and the Nashville Predators that will help continue growth of hockey in Middle Tennessee, setting the franchise up for future success. The Nashville Predators envision this rink as a springboard for creating new fans, ensuring more and more kids are putting a hockey stick in their hands at an early age.

This brand new ice-rink development at The Crossings provides tremendous benefits for the local hockey community and beyond. The creation of this facility provides an increase in

hockey opportunities for players of all levels and ages with expanded leagues and classes while new physical fitness programs geared towards individuals, groups and corporations benefit the Metro Davidson community at large. Tournaments and special events to be hosted at this new centrally-located facility will generate area economic development with increases in demand for local lodging, dining, shopping and entertainment, as well as the creation new of jobs.

While this state-of-the-art facility will predominantly serve Davidson County residents within a 30-minute drive of The Crossings, it will also provide tremendous opportunities and benefits for residents throughout Middle Tennessee and beyond.

MEDIA INFORMATION

RINK PARTNERSHIPS



**222 25th Avenue North
Nashville, TN 37203
(615) 862-8480**

The Thomas Frist Centennial Sportsplex is operated by the Metro Board of Parks and Recreation in Nashville. The facility was made possible by a landmark land exchange between Metro Parks and healthcare provider Hospital Corporation of America (HCA). The city

exchanged 10 prime acres adjacent to Centennial Park for \$12 million. The money was used to build the Sportsplex.

The \$20 million, 145,000 square-foot Sportsplex features a tennis center, a fitness center, an aquatics center and two full-size ice rinks. The aquatics center, named after Olympian Tracy Caulkins, has been the site of numerous U.S. Senior and Junior National Swim Meets, the YMCA National Swim Meet and, to date, still holds one of the fastest times ever swam for the men's 50-meter freestyle, set in the inaugural swim meet in February 1990 by Olympian Tom Jager.

The ice arena is home to the Nashville Predators' practice facility which opened on February 1, 1999. The building holds offices for Predators coaching staff and hockey operations department, a full dressing room, weight room and athletic training wing.

The Sportsplex is also the home of the Predators' summer development camp and training camp.

In addition, Centennial Sportsplex hosts adult hockey leagues, figure skating, numerous public sessions, figure skating competitions, ice shows, hockey tournaments and camps. In 1997, it was one of the sites for the USFSA National Championships.

Centennial Sportsplex offers instructional classes in skating, swimming and tennis, as well as public usage in each of those areas. The ice arena and aquatic area also offers special rates for parties, schools and group events. For further information, contact the Centennial Sportsplex at (615) 862-8480 or visit nashville.gov/sportsplex.



**215 Gothic Court
Franklin, TN 37067
(615) 771-2444**

A-Game Sportsplex is a privately owned facility that has become one of the premiere sports destinations in the south. Located in Cool Springs, A-Game (formerly known as Southern Ice) is a 175,000-square-foot multi-sport training facility with

five acres of outdoor space. The facility features two ice rinks, six hardwood courts for basketball and volleyball, multiple outdoor fields for football and lacrosse, a fitness center, laser chase and other sports and activities.

A-Game Sportsplex operates and administrates youth and adult hockey programs via the A-Game Hockey Association for all ages and skill levels. Youth hockey programs consist of introductory classes for new players, training clinics geared towards skill development for all levels, recreational house leagues and competitive travel teams. Adult hockey programs feature in-house recreational leagues by skill level along with training clinics focused on skill development and team tactics.

A-Game houses the Nashville Jr. Predators - the NHL club's first minor hockey affiliate established in 2009 - a youth "A-AA" travel program that houses Minor and Major teams at the Mite, Squirt, Bantam, Pee-Wee and Midget classifications.

The venue is also home to several of the Predators Youth & Amateur Hockey initiatives, including the Summer Hockey School and Get Out And Learn! (G.O.A.L!) program, a free introductory program is designed for kids 9-and-under with no prior playing experience.

The Nashville Predators partner with A-Game to bolster grassroots development of the game. A-Game serves as a springboard for developing fans in the Middle Tennessee area. Thanks to the partnership, the Predators also host other events at A-Game such as hockey clinics, dry-land training and open practices.

For more information, visit www.goAgame.com.

MEDIA INFORMATION

MEDICAL GLOSSARY

ABDUCTION: Movement of a joint away from the center of the body.

AC JOINT (ACROMIOCLAVICULAR JOINT): Joint of the shoulder where acromion process of the shoulder blade and the distal end of the collarbone meet; most shoulder separations occur at this point.

ADDUCTION: Movement of a joint toward the center of the body.

ADHESION: Abnormal adherence of collagen fibers to surrounding structures during immobilization following trauma or as a complication of surgery which restricts normal elasticity of the structures involved; or scar tissue which forms after trauma or surgery which can restrict normal motion.

AEROBIC: Exercise in which energy needed is supplied by oxygen inspired and is required for sustained periods of vigorous exercise with a continually high pulse rate.

ANABOLIC STEROIDS: Steroids that promote tissue growth by creating protein in an attempt to enhance muscle growth. The main anabolic steroid is testosterone (male sex hormone).

ANAEROBIC: Exercise without the use of oxygen as an energy source; short bursts of vigorous exercise.

ANTERIOR CRUCIATE LIGAMENT (ACL): A primary stabilizing ligament within the center of the knee joint that prevents hyperextension and excessive rotation of the joint. A complete tear of the ACL necessitating reconstruction could require up to 12 months of rehabilitation.

ANTI-INFLAMMATORY: Any agent which prevents inflammation, such as aspirin or ibuprofen.

ARTERIOGRAM: A film demonstrating arteries after injection of a dye.

ARTHOGRAM: X-ray technique for joints using air and/or dye injected into the affected area; useful in diagnosing meniscus tears of the knee and rotator cuff tears of the shoulder.

ARTHROSCOPE: An instrument used to visualize the interior of a joint cavity.

ARTHROSCOPY: A surgical examination of the internal structures of a joint by means of observation through an arthroscope. An arthroscopic procedure can be used to remove or repair damaged tissue or as a diagnostic procedure in order to inspect the extent of any damage or confirm a diagnosis.

ATROPHY: To shrivel or shrink from disuse; as in muscular atrophy.

BAKER'S CYST: Localized swelling of a bursa sac in the back of the knee as a result of fluid that has escaped from the knee capsule. A Baker's cyst indicates that there is a trauma inside the knee joint that leads to excessive fluid production.

BONE SCAN: An imaging procedure in which a radioactive-labeled substance is injected into the body to determine the status of a bone injury. If the radioactive substance is taken up by the bone at the injury site, the injury will show as a 'hot spot' on the scan image. The bone scan is particularly useful in the diagnosis of stress fractures.

BURSA: A fluid-filled sac located in areas where friction is likely to occur. The bursa sac minimizes the friction, for example, between a tendon and bone.

CARTILAGE: Smooth, slippery substance preventing two ends of bones from rubbing together and grating. Most joints use this to cover bones next to each other. A meniscus is made of cartilage.

CAT SCAN (COMPUTERIZED TOMOGRAPHY): Use of a computer to produce a cross-sectional view of the anatomical part being investigated from x-ray data.

CHONDROMALACIA: Roughening of the articular cartilage. Best known for the roughening of the underside of the kneecap, which can occur in any kneecap injury.

CLAVICLE: Collarbone; the bone connecting the breastbone with the shoulder blade.

COCCYX: The 'tailbone,' a group of four vertebrae that are fused together to form a small triangular bone, located at the terminal end of the spine.

CONCUSSION: Jarring injury of the brain resulting in dysfunction. It can be graded as mild, moderate or severe, depending on loss of consciousness, amnesia and loss of equilibrium.

CONTUSION: An injury to a muscle and tissues caused by a blow from a blunt object.

CORTICOSTEROIDS: Used to suppress joint inflammation and inflammation in a bursa or near tendons.

CRYOTHERAPY: A treatment with the use of cold.

CYST: Abnormal sac containing liquid or semi-solid matter.

DEGENERATIVE JOINT DISEASE: Changes in the joint surfaces as a result of repetitive trauma and 'wear and tear'.

DELTOID LIGAMENT: Ligament that connects the tibia to bones of the medial aspect of the foot and is primarily responsible for stability of the ankle on the medial side. Is sprained less frequently than other ankle ligaments.

DELTOID MUSCLE: Muscles at the top of the arm, just below the shoulder, responsible for shoulder motions in the front, side and back.

DISC INTERVERTEBRAL: A flat, rounded plate between each vertebrae of the spine. The disc consists of a thick fiber ring which surrounds a soft gel-like interior. It functions as a cushion and shock absorber for the spinal column.

DISLOCATION: Complete displacement of joint surfaces.

ELECTROMYOGRAM (EMG): Test to determine nerve function.

EPICONDYLITIS: Inflammation in the elbow due to overuse. Common in tennis players (outer part of elbow) and golfers (inner part of elbow).

ETIOLOGY: Study of the cause of injury and disease.

EXTENSION: Action of straightening of a joint as achieved by an extensor muscle.

FASCIA: A connective tissue sheath consisting of fibrous tissue and fat which unites the skin to the underlying tissue.

FAT PERCENTAGE: The amount of body weight that is adipose, fat tissue. Fat percentage can be calculated by underwater weighing, measuring select skinfold thickness or by analyzing electrical impedance.

FEMUR: Thighbone; longest bone in the body.

FIBULA: Smaller of the two bones in the lower leg; runs from the knee to the ankle along the outside of the lower leg.

FLEXIBILITY: The ability of muscle to relax and yield to stretch forces.

FRACTURE: Breach in continuity of a bone. Types of fractures include simple, compound, comminuted, greenstick, incomplete, impacted, longitudinal, oblique, stress or transverse.

GLENOHUMERAL: The shoulder girdle; consists of the glenoid capsule, head of the humerus and labrum.

GLENOID: Cavity of the scapula into which the head of the humerus fits to form the shoulder girdle.

GLENOID LABRUM: A rim of fibrocartilaginous tissue attached around the margin of the glenoid fossa.

GRADE ONE INJURY: A mild injury in which ligament, tendon or other musculoskeletal tissue may have been stretched, but not torn or otherwise disrupted.

GRADE TWO INJURY: A moderate injury in which musculoskeletal tissue has been partially, but not totally torn, causing appreciable limitation in function of the injured tissue.

GRADE THREE INJURY: A severe injury in which tissue loss has been significant, and in many cases, totally torn or otherwise disrupted, causing a virtual loss of function.

GROIN: Junction of the thigh and abdomen, location of muscles that rotate, flex and adduct the hip.

HAMMER TOE: Condition when the first digit of a toe is at a different angle than the remaining digits of the same toe.

HAMSTRING: Category of muscle that runs from the buttocks to the knee along the back of the thigh. It functions to flex the knee and is often times injured as a result of improper conditioning or lack of muscle flexibility.

HEMARTHROSIS: Accumulation of blood within a joint as a result of an acute injury.

HEMATOMA: Mass produced by an accumulation of coagulated blood in a cavity or in soft tissues.

HIP POINTER: Contusion to the iliac crest.

HYDROTHERAPY: Treatment using water.

HYPEREXTENSION: Extreme extension of a limb or body part.

ILIOTIBIAL BAND: A thick, wide fascial layer that runs from the iliac crest to the knee joint on the outside of the thigh.

INFLAMMATION: The body's natural response to injury in which the injury site might display various degrees of pain, swelling, heat, redness and/or loss of function.

ISOMETRIC CONTRACTION: Muscular contraction in which tension is developed but no mechanical work is done.

LABRUM (LABRUM GLENOIDALE): The cartilage of the glenoid cavity in the shoulder. A lip-edged or lip-like structure.

LATERAL COLLATERAL LIGAMENT (LCL): Ligament of the knee along the outer aspect that connects the femur to the fibula. It provides lateral stability to the joint.

LIGAMENT: Band of fibrous tissue that connects bone to bone or bone to cartilage and supports and strengthens joints.

MAGNETIC RESONANCE IMAGING (MRI): Imaging procedure in which a radio frequency pulse causes certain electrical elements of the injured tissue to react to this pulse and through this process a computer display and permanent film establish a visual image. MRI does not require radiation and is very useful in the diagnosis of soft tissue, disc and meniscus injuries.

MEDIAL COLLATERAL LIGAMENT (MCL): Ligament of knee along the inner aspect that connects the femur to the tibia.

MENISCUS: Crescent-shaped cartilage, usually pertaining to the knee joint; also known as cartilage. There are two menisci in the knee - medial and lateral. These work to absorb weight within the knee and provide stability.

METACARPALS: Five long bones of the hand, joining the fingers to the wrist.

METATARSALS: Five long bones of the foot, running from the ankle to the toes.

MYOSITIS: Inflammation of a muscle.

ORTHOTIC: Any device applied to or around the body of physical impairment of disability. Commonly used to control foot mechanics.

OSTEOCHONDRITIS DESSICANS: A piece of bone and/or cartilage loosened from its attachment after trauma and a cause of a lesion.

OSTEOMYELITIS: An inflammatory disease of bone caused usually by infection with streptococcus or staphylococcus bacteria.

PATELLA: The kneecap. The patella functions to protect the distal end of the femur as well as increase the mechanical advantage and force generating capacities of the quadriceps muscle group.

PLANTAR FASCIITIS: Inflammation of the plantar (a thick tissue on the bottom of the foot which helps create the arch) fascia; associated with overuse or acute foot injury.

POSTERIOR CRUCIATE LIGAMENT (PCL): A primary stabilizing ligament of the knee that provides significant stability and prevents displacement of the tibia backward within the knee joint. A complete tear of this ligament necessitating reconstruction could require up to 12 months of rehabilitation.

QUADRICEP MUSCLES: A group of four muscles of the front thigh that run from the hip and form a common tendon at the patella; they are responsible for knee extension.

RADIUS: Bone in the forearm from elbow to the thumb side of the wrist.

RECONSTRUCTION: Surgical rebuilding of a joint using natural, artificial or transplanted materials.

ROTATOR CUFF: Comprised of four muscles in the shoulder area that can be irritated by overuse. The muscles are the supraspinatus (most commonly injured), infraspinatus, teres minor and subscapularis.

SACROILIAC: Junction of the sacrum, the lower back bone, with the pelvis.

SACRUM: Group of five fused vertebrae located just below the lumbar vertebrae of the lower back, which form part of the pelvis.

SCAPULA: Shoulder blade.

SCIATICA: Irritation of the sciatic nerve resulting in pain or tingling running down the inside of the leg.

SCIATIC NERVE: Major nerve that carries impulses for muscular action and sensations between the low back and thigh and lower leg; it is the longest nerve in the body.

SHIN SPLINT: A catch-all syndrome describing pain in the shin that is not a fracture or tumor and cannot be defined otherwise.

SPLEEN: Large, solid organ responsible for the normal production and destruction of blood cells located under the left rib cage.

SPONDYLOSIS: Abnormal vertebral fixation or immobility.

SPRAIN: Injury resulting from the stretching or twisting of the joint and causes various degrees of stretching or tearing of a ligament or other soft tissue at the joint.

STRAIN: Injury resulting from a pulling or torsion to the muscle or tendon that causes various degrees of stretching or tearing to the muscle or tendon tissue.

STRESS FRACTURE: A hair-line type of break in a bone. Caused by overuse.

SUBLUXATION: Partial dislocation of a joint. The term usually implies that the joint can return to a normal position without formal reduction.

SYNOVIAL FLUID: Lubricating fluid for joints and tendons, produced in synovium, or the inner lining of a joint.

SYNOVITIS: Inflammation of the synovial lining of a joint.

TALUS: The ankle bone that articulates with the tibia and fibula to form the ankle joint.

TARSALS: Group of seven bones of the foot consisting of the calcaneus, talus, cuboid and three cuneiform bones.

TENDINITIS: Inflammation of the tendon and/or tendon sheath, caused by chronic overuse or sudden injury.

TENDON: Tissue that connects muscle to bone.

TENOSYNOVITIS: Swelling or inflammation of a tendon sheath caused by calcium deposits, repeated strain or trauma.

TIBIA: Shin bone; larger of the two bones of the lower leg and is the weight-bearing bone of the shin.

TRANSCUTANEOUS ELECTRICAL NERVE STIMULATOR (TENS): An electrical modality that sends a mild current through pads at the injury site which stimulates the brain to release the natural analgesic endorphin.

TRANSVERSE PROCESS: Small lateral projection off the right and left side of each vertebrae that functions as an attachment site for muscles and ligaments of the spine.

TRICEPS: Muscle of the back of the upper arm, primarily responsible for extending the elbow.

ULNA: Inner bone of the forearm that runs from the tip of the elbow to the little finger side of the wrist.

ULNAR NERVE: Nerve in the elbow commonly irritated from excessive throwing.

ULTRASOUND: An electrical modality that transmits a sound wave through an applicator into the skin to the soft tissue in order to heat the local area for relaxing the injured tissue and/or disperse edema.

"WIND KNOCKED OUT": Syndrome describing a contraction of the abdominal nerve trunk, the solar plexus, as a result of an abdominal contusion.

THE ABOVE INFORMATION COMES COURTESY OF THE PHILADELPHIA FLYERS.

MEDIA INFORMATION

VANDERBILT MEDICAL STAFF



Vanderbilt Sports Medicine

Vanderbilt Sports Medicine is the most comprehensive sports medicine service in Middle Tennessee. Its highly trained team cares for all athletic injuries and specializes in knee and shoulder injuries to all recreational and competitive athletes. Patients at Vanderbilt Sports Medicine benefit from a staff of sports medicine-trained physicians, a state-of-the-art facility, and the support and resources of the Vanderbilt Medical Center. The Vanderbilt Sports Medicine team shares a common commitment to professional and personal excellence. All physicians on staff are fellowship trained in sports medicine.

VSM's goal is to provide patients with the highest standard of care possible. Patients receive an individualized treatment and rehabilitation program designed to return them to their previous level of activity as quickly and safely as possible. The Vanderbilt Sports Medicine Center is dedicated to excellence in patient care, research, education, and sports medicine.

Vanderbilt Sports Medicine's mission is to improve the lives of our athletes and patients through excellence in science, education and clinical skill.



JOHN E. KUHN, M.D.
HEAD TEAM PHYSICIAN AND
ORTHOPAEDIC SURGEON

John (Jed) Kuhn, M.D., is an Associate Professor at Vanderbilt and Chief of Shoulder Surgery at Vanderbilt Sports Medicine and Shoulder Surgery. He also serves as a team physician with Vanderbilt University.

Dr. Kuhn received his medical training and completed his orthopaedic residency at the University of Michigan before travelling to Vail, Colo., where he served as a fellow in Orthopaedic Sports Medicine and Shoulder Surgery at the prestigious Steadman-Hawkins Clinic.

He has served as team physician for the University of Michigan, the USA Hockey National Team Development Program, the U.S. Olympic Committee and the Nashville Sounds baseball team. Dr. Kuhn is a fellow of the American Academy of Orthopaedic Surgeons, is an active member of the American Orthopaedic Association, the American Orthopaedic Society for Sports Medicine, and the American Shoulder and Elbow Surgeons. He has been recognized as one of America's Top Doctors by US News and World Report, and one of Nashville's Best Doctors by the Nashville Business Journal and Nashville Lifestyles Magazine.

Dr. Kuhn and his wife, Janet, have three children: Andrew, Hobey and Katie.



PAUL J. RUMMO, D.O.
HEAD TEAM PHYSICIAN AND INTERNAL
MEDICINE PHYSICIAN

Paul J. Rummo, D.O., is an Assistant Professor with the Department of Orthopaedics and Rehabilitation at Vanderbilt University Medical Center. He is the Medical Director for Vanderbilt Orthopaedics Cool Springs. Dr. Rummo serves as Head Team Physician for the Nashville Predators as well as Team Physician for Vanderbilt University.

Dr. Rummo is a graduate of the University of New England College of Osteopathic Medicine. He completed his Internal Medicine residency at Memorial Health Care in Worcester, Mass., followed by a fellowship in primary care sports medicine at Vanderbilt University Medical Center.

Dr. Rummo is a diplomat of the American Board of Internal Medicine and holds a Certificate of Added Qualifications in primary care sports medicine. He is a member of the American Medical Society for Sports Medicine and the American College of Sports Medicine.

His clinical interests include treatment of all athletic injuries and non-surgical orthopaedic problems in patients of all ages.

MEDIA INFORMATION

VANDERBILT MEDICAL STAFF



STEPHANE BRAUN, M.D.
TEAM PLASTIC SURGEON



**CHARLES L. (CHARLIE)
COX, M.D., M.P.H.**
ASSISTANT TEAM PHYSICIAN AND
ORTHOPAEDIC SURGEON



ALEX B. DIAMOND, D.O.
ASSISTANT TEAM PHYSICIAN AND
SPORTS MEDICINE PRIMARY CARE
PHYSICIAN



SEAN DONAHUE, M.D.
TEAM OPHTHALMOLOGIST



CHRISTOPHER R. ELLIS, M.D.
TEAM CARDIOVASCULAR PHYSICIAN
& SURGEON



JOSEPH L. FREDI, M.D.
TEAM CARDIOVASCULAR PHYSICIAN
& SURGEON



KEVIN HAGAN, M.D.
TEAM PLASTIC SURGEON



MARK MELSON, M.D.
ASSISTANT TEAM OPHTHALMOLOGIST



GARY SOLOMON, Ph.D.
TEAM PSYCHOLOGIST



BLAIR SUMMITT, M.D.
TEAM PLASTIC SURGEON



WESLEY THAYER, M.D.
TEAM PLASTIC SURGEON



DANIEL S. WEIKERT, M.D.
HEAD TEAM OPHTHALMOLOGIST

MEDIA INFORMATION

HOW TO FIGURE

Assist: An assist is awarded to the player or players (maximum of two) who touched the puck prior to the goal, provided no defender plays or possesses the puck in between.

Game played: A player receives credit for playing in a game if: i) he steps on the ice during time played or; ii) serves any penalty.

Game-winning goal: After the final score has been determined, the goal which leaves the winning club one goal ahead of its opponent is the game-winning goal (example: if Team A beats Team B 8-3, the player scoring the fourth goal for Team A receives credit for the game-winning goal).

Goal: A goal is awarded to the last player on the scoring club to touch the puck prior to the puck entering the net.

Goals-against average: Multiply goals allowed (GA) by 60 and divide by minutes played (MIN).

Goaltender: A goaltender receives a "W" for a win in regulation, overtime or shootout; an "L" for a loss in regulation; or an "OT" for a loss in overtime or shootout.

Penalty-killing pct.: Subtract total number of power-play goals allowed from total number of shorthanded situations to get total number of power-plays killed. Divide the total number of power-plays killed by the total number of shorthanded situations.

Plus-minus: A player receives a "plus" if he is on the ice when his club scores an even-strength or shorthanded goal. He receives a "minus" if he is on the ice for an even-strength or shorthanded goal scored by the opposing club. The difference in these numbers is considered the player's plus-minus statistic.

Power-play goal: A goal scored by a club while it has a manpower advantage due to an opponent's penalty. Following are some examples of what is and is not considered a power-play goal:

- if a club has an advantage on a minor penalty starting at 2:02 of the period and it scores at 4:02, the goal is not a power-play goal.
- if a club scores on a delayed penalty, the goal is not a power-play goal.
- if a club has an advantage due to a five-minute major or match penalty, that club is always credited with having one more advantage than the number of power-play goals it scores during that advantage, because the penalty does not expire. A new advantage begins after each power-play goal. For example, if Team A scores three goals during a major penalty, it is credited with four advantages.
- if a club is on a power-play for any length of time, it is considered to have had an advantage.
- if a minor penalty is incurred by a club on a power-play due to a major penalty, a new advantage is given to that club when its minor penalty expires, provided the opponent's major penalty is still in effect.

Power-play percentage: Total number of power-play goals divided by total number of power-play opportunities.

Save percentage: Subtract goals allowed (GA) from shots against (SA) to determine saves. Then divide saves by shots-against.

Shooting percentage: Divide the number of goals scored by the number of shots taken.

Shorthanded goal: A goal scored by a club while it is at a manpower disadvantage. The same cases apply for shorthanded as for power-play goals, but in the opposite manner.

Shot on goal: If a player shoots the puck with the intention of scoring and if that shot would have gone in the net had the goaltender not stopped it, the shot is recorded as a "shot on goal."

Shutout: If two goaltenders combine for a shutout, neither receives credit for the shutout. Instead it is recorded as a club shutout.

Tenths of a second: If a penalty or goal occurs in the last minute, the time is rounded off to the previous second (ex: if a penalty is called with 12.4 seconds left in a period, the time is indicated as 19:47 and not 19:48.)

Coaches' record: A coach receives a "W" for a win in regulation, overtime or shootout; an "L" for a loss in regulation; or an "OT" for a loss in overtime or shootout.

**** NOTE:** No individual skater/goaltender statistics apply for the shootout

MEDIA INFORMATION

NAME, LOGO & SWEATERS

NASHVILLE
PREDATORS



NASHVILLE
PREDATORS



The Predators unveiled their logo, a saber-toothed tiger, in Nashville's downtown First American Center on Sept. 25, 1997, 26 years after a fang and foreleg bone of a saber-toothed tiger were found in a cave just below the building's address. In May of 1971, excavation began at the downtown Nashville site of what today is the 28-story Regions Center. Further digging revealed a cave containing the nine-inch fang and a foreleg bone of a saber-toothed tiger, extinct for at least 10,000 years. Radiocarbon tests on revealed that it could have possibly been one of the last of its breed to exist. Scientists believe that some time during the last glacial period (15,000-80,000 years ago) part of the cave was the den of the saber-toothed tiger.

The discovery, made in August 1971, marked only the fifth of its kind in North America.

The saber-toothed tiger logo was co-designed by JDK Design of Burlington, Vermont and Dye, Van Mol & Lawrence of Nashville.

The naming of the Predators was a direct reflection of the fans of Nashville and their choice.

During the public events and through focus groups and related surveys, fans selected the name "Predators" by a two-to-one margin over the second choice. On Nov. 13, 1997, the saber-toothed tiger logo was unveiled for the first time with the Predators insignia attached to it. On Feb. 12, 1998, Head Coach Barry Trotz and Assistant Coach Paul Gardner unveiled the Predators' inaugural home and away jerseys at Cool Springs Galleria.

On Nov. 21, 2001, the Predators debuted a third jersey with a 4-3 win against the Chicago Blackhawks at Bridgestone Arena. The jersey featured an "animated" saber-tooth tiger logo on the crest and tiger skulls on the shoulders. It was retired following the 2006-07 season.

For the 2007-08 season, the Predators, along with the other 29 NHL teams, introduced the Rbk EDGE Uniform System to further meet the performance demands of today's player.

The Predators would debut a new third jersey on Nov. 27, 2009 against the St. Louis Blues. The sweaters, which features a vintage-inspired lace-up front, a subtle checkerboard pattern lining the bottom of the jersey, and a bolder and more simplified color scheme, were worn for the past two seasons, but will be set aside for the foreseeable future, making way for the first logo and color scheme redesign in franchise history.



The logo and uniforms which debuted during the 2011-12 season were designed to develop a powerful, long-term brand message and help infuse new life into the Nashville Predators imagery and brand with a more contemporary, aggressive, streamlined logo that still maintains the basic Pred Head concept. A new secondary logo was also designed to represent the state flag of Tennessee and Nashville's Music City heritage simultaneously, with a guitar pick shape incorporating the three stars of the state's three grand divisions - West, Middle and East. The "Predators Gold" sweaters create a distinctive, dominant, bold look that balances traditional elements of classic uniforms, with those unique to Nashville - guitar strings in the numbering and lettering, fangs in the neck area and piano keys on the inside of the collars.

MEDIA INFORMATION

NASHVILLE HOCKEY HISTORY

In the spring of 1962, a small group of businessmen led by David Patterson put up \$125,000 to place a team in the Eastern Hockey League. The Dixie Flyers, named after a passenger train said to be the oldest in the South, were placed in the nine-team league. The purple-and-gold colored Flyers played their first regular-season home game (a 2-0 loss to Knoxville) on Oct. 27, 1962 at the Municipal Auditorium. The Flyers endured a rough opening season, winning 16 games and qualifying for the playoffs, only to be swept in three games by Greensboro. However, it didn't take long for the Flyers to make their presence felt.

After losing in the 1965 Finals, the Flyers went on to win EHL Walker Cup championships in 1966 and 1967, the only two professional ice hockey titles in the city's history. John McLellan, who went on to coach the Toronto Maple Leafs, coached the Flyers. The Flyers swept each of their three playoff series in 1966. They won the championship by going 11-0 in the playoffs and becoming the first team in minor league ice hockey ever to march through the playoffs undefeated.

In 1967, Patterson's group sold the team to a business group headed by Mark Parrish. The Cinderella '69 team reached the Finals, but lost in seven tough games to the Clinton (N.Y.) Comets in the Walker Cup Finals. Shortly after, the Flyers' attendance slipped dramatically. Barely able to scrape up enough funds to start the 1970-71 campaign, the Flyers folded following the season.

Hockey returned to Nashville when baseball guru Larry Schmittou, who brought minor league baseball back to Nashville in 1978 after a 15-year absence, did the same for hockey in July 1981. Thus the South Stars were founded, a team that played in the Central Hockey League and had the Minnesota North Stars as its NHL affiliate. The logo was a hockey player swinging a guitar representing the Music City while using yellow, orange and green.

The 1981-82 team finished fourth in its division and lost to Wichita, 3-0, in the first round of the playoffs. Gene Ubriaco, who went on to coach the NHL's Pittsburgh Penguins and 1992 Italian Olympic team, coached the Stars.

Under new ownership (Randy Van Meter), the Stars pulled out of the CHL in 1982 and entered the old Atlantic Coast Hockey League (ACHL), playing teams geographically closer to Nashville. The Stars finished 11-43-4 and suffered through a season of low attendance. They began the following season, only to fold in December 1983.



Nashville Dixie Flyers
EHL
1962-1971



Nashville South Stars
CHL/ACHL
1978-83



Nashville Knights
ECHL
1989-96



Nashville NightHawks
CHL
1996-97



Nashville Ice Flyers
CHL
1997-98

Two Knoxville wrestling promoters, Bob Polk and Ron Fuller, rescued the sport five years later. They purchased an East Coast Hockey League franchise in January 1989. The Knights, with popular ex-South Stars player Archie Henderson as coach, attracted an astonishing 150,000 fans their first season (1989-90). While wearing red and blue uniforms adorned with the logo of a knight's mask, they made the playoffs but lost in the first round. During the 1990-91 season, Peter Horachek, former Predators associate coach, served as the Knights' head coach and director of hockey operations.

The Knights went through three ownership changes in their seven-year history. They twice went to the semifinals of the ECHL playoffs - in 1993 under ex-NHL standout and coach Nick Fotiu, and in 1995 under coach Mark Kumpel.

Perhaps the top Knights highlight came during the 1992-93 season when Trevor Jobe scored what is still a minor hockey league record 85 goals, with 76 assists, for 161 points and 12 hat tricks in his MVP season.

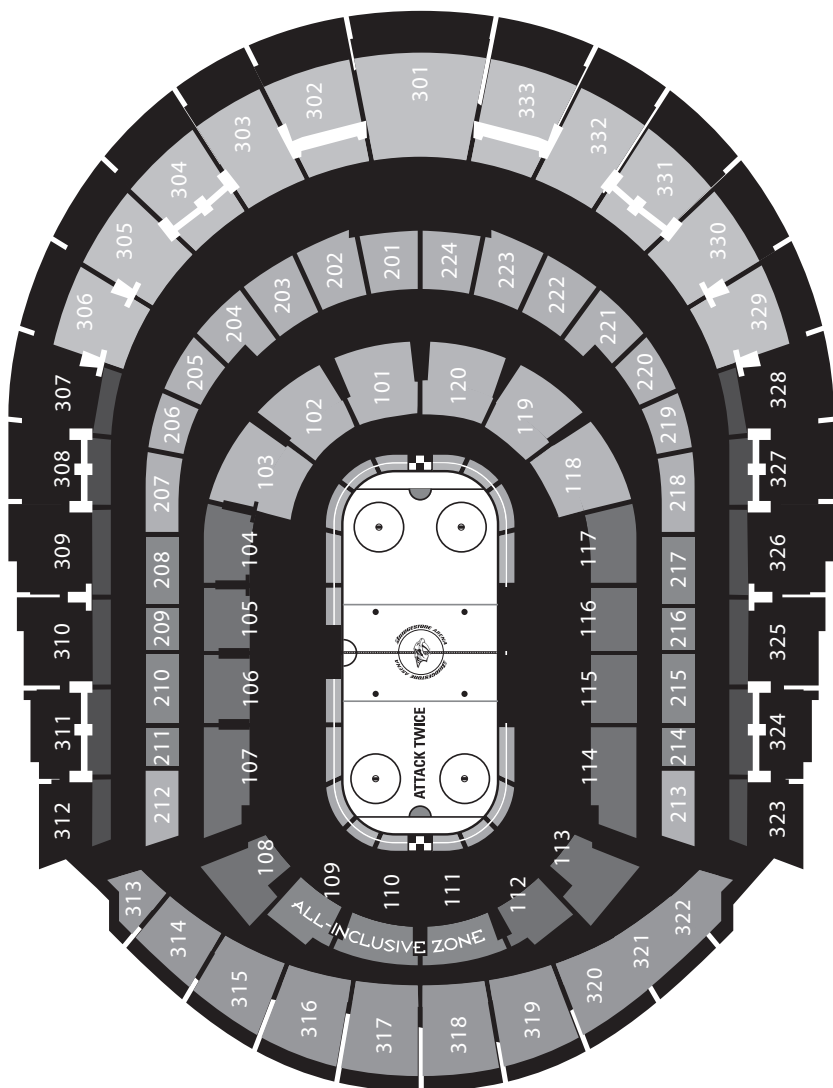
In the spring of 1996, after failed negotiations for a lease agreement with the Auditorium, the Knights departed to Pensacola, Fla. There, they were renamed the Ice Pilots.

Hockey was revived again with the arrival of the NightHawks in the fall of 1996. The Central Hockey League team only won 12 games, the worst in CHL history. The red-and-blue NightHawks' logo was a hawk showing its claws. Nashvillean Mike Friedman purchased the team in the summer of 1997. In a renewed salute to the old Dixie Flyers, Friedman changed both the name to the Ice Flyers and the colors to blue and gray. David Lohrie led the team to a 41-win season and a second-place finish in the CHL East and was named coach of the year. The team lost in the semi-finals to the eventual CHL Champ Columbus in April 1998. The impending arrival of the Predators led Friedman to move the franchise to Albany, Ga.

This closed the book on three separate chapters, a combined 21 years, of minor league hockey in Nashville, starting and ending with the team named the Flyers. Former Predators President Jack Diller is well aware and appreciative of Nashville's hockey pioneers. "The team and sport obviously made a significant impact on many people here in Middle Tennessee. Other teams such as the South Stars, Knights, NightHawks and Ice Flyers also enjoyed varying degrees of success - all of which helped fuel the excitement for the NHL and arrival of the Predators," Diller said.

Excerpted from "Hockey in Nashville before the Predators," written by hockey historian Harold Huggins and originally printed in the *Predators Press: Commemorative Issue*, October 10, 1998.

ARENA MAP



TRAINING CAMP



TRAINING CAMP

2013 TRAINING CAMP ROSTER (ALPHABETICAL)

FORWARDS	Ht	Wt	Shoots	Place of Birth	Birthdate	2012-13 Team
Barry Almeida*	5-8	175	L	Springfield, Mass.	11/20/88	Hershey (AHL)/Reading (ECHL)
Taylor Beck	6-2	208	R	St. Catharines, Ont.	5/13/91	Milwaukee (AHL)/Nashville (NHL)
Gabriel Bourque	5-10	192	L	Rimouski, Que.	9/23/90	Milwaukee (AHL)/Nashville (NHL)
Zach Budish	6-3	218	R	Edina, Minn.	5/9/91	U. of Minnesota (WCHA)/Milwaukee (AHL)
Patrick Cehlin	5-11	177	R	Huddinge, Sweden	7/27/91	Milwaukee (AHL)/Cincinnati (ECHL)
Rich Clune	5-10	207	L	Toronto, Ont.	4/25/87	Manchester (AHL)/Nashville (NHL)
Paul Crowder*	6-3	203	R	Victoria, B.C.	2/12/85	Znojmo (Austria)/Wheeling (ECHL)/Wilkes-Barre-Scranton (AHL)/Milwaukee (AHL)
Matt Cullen	6-0	200	L	Virginia, Minn.	11/2/76	Minnesota (NHL)
Mike Fisher	6-1	208	R	Peterborough, Ont.	6/5/80	Nashville (NHL)
Filip Forsberg	6-1	194	R	Ostervala, Sweden	8/14/94	Leksand (Sweden-2)/Nashville (NHL)
Paul Gustad	6-5	220	L	Fargo, N.D.	2/3/82	Nashville (NHL)
Sebastian Geffrion+	5-10	190	L	Brentwood, Tenn.	7/26/89	Arizona (CHL)
Felix Girard	5-11	193	R	Quebec, Que.	5/9/94	Baie-Comeau (QMJHL)
Kevin Henderson	6-3	210	L	Toronto, Ont.	12/3/86	Milwaukee (AHL)/Nashville (NHL)
Matt Hendricks	6-0	211	L	Blaine, Minn.	6/17/81	Washington (NHL)
Patric Hornqvist	6-0	190	R	Sollentuna, Sweden	1/1/87	Red Ice (Swiss-2)/Djurgarden (Sweden-2)/Nashville (NHL)
David Legwand	6-2	204	L	Detroit, Mich.	8/17/80	Nashville (NHL)
Brendan Leipsic	5-9	176	L	Winnipeg, Man.	5/19/94	Portland (WHL)
Michael Liams*	5-9	191	R	Woodbridge, Ont.	2/16/89	Milwaukee (AHL)/Cincinnati (ECHL)/Orlando (ECHL)
Simon Moser+	6-2	214	L	Bern, Switzerland	3/10/89	Langnau (Switzerland)
Eric Nystrom	6-1	193	L	Syosset, N.Y.	2/14/83	Dallas (NHL)
Joonas Rask	5-10	176	R	Savonlinna, Finland	3/24/90	Jokerit (Finland)/Milwaukee (AHL)/Nashville (NHL)
Mikko Salomaki	5-11	203	L	Raahen, Finland	3/9/93	Karpat (Finland)
Vinny Saponari*	6-1	196	R	Powder Springs, Ga.	2/15/90	Northeastern (Hockey East)/St. John's (AHL)
Josh Shalla	6-2	208	L	Whitby, Ont.	9/25/91	Milwaukee (AHL)/Cincinnati (ECHL)
Colton Sissons	6-1	189	R	North Vancouver, B.C.	11/5/93	Kelowna (WHL)
Craig Smith	6-1	199	R	Madison, Wis.	9/5/89	KalPa (Finland)/Nashville (NHL)/Milwaukee (AHL)
Nick Spaling	6-1	198	L	Palmerston, Ont.	9/19/88	Nashville (NHL)
Viktor Stalberg	6-3	209	L	Gothenberg, Sweden	1/17/86	Chicago (NHL)
Mathieu Tousignant*	6-0	188	L	St-Etienne-de-Lauzon, Que.	11/21/89	Idaho (ECHL)/St. John's (AHL)
Mark Van Guilder	6-2	205	R	Roseville, Minn.	1/17/84	Milwaukee (AHL)
Tommy Veilleux	5-11	186	L	St.-George, Que.	5/7/95	Victoriaville (QMJHL)
Austin Watson	6-3	201	R	Ann Arbor, Mich.	1/13/92	Milwaukee (AHL)/Nashville (NHL)
Colin Wilson	6-1	212	L	Greenwich, Conn.	10/20/89	Nashville (NHL)
DEFENSEMEN	Ht	Wt	Shoots	Place of Birth	Birthdate	2012-13 Team
Taylor Aronson	6-1	184	R	Placentia, Calif.	12/30/91	Milwaukee (AHL)/Cincinnati (ECHL)
Victor Bartley	6-0	212	L	Maple Ridge, B.C.	2/17/88	Milwaukee (AHL)/Nashville (NHL)
Anthony Bitetto	6-0	215	L	Island Park, N.Y.	7/15/90	Milwaukee (AHL)/Cincinnati (ECHL)
Kayle Doetzel+	6-2	190	R	Rosetown, Sask.	6/19/95	Red Deer (WHL)
Mattias Ekholm	6-4	202	L	Borlange, Sweden	5/24/90	Milwaukee (AHL)/Nashville (NHL)
Ryan Ellis	5-10	179	R	Hamilton, Ont.	1/3/91	Milwaukee (AHL)/Nashville (NHL)
Scott Ford*	6-3	216	R	Fort St. John, B.C.	12/24/79	Peoria (AHL)/Milwaukee (AHL)
Joonas Jarvinen	6-3	234	L	Turku, Finland	1/5/89	Milwaukee (AHL)
Seth Jones	6-5	210	R	Arlington, Texas	10/3/94	Portland (WHL)
Roman Josi	6-1	198	L	Bern, Switzerland	6/1/90	Bern (Switzerland)/Nashville (NHL)
Kevin Klein	6-1	204	R	Kitchener, Ont.	12/13/84	Herlev (Denmark)/Nashville (NHL)
Michael Moffat+	6-1	210	L	Scarborough, Ont.	6/12/91	Kingston (OHL)
Joe Piskula	6-3	214	L	Antigo, Wis.	7/5/84	Abbotsford (AHL)/Milwaukee (AHL)
Bryan Rodney	6-0	195	R	London, Ont.	4/22/84	Manchester (AHL)
Charles-Olivier Rousseau	6-1	205	R	St. Eustache, Que.	9/13/91	Milwaukee (AHL)/Cincinnati (ECHL)
Teddy Ruth	6-1	211	R	Naperville, Ill.	2/14/89	Springfield (AHL)
Mikko Vainonen	6-2	210	L	Helsinki, Finland	4/11/94	Kingston (OHL)
Scott Valentine	6-1	213	L	Metcalfe, Ont.	5/2/91	Milwaukee (AHL)
Shea Weber	6-4	234	R	Sicamous, B.C.	8/14/85	Nashville (NHL)
GOALTENDER	Ht	Wt	Shoots	Place of Birth	Birthdate	2012-13 Team
Scott Darling*	6-6	208	L	Lemont, Ill.	12/22/88	Wheeling (ECHL)/Hamilton (AHL)
Magnus Hellberg	6-6	195	L	Uppsala, Sweden	4/4/91	Milwaukee (AHL)
Carter Hutton	6-1	195	L	Thunder Bay, Ont.	12/19/85	Rockford (AHL)/Chicago (NHL)
Eric Levine+	6-3	180	L	Wheeling, Ill.	8/10/88	Robert Morris (AHA)
Marek Mazanec	6-4	197	R	Pisek, Czech Rep.	7/18/91	Plzen (Czech Rep.)/HC Pisek (Czech Rep.-2)/Plzen (Czech Rep. Jr.)
Cody Reichard+	5-11	165	L	Celina, Ohio	2/18/87	Stockton (ECHL)/Houston (AHL)
Pecka Rinne	6-5	206	L	Kempele, Finland	11/3/82	Dinamo Minsk (KHL)/Nashville (NHL)
Allen York	6-3	194	R	Wetaskiwin, Sask.	6/17/89	Springfield (AHL)/Evansville (ECHL)

* - Attended camp on an AHL contract with Milwaukee

+ - attended camp on a tryout agreement

Italics - attended Predators Rookie Sept. 4-10

TRAINING CAMP

2013 TRAINING CAMP ROSTER (NUMERICAL)

POS.	NO.	PLAYER	HT	WT	SH	Place of Birth	DOB	2012-13 Team
D	2	Scott Ford*	6-3	216	R	Fort St. John, B.C.	12/24/79	Peoria (AHL)/Milwaukee (AHL)
D	3	Seth Jones	6-5	210	R	Arlington, Texas	10/3/94	Portland (WHL)
D	4	Ryan Ellis	5-10	179	R	Hamilton, Ont.	1/3/91	Nashville (NHL)/Milwaukee (AHL)
D	6	Shea Weber	6-4	234	R	Sicamous, B.C.	8/14/85	Nashville (NHL)
F	7	Matt Cullen	6-0	200	L	Virginia, Minn.	11/2/76	Minnesota (NHL)
D	8	Kevin Klein	6-1	204	R	Kitchener, Ont.	12/13/84	Nashville (NHL)/Herlev (Denmark)
F	9	Filip Forsberg	6-1	194	R	Ostervala, Sweden	8/14/94	Leksand (Sweden-2)/Nashville (NHL)
F	10	Patrick Cehlin	5-11	177	R	Huddinge, Sweden	7/27/91	Milwaukee (AHL)/Cincinnati (ECHL)
F	11	David Legwand	6-2	204	L	Detroit, Mich.	8/17/80	Nashville (NHL)
F	12	Mike Fisher	6-1	208	R	Peterborough, Ont.	6/5/80	Nashville (NHL)
F	13	Nick Spaling	6-1	198	L	Palmerston, Ont.	9/19/88	Nashville (NHL)
F	15	Craig Smith	6-1	199	R	Madison, Wis.	9/5/89	KalPa (Finland)/Nashville (NHL)/Milwaukee (AHL)
F	16	Rich Clune	5-10	207	L	Toronto, Ont.	4/25/87	Manchester (AHL)/Nashville (NHL)
F	18	Kevin Henderson	6-3	210	L	Toronto, Ont.	12/3/86	Milwaukee (AHL)/Nashville (NHL)
F	21	Simon Moser+	6-2	214	L	Bern, Switzerland	3/10/89	Langnau (Switzerland)
D	22	Scott Valentine	6-1	213	L	Metcalfe, Ont.	5/2/91	Milwaukee (AHL)
F	24	Eric Nystrom	6-1	193	L	Syosset, N.Y.	2/14/83	Dallas (NHL)
F	25	Viktor Stalberg	6-3	209	L	Gothenberg, Sweden	1/17/86	Chicago (NHL)
F	26	Matt Hendricks	6-0	211	L	Blaine, Minn.	6/17/81	Washington (NHL)
F	27	Patric Hornqvist	6-0	190	R	Sollentuna, Sweden	1/1/87	Red Ice (Swiss-2)/Djurgarden (Sweden-2)/Nashville (NHL)
F	28	Paul Gaustad	6-5	220	L	Fargo, N.D.	2/3/82	Nashville (NHL)
F	29	Mark Van Guilder	6-2	205	R	Roseville, Minn.	1/17/84	Milwaukee (AHL)
G	30	Carter Hutton	6-1	195	L	Thunder Bay, Ont.	12/19/85	Rockford (AHL)/Chicago (NHL)
G	31	Allen York	6-3	194	R	Wetaskiwin, Sask.	6/17/89	Springfield (AHL)/Evansville (ECHL)
D	32	Bryan Rodney	6-0	195	R	London, Ont.	4/22/84	Manchester (AHL)
F	33	Colin Wilson	6-1	212	L	Greenwich, Conn.	10/20/89	Nashville (NHL)
G	34	Eric Levine+	6-3	180	L	Wheeling, Ill.	8/10/88	Robert Morris (AHA)
G	35	Pekka Rinne	6-5	206	L	Kempele, Finland	11/3/82	Dinamo Minsk (KHL)/Nashville (NHL)
G	36	Scott Darling*	6-6	208	L	Lemont, Ill.	12/22/88	Wheeling (ECHL)/Hamilton (AHL)
G	37	Cody Reichard+	5-11	165	L	Celina, Ohio	2/18/87	Stockton (ECHL)/Houston (AHL)
G	39	Marek Mazanec	6-4	197	R	Pisek, Czech Rep.	7/18/91	Plzen (Czech)/Pisek (Czech-2)/Plzen (Czech Jr.)
F	40	Brendan Leipsic	5-9	176	L	Winnipeg, Man.	5/19/94	Portland (WHL)
F	41	Taylor Beck	6-2	208	R	St. Catharines, Ont.	5/13/91	Milwaukee (AHL)/Nashville (NHL)
D	42	Mattias Ekholm	6-4	202	L	Borlange, Sweden	5/24/90	Milwaukee (AHL)/Nashville (NHL)
F	43	Vinny Saponari*	6-1	196	R	Powder Springs, Ga.	2/15/90	Northeastern (Hockey East)/St. John's (AHL)
G	45	Magnus Hellberg	6-6	195	L	Uppsala, Sweden	4/4/91	Milwaukee (AHL)
D	46	Joonas Jarvinen	6-3	234	L	Turku, Finland	1/5/89	Milwaukee (AHL)
D	47	Joe Piskula	6-3	214	L	Antigo, Wis.	7/5/84	Abbotsford (AHL)/Milwaukee (AHL)
F	48	Josh Shalla	6-2	208	L	Whitby, Ont.	9/25/91	Milwaukee (AHL)/Cincinnati (ECHL)
F	49	Mathieu Tousignant*	6-0	188	L	St-Etienne-de-Lauzon, Que.	11/21/89	Idaho (ECHL)/St. John's (AHL)
F	52	Austin Watson	6-3	201	R	Ann Arbor, Mich.	1/13/92	Milwaukee (AHL)/Nashville (NHL)
D	54	Charles Roussel	6-1	205	R	St. Eustache, Que.	9/13/91	Milwaukee (AHL)/Cincinnati (ECHL)
D	55	Kayle Doetzel+	6-2	190	R	Rosetown, Sask.	6/19/95	Red Deer (WHL)
F	56	Paul Crowder*	6-3	203	R	Victoria, B.C.	2/12/85	Znojmo (Austria)/Wheeling (ECHL)/Wilkes-Barre-Scranton (AHL)/Milwaukee (AHL)
F	57	Gabriel Bourque	5-10	192	L	Rimouski, Que.	9/23/90	Milwaukee (AHL)/Nashville (NHL)
D	59	Roman Josi	6-1	198	L	Bern, Switzerland	6/1/90	Nashville (NHL)/Bern (Switzerland)
F	60	Sebastian Geoffrion+	5-10	190	L	Brentwood, Tenn.	7/26/89	Arizona (CHL)
F	62	Barry Almeida*	5-8	175	L	Springfield, Mass.	11/20/88	Hershey (AHL)/Reading (ECHL)
D	64	Victor Bartley	6-0	212	L	Maple Ridge, B.C.	2/17/88	Milwaukee (AHL)/Nashville (NHL)
D	65	Teddy Ruth	6-1	211	R	Naperville, Ill.	2/14/89	Springfield (AHL)
D	67	Mikko Salomaki	5-11	203	L	Raahel, Finland	3/9/93	Karpat (Finland)
F	70	Tommy Veilleux	5-11	186	L	St. George, Que.	5/7/95	Victoriaville (QMJHL)
D	71	Taylor Aronson	6-1	184	R	Placentia, Calif.	12/30/91	Milwaukee (AHL)/Cincinnati (ECHL)
F	72	Jonas Rask	5-10	176	R	Savonlinna, Finland	3/24/90	Jokerit (Finland)/Milwaukee (AHL)/Nashville (NHL)
F	73	Felix Girard	5-11	193	R	Quebec, Que.	5/9/94	Baie-Comeau (QMJHL)
F	76	Zach Budish	6-3	218	R	Edina, Minn.	5/9/91	U. of Minnesota (WCHA)/Milwaukee (AHL)
D	81	Michael Moffat+	6-1	210	L	Scarborough, Ont.	6/12/91	Kingston (OHL)
D	83	Anthony Bitetto	6-0	215	L	Island Park, N.Y.	7/15/90	Milwaukee (AHL)/Cincinnati (ECHL)
F	84	Colton Sissons	6-1	189	R	North Vancouver, B.C.	11/5/93	Kelowna (WHL)
D	85	Mikko Vainonen	6-2	210	L	Helsinki, Finland	4/11/94	Kingston (OHL)
F	89	Michael Lymbas*	5-9	191	L	Woodbridge, Ont.	2/16/89	Milwaukee (AHL)/Cincinnati (ECHL)/Orlando (ECHL)

* - Attended camp on an AHL contract with Milwaukee

+ - attended camp on a tryout agreement

Italics - attended Predators Rookie Sept. 4-10

PRESEASON

ALL-TIME PRESEASON RESULTS

2011 (Record: 7-1-0)

Date	Opponent	Site	Score	Result
Sept. 19	FLA	Sunrise, FL	5-3	W
Sept. 19	FLA	Sunrise, FL	3-4	L
Sept. 20	WSH	Baltimore, MD	2-0	W
Sept. 23	CAR	Raleigh, NC	3-2	W
Sept. 24	WPG	Nashville, TN	4-3	W
Sept. 28	WSH	Nashville, TN	4-1	W
Sept. 30	WPG	Winnipeg, MB	3-2 (SO)	W
Oct. 1	CAR	Nashville, TN	2-1 (OT)	W

2010 (Record: 4-2-0)

Date	Opponent	Site	Score	Result
Sept. 23	CAR	Nashville, TN	1-3	L
Sept. 24	CAR	Raleigh, NC	2-1	W
Sept. 25	WSH	Nashville, TN	1-2	L
Sept. 27	ATL	Nashville, TN	2-1	W
Sept. 29	ATL	Atlanta, GA	4-3	W
Oct. 3	WSH	Washington, D.C.	3-0	W

2009 (Record: 4-2-0)

Date	Opponent	Site	Score	Result
Sept. 17	ATL	Nashville, TN	5-0	W
Sept. 18	CAR	Raleigh, NC	4-2	W
Sept. 19	CBJ	Nashville, TN	3-2	W
Sept. 23	ATL	Atlanta, GA	4-5	L
Sept. 26	CAR	Nashville, TN	2-5	L
Sept. 27	CBJ	Columbus, OH	4-2	W

2008 (Record: 2-4-0)

Date	Opponent	Site	Score	Result
Sept. 25	ATL	Nashville, TN	2-4	L
Sept. 26	CBJ	Columbus, OH	3-4	L
Sept. 27	CBJ	Nashville, TN	3-1	W
Oct. 2	CAR	Nashville, TN	2-4	L
Oct. 3	ATL	Atlanta, GA	6-4	W
Oct. 5	CAR	Raleigh, NC	0-2	L

2007 (Record: 3-2-1)

Date	Opponent	Site	Score	Result
Sept. 16	CBJ	Columbus, OH	3-1	W
Sept. 20	ATL	Nashville, TN	5-3	W
Sept. 21	CAR	Raleigh, NC	0-3	L
Sept. 22	CAR	Nashville, TN	4-1	W
Sept. 25	ATL	Atlanta, GA	2-3	SOL
Sept. 29	CBJ	Nashville, TN	0-3	L

2006 (Record: 4-1-1)

Date	Opponent	Site	Score	Result
Sept. 17	CBJ	Columbus, OH	0-2	L
Sept. 21	CBJ	Memphis, TN	8-1	W
Sept. 22	CAR	Raleigh, NC	5-4	W
Sept. 23	CAR	Nashville, TN	7-3	W
Sept. 29	ATL	Atlanta, GA	3-4	OTL
Sept. 30	ATL	Nashville, TN	5-1	W

2005 (Record: 4-3-0)

Date	Opponent	Site	Score	Result
Sept. 21	STL	St. Louis, MO	4-3	W
Sept. 23	CBJ	Nashville, TN	3-2	W
Sept. 24	STL	Kansas City, MO	1-2	L
Sept. 25	CAR	Nashville, TN	4-2	W
Sept. 29	ATL	Nashville, TN	2-5	L
Sept. 30	ATL	Atlanta, GA	2-3	L
Oct. 2	CBJ	Columbus, OH	4-1	W

2003 (Record: 2-2-(2)-1)

Date	Opponent	Site	Score	Result
Sept. 19	CHI	Chicago, IL	5-0	W
Sept. 20	CHI	Nashville, TN	2-2 (OT)	T
Sept. 21	CBJ	Columbus, OH	2-2 (OT)	T
Sept. 26	STL	St. Louis, MO	1-4	L
Sept. 27	ATL	Richmond, VA	2-3 (OT)	OTL
Oct. 3	ATL	Atlanta, GA	2-5	L
Oct. 4	STL	Nashville, TN	5-1	W

2002 (Record: 3-4-(1)-0)

Date	Opponent	Site	Score	Result
Sept. 19	CHI	Chicago, IL	1-3	L
Sept. 21	STL	Nashville, TN	0-1	L
Sept. 22	CBJ	Columbus, OH	5-3	W
Sept. 24	ATL	Atlanta, GA	4-5	L
Sept. 25	STL	St. Louis, MO	2-3	L
Sept. 28	ATL	Bossier City, LA	4-4	T
Oct. 1	CHI	Nashville, TN	2-0	W
Oct. 5	CBJ	Nashville, TN	2-0	W

2001 (Record: 3-4-(0)-1)

Date	Opponent	Site	Score	Result
Sept. 17	ATL	Atlanta, GA	3-4	L
Sept. 18	CBJ	Columbus, OH	2-3	L
Sept. 21	CBJ	Huntsville, AL	3-1	W
Sept. 22	STL	Nashville, TN	2-5	L
Sept. 23	CHI	Nashville, TN	1-0	W
Sept. 25	ATL	Nashville, TN	4-5 (OT)	OTL
Sept. 28	STL	St. Louis, MO	0-2	L
Sept. 29	CHI	Chicago, IL	3-0	W

2000 (Record: 3-3-(1)-0)

Date	Opponent	Site	Score	Result
Sept. 16	ATL	Southaven, MS	5-3	W
Sept. 17	CBJ	Dayton, OH	2-4	L
Sept. 19	STL	St. Louis, MO	2-2	T
Sept. 23	CHI	Nashville, TN	4-1	W
Sept. 26	ATL	Nashville, TN	4-1	W
Sept. 29	CHI	Chicago, IL	3-4	L
Sept. 30	STL	Nashville, TN	0-4	L


1999 (Record: 1-5-(3)-0)

Date	Opponent	Site	Score	Result
Sept. 11	ATL	Columbus, GA	1-3	L
Sept. 14	DET	Detroit, MI	2-4	L
Sept. 16	FLA	Knoxville, TN	4-4	T
Sept. 17	STL	Milwaukee, WI	2-2	T
Sept. 18	WSH	Biloxi, MS	1-2	L
Sept. 21	STL	Lafayette, LA	1-4	L
Sept. 25	DET	Nashville, TN	1-3	L
Sept. 26	FLA	Louisville, KY	0-0	T
Sept. 28	ATL	Nashville, TN	2-0	W

1998 (Record: 2-4-(3)-0)

Date	Opponent	Site	Score	Result
Sept. 19	FLA	Huntsville, AL	4-2	W
Sept. 20	FLA	Pensacola, FL	4-4	T
Sept. 22	DAL	Little Rock, AR	2-2	T
Sept. 25	DAL	Dallas, TX	1-5	L
Sept. 26	STL	Kansas City, MO	5-6	L
Oct. 1	WSH	Richmond, VA	3-4	L
Oct. 2	ANA	Cincinnati, OH	2-1	W
Oct. 3	ANA	Milwaukee, WI	0-3	L
Oct. 6	STL	St. Louis, MO	3-3	T

NOTES





YOU KNOW YOU'RE A FAN
WHEN A LITTLE
ICE MAKES YOU
SWEAT.



NHL and the NHL Shield are registered trademarks of the National Hockey League. All NHL logos and marks and NHL team logos and marks depicted herein are the property of the NHL and the respective teams and may not be reproduced without the prior written consent of NHL Enterprises, L.P. © NHL 2013. All Rights Reserved.