

\$12



***NEW JERSEY DEVILS
2013-14 MEDIA GUIDE***



Prudential Center

AD

NEW JERSEY DEVILS



2013-14 MEDIA GUIDE

TABLE OF CONTENTS

THE FRONT OFFICE

Organizational Directory	4
Owners	6-7
Management	8-13
Coaching Staff	14-21
Developmental Staff	22-25
Scouting Staff	26-27
Training/Equipment Staff	28-29
Organizational Staff	30
Communications Department	31

THE DEVILS

Player Biographies	36-98
In the System	100-111
Albany Devils Directory/Schedule/Stats	112-113
Prospects	114
Draft History	115-117
How the Devils Were Built	118
Roster	119

2012-13 REVIEW

Final NHL/Devils' Statistics	122-123
Eastern Conference Day-by-Day	124-127
Game-by-Game	128-129
At Home/Away	130
Season Records	131
Statistical Breakdown	132-133
Injuries	134
Transactions	135
Shootouts	136

DEVILS VS. OPPONENTS

2012-13/All-Time Results/Statistics	138-195
---	---------

TEAM HISTORY & RECORDS

Season Records	198-199
All-Time Leader Board	200
Season Leaders	201
Executive Personnel	202
Coaching Records	203
Season/Coaching Records 1974-82	204
Extra Attacker	205
Dates in History	206-207
Alumni	208-221
All-Time Transactions	222-227
By Number	228
Retired Numbers	229
Award Winners	230-231
1982-83 to 2011-12 Statistics/Results	232-260
All-Star Game	262-263
Overtime/Shootout History	264-269
Specialty Teams	270-271
Hat Tricks	272-273
All-Time Goalies vs. NHL	274-275
Shootouts	276-277
Team/Individual Regular-Season Records	278-288


PLAYOFFS

Final NHL Statistics	290
All-Time Playoff Statistics	292-293
All-Time Playoff Results	294-299
Playoff/Overtime	300
Playoff Shootouts/Hat Tricks/PS	301
Team/Individual Playoff Records	302-313

MISCELLANEOUS

2013-14 Schedule	3
Prudential Center	32-33
New Jersey High School Hockey Directory	81
New Jersey Area Youth Hockey	85
New Jersey Rink Directory	99
Season-Opening/Closing Records	113
Consecutive Division Championships	127
Multiple-Points Games	132
Penalty Breakdown	133
Babes & Seniors	134
Individual Records vs. Opponents	152
Individual Records vs. Devils	164
National Hockey League Directory	196
Blowing the Whistle	196
Vs. Expansion Teams	204
2012-13 Hockey Champions	221
All-Time Goaltending	227
Jersey Devil Legend	263
Consecutive 40 Wins/ 500 Pctg./Playoff Seasons	277
Consecutive Years in Playoffs	308
While at Prudential Center	309
Devils' Playoff Record Scenarios	313
NJSIAA Ice Hockey Championships	314
In the Community	316-317
Medical Glossary	318-319
How to Figure	320
NHL Alignment	321
Broadcasters	322-323
Media Info	324
Gamenights at Prudential Center	324
TV Schedule	325
Prudential Center Policies	326
Critical Dates	327
NHL PR Directory	328

Editor: Mike Levine
Assistant Editors: Pete Albietz
 Dan Beam
 Valentino Sisti
Editorial Assistants: Harrison Silver
 Megan Meisse
 Justin Russo
 Carson Fleno
 Stephen Gelo
Concept/Design: Greg Orlando
Photographer: Andy Marlin
 Getty Images
Layout/Typesetting: Eric Schwartz
 MARK Lithography/
 Kay Printing, Clifton, NJ



New Jersey Devils and the Devils' logo are registered trademarks of the New Jersey Devils.
 ©2013-14 New Jersey Devils, all rights reserved.

On the Cover: The New Jersey Devils – with their familiar NJ-pitchfork logo – will play this season in the newly-formed Metropolitan Division.

AD

OCTOBER 2013						
S	M	T	W	T	F	S
		1	2	3 7:00	4 7:00	5
				PIT	NYI	
6	7 9:30	8 10:00	9	10	11 9:00	12
	EDM	VAN			CGY	
13 8:00	14	15	16	17 7:30	18	19 7:00
WPG				OTT		NYR
20	21	22 7:00	23	24 7:00	25	26 7:00
		CBJ		VAN		BOS
27	28	29 7:30	30	31		
		TB				

JANUARY 2014						
S	M	T	W	T	F	S
			1	2	3 7:00	4 7:00
					CHI	BUF
5	6	7 7:30	8	9 7:00	10	11 7:00
		PHI		DAL		FLA
12 7:00	13	14 7:30	15	16 9:00	17	18 8:00
TOR		MTL		COL		PHX
19	20	21 7:00	22	23	24 7:00	25
		STL			WSH	
26 12:30	27	28 8:00	29	30 8:30	31 8:00	
NYR		STL		DAL	NSH	

NOVEMBER 2013						
S	M	T	W	T	F	S
					1	2 7:00
					PHI	
3 8:00	4	5	6	7 7:00	8 7:30	9
MIN				PHI	TOR	
10 7:00	11	12 7:00	13	14	15 7:00	16 7:00
NSH				LA	PIT	
17	18	19	20 10:00	21 10:30	22	23 10:30
			ANA	LA		SJ
24	25 7:00	26	27 7:00	28	29 7:00	30 7:00
	WPG		CAR		CAR	BUF

FEBRUARY 2014						
S	M	T	W	T	F	S
						1
2	3 7:30	4	5	6	7 7:00	8 8:00
	COL				EDM	WSH
9	10	11	12	13	14	15
16	17	18	19	20	21	22
23	24	25	26	27 7:00	28	
				CBJ		

DECEMBER 2013						
S	M	T	W	T	F	S
1	2 7:30	3	4 7:00	5	6 7:00	7 7:30
	MTL		MTL		DET	NYR
8	9	10 7:00	11	12	13 7:00	14 7:00
		CBJ			PIT	TB
15	16	17	18 7:30	19	20 7:00	21 7:00
			OTT		ANA	WSH
22	23 8:00	24	25	26	27 7:00	28 7:00
	CHI				CBJ	NYI
29	30	31 1:00				
		PIT				

MARCH 2014						
S	M	T	W	T	F	S
						1 1:00
						NYI
2 3:00	3	4 7:00	5	6	7 7:30	8 7:00
SJ		DET			DET	CAR
9	10	11 7:00	12	13	14 7:30	15 7:00
					FLA	TB
16	17	18 7:00	19	20 7:00	21	22 7:00
		BOS		MIN		NYR
23 7:00	24	25	26	27 7:00	28	29 7:00
TOR	31 7:30			PHX		NYI
30	FLA					

HOME AWAY

Jan. 26 at Yankee Stadium, Bronx, NY.

All times are Eastern.

Feb. 9-25 Olympic Winter break.

Most games televised over



Oct. 29, Jan. 7, Feb. 3, Mar. 31, Apr. 4 & Apr. 11
televised over NBC Sports Network.

Jan. 26 televised over NBC.

Most games broadcast over



Schedule subject to change.

Check your local listings.

APRIL 2014						
S	M	T	W	T	F	S
		1 7:00	2	3	4 7:00	5 7:00
		BUF			WSH	CAR
6	7 7:00	8	9	10 7:30	11 7:30	12
	CGY			OTT	NYI	
13 3:00	14	15	16	17	18	19
BOS						

For information on Devils' ticket plans, please call
1-800-NJ-DEVIL.

For individual game tickets contact [ticketmaster](http://ticketmaster.com)

1-800-745-3000

newjerseydevils.com • prucenter.com • ticketmaster.com

NEW JERSEY DEVILS

Owner/Chairman/Governor	Joshua Harris
Owner/Vice Chairman/Alternate Governor	David Blitzer
President/General Manager/Alternate Governor	Lou Lamoriello
Chief Executive Officer, New Jersey Devils & Prudential Center/Alternate Governor	Scott O'Neill
President of Business Operations	Hugh Weber
Executive Vice President, Hockey Operations/Director, Scouting	David Conte
Executive Vice President, Operations	Peter S. McMullen
Senior Vice President, Hockey Operations/General Manager, Albany & Scout	Chris Lamoriello
Senior Vice President, Communications	Mike Levine
Vice President, Hockey Operations	Stephen Pellegrini

HOCKEY CLUB PERSONNEL

Head Coach
Peter DeBoer
 Assistant Coaches
Dave Barr
Scott Stevens
Mike Foligno
 Goaltending Coach
Chris Terreri
 Special Assignment Coaches
Jacques Laperriere
Jacques Lemaire
 Assistant Director, Scouting
Claude Corrier
 Scouting Staff
Timo Blomqvist
Jeremy Conte
Glen Dirk
Milt Fisher
Dan Labraaten
Scott Lachance
Pierre Mondou
Gates Orlando
Larry Perris
Marcel Pronovost
Lou Reycroft
Vaclav Slansky, Jr.
Steve Smith
Geoff Stevens
Ed Thonlinson
 Pro Scouting Staff
Bob Hoffmeyer
Jan Ludvig
 Hockey Operations Video Coordinator
Taran Singleton
 Video Assistant
Matthew DeMado
 Scouting Staff Assistant
Callie A. Smith
 Head Trainer
Richard Stinziano
 Assistant Trainer
Kevin Morley
 Equipment Manager
Rich Matthews
 Assistant Equipment Managers
Jason McGrath
Mike Thibault
 Strength/Conditioning Coordinator
Michael Vasalanti
 Massage Therapist
Brian Smith

Team Orthopedist
Dr. Barry Fisher
 Team Cardiologist
Dr. Joseph Niznik
 Team Dentists
Dr. H. Hugh Gardy
Dr. Jason Schepis
 Team Optometrist
Dr. Paul Berman
 Exercise Physiologist
Dr. Garret Caffrey
 Video Consultant
Mitch Kaufman
 Head Coach, Albany
Rick Kowalsky
 Assistant Coaches, Albany
Tommy Albelin
Sergei Brylin
 Goaltending Coach, Albany
Dave Caruso
 Video Coordinators, Albany
Mike Regan
Sean Andrade
 Athletic Trainer, Albany
Scott Stanhibel
 Equipment Manager, Albany
Andrew Schmidt
 Assistant Equipment Manager, Albany
Elliot Newton

PRESIDENT'S OFFICE

Hockey Operations Executive Assistant
 to the President/General Manager
Marie Carnevale
 Administrative Assistant
Christine Garcia

COMMUNICATIONS

Director, Communications
Pete Albietz
 Director, Website Content
Eric Marin
 Assistant Director, Communications
Daniel Beam
 Staff Assistant
Valentino Sisti

COMPUTER OPERATIONS

Senior Director, Programming/
 Computer Operations
Jack Skelley

ALUMNI REPRESENTATIVES

Ken Daneyko
Bruce Driver
Grant Marshall
Jim Dowd

TELEVISION/RADIO

Television Outlet
MSG Plus
 Broadcasters
Steve Cangialosi, Play-by-Play
Glenn Resch, Color
 Radio Outlet
Sports Radio 66 WFAN and 101.9 FM
 Broadcasters
Matt Loughlin, Play-by-Play
Sherry Ross, Color

Seating Capacity
17,625
 Dimensions of Rink
200 feet x 85 feet
 Club Colors
Red, Black & White

PRUDENTIAL CENTER

25 Lafayette Street
 Newark, NJ 07102
 Phone: (973) 757-6100
 Fax: (973) 757-6399
 newjerseydevils.com
 njdevilspr.com
 twitter.com/nhdevilspr
 facebook.com/NewJerseyDevils
 twitter.com/nhdevils
 prucenter.com



JOSHUA HARRIS — OWNER/CHAIRMAN/GOVERNOR

Along with Co-Owner David Blitzer, completed the purchase of the New Jersey Devils and its long-term operating interest in Prudential Center and related assets on August 15, 2013. He also serves as Managing Owner and Governor of the NBA's Philadelphia 76ers. Harris is Managing Partner of Apollo Management, L.P., which he co-founded in 1990. He graduated summa cum laude from the University of Pennsylvania's Wharton School of Business with a Bachelor of Science degree in Economics and received his MBA from the

Harvard Business School where he was named a Baker and Loeb Scholar. Among other civic activities, Josh serves as a member of The Federal Reserve Bank of New York Investors Advisory Committee on Financial Markets and the Undergraduate Executive Board of The Wharton School of the University of Pennsylvania. Josh has strong ties to northern New Jersey; his grandparents lived in Newark, while his father attended Caldwell High School.


**DAVID BLITZER — OWNER/VICE CHAIRMAN/ALT. GOVERNOR**

Along with Co-Owner Joshua Harris, completed the purchase of the New Jersey Devils and its long-term operating interest in Prudential Center and related assets on August 15, 2013. He is also the Co-Managing Owner and Alternate Governor of the NBA's Philadelphia 76ers. Blitzer is a Senior Managing Director and Co-Chair in the Private Equity Group at The Blackstone Group and is a member of the firm's Executive Committee. David is based in New York following 10 years in London establishing Blackstone's

corporate private equity business in Europe. Since joining Blackstone in 1991, David has been involved in the execution of its investments in Spirit Group, SULO, Allied Waste, Aspen Insurance Holdings, Houghton Mifflin, Universal Orlando, Centerplate, Cadillac Fairview, Edward J. DeBartolo Corporation, Southern Cross, NHP, Orangina, United Biscuits and Jack Wolfskin. Blitzer graduated magna cum laude from the Wharton School of the University of Pennsylvania, and he currently serves as a Director of United Biscuits and Jack Wolfskin. A native of Scotch Plains, NJ, David's parents still live in the home that he was raised in, while his grandparents also grew up in New Jersey.



LOU LAMORIELLO — PRESIDENT/GENERAL MANAGER



In his 27th NHL season as Devils' president/general manager...Assumed role of head coach, April 2, 2007 through post-season...Also served as coach from December 19, 2005 through end of 2006 playoffs; led club to 32-14-4=68pt (.680) mark and first-place finish...Served as CEO of New Jersey Nets for two-plus seasons from 2001-02 until sale of the team in 2004; franchise made consecutive NBA Finals' appearances following the 2002 and 2003 seasons...Inducted into Hockey Hall of Fame in the Builder Category, November 9, 2009; inducted into U.S. Hockey Hall of Fame, October 2012...Has created lasting impact with dynamic, disciplined, progressive style of management and leadership at club's helm...Permeates organization with perpetually optimistic, full-speed ahead approach...Has overall authority regarding all hockey and business operations...His careful construction of the Devils through the draft, trades, and free agent acquisitions led team to Stanley Cup Championships in the 2002-03, 1999-00, and 1994-95 seasons...Club's record was 1,026-714-236 (.584) during the regular-season and 136-116 (.540) in the post-season through his first 26 years...Total includes 13 100-point seasons, five Eastern Conference and nine Atlantic Division regular-season championships over the past 19 seasons...At 396-275-110 (.577) in the 1990's and 422-223-95 (.634) in the 2000's, team owned NHL's second-best record during each of the last two decades...Also oversees player personnel of organization's development team in Albany (AHL); led team to 1994-95 Calder Cup Championship...Organization was first since 1976-77 to win dual NHL/AHL championships the same season...A member of the NHL Board of Governors' Executive Committee...Served as general manager of Team USA for 1998 Winter Olympic Games...Also GM for Team USA during first-ever World Cup tourney, summer 1996, as USA captured championship...Exhibited his typical tenacious work ethic in ground-breaking efforts to land Soviet talent, 1989...Named club's second president April 30, 1987; assumed dual role as president/GM prior to 1987-88 training camp...A proven winner, spent two decades as guiding force behind Providence College's hockey success before arriving on the professional sports scene...Left post as athletic director at P.C. to join the Devils after holding that position for five years...Served as hockey coach for 15 seasons, compiling impressive .578 winning percentage (248-179-13) while guiding Friars to 12 post-season tournaments in a row, including 1983 Final Four in his final season...During last five seasons (1978-83) of coaching, compiled a record of 107-58-4 and had more players drafted by the National Hockey League after entering college than any other college team during those years...Helped propel numerous players and administrators toward NHL careers during his tenure at Providence...Was one of five founders of Hockey East Association; served as commissioner of seven-team league from 1983-87, which became one of the most prestigious hockey conferences in the country under his direction...The Lamoriello Cup/Trophy has served as Hockey East's championship award since 1989...Oversaw Providence College's rise to national basketball prominence, hiring current University of Louisville Head Coach Rick Pitino to coach the Friars...Captained both hockey and baseball teams while an undergraduate...Served as member of Big East Conference Television Committee, and NCAA Professional Sports Committee...Was responsible for administration of 22 varsity teams and for the operation of all athletic facilities as athletic director...Played, coached and managed in the prestigious Cape Cod Baseball League and at Thetford Mines of the Quebec Provincial League...Inducted into National Italian American Sports Hall of Fame, November 2012...Inducted into Cape Cod Baseball League Hall of Fame class of 2009...Has served on the board of directors of the Yogi Berra Museum since 2006...A member of the board of Yankee Global Enterprises since 2004...Inducted into the Rhode Island Heritage Hall of Fame in 2004; also inducted into LaSalle Academy (RI) Hall of Fame the same year...Recipient of Ellis Island Medal of Honor, May 2003...Inducted into the Sports Hall of Fame of New Jersey, 2002...Received honorary doctorate degree from Providence College, 2001...Named recipient of 2000 Unico National's Vincent T. Lombardi Award for professional sports achievement...Received 1992 Lester Patrick Trophy in recognition for service to hockey in the United States...Inducted into P.C. Athletic Hall of Fame in 1982...Has three adult children, Christopher, Heidi and Tim, and five grandchildren, Mary Anastasia, Anastasia Carina, Gabrielle Rose, Jack William and Carina Mary.

PLAYING RECORD

YEAR	TEAM	LEAGUE	GP	G	A	PTS
1960-61	Providence	ECAC	20	11	9	20
1961-62	Providence	ECAC	21	26	26	52
1962-63	Providence	ECAC	23	21	25	46
PROVIDENCE TOTALS			64	58	60	118

COACHING RECORD

YEAR	TEAM	LEAGUE	REGULAR SEASON						PLAYOFFS			
			GC	W	L	O/T	PTS	PCT	GC	W	L	PCT
1968-69	Providence	ECAC	21	7	14	0	-	.333	-	-	-	-
1969-70	Providence	ECAC	25	11	12	2	-	.480	-	-	-	-
1970-71	Providence	ECAC	28	17	11	0	-	.607	-	-	-	-
1971-72	Providence	ECAC	24	14	9	1	-	.604	-	-	-	-
1972-73	Providence	ECAC	25	11	14	0	-	.440	-	-	-	-
1973-74	Providence	ECAC	26	14	11	1	-	.558	-	-	-	-
1974-75	Providence	ECAC	27	19	7	1	-	.722	-	-	-	-
1975-76	Providence	ECAC	31	14	15	2	-	.484	-	-	-	-
1976-77	Providence	ECAC	30	17	13	0	-	.567	-	-	-	-
1977-78	Providence	ECAC	34	17	15	2	-	.529	-	-	-	-
1978-79	Providence	ECAC	28	16	10	2	-	.607	-	-	-	-
1979-80	Providence	ECAC	32	21	11	0	-	.656	-	-	-	-
1980-81	Providence	ECAC	33	17	15	1	-	.530	-	-	-	-
1981-82	Providence	ECAC	33	20	12	1	-	.621	-	-	-	-
1982-83	Providence	ECAC	43	33	10	0	-	.767	-	-	-	-
* 2005-06	DEVILS	NHL	50	32	14	4	68	.680	9	5	4	.556
2006-07	DEVILS	NHL	3	2	0	1	5	.833	11	5	6	.455
DEVILS TOTALS			53	34	14	5	73	.689	20	10	10	.500
PROVIDENCE TOTALS			440	248	179	13	-	.578	-	-	-	-

Served as Athletic Director and Coach: 1982-83.
 * ECAC Finalist: 1977-78, 1982-83 • ECAC Playoff Champions: 1980-81
 NCAA Tournament: 1980-81 • NCAA Final Four: 1982-83

ADMINISTRATION

YEAR	TEAM	POSITION
1982-83	Providence	Athletic Director/Coach
1983-84	Providence	Athletic Director
1984-85	Providence	Athletic Director/Hockey East Commissioner
1985-86	Providence	Athletic Director/Hockey East Commissioner
1986-87	Providence	Athletic Director/Hockey East Commissioner

GENERAL MANAGER

YEAR	TEAM	LEAGUE	REGULAR SEASON						PLAYOFFS			
			GP	W	L	O/T	PTS	PCT	GP	W	L	PCT
1987-88	DEVILS	NHL	80	38	36	6	82	.513	20	11	9	.550
1988-89	DEVILS	NHL	80	27	41	12	66	.413	-	-	-	-
1989-90	DEVILS	NHL	80	37	34	9	83	.519	6	2	4	.333
1990-91	DEVILS	NHL	80	32	33	15	79	.494	7	3	4	.429
1991-92	DEVILS	NHL	80	38	31	11	87	.544	7	3	4	.429
1992-93	DEVILS	NHL	84	40	37	7	87	.518	5	1	4	.200
1993-94	DEVILS	NHL	84	47	25	12	106	.631	20	11	9	.550
1994-95	DEVILS	NHL	48	22	18	8	52	.545	20	16	4	.800
1995-96	DEVILS	NHL	82	37	33	12	86	.524	-	-	-	-
1996-97	DEVILS	NHL	82	45	23	14	104	.634	10	5	5	.500
* 1997-98	DEVILS	NHL	82	48	23	11	107	.652	6	2	4	.333
** 1998-99	DEVILS	NHL	82	47	24	11	105	.640	7	3	4	.429
1999-00	DEVILS	NHL	82	45	29	8	103	.628	23	16	7	.696
2000-01	DEVILS	NHL	82	48	22	12	111	.677	25	15	10	.600
2001-02	DEVILS	NHL	82	41	32	9	95	.579	6	2	4	.333
2002-03	DEVILS	NHL	82	46	26	10	108	.659	24	16	8	.667
2003-04	DEVILS	NHL	82	43	27	12	100	.610	5	1	4	.200
2005-06	DEVILS	NHL	82	46	27	9	101	.616	9	5	4	.556
2006-07	DEVILS	NHL	82	49	24	9	107	.652	11	5	6	.455
2007-08	DEVILS	NHL	82	46	29	7	99	.604	5	1	4	.200
2008-09	DEVILS	NHL	82	51	27	4	106	.646	7	3	4	.429
2009-10	DEVILS	NHL	82	48	27	7	103	.628	5	1	4	.200
2010-11	DEVILS	NHL	82	38	39	5	81	.494	-	-	-	-
2011-12	DEVILS	NHL	82	48	28	6	102	.622	24	14	10	.583
2012-13	DEVILS	NHL	48	19	19	10	48	.500	-	-	-	-
DEVILS TOTALS			1976	1026	714	236	2308	.584	252	136	116	.540

OVERALL RECORD: 1162-830-236 (.579)

Patrick Division Playoff Champions: 1987-88
 Wales Conference Finalists: 1987-88
 Eastern Conference Finalists: 1993-94
 Eastern Conference Champions: 1994-95, 1999-00, 2000-01, 2002-03, 2011-12
 Stanley Cup Champions: 1994-95, 1999-00, 2002-03
 World Cup of Hockey Gold Medal: 1996
 Eastern Conference Regular-Season Champions: 1996-97, 1997-98, 1998-99, 2000-01
 * Atlantic Division Champions: 1996-97, 1997-98, 1998-99, 2000-01, 2002-03, 2005-06, 2006-07, 2008-09, 2009-10
 1998 United States Olympic Team
 Inducted into Hockey Hall of Fame: 2009
 ** Inducted into U.S. Hockey Hall of Fame: 2012

SCOTT O'NEIL — CHIEF EXECUTIVE OFFICER, NEW JERSEY DEVILS AND PRUDENTIAL CENTER



Scott O'Neil, one of the most respected executives in the sports business industry, was named Chief Executive Officer for the NHL's New Jersey Devils and the Prudential Center on August 15, 2013. He is charged with leading the Devils' business operations, as well as overseeing the Prudential Center and its broad entertainment offerings, which was added to the responsibility he had assumed three weeks earlier when he was named in a similar capacity as CEO of the Philadelphia 76ers – both ownership groups are led by Josh Harris. O'Neil will also serve as an Alternate Governor for both the Devils and Sixers at the Board of Governors meetings for the respective leagues.

O'Neil has built a reputation as a strong leader who excels in challenging situations by attracting and developing world class talent and creating an unrivaled performance based culture and discipline. He has been invited to be the featured speaker at some of the nation's most prestigious universities, including Harvard, Princeton and the University of Pennsylvania, while also serving as a panelist at the industry's most influential conferences, the Bloomberg Sports Business Summit and the Beyond Sport Summit.

Most recently, O'Neil served as president of Madison Square Garden Sports, where he oversaw the business operations of The Madison Square Garden Company's (MSG) three professional sports teams, the New York Knicks, New York Rangers and New York Liberty, leading some of the most coveted brands in sports. O'Neil was the key architect in several of the largest deals in NBA history, resulting in record-setting revenue in sponsorships, tickets and suites.

O'Neil came to MSG from the NBA, where as senior vice president, he oversaw the league's team marketing and business operations. He advised NBA and WNBA teams on ticket sales and service, sponsorship development, and marketing. He also managed the NBA's Canadian business, Relationship Marketing, and the NBA Development League.

Prior to joining the NBA in May 2001, O'Neil served as President of HoopsTV.com where he oversaw a management team and staff of 60 and orchestrated strategic partnerships with leading companies such as ESPN, Footaction and numerous online partners. During his career, O'Neil also spent five years with the Philadelphia Eagles, where he was appointed the youngest Vice President of Sales in the NFL, and two years with the New Jersey Nets as a Corporate Marketing Manager.

An avid writer, O'Neil has published two cases for the Harvard Business School, "Success Factors in Minor League Baseball" and "Balancing Work and Family" in 1998. He has also written and published a book titled, "Fantasy Land to the Rat Race" released in 2000 and geared towards young executives in the workplace.

O'Neil holds a degree in Marketing from Villanova University and M.B.A. from the Harvard Business School. He and his family currently reside in Pennsylvania.

HUGH WEBER — PRESIDENT OF BUSINESS OPERATIONS



As president of business operations, oversees all aspects of Devils Arena Entertainment, including the franchise's business operations and Prudential Center. Weber has a track record of creating fan-friendly, partnership-driven and "elite" best-in-class organizations.

Most recently, Weber was president and alternate governor of the NBA's New Orleans Hornets. In his seven-year tenure, the organization experienced success on and off the court.

The team achieved record-setting ticket sales and sponsorship numbers while creating a number of significant community initiatives. Through the tireless efforts of every employee, coach and player, the Hornets' organization gained long-term stability in the region under difficult circumstances.

The organization took a leading role in the renaissance of the region. In an unprecedented initiative, "100 events in 100 nights," the team executed small gatherings hosted in the homes of current season ticket holders, partners, and local businesses. Through a coordinated effort, the team secured financial success, a long-term lease with the state, and stable local ownership.

In 2010, Weber reorganized the Hornets' basketball operations, using a collaborative philosophy, defined value system, and strong work ethic as key principles. He was able to assemble one of the best young organizations in the league, described by some as an "All-Star" team. Weber brought in a dynamic, young head coach in Monty Williams, and hired General Manager Dell Demps, a prodigy from the highly-successful San Antonio Spurs organization.

Prior to his role as team president, Weber served as chief operations officer and vice president of business operations, overseeing all aspects of the New Orleans market, while the team was temporarily headquartered in Oklahoma City from 2005-2007.

Weber is a board member of a variety of community, economic development and entrepreneurship organizations, reflecting his priority to invest in the community.

Hugh has four children, Brenna (18), Zoë (18), Hugh III (12) and Jackson (11). In addition to his Devils' duties, he enjoys running, reading and being a father.



PETER S. McMULLEN — EXECUTIVE VICE PRESIDENT, OPERATIONS

Currently in his 16th season as executive vice president of the Devils and 32nd year with the organization...Responsibilities include office operations, purchasing and scheduling; works closely with Devils Arena Entertainment and Prudential Center...Represents Devils at the Newark Regional Business Partnership and with other local organizations...Previously served organization as vice president, operations/human resources, 1987-1998; director, marketing department operations, 1985-1987; marketing administrative assistant, 1984-1985; and sales representative, 1982-1983...Graduate of Boston College's Carroll School of Management (Chestnut Hill, MA) in 1981; received bachelor of science degree in marketing and human resources...Played lacrosse while at B.C...A 1977 graduate of Montclair Kimberley Academy where he participated in athletics...A lifelong resident of Essex County...Peter and his wife, Cheryl, have two children: Elise, 23, and Peter, Jr., 20.

DAVID CONTE — EXECUTIVE VICE PRESIDENT, HOCKEY OPERATIONS/DIRECTOR, SCOUTING

Entering 30th season with Devils, 21st as team's director of scouting...Promoted to executive vice president September 2006; was appointed to head scouting post August 5, 1993...Responsible for supervising and administering all scouting activities, making assignments, and coordinating player evaluations...Spent previous eight seasons as Devils' assistant director of player personnel prior to summer 1993 promotion...Joined organization in 1984-85, serving as a full-time scout; performance that year earned him the move up to assistant director...Joined Devils following five years of service as scout for the Washington Capitals, having been originally hired by then Caps' GM Max McNab...Has special expertise in evaluating collegiate and European talent...A graduate of Colgate University, was his team's alternate captain and MVP

during 1970-71 senior season...Ended collegiate career as school's second all-time leading scorer...Recipient of Colgate's Silver Puck Award, December 2008...A centerman, followed his undergraduate career by playing five seasons in Europe: two in Finland; two in Italy; one in Spain...European teammates included former NHLers Jari Kurri and Kari Eloranta and current Devils' Scout Timo Blomqvist, as he began to develop extensive network of contacts...65 years of age...Has one son, 26-year-old Jeremy...Resides in York, Maine.

**CHRIS LAMORIELLO — SENIOR VICE PRESIDENT, HOCKEY OPERATIONS/GENERAL MANAGER, ALBANY & SCOUT**

Entering 13th season in dual role as general manager of the Devils' development team, and 18th season as a member of New Jersey's scouting staff...Named to current post September 2001, adding to his duties as scout...Serves as alternate governor for AHL franchise; had previously represented team at ECHL level...In his sixth year as a member of the AHL's competition committee; served as chairman in 2010-11...Covers all levels of hockey throughout the United States, Canada and Europe...A 1994 graduate of Providence College; earned a B.A. degree in history...Played both hockey and baseball at P.C...Played right wing in hockey and first base in baseball...Spent the 1994-95 season as an

assistant hockey coach at St. Raphael Academy (Pawtucket, RI)...A 1990 graduate of LaSalle Academy (Providence, RI), where he played/captained both the hockey and baseball teams...40 years old; born in Providence, RI...Chris and his wife, Vicki, have three daughters, nine-year-old Mary Anastasia, seven-year-old Anastasia Carina and two-year-old Carina Mary.

STEPHEN PELLEGRINI — VICE PRESIDENT, HOCKEY OPERATIONS

In eighth season with Devils and 23rd year in National Hockey League; joined organization August 2006...Works closely with General Manager Lou Lamoriello on all hockey-related matters, including contract negotiation/salary arbitration preparation, collective bargaining agreement/salary cap compliance...Also oversees hockey administration at Albany (AHL); previously served in similar capacity in ECHL...Spent eight seasons as group vice president of the NHL's Central Registry Department (1998-2006), where he served on the league's CBA negotiating committee; duties included CBA rules and regulation enforcement...Served Edmonton Oilers as director of hockey administration from 1995 through 1998; originally joined NHL's CR Department in 1991...Earned his graduate degree in sports administration from Montreal's Concordia University in 1991...Received his undergraduate degree in history from King's College at The University of

Western Ontario...Upon graduation, worked in school's registrar's office while serving as assistant soccer coach...Born in Sarnia, Ont.

MIKE LEVINE — SENIOR VICE PRESIDENT, COMMUNICATIONS

Entering 28th season in NHL and with organization, 11th season as Devils' vice president, communications...Spent the previous 17 seasons holding various positions within the Devils' Communications Department, including time spent as the club's senior director of media relations during the 1994-95 Stanley Cup season...Has edited the Devils' Media Guide since 1989-90; publication has been honored by the Professional Hockey Writers' Association seven times during that span...Also received PHWA Dick Dillman Award for best press box/game night operations in 1994-95...Was also responsible for scheduling appearances of the Stanley Cup the summer of '95...A January 1987 graduate of St. John's University (New York) where he received a bachelor of science degree in athletic administration...Also holds an associate of applied sciences degree in architectural technology from the New York Institute of Technology...51 years old...Married, wife's name is Marie...The couple resides in Nutley, NJ.

PETER DeBOER — HEAD COACH

Introduced as Devils' head coach July 19, 2011; led club to 2012 Stanley Cup Finals in his first-ever NHL post-season appearance...Spent three seasons as head coach with Florida after being named to position June 13, 2008...Compiled a 103-107-36 mark behind the Panthers' bench, and led the team to its then second-best finish ever at 41-30-11-93pts in 2008-09...Served as a head coach for 18 consecutive seasons, including 13 years in the Ontario Hockey League with Kitchener (2001-08), Plymouth (1997-2001) and Detroit (1995-97)...During his seven seasons with the OHL Rangers, compiled 297 wins and a .676 winning percentage, while leading the club to the 2003 Memorial Cup Championship and 2008 OHL Championship...Led the Whalers to the league's best record in both 1998-99 and 1999-00, and the Rangers to the best record in 2002-03 and 2007-08...Named OHL's Coach of the Year in 1999 and 2000, while also being honored as the Canadian Hockey League's Coach of the Year in 2000...Totaled 539 victories overall as an OHL coach, and in 2007 became one of just six coaches in league history to reach the 500-wins mark...Began his coaching career in 1994-95 as an assistant with the OHL's Detroit Junior Red Wings...Served as an assistant coach for Team Canada at the 2010 World Championships in Mannheim and Gelsenkirchen, Germany...Also a member of the coaching staff for Gold Medal-winning Team Canada at the 2005 World Junior Championships and served as an assistant coach at the 1998 World Junior tourney...Part of the coaching staff for the 2007 Canada-Russia Super Series...A center, was selected by Toronto in the 12th round, 237th overall, of the 1988 NHL Entry Draft and played professionally for two seasons with the International Hockey League's Milwaukee Admirals...Holds a law degree from the University of Windsor/University of Detroit...Born June 13, 1968 in Dunnville, Ont. and played four seasons at Windsor (OHL)...He and his wife, Susan, have one daughter, Abigail, and two sons, Jack and Matthew.

COACHING RECORD

		REGULAR SEASON							PLAYOFFS			
YEAR	TEAM	LEAGUE	GC	W	L	O/T	PTS	PCT	GC	W	L	PCT
1995-96	Detroit	OHL	66	40	22	4	84	.636	17	9	8	.529
1996-97	Detroit	OHL	66	26	34	6	58	.439	5	1	4	.200
1997-98	Plymouth	OHL	66	37	19	10	84	.636	15	8	7	.533
1998-99	Plymouth	OHL	68	51	11	6	108	.794	11	7	4	.636
1999-00	Plymouth	OHL	68	45	18	5	95	.699	23	15	8	.652
2000-01	Plymouth	OHL	68	43	15	10	96	.706	19	14	5	.737
2001-02	Kitchener	OHL	68	35	22	11	81	.596	4	0	4	.000
2002-03	Kitchener	OHL	68	46	14	8	100	.735	21	16	5	.762
2003-04	Kitchener	OHL	68	34	26	8	76	.559	5	1	4	.200
2004-05	Kitchener	OHL	68	35	20	13	83	.610	15	9	6	.600
2005-06	Kitchener	OHL	68	47	19	2	96	.706	5	1	4	.200
2006-07	Kitchener	OHL	68	47	17	4	98	.721	9	5	4	.556
2007-08	Kitchener	OHL	68	53	11	4	110	.809	20	16	4	.800
2008-09	Florida	NHL	82	41	30	11	93	.567	-	-	-	-
2009-10	Florida	NHL	82	32	37	13	77	.470	-	-	-	-
2010-11	Florida	NHL	82	30	40	12	72	.439	-	-	-	-
2011-12	DEVILS	NHL	82	48	28	6	102	.622	24	14	10	.583
2012-13	DEVILS	NHL	48	19	19	10	48	.500	-	-	-	-
DEVILS TOTALS			130	67	47	16	150	.577	24	14	10	.583
NHL TOTALS			376	170	154	52	392	.521	24	14	10	.583
OHL TOTALS			878	539	248	91	1169	.666	169	102	67	.604

Won Matt Leyden Trophy (OHL Coach of the Year)(1999, 2000) • CHL Coach of the Year (2000)

PLAYING RECORD

YEAR	TEAM	LEAGUE	REGULAR SEASON					PLAYOFFS				
			GP	G	A	PTS	PIM	GP	G	A	PTS	PIM
1985-86	Windsor	OHL	55	3	6	9	20	11	1	0	1	0
1986-87	Windsor	OHL	52	13	17	30	37	14	4	9	13	16
1987-88	Windsor	OHL	54	23	18	41	41	12	4	4	8	14
1988-89	Windsor	OHL	65	45	46	91	40	4	2	3	5	0
	Milwaukee	IHL	2	0	1	1	0	1	0	2	2	2
1989-90	Milwaukee	IHL	67	21	19	40	16	6	0	3	3	4
1990-91	Milwaukee	IHL	82	27	34	61	34	6	1	3	4	0

**DAVE BARR — ASSISTANT COACH**

Joined the Devils' organization July 29, 2011 after spending the previous two years as an assistant coach with Minnesota...Named to the position July 3, 2009 after serving Colorado in the same capacity during the 2008-09 season...Over four years from 2004-08, held the dual role of general manager/head coach for Guelph (OHL)...While with the Storm, won the 2005-06 Matt Leyden Trophy as the league's top coach, and in August 2007, was selected to coach Canada's national summer under-18 team at the Ivan Hlinka Tournament...Served Houston (AHL) as its general manager for two seasons, 2001-03, winning the 2003 Calder Cup Championship...Spent the 2000-01 campaign as Houston's (IHL) head coach, after spending the previous three seasons as an assistant coach...In 1998-99, the Aeros won the league's Turner Cup Championship, while leading the IHL with a franchise-record 54-15-13=121pt mark...Also doubled as player/assistant coach for two seasons with Orlando (IHL), 1995-97...As a forward, recorded 128 goals and 204 assists for 332 points and 520 penalty minutes in 614 career NHL regular-season contests with Boston (1981-83), NY Rangers (1983-84), St. Louis (1983-87), Hartford (1986-87), Detroit (1986-91), New Jersey (1991-93) and Dallas (1993-94)...Awarded to the Devils from the Red Wings on September 9, 1991 along with R. McKay as compensation for Detroit's signing of T. Crowder...In 103 appearances for New Jersey, totaled 12 goals and 20 assists for 32 points and 93 penalty minutes...Appeared in five games during the 1993 Patrick Division Semifinals vs. Pittsburgh, while seeing action in 71 career playoff contests overall...Not drafted, signed as a free agent by Boston after playing his junior hockey with Edmonton, Great Falls, Portland and Lethbridge (WHL)...A native of Toronto, Ont., Dave and his wife, Debbie, have two children: daughter, Allison and son, Ryan.

COACHING RECORD

SEASON												
YEAR	TEAM	LEAGUE	REGULAR SEASON						PLAYOFFS			
			GC	W	L	O/T	PTS	PCT	GC	W	L	PCT
2000-01	Houston	IHL	82	42	32	8	92	.561	7	3	4	.429
2004-05	Guelph	OHL	68	23	34	11	57	.419	-	-	-	-
2005-06	Guelph	OHL	68	40	24	4	84	.618	-	-	-	-
2006-07	Guelph	OHL	68	33	23	12	78	.574	4	0	4	.000
2007-08	Guelph	OHL	68	34	25	9	77	.566	10	5	5	.500
OHL TOTALS			272	130	106	36	296	.544	14	5	9	.357

Won Matt Leyden Trophy (OHL Coach of the Year)(2006)

PLAYING RECORD

YEAR	TEAM	LEAGUE	REGULAR SEASON					PLAYOFFS				
			GP	G	A	PTS	PIM	GP	G	A	PTS	PIM
1978-79	Edmonton	WHL	72	16	19	35	61	8	4	0	4	2
1979-80	Great Falls	WHL	3	0	1	1	10	-	-	-	-	-
	Portland	WHL	27	4	12	16	18	-	-	-	-	-
	Lethbridge	WHL	30	12	25	37	29	-	-	-	-	-
1980-81	Lethbridge	WHL	72	26	62	88	106	10	4	10	14	4
1981-82	Boston	NHL	2	0	0	0	0	5	1	0	1	0
	Erie	AHL	76	18	48	66	29	-	-	-	-	-
1982-83	Boston	NHL	10	1	1	2	7	10	0	0	0	2
	Baltimore	AHL	72	27	51	78	67	-	-	-	-	-
1983-84	NY Rangers	NHL	6	0	0	0	2	-	-	-	-	-
	Tulsa	CHL	50	28	37	65	24	-	-	-	-	-
	St. Louis	NHL	1	0	0	0	0	-	-	-	-	-
1984-85	St. Louis	NHL	75	16	18	34	32	2	0	0	0	2
1985-86	St. Louis	NHL	72	13	38	51	70	11	1	1	2	14
1986-87	St. Louis	NHL	2	0	0	0	0	-	-	-	-	-
	Hartford	NHL	30	2	4	6	19	-	-	-	-	-
	Detroit	NHL	37	13	13	26	49	13	1	0	7	14
1987-88	Detroit	NHL	51	14	26	40	58	16	5	7	12	22
1988-89	Detroit	NHL	73	27	32	59	69	6	3	1	4	6
1989-90	Detroit	NHL	62	10	25	35	45	-	-	-	-	-
	Adirondack	AHL	9	1	14	15	17	-	-	-	-	-
1990-91	Detroit	NHL	70	18	22	40	55	-	-	-	-	-
1991-92	DEVILS	NHL	41	6	12	18	32	-	-	-	-	-
	Utica	AHL	1	0	0	0	7	-	-	-	-	-
1992-93	DEVILS	NHL	62	6	8	14	61	5	1	0	1	6
1993-94	Dallas	NHL	20	2	5	7	21	3	0	1	1	4
	Kalamazoo	IHL	4	3	2	5	5	-	-	-	-	-
1994-95	Kalamazoo	IHL	66	18	41	59	77	16	1	4	5	8
1995-96	Orlando	IHL	82	38	62	100	87	23	8	13	21	14
1996-97	Orlando	IHL	50	15	29	44	29	9	2	3	5	8
DEVILS TOTALS			103	12	20	32	93	5	1	0	1	6
NHL TOTALS			614	128	204	332	520	71	12	10	22	70

Signed as a free agent by Boston, September 28, 1981. Traded to NY Rangers by Boston for Dave Silk, October 5, 1983. Traded to St. Louis by NY Rangers with NY Rangers' third-round choice (Alan Perry) in 1984 Entry Draft for Larry Patey and Bob Brooke, March 5, 1984. Traded to Hartford by St. Louis for Tim Bothwell, October 21, 1986. Traded to Detroit by Hartford for Randy Ladouceur, January 12, 1987. Acquired by DEVILS from Detroit with Randy McKay as compensation for Detroit's signing of free agent Troy Crowder, September 9, 1991. Signed as a free agent by Dallas, August 28, 1993.

SCOTT STEVENS — ASSISTANT COACH



Entering second season as Devils' full-time assistant coach and seventh season as a member of the team's coaching staff...Spent 13 of his 22 NHL seasons with New Jersey and captained team to three Stanley Cup Championships...Inducted into Hockey Hall of Fame November 12, 2007; announced his retirement as an active player on September 6, 2005...On February 3, 2006, became first player in franchise history to have his number (4) retired...Playing career spanned 22 seasons with Washington, St. Louis and New Jersey...One of just four players in history to appear in 600 games with two separate teams (R. Brind'Amour, Phil. Car.; A. MacInnis, Cgy., STL.; & M. Messier, Edm., NYR)...Passed former Capitals' teammate L. Murphy (1,615) for most appearances by a defenseman in NHL history on November 26, 2003; currently sits second all-time (C. Chelios, 1,651)...Games-played total is seventh all-time, trailing only G. Howe, Messier, R. Francis, M. Recchi, Chelios and D. Andreychuk...His 233 career playoff games by a defenseman are third (Chelios & N. Lidstrom), while his 20 years in the playoffs are tied for third all-time...In leading Devils to the

2003 Stanley Cup, participated in his NHL record-tying 13th career game seven (P. Roy)...Appeared in 879 regular season games in which his team has been victorious, the second most in NHL history (Chelios, 894)...Ranks fourth on the Devils' all-time games-played list, fourth all-time in assists and tied for seventh in points...Posted a career-high 78 points and league-leading plus-53 mark in 1993-94, becoming the only defenseman ever to lead New Jersey in scoring...His 18 goals that season are the most by a defenseman in team history, while his 60 assists still stand as the club's single-season record...In 2000, became just the seventh defenseman to receive the Conn Smythe Trophy as Playoff MVP, leading the team to its second of three championships...Named to the NHL's First All-Star Team following the 1987-88 and 1993-94 seasons, the league's Second All-Star Team three times, while appearing in 13 mid-season All-Star Games, serving as captain in 2003...Was also named to the NHL All-Rookie Team in 1982-83...Acquired by New Jersey from St. Louis on September 3, 1991 as compensation for the Blues' signing of free agent forward B. Shanahan...Began his NHL career in 1982 with Washington and remained with team for eight seasons through 1989-90...Was Washington's first choice and fifth overall selection in the 1982 Entry Draft...Played for the Memorial Cup-winning Kitchener Rangers in 1981-82, and was born April 1, 1964 in Kitchener, Ont...International experience included the 1998 Olympic Winter Games, 1996 World Cup, 1991 Canada Cup and four World Championship tournaments...Scott and his wife, Donna, have three children: daughters, Kaitlin (24) and Kara (18) and son, Ryan (22).

NHL PLAYING RECORD

YEAR	TEAM	LEAGUE	REGULAR SEASON					PLAYOFFS				
			GP	G	A	PTS	PIM	GP	G	A	PTS	PIM
1982-83	Washington	NHL	77	9	16	25	195	4	1	0	1	26
1983-84	Washington	NHL	78	13	32	45	201	8	1	8	9	21
1984-85	Washington	NHL	80	21	44	65	221	5	0	1	1	20
1985-86	Washington	NHL	73	15	38	53	165	9	3	8	11	12
1986-87	Washington	NHL	77	10	51	61	283	7	0	5	5	19
1987-88	Washington	NHL	80	12	60	72	184	13	1	11	12	46
1988-89	Washington	NHL	80	7	61	68	225	6	1	4	5	11
1989-90	Washington	NHL	56	11	29	40	154	15	2	7	9	25
1990-91	St. Louis	NHL	78	5	44	49	150	13	0	3	3	36
1991-92	DEVILS	NHL	68	17	42	59	124	7	2	1	3	29
1992-93	DEVILS	NHL	81	12	45	57	120	5	2	2	4	10
1993-94	DEVILS	NHL	83	18	60	78	112	20	2	9	11	42
1994-95	DEVILS	NHL	48	2	20	22	56	20	1	7	8	24
1995-96	DEVILS	NHL	82	5	23	28	100	-	-	-	-	-
1996-97	DEVILS	NHL	79	5	19	24	70	10	0	4	4	2
1997-98	DEVILS	NHL	80	4	22	26	80	6	1	0	1	8
1998-99	DEVILS	NHL	75	5	22	27	64	7	2	1	3	10
1999-00	DEVILS	NHL	78	8	21	29	103	23	3	8	11	6
2000-01	DEVILS	NHL	81	9	22	31	71	25	1	7	8	37
2001-02	DEVILS	NHL	82	1	16	17	44	6	0	0	0	4
2002-03	DEVILS	NHL	81	4	16	20	41	24	3	6	9	14
2003-04	DEVILS	NHL	38	3	9	12	22	-	-	-	-	-
DEVILS TOTALS			956	93	337	430	1007	153	17	45	62	186
NHL TOTALS			1635	196	712	908	2785	233	26	92	118	402

NHL All-Rookie Team (1983) • NHL First All-Star Team (1988, 1994) • NHL Second All-Star Team (1992, 1997, 2001) • Won Alka-Seltzer Plus Award (1994) • Played in NHL All-Star Game (1985, 1989, 1991 to 1994, 1996 to 2001, 2003) • Won Conn Smythe Trophy (MVP in Playoffs) (2000) • Inducted into Hockey Hall of Fame (2007)

Signed as a free agent by St. Louis, July 12, 1990. Acquired by DEVILS from St. Louis as compensation for Brendan Shanahan, September 3, 1991.

MIKE FOLIGNO — ASSISTANT COACH



Entering first season as a member of Devils' coaching staff and 18th year as a coach...Named to current position July 19, 2013 after serving as an assistant coach with Chicago (AHL) last season...Previously spent time as an assistant coach with Anaheim, after being named to the position June 24, 2010...Head coach of the OHL's Sudbury Wolves for seven seasons from 2003-04 through 2009-10 and, with 185 regular-season victories, is the winningest coach in franchise history...Led club to the 2006-07 Eastern Conference Championship and in 2009-10 served the dual role of head coach and general manager...In 1998-99, was named head coach of Colorado's AHL affiliate in Hershey...Led Bears to a 186-154-60 record in five seasons, including five straight appearances in the Calder Cup Playoffs...Served as an NHL assistant coach with Colorado (1997-98) and Toronto (1995-96)...Began professional coaching career with St. John's (AHL) in 1995-96...A right wing, was selected third overall by Detroit in the 1979 NHL Entry Draft...Born January 29, 1959, he played 15 NHL seasons with Detroit (1979-81), Buffalo (1981-90), Toronto (1990-93) and Florida (1993-94)...Scored 36 goals and was runner-up for the Calder Memorial Trophy as the league's top rookie in 1979-80 with the Red Wings...In 1,018 career NHL games, the native of Sudbury, Ont. collected 355g-372a-727pts and 2,049 penalty minutes...Appeared in 57 career Stanley Cup Playoff games, including the 1993 Western Conference Finals...Inducted into Buffalo Sabres Hall of Fame, 2002...Represented Team Canada at World Championships on three occasions, winning Bronze Medal in 1986...Mike resides in Sudbury and has four children: Cara, Lisa, Nick and Marcus...Nick is a member of the Columbus Blue Jackets and entering his seventh NHL season, while Marcus played in 47 games for the Buffalo Sabres in 2012-13...Nick (2004-07) and Marcus (2007-10) both played for Sudbury during their father's seven years with the Wolves.

COACHING RECORD

YEAR	TEAM	LEAGUE	REGULAR SEASON					PLAYOFFS				
			GC	W	L	O/T	PTS	PCT	GC	W	L	PCT
1995-96	St. John's	AHL	-	-	-	-	-	-	4	0	4	.000
1998-99	Hershey	AHL	80	37	32	11	85	.531	5	2	3	.400
1999-00	Hershey	AHL	80	43	29	8	94	.588	14	7	7	.500
2000-01	Hershey	AHL	80	34	39	7	75	.469	12	7	5	.583
2001-02	Hershey	AHL	80	36	27	17	89	.556	8	3	5	.375
2002-03	Hershey	AHL	80	36	27	17	89	.556	5	2	3	.400
2003-04	Sudbury	OHL	68	25	32	11	61	.449	7	3	4	.429
2004-05	Sudbury	OHL	68	32	23	13	77	.566	12	6	6	.500
2005-06	Sudbury	OHL	68	34	28	6	74	.544	10	4	6	.400
2006-07	Sudbury	OHL	68	29	30	9	67	.493	21	14	7	.667
2007-08	Sudbury	OHL	68	17	46	5	39	.287	-	-	-	-
2008-09	Sudbury	OHL	68	26	35	7	59	.434	6	2	4	.333
2009-10	Sudbury	OHL	55	22	27	6	50	.455	-	-	-	-
AHL TOTALS			400	186	154	60	432	.540	44	21	23	.477
OHL TOTALS			463	185	221	57	427	.461	56	29	27	.518

PRO PLAYING RECORD

YEAR	TEAM	LEAGUE	REGULAR SEASON					PLAYOFFS				
			GP	G	A	PTS	PIM	GP	G	A	PTS	PIM
1979-80	Detroit	NHL	80	36	35	71	109	-	-	-	-	-
1980-81	Detroit	NHL	80	28	35	63	210	-	-	-	-	-
1981-82	Canada	WEC-A	7	2	0	2	8	-	-	-	-	-
	Detroit	NHL	26	13	13	26	28	-	-	-	-	-
1982-83	Buffalo	NHL	56	20	31	51	149	4	2	0	2	9
	Buffalo	NHL	66	22	25	47	135	10	2	3	5	39
1983-84	Buffalo	NHL	70	32	31	63	151	3	2	1	3	19
1984-85	Buffalo	NHL	77	27	29	56	154	5	1	3	4	12
1985-86	Buffalo	NHL	79	41	39	80	168	-	-	-	-	-
	Canada	WEC-A	10	0	5	5	16	-	-	-	-	-
1986-87	Buffalo	NHL	75	30	29	59	176	-	-	-	-	-
	Canada	WEC-A	10	0	4	4	34	-	-	-	-	-
1987-88	Buffalo	NHL	74	29	28	57	220	6	3	2	5	31
1988-89	Buffalo	NHL	75	27	22	49	156	5	3	1	4	21
1989-90	Buffalo	NHL	61	15	25	40	99	6	0	1	1	12
1990-91	Buffalo	NHL	31	4	5	9	42	-	-	-	-	-
	Toronto	NHL	37	8	7	15	65	-	-	-	-	-
1991-92	Toronto	NHL	33	6	8	14	50	-	-	-	-	-
1992-93	Toronto	NHL	55	13	5	18	84	18	2	6	8	42
1993-94	Toronto	NHL	4	0	0	0	4	-	-	-	-	-
	Florida	NHL	39	4	5	9	49	-	-	-	-	-
NHL TOTALS			1018	355	372	727	2049	57	15	17	32	185

Won Red Tilson Trophy (OHL Most Outstanding Player) (1979) • Won Eddie Powers Trophy (OHL Most Points) (1979) • Won Jim Mahon Trophy (OHL Top Scoring Right Winger) (1979) • OHL First All-Star Team (1979)

Traded to Buffalo by Detroit with Dale McCourt and Brent Peterson for Danny Gare, Jim Schoenfeld and Derek Smith, December 2, 1981. Traded to Toronto by Buffalo with Buffalo's eighth-round choice (Tomas Kucharcik) in 1991 Entry Draft for Brian Curran and Lou Franceschetti, December 17, 1990. Traded to Florida by Toronto for cash, November 5, 1993.

CHRIS TERRERI — GOALTENDING COACH

In 13th season as a member of coaching staff and 23rd year with organization, including time spent as a player...Played in 406 games with New Jersey, San Jose, Chicago and the NY Islanders during his 13-season career...Is second on the club's all-time games-played list (302) among goaltenders; is also second in minutes (16,561), wins (118) and ties (34), and third in shutouts (7)...Had identical career 3.07 GAA with Devils in NHL...A member of New Jersey's 1995 and 2000 Stanley Cup Championship squads...Became a regular in the Devils' lineup during the 1989-90 season after making his Devils/NHL debut October 18, 1986...Spent 1986 through 1989 seasons with AHL's Maine Mariners and Utica Devils...A member of the United States Olympic Team in 1988; also represented U.S. during 1985, '86, '87 and '97 World Championships...New Jersey's third selection (5th round), and the 87th overall pick in the 1983 Entry Draft...Joined Devils after prestigious four-year career at Providence College, which included two NCAA Final Four appearances; was Hockey East's Player of the Year in 1985...48 years old; born November 15, 1964 in Providence, RI...Chris and his wife, Jennifer, have two daughters: 15-year-old Celia Rose and 13-year-old Jillian Jayne.

PLAYING RECORD

YEAR	TEAM	LEAGUE	REGULAR SEASON								PLAYOFFS						
			GP	W	L	T	MIN	GA	SO	AVG	GP	W	L	MIN	GA	SO	AVG
1982-83	Providence	ECAC	11	7	1	0	528	17	2	1.93	-	-	-	-	-	-	-
1983-84	Providence	ECAC	10	4	2	0	391	20	0	3.07	-	-	-	-	-	-	-
1984-85	Providence	HE	33	15	13	5	1956	116	1	3.35	-	-	-	-	-	-	-
	United States	WEC-A	3	-	-	-	111	12	-	6.48	-	-	-	-	-	-	-
1985-86	Providence	HE	22	6	16	0	1320	84	0	3.74	-	-	-	-	-	-	-
	United States	WEC-A	5	-	-	-	286	20	1	4.20	-	-	-	-	-	-	-
1986-87	DEVILS	NHL	7	0	3	1	286	21	0	4.41	-	-	-	-	-	-	-
	Maine	AHL	14	4	9	1	765	57	0	4.47	-	-	-	-	-	-	-
1987-88	United States	WEC-A	2	0	2	0	100	12	0	7.20	-	-	-	-	-	-	-
	United States	Nat'l	26	17	7	2	1430	81	0	3.40	-	-	-	-	-	-	-
	United States	Olym.	3	1	1	0	127	14	0	6.58	-	-	-	-	-	-	-
1988-89	Utica	AHL	7	5	1	0	399	18	0	2.71	-	-	-	-	-	-	-
	Utica	AHL	39	20	15	3	2314	132	0	3.42	2	0	1	80	6	0	4.50
	DEVILS	NHL	8	0	4	2	402	18	0	2.69	-	-	-	-	-	-	-
1989-90	DEVILS	NHL	35	15	12	3	1933	110	0	3.41	4	2	2	238	13	0	3.28
1990-91	DEVILS	NHL	53	24	21	7	2971	144	1	2.91	7	3	4	428	21	0	2.94
1991-92	DEVILS	NHL	54	22	22	10	3185	169	1	3.18	7	3	3	386	23	0	3.58
1992-93	DEVILS	NHL	48	19	21	3	2672	151	2	3.39	4	1	3	219	17	0	4.66
1993-94	DEVILS	NHL	44	20	11	4	2340	106	2	2.72	4	3	0	200	9	0	2.70
1994-95	DEVILS	NHL	15	3	7	2	734	31	0	2.53	1	0	0	8	0	0	0.00
1995-96	DEVILS	NHL	4	3	0	0	210	9	0	2.57	-	-	-	-	-	-	-
1996-97	San Jose	NHL	46	13	29	1	2516	155	0	3.70	-	-	-	-	-	-	-
	San Jose	NHL	22	6	10	3	1200	55	0	2.75	-	-	-	-	-	-	-
	Chicago	NHL	7	4	1	2	429	19	0	2.66	2	0	0	44	3	0	4.09
1997-98	United States	WC-A	6	2	3	1	357	16	0	2.69	-	-	-	-	-	-	-
	Chicago	NHL	21	8	10	2	1222	49	2	2.41	-	-	-	-	-	-	-
1998-99	Indianapolis	IHL	3	2	0	1	180	3	1	1.00	-	-	-	-	-	-	-
	DEVILS	NHL	12	8	3	1	726	30	1	2.48	-	-	-	-	-	-	-
1999-00	DEVILS	NHL	12	2	9	0	649	37	0	3.42	-	-	-	-	-	-	-
2000-01	DEVILS	NHL	10	2	5	1	453	21	0	2.78	-	-	-	-	-	-	-
2005-06	NY Islanders	NHL	8	2	4	1	443	18	0	2.44	-	-	-	-	-	-	-
	Albany	AHL	1	0	1	0	40	4	0	6.05	-	-	-	-	-	-	-
DEVILS TOTALS			302	118	118	34	16561	847	7	3.07	27	12	12	1479	83	0	3.37
NHL TOTALS			406	151	172	43	22370	1143	9	3.07	29	12	12	1523	86	0	3.39

NCAA Championship Tournament MVP (1985) • NCAA Championship All-Tournament Team (1985) • Hockey East Player of the Year (1985) • NCAA East First All-American Team (1985) • Hockey East Tournament MVP (1985) • Hockey East First All-Star Team (1985) • Academic All-American Team (1985) • NCAA East Second All-American Team (1986) • WEC-A Second All-Star Team (1986)

Traded to San Jose by DEVILS for San Jose's second-round choice (later traded to Pittsburgh-Pavel Skrbek) in 1996 Entry Draft, November 15, 1995. Traded to Chicago by San Jose with Ulf Dahlen, Michal Sykora and a conditional choice (sixth round-Jari Viuhkola) in 1998 Entry Draft for Ed Belfour, January 25, 1997. Traded to DEVILS by Chicago for DEVILS' second-round choice (Stepan Mokhov) in 1999 Entry Draft, August 25, 1998. Claimed by Minnesota from DEVILS in NHL Expansion Draft, June 23, 2000. Traded to DEVILS by Minnesota with Minnesota's ninth-round choice (later transferred to Tampa Bay-Thomas Ziegler) in 2000 Entry Draft for Brad Bombardir, June 23, 2000. Traded to NY Islanders by DEVILS with DEVILS' ninth-round choice (Juha-Pekka Ketola) in 2001 Entry Draft for John Vanbiesbrouck, March 12, 2001.



JACQUES LAPERRIERE — SPECIAL ASSIGNMENT COACH



Entering 11th season with Devils' organization and sixth year in current post; served club as assistant coach for four seasons after being named to position August 5, 2003...Coaching career has spanned more than two decades following an 11-season Hall of Fame playing career...Joined the Devils after serving the NY Islanders as an assistant coach the previous two seasons...Was an assistant to P. Burns for three-plus seasons with Boston, 1997-98 through 2000-01, and with Montreal, 1988-89 through 1991-92...A member of the Canadiens' coaching staff for 16 seasons beginning in 1981, winning the Stanley Cup in 1986 and 1993, and served as assistant general manager during the 1981-82 season...Coached the Montreal Red-White-Blue (QM/JHL) during the 1975-76 season and Montreal Jr. (QM/JHL) in 1976-77...Career totals show 40 goals and 242 assists for 282 points and 674 penalty minutes in 691 games with Montreal...As a player, was a member of six of the Canadiens' Stanley Cup Championship teams: 1965, 1966, 1968, 1969, 1971 and 1973...Named to the NHL's First All-Star Team twice (1965, 1966), Second All-Star Team two times (1964, 1970),

was winner of the James Norris Trophy as the league's best defenseman in 1966, appeared in five All-Star Games (1964, 1965, 1967, 1968, 1970) and was recipient of the Calder Memorial Trophy as the NHL's top rookie in 1964...Retired as an active player following a knee injury in 1974...Born November 22, 1941 in Rouyn, Que...Jacques and his wife, Elaine, have three children: sons, Martin and Daniel, and daughter, Michele...Daniel played in 48 NHL games with St. Louis and Ottawa from 1992-93 through 1995-96.

COACHING RECORD

YEAR	TEAM	LEAGUE	REGULAR SEASON							PLAYOFFS			
			GC	W	L	T	PTS	PCT		GC	W	L	PCT
1975-76	Montreal R-W-B	QM/JHL	72	36	29	7	79	.549		6	2	4	.333
1976-77	Montreal Jr.	QM/JHL	19	10	8	1	21	.553		-	-	-	-
	QM/JHL TOTALS		91	46	37	8	100	.549		6	2	4	.333

PLAYING RECORD

YEAR	TEAM	LEAGUE	REGULAR SEASON						PLAYOFFS					
			GP	G	A	PTS	PIM		GP	G	A	PTS	PIM	
1958-59	Hull-Ottawa	X-Games	-	-	-	-	-	-	-	-	-	-	-	-
	Hull-Ottawa	EOHL	1	1	1	2	2		2	0	0	0	0	
	Hull-Ottawa	M Cup	9	1	0	1	16		-	-	-	-	-	
1959-60	Brock. Jr.	OVJHL	-	-	-	-	-	-	-	-	-	-	-	-
	Hull-Ottawa	EPHL	5	0	2	2	0		-	-	-	-	-	
1960-61	Brock. Jr.	M Cup	13	0	13	13	34		-	-	-	-	-	
	Hull	IPSHL	-	11	29	40	-	-	-	-	-	-	-	-
	Hull-Ottawa	EPHL	5	0	0	0	2		3	0	2	2	4	
	Hull	AI Cup	3	0	0	0	4		-	-	-	-	-	
1961-62	Montreal	OHA Jr.	48	20	37	57	98		6	0	1	1	11	
	Hull-Ottawa	EPHL	1	0	0	0	4		7	1	4	5	6	
1962-63	Montreal	NHL	6	0	2	2	2		5	0	1	1	4	
	Hull-Ottawa	EPHL	40	8	19	27	51		2	0	0	0	0	
1963-64	Montreal	NHL	65	2	28	30	102		7	1	1	2	8	
1964-65	Montreal	NHL	67	5	22	27	92		6	1	1	2	16	
1965-66	Montreal	NHL	57	6	25	31	85		-	-	-	-	-	
1966-67	Montreal	NHL	61	0	20	20	48		9	0	1	1	9	
1967-68	Montreal	NHL	72	4	21	25	84		13	1	3	4	20	
1968-69	Montreal	NHL	69	5	26	31	45		14	1	3	4	28	
1969-70	Montreal	NHL	73	6	31	37	98		-	-	-	-	-	
1970-71	Montreal	NHL	49	0	16	16	20		20	4	9	13	12	
1971-72	Montreal	NHL	73	3	25	28	50		4	0	0	0	2	
1972-73	Montreal	NHL	57	7	16	23	34		10	1	3	4	2	
1973-74	Montreal	NHL	42	2	10	12	14		-	-	-	-	-	
	NHL TOTALS		691	40	242	282	674		88	9	22	31	101	

NHL Second All-Star Team (1964, 1970) • Won Calder Memorial Trophy (Top NHL Rookie) (1964) • NHL First All-Star Team (1965, 1966) • Won James Norris Memorial Trophy (Top NHL Defenseman) (1966) • NHL Plus/Minus Leader (1973) • Played in NHL All-Star Game (1964, 1965, 1967, 1968, 1970) • Inducted into Hockey Hall of Fame (1987)

JACQUES LEMAIRE — SPECIAL ASSIGNMENT COACH



In fifth season of second stint with Devils; served club as head coach for third time from December 23, 2010 through end of 2010-11...Became eighth individual to reach 600-win mark as head coach on February 10, 2011...Originally stepped down as head coach April 26, 2010; re-joined club July 13, 2009 after serving Minnesota Wild as head coach for nine seasons...Served as associate coach for Gold Medal-winning Team Canada at 2010 Olympic Winter Games...His 509 games coached, 276 wins, 61 post-season games and 35 playoff victories with New Jersey are tops in franchise history...As first coach in Wild history, compiled a 293-255-108-694pt (.529) mark in 656 regular-season games behind the bench...Led team to 2003 Western Conference Finals while capturing second career Jack Adams Award as league's top coach...Named Minnesota's coach June 19, 2000 after serving Montreal as senior consultant to the general manager...Including 1995 Stanley Cup Championship, led Devils to five post-season appearances and to Eastern Conference's best record in both 1996-97 (45-23-14=104pts) and 1997-98 (48-23-11=107pts)...Originally named organization's eighth coach June 28,

1993 and served for five years; won Adams Award in first season with club...Prior to joining organization, served Canadiens' Hockey Operations Department for eight seasons from 1985-86 through 1992-93...Held title of assistant to the managing director for seven of those eight seasons, spending 1988-89 as managing director of the Verdun Junior Canadiens (QM/JHL)...Also had dual titles as managing director of Fredericton (AHL) for two seasons in 1991-92 and 1992-93, as well as director of hockey operations for three seasons from 1985-86 through 1987-88...Named Montreal's head coach February 24, 1984; voluntarily stepped down following 1984-85 season...Led club to Wales Conference Finals in 1984 and first-place Adams Division finish in 1984-85...Began coaching career in 1979 as player/coach of HC Sierre in Switzerland...Returned to North America in 1981 as an assistant coach with SUNY Plattsburgh...In 1982-83, was named head coach of the QMJHL's expansion franchise in Longueuil, leading club to league finals its inaugural season...Inducted into Hockey Hall of Fame in 1984, following a 12-season playing career with Montreal...A member of eight Stanley Cup Championship teams; recorded Cup-clinching goal in 1977...Appeared in both the 1970 and 1973 NHL All-Star Games, recording a career-high 44 goals and 95 points in 1972-73...As a member of Montreal's staff, also won Stanley Cup Championships during the 1985-86 and 1992-93 seasons...Born September 7, 1945, in Lasalle, Que.; Jacques and his wife, Mychele, have two sons, Patrice and Danyk, and one daughter, Magalie, as well as five grandchildren, Jeremy, Xavier, Zachary, Emma and Kara.

NHL COACHING RECORD

YEAR	TEAM	LEAGUE	REGULAR SEASON							PLAYOFFS			
			GC	W	L	O/T	PTS	PCT		GC	W	L	PCT
1983-84	Montreal	NHL	17	7	10	0	14	.412		15	9	6	.600
1984-85	Montreal	NHL	80	41	27	12	94	.588		12	6	6	.500
1993-94	DEVILS	NHL	84	47	25	12	106	.631		20	11	9	.550
1994-95	DEVILS	NHL	48	22	18	8	52	.542		20	16	4	.800
1995-96	DEVILS	NHL	82	37	33	12	86	.524		-	-	-	-
1996-97	DEVILS	NHL	82	45	23	14	104	.634		10	5	5	.500
1997-98	DEVILS	NHL	82	48	23	11	107	.652		6	2	4	.333
2000-01	Minnesota	NHL	82	25	39	18	68	.415		-	-	-	-
2001-02	Minnesota	NHL	82	26	35	21	73	.445		-	-	-	-
2002-03	Minnesota	NHL	82	42	29	11	95	.579		18	8	10	.444
2003-04	Minnesota	NHL	82	30	29	23	83	.506		-	-	-	-
2005-06	Minnesota	NHL	82	38	36	8	84	.512		-	-	-	-
2006-07	Minnesota	NHL	82	48	26	8	104	.634		5	1	4	.200
2007-08	Minnesota	NHL	82	44	28	10	98	.598		6	2	4	.333
2008-09	Minnesota	NHL	82	40	33	9	89	.543		-	-	-	-
2009-10	DEVILS	NHL	82	48	27	7	103	.628		5	1	4	.200
2010-11	DEVILS	NHL	49	29	17	3	61	.622		-	-	-	-
	DEVILS TOTALS		509	276	166	67	619	.608		61	35	26	.574
	NHL TOTALS		1262	617	458	187	1421	.563		117	61	56	.521

NHL PLAYING RECORD

YEAR	TEAM	LEAGUE	REGULAR SEASON						PLAYOFFS					
			GP	G	A	PTS	PIM		GP	G	A	PTS	PIM	
1967-68	Montreal	NHL	69	22	20	42	16		13	7	6	13	6	
1968-69	Montreal	NHL	75	29	34	63	29		14	4	2	6	6	
1969-70	Montreal	NHL	69	32	28	60	16		-	-	-	-	-	
1970-71	Montreal	NHL	78	28	28	56	18		20	9	10	19	17	
1971-72	Montreal	NHL	77	32	49	81	26		6	2	1	3	2	
1972-73	Montreal	NHL	77	44	51	95	16		17	7	13	20	2	
1973-74	Montreal	NHL	66	29	38	67	10		6	0	4	4	2	
1974-75	Montreal	NHL	80	36	56	92	20		11	5	7	12	4	
1975-76	Montreal	NHL	61	20	32	52	20		13	3	3	6	2	
1976-77	Montreal	NHL	75	34	41	75	22		14	7	12	19	6	
1977-78	Montreal	NHL	76	36	61	97	14		15	6	8	14	10	
1978-79	Montreal	NHL	50	24	31	55	10		15	*11	12	*23	6	
	NHL TOTALS		853	366	469	835	217		145	61	78	139	63	

Played in NHL All-Star Game (1970, 1973) • Inducted into Hockey Hall of Fame (1984)

*Led League

RICK KOWALSKY — HEAD COACH/ALBANY DEVILS

In fourth season as head coach of AHL's Albany Devils; named to current post August 10, 2010...Served four seasons as head coach of ECHL's Trenton franchise; received 2009 John Brophy Award as league's top coach...Returned to New Jersey's capital city after spending one year as an assistant to former Titans' Coach Mike Haviland with Norfolk (AHL); Admirals finished campaign with impressive 43-29-4=94pt mark...A right wing, professional playing career spanned 12 seasons and included six teams/two leagues in North America...Also saw action in two games with BISL's Cardiff Devils in 2000-01...Captained Titans to 2005 Kelly Cup Championship in final season as a player...Participated in 1995 and 2003 ECHL All-Star Games; served North team as captain in 2003...Totaled 221 goals and 329 assists for 550 points and 979 penalty minutes in 516 career regular-season ECHL games with Hampton Roads, Trenton and Roanoke...Served Express as player/assistant coach while compiling career-high 83 points in 2001-02...Made pro debut with Cornwall (AHL) in 1993-94...Buffalo's tenth choice, 227th overall, in 1992 Entry Draft; did not see any action in NHL...Helped lead Sault Ste. Marie to back-to-back OHL Championships in 1991 and 1992; captained Greyhounds to 1993 Memorial Cup Championship...Born March 20, 1972 in Simcoe, Ont...Rick and his wife, Debbie, have three children: Dylan, Sydney and Ryan.

COACHING RECORD

YEAR	TEAM	LEAGUE	REGULAR SEASON					PLAYOFFS				
			GC	W	L	O/T	PTS	PCT	GC	W	L	PCT
2006-07	Trenton	ECHL	72	36	31	5	77	.535	5	2	3	.400
2007-08	Trenton	ECHL	72	29	36	7	65	.451	-	-	-	-
2008-09	Trenton	ECHL	72	40	25	7	87	.604	7	3	4	.429
2009-10	Trenton	ECHL	72	33	30	9	75	.521	-	-	-	-
2010-11	Albany	AHL	80	32	42	6	70	.438	-	-	-	-
2011-12	Albany	AHL	76	31	34	11	73	.480	-	-	-	-
2012-13	Albany	AHL	76	31	32	13	75	.493	-	-	-	-
ALBANY TOTALS			232	94	108	30	218	.470	-	-	-	-
AHL TOTALS			232	94	108	30	218	.470	-	-	-	-
ECHL TOTALS			288	138	122	28	304	.528	12	5	7	.417

PLAYING RECORD

YEAR	TEAM	LEAGUE	REGULAR SEASON					PLAYOFFS				
			GP	G	A	PTS	PIM	GP	G	A	PTS	PIM
1989-90	Sault Ste. Marie	OHL	43	1	0	1	23	-	-	-	-	-
1990-91	Sault Ste. Marie	OHL	46	5	9	14	59	13	4	4	8	17
1991-92	Sault Ste. Marie	OHL	66	25	44	69	119	19	6	10	16	39
1992-93	Sault Ste. Marie	OHL	54	23	47	70	58	18	7	6	13	35
1993-94	Cornwall	AHL	65	9	8	17	86	-	-	-	-	-
1994-95	Hampton Roads	ECHL	49	29	24	53	114	4	0	4	4	4
	Cornwall	AHL	9	2	1	3	38	-	-	-	-	-
1995-96	Hampton Roads	ECHL	52	21	29	50	121	-	-	-	-	-
1996-97	Hampton Roads	ECHL	52	14	26	40	94	9	5	4	9	16
	Portland	AHL	22	7	8	15	10	-	-	-	-	-
1997-98	Hampton Roads	ECHL	24	11	16	27	72	-	-	-	-	-
	Portland	AHL	39	11	25	36	78	10	5	2	7	8
1998-99	Portland	AHL	47	6	15	21	85	-	-	-	-	-
1999-00	Hampton Roads	ECHL	67	23	47	70	109	10	7	1	8	20
2000-01	Cardiff	BISL	2	0	0	0	0	-	-	-	-	-
	Trenton	ECHL	12	7	10	17	22	13	8	4	12	12
2001-02	Roanoke	ECHL	70	35	48	83	112	4	1	1	2	0
	Norfolk	AHL	1	0	0	0	0	-	-	-	-	-
2002-03	Roanoke	ECHL	68	27	55	82	132	4	0	1	1	6
2003-04	Roanoke	ECHL	67	31	45	76	122	4	1	2	3	6
2004-05	Trenton	ECHL	55	23	29	52	81	20	10	13	23	26
AHL TOTALS			183	35	57	92	297	10	5	2	7	8
ECHL TOTALS			516	221	329	550	979	68	32	30	62	90

Played in ECHL All-Star Game (1995, 2003)

**TOMMY ALBELIN — ASSISTANT COACH/ALBANY DEVILS**

In seventh year as a member of organization's coaching staff; named to current position August 10, 2010...Spent three seasons as New Jersey assistant coach following an 18-year NHL career...Former defenseman's career totals showed 44 goals and 211 assists for 255 points in 952 regular-season games with Quebec, New Jersey and Calgary...Saw action in 539 regular-season games over 12 seasons with the Devils and was a member of its 1995 and 2003 Stanley Cup Championship teams...Also saw limited AHL action with Utica and Albany during that time...Re-signed as a free agent July 5, 2001, becoming fifth player in franchise history to re-join the team...Was traded to Calgary February 26, 1996 after eight seasons with New Jersey; played 339 games over five-plus seasons with Flames...First stint with Devils began with December 12, 1988 trade from Nordiques' organization...Made NHL debut October 8, 1987 after five seasons with Djurgardens (Swe)...Quebec's seventh choice (8th round) and 152nd overall selection in 1983 Entry Draft...Played for Sweden at 1998 Olympic Winter Games, 1996 World Cup, five World Championships, two World Junior Championships and two Canada Cup tournaments...Served country as assistant coach during 2010 Olympic Winter Games...Spent time as color commentator for Swedish Television during 2001 Stanley Cup Finals...Spent 2006-07 season as a member of New Jersey's Alumni Association...49 years old; born May 21, 1964 in Stockholm, Swe...Tommy and his wife, Maria, have two children: son, Adam (23) and daughter, Amanda (17).

PLAYING RECORD

YEAR	TEAM	LEAGUE	REGULAR SEASON					PLAYOFFS				
			GP	G	A	PTS	PIM	GP	G	A	PTS	PIM
1982-83	Djurgardens	Swe.	19	2	5	7	4	6	1	0	1	2
	Sweden	WJC-A	7	0	3	3	6	-	-	-	-	-
1983-84	Djurgardens	Swe.	30	9	4	13	26	4	0	1	1	2
	Sweden	WJC-A	7	1	3	4	10	-	-	-	-	-
1984-85	Djurgardens	Swe.	32	9	8	17	22	8	2	1	3	4
	Sweden	WEC-A	10	1	0	1	10	-	-	-	-	-
1985-86	Djurgardens	Swe.	35	4	8	12	26	-	-	-	-	-
	Sweden	WEC-A	10	3	0	3	12	-	-	-	-	-
1986-87	Djurgardens	Swe.	33	7	5	12	49	2	0	0	0	0
	Sweden	WEC-A	10	1	5	6	12	-	-	-	-	-
1987-88	Sweden	C Cup	6	2	2	4	2	-	-	-	-	-
	Quebec	NHL	60	3	23	26	47	-	-	-	-	-
1988-89	Quebec	NHL	14	2	4	6	27	-	-	-	-	-
	Halifax	AHL	8	2	5	7	4	-	-	-	-	-
	DEVILS	NHL	46	7	24	31	40	-	-	-	-	-
	Sweden	WEC-A	7	0	2	2	8	-	-	-	-	-
1989-90	DEVILS	NHL	68	6	23	29	63	-	-	-	-	-
1990-91	DEVILS	NHL	47	2	12	14	44	3	0	1	1	2
	Utica	AHL	14	4	2	6	10	-	-	-	-	-
1991-92	Sweden	C Cup	6	0	0	0	6	-	-	-	-	-
	DEVILS	NHL	19	0	4	4	4	1	1	1	2	0
	Utica	AHL	11	4	6	10	4	-	-	-	-	-
1992-93	DEVILS	NHL	36	1	5	6	14	5	2	0	2	0
1993-94	DEVILS	NHL	62	2	17	19	36	20	2	5	7	14
	Albany	AHL	4	0	2	2	17	-	-	-	-	-
1994-95	DEVILS	NHL	48	5	10	15	20	20	1	7	8	2
	DEVILS	NHL	53	1	12	13	14	-	-	-	-	-
1995-96	Calgary	NHL	20	0	1	1	4	4	0	0	0	0
	Sweden	W Cup	4	1	0	1	2	-	-	-	-	-
1996-97	Calgary	NHL	72	4	11	15	14	-	-	-	-	-
	Sweden	WC-A	11	1	3	4	2	-	-	-	-	-
1997-98	Calgary	NHL	69	2	17	19	32	-	-	-	-	-
	Sweden	Olym.	3	0	0	0	4	-	-	-	-	-
1998-99	Calgary	NHL	60	1	5	6	8	-	-	-	-	-
1999-00	Calgary	NHL	41	4	6	10	12	-	-	-	-	-
2000-01	Calgary	NHL	77	1	19	20	22	-	-	-	-	-
2001-02	DEVILS	NHL	42	1	3	4	4	6	0	0	0	0
2002-03	Albany	AHL	5	0	2	2	2	-	-	-	-	-
	DEVILS	NHL	37	1	6	7	6	16	1	0	1	2
2003-04	DEVILS	NHL	45	1	3	4	4	4	0	1	1	0
2004-05	D	I	D	N	O	T	P	L	A	Y		
2005-06	DEVILS	NHL	36	0	6	6	2	2	0	0	0	2
	DEVILS TOTALS		539	27	125	152	251	77	7	15	22	22
NHL TOTALS			952	44	211	255	417	81	7	15	22	22

Swedish World All-Star Team (1987, 1997)

Traded to DEVILS by Quebec for future considerations (DEVILS' fourth-round choice in 1989 Entry Draft-Niclas Andersson), December 12, 1988. Traded to Calgary by DEVILS with Cale Hulse and Jocelyn Lemieux for Phil Housley and Dan Keczmer, February 26, 1996. Signed as a free agent by DEVILS, July 5, 2001.

SERGEI BRYLIN — ASSISTANT COACH/ALBANY DEVILS

Entering first season as a member of Albany's coaching staff, named to current post September 2013...Along with M. Brodeur, K. Daneyko, S. Niedermayer and S. Stevens, was a member of all three of New Jersey's Stanley Cup Championship teams...Retired as an active player following the 2011-12 season; spent three years with St. Petersburg (KHL) and one season with Novokuznetsk (KHL)...A forward, spent entire 13-season NHL career, from 1994-95 through 2007-08, with New Jersey; 765 career regular-season games ranks ninth in team history...Appeared in every game from 2003-04 through 2007-08; 328 consecutive games played from Oct. 8, 2003 to Apr. 6, 2008 marks the third-longest stretch in franchise history...Totaled 129 goals and 179 assists for 308 points; notched career highs across the board with 23 goals and 29 assists for 52 points in 2000-01...Added 15 goals and 19 assists for 34 points in 109 career Stanley Cup Playoff contests...Also saw action with Albany (AHL), most recently in 1997-98...Represented Russia at two World Championships and two World Junior Championships...Spent the 2004-05 campaign with Voskresensk (Rus.)...Made his NHL debut Feb. 17, 1995 vs. NY Islanders; first came to North America in 1993-94 as a member of the IHL's Russian Penguins...New Jersey's second choice and 42nd overall selection in the 1992 Entry Draft...Born Jan. 13, 1974 in Moscow, Rus., Sergei and his wife, Elena, have two children: 14-year old daughter, Anna, and nine-year old son, Fyodor.

PLAYING RECORD

YEAR	TEAM	LEAGUE	REGULAR SEASON					PLAYOFFS				
			GP	G	A	PTS	PIM	GP	G	A	PTS	PIM
1990-91	CSKA Moscow	USSR Jr.	-	-	-	-	-	-	-	-	-	-
1991-92	CSKA Moscow	CIS	44	1	6	7	4	-	-	-	-	-
	Russia	EJC-A	6	1	1	2	4	-	-	-	-	-
1992-93	CSKA Moscow	CIS	42	5	4	9	36	-	-	-	-	-
	Russia	WJC-A	7	3	3	6	6	-	-	-	-	-
1993-94	CSKA Moscow	CIS	39	4	6	10	36	3	1	0	1	2
	Russia	WJC-A	7	1	5	6	0	-	-	-	-	-
	Russia	IHL	13	4	5	9	18	-	-	-	-	-
1994-95	Albany	AHL	63	19	35	54	78	-	-	-	-	-
	DEVILS	NHL	26	6	8	14	8	12	1	2	3	4
1995-96	DEVILS	NHL	50	4	5	9	26	-	-	-	-	-
	Russia	WC-A	8	3	2	5	12	-	-	-	-	-
1996-97	DEVILS	NHL	29	2	2	4	20	-	-	-	-	-
	Albany	AHL	43	17	24	41	38	16	4	8	12	12
1997-98	Albany	AHL	44	21	22	43	60	-	-	-	-	-
	DEVILS	NHL	18	2	3	5	0	-	-	-	-	-
1998-99	DEVILS	NHL	47	5	10	15	28	5	3	1	4	4
1999-00	DEVILS	NHL	64	9	11	20	20	17	3	5	8	0
2000-01	DEVILS	NHL	75	23	29	52	24	20	3	4	7	6
2001-02	DEVILS	NHL	76	16	28	44	10	6	0	2	2	2
2002-03	DEVILS	NHL	52	11	8	19	16	19	1	3	4	8
2003-04	DEVILS	NHL	82	14	19	33	20	5	0	0	0	0
2004-05	Voskresensk	Rus.	35	8	19	27	40	-	-	-	-	-
2005-06	DEVILS	NHL	82	15	22	37	46	9	2	0	2	2
2006-07	DEVILS	NHL	82	16	24	40	35	11	1	2	3	6
	Russia	WC-A	2	0	0	0	0	-	-	-	-	-
2007-08	DEVILS	NHL	82	6	10	16	20	5	1	0	1	0
2008-09	St. Petersburg	KHL	50	9	15	24	16	3	0	2	2	2
2009-10	St. Petersburg	KHL	56	8	12	20	32	4	0	0	0	0
2010-11	St. Petersburg	KHL	49	7	5	12	8	11	1	5	6	4
2011-12	Novokuznetsk	KHL	41	5	4	9	28	-	-	-	-	-
DEVILS TOTALS			765	129	179	308	273	109	15	19	34	32
NHL TOTALS			765	129	179	308	273	109	15	19	34	32

**DAVE CARUSO — GOALTENDING COACH/ALBANY DEVILS**

Entering second season as a member of the Devils' coaching staff and sixth season with the organization; named to current post September 2012...Six-season professional career included 52 American Hockey League appearances with Albany, Lowell, Charlotte and Chicago; as well as 186 ECHL games with Trenton and Gwinnett...Retired as an active player following the 2011-12 season after seeing action with both Trenton (45 games) and Charlotte (1)...Tied for fifth on AHL Devils' all-time list with 50 games played (J. Parise) and sixth with 2,592 minutes played...Not drafted; joined organization after signing as a free agent with Lowell August 2, 2007...Made pro debut with Gwinnett after signing with Thrashers' organization as a free agent July 6, 2006...Played collegiately for four seasons, 2002-06, at Ohio State (CCHA), compiling impressive 52-32-9 mark, with 11 shutouts and a 2.07 goals-against average...Helped guide Buckeyes to three NCAA Tournament berths and the 2004 CCHA Mason Cup (conference tournament champion)...Named to conference's All-Tournament Team as a sophomore, while receiving two All-Conference Team Honorable Mentions (2005, 2006)...Voted school's Most Valuable Player in both his junior and senior seasons...Spent the past 13 years instructing goalies and players through camps, clinics, private lessons and video sessions...Has taught at the Rick Heinz Goalie School, Cooler Hockey Academy (Atlanta, GA), Ohio State University Hockey School and the Columbus Blue Jackets Hockey School...Founded Caruso Hockey, which specializes in elite goaltender training, coaching players throughout the United States that range in age from five to 60...Co-founder of an Atlanta-based elite-level goalie school...Born June 18, 1982 in Queens, NY.

PLAYING RECORD

YEAR	TEAM	LEAGUE	REGULAR SEASON								PLAYOFFS						
			GP	W	L	T	MIN	GA	SO	AVG	GP	W	L	MIN	GA	SO	AVG
1999-00	Boston Jr.	AJHL	-	-	-	-	-	-	-	-	-	-	-	-	-	-	-
2000-01	Boston Jr.	AJHL	-	-	-	-	-	-	-	-	-	-	-	-	-	-	-
2002-03	Ohio State	CCHA	8	5	2	0	460	12	2	1.56	-	-	-	-	-	-	-
2003-04	Ohio State	CCHA	14	9	3	0	762	25	2	1.97	-	-	-	-	-	-	-
2004-05	Ohio State	CCHA	38	25	9	4	2272	81	2	2.14	-	-	-	-	-	-	-
2005-06	Ohio State	CCHA	36	13	18	5	2146	77	5	2.15	-	-	-	-	-	-	-
2006-07	Gwinnett	ECHL	38	23	11	4	2297	120	1	3.13	3	1	2	200	9	0	2.71
2007-08	Chicago	AHL	1	1	0	0	36	4	0	6.75	-	-	-	-	-	-	-
	Trenton	ECHL	34	13	16	4	1972	85	2	2.59	-	-	-	-	-	-	-
	Lowell	AHL	16	7	8	0	930	51	0	3.29	-	-	-	-	-	-	-
2008-09	Lowell	AHL	16	1	11	0	721	42	0	3.49	-	-	-	-	-	-	-
	Trenton	ECHL	1	0	0	1	65	4	0	3.69	-	-	-	-	-	-	-
2009-10	Trenton	ECHL	46	21	20	2	2650	135	1	3.06	-	-	-	-	-	-	-
2010-11	Trenton	ECHL	22	5	12	4	1283	71	0	3.32	-	-	-	-	-	-	-
	Albany	AHL	18	7	8	0	941	56	1	3.57	-	-	-	-	-	-	-
2011-12	Trenton	ECHL	45	12	26	6	2559	152	0	3.56	-	-	-	-	-	-	-
	Charlotte	AHL	1	0	1	0	60	5	0	5.00	-	-	-	-	-	-	-
	ALB/LOW TOTALS		50	15	27	0	2592	149	1	3.45	-	-	-	-	-	-	-
AHL TOTALS		52	16	28	0	2688	158	1	3.53	-	-	-	-	-	-	-	-

CCHA All-Conference Team Honorable Mention (2005, 2006) • CCHA All-Tournament Team (2004)

Signed as a free agent by Atlanta, July 6, 2006. Signed as a free agent by Lowell, August 2, 2007.



CLAUDE CARRIER — ASSISTANT DIRECTOR, SCOUTING

Entering 30th year with organization, 25th season as full-time scout...Joined Devils in 1984-85, spent five years as part-time scout...Works closely with David Conte...Based in St. Foy, Que., responsibilities include ECAC, Hockey East, Ontario East, Quebec and the Maritimes...Spent two seasons, 1981-82 and 1982-83, as general director of Quebec Major Junior Hockey League...Worked as a scout for Washington Capitals for five years, resigned upon assuming duties with QMJHL...Spent six seasons as assistant coach of Quebec Remparts (QMJHL); worked with former Nordiques' GM Martin Madden...Taught physical education in Quebec high school system...65 years old, born July 8, 1948 in St. Foy, Que...Claude's wife, Michelle, is a retired nurse...The couple has two grown sons, Michel and Jean.

MARCEL PRONOVOST — SCOUT

Entering 24th season with organization; has spent a lifetime in hockey...A member of the Hockey Hall of Fame since 1978...Joined Devils after five years as member of NHL's Central Scouting Bureau...Based in Windsor, Ont., where he currently resides...Covers that area and enhances Devils' ability to scout prospects throughout North America and Europe...Finished 20-year NHL playing career in 1969-70; as defenseman spent 15 seasons with Detroit, five with Toronto...A four-time NHL All-Star...Appeared in 1,206 NHL regular-season games (88g-257a-345pts and 851 PIM) and 134 playoff games (8g-23a-31pts and 104 PIM)...Began coaching career with Tulsa Oilers (CHL) in 1970-71; was CHL Coach of the Year in '71-72...Head coach of Chicago Cougars (WHA), 1972-73...Served two stints as head coach of Hull (QMJHL), 1975-76 through '76-77 and at start of '79-80 season...As head coach in NHL, led Buffalo Sabres to .611

winning percentage with 52-29-23 record between October 1977 and December 1978...Red Wings' assistant coach for part of 1979-80 through 1980-81...Born in Lac-la-Tortue, Que., June 15, 1930...Married, wife's name is Eva...Marcel has three children.

BOB HOFFMEYER — PRO SCOUT

Entering 28th year as a member of the Devils' organization, including time spent as an active player...Former defenseman is in his 21st season as professional scout; responsibilities include coordinating schedule of team's pro scouting department...Based in Grand Blanc, MI; primarily covers the Midwest...Was head coach of Kalamazoo (IHL) during the 1991-92 and 1992-93 seasons; compiled a 43-46-11 mark with North Stars' organization...Coached at Saskatoon (WHL) during the 1990-91 season...Served as an associate coach with New Jersey's top development team in Utica, NY (AHL) during the 1989-90 season...Spent three seasons as an assistant coach with New Jersey, 1986-89...Was a Devils' advance scout during the 1985-86 season; named to post October 26, 1985...Came out of retirement and appeared in eight regular-season and five playoff games for Maine (AHL) in 1985-86...Also saw action in one game

with Albany (AHL) during the 1995-96 season...Pro career spanned 11 seasons, and included time spent the IHL, CHL, and AHL...Played in 198 career NHL games with Chicago, Philadelphia, and New Jersey...Appeared in 95 games for Devils during the 1983-84 and 1984-85 seasons; signed as a free agent summer 1983...Played with Schwenningen in West Germany during the 1980-81 campaign...Chicago's fifth choice and the 79th overall selection in 1975 NHL Amateur Draft; was also drafted by Minnesota in 1975 WHA Amateur Draft...Born July 27, 1955 in Dodsland, Sask...Bob and his wife, Tina, have three children: son Jared, and daughters Torrie and Alexandra.



TIMO BLOMQVIST



JEREMY CONTE



GLEN DIRK



MILT FISHER



DAN LABRAATEN



SCOTT LACHANCE



CHRIS LAMORIELLO



JAN LUDWIG



PIERRE MONDOU



GATES ORLANDO



LARRY PERRIS



LOU REYCROFT



VACLAV SLANSKY, JR.



STEVE SMITH



GEOFF STEVENS



ED THOMLINSON



RICHARD STINZIANO — HEAD TRAINER



Entering sixth season as Devils' head trainer, seventh season as a member of the training staff, and eighth season with the organization...Named to current post July 2008; spent previous season as assistant trainer...First joined organization in August 2006 as head athletic trainer with Lowell (AHL)...Served the State University of New York at Buffalo's Sports Medicine Institute as physical therapist/athletic trainer for six years...Spent six seasons as athletic trainer for the Wheatfield (NY) Blades Jr. B hockey team in the Golden Horseshoe League...Was athletic trainer for four varsity sports programs at Williamsville (NY) South/East High Schools...Attended SUNY at Buffalo and received doctorate degree in physical therapy and bachelor of science degree in exercise science/athletic training...Provided coverage for University at Buffalo's Division I football, basketball, wrestling and volleyball teams for three seasons...Attended Onondaga Community College (Syracuse, NY); received an associate of applied sciences degree in physical therapy...A licensed physical therapist and certified athletic trainer; is a member and a certified examiner for the National Athletic Trainer Association...40 years old and single, resides in Verona, NJ.

MICHAEL VASALANI — STRENGTH/CONDITIONING COORDINATOR



Entering 21st season with organization and 27th in National Hockey League...Appointed to his current post on September 1, 1993...Joined Devils after spending previous six years as assistant strength and conditioning coach for both the Washington Capitals and the University of Maryland...While at Maryland, helped develop strength and conditioning programs for 21 intercollegiate varsity sports with an emphasis on basketball and football...Also served as head strength and conditioning coach at Gallaudet University (for hearing impaired students) in Washington, D.C. from February 1992 until joining Devils...Aside from primary responsibilities, since 1988 he has directed speed, strength, agility and motivational clinics for high school and college athletes in the Maryland, Virginia, and Washington, D.C. areas...Is a member of both the National Strength and Conditioning Association and the International Sports Science Association...Married, wife's name is Joanie...The couple has two daughters, 13-year-old Ava Nicole and ten-year-old Olivia Lauren.

BRIAN SMITH — MASSAGE THERAPIST



In third season with the Devils' organization and 20th year as a massage therapist...Specializes in active release therapy, kinesio taping, neuromuscular therapy and visceral manipulation...Experience includes more than 30 events, organizations and individual professional athletes; has served 21 schools during the NCAA swimming championships since 2003, the Big East swimming championships since 2002 and the Olympic Swimming Trials in 2004 and 2008...Most recently, worked for Virginia Tech at 2011 NCAA wrestling championships...Spent time with the New York Football Giants (1994-96), Rutgers University swimming and diving team (1999-2010) and the New Jersey Repertory Ballet Company (1995-97)...On an individual basis, has worked for athletes in five sports, including the NHL, NBA, U.S. Equestrian Team, Olympic bicycling team and marathons...From September-November 2001, volunteered at the World Trade Center for both rescue workers and dogs...Served as an emergency medical technician for Exxon...Has taught massage therapy, first aid and CPR since 1993...A certified equine sports massage therapist...Studied at both Rutgers University and Chapman College (Orange, CA)...Served in the U.S. Marine Corps for four years...Received training at Somerset (NJ) School of Massage Therapy...Brian and his wife, Barbara, reside in Center Valley, PA.

RICH MATTHEWS — EQUIPMENT MANAGER



In his 14th season as Devils' equipment manager and 17th in NHL...Spent previous three years in similar capacity with the Dallas Stars, including their 1998-99 Stanley Cup Championship season...Also spent three seasons with the International Hockey League's Detroit Vipers...Served as equipment manager for Western Conference at 2009 NHL All-Star Game...Was selected as a member of the 1997 IHL Eastern Conference All-Star Team training staff...Worked for the Phoenix Roadrunners (IHL) for four seasons...Primary duties include the ordering, repairing, inventory and maintenance of all equipment...Also coordinates the transfer of the team's equipment between Prudential Center and other NHL cities...Works closely with the 29 other NHL equipment managers on their equipment and facility needs while in New Jersey...A graduate of Arizona State University; earned his degree in exercise science...Rich, 42, and his wife, Sara, an elementary school teacher, have two daughters, 13-year-old Madisyn Kay, and nine-year-old Kamdyn Rose.



KEVIN MORLEY
Asst. Trainer




JASON McGRATH
Asst. Equipment Mgr.



MIKE THIBAUT
Asst. Equipment Mgr.



SCOTT STANHIBEL
Athletic Trainer,
Albany



ANDREW SCHMIDT
Equipment Manager,
Albany



ELLIOT NEWTON
Asst. Equipment Mgr.,
Albany

GARRET CAFFREY — EXERCISE PHYSIOLOGIST



Entering 27th season with organization and in NHL...Is responsible for overseeing club's fitness testing, nutritional and exercise programs...Works as a consultant to numerous colleges, universities and corporations...Spent two years (1976-78) as the director of the human performance lab at Syracuse University after spending 1974-76 in same position with the University of Denver...Graduated from University of Rhode Island with a B.S. in exercise physiology...Also received master's degree in exercise physiology from Bowling Green State University and doctorate degree in physiology from Ohio State...64 years old...Resides in Providence, Rhode Island with his wife, Kathleen...The Caffrey's have one son, Matthew.



MARIE CARNEVALE
Hockey Operations
Executive Assistant to the
President/General
Manager



CHRISTINE GARCIA
Administrative Assistant



CALLIE A. SMITH
Scouting Staff Assistant



JACK SKELLEY
Senior Director,
Programming/Computer
Operations




TARAN SINGLETON
Hockey Operations
Video Coordinator



MATTHEW DeMADO
Video Assistant



MIKE REGAN
Video Coordinator,
Albany



SEAN ANDRAKE
Video Coordinator,
Albany

PETE ALBIETZ — DIRECTOR, COMMUNICATIONS



Entering 11th season with Devils' Communications Department; took over current post December 2011...Has served in various roles throughout the department, including assistant director, manager and communications coordinator since joining organization in September 2002...Currently serves as primary media/travel contact for the team; has been involved in every aspect of the department including media relations, publications, editorial, charitable endeavors, social media, and web...Served as sales & marketing manager for Fan Guide, Inc.; coordinated editorial, advertising and marketing of publications and projects for NFL teams, 2001 MLB All-Star Game, NHL and major college conferences, November 2000 through summer 2002...Graduated cum laude from Seton Hall University with a bachelor of science in sports management/business administration in 2001; inducted as part of inaugural class of sport management honor society-Alpha Chi Lambda...During college, served internship with Major League Baseball's Public Relations Department, Office of the Commissioner, including the 1999 World Series...Born in Point Pleasant, NJ, grew up in Brick, NJ...34 years old...Married, wife's name is Jacquelyn...The couple has one son, one-and-a-half-year-old Peter James...They reside in West Orange, NJ.



DANIEL BEAM
Asst. Director, Communications



VALENTINO SISTI
Staff Assistant



ERIC MARIN
Director, Website Content





Prudential Center is among the National Hockey League's newest arenas, and at the time of its opening, was the first state-of-the-art, major sports and entertainment facility to open in the New Jersey/New York metropolitan area in more than 25 years.

Kansas City-based HOK Sport+Venue+Entertainment, a renowned leader in sports facility design and construction, served as the project architect. The exterior of the building was designed by Morris Adjmi Architects of New York City, and is based on the rich history of Newark – the nation's third-oldest major city. Newark's El Taller Colaborativo, among the largest and fastest-growing minority-owned architectural firms in the northeastern United States, also collaborated on the project.

In just six years since opening its doors, Prudential Center has enjoyed a meteoric rise to the top of the sports and entertainment industry. "The Rock" is an industry leader, not only in New Jersey, but worldwide. It has also become one of the hottest music venues of its size in the United States to host Hispanic cultural shows.

Part of Newark's Downtown Core District Redevelopment Plan, Prudential Center is bound by Edison Place on the north, Lafayette Street on the south, Mulberry Street on the east, and off Broad Street on the west.

Prudential Center is located just two city blocks from Newark's Penn Station, and is among the most accessible sports venues in the country, serviced by New Jersey Transit's rail and bus lines, PATH, light rail and AMTRAK. In fact, nearly half of the arena's guests arrive by mass transit.

Prudential Center is a multi-purpose venue that holds 17,625 fans for hockey and 18,711 for basketball, serving as the home to Seton Hall University Men's Basketball. Versatile enough to hold any sized event with more loading docks and storage space than its competitors to load in back-to-back events, Prudential Center is capable of hosting concerts, mixed martial arts, boxing, skateboarding, family shows, circuses, conventions, corporate events, ice shows and more.

Over the last several years, Prudential Center has hosted the 2012 NHL Stanley Cup Finals and professional basketball games including the New Jersey Nets and the New York Liberty. Prudential Center also hosted the 2013 NHL Entry Draft, the 2011/2012 NBA Drafts, the 2011 NCAA Men's Basketball East Regionals, 2011-2013 Street League Skateboarding Championships, Rolling Stones, Taylor Swift, Bruce Springsteen, Andrea Bocelli, Bruno Mars, Foo Fighters, Cirque du Soleil, Michael Jackson-THE IMMORTAL World Tour, *X Factor* and *American Idol* auditions and McDonald's *Gospelfest*. The Rock has also hosted a speech by President Barack Obama and New Jersey Governor Chris Christie's Inauguration party.

The Devils' practice facility – AmeriHealth Pavilion – is located along Lafayette Street. Prudential Center is one of only two National Hockey League arenas to have a connecting practice rink, and the only building with dual locker room and training facilities. It also serves as the home to Brick City Boxing, in addition to youth, high school and adult hockey programs and *Hockey In Newark*.

Prudential Center features a four-level seating bowl, four sideline suites, and 2,300 seats in our two exclusive club level lounges, the Fire Lounge and Golia Ice Lounge. There are 74 suites spanning two private concourses, along with two larger party suites.

On Suite Level One, the Bud Light Goal Bar overlooks the arena floor on the north end. It offers premium seating with the luxury one would find in their own home. The 350-seat Acela Club restaurant on the south end overlooks both the main rink and AmeriHealth Pavilion. The restaurant offers an extensive wine collection unrivaled among North American arenas.

The focal point of the seating bowl is an eight-sided, multi-level, center-hung scoreboard featuring four primary high-definition 16:9 video screens. Two full-color LED rings, and eight additional rectangular screens complete the 65,000-pound, 30-foot tall by 32-foot wide scoreboard. A 940-foot display circles the lower arena bowl, while four additional horizontal displays line the upper level.

Some of Prudential Center's best features are its ultra-wide concourses which allow for ease of movement, and an array of superb food options (including the first gluten-free offerings in an arena). Carefully designed sightlines create spectacular views from every seat while giving visitors an intimate feel for the action.

The fan experience begins outside Prudential Center in Championship Plaza, a brick-paved, fan message-driven courtyard. Championship Plaza features a 22-foot tall, three-ton, metal "Ironman" hockey player statue and live entertainment with a block-party atmosphere during FanFest celebrations.


-
- 2/09/04** The National Hockey League's New Jersey Devils send a letter of intent for the relocation of the team to Newark.
 - 2/02/05** Devils and Newark formally sign agreement on the team's new arena.
 - 10/03/05** Groundbreaking ceremony takes place near Lafayette Street at the arena site.
 - 1/08/07** Devils Arena Entertainment (DAE) announces a 20-year naming-rights partnership with Prudential Financial; team's new home will be known as "Prudential Center."
 - 5/17/07** Seton Hall University announces that Prudential Center will be the new home of the Pirates men's basketball team.
 - 10/25/07** Ribbon-cutting ceremony takes place at Prudential Center's Lafayette Street Tower. Later that evening, Bon Jovi performs, marking the facility's first event.
 - 10/27/07** The Devils play their first-ever game at Prudential Center vs. the Ottawa Senators. Brian Gionta scores the team's first goal in its new home.
 - 9/11/08** Devils' practice facility formally introduced as "AmeriHealth Pavilion at Prudential Center," during ribbon-cutting ceremony.
 - 10/03/09** Ribbon-cutting ceremony takes place at Championship Plaza, an outdoor area celebrating the team's rich history and tradition.
 - 3/25/11** Prudential Center hosts 2011 Division 1 NCAA men's basketball East Regional Finals.
 - 6/23/11** Prudential Center hosts the 2011 NBA Draft, marking the first time in over ten years that the event was held outside of New York.
 - 5/02/12** New Jersey's Bruce Springsteen and the E Street Band conclude the 20-show leg of their U.S. tour at Prudential Center.
 - 5/30/12** Prudential Center hosts game one of the 2012 Stanley Cup Finals between the Devils and Los Angeles Kings.
 - 9/24/12** Courtyard by Marriott at Prudential Center opens its doors along Broad Street. It is the first new hotel in downtown Newark in four decades.
 - 12/15/12** Prudential Center closes out the second of two sold-out Rolling Stones concerts, including a worldwide pay-per-view event.
 - 6/30/13** Prudential Center hosts the 2013 NHL Entry Draft.

AD



NEW JERSEY DEVILS

*Here are your 2013-14
New Jersey Devils...*



22

HEIGHT: 6-2
WEIGHT: 210 LBS.
SHOOTS: LEFT
BORN: 03/26/1980
 Hamilton, Ont.

SEASON: 8TH NHL/
 2nd NJ
DRAFTED:
 Washington's 3rd
 choice (4TH
 round), 106TH
 overall, in 1998
 Entry draft

22 • KRIS BARCH • LW

LAST SEASON: appeared in 22 of 28 contests through mar. 19 vs. ny rangers after making season debut Jan. 25 vs. Washington...Was a healthy "scratch" for campaign's final 18 games mar. 21-apr. 27; played in season-high 15 straight matches Jan. 29-Feb. 24...Finished second on squad with 44 penalty minutes (d. clarkson, 78); total included two minors, six majors and one misconduct...Signed with devils July 10, 2012.

CAREER

2011-12: Split sixth NHL campaign between dallas and Florida; traded for first time in NHL career...Played in a combined 51 games; appeared in his 300th career NHL contest mar. 13 vs. Toronto...Total included 14 straight appearances Jan. 6-Feb. 11...notched all five points while with Panthers, including first of season with goal Jan. 6 at new Jersey...Led Florida with 91 penalty minutes; reached 100-plus Pim mark (23 with dal.) for fifth time...Total included season-high 12 Pim nov. 19 vs. San Jose (min. & 2 maj.)...Suspended by NHL for 1 game, Jan. 5 at ny rangers, as the result of an inappropriate comment dec. 31 vs. montreal...did not see any action during Eastern conference Quarterfinals vs. new Jersey...**2010-11:** appeared in 44 games during fifth/final full season with dallas...recorded 2g-1a-3pts; posted all 3pts over a 16-appearance stretch dec. 28-Feb. 24...Finished third on club with 80 Pim; did not reach 100-Pim mark for first time in NHL career...Total included career-high 22 Pim Jan. 26 vs. Edmonton (min., 2 maj. & misc.)...missed 8 games Feb. 5-22 with facial fracture and six contests dec. 4-13 with foot injury...**2009-10:** did not score a goal for first time in NHL career; six assists were a career high, while six points were second (9pts, '08-09)...also took career-high 29 shots on goal, surpassing previous mark (27) set one season earlier...Posted season-high 12 Pim twice: mar. 16 vs. San Jose (min. & 2 maj.) and Feb. 13 at Phoenix (min. & 2 maj.)...missed final 8 games of season after suffering lacerated calf mar. 25 at San Jose; also missed two matches nov. 6-7 with back injury...**2008-09:** appeared in career-high 72 contests overall...recorded career-high four goals, 5a (since surpassed), 9pts and 133 Pim...goal output matched his total from previous two seasons combined...Stats included last multiple-point game with career-high 2a Jan. 12 vs. detroit, as well as career-high two-game assist/point-scoring stretch oct. 29-31 (2a)...notched last game-winning tally of career oct. 23 at ny islanders...missed last 8 games with lower body injury...**2007-08:** Spent entire season in NHL for first time in career; saw action in 48 games...Scored lone goal in his season debut oct. 6 at nashville...Posted season-high 17 Pim Jan. 24 vs. Buffalo; total included one minor, one major and one misconduct...appeared in three playoff contests for only post-season action of NHL career...**2006-07:** Split campaign between iowa (aHL) and dallas for last minor-league stint as a pro...made

nHL debut Jan. 15 vs. Los angeles...recorded first career multiple-point game with 1g-1a-2pts, including gWg Feb. 23 vs. anaheim...Posted career highs with 2 gWg and plus-two mark...american Hockey League total showed two 1g-1a-2pt games, most recently nov. 26 at chicago and 3-game point-scoring streak nov. 18-22 (2g-2a-4pts)...Led aHL Stars with 110 Pim...**2005-06:** Saw action with both iowa and greenville (EcHL); led aHL Stars with 129 Pim...aHL total included points in three straight games twice, most recently Feb. 28-mar. 3 (1g-2a-3pts)...appeared in all seven playoff contests...grrowl teammates included current devils' forward T. Sestito...**2004-05:** Split season between norfolk (aHL) and greenville; finished third on grrowl with 154 Pim...**2003-04:** did not play...**2002-03:** Spent fourth pro season with Portland (aHL); played in 36 contests...**2001-02:** Played for both Portland and richmond, marking first EcHL action of career...**2000-01:** Spent entire first pro season with Portland...**OTHER:** upon completion of junior career, made pro debut by appearing in 4 games with Portland during 2000 calder cup Playoffs...Played three seasons, 1997-98 through 1999-00, with London (oHL)...Helped lead Knights to 1999 ontario Hockey League Finals vs. Belleville; finished tied for third on club with 26 post-season points...completed 1999-00 season third on London with 23g.

HIGHLIGHTS

1st NHL gP: 1/15/07, La 1 @ dal. 3 • 1st NHL goal: 2/1/07, dal. 4 @ SJ vs. v. Toskala • 1st NHL assist: 2/11/07, col. 5 @ dal. 7 • most goals in game: 1; 12 times, last time 3/4/12, dal. 3 @ cgy. 2 (So) • most assists in game: 2; 1/12/09, det. 4 @ dal. 5 (oT) • most Pts. in game: 2; 1/12/09, det. 4 @ dal. 5 (oT) (2a); 1/23/07, ana. 1 @ dal 4 (1g-1a) • most Pim in game: 22; 1/26/11, Edm. 1 @ dal. 3 (min., 2 maj., misc.) • most Shots in game: 4; 12/23/08, dal. 8 @ Tor. 2 • gP Streak: 71; 4/6/08 (1), 10/10/08-3/17/09 (70) • goal-Scoring Streak: 1; 12 times, last time, 3/4/12 (1g) • assist-Scoring Streak: 2; 10/29-31/08 (2a) • Point-Scoring Streak: 2; 10/29-31/08 (2a) • Penalties: 64 min., 99 maj., 7 misc., 2 game misc. • multiple-Pt. games: 22-pt. games.

PERSONAL

Kris and his wife, Holly, have three sons, six-year-old Hayden, four-year-old Kane and ten-month-old Kolten...His first job was working at a cattle factory...His favorite hockey memory is his first NHL game...Was a fan of mark messier and the Edmonton oilers growing up...Enjoys fishing and hunting in his spare time...His favorite sport, other than hockey, is soccer...Dazed and Confused and Gladiator are among his favorite movies.

VS. NHL

	GP	G	A	PTS	PIM		GP	G	A	PTS	PIM		GP	G	A	PTS	PIM
ANA	22	1	1	2	84	EDM	12	1	0	1	68	PHI	10	0	0	0	22
BOS	8	0	1	1	29	FLA	4	0	0	0	2	PHX	20	0	1	1	46
BUF	4	0	0	0	17	LA	19	1	0	1	19	PIT	10	0	1	1	28
CGY	12	0	1	1	4	MIN	13	0	1	1	17	SJ	23	1	0	1	87
CAR	7	0	0	0	6	MTL	4	0	0	0	14	STL	15	1	2	3	52
CHI	12	0	2	2	11	NSH	18	2	0	2	14	TB	4	0	0	0	7
COL	13	0	1	1	5	NJ	9	1	1	2	15	TOR	8	1	0	1	20
CBJ	12	0	1	1	41	NYI	7	1	0	1	24	VAN	14	0	0	0	12
DAL	0	0	0	0	0	NYR	8	0	1	1	15	WSH	9	0	0	0	9
DET	15	1	3	4	16	OTT	7	1	1	2	6	WPG	7	0	1	1	23

YEAR	TEAM	LEAGUE	REGULAR SEASON											PLAYOFFS										
			GP	G	A	PTS	+/-	PIM	PP	SH	GW	GT	S	GP	G	A	PTS	PIM	S	PP	SH	GW	GT	S
1995-96	georgetown	oPJHL	41	6	8	14	-	10	-	-	-	-	-	-	-	-	-	-	-	-	-	-	-	-
1996-97	georgetown	oPJHL	51	18	26	44	-	58	-	-	-	-	-	-	-	-	-	-	-	-	-	-	-	-
1997-98	London	oHL	65	9	27	36	-	62	-	-	-	-	-	16	4	3	7	16	-	-	-	-	-	-
1998-99	London	oHL	66	18	20	38	-	66	-	-	-	-	-	25	9	17	26	15	-	-	-	-	-	-
1999-00	London	oHL	56	23	26	49	-	78	-	-	-	-	-	-	-	-	-	-	-	-	-	-	-	-
	Portland	aHL	-	-	-	-	-	-	-	-	-	-	-	4	0	2	2	2	-	-	-	-	-	-
2000-01	Portland	aHL	76	10	15	25	-	91	-	-	-	-	-	2	0	0	0	0	-	-	-	-	-	-
2001-02	Portland	aHL	29	3	8	11	-	28	-	-	-	-	-	-	-	-	-	-	-	-	-	-	-	-
	richmond	EcHL	25	6	4	10	-	43	-	-	-	-	-	-	-	-	-	-	-	-	-	-	-	-
2002-03	Portland	aHL	36	1	7	8	-	49	-	-	-	-	-	-	-	-	-	-	-	-	-	-	-	-
	D	I	N	O	T	P	L	A	Y															
2004-05	norfolk	aHL	9	1	0	1	-	37	-	-	-	-	-	-	-	-	-	-	-	-	-	-	-	-
	greenville	EcHL	55	11	19	30	-	154	-	-	-	-	-	3	0	0	0	36	-	-	-	-	-	-
2005-06	iowa	aHL	43	7	6	13	-	129	-	-	-	-	-	7	0	1	1	37	-	-	-	-	-	-
	greenville	EcHL	14	4	14	75	-	75	-	-	-	-	-	-	-	-	-	-	-	-	-	-	-	-
2006-07	iowa	aHL	31	3	5	8	-	110	-	-	-	-	-	-	-	-	-	-	-	-	-	-	-	-
	dallas	nHL	26	3	2	5	2	107	0	0	2	-	12	-	-	-	-	-	-	-	-	-	-	-
2007-08	dallas	nHL	48	1	2	3	3	105	0	0	0	-	23	3	0	0	0	2	-	-	-	-	-	-
2008-09	dallas	nHL	72	4	5	9	1	133	0	0	1	-	27	-	-	-	-	-	-	-	-	-	-	-
2009-10	dallas	nHL	63	0	6	6	0	130	0	0	0	-	29	-	-	-	-	-	-	-	-	-	-	-
2010-11	dallas	nHL	44	2	1	3	7	80	0	0	0	-	16	-	-	-	-	-	-	-	-	-	-	-
2011-12	dallas	nHL	10	0	0	0	2	23	0	0	0	-	2	-	-	-	-	-	-	-	-	-	-	-
	Florida	nHL	41	2	3	5	2	91	0	0	0	-	22	-	-	-	-	-	-	-	-	-	-	-
2012-13	dEvilS	nHL	22	0	0	0	1	44	0	0	0	-	4	-	-	-	-	-	-	-	-	-	-	-
DEVILS TOTALS			22	0	0	0	1	44	0	0	0	-	4	-	-	-	-	-	-	-	-	-	-	-
NHL TOTALS			326	12	19	31	6	713	0	0	3	-	135	3	0	0	0	2	-	-	-	-	-	-

Signed as a free agent by dallas, July 18, 2006. Traded to Florida by dallas with dallas' sixth-round choice (later traded to nashville-Simon Fernholm) in 2012 Entry draft for Jake Hauswirth and Florida's fifth-round choice (Henri Kiviha) in 2012 Entry draft, december 7, 2011. Signed as a free agent by dEvilS, July 10, 2012.



18

HEIGHT: 6-3
WEIGHT: 215 LBS.
SHOOTS: right
BORN: 03/31/1985
 QUEBEC CITY, QUE.

SEASON: 9TH NHL/
 3rd NJ
DRAFTED: San Jose's
 2nd choice (1st
 round), 16th
 overall, in 2003
 Entry draft

18 • STEVE BERNIER • RW

LAST SEASON: appeared in 47 of 48 games; was a healthy "scratch" Apr. 25 vs. Pittsburgh...Finished with 8g-7a-15pts overall; eight goals were his most since 2009-10 (11)...Posted career high 2g (tie) twice: Mar. 30 at Florida and Feb. 3 at NY Islanders...notched first game-winning goal in a Devils' sweater during Feb. 3 contest...recorded assists/points in back-to-back games Apr. 7-10 (2a)...unsuccessful on first career penalty shot attempt Feb. 23 at Washington (vs. B. Holby).

CAREER

2011-12: Split campaign between Albany, AHL (17 games) and New Jersey (32) during seventh pro season...NHL total showed 1g-5a-6pts and career-high plus-six mark...appeared in his 400th career NHL game Mar. 1 at Boston...recorded first goal in an NHL Devils' sweater Feb. 11 vs. Florida's S. Clemmens...Posted points in back-to-back games Feb. 4-5 (2a), including first NHL point of season with assist Feb. 4 at Philadelphia...Played in season-high 20 straight games through Mar. 10 after making his New Jersey debut Jan. 31 vs. NY Rangers...recalled from Albany/signed two-way contract Jan. 30...AHL total showed 3g-3a-6pts and eight penalty minutes...Stats included two-game goal-scoring streak Nov. 13-19 (2g), as well as 1g-1a-2pts Nov. 2 vs. Binghamton...missed 18 contests Dec. 9-Jan. 21 with broken thumb suffered Dec. 4 vs. Rochester...Saw action in 15 straight games Oct. 28-Dec. 4; signed AHL free-agent contract Oct. 27 after attending Devils' training camp on a tryout basis...appeared in career-high 24 post-season contests; notched career-high seven points, while matching career high with five assists...re-signed with club June 29, 2012...**2010-11:** Saw action in 68 games during lone season in Florida/first season under P. deBoer; recorded 5g-10a-15pts...Total showed two multiple-point games, including season-high 2g-1a-3pts Dec. 1 at Anaheim...recorded points in back-to-back games twice: Feb. 2-4 (2a) and Dec. 1-2 (2g-2a-4pts)...notched game-deciding goal in only attempt of season/first career shootout tally Feb. 25 at Atlanta...missed 8 games Nov. 13-27 with fractured orbital bone and 2 games due to shoulder injury...**2009-10:** Played in 59 games during second/final season with Vancouver; recorded 11g-11a-22pts...Totalled season-high two goals/pts Nov. 14 at Colorado and season-high 4-game point-scoring streak Oct. 5-16 (1g-3a-4pts)...Played in his 300th career NHL contest Jan. 7 vs. Phoenix...missed 23 games due to injury/illness, including 21 games with groin injury and two matches with the flu...added 4g-1a-5pts in 12 post-season games...**2008-09:** Saw action in career-high 81 games during first season with Vancouver...notched career-high 17a, four game-winning goals (tie, '06-'07) and 137 shots on goal...recorded four multiple-point games, including 2g-1a-3pts in second period Jan. 7 at Edmonton (goals 12 sec. apart)...also posted 2g Dec. 7 at Colorado and Oct. 31 at Anaheim...Stats included points in back-to-back games four times, most recently Jan. 4-7 (2g-2a-4pts)...added 2g-2a-4pts while appearing in ten post-season contests; both goals were GWG...**2007-08:** Began campaign with San Jose; traded to Buffalo Feb. 26...Set career high with 16g; matched career high with 16a (since surpassed) and 32pts (since tied)...recorded six multiple-point outings, including two career-high (tie) three-point games: 2g-1a in Sabres' debut Feb. 27 vs. Nashville and 1g-2a Dec. 29 at Nashville...also recorded 2g Dec. 11 vs. Minnesota...recorded points in six of 7 games Dec. 28-Jan. 12 (3g-5a-8pts), including two season-high 3-game point streaks...missed 2 games Mar. 8-10 due to groin injury...**2006-07:** Began season on San Jose roster; saw action in all 39 games through Jan. 2

assignment to Worcester (AHL)...recorded 3g-4a-7pts in 10 games with AHL Sharks until Feb. 20 recall...closed out regular-season schedule by playing in all 23 games...Set then-career highs across the board with 15g/16a/31pts; total included six 2pt efforts and season-high 5-game point-scoring stretch Nov. 9-18 (3g-4a-7pts)...American Hockey League total included season-high 3-game point-scoring streak Jan. 7-14 (2g-2a-4pts), with season-high 1g-1a-2pts Jan. 14 at Portland...**2005-06:** Split first pro season between San Jose and Cleveland (AHL); assigned to/recalled from AHL on two occasions...appeared in 39 NHL games, including 34 straight to close out regular-season schedule...Posted five multiple-point games, including season-high 2g-1a-3pts Mar. 9 vs. Edmonton...also notched 2g Mar. 16 vs. St. Louis/Mar. 21 at St. Louis...recorded season-high 5-game point-scoring streak Mar. 26-Apr. 3 (3g-3a-6pts)...AHL total showed season-high 8-game point-scoring streak Dec. 22-Jan. 8 (6g-8a-14pts)...also had 7-game point-scoring streak through Oct. 27 (4g-5a-9pts), which began with pro debut Oct. 8 vs. Rochester...Posted two AHL season-high 2g-1a-3pt outings: Jan. 7 vs. Peoria and Dec. 27 vs. San Antonio...recorded first career NHL playoff point with GW tally Apr. 25 vs. Nashville...**OTHER:** Played four seasons of junior hockey, 2001-02 through 2004-05, with Moncton (QMJHL)...in 2004-05, led Wildcats with 35g, 36a and 71pts; finished first on club with 6g, 13a and 19pts in playoffs...named to 2003-04 QMJHL Second All-Star Team, leading squad with 36g, while finishing tied for first with 17pts en-route to QMJHL Finals...in 2002-03, named to CHL Second All-Star Team and league's Second All-Star Team, while finishing first on club with 49g/101pts...Won gold medal with Team Canada at the 2003 under-18 World Championships...named to QMJHL 2001-02 All-Rookie Team; led team with 31g.

HIGHLIGHTS

1st NHL GP: 11/4/05, SJ 1 @ Ana. 0 (OT) • 1st NHL goal: 11/12/05, Dal. 2 @ SJ 1 (So) vs. M. Turco • 1st NHL assist: 2/2/06, min. 3 @ SJ 2 (So) • most goals in game: 2; 12 times, last time 3/30/13, NJ 2 @ Fla. 3 (OT) • most assists in game: 2; 8 times, last time 10/10/10, Fla. 2 @ Edm. 3 • most Pts. in game: 5; 5 times, last time 12/1/10, Fla. 3 @ Ana. 5 (2g-1a) • most Pim in game: 20; 11/12/07, Phx. 0 @ SJ 5 (2 maj., misc.) • most Shots in game: 8; 12/7/08, Van. 4 @ Col. 5 (So) • GP Streak: 75; 11/29/08-4/11/09 (59), 10/1-11/3/09 (16) • goal-Scoring Streak: 3; 3/26-30/06 (3g) • assist-Scoring Streak: 3; 4 times, last time 11/26-29/09 (3a) • Point-Scoring Streak: 5; 11/9-18/06 (3g-4a-7pts); 3/26-4/13/06 (3g-3a-6pts) • Penalties: 75 min., 10 maj., 3 misc. • multiple-Pt. games: 21 2-pt. games, 5 3-pt. games.

PERSONAL

Steve and his wife, Anne-Sophie Letarte, welcomed their first child, Henri-Louis Bernier, August 2012...names Coldplay as his favorite band and *The Hangover* as his favorite movie...His first job involved cleaning offices...Salmon tartare is his favorite food...Enjoys participating in charitable golf tournaments during the summer...Playing in the 2012 Stanley Cup Finals is his favorite hockey memory.

VS. NHL

	GP	G	A	PTS	PIM		GP	G	A	PTS	PIM		GP	G	A	PTS	PIM
ANA	24	10	4	14	4	EDM	19	6	10	16	2	PHI	14	1	8	9	9
BOS	9	0	1	1	0	FLA	7	3	1	4	0	PHX	23	4	5	9	44
BUF	11	3	1	4	2	LAK	22	4	6	10	12	SJ	13	0	2	2	14
CGY	21	3	5	8	13	MIN	19	6	2	8	4	PIT	7	0	1	1	2
CAR	14	2	4	6	4	MTL	16	1	1	2	2	STL	16	5	5	10	10
CHI	18	4	2	6	18	NSH	16	5	7	12	23	TB	13	1	2	3	4
COL	23	7	3	10	4	NJ	8	1	2	3	4	TOR	16	1	1	2	6
CBJ	15	4	3	7	8	NYI	15	4	2	6	9	VAN	12	2	2	4	2
DAL	24	4	7	11	20	NYR	14	0	1	1	2	WSH	13	1	0	1	2
DET	17	2	3	5	2	OTT	14	0	3	3	2	WPG	11	1	1	2	2

YEAR	TEAM	LEAGUE	REGULAR SEASON											PLAYOFFS										
			GP	G	A	PTS	+/-	PIM	PP	SH	GW	GT	S	GP	G	A	PTS	PIM						
1998-99	Quebec	QaHa	28	33	23	56	-	24	-	-	-	-	-	-	-	-	-	-	-	-	-	-	-	
1999-00	Quebec	QaHa	26	12	23	35	-	42	-	-	-	-	-	-	-	-	-	-	-	-	-	-	-	
2000-01	Ste. Foy	QaHa	39	17	35	52	-	48	-	-	-	-	16	9	17	26	8	-	-	-	-	-	-	
2001-02	Moncton	QmJHL	66	31	28	59	-	51	-	-	-	-	-	-	-	-	-	-	-	-	-	-	-	
2002-03	moncton	QmJHL	71	49	52	101	-	90	-	-	-	-	2	1	0	1	2	-	-	-	-	-	-	
2003-04	moncton	QmJHL	66	36	46	82	-	80	-	-	-	-	20	7	10	17	17	-	-	-	-	-	-	
2004-05	moncton	QmJHL	68	35	36	71	-	114	-	-	-	-	12	6	13	19	22	-	-	-	-	-	-	
2005-06	San Jose	nHL	39	14	13	27	4	35	2	1	1	-	75	11	1	5	6	8	-	-	-	-	-	
	Cleveland	nHL	49	20	23	43	-	33	-	-	-	-	-	-	-	-	-	-	-	-	-	-	-	
2006-07	San Jose	nHL	62	15	16	31	5	29	6	0	4	-	104	11	0	1	1	2	-	-	-	-	-	
	Worcester	nHL	10	3	4	7	-	2	-	-	-	-	-	-	-	-	-	-	-	-	-	-	-	
2007-08	San Jose	nHL	59	13	10	23	2	62	4	0	0	-	96	-	-	-	-	-	-	-	-	-	-	
	Buffalo	nHL	17	3	6	9	1	2	0	0	0	-	35	-	-	-	-	-	-	-	-	-	-	
2008-09	vancouver	nHL	81	15	17	32	4	27	2	0	4	-	137	10	2	2	4	7	-	-	-	-	-	
2009-10	vancouver	nHL	59	11	11	22	0	21	3	0	0	-	95	12	4	1	5	0	-	-	-	-	-	
2010-11	Florida	nHL	68	5	10	15	14	21	3	0	0	-	97	-	-	-	-	-	-	-	-	-	-	
2011-12	albany	nHL	17	3	3	6	-	8	-	-	-	-	-	-	-	-	-	-	-	-	-	-	-	
	Devils	nHL	32	1	5	6	6	16	0	0	0	-	23	24	2	5	7	27	-	-	-	-	-	
2012-13	aEviLS	nHL	47	8	7	15	7	17	2	0	1	-	88	-	-	-	-	-	-	-	-	-	-	
DEVILS TOTALS			79	9	12	21	1	33	2	0	1	-	111	24	2	5	7	27						
NHL TOTALS			464	85	95	180	3	230	22	1	10	-	750	68	9	14	23	44						

QMJHL All-Rookie Team (2002) • QMJHL Second All-Star Team (2003, 2004) • Canadian major Junior Second All-Star Team (2003)
 Traded to Buffalo by San Jose with San Jose's first-round choice (Tyler Ennis) in 2008 Entry draft for Brian Campbell and Buffalo's seventh-round choice (Stew Danielsen) in 2008 Entry draft February 24, 2008. Traded to Vancouver by Buffalo for Los Angeles' third-round choice (previously acquired-Brynden McNabb) in 2009 Entry draft and Vancouver's second-round choice (later traded to Columbus-Petr Sitrak) in 2010 Entry draft, July 4, 2008. Traded to Florida by Vancouver with Michael Grabner and Vancouver's first-round choice (Quinton Howden) in 2010 Entry draft for Keith Ballard and Victor Oreskovich, June 25, 2010. Signed as a free agent by Albany, October 27, 2011. Signed as a free agent by Devils, January 30, 2012.





30

HEIGHT: 6-2
WEIGHT: 220 LBS.
CATCHES: LEFT
BORN: 05/06/1972
 mo nTr EaL, QuE.

SEASON: 20TH nHL/
 20TH nJ
DRAFTED: nEW
 JEr SEy'S 1ST cHoicE,
 20TH oVEr aLL, in
 1990 EnTr y dr aFT

30 • MARTIN BRODEUR • G

LAST SEASON: appeared in 29 games during 19th nHL season, including season-high 16 straight starts mar. 21-apr. 23...Posted second shutout of season/121st career apr. 18 in 3-0 win at Philadelphia (23 saves)...Stopped Q. Howden's penalty shot attempt apr. 20 in 6-2 win vs. Florida (11 saves) and J. Boychuk's PS attempt apr. 10 in 5-4 loss vs. Boston (13 saves); has stopped eight of 11 attempts in nHL career (.727 save %)...Posted 100th win at newark's Prudential center with 2-1 decision mar. 23 vs. Florida (17 saves); became first netminder in nHL history with 100 victories in two buildings (266, Brendan Byrne/c.ontinental arena, E. Rutherford, n.J.)...returned to devils' lineup, scored power play goal, while picking up 4-1 win mar. 21 at carolina (17 saves); has three goals in nHL career (2 reg-seas. & 1 playoff)...appeared in his 1,200th career game/posted 3-1 win Feb. 9 vs. Pittsburgh (24 saves)...Posted 1st Sho. of season/120th career in home opener Jan. 22 vs. Philadelphia (24 saves)...missed 10 games Feb. 28-mar. 16 due to soreness...With 2-1 win Jan. 19 at ny islanders (18 saves), extended own nHL record by starting 18th straight opener with the same team.

CAREER

along with S. Brylin, K. daneyko, S. niedermayer and S. Stevens, was a member of all three of new Jersey's Stanley cup championship teams...career 2.23 goals-against average is the second best in nHL history during the modern era (d. Hasek, 2.20); 145 overall shutouts (121 reg-seas. & 24 playoffs) are the most in nHL history...Fourth all-time with 42 career regular-season assists; trails T. Barrasso (48), g. Fuhr (46) and P. roy (45)...First all-time with 66 career overtime wins/third with 42 shootout victories...is 17-13, with 3 Sho., .909 save percentage and 1.97 gaa in 30 career Stanley cup Finals games...also 6-4, with 1 Sho., .926 save %, and 1.87 gaa in ten career game sevens...**2011-12:** Played/started in 59 contests overall; posted 31-21-4 mark, with 3 Sho., .908 save percentage and 2.41 gaa...recorded 4-0-1 mark over a five-game stretch Jan. 24-Feb. 7; posted 1 Sho., .931 save % and 1.75 gaa...Posted season-high 5-game winning streak to close-out regular-season schedule mar. 27-apr. 7 (1 Sho., .942 save % & 1.57 gaa)...reached 30-win mark for nHL-record 14th time (P. roy, mtl. & c.o.l., 13) with 2-1 decision apr. 5 at detroit...recorded 3rd Sho. of season/119th of nHL career with 5-0 decision mar. 31 at carolina (22 saves)...Stopped c. Kunitz's penalty shot attempt mar. 17 vs. Pittsburgh...Posted 2nd Sho. of campaign with 1-0 Sho. win mar. 15 vs. colorado (28 saves + 2/2 So.); picked up 1st Sho. of season with 1-0 win Feb. 7 at ny rangers (30 saves)...replaced by J. Hedberg Jan. 10 at calgary (nd, 7:32, 5 shots/3 saves); was 19-11-3 with 3 Sho., .920 save % and 2.01 gaa in 33 following starts...also replaced by Hedberg on three other occasions...Earned victory/made season-high 41 saves with 3-1 decision Jan. 7 at Pittsburgh...missed six contests o.c.t. 15-29 due to shoulder injury; also missed contest Feb. 9 vs. St. Louis (ankle)...Has started 194 consecutive post-season games, the longest stretch among goaltenders in nHL history...appeared in his 200th career playoff contest in game 1 of ScF vs. Los angeles (L, 30 saves)...Established nHL record with 24th career playoff Sho.; passed roy (23) in game 4 of EcQF vs. Florida (26 saves)...Second to roy with both 205 career post-season games played (247) and 113 victories (151)...Picked up 100th career post-season win in game 1 of EcQF...replaced by Hedberg in game 3 of EcQF (22:18, 12 shots/9 saves)...With 4a, set league's single-season mark among goaltenders...re-signed with club July 2, 2012...**2010-11:** Played in 56 games overall, including 54 starts and two relief efforts; was replaced on seven occasions...Total included 15 straight starts/appearances Feb. 27-mar. 30, as well as 1,100th career nHL game dec. 23 vs. ny islanders...on o.c.t. 21 at montreal (29 saves), notched 2nd Sho. of season while establishing nHL record with 703 career overall victories (604 reg-seas. & 99 post-seas.); tied roy at 702 (551+151) with 1st Sho. of season in 1-0 o.T. decision o.c.t. 13 at Buffalo (24 saves)...Posted season-high 7-game winning streak Feb. 1-mar. 6; showed .944 save % and 1.23 gaa during stretch...Faced season-high 39 shots/made season-high 34 saves o.c.t. 27 at San

Jose...nine saves dec. 23 vs. ny islanders and mar. 18 vs. Washington were tied for his second fewest (two times previously) in a full regular-season game (7, dec. 18, '96 at van.)...Served as backup for 4 games Feb. 18-25, while missing four matches Feb. 8-16 with non-operable knee sprain suffered Feb. 6...also missed nine of 12 games nov. 5-dec. 4 with bruised elbow suffered nov. 3 and re-injured nov. 18...Faced 2 PS (0/2); n.o.v. 1 at vancouver (H. Sedin) and o.c.t. 9 at Washington (a. o.vechkin)...**2009-10:** Winner of William M. Jennings Trophy for fewest team goals allowed for nHL-record fifth time (fle. r.oy)...Led league in wins (45) for ninth time, Sho. (9) for fifth time; reached 70-plus games-played mark for 12th time...Forty-five wins were second-highest total of career (nHL record 48, '06-07)...Extended own nHL record for career Sho. to 110/career wins to 600 with 3-0 win apr. 6 at atlanta (19 saves); stopped all 26 shots faced in previous start apr. 3 at carolina to post Sho. in consecutive starts for seventh time in regular-season career...reached 40-win mark for league-record eighth time mar. 23 vs. columbus; no one else in history has more than three 40-victory campaigns (E. nabokov, '09-10, '08-09 & '07-08; m. Kiprusoff, '08-09, '06-07 & '05-06; J. Plante; '55-56, '59-60 & '61-62; T. S. Sawchuk, '50-51, '51-52 & '54-55)...Extended own nHL record with his 12th 35-win campaign mar. 2 at St. Jose; no other goaltender has more than seven (E. Belfour & Kiprusoff)...in december/January, became just the second netminder in nHL history to play in 15-or-more games in consecutive months (Sawchuk, dec./Jan. '54-55)...Tied nHL record (roy) with 13 30-win seasons with 2-0 decision Jan. 20 vs. Florida (22 saves) for his 7th Sho. of season/108th career...Set career highs with 51 shots/saves in 1-0 Sho. victory Jan. 12 at ny rangers...Picked up his 3rd Sho. of the season/104th career, surpassing Sawchuk's nHL record with 4-0 decision dec. 21 at Pittsburgh (35 saves); tied mark with 3-0 victory dec. 7 at Buffalo (22 saves)...Surpassed roy for most games played (1,029) among goaltenders in nHL history dec. 18 vs. o.hawa...named nHL's Second Star of the Week for the period ending nov. 29; posted 3-0-0 mark with .963 save % and 0.97 gaa during stretch...Became league's all-time minutes-played leader, passing roy (60,235) nov. 27 at Boston...Started his 1,000th career nHL game nov. 7 at o.hawa...Became just the second netminder in league history (roy) to reach the 1,000 games-played mark in season opener o.c.t. 3 vs. Philadelphia...Was 1-1, with a .867 save % and 2.90 gaa in 2 games played for gold medal-winning Team canada at 2010 olympic Winter games...**2008-09:** appeared in 31 games overall, including 30 starts and one relief effort; was relieved on two occasions...completed campaign with 557 career victories in 999 games played...Established nHL record/passed roy with 552nd career regular-season victory mar. 17 in 3-2

VS. NHL

ANA	MINS	GA	SO	GAA	W-L-O/T	NSH	MINS	GA	SO	GAA	W-L-O/T
BOS	1217	37	2	1.82	14-6-1	NJ	730	31	0	2.55	6-5-1
BUF	3360	144	4	2.57	24-22-10	NYI	5046	188	10	2.24	50-28-7
CY	3575	126	3	2.11	33-16-9	NYR	5785	205	9	2.13	47-30-20
CGY	920	35	1	2.28	7-5-3	OTT	3975	144	6	2.17	36-23-7
CAR	3508	119	9	2.04	38-15-6	PHI	5228	211	11	2.42	48-30-9
CHI	1137	37	1	1.95	9-3-6	PHX	1153	42	4	2.19	12-8-0
COL	1856	70	4	2.26	17-8-6	PIT	4611	191	9	2.49	46-28-5
CBJ	672	23	2	2.05	7-2-2	SJ	1140	47	0	2.47	10-7-2
DAL	1240	41	4	1.98	11-9-1	STL	976	40	1	2.46	9-5-2
DET	1147	42	2	2.20	9-9-1	TB	3707	132	5	2.14	37-16-8
EDM	1037	41	0	2.37	9-6-2	TOR	3185	135	3	2.54	22-20-10
FLA	3874	131	6	2.03	39-16-9	VAN	1048	50	1	2.86	6-12-0
LA	931	33	1	2.13	8-6-1	WSH	3593	137	6	2.29	39-17-4
MIN	627	26	1	2.49	7-2-2	WPG	2454	86	7	2.10	25-8-8
MTL	4071	124	9	1.83	44-18-6						

			REGULAR SEASON										PLAYOFFS									
YEAR	TEAM	LEAGUE	GP	W	L	O/T	MIN	GA	SO	AVG	GP	W	L	MIN	GA	SO	AVG					
1989-90	St. Hyacinthe	QmJHL	42	23	13	2	2333	156	0	4.01	12	5	7	678	46	0	4.07					
1990-91	St. Hyacinthe	QmJHL	52	22	24	4	2946	162	2	3.30	4	0	4	232	16	0	4.14					
1991-92	St. Hyacinthe	QmJHL	48	27	16	4	2846	161	2	3.39	5	2	3	317	14	0	2.65					
	dEvils	nHL	4	2	1	0	179	10	0	3.35	1	0	1	32	3	0	5.63					
1992-93	utica	aHL	32	14	13	5	1952	131	0	4.03	4	1	3	258	18	0	4.19					
1993-94	dEvils	nHL	47	27	11	8	2625	105	3	2.40	17	8	9	1171	38	1	1.95					
1994-95	dEvils	nHL	40	19	11	6	2184	89	3	2.45	*20	*16	4	*1222	34	*3	*1.67					
1995-96	dEvils	nHL	77	34	30	12	*4433	173	6	2.34	-	-	-	-	-	-	-					
	canada	Wc-a	3	-	-	-	180	9	0	3.00	-	-	-	-	-	-	-					
1996-97	canada	W cup	2	0	1	0	60	4	0	4.00	-	-	-	-	-	-	-					
	dEvils	nHL	67	37	14	13	3838	120	*10	*1.88	10	5	5	659	19	2	*1.73					
1997-98	dEvils	nHL	70	*43	17	8	4128	130	10	1.89	6	2	4	366	12	0	1.97					
	canada	olymp.	-	-	-	-	-	-	-	-	-	-	-	-	-	-	-					
1998-99	dEvils	nHL	*70	*39	21	10	*4239	162	4	2.29	7	3	4	425	20	0	2.82					
1999-00	dEvils	nHL	72	*43	20	8	4312	161	6	2.24	*23	*16	7	*1450	39	2	*1.61					
2000-01	dEvils	nHL	72	*42	17	11	4297	166	9	2.32	*25	15	10	*1505	52	*4	*2.07					
2001-02	dEvils	nHL	*73	38	26	9	*4374	156	4	2.15	6	2	4	381	9	1	1.42					
	canada	olymp.	5	4	0	1	300	9	0	1.80	-	-	-	-	-	-	-					
2002-03	dEvils	nHL	73	*41	23	9	4374	147	*9	2.02	*24	*16	8	*1491	41	*7	1.65					
2003-04	dEvils	nHL	*75	*38	26	11	*4555	154	*11	2.03	5	1	4	298	13	0	2.62					
2004-05	canada	W cup	5	5	0	0	300	5	1	1.00	-	-	-	-	-	-	-					
	canada	Wc-a	7	5	2	0	419	20	0	2.87	-	-	-	-	-	-	-					
2005-06	dEvils	nHL	73	*43	23	7	4365	187	5	2.57	9	5	4	533	20	1	2.25					
	canada	olymp.	4	2	2	0	239	8	0	2.01	-	-	-	-	-	-	-					
2006-07	dEvils	nHL	*78	*48	23	7	*4697	171	*12	2.18	11	5	6	688	28	1	2.44					
2007-08	dEvils	nHL	*77	*44	27	6	*4635	168	4	2.17	5	1	4	301	16	0	3.19					
2008-09	dEvils	nHL	31	19	9	3	1814	73	5	2.41	7	3	4	427	17	1	2.39					
2009-10	dEvils	nHL	*77	*45	25	6	*4499	168	*9	2.24	5	1	4	299	15	0	3.01					
	canada	olymp.	2	1	1	0	124	6	0	2.90	-	-	-	-	-	-	-					
2010-11	dEvils	nHL	56	23	26	3	3116	127	6	2.45	-	-	-	-	-	-	-					
2011-12	dEvils	nHL	59	31	21	4	3392	136	3	2.41	*24	14	9	*1471	52	1	2.12					
2012-13	dEvils	nHL	29	13	9	7	1757	65	2	2.22	-	-	-	-	-	-	-					

DEVILS TOTALS 1220 669 380 148 71786 2668 121 2.23 205 113 91 12719 428 24 2.02
NHL TOTALS 1220 669 380 148 71786 2668 121 2.23 205 113 91 12719 428 24 2.02
 GmJHL all-rookie Team (1990) • QmJHL Second all-Star Team (1992) • Won c.older memorial Trophy (Top nHL rookie) (1994) • nHL Upper deck all-rookie Team (1994) • Won William M. Jennings Trophy (Fewest Team goals allowed) (1997, 1998, 2003, 2004, 2010) • nHL Second all-Star Team (1997, 1998, 2006, 2008) • Played in nHL all-Star game (1996 to 2001, 2003, 2004, 2007) • Won vezina Trophy (Top nHL g.atter) (2003, 2004, 2007, 2008) • nHL First all-Star Team (2003, 2004, 2007) • World c.up all-Tournament Team (2004)
 *Led League



decision vs. Chicago (30 saves)...Tied record at 551 in previous match Mar. 14 in 3-1 decision over Canadiens in hometown of Montreal, Que...Honored by Devils/NHL for record apr. 3 vs. Tampa Bay; replaced K. Weekes due to injury (W, 39:03, 7 saves, 3 ga) that evening...Relief appearance was his first since Mar. 20, 1998 at Washington (M, Dunham) and 12th of NHL career...Matched career high with 48 shots (since surpassed)/set career high with 46 saves Mar. 28 vs. Carolina (since surpassed)...Picked up 100th career regular-season Sho Mar. 1 vs. Philadelphia (27 saves)...Recorded two season-high 5-game winning streaks: Mar. 10-20 (1 Sho, .955 save % & 1.40 gaa) and Nov. 1-Mar. 3 (2 Sho, .962 save % & 0.89 gaa)...Returned to lineup/posted 4-0 win Feb. 26 vs. Colorado (24 saves); was 9-1-0, with 3 Sho, .940 save % and 1.75 gaa in first 10 games following return from injury...Removed from injured reserve Feb. 25; missed 50 games Nov. 3-Feb. 21 due to elbow injury and subsequent surgery after missing just 12 games due to injury/illness over his previous 14 seasons...Suffered injury Nov. 1 vs. Atlanta (W, 26:38, 5 saves, 0 ga); was replaced by Weekes...Took So loss Oct. 29 vs. Toronto: 48 shots faced were a career high (since surpassed)...Recorded 2-1 victory in season opener Oct. 10 vs. NY Islanders; stopped K. Oposo's PS shot attempt...Started first 10 games of season through Nov. 1 to extend consecutive games-started streak to career-high 51...Made 14th straight opening-night start, passing T. Esposito's NHL record (Chi, '69-70 through '81-82) for most consecutive openers with the same team...Named NHL's First Star of the Week for period ending Mar. 1; posted 3-0-0 record with 2 Sho, .971 save % and 0.67 gaa...Also First Star of the Week for period ending Mar. 15 (3-0-0, .943 save % & 1.67 gaa)...Passed Danayko into first place on new Jersey's all-time post-season games-played list (176) in game 7 of ECQF vs. Carolina...**2007-08:** Won fourth Vezina Trophy as the NHL's top goaltender; received all over a five-season span ('03, '04 & '07)...Named to league's Second All-Star Team for fourth time ('97, '98 & '06), while finishing fifth in voting for the Hart Memorial Trophy as league MVP...Received team's MVP award, as voted by his teammates, for tenth time...Started season-high 41 straight games Jan. 8 through end of regular-season schedule...Completed campaign with So win apr. 6 vs. NY Rangers; passed Sawchuk (57, 194) for the second-most minutes in NHL history at 57,208...Also passed Belfour (55,695) Feb. 13 vs. Ottawa and G. Hall (53,484) Nov. 16 vs. NY Islanders...With win Mar. 15 at Colorado, extended his own NHL record with third straight/seventh overall 40-win season...Notched So win Mar. 13 at Minnesota; appearance marked his 957th game played as a Devil, surpassing Stevens for second all-time (Danayko, 1,283)...Named NHL's Second Star of the Week for the period from Mar. 3-9; was 3-0-0, with a .972 save % and 0.98 gaa during stretch...Also named league's Third Star of the Week for Feb. 18-24 (4-0-0, .947 save % & 1.48 gaa)...With victory Feb. 13 vs. Ottawa, improved record to 30-19-3 overall...Twelfth straight 30-win season extended his own NHL record; nobody else has more than eight straight (Roy)...Voted by fans to start 2008 All-Star game in Atlanta, but was unable to participate...Posted 3rd Sho of season/95th career with 1-0 OT win Dec. 23 at Calgary (30 saves); passed G. Hainsworth into sole possession of second place on league's all-time regular-season Sho list...Posted 4-2 win Dec. 16 vs. Philadelphia; stopped D. Briere on fifth career PS faced...Posted 4-0 victory Nov. 30 vs. Montreal (27 saves) to tie Hainsworth for second in career Sho...Just the second goaltender (Roy, 551) in history with 500 wins; posted no. 500 with 6-2 victory Nov. 17 at Philadelphia...Posted win in his 900th NHL game Oct. 31 vs. Tampa Bay; joined Roy (1,029), Sawchuk (971), Belfour (963), C. Joseph (922) and Hall (906) as netminders with 900 appearances...Made 13th straight opening-night start Oct. 4 at Tampa Bay, tying Esposito's NHL record for consecutive openers with the same team...**2006-07:** Recipient of Vezina Trophy for third time; finished third in the voting for Hart Trophy...Named to NHL's First All-Star Team for third time ('03 & '04)...Seventy-eight games played was a career high and the second most in NHL history (G. Fuhr, STL, '79, '95-96)...Surpassed his own single-season NHL record with 4,697 minutes played (4,555, '03-04), as well as B. Parent's (47, '73-74) mark with 48 victories...Posted 48th victory Apr. 5 with 3-2 decision at Philadelphia; tied Parent apr. 3 with 2-1 So win vs. Ottawa...Surpassed minutes mark Apr. 1 with 3-1 win vs. Boston...Established franchise record with his 44th win of season Mar. 27 at NY Islanders (3-2); matched previous career high with 4-3 So decision Mar. 24 at Florida...Completed campaign with 494 career victories; passed Sawchuk (447) and Belfour (484) earlier in season...Moved past Sawchuk in home opener Oct. 12 with 7-6 So victory vs. Toronto...Posted 462nd victory to surpass Belfour Dec. 8 with 2-0 decision vs. Philadelphia (28 saves)...Posted his 40th victory of season with 4-3 So win Mar. 8 at Pittsburgh...Completed season third on the league's all-time Sho list at 92; passed Hall Dec. 26 with 3-0 win vs. Pittsburgh (26 saves)...Named NHL's Third Star of the Month for Feb. (9-3-0, 3 Sho, .919 save % & 2.22 gaa)...Picked up his career-high 12th Sho of season/92nd career with 1-0 decision Feb. 27 at Pittsburgh (31 saves)...Matched career high with 11th Sho of season in 2-0 decision Feb. 17 at NY Islanders (26 saves)...Recorded his 10th Sho of season/90th career with 2-0 win Feb. 8 vs. NY Islanders (25 saves); tied Sawchuk's NHL record of four 10-plus Sho seasons...Picked up his NHL-record 45th career OT win Feb. 1 in 6-5 decision at Philadelphia; tied Roy at 44 Jan. 13 in 2-1 victory at NY Islanders...Became just the ninth netminder to reach the 50,000-minute mark Dec. 30 with 2-0 win at NY Islanders (29 saves)...Posted season-high 5-game winning streak Dec. 1-9 (1 Sho, .940 save % & 1.35 gaa)...With 1-0 decision Oct. 28 vs. Columbus (22 saves) and 2-0 victory two nights earlier vs. Florida (29 saves), recorded back-to-back Sho during the regular-season for the sixth time in his NHL career...Games marked his 82nd/83rd career Sho to equal/surpass Plante on the league's all-time list...Picked up 4-0 win in season opener Oct. 6 at Carolina (29 saves); tied T. Thompson and A. Connell for fifth with 81 career Sho, while tying Sawchuk for third with 447th lifetime win...Decision also marked his second season-opening Sho (Oct. 7, '95, vs. Fla)...Along with Buffalo's R. Miller, established NHL record with 10 So wins (since tied, M. Garon, EDM, '07-08 & J. Quick, LA, '10-11); stopped 40 of 60 shots (.667 overall)...Shots faced in So were most in the league, as well as an NHL record (since surpassed, I. Bryzgalov, PHX, '62, '09-10)...Named MVP by his teammates for ninth time; represented Eastern Conference at 2007 NHL All-Star game...Posted 3-2 double-OT win in game 2 of ECQF vs. Ottawa (43 saves) for his tenth career playoff extra-session victory...Picked up 3-2 win in series-clinching game of ECQF Apr. 22 at Tampa Bay to pass Fehr for second all-time with 93 post-season victories...Recorded 3-0 win (31 saves) in game 5...**2005-06:** Named to NHL Second All-Star Team, while finishing second in voting (Kiprusoff, Cgy) for Vezina Trophy...Appeared in 70-plus games for the ninth time; played/started season-high 31 straight contests Dec. 31-Mar. 23...Forty-three victories matched his career high (since surpassed)...Moved into fourth place on league's all-time wins' list (438) Apr. 1 at Philadelphia; tied Plante at 437 Mar. 30 with 3-1 win vs. Buffalo...Picked up his 5th Sho of season/80th career with 3-0 decision Feb. 3 vs. Carolina (28 saves)...Shutout was the 100th overall (80 reg-seas, & 20 playoffs) of his NHL career; was just the third netminder in history to reach the 100-mark, joining Sawchuk (103 & 12) and Hainsworth (94 & 8)...Named NHL Defensive Player of the Month for Jan. with a 10-2-1 record, including 3 So wins, 4 Sho, .938 save % and 1.73 gaa...Passed Esposito (424) into sole possession of fifth place on NHL's all-time wins' list Jan. 17 at St. Louis (5-3); tied Esposito at 423 Jan. 15 in 3-2 So win at Chicago...Earned back-to-back Sho in regular-season for fifth time following 3-0 decision Jan. 13 vs.

Vancouver (26 saves) and 3-0 win Jan. 9 vs. Philadelphia (22 saves)...Jan. 9 contest marked his 77th career Sho, moving him ahead of Esposito into sole possession of seventh place on the league's all-time list...Picked up 3-0 victory Jan. 3 vs. Florida (16 saves) for 1st Sho of season/76th career to tie Esposito...Stopped M. Hossa's OT PS attempt Dec. 15 vs. Atlanta; PS was his first faced since Feb. 27, 2001 (Philip, D. Scatchard, NYI) and team's first at meadowlands since Nov. 17, 1990 (C. Terrell stopped M. Ricci, PHI)...Moved into sole possession of sixth place on league's all-time wins' list (408) Nov. 11 at Washington (4-3); tied Hall for sixth Oct. 20 at Pittsburgh...Pulled after first two periods Oct. 15 vs. Carolina, snapping a stretch in which he completed his previous 90 starts; was last replaced Mar. 13, 2003...Ninety-game stretch was league's longest since Roy completed 94 straight Jan. 28, 1989-Dec. 8, 1990...Posted season-high 11-game winning streak Mar. 28-Apr. 18; had .941 save % and 1.98 gaa during stretch...Missed 6 games Oct. 28-Nov. 8 with knee injury; Nov. 8 contest marked just 20th time in 12 seasons he did not dress...Was 8-3 in So overall, stopped 29 of 38 attempts (.763)...Posted 3a for his most points since 2001-02 (4a)...With 89 wins, passed B. Smith and Belfour into sole possession of third place on the NHL's post-season wins' list in game 4 of ECQF vs. Carolina...Recorded after 53:07 in game 1 of series; was substituted for first time since game 6 of 2003 ScF at Anaheim and fifth time in post-season overall...Posted 3-0 victory in game 3 of ECQF at NY Rangers (25 saves) for his 101st overall Sho...Was 2-2-0, with a .923 save % and 2.01 gaa for Team Canada at 2006 Olympic Winter games...**2004-05:** Represented Canada at World Cup; was 5-0-0 with 1 Sho and 1.00 gaa and named to All-Tournament Team...Represented Canada at 2005 World Championships for first time since 1996...Participated in former teammate I. Larionov's farewell game Dec. 13, 2004 at Moscow's Luzhniki arena...**2003-04:** Received both Jennings and Vezina Trophies, and named to NHL's First All-Star Team, marking first time in team history that two players (Niedermayer) were honored in the same year...Finished third in voting for Hart Trophy for second straight campaign...Represented Eastern Conference as a starter in 2004 All-Star game; game marked his eighth appearance...Led league for third time with 75 games (all starts), third time with 11 Sho, fourth time with 4,555 minutes and sixth time with 38 wins...Became just the eighth goaltender in history to post 75 career Sho with 5-0 decision Mar. 30 vs. NY Rangers (24 saves)...Reached mark in his 738th career game, becoming the second-fastest goaltender (Sawchuk, 567) in the modern era to do so...Eighty goaltender in history to record 400 wins; accomplished feat Mar. 23 in 4-3 OT win at Florida in the fewest number of games (735) and at the youngest age (31 yrs., & 322 days) in history...Picked up 10th Sho of season with 2-0 win Jan. 23 vs. Montreal (21 saves); reached mark for third time ('96-97 & '97-98)...Served as backup Jan. 20 at Pittsburgh and Jan. 17 vs. Washington; did not play in consecutive games for first time since Dec. 30, 1997-Jan. 1, 1998...Appeared in his 700th lifetime contest Jan. 3 at Nashville...Earned 3-3 OT tie Dec. 12 vs. Philadelphia for his 100th career tie...Posted season-high 12-game undefeated stretch (10-0-2) Oct. 28-Nov. 26; recorded 4 Sho, .945 save % and 1.22 gaa...Passed M. Richter (NYR) for most games played (667) among netminders who have spent their entire career with one team Oct. 11 in 2-1 win at Carolina...**2002-03:** Capped-off his tenth NHL season with his first-ever Vezina Trophy and First All-Star Team nomination...Joined Stevens ('93-94) and P. Elias ('00-01) as only new Jersey players previously named to first team...Co-winner of the Jennings Trophy with Philadelphia's R. Czechmanek & R. Esche, while named MVP by his teammates...Appeared in 73 games overall to match 2001-02 total; games played were second-most (M. Denis, CBJ) among goaltenders...Finished 41-23-9 overall; led league in wins for fifth time in career...In 6-0 decision Mar. 30 vs. NY Islanders, stopped all 19 shots he faced for his league-leading 9th Sho of the season/64th career...With the victory, improved to 40-22-8 for the season to become first netminder in league history to post four 40-win seasons...Allowed goal with just 1:58 remaining Jan. 30 vs. Philadelphia to snap 265:03 personal Sho streak (272:54 team Sho streak) vs. Flyers that started Jan. 10, 2002...Named NHL Player of the Week for period ending Jan. 19; was 4-0-0, with 1 Sho, .947 save % and 1.25 gaa during stretch...Established NHL record with seven post-season Sho (J. Hasek, 6, '01-02)...Was 4-3, with an NHL record-tying 3 Sho (C. Benedict, MTL, maroons, '26 & F. McCoil, Tor, '45), .925 save % and 1.73 gaa in ScF vs. Anaheim...Total included back-to-back 3-0 Sho in games 1-2, May 27-29, marking the first back-to-back Sho in the ScF since 1952 (Sawchuk, DET), and the first time since '45 (McCoil) that it had been accomplished in first 2 games...Replaced in ScF for first time in career in game 6 at Anaheim; made 17 saves on 22 shots in 48:37 of action...**2001-02:** Appeared in league-leading 73 games with 4,347 minutes; finished second in NHL with 38 victories (Hasek, DET, 41)...Picked up his 1st Sho of season/300th lifetime victory Dec. 15 in 2-0 decision at Ottawa (39 saves)...In 448 appearances, became the third-fastest netminder in history to record 300 wins (Plante, MTL, 524; A. Moog, EDM, BOS, DAL, '54); at 29 years, seven months and nine days old, was youngest-ever to accomplish feat...Named NHL Player of the Week Mar. 25-31; was 3-0-0 with 1.67 gaa...Nineteen straight starts to open season through Nov. 20 were a career high...Represented Team Canada at 2002 Olympic Winter games; was 4-0-1, with 1.80 gaa en-route to gold medal...**2000-01:** Participated in NHL All-Star game for sixth straight year...Appeared in league-leading 72 games (also C. Kolzig, WSH) for second straight season; led NHL with 42 victories...Celebrated his NHL milestone 500th appearance Feb. 19 with 2-0 victory at Toronto (29 saves)...Posted his 50th career Sho Mar. 21 in 4-0 win vs. NY Rangers (11 saves)...Went 10-0-4, with 1 Sho, .927 save % and 1.82 gaa during team record-tying 14-game unbeaten streak Dec. 20-Jan. 24...Posted 11 consecutive victories Feb. 26-Mar. 23; recorded 2 Sho, .911 save % and 2.08 gaa during stretch...Was 3-4, with a .870 save % and 2.70 gaa in ScF vs. Colorado...Broke his own NHL record ('95, '99-00) with 97 overall appearances (72 reg-seas, & 25 post-season)...Posted his tenth career post-season Sho in game 3 of ECQF at Carolina (16 saves)...Recorded back-to-back Sho on two occasions: Apr. 15-17 vs. Carolina and May 17-19 vs. Pittsburgh...**1999-00:** Posted league-leading 43rd victory in season finale Apr. 8 vs. Florida...Recorded 40th Sho of NHL career with 3-0 decision Feb. 27 vs. Montreal (30 saves)...Was 10-0-0 in ten starts Jan. 3-26 (1 Sho, .921 save % & 2.09 gaa) and undefeated in 14 straight starts Dec. 26-Jan. 26 (12-0-2, 1 Sho, .915 save % & 2.18 gaa)...Named NHL Player of the Week for Jan. 3-9; was 4-0-0, with .901 save % and 2.47 gaa...Stopped Philadelphia's V. Zelepkun Oct. 30 on first ever PS faced...Credited with second career goal Feb. 15 vs. Philadelphia (first reg-seas.); tally marked first game winner by a goalie in history...Tied Parent's ('73-74, 47 reg-seas, & 12 playoffs) NHL record with 59 (43 & 16) overall wins...**1998-99:** Appeared in 70 games for second consecutive campaign; led league in games played and with 4,239 minutes...Was not replaced all season and did not have any relief efforts while leading league with 39 victories...Had season-high 9-game unbeaten streak Nov. 28-Dec. 23; was 6-0-3, with 1 Sho, .904 save % and 2.27 gaa during stretch...Tied NHL record with his 25th road victory of the season in Apr. 17 season finale at Nashville (4-1)...Posted his 200th career victory Apr. 14 with 2-1 decision at Buffalo...Selected by fans to start for North American squad at NHL All-Star game...**1997-98:** Earned Jennings Trophy for second straight season...Forty-three wins were first in NHL, 1.89 gaa (Belfour, DAL, 1.88) and 10 Sho (Hasek, BUF, 13) were second; reached 10-Sho mark for second

straight year...Became just the third goalie in nHL history to record back-to-back seasons with a gaa below 2.00 (Sawchuk, '50-'51 to '54-'55 & H. Lumley, '53-'54 to '54-'55)...appeared in his 300th nHL game apr. 3 vs. o t t a w a...Posted consecutive Sho for second time in 1997-98/fourth time in career mar. 26-'28...Had 11-game undefeated streak Feb. 2-mar. 12 (8-0-3, .929 save % & 1.51 gaa)...named nHL Player of the Week just prior to o l y m p i c break: was 3-0-0 with 2 Sho, .973 save % and 0.67 gaa...Posted second consecutive Sho with 2-0 decision Feb. 4 vs. Senators (19 saves); also picked up Sho in previous match Feb. 2 at o t t a w a (21 saves)...Was nHL Player of the Month for nov. (10-2-0, 1 Sho, .931 save % & 1.50 gaa)...Picked up 3rd Sho of season/25th of career in 4-0 decision dec. 4 at Pittsburgh (28 saves); was eighth-fastest goaltender in nHL history to reach 25-Sho mark...represented north america at all-Star game; also represented canada, but did not see any action during 1998 o l y m p i c Winter games...named to nHL Second all-Star Team and finished second in voting (Hasek, Buf.) for the v e z i n a Trophy...**1996-97**: Finished first in nHL with a 1.88 gaa and ten solo Sho; was first goalie since Parent in 1973-74 to lead nHL with a gaa under 1.90 and first since dryden in 1976-77 to record 10 Sho...along with dunham, recorded devils' second all-time team Sho (r. Low & g. resch, dec. 4, '83) in 4-0 win nov. 9 vs. ny rangers (59:19, 19 saves)...named to nHL's Second all-Star Team for first time...Had Sho in three straight starts mar. 27-apr. 4; dressed, but did not play mar. 30...Was 19-3-8, with 6 Sho, .942 save % and 1.46 gaa after the all-Star break...Set devils' record for most career wins with 107 (Terry, 106) during 4-1 decision Feb. 15 at montreal; picked up his 100th career victory Jan. 14 in 4-2 decision vs. Boston...Picked up his 3rd Sho of season with 0-0 T tie dec. 23 vs. Buffalo (37 saves)...Finished second in the voting for v e z i n a Trophy...Became just second goaltender (r. Hextall, Phil., '89) in nHL history to post a goal in post-season play, apr. 17 vs. montreal...represented canada at inaugural World Cup of Hockey tourney...**1995-96**: made 44 straight starts in goal Jan. 3 through apr. 13 season closer and 52 straight appearances dec. 15-apr. 13...Had season-high 10-game unbeaten streak Feb. 23-mar. 15 (7-0-3, 1 Sho, .931 save % & 1.84 gaa)...Selected as Eastern conference's starting goaltender for all-Star game; stopped all 12 first-period shots he faced in his first all-Star appearance...represented canada at 1996 World championships in vienna...**1994-95**: Played in 40 of 48 games and started 38...recorded first set of back-to-back Sho in team history apr. 5 at o t t a w a (21 saves) and apr. 9 vs. ny rangers (32 saves)...Posted 3 playoff Sho, including two back-to-back in games 1 and 2 of Ec QF vs. Boston (23 saves each); 3 Sho in a series tied an nHL mark (since tied)...Was 4-0 with a .913 save % and 1.75 gaa in ScF vs. detroit...**1993-94**: Following injury to P. Sidarkiewicz, earned spot on opening-night roster behind starter Terrieri...made season debut o c t. 8 at Washington and went on to alternate starts with Terrieri over first 23 games...Began campaign 3-0-0, including 1st career Sho o c t. 20 vs. anaheim (17 saves)...recorded 11-game undefeated streak from Feb. 28-mar. 29 (9-0-2, .937 save % & 1.71 gaa)...Was 8-9 in playoffs with 1 Sho, .928 save % and 1.95 gaa...Stopped 49 of 50 shots in 4 o t loss in game 6 of Ec QF at Buffalo...capped campaign with selection to all-r o o k i e Team and by winning Calder Trophy as nHL's top rookie...**1992-93**: Spent first full pro season with utica (aHL)...minor right knee injury as season neared resulted in o c t. 23 arthroscopy which delayed his first appearance until nov. 13...**OTHER**: made nHL debut mar. 26, 1992 after double-emergency recall from St. Hyacinthe (QMJHL) with both Terrieri and c. Lindbergh ailing...devils made draft-day deal with calgary to select Brodeur 20th overall in 1990.

HIGHLIGHTS

1st nHL gP/Start/Win: 3/26/92, Bos. 2 @ nJ 4 (24 saves) • 1st nHL Sho: 10/20/93, ana. 0 @ nJ 4 (17 saves) • 1st nHL G o d: 2/15/00, Phi. 2 @ nJ 4 • 1st nHL assist: 1/31/95, Buf. 1 @ nJ 2 • 1,200th nHL gP: 2/9/13, Pitt. 1 @ nJ 3 (24 saves) • most Shots against in game: 51; 1/12/10, nJ 1 @ nyr. 0 (So) • most Saves in game: 51; 1/12/10, nJ 1 @ nyr. 0 (So) • Longest unbeaten Streak: 14; 12/20/00-1/24/01 (10-0-4, 1 Sho, 1.82 gaa, .927 save %); 12/26/99-1/26/00 (12-0-2, 1 Sho, 2.18 gaa, .915 save %); 1/4-2/20/97 (8-0-6, 1 Sho, 1.45 gaa, .940 save %) • Longest Winning Streak: 11; 3/28-4/18/06 (1.98 gaa, .938 save %); 2/26-3/21/01 (2 Sho, 2.28 gaa, .911 save %) • Longest Sho Streak: 21:35:2; 3/25 (2:13), 3/27 (59:56), 4/1 (60:00), 4/4 (60:00), 4/8/97 (31:43) • gP Streak: 57; 12/15/95-4/13/96 (52), 10/5-18/96 (5) • Start Streak: 51; 1/8-4/6/08 (41), 10/10-11/1/08 (10) • Penalties: 55 min., 1 match • multiple-Pt. games: none.

PERSONAL

married g enie v i e n a u t, summer 2008...Has five children: anthony, a goaltender who was a 2013 devils' draft pick (7th round, 208th overall) and plans to play in g a t i n e a u (QMJHL) this season; William, who plays forward for Shattuck St. mary's H.S. (mn); Jeremy, also a goaltender, who was selected in the eighth round of the o h L draft by o s h a w a; daughter, anabelle and son, maxime...Won the EA Sports NHL 2014 vote, as selected by the fans, to be on the cover of the popular video game...Wears the initials of his kids, along with three Stanley cups and two olympic gold medals, on the back of his mask; added his two English bulldogs, Stanley and vez, this season...Stanley wears a Stanley cup-shaped dog tag that includes a "3" for 1995, 2000 and 2003...vez's tag, the v e z i n a Trophy, commemorates earning the top goalie award in 2003, 2004, 2007 and 2008...The backplate also includes a tribute to his father denis' legendary career as a hockey photographer; was the longtime photographer for both the Expos and canadiens...His dad was also a Bronze medal-winning goalie on the 1956 canadian olympic Team and a minor league shortstop briefly in north dakota...Brother, claude, spent five years as a pitcher in montreal Expos organization before an arm injury derailed his career...Became a u.S. citizen on december 1, 2009 in newark, nJ, just blocks from Prudential center...Joined c b c's *Hockey Night in Canada* studio panel during the 2013 nHL Playoffs...Helped raise funds for the g a r y c a r t e r Foundation by signing photos of him standing on the Bell centre ice with a tribute photo of g a r y under him, following c a r t e r's passing in february 2012...Joined other prominent canadians in Labatt's Take the Pledge campaign against drinking and driving...named 2010 *Forty Under 40* winner by NJ BIZ magazine, recognizing individuals who share a commitment to business growth, professional excellence and the community...Honored June 18, 2009 by the New Jersey assembly and Senate; ceremony took place at the new Jersey State House in Trenton...recognized by his hometown of St. Leonard, Que., in a ceremony at martin Brodeur arena on July 8, 2009; received a proclamation from the town, the medal of the Province of Quebec and a bronze bust and plaque presented by the nHL...involved with *Project Porchlight*, a campaign to switch to c F L light bulbs to save energy and money...Hosts an annual charity golf tournament in montreal during the off-season, donating a portion of this year's proceeds to the montreal neurological institute; has raised more than \$500K for various charities...Held a street hockey game for the Stanley cup in 1995, '00 and '03.

SHUTOUTS

NO.	DATE	SCORE	NO.	DATE	SCORE
1.	10/20/93	anaheim 0 at dEviLS 4	62.	2/12/03	dEviLS 3 at Phoenix 0
2.	1/19/94	dEviLS 4 at Winnipeg 0	63.	3/18/03	dEviLS 1 at montreal 0
3.	3/13/94	dallas 0 at dEviLS 4	64.	3/30/03	ny islanders 0 at dEviLS 6
4.	2/20/95	dEviLS 2 at Washington 0	65.	10/28/03	dEviLS 4 at ny islanders 0
5.	4/05/95	dEviLS 2 at o t t a w a 0	66.	11/08/03	dEviLS 1 at o t t a w a 0
6.	4/09/95	ny rangers 0 at dEviLS 2	67.	11/15/03	ny rangers 0 at dEviLS 5
7.	10/07/95	Florida 0 at dEviLS 4	68.	11/25/03	dEviLS 4 at Los angeles 0
8.	11/14/95	Hartford 0 at dEviLS 1	69.	12/04/03	Washington 0 at dEviLS 3
9.	1/03/96	dEviLS 1 at c o l o r a d o 0	70.	12/10/03	ny islanders 0 at dEviLS 1 (o T)
10.	2/10/96	ny rangers 0 at dEviLS 3	71.	12/13/03	dEviLS 2 at Philadelphia 0
11.	2/18/96	Washington 0 at dEviLS 3	72.	12/18/03	dEviLS 3 at atlanta 0
12.	3/15/96	Tampa Bay 0 at dEviLS 5	73.	1/10/04	dEviLS 1 at Toronto 0
13.	11/06/96	dEviLS 2 at detroit 0	74.	1/23/04	montreal 0 at dEviLS 2
14.	*11/09/96	ny islanders 0 at dEviLS 4	75.	3/30/04	ny rangers 0 at dEviLS 5
15.	12/03/96	Florida 0 at dEviLS 2	76.	1/03/06	Florida 0 at dEviLS 3
16.	12/23/96	Buffalo 0 at dEviLS 0 (o T)	77.	1/09/06	Philadelphia 0 at dEviLS 3
17.	1/03/97	dEviLS 1 at o t t a w a 0	78.	1/13/06	vancouver 0 at dEviLS 3
18.	2/13/97	Hartford 0 at dEviLS 4	79.	1/24/06	dEviLS 4 at ny islanders 0
19.	3/13/97	Hartford 0 at dEviLS 6	80.	2/03/06	c a r o l i n a 0 at dEviLS 3
20.	3/27/97	ny rangers 0 at dEviLS 4	81.	10/06/06	dEviLS 4 at c a r o l i n a 0
21.	4/01/97	dEviLS 1 at Washington 0	82.	10/26/06	Florida 0 at dEviLS 2
22.	4/04/97	Tampa Bay 0 at dEviLS 3	83.	10/28/06	c o l u m b u s 0 at dEviLS 1
23.	4/11/97	Boston 0 at dEviLS 2	84.	12/08/06	Philadelphia 0 at dEviLS 2
24.	10/23/97	dEviLS 5 at Philadelphia 0	85.	12/26/06	Pittsburgh 0 at dEviLS 3
25.	11/08/97	Boston 0 at dEviLS 2	86.	12/30/06	dEviLS 2 at ny islanders 0
26.	12/04/97	dEviLS 4 at Pittsburgh 0	87.	1/07/07	dEviLS 3 at montreal 0
27.	12/13/97	dEviLS 3 at Toronto 0	88.	1/16/07	ny rangers 0 at dEviLS 1
28.	2/02/98	dEviLS 1 at o t t a w a 0	89.	1/26/07	dEviLS 2 at Tampa Bay 0
29.	2/04/98	o t t a w a 0 at dEviLS 2	90.	2/08/07	ny islanders 0 at dEviLS 2
30.	3/12/98	dEviLS 2 at c a r o l i n a 0	91.	2/17/07	dEviLS 2 at ny islanders 0
31.	3/18/98	anaheim 0 at dEviLS 3	92.	2/27/07	dEviLS 1 at Pittsburgh 0
32.	3/26/98	dEviLS 2 at c o l o r a d o 0	93.	11/23/07	dEviLS 3 at atlanta 0
33.	3/28/98	dEviLS 3 at Phoenix 0	94.	11/30/07	montreal 0 at dEviLS 4
34.	11/11/98	montreal 0 at dEviLS 3	95.	12/23/07	dEviLS 1 at c a l g a r y 0 (o T)
35.	12/01/98	dEviLS 4 at Washington 0	96.	1/04/08	Philadelphia 0 at dEviLS 3
36.	1/28/99	dEviLS 2 at Boston 0	97.	10/16/08	dEviLS 1 at atlanta 0
37.	4/08/99	Washington 0 at dEviLS 1	98.	10/22/08	dallas 0 at dEviLS 5
38.	10/09/99	Tampa Bay 0 at dEviLS 1	99.	2/26/09	c o l o r a d o 0 at dEviLS 4
39.	12/09/99	dEviLS 4 at c h i c a g o 0	100.	3/01/09	Philadelphia 0 at dEviLS 3
40.	1/21/00	ny islanders 0 at dEviLS 4	101.	3/20/09	minnesota 0 at dEviLS 4
41.	2/27/00	montreal 0 at dEviLS 3	102.	10/17/09	c a r o l i n a 0 at dEviLS 2
42.	3/10/00	dEviLS 9 at atlanta 0	103.	12/07/09	dEviLS 3 at Buffalo 0
43.	3/31/00	atlanta 0 at dEviLS 4	104.	12/21/09	dEviLS 4 at Pittsburgh 0
44.	10/28/00	dEviLS 9 at Pittsburgh 0	105.	12/30/09	Pittsburgh 0 at dEviLS 2
45.	12/01/00	ny islanders 0 at dEviLS 0 (o T)	106.	1/05/10	dallas 0 at dEviLS 4
46.	12/11/00	atlanta 0 at dEviLS 4	107.	1/12/10	dEviLS 1 at ny rangers 0 (So)
47.	12/22/00	dEviLS 2 at Florida 0	108.	1/20/10	Florida 0 at dEviLS 2
48.	2/06/01	dEviLS 4 at montreal 0	109.	4/03/10	dEviLS 4 at c a r o l i n a 0
49.	2/19/01	dEviLS 2 at Toronto 0	110.	4/06/10	dEviLS 3 at atlanta 0
50.	3/04/01	Tampa Bay 0 at dEviLS 6	111.	10/13/10	dEviLS 1 at Buffalo 0
51.	3/21/01	ny rangers 0 at dEviLS 4	112.	10/21/10	dEviLS 3 at montreal 0
52.	4/07/01	dEviLS 2 at montreal 0	113.	12/15/10	Phoenix 0 at dEviLS 3
53.	12/15/01	dEviLS 2 at o t t a w a 0	114.	1/20/11	Pittsburgh 0 at dEviLS 2
54.	12/26/01	Pittsburgh 0 at dEviLS 4	115.	3/20/11	dEviLS 3 at c o l u m b u s 0
55.	3/10/02	dEviLS 3 at dallas 0	116.	3/26/11	dEviLS 0 at Pittsburgh 1 (So)
56.	4/10/02	Philadelphia 0 at dEviLS 1	117.	2/07/12	dEviLS 1 at ny rangers 0
57.	11/07/02	dEviLS 1 at Philadelphia 0	118.	3/15/12	c o l o r a d o 0 at dEviLS 1 (So)
58.	12/02/02	dEviLS 1 at Philadelphia 0 (o T)	119.	3/31/12	dEviLS 5 at c a r o l i n a 0
59.	12/30/02	St. Louis 0 at dEviLS 2	120.	1/22/13	Philadelphia 0 at dEviLS 3
60.	1/15/03	ny islanders 0 at dEviLS 5	121.	4/18/13	dEviLS 3 at Philadelphia 0
61.	1/28/03	detroit 0 at dEviLS 1			

* Shared with m. dunham

ALL-STAR APPEARANCES

YEAR	TEAM	GP	MINS	GA	GAA	RESULT
1996	Eastern conference (nJ)*	1	20	0	0.00	-
1997	Eastern conference (nJ)	1	20	4	12.00	W
1998	north america (nJ)	1	20	2	6.00	W
1999	north america (nJ)*	1	20	1	3.00	-
2000	north america (nJ)	1	20	2	6.00	L
2001	north america (nJ)	1	20	5	15.00	W
2003	Eastern conference (nJ)	1	20	1	3.00	-
2004	Eastern conference (nJ)*	1	20	1	3.00	-
2007	Eastern conference (nJ)	1	20	6	18.00	-
2008	Eastern conference (nJ)*	1	20	6	18.00	-
Totals		9	180	22	7.33	3-1-0

* indicates starter as selected by the fans.

PENALTY SHOTS

DATE	OPPOSITION	RESULT	SCORE
10/30/99	vs. valeri Zelepukin, Phi.	Save	nJ 3 @ Phi. 5
11/24/99	vs. Fredrik o l a u s s o n, ana.	Score	nJ 2 @ ana. 1
2/27/01	vs. dave Scatchard, nyl	Save	nJ 4 @ nyl 1
12/15/05	vs. marian Hossa, atl.	Save	nJ 3 @ atl.
12/07/07	vs. daniel Briere, Phi.	Save	Phi. 2 @ nJ 4
10/10/08	vs. Kyle c k p o s o, nyl	Save	nyl 1 @ nJ 2
10/09/10	vs. alex o v e c h k i n, Wsh.	Score	nJ 2 @ Wsh. 7
11/01/11	vs. Henrik Sedin, van.	Score	nJ 0 @ van. 3
3/17/12	vs. c h r i s Kunitz, Pitt.	Save	Pitt. 5 @ nJ 2
4/10/13	vs. Johnny Boychuk, Bos.	Save	Bos. 5 @ nJ 4
4/20/13	vs. Quinton Howden, Fla.	Save	Fla. 2 @ nJ 6



20

HEIGHT: 6-1
WEIGHT: 205 LBS.
SHOOTS: LEFT
BORN: 08/03/1983
WHITE Bear Lake, mn

SEASON: 7TH NHL/
 3rd nJ
DRAFTED: noT
 drafted, Signed
 as Free Agent

20 • RYAN CARTER • LW

LAST SEASON: Established career highs with six goals/nine assists/15 points, despite playing in just 44 games...recorded points in career-high three straight games twice: mar. 2-5 (4a) and Jan. 31-Feb. 3 (1g-3a-4pts)...also had points in back-to-back games apr. 18-20 (2g-1a-3pts) and mar. 29-30 (1g-1a-2pts)...Total included three multiple-point games: 1g-1a apr. 20 vs. Florida, 2a mar. 4 at Toronto and 1g-1a Jan. 31 vs. ny islanders...notched first career shorthanded goal mar. 29 at Tampa Bay...appeared in his 100th game in a devils' sweater apr. 7 at Buffalo...activated off injured reserve list mar. 1; missed four contests Feb. 21-28 with upper body injury...represented Bronze medal-winning United States at 2013 World Championship (1g-1a-2pts), marking first-ever international action.

CAREER

2011-12: Saw action in 72 games overall, including seven with Florida and 65 with new Jersey; stats showed 4g-4a-8pts...recorded points in back-to-back contests mar. 29-31 (1g-1a-2pts) and mar. 6-8 (1g-1a-2pts)...Posted season-high 1g-1a-2pts in his 200th career NHL game nov. 19 at Tampa Bay...returned to lineup Feb. 24 vs. vancouver; activated/removed from injured reserve list earlier that day...missed 9 games Feb. 4-21 with non-displaced finger fracture suffered Feb. 2 vs. montreal; was a healthy "scratch" dec. 28 vs. Buffalo...recorded first point in a devils' sweater/season with goal nov. 12 at Washington...made new Jersey debut oct. 27 at Phoenix; claimed off waivers from Florida the previous day...Scoreless with six penalty minutes with Panthers; had 14g-21a-35pts and 191 Pim in 189 career games with anheim, carolina and Florida at time of transaction...Was devils' first waiver acquisition since S. Brookbank on oct. 2, 2007...appeared in 23 of 24 games for first post-season action since 2009; missed game four of Eastern conference Semifinals vs. Philadelphia (ill)...Established career highs with five goals/seven points and two game-winning goals...Led squad with 3g during EcF vs. ny rangers (tie w/Z. Parise), including gWg in game 5...**2010-11:** Began campaign with anheim; traded to carolina, then Florida later in the season...Totalled 3g-6a-9pts with 66 Pim in 62 games overall...Total included points in back-to-back games dec. 4-10 (2a) and nov. 5-7 (2a)...missed 17 games with an upper body injury, as well as two contests with mild concussion...**2009-10:** appeared in 38 games during third/final full season with anheim...matched then-career highs with 4g and 9pts...recorded 2g in apr. 11 season finale vs. Edmonton and two assists oct. 30 vs. vancouver...Played in his 100th career NHL game/recorded season-high 9 Pim Jan. 14 at Los angeles...goal oct. 14 vs. minnesota marked his last career regular-season gW tally prior to joining new Jersey...missed 3 games oct. 21-26 with bruised foot and 22 contests nov. 13-dec. 26 with fractured right foot...**2008-09:** Set career highs with 48 games played (since surpassed), 6a (since surpassed); matched career best with 9pts (since surpassed)...Posted points in back-to-back games in first two appearances of season oct. 12-14 (1g-1a-2pts)...recorded lone gWg nov. 2 vs. calgary...Posted career-high 15 Pim dec. 7 vs. columbus (since surpassed)...collected 2g-3a-5pts during third consecutive trip to

Stanley cup Playoffs...notched first career nHL post-season goal in game 5 of WcQF at San Jose...**2007-08:** Split campaign between anheim and Portland (aHL) for last minor-league stint of career...opened season on ducks' roster; assigned to/recalled from aHL Pirates twice...made nHL regular-season debut Sept. 30 in Premiere 2007 against Los angeles in London, UK; made post-season debut the previous season...notched first two nHL goals/first career multiple-point game against current teammate m. Brodeur less than eight minutes apart in the first period Feb. 8 at new Jersey...Suffered fractured right wrist Feb. 20 vs. colorado; missed 17 games before returning for regular-season finale apr. 6 vs. Phoenix...appeared in 13 aHL contests; stats included points in back-to-back games nov. 23-24 (2a)...**2006-07:** Spent entire regular-season in Portland after signing free-agent contract with ducks' organization July 12...Finished tied for third on Pirates with 16g; was tied for fourth with 20a/36pts...aHL total showed three season-high three-game point-scoring streaks, most recently mar. 18-23 (1g-2a-3pts) and seven season-high two-point efforts, most recently 2g apr. 15 vs. Hartford...a member of anheim's Stanley cup championship team; appeared in four playoff games, including game 4 of ScF at o hawa...made nHL debut in game 4 of WcF vs. detroit...**OTHER:** Spent two seasons, 2004-05 and 2005-06, at minnesota St. mankato (WcHa); finished second on mavericks with 19g and third with 35pts his final season...Thirty-four goals over the two seasons were tops on the squad...also played two years with green Bay (uSHL).

HIGHLIGHTS

1st nHL gP: 9/30/07, ana. 1 @ La 4 • 1st nHL goal: 2/8/08, ana. 2 @ nJ 1 vs. m. Brodeur • 1st nHL assist: 12/19/07, c.o.l. 1 @ ana. 2 (oT) • most goals in game: 2: 4/11/10, Edm. 2 @ ana. 7; 2/8/08, ana. 2 @ nJ 1 • most assists in game: 2: 3/4/13, nJ 2 @ Tor. 4; 10/30/09, van. 2 @ ana. 7 • most Pts. in game: 2: 7 times, last time 4/20/13, Fla. 2 @ nJ 6 (1g-1a) • most Pim in game: 17; 12/26/11, nJ 2 @ car. 4 (min., maj., game misc.) • most Shots in game: 6: 3/13/13, Phi. 2 @ nJ 5; 1/15/08, dal. 2 @ ana. 4 • gP Streak: 39; 2/24-4/7/12 (23), 1/19-2/8/13 (16) • goal-Scoring Streak: 2: 4/18-20/13 (2g); 2/8-10/08 (2g) • assist-Scoring Streak: 3: 3/2-5/13 (4a); 1/31-2/3/13 (3a) • Point-Scoring Streak: 3: 3/2-5/13 (0g-4a-4pts); 1/31-2/3/13 (1g-3a-4pts) • Penalties: 88 min., 20 maj., 2 misc., 1 game misc. • multiple-Pt. games: 7 2-pt. games.

PERSONAL

ryan and his wife, Erin, welcomed their first child, daughter margaret Jean, on august 2, 2012...Enjoys the music of c had "c.K." Brownlee, ryan's former college teammate at minnesota State-mankato, who started his country music career after one season in the EcHL...His favorite meal is breakfast, specifically Eggs Benedict, while *Anchorman* is his favorite movie...Sharing the experience in the locker room with his family and friends after winning the Stanley cup in 2007 with anheim ranks as his favorite hockey memory...First job was packing ice in a warehouse for northstar ice...Participates in the Leave a Legacy program highlighting players who decided to stay home and play four years of minnesota high school hockey.

VS. NHL

	GP	G	A	PTS	PIM		GP	G	A	PTS	PIM		GP	G	A	PTS	PIM
ANA	1	0	0	0	0	EDM	8	2	1	3	12	PHI	14	1	0	1	6
BOS	13	0	0	0	8	FLA	10	1	2	3	2	PHX	10	1	0	1	2
BUF	11	0	1	1	6	LA	10	1	2	3	13	PIT	16	1	2	3	33
CGY	6	2	0	2	5	MIN	11	1	0	1	8	SJ	11	0	1	1	18
CAR	7	2	0	2	23	MTL	8	0	2	2	2	STL	6	0	0	0	9
CHI	7	0	1	1	4	NSH	9	0	3	3	11	TB	15	3	3	6	15
COL	8	0	1	1	2	NJ	6	2	0	2	2	TOR	12	0	3	3	5
CBJ	7	1	0	1	17	NYI	19	1	4	5	26	VAN	6	0	2	2	2
DAL	15	0	5	5	10	NYR	16	1	1	2	30	WSH	10	1	0	1	6
DET	9	2	0	2	4	OTT	9	0	0	0	16	WPG	8	1	0	1	9

YEAR	TEAM	LEAGUE	REGULAR SEASON										PLAYOFFS									
			GP	G	A	PTS	+/-	PIM	PP	SH	GW	GT	S	GP	G	A	PTS	PIM				
2002-03	green Bay	uSHL	55	19	17	36	-	94	-	-	-	-	-	-	-	-	-	-	-	-	-	-
2003-04	green Bay	uSHL	59	22	23	45	-	131	-	-	-	-	-	-	-	-	-	-	-	-	-	-
2004-05	minnesota State	WcHa	37	15	8	23	-	44	-	-	-	-	-	-	-	-	-	-	-	-	-	-
2005-06	minnesota State	WcHa	39	19	16	35	-	71	-	-	-	-	-	-	-	-	-	-	-	-	-	-
2006-07	Portland	aHL	76	16	20	36	-	85	-	-	-	-	-	-	-	-	-	-	-	-	-	-
2007-08	anheim	nHL	-	-	-	-	-	-	-	-	-	-	-	4	0	0	0	0	0	0	0	0
	anheim	nHL	34	4	4	8	2-	36	0	0	1	-	56	6	0	0	-	-	-	-	-	-
	Portland	aHL	13	3	2	8	-	38	-	-	-	-	-	-	-	-	-	-	-	-	-	-
2008-09	anheim	nHL	48	3	6	9	3	52	0	0	1	-	40	10	2	3	5	0	-	-	-	-
2009-10	anheim	nHL	38	4	5	9	0	31	0	0	1	-	38	-	-	-	-	-	-	-	-	-
2010-11	anheim	nHL	18	1	2	3	4-	22	0	0	0	-	23	-	-	-	-	-	-	-	-	-
2011-12	carolina	nHL	32	0	3	3	0	22	0	0	0	-	26	-	-	-	-	-	-	-	-	-
	Florida	nHL	12	2	1	3	3	22	0	0	0	-	14	-	-	-	-	-	-	-	-	-
	Florida	nHL	7	0	0	0	1-	6	0	0	0	-	3	-	-	-	-	-	-	-	-	-
2012-13	dEVILS	nHL	65	4	4	8	12-	84	0	0	0	-	47	23	5	2	7	32	-	-	-	-
	dEVILS	nHL	44	6	9	15	2-	31	0	1	1	-	63	-	-	-	-	-	-	-	-	-
	united States	Wc-a	10	1	1	2	-	10	-	-	-	-	-	-	-	-	-	-	-	-	-	-
DEVILS TOTALS			109	10	13	23	14-	115	0	1	1	-	110	43	5	2	7	32				
NHL TOTALS			298	24	34	58	15-	306	0	1	4	-	310	43	7	5	12	38				

Signed as a free agent by anheim, July 12, 2006. Traded to carolina by anheim for Stefan c haupt and matt Kennedy, november 23, 2010. Traded to Florida by carolina with carolina's fifth-round choice (later traded to atlanta, later traded to San Jose-Sean Kuraly) in 2011 Entry draft for cory Stillman, February 24, 2011. claimed off waivers by dEVILS from Florida, october 26, 2011.





29

HEIGHT: 6-3
WEIGHT: 225 LBS.
SHOOTS: LEFT
BORN: 09/30/1982
 ST. JOHNS, Nfld.

SEASON: 9TH NHL/
 1ST NJ
DRAFTED: San Jose SE's
 5TH CHOICE (6TH
 ROUND), 175TH
 OVERALL, IN 2001
 ENTRY DRAFT

29 • RYANE CLOWE • LW

LAST SEASON: Split campaign between San Jose (28 games) and NY Rangers (12); traded for first time in NHL career...Totalled three goals/16 assists/19 points overall; notched all 3g following Apr. 2 transaction...Posted season-high three-game assist/point-scoring streak Apr. 18-21 (1g-3a-4pts); also had assists/points in back-to-back games Mar. 27-28 (2a), Mar. 9-10 (2a) and Jan. 24-26 (3a)...Recorded three multiple-point games, including season-high 2g-1a-3pts in New York debut Apr. 3 vs. Pittsburgh...also had 1g-1a-2pts Apr. 19 at Buffalo and 2a Jan. 26 vs. Colorado...appeared in his 400th career NHL contest Jan. 27 vs. Vancouver...Served two-game suspension Feb. 23-26 for leaving the bench/starting an altercation Feb. 22 at Chicago; was assessed a roughing penalty and game misconduct...missed four contests Mar. 18-25 due to shoulder injury...injuries also limited playing time to just two playoff games...Served as an assistant coach with San Francisco (ECHL) during NHL work stoppage.

CAREER

2011-12: appeared in 76 games; saw action in 304 of 328 contests (92.7%) over a four-season stretch 2008-09 to 2011-12...Stats showed 17g-28a-45pts overall; reached 100-goal mark in NHL career Apr. 3 at Dallas...Recorded two season-high four-game point-scoring streaks: Feb. 2-10 (1g-5a-6pts) and Nov. 3-10 (1g-3a-4pts)...Posted nine multiple-point games, including two season-high three-point efforts: 1g-2a Mar. 19 vs. Anaheim and three assists Feb. 4 at Phoenix...Led San Jose with 97 penalty minutes; total included 21 minors, nine majors and one misconduct...Finished tied for second in NHL (5 others) with four game-deciding goals (5-11 So, 45.5%); trailed only New Jersey's I. Kovalchuk (7)...missed five matches Jan. 19-31 with an upper body injury...Tied for Sharks' lead (L. Couture & J. Thornton) with 3a in Stanley Cup Playoffs...**2010-11:** Established career highs with 24 goals/62 points and plus-13 mark; matched career high with 38a (2009-10)...Recorded two 5-game point-scoring streaks over a 12-game stretch Mar. 8-Apr. 2 (6g-8a-14pts); also notched points in five straight Dec. 6-13 (4g-5a-9pts)...Posted 16 multiple-point efforts, including 1g-2a-3pts Mar. 26 at Phoenix and Nov. 13 vs. Calgary...also had two 2g games: Mar. 10 vs. Vancouver and Dec. 11 vs. Chicago...Reached/surpassed 100-assist mark in NHL career Nov. 13; registered his 200th career NHL point with goal Feb. 22 at Detroit; played in his 300th game Feb. 19 vs. Colorado...missed four contests Jan. 15-22 with lower body injury, snapping career-high 129 consecutive games-played streak...also missed last 3 games of regular-season schedule Apr. 6-9 with lower body injury...Played in 17 of 18 playoff games; finished with career-high 6g-9a-15pts en route to Western Conference Finals...matched career high with 3a in game four of WC SF at Detroit...Posted 2g in games 3-4 of WC QF at Los Angeles; also had 3a in game 1...**2009-10:** appeared in all 82 games for only time in NHL career...Set career highs with 38a (since tied), 189 shots, and team-leading 131 Pim...Reached 100pt mark in NHL career with assist Oct. 30 vs. Colorado...notched career-high 10-game point-scoring stretch Nov. 17-Dec. 9 (5g-7a-12pts)...Totalled ten 2pt games, including 2g Jan. 19 at Los Angeles...Scored on first career penalty shot attempt (gwg) Dec. 30 vs. Washington's M. neuvihr, marking San Jose's first of 2 PS goals (Thornton) that evening...Tied franchise record with +4 mark in game 6 of WC QF vs. Colorado...Posted 2a in game 2, including overtime helper...**2008-09:** a member of San Jose's Presidents' Trophy-winning team...Finished tied for first on squad with career-high 11 power play goals (P. Marleau, D. Setoguchi & Thornton); entered campaign with 6 career PPG...Recorded two season-high 4-game point-scoring streaks over a 9-game stretch on two occasions: Jan. 10-Feb. 5 (3g-9a-12pts) and Oct. 18-Nov. 6 (8g-3a-11pts)...Early-season stretch included career-high 4-game goal-scoring streak Oct. 30-Nov. 6 (5g)...notched 12 multiple-point games, including career-high 4a/pts Jan. 17 vs. Detroit...Posted 3a Feb. 10

at Boston and Nov. 28 at Dallas; also had 2g Nov. 22 vs. Washington and Nov. 6 vs. St. Louis...missed 11 games Mar. 19-Apr. 7 with lower body injury...**2007-08:** appeared in just 15 contests during third NHL season; missed 67 games Oct. 29-March 28 as the result of knee injury suffered Oct. 27 at Columbus...notched season-high 2g Oct. 7 at Colorado; had assists/points in back-to-back games Mar. 30-Apr. 1 (2a) and Oct. 15-18 (2a)...Finished post-season tied for first on San Jose (J. Pavelski) with 5g, including 2g in game 1 of WC QF vs. Calgary...**2006-07:** Saw action in 58 games during first full NHL season, including season-high 42 consecutive appearances Jan. 4 through end of regular-season schedule Apr. 7...Finished in the top-ten among first-year players with 16g (9th tie), 34pts (10th), 78 Pim (10th) and 3 game-winning goals (7th tie)...Total included season-high 6-game point-scoring streak Jan. 30-Feb. 13 (1g-7a-8pts)...Stats showed five season-high 3pt efforts over 14 appearances Jan. 6-Feb. 7, including lone career hat trick Jan. 6 vs. Columbus...also posted multiple-goal games with 2g-1a Jan. 13 at Phoenix and 2g Jan. 4 vs. Detroit...named NHL Rookie of the Month for January; posted 9g-7a-16pts in 11 games...missed 14 games Dec. 2-31 due to groin injury and eight early-season contests with foot injury...Completed post-season first among NHL rookies/tied for first on squad (M. Michalek) with 4g...Scored first career playoff goal/point in game 2 of WC QF at Nashville...**2005-06:** Split campaign between San Jose and Cleveland (AHL) for last minor-league stint of pro career...Barons' teammates included current Devils' forward S. Bernier...Recorded first two NHL points with 2a Oct. 8 at St. Louis...made NHL playoff debut in game 4 of WC SF at Edmonton...**2004-05:** named Cleveland's most valuable Player; led Barons with 27g, 35a and 62pts...also first on squad with +19 mark and 14 PPG...**2003-04:** made pro debut with Cleveland; finished tied for fourth among AHL rookies with 29a/14th with 40pts...**OTHER:** Split 2002-03 between Rimouski/Montreal (QMJHL); established three-year junior career highs with 49a/75pts...Completed 2000-01 season with Rimouski following promotion from Tier II juniors.

HIGHLIGHTS

1st NHL GP: 10/5/05, SJ 2 @ NSH, 3 • 1st NHL goal: 10/29/06, SJ 4 @ TB 2 vs. M. Denis • 1st NHL assist: 10/8/05, SJ 7 @ STL 6 • 400th NHL game: 1/27/13, VAN 0 @ SJ 5 • Most goals in game: 3; 1/6/07, CBJ 2 @ SJ 5 • Most assists in game: 4; 1/17/09, DET 5 @ SJ 6 • Most Pts. in game: 4; 1/17/09, DET 5 @ SJ 6 (4a) • Most Pim in game: 35; 1/27/13, VAN 0 @ SJ 5 (5 min., maj., misc., game misc.) • Most Shots in game: 8; 4 times, last time 4/10/10, PHX 2 @ SJ 3 (So) • GP Streak: 129; 4/9-11/09 (2), 10/1/09-4/10/10 (82), 10/8/10-1/13/11 (45) • Goal-Scoring Streak: 4; 10/30-11/6/08 (5g) • Assist-Scoring Streak: 5; 3/23-4/2/11 (6a); 1/30-2/7/07 (7a) • Point-Scoring Streak: 10; 1/17-12/9/10 (5g-7a-12pts) • Penalties: 128 min., 51 maj., 5 misc., 2 game misc. • Multiple-Pt. games: 47 2-pt. games, 12 3-pt. games, 1 4-pt. game.

PERSONAL

Nickname is "Clowie"...Favorite sport besides hockey is baseball; his dinner foursome would include former New York Yankees Babe Ruth, Mickey Mantle and Billy Martin...Lists steak as his favorite food...Favorite movies are *Slap Shot* and *Scarface*; *Sons of Anarchy* is his favorite television show...Enjoys the music of Tom Petty...if he wasn't a hockey player, would be a crab fisherman like his father...Favorite hockey memory was with San Jose, when they beat Detroit in game seven of the 2011 Western Conference Semifinals; the Sharks held a 3-0 series lead, Detroit won three straight, but San Jose triumphed on home ice...names Eric Lindros as his hockey idol, but his parents had the biggest influence on his career...Plays golf with current teammate and fellow Newfoundland native Michael Ryder.

VS. NHL

	GP	G	A	PTS	PIM		GP	G	A	PTS	PIM		GP	G	A	PTS	PIM
ANA	31	5	13	18	48	EDM	21	5	6	11	40	PHI	8	5	5	10	4
BOS	6	0	6	6	0	FLA	7	2	2	4	5	PHX	31	6	15	21	26
BUF	7	1	4	5	9	LA	36	7	9	16	48	PIT	8	3	3	6	20
CGY	20	7	8	15	41	MIN	19	3	10	13	15	SJ	0	0	0	0	0
CAR	7	1	5	6	4	MTL	4	1	1	2	6	STL	22	6	10	16	29
CHI	25	3	10	13	47	NSH	23	1	6	7	10	TB	7	3	2	5	11
COL	19	7	10	17	16	NJ	7	1	3	4	9	TOR	7	1	0	1	9
CBJ	21	6	9	15	36	NYI	5	1	1	2	7	VAN	22	5	7	12	78
DAL	30	9	16	25	42	NYR	4	2	0	2	5	WSH	8	4	2	6	0
DET	22	6	9	15	16	OTT	3	1	2	3	0	WPG	5	2	1	3	0

YEAR	TEAM	LEAGUE	REGULAR SEASON											PLAYOFFS						
			GP	G	A	PTS	+	-	PIM	PP	SH	GW	GT	S	GP	G	A	PTS	PIM	
1999-00	St. John's	nFaha	-	-	-	-	-	-	-	-	-	-	-	-	-	-	-	-		
2000-01	moncton	mJHL	30	21	22	43	-	-	-	-	-	-	-	-	-	-	-	-		
	rimouski	QmJHL	32	15	10	25	-	-	43	-	-	-	-	11	8	1	9	12		
2001-02	rimouski	QmJHL	53	28	45	73	-	-	120	-	-	-	-	7	1	6	7	2		
2002-03	rimouski	QmJHL	17	8	19	27	-	-	44	-	-	-	-	-	-	-	-	-		
	montreal	QmJHL	43	18	30	48	-	-	60	-	-	-	-	7	3	7	10	6		
2003-04	cleveland	aHL	72	11	29	40	-	-	97	-	-	-	-	8	3	1	4	9		
2004-05	cleveland	aHL	74	27	35	62	-	-	101	-	-	-	-	-	-	-	-	-		
2005-06	San Jose	nHL	18	0	2	2	2	-	9	0	0	0	-	14	1	0	0	0		
	cleveland	aHL	35	13	21	34	-	-	35	-	-	-	-	-	-	-	-	-		
2006-07	San Jose	nHL	58	16	18	34	4	-	78	4	0	3	-	93	11	4	2	6		
2007-08	San Jose	nHL	15	3	5	8	1	-	22	2	0	0	-	22	13	5	4	9		
2008-09	San Jose	nHL	71	22	30	52	8	-	51	11	0	1	-	161	6	1	1	2		
2009-10	San Jose	nHL	82	19	38	57	0	131	2	0	2	0	-	189	15	2	8	10		
2010-11	San Jose	nHL	75	24	38	62	13	100	5	0	2	-	-	185	17	6	9	15		
2011-12	San Jose	nHL	76	17	28	45	5	-	97	4	0	2	-	180	5	0	3	0		
2012-13	San Jose	nHL	28	0	11	11	4	-	79	0	0	0	-	65	-	-	-	-		
	ny rangers	nHL	12	3	5	8	5	14	1	0	0	-	22	2	0	1	1	1		

NHL TOTALS 435 104 175 279 18 581 29 0 10 - 931 70 18 28 46 97
 Traded to NY Rangers by San Jose for NY Rangers' second (Gabriel Paquin-Boudreau) and Florida's third-round (previously acquired-later traded to Phoenix-Yan-Pavel Laplante) choices in 2013 Entry draft and conditional second-round choice in 2014 Entry draft, April 2, 2013. Signed as a free agent by Devils, July 5, 2013.



29 • CLOWE • LW



26

HEIGHT: 6-1
WEIGHT: 195 LBS.
SHOOTS: LEFT
BORN: 04/13/1976
 Tr EBic , c ZEC H r EP.

SEASON: 16TH nHL/
 16TH nJ
DRAFTED: nEW
 JEr SEy'S 2nd
 c Hoic E, 51ST
 o vEr aLL, in 1994
 EnTr y dr aFT

26 • PATRIK ELIAS • LW

LAST SEASON: one of six players in devils' lineup – and one of just four forwards – to see action in all 48 games; appeared in every game for third time in 15-season nHL career...Led squad for sixth time with 22 assists/eighth time with 36 points, while finishing second with 14 goals (d. clarkson, 15)...r ecored points in season-high four straight games Feb. 10-16 (1g-5a-6pts); three straight mar. 5-9 (3g)/Jan. 25-29 (2g-4a-6pts); and in back-to-back games three times, most recently apr. 23-25 (1g-2a-3pts)...Led squad with nine multiple-point games, including four season-high three-point efforts over an 11-game span Jan. 27-Feb. 15...Total included 1g-2a Feb. 15 vs. Philadelphia, 1g-2a Jan. 27 at montreal; and back-to-back 3pt efforts with 1g-2a Feb. 7 vs. Tampa Bay and 3a Feb. 5 vs. ny rangers...Two-point outings included 2g apr. 20 vs. Florida; three 1-ga matches, most recently mar. 13 vs. Philadelphia; and 2a apr. 25 vs. Pittsburgh...Second assist Jan. 27 marked his 900th career nHL point; notched 100th career power play tally Jan. 25 vs. Washington, extending own franchise record...r e-signed with club July 4, 2013.

CAREER

Franchise's all-time leader with 375 goals/555 assists/930 points; also first with 104 power play goals and 234 multiple-point games...a member of new Jersey's 2000/03 Stanley Cup championship teams...continues as club's all-time playoff leader with 45g/80a/125pts, 21 PPG and six game-winning goals (tie)...**2011-12:** Led devils/finished seventh in nHL with 52a; second on team (i. Kovalchuk, 83)/tenth in league (tie, E. Karlsson, o.t.) with 78pts and fourth on club with 26g...r eached the 25-goal mark for seventh time/50-assist mark for second time...Tied for tenth in league with 13g-31a-44pts in 45 games during the 2012 calendar year...r ecored points in team season-high (tie, a. Henrique & Z. Parise) seven straight games on three occasions: Jan. 24-Feb. 9 (2g-6a-8pts), Jan. 6-19 (4g-7a-1pts) and o.c. 29-nov. 12 (2g-6a-8pts)...Posted 17 multiple-point games, including two season-high 1g-2a-3pt efforts: Jan. 17 vs. Winnipeg and Jan. 6 vs. Florida...Became third player to appear in 1,000 games for new Jersey during Jan. 6 contest (K. daneiko, 1,283 & m. Brodeur, 1,184)...With 2g dec. 17 at montreal, equaled/established franchise goal-scoring mark (J. MacLean, 347)...With 2a dec. 28 vs. Buffalo, reached 500a mark in nHL career...With PP tally nov. 2 vs. Toronto, became team's all-time PPG leader (MacLean, 92)...Scored game-deciding goals Feb. 17 vs. anahem and nov. 3 at Philadelphia...unsuccessful on penalty shot attempt Jan. 14 at Winnipeg (o. Pavelec)...**2010-11:** voted devils' most valuable Player by his teammates; was honored at apr. 7 awards Luncheon...Finished first on devils with 41a/62pts; second with 21g (Kovalchuk, 31), 7 PPG (Kovalchuk, 9) and 5 gW tallies (Kovalchuk, 9)...Eighty-one games played were his most since 2003-04 (82); missed contest nov. 27 vs. Philadelphia due to the birth of his daughter...Passed S. Stevens (956) into sole possession of third place on club's all-time games-played list apr. 2 vs. montreal; also passed S. niedermayer (892) nov. 1 at vancouver and J. MacLean (934) Feb. 1 vs. San Jose...r ecored season-high seven-game point-scoring streak Jan. 17-Feb. 3 (3g-5a-9pts); notched points in nine of 10 games played Jan. 9-Feb. 3 (5g-7a-12pts)...Posted 14 multiple-point games, including three three-point outings: franchise-record eighth career hat trick apr. 1 vs. Philadelphia, 3a Feb. 19 at carolina and 1g-2a Jan. 9 vs. Tampa Bay...r eached 800pt mark in nHL career Feb. 19; played in his 900th game nov. 20 at St. Louis...r epresented new Jersey in his first all-Star game appearance since 2002: posted 1g-1a-2pts...r ecored 4g-5a-9pts for Bronze medal-winning czech republic at World Championships...**2009-10:** Saw action in 58 of 69 games overall after making season debut nov. 6 vs. ny islanders...r ecored points in season-high eight straight contests dec. 7-21 (5g-5a-10pts)...Posted 13 multiple-point games, including team season-high (tie) 2g-2a-4pts nov. 28 vs. ny islanders...Total showed two season-high 3a games: mar. 23 vs. columbus and Jan. 2 at minnesota...Two-

point games included 2g apr. 10 vs. ny islanders/Jan. 5 vs. dallas/dec. 12 vs. Philadelphia...r eached/surpassed 300g mark dec. 12...Tied for second on team with 4 gWg (Z. Parise, 5)...Posted 2 gdg: Jan. 12 at ny rangers and dec. 5 vs. detroit...missed 10 games Jan. 18-Feb. 5 (concussion symptomatic); also missed first 13 games of campaign due to groin injury...Served czech republic as captain at 2010 Olympic Winter Games; posted 2g-2a-4pts in 5 games...**2008-09:** completed campaign with 295g-41a-706pts; passed MacLean (701) as team's all-time scoring leader with assist mar. 17 vs. c.hicago...Became club's all-time leader in assists, passing niedermayer (344) o.c. 18 at Washington...With 1g-1a-2pts dec. 27 at ny rangers, passed MacLean's franchise mark of 169 career multiple-point games...r eached 30g mark for fourth time in career; four 30g seasons are third-most in team history (MacLean & Parise, 5)...Second on devils with 31g (Parise, 45), 47a (Parise, 49), 78pts (Parise, 94) and career-high 12 PPG (Parise, 14)...Tied m. Sundin and J. Jagr for then-nHL record with 15th career overtime tally dec. 4 at Philadelphia (since tied, S. Fedorov/since surpassed, J. Jagr)...appeared in 800th career nHL game Feb. 11 vs. ny islanders, recorded 400th assist Feb. 6 at atlanta and posted 700th point with goal mar. 14 at montreal...r ecored points in team season-high ten straight games nov. 29-dec. 21 (8g-9a-7pts)...assists in five straight contests Feb. 3-11 (6a) were also a team season high...r ecored 23 multi-point games, including season-high 2g-2a-4pts dec. 19 vs. ottawa...Totalled four 3pt games: 3a Jan. 4 vs. ottawa, 1g-2a dec. 12 vs. ny rangers, 3a nov. 23 at Tampa Bay and 2g-1a nov. 15 vs. Washington...notched g dg Feb. 19 at Tampa Bay...missed five of 8 games mar. 23-apr. 7 with lower body injury...named nHL's Third Star of the Week for period ending dec. 21 with a league-high 3g-5a-8pts...r epresented czech republic at World Championship; posted 2g in three appearances...**2007-08:** Finished tied for team lead (Parise) with 8 gWg...Passed MacLean (57) for the most gWg in team history dec. 5 vs. Boston...Finished second on squad with 263 shots (Parise, 266) and 20g-35a-55pts overall (Parise, 65pts)...Tied niedermayer for the most assists in franchise history apr. 1 at ny islanders...r ecored points in season-high four straight games twice: Feb. 18-24 (1g-5a-6pts) and Jan. 4-10 (2g-3a-5pts)...Total included 14th career o.T tally mar. 7 vs. Tampa Bay, as well as 13th career o.T tally/one goal of contest dec. 23 at calgary...Had four season-high 3pt games: 1g-2a Feb. 4 vs. Pittsburgh, 2g-1a Jan. 22 at Philadelphia, 2g-1a dec. 5 vs. Boston and 2g-1a oct. 13 at atlanta...r ecored g dg apr. 6 vs. ny rangers and Jan. 8 vs. Buffalo...Played in his 700th career nHL game dec. 13 at Boston; missed 2 games dec. 29-Jan. 2 (sore groin), as well as five contests due to illness...Led squad with 4g-2a-6pts during Eastern conference Quarterfinals vs. ny rangers; recorded at least 1pt in all 5 games...**2006-07:** Led devils with 21g-48a-69pts overall; was fourth with 21g and first with 48a...also led

VS. NHL

	GP	G	A	PTS	PIM		GP	G	A	PTS	PIM		GP	G	A	PTS	PIM
ANA	17	4	2	6	6	EDM	16	7	8	15	8	PHI	81	35	45	80	58
BOS	57	23	20	43	24	FLA	54	25	23	48	18	PHX	19	6	9	15	4
BUF	54	10	28	38	22	LAK	16	6	8	14	2	PIT	80	23	46	69	38
CGY	16	6	3	9	6	MIN	11	4	4	8	0	SJ	17	8	10	18	6
CAR	51	21	31	52	18	MTL	58	24	25	49	42	STL	16	5	9	14	2
CHI	20	7	8	15	14	NSH	16	5	11	16	16	TB	49	17	31	48	12
COL	19	6	7	13	0	NJ	-	-	-	-	-	TOR	51	14	18	32	33
CBJ	11	3	6	9	0	NYI	82	32	49	81	29	VAN	15	7	6	13	2
DAL	19	5	17	22	10	NYR	78	20	49	69	27	WSH	55	21	33	54	32
DET	15	2	4	6	8	OTT	53	11	22	33	20	WPG	44	18	23	41	40

YEAR	TEAM	LEAGUE	REGULAR SEASON											PLAYOFFS						
			GP	G	A	PTS	+/-	PIM	PP	SH	GW	GT	S	GP	G	A	PTS	PIM		
1992-93	Poldi Kladno	cze.	2	0	0	0	-	-	-	-	-	-	-	-	-	-	-	-		
1993-94	Poldi Kladno	cze. r ep.	15	1	2	3	-	-	-	-	-	-	11	2	2	4	-			
1994-95	czech r epublic	EJC-a	5	2	5	7	-	2	-	-	-	-	-	-	-	-	-			
	Poldi Kladno	cze. r ep.	28	4	3	7	-	37	-	-	-	-	7	1	2	3	12			
1995-96	albany	aHL	74	27	36	63	-	83	-	-	-	-	4	1	1	2	2			
1996-97	devils	nHL	1	0	0	0	1	-	0	0	0	2	-	-	-	-	-			
	albany	aHL	57	24	43	67	-	76	-	-	-	-	6	1	2	3	8			
1997-98	devils	nHL	17	2	3	5	4	2	0	0	0	23	8	2	3	5	5			
	devils	nHL	74	18	19	37	18	28	5	0	6	147	4	0	1	1	0			
1998-99	albany	aHL	3	3	0	3	-	2	-	-	-	-	-	-	-	-	-			
	czech r epublic	Wc-a	3	1	0	1	-	0	-	-	-	-	-	-	-	-	-			
1998-99	devils	nHL	74	17	33	50	19	34	3	0	2	0	157	7	0	5	5			
1999-00	SK Trebic	cze.-2	2	2	1	3	-	-	-	-	-	-	-	-	-	-	-			
1999-00	Hc Pardubice	cze. r ep.	5	1	4	5	-	31	-	-	-	-	-	-	-	-	-			
	devils	nHL	72	35	37	72	16	58	9	0	9	1	183	23	7	*13	20			
2000-01	devils	nHL	82	40	56	96	*45	51	8	3	6	1	220	25	9	14	23			
2001-02	devils	nHL	75	29	32	61	4	36	8	1	8	0	199	6	2	4	6			
2002-03	czech r epublic	olymp.	4	1	1	2	-	0	-	-	-	-	-	-	-	-	-			
	devils	nHL	81	28	29	57	17	22	6	0	4	1	255	24	5	8	13			
2003-04	devils	nHL	82	38	43	81	26	44	9	3	9	0	300	5	3	2	5			
2004-05	czech r epublic	W cup	5	3	2	5	-	10	-	-	-	-	-	-	-	-	-			
2004-05	Znojmo	cze. r ep.	28	8	20	28	-	65	-	-	-	-	-	-	-	-	-			
	magnitogorsk	r us.	17	5	9	14	-	28	-	-	-	-	-	-	-	-	-			
2005-06	devils	nHL	38	16	29	45	11	20	6	0	3	-	142	9	6	10	16			
2006-07	czech r epublic	olymp.	1	0	0	0	-	2	-	-	-	-	-	-	-	-	-			
	devils	nHL	75	21	48	69	1	38	0	5	-	-	267	10	1	9	10			
2007-08	devils	nHL	74	20	35	55	10	38	7	0	8	-	263	5	4	2	6			
2008-09	czech r epublic	Wc-a	7	6	3	9	-	6	-	-	-	-	-	-	-	-	-			
	devils	nHL	77	31	47	78	18	32	12	2	6	-	247	7	1	2	3			
2009-10	czech r epublic	Wc-a	3	2	0	2	-	2	-	-	-	-	-	-	-	-	-			
	devils	nHL	58	19	29	48	18	40	3	1	4	-	145	5	0	4	4			
2010-11	czech r epublic	olymp.	5	2	2	4	-	2	-	-	-	-	-	-	-	-	-			
	devils	nHL	81	21	41	62	4	16	7	1	5	-	204	-	-	-	-			
2010-11	czech r epublic	Wc-a	9	4	5	9	-	6	-	-	-	-	-	-	-	-	-			
	devils	nHL	81	26	52	78	8	16	8	2	3	-	164	24	5	3	8			
2011-12	devils	nHL	48	14	22	36	5	22	5	1	0	-	118	-	-	-	-			

DEVILS TOTALS 1090 375 555 930 191 497 104 14 78 4 3036 162 45 80 125 89
NHL TOTALS 1090 375 555 930 191 497 104 14 78 4 3036 162 45 80 125 89
 EJC-a = all-Star Team (1994) • Played in aHL all-Star game (1997) • nHL all-r ookie Team (1998) • Played in nHL all-Star game (2000, 2002, 2011) • nHL First all-Star Team (2001) • c-o-Winner Bud Light Plus/minus award (2001)
 *Led League



team with 8g-23a-31pts during the man advantage...Saw action in 75 of 82 games, including 34 straight to start season through Dec. 22...Posted season-high 8-game point-scoring streak Nov. 27-Dec. 14 (5g-8a-13pts)...Second on club (S. Gomez, 15) with 14 multiple-point games, including six season-high 3pt outings...Three-point matches included five 1g-2a games, most recently Mar. 6 at Philadelphia, to establish franchise record with 37th career 3pt outing...Posted his 300th career NHL assist Dec. 22 at Washington; played in his 600th NHL game Oct. 14 vs. Philadelphia...With 1g-2a-3pts Dec. 1 vs. Pittsburgh, passed K. Muller (520pts) into second place on New Jersey's all-time point-scoring list...Recorded first career GDG Mar. 8 at Pittsburgh...Missed five straight contests Mar. 15-24 (slight groin)...Recorded 1g-9a-10pts while appearing in 10 of 11 playoff contests; missed game one of ECQF vs. Ottawa (Ill)...With 3a in series-clinching game of ECQF at Tampa Bay, became first Devils' player to reach/surpass 100pt mark in NHL playoff career...Posted lone playoff tally in game 1 vs. Lightning; 35g surpassed C. Lemieux (34) for most in team history...Named seventh captain in Devils' history Oct. 5...**2005-06:** Playing time was limited to 38 games, including season-high 20 straight appearances Mar. 10-Apr. 18...Made season debut Jan. 3 vs. Florida after missing first 39 games of season and training camp with hepatitis-A...Recorded points in nine of first ten appearances (4g-12a-16pts), including season-high (tie) 5-game point-scoring streak Jan. 17-24 (2g-6a-8pts)...Recorded assists in five straight Apr. 9-18 (7a) to match team season high (P. Martin, Dec. 26-Jan. 3)...First goal Apr. 16 vs. Philadelphia marked his 500th career point; was just third player in team history to reach milestone (MacLean, 701 & Muller, 520)...Recorded 12 multiple-point games overall, including team season-high (tie) 3g-2a-5pts Apr. 5 vs. Pittsburgh...Has four of the 25 five-plus point regular-season efforts in team history; seven career hat tricks set a team record (since surpassed)...Missed four contests Mar. 1-7 with bruised ribs...Led Devils with 6g-10a-16pts in nine post-season outings, including 5g-6a-11pts in ECQF vs. NY Rangers...Eleven points in a series tied the team record (MacLean, 4g-7a-11pts, '88 PDSF vs. NYI) and included 2g-4a-6pts in series opener...Six points was the second-highest single-game point-total in franchise history; trailed only Pa. Sundstrom (3g-5a-8pts, Apr. 22, '88 vs. Wsh)...**2004-05:** Represented Czech Republic at World Cup; posted 3g-2a-5pts...Spent campaign with Znojemska (Czech Rep.) and Magnitogorsk (Rus)...Despite splitting season with two teams/leagues/countries, led Znojemska with plus-seven mark and finished fourth with 8g-20a-28pts...Teammates at Magnitogorsk included two-time Devils' forward P. Sykora...Contracted hepatitis-A while in Europe, Mar. 2005...Participated in former teammate I. Liorionov's farewell game Dec. 13, 2004 at Moscow's Luzhniki Arena...**2003-04:** One of just three Devils' players (S. Brylin & J. Pandolfo) — all forwards — to appear in every game...Finished first on Devils with 38g, 81pts, three shorthanded goals, 9 GW tallies (to match career high), 9 PPG (tie, Niedermayer), career-high 300 shots, and +26 mark; reached 35g mark for third time...Finished tied for fourth in NHL in both goals and GWG...Led Devils in scoring for franchise-record fifth straight year; no other player had led the club in scoring for more than three straight (Parise, '07-08 to '09-10)...Became first Devils' player since 1992-93 (Lemieux) to post 300-plus shots...Posted season-high 2g-3a-5pts Feb. 25 vs. Buffalo; also posted 2g-2a-4pts Feb. 21 at NY Rangers...Recorded two team season-high (tie, Gomez & Niedermayer) 7-game point-scoring streaks Mar. 20-Apr. 3 (4g-11a-15pts) and Nov. 12-26 (5g-4a-9pts)...Set Devils' record/tied franchise mark with 6g-5a-11pts over a 3-game stretch Feb. 21-25...On Dec. 4 vs. Washington, became just the 11th player to appear in 500 games in a Devils' sweater...Unsuccessful on third career PS attempt Dec. 10 vs. NY Islanders (G. Snow); became first player in league history to record the OT/GWG after missing an OT PS...Goal that evening marked his 400th career point; became first player in history to attempt more than one career OT PS (Dec. 1, '00 vs. J. Vanbiesbrouck, NYI)...Goal Mar. 6 at Carolina marked his 200th lifetime tally...Tied NHL record with 4 OT goals (since surpassed, S. Stamkos, TB, 5, '11-12)...Named NHL Offensive Player of the Week for period of Mar. 21-28; posted 3g-6a-9pts in 4 games...Appeared in his 100th lifetime playoff game in game 3 of ECQF vs. Philadelphia; posted 2g to pass MacLean for sole possession of first place on the club's all-time playoff point-scoring list...**2002-03:** Finished first on Devils with 28g, 57pts and 255 shots...Posted team-leading (tie w/Langenbrunner) 13th multiple-point game with 4g-1a-5pt effort Mar. 30 vs. NY Islanders for sixth career hat trick...Four goals tied a franchise record, while tying MacLean for most 3g games in Devils' history...Recorded his 200th lifetime assist Feb. 4 vs. Buffalo; appeared in his 400th career NHL game Oct. 23 at Atlanta...Led all players with 3g-4a-7pts in SCF vs. Anaheim...**2001-02:** Finished first on Devils with 29g-32a-61pts; also led squad with 29g, 8 PPG (tie) and 8 GW tallies...Established career high with 3g-2a-5pts Oct. 18 vs. San Jose (since tied)...Missed 5 games Jan. 5-12 with finger infection to snap personal career-high consecutive games-played stretch at 192...Named NHL Player of the Week for Oct. 15-21; recorded 4g-4a-8pts in 3 games...Reached the 300pt mark in NHL career with goal Jan. 23 at Florida...Finished first on club with 2g-4a-6pts in six post-season contests...Played for Czech Republic at Olympic Winter Games and was Devils' lone representative at All-Star Game...**2000-01:** Named to NHL's First All-Star Team; was just second Devil ever to be honored (Stevens, '93-94)...Along with M. Brodeur, was voted Devils' co-MVP by his teammates...One of just two Devils (C. White) to appear in all 82 games...Led Devils/finished third in NHL with franchise-record 40g-56a-96pts; broke Muller's franchise mark of 94pts ('87-88)...Forty goals and 56a were also career highs; led club with Devils' record 58pts at home (since tied, Parise, '08-09)...Led Devils and was tied for first in NHL (J. Sakic, Col.) with +45 mark; was just second Devil ever to lead league (Stevens, +53, '93-94)...Posted three hat tricks; was first Devil to post three 3g games in a season since 1988-89 (MacLean)...Had points in season-high 13 straight games Mar. 13-Apr. 6 (12g-13a-25pts)...Set Devils' record with 9g-14a-23pts (S. Richer, 21pts, '95) in the playoffs...Total included franchise-record/NHL-high 10-game point-scoring streak May 1-22 (5g-8a-13pts)...**1999-00:** Posted team-leading 35g, 72pts, 9 PPG and 9 GW tallies...Was first Devil to reach 30g mark since 1993-94 (MacLean, 37 & Richer, 36)...Had points in season/career-high/Devils' record 15 straight games (since tied, B. Gionta, '05-06) Dec. 27-Jan. 28 (15g-9a-24pts)...Posted a goal in his first career PS attempt Mar. 10 at Atlanta (D. Rhodes)...Made season debut Oct. 29 at Carolina; contract was activated Oct. 28 after agreeing to terms three days earlier...Represented World Team in his first-ever All-Star Game appearance and had 2a...Assisted on Cup-clinching goal with backhand pass to J. Amott in double OT of game 6 of SCF at Dallas...Finished tied for first on Devils and tied for third in NHL with 7g-13a-20pts; was tied for first on New Jersey/in NHL at +9...**1998-99:** Spent entire season in NHL for first time in pro career...Appeared in 74 games to match total from 1997-98, while 33a were 14 more than previous season...Third on club with 9g-18a-27pts since Elias-Amott-Sykora line was formed Feb. 6...Finished third on squad/first among forwards with +19 mark...Recorded season-high 5-game point-scoring streak Feb. 20-Mar. 3 (2g-7a-9pts)...Posted 11 multiple-point games, including three season-high 3pt efforts, most recently 2g-1a Apr. 10 at Montreal...Appeared in his 100th NHL contest Oct. 29 at NY Islanders...Missed 5 games Jan. 14-21 with the flu...**1997-98:** Finished third in voting for Calder Trophy after posting 18g-19a-37pts overall; 18g was second among NHL rookies (S. Samsonov, Bos., 22), while 37pts were third among first-year players...Became sixth Devil to be named to NHL All-Rookie

Team...Named NHL Player of the Week Nov. 3; had 5g-1a-6pts...Represented Czech Republic in his first World Championships appearance...**1996-97:** Began season on Albany's (AHL) roster; was second on team with 10g-13a-23pts in 20 appearances until Dec. 3 recall by New Jersey...Injuries opened up spot on Devils' roster; played in 17 of 18 contests Dec. 3-Jan. 10 and posted 2g-3a-5pts...Participated in AHL All-Star Classic; recorded 3 shots in World Team's 3-2 shootout victory...Recalled to New Jersey just prior to NHL playoffs, when injury to D. Andreychuk allowed him to make his post-season debut...**1995-96:** First full season in North America was spent primarily at Albany...Finished sixth on club with 27g-36a-63pts in 74 games played...First/lone NHL appearance that season came Dec. 7 vs. Toronto during emergency-recall situation...Signed his first professional contract July 12, 1995...**OTHER:** Joined Devils after three seasons with Poldi Kladno (Czech Rep.)...Had 2g-5a-7pts in 1993-94 European Junior Championships.

HIGHLIGHTS

1st NHL GP: 12/7/95, Tor. 2 @ NJ 1 • 1st NHL Goal: 12/12/96, NJ 7 @ Bos. 4 vs. B. Ranford • 1st NHL Assist: 12/5/96, Cgy. 1 @ NJ 2 • 900th NHL Point: 1/27/13, NJ 3 @ Mtl. 4 (OT) (a) • Most Goals in Game: 4; 3/30/03, NYI 0 @ NJ 6 • Most Assists in Game: 3; 17 times, last time 2/5/13, NYR 1 @ NJ 3 • Most Pts. in Game: 5; 4 times, last time 4/5/06, Pit. 4 @ NJ 6 (3g-2a) • Most PIM in Game: 15; 11/10/01, NJ 1 @ Tor. 1 (OT) (maj. misc.) • Most Shots in Game: 10; 10/11/08, NJ 2 @ Pit. 1 (OT) • GP Streak: 192; 11/3/99-4/8/00 (71), 10/6/00-4/7/01 (82), 10/6/01-1/3/02 (39) • Goal-Scoring Streak: 5; 2/19-27/04 (8g); 1/15-26/00 (7g) • Assist-Scoring Streak: 8; 3/19-4/2/01 (10a) • Point-Scoring Streak: 15; 12/27/99-1/28/00 (15g-9a-24pts) • Penalties: 221 min., 3 maj., 3 misc., 1 game misc. • Multiple-Pt. Games: 165 2-pt. games, 57 3-pt. games, 8 4-pt. games, 4 5-pt. games.

PERSONAL

Married Petra Volakova during the 2007 off-season...The couple has one daughter, Sophia Gabriella, who was born November 27, 2010...Participated in a feature story and photo shoot for ESPN Magazine, June 2010, about the impact that soccer had on developing his hockey skills; other participating athletes included Steve Nash (NBA), Dwight Freeney (NFL), Raphael Matos (IRL) and Shane Victorino (MLB)...Says he would be playing soccer if he were not in the NHL...Assisted with Trick-or-Treat for UNICEF night October 28, 2009 at Prudential Center...Traveled to Belize on behalf of the children's organization, summer 2008...Previously named UNICEF's Goodwill Ambassador, August 2006...Attended Red Bulls vs. Manchester City game on July 25, 2011 and met one of his favorite players, Thierry Henry, as well as TV host Kelly Ripa...Lists U2 and Depeche Mode as his favorite musical groups...An avid golfer; lists Roger Federer, Michael Jordan and David Beckham as his dream foursome...In 2003, brought the Stanley Cup to 8,000 fans in Znojmo, as well as to the mayor of his hometown of Trebic.

HAT TRICKS

NO.	DATE	SCORE	GOALTENDER(S)
1.	12/05/00	Colorado 1 at DEVILS 6	Roy (1), Aebischer (2)
2.	3/17/01	DEVILS 6 at Edmonton 5 (OT)(GW)	Tommy Salo
3.	4/03/01	DEVILS 6 at Washington 4	Olaf Kolzig
4.	10/18/01	San Jose 1 at DEVILS 6	Nabokov (2), Kiprusoff (1)
5.	*11/09/01	Toronto 2 at DEVILS 3 (OT)(GW)	Curtis Joseph
6.	3/30/03	NY Islanders 0 at DEVILS 6 (4)	Rick DiPietro
7.	4/05/06	Pittsburgh 4 at DEVILS 6	Marc-Andre Fleury
8.	4/01/11	Philadelphia 2 at DEVILS 4	Brian Boucher


*Denotes natural hat trick.

ALL-STAR APPEARANCES

YEAR	TEAM	GP	G	A	PTS	PIM
2000	World (NJ)	1	0	2	2	0
2002	World (NJ)	1	0	1	1	0
2011	Team Staal (NJ)	1	1	1	2	0
	Totals	3	1	4	5	0

PENALTY SHOTS

DATE	OPPOSITION	RESULT	SCORE
3/10/00	vs. Damian Rhodes, Atl. (PP)	SCORE	NJ 9 @ Atl. 0
12/01/00	vs. John Vanbiesbrouck, NYI (OT)	Save	NYI 0 @ NJ 0 (OT)
12/10/03	vs. Garth Snow, NYI (OT)	Save	NYI 0 @ NJ 1 (OT)
1/14/12	vs. Ondrej Pavelec, Wpg.	Save	NJ 2 @ Wpg. 1



7

HEIGHT: 6-3
WEIGHT: 210 LBS.
SHOOTS: RIGHT
BORN: 05/15/1987
 NASHUA, NH

SEASON: 4TH NHL/
 4TH NJ
DRAFTED: NEW
 JERSEY'S 5TH CHOICE,
 155TH OVERALL, IN
 2005 ENTRY DRAFT

7 • MARK FAYNE • D

LAST SEASON: Appeared in 31 of 48 games, including season-high 11 straight appearances Mar. 29-Apr. 20...Was club's ironman through Jan. 29 at Boston; had appeared in 119 consecutive games since Feb. 3, 2011...Notched first career shorthanded goal Apr. 7 at Buffalo; posted assists/points in back-to-back games Jan. 25-27 (2a)...Was a healthy "scratch" on 12 occasions; missed three matches Apr. 23-27 with lower body injury and two contests Jan. 31-Feb. 2 with upper body injury.

CAREER

2011-12: One of five players in Devils' lineup – and one of just two defensemen (B. Salvador) – to play in all 82 games...Was Devils' ironman; had appeared in career-high 114 consecutive games through end of regular-season schedule...Recorded 4g-13a-17pts to surpass previous season's 4g-10a-14pts; was first among the club's defensemen with four goals...Recorded first career overtime goal Feb. 21 at Toronto; was club's first defenseman to score in the extra session since Mar. 12, 2011 vs. NY Islanders (A. Salmela)...Posted points in back-to-back games twice: Feb. 19-21 (1g-1a-2pts) and Oct. 25-27 (1g-1a-2pts)...Appeared in all 24 playoff games; 106 combined games played are tied for the third most in team history...Recorded three assists, including 2a in game five of Eastern Conference Finals at NY Rangers...**2010-11:** One of ten Devils' players to make their NHL debut; joined S. Gionta, A. Henrique, J. Josefson, O. Magnan, B. Mills, M. Taormina, M. Tedenby, A. Urbom and A. Vasyunov...Saw action in 57 NHL games, including season-high 32 straight appearances February 3 through end of regular-season schedule April 10...Finished third among the squad's rookies/first among first-year defensemen with 4g-10a-14pts...Posted season-high three-game point-scoring streak Feb. 19-25 (1g-2a-3pts); had points in back-to-back games Jan. 22-23 (2a)...Recorded first career assist/power play point Dec. 26 vs. Toronto; notched first career goal Dec. 15 vs. Phoenix...Made NHL debut Nov. 22 vs. Washington; recalled that day from Albany (AHL) under emergency conditions...Wore no. 34 after wearing no. 43 in training camp...American Hockey League total showed 1g-3a-4pts in 19 games, including three appearances during Jan. 3-9 assignment...Made pro debut in AHL Devils' season opener

Oct. 9 vs. Adirondack...Represented United States at World Championships (1a) for first-ever international action...**OTHER:** Signed first pro contract Aug. 2, 2010 after four seasons, 2006-07 through 2009-10, at Providence College (HE) under Head Coach/former Devils' prospect T. Army...Friars' teammates included former Devils' teammate/defenseman M. Taormina...Received 2009-10 Hockey East All-Conference Team honorable mention...Winner of P.C.'s Lou Lamoriello Award as the team's most valuable player in 2009-10...Four-time winner of Ron Wilson Award as school's best defenseman; was co-winner his last two seasons (w/Taormina in '08-09)...Collegiate total showed 16g and 33a for 49 points and 105 penalty minutes in 139 career appearances...As a senior, led P.C. with 17a; was first among defensemen with 22pts...Named to the conference's 2006-07 All-Rookie Team; also received the team's Rev. Herman Schneider Most Valuable Freshman Award...Played three seasons at Nobles and Greenough (MA); was drafted by New Jersey after second season...Served school as captain his final season, while also receiving letters in both football and lacrosse...Named to the NEPSIHA Division I All-Star First Team and the Independent School League's Most Valuable Player in 2005-06.

HIGHLIGHTS

1st NHL GP: 11/22/10, Wsh. 0 @ NJ 5 • 1st NHL Goal: 12/15/10, Phx. 0 @ NJ 3 vs. I. Bryzgalov • 1st NHL Assist: 12/26/10, Tor. 4 @ NJ 1 • Most Goals in Game: 1; 9 times, last time 4/7/13, NJ 2 @ Buf. 3 (SO) • Most Assists in Game: 1; 28 times, last time 3/9/13, NJ 3 @ Car. 6 • Most Pts. in Game: 1; 37 times, last time 4/7/13, NJ 2 @ Buf. 3 (SO) (1g) • Most PIM in Game: 6; 2/9/13, Pit. 1 @ NJ 3 (3 min.) • Most Shots in Game: 5; 3/22/11, NJ 1 @ Bos. 4 • GP Streak: 119; 2/3-4/10/11 (32), 10/8/11-4/7/12 (82), 1/19-29/13 (5) • Goal-Scoring Streak: 1; 9 times, last time 4/7/13 (1g) • Assist-Scoring Streak: 2; 1/25-27/13 (2a); 2/19-22/11 (2a); 1/22-23/11 (2a) • Point-Scoring Streak: 3; 2/19-25/11 (1g-2a-3pts) • Penalties: 32 min., 1 maj. • Multiple-Pt. Games: None.

PERSONAL

Spends his summer in Sagamore Beach, MA...Participated in a public service announcement supporting *You Can Play*, a campaign dedicated to fighting homophobia in sports...Ran a youth hockey camp at the Ice Vault Arena in Wayne, NJ this past summer...If not for hockey, would like to be a real estate developer...First job was working as a tennis instructor...Enjoys fishing and playing wiffle ball...Idolizes Larry Bird...Lists graduating from Providence College with a degree in social science as his proudest accomplishment.

VS. NHL

	GP	G	A	PTS	PIM		GP	G	A	PTS	PIM		GP	G	A	PTS	PIM
ANA	1	0	0	0	0	EDM	1	0	0	0	0	PHI	13	0	2	2	4
BOS	9	0	1	1	4	FLA	10	1	2	3	2	PIT	2	2	0	2	2
BUF	8	2	3	5	2	LA	2	0	1	1	0	STL	13	0	1	1	8
CGY	2	0	0	0	2	MIN	1	0	0	0	0	SJ	2	0	0	0	0
CAR	10	1	4	5	8	MTL	8	0	3	3	4	STL	1	0	0	0	0
CHI	1	0	1	1	0	NSH	2	0	1	1	0	TB	11	1	1	2	4
COL	2	0	0	0	2	NJ	-	-	-	-	-	TOR	10	1	3	4	4
CBJ	2	0	0	0	0	NYI	15	0	1	1	4	VAN	1	0	0	0	0
DAL	3	0	1	1	2	NYR	10	0	0	0	2	WSH	9	0	1	1	4
DET	3	0	0	0	2	OTT	8	0	0	0	2	WPG	10	1	2	3	7

YEAR	TEAM	LEAGUE	REGULAR SEASON											PLAYOFFS					
			GP	G	A	PTS	+/-	PIM	PP	SH	GW	GT	S	GP	G	A	PTS	PIM	
2003-04	Nobles Prep	MA	20	3	5	8	-	14	-	-	-	-	-	-	-	-	-	-	
2004-05	Nobles Prep	MA	24	1	17	18	-	16	-	-	-	-	-	-	-	-	-	-	
2005-06	Nobles Prep	MA	29	10	24	34	-	-	-	-	-	-	-	-	-	-	-	-	
2006-07	Providence	HE	36	5	7	12	-	43	-	-	-	-	-	-	-	-	-	-	
2007-08	Providence	HE	36	2	4	6	-	18	-	-	-	-	-	-	-	-	-	-	
2008-09	Providence	HE	33	4	5	9	-	30	-	-	-	-	-	-	-	-	-	-	
2009-10	Providence	HE	34	5	17	22	-	14	-	-	-	-	-	-	-	-	-	-	
2010-11	Albany	AHL	19	3	4	6	-	6	-	-	-	-	-	-	-	-	-	-	
	DEVILS	NHL	57	4	10	14	10	27	0	0	0	-	77	-	-	-	-	-	
	United States	WC-A	4	0	1	1	-	0	-	-	-	-	-	-	-	-	-	-	
2011-12	DEVILS	NHL	82	4	13	17	4	26	0	0	1	-	94	24	0	3	3	6	
2012-13	DEVILS	NHL	31	1	5	6	6	16	0	1	0	-	34	-	-	-	-	-	
DEVILS TOTALS			170	9	28	37	12	69	0	1	1	-	205	24	0	3	3	6	
NHL TOTALS			170	9	28	37	12	69	0	1	1	-	205	24	0	3	3	6	

Hockey East All-Rookie Team (2007) • Hockey East All-Conference Team Honorable Mention (2010)





11

HEIGHT: 5-7
WEIGHT: 185 LBS.
SHOOTS: RIGHT
BORN: 10/09/1983
ROCHESTER, NY

SEASON: 2ND NHL/
 2ND NJ
DRAFTED: NOT
 DRAFTED, SIGNED
 AS FREE AGENT

11 • STEPHEN GIONTA • C

LAST SEASON: One of six players in Devils' lineup – and one of just four forwards – to see action in all 48 games during first full NHL season...Stats showed 4g-10a-14pts overall; scored all four goals and 11 of 14 points on home ice...Total included points in back-to-back games three times: Apr. 18-20 (1g-2a-3pts), Mar. 10-13 (1g-1a-2pts) and Feb. 3-5 (2a)...Recorded two two-point games: 1g-1a Apr. 20 vs. Florida and two assists Jan. 31 vs. NY Islanders for first career multiple-point effort...Made NHL season debut Jan. 19 at NY Islanders after notching 2g-3a-5pts in 11 games with Albany (AHL)...Total included points in back-to-back AHL games Jan. 5-6 (1g-1a-2pts)...Made season debut Dec. 8 vs. Bridgeport after signing AHL contract Dec. 3; served squad as alternate captain...Represented United States at 2013 World Championships (3g); helped team capture Bronze Medal.

CAREER

Is first in AHL Devils' history with 371 games, 58 goals, and 140 points; is second with 82 assists...**2011-12:** Scored first career NHL/game-winning goal in his only NHL contest during season finale Apr. 7 vs. Ottawa; appearance was his first in NHL since Dec. 4, 2010...Recalled from Albany (AHL) Apr. 6 for second time in three days; AHL total showed 6g-10a-16pts in 56 appearances...Statistics included points in back-to-back games three times, most recently Dec. 30-31 (2a) and season-high 1g-1a-2pts Apr. 4 at Worcester...Played in all 24 post-season games for first career playoff action...Posted 3g-4a-7pts, including 1g-1a-2pts in game five of Eastern Conference Finals at NY Rangers...Fourth line of Bemier (2g-5a-7ps)-Gionta-Carter (5g-2a-7pts) combined for 10g-11a-21pts...**2010-11:** Split campaign between Albany (54 games) and New Jersey (12)...Played against his older brother, Brian, for first time in NHL career Dec. 2 vs. Montreal...Along with Brian, became fifth set of brothers in team history (Brotten, Lemieux, Niedermayer & Sundstrom)...Scoreless with six penalty minutes in 12 NHL games; recalled from Albany Nov. 4...American Hockey League stats showed 10g, career-high 20a for 30pts and 21 PIM...Total included seven multiple-point games, with season-high 3a Mar. 9 vs. Bridgeport...Notched 2g Jan. 5 vs. Adirondack...Became franchise's all-time point-scoring leader with assist Mar. 16 at Syracuse...Recorded points in back-to-back games five times, most recently Mar. 19-23 (2a)...Signed first NHL contract Aug. 26, 2010...**2009-10:** Played in career-high 68 AHL contests in fourth/final season with Lowell (AHL); posted career-high 34pts...Totalled points in three straight games twice, most recently Mar. 21-26 (2g-2a-4pts)...Recorded nine two-point games, including 2g in home-opener Oct. 10 vs. Worcester...Appeared in his 200th game with Lowell Nov. 14 vs. Providence...**2008-09:** Fifty-two games were fewest of pro career; missed 20 games due to leg injury suffered Nov. 5 vs. Philadelphia...Notched only 2g of season over final ten appearances...Recorded points in back-to-back games twice, most recently Jan. 23-24 (2a)...**2007-08:** Finished third on Lowell with career-

high 16g, including 4 GWG...Total included hat trick Dec. 2 vs. Manchester, as well as two two-goal games...Named team captain mid-season...**2006-07:** Played in 67 games for Lowell during first full pro season...Recorded lone multiple-point game of campaign with 1g-1a-2pts Feb. 17 vs. Bridgeport...Collected points in back-to-back games twice, most recently Feb. 17-18 (2g-1a-3pts)...**OTHER:** Appeared in 3 games with Albany River Rats (AHL) upon completion of collegiate career; signed AHL contract Apr. 12, 2006...Recorded 3g-1a-4pts in pro debut Apr. 13 at Springfield; also notched 2g Apr. 16 at Binghamton...Played four seasons, 2002-03 to 2005-06, at Boston College (HE); registered 33g-57a-90pts and 182 PIM in 151 games...Appeared in two Frozen Four tournaments, including the 2006 NCAA Championship game...A member of the Eagles' 2003, 2004 and 2005 Hockey East regular-season championship and 2005 playoff championship teams...A member of the 2000-01/2001-02 United States under-18 Development Programs.

HIGHLIGHTS

1st NHL GP: 11/5/10, NYR 3 @ NJ 0 • 1st NHL Goal: 4/7/12, Ott. 2 @ NJ 4 vs. C. Anderson • 1st NHL Assist: 1/31/13, NYI 5 @ NJ 4 (OT) • Most Goals in Game: 1; 4 times, last time 4/20/13, Fla. 2 @ NJ 6 • Most Assists in Game: 2; 1/31/13, NYI 5 @ NJ 4 (OT) • Most Pts. in Game: 2; 4/20/13, Fla. 2 @ NJ 6 (1g-1a); 1/31/13, NYI 5 @ NJ 4 (OT) (2a) • Most PIM in Game: 4; 2/10/13, NJ 3 @ Pit. 1 (2 min.) • Most Shots in Game: 5; 4/4/13, NJ 0 @ Bos. 1; 1/25/13, Wsh. 2 @ NJ 3 (OT) • GP Streak: 49; 4/7/12 (1); 1/19-4/27/13 (48) (current) • Goal-Scoring Streak: 1; 4 times, last time 4/20/13 (1g) • Assist-Scoring Streak: 2; 4/18-20/13 (2a); 2/3-5/13 (2a) • Point-Scoring Streak: 2; 4/18-20/13 (1g-2a); 3/10-13/13 (1g-1a); 2/3-5/13 (2a) • Penalties: 10 min. • Multiple-Pt. Games: 22-pt. games.

PERSONAL

Stephen and his wife, Kaitlin, have two children, three-year-old daughter Isabella and 18-month-old son Noah...Is the younger brother of former Devils' right wing and current Montreal Canadiens captain, Brian Gionta; they faced off against each other for the first time, December 2, 2010...Has participated in USA Hockey's Welcome Back Week retention program for youth players to continue playing hockey...Grew up in Greece, NY where his father owns a hardware store; his first job growing up was working at a hockey camp...Boondock Saints is his favorite movie, O.A.R. is his favorite band and he names grilled chicken with grilled corn as his favorite meal...Was the subject of a profile piece for *The Huffington Post* during the 2012 Stanley Cup Playoffs...Playing in his first NHL game remains his favorite hockey memory...Dedicated his time to help raise funds for the Bennington Autism Task force by participating in charity hockey games and golf tournaments.

VS. NHL


	GP	G	A	PTS	PIM		GP	G	A	PTS	PIM		GP	G	A	PTS	PIM
ANA	0	0	0	0	0	EDM	1	0	0	0	0	PHI	7	0	3	3	2
BOS	4	0	0	0	0	FLA	3	1	2	3	0	PHX	0	0	0	0	0
BUF	4	0	0	0	0	LA	0	0	0	0	0	PIT	4	0	0	0	4
CGY	1	0	0	0	0	MIN	0	0	0	0	0	SJ	0	0	0	0	0
CAR	3	0	0	0	0	MTL	4	0	0	0	0	STL	1	0	0	0	2
CHI	0	0	0	0	0	NSH	0	0	0	0	0	TB	3	0	0	0	2
COL	0	0	0	0	0	NJ	-	-	-	-	-	TOR	4	0	0	0	4
CBJ	0	0	0	0	0	NYI	6	0	3	3	2	VAN	0	0	0	0	0
DAL	0	0	0	0	0	NYR	5	0	2	2	0	WSH	4	1	0	1	2
DET	0	0	0	0	0	OTT	4	2	0	2	0	WPG	3	1	0	1	2

YEAR	TEAM	LEAGUE	REGULAR SEASON										PLAYOFFS									
			GP	G	A	PTS	+/ -	PP	SH	GW	GT	S	GP	G	A	PTS	PIM					
1999-00	Rochester	NAHL	41	11	15	26	-	56	-	-	-	-	-	-	-	-	-	-	-	-	-	
2000-01	United States	USHL	16	1	2	3	-	12	-	-	-	-	-	-	-	-	-	-	-	-	-	
	United States	USDP-18	1	0	0	0	-	0	-	-	-	-	-	-	-	-	-	-	-	-	-	
2001-02	United States	USHL	3	0	0	0	-	0	-	-	-	-	-	-	-	-	-	-	-	-	-	
	United States	USDP-18	22	2	5	7	-	33	-	-	-	-	-	-	-	-	-	-	-	-	-	
2002-03	Boston College	HE	33	5	10	15	-	36	-	-	-	-	-	-	-	-	-	-	-	-	-	
2003-04	Boston College	HE	41	9	15	24	-	36	-	-	-	-	-	-	-	-	-	-	-	-	-	
2004-05	Boston College	HE	38	8	11	19	-	44	-	-	-	-	-	-	-	-	-	-	-	-	-	
2005-06	Boston College	HE	39	11	21	32	-	66	-	-	-	-	-	-	-	-	-	-	-	-	-	
	Albany	AHL	3	5	1	6	-	2	-	-	-	-	-	-	-	-	-	-	-	-	-	
2006-07	Lowell	AHL	67	7	8	15	-	15	-	-	-	-	-	-	-	-	-	-	-	-	-	
2007-08	Lowell	AHL	63	16	13	29	-	33	-	-	-	-	-	-	-	-	-	-	-	-	-	
2008-09	Lowell	AHL	52	2	9	11	-	30	-	-	-	-	-	-	-	-	-	-	-	-	-	
2009-10	Lowell	AHL	68	15	19	34	-	26	-	-	-	-	-	-	5	0	1	1	0	-	-	
	Albany	AHL	54	10	20	30	-	21	-	-	-	-	-	-	-	-	-	-	-	-	-	
2010-11	DEVILS	NHL	12	0	0	0	3-	6	0	0	0	-	13	-	-	-	-	-	-	-	-	
	Albany	AHL	56	6	10	16	-	40	-	-	-	-	-	-	-	-	-	-	-	-	-	
2011-12	DEVILS	NHL	1	1	0	1	1	0	0	0	1	-	2	24	3	4	7	4	-	-	-	
	Albany	AHL	11	2	3	5	-	4	-	-	-	-	-	-	-	-	-	-	-	-	-	
2012-13	DEVILS	NHL	48	4	10	14	-	2	14	0	0	-	58	-	-	-	-	-	-	-	-	
	United States	WC-A	10	3	0	3	-	2	-	-	-	-	-	-	-	-	-	-	-	-	-	
DEVILS TOTALS			61	5	10	15	0	20	0	0	1	-	73	24	3	4	7	4	-	-	-	-
NHL TOTALS			61	5	10	15	0	20	0	0	1	-	73	24	3	4	7	4	-	-	-	-
Hockey East All-Academic Team (2003)																						
Signed as a free agent by Albany, April 12, 2006. Signed as a free agent by DEVILS, August 26, 2010.																						

Hockey East All-Academic Team (2003)

Signed as a free agent by Albany, April 12, 2006. Signed as a free agent by DEVILS, August 26, 2010.





6

HEIGHT: 5-11
WEIGHT: 190 LBS.
SHOOTS: LEFT
BORN: 10/30/1982
TRENTON, MI

SEASON: 7TH NHL/
 7TH NJ
DRAFTED: NOT
DRAFTED, SIGNED
AS FREE AGENT

6 • ANDY GREENE • D

LAST SEASON: One of six players in Devils' lineup – and one of just two defensemen (M. Zidlicky) – to see action in all 48 games; appeared in every game for second time in three seasons...Led squad with career-high plus-12 mark; improved from previous year's +3 showing...Finished tied for first among the club's defensemen with four goals (Zidlicky); was second with 12 assists/16 points (Zidlicky, 15a/19pts)...Recorded four two-point games, most recently 1g-1a-2pts Mar. 29 at Tampa Bay...Matched career high with points in five straight games Feb. 2-9 (2g-6a-8pts); totaled three of his 2pt outings over 4 games during that stretch...Posted assists/points in back-to-back games Mar. 25-29 (1g-2a-3pts) and Mar. 7-9 (2a)...Notched first career shorthanded goal Feb. 2 at Pittsburgh.

CAREER

2011-12: Fourth among Devils' defensemen with 16 points after finishing first during each of the previous two seasons; was third with 15 assists...Total showed three two-point games: 1g-1a Mar. 17 vs. Pittsburgh, 2a Nov. 21 at Florida and 2a Oct. 25 at Los Angeles...Reached 100-point mark in NHL career Mar. 17...Posted assists/points in back-to-back games Nov. 15-16 (2a)...Appeared in his 300th career NHL contest Oct. 29 at Dallas...Returned to lineup/activated from Injured Reserve List Jan. 31 vs. NY Rangers after missing 22 contests Dec. 8-Jan. 24 with non-displaced toe fracture...Appeared in career-high 94 consecutive games Apr. 10, 2010 to Nov. 2, 2011; missed two games Nov. 3-5 with lower body injury...Appeared in all 24 playoff games; posted lone point with assist in game two of Eastern Conference Quarterfinals at Florida...**2010-11:** One of four players in Devils' lineup (D. Clarkson & T. Zajac) and one of just two defensemen (H. Tollander) to appear in all 82 games; played in every game for first time in NHL career...Extended career-high consecutive games-played stretch to 84 since Apr. 10, 2010; completed campaign having seen action in 157 of the team's last 158 games...First among the squad's defensemen for second straight campaign with 4g-19a-23pts overall, as well as 1g-5a-6pts with the man advantage...Scored three of four goals on the road: 1a of 19a at home...Recorded points in back-to-back games three times: Jan. 17-20 (2a), Jan. 6-8 (1g-1a-2pts) and Nov. 10-12 (3a)...Posted three season-high two-assist efforts: Jan. 14 at Tampa Bay, Nov. 22 vs. Washington and Nov. 10 vs. Buffalo...**2009-10:** Recipient of Unsung Hero Award as voted by his teammates...Appeared in 78 games overall, including 73 straight from Oct. 17 vs. Carolina through Apr. 6 at Atlanta...Finished first among Devils' defensemen with career-high 6g-31a-37pts and second at plus-nine (P. Martin, +10)...Tied for second on team with four game-winning goals (Z. Parise, 5)...Recorded points in career-high five straight games (since tied) Nov. 4-12 (2g-4a-6pts); set team mark by scoring or assisting on GWG in five straight team games...Stretch included: power play assist (on GWG) Nov. 4 vs. Washington, PPA (on GWG) Nov. 6 vs. NY Islanders, PP tally/first career GWG Nov. 7 at Ottawa, 2a (1a on GWG) Nov. 11 vs. Anaheim and GWG Nov. 12 at Pittsburgh...Recorded seven multiple-point games, including first career two-goal game Dec. 9 vs. Carolina...Appeared in his 200th career NHL contest Mar. 23 vs. Columbus...Added 1g-1a 2pts in ECQF vs. Philadelphia...Represented Team USA at World Championships, marking first-ever international action...**2008-09:** Forty-nine games played, 7a/9pts fell short of previous season's totals (59 GP, 8a/10pts); 2g matched 2007-08 mark...Appeared in 35 straight contests Dec. 19-Mar. 3; did not see action in more than six straight contests (Oct. 16-29) during any other stretch...Total included 100th career NHL game Jan. 10 at Los Angeles...Recorded two multiple-point games: career-high 3a/pts Oct. 29 vs. Toronto and 2a Oct. 22 vs. Dallas...Posted points in back-to-back games Oct. 18-22 (1g-2a-3pts)...Missed 18 games Nov. 1-Dec. 13 with broken hand suffered Oct. 29 vs. Toronto...Made his season debut Oct. 16 at Atlanta...**2007-08:** Completed his first full NHL campaign by appearing in 59 games...Saw action in 28 of the last 50 contests overall; played in season-high 23 straight to start campaign through Nov. 24...Completed season with 2g-8a-10pts overall, including 1g-4a-5pts in his last 21 appearances...Posted career-high three-game point-scoring streak (since surpassed)

Jan. 8-12 (1g-2a-3pts); notched first goal of season Oct. 6 at Florida...One of four first-year players on Devils' opening-night roster (N. Bergfors, Clarkson & R. Pelley); considered a rookie despite games-played total (23) during 2006-07 season...Saw action in two post-season contests...**2006-07:** Played in season-high 18 straight NHL games Feb. 27-Apr. 5 to surpass 5-game stretch Jan. 12-20...Had points in back-to-back games for first time Mar. 17-20 (2a)...Recorded first career NHL goal with PP tally Mar. 8 at Pittsburgh...Recalled from Lowell (AHL) Feb. 27 for first NHL action since Jan. 20 vs. Philadelphia; posted first NHL point with assist that afternoon...American Hockey League total showed 5g-16a-21pts and 28 penalty minutes with +6 mark in 52 games played through Apr. 8 reassignment...Stats included two season-high 3-game point-scoring streaks: Jan. 21-27 (2g-1a-3pts) and Dec. 29-Jan. 5 (1g-3a-4pts)...Total also showed 2g Dec. 15 vs. Providence...Made his Devils/NHL debut Jan. 12 vs. Atlanta; recalled from Lowell that morning...Represented PlanetUSA at 2007 AHL All-Star Game and had 1a...Recalled by New Jersey just prior to ECQF series vs. Tampa Bay...One of three Devils' rookies (J. Oduya & Zajac) to make their NHL post-season debut in game one vs. Lightning...Attended first Devils/NHL training camp, Sept. 2006; assigned to Lowell Oct. 3...Made pro debut Oct. 7 vs. Albany...Completed his first pro season after signing free-agent contract Apr. 4, 2006; was not drafted...**OTHER:** Joined organization after four seasons, 2002-03 to 2005-06, with Miami University of Ohio (CCHA)...Red Hawks' totals showed 27g-87a-114pts and 256 PIM in 159 career games played...First among CCHA defensemen with career-high 7g-27a-34pts during junior season...Finished first in scoring among Miami's defensemen during each of his four seasons (tie, '05-'06); appeared in every game during that span...Recipient of Miami's Gary DeLonge most Valuable Player Award in 2004-'05; named Miami's Rookie of the Year in 2002-'03...Named to CCHA All-Rookie Team (2003), First All-Star Team (2004, 2005, 2006), All-Tournament Team (2004, 2006), Offensive Defenseman of the Year (2005, 2006), as well as NCAA West Second All-American Team (2005) and CCHA Defensive Defenseman of the Year (2006)...Prior to collegiate career, spent three seasons with Compuware (NAHL); helped lead Ambassadors to 2002 Robertson Cup Championship.

HIGHLIGHTS

1st NHL GP: 1/12/07, AHL 1 @ NJ 2 • 1st NHL Goal: 3/8/07, NJ 4 @ Pit. 3 (SO) vs. M.A. Fleury • 1st NHL Assist: 1/20/07, Phi. 3 @ NJ 4 (SO) • Most Goals in Game: 2: 12/9/09, Car. 2 @ NJ 4 • Most Assists in Game: 3: 10/29/08, Tor. 6 @ NJ 5 (SO) • Most Pts. in Game: 3: 10/29/08, Tor. 6 @ NJ 5 (SO) (3a) • Most PIM in Game: 4: 6 times, last time 2/5/13, NYR 1 @ NJ 3 (2 min.) • Most Shots in Game: 5: 2/8/08, Ana. 2 @ NJ 1 • GP Streak: 94: 4/10-11/10 (2), 10/8-10/4/10-11 (82), 10/8-11/2/11 (10) • Goal-Scoring Streak: 1: 20 times, last time 4/10/13 (1g) • Assist-Scoring Streak: 4: 2/3-9/13 (6a) • Point-Scoring Streak: 5: 2/2-9/13 (2g-6a-8pts); 11/4-12/09 (2g-4a-6pts) • Penalties: 61 min. • Multiple-Pt. Games: 18 2-pt. games, 1 3-pt. game.

PERSONAL

Spends summers in his hometown of Trenton, MI, where he hosts an annual hockey school for kids, ages Mite through PeeWee, at Kennedy Recreation Center; instructor roster includes OHL coaches, NCAA and Junior A players, with proceeds going back to the Trenton community...Threw out the first pitch at Yankee Stadium with J. Tavares (NY Islanders) and D. Girardi (NY Rangers) to promote the *NHL Stadium Series*, August 9, 2013...Participated in Cystic Fibrosis fundraiser, September 6, 2011 in NYC...Major in education at Miami University (OH)...Brothers Matt and Shawn played hockey at Western Michigan and Lake Superior State, respectively...Has participated in USA Hockey's Welcome Back Week retention program to encourage youth players to continue playing hockey...Appeared in a video supporting *You Can Play*, a campaign dedicated to fighting homophobia in sports...Lists his favorite TV shows as *Seinfeld*, *Family Guy* and 24, and his favorite movie as *Old School*...Enjoys country music, especially Toby Keith...His earliest hockey memory is of his father waking him up at 5:00 AM at the age of five for Mites' practice, then eating breakfast with him afterwards...Taught roller hockey at a local rink at age 14...Lists steak and pasta as his favorite foods.

VS. NHL

	GP	G	A	PTS	PIM		GP	G	A	PTS	PIM		GP	G	A	PTS	PIM
ANA	5	0	2	2	0	EDM	3	0	1	1	0	PHI	34	1	8	9	24
BOS	23	2	2	4	4	FLA	19	1	6	7	8	PHX	4	0	0	0	0
BUF	19	2	7	9	8	LA	6	0	2	2	2	PIT	31	5	12	17	8
CGY	3	0	1	1	4	MIN	4	0	1	1	2	SJ	6	1	1	2	2
CAR	23	2	7	9	2	MTL	17	0	2	2	4	STL	4	0	1	1	0
CHI	4	1	0	1	0	NSH	5	0	0	0	0	TB	20	2	6	8	6
COL	4	0	0	0	0	NJ	-	-	-	-	-	TOR	22	0	8	8	0
CBJ	4	0	1	1	0	NYI	34	1	7	8	16	VAN	4	0	1	1	2
DAL	7	0	3	3	2	NYR	28	0	7	7	8	WSH	20	1	3	4	12
DET	4	0	0	0	0	OTT	20	1	6	7	6	WPG	18	0	2	2	2

YEAR	TEAM	LEAGUE	REGULAR SEASON										PLAYOFFS					
			GP	G	A	PTS	+/-	PIM	PP	SH	GW	GT	S	GP	G	A	PTS	PIM
1999-00	Detroit	NAHL	6	2	4	6	-	2	-	-	-	-	-	-	-	-	-	-
2000-01	Detroit	NAHL	54	7	24	31	-	60	-	-	-	-	-	-	-	-	-	-
2001-02	Detroit	NAHL	53	16	29	45	-	88	-	-	-	-	-	-	-	-	-	-
2002-03	Miami	CCHA	41	4	19	23	-	64	-	-	-	-	-	-	-	-	-	-
2003-04	Miami	CCHA	41	7	19	26	-	78	-	-	-	-	-	-	-	-	-	-
2004-05	Miami	CCHA	38	7	27	34	-	66	-	-	-	-	-	-	-	-	-	-
2005-06	Miami	CCHA	39	9	22	31	-	48	-	-	-	-	-	-	-	-	-	-
2006-07	Lowell	AHL	52	5	16	21	-	28	-	-	-	-	-	-	-	-	-	-
	DEVILS	NHL	23	1	5	6	1	-	6	1	0	0	-	23	11	2	1	3
2007-08	DEVILS	NHL	59	2	8	10	0	-	22	2	0	0	-	50	2	0	0	0
2008-09	DEVILS	NHL	49	2	7	9	3	-	22	0	0	0	-	38	3	0	1	0
2009-10	DEVILS	NHL	78	6	31	37	9	-	14	4	0	4	-	86	5	1	1	2
	United States	WC-A	6	0	2	2	-	-	0	-	-	-	-	-	-	-	-	-
2010-11	DEVILS	NHL	82	4	19	23	23	-	0	1	0	1	-	91	-	-	-	-
2011-12	DEVILS	NHL	56	1	15	16	3	-	16	0	0	0	-	53	24	0	1	8
2012-13	DEVILS	NHL	48	4	12	16	12	-	20	2	1	1	-	63	-	-	-	-
DEVILS TOTALS			395	20	97	117	3	-	122	10	1	6	-	404	45	3	4	7
NHL TOTALS			395	20	97	117	3	-	122	10	1	6	-	404	45	3	4	7

NAHL All-League First Team (2002) • NAHL Most Valuable Defenseman (2002) • CCHA All-Rookie Team (2003) • CCHA First All-Star Team (2004 to 2006) • CCHA All-Tournament Team (2004, 2006) • CCHA Offensive Defenseman of the Year (2005, 2006) • NCAA West Second All-American Team (2005) • NCAA West First All-American Team (2006) • CCHA Defensive Defenseman of the Year (2006) • Played in AHL All-Star Game (2007)
 Signed as a free agent by DEVILS, April 4, 2006.





10

HEIGHT: 5-11
WEIGHT: 180 LBS.
SHOOTS: RIGHT
BORN: 06/08/1983
 KIRTLAND HILLS, OH

SEASON: 7TH NHL/
 3RD NJ
DRAFTED: NOT
 DRAFTED, SIGNED
 AS FREE AGENT

10 • PETER HARROLD • D

LAST SEASON: Contest on Feb. 2 at Pittsburgh marked lone appearance in season's first 23 games; completed campaign by playing in 22 of the last 25 contests Mar. 7-Apr. 27...Total included season-high 11 straight matches Mar. 7-29...Equalled career high ('07-08) with five points...Matched career high with points in three straight games Mar. 16-21 (2g-1a-3pts); recorded assists/points in back-to-back games Apr. 20-21 (2a)...Notched first point of campaign with second career power play goal Mar. 16 vs. Montreal...Re-signed with club July 1, 2013.

CAREER

2011-12: Saw action with both AHL and NHL Devils during sixth professional season...Recorded 5g-21a-26pts and 36 penalty minutes in 61 AHL appearances overall...Total included three season-high two-assist efforts, most recently Mar. 16 at Binghamton and season-high four-game point-scoring streak Feb. 26-Mar. 4 (2g-2a-4pts)...Recalled by New Jersey on four occasions, most recently Mar. 26...Saw action as both a defenseman and forward...Posted only NHL points of season in back-to-back games Apr. 5-7 (2a)...Made NHL Devils' debut Jan. 24 vs. Buffalo...Played in 17 games for first post-season action since 2010; recorded four assists...**2010-11:** Playing time was limited to 19 games during fourth/final season with Los Angeles; was a healthy "scratch" on 63 occasions...Posted points in back-to-back games Dec. 2-4 (1g-1a-2pts); notched lone goal of season Dec. 2 vs. Florida...Saw action in 18 of first 40 matches; Feb. 28 contest vs. Detroit marked his only appearance of season's final 42 games...**2009-10:** Recorded points in back-to-back games Jan. 23-26 (1g-1a-2pts), including lone goal of campaign Jan. 23 at Detroit...Posted first point of season with assist in first appearance Oct. 6 vs. San Jose...Made playoff debut by appearing in 2 games of Western Conference Quarterfinals vs. Vancouver...**2008-09:** Spent entire season in NHL for first time in pro career...Recorded career-high four goals, 8a, 12 points, 28 PIM, 95 shots in 69 games played...Total included career-high (since tied) 3-game point-scoring stretch Dec. 23-27 (2g-1a-3pts)...Scored 2g as a forward and two as a defenseman...Notched first career power play goal Dec. 26 vs. Phoenix; lone game-winning tally in season finale Apr. 11 vs. San Jose...Appeared in his 100th career NHL game Mar. 24 at St. Louis...One of three Kings who represented Team USA at 2009 World Championships (D. Brown & J. Johnson)...**2007-08:** Split campaign between Manchester (AHL) and Los Angeles...Made NHL season debut Feb. 2 at Prudential Center following recall...Called up for second time Feb. 19; 36a ranked first, 43pts were tied for second among AHL defensemen...Selected to PlanetUSA's roster at AHL All-Star Game...**2006-07:** Split first pro season between Los Angeles and Manchester...Earned assist in NHL debut Nov. 22 at San Jose...Finished

first among Monarchs' defensemen with 7g; was second with 34pts...Selected to PlanetUSA's roster at AHL All-Star Game; recorded 2a...Finished first among AHL defensemen with 3g-8a-11pts in 16 playoff games as Manchester advanced to ECF...Not drafted; signed free-agent contract Apr. 12, 2006...**OTHER:** Played four seasons, 2002-03 to 2005-06 at Boston College (HE); teammates included S. Gionta and C. Schneider...Appeared in two Frozen Four tournaments, including the 2006 championship game...A member of the Eagles' 2003, 2004 and 2005 Hockey East regular-season championship and 2005 playoff championship teams...Named to 2006 Hockey East First All-Star Team, 2006 NCAA East First All-American Team, and 2004-2006 Hockey East All-Academic Teams...Winner of league's 2006 Best Defensive Defenseman Award...As a senior, was recipient of Angelo V. Berlandi Hockey Scholarship, while sharing the John A. "Snooks" Kelley Award as the player who best typifies Boston College hockey...As a junior, helped B.C. clinch regular-season title by scoring game-winning goal with 17 seconds remaining in Mar. 5 regular-season finale vs. Maine...As a sophomore, notched GWG in Eagles' NCAA first-round tournament victory over Niagara...As a freshman, earned Bernie Burke Outstanding Freshman Award...A member of 2002 U.S. Junior Select Team at Viking Cup...Skated with Team USA at 2000 Four Nations Tournament.

HIGHLIGHTS

1st NHL GP: 11/22/06, LA 3 @ SJ 6 • 1st NHL Goal: 2/23/08, Chi. 6 @ LA 5 (OT) vs. P. Lalime • 1st NHL Assist: 1/22/06, LA 3 @ SJ 6 • Most Goals in Game: 1; 10 times, last time 3/21/13, NJ 4 @ Car. 1 • Most Assists in Game: 1; 23 times, last time 4/21/13, NJ 1 @ NYR 4 • Most Pts. in Game: 1; 33 times, last time 4/21/13, NJ 1 @ NYR 4 (1a) • Most PIM in Game: 4; 12/27/08, LA 4 @ Phx. 0 (2 min.) • Most Shots in Game: 5; 1/31/09, LA 3 @ Mtl. 4; 12/9/08, LA 1 Col. 6 • GP Streak: 23; 12/11/08-1/20/09 (23) • Goal-Scoring Streak: 1; 10 times, last time 3/21/13 (1g) • Assist-Scoring Streak: 2; 4/20-21/13 (2a); 4/5-7/12 (2a) • Point-Scoring Streak: 3; 3/16-21/13 (2g-1a-3pts); 12/23-27/08 (2g-1a-3pts) • Penalties: 28 min. • Multiple-Pt. Games: None.

PERSONAL

Peter and his wife, Casey, have a three-year-old son, Lincoln James and an 18-month-old daughter, Adelaide Grace; Casey is the daughter of former NFL wide receiver Dwight Clark...Before Boston College, went to the Hawken School where he played centerfield on the baseball team; was a three-time All-League Honoree...Majored in history at the College of Arts & Sciences while at B.C...Has an older brother, Josh, who played at Miami University (Ohio) for four years (1995-1999); he also played seven years of minor league hockey for ECHL/IHL/AHL teams, including the Trenton Titans.


VS. NHL

	GP	G	A	PTS	PIM		GP	G	A	PTS	PIM		GP	G	A	PTS	PIM
ANA	12	0	2	2	8	EDM	6	0	0	0	2	PHI	7	0	0	0	0
BOS	5	0	0	0	0	FLA	5	1	2	3	0	PHX	9	2	2	4	6
BUF	5	0	1	1	0	LA	0	0	0	0	0	PIT	4	0	0	0	0
CGY	7	0	0	0	2	MIN	11	0	1	1	4	SJ	13	1	2	3	4
CAR	4	1	0	1	2	MTL	6	1	0	1	2	STL	8	0	1	1	2
CHI	7	1	1	2	4	NSH	8	0	2	2	0	TB	3	1	0	1	0
COL	7	0	0	0	4	NJ	5	0	0	0	2	TOR	5	0	1	1	0
CBJ	7	1	0	1	2	NYI	4	0	0	0	0	VAN	8	0	0	0	2
DAL	13	0	1	1	2	NYR	6	0	3	3	4	WSH	2	0	0	0	0
DET	11	1	3	4	2	OTT	7	0	1	1	2	WPG	3	0	0	0	0

		REGULAR SEASON											PLAYOFFS						
YEAR	TEAM	LEAGUE	GP	G	A	PTS	+/-	PIM	PP	SH	GW	GT	S	GP	G	A	PTS	PIM	
1990-00	Cleveland	NAHL	8	0	1	1	-	6	-	-	-	-	-	-	-	-	-	-	
2000-01	Cleveland	NAHL	55	5	23	28	-	34	-	-	-	-	-	-	-	-	-	-	
2001-02	Cleveland	NAHL	54	5	19	24	-	38	-	-	-	-	-	-	-	-	-	-	
2002-03	Boston College	HE	39	1	11	12	-	20	-	-	-	-	-	-	-	-	-	-	
2003-04	Boston College	HE	40	2	12	14	-	12	-	-	-	-	-	-	-	-	-	-	
2004-05	Boston College	HE	35	4	10	14	-	22	-	-	-	-	-	-	-	-	-	-	
2005-06	Boston College	HE	42	7	23	30	-	32	-	-	-	-	-	-	-	-	-	-	
2006-07	Manchester	AHL	62	7	27	34	-	43	-	-	-	-	-	16	3	8	11	18	
	Los Angeles	NHL	12	0	2	2	0	8	0	0	0	-	11	-	-	-	-	-	
2007-08	Manchester	AHL	49	7	36	43	-	25	-	-	-	-	-	4	0	1	1	4	
	Los Angeles	NHL	25	2	3	5	3	2	0	0	0	-	16	-	-	-	-	-	
2008-09	Los Angeles	NHL	69	4	8	12	13	-	28	1	0	1	-	95	-	-	-	-	
	United States	WC-A	3	0	0	0	-	0	-	-	-	-	-	-	-	-	-	-	
2009-10	Los Angeles	NHL	39	1	2	3	-2	8	0	0	0	-	23	2	0	0	0	0	
2010-11	Los Angeles	NHL	19	1	3	4	3	4	0	0	0	-	12	-	-	-	-	-	
2011-12	Albany	AHL	61	5	21	26	0	36	-	-	-	-	-	-	-	-	-	-	
	DEVILS	NHL	11	0	2	2	0	0	0	0	0	-	11	17	0	4	4	6	
2012-13	DEVILS	NHL	23	2	3	5	-8	6	1	0	0	-	36	-	-	-	-	-	
DEVILS TOTALS			34	2	5	7	8	6	1	0	0	-	47	17	0	4	4	6	
NHL TOTALS			198	10	23	33	17	56	2	0	1	-	204	19	0	4	4	6	

Hockey East All-Academic Team (2004 to 2006) • NCAA East First All-American Team (2006) • Hockey East Best Defensive Defenseman (2006)
 Hockey East First All-Star Team (2006) • Played in AHL All-Star Game (2007, 2008)
 Signed as a free agent by Los Angeles, April 12, 2006. Signed as a free agent by DEVILS, August 12, 2011.





14

HEIGHT: 6-0
WEIGHT: 195 LBS.
SHOOTS: LEFT
BORN: 02/06/1990
BRANTFORD, ONT.

SEASON: 3RD NHL/
 3RD NJ
DRAFTED: NEW
 JERSEY'S 4TH CHOICE
 (3RD ROUND), 82ND
 OVERALL, IN 2008
 ENTRY DRAFT

14 • ADAM HENRIQUE • C

LAST SEASON: Played in 42 of the final 43 games after making NHL season debut/posting goal Jan. 31 vs. NY Islanders; was a healthy "scratch" Apr. 23 vs. Montreal...Total included his 100th career NHL match Mar. 19 vs. NY Rangers...Completed campaign tied third on squad with 11 goals (I. Kovalchuk)...Recorded points in season-high five straight games Feb. 3-10 (3g-2a-5pts); total included goals in three straight contests Feb. 5-9 (3g)...Also had goals in back-to-back games Mar. 5-7 (2g)...Matched career high in lone multiple-point effort of season with 2g-1a-3pts Mar. 13 vs. Philadelphia...Notched fifth/sixth career shorthanded goals over a three-game span Mar. 2 at Buffalo/Mar. 5 vs. Tampa Bay...Activated Jan. 31 after missing 5 games with left thumb injury suffered during Nov. 25 AHL contest vs. Wilkes-Barre/Scranton (Atlantic City, NJ); underwent a procedure to repair the Ulnar Collateral Ligament four days later...AHL stats showed 5g-3a-8pts in 16 games...Total included season-high two assists Nov. 17 at St. John's; and points in back-to-back games twice, most recently Nov. 24-25 (1g-1a-2pts)...Served as an alternate captain with Albany.

CAREER

2011-12: A finalist for the Calder Memorial Trophy as league's top rookie; finished third in the balloting...Named NHL's top rookie for December; led all first-year players with 5g-8a-13pts...Third among the league's rookies/fourth on squad with 51 points; first among first-year players/fourth on club with 35 assists; and sixth among rookies/seventh on team with 16 goals...Point-total was fourth among first-year players in franchise history; passed P. Verbeek (47, '83-84) with assist Mar. 27 vs. Chicago...Recorded points in team season-high (tie, P. Elias, 3 times & Z. Parise) seven straight games Nov. 25-Dec. 8 (2g-7a-9pts)...Notched 14 multiple-point games, including season-high 1g-2a-3pts Dec. 12 at Tampa Bay and lone two-goal game Nov. 5 vs. Winnipeg (OT)...Selected to participate as a rookie at NHL All-Star Weekend, but did not attend due to injury...Tied for first in NHL with four shorthanded goals (C. Clutterbuck, Min. & M. Richards, LA); was tied for second with 3 SH assists (4 others) and tied for first with 7 SH points (Parise)...Missed five of eight contests Jan. 14-Feb. 4 (groin)...Added game-deciding goal in first career shootout attempt Dec. 8 vs. Ottawa...Saw action in three games during eight-day AHL assignment Oct. 14-22; made NHL season debut Oct. 8 vs. Philadelphia...Established Devils' single-season playoff rookie record with 8a (7, S. Gomez, '00; B. Rafalski, '00 & J. Dowd, '95)/13pts (Gomez, 10, '00)...Tied NHL single-season record with second series-clinching overtime goal in game six of Eastern Conference Finals vs. NY Rangers (M. Gelinac, Cgy., '04)...In ECQF vs. Florida, became just second rookie in league history to record a series-clinching OT goal (C. Lemieux, Mtl., '86); was second rookie in team history (D. Brown,

'88 WCF at Bos.) to record an OT goal...Finished third in NHL/led squad with plus-12 mark; one of just three players in team's lineup (D. Clarkson & A. Ponikarovsky) to finish "plus" in all four playoff rounds...**2010-11:** Spent most of first pro season with Albany (AHL); led club with 25g, eight power play tallies, five game-winners and one in OT (tie)...Finished second on club with 50pts (M. Anderson, 55pts), tying M. Taormina's franchise rookie record set previous season...Total included two season-high four-game point-scoring streaks: Mar. 26-Apr. 2 (2g-4a-6pts) and Feb. 12-18 (4g-2a-6pts)...Notched 11 two-point games, including 2g Feb. 15 at Charlotte and Jan. 15 vs. Springfield...Made NHL debut in regular-season finale Apr. 10 vs. Boston; recalled from AHL Devils that day...Named to New Jersey's season-opening roster Oct. 6; was re-assigned prior to Oct. 8 season opener...Made AHL Devils' debut Oct. 9 vs. Adirondack...**OTHER:** Spent four seasons, 2006-07 through 2009-10, with Windsor (OHL); compiled 111g-117a-228pts and 152 penalty minutes in 238 games played...A member of Spiffires' back-to-back Memorial Cup Championships his last two seasons; teammates included H. Young and A. Loktionov ('08-09)...Named MVP of 2010 Ontario Hockey League playoffs; led league with 20g...Appeared in 2010 OHL All-Star Game...Represented Canada at 2010 World Junior Championships, winning Silver Medal.

HIGHLIGHTS

1st NHL GP: 4/10/11, Bos. 2 @ NJ 3 • 1st NHL Goal: 11/3/11, NJ 4 @ Phi. 3 (SO) vs. S. Bobrovsky • 1st NHL Assist: 10/27/11, NJ 3 @ Phx. 5 • 100th NHL Game: 3/19/13, NYR 2 @ NJ 3 • Most Goals in Game: 2; 3/13/13, Phi. 2 @ NJ 5; 11/5/11, Wpg. 2 @ NJ 3 (OT) • Most Assists in Game: 2; 8 times, last time 3/29/12, TB 4 @ NJ 6 • Most Pts. in Game: 3; 3/13/13, Phi. 2 @ NJ 5 (2g-1a-3pts); 12/12/11, NJ 5 @ TB 4 (1g-2a) • Most PIM in Game: 5; 1/10/12, NJ 3 @ Cgy. 6 (maj.) • Most Shots in Game: 5; 3/7/13, Buf. 2 @ NJ 3 (SO); 2/9/12, STL. 4 @ NJ 3 (SO) • GP Streak: 40; 1/31-4/21/13 • Goal-Scoring Streak: 3; 2/5-9/13 (3g); 1/6-10/12 (3g); 11/3-8/11 (4g) • Assist-Scoring Streak: 4; 11/25-12/2/11 (4a) • Point-Scoring Streak: 7; 11/25-12/8/11 (2g-5a-7pts) • Penalties: 9 min., 1 maj. • Multiple-Pt. Games: 13 2-pt. games, 2 3-pt. games.

PERSONAL

One of four sons – Michael, Cole and Shay – to Teresa and Joe Henrique...Hometown of Burford, Ont. had a sign posted in his honor as *Hometown of Adam Henrique*: 200 people gathered at the Burford Community Centre to watch game one of the 2012 Stanley Cup Finals...CBC went to his hometown to do a feature during the 2012 Stanley Cup Playoffs...Participated in *Hockey Night in Brantford* 2012 Homecoming Game at the Gretzky Centre; proceeds were donated to the Brant United Way...Along with Albany Devils defenseman Harry Young, annually participates in the Windsor Spitfires hockey camp for children...Ran a youth hockey camp at the Ice Vault Arena in Wayne, NJ this past summer...Was one of 27 NHL top prospects, along with Adam Larsson, to attend 2011 NHLPA Rookie Showcase outside of Toronto for Panini America and Upper Deck trading card/memorabilia partners...First job was working summers on his father's farm picking tobacco.

VS. NHL

	GP	G	A	PTS	PIM		GP	G	A	PTS	PIM		GP	G	A	PTS	PIM
ANA	1	1	0	1	0	EDM	1	0	0	0	0	PHI	9	4	3	7	2
BOS	7	0	2	2	0	FLA	7	1	1	2	0	PHX	1	0	1	1	0
BUF	7	2	5	7	2	LA	1	0	0	0	0	PIT	10	2	2	4	2
CGY	1	1	1	2	5	MIN	1	0	1	1	0	SJ	0	0	0	0	0
CAR	7	3	0	3	2	MTL	4	0	2	2	2	STL	1	1	0	1	0
CHI	1	0	1	1	0	NSH	0	0	0	0	0	TB	7	3	5	8	2
COL	2	0	1	1	0	NJ	-	-	-	-	-	TOR	7	1	4	5	0
CBJ	1	0	0	0	0	NYI	10	2	5	7	2	VAN	1	0	0	0	0
DAL	2	1	0	1	0	NYR	9	1	0	1	2	WSH	6	1	3	4	0
DET	1	0	0	0	0	OTT	7	0	3	3	2	WPG	5	3	0	3	0

		REGULAR SEASON													PLAYOFFS					
YEAR	TEAM	LEAGUE	GP	G	A	PTS	+/-	PIM	PP	SH	GW	GT	S	GP	G	A	PTS	PIM		
2005-06	Brantford	Jr. B	-	-	-	-	-	-	-	-	-	-	-	-	-	-	-	-		
2006-07	Windsor	OHL	62	23	21	44	-	20	-	-	-	-	-	-	-	-	-	-		
2007-08	Windsor	OHL	66	20	24	44	-	28	-	-	-	-	-	5	2	3	5	4		
2008-09	Windsor	OHL	56	30	33	63	-	47	-	-	-	-	-	20	8	9	17	19		
2009-10	Windsor	OHL	54	38	39	77	-	57	-	-	-	-	-	19	*20	5	25	12		
	Canada	WJC-A	6	1	0	1	-	2	-	-	-	-	-	-	-	-	-	-		
2010-11	Albany	AHL	73	25	25	50	-	26	-	-	-	-	-	-	-	-	-	-		
	DEVILS	NHL	1	0	0	0	1	0	0	0	0	3	-	-	-	-	-	-		
2011-12	DEVILS	NHL	74	16	35	51	8	7	0	*4	3	130	24	5	8	13	11	11		
	Albany	AHL	3	0	1	1	-	2	-	-	-	-	-	-	-	-	-	-		
2012-13	Albany	AHL	16	5	3	8	-	12	-	-	-	-	-	-	-	-	-	-		
	DEVILS	NHL	42	11	5	16	3-	16	3	2	2	78	-	-	-	-	-	-		
DEVILS TOTALS			117	27	40	67	6	23	3	6	5	-	211	24	5	8	13	11		
NHL TOTALS			117	27	40	67	6	23	3	6	5	-	211	24	5	8	13	11		

Won 99 Trophy (OHL Playoff MVP) (2010) • Played in OHL All-Star Game (2010) • NHL All-Rookie Team (2012)
 *Led League





68

HEIGHT: 6-3
WEIGHT: 230 LBS.
SHOOTS: LEFT
BORN: 02/15/1972
KLADNO, CZECH REP.

SEASON: 20TH NHL/
 1ST NJ
DRAFTED:
 PITTSBURGH'S 1ST
 CHOICE, 5TH
 OVERALL, IN 1990
 ENTRY DRAFT

68 • JAROMIR JAGR • RW

LAST SEASON: Split campaign between Dallas (34 games) and Boston (11); combined for 16g-19a-35pts overall...Acquired by Bruins Apr. 2; traded for third time in NHL career...Began year with first of nine multiple-point games/two multi-goal outings; posted 2g-2a-4pts Jan. 19 vs. Phoenix...Notched 1g-2a-3pts Mar. 20 at Colorado, as well as two goals Mar. 7 at Los Angeles...Two-point efforts included three 1g-1a showings, most recently Mar. 23 vs. Colorado; as well as three two-assist matches, most recently Apr. 10 at New Jersey...Recorded season-high five-game point-scoring streak Mar. 20-29 (4g-4a-8pts); as well as two 4-game stretches: Apr. 8-13 (6a) and Feb. 28-Mar. 9 (5g)...Also had points in back-to-back games on three occasions, most recently Apr. 21-23 (1g-1a-2pts)...Goal Apr. 21 vs. Florida marked his 118th career game-winning goal; tied P. Esposito's NHL record...Reached 1,000-assist mark in NHL career Mar. 29 vs. Minnesota...Extended own NHL record with 17th career overtime tally Feb. 6 at Edmonton...Added ten assists in 22 playoff games en-route to first Stanley Cup Finals appearance since 1991-92...Began season by playing in 34 games with HC Kladno (Czech Rep.); led team with 24g-33a-57pts and was named league's most valuable player.

CAREER

Entering his 20th National Hockey League season, ranks 34th all-time in games played (1,391), tenth in goals (681), 12th in assists (1,007) and eighth in points (1,688)...Among current NHL players, ranks first in goals, assists and points, and second in games played (R. Hamrik, 1,395)...Is fifth all-time with 78g-121a-199pts in Stanley Cup Playoffs...**2011-12:** Returned to NHL for first time since 2007-08; played in 73 games for Philadelphia...Finished third on Flyers with 35 assists/54 points...Reached 1,300 NHL career games-played mark Dec. 17 vs. Boston; tallied 1,600th career point with assist in season opener Oct. 6 at Boston...Posted season-high seven-game point-scoring streak Oct. 24-Nov. 5 (6g-5a-11pts)...Recorded 12 multiple-point/four multiple-goal games...Total included three season-high three-point efforts: 2g-1a Dec. 2 at Anaheim and Oct. 24 vs. Toronto; as well as 3a Mar. 29 at Carolina...Notched 2g Feb. 18 vs. Pittsburgh and Oct. 29 vs. Carolina...Finished with plus-five mark; was +73 over four NHL seasons since 2005-06...**2010-11:** Played in final season with Omsk (KHL); helped squad to Continental Cup with league's best record...Three-season total showed 66g, 79a and 145 points in 155 games played...Finished first on club with 32a; was second with 51pts and third with 19g...Played in KHL All-Star Game for third straight year...Nominated to World Championship All-Star Team; named best forward in leading Russia to Bronze Medal...**2009-10:** Appeared in KHL All-Star Game; finished first on Omsk across the board with 22g/20a (tie)/42pts...Represented Czech Rep. at Olympic Winter Games...Won Gold Medal while playing for his home country at World Championships; finished tied for first on team with 3g-4a-7pts...**2008-09:** Returned to Europe for first time since 2004-05; finished first on Omsk with 25g/53pts; second with 28a...Played in KHL All-Star Game...Represented Czech Republic at World Championships...**2007-08:** Appeared in every game for third straight season and fifth time overall...Led NY Rangers with 25g (tie, C. Drury)/71pts during final season

with club; was second with 46a (S. Gomez, 54)...Recorded 8-game point-scoring streak Dec. 18-Jan. 2 (4g-10a-14pts); as well as 19 multiple-point/two multi-goal contests...Racked-up season-high 4pts on two occasions: 4a Feb. 19 at Montreal and 1g-3a Dec. 29 at Toronto...Notched 2g Apr. 3 at NY Islanders and Dec. 26 vs. Carolina...Played in his 1,200th career contest Oct. 25 vs. New Jersey...**2006-07:** One of just two players in NY Rangers' lineup to appear in all 82 games (B. Betts)...Led club with 30g, 66a and 96pts; second with +26 mark (M. Malik, +32)...Became 16th player in league history to reach 600-goal plateau Nov. 19 vs. Tampa Bay, marking first time in history that teammates (B. Shanahan in season-opener) reached mark the same season...Reached/surpassed 900-assist mark in career Mar. 17 vs. Boston; was 17th NHL player to reach mark...Also reached/surpassed 1,500pts Feb. 10 at Washington; was just 12th player to reach mark, including J. Sakic earlier in season...Matched/surpassed S. Mikita (1,467pts) as the NHL's all-time scoring leader among European-born players Nov. 25 at Pittsburgh...Reached/surpassed J. Kurri (601g) as the league's all-time European-born goal scorer Nov. 21 vs. Carolina...Just second player to reach 30-plus goal mark in 15 consecutive seasons, joining M. Gartner...Stats showed two season-high 6-game point-scoring stretches, including Feb.

VS. NHL

	GP	G	A	PTS	PIM		GP	G	A	PTS	PIM		GP	G	A	PTS	PIM
ANA	22	15	14	29	14	EDM	30	14	23	37	18	PHI	86	40	67	107	71
BOS	70	32	58	90	62	FLA	57	32	33	65	38	PHX	31	14	19	33	30
BUF	77	42	56	98	68	LA	28	12	17	29	12	PIT	43	21	20	41	30
CGY	28	12	25	37	20	MIN	13	3	12	15	4	SJ	26	12	20	32	20
CAR	74	34	72	106	54	MTL	71	40	43	83	34	STL	25	7	16	23	19
CHI	25	13	14	27	16	NSH	16	5	15	20	14	TB	63	32	40	72	38
COL	37	21	27	48	18	NJ	99	35	54	89	62	TOR	48	31	42	73	30
CBJ	12	6	5	11	6	NYI	98	60	86	146	61	VAN	25	12	20	32	18
DAL	27	14	13	27	20	NYR	61	27	51	78	38	WSH	70	29	56	85	52
DET	29	8	19	27	14	OTT	62	36	41	77	48	WPG	38	22	29	51	30

YEAR	TEAM	LEAGUE	REGULAR SEASON											PLAYOFFS										
			GP	G	A	PTS	+	-	PIM	PP	SH	GW	GT	S	G	A	PTS	PIM						
1988-89	Poldi Kladno	Cze.	29	3	3	6	-	-	4	-	-	-	-	10	5	7	12	0						
	Czech	EJC-A	5	8	4	12	-	-	2	-	-	-	-	-	-	-	-	-						
1989-90	Poldi Kladno	Cze.	42	22	28	50	-	-	-	-	-	-	-	9	*8	2	10	-						
	Czech	WJC-A	7	5	*13	18	-	-	6	-	-	-	-	-	-	-	-	-						
	Czech	WEC-A	10	3	2	5	-	-	2	-	-	-	-	-	-	-	-	-						
1990-91	Pittsburgh	NHL	80	27	30	57	4	-	42	7	0	4	0	136	*24	3	10	13	6					
1991-92	Czech	C Cup	5	1	0	1	-	-	0	-	-	-	-	-	-	-	-	-						
	Pittsburgh	NHL	70	32	37	69	12	34	4	0	4	0	194	*21	11	13	24	6						
	Pittsburgh	NHL	81	34	60	94	30	61	10	1	9	0	242	12	5	4	9	23						
1993-94	Pittsburgh	NHL	80	32	67	99	15	61	9	0	6	2	298	6	2	4	6	16						
	Czech Republic	WC-A	3	0	2	2	-	-	2	-	-	-	-	-	-	-	-	-						
1994-95	HC Kladno	Czech Rep.	11	8	14	22	-	-	10	-	-	-	-	-	-	-	-	-						
	HC Bolzano	Ita.	1	0	0	0	-	-	0	-	-	-	-	-	-	-	-	-						
	Schalker	Ger.-2	1	1	10	11	-	-	0	-	-	-	-	-	-	-	-	-						
	Pittsburgh	NHL	48	32	38	*70	23	37	8	3	7	0	192	12	10	5	15	6						
1995-96	Pittsburgh	NHL	82	62	87	149	31	96	20	1	*12	1	403	18	11	12	23	18						
1996-97	Czech Republic	W Cup	3	0	2	2	-	-	2	-	-	-	-	-	-	-	-	-						
	Pittsburgh	NHL	63	47	48	95	22	46	11	2	8	-	234	5	4	4	8	4						
1997-98	Pittsburgh	NHL	77	35	*67	*102	17	64	7	0	8	2	262	6	4	5	9	2						
	Czech Republic	Olym.	6	1	4	5	-	-	2	-	-	-	-	-	-	-	-	-						
1998-99	Pittsburgh	NHL	81	44	*83	*127	17	66	10	1	7	2	343	9	5	7	12	16						
1999-00	Pittsburgh	NHL	63	42	54	*96	25	50	10	0	5	1	290	11	8	8	16	6						
2000-01	Pittsburgh	NHL	81	52	*69	*121	19	42	14	1	10	1	317	16	2	10	12	18						
2001-02	Washington	NHL	69	31	48	79	0	30	10	0	3	0	197	-	-	-	-	-						
	Czech Republic	WC-A	4	2	3	5	-	-	4	-	-	-	-	-	-	-	-	-						
	Czech Republic	WC-A	7	4	4	8	-	-	2	-	-	-	-	-	-	-	-	-						
2002-03	Washington	NHL	75	36	41	77	5	38	13	2	9	0	290	6	2	5	7	2						
2003-04	Washington	NHL	46	16	29	45	4	26	6	0	1	1	159	-	-	-	-	-						
	NY Rangers	NHL	31	15	14	29	1	12	4	0	2	0	98	-	-	-	-	-						
	Czech Republic	WC-A	7	5	4	9	-	-	6	-	-	-	-	-	-	-	-	-						
2004-05	Czech Republic	W Cup	5	1	1	2	-	-	2	-	-	-	-	-	-	-	-	-						
	HC Kladno	Czech Rep.	17	11	17	28	-	16	-	-	-	-	-	-	-	-	-	-						
	Omsk	Rus.	32	16	22	38	-	63	-	-	-	-	-	11	4	*10	*14	22						
	Czech Republic	WC-A	8	2	7	9	-	2	-	-	-	-	-	-	-	-	-	-						
2005-06	NY Rangers	NHL	82	54	69	123	34	72	24	0	9	-	368	3	0	1	1	2						
	Czech Republic	Olym.	8	2	5	7	-	6	-	-	-	-	-	-	-	-	-	-						
2006-07	NY Rangers	NHL	82	30	66	96	26	78	7	0	5	-	324	10	5	6	11	12						
2007-08	NY Rangers	NHL	82	25	46	71	8	58	7	0	5	-	249	10	5	10	15	12						
2008-09	Omsk	KHL	55	25	28	53	-	62	-	-	-	-	-	9	4	5	9	4						
	Czech Republic	WC-A	7	3	6	9	-	6	-	-	-	-	-	-	-	-	-	-						
2009-10	Omsk	KHL	51	22	20	42	-	50	-	-	-	-	-	3	1	1	2	0						
	Czech Republic	Olym.	5	2	1	3	-	6	-	-	-	-	-	-	-	-	-	-						
	Czech Republic	WC-A	9	3	4	7	-	12	-	-	-	-	-	-	-	-	-	-						
2010-11	Omsk	KHL	49	19	31	50	-	48	-	-	-	-	-	14	2	7	9	8						
	Czech Republic	WC-A	9	5	4	9	-	4	-	-	-	-	-	-	-	-	-	-						
2011-12	Philadelphia	NHL	73	19	35	54	5	30	8	0	2	-	170	11	1	7	8	2						
	HC Kladno	Czech Rep.	34	24	33	57	-	28	-	-	-	-	-	-	-	-	-	-						
	Dallas	NHL	34	14	12	26	5	20	6	0	2	-	87	-	-	-	-	-						
	Boston	NHL	11	2	7	9	3	2	0	0	2	-	28	22	0	10	10	8						

NHL TOTALS 1391 681 1007 1688 278 959 195 11 118 11 4881 202 78 121 199 159

WJC-A All-Star Team (1990) • NHL All-Rookie Team (1991) • Played in NHL All-Star Game (1992, 1993, 1996, 1998-2000, 2002-04) • NHL First All-Star Team (1995, 1996, 1998-2001, 2006) • Won Art Ross Trophy (1995, 1998-2001) • NHL Second All-Star Team (1997) • Won Lester B. Pearson Award (1999, 2000, 2006) • Hart Memorial Trophy (1999) • WC-A All-Star Team (2004, 2005, 2011) • WC-A Best Forward (2011)

*Led League

Traded to Washington by Pittsburgh with Frantisek Kucera for Kris Beech, Michal Sivek, Ross Lupaschuk and future considerations, July 11, 2001. Traded to NY Rangers by Washington for Anson Carter, January 23, 2004. Signed as a free agent by Philadelphia, July 1, 2011. Signed as a free agent by Dallas, July 3, 2012. Traded to Boston by Dallas for Cody Payne, Lane McDermid and Boston's first-round choice (Jason Dickinson) in 2013 Entry Draft, April 2, 2013. Signed as a free agent by DEVILS, July 23, 2013.

6-18 (2g-7a-9pts); opened season with points in six straight through Oct. 16 (2g-9a-11pts)...Totalled 26 multiple-point games, including season-high 1g-3a-4pts Oct. 28 at Phoenix; notched four multi-goal contests overall...Named 26th captain in team history just prior to season opener...**2005-06:** Saw action in all 82 games during first full season with NY Rangers; finished second in voting for the Hart Trophy as league's MVP (J. Thornton, Bos./SJ)...Named to league's First All-Star Team...Completed campaign ranked second in NHL with 54g (J. Cheechoo, SJ, 56) and 123pts (Thornton, 125); tied for second with career-high 24 power play tallies; and tied for third with 69a, nine game-winning goals and career-high +34 mark...Established Rangers' single-season goal (A. Graves, 52, '93-94) and point (J. Ratelle, 109, '71-72) records...Named NHL Offensive Player of the Month twice: March (12g-14a-26pts) and December (4g-18a-22pts)...Posted two 12-game point-scoring stretches: Mar. 12-Apr. 4 (9g-14a-23pts) and Oct. 10-Nov. 5 (12g-7a-19pts)...Recorded 37 multiple-point games, including six straight Feb. 2-Mar. 2 (9g-6a-15pts)...Notched four 4pt games, including 1g-3a on three occasions, most recently Mar. 18 vs. Toronto, and 4a Mar. 29 at NY Islanders...Totalled 11 multi-goal games, including three hat tricks: Mar. 22 vs. Philadelphia, Nov. 12 at Pittsburgh and Oct. 20 at NY Islanders...Played in his 1,100th career NHL game Mar. 29 at NY Islanders; reached/surpassed 1,400-point mark Mar. 2 at Philadelphia; and posted 800th career assist Dec. 18 vs. Colorado...Winner of NHLPA's Lester Pearson Award as "the most outstanding player" as voted by his peers...Played for Bronze Medal-winning Czech Republic at Winter Olympic Games in Torino, Italy...Named country's national player of the year for seventh time...**2004-05:** Represented home country at World Cup for second time...Finished fourth on HC Kladno (Czech Rep.) with 11g-17a-28pts despite seeing action in just 17 of 52 games; also fourth on Avangard Omsk (Rus.) with 16g-22a-38pts after playing in 32 of 60 matches...Led Czech Republic with 2g-7a-9pts at World Championships en-route to Gold Medal...**2003-04:** Began season with Washington (46 games); traded mid-season to New York (31) and made Rangers' debut Jan. 24 at Ottawa...Posted 12-game point-scoring streak Nov. 8-Dec. 2 (6g-14a-20pts) and 22 multiple-point/two multi-goal games...Total showed six 3pt outings, including two 2g-1a contests, most recently Feb. 26 at NY Islanders; and four 1g-2a matches, most recently Jan. 26 vs. Florida...Posted 1,300th point with assist Mar. 5 vs. Washington; skated in his 1,000th game Jan. 30 vs. Buffalo...Registered 1a while skating for the Eastern Conference at the NHL All-Star Game in Minnesota...Represented Czech Republic at World Championships; tied for country's lead with 5g-4a-9pts...**2002-03:** Finished first on Washington with 36g/77pts; third with 41a...Also first on squad with 13 PPG, 2 shorthanded goals (tie), 9 GWG, 2 OTG (tie) and 290 shots...Notched 11th career hat trick/reached 500g mark/added 1a Feb. 4 at Tampa Bay...Posted his 1,200th career point/matched career high with 3g-4a-7pts Jan. 11 vs. Florida...Played in his 900th career game Dec. 3 at Pittsburgh; recorded 700th assist Nov. 21 vs. Minnesota...Stats showed 16 multiple-point/five multi-goal games overall...Posted 6-game point-scoring streak Jan. 26-Feb. 7 (5g-6a-11pts)...Missed 6 games Mar. 10-23 with wrist injury...Named a starter at NHL All-Star Game; had 3a...**2001-02:** Led Washington with 79pts during first season with club; second with 31g/48a/10 PPG and third with 197 shots...Posted a pair of 7-game point-scoring streaks: Mar. 15-26 (6g-6a-12pts) and Dec. 28-Jan. 9 (3g-8a-11pts)...Recorded 24 multiple-point/four multi-goal games, including season-high 2g-2a-4pts Mar. 21 at Toronto...Posted 1,100th career point Nov. 30 vs. Carolina...Made Capitals' debut Oct. 6 vs. New Jersey...Missed 6 games with groin injury and 7 contests with leg injury...Did not qualify for Stanley Cup Playoffs for first time in NHL career...Selected as a starter for World All-Star Team...Led Czech Republic in scoring at both Olympic Winter Games and World Championships...**2000-01:** Captured the Art Ross Trophy as league's top scorer for fourth straight season and fifth time overall (121pts); finished tied for first with 69a and third with 52g...One of just five five-time winners, joining W. Gretzky (10), M. Lemieux (6), G. Howe (6) and P. Esposito (5)...Became just third player to win award four or more straight seasons, joining Gretzky ('80-81 to '86-87), Esposito ('70-71 to '73-74) and Howe ('50-51 to '53-54)...Led Pittsburgh in goals, assists, points and GWG (10); tied for second on team at +19...Named to NHL's First All-Star Team for fourth straight season and sixth time overall; finished third in voting for the Hart Trophy...Voted as a starter in the NHL All-Star Game for the eighth consecutive season; was the leading vote-getter for the third time in four years...Named NHL Player of the Month for March (15g-16a-31pts) and November (4g-7a-11pts); Player of the Week for period ending Dec. 31 (4g-4a-8pts)...Registered career-high 16-game assist/point-scoring streaks Jan. 9-Feb. 16 (7g-24a-31pts), the league's longest of the season...Recorded 37 multiple-point/12 multi-goal games, including season-high 3g-2a-5pts Mar. 10 vs. Calgary...Posted five 4pt games, including career-high 4g Oct. 14 vs. NY Rangers; also recorded hat trick Dec. 16 at Montreal...Appeared in his 800th career game Mar. 25 at New Jersey; registered 600th assist Jan. 13 at NY Islanders; reached/surpassed 1,000pt mark Dec. 30 vs. Ottawa; and notched 400th goal Nov. 13 at Colorado...Registered 2g-10a-12pts en-route to Eastern Conference Finals vs. New Jersey...**1999-00:** Winner of Art Ross Trophy (96pts) and was third with 54a, despite playing in only 63 games...Led Pittsburgh in goals, assists, points, GWG (5, tie w/R. Lang) and with +25 mark...Named to NHL First All-Star Team, captured his second consecutive Pearson Award and participated in NHL All-Star Game...Runner-up for the Hart Trophy...Named NHL Player of the Month for November (12g-11a-23pts) and was selected the NHL Player of the Week for period ending Nov. 14 (3g-6a-9pts)...Began season with career-high 15-game point-scoring streak (since surpassed) through Nov. 13 (14g-19a-33pts); had goals in a league-high (tie) seven consecutive games Oct. 7-28 (8g)...Established new career high with 3g-4a-7pts Dec. 30 vs. NY Islanders (since tied)...Multiple-point games included 2g-3a-5pts Dec. 15 at

Carolina and three 4pt games...Posted first hat trick in three years and added an assist Nov. 26 vs. Ottawa while reaching 900pt mark...Established NHL record with points on 15 straight goals Oct. 16-Nov. 4 (7g-8a-15pts)...Missed 19 games due to injury: thigh (13), stomach (4) and upper back (2)...**1998-99:** Captured Hart Trophy, Pearson Award and Art Ross Trophy...Named to NHL First All-Star Team; appeared in mid-season All-Star Game for fifth time...Ranked first in NHL with 83a; tied for second with 44g...Led club across the board in goals, assists and points (127), and with 7 GWG, three overtime goals and 343 shots...Matched career high (since surpassed) with 13-game point-scoring streak Dec. 26-Jan. 21 (8g-17a-25pts)...Totalled 37 multiple-point/eight multi-goal contests, including 1g-4a-5pts Feb. 2 vs. Buffalo...Recorded 500th career assist Apr. 3 vs. New Jersey; reached/surpassed 800pt mark Jan. 31 at Montreal...Appeared in his 600th game Nov. 25 at Washington...**1997-98:** Won Art Ross Trophy with 102pts; was only player to reach 100pt mark and was tied for first with 67a...Led club with 35g, 8 GWG, +17 and 262 shots and was tied for third with 7 PPG...Selected to NHL First All-Star Team and played for World Team at NHL All-Star Game, scoring 1g...Runner-up for Hart Trophy...Named NHL Player of the Month for March (5g-15a-20pts)...Posted 8-game point-scoring streak Dec. 6-26 (7g-8a-15pts)...Thirty-two multiple-point/five multi-goal games included three season-high 4pt games: 2g-2a Feb. 25 at Montreal, and 1g-3a Mar. 7 vs. Philadelphia and Dec. 29 vs. NY Islanders...Tallied 300th career goal Apr. 15 vs. Tampa Bay; registered 700th point with goal Feb. 6 at Buffalo; and reached/surpassed 400a Jan. 12 at Carolina...Missed 5 games due to groin injury...Represented Czech Republic/captured Gold Medal at Olympic Winter Games while leading country with 1g-4a-5pts (tie)...**1996-97:** Named to NHL Second All-Star Team...Tied for sixth in NHL with 47g; sixth with 95pts...Second on squad in goals and points; finished third with 48a, 11 PPG and 2 SHG...Posted career-high 13-game point-scoring streak (since surpassed) Nov. 16-Dec. 13 (15g-9a-24pts)...Named NHL Player of the Month for November (16g-7a-23pts)...Recorded career-high 9-game point-scoring streak Nov. 21-Dec. 10 (14g); stretch was league's longest of season...Totalled 26 multiple-point/ten multi-goal games, including season-high 2g-3a-5pts Dec. 23 at Toronto...Recorded 600th career NHL point with assist Jan. 4 vs. Tampa Bay...Selected to participate in NHL All-Star Game, but did not play due to injury...Missed 18 games with groin injury...Represented Czech Republic at inaugural World Cup of Hockey tourney...**1995-96:** Appeared in 82 games for first time in NHL career, establishing career-highs with 62g, 87a and 149pts...Goal/point-totals were ranked second in NHL; assists were third...Set an NHL single-season record for assists/points by a right wing (M. Bossy, 83a/147pts, '81-82)...Also established a new single-season mark for most points by a European-born player (P. Stastny, 139pts, '81-82)...One of only six players (Gretzky, M. Lemieux, Esposito, S. Yzerman & B. Nicholls) to record at least 149pts in a season...Led league with career-high 12 GWG and 403 shots on goal...Finished second on club/tied for fourth in league with career-high +31 mark (since surpassed)...Named to NHL First All-Star Team for second time and appeared in his third NHL All-Star Game...Recorded 45 multiple-point/15 2g games overall...Stats included his 300th career assist Mar. 5 vs. Winnipeg; 500th point Feb. 24 at Montreal; 200th goal Feb. 7 at New Jersey; and 400th game Jan. 8 vs. Vancouver...Appeared in 18 playoff games; totaled 11g-12a-23pts, including 11-game point streak Apr. 17-May 11 (10g-8a-18pts)...Notched first career playoff hat trick in game five of Eastern Conference Quarterfinals vs. NY Rangers...**1994-95:** Captured his first Art Ross Trophy; tied E. Lindros with 70pts and was second with 32g (P. Bondra, Wsh., 34)...Became first European-born player ever to win the award and first non-center since 1977 (G. Lafleur)...Named to NHL First All-Star Team; finished as runner-up in voting for Hart Trophy...Tied for second in NHL with 7 GWG and tied for third with three shorthanded goals...Led club with 8 PPG and 192 shots; second with 38a and +23 mark...Appeared in 12 playoff games en-route to Eastern Conference Semifinals vs. New Jersey...Began campaign with HC Kladno (Czech Rep.)...**1993-94:** Ranked first on team and was tied for ninth in NHL with career-high 99pts (since surpassed); tied for seventh in league with 67a...First on team with 298 shots; second with 9 PPG, tied for second with 6 GWG and tied third with 32g...Completed campaign on career-high (since surpassed) 9-game point-scoring streak (3g-11a-14pts)...Posted 29 multiple-point/four 2g games, including career-high 5a/6pts (since surpassed) Nov. 16 vs. Philadelphia...Voted to start NHL All-Star Game; did not play after suffering groin injury during skills competition and missed 4 games as a result...**1992-93:** Finished campaign ranked fifth on Penguins with 34g-60a-94pts; was second on squad with 9 GWG and third with 242 shots...Appeared in his second NHL All-Star Game...Matched career high (since surpassed) with 7-game point-scoring streak Dec. 12-27 (6g-4a-10pts)...Recorded 32 multiple-point/three multi-goal games; matched career high with 1g-3a-4pts Oct. 22 vs. Detroit (since surpassed)...Notched first career SHG Nov. 21 vs. New Jersey...Suffered separated shoulder Feb. 23 vs. New Jersey and missed 3 games...Represented Czech Republic at Canada Cup...**1991-92:** Completed campaign fifth on Penguins with 32g, tied for sixth with 37a and sixth with 69pts...Recorded 22 multiple-point/six multi-goal games, including career-high 1g-3a-4pts Nov. 29 at Philadelphia (since tied/surpassed)...Posted 100th career point Dec. 29 at NY Rangers; appeared in 100th game Nov. 18 at Quebec...Received 10-game suspension from NHL for physical abuse of an official Jan. 26 at Washington...A member of Pittsburgh's Stanley Cup Championship team; had 9-game point streak May 7-26 (7g-8a-15pts)...Scored OT goal in game 1 of WCF vs. Boston...Also scored goal on PS attempt in game 5 of PDF vs. NY Rangers' J. Vanbiesbrouck...**1990-91:** Named to NHL All-Rookie Team; one of just two first-year players to see action in all 80 games...Finished second among league's rookies with 27g; third with 30a/57pts...A member of Pittsburgh's Stanley Cup Championship team; finished first among first-year players

with 3g-10a-13pts...Established Stanley Cup Finals rookie record with 5a...**OTHER:** First Czech-born player to attend the NHL Entry Draft without defecting...Played four seasons in Czech Junior League prior to playing for Poldi Kladno in Czech Div. 1.

HIGHLIGHTS

1st NHL GP: 10/5/90, Pit. 7 @ Wsh. 4 • 1st NHL Goal: 10/7/90, NJ 4 @ Pit. 7 vs. C. Terrieri • 1st NHL Assist: 10/19/90, Pit. 4 @ Buf. 4 • 1,000th Assist: 3/29/13, Min. 3 @ Dal. 5 • Most Goals in Game: 4; 4/14/00, NYR 6 @ Pit. 8 • Most Assists in Game: 5; 11/16/93, Phi. 5 @ Pit. 11 • Most Pts. in Game: 7; 1/11/03, Fla. 2 @ Wsh. 12 (3g-4a); 12/30/99, NYI 3 @ Pit. 9 (3g-4a) • Most PIM in Game: 17; 3/28/95, NYI 3 @ Pit. 6 (min., maj., misc.) • Most Shots in Game: 12; 4/4/06, Phi. 2 @ NYR 3 (SO); 11/27/93, Ott. 2 @ Pit. 2 • GP Streak: 246; 10/5/05-4/18/06 (82), 10/5/06-4/7/07 (82), 10/4/07-4/6/08 (82) • Goal-Scoring Streak: 9; 11/21-12/10/96 (14g) • Assist-Scoring Streak: 16; 1/9-2/16/01 (24a) • Point-Scoring Streak: 16; 1/9-2/16/01 (7g-24a-31pts) • Penalties: 437 min., 3 maj., 3 misc., 4 game misc. • Multiple-Pt. Games: 298 2-pt. games, 132 3-pt. games, 47 4-pt. games, 5 5-pt. games, 1 6-pt. game, 27-pt. games.

PERSONAL

Wears no. 68, in honor of the Prague spring rebellion that occurred in Czechoslovakia in 1968 and his grandfather's involvement...Is franchise owner of HC Kladno in the Czech Extraliga; his father has served as the club's president...Is one of only two Czechs (Jiri Slegl) and 25 players overall, in the Triple Gold Club, having won the Stanley Cup (1991, 1992), World Championships (2005, 2010) and Olympic Gold Medal (1998)...Served as the Czech Republic's flag bearer for the Opening Ceremonies of the Vancouver 2010 Winter Olympics...Was recipient of the Medal of Merit in the second grade for meritorious services to the state, awarded by the president of the Czech Republic, Václav Klaus, in 2010...Is a ten-time winner of the Golden Hockey Stick, an award given to the top Czech player for a given year – total is the most of any player...Received the IOC President's Trophy, the highest sports award given to athletes who have excelled in their sport, had an extraordinary career and created a lasting impact on their sport, in 2011.

HAT TRICKS

NO.	DATE	SCORE	GOALTENDER(S)
1.	2/02/91	Boston 2 at PITTSBURGH 6 (GW)	Norm Foster
2.	2/14/95	Boston 3 at PITTSBURGH 5 (GW)	Vincent Riendeau (2), ENG
3.	11/02/96	Ottawa 3 at PITTSBURGH 7 (GW)	Ron Tugnutt
4.	11/30/96	Boston 2 at PITTSBURGH 6 (GW)	Bill Ranford
5.	*11/26/99	Ottawa 0 at PITTSBURGH 5 (GW)	Patrick Lalime
6.	12/30/99	NY Islanders 3 at PITTSBURGH 9	Roberto Luongo
7.	10/14/00	NY Rangers 6 at PITTSBURGH 8 (4)	Kirk McLean
8.	*12/16/00	PITTSBURGH 4 at Montreal 4 (OT)	Jeff Hackett
9.	3/10/01	Calgary 3 at PITTSBURGH 6 (GW)	Mike Vernon (2), ENG
10.	1/11/03	Florida 2 at WASHINGTON 12	Hume (1), Luongo (2)
11.	*2/04/03	WASHINGTON 5 at Tampa Bay 1 (GW)	John Grahame
12.	10/20/05	NY RANGERS 4 at NY Islanders 5	Rick DiPietro
13.	11/12/05	NY RANGERS 6 at Pittsburgh 1 (GW)	Jocelyn Thibault
14.	3/22/06	Philadelphia 6 at NY RANGERS 3	Robert Esche

*Denotes natural hat trick.

ALL-STAR APPEARANCES

YEAR	TEAM	GP	G	A	PTS	PIM
1992	Wales Conference (Pit.)*	1	0	1	1	0
1993	Wales Conference (Pit.)*	1	1	1	2	0
1994	Eastern Conference (Pit.)*	D I D	N O T	P L A Y	-	I N J U R E D
1996	Eastern Conference (Pit.)*	1	1	0	1	0
1997	Eastern Conference (Pit.)*	D I D	N O T	P L A Y	-	I N J U R E D
1998	World (Pit.)*	1	1	0	1	0
1999	World (Pit.)*	1	0	1	1	0
2000	World (Pit.)*	1	1	1	2	0
2001	World (Pit.)*	D I D	N O T	P L A Y	-	I N J U R E D
2002	World (Wsh.)*	1	0	0	0	0
2003	Eastern Conference (Wsh.)*	1	0	3	3	0
2004	Eastern Conference (NYR)	1	0	1	1	0
Totals		9	4	8	12	0

*Indicates starter as selected by the fans.

PENALTY SHOTS

DATE	OPPOSITION	RESULT	SCORE
1/26/93	vs. Don Beaupre, Wsh.	Save	Wsh. 3 at Pit. 6
11/09/96	vs. Mark Fitzpatrick, Fla.	Save	Pit. 2 at Fla. 4

NEW JERSEY DEVILS

Single-game Ticket Information

The Devils have three fan initiatives for their single-game ticket-purchasing process for this season:

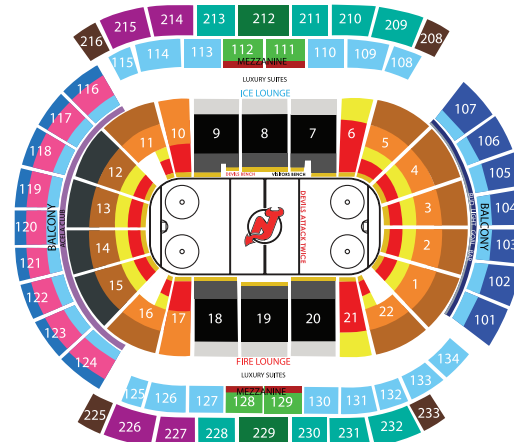
- Ballena Technologies online virtual arena viewing tool, which offers a three-dimensional view of Prudential Center's sightlines to the ice, from every seat in the building.
- Ticketmaster's new interactive seat map, which enables fans to click on specific sections, check on the availability and purchase specific seat locations for each game.
- Variable pricing, an industry-standard which assigns prices to individual games based on factors such as opponent, day of the week and time of the season. Each game falls into one of three categories, giving fans the opportunity to select the games that work best for them, while staying within a set budget. For individual game ticket prices, please visit newjerseydevils.com/tickets.


TICKETS ARE AVAILABLE AT:

- Prudential Center Box Office Monday through Friday, 11AM-6PM, closed Saturday and Sunday. Also through second intermission of each Devils' home game.

No phone orders.

- Ticketmaster outlets
A per ticket service charge applies.
- Ticketmaster
Charge-by-Phone,
(800) 745-3000 – A per ticket service charge applies.
- By Mail...Be sure to specify game date(s) and number of tickets desired. Enclose certified check or money order payable to New Jersey Devils, or indicate credit card number (MasterCard, Visa or American Express) and expiration date. Include a \$5.00 service charge.
- Online at newjerseydevils.com, prucenter.com, or ticketmaster.com.
- For Season Ticket, Partial Plan or Group Sales Information, call the Devils at 1-800-NJ-DEVIL or 1-855-DEV-ARMY.





16

HEIGHT: 6-1
WEIGHT: 195 LBS.
SHOOTS: LEFT
BORN: 03/02/1991
 STOCKHOLM, SWE.

SEASON: 4TH NHL/
 4TH NJ
DRAFTED: NEW
 JERSEY'S 1ST CHOICE,
 20TH OVERALL, IN
 2009 ENTRY DRAFT

16 • JACOB JOSEFSON • C

LAST SEASON: Split campaign between AHL (38 games) and NHL Devils (22)...Notched lone NHL goal of campaign Apr. 23 vs. Montreal; was recalled from Albany (AHL) for second time Apr. 5...Posted first NHL assist/point of season Jan. 25 vs. Washington; made NHL season debut Jan. 19 at NY Islanders...Wore sweater nos. 16 and 9...Finished seventh on Albany with 10g-15a-25pts; was tied for second (B. Butler) with plus-11 mark...Total included two AHL season-high four-game point-scoring streaks, most recently Nov. 10-17 (2g-2a-4pts)...Notched five multiple-point games, including two goals Oct. 20 at Worcester...Missed nine AHL contests Mar. 15-30 with upper body injury.

CAREER

2011-12: Totaled 2g-7a-9pts overall, as well as career-high plus-ten mark...Goal Mar. 23 vs. Toronto was his first since Mar. 30, 2011 vs. NY Islanders...Matched career high with points in three straight games Mar. 6-10 (3a); had points in back-to-back games Mar. 29-31 (1g-1a-2pts)...Injuries limited playing time to just 41 games, including career-high 36 straight appearances Jan. 17-Apr. 3; missed two contests Apr. 5-7 with fractured left wrist...Returned to NHL lineup Jan. 17 vs. Winnipeg; recalled from Albany (AHL) that morning following Jan. 10 assignment...Returned from injury Jan. 14 vs. Syracuse; posted goal in next appearance Jan. 16 vs. Adirondack...Missed 37 games with broken right clavicle suffered Oct. 21 vs. San Jose; injured against Sharks for second straight season...Picked up his first NHL point of season with assist Oct. 10 vs. Carolina...Made 2011-12 NHL debut in season-opener Oct. 8 vs. Philadelphia...Also recalled from Albany Jan. 30 following Jan. 26 assignment; had 1g-1a-2pts in two AHL appearances during NHL All-Star break...Returned to Devils' lineup/made NHL playoff debut/posted assist in game four of Eastern Conference Finals vs. NY Rangers after missing 15 games due to wrist injury...**2010-11:** One of ten Devils' players to make their NHL debut; joined M. Fayne, S. Gionta, A. Henrique, O. Magnan, B. Mills, M. Taormina, M. Tedenby, A. Urbom and A. Vasyunov...Played in 28 NHL games and 18 games with AHL Devils during first season in North America...Recorded all ten NHL points (3g-7a-10pts) over an 18-game stretch Mar. 6-Apr. 10...Total showed points in five of 6 games Mar. 12-22 (2g-4a-6pts), including career-high 3-game point-scoring streak (since tied) Mar. 12-17 (2g-2a-4pts), as well as points in back-to-back games Mar. 20-22 (2g-1a-3pts)...Notched career-high 1g-1a-2pts, including first career NHL goal (vs. A. Montoya) Mar. 12 vs. NY Islanders; first point with assist Mar. 6 at NY Islanders...Added 3g-9a-12pts in 18 AHL games overall; total included season-high 3-game point-scoring streak Jan. 22-28 (2g-3a-5pts) and 2g-1a-3pts Jan. 25 at Bridgeport...Returned to NHL lineup Feb. 19 at Carolina; recalled from

Albany for second time Feb. 17...Assigned to Albany Jan. 7; missed 30 games Oct. 29-Jan. 6 with hand injury suffered Oct. 27 at San Jose...Underwent surgery to repair a detached ligament; was placed on Injured Reserve List Nov. 4, retroactive to Oct. 27...Made Devils/NHL debut Oct. 15 vs. Colorado; recalled from Albany Oct. 14...Made North American debut with AHL Devils Oct. 9 vs. Adirondack...Finished 0-1 in shootouts; took lone attempt Mar. 6 (Montoya)...Attended first NHL training camp in September; was scoreless in four pre-season games...Signed first North American contract May 14, 2010, same day as current teammate/fellow Swede M. Tedenby...**OTHER:** Spent most of the 2008-09/2009-10 season with Djurgardens in the Swedish Elite League; team advanced to league finals in 2009-10...With 5g-11a-16pts, established team record for goals/points by a player aged 18-and-under...Made SEL debut Feb. 28, 2008 for lone senior team appearance of season...Represented Bronze Medal-winning Sweden at 2010 World Junior Championships in Saskatoon/Regina, Sask.; won Silver Medal at 2009 tourney in Ottawa, Ont...Began junior career with Djurgardens under-18 team in 2005-06; continued to see action with squad through 2008-09...A member of its 2006-07 under-16 championship team...Spent most of 2007-08 with Djurgardens junior team; helped U18 squad capture championship...Made first international appearance at 2008 World Junior under-18 Championship in Kazan, Rus.; recorded hat trick in first game vs. Belarus...Also drafted in the third round, 61st overall, in the 2009 KHL Junior Draft by SKA St. Petersburg.

HIGHLIGHTS

10/15/10, Col. 3 @ NJ 2 • 1st NHL Goal: 3/12/11, NYI 2 @ NJ 3 (OT) vs. A. Montoya • 1st NHL Assist: 3/6/11, NJ 3 @ NYI 2 (SO) • Most Goals in Game: 1; 6 times, last time 4/23/13, Mtl. 2 @ NJ 3 • Most Assists in Game: 1; 16 times, last time 4/18/13, NJ 3 @ Phi. 0 • Most Pts. in Game: 2; 3/12/11, NYI 2 @ NJ 3 (OT) (1g-1a) • Most PIM in Game: 2; 7 times, last time 2/12/13, Car. 4 @ NJ 2 (min.) • Most Shots in Game: 4; 1/25/13, Wsh. 2 @ NJ 3 (OT); 3/23/12, Tor. 4 @ NJ 3 (SO); 3/4/11, Pit. 1 @ NJ 2 (OT) • GP Streak: 36; 1/17-4/3/12 • Goal-Scoring Streak: 2; 3/12-10/11 (2g) • Assist-Scoring Streak: 3; 3/6-10/12 (3a) • Point-Scoring Streak: 3; 3/6-10/12 (3a) • Penalties: 7 min. • Multiple-Pt. Games: 12-pt. game.

PERSONAL

The youngest of three brothers, all of whom began playing hockey with IK Göta...Played soccer until the age of 13, before deciding to focus entirely on hockey...Participated in Cystic Fibrosis fundraiser, September 6, 2011 in NYC...His favorite international hockey memory was watching Sweden come back to tie Finland 4-4 at the 2004 World Cup after Finland had held a 3-1 advantage in the first and 4-3 lead with 45 seconds remaining...Favorite on-ice moment was winning the under-16 national championship in Sweden with Djurgardens in 2006-07...Enjoys watching Detroit's H. Zetterberg and Philadelphia's V. Lecavalier.

VS. NHL

	GP	G	A	PTS	PIM		GP	G	A	PTS	PIM		GP	G	A	PTS	PIM
ANA	1	0	0	0	0	EDM	0	0	0	0	0	PHI	9	0	2	2	0
BOS	6	0	3	3	0	FLA	2	0	0	0	2	PHX	0	0	0	0	0
BUF	5	0	0	0	0	LA	1	0	0	0	0	PIT	10	0	0	0	2
CGY	0	0	0	0	0	MIN	0	0	0	0	0	SJ	2	0	0	0	0
CAR	4	0	2	2	4	MTL	6	1	0	1	0	STL	1	0	0	0	0
CHI	1	0	0	0	0	NSH	1	0	0	0	0	TB	5	1	0	1	0
COL	2	0	0	0	0	NJ	-	-	-	-	-	TOR	3	1	1	2	2
CBJ	1	0	1	1	0	NYI	11	2	4	6	0	VAN	1	0	0	0	0
DAL	0	0	0	0	0	NYR	9	0	1	1	4	WSH	3	0	1	1	0
DET	0	0	0	0	0	OTT	3	0	1	1	0	WPG	4	1	0	1	0

			REGULAR SEASON										PLAYOFFS									
YEAR	TEAM	LEAGUE	GP	G	A	PTS	+/-	PIM	PP	SH	GW	GT	S	GP	G	A	PTS	PIM				
2005-06	Djurgardens	Swe. U18	5	1	1	2	-	22	-	-	-	-	-	-	-	-	-	-	-	-		
2006-07	Djurgardens	Swe. U18	25	14	17	31	-	22	-	-	-	-	-	3	0	0	0	0	0	0		
2007-08	Djurgardens	Swe. U18	4	1	2	3	-	12	-	-	-	-	-	6	0	6	6	4	-	-		
	Djurgardens	Swe. Jr.	34	14	17	31	-	22	-	-	-	-	-	7	2	3	5	8	-	-		
	Djurgardens	Swe.	1	0	0	0	-	0	-	-	-	-	-	-	-	-	-	-	-	-		
	Djurgardens	Swe. Jr.	5	1	3	3	-	8	-	-	-	-	-	6	1	3	4	4	-	-		
	Djurgardens	Swe.	50	5	11	16	-	14	-	-	-	-	-	-	-	-	-	-	-	-		
	Djurgardens	Swe. U18	-	-	-	-	-	-	-	-	-	-	-	1	0	0	0	0	0	0		
2009-10	Sweden	WJC-A	6	0	0	0	-	2	-	-	-	-	-	-	-	-	-	-	-	-		
	Djurgardens	Swe.	43	8	12	20	-	20	-	-	-	-	-	14	3	2	5	4	-	-		
2010-11	Sweden	WJC-A	6	3	3	6	-	4	-	-	-	-	-	-	-	-	-	-	-	-		
	Albany	AHL	18	3	9	12	-	4	-	-	-	-	-	-	-	-	-	-	-	-		
2011-12	DEVILS	NHL	28	3	7	10	5	6	0	0	1	-	31	-	-	-	-	-	-	-		
	DEVILS	NHL	41	2	7	9	10	6	0	0	0	-	37	6	0	1	1	0	-	-		
2012-13	Albany	AHL	4	2	1	3	-	2	-	-	-	-	-	-	-	-	-	-	-	-		
	Albany	AHL	38	10	15	25	-	29	-	-	-	-	-	-	-	-	-	-	-	-		
2012-13	DEVILS	NHL	22	1	2	3	10	-	2	0	0	0	-	20	-	-	-	-	-	-		
	DEVILS	NHL	22	1	2	3	10	-	2	0	0	0	-	20	-	-	-	-	-	-		
DEVILS TOTALS			91	6	16	22	5	14	0	0	1	-	88	6	0	1	1	0	-	-		
NHL TOTALS			91	6	16	22	5	14	0	0	1	-	88	6	0	1	1	0	-	-		





S

HEIGHT: 6-3
WEIGHT: 205 LBS.
SHOOTS: RIGHT
BORN: 11/12/1992
 SKELLEFTEA, SWE.

SEASON: 3RD NHL/
 3RD NJ
DRAFTED: NEW
 JERSEY'S 1ST CHOICE,
 4TH OVERALL, IN 2011
 ENTRY DRAFT

S • ADAM LARSSON • D

LAST SEASON: Saw action with both Albany, AHL (33 games) and New Jersey (37)...Appeared in his 100th career NHL game Apr. 23 vs. Montreal...Stats included six assists/points overall; notched 3a over a seven-game span Feb. 9-21...Posted last NHL point of campaign with assist Apr. 20 vs. Florida; posted first point with assist Feb. 9 vs. Pittsburgh...Made NHL season debut Jan. 31 vs. NY Islanders; was a healthy "scratch" 11 times, including first five games Jan. 19-29...Recorded 4g-15a-19pts and 24 penalty minutes while appearing in every game with AHL Devils through Jan. 12...Total included two season-high 3-game point-scoring streaks, most recently Jan. 6-12 (2g-1a-3pts); and four two-assist efforts, most recently Dec. 27 at Springfield.

CAREER

2011-12: Completed first North American campaign tied for second among NHL rookie defensemen with 16 assists (D. Orlov, Wsh.); was fifth with 18 points...Tied franchise record among first-year defensemen (S. Niedermayer, Oct. 31-Nov. 13, '92 & B. Driver, Jan. 14-23, '85) with points in five straight games Nov. 19-26 (1g-4a-5pts)...Also had points in back-to-back games Dec. 16-17 (3a)...Posted first/lone multiple-point effort with 2a Dec. 16 vs. Dallas...Notched first career NHL goal Nov. 11 vs. Washington's T. Vokoun; posted first point with power play assist Nov. 2 vs. Toronto...Made his NHL debut Oct. 8 vs. Philadelphia; became seventh-youngest player in Devils' history at 18 years, 10 months and 26 days...Selected to participate as a rookie at NHL All-Star Weekend, but did not attend due to injury...Returned to lineup/activated from Injured Reserve List Feb. 26 vs. Tampa Bay after missing ten contests Feb. 4-24 with bruised lower back...Also missed two games Dec. 23-26 due to personal reasons and was a healthy "scratch" for five straight games Mar. 27-Apr. 5...Signed first NHL contract July 15, 2011...Made NHL playoff debut in game two of Eastern Conference Semifinals at Philadelphia...Became Devils' first rookie defenseman to notch a post-season goal in his first game, as well as the club's second rearguard to score in his NHL playoff debut (C. Wolanin, Apr. 6, '88 at NYI)...**OTHER:** Selected in the first round, fourth overall of the 2011 NHL Entry Draft, marking New

Jersey's earliest selection since S. Niedermayer (3rd, '91)...Was the first defenseman and first European-trained player selected...Along with current teammates J. Josefson and M. Tedenby, represented Sweden at 2010 and 2011 World Junior Championships; won Bronze Medal in 2010...Also represented his country at the 2009 and 2010 under-18 World Juniors; named tournament's best defenseman and to All-Star Team in 2010...Spent previous two seasons with Skelleftea in Elitserien (SEL) prior to North American career; was team's youngest player...Named a finalist for league's 2010-11 Rookie of the Year Award...Recorded 4g-13a-17pts in 2009-10, tying Elitserien record for most points by a defenseman under 18 (T. Jonsson, 8g-9a, '77-78)...In 2008-09, played with his older brother, Hampus.

HIGHLIGHTS

1st NHL GP: 10/8/11, Phi. 3 @ NJ 0 • 1st NHL Goal: 11/11/11, Wsh. 3 @ NJ 1 vs. T. Vokoun • 1st NHL Assist: 11/2/11, Tor. 5 @ NJ 3 • 100th NHL Game: 4/23/13, Mtl. 2 @ NJ 3 • Most Goals in Game: 1; 11/26/11, NYI 3 @ NJ 2; 11/11/11, Wsh. 3 @ NJ 1 • Most Assists in Game: 2; 12/16/11, Dal. 3 @ NJ 6 (2a) • Most PIM in Game: 4; 2/23/13, NJ 1 @ Wsh. 5 (2 min.); 12/12/11, NJ 5 @ TB 4 (2 min.); 11/3/11, NJ 4 @ Phi. 3 (SO) (2 min.) • Most Shots in Game: 4; 7 times, 4/25/13, Pit. 2 @ NJ 3 • GP Streak: 33; 10/8-12/20/12 • Goal-Scoring Streak: 1; 11/11/11 (1g); 11/26/11 (1g) • Assist-Scoring Streak: 4; 11/19-25/11 (4a) • Point-Scoring Streak: 4; 11/19-25/11 (4a) • Penalties: 16 min. • Multiple-Pt. Games: 1 2-pt. game.

PERSONAL

Spent the past two summers with his parents in Skelleftea...His father, Robert, was a defenseman who played professionally in Sweden for Skelleftea and was drafted by Los Angeles in the sixth round, 112th overall, of the 1988 NHL Entry Draft...Older brother, Hampus, is a forward for the third-level, Division 1 club, Burea IF, in Sweden...His entire family was in St. Paul, MN to witness him being drafted fourth overall in 2011...His favorite player to watch growing up was former Red Wings' defenseman N. Lidstrom...Is a big soccer fan, enjoys watching FC Barcelona...Was one of 27 NHL top prospects, along with A. Henrique, to attend 2011 NHLPA Rookie Showcase outside of Toronto for Panini America and Upper Deck trading card/memorabilia partners...Played for Sweden at the 2010 World Junior Championships with current teammates M. Tedenby and J. Josefson.

VS. NHL

	GP	G	A	PTS	PIM		GP	G	A	PTS	PIM		GP	G	A	PTS	PIM
ANA	0	0	0	0	0	EDM	1	0	0	0	0	PHI	9	0	1	1	8
BOS	4	0	0	0	2	FLA	6	0	2	2	2	PHX	1	0	0	0	0
BUF	5	0	0	0	0	LA	2	0	0	0	0	PIT	9	0	1	1	2
CGY	1	0	1	1	0	MIN	1	0	0	0	0	SJ	1	0	0	0	2
CAR	5	0	1	1	0	MTL	5	0	1	1	0	STL	0	0	0	0	0
CHI	0	0	0	0	0	NSH	1	0	0	0	0	TB	5	0	1	1	6
COL	2	0	0	0	0	NJ	-	-	-	-	-	TOR	5	0	2	2	0
CBJ	1	0	1	1	2	NYI	8	1	2	3	2	VAN	0	0	0	0	0
DAL	2	0	2	2	0	NYR	9	0	1	1	0	WSH	5	1	1	2	6
DET	0	0	0	0	0	OTT	7	0	1	1	0	WPG	7	0	4	4	0

YEAR	TEAM	LEAGUE	REGULAR SEASON											PLAYOFFS					
			GP	G	A	PTS	+/-	PIM	PP	SH	GW	GT	S	GP	G	A	PTS	PIM	
2007-08	Skelleftea	Swe. U18	24	5	15	20	-	30	-	-	-	-	-	-	-	-	-	-	
	Skelleftea	Swe. Jr.	3	0	5	5	-	6	-	-	-	-	-	-	-	-	-	-	
2008-09	Skelleftea	Swe. U18	7	3	8	11	-	6	-	-	-	-	8	0	6	6	6	6	
	Skelleftea	Swe. Jr.	26	2	7	9	-	28	-	-	-	-	5	0	4	4	2	2	
2009-10	Skelleftea	Swe.	1	0	0	0	-	0	-	-	-	-	-	-	-	-	-	-	
	Skelleftea	Swe. Jr.	1	0	1	1	-	2	-	-	-	-	-	-	-	-	-	-	
2010-11	Skelleftea	Swe.	49	4	13	17	-	18	-	-	-	-	11	0	1	1	31	31	
	Sweden	WJC-A	6	1	3	4	-	0	-	-	-	-	-	-	-	-	-	-	
2011-12	Skelleftea	Swe.	37	1	8	9	-	41	-	-	-	-	17	0	4	4	12	12	
	Sweden	WJC-A	6	1	3	4	-	4	-	-	-	-	-	-	-	-	-	-	
2011-12	DEVILS	NHL	65	2	16	18	-7-	20	0	0	0	-	68	5	1	0	1	4	
	2012-13	Albany	AHL	33	4	15	19	-	24	-	-	-	-	-	-	-	-	-	
2012-13	DEVILS	NHL	37	0	6	6	4	12	0	0	0	-	30	-	-	-	-	-	
	DEVILS TOTALS		102	2	22	24	3-	32	0	0	0	-	98	5	1	0	1	4	
NHL TOTALS			102	2	22	24	3-	32	0	0	0	-	98	5	1	0	1	4	





21

HEIGHT: 5-11
WEIGHT: 190 LBS.
SHOOTS: LEFT
BORN: 05/30/1990
 VOSKRESENSK, RUS.

SEASON: 3RD NHL/
 2ND NJ
DRAFTED: LOS
 ANGELES' 7TH
 CHOICE (5TH
 ROUND), 123RD
 OVERALL, IN 2008
 ENTRY DRAFT

21 • ANDREI LOKTIONOV • C

LAST SEASON: Completed campaign ranked 11th on Devils with 8g-4a-12pts; was tied for first (D. Clarkson) on squad with seven goals/tied for fourth (Clarkson) with nine points on the road...Finished second on New Jersey with 8g (P. Elias, 10)/tied for fourth (M. Zidlicky) with 12pts after making his NHL season debut Feb. 18 vs. Ottawa...Recorded points in career-high five straight games Feb. 21-Mar. 2 (3g-2a-5pts); posted points in three straight Mar. 25-30 (2g-1a-3pts)...Notched lone multiple-point effort with 1g-1a-2pts Mar. 13 vs. Philadelphia...Missed two contests Mar. 16-19 (soreness)...Recalled from Albany (AHL) for second time Feb. 17; previously recalled/assigned Feb. 13/14 without seeing any NHL action...Appeared in three games for AHL Devils; also posted 7g-15a-22pts in 37 games with Manchester (AHL) until Feb. 6 trade...Represented Russia at 2013 World Championship (1a).

CAREER

2011-12: Split campaign between Los Angeles and Manchester (AHL) for third straight year...Played in 39 NHL contests, including season-high 15 consecutive appearances Dec. 28-Feb. 1; totaled 3g-4a-7pts overall...Posted lone multiple-point game of season with two assists Dec. 31 vs. Vancouver; had goals/points in back-to-back contests Feb. 11-12 (2g)...Notched first career power play goal Feb. 12 at Dallas...Made NHL playoff debut in game two of Western Conference Quarterfinals at Vancouver; saw action in two games during Kings' run to Stanley Cup Championship...American Hockey League total included two three-point games: 2g-1a Oct. 16 at Springfield, as well as 3a in season opener Oct. 7 vs. Falcons...Recorded season-high four-game assist/point-scoring streak Oct. 14-19 (3g-4a-7pts)...**2010-11:** Made Kings' opening-day roster; appeared in 19 games over two stints with club...Recorded first career multiple-point contest with 1g-1a-2pts Feb. 16 at Columbus...Two of 4g were game-winning tallies: Feb. 12 at Washington and first career NHL goal Oct. 20 vs. Carolina...Finished tenth on Monarchs in scoring despite suffering season-ending upper body injury Feb. 25 vs. Bridgeport; ranked eighth with 23a and third with plus-16 rating...Stats showed four 3pt efforts, most recently 1g-2a Jan. 14 at Charlotte; posted points in six straight matches Dec. 17-31 (2g-5a-7pts)...**2009-10:** Called up to Los Angeles Nov. 23; 11a to that point led Monarchs and was second among AHL

rookies, while 17pts were first on squad and tied for third among first-year players...Made NHL debut/lone appearance of season Nov. 25 at Edmonton; at 19 years, five months and 26 days, became 15th youngest player in Los Angeles' history...Suffered upper body injury in game and missed 47 contests as a result; was activated Mar. 25...Made pro debut with 3g-1a-4pt effort Oct. 3 at Albany; posted season-high 4-game point-scoring streak Oct. 17-24 (2g-4a-6pts)...Helped Monarchs advance to AHL's Eastern Conference Finals...**OTHER:** Spent 2008-09 with Windsor (OHL); teammates included A. Henrique and H. Young...Ranked fourth among OHL rookies with 66pts, sixth with 24g and fifth with 42a...Selected as OHL Player of the Week May 3, 2009; posted 3g-2a-5pts and +5 mark in 2 games...Finished first among all playoff performers with +18 mark; was second with 11g-22a-33pts en-route to OHL Championship...Added 2g-5a-7pts to help Spitfires capture Memorial Cup; became first Kings' prospect since P. Kanko in 2003 to win CHL Championship...Made Russian Super League debut in 2007-08...Represented Silver Medal-winning Russia at 2008 IIHF World under 18 Championships and won a Gold Medal at 2007 tourney...Played two seasons for Yaroslavl-2 (Rus.-3)...In 2005-06, appeared in 4 games for Spartak-2 (Rus.-3).

HIGHLIGHTS

1st NHL GP: 11/25/09, LA 3 @ Edm. 1 • 1st NHL Goal: 10/20/10, LA 4 @ Car. 3 vs. J. Peters • 1st NHL Assist: 10/23/10, LA 6 @ Col. 4 • Most Goals in Game: 1; 15 times, last time 4/21/13, NJ 1 @ NYR 4 • Most Assists in Game: 2; 12/31/11, Van. 1 @ LA 4 • Most Pts. in Game: 2; 3/13/13, NJ 5 @ Phi. 2 (1g-1a); 12/31/11, Van. 1 @ LA 4 (2a); 2/16/11, LA 4 @ CBJ 3 (SO) (1g-1a) • Most PIM in Game: 2; 4 times, last time 3/4/13, NJ 2 @ Tor. 4 (min.) • Most Shots in Game: 5; 2/12/11, LA 4 @ Wsh. 1 • GP Streak: 15; 12/28/11-2/1/12 • Goal-Scoring Streak: 2; 3/25-29/13 (2g); 2/28-3/2/13 (2g) • Assist-Scoring Streak: 2; 2/23-24/13 (2a) • Point-Scoring Streak: 5; 2/21-3/2/13 (3g-2a-5pts) • Penalties: 4 min. • Multiple-Pt. Games: 3 2-pt. games.

PERSONAL

Is family friends with former Devils' center and Hockey Hall of Famer I. Larionov, considers him a mentor; while playing in Los Angeles, stayed at Larionov's home...Enjoys watching hockey footage of the late '90's Detroit Red Wings and the "Russian Five" (S. Fedorov, V. Fetisov, V. Konstantinov, S. Kozlov and Larionov)...In junior hockey at Windsor, spent four hours a day taking english courses to learn the language...Lists oatmeal as his favorite breakfast food.


VS. NHL

	GP	G	A	PTS	PIM		GP	G	A	PTS	PIM		GP	G	A	PTS	PIM
ANA	3	0	1	1	0	EDM	3	0	0	0	0	PHI	3	1	1	2	0
BOS	4	1	0	1	0	FLA	4	0	1	1	0	PHX	6	1	0	1	0
BUF	3	1	0	1	0	LA	0	0	0	0	0	PIT	2	0	0	0	0
CGY	4	0	1	1	0	MIN	3	0	0	0	0	SJ	2	0	0	0	0
CAR	4	2	0	2	0	MTL	2	0	0	0	0	STL	1	0	1	1	0
CHI	3	0	0	0	0	NSH	0	0	0	0	0	TB	3	1	0	1	0
COL	4	0	1	1	2	NJ	0	0	0	0	0	TOR	4	0	0	0	2
CBJ	4	1	1	2	0	NYI	2	1	0	1	0	VAN	3	0	2	2	0
DAL	4	1	0	1	0	NYR	2	1	0	1	0	WSH	4	2	1	3	0
DET	1	0	0	0	2	OTT	4	1	0	1	2	WPG	5	1	1	2	0

		REGULAR SEASON													PLAYOFFS						
YEAR	TEAM	LEAGUE	GP	G	A	PTS	+/-	PIM	PP	SH	GW	GT	S	GP	G	A	PTS	PIM			
2005-06	Spartak-2	Rus.-3	4	1	1	2	-	2	-	-	-	-	-	-	-	-	-	-			
2006-07	Yaroslavl-2	Rus.-3	31	7	21	28	-	26	-	-	-	-	-	-	-	-	-	-			
2007-08	Yaroslavl-2	Rus.-3	-	-	-	-	-	-	-	-	-	-	-	-	-	-	-	-			
2008-09	Yaroslavl	Rus.	5	0	1	1	-	0	-	-	-	-	-	-	0	0	0	0			
	Windsor	OHL	51	24	42	66	-	16	-	-	-	-	-	20	11	22	33	2			
2009-10	Manchester	AHL	29	9	15	24	-	12	-	-	-	-	-	16	1	8	9	2			
2010-11	Los Angeles	NHL	1	0	0	0	0	0	0	0	0	1	-	-	-	-	-	-			
	Manchester	NHL	19	4	3	7	2	2	0	0	2	26	-	-	-	-	-	-			
2011-12	Manchester	AHL	34	8	23	31	-	6	-	-	-	-	-	-	-	-	-	-			
	Manchester	AHL	32	5	15	20	-	10	-	-	-	-	-	-	-	-	-	-			
2012-13	Los Angeles	NHL	39	3	4	7	4	2	1	0	0	60	2	0	0	0	0	0			
	Manchester	AHL	37	7	15	22	-	6	-	-	-	-	-	-	-	-	-	-			
	Albany	AHL	3	0	0	0	-	0	-	-	-	-	-	-	-	-	-	-			
DEVILS	DEVILS	NHL	28	8	4	12	2	4	1	0	0	47	-	-	-	-	-	-			
	Russia	WC-A	7	0	1	1	-	0	-	-	-	-	-	-	-	-	-	-			
DEVILS TOTALS			28	8	4	12	2	4	1	0	0	47	-	-	-	-	-	-			
NHL TOTALS			87	15	11	26	4	8	2	0	2	134	2	0	0	0	0	0			

Traded to DEVILS by Los Angeles for DEVILS' fifth-round choice (later traded to Buffalo-Gustav Possler) in 2013 Entry Draft, February 6, 2013.





25

HEIGHT: 6-2
WEIGHT: 215 LBS.
SHOOTS: Left
BORN: 10/10/1985
 BiLo vec , czech Rep.

SEASON: 8th NHL/
 1st NJ
DRAFTED: fLo Rida's
 1st choice, 7th
 o veRaLL, IN 2004
 eNtRy dRaft

25 • ROSTISLAV OLESZ • LW

LAST SEASON: Spent eighth season in North America with Rockford (aHL); knee injury limited playing time to 14 games...assigned to icehogs by Chicago Mar. 14; made season debut Mar. 22 at Abbotsford...totaled 7g-12a-19pts overall; helped club to third-place finish in aHL's Midwest division...opened campaign with five-game point-scoring streak through Mar. 30 (2g-4a-6pts)...Notched five multiple-point games, including 2g-1a-3pts Apr. 6 at Peoria and Apr. 5 at Milwaukee; was named aHL Player of the Week...also had three assists Apr. 19 at San Antonio...Looking for first NHL appearance since Nov. 13, 2011 vs. Edmonton; first goal/point since Feb. 16, 2011 vs. Philadelphia...Bought out by Chicago on June 27, 2013; signed free-agent contract with New Jersey just eight days later.

CAREER

2011-12: acquired from Florida for B. Campbell in draft-day transaction...Split campaign between Chicago and Rockford (aHL) for last NHL action of career...Began season on Blackhawks' roster; played in six of first 19 contests until Nov. 17 aHL assignment...finished third on icehogs with 17g-24a-41pts; total included season-high six-game point-scoring streak Jan. 20-28 (3g-5a-8pts) and 13 multiple-point games/two multi-goal games, including season-high 2g-1a-3pts Mar. 30 vs. Peoria...**2010-11:** Spent entire season in NHL; injuries limited playing time to 44 games during last year in Florida...posted season-high 3-game point-scoring stretch Oct. 11-16 (2g-3a-5pts); recorded four multiple-point games, including season-high 1g-2a-3pts Oct. 16 vs. Tampa Bay...Notched first career overtime goal Feb. 4 at New Jersey...Missed 17 contests Nov. 20-Dec. 27 with broken finger, as well as last 21 games Feb. 27-Apr. 9 due to knee injury...**2009-10:** appeared in career-high 78 contests and recorded career-high 178 shots on goal; matched career high with 14 goals ('07-08), 3 GWG ('05-06) and 28 penalty minutes ('06-07)...had points in season-high four straight contests Dec. 12-18 (1g-5a-6pts)...five multiple-point games included season-high 1g-2a-3pts Dec. 18 vs. Carolina; also had 2g Jan. 16 vs. Tampa Bay and Jan. 9 at Ottawa...played in his 300th career NHL game Mar. 29 vs. Nashville; assist Dec. 12 at Pittsburgh marked his 100th career point...**2008-09:** thirty-seven games played were his fewest in six seasons with Florida...Stats showed 4g-5a-9pts, including points in back-to-back contests Nov. 1-2 (1g-1a-2pts) and lone multiple-point game with 1g-1a-2pts Apr. 5 vs. Pittsburgh...appeared in his 200th career NHL contest Nov. 1 at Nashville...Missed 43 games Dec. 6-Mar. 13 with groin injury...Represented Czech Republic at World Championships in Switzerland; posted one assist...**2007-08:** despite seeing action in just 56 games, posted career-high 14g (since tied) and five power play goals; entered campaign with two career pp tallies...Notched points in back-to-back games four times, most recently Mar. 14-16 (2g); recorded seven multiple-point games, including season-high 2g-1a-3pts Nov. 21 at Columbus...Missed 12 contests with hand injury suffered Jan. 16 at Philadelphia, as well as 14

games with wrist injury suffered Oct. 18 at Toronto...**2006-07:** posted career-high 11g (since surpassed), 19a and 30pts, while appearing in career-high 75 games (since surpassed)...total included season-high 4-game point-scoring streak Dec. 14-21 (3g-2a-5pts); had ten two-point games, including 2g Jan. 27 vs. New Jersey and Jan. 4 at Calgary...Reached the 100 games-played mark in NHL career Jan. 10 vs. Pittsburgh...also saw action in 4 games with Rochester (aHL); posted 1g-2a-3pts...Represented home country at World Championships in Russia; recorded 2g-3a-5pts...**2005-06:** posted season-high 3-game point-scoring streak Dec. 10-15 (1g-3a-4pts) and three multiple-point efforts...total showed season-high 1g-2a-3pts Mar. 8 vs. Ottawa, including lone career shorthanded goal...Recorded first career multiple-point game with 2a Dec. 13 vs. Nashville...Missed 5 games Jan. 14-25 with bruised shoulder and 16 contests Oct. 18-Nov. 25 with sprained medial collateral ligament...Notched first career NHL goal Oct. 10 at NY Islanders (eNG); recorded first assist/point Oct. 7 vs. Tampa Bay...Made NHL debut in season opener Oct. 5 vs. Atlanta...appeared in 8 games for Bronze Medal-winning Czech Republic at Winter Olympic Games in Turin, Italy...**OTHER:** Led Czech Republic with 7g-3a-10pts en-route to Bronze Medal at 2005 World Junior Championships...Was tied for team lead with 3g-2a-5pts at 2004 World Junior tournament...Made hc Vitkovice debut by appearing in 3 games 2000-01.

HIGHLIGHTS

1st NHL Gp: 10/5/05, Atl. 0 @ Fla. 2 • 1st NHL Goal: 10/10/05, Fla. 3 @ NYI 1 vs. R. DiPietro • 1st NHL assist: 10/7/05, TB 0 @ Fla. 2 • Most Goals in Game: 2; 5 times, last time 1/16/10, TB 2 @ Fla. 5 • Most assists in Game: 2; 11 times, last time 11/5/10, C.A.R. 4 @ Fla. 7 • Most pts. in Game: 3; 4 times, last time 10/16/10, TB 0 @ Fla. 6 (1g-2a) • Most pIM in Game: 6; 1/30/06, Tor. 4 @ Fla. 2 (3 min.) • Most Shots in Game: 7; 10/7/07, NJ 0 @ Fla. 3 • Gp Streak: 53; 3/14-4/11/09 (14), 10/2-12/23/09 (39) • Goal-Scoring Streak: 3; 12/16-21/06 (3g) • Assist-Scoring Streak: 4; 12/12-18/09 (5a) • Point-Scoring Streak: 4; 12/12-18/09 (1g-5a-6pts); 12/14-21/06 (3g-2a-5pts) • Penalties: 59 min. • Multiple-pt. Games: 26 2-pt. games, 4 3-pt. games.

PERSONAL

Nickname is "Rusty"...Started skating at age five...Would have entered a career in law if he hadn't been a hockey player...Spends his off-seasons in his hometown of Bilovec, Czech Republic...Was the youngest player in Czech Extraliga history, surpassing the record of current teammate, J. Jagr...Favorite sport other than hockey is soccer...his favorite player growing up was former Sabres/Senators' right wing V. Varada.

VS. NHL

	GP	G	A	PTS	PIM		GP	G	A	PTS	PIM		GP	G	A	PTS	PIM
ANA	3	0	0	0	2	EDM	4	0	0	0	4	PHI	17	3	3	6	2
BOS	12	2	5	7	6	FLA	0	0	0	0	0	PHX	2	0	0	0	2
BUF	14	3	5	8	4	LA	3	0	1	1	2	PIT	15	4	4	8	4
CGY	5	2	1	3	2	MIN	5	0	1	1	0	SJ	5	0	0	0	4
CAR	30	2	9	11	6	MTL	16	0	1	1	10	STL	6	0	0	0	2
CHI	4	1	0	1	0	NSH	5	2	3	5	0	TB	31	5	7	12	6
COL	4	0	1	1	0	NJ	18	5	2	7	0	TOR	18	4	4	8	12
CBJ	5	3	1	4	4	NYI	18	3	5	8	6	VAN	3	1	0	1	0
DAL	6	1	0	1	2	NYR	19	3	5	8	2	WSH	31	4	4	8	16
DET	5	1	0	1	0	OTT	15	4	6	10	6	WPG	36	4	7	11	14

YEAR	TEAM	LEAGUE	REGULAR SEASON											PLAYOFFS					
			GP	G	A	PTS	+/-	PIM	PP	SH	GW	GT	S	GP	G	A	PTS	PIM	
2000-01	vitkovice	czech Rep. Jr.	15	10	3	13	-	14	-	-	-	-	-	-	-	-	-	-	
	vitkovice	czech Rep.	3	0	1	1	-	0	-	-	-	-	-	-	-	-	-	-	
2001-02	vitkovice	czech Rep. Jr.	34	19	20	39	-	81	-	-	-	-	-	2	0	0	0	2	
	vitkovice	czech Rep.	11	1	2	3	-	0	-	-	-	-	-	-	-	-	-	-	
2002-03	vitkovice	czech Rep. Jr.	7	1	1	2	-	12	-	-	-	-	-	-	-	-	-	-	
	vitkovice	czech Rep.	40	6	3	9	-	41	-	-	-	-	-	5	0	0	0	2	
2003-04	Slezan opava	czech Rep-2	1	0	0	0	-	0	-	-	-	-	-	-	-	-	-	-	
	vitkovice	czech Rep. Jr.	3	2	0	2	-	0	-	-	-	-	-	-	-	-	-	-	
	dukla Jihlava	czech Rep-2	2	1	0	1	-	0	-	-	-	-	-	1	0	0	0	0	
	vitkovice	czech Rep.	35	1	11	12	-	10	-	-	-	-	-	6	2	1	3	4	
2004-05	czech Republic	WJC-a	6	3	2	5	-	6	-	-	-	-	-	-	-	-	-	-	
	Sparta praha	czech Rep.	47	6	7	13	-	12	-	-	-	-	-	5	0	2	2	0	
	Sparta	czech Rep. Jr.	-	-	-	-	-	-	-	-	-	-	-	1	0	1	1	0	
2005-06	czech Republic	WJC-a	7	7	3	10	-	12	-	-	-	-	-	-	-	-	-	-	
	florida	NHL	59	8	13	21	-4	-24	0	1	3	-	105	-	-	-	-	-	
	czech Republic	Olymp.	8	0	0	0	-	2	-	-	-	-	-	-	-	-	-	-	
2006-07	florida	NHL	75	11	19	30	-2	-28	2	0	2	-	164	-	-	-	-	-	
	Rochester	aHL	4	1	2	3	-4	-	-	-	-	-	-	-	-	-	-	-	
	czech Republic	Wc-a	7	2	3	5	-4	-	-	-	-	-	-	-	-	-	-	-	
2007-08	florida	NHL	56	14	12	26	3	-16	5	0	2	-	139	-	-	-	-	-	
2008-09	florida	NHL	37	4	5	9	-5	-8	0	0	0	-	69	-	-	-	-	-	
2009-10	czech Republic	Wc-a	7	0	1	1	-2	-	-	-	-	-	-	-	-	-	-	-	
	florida	NHL	78	14	15	29	-4	-28	3	0	3	-	178	-	-	-	-	-	
2010-11	florida	NHL	44	6	11	17	-1	-8	1	0	1	-	71	-	-	-	-	-	
2011-12	chicago	NHL	6	0	0	0	-1	-6	0	0	0	-	6	-	-	-	-	-	
	Rockford	aHL	50	17	24	41	-	32	-	-	-	-	-	-	-	-	-	-	
2012-13	Rockford	aHL	14	7	12	19	-	-4	-	-	-	-	-	-	-	-	-	-	
NHL TOTALS			355	57	75	132	10-	118	11	1	11	-	732	-	-	-	-	-	

traded to chicago by florida for brian campbell, june 25, 2011. signed as a free agent by devils, july 5, 2013.

traded to Chicago by Florida for Brian Campbell, June 25, 2011. Signed as a free agent by Devils, July 5, 2013.





17

HEIGHT: 6-1
WEIGHT: 200 LBS.
SHOOTS: RiGht
BORN: 03/31/1980
 St. Jo hn'S, NfLd.

SEASON: 10th NHL/
 1st NJ
DRAFTED:
 Mo NtReaL'S 9th
 choice (8th
 Ro UNd), 216th
 o veRaLL, IN 1998
 eNtRy dRaft

17 • MICHAEL RYDER • RW

LAST SEASON: Saw action with both dallas (19 games) and Montreal (27); traded (feb. 26 for e. cole) for first time in NHL career...totalled 16g-19a-35pts overall; finished campaign tied for 14th in NHL with 7g-16a-23pts on the road...Recorded nine multiple-point games, including four season-high three-point efforts: 2g-1a apr. 4 vs. Winnipeg/Mar. 10 at florida; as well as three assists Mar. 5 at Ny islanders/feb. 25 at Nashville...total showed five 2pt games, including two goals Mar. 27 at Boston/Jan. 22 at detroit; and 2a apr. 11 at Buffalo, Mar. 9 at tampa Bay and feb. 15 at vancouver...posted season-high six-game point-scoring streak feb. 13-25 (2g-7a-9pts); had points in back-to-back games five times, most recently apr. 4-6 (3g-1a-4pts)...Scored his 200th career NHL goal Jan. 26 vs. St. Louis; reached 200-assist mark feb. 6 at edmonton; and notched his 400th point with goal feb. 1 vs. phoenix.

CAREER

Games-played total (677) since entering the NHL in 2003-04 is tied for 12th most (S. doan, phx.); tied for tenth (M. hossa & M. hejduk) with 86 power play goals...**2011-12:** appeared in all 82 games for third time in NHL career; one of just three players in team's lineup (L. eriksson & v. fiddler) to accomplish feat...Led club with career-high 35 goals; became only second player in Stars' history (B. hull, 32, '98-'99) to reach 30-plus goal mark in first season with squad...finished first on team with 7 pp tallies and 211 shots on goal; second with six game-winning scores (J. Benn, 7) and plus-17 mark (eriksson, +18)...total included career-high nine-game point-scoring stretch feb. 23-Mar. 10 (7g-4a-11pts)...Stats showed 13 multiple-point efforts, including six three-point outings: three 2g-1a games, most recently Mar. 28 at edmonton; and three 1g-2a games, most recently feb. 1 at anaheim...Notched 2g twice, most recently Nov. 28 at colorado...played in his 600th career NHL contest feb. 4 vs. Minnesota...**2010-11:** a member of Boston's 2011 Stanley cup championship team...finished tied for first on club (z. chara) with 8 ppG; tied for second (M. Recchi) with 6 GWG...Recorded two 4-game point-scoring streaks: Jan. 13-18 (3g-1a-4pts) and Nov. 3-10 (2g-3a-5pts)...posted six multiple-point games, including season-high 1g-2a-3pts dec. 2 vs. tampa Bay; notched 2g feb. 9 at Montreal...Scored first career penalty shot goal in second career attempt apr. 2 vs. atlanta's o. pavelec...played in his 500th career contest dec. 16 at Montreal; recorded 300th point with goal Nov. 3 at Buffalo...tallied career-high 8g-9a-17pts in Stanley cup playoffs...posted three 3pt games: 1g-2a in game three of Stanley cup finals vs. vancouver, 2g-1a (GWG) in game 2 of ecf vs. tampa Bay and 2g-1a in game 4 (ot) of ec Qf at Montreal...**2009-10:** one of just two players in Bruins' lineup (B. Wheeler) to play in all 82 games)...total included his 400th career contest oct. 31 vs.

edmonton...finished second on squad (Recchi, 8) with 7 ppG...had 3-game point-scoring streak dec. 5-12 (1g-3a-4pts)...Seven multiple-point games included 2g-1a-3pts feb. 11 at tampa Bay; notched 2g apr. 11 at Washington and Nov. 19 at atlanta...posted 2g apr. 17 in game two of eastern conference Quarterfinals at Buffalo...**2008-09:** appeared in 74 games during first season with Boston; missed seven contests feb. 7-22 with fractured facial bone...finished campaign first on squad with career-high 7 GWG; second with 27g (p. Kessel, 36) and 10 ppG (chara, 11)...Reached the 25-goal plateau for fourth time in first five NHL seasons...Recorded career-high +28 performance; was -24 through first four seasons...totalled 5-game point-scoring stretch Mar. 15-29 (3g-4a-7pts) and 12 multiple-point games/four multiple-goal games...Notched 2g-1a-3pts feb. 26 vs. anaheim; 2g Jan. 10 vs. carolina, dec. 13 vs. atlanta and Nov. 28 vs. Ny islanders...Notched game-deciding goal Jan. 21 at toronto...Made Bruins' debut/notched 100th career NHL goal oct. 9 at colorado; joined head coach c. Julien for fourth time (hull, QMJHL; hamilton, ahl; & Montreal, NHL)...tied for team lead (M. Savard) with 5g-8a-13pts during Stanley cup playoffs; stats included 5-game point-streak apr. 16-May 1 (5g-4a-9pts) and three multiple-point games...Scored GWG in game 3 of ec Qf at Montreal...**2007-08:** played in 70 games during last season of first stint with Montreal; missed 12 games after missing just two over first three years combined...Recorded two 3-game point-scoring streaks: Mar. 15-20 (1g-2a-3pts) and feb. 17-21 (4g-1a-5pts)...tallied three multiple-point games, including two 2g-1a-3pt efforts: feb. 19 vs. Ny Rangers and Jan. 3 vs. tampa Bay...appeared in his 300th career contest Mar. 1 vs. New Jersey; posted 200th point with assist feb. 26 vs. atlanta and notched 100th assist Jan. 10 at Boston...took career-high 13 shots on goal Nov. 17 vs. Boston...Missed last two regular-season games due to leg injury...**2006-07:** appeared in all 82 games for first time in NHL career; one of only two players (M. Komisarek) on habs' roster to play in every game...Led team with 30g; reached mark for second straight season...Became first Montreal player to notch 30g in consecutive seasons since M. Recchi ('96-'98) and first canadien to score 25+ goals in each of his first three campaigns since M. Naslund ('82-'85)...finished third on team with 58 points; total included 13 multiple-point game games...Second on club with 17 ppG (S. Souray, 19); 35 ppG over a two-season span were tied for the sixth most (B. Gionta, NJ) in NHL...Recorded second career hat trick with 3g-1a-4pts in second period of apr. 7 season finale at toronto...three-point outings included 2g-1a feb. 20 vs. Washington and Jan. 9 vs. atlanta; as well as 1g-2a dec. 16 vs. pittsburgh...posted 4-game point-scoring stretch dec. 16-23 (2g-4a-6pts)...played in his 200th career contest dec. 30 at tampa Bay...**2005-06:** played in first 81 games and led Montreal with 30g; was first

VS. NHL

	GP	G	A	PTS	PIM		GP	G	A	PTS	PIM		GP	G	A	PTS	PIM
ANA	14	7	6	13	4	EDM	13	6	5	11	6	PHI	27	10	8	18	8
BOS	33	14	10	24	10	FLA	28	8	7	15	8	PHX	16	6	3	9	4
BUF	51	15	14	29	24	LA	14	3	5	8	4	PIT	32	10	15	25	16
CGY	13	2	7	9	4	MIN	12	1	4	5	2	SJ	12	2	2	4	4
CAR	30	10	10	20	14	MTL	19	2	5	7	8	STL	12	5	3	8	0
CHI	12	1	3	4	10	NSH	10	4	7	11	4	TB	30	9	14	23	10
COL	11	6	5	11	14	NJ	29	7	3	10	14	TOR	50	13	13	26	28
CBJ	10	5	2	7	0	NYI	32	9	12	21	23	VAN	13	6	7	13	8
DAL	5	1	3	4	2	NYR	29	8	6	14	12	WSH	29	15	6	21	14
DET	13	4	6	10	6	OTT	48	8	15	23	22	WPG	30	16	12	28	22

YEAR	TEAM	LEAGUE	REGULAR SEASON											PLAYOFFS					
			GP	G	A	PTS	+/-	PIM	PP	SH	GW	GT	S	GP	G	A	PTS	PIM	
1996-97	Bonavista	Nfaha	23	31	17	48	-	-	-	-	-	-	-	-	-	-	-	-	
1997-98	hull	QMJHL	69	34	28	62	-	41	-	-	-	-	-	10	4	2	6	4	
1998-99	hull	QMJHL	69	44	43	87	-	65	-	-	-	-	-	23	*20	16	36	39	
1999-00	hull	QMJHL	63	50	58	108	-	50	-	-	-	-	-	15	11	17	28	28	
2000-01	canada	WJC-a	7	1	3	2	-	6	-	-	-	-	-	-	-	-	-	-	
	fallahassee	echL	5	4	5	9	-	6	-	-	-	-	-	-	-	-	-	-	
2001-02	Quebec	aHL	61	6	9	15	-	14	-	-	-	-	-	-	-	-	-	-	
	Mississippi	echL	20	14	13	27	-	2	-	-	-	-	-	-	-	-	-	-	
	Quebec	aHL	50	11	17	28	-	9	-	-	-	-	-	3	0	1	1	2	
2002-03	hamilton	aHL	69	34	33	67	-	43	-	-	-	-	-	23	11	6	17	8	
2003-04	Montreal	NHL	81	25	38	63	10	26	10	0	4	0	215	11	1	2	3	4	
2004-05	Leksands if	Swe-2	42	34	27	61	-	32	-	-	-	-	-	-	-	-	-	-	
2005-06	Montreal	NHL	81	30	25	55	-	40	18	0	6	-	243	6	2	3	5	0	
2006-07	Montreal	NHL	82	30	28	58	-	25	60	17	2	3	-	221	-	-	-	-	
2007-08	Montreal	NHL	70	14	17	31	-	4	30	1	0	2	-	134	4	0	0	2	
2008-09	Boston	NHL	74	27	26	53	28	26	10	0	7	-	185	11	5	8	13	8	
2009-10	Boston	NHL	82	18	15	33	3	35	7	0	1	-	191	13	4	1	5	2	
2010-11	Boston	NHL	79	18	23	41	-	26	8	0	6	-	165	25	8	9	17	8	
2011-12	dallas	NHL	82	35	27	62	17	46	7	0	6	-	211	-	-	-	-	-	
2012-13	dallas	NHL	19	6	8	14	4	8	2	0	2	-	42	-	-	-	-	-	
	Montreal	NHL	27	10	11	21	-	8	6	0	3	-	59	5	1	1	2	2	

NHL TOTALS

677 213 218 431 25 305 86 2 40 0 1666 75 21 24 45 26

played in NHL YoungStars Game (2004) • NHL all-Rookie team (2004)

*Led League

Signed as a free agent by Boston, July 1, 2008. Signed as a free agent by dallas, July 1, 2011. traded to Montreal by dallas with dallas' third-round choice (connor crisp) in 2013 entry draft for erik c. lede, February 26, 2013. Signed as a free agent by devils, July 5, 2013.



canadiens' player to reach mark since 2002-03 (R. zednik, 30)...finished first on squad with 6 GWG, career-high 18 ppG and career-high 243 shots; was third with 55pts...Six-game point-scoring stretch dec. 10-23 (5g-2a-7pts) matched career high (since surpassed) and included career-high 5-game goal streak dec. 10-20 (5g)...fourteen multiple-point games included first career hat trick feb. 5 vs. philadelphia and 1g-2a o.c.t. 27 at o.t.tawa...Notched 2g Mar. 25 vs. toronto and o.c.t. 6 at Ny Rangers...Recorded 100th career point with GWG feb. 28 at Ny islanders...Unsuccessful on first career pS attempt dec. 31 vs. carolina's M. Gerber...played in his 100th career game Nov. 15 vs. florida...Became first player in NHL history to score GWG with less than 30 seconds remaining in the third period or overtime of each of his club's first 2 games of season...**2004-05:** Spent lockout season with Leksands if (Swe.-2)...**2003-04:** played in his first NHL season; led all rookies with 25g (tie, t. hunter, Nyi), 38a and 63pts...finished second to a. Raycroft in balloting for the calder trophy as the league's top rookie; named to NHL's all-Rookie team...totaled 16 multiple-point games/three multi-goal games, including 2g-2a-4pts Jan. 10 at pittsburgh...also had 2g-1a-3pts Jan. 4 vs. Washington and 2g feb. 24 vs. o.t.tawa...Recorded 6-game point streak feb. 19-28 (4g-4a-8pts)...played in NHL Young Stars Game during NHL all-Star festivities...**2002-03:** played in his first full aHL season; led hamilton with 34g, while finishing second on squad with 67pts...Recorded 11g-6a-17pts as Bulldogs advanced to calder cup finals...**2001-02:** Split campaign between Mississippi (ecHL) and Quebec (ahL)...**2000-01:** Began season with tallahassee (ecHL) before going to Quebec for remainder of season...**OTHER:** played three seasons of junior hockey with hull (QMjHL); totaled 128g-129a-257pts and 156 penalty minutes in 201 career games...played in 1997-98 QMjHL all-Star Game and was named to the league's all-Rookie team...Led olympiques in scoring in both 1998-99 (tie) and 1999-00...Led QMjHL with 20 post-season goals en-route to 1999 finals...played for Bronze Medal-winning team canada at the 2000 World Junior championships.

HIGHLIGHTS

1st NHL Gp: 10/9/03, Mtl. 2 @ o.t. 5 • 1st NHL Goal: 10/11/03, Mtl. 4 @ tor. 0 vs. e. Belfour • 1st NHL assist: 10/14/03, Wsh. 1 @ Mtl. 5 • 200th NHL Goal: 1/26/13, StL. 4 @ dal. 3 vs. J. halak • 200th NHL assist: 2/6/13, dal. 3 @ edm. 2 (ot) • 400th NHL point: 2/1/13, phx. 3 @ dal. 4 (So) (g vs. M. Smith) • Most Goals in Game: 3; 4/7/07, Mtl. 5 @ tor. 6 • Most assists in Game: 3; 3/5/13, Mtl. 3 @ Nyi 6; 2/25/13, SJ 1 @ dal. 3 • Most pts. in Game: 4; 4/7/07, Mtl. 5 @ tor. 6 (3g-1a); 1/10/04, Mtl. 8 @ pit. 0 (2g-2a) • Most pIM in Game: 15; 3/6/10, Bos. 3 @ Nyi 2 (maj., game misc.) • Most Shots in Game: 13; 11/17/07, Bos. 4 @ Mtl. 7 • Gp Streak: 172; 2/24-4/12/09 (22), 10/1/09-4/11/10 (82), 10/9/10-3/11/11 (68) • Goal-Scoring Streak: 5; 12/16-26/11 (5g); 12/10-20/05 (5g) • assist-Scoring Streak: 4; 3/19-29/09 (6a) • point-Scoring Streak: 9; 2/23-3/10/12 (7g-4a-11pts) • penalties: 145 min., 1 maj., 1 game misc. • Multiple-pt. Games: 67 2-pt. games, 24 3-pt. games, 2 4-pt. games.

PERSONAL

Michael's brother, dan, was a 2005 third-round draft pick of the calgary flames and played professionally in the flames and Bruins' organizations through 2008-09...Ranks the toronto Blue Jays as his favorite non-hockey sports team...favorite meal is turkey and gravy, potatoes and dumplings, with chocolate mousse cake for dessert...three sporting events he would like to attend are the Super Bowl, the World Series and the Masters...hobbies include guitar, golf and Xbox; plays golf with current teammate and fellow Newfoundland native R. clowe.

HAT TRICKS

NO.	DATE	SCORE	GOALTENDER(S)
1.	2/05/06	philadelphia 0 at Mo NiReaL 5 (GW)	antero Niittymaki
2.	*4/07/07	Mo NiReaL 5 at toronto 6	andrew Raycroft

*denotes natural hat trick.

PENALTY SHOTS

DATE	OPPOSITION	RESULT	SCORE
12/31/05	vs. Martin Gerber, c.ar.	Save	Mtl. 3 @ c.ar. 2
4/02/11	vs. ondrej pavelec, atl. (GW)	Sc o Re	atl. 2 @ Bos. 3

NEW JERSEY

STATE HIGH SCHOOL ICE HOCKEY DIRECTORY

GORDON CONFERENCE

AMERICAN DIVISION

Christian Brothers Acad. (Shore)
Delbarton School
Don Bosco Prep
Gloucester Catholic
Saint Augustine Prep School

NATIONAL DIVISION

Bergen Catholic
Bishop Eustace Preparatory
Pope John XXIII
Saint Peter's Prep
Seton Hall Preparatory School

BIG NORTH CONFERENCE

GOLD DIVISION

Bayonne
Clifton
Dumont/Demarest/N. Milford
Fair Lawn
Hackensack
Paramus Catholic
Passaic Valley
Ridgewood
River Dell Reg./Westwood Reg.

SILVER DIVISION

Glen Rock
Northern Highlands Regional
Old Tappan
Paramus
Pascack Valley/Pascack Hills
Saint Joseph Regional (Mont.)
Tenafly

GREEN DIVISION

DePaul Catholic
Indian Hills
Lakeland Regional
Mahwah
Ramapo
Ramsey
Wayne Hills
Wayne Valley
West Milford

NEW JERSEY INTERSCHOLASTIC

WESTERN DIVISION

Bernards/Somerville (Skyland)
High Point Reg./Walkkill Valley Reg.
Hudson Catholic Regional
Newton/Lenape Valley Reg.
Vernon Township

NORTHERN DIVISION

Livingston
Millburn
Montclair
Montclair Kimberley Academy
Nutley
Verona/Glen Ridge
West Essex
West Orange

MORRIS COUNTY

MENNEN DIVISION

Chatham
Kinnelon
Morris Knolls
Morristown
Morristown-Beard School
Randolph

HALVORSEN DIVISION

Jefferson Township
Montville Township
Mountain Lakes
Pequannock Township
Roxbury
Sparta
West Morris Central
West Morris Mendham

HAAS/CHARETTE DIVISION

Gill Saint Bernard's School
Madison
Morris Catholic
Morris Hills
Mount Olive
Hanover Park/Whippary Park
Parsippany Hills/Parsippany

UNION COUNTY

Cranford
Jonathan Dayton/David Brearley
Arthur L. Johnson
Governor Livingston
Scotch Plains-Fanwood
Summit
Westfield

SKYLAND CONFERENCE

Bernards/Somerville (NJHL)
Bridgewater-Raritan
Hillsborough
Hunterdon Central Regional
Montgomery
Piny School
Ridge
Watchung Hills Regional

GREATER MIDDLESEX

Colonia
Edison
John F. Kennedy Memorial
Monroe Township
Old Bridge
Saint Joseph (Met.)
South Brunswick
John P. Stevens
Woodbridge

COLONIAL VALLEY

COLONIAL DIVISION

Hopewell Valley Central
Paul VI
Robbinsville/Allentown
W. Windsor-Plainsboro N.

VALLEY DIVISION

Hamilton West
Notre Dame
Princeton
W. Windsor-Plainsboro S.

PATRIOT DIVISION

Hightstown
Lawrence/Ewing
Hamilton North
Hamilton East

SHORE CONFERENCE

NORTH A DIVISION

Christian Brothers Acad. (Gordon)
Freehold Township
Howell
Manalapan
Marlboro
Middletown North
Middletown South

SOUTH A DIVISION

Brick Memorial
Brick Township
Jackson Memorial
Southern Regional
Toms River East
Toms River North
Toms River South

NORTH B DIVISION

Ocean Township/Shore Reg.
Red Bank Catholic
Red Bank Regional
Rumson-Fair Haven Regional
St. John Vianney
Saint Rose

SOUTH B DIVISION

Freehold Boro/Raritan
Jackson Liberty
Manasquan/Point Pleasant Beach
Monsignor Donovan
Point Pleasant Borough
Wall Township

INDEPENDENCE (NJ)

Hun School of Princeton
Pennington School

PREP SCHOOLS (NJ)

Lawrenceville School
Princeton Day School

INDEPENDENTS

Blair Academy
East Side
Saint Joseph (Hamm.)

GIRLS' PROGRAMS

Lawrenceville
Morristown-Beard
Pingry
Princeton
Princeton Day School
Summit

INDEPENDENTS

Jonathan Dayton
Demarest
Hanover Park
Governor Livingston
Old Tappan
Parsippany Hills
Red Bank Regional
Tenafly
Toms River South
West Orange
Westfield



24

HEIGHT: 6-4
WEIGHT: 215 LBS.
SHOOTS: Left
BORN: 02/11/1976
 BRaNdO N, MaN.

SEASON: 13th NHL/
 7th NJ
DRAFTED: taMpa
 Bay'S 6th choice,
 138th oVeRaLL, IN
 1994 eNtRy dRaft

24 • BRYCE SALVADOR • D

LAST SEASON: entered campaign as tenth captain in team history; named to position Jan. 17 just prior to start of regular-season schedule Jan. 19 at Ny islanders...appeared in his 700th career NHL contest feb. 3 at Ny islanders...injuries during 12th NHL season limited offensive production to just two assists: Mar. 15 at philadelphia and Jan. 22 vs. philadelphia...Saw action in career-high 106 consecutive games through Mar. 7 vs. Buffalo (since o ct. 8, '11 vs. phi.); missed contest Mar. 9 at c arolina due to upper body injury...Missed final eight contests of season apr. 12-27 after suffering wrist injury apr. 10 vs. Boston.

CAREER

2011-12: one of five players in devils' lineup – and one of just two defensemen (M. fayne) – to play in all 82 games; appeared in every game for first time in NHL career...Led squad with career-high plus-18 mark...Reached 100-point mark in NHL career with assist Mar. 6 vs. Ny Rangers...had points in back-to-back games dec. 12-13 (2a)...picked up first point of campaign with assist Nov. 5 vs. Winnipeg for first assist/point since apr. 6, 2010 at atlanta...Returned to lineup for season opener o ct. 8 vs. philadelphia; missed entire 2010-11 campaign...finished post-season tied for third on club (t. zajac)/first among defensemen/second among league rearguards (d. doughty, La, 16) with 4g-10a-14pts...point-total is most in NHL history among players who recorded less than ten points during the regular-season...Second on squad (a. henrique, +12)/first among defensemen with +9 mark...**2010-11:** Missed entire campaign due to concussion suffered during Sept. 28 pre-season contest vs. philadelphia; placed on Long term injured Reserve o ct. 6, just prior to start of regular-season schedule...playing time was limited to just three pre-season contests...**2009-10:** established career high by appearing in 79 games (since surpassed); tied for third among the team's defensemen (c. White) with +8 mark...totaled 4g-10a-14pts overall; four goals was second-highest total of NHL career (5, '01-02), while two game-winning tallies matched career best ('01-02 & '08-09)...Stats included two 2pt games: 1g-1a Jan. 23 at Ny islanders and two assists o ct. 16 at atlanta...total showed points in back-to-back games twice: Mar. 10-12 (1g-1a)/Nov. 25-27 (2a)...appeared in his 600th career NHL game Mar. 23 vs. c olumbus; played in his 100th game with squad Nov. 11 vs. anheim...played in season's first 37 games; missed

three contests dec. 30-Jan. 2 with lower body injury...**2008-09:** Recorded 3g-13a-16pts in 76 matches overall; games-played total was his most since 2000-01 rookie campaign...Stats included career-high 13a/16pts (10a, '07-08/12pts, '01-02)...three goals were his most since 2003-04; posted career-high 5g in 2001-02...total included 2g-11a-13pts on home ice and 1g-2a-3pts on the road...appeared in his 500th career NHL game feb. 3 vs. Washington...tallied points in back-to-back matches twice: feb. 13-15 (1g-1a-2pts) and dec. 10-12 (3a)...Recorded two multiple-point games for fifth/sixth career 2pt efforts: 2a Mar. 12 vs. phoenix and 2a dec. 10 vs. pittsburgh...Recorded career-high (tie, '01-02) 2 GW tallies: feb. 13 vs. Boston and Nov. 21 vs. Ny islanders...Missed 5 games dec. 19-27 with inner ear infection...posted first goal with squad Nov. 21 vs. Ny islanders; recorded first assist o ct. 22 vs. dallas...**2007-08:** Made his devils' debut feb. 29 vs. Washington after being acquired from St. Louis feb. 26...Missed 10 games Mar. 19-apr. 6 with sore foot; had played in eight straight...Led Blues with career-high +12 mark (since surpassed) at time of trade and was third among the club's defensemen with 1g-10a-11pts overall...ten assists were a career high (since surpassed); 11pts were his most since 2001-02 (5g-7a-12pts)...total included season/career-high four-game point-scoring streak Nov. 25-dec. 1 (5a)...Recorded lone multiple-point game/matched career high with two-assist effort (since tied) Nov. 28 at Buffalo...Skated in his 400th career NHL game Nov. 1 at Minnesota...posted GWG o ct. 17 at chicago, his first since Mar. 27, 2004 vs. chicago...Missed three contests dec. 26-29 due to a hip flexor...had career totals of 16g-47a-63pts and 413 penalty minutes in 447 games at time of trade, all with Blues...Skated in all five playoff games and scored 1g...**2006-07:** tallied 2g-5a-7pts in 64 games played during final full season with St. Louis...Scored more than 1g for the first time since 2003-04...Missed 18 games due to injury; suffered fractured clavicle Mar. 10 vs. Montreal and missed 13 games...**2005-06:** forty-six games played were the fewest of his NHL career (since surpassed); missed 36 contests due to injury, including 35 with shoulder injury...appeared in his 300th career NHL game Nov. 22 vs. Los angeles...**2004-05:** Spent lockout season by appearing in 7 games with Missouri River otters of the United hockey League; also played in three post-season

VS. NHL

	GP	G	A	PTS	PIM		GP	G	A	PTS	PIM		GP	G	A	PTS	PIM
ANA	27	1	4	5	12	EDM	24	2	1	3	26	PHI	28	1	2	3	31
BOS	22	2	4	6	9	FLA	22	0	3	3	23	PHX	23	0	3	3	23
BUF	23	1	2	3	29	LA	30	0	2	2	24	PIT	24	1	4	5	10
CGY	22	0	4	4	58	MIN	23	0	1	1	6	SJ	25	0	5	5	21
CAR	22	0	3	3	14	MTL	21	1	1	2	14	STL	3	0	1	1	0
CHI	38	3	4	7	8	NSH	34	0	5	5	24	TB	23	2	2	4	32
COL	27	2	3	5	16	NJ	7	0	0	0	10	TOR	23	0	3	3	12
CBJ	37	0	5	5	43	NYI	28	4	2	6	32	VAN	26	0	1	1	27
DAL	26	0	3	3	13	NYR	25	1	2	3	27	WSH	22	0	4	4	30
DET	36	1	1	2	50	OTT	18	1	2	3	10	WPG	22	0	4	4	13

YEAR	TEAM	LEAGUE	REGULAR SEASON											PLAYOFFS										
			GP	G	A	PTS	+/-	PIM	PP	SH	GW	GT	S	GP	G	A	PTS	PIM						
1991-92	Brandon	Majha	52	6	23	29	-	38	-	-	-	-	-	-	-	-	-	-	-	-	-	-	-	-
1992-93	Lethbridge	Whl	64	1	4	5	-	29	-	-	-	-	-	-	-	-	-	-	-	-	-	-	-	-
1993-94	Lethbridge	Whl	61	4	14	18	-	36	-	-	-	-	-	-	-	-	-	-	-	-	-	-	-	-
1994-95	Lethbridge	Whl	67	1	9	10	-	88	-	-	-	-	-	-	-	-	-	-	-	-	-	-	-	-
1995-96	Lethbridge	Whl	56	4	12	16	-	75	-	-	-	-	-	-	-	-	-	-	-	-	-	-	-	-
1996-97	Lethbridge	Whl	63	8	32	40	-	81	-	-	-	-	-	-	-	-	-	-	-	-	-	-	-	-
1997-98	Worcester	oHL	46	2	8	10	-	74	-	-	-	-	-	-	-	-	-	-	-	-	-	-	-	-
1998-99	Worcester	oHL	69	5	13	18	-	129	-	-	-	-	-	-	-	-	-	-	-	-	-	-	-	-
1999-00	Worcester	oHL	55	0	13	13	-	53	-	-	-	-	-	-	-	-	-	-	-	-	-	-	-	-
2000-01	St. Louis	NHL	75	2	8	10	4	69	0	0	1	0	60	14	2	0	2	18						
2001-02	St. Louis	NHL	66	5	7	12	3	78	1	0	2	0	37	10	0	1	1	4						
2002-03	St. Louis	NHL	71	2	8	10	7	95	1	0	0	0	73	7	0	0	0	2						
2003-04	St. Louis	NHL	69	3	5	8	4	47	0	0	1	0	60	5	0	0	0	2						
	Worcester	oHL	2	1	0	2	-	0	-	-	-	-	-	-	-	-	-	-						
2004-05	Missouri	UHL	7	0	0	0	-	16	-	-	-	-	-	-	-	-	-	-						
2005-06	St. Louis	NHL	46	1	4	5	24	26	0	0	0	0	23	-	-	-	-	-						
2006-07	St. Louis	NHL	64	2	5	7	5	55	0	0	0	0	40	-	-	-	-	-						
2007-08	St. Louis	NHL	56	1	10	11	12	43	0	0	1	-	29	-	-	-	-	-						
	deviLS	NHL	8	0	0	0	0	11	0	0	0	0	-	0	5	1	0	1						
2008-09	deviLS	NHL	76	13	14	27	16	78	6	4	0	0	68	4	0	1	0	4						
2009-10	deviLS	NHL	79	4	10	14	8	57	0	0	2	-	47	5	0	0	0	6						
2010-11	deviLS	NHL	d	i	d		N																	
2011-12	deviLS	NHL	82	0	9	9	18	66	0	0	0	0	52	24	4	10	14	26						
2012-13	deviLS	NHL	39	0	2	2	12	22	0	0	0	0	29	-	-	-	-	-						
DEVILS TOTALS			284	7	34	41	13	234	0	0	4	-	144	38	5	10	15	38						
NHL TOTALS			731	23	81	104	2	647	2	0	9	0	518	74	7	11	18	64						

Signed as a free agent by St. Louis, december 16, 1996. traded to devils by St. Louis for cam Janssen, february 26, 2008.



contests...**2003-04:** Saw action in 69 games with St. Louis and 2 games with Worcester (aHL) for last minor-league stint of pro career...totaled 3g-5a-8pts overall, including 3g-2a-5pts on home ice...Notched his second career overtime tally Mar. 27 vs. Chicago...Missed eight early-season games due to wrist injury...Skated in five post-season contests; appeared in Stanley Cup playoffs for fourth straight season...**2002-03:** played in 71 matches; reached 70 games-played mark for second time in three seasons...Recorded a career-high 73 shots on goal and 95 pIm; 8a matched his career high (since surpassed)...played in his 200th career NHL game Mar. 13 at Vancouver...posted career-high +7 mark (since surpassed)...Missed 6 games due to injury, including two contests with hamstring injury and two matches with bruised shoulder...played in all seven post-season contests...**2001-02:** Registered career highs with 5g/12pts (since surpassed)...Notched career-high 2 GWG (since tied), including first career o t tally Jan. 21 at Boston...appeared in his 100th career NHL game Dec. 15 vs. Calgary...Suffered concussion Mar. 28 vs. Buffalo; missed 8 games as a result...also missed seven contests o c t. 11-25 with strained rib muscle...played in all ten post-season contests, collected 1a...**2000-01:** appeared in 75 contests during first NHL season; also appeared in career-high 14 playoff games (since surpassed)...Recorded his first NHL point with assist o c t. 28 vs. Dallas; played in his first NHL game o c t. 5 at Phoenix...Recorded o t tally in game five of Western conference Quarterfinals vs. San Jose...**1999-00:** Saw action in 55 games during final full aHL campaign...thirteen assists matched three-season aHL career high...**1998-99:** Reached aHL career highs with 69 games, 5g, 13a (since tied), 18pts and 129 pIm...**1997-98:** Began pro career by appearing in 46 games with Worcester...voted team's Most improved player, while winning its plus/minus award...Signed with Blues' organization as a free agent Dec. 16, 1996...**OTHER:** originally selected as Tampa Bay's sixth choice, 138th overall, in 1994 NHL entry draft...played five seasons of junior hockey with Lethbridge (WhL), registering 18g-71a-89pts in 311 career games...voted hurricanes' best defenseman in 1997...Member of the 1996-97 Lethbridge team that advanced to the Memorial Cup finals; played for WhL championship teams in 1996/1997...played one season with the Brandon Kings of the Maha, notching 6g-23a-29pts in 52 games.

HIGHLIGHTS

1st NHL Gp: 10/5/00, StL 1 @ phx. 4 • 1st NHL Goal: 12/10/00, StL 6 @ chi. 1 vs. R. Dallas • 1st NHL assist: 10/28/00, dal. 3 @ StL. 4 (o t) • 700th NHL Game: 2/3/13, NJ 3 @ NYI 0 • Most Goals in Game: 1; 23 times, last time 3/10/10, NYR 3 @ NJ 6 • Most assists in Game: 2; 5 times, last time 10/16/09, atl. 4 @ NJ 2 • Most pts. in Game: 2; 8 times, last time 1/23/10, NJ 4 @ NYI 2 (1g-1a) • Most pIm in Game: 15; 2/28/02, StL 2 @ cgy. 3 (maj., game misc.) • Most Shots in Game: 6; 11/21/02, La 2 @ StL 3 (o t) • Gp Streak: 106; 10/8/11-4/7/12 (82), 1/19-3/7/13 (24) • Goal-Scoring Streak: 2; 12/18-21/01 (2g) • assist-Scoring Streak: 4; 11/25-12/1/07 (5a) • point-Scoring Streak: 4; 11/25-12/1/07 (0g-5a-5pts) • penalties: 211 min., 37 maj., 3 misc., 1 game misc. • Multiple-pt. Games: 8 2-pt. games.

PERSONAL

Married, wife's name is April; the couple has two sons, pierson and hudson...Lists former Worcester (aHL) head coach Greg Gilbert as his greatest hockey influence...Says that standing on skates as a three-year-old at a local rink is his first hockey memory...Worked on irrigation systems on farms as one of his first jobs...proudly supports the *Defending the Blue Line* charity, whose mission is ensuring that children of military members are afforded every opportunity to participate in the game of hockey; organization provides free equipment for military kids, hockey camps, special events and financial assistance for registration fees and other costs associated with hockey...has done interviews on MSG plus to promote the dtBL organization and its local charitable equipment drives...filmed a piece for NBC News commemorating the 50th anniversary of Dr. Martin Luther King Jr.'s "i have a dream" speech...c considers himself to be a superhero junkie; lists *Heroes* and *Smallville* as his favorite tv shows...Names *Life is Beautiful* as his favorite movie...enjoys spending time with his sons.

NEW JERSEY

AREA YOUTH HOCKEY

ATLANTIC METROPOLITAN HOCKEY LEAGUES • atlantichockey.org

Atlantic Youth Hockey League – Tier I AAA Major & AAA Minor
Connecticut Jr. Wolf Pack
Hershey Jr. Bears
Long Island Gulls
Long Island Jr. Royals
Mercer Chiefs
New Jersey Colonials
New Jersey Devils Youth
New Jersey Jr. Titans
New Jersey Rockets
North Jersey Avalanche
Philadelphia Jr. Flyers
Philadelphia Little Flyers
Rampage Saints
Team Comcast
Team Maryland
Valley Forge Minutemen
Washington Little Capitals
Wilkes-Barre/Scr. Jr. Knights

Metropolitan Junior Hockey League – Age 16-20 - Tier III Junior
Boston Jr. Rangers
Central Penn Panthers
Cranston Reds
Hartford Jr. Wolf Pack
Laconia Leafs
Long Island Jr. Royals
Metro Fighting Moose
New Jersey Jr. Titans
New Jersey Renegades
New Jersey Rockets
New York Saints
Northern Cyclones
Philadelphia Jr. Flyers
Philadelphia Little Flyers
Richmond Generals
Walpole Express
Washington Jr. Nationals
Wilkes-Barre/Scr. Jr. Knights

ATLANTIC JUNIOR HOCKEY LEAGUE • ajhlhockey.org

Age 16-20 • Tier III Junior

Boston Jr. Rangers
Connecticut Wolf Pack
Laconia Leafs
New Jersey Jr. Titans
New Jersey Rockets
New York Bobcats

bostonjuniorrangers.com
jrwolfpack.com
laconialeafs.com
njtitans.com
njrockets.com
nybobcats.com

Philadelphia Jr. Flyers
Philadelphia Little Flyers
Portland Jr. Pirates
Walpole Express
Washington Jr. Nationals
Wilkes-Barre/Scr. Jr. Knights

iceline.info/flyers
littlieflyers.org
jrpirates.com
walpoleexpress.com
jrnats.org
wbsknights.com

ATLANTIC SLED HOCKEY LEAGUE • dvhl.org

Atlantic Hammerheads
Bennett Blazers
D.C. Sled Sharks
Delaware Sled Snipers
New Jersey Devils

sledhockey.net
eteamz.com/bennettblazerz
dcshedsarkshockey.weebly.com
sledsnipers.com
slevsnyouth.com

New York Rangers
PA Center-Pedes
Vineland Sled Stars
Virtua Wings of Steel
Woodbridge Warriors

wsfsledrangers.teamsnap.com
sledhockey.net
home.comcast.net/~sledstars
swingsofsteel.com
dvhl.org

NEW JERSEY YOUTH HOCKEY LEAGUE • njyh.org

AA & A • Mite - Squirt - PeeWee - Bantam - Midget

American Eagles
Atlantic City Sharks
Bayonne Rangers
Brick Hockey Club
Bridgewater Bears
Cranford Hockey Club
Flyers Youth
Hollydell Hurricanes
Jaguars
Jersey City Capitals
Jersey Penguins
Kinnelon Hockey Club
Lawrence Flames
Mercer Chiefs
Montclair Hockey Club
New Jersey Bandits
New Jersey Colonials

aeyhockeyclub.com
flyersskatezone.com
bayonnehockey.org
brickhockeyclub.com
bridgewaterbears.net
cranfordhockeyclub.com
fyhc.org
hollydellhurricanes.com
skateglo.com
jccaps.com
jerseypenguins.com
knhc.org
lawrenceflames.org
ice-land.com
montclairhockeyclub.com
njbandits.com
njcolonials.com

New Jersey Devils
New Jersey Freeze
New Jersey Ironmen
New Jersey Jr. Titans
New Jersey Renegades
New Jersey Rockets
New Jersey Stars
North Jersey Avalanche
Old Bridge Jr. Knights
Princeton Tigers
Protec Ducks
Rampage Saints
Red Bank Generals
Skylands Kings
Team Comcast
Toms River Blackhawks
Woodbridge Wolfpack

devilsyouth.com
njfreeze.com
pointstreak.com
njtitans.com
njrenegades.net
njrockets.com
njstarshockey.com
njavalance.com
oldbridgejuniorhockey.com
princetonjuniorhockey.org
protecducks.com
rampageosaints.org
rbag.goalline.ca
skylandskings.com
teamcomcastaaahockey.com
njblackhawks.com
woodbridgewolfpack.com

MID-ATLANTIC WOMEN'S HOCKEY ASSOCIATION • mawha.com

Tier I Division – 19 & under

Lady Patriots
New Jersey Colonials
New Jersey Rockets
Princeton Tiger Lilies
Quakers
Reston Raiders

ladypatriotshockey.org
njcolonials.com
njrockets.com
princetontigerlilies.com
quakersicehockey.info
restonraiders.com

Tier I Division – 16 & under

New Jersey Colonials
New Jersey Titans
Quakers

njcolonials.com
njtitans.com
quakersicehockey.info

Tier I Division – 14 & under

Brewster Lady Bulldogs
New Jersey Colonials
Princeton Tiger Lilies
Quakers

brewster.goalline.ca
njcolonials.com
princetontigerlilies.com
quakersicehockey.info

Tier I Division – 12 & under

New Jersey Colonials
Quakers

njcolonials.com
quakersicehockey.info

Developmental Blue

Brewster Lady Bulldogs
Hatfield Angels
Hershey Jr. Bears
New Jersey Rockets
Quarry Cats
York Devils

brewster.goalline.ca
hatfieldangels.teampages.com
hersheyjrtearsgirls.org
njrockets.com
quarrycatsgirls.com
yorkdevils.org

Tier II Division – 19 & under

Brewster Lady Bulldogs
Hershey Jr. Bears
Long Island Lady Islanders
New Jersey Colonials
New Jersey Rockets
Quakers
Quarry Cats

brewster.goalline.ca
hersheyjrtearsgirls.org
islandwavesgirlshockey.com
njcolonials.com
njrockets.com
quakersicehockey.info
quarrycatsgirls.com

Tier II Division – 16 & under

Brewster Lady Bulldogs
Chester County Cougars
Hatfield Angels
New Jersey Rockets
Princeton Tiger Lilies
Quakers

brewster.goalline.ca
cscougars.com
hatfieldangels.teampages.com
njrockets.com
princetontigerlilies.com
quakersicehockey.info

Tier II Division – 14 & under

Brewster Lady Bulldogs
Hershey Jr. Bears
Long Island Lady Islanders
New Jersey Colonials
New Jersey Rockets
New Jersey Titans
Quakers
Quarry Cats

brewster.goalline.ca
hersheyjrtearsgirls.org
islandwavesgirlshockey.com
njcolonials.com
njrockets.com
njtitans.com
quakersicehockey.info
quarrycatsgirls.com

Tier II Division – 12 & under

Chester County Cougars
Hatfield Ice Cats
Long Island Lady Islanders
New Jersey Colonials
New Jersey Rockets
Princeton Tiger Lilies
Quakers
Quarry Cats

cscougars.com
hatfieldice.com
islandwavesgirlshockey.com
njcolonials.com
njrockets.com
princetontigerlilies.com
quakersicehockey.info
quarrycatsgirls.com

Tier II Division – 10 & under

Hershey Jr. Bears
Long Island Lady Islanders
New Jersey Colonials
New Jersey Rockets
New Jersey Titans
Quakers

hersheyjrtearsgirls.org
islandwavesgirlshockey.com
njcolonials.com
njrockets.com
njtitans.com
quakersicehockey.info



35

HEIGHT: 6-2
WEIGHT: 200 LBS.
CATCHES: Left
BORN: 03/18/1986
 MaRBLehead, Ma

SEASON: 4th NHL/
 1st NJ
DRAFTED:
 v aNc o Uv eR'S 1st
 choice, 26th
 o v eR aLL, in 2004
 eNtRy dRaft

35 • CORY SCHNEIDER • G

LAST SEASON: Started/appeared in 30 games during third/final full season with Vancouver; led club in games played for first time...voted Canucks' Most valuable player in fan balloting, earning the cyclone Taylor trophy for first time in career...led for NHL lead (4 others) with five shutouts: apr. 8 vs. phoenix (19 saves), apr. 4 vs. edmonton (23 saves), Mar. 26 vs. columbus (17 saves & 3/3 So), Mar. 23 at Los Angeles (20 saves) and Jan. 25 at Anaheim (30 saves)...completed campaign fourth in league with .927 save percentage/ranked eighth with a 2.11 goals-against average...Started season-high 11 straight contests Mar. 19-Apr. 8; was 9-2-0, with 4 Sho., .954 save % and 1.29 Gaa during stretch...posted season-high six-game winning streak Mar. 19-28; numbers included 2 Sho., .964 save % and 0.99 Gaa...Faced season-high 43 shots/made season-high 40 saves in 4-3 shootout loss Feb. 19 at Chicago...Finished 3-3 in So; stopped 14 of 21 shots faced...Replaced by R. Luongo on two occasions: Mar. 30 at edmonton (L 2-0; 2 shots/0 saves) and season-opener Jan. 19 vs. Anaheim (L 2-6; 37, 14 shots/9 saves)...c completed campaign first in Canucks' history with a 2.20 career Gaa.

CAREER

2011-12: established career highs with 33 games played, 20 wins and three shutouts (since surpassed)...Finished second in NHL with .937 save percentage (B. Elliott, STL, .940) and third with a 1.96 goals-against average...appeared in season-high seven consecutive contests/made season-high seven straight starts Nov. 16-Dec. 1; stretch included 5-1-0 mark, .940 save %, 2 Sho. and 1.88 Gaa...posted season-high eight-game undefeated streak Dec. 29-Feb. 28 (7-0-1, .934 save % & 2.07 Gaa)/season-high 7-game win streak Dec. 29-Feb. 24 (.929 save % & 2.24 Gaa)...Notched 3rd Sho. of season Mar. 28 vs. Colorado (43 saves)...Stopped M. Ribeiro's penalty shot attempt Mar. 22 at Dallas; has saved all five attempts in NHL career...also stopped d. paille Jan. 7 at Boston (36 saves) and M. Mayorov Oct. 10 at Columbus (23 saves)...Matched career-high with 48 shots/made career-high 47 saves Nov. 29 vs. Columbus...Recorded Sho. in consecutive outings Nov. 23 at Colorado (24 saves) and Nov. 25 at phoenix (22 saves)...picked up lone career playoff win Apr. 18 in game four of Western Conference Quarterfinals at Los Angeles (43 saves)...**2010-11:** along with teammate Luongo, was co-winner of the William M. Jennings trophy for fewest team goals allowed during first full NHL season...established franchise mark for longest undefeated streak at the start of a season (K. McLean, 8-0-1, '91-92); was 8-0-2, with a .925 save % and 2.31 Gaa...Stats included first career NHL victory Oct. 17 vs. Carolina (32 saves)...Recorded season-high 6-game winning stretch Feb. 15-Mar. 27 with 1 Sho., .950 save % and 1.64 Gaa...Stopped t. hartikainen's ps attempt Apr. 2 vs. edmonton; was also successful vs. J. Neal Dec. 31 at Dallas...faced career-high 48 shots (since tied)/made season-high 44 saves (tie) Mar. 10 at San Jose; also made 44 saves Dec. 31...Notched first career Sho. Mar. 6 at Anaheim (26 saves)...established franchise mark with two assists Dec. 11 vs. Tampa Bay...Saw action in five post-season contests; did not have any decisions...Made first career NHL playoff start Apr. 24 in game 6 of WCQF at Chicago (42:31, 20 shots/17 saves); made first appearance Apr. 19 in game 4 relief appearance (15:55, 7 shots/6 saves)...**2009-10:** Began season by appearing in 2 games with Vancouver, including one start and one relief effort...assigned to Manitoba (aHL) Nov. 11 for last minor-league stint of pro career...established pro career high with 35 victories for the Moose...total included season-high 44 shots/season-high 42 saves (tie) Apr. 9 vs. peoria; also stopped 42 shots Mar. 6 at Grand Rapids...closed out aHL campaign with season-high 5-game undefeated streak Apr. 2-10 (4-0-1); recorded 4-game winning streak Oct. 23-Nov. 20...appeared in six Calder Cup playoff contests...**2008-09:** Saw action with both Manitoba (40 games) and Vancouver (8)...Made NHL debut Nov. 29 at Calgary (28 saves); recalled from aHL for first time Nov. 22 following injury to Luongo...appeared in eight of 15 Canucks' games through Dec. 30; total included season-high 35 shots/season-high 31 saves Dec. 7 at Colorado...awarded alderge "Baz" Bastien Memorial award as the aHL goaltender of the year; also named league's top netminder for November...Moose totals included team-record 13-game winning streak Oct. 17-Jan. 10; made season-high 44 saves on season-high 46 shots Mar. 29 vs. Hamilton...Led Manitoba to Calder

Cup finals after defeating Houston for Western Conference Championship...Named starting goaltender for PlanetUSA at the aHL All-Star Classic and top goaltender during the skills competition...**2007-08:** Made pro hockey debut by appearing in 36 games with Manitoba...posted season-high 10-game undefeated streak (9-0-1) Feb. 17-Mar. 28; began stretch with nine straight wins through Mar. 19...Faced season-high 39 shots/made season-high 34 saves Nov. 24 at Lake Erie...Named aHL Rookie of the Month for March...**OTHER:** played collegiately at Boston College from 2004 through 2007; teammates included S. Gionta and P. Harrold...completed three-season career as school's all-time leader with 15 Sho; started all 81 games during final two years...in 2006-07, made second straight NCAA Championship Game start, while helping school capture its second hockey east championship in three seasons...in 2005-06, was named to the aHL's first all-American team and co-winner (Chris Collins) of the Norman F. Dailey Memorial award as the team's MVP...Notched a B.C. record 8 Sho; became first netminder in NCAA history to record consecutive Sho in regional play Mar. 24 vs. Miami of Ohio (33 saves) and Mar. 25 vs. Boston U. (28 saves)...did not allow a goal for 242:19 consecutive minutes, January 2006...during first season as an eagle, helped school capture the Lamoriello trophy; made 26 saves in hockey east championship win over Boston U...also made 39 saves in a double-overtime victory in conference semifinals vs. Maine...Made 18 appearances in rookie season at B.C.; at 13-1-4, led nation with a .833 winning percentage...Stopped 23 of 25 shots in his college debut against U. Mass-Lowell and was named hockey east defensive player of the Week, Oct. 19, 2004...Represented team USA at the 2005 and 2006 World Junior Championships...attended Andover High School (Ma).

HIGHLIGHTS

1st NHL Gp/Start: 11/29/08, van. 1 @ cgy. 3 (28 saves) • 1st NHL Win: 12/5/08, van. 2 @ Min. 1 (16 saves) • 1st NHL Sho: 3/6/11, van. 3 @ ana. 0 (26 saves) • 1st NHL assist: 10/19/10, van. 2 @ Min. 6 • Most Shots against in Game: 48; 11/29/11, cBJ 1 @ van. 4; 3/10/11, van. 5 @ SJ 4 (So) • Most Saves in Game: 47; 11/29/11, cBJ 1 @ van. 4 • Longest Unbeaten Streak: 10; 10/17/10-1/7/11 (8-0-2, 21 Sho, .925 save %) • Longest Winning Streak: 7; 12/29/11-2/24/12 (2-2-4 Gaa, .929 save %) • Longest Sho Streak: 154:32; 11/20 (18:46), 11/23 (59:55), 11/25 (59:48), 11/26/11 (16:03) • Gp Streak: 11; 3/19-4/8/13 • Start Streak: 11; 3/19-4/8/13 • penalties: None • Multiple-pt. Games: 1 2pt. game.

PERSONAL

Wears the no. 35 for his favorite goaltender, Mike Richter...Married Jill Connors this past summer...c completed a degree in finance from Boston College...Grew up a fan of the Boston Red Sox, attending games often while going to B.C...Spends his summers in his hometown of Marblehead, Ma...along with his wife, supports The One Fund Boston in honor of their friend, Kyrstle Campbell, and everyone affected by the tragic events at the Boston Marathon on April 15, 2013...Supported the Hope Rises Relief Fund, set up to help pay for the victims' medical costs and to support victims' families of the Aurora, Co. shootings...participated in a charity hockey game between pro players and the University of British Columbia men's ice hockey team, October 2012...donated his time by signing autographs to help raise money for the Langley (B.C.) animal protection Society.

VS. NHL

	MINS	GA	SO	GAA	W-L-O/T		MINS	GA	SO	GAA	W-L-O/T
ANA	341	14	2	2.46	4-2-0	NSH	20	3	0	9.00	0-0-0
BOS	60	3	0	3.00	1-0-0	NJ	60	1	0	1.00	1-0-0
BUF	120	5	0	2.50	0-1-1	NYI	0	0	0	-	0-0-0
CGY	366	13	0	2.13	4-2-0	NYR	59	1	0	1.02	0-1-0
CAR	119	5	0	2.52	1-1-0	OTT	62	1	0	0.97	1-0-0
CHI	272	14	0	3.09	2-1-1	PHI	39	1	0	1.54	0-1-0
COL	521	14	2	1.61	6-1-1	PHX	304	5	2	0.99	3-1-1
CBJ	468	15	1	1.92	6-1-1	PIT	0	0	0	-	0-0-0
DAL	477	19	0	2.39	5-3-0	SJ	389	23	0	3.55	3-3-1
DET	136	3	0	1.32	1-1-0	STL	244	8	0	1.97	2-1-1
EDM	333	11	1	1.98	4-2-0	TB	126	9	0	4.29	1-0-1
FLA	60	3	0	3.00	1-0-0	TOR	0	0	0	-	0-0-0
LA	120	2	1	1.00	2-0-0	VAN	-	-	-	-	-
MIN	621	22	0	2.13	6-4-0	WSH	0	0	0	0.00	0-0-0
MTL	0	0	0	-	0-0-0	WPG	60	2	0	2.00	1-0-0

YEAR	TEAM	LEAGUE	REGULAR SEASON										PLAYOFFS									
			GP	W	L	O/T	MIN	GA	SO	AVG	GP	W	L	MIN	GA	SO	AVG					
2002-03	andover h.s.	Ma	23	13	7	2	1385	39	3	1.69	-	-	-	-	-	-	-					
2003-04	andover h.s.	Ma	24	17	5	2	1336	32	6	1.42	-	-	-	-	-	-	-					
	United States	USdp-18	10	9	1	0	559	15	1	1.61	-	-	-	-	-	-	-					
	United States	Nahl	2	2	0	0	120	6	0	3.00	-	-	-	-	-	-	-					
2004-05	Boston college	he	18	13	1	0	1102	35	1	1.90	-	-	-	-	-	-	-					
	United States	WJc-a	1	0	1	0	23	3	0	7.94	-	-	-	-	-	-	-					
2005-06	Boston college	he	*39	*24	13	2	*2362	83	*8	2.11	-	-	-	-	-	-	-					
	United States	WJC-a	6	2	3	1	359	16	0	2.67	-	-	-	-	-	-	-					
2006-07	Boston college	he	*42	*29	12	1	*2517	90	6	2.15	-	-	-	-	-	-	-					
	United States	Wc-a	-	-	-	-	-	-	-	-	-	-	-	-	-	-	-					
2007-08	Manitoba	aHL	36	21	12	2	2054	78	3	2.28	6	1	4	375	12	0	1.92					
2008-09	Manitoba	aHL	40	28	10	1	2324	79	5	*2.04	*22	14	7	1315	47	0	2.15					
	vancouver	NHL	8	2	4	1	355	20	0	3.38	-	-	-	-	-	-	-					
2009-10	Manitoba	aHL	60	35	23	2	*3557	149	4	2.51	6	2	4	366	19	0	3.12					
	vancouver	NHL	2	0	1	0	79	5	0	3.80	-	-	-	-	-	-	-					
2010-11	vancouver	NHL	25	16	4	2	1372	51	1	2.23	5	0	0	163	7	0	2.58					
2011-12	vancouver	NHL	33	20	8	1	1833	60	3	1.96	3	1	2	183	4	0	1.31					
2012-13	ambri-plota	Swi.	8	4	4	0	485	26	0	3.22	-	-	-	-	-	-	-					
	vancouver	NHL	30	17	9	4	1733	61	*5	2.11	2	0	2	117	9	0	4.62					

NHL TOTALS 98 55 26 8 5372 197 9 2.20 10 1 4 463 20 0 2.59
 c-o-winner hockey east all-Rookie team (2005) • hockey east all-academic team (2005-07) • hockey east Second all-Star team (2006) • NCAA east first all-American team (2006) • aHL first all-Star team (2009) • c-o-winner harty "hop" Holmes Memorial award (aHL, fewest goals against) (2009) Won alderge "Baz" Bastien Memorial award (aHL, outstanding Goaltender) (2009) • played in aHL all-Star Game (2009) • c-o-winner William M. Jennings trophy (2011)

*Led League

traded to devils by Vancouver for devils' first-round choice (Bo Horvat) in 2013 entry draft, June 30, 2013.





9

HEIGHT: 5-9
WEIGHT: 175 LBS.
SHOOTS: Left
BORN: 02/21/1990
 veLaNda, Swe.

SEASON: 4th NHL/
 4th NJ

DRAFTED: New
 Jersey's 1st choice,
 24th overall, in
 2008 entry draft

9 • MATTIAS TEDENBY • RW

LAST SEASON: Split campaign between AHL (37 games) and NHL (4) devils for third straight year...Made New Jersey season debut/posted assist Jan. 19 at NY Islanders; recalled from Albany that day...played in four contests until Jan. 28 reassignment to AHL...American Hockey League total showed season-high four-game goal/point-scoring streak Jan. 5-12 (4g-2a-6pts) and three two-point games, most recently 1g-1a Jan. 12 vs. Worcester...Suffered cut to the face Feb. 15 at Adirondack; underwent plastic surgery and missed 18 games as a result...Returned to lineup Mar. 30 vs. Portland; saw action in six of the last 11 AHL matches.

CAREER

2011-12: Split second North American campaign between NHL and AHL devils...Saw action in 43 of first 46 NHL games; was a healthy "scratch" on three occasions...Recorded 1g-5a-6pts overall; total included points in back-to-back games twice: Dec. 8-10 (1g-1a-2pts) and Oct. 15-21 (2a)...appeared in his 100th career NHL contest Jan. 14 at Winnipeg...assigned to Albany Jan. 21; posted 4g-14a-18pts in 32 games played through Apr. 7...American Hockey League total included season-high three-game point-scoring stretch Mar. 21-24 (1g-2a-3pts) and three two-point games, most recently 1g-1a Mar. 2 vs. Bridgeport...one of 17 players recalled by New Jersey for Stanley Cup playoffs upon completion of AHL season...**2010-11:** Saw action in 12 games with Albany (AHL) and 58 games with New Jersey during first season in North America...one of ten devils' players to make their NHL debut; joined M. Fayne, S. Gionta, A. Henrique, J. Josefson, O. Magnan, B. Mills, M. Taormina, A. Urbom and A. Vasyunov...completed campaign first among the team's rookies with 8g-14a-22pts overall; was second among first-year players (N. Palmieri, 9) with eight goals...appeared in season-high 18 consecutive games twice, most recently Mar. 6 to end of regular-season schedule Apr. 10...also played in 18 straight contests through Dec. 21 after making NHL debut Nov. 10 vs. Buffalo...posted season-high 3-game point-scoring streak Nov. 20-24 (2g-2a-4pts)...totalled points in back-to-back games four times, most recently Apr. 5-6 (1g-1a-2pts)...Recorded five 2pt games, including 2g Feb. 8 vs. Carolina (OT)...total included two 1g-1a matches and two two-assist efforts...one of four players (M. Fraser, Palmieri & V. Zharkov) assigned to Albany during NHL all-

Star break January 27-31; appeared in two AHL games...Missed contest Dec. 23 vs. NY Islanders due to food poisoning...Scored on first career penalty shot attempt Nov. 22 vs. Washington's B. Holtby; was unsuccessful Apr. 2 vs. Montreal's C. Price...two pts attempts tied league's single-season rookie record (many times, last by J. Staal, PIT, '06-07)...posted first career NHL goal Nov. 12 vs. Edmonton (D. Dubnyk)...previously recalled from Albany Nov. 8; AHL stats showed 3g-2a-5pts at time of first recall...Represented Silver medal-winning Sweden at World Championship for first time, recorded 1g-2a-3pts...**OTHER:** Signed first North American contract May 14, 2010, same day as current teammate/fellow Swede Josefson...Spent parts of three seasons, 2007-08 through 2009-10, with HV 71 in the Swedish Elite League...totalled 18g-11a-29pts and 42 penalty minutes in 99 regular-season appearances; added 8g-6a-14pts and 12 pIM in 39 playoff games...helped lead club to Sel. Championship in 2009-10; reached league finals in 2008-09...along with Josefson, represented Bronze Medal-winning Sweden at 2010 World Junior Championship in Saskatoon/Regina, Sask.; won Silver medal at 2009 tourney in Ottawa, Ont...Began HV 71 career with under-18 squad in 2005-06; first played with HV 71 junior club in 2006-07...Spent part of 2008-09 campaign with Oskarshamn in the tier 2 league.

HIGHLIGHTS

1st NHL Gp: 11/10/10, Buf. 5 @ NJ 4 (So) • 1st NHL Goal: 11/12/10, Edm. 3 @ NJ 4 (OT) vs. D. Dubnyk • 1st NHL assist: 11/10/10, Buf. 5 @ NJ 4 (So) • Most Goals in Game: 2; 2/8/11, Car. 2 @ NJ 3 (OT) • Most assists in Game: 2; 3/20/11, NJ 3 @ CBJ 0; 3/12/11, NYI 2 @ NJ 3 (OT) • Most pts. in Game: 2; 5 times, last time 3/20/11, NJ 3 @ CBJ 0 (2a) • Most pIM in Game: 4; 12/10/11, Mtl. 2 @ NJ 1 (2 min.); 11/15/10, NJ 0 @ Bos. 3 (2 min.) • Most Shots in Game: 5; 4 times, last time 12/29/10, NYR 3 @ NJ 1 • Gp Streak: 34; 3/6-4/10/11 (18), 10/8-11/15/11 (16) • Goal-Scoring Streak: 2; 11/20-22/10 (2g) • Assist-Scoring Streak: 2; 4 times, last time 10/15-21/11 (2a) • Point-Scoring Streak: 3; 11/20-24/10 (2g-2a-4pts) • Penalties: 16 min. • Multiple-pt. Games: 5 2-pt. games.

PERSONAL

Returns to Sweden during the off-season...father, Robert, played for Modo Hockey in the 1980's; his teammates included former devils' defenseman/current team scout T. Blomqvist...has two brothers who have played lower-division hockey in Sweden: Jonatan (division 2-värnamo GIK) and Emmanuel (J20 elite-troja-ljungby).

VS. NHL

	GP	G	A	PTS	PIM		GP	G	A	PTS	PIM		GP	G	A	PTS	PIM
ANA	0	0	0	0	0	EDM	2	1	0	1	0	PHI	7	0	0	0	2
BOS	5	0	1	1	4	FLA	5	0	1	1	0	PHX	2	0	1	1	0
BUF	3	0	1	1	0	LA	2	0	0	0	0	PIT	7	0	2	2	2
CGY	2	0	1	1	0	MIN	1	0	0	0	2	SJ	2	0	1	1	0
CAR	7	2	0	2	4	MTL	6	0	1	1	4	STL	1	1	0	1	0
CHI	0	0	0	0	0	NSH	2	1	1	2	0	TB	4	0	0	0	2
COL	1	0	0	0	0	NJ	-	-	-	-	-	TOR	6	1	0	1	2
CBJ	2	0	2	2	0	NYI	8	1	4	5	2	VAN	0	0	0	0	0
DAL	3	0	0	0	0	NYR	5	0	1	1	2	WSH	7	1	1	2	2
DET	2	0	0	0	0	OTT	5	1	1	2	2	WPG	8	0	1	1	2

		REGULAR SEASON											PLAYOFFS						
YEAR	TEAM	LEAGUE	GP	G	A	PTS	+/-	PIM	PP	SH	GW	GT	S	GP	G	A	PTS	PIM	
2005-06	hv 71	Swe, U18	13	8	7	15	-	24	-	-	-	-	-	5	1	0	1	10	
2006-07	hv 71	Swe, U18	2	4	0	4	-	2	-	-	-	-	-	5	7	2	9	14	
	hv 71	Swe, Jr.	27	10	10	20	-	43	-	-	-	-	-	4	3	1	4	2	
2007-08	hv 71	Swe, U18	1	1	0	1	-	0	-	-	-	-	-	-	-	-	-	-	
	hv 71	Swe, Jr.	25	14	16	30	-	14	-	-	-	-	-	2	0	0	0	0	
	hv 71	Swe.	23	3	3	6	-	6	-	-	-	-	-	5	0	0	0	0	
2008-09	o skarshamn	Swe.-2	13	2	9	11	-	6	-	-	-	-	-	-	-	-	-	-	
	hv 71	Swe.	32	3	1	4	-	6	-	-	-	-	-	18	6	3	9	6	
	Sweden	WJC-a	6	1	4	5	-	4	-	-	-	-	-	-	-	-	-	-	
2009-10	hv 71	Swe.	44	12	7	19	-	30	-	-	-	-	-	16	2	3	5	6	
	Sweden	WJC-a	5	3	3	6	-	4	-	-	-	-	-	-	-	-	-	-	
2010-11	albany	ohl	12	3	2	5	-	6	-	-	-	-	-	-	-	-	-	-	
	devils	Nhl	58	8	14	22	3	14	2	0	2	-	87	-	-	-	-	-	
	Sweden	Wc-a	9	1	2	3	-	8	-	-	-	-	-	-	-	-	-	-	
2011-12	devils	Nhl	5	5	5	5	16	0	0	0	0	-	46	-	-	-	-	-	
	albany	ohl	35	6	14	20	-	22	-	-	-	-	-	-	-	-	-	-	
2012-13	albany	ohl	37	10	9	19	-	12	-	-	-	-	-	-	-	-	-	-	
	devils	Nhl	4	0	1	1	0	2	0	0	0	-	2	-	-	-	-	-	
DEVILS TOTALS			105	9	20	29	12-	32	2	0	2	-	135	-	-	-	-	-	
NHL TOTALS			105	9	20	29	12-	32	2	0	2	-	135	-	-	-	-	-	



28 • ANTON VOLCHENKOV • D



28

HEIGHT: 6-1
WEIGHT: 220 LBS.
SHOOTS: Left
BORN: 02/25/1982
Mo S c o W, RUS.

SEASON: 11th NHL/
4th NJ
DRAFTED: o t t a W a ' S
1st choice, 21st
o v e R a L L, i n 2000
e N t r y d R a f t

LAST SEASON: Saw action in 37 of 48 games overall; was a healthy "scratch" on seven occasions...also served four-game suspension, apr. 12-20, as the result of apr. 10 elbowing penalty...Scored lone goal Mar. 19 vs. NY Rangers; notched assists/points in back-to-back games Mar. 9-10 (2a)...posted first point of season with assist feb. 7 vs. Tampa Bay; made season debut Jan. 19 at NY Islanders...appeared in 11 games with torpedo (KHL) prior to start of NHL campaign.

CAREER

2011-12: With 2g-9a-1pts in 72 games, surpassed previous year's eight assists/points in 57 appearances...posted goal Mar. 11 vs. Philadelphia for first game-winning tally since o.c.t. 17, 2008 vs. Phoenix...total showed points in back-to-back games twice: feb. 4-5 (1g-1a-2pts) and dec. 26-28 (3a)...Notched first goal with club in his 102nd game feb. 5 vs. Pittsburgh, marking longest stretch to first goal in team history...Returned to lineup/activated from injured Reserve Jan. 10 at Calgary after missing four contests Jan. 2-7 with lower body injury...Recorded 2a dec. 26 at Carolina for his first multiple-point game since Jan. 3, 2010 vs. Philadelphia (3a)...appeared in his 500th career NHL game Nov. 12 at Washington...Returned to lineup/activated dec. 16 after missing 3 games dec. 10-13 with hand injury; was placed on i.R. dec. 12...Missed two contests Mar. 25-27 with lower body injury...Scored lone playoff goal in game one of Stanley Cup Finals vs. Los Angeles for first post-season tally since June 2, 2007 vs. Anaheim...**2010-11:** Saw action in season-high 27 straight appearances Nov. 5-Jan. 8...Recorded 6a/points; did not score a goal for first time in NHL career...total showed points in back-to-back games feb. 18-19 (2a) and first point with club Jan. 1 at Carolina...Reached 100-point mark in NHL career with assist feb. 19 at Carolina...Missed seven of eight contests Mar. 26 through end of regular-season schedule apr. 10 with lower body injury suffered Mar. 25 at Pittsburgh...Suspended 3 games by NHL feb. 10-16 as the result of feb. 8 elbowing incident vs. Carolina...Missed three matches Jan. 9-15 due to personal/family reasons...Returned to lineup/removed from i.R. Nov. 5 vs. NY Rangers; missed 12 games o.c.t. 11-Nov. 3 with stiff neck suffered o.c.t. 9 at Washington...Made his Devils' debut o.c.t. 8 vs. Dallas...**2009-10:** Reached 400-game mark in career Jan. 18 at Boston...Four goals matched career high ('05-06) and equaled total from previous three seasons combined...posted three multiple-point games; matched career high with 3a/pts Jan. 3 vs. Philadelphia...Notched points in back-to-back games dec. 23-26 (1g-1a-2pts)...Missed 16 games due to injury, including 14 contests o.c.t. 29-Nov. 28 with elbow injury and two matches with upper body injury...Was a healthy "scratch" for last two regular-season matches...Represented Russia at Olympic Winter Games in Vancouver, B.C...**2008-09:** played in his 300th career game o.c.t. 17 vs. Phoenix...Recorded points in back-to-back games twice: apr. 6-7 (2a) and Mar. 9-11 (2a)...Notched second career GWG o.c.t. 17 vs. Phoenix...Missed 11 of 12 games dec. 27-Jan. 20 with upper body injury; also missed three contests with lower body injury...appeared in 1 game for Gold Medal-winning Russia at World Championships...**2007-08:** Matched career high with 1g-2a-3pts Mar. 25 at Buffalo for lone goal of season/first career GW tally...posted 3-game assist/point-scoring stretch Jan. 4-10 (3a)...finished second among the club's defensemen (c. Phillips, +15) with plus-14 mark; was +51 over a two-season span...Missed 15 games dec. 1-Jan. 1 with broken finger...**2006-07:** appeared in his 200th career NHL game Jan. 29 at Montreal...Set career highs with 78 games, 18a, 19pts, +37 mark and 67 penalty minutes...plus/minus mark was second among Senators' defensemen (f. Preisig, +40), third on team (d. Alfredsson, +42) and tied for fifth (d. Roy) in NHL...total included assists/points in back-to-back games twice, most recently Mar. 6-8 (2a)...Recorded four two-assist games, most recently feb. 8 vs. Montreal...Notched lone goal feb. 27 at Carolina to snap 85-game goal-less streak...posted season-high +5 mark on two occasions: Mar. 30 vs. Montreal and o.c.t.

21 vs. New Jersey...Sens' nominee for Masterton trophy as selected by the Ottawa chapter of the PHWA...Missed 2 games Nov. 26-28 with leg injury...Suffered fractured finger in Sept. 23 pre-season game; returned to lineup for season-opener at Toronto...appeared in all 20 post-season contests en-route to SCF appearance...Recorded 1g-3a-4pts in ec QF vs. Pittsburgh, including GWG in game 5 at Igloo...**2005-06:** played in his 100th career game dec. 9 at Vancouver...Recorded career-high 4g (since tied), equaling his total from previous two seasons...posted two multiple-point games, including career-high 3a (since tied) dec. 30 vs. NY Islanders...Recorded 3-game point-scoring streak dec. 26-30 (1g-4a-5pts)...Missed 2 games Nov. 2-3 with rib injury, three matches Mar. 24-28 with slight concussion and two contests apr. 5-6 with neck injury...Represented Russia at Olympic Winter Games...**2004-05:** Spent lockout season by appearing in 69 games with Binghamton (aHL) for only minor-league stint of North American career...finished second among the club's defensemen with 35a/45pts; tied for first (c. Schubert) with +24 mark...tied franchise mark with 4a Mar. 30 vs. Philadelphia...Named to PlanetUSA roster for aHL All-Star Game...Recorded 2a in first aHL playoff game apr. 22 vs. Wilkes-Barre...appeared in 1 game for Russia at World Cup of Hockey tournament...**2003-04:** Notched lone goal dec. 1 vs. Philadelphia; recorded 2a two nights later at Florida...Suffered shoulder injury dec. 8 at Boston; underwent surgery and missed 52 games before returning to lineup Mar. 31 at Florida...also missed 7 games o.c.t. 25-Nov. 11 due to concussion suffered o.c.t. 23 vs. Washington...**2002-03:** Made NHL debut o.c.t. 10 vs. New Jersey...Recorded two multiple-point games, including 1g-2a-3pts dec. 19 vs. San Jose...posted 3-game point-scoring streak Jan. 23-27 (1g-2a-3pts)...Represented eastern conference at NHL YoungStars Game at Florida (1g)...Missed 5 games Mar. 1-11 with groin injury, as well as seven contests Mar. 22-apr. 5 with shoulder injury...appeared in 17 of 18 playoff games en-route to ec F vs. New Jersey...**OTHER:** Represented Silver Medal-winning Russia at 2002 World Championships...also played for Russia at 2001/2002 World Junior Championships, winning a Gold Medal in 2002.

HIGHLIGHTS

1st NHL Gp: 10/10/02, NJ 2 @ o.t. 1 • 1st NHL Goal: 12/12/02, o.t. 5 @ Bos. 2 vs. S. Shields • 1st NHL assist: 10/23/02, c.a.r. 1 @ o.t. 4 • Most Goals in Game: 1; 19 times, last time 3/19/13, NYR 3 @ NJ 2 • Most assists in Game: 3; 1/3/10, Phi. 4 @ o.t. 7; 12/30/05, NYI 3 @ o.t. 4 • Most pts. in Game: 3; 4 times, last time 1/3/10, Phi. 4 @ o.t. 7 (3a) • Most pIM in Game: 15; 4/10/13, Bos. 5 @ NJ 4 (maj., game misc.); 10/20/07, Fla. 1 @ o.t. 7 (maj., game misc.) • Most Shots in Game: 6; 3/29/08, o.t. 0 @ Bos. 4; 12/5/05, o.t. 6 @ Fla. 3 • Gp Streak: 70; 1/4-4/4/08 (43), 10/4-12/12/08 (27) • Goal-Scoring Streak: 1; 19 times, last time 3/19/13 (1g) • assist-Scoring Streak: 3; 1/4-10/08 (3a) • point-Scoring Streak: 3; 1/4-10/08 (0g-3a-3pts); 12/26-30/05 (1g-4a-5pts); 1/23-27/03 (1g-2a-3pts) • penalties: 177 min., 4 maj., 1 misc., 2 game misc. • Multiple-pt. Games: 8 2-pt. games, 4 3-pt. games.

PERSONAL

Married, wife's name is Irina...the couple has three children, oldest son, Anton, Jr., and welcomed twins Milan and Melina on February 20, 2011...has several nicknames, including "a-train," "human shield" and "Russian Bear"...played goaltender as a child and credits his time in the net for his ability to block shots...father, Alexei, played in the Soviet Red Army system during the 1970's and 1980's and played on team that faced the Montreal Canadiens in 1975 New Year's Eve game.

VS. NHL

	GP	G	A	PTS	PIM		GP	G	A	PTS	PIM		GP	G	A	PTS	PIM
ANA	7	0	0	0	2	EDM	8	0	3	3	6	PHI	40	3	9	12	28
BOS	44	2	4	6	47	FLA	30	0	5	5	27	PHX	7	1	0	1	9
BUF	40	1	9	10	27	LA	9	0	0	0	4	PIT	32	3	5	8	38
CGY	8	0	0	0	0	MIN	7	2	0	2	4	SJ	7	1	2	3	2
CAR	31	2	11	13	28	MTL	46	0	10	10	24	STL	7	0	1	1	2
CHI	3	0	0	0	6	NSH	7	1	1	2	6	TB	22	0	6	6	14
COL	7	0	0	0	0	NJ	20	0	3	3	8	TOR	46	0	9	9	34
CBJ	7	0	1	1	4	NYI	37	0	8	8	8	VAN	8	0	2	2	12
DAL	9	0	1	1	8	NYR	31	2	2	4	8	WSH	27	0	2	2	14
DET	10	0	1	1	6	OTT	8	0	0	0	4	WPG	29	1	4	5	24

		REGULAR SEASON											PLAYOFFS										
YEAR	TEAM	LEAGUE	GP	G	A	PTS	+/-	PIM	PP	SH	GW	GT	S	GP	G	A	PTS	PIM					
1999-00	hK Moscow-2	Rus.-3	6	0	1	1	-	10	-	-	-	-	-	-	-	-	-	-					
	hK Moscow	Rus.-2	30	2	9	11	-	36	-	-	-	-	-	-	-	-	-	-					
2000-01	Krylja Sovetov	Rus.-2	34	3	4	7	-	56	-	-	-	-	-	-	-	-	-	-					
	Russia	WJC-a	7	0	4	4	-	6	-	-	-	-	-	-	-	-	-	-					
2001-02	Krylja Sovetov-2	Rus.-3	1	0	0	0	-	0	-	-	-	-	-	-	-	-	-	-					
	Krylja Sovetov	Rus.	47	4	16	20	-	50	-	-	-	-	-	3	0	0	0	29					
	Russia	WJC-a	7	1	3	4	-	6	-	-	-	-	-	-	-	-	-	-					
	Russia	Wc-a	9	0	0	0	-	0	-	-	-	-	-	-	-	-	-	-					
2002-03	o ttawa	NhL	57	3	13	16	4-	40	0	0	0	0	75	17	1	1	2	4					
2003-04	o ttawa	NhL	19	1	2	3	1	8	0	0	0	0	15	5	0	0	0	6					
2004-05	Binghamton	aHL	69	10	35	45	-	62	-	-	-	-	-	6	0	3	3	0					
	Russia	Wc-a	1	0	0	0	-	0	-	-	-	-	-	-	-	-	-	-					
2005-06	o ttawa	NhL	75	4	13	17	21	53	0	0	0	0	-	82	9	0	4	4					
	Russia	Olym.	8	0	0	0	-	2	-	-	-	-	-	-	-	-	-	-					
2006-07	o ttawa	NhL	78	1	18	19	37	67	0	0	0	0	-	85	20	2	4	6					
2007-08	o ttawa	NhL	67	1	14	15	14	55	0	0	1	-	-	71	4	0	1	2					
2008-09	o ttawa	NhL	68	2	8	10	10-	36	0	0	1	-	-	79	-	-	-	-					
	Russia	Wc-a	1	0	1	1	-	0	-	-	-	-	-	-	-	-	-	-					
2009-10	o ttawa	NhL	64	4	10	14	2	38	0	0	0	0	-	69	6	0	2	2					
	Russia	Olym.	4	0	1	1	-	2	-	-	-	-	-	-	-	-	-	-					
2010-11	dev iLS	NhL	57	0	8	8	3	36	0	0	0	0	-	65	-	-	-	-					
2011-12	dev iLS	NhL	72	2	9	11	3	34	0	0	1	-	-	63	24	1	1	2					
2012-13	Nizhny Novgorod	KhL	11	0	1	1	-	16	-	-	-	-	-	-	-	-	-	-					
	dev iLS	NhL	37	1	4	5	1-	37	0	0	0	0	-	38	-	-	-	-					
DEVILS TOTALS			166	3	21	24	5	107	0	0	1	-	166	24	1	1	2	10					
NHL TOTALS			594	19	99	118	66	404	0	0	3	0	642	85	4	13	17	58					
played in NHL youngStars Game (2003) • played in aHL all-Star Game (2005)																							
Signed as a free agent by dev iLS, July 1, 2010.																							

played in NHL YoungStars Game (2003) • played in aHL All-Star Game (2005)
Signed as a free agent by dev iLS, July 1, 2010.

28 • VOLCHENKOV • D

19 • TRAVIS ZAJAC • C



19

HEIGHT: 6-3
WEIGHT: 205 LBS.
SHOOTS: RiGht
BORN: 05/13/1985
 WiNNipeG, MaN.

SEASON: 8th NHL/
 8th NJ
DRAFTED: NeW
 JeRSeY'S 1st choice,
 20th oVeRaLL, iN
 2004 eNtRy dRaft

LAST SEASON: One of six players in devils' lineup – and one of just four forwards – to see action in all 48 games; appeared in every game for fifth time in seven-season NHL career...finished fourth on club with 7g-13a-20pts; six of seven goals and 16 of 20 points were recorded on home ice...posted season-high three-game point scoring streak Mar. 19-23 (1g-4a-5pts)...also had points in back-to-back games three times: apr. 23-25 (1g-1a-2pts), apr. 18-20 (3a) and Jan. 19-22 (2g)...posted four multiple-point games, including consecutive two-assist efforts Mar. 21-23; also had two assists apr. 20 vs. florida and 1g-1a feb. 15 vs. philadelphia...Notched team's first goal of season Jan. 19 at ny islanders...Registered to long-term contract Jan. 16, just prior to start of regular-season schedule.

CAREER

2011-12: entered campaign as an injured, non-roster player with left achilles tendon injury suffered during aug. 17 off-ice workout; underwent successful surgery the following day...Recorded points in back-to-back games Mar. 31-apr. 3 (1g-1a-2pts)...Notched fourth career game-deciding goal Mar. 27 vs. chicago...Returned to lineup/posted assist Mar. 25 at pittsburgh; activated/removed from injured Reserve that evening after missing 37 games Jan. 4-Mar. 23 with soreness...played in eight straight contests through Jan. 2 after making season debut dec. 16 vs. dallas; activated off of i.R. list that day...posted points in back-to-back games dec. 20-23 (1g-1a-2pts)...finished post-season tied for third (B. Salvador) on devils with 7g-7a-14pts...Led club with 3g-3a-6pts during eastern conference Quarterfinals vs. florida; notched overtime goal in game six...posted team season-high four-game point-scoring streak apr. 29-May 6 (2g-2a-4pts)...**2010-11:** Recipient of *Unsung Hero* award as voted by his teammates; honored at apr. 7 awards Luncheon...devils' ironman; appeared in career-high/franchise-record 401 consecutive games o.c.t. 26, 2006 to apr. 10, 2011...Set record Mar. 17 at o.hawa; tied k. danevko (388) Mar. 15 vs. atlanta after passing S. Brylin (328) o.c.t. 27 at San Jose and K. Muller (321) o.c.t. 11 vs. pittsburgh...Games-played total included his 400th career NHL contest Mar. 25 at pittsburgh...finished second on squad with 31 assists (p. elias, 41), marking third straight 30-assist season; third with 44 points...total showed eight multiple-point games, including team season-high (tie) 1g-2a-3pts feb. 6 at Montreal...posted lone two-goal game of season/fifth career Mar. 11 at atlanta; notched first two power play goals of season, including a t.tally...Recorded five 3-game point-scoring streaks, most recently Mar. 2-6 (1g-2a-3pts)...posted second career shorthanded goal Jan. 14 at tampa Bay...Recorded GdG Nov. 27 vs. philadelphia...Represented team canada/served as alternate captain at 2011 World championships...**2009-10:** only player in New Jersey's lineup to appear in all 82 games; passed J. pandolfo (307) for fourth-longest consecutive games-played stretch in team history Mar. 20 vs. St. Louis...Total included 300th career NHL game feb. 5 vs. toronto, 200th point with assist Mar. 27 at Montreal and 100th assist Nov. 19 at Nashville...Set career highs with 25 goals and 67pts (20g/62pts, '08-09); 42a matched previous season's career best...tied for second on team (5 others) with four game-winning goals (z. parise, 5)...posted points in six straight games feb. 8-Mar. 5 (3g-6a-9pts)...Recorded career-high 18 multiple-point games, including career-high 1g-3a-4pts Jan. 29 vs. toronto...had three three-assist/point efforts: apr. 10 vs. ny islanders, Jan. 23 at ny islanders and Nov. 12 at pittsburgh...had 14 two-point contests, including 2g Mar. 23 vs. columbus...Recorded first career o.t. goal Jan. 29...**2008-09:** one of five players in team's lineup to play in all 82 games...With 20g-42a-62pts, established new career highs in goals (since surpassed), assists (since tied) and points (since surpassed)...first on squad/tied for fourth in NHL (d. Keith, chi.) with career-high plus-33 mark after finishing at -11 the previous season; third with 42a...posted assists/points in six straight contests Jan. 21-feb. 6 (2g-7a-9pts)...Notched 15

multiple-point games, including four season-high 3pt efforts: 1g-2a feb. 26 vs. colorado, 1g-2a Jan. 10 at los angeles, 1g-2a dec. 27 at ny rangers and career-high (tie) 3a Nov. 15 vs. washington...Matched career high with 2g dec. 12 vs. ny rangers (since tied)...appeared in his 200th career game Jan. 4 vs. o.hawa; reached/surpassed 100pt mark dec. 27 at ny rangers...tallied GdG dec. 21 vs. philadelphia in only shootout attempt of season...a member of team canada's Silver Medal-winning team at World championships...**2007-08:** one of four New Jersey players to appear in all 82 games; joined Brylin, B. Gionta and d. zubrus...Stats showed six multiple-point games, including two season-high 3pt efforts: season/career-high (tie) 3a Jan. 22 at philadelphia and 1g-2a o.c.t. 13 at atlanta...had four 2pt games, including 2g o.c.t. 17 at pittsburgh...posted 4-game point-scoring streak Jan. 16-22 (3g-3a-6pts)...appeared in his 100th career game Nov. 17 at philadelphia...**2006-07:** Matched team's rookie record (K. Todd, feb. 8-21, '92 & S. Gomez, Nov. 12-dec. 1, '99) with season/career-high 8-game point-scoring streak Mar. 15-30 (3g-6a-9pts)...posted seven multiple-point games, including career-high 3a Nov. 17 vs. o.hawa (since tied)...Six 2pt games included first career 2g match feb. 1 at philadelphia...Recorded GdG Mar. 24 at florida; 1-4 in So overall...Missed two contests o.c.t. 21-24 with bruised thigh...along with J. oduya, made his NHL debut in season opener o.c.t. 6 at carolina...Game marked just the 13th time in team history that two rookies made their NHL debut in the same game, most recently d. hale and p. Martin (o.c.t. 8, 2003)...assisted on J. Langenbrunner's o.t. goal in game 2 of ecSf vs. o.hawa...tallied first career post-season goal in game 1...Recorded 3a/pts in ecQf vs. tampa bay overall, including 2a in game 4 and first career playoff point with assist in game 3...one of three devils' rookies (a. Greene & oduya) to make NHL post-season debut in game 1...**OTHER:** Saw action in 2 games with albany (aHL) in 2005-06 upon completion of collegiate career...played two seasons at North Dakota (Wcha); school advanced to Ncaa championship Game his freshman season, as well as frozen four tourney as a sophomore...Signed first pro contract april 13, 2006.

HIGHLIGHTS

1st NHL Gp: 10/6/06, NJ 4 @ car. 0 • 1st NHL Goal: 10/7/06, NJ 1 @ dal, 3 vs. M. turco • 1st NHL assist: 10/26/06, Fla. 0 @ NJ 2 • Most Goals in Game: 2; 5 times, last time 3/11/11, NJ 3 @ atl. 2 (o.t.) • Most assists in Game: 3; 7 times, last time 4/10/10, NYI 1 @ NJ 7 • Most pts. in Game: 4; 1/29/10, tor. 4 @ NJ 5 (o.t.) (1g-3a) • Most pIM in Game: 7; 3/22/08, NJ 1 @ pit. 7 (min., maj.) • Most Shots in Game: 8; 10/30/10, NJ 1 @ La 3; 12/2/09, van. 5 @ NJ 2 • Gp Streak: 401; 10/26/06-4/8/07 (73); 10/4/07-4/6/08 (82); 10/10/08-4/11/09 (82); 10/3/09-4/11/10 (82); 10/8/10-4/10/11 (82) • Goal-Scoring Streak: 3; 4 times, last time 1/5-9/10 (3g) • assist-Scoring Streak: 4; 2/12-3/5/10 (5a); 1/27-2/3/09 (7a); 3/22-28/07 (5a) • point-Scoring Streak: 8; 3/15-30/07 (3g-6a-9pts) • penalties: 65 min., 4 maj. • Multiple-pt. Games: 46 2-pt. games, 11 3-pt. games, 1 4-pt. game.

PERSONAL

Married Nicole hekle, august 15, 2009; the couple had their first child, zenon Nathan, in January 2012...Spends off-seasons in his hometown of Winnipeg, Man...Listens to country music and says that doc Walker is his favorite band...first job was pumping gas at a local station...has taken part in the *Summer SuperStar* Showdown golf tournament and hockey game with other NHLers in Winnipeg to benefit the Believe in the Goal Foundation, which raises money for cancer patient care, including a former teammate who was battling cancer...participates in numerous charity golf tournaments back home, including the *Winnipeg Free Press* Jonathan toews and friends celebrity pro-am...Lists his favorite movie as *Pool Hall Junkies* and his favorite tv show as *Friends*...enjoys golf, movies and relaxing on his days off...has three brothers, darcy who played for albany (aHL) last season, Kelly, who played for trenton (echl) and albany, and Nolan, who played for the U. of denver (Wcha) last season...father, tom, also played college hockey at U. of denver; former devils' scout/assistant coach M. Johnston was assistant coach at that time.

VS. NHL

	GP	G	A	PTS	PIM		GP	G	A	PTS	PIM		GP	G	A	PTS	PIM
ANA	5	0	1	1	2	EDM	4	0	2	2	4	PHI	39	9	18	27	4
BOS	23	2	3	5	0	FLA	23	6	11	17	8	PHX	5	2	2	4	2
BUF	24	4	4	8	12	LA	6	4	3	7	2	PIT	39	11	12	23	24
CGY	4	0	3	3	0	MIN	4	0	1	1	2	SJ	6	1	3	4	0
CAR	25	5	10	15	12	MTL	24	3	11	14	6	STL	4	0	1	1	0
CHI	7	2	2	4	0	NSH	5	1	2	3	0	TB	24	4	13	17	6
COL	4	1	3	4	0	NJ	-	-	-	-	-	TOR	23	4	3	7	6
CBJ	4	3	1	4	0	NYI	40	8	18	26	6	VAN	4	2	1	3	2
DAL	9	4	4	8	2	NYR	39	10	10	20	17	WSH	24	3	12	15	6
DET	6	0	3	3	4	OTT	24	1	11	12	8	WPG	23	8	9	17	15

			REGULAR SEASON													PLAYOFFS						
YEAR	TEAM	LEAGUE	GP	G	A	PTS	+/-	PIM	PP	SH	GW	GT	S	GP	G	A	PTS	PIM				
2001-02	St. James	MJHL	-	-	-	-	-	-	-	-	-	-	-	-	-	-	-	-				
2002-03	Salmon arm	BchL	59	16	36	52	-	27	-	-	-	-	-	11	2	4	6	6				
2003-04	Salmon arm	BchL	59	43	69	112	-	110	-	-	-	-	-	14	10	13	23	10				
2004-05	North dakota	Wc ha	45	20	19	39	-	16	-	-	-	-	-	-	-	-	-	-				
2005-06	North dakota	Wc ha	46	18	29	47	-	20	-	-	-	-	-	-	-	-	-	-				
	albany	aHL	2	0	1	1	-	2	-	-	-	-	-	-	-	-	-	-				
2006-07	deviLS	NHL	80	17	25	42	1	16	6	0	2	-	134	11	1	4	5	4				
2007-08	deviLS	NHL	82	14	20	34	11	31	5	0	1	-	155	5	0	1	1	4				
2008-09	deviLS	NHL	82	20	42	62	33	29	5	1	2	-	185	7	1	3	4	6				
	canada	Wc-a	5	0	0	0	-	2	-	-	-	-	-	-	-	-	-	-				
2009-10	deviLS	NHL	82	25	42	67	22	24	6	0	4	-	210	5	1	1	2	2				
2010-11	deviLS	NHL	82	13	31	44	6	24	2	1	1	-	173	-	-	-	-	-				
	canada	Wc-a	7	1	3	2	-	2	-	-	-	-	-	-	-	-	-	-				
2011-12	deviLS	NHL	15	2	4	6	3	4	1	0	1	-	25	24	7	7	14	4				
2012-13	deviLS	NHL	48	7	13	20	5	22	1	1	1	-	82	-	-	-	-	-				
DEVILS TOTALS			471	98	177	275	31	150	26	3	12	-	964	52	10	16	26	20				
NHL TOTALS			471	98	177	275	31	150	26	3	12	-	964	52	10	16	26	20				

BcJhL interior conference Mvp (2004) • BcJhL interior conference first all-star team (2004) • played in BcJhL all-star Game (2004) • Wcha all-Rookie team (2005) • Ncaa championship all-tournament team (2005) • Ncaa east all-tournament team (2005)





2

2 • MAREK ZIDLICKY • D

LAST SEASON: One of six players in devils' lineup -- and one of just two defensemen (a. Greene) -- to see action in all 48 games; appeared in every game for first time since 2003-04 (82, Nashville)...total included 600th career NHL game Mar. 19 vs. NY Rangers...finished fifth on club's first among defensemen with four goals (tie, a. Greene)/15 assists/19 points; assist total was third on team...total included 1g-0a-11pts with the man advantage; scored all 4g on the road...had points in back-to-back games four times, most recently Mar. 25-29 (1g-1a-2pts)...Notched three multiple-point games, including 2g Mar. 4 at Toronto...also recorded 2a apr. 23 vs. Montreal and Jan. 25 vs. Washington...played in 25 games with Kladno (czech Rep.) prior to NHL season; finished first among the team's rearguards with 3g-22a-25pts...Represented his native country at 2013 World Championships.

CAREER

Since entering NHL in 2003-04, ranks 22nd with 618 games played, 25th with 66 goals, 11th with 259 assists, 12th with 325 points and 12th with 45 power play goals (tie, S. Salo) among all defensemen...**2011-12:** Games-played total (63) was his most since 2009-10; total included 41 games with Minnesota (14a) and 22 with New Jersey (2g-6a-8pts)...Stats showed two season-high three-game point-scoring streaks: Mar. 8-11 (1g-4a-5pts) and Nov. 8-12 (3a)...Recorded three multiple-point games, including season-high 3a dec. 29 vs. Edmonton...Recorded 2a/first points as a devil to reach 300-point mark in NHL career Mar. 8 vs. NY Islanders...Notched first goal with squad/game-winning tally Mar. 10 at NY Islanders after making New Jersey debut Feb. 26 vs. Tampa Bay...appeared in all 24 games for first post-season action since 2008...finished second on club among defensemen with 1g-8a-9pts; total included back-to-back 2pt efforts in games three-four of eastern conference Semifinals vs. Philadelphia...**2010-11:** Recorded three multiple-point games, including two season-high 1g-2a efforts in first 15 appearances: Nov. 26 vs. Nashville and Oct. 19 vs. Vancouver...posted points in back-to-back games four times, most recently Dec. 20-23 (2a)...Notched ppG in his 500th career NHL contest Mar. 6 vs. Buffalo...Missed 36 games due to injury, including 21 straight Dec. 31-Feb. 16 with shoulder injury; also missed 13 games due to lower body injury...Represented Bronze Medal-winning Czech Republic at World Championships for fourth time; finished first among the country's defensemen with 1g-4a-5pts...**2009-10:** Games played (78), assists (37) and points (43) were his most in three seasons with Minnesota...four of his 6g were scored with the man advantage, while three were GW tallies...finished tied for 13th among NHL defensemen (3 others) with 37a...tallied nine 2pt games, most recently 1g-1a Feb. 14 vs. Vancouver; recorded points in three straight three times, most recently Mar. 25-29 (1g-2a-3pts)...Reached 200-assist mark in NHL career Feb. 10 vs. Phoenix; notched 1g-1a-2pts in his 400th career contest Nov. 10 at Toronto...Missed final 3 games of campaign with arm injury...Led all Czech Republic players with 5a/pts at Olympic Winter Games in Vancouver...**2008-09:** Twelve goals were his most in three seasons with Minnesota; matched career-high with 10 ppG...Recorded eight multiple-point games; total included 3a Mar. 25 at NY Islanders, 2g-1a Jan. 19 at Chicago and 2g-1a Nov. 13 vs. Phoenix...Recorded assists/points in season-high four straight contests Nov. 28-Dec. 3 (1g-4a-5pts)...Reached 200pt mark in NHL career with assist Jan. 27 vs. Toronto...Led team with three game-deciding goals...Made season debut Oct. 23 vs. Buffalo after missing 4 games with lower body injury...Represented Czech Republic at World Championships...**2007-08:** finished first among Nashville defensemen with 38a/43pts; paced the club with 21 ppG/25 ppp...total showed five multiple-point outings, including two 3a efforts: Feb. 27 at Buffalo and Dec. 27 vs. Columbus...Recorded season-high 4-game assist/point-scoring stretch Feb. 10-16 (5a)...appeared in his 300th NHL contest Mar. 18 vs. Washington...tied for team lead with 3a in Wc Qf vs. Detroit; tallied 2a in game 3 victory...Represented Czech Republic at World Championships...**2006-07:** Ranked second among Nashville defensemen with 26a...posted five multiple-point games, including three 3pt efforts: 3a Jan. 9 vs. Anaheim, 1g-2a Nov. 25 vs. Detroit and 3a Oct. 26 vs. San Jose...Recorded season-high 3-game assist/point-scoring stretch Nov. 16-20 (3a)...Skated in his 200th career NHL game Feb. 1 at Phoenix...tallied 2a in game 2 of Wc Qf vs. San Jose...Led Czech Republic in scoring and was named one of his country's three best players at World Championships...**2005-06:** finished second among Nashville defensemen/tied for 14th among NHL rearguards (3 others) with 4pts...first among predators' d'men with 12g/career-high 10 ppG (since tied); second among the club's blueliners/tied for 13th among league defensemen (M. Schneider, def. & p. Mara, phx.) with 29 ppp...tied for

third on squad (S. Sullivan) with 37a...total included 12 multiple-point games, including five 3pt efforts...Stats showed two 2g-1a matches, most recently Feb. 11 vs. Columbus...Missed final 11 regular-season games and three post-season contests with shoulder injury; also missed 3 games Jan. 28-Feb. 2 due to hand injury...Recorded first career NHL playoff point with assist in game 5 of Wc Qf vs. San Jose...Represented Bronze Medal-winning Czech Republic at 2006 Olympic Winter Games; finished first among the team's defensemen with 4g-1a-5pts, while 4g was tops among all tournament rearguards...**2004-05:** Represented Gold Medal-winning Czech Republic at World Championships for first time; named to all-tournament team...finished tourney tied for first with plus-eight mark, while tying for team lead among defensemen (I. Kaberle & P. Kubina) with 1g-3a-4pts...Led HiF K Helsinki (fin.) defensemen/ranked fourth in team scoring with 31pts...also represented his native country at World Cup; finished first among the squad's blueliners with 4pts...**2003-04:** appeared in all 82 games for only time in NHL career...Notched career highs across the board with 14g/39a/53pts...among NHL d'men, finished tied for eighth in goals (4 others), fourth in assists and tied for fourth (B. McCabe) in points; was tied for third with 9 ppG (S. Niedermayer)...Began NHL career by registering points in six straight contests Oct. 9-23 (2g-5a-7pts)...Recorded nine multiple-point games, including franchise-record 5a/pts (5pts since tied) Feb. 18 vs. San Jose...Made NHL post-season debut in game 1 of Wc Qf at Detroit; suffered concussion and missed remainder of series...due to his age, was not eligible for Calder Trophy...**OTHER:** Spent four seasons, 1999-00 to 2000-03 with HiF K Helsinki in Finnish Elite League...in 2002-03, led defensemen and tied for fifth overall in league with 10g-37a-47pts...in 2001-02, tied for second among Finnish League d'men with 11g-29a-40pts...in 2000-01, led Finnish defensemen with 12g-25a-37pts...played five seasons, 1994-95 through 1998-99, in the Czech Republic; finished first among the team's defensemen with 22pts his final season...played in both the 1995 and 1997 World Junior Championships.

HIGHLIGHTS

1st NHL Gp: 10/9/03, ana. 1 @ Nsh. 3 • 1st NHL Goal: 10/11/03, dal. 3 @ Nsh. 1 vs. M. turco • 1st NHL assist: 10/16/03, STL 1 @ Nsh. 4 • 600th NHL Game: 3/19/13, NYR 3 @ NJ 1 • Most Goals in Game: 2, 6 times, last time 3/4/13, NJ 2 @ tor. 4 • Most assists in Game: 5, 2/18/04, SJ 3 @ Nsh. 7 • Most pts. in Game: 5, 2/18/04, SJ 3 @ Nsh. 7 (5a) • Most pIM in Game: 7, 10/31/09, Min 2 @ pit. 1 (min., maj.); 2/26/06, STL 2 @ Nsh. 3 (so) (min., maj.); 1/29/04 Nsh. 6 @ cBJ 4 (min., maj.) • Most Shots in Game: 7, 10/24/09, car. 2 @ Min. 3 (o1); 10/21/06 van. 4 @ Nsh. 3 (o1) • Gp Streak: 121; 10/9/03-4/4/04 (82); 10/5/05-1/4/06 (39) • Goal-Scoring Streak: 2, 8 times, last time 11/7/10-07 (2g) • assist-Scoring Streak: 6, 3/1-11/04 (6a) • point-Scoring Streak: 6, 3/1-11/04 (1g-6a-7pts) • penalties: 257 min., 6 maj. • Multiple-pt. Games: 38 2-pt. games, 18 3-pt. games, 1 5-pt. game.

PERSONAL

Nicknamed "z"...Resides in Prague, Czech Republic during the off-season with wife, Karina, and eight-year-old son, adam...hobbies include riding his motorcycle and fishing...Most memorable hockey moments are the 2012 Stanley Cup Finals and winning the Gold Medal at the 2005 World Championships in Austria...Listens to the music of Slipknot and Disturbed.

VS. NHL

	GP	G	A	PTS	PIM		GP	G	A	PTS	PIM		GP	G	A	PTS	PIM
ANA	31	2	13	15	37	EDM	34	1	15	16	34	PHI	14	1	6	7	16
BOS	11	1	3	4	0	FLA	8	0	2	2	8	PHX	25	5	11	16	10
BUF	9	1	4	5	8	LAK	28	2	13	15	30	PIT	14	1	4	5	17
CGY	34	1	11	12	16	MIN	14	2	5	7	12	SJ	28	3	16	19	14
CAR	10	0	4	4	12	MTL	8	0	3	3	4	STL	38	3	18	21	43
CHI	39	6	12	18	34	NSH	11	2	5	7	10	TB	11	1	5	6	10
COL	31	4	17	21	24	NJ	5	0	3	3	6	TOR	10	3	3	6	12
CBJ	42	7	28	35	47	NYI	18	3	6	9	8	VAN	36	6	13	19	32
DAL	25	4	7	11	18	NYR	15	1	4	5	12	WSH	10	4	5	9	12
DET	41	1	18	19	48	OTT	12	1	2	3	4	WPG	6	0	3	3	6

YEAR	TEAM	LEAGUE	REGULAR SEASON											PLAYOFFS										
			GP	G	A	PTS	+/-	PIM	PP	SH	GW	GT	S	GP	G	A	PTS	PIM						
1994-95	hc Kladno	czech Rep.	30	2	2	4	-	38	-	-	-	-	-	11	1	1	2	10						
	czech Republic	Wc-a	7	0	2	2	-	31	-	-	-	-	-	-	-	-	-	-						
1995-96	hc poldi Kladno	czech Rep.	37	4	5	9	-	74	-	-	-	-	-	-	-	-	-	2	8					
1996-97	hc poldi Kladno	czech Rep.	49	5	16	21	-	60	-	-	-	-	-	2	0	0	0	0						
	czech Republic	Wc-a	7	0	5	5	-	12	-	-	-	-	-	-	-	-	-	-						
1997-98	hc vel. Kladno	czech Rep.	51	2	13	15	-	121	-	-	-	-	-	-	-	-	-	-						
1998-99	hc vel. Kladno	czech Rep.	50	10	12	22	-	94	-	-	-	-	-	-	-	-	-	-						
1999-00	hiF K Helsinki	fin.	47	4	16	20	-	66	-	-	-	-	-	9	3	2	5	24						
2000-01	hiF K Helsinki	fin.	51	12	25	37	-	146	-	-	-	-	-	5	0	1	1	6						
2001-02	hiF K Helsinki	fin.	56	11	29	40	-	107	-	-	-	-	-	-	-	-	-	-						
2002-03	hiF K Helsinki	fin.	54	10	37	47	-	79	-	-	-	-	-	4	0	0	0	4						
2003-04	Nashville	NHL	82	14	39	53	16	-	82	9	0	4	0	143	1	0	0	0						
2004-05	czech Republic	Wc cup	5	3	1	4	-	2	-	-	-	-	-	-	-	-	-	-						
	hiF K Helsinki	fin.	49	11	20	31	-	91	-	-	-	-	-	5	0	3	3	14						
2005-06	czech Republic	Wc-a	9	1	3	4	-	18	-	-	-	-	-	-	-	-	-	-						
	Nashville	NHL	67	12	37	49	8	-	82	10	0	1	-	113	2	0	1	1	2					
	czech Republic	olymp.	7	4	1	5	-	16	-	-	-	-	-	-	-	-	-	-						
2006-07	Nashville	NHL	79	4	26	30	8	-	72	2	0	1	-	114	5	0	2	2	4					
	czech Republic	Wc-a	7	1	5	6	-	6	-	-	-	-	-	-	-	-	-	-						
2007-08	Nashville	NHL	79	5	38	43	5	-	63	4	0	0	-	122	6	0	3	3	8					
	czech Republic	Wc-a	7	1	4	5	-	6	-	-	-	-	-	-	-	-	-	-						
2008-09	Nashville	NHL	76	12	30	42	12	-	76	10	0	3	-	147	-	-	-	-						
	czech Republic	Wc-a	7	0	1	1	-	6	-	-	-	-	-	-	-	-	-	-						
2009-10	Nashville	NHL	78	6	37	43	16	-	67	4	0	3	-	116	-	-	-	-						
	czech Republic	olymp.	5	0	5	5	-	2	-	-	-	-	-	53	-	-	-	-						
2010-11	Nashville	NHL	46	7	17	24	6	-	30	3	0	0	-	-	-	-	-	-						
	czech Republic	Wc-a	9	1	4	5	-	6	-	-	-	-	-	-	-	-	-	-						
2011-12	Minnesota	NHL	41	0	14	14	6	-	24	0	0	0	-	50	-	-	-	-						
	devils	NHL	22	2	6	8	0	-	10	2	0	1	-	20	24	1	8	9	22					
2012-13	hc Kladno	czech Rep.	25	3	22	25	-	28	-	-	-	-	-	-	-	-	-	-						
	devils	NHL	48	4	15	19	12	-	38	1	0	0	-	101	-	-	-	-						
	czech Republic	Wc-a	2	0	0	0	-	0	-	-	-	-	-	-	-	-	-	-						

DEVILS TOTALS 70 6 21 27 12-48 3 0 1 - 121 24 1 8 9 22
NHL TOTALS 618 66 259 325 57-544 45 0 13 0 979 38 1 14 15 36
 Traded to Nashville by NY Rangers with Rem Murray and Tomas Kloucek for Mike Munhan, December 12, 2002. Traded to Minnesota by Nashville for Ryan Jones and Minnesota's second-round choice (Charles-Olivier Rousseau) in 2009 entry draft, July 1, 2008. Traded to devils by Minnesota for Kurtis Foster, Nick Palmieri, Stephane Veilleux, Washington's second-round choice (Raphael Bussieres) in 2012 entry draft and a conditional choice in the 2013 entry draft, February 24, 2012.





8

HEIGHT: 6-5
WEIGHT: 225 LBS.
SHOOTS: Left
BORN: 06/16/1978
 eLektReNai, Lit.

SEASON: 17th NHL/
 7th NJ
DRAFTED:
 philadelphia'S 1st
 choice, 15th
 oVeRaLL, IN 1996
 eNtRy dRaft

8 • DAINIUS ZUBRUS • RW

LAST SEASON: injuries during sixth season in New Jersey limited playing time to just 22 games and production to 2g-7a-9pts...Recorded points in back-to-back games three times: apr. 18-20 (1g-1a-2pts), apr. 7-10 (2a) and Jan. 31-Feb. 2 (2a)...Missed 26 contests Feb. 7-Mar. 30 with left wrist injury and subsequent surgery on Feb. 14...Returned to lineup Apr. 1 vs. NY Islanders/removed from injured Reserve List that day; was placed on i.R. Feb. 13...Re-signed with devils July 4, 2013.

CAREER

2011-12: one of five players in devils' lineup – and one of just three forwards (z. parise & p. sykora) – to appear in all 82 games; played in every game for third time in five seasons...Seventeen goals, 27 assists and 44 points were his most in five seasons with New Jersey...Recorded assists/points in season-high five straight games Nov. 5-15 (1g-5a-6pts)...posted six multiple-point games, including season-high 1g-2a-3pts Feb. 2 vs. Montreal...two-point games included 2g o.c.t. 25 at Los Angeles...Reached 200-goal mark in NHL career Jan. 2 at o.t.tawa; played in NHL milestone 1,000th career contest Nov. 16 at Buffalo; and reached/surpassed 500-point mark with 1g-1a-2pts Nov. 8 vs. carolina...Notched career-high three shorthanded goals; entered campaign with two career ShG (last time, Nov. 4, '03 at TB)...appeared in all 24 post-season games; recorded career-high 3g-7a-10pts en-route to first Stanley Cup finals appearance since rookie campaign...total showed 2g in game four of ecSf vs. philadelphia, including game-winning score...**2010-11:** Recorded 13g-17a-30pts overall; 13g were tied for fourth (J. amott & t. zajac) on squad...total included season-high five-game point-scoring streak o.c.t. 16-27 (1g-5a-6pts)...Recorded three 2pt games, including 2g Feb. 19 at carolina...Reached 300-assist mark in NHL career with 1g-1a effort Feb. 3 at NY Rangers...Recorded lone power play goal Dec. 10 at o.t.tawa...Missed last 2 games with upper body injury (not head) suffered Apr. 6 vs. toronto...**2009-10:** playing time was limited to 51 games after seeing action in all 82 games during each of his previous two seasons with squad...appeared in his 900th career NHL game Apr. 3 at carolina; posted 1g-1a-2pts to reach/surpass 100pt mark with club...tied for second on team (5 others) with 4 GWG (z. parise, 5)...totalled points in season-high four straight games Apr. 3-10 (2g-4a-6pts)...Recorded five multiple-point games, including season-high 1g-2a-3pts Jan. 29 vs. toronto...Missed 30 contests Nov. 21-Jan. 23 with leg injury; appeared in career-high 203 consecutive games from Mar. 2, 2007-Nov. 19, 2009...**2008-09:** played in every game in two seasons with devils; had never done so until joining team in 2007-08...Saw action in his 800th career NHL game Dec. 17 at Buffalo; recorded 400th career point with goal o.c.t. 24 vs. philadelphia...fifteen goals/40pts surpassed previous season's 13g and 38pts; 25a tied 2007-08 output...Matched franchise record with career-high 4g Nov. 23 at tampa Bay for second career NHL hat trick; joined p. elias (Mar. 30, '03), J. Madden/R. McKay (o.c.t. 28, '00) and p. verbeek (Feb. 28, '88)...totalled seven multiple-point games overall, including 1g-2a-3pts Dec. 12 vs. NY Rangers; 2pt efforts included 2g Jan. 4 vs. o.t.tawa...posted points in season-high four straight games o.c.t. 24-Nov. 1 (2g-3a-5pts)...appeared in 100th game with New Jersey Nov. 20 vs. florida...**2007-08:** one of only four players (S. Brylin, B. Gionta & zajac) in lineup to appear in all 82 contests...finished


with nine multiple-point games, including 2g Nov. 8 vs. philadelphia...appeared in his 700th career NHL game o.c.t. 31 vs. tampa Bay...Recorded points in season-high three straight games twice, most recently Mar. 13-19 (3g-1a-4pts); stretch included goals in three straight...Made devils' debut in season opener o.c.t. 4 at tampa Bay...**2006-07:** Registered career highs across the board with 24g, 36a and 60pts...acquired by Sabres from c.apitals Feb. 27; traded mid-season for third time in NHL career...Made Buffalo debut Mar. 2 vs. Montreal; posted first goal with squad Mar. 10 vs. New Jersey...Recorded 10 ppG; reached double-figures for second straight year...total included three season-high 4-game point-scoring streaks, most recently Jan. 18-27 (1g-4a-5pts)...Recorded 17 multiple-point games, including four 3pt efforts, most recently 1g-2a Feb. 8 vs. Los Angeles...had four multiple-goal efforts, including back-to-back 2g games o.c.t. 30-Nov. 3...Reached/surpassed 200a mark in NHL career with 2a Dec. 15 at atlanta...Saw action in 15 playoff games for first NHL post-season action since 2002-03 and most since rookie campaign...eight assists/pts were his most since 1997 playoffs (5g-4a-9pts)...posted 3a in game one of ecQf vs. NY Islanders...**2005-06:** Served as alternate captain during final full season with c.apitals...Goal (23), assist (34) and point (57) totals were his most in five seasons with squad...posted career-high 13 ppG; surpassed his total from previous three seasons combined...Set career high with 181 shots on goal, while sharing team lead (a. o.vechkin) with 5 GWG...Recorded his 100th career NHL goal Jan. 8 vs. florida, played in 600th game Mar. 30 at Montreal and posted 300th career point with assist in regular-season finale Apr. 18 at tampa Bay...posted career-high 7-game point-scoring stretch Mar. 6-18 (2g-7a-9pts)...Matched career high with 3a Apr. 7 vs. carolina...**2004-05:** played 42 games for Lada fogliatti (Rus); finished with 8g-11a-19pts en-route to second-place finish...Led team in penalty minutes during both the regular-season (85) and playoffs (22)...Represented Lithuania at spring's World Championship after playing for Russia eight months earlier at World Cup...**2003-04:** Ranked second on the team (J. halpern, 19) in goals (12) and third in assists/points (15/27); led squad with 115 shots and was tied for second (K. Miller) with 6 ppG (halpern, 7)...played in his 500th career NHL game Nov. 10 at Los Angeles...Notched assists in three straight games Nov. 24-28 (3a)...Recorded his first career penalty shot goal Dec. 11 vs. Boston's a. Raycroft on his second career attempt; added 2a, including his 100th point with Washington...posted 2g, including second career Sh tally November 4 at tampa Bay, as well as lone career game-tying goal Dec. 19 vs. toronto...Missed 10 games with foot injury to open 2004 calendar year; also missed 18 games with muscle strain in chest...appeared in his 200th game with c.apitals Mar. 13 at atlanta...**2002-03:** Ranked second on the team with plus-15 mark (K. Klee, +22), his highest in five seasons with Washington...appeared in his 100th game with team Nov. 19 vs. San Jose...Scored first goal of season Nov. 23 vs. atlanta to open career high 4-game goal-scoring streak (4g)...Missed 14 of 15 games Nov. 27-Dec. 28 with hand injury...also recorded 4-game point-scoring streak Mar. 14-22 (1g-

VS. NHL

	GP	G	A	PTS	PIM		GP	G	A	PTS	PIM		GP	G	A	PTS	PIM
ANA	18	1	4	5	6	EDM	18	4	9	13	2	PHI	58	12	22	34	40
BOS	51	10	13	23	30	FLA	69	17	23	40	39	PHX	17	2	3	5	10
BUF	57	5	13	18	33	LA	19	7	10	17	10	PIT	59	9	19	28	28
CGY	17	5	5	10	12	MIN	10	3	2	5	4	SJ	22	3	4	7	14
CAR	63	16	26	42	51	MTL	47	11	17	28	26	STL	14	4	2	6	4
CHI	15	4	3	7	16	NSH	12	0	1	1	14	TB	65	18	21	39	40
COL	18	2	3	5	6	NJ	37	3	11	14	22	TOR	52	12	15	27	30
CBJ	11	2	4	6	8	NYI	70	9	20	29	37	VAN	18	3	6	9	6
DAL	19	2	5	7	16	NYR	68	12	22	34	76	WSH	44	7	13	20	15
DET	17	3	4	7	10	OTT	53	8	18	26	32	WPG	49	14	22	36	46

		REGULAR SEASON													PLAYOFFS									
YEAR	TEAM	LEAGUE	GP	G	A	PTS	+/-	PIM	PP	SH	GW	GT	S	GP	G	A	PTS	PIM						
1993-96	embroke c.Jhl	GP	28	19	13	32		73																
	Caledon M.Jhl		7	3	7	10		2																
1996-97	philadelphia	NHL	68	8	13	21	3	22	1	0	2	0	71	19	5	4	9	12						
1997-98	philadelphia	NHL	69	8	25	33	29	42	1	0	5	0	101	5	0	1	1	2						
1998-99	philadelphia	NHL	63	3	5	8	5	25	0	1	0	0	49	-	-	-	-	-						
	Montreal	NHL	17	3	5	8	3	4	0	0	1	0	31	-	-	-	-	-						
1999-00	Montreal	NHL	73	14	28	42	1	54	1	0	0	0	79	-	-	-	-	-						
2000-01	Montreal	NHL	49	12	12	24	7	30	3	0	0	0	39	-	-	-	-	-						
	Washington	NHL	12	1	1	2	4	7	1	0	0	0	13	6	0	0	0	2						
2001-02	Washington	NHL	71	17	26	43	5	38	4	0	3	0	138	-	-	-	-	-						
2002-03	Washington	NHL	63	13	22	35	15	43	2	0	0	0	104	6	2	2	4	4						
2003-04	Washington	NHL	54	12	15	27	16	38	6	1	2	1	115	-	-	-	-	-						
2004-05	Lada fogliatti	Rus.	42	8	11	19	-	85	-	-	-	-	-	10	3	1	4	22						
	Russia	W.cup	4	2	1	3	-	4	-	-	-	-	-	-	-	-	-	-						
	Lithuania	Wc-B	4	3	1	4	-	2	-	-	-	-	-	-	-	-	-	-						
2005-06	Washington	NHL	71	23	34	57	3	84	13	0	5	-	181	-	-	-	-	-						
2006-07	Washington	NHL	60	20	32	52	16	50	9	0	4	-	127	-	-	-	-	-						
	Buffalo	NHL	19	4	4	8	3	12	1	0	0	-	31	15	0	1	8	8						
2007-08	devils	NHL	82	13	25	38	2	38	4	2	128	5	0	1	1	1	8	3						
2008-09	devils	NHL	82	15	25	40	6	69	1	0	3	-	130	7	0	1	1	10						
2009-10	devils	NHL	51	10	17	27	4	28	1	0	4	-	86	5	1	0	1	8						
2010-11	devils	NHL	79	13	17	30	11	53	1	0	2	-	115	-	-	-	-	-						
2011-12	devils	NHL	82	17	27	44	7	34	4	3	2	-	109	24	3	7	10	18						
2012-13	devils	NHL	22	2	7	9	3	12	0	0	0	-	22	-	-	-	-	-						
DEVILS TOTALS			398	70	118	188	5	234	11	3	13	-	590	42	4	9	13	44						
NHL TOTALS			1087	208	340	548	5	683	55	3	36	1	1760	91	1	24	35	72						

traded to Montreal by philadelphia with philadelphia's second-round choice (Matt carkner) in 1999 entry draft and NY Islanders' sixth-round choice (Scott Selig) in 2000 entry draft for Mark Recchi; March 10, 1999...traded to Washington by Montreal with Trevor Linden and devils' second-round choice (later traded to tampa Bay-andreas holmqvist) in 2001 entry draft for Richard zednik; Jan. 8/05 and Washington's first-round choice (alexander perezhogin) in 2001 entry draft, March 13, 2001...traded to Buffalo by Washington with timo hebeling for Jiri Novotny and Buffalo's first-round choice (later traded to San Jose-Nicholas petrecki) in 2007 entry draft, February 27, 2007...Signed as a free agent by devils, July 3, 2007.



6a-7pts)...tallied his 200th career NHL point with assist feb. 24 vs. Montreal...Recorded career-high (tie) 3a Mar. 20 at c algary...tallied 2g in game 3 of ec Gf vs. tampa Bay; unsuccessful on overtime p attempt vs. N. Khabibulin...**2001-02:** Set career highs for assists/points in a game in 1g-3a-4pt effort Mar. 26 at Buffalo (since tied)...tallied 2a Nov. 6 at toronto for first multiple-point game with squad...**2000-01:** traded mid-season for second time in two years/NHL career; acquired by c aps Mar. 13...Recorded first career hat trick o ct. 14 vs. c hicago...appeared in 300th career NHL contest/posted 1g-1a-2pts Nov. 1 vs. detroit...Unsuccessful on first career p attempt Nov. 3 at Buffalo (d. hasek)...Made c apitals' debut Mar. 15 at carolina; scored his first caps' goal with pp tally apr. 5 vs. florida...Missed 19 games with concussion suffered dec. 21 vs. Nashville...**1999-00:** Ranked first on Montreal in assists (28), second in points (42) and third in shots (139)...posted season-high 4-game point-scoring streak dec. 4-11 (2g-3a-5pts)...tallied consecutive multiple-point games Jan. 19 vs. Ny islanders (2a) and Jan. 22 vs. pittsburgh (2g-1a)...**1998-99:** Scored first career ShG/added assist dec. 29 at c algary...traded to Montreal from philadelphia Mar. 10; recorded GWG in habs' debut Mar. 11 at St. Louis...**1997-98:** Recorded 8g-25a-33pts overall; career-high five (since tied) of 8g were GWG...finished second on the team/sixth in the league with career-high +29 mark; improved from previous season's +3 mark...posted first career 3pt game in 1g-2a, +4 effort o ct. 11 at Montreal...Notched consecutive 3pt games Nov. 3 at St. Louis (1g-2a) and Nov. 6 vs. edmonton (1g-2a)...**1996-97:** Became youngest player in flyers' franchise history with NHL debut o ct. 5 vs. florida (18 yrs., 3 mo. & 19 days); scored first career goal vs. former devil J. vanbiesbrouck...Recorded 1g and first NHL assist for first career multiple-point game Nov. 30 at o tawa...appeared in all 19 playoff games; reached Sc f in rookie campaign...Recorded career-high 5g-4a-9pts, including first playoff goal apr. 21 at pittsburgh...**OTHER:** Split 1995-96 season between pembroke of the c JhL, recording 19g and 13a in 28 games and c aledon of the MfJhL, scoring 3g and 7a in 7 games.

HIGHLIGHTS

1st NHL Gp: 10/5/96, fla. 3 @ phi. 1 • 1st NHL Goal: 10/5/96, fla. 3 @ phi. 1 vs. J. vanbiesbrouck • 1st NHL assist: 11/30/96, phi. 4 @ o tt. 3 • Most Goals in Game: 4; 11/23/08, NJ 7 @ tB 3 • Most assists in Game: 3; 4 times, last time 12/6/06, o tt. 2 @ Wsh. 6 • Most pts. in Game: 4; 11/23/08, NJ 7 @ tB 3 (4g); 3/26/02, Wsh. 4 @ Buf. 3 (1g-3a) • Most pM in Game: 15; 11/12/08, NyR 5 @ NJ 2 (maj., game misc.) • Most Shots in Game: 8; 11/23/08, NJ 7 @ tB 3; 10/14/00, c hi. 4 @ Mtl. 5 (ot) • Gp Streak: 203; 3/2-4/8/07 (19), 10/4/07-4/6/08 (82), 10/10/08-4/11/09 (82), 10/3-11/19/09 (20) • Goal-Scoring Streak: 4; 11/23-12/30/02 (4g) • assist-Scoring Streak: 5; 11/5-15/11 (5a) • point-Scoring Streak: 7; 3/6-18/06 (2g-7a-9pts) • penalties: 309 min., 9 maj., 1 game misc., 1 match • Multiple-pt. Games: 90 2-pt. games, 19 3-pt. games, 2 4-pt. games.

PERSONAL

Was awarded the o rder for Merits to Lithuania in a ceremony at the presidential palace in vilnius, the country's capital, august 2013; honored for his work with the country's youth...actively involved in supporting a junior hockey club, druzhba-78, in Ukraine, as well as youth hockey programs in Lithuania, and has hosted the youngsters at prudential center in years past...has been the only Lithuanian player in the NHL since d. Kasparaitis retired following the 2006-07 season...With the help of NhLpa's *Goals and Dreams Foundation*, brought hockey equipment to his home country, summer 2009...enjoys photography, tennis and golf in his spare time...credits his brother, audrius, a former defenseman who represented Lithuania at one World Junior championship and two World Cup championships for fostering his love of hockey...favorite athlete of all time is Brett favre...Lists *Braveheart* as his favorite movie...is an avid fan of coffee and considers himself to be a Barista for his ability to prepare and serve espresso-based drinks...Shot a public service announcement for *Autism Awareness* in 2008; is involved with various autism-related charities...Wife, Nathalie Sanschogrin, organized a team of devils' wives and girlfriends who participated in autism Speaks' *Walk Now for Autism* at Nomahegan park in cranford, NJ in o ctober 2008.

HAT TRICKS

NO.	DATE	SCORE	GOALTENDER(S)
1.	10/14/00	c hicago 4 at Mo NtReaL 5	Jocelyn thibault
2.	11/23/08	devils 7 at tampa Bay 3 (4)(GW)	Kolzig (2), Ramo (2)

PENALTY SHOTS

DATE	OPPOSITION	RESULT	SCORE
11/03/00	vs. dominik hasek, Buf. (Sh)	Save	Mtl. 4 @ Buf. 5
12/11/03	vs. andrew Raycroft, Bos.	Sc o Re	Bos. 5 @ Wsh. 6

NEW JERSEY

ICE & ROLLER RINK PARTNER DIRECTORY

AmeriHealth Pavilion

25 Lafayette Street
Newark, NJ 07102
973-757-6223

Clary Anderson Arena

41 Chestnut Street
Montclair, NJ 07042
973-744-6088

Aspen Ice at Flemington

426 Case Boulevard
Flemington, NJ 08822
908-237-1423

Aspen Ice at Randolph

16 Aspen Drive
Randolph, NJ 07869
973-927-9122

Clark Roller Hockey Rink*

590 Raritan Road
Clark, NJ 07066
732-382-5325

Codey Arena at South Mountain

560 Northfield Avenue
West Orange, NJ 07052
973-731-3828

Fritz Dietl Ice Rink

639 Broadway
Westwood, NJ 07675
201-664-9812

Englewood Field Club

341 Engle Street
Englewood, NJ 07631
201-568-7212

GoodSports USA*

2903 Highway 138 East
Wall, NJ 07719
732-681-8898

Green Brook Hockey Rink*

Jefferson Avenue
Green Brook, NJ 08812
732-968-6636

Howell Roller Rinks*

Lakewood Allenwood Road
Howell, NJ 07731
732-886-8855

Ice House

111 Midtown Bridge Approach
Hackensack, NJ 07601
201-487-8444

Ice Vault Arena

Ten Nevins Drive
Wayne, NJ 07470
973-628-1500

Inline Skating Club of America*

551 Main Avenue
Wallington, NJ 07057
973-473-8900

Ironbound Arena

226 Rome Street
Newark, NJ 07108
973-733-3707

Jackson Roller Hockey*

Jackson Drive
Jackson, NJ 08527
732-833-7900

Jersey Shore Arena

1215 Wyckoff Road
Farmingdale, NJ 07727
732-919-7070

Rich Korpi Ice Rink

28th Street & Avenue "A"
Bayonne, NJ 07002
201-858-5589

Lacey Roller Hockey*

Manchester Avenue
Forked River, NJ 08731
609-607-0308

Loucks Ice Center

2500 Main Street
Lawrenceville, NJ 08648
609-895-2156

McGraw Rink

650 The Great Road
Princeton, NJ 08542
609-683-8001

Mennen Sports Arena

161 East Hanover Avenue
Morristown, NJ 07962
973-326-7651

Mercer County Ice Skating Center

1638 Old Trenton Road
West Windsor Township, NJ 08550
609-371-1669

Old Bridge Arena

One Old Bridge Plaza
Old Bridge, NJ 08857
732-607-7971

ProtecHockey Ponds

15 Worlds Fair Drive
Somerset, NJ 08873
732-868-9181

ProSkate

1000 Cornwall Road
Monmouth Junction, NJ 08852
732-940-6400

Tab Ramos Sports Center*

17 Blair Road
Aberdeen, NJ 07747
732-290-0003

Ridgewood Roller Hockey*

259 North Maple Avenue
Ridgewood, NJ 07450
201-708-5192

Rock Ice Center

125 North Avenue
Dunellen, NJ 08812
732-752-8600

Skylands Ice World

2765 State Highway 23
Stockholm, NJ 07460
973-697-1600

Sport-O-Rama

20 College Road
Monsey, NY 10952
845-356-3919

Staten Island Ice Skating Pavilion

3080 Arthur Kill Road
Staten Island, NY 10309
718-948-4800

Twin Oaks Ice Rink

65 Columbia Road
Morristown, NJ 07960
973-292-5699

Union Sports Arena

2441-A U.S. Highway 22 West
Union, NJ 07083
908-687-8610

Winding River Skating Center

1211 Whitesville Road
Toms River, NJ 08755
732-244-0720

Arenas at Woodbridge

600 Main Street
Woodbridge, NJ 07095
732-596-4103

*Denotes roller skating rink.



MYLES BELL

Born, Calgary, Alta., August 19, 1993; Shoots right. 6'0", 220 lbs.; New Jersey's 4th choice (6th round), 160th overall, in 2013 Entry Draft.

YEAR	TEAM	LEAGUE	REGULAR SEASON							PLAYOFFS						
			GP	G	A	PTS	PIM	PP	SH	S	GP	G	A	PTS	PIM	
2008-09	Regina	WHL	8	0	1	1	0	-	-	-	-	-	-	-	-	-
2009-10	Regina	WHL	61	4	14	18	36	-	-	-	-	-	-	-	-	-
2010-11	Regina	WHL	66	14	31	45	86	-	-	-	-	-	-	-	-	-
2011-12	Kelowna	WHL	54	15	26	41	55	-	-	-	4	1	1	2	0	
2012-13	Kelowna	WHL	69	38	55	93	68	-	-	-	11	5	4	9	8	

Played in CHL Top Prospects Game (2009) • WHL Second All-Star Team (2013)

RIGHT WING



GRAHAM BLACK

Born, Regina, Sask., January 13, 1993; Shoots left. 6'0", 180 lbs.; New Jersey's 5th choice, 135th overall, in 2012 Entry Draft.

YEAR	TEAM	LEAGUE	REGULAR SEASON							PLAYOFFS						
			GP	G	A	PTS	PIM	PP	SH	S	GP	G	A	PTS	PIM	
2009-10	Regina	SMHL	42	22	27	49	40	-	-	-	-	-	-	-	-	-
2010-11	Regina	SMHL	43	47	29	76	48	-	-	-	5	7	3	10	20	
	Swift Current	WHL	6	1	1	2	0	-	-	-	-	-	-	-	-	-
2011-12	Swift Current	WHL	71	17	33	50	49	-	-	-	-	-	-	-	-	-
2012-13	Swift Current	WHL	68	24	26	50	33	-	-	-	5	1	3	4	2	

*Led League

CENTER



REID BOUCHER

Born, Lansing, MI, September 8, 1993; Shoots left. 5'10", 195 lbs.; New Jersey's 3rd choice (4th round), 99th overall, in 2011 Entry Draft.

YEAR	TEAM	LEAGUE	REGULAR SEASON							PLAYOFFS						
			GP	G	A	PTS	PIM	PP	SH	S	GP	G	A	PTS	PIM	
2008-09	Lansing	Midget	64	79	41	120	119	-	-	-	-	-	-	-	-	-
2009-10	United States	USHL	24	10	4	14	22	-	-	-	-	-	-	-	-	-
	United States	USDP-17	17	7	9	16	16	-	-	-	-	-	-	-	-	-
	United States	USDP-18	1	0	0	0	0	-	-	-	-	-	-	-	-	-
2010-11	United States	USHL	24	14	6	20	13	-	-	-	-	-	-	-	-	-
	United States	USDP-18	35	12	8	20	120	-	-	-	-	-	-	-	-	-
2011-12	Sarnia	OHL	67	28	22	50	19	-	-	-	-	-	-	-	-	-
	Albany	AHL	1	0	0	0	0	-	-	-	-	-	-	-	-	-
2012-13	Sarnia	OHL	68	62	33	95	53	-	-	-	4	2	3	5	4	
	Albany	AHL	11	3	2	5	6	-	-	-	-	-	-	-	-	-

OHL First All-Star Team (2013)

*Led League

RIGHT WING



RILEY BOYCHUK

Born, Vancouver, B.C., February 20, 1991; Shoots left. 6'4", 220 lbs.; Buffalo's 9th choice (7th round), 208th overall, in 2010 Entry Draft.

YEAR	TEAM	LEAGUE	REGULAR SEASON							PLAYOFFS						
			GP	G	A	PTS	PIM	PP	SH	S	GP	G	A	PTS	PIM	
2006-07	Fraser Valley	BCMML	29	18	18	36	72	-	-	-	-	-	-	-	-	-
2007-08	Portland	WHL	6	0	1	1	0	-	-	-	-	-	-	-	-	-
2008-09	Portland	WHL	62	7	10	17	86	-	-	-	-	-	-	-	-	-
2009-10	Portland	WHL	66	14	16	30	157	-	-	-	13	2	1	3	24	
2010-11	Portland	WHL	60	18	17	35	148	-	-	-	21	4	8	12	50	
2011-12	Rochester	AHL	26	0	2	2	18	-	-	-	-	-	-	-	-	-
	Gwinnett	ECHL	20	1	4	5	33	-	-	-	-	-	-	-	-	-
2012-13	Fort Worth	CHL	41	8	9	17	30	-	-	-	-	-	-	-	-	-

LEFT WING



ANTHONY BRODEUR

Born, Paterson, NJ, June 8, 1995; Catches left. 5'11", 195 lbs.; New Jersey's 5th choice (7th round), 208th overall, in 2013 Entry Draft.

YEAR	TEAM	LEAGUE	REGULAR SEASON							PLAYOFFS						
			GP	G	A	PTS	PIM	PP	SH	S	GP	G	A	PTS	PIM	
2009-10	Shattuck	Midget	29	-	-	-	0	1.70	-	-	-	-	-	-	-	-
2010-11	Shattuck	Midget	27	25	2	0	1389	59	3	2.18	-	-	-	-	-	-
2011-12	Shat.-St. Mary's	MN	29	24	3	1	1634	63	4	2.31	-	-	-	-	-	-
2012-13	Shat.-St. Mary's	MN	28	21	5	2	1548	64	5	2.48	-	-	-	-	-	-

GOALTENDER

BRANDON BURLON

Born, Nobleton, Ont., March 5, 1990; Shoots left. 6'0", 190 lbs.; New Jersey's 2nd choice, 52nd overall, in 2008 Entry Draft.

YEAR	TEAM	LEAGUE	REGULAR SEASON							PLAYOFFS						
			GP	G	A	PTS	PIM	PP	SH	S	GP	G	A	PTS	PIM	
2005-06	Vaughan	GTHL	55	19	29	48	38	-	-	-	-	-	-	-	-	-
2006-07	St. Michael's	OPJHL	45	4	19	23	46	-	-	-	4	0	1	1	4	
2007-08	St. Michael's	OPJHL	32	7	17	24	41	-	-	-	10	2	4	6	8	
2008-09	Michigan	CCHA	33	5	10	15	14	-	-	-	-	-	-	-	-	-
2009-10	Michigan	CCHA	45	3	11	14	24	-	-	-	-	-	-	-	-	-
2010-11	Michigan	CCHA	38	5	13	18	28	-	-	-	-	-	-	-	-	-
2011-12	Albany	AHL	57	1	8	9	21	-	-	-	-	-	-	-	-	-
2012-13	Albany	AHL	53	1	16	17	25	-	-	-	-	-	-	-	-	-

CCHA All-Rookie Team (2009) • CCHA All-Conference Team Honorable Mention (2011)



DEFENSEMAN

MAXIME CLERMONT

Born, Montreal, Que., December 31, 1991; Catches left. 6'1", 195 lbs.; New Jersey's 4th choice (6th round), 174th overall, in 2010 Entry Draft.

YEAR	TEAM	LEAGUE	REGULAR SEASON							PLAYOFFS						
			GP	G	A	PTS	PIM	PP	SH	S	GP	G	A	PTS	PIM	
2006-07	Crabtree	QAAA	26	10	11	2	1436	74	1	3.09	3	0	2	95	10	0
2007-08	Gatineau	QMJHL	29	13	4	2	1285	62	1	2.89	-	-	-	-	-	-
2008-09	Gatineau	QMJHL	49	25	15	4	2665	143	1	3.22	2	0	0	10	1	0
2009-10	Gatineau	QMJHL	59	24	31	0	3354	157	4	2.81	11	4	6	635	38	0
2010-11	Gatineau	QMJHL	48	28	10	5	2659	113	4	2.55	21	11	10	1325	49	1
2011-12	Albany	AHL	2	1	1	0	119	4	0	2.01	-	-	-	-	-	-
	Kalamazoo	ECHL	31	13	10	3	1684	96	0	3.42	1	0	0	35	3	0
2012-13	Elmira	ECHL	41	20	13	5	2333	126	0	3.24	3	1	2	180	13	0
	Albany	AHL	1	0	0	1	65	1	0	0.92	-	-	-	-	-	-

Played in CHL Top Prospects Game (2010)

*Led League



GOALTENDER

BLAKE COLEMAN

Born, Plano, TX, November 28, 1991; Shoots left. 5'11", 200 lbs.; New Jersey's 2nd choice (3rd round), 75th overall, in 2011 Entry Draft.

YEAR	TEAM	LEAGUE	REGULAR SEASON							PLAYOFFS						
			GP	G	A	PTS	PIM	PP	SH	S	GP	G	A	PTS	PIM	
2009-10	Tri-City	USHL	22	2	10	12	32	-	-	-	-	-	-	-	-	-
	Indiana	USHL	36	8	8	16	24	-	-	-	9	0	2	2	13	
2010-11	Indiana	USHL	59	34	*58	*92	72	-	-	-	5	2	2	4	10	
2011-12	Miami	CCHA	39	12	11	23	56	-	-	-	-	-	-	-	-	-
2012-13	Miami	CCHA	40	9	10	19	56	-	-	-	-	-	-	-	-	-

USHL Player of the Year (2011) • USHL Forward of the Year (2011) • USHL First All-Star Team (2011)

Played in USHL All-Star Game (2011)

*Led League



PATRICK DALY

Born, Minneapolis, MN, June 9, 1992; Shoots left. 6'0", 180 lbs.; New Jersey's 6th choice (7th round), 189th overall, in 2011 Entry Draft.

YEAR	TEAM	LEAGUE	REGULAR SEASON							PLAYOFFS						
			GP	G	A	PTS	PIM	PP	SH	S	GP	G	A	PTS	PIM	
2008-09	Ben. St. Mary's H.S.	MN	28	3	9	12	40	-	-	-	-	-	-	-	-	-
2009-10	Ben. St. Mary's H.S.	MN	8	1	11	12	2	-	-	-	2	0	0	0	6	
2010-11	Southeast	UMHSEL	19	3	8	11	16	-	-	-	3	0	4	4	0	
	Ben. St. Mary's H.S.	MN	25	3	34	37	14	-	-	-	2	0	3	3	2	
2011-12	Wisconsin	WCHA	11	0	0	0	2	-	-	-	-	-	-	-	-	-
2012-13	Wisconsin	WCHA	-	-	-	-	-	-	-	-	-	-	-	-	-	-

WCHA All-Academic Team (2012)



JOE FAUST

**ARTUR GAVRUS**

Born, Ratchi, Belarus, January 3, 1994; Shoots left. 5'10", 175 lbs.; New Jersey's 7th choice (6th round), 180th overall, in 2012 Entry Draft.

YEAR	TEAM	LEAGUE	GP	REGULAR SEASON							PLAYOFFS						
				G	A	PTS	PIM	PP	SH	S	G	A	PTS	PIM	PP	SH	S
2009-10	Neman Grodno-2	Bel.-2	41	14	12	26	22	-	-	-	-	-	-	-	-	-	-
2010-11	Neman Grodno-2	Bel.-2	19	4	4	8	18	-	-	-	-	-	-	-	-	-	-
2011-12	Owen Sound	OHL	45	15	22	37	18	-	-	-	1	0	0	0	0	0	0
2012-13	Neman Grodno	Bel.	15	5	7	12	0	-	-	-	-	-	-	-	-	-	-
	Neman Grodno-2	Bel.-2	2	0	3	3	0	-	-	-	-	-	-	-	-	-	-
	Owen Sound	OHL	21	8	6	14	11	-	-	-	12	3	5	8	2	-	-
	Belarus	WC-A	3	0	0	0	0	-	-	-	-	-	-	-	-	-	-

CURTIS GEDIG

Born, Penticton, B.C., September 14, 1991; Shoots left. 6'3", 195 lbs.; New Jersey's 7th choice, 204th overall, in 2009 Entry Draft.

YEAR	TEAM	LEAGUE	GP	REGULAR SEASON							PLAYOFFS						
				G	A	PTS	PIM	PP	SH	S	G	A	PTS	PIM	PP	SH	S
2006-07	Westside	BCAHL	-	-	-	-	-	-	-	-	-	-	-	-	-	-	-
2007-08	Okanagan	BCAHL	40	4	14	18	36	-	-	-	-	-	-	-	-	-	-
	Princeton	KIJHL	9	0	2	2	4	-	-	-	1	0	0	0	0	0	0
2008-09	Merritt	BCHL	30	2	10	12	16	-	-	-	-	-	-	-	-	-	-
	Cowichan Valley	BCHL	16	2	4	6	2	-	-	-	10	0	3	3	2	-	-
2009-10	Cowichan Valley	BCHL	23	6	3	9	14	-	-	-	-	-	-	-	-	-	-
	Vernon	BCHL	30	5	7	12	6	-	-	-	19	1	5	6	10	-	-
2010-11	Ohio State	CCHA	34	0	12	12	6	-	-	-	-	-	-	-	-	-	-
2011-12	Ohio State	CCHA	34	2	12	14	10	-	-	-	-	-	-	-	-	-	-
2012-13	Ohio State	CCHA	32	3	12	15	6	-	-	-	-	-	-	-	-	-	-

CCHA All-Rookie Team Honorable Mention (2011)

ERIC GELINAS

Born, Vanier, Ont., May 8, 1991; Shoots left. 6'4", 210 lbs.; New Jersey's 2nd choice, 54th overall, in 2009 Entry Draft.

YEAR	TEAM	LEAGUE	GP	REGULAR SEASON							PLAYOFFS						
				G	A	PTS	PIM	PP	SH	S	G	A	PTS	PIM	PP	SH	S
2006-07	Lemoyne	QAAA	44	5	14	19	50	-	-	-	10	1	4	5	14	-	-
2007-08	Lewisston	QMJHL	54	3	16	19	34	-	-	-	5	0	0	0	2	-	-
2008-09	Lewisston	QMJHL	67	10	29	39	80	-	-	-	4	0	1	1	12	-	-
2009-10	Lewisston	QMJHL	33	3	16	19	33	-	-	-	-	-	-	-	-	-	-
	Chicoutimi	QMJHL	28	3	9	12	26	-	-	-	6	1	4	5	6	-	-
2010-11	Chicoutimi	QMJHL	35	9	15	24	41	-	-	-	-	-	-	-	-	-	-
	St. John	QMJHL	27	3	17	20	26	-	-	-	19	5	7	12	25	-	-
2011-12	Albany	AHL	75	16	21	37	55	-	-	-	-	-	-	-	-	-	-
2012-13	Albany	AHL	57	6	16	22	46	-	-	-	-	-	-	-	-	-	-
	DEVILS	NHL	1	0	0	0	0	0	0	1	-	-	-	-	-	-	-
	DEVILS TOTALS		1	0	0	0	0	0	0	1	-	-	-	-	-	-	-
	NHL TOTALS		1	0	0	0	0	0	0	1	-	-	-	-	-	-	-

Played in CHL Top Prospects Game (2009)

REMY GIFTPOPOULOS

Born, Ancaster, Ont., January 13, 1993; Shoots left. 6'2", 200 lbs.

YEAR	TEAM	LEAGUE	GP	REGULAR SEASON							PLAYOFFS						
				G	A	PTS	PIM	PP	SH	S	G	A	PTS	PIM	PP	SH	S
2008-09	Brantford	AHMPL	32	13	24	37	26	-	-	-	8	4	3	7	22	-	-
	Milton	OJHL	1	0	1	1	2	-	-	-	-	-	-	-	-	-	-
2009-10	Ottawa	OHL	6	1	0	1	5	-	-	-	-	-	-	-	-	-	-
2010-11	Ottawa	OHL	28	3	0	3	11	-	-	-	1	0	0	0	2	-	-
	Gloucester	CCHL	19	7	22	29	14	-	-	-	10	2	1	3	8	-	-
2011-12	Ottawa	OHL	64	8	13	21	54	-	-	-	18	2	2	4	11	-	-
2012-13	Ottawa	OHL	42	15	12	27	23	-	-	-	-	-	-	-	-	-	-
	Windsor	OHL	29	10	11	21	38	-	-	-	-	-	-	-	-	-	-

SETH HELGESON

Born, Faribault, MN, October 8, 1990; Shoots left. 6'4", 215 lbs.; New Jersey's 4th choice, 114th overall, in 2009 Entry Draft.

YEAR	TEAM	LEAGUE	GP	REGULAR SEASON							PLAYOFFS						
				G	A	PTS	PIM	PP	SH	S	G	A	PTS	PIM	PP	SH	S
2006-07	Faribault H.S.	MN	27	19	17	36	-	-	-	-	-	-	-	-	-	-	-
2007-08	Sioux City	USHL	58	3	8	11	41	-	-	-	4	0	1	1	2	-	-
2008-09	Sioux City	USHL	58	4	12	16	64	-	-	-	-	-	-	-	-	-	-
2009-10	U. Minnesota	WCHA	31	1	0	1	24	-	-	-	-	-	-	-	-	-	-
2010-11	U. Minnesota	WCHA	36	1	6	7	66	-	-	-	-	-	-	-	-	-	-
2011-12	U. Minnesota	WCHA	43	5	9	14	70	-	-	-	-	-	-	-	-	-	-
2012-13	U. Minnesota	WCHA	40	0	5	5	62	-	-	-	-	-	-	-	-	-	-
	Albany	AHL	4	0	0	0	2	-	-	-	-	-	-	-	-	-	-

Played in USHL All-Star Game (2009) • WCHA All-Academic Team (2012, 2013)

MIKE HOFFFEL

Born, North Oaks, MN, April 9, 1989; Shoots left. 6'4", 210 lbs.; New Jersey's 1st choice (2nd round), 57th overall, in 2007 Entry Draft.

YEAR	TEAM	LEAGUE	GP	REGULAR SEASON							PLAYOFFS						
				G	A	PTS	PIM	PP	SH	S	G	A	PTS	PIM	PP	SH	S
2004-05	Hill Murray H.S.	MN	26	24	19	43	-	-	-	-	-	-	-	-	-	-	-
2005-06	Hill Murray H.S.	MN	30	27	46	73	20	-	-	-	-	-	-	-	-	-	-
2006-07	United States	USDP-18	33	10	2	12	18	-	-	-	-	-	-	-	-	-	-
	United States	NAHL	11	6	5	11	10	-	-	-	-	-	-	-	-	-	-
2007-08	U. Minnesota	WCHA	45	9	10	19	22	-	-	-	-	-	-	-	-	-	-
2008-09	U. Minnesota	WCHA	35	12	8	20	38	-	-	-	-	-	-	-	-	-	-
	United States	WC-A	6	1	2	3	14	-	-	-	-	-	-	-	-	-	-
2009-10	U. Minnesota	WCHA	34	14	10	24	22	-	-	-	-	-	-	-	-	-	-
2010-11	U. Minnesota	WCHA	35	13	11	24	24	-	-	-	-	-	-	-	-	-	-
	Albany	AHL	10	2	0	2	6	-	-	-	-	-	-	-	-	-	-
2011-12	Albany	AHL	50	5	4	9	28	-	-	-	-	-	-	-	-	-	-
2012-13	Albany	AHL	52	5	5	10	37	-	-	-	-	-	-	-	-	-	-

WCHA All-Tournament Team (2008) • WCHA All-Academic Team (2009 to 2011)

RAMAN HRABARENKA

Born, Mogilev, Belarus, August 24, 1992; Shoots right. 6'4", 235 lbs.

YEAR	TEAM	LEAGUE	GP	REGULAR SEASON							PLAYOFFS						
				G	A	PTS	PIM	PP	SH	S	G	A	PTS	PIM	PP	SH	S
2009-10	Philadelphia	EJHL	32	4	5	9	59	-	-	-	-	-	-	-	-	-	-
2010-11	Cape Breton	QMJHL	50	2	7	9	68	-	-	-	-	-	-	-	-	-	-
2011-12	Cape Breton	QMJHL	30	1	5	6	26	-	-	-	-	-	-	-	-	-	-
	Drummondville	QMJHL	27	3	11	14	29	-	-	-	4	2	1	3	6	-	-
	Belarus	WC-A	7	0	1	1	0	-	-	-	-	-	-	-	-	-	-
2012-13	Albany	AHL	34	1	4	5	18	-	-	-	-	-	-	-	-	-	-
	Belarus	WC-A	7	1	0	1	2	-	-	-	-	-	-	-	-	-	-

Signed as a free agent by Albany, October 10, 2012. Signed as a free agent by DEVILS, July 12, 2013.

CAM JANSSSEN

Born, St. Louis, MO, April 15, 1984; Shoots right. 6'0", 215 lbs. New Jersey's 6th choice, (4th Round) 117th overall, in 2002 Entry Draft.

YEAR	TEAM	LEAGUE	GP	REGULAR SEASON										PLAYOFFS					
				G	A	PTS	PIM	PP	SH	S	G	A	PTS	PIM					
2000-01	St. Louis Jr.	NAHL	45	1	2	3	244	-	-	-	-	-	-	-	-	-			
2001-02	Windsor	OHL	64	5	17	22	268	-	-	-	10	0	0	0	13	-			
2002-03	Windsor	OHL	50	1	12	13	211	-	-	-	7	0	1	1	22	-			
2003-04	Windsor	OHL	35	4	9	13	144	-	-	-	-	-	-	-	-	-			
	Guelph	OHL	29	7	4	11	125	-	-	-	22	3	3	6	49	-			
2004-05	Albany	AHL	70	1	3	4	337	-	-	-	-	-	-	-	-	-			
2005-06	Albany	AHL	26	1	3	4	117	-	-	-	-	-	-	-	-	-			
	DEVILS	NHL	47	0	0	0	91	0	0	10	9	0	0	0	26	-			
2006-07	DEVILS	NHL	48	1	0	1	114	0	0	9	-	-	-	-	-	-			
	Lowell	AHL	9	0	1	1	29	-	-	-	-	-	-	-	-	-			
2007-08	Lowell	AHL	3	0	0	0	4	-	-	-	-	-	-	-	-	-			
	St. Louis	NHL	12	0	1	1	18	0	0	9	-	-	-	-	-	-			
2008-09	St. Louis	NHL	56	1	3	4	131	0	0	22	1	0	0	0	0	0			
2009-10	St. Louis	NHL	43	0	0	0	190	0	0	11	-	-	-	-	-	-			
2010-11	St. Louis	NHL	54	1	3	4	131	0	0	16	-	-	-	-	-	-			
2011-12	DEVILS	NHL	48	0	1	1	75	0	0	17	-	-	-	-	-	-			
2012-13	Albany	AHL	36	1	4	5	65	-	-	-	-	-	-	-	-	-			
	DEVILS	NHL	4	0	0	0	2	0	0	0	-	-	-	-	-	-			
DEVILS TOTALS			147	1	1	2	282	0	0	36	9	0	0	0	26	-			
NHL TOTALS			312	3	8	11	752	0	0	94	10	0	0	0	26	-			

**MAURO JORG**

Born, Chur, Switzerland, April 29, 1990; Shoots left. 6'0", 200 lbs.; New Jersey's 5th choice (7th round), 204th overall, in 2010 Entry Draft.

YEAR	TEAM	LEAGUE	GP	G	REGULAR SEASON					SH	S	PLAYOFFS				
					A	PTS	PIM	PP	SH			GP	G	A	PTS	PIM
2006-07	Lugano	Swi. Jr.	4	2	3	5	6	-	-	-	-	-	-	-	-	-
	Arosa	Swi.-3	7	4	1	5	8	-	-	-	-	1	0	0	0	2
	Chur	Swi.-2	20	1	1	2	0	-	-	-	-	-	-	-	-	-
2007-08	Chur	Swi. Jr.	4	4	1	5	18	-	-	-	-	-	-	-	-	-
	Chur	Swi.-2	40	11	9	20	33	-	-	-	-	-	-	-	-	-
	Lugano	Swi. Jr.	8	5	2	7	12	-	-	-	-	-	-	-	-	-
	Lugano	Swi.	-	-	-	-	-	-	-	-	-	1	0	0	0	0
2008-09	Ceresio	Swi.-3	1	0	0	0	0	-	-	-	-	-	-	-	-	-
	Lugano	Swi. Jr.	3	0	3	3	0	-	-	-	-	2	0	3	3	4
	Lugano	Swi.	47	3	3	6	6	-	-	-	-	7	0	0	0	0
2009-10	Lugano	Swi.	44	1	7	8	14	-	-	-	-	4	0	0	0	0
	Lugano	Swi. Jr.	1	0	0	0	0	-	-	-	-	-	-	-	-	-
	Visp	Swi.-2	-	-	-	-	-	-	-	-	-	7	0	1	1	0
	Switzerland	WJC-A	7	3	1	4	4	-	-	-	-	-	-	-	-	-
2010-11	Lugano	Swi.	50	3	9	12	26	-	-	-	-	4	0	0	0	2
2011-12	Lugano	Swi.	48	4	3	7	8	-	-	-	-	6	0	2	2	0
	Sierre	Swi.-2	2	3	1	4	2	-	-	-	-	-	-	-	-	-
2012-13	Rapperswil	Swi.	48	4	6	10	10	-	-	-	-	12	0	4	4	4

RIGHT WING**KEITH KINKAID**


Born, Farmingville, NY, July 4, 1989; Shoots left. 6'2", 190 lbs.

YEAR	TEAM	LEAGUE	GP	W	L	O/T	MINS	GA	SO	AVG	PLAYOFFS				
											GP	W	L	MINS	GA SO AVG
2007-08	New York	AJHL	29	20	5	0	1458	58	-	2.39	-	-	-	-	-
	Des Moines	USHL	15	4	9	2	844	48	0	3.41	-	-	-	-	-
2008-09	St. Louis	NAHL	40	30	5	4	2393	71	7	*1.78	*12	*10	2	*728	14 *3 *1.15
2009-10	Union College	ECAC	25	12	8	3	1478	61	1	2.48	-	-	-	-	-
2010-11	Union College	ECAC	38	25	10	3	*2265	75	3	1.99	-	-	-	-	-
2011-12	Albany	AHL	42	17	15	8	2347	115	3	2.94	-	-	-	-	-
2012-13	Albany	AHL	45	21	17	6	2644	120	2	2.72	-	-	-	-	-
	DEVILS	NHL	1	0	0	0	26	1	0	2.31	-	-	-	-	-
DEVILS TOTALS			1	0	0	0	26	1	0	2.31	-	-	-	-	-
NHL TOTALS			1	0	0	0	26	1	0	2.31	-	-	-	-	-

NAHL Most Valuable Player (2009) • NAHL First All-Star Team (2009) • NAHL Goaltender of the Year (2009)
NAHL Playoff MVP (2009) • ECAC Third All-Star Team (2010) • ECAC All-Rookie Team (2010) • AHCA First All-American Team (2011) • Won Ken Dryden Award (ECAC top goaltender)(2011) • ECAC First All-Star Team (2011) • NCAA East First All-American Team (2011)

*Led League

Signed as a free agent by DEVILS, April 18, 2011.

GOALTENDER**VALERI KLIMOV**

Born, Moscow, Russia, July 17, 1986; Shoots left. 6'3", 200 lbs.; New Jersey's 7th choice (9th round), 282nd overall, in 2004 Entry Draft.

YEAR	TEAM	LEAGUE	GP	G	A	PTS	PIM	PP	SH	S	PLAYOFFS				
											GP	G	A	PTS	PIM
2001-02	Spartak-2	Rus.-3	24	1	1	2	6	-	-	-	-	-	-	-	-
2002-03	Spartak-2	Rus.-3	5	2	1	3	8	-	-	-	-	-	-	-	-
2003-04	Spartak-2	Rus.-3	-	-	-	-	-	-	-	-	4	1	0	1	0
2004-05	Spartak-2	Rus.-3	-	-	-	-	-	-	-	-	-	-	-	-	-
	Spartak	Rus.	6	0	0	0	2	-	-	-	-	-	-	-	-
2005-06	Spartak-2	Rus.-3	17	1	4	5	20	-	-	-	-	-	-	-	-
	Spartak	Rus.	23	1	0	1	4	-	-	-	2	0	0	0	2
2006-07	Khimik	Vys.	3	0	1	1	2	-	-	-	-	-	-	-	-
2007-08	D	I	D	N	O	T	-	-	-	-	P	L	A	Y	-
2008-09	D	I	D	N	O	T	-	-	-	-	P	L	A	Y	-
2009-10	D	I	D	N	O	T	-	-	-	-	P	L	A	Y	-
2010-11	D	I	D	N	O	T	-	-	-	-	P	L	A	Y	-
2011-12	D	I	D	N	O	T	-	-	-	-	P	L	A	Y	-
2012-13	D	I	D	N	O	T	-	-	-	-	P	L	A	Y	-

DEFENSEMAN**DAN KELLY**

Born, Morrisville, NY, May 17, 1989; Shoots left. 6'1", 210 lbs.

YEAR	TEAM	LEAGUE	GP	G	REGULAR SEASON					SH	S	PLAYOFFS				
					A	PTS	PIM	PP	SH			GP	G	A	PTS	PIM
2005-06	Kitchener	OHL	9	0	3	3	8	-	-	-	-	-	-	-	-	-
2006-07	Kitchener	OHL	59	0	19	19	79	-	-	-	-	9	1	1	2	10
2007-08	Kitchener	OHL	65	1	17	18	61	-	-	-	-	8	0	2	2	4
2008-09	Kitchener	OHL	44	4	11	15	30	-	-	-	-	-	-	-	-	-
2009-10	Kitchener	OHL	58	6	21	27	99	-	-	-	-	20	4	9	13	23
2010-11	Albany	AHL	61	2	5	7	71	-	-	-	-	-	-	-	-	-
2011-12	Albany	AHL	54	2	4	6	93	-	-	-	-	-	-	-	-	-
2012-13	Albany	AHL	47	2	6	8	62	-	-	-	-	-	-	-	-	-

Played in OHL All-Star Game (2009)

Signed as a free agent by DEVILS, May 19, 2010.

DEFENSEMAN**ALEXANDER KERFOOT**

Born, Vancouver, B.C., August 11, 1994; Shoots left. 5'10", 155 lbs.; New Jersey's 6th choice, 150th overall, in 2012 Entry Draft.

YEAR	TEAM	LEAGUE	GP	G	REGULAR SEASON					SH	S	PLAYOFFS				
					A	PTS	PIM	PP	SH			GP	G	A	PTS	PIM
2009-10	Vancouver	BCMLL	26	7	14	21	4	-	-	-	-	-	-	-	-	-
2010-11	Coquitlam	BCMLL	5	0	0	0	0	-	-	-	-	1	0	0	0	0
	Vancouver	BCMLL	38	36	72	108	58	-	-	-	-	5	6	6	12	6
2011-12	Coquitlam	BCMLL	51	25	44	69	24	-	-	-	-	6	4	0	4	6
2012-13	Coquitlam	BCMLL	16	8	11	19	16	-	-	-	-	-	-	-	-	-

BCMLL First All-Star Team (2012) • BCHL Rookie of the Year (2012) • BCHL All-Rookie Team (2012)
BCHL Most Sportsmanlike Player (2012)

CENTER**RYAN KUJAWINSKI**

Born, Kirkland Lake, Ont., March 30, 1995; Shoots left. 6'2", 200 lbs.; New Jersey's 2nd choice (3rd round), 73rd overall, in 2013 Entry Draft.

YEAR	TEAM	LEAGUE	GP	G	A	PTS	PIM	PP	SH	S	PLAYOFFS				
											GP	G	A	PTS	PIM
2009-10	Iroquois	Midjet	-	-	-	-	-	-	-	-	-	-	-	-	-
2010-11	Sudbury	GNML	2	1	1	2	0	-	-	-	3	4	6	10	4
	Sudbury	NDMHL	24	35	21	56	24	-	-	-	-	-	-	-	-
2011-12	Sarnia	OHL	29	1	5	6	2	-	-	-	-	-	-	-	-
	Kingston	OHL	30	15	15	30	15	-	-	-	-	-	-	-	-
2012-13	Kingston	OHL	66	17	31	48	40	-	-	-	4	2	0	2	2

Played in CHL Top Prospects Game (2013)

CENTER**IVAN KHOMUTOV**

Born, Saratov, Russia, March 11, 1985; Shoots left. 6'3", 220 lbs.; New Jersey's 3rd choice, 93rd overall, in 2003 Entry Draft.

YEAR	TEAM	LEAGUE	REGULAR SEASON										PLAYOFFS				
			GP	G	A	PTS	PIM	PP	SH	S	GP	G	A	PTS	PIM		
2001-02	CSKA Moscow-2	Rus.-3	30	11	8	19	14	-	-	-	-	-	-	-	-		
2002-03	Elektrostal	Rus.-2	20	1	1	2	8	-	-	-	-	-	-	-	-		
2003-04	London	OHL	40	9	12	21	25	-	-	-	-	15	3	1	4	7	
2004-05	Albany	AHL	66	6	11	17	30	-	-	-	-	-	-	-	-	-	
2005-06	Albany	AHL	60	9	20	29	44	-	-	-	-	-	-	-	-	-	
2006-07	Lowell	AHL	3	1	1	2	2	-	-	-	-	-	-	-	-	-	
	Trenton	ECHL	5	0	1	1	2	-	-	-	-	-	-	-	-	-	
2007-08	Lowell	AHL	72	13	19	32	53	-	-	-	-	-	-	-	-	-	
2008-09	CSKA Moscow	KHL	47	9	7	16	32	-	-	-	-	7	1	0	1	4	
2009-10	Yekaterinburg	KHL	17	0	5	5	14	-	-	-	-	-	-	-	-	-	
2010-11	Krylatsk Saratov	VHL	41	3	12	15	34	-	-	-	-	7	0	1	1	16	
2011-12	Lada Togliatti	VHL	8	0	2	2	4	-	-	-	-	-	-	-	-	-	
2012-13	Kompanion Kiev	Ukr.	25	22	27	49	18	-	-	-	-	-	-	-	-	-	
	Kompanion Kiev	Ukr.	13	1	7	8	6	-	-	-	-	-	-	-	-	-	
	Berkut Kiev	Ukr	17	5	8	13	7	-	-	-	-	-	-	-	-	-	

**CHRIS MCKELVIE**

Born, New Brighton, MN, February 22, 1985; Shoots left. 6'1", 195 lbs.

LEFT WING

YEAR	TEAM	LEAGUE	REGULAR SEASON							PLAYOFFS						
			GP	G	A	PTS	PIM	PP	SH	S	GP	G	A	PTS	PIM	
2003-04	Bozeman	NAHL	38	2	6	8	40	-	-	-	-	-	-	-	-	
2004-05	Bozeman	NAHL	18	4	8	12	35	-	-	-	-	-	-	-	-	
2005-06	Bozeman	NAHL	51	23	33	56	139	-	-	-	11	2	3	5	29	
2006-07	Bemidji St.	CHA	11	1	0	1	12	-	-	-	-	-	-	-	-	
2007-08	Bemidji St.	CHA	35	6	1	7	16	-	-	-	-	-	-	-	-	
2008-09	Bemidji St.	CHA	37	3	4	7	34	-	-	-	-	-	-	-	-	
2009-10	Bemidji St.	CHA	37	8	10	18	26	-	-	-	-	-	-	-	-	
2010-11	Hartford	AHL	6	2	1	3	2	-	-	-	-	-	-	-	-	
2010-11	Connecticut	AHL	17	1	2	3	22	-	-	-	-	-	-	-	-	
2011-12	Greenville	ECHL	16	3	3	6	20	-	-	-	10	2	2	4	13	
2011-12	Connecticut	AHL	38	2	3	5	42	-	-	-	-	-	-	-	-	
2011-12	Greenville	ECHL	11	3	2	5	13	-	-	-	3	1	1	2	6	
2012-13	Trenton	ECHL	2	1	2	2	-	-	-	-	-	-	-	-	-	
2012-13	Albany	AHL	47	4	10	14	71	-	-	-	-	-	-	-	-	

Signed as a free agent by Albany, August 22, 2012.

**CORBIN MCPHERSON**

Born, Folsom, CA, September 7, 1988; Shoots right. 6'5", 220 lbs.; New Jersey's 3rd choice, 87th overall, in 2007 Entry Draft.

DEFENSEMAN

YEAR	TEAM	LEAGUE	REGULAR SEASON							PLAYOFFS						
			GP	G	A	PTS	PIM	PP	SH	S	GP	G	A	PTS	PIM	
2005-06	San Jose	Midget	59	5	16	21	45	-	-	-	-	-	-	-	-	
2006-07	Cowichan Valley	BCJHL	45	4	10	14	63	-	-	-	18	1	3	4	14	
2007-08	Cowichan Valley	BCJHL	55	3	14	17	84	-	-	-	-	-	-	-	-	
2008-09	Colgate	ECAC	37	0	5	5	50	-	-	-	-	-	-	-	-	
2009-10	Colgate	ECAC	35	2	6	8	20	-	-	-	-	-	-	-	-	
2010-11	Colgate	ECAC	41	4	6	10	36	-	-	-	-	-	-	-	-	
2011-12	Colgate	ECAC	39	4	6	10	28	-	-	-	-	-	-	-	-	
2012-13	Albany	AHL	9	0	1	1	2	-	-	-	-	-	-	-	-	
2012-13	Albany	AHL	72	2	5	7	43	-	-	-	-	-	-	-	-	

**JON MERRILL**

Born, Oklahoma City, OK, February 3, 1992; Shoots left. 6'3", 205 lbs.; New Jersey's 1st choice (2nd round), 38th overall, in 2010 Entry Draft.

DEFENSEMAN

YEAR	TEAM	LEAGUE	REGULAR SEASON							PLAYOFFS						
			GP	G	A	PTS	PIM	PP	SH	S	GP	G	A	PTS	PIM	
2007-08	Detroit	MWEHL	25	2	9	11	26	-	-	-	-	-	-	-	-	
2007-08	Detroit	Min-MI	7	2	1	28	-	-	-	-	-	-	-	-	-	
2008-09	United States	NAHL	26	2	2	4	14	-	-	-	-	-	-	-	-	
2008-09	United States	USDP-17	8	0	1	1	6	-	-	-	-	-	-	-	-	
2008-09	United States	USDP-18	9	1	2	3	4	-	-	-	-	-	-	-	-	
2009-10	United States	USHL	22	1	8	9	12	-	-	-	-	-	-	-	-	
2009-10	United States	USDP-18	34	4	19	23	6	-	-	-	-	-	-	-	-	
2010-11	Michigan	CCHA	42	7	18	25	16	-	-	-	-	-	-	-	-	
2010-11	United States	WJC-A	6	1	4	5	0	-	-	-	-	-	-	-	-	
2011-12	Michigan	CCHA	19	2	9	11	15	-	-	-	-	-	-	-	-	
2011-12	United States	WJC-A	6	0	4	4	6	-	-	-	-	-	-	-	-	
2012-13	Michigan	CCHA	21	2	9	11	14	-	-	-	-	-	-	-	-	
2012-13	Albany	AHL	12	1	7	8	4	-	-	-	-	-	-	-	-	

CCHA Second All-Star Team (2011) • CCHA All-Rookie Team (2011) • NCAA Championship All-Tournament Team (2011)

**ALEXANDER MIKHAILISHIN**

Born, Moscow, Russia, February 24, 1986; Shoots left. 6'4", 210 lbs.; New Jersey's 2nd choice (5th round), 155th overall, in 2004 Entry Draft.

DEFENSEMAN

YEAR	TEAM	LEAGUE	REGULAR SEASON							PLAYOFFS						
			GP	G	A	PTS	PIM	PP	SH	S	GP	G	A	PTS	PIM	
2001-02	Spartak-2	Rus.-3	15	0	0	0	2	-	-	-	-	-	-	-	-	
2002-03	Spartak-2	Rus.-3	7	1	1	2	4	-	-	-	-	-	-	-	-	
2003-04	Spartak-2	Rus.-3	-	-	-	-	-	-	-	-	-	-	-	-	-	
2004-05	Spartak-2	Rus.-3	10	0	1	1	4	-	-	-	-	-	-	-	-	
2004-05	Spartak	Rus.	6	0	1	1	4	-	-	-	-	-	-	-	-	
2005-06	Spartak-2	Rus.-3	23	2	0	2	72	-	-	-	-	-	-	-	-	
2006-07	Krylya Sovetov-2	Rus.-3	12	1	1	2	22	-	-	-	-	-	-	-	-	
2006-07	Yuzhny Ural Orsk	Rus.-2	22	0	0	0	128	-	-	-	-	-	-	-	-	
2007-08	D	I	D	N	O	T	-	-	-	-	P	L	A	Y	-	
2008-09	D	I	D	N	O	T	-	-	-	-	P	L	A	Y	-	
2009-10	D	I	D	N	O	T	-	-	-	-	P	L	A	Y	-	
2010-11	D	I	D	N	O	T	-	-	-	-	P	L	A	Y	-	
2011-12	D	I	D	N	O	T	-	-	-	-	P	L	A	Y	-	
2012-13	D	I	D	N	O	T	-	-	-	-	P	L	A	Y	-	

MAXIM NOREAU

Born, Montreal, Que., May 24, 1987; Shoots right. 6'0", 195 lbs.

DEFENSEMAN

YEAR	TEAM	LEAGUE	REGULAR SEASON							PLAYOFFS						
			GP	G	A	PTS	PIM	PP	SH	S	GP	G	A	PTS	PIM	
2004-05	Victoriaville	QMJHL	65	5	8	13	47	-	-	-	7	0	0	0	8	
2005-06	Victoriaville	QMJHL	69	22	43	65	116	-	-	-	5	2	4	6	7	
2006-07	Victoriaville	QMJHL	69	17	53	70	106	-	-	-	6	2	1	3	8	
2007-08	Houston	AHL	50	8	8	16	48	-	-	-	5	0	0	0	4	
2007-08	Texas	ECHL	2	0	3	3	0	-	-	-	-	-	-	-	-	
2008-09	Houston	AHL	77	14	25	39	49	-	-	-	20	4	7	11	2	
2009-10	Minnesota	NHL	1	0	0	0	0	0	0	0	-	-	-	-	-	
2009-10	Houston	AHL	76	18	34	52	60	-	-	-	-	-	-	-	-	
2010-11	Houston	AHL	76	10	44	54	58	-	-	-	24	2	10	12	23	
2010-11	Minnesota	NHL	5	0	0	0	0	0	0	8	-	-	-	-	-	
2011-12	Ambri-Piotta	Swi.	44	7	23	30	22	-	-	-	13	1	8	9	8	
2012-13	Ambri-Piotta	Swi.	45	10	25	35	38	-	-	-	5	1	3	4	2	
NHL TOTALS			6	0	0	0	0	0	0	8	-	-	-	-	-	

AHL Second All-Star Team (2010) • Played in AHL All-Star Game (2010, 2011) • AHL First All-Star Team (2011)

Signed as a free agent by Minnesota, May 22, 2008. Traded to DEVILS from Minnesota for David McIntyre, June 16, 2011.

ROD PELLEY

Born, Kitimat, B.C., September 1, 1984; Shoots left. 5'11", 200 lbs.

CENTER

YEAR	TEAM	LEAGUE	REGULAR SEASON							PLAYOFFS						
			GP	G	A	PTS	PIM	PP	SH	S	GP	G	A	PTS	PIM	
2000-01	Prince George	BCJHL	54	14	21	35	31	-	-	-	-	-	-	-	-	
2001-02	Prince George	BCJHL	37	21	35	56	33	-	-	-	-	-	-	-	-	
2001-02	Vernon	BCJHL	19	10	8	18	29	-	-	-	17	6	8	14	27	
2002-03	Ohio State	CCHA	43	8	3	11	26	-	-	-	-	-	-	-	-	
2003-04	Ohio State	CCHA	42	10	12	22	38	-	-	-	-	-	-	-	-	
2004-05	Ohio State	CCHA	41	22	19	41	54	-	-	-	-	-	-	-	-	
2005-06	Ohio State	CCHA	39	7	7	14	42	-	-	-	-	-	-	-	-	
2006-07	Lowell	AHL	65	17	12	29	35	-	-	-	-	-	-	-	-	
2006-07	DEVILS	NHL	9	0	0	0	0	0	0	8	-	-	-	-	-	
2007-08	DEVILS	NHL	58	2	4	6	19	0	0	59	-	-	-	-	-	
2007-08	Lowell	AHL	11	2	1	3	18	-	-	-	-	-	-	-	-	
2008-09	Lowell	AHL	75	15	23	38	78	-	-	-	-	-	-	-	-	
2009-10	DEVILS	NHL	63	2	8	10	40	0	0	74	3	0	0	0	2	
2010-11	DEVILS	NHL	74	3	7	10	27	1	0	88	-	-	-	-	-	
2011-12	DEVILS	NHL	7	0	0	0	7	0	0	3	-	-	-	-	-	
2011-12	Anaheim	NHL	45	2	1	3	9	0	0	41	-	-	-	-	-	
2012-13	Norfolk	AHL	60	3	7	10	34	-	-	-	-	-	-	-	-	
DEVILS TOTALS			211	7	19	26	93	1	0	232	3	0	0	0	2	
NHL TOTALS			256	9	20	29	102	1	0	273	3	0	0	0	2	

**DEREK RODWELL**

Born, Taber, Alta., July 8, 1990; Shoots right. 6'2", 200 lbs.; New Jersey's 5th choice, 144th overall, in 2009 Entry Draft.

YEAR	TEAM	LEAGUE	REGULAR SEASON							PLAYOFFS						
			GP	G	A	PTS	PIM	PP	SH	S	GP	G	A	PTS	PIM	
2007-08	Okotoks	AJHL	62	9	10	19	39	-	-	-	9	0	3	3	6	
2008-09	Okotoks	AJHL	41	17	12	29	69	-	-	-	9	1	2	3	6	
2009-10	Okotoks	AJHL	55	18	35	53	38	-	-	-	11	6	3	9	20	
2010-11	North Dakota	WCHA	39	5	4	9	20	-	-	-	-	-	-	-	-	
2011-12	North Dakota	WCHA	19	1	1	2	2	-	-	-	-	-	-	-	-	
2012-13	North Dakota	WCHA	32	2	1	3	34	-	-	-	-	-	-	-	-	


WCHA All-Academic Team (2012, 2013)

LEFT WING**DAMON SEVERSON**

Born, Brandon, Man., August 7, 1994; Shoots right. 6'2", 210 lbs.; New Jersey's 2nd choice, 60th overall, in 2012 Entry Draft.

YEAR	TEAM	LEAGUE	REGULAR SEASON							PLAYOFFS						
			GP	G	A	PTS	PIM	PP	SH	S	GP	G	A	PTS	PIM	
2009-10	Yorkton	SMHL	44	9	25	34	53	-	-	-	4	1	1	2	18	
	Melville	SMHL	1	0	1	1	2	-	-	-	-	-	-	-	-	
	Kelowna	WHL	5	0	0	0	0	-	-	-	-	-	-	-	-	
2010-11	Kelowna	WHL	64	4	13	17	53	-	-	-	10	2	0	2	13	
2011-12	Kelowna	WHL	56	7	30	37	80	-	-	-	4	2	0	2	2	
2012-13	Kelowna	WHL	71	10	42	52	74	-	-	-	11	1	9	10	18	
	Albany	AHL	2	0	2	2	0	-	-	-	-	-	-	-	-	

Played in CHL Top Prospects Game (2012)

DEFENSEMAN**MIKE SISLO**

Born, Superior, WI, January 20, 1988; Shoots right. 5'11", 195 lbs.

YEAR	TEAM	LEAGUE	REGULAR SEASON							PLAYOFFS						
			GP	G	A	PTS	PIM	PP	SH	S	GP	G	A	PTS	PIM	
2005-06	Green Bay	USHL	57	3	3	6	36	-	-	-	3	0	0	0	5	
2006-07	Green Bay	USHL	60	23	26	49	28	-	-	-	4	3	1	4	2	
2007-08	New Hampshire	HE	38	3	5	8	12	-	-	-	-	-	-	-	-	
2008-09	New Hampshire	HE	38	19	12	31	12	-	-	-	-	-	-	-	-	
2009-10	New Hampshire	HE	39	14	15	29	20	-	-	-	-	-	-	-	-	
2010-11	New Hampshire	HE	39	15	33	48	38	-	-	-	-	-	-	-	-	
	Albany	AHL	3	0	0	0	0	-	-	-	-	-	-	-	-	
2011-12	Albany	AHL	59	9	18	27	20	-	-	-	-	-	-	-	-	
2012-13	Albany	AHL	61	13	13	26	46	-	-	-	-	-	-	-	-	

Hockey East All-Academic Team (2010)

*Led League

Signed as a free agent by DEVILS, April 6, 2011.

RIGHT WING**BEN THOMSON**

Born, Brampton, Ont., January 16, 1993; Shoots left. 6'3", 215 lbs.; New Jersey's 4th choice, 96th overall, in 2012 Entry Draft.

YEAR	TEAM	LEAGUE	REGULAR SEASON							PLAYOFFS						
			GP	G	A	PTS	PIM	PP	SH	S	GP	G	A	PTS	PIM	
2008-09	Mississauga	GTHL	20	13	25	38	88	-	-	-	-	-	-	-	-	
2009-10	Kitchener	OHL	46	6	6	12	30	-	-	-	11	0	1	1	6	
2010-11	Kitchener	OHL	68	6	13	19	107	-	-	-	7	0	1	1	0	
2011-12	Kitchener	OHL	67	11	31	42	137	-	-	-	16	5	5	10	36	
2012-13	Kitchener	OHL	67	15	17	32	119	-	-	-	10	1	2	3	18	

**ALEXANDER URBOM**

Born, Stockholm, Sweden, December 20, 1990; Shoots left. 6'4", 215 lbs.; New Jersey's 3rd choice, 73rd overall, in 2009 Entry Draft.

YEAR	TEAM	LEAGUE	REGULAR SEASON							PLAYOFFS						
			GP	G	A	PTS	PIM	PP	SH	S	GP	G	A	PTS	PIM	
2005-06	Djurgardens	Swe. U18	2	0	0	0	0	-	-	-	-	-	-	-	-	
2006-07	Djurgardens	Swe. U18	31	6	11	17	36	-	-	-	3	0	1	1	2	
2007-08	Djurgardens	Swe. U18	7	2	6	8	6	-	-	-	5	1	0	1	2	
	Djurgardens	Swe. Jr.	39	3	8	11	54	-	-	-	7	0	1	1	2	
2008-09	Djurgardens	Swe. Jr.	16	5	6	11	45	-	-	-	-	-	-	-	-	
	Djurgardens	Swe.	28	0	0	0	2	-	-	-	-	-	-	-	-	
	Djurgardens	Swe. U18	-	-	-	-	-	-	-	-	5	1	0	1	2	
2009-10	Brandon	WHL	66	12	21	33	87	-	-	-	15	4	3	7	17	
2010-11	DEVILS	NHL	8	1	0	1	0	0	0	5	-	-	-	-	-	
	Albany	AHL	72	2	21	23	64	-	-	-	-	-	-	-	-	
2011-12	Albany	AHL	50	2	10	12	33	-	-	-	-	-	-	-	-	
	DEVILS	NHL	5	1	0	1	9	0	3	-	-	-	-	-	-	
2012-13	Albany	AHL	68	0	8	8	64	-	-	-	-	-	-	-	-	
	DEVILS	NHL	1	0	0	0	0	0	0	0	-	-	-	-	-	

DEVILS TOTALS 14 2 0 2 9 0 0 8
NHL TOTALS 14 2 0 2 9 0 0 8

Played in AHL All-Star Game (2012)

**SCOTT WEDGEWOOD**

Born, Etobicoke, Ont., August 14, 1992; Shoots left. 6'2", 195 lbs.; New Jersey's 2nd choice (3rd round), 84th overall, in 2010 Entry Draft.

Year

Team

League

GP

W

L

O/T

MINS

GA

SO

AVG

GP

W

L

MINS

GA

SO

AVG

YEAR	TEAM	LEAGUE	GP	W	L	O/T	MINS	GA	SO	AVG	GP	W	L	MINS	GA	SO	AVG
2007-08	Mississauga	GTHL	29	-	-	-	1305	63	2	2.17	-	-	-	-	-	-	-
2008-09	Plymouth	OHL	6	0	2	0	158	12	0	4.56	3	0	0	26	2	0	4.62
2009-10	Plymouth	OHL	18	5	9	0	938	51	1	3.26	4	1	0	116	4	0	2.67
2010-11	Plymouth	OHL	55	28	18	2	3046	152	2	2.99	10	4	6	606	33	0	3.27
2011-12	Plymouth	OHL	43	28	10	3	2482	125	3	3.02	13	7	6	781	31	2	2.38
	Canada	WJC-A	3	2	0	0	148	6	1	2.42	-	-	-	-	-	-	-
2012-13	Trenton	ECHL	48	20	22	5	2741	147	1	3.22	-	-	-	-	-	-	-
	Albany	AHL	5	2	2	0	242	14	0	3.47	-	-	-	-	-	-	-

**STEVEN SANTINI**

Born, Bronxville, NY, March 7, 1995; Shoots right. 6'2", 205 lbs.; New Jersey's 1st choice (2nd round), 42nd overall, in 2013 Entry Draft.

YEAR	TEAM	LEAGUE	REGULAR SEASON							PLAYOFFS						
			GP	G	A	PTS	PIM	PP	SH	S	GP	G	A	PTS	PIM	
2009-10	Brewster	EmJHL	17	1	5	6	42	-	-	-	-	-	-	-	-	
2010-11	New York	EJHL	44	3	14	17	26	-	-	-	5	0	1	1	0	
2011-12	United States	USHL	36	1	4	5	41	-	-	-	2	0	1	1	0	
	United States	USDP-17	17	1	3	4	28	-	-	-	-	-	-	-	-	
2012-13	United States	USHL	25	0	5	5	6	-	-	-	-	-	-	-	-	
	United States	USDP-18	41	0	10	10	38	-	-	-	-	-	-	-	-	

DEFENSEMAN**REECE SCARLETT**

Born, Edmonton, Alta., March 31, 1993; Shoots right. 6'1", 180 lbs.; New Jersey's 5th choice (6th round), 158th overall, in 2011 Entry Draft.

YEAR	TEAM	LEAGUE	REGULAR SEASON							PLAYOFFS						
			GP	G	A	PTS	PIM	PP	SH	S	GP	G	A	PTS	PIM	
2007-08	Sherwood Park	AMBHL	33	14	16	30	48	-	-	-	12	4	5	9	26	
	Sherwood Park	Midget	3	1	0	1	4	-	-	-	-	-	-	-	-	
2008-09	Sherwood Park	AMHL	34	4	13	17	60	-	-	-	11	2	6	8	4	
	Swift Current	WHL	1	0	0	0	0	-	-	-	-	-	-	-	-	
2009-10	Swift Current	WHL	65	1	9	10	49	-	-	-	4	0	2	2	4	
2010-11	Swift Current	WHL	72	6	18	24	59	-	-	-	-	-	-	-	-	
2011-12	Swift Current	WHL	71	9	40	49	74	-	-	-	-	-	-	-	-	
2012-13	Swift Current	WHL	67	9	40	49	66	-	-	-	5	0	3	3	10	
	Albany	AHL	2	0	2	2	0	-	-	-	-	-	-	-	-	

Played in CHL Top Prospects Game (2011)

DEFENSEMAN**TIM SESTITO**

Born, Rome, NY, August 28, 1984; Shoots left. 5'11", 195 lbs.

YEAR	TEAM	LEAGUE	REGULAR SEASON										PLAYOFFS				
			GP	G	A	PTS	PIM	PP	SH	S	H	GP	G	A	PTS	PIM	
2001-02	Plymouth	OHL	51	10	11	21	40	-	-	-	-	6	0	0	0	0	
2002-03	Plymouth	OHL	61	11	7	18	49	-	-	-	-	18	2	3	5	4	
2003-04	Plymouth	OHL	57	10	20	30	68	-	-	-	-	9	4	1	5	14	
2004-05	Plymouth	OHL	67	14	18	32	93	-	-	-	-	4	0	0	0	14	
	Bridgeport	AHL	9	2	1	3	12	-	-	-	-	-	-	-	-	-	
2005-06	Greenville	ECHL	72	21	23	44	127	-	-	-	-	6	2	2	4	24	
2006-07	Wilkes-Barre	AHL	4	0	0	0	6	-	-	-	-	-	-	-	-	-	
	Stockton	ECHL	66	13	13	26	132	-	-	-	-	6	2	1	3	6	
2007-08	Springfield	AHL	77	7	10	17	175	-	-	-	-	-	-	-	-	-	
2008-09	Springfield	AHL	51	5	3	8	77	-	-	-	-	-	-	-	-	-	
	Edmonton	NHL	1	0	0	0	0	0	0	1	-	-	-	-	-	-	
2009-10	Lowell	AHL	66	18	17	35	38	-	-	-	-	5	0	0	0	8	
	DEVILS	NHL	9	0	1	1	2	0	0	7	-	-	-	-	-	-	
2010-11	Albany	AHL	23	5	8	12	28	-	-	-	-	-	-	-	-	-	
	DEVILS	NHL	36	0	2	2	9	0	0	22	-	-	-	-	-	-	
2011-12	Albany	AHL	45	9	10	19	127	-	-	-	-	-	-	-	-	-	
	DEVILS	NHL	18	0	0	0	7	0	0	6	1	0	0	0	0	0	
2012-13	Albany	AHL	67	7	16	23	106	-	-	-	-	-	-	-	-	-	
	DEVILS	NHL	6	0	0	0	2	0	0	4	-	-	-	-	-	-	
DEVILS TOTALS			69	0	3	3	20	0	0	39	1	0	0	0	0	0	
NHL TOTALS			70	0	3	3	20	0	0	40	1	0	0	0	0	0	

**JOE WHITNEY**

Born, Reading, MA, February 6, 1988; Shoots left. 5'6", 170 lbs.

RIGHT WING

			REGULAR SEASON								PLAYOFFS				
YEAR	TEAM	LEAGUE	GP	G	A	PTS	PIM	PP	SH	S	GP	G	A	PTS	PIM
2003-04	Belmont Hill H.S.	MA	-	-	-	-	-	-	-	-	-	-	-	-	-
2004-05	Lawrence Academy	MA	-	-	-	-	-	-	-	-	-	-	-	-	-
2005-06	Lawrence Academy	MA	-	28	28	56	-	-	-	-	-	-	-	-	-
2006-07	Lawrence Academy	MA	-	23	29	52	-	-	-	-	-	-	-	-	-
2007-08	Boston College	HE	44	11	40	51	50	-	-	-	-	-	-	-	-
2008-09	Boston College	HE	36	7	8	15	36	-	-	-	-	-	-	-	-
2009-10	Boston College	HE	42	17	28	45	61	-	-	-	-	-	-	-	-
2010-11	Boston College	HE	39	5	26	31	60	-	-	-	-	-	-	-	-
	Portland	AHL	1	0	1	1	0	-	-	-	-	-	-	-	-
2011-12	Albany	AHL	72	15	29	44	36	-	-	-	-	-	-	-	-
2012-13	Albany	AHL	66	26	25	51	32	-	-	-	-	-	-	-	-

HE All-Rookie Team (2008)

*Led League

Signed as a free agent by Albany, July 28, 2011. Signed as a free agent by DEVILS, May 1, 2013.

**DAVID WOHLBERG**

Born, Southfield, MI, July 18, 1990; Shoots left. 6'1", 200 lbs.; New Jersey's 7th choice (6th round), 172nd overall, in 2008 Entry Draft.

CENTER

Overall, in 2006 Entry Draft			REGULAR SEASON										PLAYOFFS				
YEAR	TEAM	LEAGUE	GP	G	A	PTS	PIM	PP	SH	S		GP	G	A	PTS	PIM	
2005-06	Honeybaked	MWEHL	-	34	70	104	88	-	-	-	-	-	-	-	-	-	
2006-07	United States	USDP-17	63	15	16	31	147	-	-	-	-	6	1	4	5	22	
2007-08	United States	USDP-17	6	5	1	6	4	-	-	-	-	-	-	-	-	-	
	United States	USDP-18	45	11	11	22	53	-	-	-	-	-	-	-	-	-	
2008-09	Michigan	CCHA	40	15	15	30	51	-	-	-	-	-	-	-	-	-	
2009-10	Michigan	CCHA	44	10	17	27	76	-	-	-	-	-	-	-	-	-	
2010-11	Michigan	CCHA	37	15	6	21	42	-	-	-	-	-	-	-	-	-	
2011-12	Michigan	CCHA	41	16	17	33	30	-	-	-	-	-	-	-	-	-	
	Albany	AHL	6	1	0	1	0	-	-	-	-	-	-	-	-	-	
2012-13	Albany	AHL	36	4	5	9	26	-	-	-	-	-	-	-	-	-	

CCHA Rookie of the Year (2009) • CCHA All-Rookie Team (2009)

**MILES WOOD**

Born, Buffalo, NY, September 13, 1995; Shoots left. 6'1", 185 lbs.; New Jersey's 3rd choice (4th round), 100th overall, in 2013 Entry Draft.

LEFT WING

Overall, in 2013 End of Draft															
YEAR	TEAM	LEAGUE	REGULAR SEASON								PLAYOFFS				
			GP	G	A	PTS	PIM	PP	SH	S	GP	G	A	PTS	PIM
2010-11	Salem	EmJHL	13	4	5	9	8	-	-	-	2	0	0	0	0
2011-12	Salem	EmJHL	14	8	1	9	28	-	-	-	-	-	-	-	-
2012-13	Nobles Prep	MA	15	8	10	18	18	-	-	-	-	-	-	-	-

**HARRY YOUNG**

Born, Windsor, Ont., November 12, 1989; Shoots left. 6'4", 225 lbs.; New Jersey's 8th choice (7th round), 202nd overall, in 2008 Entry Draft.

DEFENSEMAN

2020 overall, in 2006 Entry Draft.

		REGULAR SEASON									PLAYOFFS				
YEAR	TEAM	LEAGUE	GP	G	A	PTS	PIM	PP	SH	S	GP	G	A	PTS	PIM
2005-06	Guelph	OHL	44	0	4	4	20	-	-	-	-	-	-	-	-
2006-07	Guelph	OHL	7	0	2	2	11	-	-	-	-	-	-	-	-
	Windsor	OHL	47	0	3	3	72	-	-	-	-	-	-	-	-
2007-08	Windsor	OHL	68	2	12	14	155	-	-	-	5	0	1	1	8
2008-09	Windsor	OHL	46	8	4	12	138	-	-	-	20	11	4	5	*41
2009-10	Windsor	OHL	65	9	11	20	153	-	-	-	19	0	1	1	24
2010-11	Albany	AHL	52	1	4	5	142	-	-	-	-	-	-	-	-
	Trenton	ECHL	3	0	1	1	12	-	-	-	-	-	-	-	-
2011-12	Kalamazoo	ECHL	32	3	7	10	55	-	-	-	14	0	2	2	29
	Albany	AHL	11	0	0	0	21	-	-	-	-	-	-	-	-
2012-13	Trenton	ECHL	4	0	0	0	5	-	-	-	-	-	-	-	-
	Kalamazoo	ECHL	33	0	1	1	52	-	-	-	-	-	-	-	-
	Albany	AHL	4	0	0	0	7	-	-	-	-	-	-	-	-

*Led League

DARCY ZAJAC

Born, Winnipeg, Man., September 23, 1986; Shoots right. 6'1", 205 lbs.

CENTER

born, Winnipeg, Man., September 20, 1980.

YEAR	TEAM	LEAGUE	REGULAR SEASON							PLAYOFFS					
			GP	G	A	PTS	PIM	PP	SH	S	GP	G	A	PTS	PIM
2004-05	Salmon Arm	BCHL	60	12	21	33	75	-	-	-	11	5	7	12	9
2005-06	Salmon Arm	BCHL	57	37	43	80	76	-	-	-	10	6	4	10	12
2006-07	North Dakota	WCHA	41	8	2	10	18	-	-	-	-	-	-	-	-
2007-08	North Dakota	WCHA	41	3	5	8	46	-	-	-	-	-	-	-	-
2008-09	North Dakota	WCHA	43	5	12	17	32	-	-	-	-	-	-	-	-
2009-10	North Dakota	WCHA	41	8	11	19	49	-	-	-	-	-	-	-	-
	Adirondack	AHL	2	0	0	0	4	-	-	-	-	-	-	-	-
2010-11	Albany	AHL	32	6	17	23	35	-	-	-	-	-	-	-	-
	Trenton	ECHL	40	4	5	9	60	-	-	-	-	-	-	-	-
2011-12	Albany	AHL	66	8	16	24	86	-	-	-	-	-	-	-	-
2012-13	Albany	AHL	67	9	8	17	86	-	-	-	-	-	-	-	-

WCHA All-Academic Team (2008 to 2010)

Signed as a free agent by Adirondack, April 8, 2010. Signed as a free agent by Albany, June 26, 2010.

Signed as a free agent by DEVILS, July 6, 2013

**KELLY ZAJAC**

Born, Winnipeg, Man., June 6, 1988; Shoots left. 5'11", 180 lbs.


CENTER

Born: Winnipeg, Man., June 6, 1980, Shoots: R			REGULAR SEASON								PLAYOFFS							
YEAR	TEAM	LEAGUE	GP	G	A	PTS	PIM	PP	SH	S	GP	G	A	PTS	PIM			
2006-07	Salmon Arm	BCHL	59	11	20	31	20	-	-	-	11	0	0	0	4			
2007-08	Salmon Arm	BCHL	60	21	41	62	28	-	-	-	11	3	8	11	4			
2008-09	Union College	ECAC	39	6	14	20	29	-	-	-	-	-	-	-	-			
2009-10	Union College	ECAC	39	10	14	24	10	-	-	-	-	-	-	-	-			
2010-11	Union College	ECAC	40	13	29	42	16	-	-	-	-	-	-	-	-			
2011-12	Union College	ECAC	41	8	34	42	10	-	-	-	-	-	-	-	-			
	Albany	AHL	3	0	0	0	0	-	-	-	-	-	-	-	-			
2012-13	Trenton	ECHL	15	6	10	16	8	-	-	-	-	-	-	-	-			
	Albany	AHL	14	2	2	4	0	-	-	-	-	-	-	-	-			

ECAC Second All-Star Team (2011) • ECAC Defensive Forward of the Year (2012) • ECAC Third All-Star Team (2012)

*Led League

Signed as a free agent by Albany, April 10, 2012.

**VLADIMIR ZHARKOV**

Born, Elektrostal, Russia, January 10, 1988; Shoots left. 6'1", 205 lbs.; New Jersey's 4th choice (3rd round), 77th overall, in 2006 Entry Draft.

LEFT WING

Round: 7 / 11 overall, in 2006 Entry Draft.															
YEAR	TEAM	LEAGUE	REGULAR SEASON								PLAYOFFS				
			GP	G	A	PTS	PIM	PP	SH	S	GP	G	A	PTS	PIM
2004-05	CSKA Moscow-2	Rus.-3	-	-	-	-	-	-	-	-	-	-	-	-	-
2005-06	CSKA Moscow-2	Rus.-3	48	17	22	39	86	-	-	-	-	-	-	-	-
	CSKA Moscow	Rus.	4	0	1	1	4	-	-	-	1	0	0	0	0
2006-07	CSKA Moscow	Rus.	47	4	1	5	18	-	-	-	12	0	1	1	2
2007-08	CSKA Moscow	Rus.	30	5	2	7	6	-	-	-	-	-	-	-	-
	CSKA Moscow-2	Rus.-3	4	3	4	7	4	-	-	-	12	8	7	15	8
2008-09	Lowell	AHL	69	11	23	34	26	-	-	-	-	-	-	-	-
2009-10	Lowell	AHL	23	6	15	21	6	-	-	-	-	-	-	-	-
	DEVILS	NHL	40	0	10	10	8	0	0	54	-	-	-	-	-
2010-11	Albany	AHL	31	8	11	19	19	-	-	-	-	-	-	-	-
	DEVILS	NHL	38	2	2	4	2	0	0	40	-	-	-	-	-
2011-12	Albany	AHL	62	16	23	39	45	-	-	-	-	-	-	-	-
	DEVILS	NHL	4	0	0	0	0	0	0	0	-	-	-	-	-
2012-13	CSKA Moscow	KHL	47	9	2	11	4	-	-	-	3	0	0	0	0
DEVILS TOTALS			82	2	12	14	10	0	0	94	-	-	-	-	-
NHL TOTALS			82	2	12	14	10	0	0	94	-	-	-	-	-





ALBANY DEVILS
TIMES UNION CENTER
51 SOUTH PEARL ST.
ALBANY, NY 12207
(518) 433-8457 • FAX (518) 487-2222
thealbanydevils.com



DIRECTORY

Lou Lamoriello President/Governor
 Chris Lamoriello General Manager/Alt. Governor
 David Conte Director, Scouting/Alt. Governor
 Stephen Pellegri Vice President, Hockey Operations
 Christopher Ciceri Chief Executive Officer/Alt. Governor
 Rick Kowalsky Head Coach

Tommy Albelin, Sergei Brylin Assistant Coaches
 Dave Caruso Goaltending Coach
 Mike Regan, Sean Andrade Video Coordinators
 Scott Stanhbel Athletic Trainer
 Andrew Schmidt Equipment Manager
 Elliot Newton Assistant Equipment Manager

2012-13 AHL FINAL STANDINGS

EASTERN CONFERENCE

NORTHEAST

SPRINGFIELD	76	45	22	5	4	99	235	186
CONNECTICUT	76	35	32	6	3	79	213	222
BRIDGEPORT	76	32	32	7	5	76	218	242
ALBANY	76	31	32	1	12	75	193	225
ADIRONDACK	76	31	38	3	4	69	187	223

ATLANTIC

ATLANTA	GP	W	L	OTL	SOL	PTS	GF	GA
PROVIDENCE	76	50	21	0	5	105	222	183
PORTLAND	76	41	30	3	2	87	230	233
MANCHESTER	76	37	32	3	4	81	219	209
WORCESTER	76	31	34	4	7	73	191	228
ST. JOHN'S	76	32	36	3	5	72	195	237

EAST

GP	W	L	OTL	SOL	PTS	GF	GA
SYRACUSE	76	43	22	6	5	97	247
BINGHAMTON	76	44	24	1	7	96	227
W-B/SCRANTON	76	42	30	2	2	88	185
HERSHEY	76	36	31	3	6	81	204
NORFOLK	76	37	34	4	1	79	188

EASTERN CONFERENCE QUARTERFINALS

Series "A" - Providence defeated Hershey 3-2
 Series "B" - Springfield defeated Manchester 3-1
 Series "C" - Syracuse defeated Portland 3-0
 Series "D" - W-B/Scranton defeated Binghamton 3-0

WESTERN CONFERENCE QUARTERFINALS

Series "E" - Texas defeated Milwaukee 3-1
 Series "F" - Toronto defeated Rochester 3-0
 Series "G" - Grand Rapids defeated Houston 3-2
 Series "H" - Oklahoma City defeated Charlotte 3-2

WESTERN CONFERENCE

NORTH

TORONTO	76	43	23	3	7	96	237	199
ROCHESTER	76	43	29	3	1	90	234	209
LAKE ERIE	76	35	31	3	7	80	211	220
ABBOTSFORD	76	34	32	4	6	78	171	198
HAMILTON	76	29	41	1	5	64	159	228

MIDWEST

GRAND RAPIDS	GP	W	L	OTL	SOL	Pts	GF	GA
MILWAUKEE	76	42	26	4	4	92	234	205
ROCKFORD	76	41	28	4	3	89	197	200
CHICAGO	76	42	31	2	1	87	246	225
PEORIA	76	37	30	5	4	83	204	207
	76	33	35	5	3	74	183	218

SOUTH

TEAM	GP	W	L	OTL	SOL	PTS	GF	GA
TEXAS	76	43	22	5	6	97	235	201
CHARLOTTE	76	42	26	4	4	92	226	202
OKLAHOMA CITY	76	40	25	2	9	91	240	228
HOUSTON	76	40	26	5	5	90	212	199
SAN ANTONIO	76	29	38	2	7	67	195	241

EASTERN CONFERENCE SEMIFINALS

Series "I" - W-B/Scranton defeated Providence 4-3
 Series "J" - Syracuse defeated Springfield 4-0

WESTERN CONFERENCE SEMIFINALS

Series "K" - Oklahoma City defeated Texas 4-1
 Series "L" - Grand Rapids defeated Toronto 4-2

EASTERN CONFERENCE FINALS

Series "M" - Syracuse defeated W-B/Scranton 4-1

WESTERN CONFERENCE FINALS

Series "N" - Grand Rapids defeated Oklahoma City 4-3

CALDER CUP FINALS

Series "O" - Grand Rapids defeated Syracuse 4-2

2013-14 SCHEDULE

OCTOBER

Sun. 6 @ Hartford.....3:00 PM	Sat. 12 vs. Utica.....5:05 PM
Mon. 14 vs. Adirondack.....2:00 PM	Fri. 18 @ Norfolk.....7:30 PM
Sat. 19 @ Norfolk.....7:15 PM	Wed. 23 @ Utica.....7:35 PM
Fri. 25 vs. Hartford.....7:00 PM	Sat. 26 vs. Portland.....5:00 PM
Wed. 30 vs. Syracuse.....7:00 PM	

NOVEMBER

Fri. 1 vs. Norfolk.....7:00 PM	Sat. 2 @ Adirondack.....7:00 PM
Tue. 5 @ Bridgeport.....11:00 AM	Fri. 8 @ W-B/Scr.7:05 PM
Sat. 9 vs. Adirondack.....5:00 PM	Mon. 11 vs. Bridgeport.....2:00 PM
Fri. 15 @ Hartford.....7:00 PM	Sat. 16 @ Syracuse.....7:00 PM
Wed. 20 vs. Hartford.....7:00 PM	Fri. 22 @ Springfield.....7:00 PM
Sat. 23 @ Adirondack.....7:00 PM	Fri. 29 vs. Adirondack.....7:00 PM
Sat. 30 vs. Bridgeport.....5:00 PM	

DECEMBER

Wed. 4 vs. Springfield.....7:00 PM	Sat. 7 @ Binghamton.....7:05 PM
Fri. 13 vs. Bridgeport.....7:00 PM	Sat. 14 vs. Hartford.....5:00 PM
Sat. 21 @ Binghamton.....7:05 PM	

DECEMBER (cont.)

Sun. 22 @ Bridgeport.....3:00 PM	Fri. 27 vs. Adirondack.....7:00 PM
Sat. 28 vs. Portland.....5:00 PM	Sun. 29 @ Bridgeport.....3:00 PM

JANUARY

Fri. 3 vs. Springfield.....7:00 PM	Sat. 4 @ Adirondack.....7:00 PM
Tue. 7 vs. Springfield.....7:00 PM	Fri. 10 @ Springfield.....7:00 PM
Sat. 11 vs. Manchester.....5:00 PM	Sun. 12 vs. Hershey.....4:00 PM
Fri. 17 @ Utica.....7:00 PM	Sat. 18 @ Adirondack.....7:00 PM
Sun. 19 @ Hershey.....5:00 PM	Fri. 24 @ Binghamton.....7:05 PM
Sat. 25 vs. Adirondack.....2:00 PM	Sun. 26 vs. Binghamton.....3:00 PM
Fri. 31 vs. Bridgeport.....7:00 PM	

FEBRUARY

Sat. 1 @ Hartford.....7:00 PM	Tue. 4 @ Springfield.....7:00 PM
Sat. 8 @ Bridgeport.....7:00 PM	Sun. 9 @ Manchester.....3:00 PM
Fri. 14 vs. Hershey.....7:00 PM	Sat. 15 vs. Adirondack.....5:00 PM
Sun. 16 @ Bridgeport.....3:00 PM	Fri. 21 @ Adirondack.....7:00 PM
Sat. 22 vs. Norfolk.....5:00 PM	Sun. 23 vs. Utica.....3:00 PM

MARCH

Sat. 1 vs. W-B/Scr.*.....7:00 PM	Sun. 2 @ Providence.....3:05 PM
Fri. 7 @ Portland.....7:00 PM	Sat. 8 @ Hartford.....7:00 PM
Sun. 9 @ Worcester.....3:00 PM	Fri. 14 @ Springfield.....7:00 PM
Sat. 15 vs. Hartford.....5:00 PM	Sun. 16 vs. Syracuse.....5:00 PM
Wed. 19 vs. Binghamton.....7:00 PM	Sat. 22 @ Syracuse.....7:00 PM
Sun. 23 vs. W-B/Scr.*.....4:00 PM	Fri. 28 @ Hershey.....7:00 PM
Sat. 29 vs. Worcester.....5:00 PM	Sun. 30 vs. Binghamton.....3:00 PM

APRIL

Fri. 4 @ Syracuse.....7:00 PM	Sat. 5 @ W-B/Scr.7:05 PM
Sun. 6 @ Adirondack.....3:00 PM	Fri. 11 vs. Bridgeport.....7:00 PM
Sat. 12 vs. Providence.....5:00 PM	Sun. 13 vs. Syracuse.....5:00 PM
Fri. 18 @ Portland.....7:00 PM	Sat. 19 vs. Springfield.....5:00 PM

*At Boardwalk Hall, Atlantic City, NJ.
 All times are Eastern.

2012-13 ALBANY DEVILS FINAL STATISTICS

31-32-1-12=75PTS. (.493); 4TH PLACE, NORTHEAST DIVISION/12TH PLACE, EASTERN CONFERENCE

PLAYER	GP	G	A	PTS	+/-	PIM	PP	SH	GW	OT	S	PCTG
JOE WHITNEY	66	26	25	51	13	32	6	0	5	0	203	12.8
MATT ANDERSON	67	13	30	43	2	42	2	1	3	0	171	7.6
STEVE ZALEWSKI	73	11	30	41	-4	52	1	0	1	0	144	7.6
HARRI PESONEN	64	14	17	31	7	24	3	0	3	0	120	11.7
BOBBY BUTLER	37	16	11	27	11	8	5	1	4	0	105	15.2
MIKE SISLO	61	13	13	26	1	46	2	2	1	0	136	9.6
JACOB JOSEFSON	68	10	15	25	11	29	2	2	0	0	92	10.9
TIM SESTITO	67	7	16	23	-7	106	0	0	1	0	104	6.7
ANDREI LOKTIONOV	37	7	15	22	6	6	1	2	2	0	81	8.6
MCH	3	0	0	0	-3	0	0	0	0	0	3	0
ALB	3	0	0	0	-3	0	0	0	0	0	3	0
TOTAL	40	7	15	22	3	6	1	2	2	0	84	8.3
ERIC GELINAS	57	6	16	22	1	46	3	0	0	0	137	4.4
MATTIAS TEDENBY	37	10	9	19	-6	12	3	0	3	0	64	15.6
PHILIP DeSIMONE	44	9	10	19	-4	30	3	0	2	0	81	11.1
ADAM LARSSON	33	4	15	19	-1	24	2	0	1	0	46	8.7
DARCY ZAJAC	67	9	8	17	1	86	0	1	1	0	81	11.1
BRANDON BURLON	53	1	16	17	9	25	0	0	0	0	48	2.1
CHRIS McKELVIE	47	4	10	14	-4	71	0	2	0	0	53	7.5
JAY LEACH	60	4	10	14	9	63	0	0	0	0	51	7.8
CHAD WISEMAN	36	3	10	13	-8	27	0	0	0	0	55	5.5
MIKE HOFFEL	52	5	5	10	1	37	0	1	0	0	79	6.3
DAVID WOHLBERG	36	4	5	9	1	26	0	0	1	0	51	7.8
ADAM HENRIQUE	16	5	3	8	1	12	1	0	1	0	40	12.5
DAN KELLY	47	2	6	8	10	62	0	0	1	0	34	5.9
JON MERRILL	12	1	7	8	-8	4	0	0	0	0	20	5.0
ALEXANDER URBOM	68	0	8	8	-3	64	0	0	0	0	59	0
CORBIN McPHERSON	72	2	5	7	8	43	0	0	0	0	70	2.9
REID BOUCHER	11	3	2	5	-1	6	2	0	0	0	33	9.1
STEPHEN GIONTA	11	2	3	5	-2	4	0	0	0	0	22	9.1
RAMAN HRABARENKA	34	1	4	5	1	18	0	0	0	0	46	2.2
CAM JANSSEN	36	1	4	5	-2	65	0	0	0	0	13	7.7
KELLY ZAJAC	14	2	2	4	2	0	0	0	0	0	12	16.7
SCOTT PARSE	15	1	3	4	-7	8	1	0	0	0	18	5.6
J.S. BERUBE	10	1	1	2	2	16	0	0	0	0	9	11.1
DAMON SEVERSON	2	0	2	2	2	0	0	0	0	0	3	0
MATTHEW CORRENTE	11	0	2	2	-1	32	0	0	0	0	7	0
BRYAN HACZYK	2	0	1	1	1	0	0	0	0	0	5	0
STEFAN STEPANOV	1	0	0	0	-1	0	0	0	0	0	0	0
SETH HELGESON	4	0	0	0	2	2	0	0	0	0	7	0
HARRY YOUNG	4	0	0	0	-2	7	0	0	0	0	1	0

GOALTENDER	GPI	MINS	AVG	W	L	OT	EN	SO	GA	SA	SV%	G	A	PIM
MAXIME CLERMONT	1	65	0.92	0	0	1	0	0	1	30	.967	0	0	0
JEFF FRAZEE	28	1654	2.58	8	14	5	3	1	71	842	.916	0	1	0
KEITH KINKAID	45	2644	2.72	21	16	7	4	2	120	1258	.905	0	1	2
SCOTT WEDGEWOOD	5	242	3.47	2	2	0	0	0	14	123	.886	0	0	0
ALBANY TOTALS	76	4635	2.76	31	32	13	7	3	213	2260	.906			

SEASON OPENING/CLOSING RECORDS

Openers	HOME	ROAD	OVERALL
Record	17-8-5	14-13-3	18-7-5
Streaks	1-0-0	2-0-0	1-0-0
Closers	HOME	ROAD	OVERALL
Record	19-8-3	11-15-4	15-12-3
Streaks	7-0-1	0-1-0	0-1-0

2012-13 STATISTICS

Player	Pos	Rd/Yr	Team, League	Regular Season					Playoffs				
				GP	G	A	PTS	PIM	GP	G	A	PTS	PIM
Myles Bell	RW	6/13	Kelowna, WHL	69	38	55	93	68	11	5	4	9	8
Graham Black	C	5/12	Swift Current, WHL	68	24	26	50	33	5	1	3	4	2
Reid Boucher*	RW	4/11	Sarnia, OHL	68	62	33	95	53	4	2	3	5	4
Blake Coleman	C	3/11	Miami, CCHA	40	9	10	19	56	-	-	-	-	-
Patrick Daly	D	7/11	Wisconsin, WCHA	-	-	-	-	-	-	-	-	-	-
Joe Faust	D	4/10	Wisconsin, WCHA	42	1	0	1	14	-	-	-	-	-
Artur Gavrus	C	6/12	Neman Grodno, Bel.	15	5	7	12	0	-	-	-	-	-
			Neman Grodno-2, Bel.-2	2	0	3	3	0	-	-	-	-	-
			Owen Sound, OHL	21	8	6	14	11	12	3	5	8	2
Curtis Gedig	D	7/09	Ohio St., CCHA	32	3	12	15	6	-	-	-	-	-
Seth Helgeson*	D	4/09	U. Minnesota, WCHA	40	0	5	5	62	-	-	-	-	-
Ben Johnson	C	3/12	Windsor, OHL	64	20	17	37	32	-	-	-	-	-
Mauro Jorg	RW	7/10	Rapperswil, Swi.	48	4	6	10	10	12	0	4	4	4
Alexander Kerfoot	C	5/12	Coquitlam, BCHL	16	8	11	19	16	-	-	-	-	-
Ivan Khomutov	C	3/03	Kompanion Kiev, Ukr.	13	1	7	8	6	-	-	-	-	-
			Berkut Kiev, Ukr.	17	5	8	13	7	-	-	-	-	-
Valeri Klimov	D	9/04	D I D	N	O	T			P	L	A	Y	
Ryan Kujawinski	C	3/13	Kingston, OHL	66	17	31	48	40	4	2	0	2	2
Stefan Matteau#	LW	1/12	Blainville-Bois., QMJHL	35	18	10	28	70	11	3	6	9	16
Jon Merrill*	D	2/10	Michigan, CCHA	21	2	9	11	14	-	-	-	-	-
Alexander Mikhailishin	D	5/04	D I D	N	O	T			P	L	A	Y	
Blake Pietila	LW	5/11	Michigan Tech, WCHA	35	14	10	24	44	-	-	-	-	-
Derek Rodwell	LW	5/09	North Dakota, WCHA	32	2	1	3	34	-	-	-	-	-
Steven Santini	D	2/13	United States, USHL	25	0	5	5	6	-	-	-	-	-
			United States, USDP-18	66	0	15	15	44	-	-	-	-	-
Reece Scarlett	D	6/11	Swift Current, WHL	67	9	40	49	66	5	0	3	3	10
Damon Severson*	D	2/12	Kelowna, WHL	71	10	42	52	74	11	1	9	10	18
Ben Thomson	LW	4/12	Kitchener, OHL	67	15	17	32	119	10	1	2	3	18
Miles Wood	LW	4/13	Nobles Prep, MA	15	8	10	18	18	-	-	-	-	-

*Also played for Albany (AHL).

#Also played with New Jersey.

Goaltender	Rd/Yr	Team, League	GP	W	L	OT	MIN	GA	SO	GAA
Anthony Brodeur	7/13	Shattuck-St. Mary's, MN	28	21	5	2	1548	64	5	2.48

TOURNAMENT STATISTICS

World Junior Championships
Ufa, Rus., Dec. 26, 2012-Jan. 5, 2013

Player	Country	GP	G	A	PTS	PIM
Blake Pietila	United States	7	0	2	2	0

Medals: United States (Gold), Sweden (Silver), Russia (Bronze).

World Championships
Stockholm, Swe. & Helsinki, Fin., May 3-19, 2013

Player	Country	GP	G	A	PTS	PIM
Ryan Carter	United States	10	1	1	2	10
Artur Gavrus	Belarus	3	0	0	0	0
Stephen Gionta	United States	10	3	0	3	2
Raman Hrabarenka	Belarus	7	1	0	1	2
Andrei Loktionov	Russia	7	0	1	1	0
Marek Zidlicky	Czech Republic	2	0	0	0	0

Medals: Sweden (Gold), Switzerland (Silver), United States (Bronze).

Memorial Cup
Saskatoon, Sask., May 17-26, 2013

Finish: Halifax/QMJHL (Champion), London/OHL (Runner-up), Portland/WHL (third place), Saskatoon/host (fourth place).

STEVEN SANTINI

Defenseman

Born: Bronxville, NY; March 7, 1995; Shoots right. 6'2", 205 lbs.; New Jersey's 1st choice (2nd round), 42nd overall.

Year	Team	League	GP	G	A	PTS	PIM
2009-10	Brewster	EmJHL	17	1	5	6	42
2010-11	New York	EJHL	44	3	14	17	26
2011-12	United States	USHL	36	1	4	5	41
	Unit. States USDP-17		17	1	3	4	28
2012-13	United States	USHL	25	0	5	5	6
	Unit. States USDP-18		41	0	10	10	38

RYAN KUJAWINSKI

Center

Born: Kirkland Lake, Ont.; March 30, 1995; Shoots left. 6'2", 205 lbs.; New Jersey's 2nd choice (3rd round), 73rd overall.

Year	Team	League	GP	G	A	PTS	PIM
2009-10	Iroquois Falls	Midget	-	-	-	-	-
2010-11	Sudbury	GNML	2	1	1	2	0
	Sudbury	NDMHL	24	35	21	56	24
2011-12	Sarnia	OHL	29	1	5	6	2
	Kingston	OHL	30	15	15	30	15
2012-13	Kingston	OHL	66	17	31	48	40

MILES WOOD

Left Wing

Born: Buffalo, NY; September 13, 1995; Shoots left. 6'1", 185 lbs.; New Jersey's 3rd choice (4th round), 100th overall.

Year	Team	League	GP	G	A	PTS	PIM
2010-11	Salem	EmJHL	13	4	5	9	8
2011-12	Salem	EmJHL	14	8	1	9	28
2012-13	Nobles Prep	MA	15	8	10	18	18

MYLES BELL

Right Wing

Born: Calgary, Alta.; August 19, 1993; Shoots right. 6'0", 210 lbs.; New Jersey's 4th choice (6th round), 160th overall.

Year	Team	League	GP	G	A	PTS	PIM
2008-09	Regina	WHL	8	0	1	1	0
2009-10	Regina	WHL	61	4	14	18	36
2010-11	Regina	WHL	66	14	31	45	86
2011-12	Kelowna	WHL	54	15	26	41	55
2012-13	Kelowna	WHL	69	38	55	93	68

ANTHONY BRODEUR

Goaltender

Born: Paterson, NJ; June 8, 1995; Catches left. 5'11", 180 lbs.; New Jersey's 5th choice (7th round), 208th overall.

Year	Team	League	GP	MIN	GA	SO	AVG
2009-10	Shattuck	Midget	29	-	-	0	1.70
2010-11	Shattuck	Midget	27	1389	59	3	2.18
2011-12	Shat-St. Mary's	MN	29	1634	63	4	2.31
2012-13	Shat-St. Mary's	MN	28	1548	64	5	2.48

Not attending training camp (2013-14 team):

Steven Santini (Boston College, Hockey East); **Miles Wood** (Brown, ECAC).

DEVILS' 2013 ENTRY DRAFT SUMMARY

1st round	9th overall to Vancouver (June 30, 2013 transaction)	4th round	100th overall
2nd round	39th overall to Phoenix (June 30, 2013 transaction)	5th round	130th overall to Buffalo through Los Angeles (Feb. 6, 2013 transaction)
	42nd overall from Phoenix (June 30, 2013 transaction)	6th round	160th overall
3rd round	70th overall to NY Islanders through Minnesota (Feb. 24, 2012 transaction)	7th round	190th overall to Winnipeg (Feb. 13, 2013 transaction)
	73rd overall from Phoenix (June 30, 2013 transaction)		208th overall from Los Angeles (June 30, 2013 transaction)

Rd./	2012	Pos.
Overall	Player	
1/29	Stefan Matteau	LW
2/60	Damon Severson	D
3/90	Ben Johnson	C
4/96	Ben Thomson	LW
5/135	Graham Black	C
5/150	Alexander Kerfoot	C
6/180	Artur Gavrus	C

Rd./	2011	Pos.
Overall	Player	
1/4	Adam Larsson	D
3/75	Blake Coleman	C
4/99	Reid Boucher	RW
5/129	Blake Pietila	LW
6/159	Reece Scarlett	D
7/189	Patrick Daly	D

Rd./	2010	Pos.
Overall	Player	
2/38	Jon Merrill	D
3/84	Scott Wedgewood	G
4/114	Joe Faust	D
6/174	Maxime Clermont	G
7/204	Mauro Jorg	RW

Rd./	2009	Pos.
Overall	Player	
1/20	Jacob Josefson	C
2/54	Eric Gelinas	D
3/73	Alexander Urbom	D
4/114	Seth Helgeson	D
5/144	Derek Rodwell	LW
6/174	Ashten Bernard	LW
7/204	Curtis Gedig	D

Rd./	2008	Pos.
Overall	Player	
1/24	Mattias Tedenby	RW
2/52	Brandon Burlon	D
2/54	Patrice Cormier	C
3/82	Adam Henrique	C
4/112	Matt Delahey	D
5/142	Kory Nagy	LW
6/172	David Wohlberg	C
7/202	Harry Young	D
7/205	J.S. Berube	LW

Rd./	2007	Pos.
Overall	Player	
2/57	Mike Hoeffel	LW
3/87	Nick Palmieri	RW
4/117	Corbin McPherson	D
4/117	Matt Halischuk	D
6/177	Vili Sopanen	RW
7/207	Ryan Molle	D

Rd./	2006	Pos.
Overall	Player	
1/30	Matthew Corrente	D
2/58	Alexander Vasyunov	LW
3/67	Kirill Tulupov	D
3/77	Vladimir Zharkov	LW
4/107	Tyler Miller	D
5/148	Olivier Magnan	D
6/178	Tony Romano	C
7/208	Kyell Henegan	RW

Rd./	2005	Pos.
Overall	Player	
1/23	Niclas Bergfors	RW
2/38	Jeff Frazee	D
3/84	Mark Fraser	D
4/99	Patrick Davis	RW
5/155	Mark Fayne	D
6/170	Sean Zimmerman	D
7/218	Alexander Sundstrom	C

Rd./	2004	Pos.
Overall	Player	
1/20	Travis Zajac	C
5/155	Alexander Mikhailishin	D
6/185	Josh Disher	D
7/216	P.L. Letourneau-Leblond	LW
7/217	Tyler Eckford	D
8/250	Nathan Perkovich	RW
9/282	Valeri Klimov	D

Rd./	2003	Pos.
Overall	Player	
1/17	Zach Parise	LW
2/42	Petr Vrana	C
3/93	Ivan Khomutov	C
5/167	Zach Tarkir	D
6/197	Jason Smith	G
8/261	Joey Tenute	C
9/292	Arseny Bondarev	LW

Rd./	2002	Pos.
Overall	Player	
2/51	Anton Kadeykin	D
2/53	Barry Tallackson	RW
3/64	Jason Ryznar	LW
3/84	Marek Chvatal	D
3/85	Ahren Nittel	LW
4/117	Cam Janssen	RW
5/154	Krisjanis Redlids	D
6/187	Eric Johansson	C
7/218	Ilkka Pikkarainen	RW
8/250	Dan Glover	D
9/281	Bill Kinkel	LW

Rd./	2001	Pos.
Overall	Player	
1/28	Adrian Foster	LW
2/44	Igor Pohanka	RW
2/48	Tuomas Pihlman	LW
2/60	Victor Uchevatov	D
3/67	Robin Leblanc	RW
3/72	Brandon Nolan	C
4/128	Andrei Posnov	LW
5/163	Andreas Salomonsson	LW
6/194	James Massen	RW
8/229	Aaron Voros	C
8/257	Evgeny Gamalei	D

Rd./	2000	Pos.
Overall	Player	
1/22	David Hale	D
2/39	Teemu Laine	RW
2/56	Aleksander Suglobov	RW
2/57	Matt DeMarchi	D
2/62	Paul Martin	D
3/67	Max Birbraer	LW
3/76	Mike Rupp	LW
4/125	Phil Cole	D
5/135	Mike Jefferson	C
5/164	Matus Kostur	G
6/194	Deryk Engelland	D
7/198	Ken Magowan	C
8/257	Warren McCutcheon	C

Rd./	1999	Pos.
Overall	Player	
1/27	Ani Ahonen	G
2/42	Mike Commodore	D
2/50	Brett Clouthier	LW
3/95	Andre Lakos	D
4/100	Teemu Kesa	D
6/185	Scott Cameron	LW
7/214	Chris Hartsburg	C
8/242	Justin Dziana	RW

Rd./	1998	Pos.
Overall	Player	
1/26	Mike Van Ryn	D
1/27	Scott Gomez	C
2/37	Christian Berglund	C
3/82	Brian Gionta	RW
4/96	Mikko Jokela	D
4/105	Pierre Dagenais	LW
5/119	Anton But	LW
5/143	Ryan Flinn	LW
6/172	Jacques Lariviere	LW
7/199	Erik Jensen	RW
8/227	Marko Ahoilta	C
9/257	Ryan Held	C

Rd./	1997	Pos.
Overall	Player	
1/24	J.F. Dampousse	G
2/38	Stanislav Gron	C
4/104	Lucas Nehrling	D
5/131	Jiri Bicek	LW
6/159	Sascha Goc	D
7/188	Mathieu Benoit	RW

Rd./	1997 (cont.)	Pos.
8/215	Scott Clemmensen	G
9/241	Jan Srdinko	D

Rd./	1996	Pos.
Overall	Player	
1/10	Lance Ward	D
2/38	Wes Mason	LW
2/41	Josh DeWolf	D
2/47	Pierre Dagenais	LW
2/49	Colin White	D
3/63	Scott Parker	RW
4/91	Josef Bombardier	D
4/101	Josh MacNevin	D
5/118	Glenn Crawford	C
6/145	Sean Ritchlin	RW
7/173	Daryl Andrews	D
8/199	Willie Mitchell	D
8/205	Jason Bertsch	RW
9/225	Pasi Petrilainen	D

Rd./	1995	Pos.
Overall	Player	
1/18	Petr Sykora	C
2/44	Nathan Perrott	RW
3/70	Sergei Vyshedkevich	D
3/78	David Gosselin	RW
4/79	Alyn McCauley	C
4/98	Henrik Rehnberg	D
5/122	Chris Mason	LW
6/148	Adam Young	G
7/174	Richard Rochefort	C
8/200	Frederic Henry	G
9/226	Colin O'Hara	D

Rd./	1994	Pos.
Overall	Player	
1/25	Vadim Sharifjanov	RW
2/51	Patrik Elias	LW
3/71	Sheldon Souray	D
4/103	Zdenek Skorepa	LW
5/129	Christian Gosselin	D
6/134	Ryan Smart	C
6/155	Luciano Caravaggio	G
7/181	Jeff Williams	D
8/207	Eric Bertrand	LW
9/233	Steve Sullivan	C
10/259	Scott Swanjord	G
11/269	Mike Hanson	C

Rd./	1993	Pos.
Overall	Player	
1/13	Denis Pederson	C
2/32	Jay Pandolfo	LW
2/39	Brendan Morrison	C
3/65	Krzysztof Oliwa	RW
5/110	John Guirestante	C
6/143	Steve Brule	C
7/169	Nikolai Zavarukhin	D
8/195	Thomas Cullen	D
9/221	Judd Lambert	G
10/247	Jimmy Provencher	RW
11/273	Mike Legg	RW

Rd./	1992	Pos.
Overall	Player	
1/18	Jason Smith	D
2/42	Sergei Brylin	C
3/66	Cale Hulse	C
4/90	Vitaly Tomilin	C
4/94	Scott McCabe	D
5/114	Ryan Black	LW
6/138	Daniel Trebil	D
7/162	Geordie Kinnear	D
8/186	Stephane Yelle	C
9/210	Jeff Thoms	LW
10/234	Haithe Weenk	D
11/258	Vladimir Yakovenko	LW

Rd./	1991	Pos.
Overall	Player	
1/3	Scott Niedermayer	D
1/11	Brian Rolston	LW
2/33	Donevan Hextall	LW
3/55	Fredrik Lindqvist	C
4/77	Brad Willner	D
6/121	Curt Regnier	LW
7/143	David Craievich	D

Rd./	1991 (cont.)	Pos.
8/165	Paul Wolanski	D
9/187	Dan Reimann	C
11/231	Kevin Riehl	D
12/253	Jason Hehr	D

Rd./	1990	Pos.
Overall	Player	
1/20	Martin Brodeur	G
2/24	David Harlock	D
2/29	Chris Gotziaman	RW
3/53	Michael Dunham	D
3/56	Brad Bombardir	D
4/64	Mike Bodnarchuk	RW
5/95	Dean Malkoc	D
5/104	Petr Kuchyna	D
6/116	Lubomir Kolnik	RW
7/137	Chris McAlpine	D
9/179	Jaroslav Modry	G
10/200	Corey Schep	RW
11/221	Valeri Zhelepukin	D
12/242	Todd Reirden	D

Rd./	1989	Pos.
Overall	Player	
1/5	Bill Guerin	RW
1/18	Jason Miller	C
2/26	Jarrod Skalde	C
3/47	Scott Pellerin	LW
5/89	Mike Heinke	G
6/110	David Emma	D
8/152	Sergei Starkov	C
9/173	Andre Faub	D
11/215	Jason Simson	LW
12/236	Peter Larsson	C

Rd./	1988	Pos.
Overall	Player	
1/12	Corey Foster	D
2/23	Jeff Christian	LW
3/54	Zdeno Ciger	LW
4/65	Matt Ruchty	RW
4/75	Scott Luik	D
5/96	Chris Neilson	C
6/117	Chad Johnson	C
7/138	Chad Erickson	G
8/159	Bryan LaFort	G
9/180	Sergei Svetlov	RW
10/201	Bob Woods	C
10/207	Alexander Semak	C
11/222	Chuck Hughes	G
12/243	Michael Pohl	C

SUPPLEMENTAL DRAFT HISTORY

Rd./	1991	Pos.
Overall	Player	
3/17	Rob Kruhlak	G

Rd./	1990	Pos.
Overall	Player	
3/15	Mike Haviland	RW

Rd./	1989	Pos.
Overall	Player	
1/5	C.J. Young	RW
2/10	Mark Romaine	G

Rd./	1988	Pos.
Overall	Player	
3/17	Tim Budy	LW

Rd./	1984	Pos.
Overall	Player	
1/2	Kirk Muller	C
2/23	Craig Billington	G
3/44	Neil Davey	G
4/74	Paul Ysebaert	C
5/86	Jon Morris	C
6/107	Kirk McLean	G
7/128	Ian Ferguson	D
8/149	Vladimir Kames	C
9/170	Mike Roth	D
10/190	Mike Peluso	LW
11/211	Jarkko Piiparinen	D
12/231	Chris Kiene	D

Rd./	1983	Pos.
Overall	Player	
1/6	John MacLean	RW
2/24	Shawn Evans	D
5/87	Chris Terreri	G
6/108	Greg Evtushevski	RW
7/129	Vlacheslav Fetisov	D
8/150	Jay O'Leary	C
9/171	Alexander Chernykh	C
10/192	Allan Stewart	LW
11/213	Alexei Kasatonov	D
12/234	Alexei Kasatonov	LW

Rd./	1982	Pos.
Overall	Player	
1/8	Rocky Trotter	RW
1/18	Ken Daneyko	D
3/43	Pat Verbeek	C
3/54	Dave Kasper	C
5/85	Scott Brydges	D
6/106	Mike Moher	RW
7/127	Paul Fulcher	LW
8/148	John Hutchings	D
9/169	Alan Hepple	D
10/190	Brent Shaw	RW
10/207	Tony Gillard	LW
11/211	Scott Fusco	LW
12/232	Dan Dorion	C

EXPANSION DRAFT HISTORY

2000	Pos.	Team
Player		
Chris Terreri	G	to Min.
Jeff Williams	C	to CBJ

1999	Pos.	Team
Player		
Kevin Dean	D	to Atl.

1998	Pos.	Team
Player		
Mike Dunham	G	to Nsh.
1993		
Player		
Alexei Kasatonov	D	to Ana.
Jarrod Skalde	C	to Ana.

Player	Pos.	Team
Alexei Kasatonov	D	to Ana
Jarrod Skalde	C	to Ana

SEASON	ENTRY DRAFTS	TRADES/WAIVERS	FREE AGENTS
1990-91 32-33-15, 79 Pts. 4th Place, Patrick Division	MARTIN BRODEUR (1st rd./20th overall)		
1991-92 • 38-31-11, 87 Pts. • 4th Place, Patrick Division			
1992-93 • 40-37-7, 87 Pts. • 4th Place, Patrick Division			
1993-94 • 47-25-12, 106 Pts. • Eastern Conference Finalists			
1994-95 22-18-8, 52 Pts. STANLEY CUP CHAMPIONS	PATRIK ELIAS (2nd rd./51st overall)		
1995-96 • 37-33-12, 86 Pts. • 6th Place, Atlantic Division			
1996-97 • 45-23-14, 104 Pts. • ATLANTIC DIVISION CHAMPIONS			
1997-98 • 48-23-11, 107 Pts. • ATLANTIC DIVISION CHAMPIONS			
1998-99 • 47-24-11, 105 Pts. • ATLANTIC DIVISION CHAMPIONS			
1999-00 • 45-24-8-5, 103 Pts. • STANLEY CUP CHAMPIONS			
2000-01 • 48-19-12-3, 111 Pts. • EASTERN CONFERENCE CHAMPIONS			
2001-02 • 41-28-9-4, 95 Pts. • 3rd Place, Atlantic Division			
2002-03 • 46-20-10-6, 108 Pts. • STANLEY CUP CHAMPIONS			
2003-04 • 43-25-12-2, 100 Pts. • 2nd Place, Atlantic Division			
2004-05 46-27-9, 101 Pts. ATLANTIC DIVISION CHAMPIONS	TRAVIS ZAJAC (1st rd./20th overall) MARK FAYNE (5th rd./153th overall)		ANDY GREENE (amateur f.a., 44/06)
2005-06 46-27-9, 101 Pts. ATLANTIC DIVISION CHAMPIONS			
2006-07 • 49-24-9, 107 Pts. • ATLANTIC DIVISION CHAMPIONS			
2007-08 45-29-7, 99 Pts. 2nd Place, Atlantic Division	MIKE HOEFFEL (2nd rd./57th overall) CORBIN McPHERSON (3rd rd./87th overall)	BRYCE SALVADOR (from STL., 2/26/08)	DAINIUS ZUBRUS (pro f.a., 7/3/07)
2008-09 51-27-4, 106 Pts. ATLANTIC DIVISION CHAMPIONS	MATTIAS TEDENBY (1st rd./24th overall) BRANDON BURLON (2nd rd./52nd overall) ADAM HENRIQUE (3rd rd./82nd overall) DAVID WOHLBERG (6th rd./172nd overall) HARRY YOUNG (7th rd./202nd overall)		
2009-10 45-27-7, 103 Pts. ATLANTIC DIVISION CHAMPIONS	JACOB JOSEFSON (1st rd./20th overall) ERIC GELINAS (2nd rd./54th overall) ALEXANDER URBOM (3rd rd./73rd overall) SETH HELGESON (4th rd./114th overall)	TIM SESTITO (from Edm., 7/9/09)	
2010-11 38-39-5, 81 Pts. 4th Place, Atlantic Division	JON MERRILL (waivers f.a., 10/26/11) SCOTT WEDGEWOOD (3rd rd./84th overall) MAXIME CLERMONT (6th rd./174th overall)		DAN KELLY (amateur f.a., 5/19/10) ANTON VOLCHENKOV (pro f.a., 7/1/10) STEPHEN GIONTA (pro f.a., 8/26/10) MIKE SISLO (amateur f.a., 4/6/11)
2011-12 45-28-6, 102 Pts. EASTERN CONFERENCE CHAMPIONS	ADAM LARSSON (1st rd./4th overall) REID BOUCHER (4th rd./99th overall) REECE SCARLETT (6th rd./159th overall)	RYAN CARTER (waivers f.a., 10/26/11) MAREK ZIDLICKY (from Min., 2/24/12)	KEITH KINKAID (amateur f.a., 4/18/11) CAM JANSSEN (pro f.a., 7/14/11) PETER HARROLD (pro f.a., 8/12/11) STEVE BERNIER (pro f.a., 1/30/12)
2012-13 15-10-10, 48 Pts. 5th Place, Atlantic Division	STEFAN MATTEAU (1st rd./28th overall) DAMON SEVERSON (2nd rd./60th overall) BEN JOHNSON (3rd rd./90th overall) BEN THOMSON (4th rd./96th overall) GRAHAM BLACK (5th rd./135th overall)	ANDREI LOKTIONOV (from LA, 2/6/13)	HARRI PESONEN (pro f.a., 7/12/13) KRY'S BARCH (pro f.a., 7/10/12)
2013-14	RYAN KUJAWINSKI (3rd rd./73rd overall) MYLES BELL (6th rd./160th overall) ANTHONY BRODEUR (7th rd./208th overall)	CORY SCHNEIDER (from Van., 6/30/13) RILEY BOYCHUK (from Buf., 7/7/13)	JOE WHITNEY (pro f.a., 5/1/13) RYANE CLOWE (pro f.a., 7/5/13) ROSTISLAV OLESZ (pro f.a., 7/5/13) MICHAEL RYDER (pro f.a., 7/5/13) DARCY ZAJAC (pro f.a., 7/6/13) ROD PELLEY (pro f.a., 7/8/13) RAMAN HRABARENKA (pro f.a., 7/12/13) JAROMIR JAGR (pro f.a., 7/23/13)
TOTALS:	(29)	(7)	(20)

GOALTENDERS

PLAYER	HT	WT	C	PLACE OF BIRTH	DATE	2012-13 CLUB	GP	W	L	OT	GA	SO	GAA
BRODEUR, Anthony	5-11	195	L	Paterson, NJ	6/8/95	Shat.-St. Mary's, MN	28	21	5	2	64	5	2.48
BRODEUR, Martin	6-2	220	L	Montreal, Que.	5/6/72	DEVILS, NHL	29	13	9	7	65	2	2.22
CLERMONT, Maxime	6-1	195	L	Montreal, Que.	12/31/91	Elmira, ECHL	41	20	13	5	126	0	3.24
KINKAID, Keith	6-2	190	L	Farmingville, NY	7/4/89	Albany, AHL	1	0	0	1	1	0	0.92
SCHNEIDER, Cory	6-2	200	L	Marblehead, MA	3/18/86	DEVILS, NHL	45	21	17	6	120	2	2.72
WEDGEWOOD, Scott	6-2	195	L	Etobicoke, Ont.	8/14/92	Ambri-Plottia, Swi.	1	0	0	0	1	0	2.31
						Vancouver, NHL	8	4	4	0	26	0	3.22
						Trenton, ECHL	30	17	14	4	61	2	2.11
						Albany, AHL	48	20	22	5	147	1	2.22
							5	2	2	0	14	0	3.47

DEFENSEMEN

PLAYER	HT	WT	S	PLACE OF BIRTH	DATE	2012-13 CLUB	GP	G	A	PTS	PIM
BURLON, Brandon	6-0	190	L	Nobleton, ON	3/5/90	Albany, AHL	53	1	16	17	25
FAYNE, Mark	6-3	210	R	Nashua, NH	5/15/87	DEVILS, NHL	31	1	5	16	18
GELINAS, Eric	6-4	210	L	Vanier, Ont.	5/8/91	Albany, AHL	57	6	16	22	46
GREENE, Andy	5-11	190	L	Trenton, MI	10/30/82	DEVILS, NHL	1	0	0	0	0
HARROLD, Peter	5-11	180	R	Kirtland Hills, OH	6/8/83	DEVILS, NHL	48	4	12	16	20
HELGESON, Seth	6-4	215	L	Faribault, MN	10/8/90	DEVILS, NHL	23	2	3	5	6
HRABARENKA, Raman	6-4	235	R	Mogilev, Bel.	8/24/92	U. Minnesota, WCHA	40	0	5	5	62
KELLY, Dan	6-1	210	L	Morrisonville, NY	5/17/89	Albany, AHL	4	0	0	0	2
LARSSON, Adam	6-3	205	R	Skelleftea, Swe.	11/12/92	Albany, AHL	34	1	4	5	18
McPHERSON, Corbin	6-5	220	R	Folsom, CA	9/7/88	DEVILS, NHL	7	1	0	1	2
MERRILL, Jon	6-3	205	L	Oklahoma City, OK	2/3/92	Albany, AHL	47	2	6	8	62
SALVADOR, Bryce	6-4	215	L	Brandon, Man.	2/11/76	DEVILS, NHL	33	15	18	24	14
SCARLETT, Reece	6-1	180	R	Edmonton, Alta.	3/31/93	DEVILS, NHL	37	0	6	6	12
SEVERSON, Damon	6-2	210	R	Brandon, Man.	8/7/94	Albany, AHL	72	2	5	7	43
URBOM, Alexander	6-4	215	L	Stockholm, Swe.	12/20/90	Michigan, CCHA	21	2	9	11	14
VOLCHENKOV, Anton	6-1	220	L	Moscow, Rus.	2/25/82	Albany, AHL	12	1	7	8	4
YOUNG, Harry	6-4	225	L	Windsor, Ont.	11/12/89	DEVILS, NHL	39	0	2	2	22
ZIDLICKY, Marek	5-11	190	R	Most, Czech Rep.	2/3/77	Swift Current, WHL	67	9	40	49	66
						Kelowna, WHL	71	10	42	52	74
						Albany, AHL	2	0	2	2	0
						Albany, AHL	68	0	8	8	64
						DEVILS, NHL	1	0	0	0	0
						Nizhny Novgorod, KHL	11	0	1	1	16
						DEVILS, NHL	37	1	4	5	37
						Trenton, ECHL	4	0	0	0	5
						Kalamazoo, ECHL	33	0	1	1	52
						Albany, AHL	4	0	0	0	7
						Kladno, Czech Rep.	25	3	22	25	28
						DEVILS, NHL	48	4	15	19	38
						Czech Rep., WC-A	2	0	0	0	0

FORWARDS

PLAYER	HT	WT	S	PLACE OF BIRTH	DATE	2012-13 CLUB	GP	G	A	PTS	PIM
BARCH, Krys	6-2	210	L	Hamilton, Ont.	3/26/80	DEVILS, NHL	22	0	2	2	45
BELL, Myles	6-0	220	R	Calgary, Alta.	8/19/93	Kelowna, WHL	69	38	55	93	68
BERNIER, Steve	6-3	215	R	Quebec City, Que.	3/31/85	DEVILS, NHL	47	8	7	15	17
BLACK, Graham	6-0	180	L	Regina, Sask.	1/13/93	Swift Current, WHL	68	24	26	50	33
BOUCHER, Reid	5-10	195	L	Lansing, MI	9/8/93	Sarnia, OHL	68	62	33	95	53
BOYCHUK, Riley	6-4	220	L	Vancouver, B.C.	2/20/91	Albany, AHL	11	3	2	5	6
CARTER, Ryan	6-1	205	L	White Bear Lake, MN	8/3/83	Fort Worth, CHL	41	8	9	17	30
CLOWE, Ryane	6-3	225	L	St. John's, Nfld.	9/30/82	DEVILS, NHL	44	6	9	15	31
ELIAS, Patrik	6-1	195	L	Trebe, Czech Rep.	4/13/76	United States, WC-A	10	1	1	2	10
GIONTA, Stephen	5-7	185	R	Rochester, NY	10/9/83	San Jose, NHL	28	0	11	11	79
HENRIQUE, Adam	6-0	195	L	Brantford, Ont.	2/6/90	NY Rangers, NHL	12	3	5	8	14
HOEFFEL, Mike	6-4	210	L	North Oaks, MN	4/9/89	DEVILS, NHL	48	14	22	36	22
JAGR, Jaromir	6-3	230	L	Kladno, Czech Rep.	2/15/72	Albany, AHL	11	2	3	5	4
JANSSEN, Cam	6-0	215	R	St. Louis, MO	4/15/84	DEVILS, NHL	10	3	0	3	2
JOHNSON, Ben	6-0	190	L	Hancock, MI	6/7/94	Albany, AHL	16	5	3	8	12
JOSEFSON, Jacob	6-1	195	L	Stockholm, Swe.	3/2/91	DEVILS, NHL	42	11	5	16	16
KUJAWINSKI, Ryan	6-2	200	L	Kirkland Lk., Ont.	3/30/95	Albany, AHL	52	5	5	10	37
LOKTIONOV, Andrei	5-11	190	L	Voskresensk, Rus.	5/30/90	HC Kladno, Czech Rep.	34	24	33	57	28
MATTEAU, Stefan	6-2	220	L	Chicago, IL	2/23/94	Dallas, NHL	34	14	12	26	20
OLESZ, Rostislav	6-2	215	L	Blilovec, Czech Rep.	10/10/85	Boston, NHL	11	2	7	9	2
PELLEY, Rod	5-11	200	L	Kitimat, B.C.	9/1/84	Albany, AHL	36	1	4	5	65
PESONEN, Harri	6-0	195	L	Muurame, Fin.	8/6/88	DEVILS, NHL	4	0	0	0	2
RYDER, Michael	6-1	200	R	St. John's, Nfld.	3/31/80	Albany, AHL	66	17	31	48	40
SESTITO, Tim	5-11	195	L	Rome, NY	8/28/84	Manchester, AHL	37	7	15	22	6
SISLO, Mike	5-11	195	R	Superior, WI	1/20/88	Albany, AHL	3	0	0	0	0
TEDENBY, Mattias	5-9	175	L	Vetlanda, Swe.	2/21/90	DEVILS, NHL	28	8	4	12	4
THOMSON, Ben	6-3	215	L	Brampton, Ont.	1/16/93	Russia, WC-A	7	0	1	1	0
WHITNEY, Joe	5-6	170	L	Reading, MA	2/6/88	Blainville-Bois, QMJHL	35	18	10	28	70
WOHLBERG, David	6-1	200	L	Southfield, MI	7/18/90	DEVILS, NHL	17	2	2	3	6
ZAJAC, Darcy	6-1	205	R	Winnipeg, Man.	9/23/86	Rockford, AHL	14	7	12	19	4
ZAJAC, Travis	6-3	205	R	Winnipeg, Man.	5/13/85	Norfolk, AHL	60	3	7	10	34
ZUBRUS, Dainius	6-5	225	L	Elektrėnai, Lit.	6/16/78	Albany, AHL	64	14	17	31	24
						DEVILS, NHL	4	0	0	0	2
						Dallas, NHL	19	6	8	14	8
						Montreal, NHL	27	10	11	21	8
						Albany, AHL	67	7	16	23	106
						DEVILS, NHL	6	0	0	0	2
						Albany, AHL	61	13	13	26	46
						Albany, AHL	37	10	9	19	12
						DEVILS, NHL	4	0	1	1	2
						Kitchener, OHL	67	15	17	32	119
						Albany, AHL	66	26	25	51	32
						Albany, AHL	36	4	5	9	26
						Albany, AHL	67	9	8	17	86
						DEVILS, NHL	48	7	13	20	22
						DEVILS, NHL	22	2	7	9	12

AD



2012-13 SEASON IN REVIEW

In 2012-13, forward Patrick Elias led the Devils in scoring for the eighth time.

2012-13 FINAL NHL STANDINGS

EASTERN CONFERENCE
ATLANTIC DIVISION

	GP	W	L	OT	GF	GA	PTS
PITTSBURGH	48	36	12	0	165	119	72
NY RANGERS	48	26	18	4	130	112	56
NY ISLANDERS	48	24	17	7	139	139	55
PHILADELPHIA	48	23	22	3	133	141	49
NEW JERSEY	48	19	19	10	112	129	48

NORTHEAST DIVISION

	GP	W	L	OT	GF	GA	PTS
MONTREAL	48	29	14	5	149	126	63
BOSTON	48	28	14	6	131	109	62
TORONTO	48	26	17	5	145	133	57
OTTAWA	48	25	17	6	116	104	56
BUFFALO	48	21	21	6	125	143	48

SOUTHEAST DIVISION

	GP	W	L	OT	GF	GA	PTS
WASHINGTON	48	27	18	3	149	130	57
WINNIPEG	48	24	21	3	128	144	51
CAROLINA	48	19	25	4	128	160	42
TAMPA BAY	48	18	26	4	148	150	40
FLORIDA	48	15	27	6	112	171	36

WESTERN CONFERENCE
CENTRAL DIVISION

	GP	W	L	OT	GF	GA	PTS
CHICAGO	48	36	7	5	155	102	77
ST. LOUIS	48	29	17	2	129	115	60
DETROIT	48	24	16	8	124	115	56
COLUMBUS	48	24	17	7	120	119	55
NASHVILLE	48	16	23	9	111	139	41

PACIFIC DIVISION

	GP	W	L	OT	GF	GA	PTS
ANAHEIM	48	30	12	6	140	118	66
LOS ANGELES	48	27	16	5	133	118	59
SAN JOSE	48	25	16	7	124	116	57
PHOENIX	48	21	18	9	125	131	51
DALLAS	48	22	22	4	130	142	48

NORTHWEST DIVISION

	GP	W	L	OT	GF	GA	PTS
VANCOUVER	48	26	15	7	127	121	59
MINNESOTA	48	26	19	3	122	127	55
EDMONTON	48	19	22	7	125	134	45
CALGARY	48	19	25	4	128	160	42
COLORADO	48	16	25	7	116	152	39

INDIVIDUAL SCORING LEADERS

PLAYER	TEAM	GP	G	A	PTS	+/-	PIM
MARTIN ST. LOUIS	TAMPA BAY	48	17	43	60	0	14
STEVEN STAMKOS	TAMPA BAY	48	29	28	57	4	32
ALEX OVECHKIN	WASHINGTON	48	32	24	56	2	36
SIDNEY CROSBY	PITTSBURGH	36	15	41	56	26	16
PATRICK KANE	CHICAGO	47	23	32	55	11	8
ERIC STAAL	CAROLINA	48	18	35	53	5	54
CHRIS KUNITZ	PITTSBURGH	48	22	30	52	30	39
PHIL KESSEL	TORONTO	48	20	32	52	3	18
TAYLOR HALL	EDMONTON	45	16	34	50	5	33

THREE PLAYERS WITH 49 POINTS

DEFENSEMEN SCORING LEADERS

PLAYER	TEAM	GP	G	A	PTS	+/-	PIM
P.K. SUBBAN	MONTREAL	42	11	27	38	12	57
KRIS LETANG	PITTSBURGH	35	5	33	38	16	8
RYAN SUTER	MINNESOTA	48	4	28	32	2	24
ANDREI MARKOV	MONTREAL	48	10	20	30	9	14
KEITH YANDLE	PHOENIX	48	10	20	30	4	54

ROOKIE SCORING LEADERS

PLAYER	TEAM	GP	G	A	PTS	+/-	PIM
NAIL YAKUPOV	EDMONTON	48	17	14	31	4	24
JONATHAN HUBERDEAU	FLORIDA	48	14	17	31	15	18
CORY CONACHER	TB-OTT	47	11	18	29	3	20
BRENDAN GALLAGHER	MONTREAL	44	15	13	28	10	33

THREE PLAYERS WITH 27 POINTS

INDIVIDUAL LEADERS

GOAL SCORING	ASSISTS
OVECHKIN WSH 32	ST. LOUIS TB 43
STAMKOS TB 29	CROSBY PIT 41
TAVARES NYI 28	BACKSTROM WSH 40

POWER PLAY GOALS

POWER PLAY GOALS	SHORT HAND GOALS
OVECHKIN WSH 16	KOVALCHUK NJ 4
STAMKOS TB 10	LANDESKOG COL 3
FOUR PLAYERS WITH 9	GETZLAF ANA 3

POWER PLAY ASSISTS

POWER PLAY ASSISTS	SHORT HAND ASSISTS
RIBEIRO WSH 21	STEMPNIAK CGY 4
SUBBAN MTL 19	DATSYUK DET 3
ZETTERBERG DET 19	STEPAN NYR 3
THORNTON SJ 19	SHORT HAND POINTS

POWER PLAY POINTS

POWER PLAY POINTS	SHORT HAND POINTS
OVECHKIN WSH 27	KOVALCHUK NJ 4
RIBEIRO WSH 27	STEPAN NYR 4
SUBBAN MTL 26	STEMPNIAK CGY 4

GAME WINNING GOALS

GAME WINNING GOALS	GAME DETERMINING GOALS
CARTER LA 8	KANE CHI 3
FOUR PLAYERS WITH 6	PERRY ANA 3
	15 PLAYERS WITH 2

SHOTS

SHOTS	PLUS/MINUS
OVECHKIN WSH 220	DUPUIS PIT 31
KANE WPG 190	KUNITZ PIT 30
PARISE MIN 182	TOEWS CHI 28
CLARKSON NJ 180	PENALTY MINUTES

SHOOTING PCTG. (48 SHOTS)

SHOOTING PCTG. (48 SHOTS)	SHOOTING PCTG. (48 SHOTS)
BERGLUND STL 23.0	ORR TOR 155
BOURQUE NSH 22.0	NEIL OTT 144
MORROW PIT 21.8	BROWN EDM 123

GOALTENDING

GOALS AGAINST AVG. (14 GPI)
ANDERSON OTT 1.69
BERNIER LA 1.88
EMERY CHI 1.94
CRAWFORD CHI 1.94
RASK BOS 2.00
BOBROVSKY CBJ 2.00

WINS

WINS
BACKSTROM MIN 24
LUNDQVIST NYR 24
NIEMI SJ 24
FLEURY PIT 23
HOLTBY WSH 23
NABOKOV NYI 23

SAVE PERCENTAGE (14 GPI)

SAVE PERCENTAGE (14 GPI)
ANDERSON OTT .941
BOBROVSKY CBJ .932
RASK BOS .929
SCHNEIDER VAN .927
LUNDQVIST NYR .926
CRAWFORD CHI .926

SHUTOUTS

SHUTOUTS
SCHNEIDER VAN 5
SMITH PHX 5
RASK BOS 5
RINNE NSH 5
HOWARD DET 5

FIVE PLAYERS WITH 4

NEW JERSEY DEVILS

19-19-10=48 PTS. (.500); 5TH PLACE, ATLANTIC DIVISION/11TH PLACE, EASTERN CONFERENCE

PLAYER	GP	G	A	PTS	+/-	PIM	PP	SH	GW	OT	S	PCTG
PATRIK ELIAS	48	14	22	36	5	22	5	1	0	0	118	11.9
ILYA KOVALCHUK	37	11	20	31	6	18	2	4	5	1	123	8.9
DAVID CLARKSON	48	15	9	24	6	78	6	0	5	0	180	8.3
TRAVIS ZAJAC	48	7	13	20	5	22	1	1	1	0	82	8.5
MAREK ZIDLUCKY	48	4	15	19	12	38	1	0	0	0	101	4.0
STEVE SULLIVAN	33	5	7	12	8	20	2	0	0	0	48	10.4
PHX	9	2	3	5	4	4	2	0	1	0	13	15.4
NJ	42	7	10	17	12	24	4	0	1	0	61	11.5
TOTAL	42	11	5	16	3	16	3	2	2	0	78	14.1
ADAM HENRIQUE	48	4	12	16	12	20	2	1	1	0	63	6.3
ANDY GREENE	47	8	7	15	7	17	2	0	1	0	88	9.1
STEVE BERNIER	44	6	9	15	2	31	0	1	1	0	63	9.5
RYAN CARTER	48	4	10	14	2	14	0	0	0	0	58	6.9
STEPHEN GIONTA	28	8	4	12	2	4	1	0	0	0	47	17.0
ANDREI LOKTIONOV	12	2	0	2	2	6	0	0	1	0	10	20.0
ALEXEI PONIKAROVSKY	30	2	5	7	1	8	0	0	0	0	41	4.9
WPG	42	4	5	9	1	14	0	0	1	0	51	7.8
NJ	22	2	7	9	3	12	0	0	0	0	22	9.1
TOTAL	16	1	1	2	4	2	0	0	0	0	19	5.3
DAINIUS ZUBRUS	13	2	2	4	1	6	0	0	0	0	14	14.3
MATT D'AGOSTINI	29	3	3	6	5	8	0	0	0	0	33	9.1
STL	31	1	5	6	6	16	0	1	0	0	34	2.9
NJ	37	0	6	6	4	12	0	0	0	0	30	.0
TOTAL	23	2	3	5	8	6	1	0	0	0	36	5.6
MARK FAYNE	37	1	4	5	1	37	0	0	0	0	38	2.6
ADAM LARSSON	25	1	3	4	0	10	0	0	0	0	22	4.5
PETER HARROLD	17	1	2	3	1	6	0	0	0	0	22	4.5
ANTON VOLCHENKOV	22	1	2	3	10	2	0	0	0	0	20	5.0
HENRIK TALLINDER	14	1	1	2	6	0	1	0	0	0	13	7.7
STEFAN MATTEAU	39	0	2	2	12	22	0	0	0	0	29	.0
JACOB JOSEFSON	15	1	0	1	0	18	0	0	0	0	13	7.7
BOBBY BUTLER	2	0	1	1	1	0	0	0	0	0	0	.0
BRYCE SALVADOR	4	0	1	1	0	2	0	0	0	0	2	.0
TOM KOSTOPOULOS	1	0	0	0	1	0	0	0	0	0	1	.0
MATT ANDERSON	1	0	0	0	1	0	0	0	0	0	0	.0
MATTIAS TEDEBY	4	0	0	0	1	2	0	0	0	0	2	.0
ERIC GELINAS	1	0	0	0	1	0	0	0	0	0	1	.0
ALEXANDER URBOM	4	0	0	0	1	2	0	0	0	0	3	.0
CAM JANSEN	6	0	0	0	1	2	0	0	0	0	4	.0
HARRI PESONEN	22	0	0	0	1	44	0	0	0	0	4	.0
TIM SESTITO												
KRYS BARCH												

GOALTENDER	GPI	MINS	AVG	W	L	OT	EN	SO	GA	SA	SV %	G	A	PIM
JEFF FRAZEE	1	19	0.00	0	0	0	1	0	0	3	1.000	0	0	0
MARTIN BRODEUR	29	1757	2.22	13	9	7	2	2	65	654	.901	1	2	0
KEITH KINKAID	1	26	2.31	0	0	0	1	0	1	13	.923	0	0	0
JOHAN HEDBERG	19	1108	2.76	6	10	3	1	1	51	435	.883	0	1	4
NEW JERSEY TOTALS	48	2938	2.49	19	19	10	5	3	122	1110	.890			

PLAYER		EVEN			PP			SH			PLAYER		EVEN			PP			SH		
		G	A	PTS	G	A	PTS	G	A	PTS			G	A	PTS	G	A	PTS	G	A	PTS
ELIAS		8	13	21	5	9	14	1	0	1	LARSSON		0	6	6	0	0	0	0	0	0
KOVALCHUK		5	8	13	2	12	14	4	0	4	HARROLD		1	1	2	1	2	3	0	0	0
CLARKSON		9	7	16	6	2	8	0	0	0	VOLCHENKOV		1	4	5	0	0	0	0	0	0
ZAJAC		5	10	15	1	3	4	1	0	1	TALLINDER		1	2	3	0	1	1	0	0	0
ZIDLUCKY		3	5	8	1	10	11	0	0	0	MATTEAU		1	2	3	0	0	0	0	0	0
SULLIVAN	PHX	3	3	6	2	4	6	0	0	0	JOSEFSON		1	2	3	0	0	0	0	0	0
	NJ	0	3	3	2	0	2	0	0	0	BRODEUR		0	1	1	1	2	0	0	0	0
	TOT	3	6	9	4	4	8	0	0	0	BUTLER	NJ	0	0	0	1	1	2	0	0	0
HENRIQUE		6	3	9	3	1	4	2	1	3	SALVADOR		0	2	2	0	0	0	0	0	0
GREENE		1	8	9	2	4	6	1	0	1	KOSTOPOULOS		1	0	1	0	0	0	0	0	0
BERNIER		6	5	11	2	2	4	0	0	0	ANDERSON		0	1	1	0	0	0	0	0	0
CARTER		5	7	12	0	0	0	1	2	3	TEDENBY		0	1	1	0	0	0	0	0	0
GIONTA		4	9	13	0	0	0	0	1	1	HEDBERG		0	1	1	0	0	0	0	0	0
LOKTIONOV		7	2	9	1	2	3	0	0	0	GELINAS		0	0	0	0	0	0	0	0	0
PONIKAROV	WPG	2	0	2	0	0	0	0	0	0	URBOM		0	0	0	0	0	0	0	0	0
	NJ	2	5	7	0	0	0	0	0	0	FRAZEE		0	0	0	0	0	0	0	0	0
	TOT	4	5	9	0	0	0	0	0	0	KINKAID		0	0	0	0	0	0	0	0	0
ZUBRUS		2	5	7	0	0	0	0	2	2	JANSSEN		0	0	0	0	0	0	0	0	0
D'AGOSTINI	STL	1	1	2	0	0	0	0	0	0	PESONEN		0	0	0	0	0	0	0	0	0
	NJ	2	1	3	0	1	1	0	0	0	SESTITO		0	0	0	0	0	0	0	0	0
	TOT	3	2	5	0	1	1	0	0	0	BARCH		0	0	0	0	0	0	0	0	0
FAYNE	0	5	5	0	0	0	1	0	1	0											

2012-13 SEASON

Legend: ND=Devils, BB=Boston, BS=Buffalo, CH=Carolina, FP=Florida, MC=Montreal, NI=NY Islanders, NR=NY Rangers, OS=Ottawa, PF=Philadelphia, PP=Pittsburgh, TL=Tampa Bay, TM=Toronto, WC=Washington, WJ=Winnipeg
Standings reflect points after games of date played; 1st, 2nd and 3rd = 1st place teams in Atlantic, Northeast & Southeast Divisions.

JAN	1ST	2ND	3RD	4TH	5TH	6TH	7TH	8TH	9TH	10TH	11TH	12TH	13TH	14TH	15TH
1	-	-	-	-	-	-	-	-	-	-	-	-	-	-	-
2	-	-	-	-	-	-	-	-	-	-	-	-	-	-	-
3	-	-	-	-	-	-	-	-	-	-	-	-	-	-	-
4	-	-	-	-	-	-	-	-	-	-	-	-	-	-	-
5	-	-	-	-	-	-	-	-	-	-	-	-	-	-	-
6	-	-	-	-	-	-	-	-	-	-	-	-	-	-	-
7	-	-	-	-	-	-	-	-	-	-	-	-	-	-	-
8	-	-	-	-	-	-	-	-	-	-	-	-	-	-	-
9	-	-	-	-	-	-	-	-	-	-	-	-	-	-	-
10	-	-	-	-	-	-	-	-	-	-	-	-	-	-	-
11	-	-	-	-	-	-	-	-	-	-	-	-	-	-	-
12	-	-	-	-	-	-	-	-	-	-	-	-	-	-	-
13	-	-	-	-	-	-	-	-	-	-	-	-	-	-	-
14	-	-	-	-	-	-	-	-	-	-	-	-	-	-	-
15	-	-	-	-	-	-	-	-	-	-	-	-	-	-	-
16	-	-	-	-	-	-	-	-	-	-	-	-	-	-	-
17	-	-	-	-	-	-	-	-	-	-	-	-	-	-	-
18	-	-	-	-	-	-	-	-	-	-	-	-	-	-	-
19	FP2	OS2	PP2	TL2	BB2	TM2	ND2	8W/0	-	-	-	-	-	-	-
20	PP4	FP2	OS2	TL2	BS2	BB2	TM2	ND2	7W/0	-	-	-	-	-	-
21	OS4	PP4	TL2	BS4	BB4	ND2	NI2	TM2	FP2	WJ1	5W/0	-	-	-	-
22	OS4	PP4	TL4	ND4	BS4	BB4	WJ3	TM2	MC2	NI2	FP2	4W/0	-	-	-
23	BB5	ND4	TL4	OS4	BS4	TM4	PP4	WJ3	MC2	NI2	FP2	NR2	3W/0	-	-
24	OS6	ND4	TL4	BB5	NI4	MC4	PP4	BS4	TM4	WJ3	CH2	PF2	NR2	FP2	WC0
25	BB7	ND6	TL6	OS6	WJ5	MC4	NI4	CH4	TM4	BS4	PP4	PF2	NR2	FP2	WC1
26	BB7	ND6	TL6	OS6	WJ5	MC4	CH4	PP4	BS4	NI4	PF4	NR4	TM4	FP2	WC1
27	TL8	ND7	BB7	OS7	WJ7	MC6	PP6	NI5	CH4	NR4	BS4	TM4	PF4	WC3	FP2
28	BB9	TL8	ND7	OS7	WJ7	MC6	PP6	NI5	NR4	CH4	BS4	TM4	PF4	WC3	FP2
29	BB11	TL10	ND8	OS9	MC8	NI7	WJ7	NR6	TM6	PP6	BS5	CH4	PF4	WC3	FP2
30	BB11	TL10	ND8	OS11	MC8	NI7	WJ7	NR6	TM6	PP6	BS5	CH4	PF4	WC3	FP2
31	OS11	TL10	ND9	BB11	NI9	MC8	TM8	PP8	BS7	WJ7	NR6	CH4	PF4	FP4	WC3

JANUARY RECORDS:

Boston	5-1-1=11	Montreal	4-2-0=8	NY Rangers	3-4-0=6
Ottawa	5-1-1=11	Pittsburgh	4-3-0=8	Carolina	2-3-0=4
Tampa Bay	5-1-0=10	Toronto	4-3-0=8	Florida	2-5-0=4
NY Islanders	4-2-1=9	Buffalo	3-3-1=7	Philadelphia	2-5-0=4
New Jersey	3-0-3=9	Winnipeg	3-3-1=7	Washington	1-5-1=3

FEB	1ST	2ND	3RD	4TH	5TH	6TH	7TH	8TH	9TH	10TH	11TH	12TH	13TH	14TH	15TH
1	TL12	BB11	ND9	OS11	NI9	MC8	TM8	PP8	BS7	WJ7	CH6	NR6	WC5	FP4	FP4
2	BB13	TL12	PP10	OS11	MC10	NI9	ND9	TM8	NR8	BS7	WJ7	CH6	PF6	WC5	FP4
3	BB13	TL12	PP12	MC12	ND11	OS11	NI9	TM8	NR8	WJ7	BS7	CH6	FP6	PF6	WC5
4	BB13	TL12	PP12	MC12	ND11	OS11	NI9	CH8	NR8	TM8	WJ7	BS7	FP6	PF6	WC5
5	PP14	BB13	TL12	ND13	OS13	MC12	TM10	NI9	WJ9	CH8	NR8	PF8	FP7	BS7	WC5
6	BB15	PP14	TL12	ND13	OS13	MC12	TM10	NI9	WJ9	CH8	NR8	PF8	FP7	BS7	WC5
7	PP16	BB15	TL12	ND15	OS14	MC13	TM12	CH10	NR10	NI9	WJ9	FP9	PF9	BS9	WC5

FEB	1ST	2ND	3RD	4TH	5TH	6TH	7TH	8TH	9TH	10TH	11TH	12TH	13TH	14TH	15TH
8	PP16	BB15	TL12	ND15	OS14	MC13	TM12	CH10	NR10	NI9	WJ9	FP9	PF9	BS9	WC5
9	ND17	BB15	TL12	PP16	TM14	OS14	MC13	CH11	WJ11	BS11	NR10	NI9	FP9	WC7	
10	ND19	BB17	TL12	PP16	TM14	OS14	MC13	NR12	CH11	WJ11	PF11	BS11	NI9	FP9	WC7
11	ND19	BB17	CH13	TM16	PP16	OS14	MC13	NR12	TL12	WJ11	PF11	BS11	FP9	NI9	WC7
12	ND19	BB18	CH15	TM16	OS16	PP16	MC15	NR14	TL13	PF13	WJ11	BS11	FP10	NI9	WC9
13	ND19	BB18	CH15	PP18	TM16	OS16	MC15	NR14	TL13	PF13	WJ11	BS11	FP10	NI9	WC9
14	ND19	BB18	CH17	PP18	MC17	TM16	OS16	NR15	TL13	PF13	WJ11	NI11	FP11	WC11	BS11
15	ND21	BB18	CH17	PP20	MC17	TM16	OS16	NR15	TL13	PF13	BS13	WJ11	NI11	FP11	WC11
16	ND21	MC19	CH17	PP20	BB18	TM18	OS16	NR15	TL15	NI13	BS13	PF13	FP12	WJ11	WC11
17	PP22	BB20	CH17	ND21	MC19	TM18	NR17	OS16	TL15	NI13	PF13	BS13	FP12	WJ11	WC11
18	PP22	MC21	CH17	ND22	BB20	TM20	OS18	NR17	TL15	PF15	NI13	BS13	FP12	WJ11	WC11
19	MC23	PP22	CH17	ND22	BB20	TM20	OS20	TL17	NR17	PF15	WJ13	NI13	BS13	FP12	WC11
20	MC23	ND22	CH17	PP22	BB20	TM20	OS20	TL17	NR17	PF17	WJ13	NI13	BS13	FP12	WC11
21	MC24	ND24	CH17	BB22	PP22	TM22	OS22	NR18	TL17	PF17	WJ15	NI15	FP14	BS13	WC11
22	MC24	ND24	CH17	PP24	BB22	TM22	OS22	NR18	TL17	PF17	WJ15	NI15	FP14	BS13	WC11
23	MC26	PP24	TL19	ND24	OS24	BB22	TM22	PF19	NR18	CH17	NI17	WJ15	FP14	WC13	BS13
24	MC26	PP26	CH19	BB24	ND24	OS24	TM22	TL19	PF19	NR18	WJ17	NI17	FP14	WC13	BS13
25	MC27	PP26	CH19	OS26	BB24	ND24	TM24	TL19	PF19	NR18	WJ17	NI17	FP14	WC13	BS13
26	MC27	PP26	CH19	BB26	OS26	ND24	TM24	TL19	WJ19	PF19	NR18	NI17	FP16	WC15	BS15
27	MC29	PP26	CH19	BB26	OS26	ND24	TM24	PF21	TL19	WJ19	NR18	NI17	FP16	WC15	BS15
28	MC29	PP26	CH21	BB28	OS27	TM26	ND24	WJ21	PF21	NR20	TL19	NI18	FP17	BS17	WC15

FEBRUARY RECORDS:

Montreal	9-2-3=21	Philadelphia	8-6-1=17	Florida	4-4-5=13
Pittsburgh	9-5-0=18	Ottawa	7-5-2=16	Washington	6-6-0=12
Toronto	9-6-0=18	New Jersey	7-6-1=15	Buffalo	5-9-0=10
Boston	8-1-1=17	Winnipeg	7-6-0=14	NY Islanders	4-9-1=9
Carolina	8-5-1=17	NY Rangers	6-4-2=14	Tampa Bay	4-9-1=9

MAR	1ST	2ND	3RD	4TH	5TH	6TH	7TH	8TH	9TH	10TH	11TH	12TH	13TH	14TH	15TH
1	MC29	PP26	CH21	BB28	OS27	TM26	ND24	WJ21	PF21	NR20	TL19	NI18	FP17	BS17	WC15
2	BB30	PP28	CH23	MC30	OS27	TM26	ND25	PF23	WJ21	NR20	TL19	BS19	NI18	WC17	FP17
3	MC32	PP28	CH25	BB30	OS28	TM26	ND25	PF23	NR22	WJ21	NI20	BS20	TL19	WC17	FP17
4	MC32	PP30	CH25	BB30	TM28	OS28	ND25	PF23	NR22	WJ21	NI20	BS20	TL19	WC17	FP17
5	MC32	PP30	CH27	BB31	TM28	OS28	ND25	NR24	PF23	NI22	WJ21	TL21	BS20	WC19	FP19
6	MC32	PP30	CH27	BB31	TM30	OS28	ND25	NR24	PF23	NI22	WJ21	TL21	BS20	WC19	FP19
7	MC34	PP32	CH27	BB33	TM30	OS28	ND27	NR26	WJ23	NI23	PF23	WC21	TL21	BS21	FP19
8	MC34	PP32	CH27	BB33	TM30	OS30	ND27	NR26	WJ25	NI23	PF23	WC21	TL21	BS21	FP20
9	MC36	PP34	CH29	BB35	TM31	OS30	ND27	NR26	WJ25	NI25	PF23	WC21	TL21	BS21	FP20
10	MC38	PP36	CH29	BB35	TM31	OS30	ND29	NR28	WJ26	NI25	PF25	WC21	TL21	BS21	FP20
11	MC38	PP36	CH29	BB35	TM31	OS31	ND29	NR28	WJ26	NI25	PF25	WC21	TL21	BS21	FP20
12	MC38	PP38	CH31	BB37	OS31	TM31	ND29	NR28	WJ28	NI25	PF25	TL23	BS23	WC21	FP20
13	MC40	PP38	CH31	BB37	OS32	TM31	ND31	NR28	WJ28	NI25	PF25	TL23	BS23	WC21	FP20
14	MC40	PP40	CH31	BB39	OS32	ND31	TM31	WJ30	NR28	NI27	PF25	WC23	TL23	BS23	FP20
15	MC40	PP40	CH31	BB39	OS32	ND32	TM31	WJ30	NR28	NI27	PF27	WC23	TL23	BS23	FP20
16	MC42	PP42	WJ32	BB41	OS34	TM32	ND32	CH31	NI29	NR28	PF27	TL25	BS24	WC23	FP20
17	PP44	MC42	WJ32	BB41	OS36	TM32	ND32	CH31	NI29	NR28	PF27	TL25	WC25	BS24	FP20
18	PP44	MC42	CH32	BB41	OS36	TM32	ND32	NR30	NI29	TL27	PF27	WC25	BS24	FP20	
19	PP46	MC43	WJ34	BB41	OS38	CH32	TM32	NR32	ND32	NI29	TL27	PF27	BS26	WC25	FP22
20	PP46	MC43	WJ34	BB41	OS38	TM34	CH32	NR32	ND32	NI29	TL27	PF27	BS26	WC25	FP22
21	PP46	MC45	WJ34	BB43	OS38	TM35	ND34	CH32	NR32	NI29	BS28	TL27	WC27	PF27	FP24
22	PP48	MC45	WJ34	BB43	OS38	TM35	ND34	CH32	NR32	WC29	NI29	BS28	TL27	PF27	FP24
23	PP48	MC45	WJ34	BB43	OS40	TM37	ND36	CH32	NR32	BS30	WC29	NI29	PF27	TL27	FP24

2012-13 SEASON (CONT.)

Legend: ND=Devils, BB=Boston, BS=Buffalo, CH=Carolina, FP=Florida, MC=Montreal, NI=NY Islanders, NR=NY Rangers, OS=Ottawa, PF=Philadelphia, PP=Pittsburgh, TL=Tampa Bay, TM=Toronto, WC=Washington, WJ=Winnipeg
Standings reflect points after games of date played; 1st, 2nd and 3rd = 1st place teams in Atlantic, Northeast & Southeast Divisions.

MAR	1ST	2ND	3RD	4TH	5TH	6TH	7TH	8TH	9TH	10TH	11TH	12TH	13TH	14TH	15TH
24	PP50	MC45	WJ36	BB43	OS40	TM37	ND36	NR33	CH32	WC31	NI31	BS30	PF28	TL27	FP24
25	PP50	MC45	WJ36	BB45	OS42	TM38	ND37	NR33	CH32	WC31	NI31	BS30	PF28	TL27	FP24
26	PP52	BB45	WJ38	MC45	OS42	TM40	ND37	NR35	NI33	CH32	WC31	BS30	TL29	PF28	FP24
27	PP52	MC47	WJ38	BB46	OS42	TM40	ND37	NR35	NI33	CH32	WC31	BS30	TL29	PF28	FP24
28	PP54	MC47	WJ38	BB46	OS44	TM42	ND37	NR35	NI35	CH32	WC31	BS31	TL29	PF29	FP26
29	PP54	MC47	WJ38	BB46	OS44	TM42	ND38	NR35	NI35	CH32	WC31	TL31	BS31	PF29	FP26
30	PP56	MC49	WJ38	BB46	OS44	TM44	ND39	NR35	NI35	CH34	WC33	BS32	TL31	PF31	FP28
31	PP56	MC49	WJ38	BB48	OS44	TM44	ND39	NR35	NI35	CH34	WC34	PF33	BS32	TL31	FP28

MARCH RECORDS:

Pittsburgh	15-0-0=30	NY Islanders	8-5-1=17	New Jersey	5-5-5=15
Montreal	9-3-2=20	Winnipeg	8-7-1=17	Carolina	6-7-1=13
Boston	9-6-2=20	Ottawa	7-4-3=17	Tampa Bay	6-8-0=12
Washington	9-6-1=19	NY Rangers	7-7-1=15	Philadelphia	5-6-2=12
Toronto	7-3-4=18	Buffalo	5-5-5=15	Florida	5-10-1=11

APR	1ST	2ND	3RD	4TH	5TH	6TH	7TH	8TH	9TH	10TH	11TH	12TH	13TH	14TH	15TH
1	PP56	MC51	WJ38	BB48	OS44	TM44	ND39	NR37	NI37	CH34	WC34	PF33	BS32	TL31	FP28
2	PP56	MC51	WJ38	BB50	TM44	OS44	ND39	NI39	NR37	WC36	CH34	BS34	PF33	TL32	FP30
3	PP56	MC51	WJ38	BB50	TM44	OS44	NR39	ND39	NI39	WC36	PF35	CH34	BS34	TL32	FP30
4	PP56	MC53	WC38	BB52	OS44	TM44	NI40	NR39	ND39	WJ38	PF37	CH34	TL34	BS34	FP30
5	PP58	MC53	WC38	BB52	TM44	OS44	NR40	NI40	ND39	WJ38	PF37	BS36	CH34	TL34	FP30
6	PP58	MC55	WC40	BB52	TM46	OS44	NR42	NI42	WJ40	ND39	PF37	BS36	CH34	TL34	FP30
7	PP58	MC55	WC42	BB52	TM46	OS44	NR42	NI42	ND40	WJ40	BS38	PF37	CH34	TL34	FP32
8	PP58	MC55	WC42	BB54	TM48	OS44	NR42	NI42	ND40	WJ40	BS38	PF37	CH34	TL34	FP32
9	PP60	MC55	WC44	BB54	TM48	OS44	NI44	NR42	WJ42	ND40	BS38	PF37	TL36	CH34	FP32
10	PP60	BB56	WC44	MC55	TM49	OS44	NI44	NR44	WJ42	ND40	BS38	PF37	TL36	CH34	FP32
11	PP62	MC57	WC46	BB56	TM49	OS46	NI46	NR44	WJ44	ND40	BS38	PF37	TL36	CH34	FP32
12	PP62	MC57	WC46	BB56	TM49	OS48	NI46	NR44	WJ44	ND40	BS38	PF37	TL36	CH34	FP32
13	PP64	MC57	WC48	BB56	TM51	OS48	NI47	NR46	WJ44	ND40	BS40	TL37	PF37	CH36	FP32
14	PP64	MC57	WC48	BB56	TM51	OS48	NI47	NR46	WJ44	BS42	ND40	PF37	TL37	CH36	FP32
15	PP64	MC57	WC48	BB56	TM53	OS48	NI47	NR46	WJ44	BS42	ND40	PF39	TL37	CH36	FP32
16	PP64	MC57	WC50	BB56	TM53	OS50	NI49	NR46	WJ46	BS42	PF41	ND40	TL38	CH36	FP32
17	PP66	BB57	WC50	MC57	TM53	OS50	NI49	NR46	WJ46	BS44	PF41	ND40	TL38	CH36	FP32
18	PP66	MC59	WC50	BB57	TM53	OS52	NI51	NR48	WJ48	BS44	ND42	PF41	TL38	CH37	FP32
19	PP66	MC59	WC50	BB57	TM53	OS52	NI51	NR50	WJ48	BS44	ND42	PF41	TL38	CH37	FP32
20	PP68	MC59	WC52	BB57	TM55	NI53	OS52	NR50	WJ49	ND44	BS44	PF43	TL38	CH37	FP32
21	PP68	BB59	WC52	MC59	TM55	NI53	OS52	NR52	WJ49	ND44	BS44	PF43	CH39	TL38	FP32
22	PP70	BB59	WC52	MC59	TM55	NI53	NR52	OS52	WJ51	ND44	BS44	PF43	CH39	TL38	FP32
23	PP70	BB59	WC54	MC59	TM55	NI54	OS52	NR52	WJ51	ND46	BS46	PF45	CH41	TL38	FP34
24	PP70	BB59	WC54	MC59	TM55	NI54	OS52	NR52	WJ51	ND46	BS46	PF45	CH41	TL40	FP34
25	PP70	BB61	WC55	MC61	TM57	OS54	NR54	NI54	WJ51	ND48	PF47	BS46	CH42	TL40	FP34
26	PP70	BB61	WC55	MC61	TM57	NI55	OS54	NR54	WJ51	ND48	BS48	PF47	CH42	TL40	FP34
27	PP72	MC63	WC57	BB62	TM57	NR56	NI55	OS54	WJ51	PF49	ND48	BS48	CH42	TL40	FP36
28	PP72	MC63	WC57	BB62	TM57	NR56	OS56	NI55	WJ51	PF49	ND48	BS48	CH42	TL40	FP36

APRIL RECORDS:

Washington	11-1-1=23	Philadelphia	8-5-0=16	Ottawa	6-7-0=12
NY Rangers	10-3-1=21	Montreal	7-7-0=14	New Jersey	4-8-1=9
NY Islanders	8-1-4=20	Boston	6-6-2=14	Tampa Bay	3-8-3=9
Buffalo	8-4-0=16	Toronto	6-5-1=13	Florida	4-8-0=8
Pittsburgh	8-4-0=16	Winnipeg	6-5-1=13	Carolina	3-10-2=8

TEAM NOTES:

Pittsburgh: Clinched playoff berth April 7 with New Jersey's 3-2 SO loss at Buffalo; clinched Atlantic Division/home-ice advantage in first two rounds April 9 with 5-3 win at Carolina; clinched Eastern Conference/home-ice advantage in first three rounds April 20 with 3-2 win at Boston...**Montreal:** Clinched playoff berth April 11 with 5-1 win at Buffalo; clinched home-ice advantage in first round April 25 with 4-2 win at Winnipeg; clinched Northeast Division/home-ice advantage in first two rounds April 28 with Boston's 4-2 loss vs. Ottawa...**Washington:** Clinched Southeast Division/home-ice advantage in first round April 23 with 5-3 win vs. Winnipeg...**Boston:** Clinched playoff berth April 17 with 3-2 SO loss vs. Buffalo; clinched home-ice advantage in first round April 24 with Toronto's 5-2 loss at Tampa Bay...**Toronto:** Clinched playoff berth April 20 with 4-1 win at Ottawa...**NY Rangers:** Clinched playoff berth April 25 with 4-3 OT win at Carolina...**Ottawa:** Clinched playoff berth April 25 with 2-1 OT win at Washington...**NY Islanders:** Clinched playoff berth April 23 with 4-3 SO loss at Carolina and Winnipeg's 5-3 loss at Washington.

DATE NOTES:

April 7: Pittsburgh clinched playoff berth with New Jersey's 3-2 SO loss at Buffalo...**April 9:** Pittsburgh clinched Atlantic Division/home-ice advantage in first two rounds with 5-3 win at Carolina...**April 11:** Montreal clinched playoff berth with 5-1 win at Buffalo...**April 17:** Boston clinched playoff berth with 3-2 SO loss vs. Carolina...**April 20:** Pittsburgh clinched Eastern Conference/home-ice advantage in first three rounds with 3-2 win at Boston...Toronto clinched playoff berth with 4-1 win at Ottawa...**April 23:** Washington clinched Southeast Division/home-ice advantage in first round win 5-3 win vs. Winnipeg; NY Islanders clinched playoff berth with 4-3 SO loss at Carolina and Winnipeg's 5-3 loss at Washington...**April 24:** Boston clinched home-ice advantage in first round with Toronto's 5-2 loss at Tampa Bay...**April 25:** Montreal clinched home-ice advantage in first round with 4-2 win at Winnipeg; Ottawa clinched playoff berth with 2-1 OT win at Washington; NY Rangers clinched playoff berth with 4-3 OT win at Carolina...**April 28:** Montreal clinched Northeast Division/home-ice advantage in first two rounds with Boston's 4-2 loss vs. Ottawa.

THREE-OR-MORE CONSECUTIVE DIVISION CHAMPIONSHIPS
Since 1967-68

Team	No.	Seasons	Division
Que./Col.	9	1994-95 to 2002-03	Northeast-1/Pacific-3/Northwest-5
Detroit	8	2000-01 to 2008-09	Central
Montreal	8	1974-75 to 1981-82	Norris-7/Adams-1
Edmonton	6	1981-82 to 1986-87	Smythe
Vancouver	*5	2008-09 to 2012-13	Northwest
Dallas	5	1996-97 to 2000-01	Central-2/Pacific-3
San Jose	4	2007-08 to 2010-11	Pacific
Washington	4	2007-08 to 2010-11	Southeast
Boston	4	1975-76 to 1978-79	Adams
Philadelphia	4	1973-74 to 1976-77	West-1/Patrick-3
Chicago	4	1969-70 to 1972-73	East-1/West-3
DEVILS	3	1996-97 to 1998-99	Atlantic
Detroit	3	1993-94 to 1995-96	Central
Calgary	3	1987-88 to 1989-90	Smythe
Philadelphia	3	1984-85 to 1986-87	Patrick
Chicago	3	1977-78 to 1979-80	Smythe

*Current streak

GAME	DATE	OPPONENT	RESULT	RECORD	GOALTENDER(S)	GOAL SCORER(S)	OVERALL GF-GA	SF-SA	PP	OPP PP
1.	01/19	@ NY Islanders	W 2-1	1-0-0=2	Brodeur	Zajac, Clarkson(GW)	2-1	28-19	0-2	1-4
2.	01/22	Philadelphia	W 3-0	2-0-0=4	Brodeur	Zajac(GW), Clarkson(PP), Kovalchuk(SH/PS)	5-1	26-24	1-7	0-6
3.	01/25	Washington	Wo 3-2	3-0-0=6	Brodeur	Gionta, Elias(PP), Kovalchuk(OT)	8-3	35-28	1-6	1-8
4.	01/27	@ Montreal	Lo 3-4	3-0-1=7	Brodeur	Elias, Clarkson(PP), Zubrus	11-7	25-32	1-4	1-5
5.	01/29	@ Boston	Ls 1-2	3-0-2=8	Hedberg	Clarkson(PP)	12-9	26-28	1-5	0-3
6.	01/31	NY Islanders	Lo 4-5	3-0-3=9	Brodeur	Bernier, Carter, Tallinder, Henrique	16-14	32-35	0-5	3-4
7.	02/02	@ Pittsburgh	L 1-5	3-1-3=9	Brodeur	Greene(SH)	17-19	16-30	0-2	0-3
8.	02/03	@ NY Islanders	W 3-0	4-1-3=11	Hedberg	Bernier-2(PP)(GW)(EV), Clarkson(EN)	20-19	27-22	1-3	0-7
9.	02/05	NY Rangers	W 3-1	5-1-3=13	Brodeur	Henrique, Clarkson-2(EV)(PP)(GW)	23-20	22-25	1-4	0-5
10.	02/07	Tampa Bay	W 4-2	6-1-3=15	Brodeur	Henrique, Kovalchuk(SH), Greene(PP)(GW), Elias(PP)	27-22	27-19	2-4	0-4
11.	02/09	Pittsburgh	W 3-1	7-1-3=17	Brodeur	Matteau, Henrique(PP)(GW), Butler(PP)	30-23	28-25	2-10	1-6
12.	02/10	@ Pittsburgh	W 3-1	8-1-3=19	Hedberg	Clarkson-2(EV)(PP), Kovalchuk(GW)	33-24	23-24	1-1	1-3
13.	02/12	Carolina	L 2-4	8-2-3=19	Brodeur	Kovalchuk(PP), Carter	35-28	28-25	1-4	2-5
14.	02/15	Philadelphia	W 5-3	9-2-3=21	Brodeur	Zajac, Ponikarovskiy, Elias, Clarkson(GW), Bernier(EN)	40-31	19-28	0-1	1-1
15.	02/16	@ NY Islanders	L 1-5	9-3-3=21	Hedberg	Zidlicky(PP)	41-36	31-33	1-5	3-6
16.	02/18	Ottawa	Ls 1-2	9-3-4=22	Brodeur	Gionta	42-38	31-30	0-3	0-2
17.	02/21	@ Washington	W 3-2	10-3-4=24	Brodeur	Elias(SH), Loktionov, Kovalchuk(PP)(GW)	45-40	37-19	1-6	2-4
18.	02/23	@ Washington	L 1-5	10-4-4=24	Hedberg	Kovalchuk	46-45	22-26	0-3	2-3
19.	02/24	Winnipeg	L 2-4	10-5-4=24	Hedberg	Zajac, Bernier	48-49	26-27	0-2	1-2
20.	02/28	@ Winnipeg	L 1-3	10-6-4=24	Hedberg	Loktionov	49-52	23-21	0-3	0-3
21.	03/02	@ Buffalo	Ls 3-4	10-6-5=25	Hedberg	Bernier, Henrique(SH), Loktionov	52-56	31-23	0-5	0-6
22.	03/04	@ Toronto	L 2-4	10-7-5=25	Hedberg	Zidlicky-2	54-60	30-23	0-4	1-4
23.	03/05	Tampa Bay	L 2-5	10-8-5=25	Hedberg (11-3/L)/ Kirkald (13-1)	Henrique(SH), Elias(PP)	56-65	27-25	1-2	0-2
24.	03/07	Buffalo	Ws 3-2	11-8-5=27	Hedberg	Henrique(PP), Elias, Clarkson(GJ)	59-67	33-25	1-3	1-3

GAME	DATE	OPPONENT	RESULT	RECORD	GOALTENDER(S)	GOAL SCORER(S)	OVERALL GF-GA	SF-SA	PP	OPP PP
25.	03/09	@ Carolina	L 3-6	11-9-5=27	Hedberg (18-5/L)/ Frazee (3-0)	Kovalchuk-2(SH)(EV), Elias	62-73	34-22	0-2	1-3
26.	03/10	Winnipeg	Ws 3-2	12-9-5=29	Hedberg	Carter, Gionta, Elias(GD)	65-75	27-25	0-1	0-1
27.	03/13	Philadelphia	W 5-2	13-9-5=31	Hedberg	Elias, Henrique-2(EV)(PP), Kovalchuk(SH)(GW), Loktionov	70-77	32-25	1-6	1-4
28.	03/15	@ Philadelphia	Ls 1-2	13-9-6=32	Hedberg	Clarkson	71-79	28-22	0-5	0-4
29.	03/16	Montreal	L 1-2	13-10-6=32	Hedberg	Harrold(PP)	72-81	33-22	1-3	0-3
30.	03/19	NY Rangers	L 2-3	13-11-6=32	Hedberg	Zajac(PP), Volchenkov	74-84	31-22	1-4	0-2
31.	03/21	@ Carolina	W 4-1	14-11-6=34	Brodeur	Brodeur(PP), Henrique(GW), Harrold, Loktionov(PP)	78-85	22-18	2-3	1-2
32.	03/23	Florida	W 2-1	15-11-6=36	Brodeur	Elias, Clarkson(GW)	80-86	25-18	0-2	0-2
33.	03/25	@ Ottawa	Ls 2-3	15-11-7=37	Brodeur	Loktionov, Zidlicky	82-89	34-14	0-1	0-1
34.	03/29	@ Tampa Bay	Ls 4-5	15-11-8=38	Brodeur	Loktionov, Kostopoulos(PS), Greene(PP), Carter(SH)	86-94	25-25	1-5	0-3
35.	03/30	@ Florida	Lo 2-3	15-11-9=39	Brodeur	Bernier-2(EV)(PP)	88-97	26-30	1-4	1-3
36.	04/01	NY Islanders	L 1-3	15-12-9=39	Brodeur	Ponikarovskiy	89-100	25-21	0-1	1-2
37.	04/04	@ Boston	L 0-1	15-13-9=39	Brodeur	—	89-101	40-26	0-1	0-1
38.	04/06	Toronto	L 1-2	15-14-9=39	Brodeur	Clarkson	90-103	28-18	0-5	0-5
39.	04/07	@ Buffalo	Ls 2-3	15-14-10=40	Brodeur	Sullivan(PP), Fayne(SH)	92-106	39-26	1-5	0-3
40.	04/10	Boston	L 4-5	15-15-10=40	Brodeur	Elias, Zajac(SH), Greene, D'Agostini	96-111	28-18	0-7	1-3
41.	04/12	Ottawa	L 0-2	15-16-10=40	Brodeur	—	96-113	33-11	0-4	0-2
42.	04/15	@ Toronto	L 0-2	15-17-10=40	Brodeur	—	96-115	32-13	0-4	1-3
43.	04/18	@ Philadelphia	W 3-0	16-17-10=42	Brodeur	Carter(GW), D'Agostini, Henrique(EN)	99-115	31-23	0-3	0-2
44.	04/20	Florida	W 6-2	17-17-10=44	Brodeur	Elias-2(PP)(EV), Clarkson(GW), Carter, Gionta, Zubrus	105-117	33-13	1-3	1-2
45.	04/21	@ NY Rangers	L 1-4	17-18-10=44	Brodeur	Loktionov	106-121	27-22	0-2	1-6
46.	04/23	Montreal	W 3-2	18-18-10=46	Brodeur	Elias(PP), Josefson, Sullivan(PP)(GW)	109-123	24-21	2-4	1-4
47.	04/25	Pittsburgh	W 3-2	19-18-10=48	Hedberg	Zajac, Clarkson(PP), Kovalchuk(GW)	112-125	32-18	1-3	1-3
48.	04/27	@ NY Rangers	L 0-4	19-19-10=48	Hedberg	—	112-129	20-21	0-4	0-6

HOME GAME RESULTS

No.	Date	Opponent	Result	Score	Record	Pts.	Goaltender*	W/D Goal	Attend.
1.	01/22	Philadelphia	W	3-0	1-0-0	2	Brodeur	Zajac	17,625
2.	01/25	Washington	Wo	3-2	2-0-0	4	Brodeur	Kovalchuk	17,625
3.	01/31	NY Islanders	Lo	4-5	2-0-1	5	Brodeur	Boyes	17,625
4.	02/05	NY Rangers	W	3-1	3-0-1	7	Brodeur	Clarkson	17,625
5.	02/07	Tampa Bay	W	4-2	4-0-1	9	Brodeur	Greene	14,802
6.	02/09	Pittsburgh	W	3-1	5-0-1	11	Brodeur	Henrique	17,625
7.	02/12	Carolina	L	2-4	5-1-1	11	Brodeur	Plusty	17,625
8.	02/15	Philadelphia	W	5-3	6-1-1	13	Brodeur	Clarkson	17,625
9.	02/18	Ottawa	Ls	1-2	6-1-2	14	Brodeur	Silfverberg	17,625
10.	02/24	Winnipeg	L	2-4	6-2-2	14	Hedberg	Kane	17,625
11.	03/05	Tampa Bay	L	2-5	6-3-2	14	Hedberg	Killorn	15,229
12.	03/07	Buffalo	Ws	3-2	7-3-2	16	Hedberg	Clarkson	17,625
13.	03/10	Winnipeg	Ws	3-2	8-3-2	18	Hedberg	Elias	17,625
14.	03/13	Philadelphia	W	5-2	9-3-2	20	Hedberg	Kovalchuk	17,625
15.	03/16	Montreal	L	1-2	9-4-2	20	Hedberg	Plekanec	17,625
16.	03/19	NY Rangers	L	2-3	9-5-2	20	Hedberg	Nash	17,625
17.	03/23	Florida	W	2-1	10-5-2	22	Brodeur	Clarkson	17,625
18.	04/01	NY Islanders	L	1-3	10-6-2	22	Brodeur	Hamonic	17,625
19.	04/06	Toronto	L	1-2	10-7-2	22	Brodeur	Bozak	17,625
20.	04/10	Boston	L	4-5	10-8-2	22	Brodeur	Seguin	17,625
21.	04/12	Ottawa	L	0-2	10-9-2	22	Brodeur	Pageau	16,099
22.	04/20	Florida	W	6-2	11-9-2	24	Brodeur	Clarkson	16,018
23.	04/23	Montreal	W	3-2	12-9-2	26	Brodeur	Sullivan	15,219
24.	04/25	Pittsburgh	W	3-2	13-9-2	28	Hedberg	Kovalchuk	16,122

AWAY GAME RESULTS

No.	Date	Opponent	Result	Score	Record	Pts.	Goaltender*	W/D Goal	Attend.
1.	01/19	NY Islanders	W	2-1	1-0-0	2	Brodeur	Clarkson	16,170
2.	01/27	Montreal	Lo	3-4	1-0-1	3	Brodeur	Markov	21,273
3.	01/29	Boston	Ls	1-2	1-0-2	4	Hedberg	Marchand	17,565
4.	02/02	Pittsburgh	L	1-5	1-1-2	4	Brodeur	Kunitz	18,635
5.	02/03	NY Islanders	W	3-0	2-1-2	6	Hedberg	Bernier	11,558
6.	02/10	Pittsburgh	W	3-1	3-1-2	8	Hedberg	Kovalchuk	18,658
7.	02/16	NY Islanders	L	1-5	3-2-2	8	Hedberg	Tavares	15,488
8.	02/21	Washington	W	3-2	4-2-2	10	Brodeur	Kovalchuk	18,506
9.	02/23	Washington	L	1-5	4-3-2	10	Hedberg	Ovechkin	18,506
10.	02/28	Winnipeg	L	1-3	4-4-2	10	Hedberg	Ladd	15,004
11.	03/02	Buffalo	Ls	3-4	4-4-3	11	Hedberg	Pominville	19,070
12.	03/04	Toronto	L	2-4	4-5-3	11	Hedberg	MacArthur	19,435
13.	03/09	Carolina	L	3-6	4-6-3	11	Hedberg	Terry	18,680
14.	03/15	Philadelphia	Ls	1-2	4-6-4	12	Hedberg	Giroux	19,971
15.	03/21	Carolina	W	4-1	5-6-4	14	Brodeur	Henrique	16,941
16.	03/25	Ottawa	Ls	2-3	5-6-5	15	Brodeur	Zibanejad	18,902
17.	03/29	Tampa Bay	Ls	4-5	5-6-6	16	Brodeur	Purcell	19,204
18.	03/30	Florida	Lo	2-3	5-6-7	17	Brodeur	Kulikov	18,138
19.	04/04	Boston	L	0-1	5-7-7	17	Brodeur	Jagr	17,565
20.	04/07	Buffalo	Ls	2-3	5-7-8	18	Brodeur	Gerbe	18,703
21.	04/15	Toronto	L	0-2	5-8-8	18	Brodeur	Kessel	19,425
22.	04/18	Philadelphia	W	3-0	6-8-8	20	Brodeur	Carter	19,727
23.	04/21	NY Rangers	L	1-4	6-9-8	20	Brodeur	Stepan	17,200
24.	04/27	NY Rangers	L	0-4	6-10-8	20	Hedberg	Stepan	17,200

* Denotes goaltender of record.

RECORD BY DIVISION

	HOME	GF-GA	AWAY	GF-GA	TOTAL	GF-GA
vs. ATLANTIC	6-2-1	29-20	4-4-1	15-22	10-6-2	44-42
vs. NORTHEAST	2-4-1	13-17	0-3-5	13-23	2-7-6	26-40
vs. SOUTHEAST	5-3-0	24-22	2-3-2	18-25	7-6-2	42-47
vs. CENTRAL	0-0-0	0-0	0-0-0	0-0	0-0-0	0-0
vs. NORTHWEST	0-0-0	0-0	0-0-0	0-0	0-0-0	0-0
vs. PACIFIC	0-0-0	0-0	0-0-0	0-0	0-0-0	0-0
TOTALS	13-9-2	66-59	6-10-8	46-70	19-19-10	112-129

TEAM RECORDS

LARGEST MARGIN OF VICTORY	4	vs. Florida, Apr. 20 (6-2)
LARGEST MARGIN OF DEFEAT	4	Accomplished four times, last time at NY Rangers, Apr. 27 (0-4)
MOST GOALS, GAME	6	vs. Florida, Apr. 20 (6-2)
MOST GOALS ALLOWED, GAME	6	at Carolina, Mar. 9, (3-6)
MOST GOALS, PERIOD	4	vs. Florida, Apr. 20 (6-2, 2nd)
MOST GOALS ALLOWED, PERIOD	4	at Washington, Feb. 23 (1-5, 3rd)
FASTEST GOAL, START OF GAME	0:40	vs. Philadelphia, Feb. 15 (5-3, Zajac vs. Bryzgalov)
FASTEST GOAL ALLOWED, START OF GAME	0:08*	at Winnipeg, Feb. 28 (1-3, Ladd vs. Hedberg)
FASTEST GOAL, START OF PERIOD	0:22	at Carolina, Mar. 9 (3-6, Kovalchuk vs. Ellis, 3rd)
FASTEST GOAL ALLOWED, START OF PERIOD	0:08	at Winnipeg, Feb. 28 (1-3, Ladd vs. Hedberg, 1st)
MOST SHOTS, GAME	40	at Boston, Apr. 4 (0-1)
MOST SHOTS ALLOWED, GAME	35	at NY Islanders, Jan. 31 (4-5 OT)
MOST SHOTS, PERIOD	18	vs. Montreal, Mar. 16 (1-2, 3rd)
MOST SHOTS ALLOWED, PERIOD	16	at Montreal, Jan. 27 (3-4 OT, 1st)
FEWEST SHOTS, GAME	16	at Pittsburgh, Feb. 2 (1-5)
FEWEST SHOTS ALLOWED, GAME	11	vs. Ottawa, Apr. 12 (0-2)
FEWEST SHOTS, PERIOD	2	vs. Florida, Mar. 23 (2-1, 1st)
FEWEST SHOTS ALLOWED, PERIOD	2	vs. Florida, Apr. 20 (6-2, 3rd)
MOST PENALTY MINUTES, GAME	34	at Toronto, Apr. 15 (0-2, 2nd)
MOST PENALTY MINUTES OPPONENT, GAME	36	vs. Philadelphia, Jan. 22 (3-0)
FEWEST PENALTY MINUTES, GAME	2	vs. Philadelphia, Jan. 22 (3-0)
FEWEST PENALTY MINUTES OPPONENT, GAME	2	at Boston, Apr. 4 (0-1)
LONGEST WINNING STREAK	5	vs. Philadelphia, Feb. 15 (5-3)
LONGEST LOSING STREAK	3	Feb. 3-10
		Apr. 10-15
		Apr. 1-6
		Feb. 23-28
LONGEST WINLESS STREAK	10	Mar. 25-Apr. 15 (0-6-4)

INDIVIDUAL RECORDS

MOST GOALS, GAME	2	Accomplished eight times, last time Patrik Elias, Apr. 20 vs. Florida
MOST GOALS OPPONENT, GAME	3	Alex Ovechkin, Feb. 23 at Washington
MOST ASSISTS, GAME	3	John Tavares, Feb. 16 at NY Islanders
MOST ASSISTS OPPONENT, GAME	3	Ilya Kovalchuk, Feb. 15 vs. Philadelphia
MOST POINTS, GAME	3	Patrik Elias, Feb. 5 vs. NY Rangers
MOST POINTS OPPONENT, GAME	4	Matt Moulson, Feb. 16 at NY Islanders
MOST POINTS, PERIOD	2	Accomplished six times, last time Adam Henrique, Mar. 13 vs. Tampa Bay (2g-1a)
MOST POINTS OPPONENT, PERIOD	3	Alex Ovechkin, Feb. 23 at Washington (3g-1a)
		John Tavares, Feb. 16 at NY Islanders (3g-1a)
		Matt Moulson, Feb. 16 at NY Islanders (1g-3a)
		Accomplished 22 times, last time Ilya Kovalchuk, Apr. 25 vs. Pittsburgh (1g-1a, 3rd)
		Alex Ovechkin, Feb. 23 at Washington (2g-1a, 3rd)
		John Tavares, Feb. 16 at NY Islanders (2g-1a, 2nd)
		Matt Moulson, Feb. 16 at NY Islanders (1g-2a, 2nd)
MOST PENALTY MINUTES, GAME	15	Anton Volchenkov, Apr. 10 vs. Boston
MOST PENALTY MINUTES OPPONENT, GAME	26	Chris Neil, Feb. 18 vs. Ottawa
MOST SHOTS, GAME	8	David Clarkson, Apr. 20 vs. Florida
MOST SHOTS OPPONENT, GAME	8	David Clarkson, Mar. 15 at Philadelphia
CONSECUTIVE GOAL-SCORING STREAK	3	John Tavares, Jan. 31 vs. NY Islanders
CONSECUTIVE ASSIST-SCORING STREAK	4	Patrik Elias, Mar. 5-9 (3g)
		Adam Henrique, Feb. 5-9 (3g)
CONSECUTIVE POINT-SCORING STREAK	6	Patrik Elias, Feb. 10-16 (5a)
		Andy Greene, Feb. 3-9 (6a)
		Ilya Kovalchuk, Feb. 7-16 (3g-7a-10pts)
		David Clarkson, Jan. 19-31 (4g-4a-8pts)

* Franchise Record

** Tied Franchise Record

HOME/AWAY - 1st HALF/2nd HALF

PLAYER	GP	HOME					AWAY					1ST HALF					2ND HALF							
		G	A	PTS	+/-	PIM	GP	G	A	PTS	+/-	PIM	GP	G	A	PTS	+/-	PIM	GP	G	A	PTS	+/-	PIM
Anderson	1	0	1	1	1	0	1	0	0	0	0	0	2	0	1	1	1	0	0	0	0	0	0	0
Barch	13	0	0	0	1	22	9	0	0	0	0	22	18	0	0	0	0	44	4	0	0	0	1	0
Bernier	23	3	4	7	1	11	24	5	3	8	8	-	6	24	6	1	7	5	-	17	23	2	6	8
Brodeur	16	0	2	2	-	0	13	1	0	1	-	0	13	0	1	1	-	0	0	16	1	1	2	-
Butler	NJ	7	1	1	2	3	-	0	7	0	0	3	-	14	1	1	2	6	-	0	-	-	-	-
Carter	23	4	3	7	1	12	21	2	6	8	1	19	20	2	7	9	0	13	24	4	2	6	2	
Clarkson	24	8	7	15	2	53	24	7	2	9	8	25	24	10	8	18	1	47	24	5	1	6	5	
D'Agostini	STL	8	0	0	0	5	-	2	1	1	2	1	0	12	1	1	2	4	-	4	0	0	0	0
NJ	6	1	0	1	2	-	7	1	2	3	1	6	-	-	-	-	-	-	13	2	2	4	1	
Total	14	1	0	1	7	-	2	15	2	3	5	2	6	12	1	1	2	4	-	2	17	2	4	1
Elias	24	11	14	25	10	14	24	3	8	11	5	-	8	24	7	17	24	6	12	24	7	5	12	1
Fayne	15	0	2	2	1	12	16	1	3	4	5	4	19	0	4	4	2	-	12	1	1	2	8	
Frazee	0	0	0	0	-	0	1	0	0	0	-	0	0	0	0	0	-	0	1	0	0	0	-	
Gelinas	1	0	0	0	1	-	0	0	0	0	0	0	0	0	0	0	0	0	1	0	0	0	1	
Gionta	24	4	7	11	1	6	24	0	3	3	1	8	24	2	5	7	2	8	24	2	5	7	7	
Greene	23	2	7	9	9	10	24	2	5	7	3	10	24	2	7	9	5	16	24	2	5	7	7	
Harrold	12	1	2	3	2	-	4	11	1	1	2	6	-	2	0	0	0	1	-	21	2	3	5	
Hedberg	8	0	1	1	-	4	11	0	0	0	-	0	11	0	0	0	-	2	8	0	1	1	-	
Henrique	21	8	2	10	2	-	6	21	3	3	6	1	-	10	19	7	3	10	0	8	23	4	2	
Janssen	2	0	0	0	0	2	2	0	0	0	1	-	0	4	0	0	0	1	-	2	0	0	0	
Josefson	12	1	1	2	3	-	2	10	0	1	1	7	-	0	16	0	1	1	10	-	6	1	1	
Kinkaid	1	0	0	0	-	0	0	0	0	0	-	0	0	0	0	0	0	-	0	1	0	0	-	
Kostopoulos	8	0	0	0	1	-	7	0	0	1	1	9	1	0	0	0	0	0	14	1	0	1	0	
Kovalchuk	20	6	14	20	1	6	17	5	6	11	7	12	24	7	13	20	2	14	13	7	11	4	-	
Larsson	18	0	4	4	10	-	4	19	0	2	2	6	-	18	0	3	3	4	10	19	0	3	3	
Loktionov	13	1	2	3	4	-	2	15	7	2	9	2	2	9	3	2	5	0	4	19	5	2	7	
Matteau	7	1	0	1	0	2	10	0	2	2	1	-	4	15	1	2	3	1	6	2	0	0	0	
Pesonen	2	0	0	0	0	0	2	0	0	0	1	-	2	0	0	0	0	0	4	0	0	0	1	
Ponikarov	6	1	0	1	1	-	2	6	1	0	1	1	-	4	12	2	0	2	-	6	-	-	-	
NJ	15	2	3	5	1	2	15	0	2	2	0	6	11	1	3	4	2	4	19	1	2	3	1	
Total	21	3	3	6	2	4	21	1	2	3	3	10	23	3	3	6	0	10	19	1	2	3	1	
Salvador	20	0	1	1	11	-	8	19	0	1	1	1	-	14	24	0	1	1	5	-	15	0	1	6
Sestito	1	0	0	0	0	0	5	0	0	0	1	2	1	0	0	0	0	0	5	0	0	0	1	
Sullivan	Phx	17	4	6	10	1	-	16	1	1	2	7	16	21	5	6	11	6	-	12	0	1	1	
NJ	5	1	3	4	1	-	2	4	1	0	1	3	-	2	-	-	-	-	9	2	3	5	4	
Total	22	5	9	14	2	-	6	20	2	1	3	10	18	21	5	6	11	6	-	11	2	4	6	
Tallinder	10	1	0	1	5	2	15	0	3	3	5	8	14	2	1	1	8	11	0	1	1	1	-	
Tedenby	2	0	0	0	0	2	2	0	1	1	0	0	4	0	1	1	0	2	0	0	0	0	0	
Urbom	1	0	0	0	1	-	0	0	0	0	0	0	0	0	0	0	0	0	1	0	0	0	1	
Volchenkov	19	1	3	4	4	25	18	0	1	1	5	12	20	0	1	1	1	18	17	1	3	4	-	
Zajac	24	6	10	16	6	3	20	24	1	3	4	11	24	4	3	7	0	6	24	3	10	13	5	
Zidlicky	24	0	9	9	3	20	24	4	6	10	9	-	18	24	3	7	10	4	22	24	1	8	9	
Zubrus	11	1	4	5	1	-	4	11	1	3	4	2	-	8	9	1	3	4	1	-	13	1	4	

GOALTENDERS

HOME		GPI	MIN	AVG	W	L	OT	EN	SO	GA	SA	SPCTG
Martin Brodeur	16	961	2.19	9	5	2	1	1	35	358	.902	
Jeff Frazee	0	0	-	0	0	0	0	0	0	0	-	
Johan Hedberg	8	457	2.63	4	4	0	0	0	20	175	.886	
Keith Kinkaid	1	26	2.31	0	0	0	0	1	0	1	13	.923
AWAY		GPI	MIN	AVG	W	L	OT	EN	SO	GA	SA	SPCTG
Martin Brodeur	13	796	2.26	4	4	5	1	1	30	296	.899	
Jeff Frazee	1	19	0.00	0	0	0	0	1	0	3	1.000	
Johan Hedberg	11	652	2.85	2	6	3	1	1	31	260	.881	
Keith Kinkaid	0	0	-	0	0	0	0	0	0	0	-	
1ST HALF		GPI	MIN	AVG	W	L	OT	EN	SO	GA	SA	SPCTG
Martin Brodeur	13	794	2.27	8	2	3	1	1	30	338	.911	
Jeff Frazee	0	0	-	0	0	0	0	0	0	0	-	
Johan Hedberg	11	642	2.80	3	6	2	1	1	30	262	.885	
Keith Kinkaid	1	26	2.31	0	0	0	0	1	0	1	13	.923
2ND HALF		GPI	MIN	AVG	W	L	OT	EN	SO	GA	SA	SPCTG
Martin Brodeur	16	963	2.18	5	7	4	1	1	35	316	.889	
Jeff Frazee	1	19	0.00	0	0	0	0	1	0	3	1.000	
Johan Hedberg	8	466	2.70	3	4	1	0	0	21	173	.879	
Keith Kinkaid	0	0	-	0	0	0	0	0	0	0	-	

ALL-TIME MULTIPLE-POINT GAMES

	2PT	3PT	4PT	5PT	6PT	TOTAL
Patrik Elias	165	57	8	4	0	234
John MacLean	123	34	10	2	0	169
Kirk Muller	91	35	3	4	1	134
Scott Gomez	80	25	2	3	0	110
Petr Sykora	82	20	3	0	0	105
Aaron Broten	72	21	4	3	0	100
Bobby Holik	83	14	2	0	0	99
Zach Parise	74	16	7	0	0	97
Scott Niedermayer	89	7	0	0	0	96
Jamie Langenbrunner	74	15	0	0	0	89

SEASON LEADERS

2-POINT GAMES		3-POINT GAMES		4-POINT GAMES		5-POINT GAMES		TOTAL	
Parise (2009-10)	20	Muller (1987-88)	10	MacLean (1990-91)	4	Gomez (2003-04)	2	Parise (2008-09)	26
Gionta (2005-06)	20	Kovalchuk (2011-12)	8	Parise (2008-09)	4	22 players with	1	Gionta (2005-06)	26
Sykora (1998-99)	20	Broten, A. (1986-87)	8	Elias (2000-01)	3	6-POINT GAMES		Gomez (2005-06)	26
Four players with	18	Five players with	7	Stevens (1993-94)	3	Muller (1986-87)	1	Muller (1987-88)	26

DIVISIONAL/CONFERENCE SCORING

PLAYER	ATLANTIC DIVISION						NORTHEAST DIVISION						SOUTHEAST DIVISION						WESTERN CONFERENCE					
	GP	G	A	PTS	+/-	PIM	GP	G	A	PTS	+/-	PIM	GP	G	A	PTS	+/-	PIM	GP	G	A	PTS	+/-	PIM
Anderson	1	0	1	1	1	0	1	0	0	0	0	0	0	0	0	0	0	0	0	-	-	-	-	-
Barch	11	0	0	0	0	1- 27	3	0	0	0	2	5	8	0	0	0	0	12	-	-	-	-	-	-
Bernier	17	4	1	5	1	13	15	1	4	5	1	2	15	3	2	5	7	-	2	-	-	-	-	-
Brodeur	10	0	1	1	-	0	10	0	0	0	-	0	9	1	1	2	-	0	-	-	-	-	-	-
Butler	NJ	6	1	1	2	1	-	0	0	0	0	1	-	0	0	0	0	4	-	-	-	-	-	-
Carter	18	2	3	5	0	23	15	0	3	3	1	2	11	4	3	7	3	6	-	-	-	-	-	-
Clarkson	18	10	2	12	2	20	15	3	3	6	5	- 45	-	15	2	4	6	3	-	13	-	-	-	-
D'Agostini	STL	-	-	-	-	-	-	-	-	-	-	-	-	-	-	-	-	-	16	1	1	2	4	- 2
NJ	3	1	0	1	1	- 2	6	1	0	1	1	- 0	4	0	2	2	1	4	-	-	-	-	-	-
Total	3	1	0	1	1	- 2	6	1	0	1	1	- 0	4	0	2	2	1	4	16	1	1	2	4	- 2
Elias	18	2	12	14	7	12	15	4	3	7	4	- 6	15	8	7	15	2	4	-	-	-	-	-	-
Fayne	9	0	1	1	2	6	11	1	2	3	1	6	11	0	2	2	3	4	-	-	-	-	-	-
Frazee	0	0	0	0	-	0	0	0	0	0	-	0	1	0	0	0	-	0	-	-	-	-	-	-
Gelinis	1	0	0	0	1	- 0	0	0	0	0	0	0	0	0	0	0	0	0	-	-	-	-	-	-
Gionta	18	0	8	8	5	6	15	1	0	1	0	4	15	3	2	5	3	- 4	-	-	-	-	-	-
Greene	17	1	6	7	3	12	15	1	3	2	12	15	3	2	2	12	15	6	-	-	-	-	-	-
Harrold	9	0	2	2	4	- 2	8	1	0	1	2	- 4	6	1	1	2	2	- 0	-	-	-	-	-	-
Hedberg	8	0	1	1	-	2	5	0	0	0	-	2	6	0	0	0	-	0	-	-	-	-	-	-
Henrique	16	6	3	9	1	- 8	12	2	1	3	1	- 4	14	3	1	4	1	- 4	-	-	-	-	-	-
Janssen	2	0	0	0	0	-	1	0	0	0	1	- 0	1	0	0	0	0	2	-	-	-	-	-	-
Josefson	13	0	1	1	4	- 0	4	1	0	0	1	4	- 0	5	0	1	1	2	- 2	-	-	-	-	-
Kirkinal	0	0	0	0	-	0	0	0	0	0	-	0	1	0	0	0	0	0	-	-	-	-	-	-
Kostopoulos	5	0	0	0	1	9	4	0	0	0	1	- 2	6	1	0	1	0	7	-	-	-	-	-	-
Kovalchuk	16	11	15	11	1	8	10	5	5	3	3	14	17	14	13	8	4	-	-	-	-	-	-	-
Larsson	15	0	2	2	8	- 2	9	0	0	0	3	- 0	13	0	4	4	1	- 10	-	-	-	-	-	-
Loktionov	5	2	1	3	1	0	12	2	0	2	5	- 4	11	4	3	7	2	0	-	-	-	-	-	-
Matteau	4	1	1	2	2	2	6	0	1	1	1	- 2	7	0	0	0	2	- 2	-	-	-	-	-	-
Pesonen	1	0	0	0	0	0	2	0	0	0	1	- 0	1	0	0	0	0	2	-	-	-	-	-	-
Ponkarov, Wpg	3	1	0	1	1	0	5	1	0	1	1	- 2	4	0	0	0	2	- 4	-	-	-	-	-	-
NJ	9	2	1	3	1	- 4	11	0	0	0	2	- 2	10	0	4	4	4	2	-	-	-	-	-	-
Total	12	3	1	4	0	12	16	1	0	1	3	- 4	14	0	4	4	4	6	-	-	-	-	-	-
Salvador	14	0	2	0	0	12	12	0	0	0	7	- 13	10	0	0	0	5	- 6	-	-	-	-	-	-
Sestito	0	0	0	0	0	0	1	0	0	0	1	0	5	0	0	0	0	2	-	-	-	-	-	-
Sullivan	Phx	-	-	-	-	-	-	-	-	-	-	-	-	-	-	-	-	-	33	5	7	12	8	- 20
NJ	3	0	1	1	0	0	6	2	2	4	4	- 4	0	0	0	0	0	0	-	-	-	-	-	-
Total	3	0	1	1	0	0	6	2	2	4	4	- 4	0	0	0	0	0	0	33	5	7	12	8	- 20
Tallinder	9	1	1	2	1	- 10	10	0	0	0	1	0	6	0	2	2	0	0	-	-	-	-	-	-
Tedenby	2	0	1	1	1	2	1	0	0	0	1	- 0	1	0	0	0	0	0	-	-	-	-	-	-
Urborn	0	0	0	0	0	0	0	0	0	0	1	- 0	0	0	0	0	0	0	-	-	-	-	-	-
Veichnikov	16	1	1	2	4	8	10	0	0	0	6	- 21	11	0	3	3	1	8	-	-	-	-	-	-
Zajac	18	5	4	9	5	6	15	1	1	2	6	- 12	15	1	8	9	4	- 10	-	-	-	-	-	-
Zidlicky	18	1	4	5	3	- 18	15	3	5	8	2	- 10	15	0	6	6	7	- 10	-	-	-	-	-	-
Zubrus	11	0	4	4	2	- 8	9	1	3	4	0	4	2	1	0	1	1	- 0	-	-	-	-	-	-

DATE	PLAYER	FROM/TO	INJURY/GAMES MISSED
11/25	Adam Henrique	01/19-01/25	Left thumb, five regular-season games missed Underwent procedure to repair Ulnar Collateral Ligament Nov. 29

REGULAR-SEASON

DATE	PLAYER	FROM/TO	INJURY/GAMES MISSED
01/29	Mark Fayne	01/31-02/02	Upper body, two games missed
02/05	Dainius Zubrus	02/07-03/30	Left wrist, 26 games missed Underwent surgery Feb. 14
02/18	Ryan Carter	02/21-02/28	Upper body, four games missed
02/24	Martin Brodeur	02/28-03/16	Soreness, ten games missed
03/07	Henrik Tallinder	03/07-03/29	Lower body, 11 games missed
03/07	Bryce Salvador	03/09	Upper body, one game missed
03/15	Andrei Loktionov	03/16-03/19	Soreness, two games missed
03/19	Alexei Ponikarovskiy	03/21-03/25	Lower body, three games missed
03/23	Ilya Kovalchuk	03/25-04/18	Shoulder, 11 games missed
04/09	Johan Hedberg	04/10-04/12	Soreness, two games missed
04/10	Bryce Salvador	04/12-04/27	Wrist, eight games missed
04/20	Mark Fayne	04/23-04/27	Lower body, three games missed

Total regular-season man-games lost to Injury/Illness: 88

BABES AND SENIORS

The Youngest Devils

Name	Age (Years, Months, Days)
Scott Niedermayer	18 years, 1 month, 15 days
Craig Wolanin	18 years, 2 months, 13 days
Kirk Muller	18 years, 8 months, 4 days
Brendan Shanahan	18 years, 8 months, 16 days
Pat Verbeek	18 years, 9 months, 21 days
John MacLean	18 years, 10 months, 15 days
Adam Larsson	18 years, 10 months, 26 days
Stefan Matteau	18 years, 10 months, 27 days
Petr Sykora	18 years, 11 months, 9 days
Corey Foster	19 years, 0 months, 23 days

The Eldest Devils

Name	Age (Years, Months, Days)
Igor Larionov	43 years, 4 months, 7 days
Tommy Albelin	41 years, 11 months, 23 days
Martin Brodeur	40 years, 11 month, 17 days
Brendan Shanahan	40 years, 3 months, 5 days
Johan Hedberg	39 years, 11 months, 22 days
Scott Stevens	39 years, 9 months, 6 days
Ken Daneyko	39 years, 1 month, 23 days
Steve Sullivan	38 years, 9 months, 21 days
John Vanbiesbrouck	38 years, 7 months, 9 days
Jim Dowd	38 years, 4 months, 10 days

Age determined at first game played for youngest Devils, last game (regular season or playoffs) for eldest.

TRAINING CAMP

Date	Player	To/From
01/13	Training Camp starts	
26	skaters + 2 goaltenders with Devils	
01/16	Zajac	Re-signs
26 + 2	with Devils	
01/18	Pesonen, Sestito,	To Albany, AHL
	Tedenby	
	Butler	Placed on waivers
	Darche (tryout)	Unsigned
	Henrique	Non-roster injured player
21 + 2	with Devils	

REGULAR-SEASON

Date	Player	To/From
01/19	Butler	Cleared waivers/ To Albany, AHL
	Tedenby	From Albany, AHL
21 + 2	with Devils	
01/28	Tedenby	To Albany, AHL
20 + 2	with Devils	
01/29	Anderson	From Albany, AHL
21 + 2	with Devils	
01/30	Janssen	Placed on waivers
21 + 2	with Devils	
01/31	Janssen	Cleared waivers/ To Albany, AHL
	Henrique	Activated
21 + 2	with Devils	
02/01	Anderson	To Albany, AHL
20 + 2	with Devils	
02/02	Butler	From Albany, AHL
21 + 2	with Devils	
02/06	Loktionov	From Los Angeles, NHL/ To Albany, AHL
21 + 2	with Devils	
02/13	Zubrus	To Injured Reserve
	Loktionov	From Albany, AHL
	Ponikarovskiy	From Winnipeg, NHL
22 + 2	with Devils	
02/14	Loktionov	To Albany, AHL
21 + 2	with Devils	
02/17	Josefson	To Albany, AHL
	Loktionov	From Albany, AHL
21 + 2	with Devils	
02/24	Carter	To Injured Reserve (retro 2/18)
	Josefson	From Albany, AHL
21 + 2	with Devils	
02/25	Josefson	To Albany, AHL
20 + 2	with Devils	
02/26	Brodeur	To Injured Reserve (retro 2/24)
	Kinkaid	From Albany, AHL
20 + 2	with Devils	
02/27	Sestito	From Albany, AHL
21 + 2	with Devils	
03/01	Sestito	To Albany, AHL
	Carter	From Injured Reserve
21 + 2	with Devils	

REGULAR-SEASON (cont.)

Date	Player	To/From
03/03	Butler	Placed on waivers
21 + 2	with Devils	
03/04	Butler	Claimed off waivers by Nashville, NHL
20 + 2	with Devils	
03/05	Janssen	From Albany, AHL
21 + 2	with Devils	
03/06	Kinkaid, Janssen	To Albany, AHL
	Frazer	From Albany, AHL
	Kostopoulos	Claimed off waivers from Pittsburgh, NHL
21 + 2	with Devils	
03/12	Tallinder	To Injured Reserve (retro 3/7)
	Pesonen	From Albany, AHL
21 + 2	with Devils	
03/13	Boucher	Signs
21 + 2	with Devils	
03/17	Matteau	To Blainville-Boisbriand, QMJHL
20 + 2	with Devils	
03/19	Brodeur	From Injured Reserve
	Frazer	To Albany, AHL
	Sestito	From Albany, AHL
21 + 2	with Devils	
03/22	D'Agostini	From St. Louis, NHL
	Pesonen	To Albany, AHL
21 + 2	with Devils	
03/24	Kovalchuk	To Injured Reserve
	Ponikarovskiy	To Injured Reserve (retro 3/19)
	Pesonen	From Albany, AHL
20 + 2	with Devils	
03/29	Ponikarovskiy	From Injured Reserve
21 + 2	with Devils	
03/30	Pesonen	To Albany, AHL
	Tallinder	From Injured Reserve
21 + 2	with Devils	
03/31	Sestito	To Albany, AHL
20 + 2	with Devils	
04/01	Zubrus	From Injured Reserve
21 + 2	with Devils	
04/03	Sullivan	From Phoenix, NHL
22 + 2	with Devils	
04/05	Josefson	From Albany, AHL
23 + 2	with Devils	
04/10	Kinkaid	From Albany, AHL (emer.)
23 + 3	with Devils	
04/16	Kinkaid	To Albany, AHL
23 + 2	with Devils	
04/17	Urbom	From Albany, AHL
24 + 2	with Devils	
04/20	Kovalchuk	From Injured Reserve
25 + 2	with Devils	
04/23	Gelinas, Pesonen,	From Albany, AHL
	Sislo	
28 + 2	with Devils	

2012-13	GP	W	L	GS	ST	S%	GA	SA	SV%
Home	3	2	1	3	9	33.3	1	7	.857
Away	6	0	6	3	20	15.0	11	20	.450
Total	9	2	7	6	29	20.7	12	27	.556

Goaltender	GP	W	L	SA	GA	SV%	Player	G	S	GDG	Shot%
M. Brodeur	4	0	4	11	6	.455	I. Kovalchuk	2	6	0	33.3
J. Hedberg	5	2	3	16	6	.625	P. Elias	2	8	1	25.0
							D. Clarkson	1	4	1	25.0
							T. Zajac	1	4	0	25.0
							B. Butler	0	1	0	0.0
							J. Josefson	0	1	0	0.0
							A. Loktionov	0	1	0	0.0
							S. Sullivan	0	1	0	0.0
							M. Zidlicky	0	1	0	0.0
							A. Henrique	0	2	0	0.0

January 29, 2013; New Jersey 1 @ Boston 2	Team	Shooter	Goaltender	Result	V-H
Bos.	Seguin	Hedberg	Goal	0-1	
NJ	Kovalchuk	Rask	GOAL	1-1	
Bos.	Bergeron	Hedberg	SAVE	1-1	
NJ	Elias	Hedberg	SAVE	1-1	
Bos.	Horton	Hedberg	SAVE	1-1	
NJ	Zajac	Rask	Save	1-1	
Bos.	Krejci	Hedberg	SAVE	1-1	
NJ	Clarkson	Rask	Save	1-1	
Bos.	Bourque	Hedberg	SAVE	1-1	
NJ	Josefson	Rask	Save	1-1	
Bos.	Marchand	Hedberg	Goal	1-2	
NJ	Zidlicky	Rask	Save	1-2	

February 18, 2013; Ottawa 2 @ New Jersey 1	Team	Shooter	Goaltender	Result	V-H
NJ	Kovalchuk	Bishop	Miss	0-0	
Ott.	Alfredsson	Brodeur	MISS	0-0	
NJ	Elias	Bishop	Save	0-0	
Ott.	Silfverberg	Brodeur	Goal	1-0	
NJ	Butler	Bishop	Miss	1-0	

March 2, 2013; New Jersey 3 @ Buffalo 4	Team	Shooter	Goaltender	Result	V-H
Buf.	Pominville	Hedberg	Goal	0-1	
NJ	Kovalchuk	Miller	Miss	0-1	
Buf.	Ennis	Hedberg	Goal	0-2	
NJ	Henrique	Miller	Save	0-2	

March 7, 2013; Buffalo 2 @ New Jersey 3	Team	Shooter	Goaltender	Result	V-H
NJ	Kovalchuk	Miller	Save	0-0	
Buf.	Vanek	Hedberg	SAVE	0-0	
NJ	Clarkson	Miller	GOAL	0-1	
Buf.	Pominville	Hedberg	MISS	0-1	
NJ	Elias	Miller	GOAL	0-2	

March 10, 2013; Winnipeg 2 @ New Jersey 3	Team	Shooter	Goaltender	Result	V-H
NJ	Kovalchuk	Pavelec	Save	0-0	
Wpg.	Wheeler	Hedberg	SAVE	0-0	
NJ	Clarkson	Pavelec	Miss	0-0	
Wpg.	Kane	Hedberg	SAVE	0-0	
NJ	Elias	Pavelec	GOAL	0-1	
Wpg.	Ladd	Hedberg	SAVE	0-1	

March 15, 2013; New Jersey 1 @ Philadelphia 2	Team	Shooter	Goaltender	Result	V-H
Phi.	Read	Hedberg	Goal	0-1	
NJ	Kovalchuk	Bryzgalov	GOAL	1-1	
Phi.	Giroux	Hedberg	Goal	1-2	
NJ	Clarkson	Bryzgalov	Save	1-2	
Phi.	Briere	Hedberg	SAVE	1-2	
NJ	Elias	Bryzgalov	Miss	1-2	

March 25, 2013; New Jersey 2 @ Ottawa 3	Team	Shooter	Goaltender	Result	V-H
Ott.	Silfverberg	Brodeur	SAVE	0-0	
NJ	Elias	Bishop	Save	0-0	
Ott.	Alfredsson	Bishop	Goal	0-1	
NJ	Henrique	Bishop	Miss	0-1	
Ott.	Turris	Brodeur	SAVE	0-1	
NJ	Zajac	Bishop	GOAL	1-1	
Ott.	Zibanejad	Brodeur	Goal	1-2	
NJ	Loktionov	Bishop	Save	1-2	

March 29, 2013; New Jersey 4 @ Tampa Bay 5	Team	Shooter	Goaltender	Result	V-H
TB	Purcell	Brodeur	Goal	0-1	
NJ	Zajac	Garon	Miss	0-1	
TB	Hedman	Brodeur	Goal	0-2	
NJ	Elias	Garon	Save	0-2	

April 7, 2013; New Jersey 2 @ Buffalo 3	Team	Shooter	Goaltender	Result	V-H
Buf.	Ennis	Brodeur	MISS	0-0	
NJ	Sullivan	Miller	Save	0-0	
Buf.	Gerbe	Brodeur	Goal	0-1	
NJ	Elias	Miller	Save	0-1	
Buf.	Ott	Brodeur	SAVE	0-1	
NJ	Zajac	Miller	Save	0-1	

Game-determining goal in bold.

2012-13 NHL SHOOTOUT DETAILS

Shootouts	Games	%
97	720	13.47

Goals	Attempts	%
226	631	35.82

Shots Needed To Decide

# of Shots	Times Occurred
4	18
5	25
6	29
8	11
10	5
12	6
14	1
16	1
20	1



Under the NHL's new alignment, Captain Bryce Salvador and his teammates will play in the newly-formed Metropolitan Division.



ALL-TIME RECORD

	GP	W	L	O/T	OTL	PTS	GF	GA
DEVILS	24	15	8	1	0	31	71	54
at New Jersey	11	9	2	0	0	18	38	19
at Anaheim	13	6	6	1	0	13	33	35

INDIVIDUAL SCORING vs. DUCKS

PLAYER	2012-13							WITH DEVILS					CAREER				
	GP	G	A	PTS	+/-	PIM	S	GP	G	A	PTS	PIM	GP	G	A	PTS	PIM
KRYS BARCH	0	0	0	0	0	0	0	-	-	-	-	-	22	1	1	2	84
STEVE BERNIER	0	0	0	0	0	0	0	1	0	0	0	0	24	10	4	14	4
MARTIN BRODEUR	0	0	0	0	-	0	0	21	0	0	0	2	21	0	0	0	2
RYAN CARTER	0	0	0	0	0	0	0	-	-	-	-	-	1	0	0	0	0
RYANE CLOWE	3	0	2	2	2	22	3	-	-	-	-	-	31	5	13	18	48
PATRIK ELIAS	0	0	0	0	0	0	0	17	4	2	6	6	17	4	2	6	6
MARK FAYNE	0	0	0	0	0	0	0	1	0	0	0	0	1	0	0	0	0
ANDY GREENE	0	0	0	0	0	0	0	5	0	2	2	0	5	0	2	2	0
PETER HARROLD	0	0	0	0	0	0	0	-	-	-	-	-	12	0	2	2	8
ADAM HENRIQUE	0	0	0	0	0	0	0	1	1	0	1	0	1	1	0	1	0
JAROMIR JAGR	3	0	0	0	2	4	4	-	-	-	-	-	22	15	14	29	14
CAM JANSSEN	0	0	0	0	0	0	0	1	0	0	0	5	10	0	0	0	22
JACOB JOSEFSON	0	0	0	0	0	0	0	1	0	0	0	0	1	0	0	0	0
ANDREI LOKTIONOV	0	0	0	0	0	0	0	-	-	-	-	-	3	0	1	1	0
ROSTISLAV OLESZ	0	0	0	0	0	0	0	-	-	-	-	-	3	0	0	0	2
ROD PELLEY	0	0	0	0	0	0	0	2	0	1	1	0	2	0	1	1	0
MICHAEL RYDER	1	0	0	0	1	0	0	-	-	-	-	-	14	7	6	13	4
BRYCE SALVADOR	0	0	0	0	0	0	0	3	0	0	0	0	27	1	4	5	12
CORY SCHNEIDER	2	0	0	0	-	0	0	-	-	-	-	-	8	0	0	0	0
TIM SESTITO	0	0	0	0	0	0	0	2	0	0	0	0	2	0	0	0	0
ANTON VOLCHENKOV	0	0	0	0	0	0	0	1	0	0	0	2	7	0	0	0	2
TRAVIS ZAJAC	0	0	0	0	0	0	0	5	0	1	1	2	5	0	1	1	2
MAREK ZIDLICKY	0	0	0	0	0	0	0	-	-	-	-	-	31	2	13	15	37
DAINIUS ZUBRUS	0	0	0	0	0	0	0	5	0	2	2	2	18	1	4	5	6

GOALTENDING HISTORY vs. DUCKS

GOALTENDER	2012-13					WITH DEVILS					CAREER				
	MIN	GA	SO	GAA	W L OT	MIN	GA	SO	GAA	W L OT	MIN	GA	SO	GAA	W L OT
MARTIN BRODEUR	0	0	0	-	0 0 0	1217	37	2	1.82	14 6 1	1217	37	2	1.82	14 6 1
CORY SCHNEIDER	87	5	1	3.45	1 1 0	-	-	-	-	-	341	14	2	2.46	4 2 0

YEAR	HOME	ROAD	TOTAL	GF-GA	SF-SA	PIM	PP/PK
	W-L-O/T	W-L-O/T	W-L-O/T				
1993-94	1-0-0	1-0-0	2-0-0	10-3	67-41	22-40	3-12/1-8
1994-95	0-0-0	0-0-0	0-0-0	0-0	0-0	0-0	0-0/0-0
1995-96	0-1-0	0-1-0	0-2-0	3-10	56-50	22-24	0-6/1-5
1996-97	1-0-0	0-1-0	1-1-0	6-6	76-52	25-49	1-9/0-7
1997-98	1-0-0	0-1-0	1-1-0	3-2	57-44	21-15	0-5/0-8
1998-99	1-0-0	1-0-0	2-0-0	11-4	64-49	37-37	3-8/1-8
1999-00	1-0-0	1-0-0	2-0-0	5-3	59-54	21-13	2-4/0-4
2000-01	1-0-0	1-0-0	2-0-0	9-4	64-52	21-35	4-8/2-6
2001-02	0-0-0	0-1-0	0-1-0	1-2	45-19	9-15	1-4/1-1
2002-03	1-0-0	1-0-0	2-0-0	6-3	61-55	22-20	0-5/0-6
2003-04	0-0-0	0-0-1	0-0-1	3-3	36-36	16-10	1-4/1-7
2005-06	0-0-0	0-0-0	0-0-0	0-0	0-0	0-0	0-0/0-0
2006-07	0-0-0	0-1-0	0-1-0	2-4	25-37	17-17	1-6/0-6
2007-08	0-1-0	0-0-0	0-1-0	1-2	35-24	4-10	0-5/0-2
2008-09	0-0-0	0-1-0	0-1-0	3-4	21-34	8-4	1-2/0-4
2009-10	1-0-0	0-0-0	1-0-0	3-1	25-32	12-6	0-3/0-6
2010-11	0-0-0	1-0-0	1-0-0	2-1	27-28	8-8	0-4/1-3
2011-12	1-0-0	0-0-0	1-0-0	3-2	27-38	11-7	0-1/0-3
2012-13	0-0-0	0-0-0	0-0-0	0-0	0-0	0-0	0-0/0-0
TOTALS	9-2-0	6-6-1	15-8-1	71-54	745-645	276-310	17-86/8-84

ANAHEIM DUCKS

HONDA CENTER • ANAHEIM, CA
(714) 940-2900 • Fax (714) 940-2953
www.anaheimducks.com



Owners.....Henry & Susan Samueli
Chief Executive Officer.....Michael Schulman
Executive Vice President & COO.....Tim Ryan
Executive Vice President & General Manager.....Bob Murray
Senior Vice President, Hockey Operations.....David McNab
Head Coach.....Bruce Boudreau
Assistant Coaches.....Bob Woods, Brad Lauer, Scott Niedermayer
Goaltending Consultant.....Dwayne Roloson
Strength & Conditioning Coach.....Sean Skahan
Head Athletic Trainer.....Tim Clark
Equipment Manager.....Doug Shearer
Director of Media & Communications.....Alex Gilchrist
Media & Communications Managers.....Steve Hoem, Lauren O'Gorman
Television.....FSN Prime Ticket, KDOC-TV
Radio.....Anaheim Ducks Radio Network, KLA4 (830 AM)



BOUDREAU

2012-13 LEADERS

Goals.....R. Getzlaf, C. Perry, 15
Assists.....Ryan Getzlaf, 34
Points.....Ryan Getzlaf, 49
+/-.....S. Souray, F. Beauchemin, +19
PIM.....Corey Perry, 72
GAA.....Viktor Fasth, 2.18
Wins.....V. Fasth, J. Hiller, 15
ShO.....Viktor Fasth, 4

OTHER INFORMATION

Leading Scorer vs. NJ.....Paul Kariya, 7g-6a-13pts
Leading Scorer vs. Ana.....Bobby Holik, 7g-9a-16pts
Last Trade.....Devils obtained Kurtis Foster, Timo Pielmeier for Mark Fraser, Rod Pelley, #7 2012 Draft Pick (Jaycob Menga) (12/12/11)
Stanley Cups.....1 (2006-07)
2013-14 Schedule vs. Ana.....Dec. 20 @ NJ; Nov. 20 @ Ana.



GETZLAF

INDIVIDUAL SCORING vs. DEVILS

PLAYER	GP	2012-13							GP	CAREER			
		G	A	PTS	+/-	PIM	S	G		A	PTS	PIM	
BRYAN ALLEN	0	0	0	0	0	0	0	22	0	3	3	19	
FRANCOIS BEAUCHEMIN	0	0	0	0	0	0	0	9	1	2	3	4	
MATT BELESKEY	0	0	0	0	0	0	0	2	0	0	0	0	
NICK BONINO	0	0	0	0	0	0	0	1	0	1	1	0	
LUCA CAPUTI	0	0	0	0	0	0	0	1	0	0	0	0	
ANDREW COGLIANO	0	0	0	0	0	0	0	5	0	2	2	2	
KYLE CUMISKEY	0	0	0	0	0	0	0	3	0	0	0	0	
GARNET EXELBY	0	0	0	0	0	0	0	20	2	0	2	40	
MARK FISTRIC	0	0	0	0	0	0	0	5	0	1	1	0	
CAM FOWLER	0	0	0	0	0	0	0	1	0	0	0	0	
RYAN GETZLAF	0	0	0	0	0	0	0	6	0	3	3	10	
JONAS HILLER	0	0	0	0	-	0	0	4	0	0	0	0	
SAKU KOIVU	0	0	0	0	0	0	0	43	8	19	27	22	
MATTHEW LOMBARDI	0	0	0	0	0	0	0	7	1	3	4	2	
BEN LOVEJOY	0	0	0	0	0	0	0	10	0	0	0	2	
TONI LYDMAN	0	0	0	0	0	0	0	23	0	4	4	6	
DUSTIN PENNER	0	0	0	0	0	0	0	7	1	0	1	6	
COREY PERRY	0	0	0	0	0	0	0	6	2	3	5	2	
LUCA SBISA	0	0	0	0	0	0	0	4	0	1	1	4	
TEEMU SELANNE	0	0	0	0	0	0	0	26	9	9	18	10	
JAKOB SILFVERBERG	3	0	1	1	1	0	5	3	0	1	1	0	
SHELDON SOURAY	0	0	0	0	0	0	0	21	3	3	6	19	
BRAD STAUBITZ	0	0	0	0	0	0	0	3	0	0	0	4	
ZACK STORTINI	0	0	0	0	0	0	0	4	0	1	1	12	
DANIEL WINNIK	0	0	0	0	0	0	0	5	1	1	2	2	
NOLAN YONKMAN	0	0	0	0	0	0	0	2	0	0	0	0	

GOALTENDING HISTORY vs. DEVILS

GOALTENDER	2012-13							CAREER						
	MIN	GA	SO	GAA	W	L	OT	MIN	GA	SO	GAA	W	L	O/T
JONAS HILLER	0	0	0	--	0	0	0	243	8	0	1.98	1	2	1



ALL-TIME RECORD									
	GP	W	L	O/T	OTL	PTS	GF	GA	
DEVILS	109	41	49	17	2	101	297	348	
at New Jersey	53	22	24	7	0	51	135	154	
at Boston	56	19	25	10	2	50	162	194	

2012-13 SUMMARY

	GP	W	L	OT	PTS	GF	GA	SF	SA	PIM	PP	SHG
NEW JERSEY	3	0	2	1	1	5	8	94	72	32	1-13, 7.7%	
BOSTON	3	3	0	0	6	8	5	72	94	33	1-7, 14.3%	2

DATE	GAME#	RES	SCORE	LOCATION	GOALTENDERS	W/D GOAL
01/29/13	5	Ls	1-2	@ Boston	HEDBERG/Rask	Marchand
04/04/13	37	L	0-1	@ Boston	BRODEUR/Rask	Jagr
04/10/13	40	L	4-5	@ DEVILS	BRODEUR/Khudobin	Seguin

INDIVIDUAL SCORING vs. BRUINS

PLAYER	2012-13							WITH DEVILS					CAREER					
	GP	G	A	PTS	+/-	PIM	S	GP	G	A	PTS	PIM	GP	G	A	PTS	PIM	
KRYS BARCH	1	0	0	0	0	5	1	1	0	0	0	5	8	0	1	1	29	
STEVE BERNIER	3	0	1	1	2	0	4	4	0	1	1	0	9	0	1	1	0	
MARTIN BRODEUR	2	0	0	0	-	0	0	58	0	2	2	4	58	0	2	2	4	
RYAN CARTER	3	0	0	0	1	0	4	7	0	0	0	2	13	0	0	0	8	
PATRIK ELIAS	3	1	1	2	0	0	8	57	23	20	43	24	57	23	20	43	24	
MARK FAYNE	3	0	0	0	1	2	3	9	0	1	1	4	9	0	1	1	4	
STEPHEN GIONTA	3	0	0	0	0	0	6	4	0	0	0	0	4	0	0	0	0	
ANDY GREENE	3	1	0	1	0	0	7	23	2	2	4	4	23	2	2	4	4	
PETER HARROLD	1	0	0	0	0	0	1	1	0	0	0	0	5	0	0	0	0	
ADAM HENRIQUE	2	0	1	1	1	-	0	7	0	2	2	0	7	0	2	2	0	
JACOB JOSEFSON	1	0	0	0	1	-	0	6	0	3	3	0	6	0	3	3	0	
ANDREI LOKTIONOV	2	0	0	0	1	-	0	5	2	0	0	0	4	1	0	1	0	
STEFAN MATTEAU	1	0	0	0	0	0	2	1	0	0	0	0	1	0	0	0	0	
MICHAEL RYDER	3	3	1	4	0	2	11	-	-	-	-	-	33	14	10	24	10	
BRYCE SALVADOR	3	0	0	0	2	-	0	14	1	2	3	9	22	2	4	6	9	
ANTON VOLCHENKOV	3	0	0	0	2	-	17	2	8	0	1	1	21	44	2	4	6	47
TRAVIS ZAJAC	3	1	0	1	1	-	0	5	23	2	3	5	0	23	2	3	5	0
MAREK ZIDLUCKY	3	0	2	2	1	-	0	6	4	0	2	2	0	11	1	3	4	0
DAINIUS ZUBRUS	3	0	1	1	0	2	3	21	4	5	9	12	51	10	13	23	30	

Also with career statistics vs. Bruins: RYANE CLOWE (- - - - - with Devils/6-0-6-6-0 career); JAROMIR JAGR (- - - - - /70-32-58-90-62); CAM JANSSEN (5-0-0-0-5/9-0-0-0-5); ADAM LARSSON (4-0-0-0-2/4-0-0-0-2); ROSTISLAV OLESZ (- - - - - /12-2-5-7-6); ROD PELLEY (10-0-0-0-10/10-0-0-0-10); CORY SCHNEIDER (- - - - - /1-0-0-0-0); TIM SESTITO (3-0-0-0-0/3-0-0-0-0); MATTIAS TEDENBY (5-0-1-1-4/5-0-1-1-4); ALEXANDER URBOM (2-1-0-1-0/2-1-0-1-0).

GOALTENDING HISTORY vs. BRUINS

GOALTENDER	2012-13					WITH DEVILS					CAREER				
	MIN	GA	SO	GAA	W L O/T	MIN	GA	SO	GAA	W L O/T	MIN	GA	SO	GAA	W L O/T
MARTIN BRODEUR	116	6	0	3.10	0 2 0	3360	144	4	2.57	24 22 10	3360	144	4	2.57	24 22 10
CORY SCHNEIDER	0	0	0	-	0 0 0	-	-	-	-	-	60	3	0	3.00	1 0 0

YEAR	HOME W-L-O/T	ROAD W-L-O/T	TOTAL W-L-O/T	GF-GA	SF-SA	PIM	PP/PK
1982-83	0-0-2	0-1-0	0-1-2	6-9	51-107	30-16	0-8/3-15
1983-84	0-1-0	1-1-0	1-2-0	8-12	53-99	84-88	4-17/3-15
1984-85	0-2-0	0-1-0	0-3-0	9-15	81-89	52-54	3-13/1-12
1985-86	0-1-0	0-2-0	0-3-0	9-18	78-78	54-58	4-14/4-16
1986-87	1-1-0	0-0-1	1-1-1	12-16	80-112	83-83	2-13/6-18
1987-88	0-1-0	1-1-0	1-2-0	11-16	98-64	49-51	1-15/4-14
1988-89	0-1-1	0-1-0	0-2-1	8-14	89-95	99-103	1-16/4-19
1989-90	1-0-0	0-1-1	1-1-1	10-10	86-104	52-75	1-12/2-11
1990-91	1-1-0	0-0-1	1-1-1	10-7	82-82	51-45	3-17/2-13
1991-92	1-0-0	1-1-0	2-1-0	10-10	90-100	45-55	0-11/3-16
1992-93	0-1-0	1-2-0*	1-3-0	14-16	116-124	60-50	0-15/6-20
1993-94	1-1-0	1-1-0	2-2-0	17-17	89-138	81-91	2-19/6-17
1994-95	1-1-0	0-2-0	1-3-0	8-14	125-118	120-103	0-14/4-17
1995-96	0-2-0	0-1-1	0-3-1	7-11	136-124	57-51	1-13/3-11
1996-97	2-0-0	1-1-0	3-1-0	15-11	158-107	87-76	1-15/2-10
1997-98	1-0-1	1-0-1	2-0-2	7-4	108-100	51-44	3-10/2-11
1998-99	1-1-0	1-0-1	2-1-1	9-8	125-110	47-27	2-8/1-13
1999-00	1-0-1	0-1-1	1-1-2	10-11	137-119	58-50	2-10/4-14
2000-01	1-1-0	1-1-0	2-2-0	15-13	131-124	56-48	2-13/3-12
2001-02	1-1-0	1-1-0	2-2-0	12-12	93-120	43-39	1-15/4-17
2002-03	1-0-1	1-1-0	2-1-1	8-7	116-116	39-29	1-9/0-9
2003-04	0-2-0	1-0-1	1-2-1	11-13	112-121	47-55	7-22/4-18
2005-06	2-0-0	2-0-0	4-0-0	15-10	126-120	30-58	3-23/1-14
2006-07	1-1-0	1-1-0	2-2-0	12-11	122-113	47-45	3-17/4-13
2007-08	2-0-0	1-1-0	3-1-0	13-10	132-98	36-36	3-12/3-13
2008-09	1-1-0	1-1-0	2-2-0	6-9	115-112	40-34	1-11/2-14
2009-10	1-0-1	2-0-0	3-0-1	7-5	117-135	43-29	0-7/0-9
2010-11	1-1-0	0-2-0	1-3-0	5-13	123-115	39-25	1-10/2-17
2011-12	0-2-0	0-1-1	0-3-1	8-18	123-114	33-49	2-12/2-9
2012-13	0-1-0	0-1-1	0-2-1	5-8	94-72	32-33	1-13/1-7
TOTALS	22-24-7	19-27-10	41-51-17	297-348	3186-3230	1645-1600	55-404/86-414

*Includes neutral site loss @ Providence, RI.

BOSTON BRUINS

TD GARDEN • BOSTON, MA
(617) 624-2327 • Fax (617) 523-7184
www.bostonbruins.com



Owner & Governor	Jeremy M. Jacobs
Principle & Alternate Governor	Charlie Jacobs
Sr. Advisor to the Owner	Harry Sindens
President	Cam Neely
General Manager	Peter Chiarelli
Assistant General Managers	Jim Benning, Don Sweeney
Head Coach	Claude Julien
Assistant Coaches	Doug Houda, Geoff Ward, Doug Jarvis
Goaltending Coach	Bob Essensa
Strength & Conditioning Coach	John Whitesides
Athletic Trainer	Don DelNegro
Equipment Manager	Keith Robinson
Vice President of Communications & Content	Matt Chmura
Assistant Director of Media Relations	Eric Tosi
Director of Publications & Information	Heidi Holland
Television	New England Sports Network
Radio	The Sports Hub (98.5 FM)

2012-13 LEADERS

Goals	Brad Marchand, 18	PIM	Milan Lucic, 75
Assists	David Krejci, 23	GAA	Tuukka Rask, 2.00
Points	Brad Marchand, 36	Wins	Tuukka Rask, 19
+/-	Patrice Bergeron, +24	ShO	Tuukka Rask, 5

OTHER INFORMATION

Leading Scorer vs. NJ	Ray Bourque, 16g-51a-67pts
Leading Scorer vs. Bos.	Patrik Elias, 23g-20a-43pts
Last Trade	Devils obtained future considerations for Al Stewart (10/16/91)
Stanley Cups	6 (last time 2010-11)
2013-14 Schedule vs. Bos.	Mar. 18, Apr. 13 @ NJ; Oct. 26 @ Bos.

INDIVIDUAL SCORING vs. DEVILS

PLAYER	2012-13							CAREER				
	GP	G	A	PTS	+/-	PIM	S	GP	G	A	PTS	PIM
MATT BARTKOWSKI	2	0	0	0	1	0	2	2	0	0	0	0
PATRICE BERGERON	1	0	0	0	0	0	4	28	9	12	21	0
CHRIS BOURQUE	1	0	0	0	0	0	1	3	0	1	1	0
JOHNNY BOYCHUK	3	0	0	0	1	6	4	11	0	2	2	10
GREGORY CAMPBELL	3	2	0	2	2	0	3	28	4	5	9	20
JORDAN CARON	1	0	0	0	1-	0	1	5	1	2	3	2
ZDENO CHARA	3	1	1	2	1-	4	3	55	5	17	22	71
KASPARS DAUGAVINS	2	0	0	0	0	0	3	5	0	0	0	0
DOUGIE HAMILTON	3	0	0	0	0	0	4	3	0	0	0	0
JAROME IGILIA	1	0	0	0	0	2	1	18	6	9	15	11
CHRIS KELLY	2	0	0	0	0	0	2	30	6	8	14	8
DAVID KREJCI	3	0	2	2	1-	4	4	20	5	9	14	6
MILAN LUCIC	3	0	1	1	1-	0	3	21	5	8	13	5
BRAD MARCHAND	3	0	2	2	1	0	3	13	1	4	5	6
DANIEL PAILLE	3	1	1	2	2	2	3	20	4	6	10	6
JAY PANDOLFO	1	0	0	0	0	0	0	7	0	0	0	0
TUUKKA RASK	2	0	0	0	-	0	0	7	0	0	0	0
DENNIS SEIDENBERG	3	0	1	1	2	2	3	26	0	8	8	6
SHAWN THORNTON	3	0	0	0	1-	5	2	22	4	2	6	40

Also with career statistics vs. Devils: LOUI ERIKSSON (9-5-3-8-0); CHRISTIAN HANSON (4-1-0-1-4); JOSH HENNESSY (2-0-0-0-0); NICK JOHNSON (1-0-1-1-0); ADAM MQUAID (7-0-0-0-5); WADE REDDEN (54-3-11-14-22); MARC SAVARD (29-10-12-22-28); TRENT WHITFIELD (9-0-1-1-2).

GOALTENDING HISTORY vs. DEVILS

GOALTENDER	2012-13					CAREER				
	MIN	GA	SO	GAA	W L O/T	MIN	GA	SO	GAA	W L O/T
TUUKKA RASK	125	1	1	0.48	2 0 0	358	6	2	1.01	3 1 2



DEVILS
at New Jersey
at Buffalo

ALL-TIME RECORD

GP	W	L	O/T	OTL	PTS	GF	GA
108	49	40	19	0	117	325	322
54	26	20	8	0	60	153	152
54	23	20	11	0	58	172	170

2012-13 SUMMARY

NEW JERSEY	GP	W	L	OT	PTS	GF	SA	PIM	PP	SHG
BUFFALO	3	1	0	2	4	8	9	37	2-13, 15.4%	2
	3	2	0	1	5	9	8	74	1-12, 8.3%	0

DATE	GAME#	RES	SCORE	LOCATION	GOALTENDERS	W/D GOAL
03/02/13	21	Ls	3-4	@ Buffalo	HEDBERG/Miller	Pominville
03/07/13	24	Ws	3-2	@ DEVILS	HEDBERG/Miller*	CLARKSON
04/07/13	39	Ls	2-3	@ Buffalo	BRODEUR/Miller	Gerbe

* - Enroth replaced by Miller at 58:54.

INDIVIDUAL SCORING vs. SABRES

PLAYER	GP	G	A	PTS	+/-	PIM	S	GP	G	A	PTS	PIM	GP	G	A	PTS	PIM
STEVE BERNIER	3	1	1	2	2	2	9	4	1	1	2	2	11	3	1	4	2
MARTIN BRODEUR	1	0	0	0	-	0	0	62	0	3	3	8	62	0	3	3	8
RYAN CARTER	3	0	1	1	0	2	2	5	0	1	1	6	11	0	1	1	6
RYANE CLOWE	1	1	1	2	3	0	2	-	-	-	-	-	7	1	4	5	9
PATRIK ELIAS	3	1	0	1	1	-	0	54	10	28	38	22	54	10	28	38	22
MARK FAYNE	3	1	1	2	1	2	3	8	2	3	5	2	8	2	3	5	2
STEPHEN GIONTA	3	0	0	0	0	0	6	4	0	0	0	0	4	0	0	0	0
ANDY GREENE	3	0	1	1	2	0	3	19	2	7	9	8	19	2	7	9	8
PETER HARROLD	1	0	0	0	0	0	2	2	0	0	0	0	5	0	1	1	0
ADAM HENRIQUE	3	2	0	2	1	2	13	7	2	5	7	2	7	2	5	7	2
JAROMIR JAGR	1	0	0	0	0	0	4	-	-	-	-	-	77	42	56	98	68
JACOB JOSEFSON	1	0	0	0	1	-	0	5	0	0	0	0	5	0	0	0	0
ADAM LARSSON	2	0	0	0	0	0	2	5	0	0	0	0	5	0	0	0	0
ANDREI LOKTIONOV	3	1	0	1	0	0	7	3	1	0	1	0	3	1	0	1	0
STEFAN MATTEAU	2	0	1	1	0	0	2	2	0	1	1	0	2	0	1	1	0
MICHAEL RYDER	3	1	2	3	0	0	6	-	-	-	-	-	51	15	14	29	24
BRYCE SALVADOR	3	0	0	0	1	-	2	15	1	0	1	14	23	1	2	3	29
ANTON VOLCHENKOV	2	0	0	0	1	-	2	7	0	1	1	2	40	1	9	10	27
TRAVIS ZAJAC	3	0	0	0	1	-	6	24	4	4	8	12	24	4	4	8	12
MAREK ZIDLUCKY	3	0	0	0	2	-	9	3	0	0	2	9	3	1	4	5	8
DAINIUS ZUBRUS	1	0	1	1	0	0	1	20	0	2	2	8	57	5	13	18	33

Also with career statistics vs. Sabres: KRYSS BARCH (- - - - - with Devils/4-0-0-0-17 career); CAM JANSSEN (6-0-0-0-15/8-0-0-0-20); ROSTISLAV OLESZ (- - - - - /14-3-5-8-4); ROD PELLEY (12-0-0-0-0/13-0-0-0-0); CORY SCHNEIDER (- - - - - /2-0-0-0-0); TIM SESTITO (2-0-0-0-0/2-0-0-0-0); MATTIAS TEDENBY (3-0-1-1-0/3-0-1-1-0); ALEXANDER URBOM (1-0-0-0-0/1-0-0-0-0).

GOALTENDING HISTORY vs. SABRES

GOALTENDER	MIN	GA	SO	GAA	W	L	OT	MIN	GA	SO	GAA	W	L	OT	MIN	GA	SO	GAA	W	L	OT
MARTIN BRODEUR	65	2	0	1.85	0	0	1	3575	126	3	2.11	33	16	9	3575	126	3	2.11	33	16	9
CORY SCHNEIDER	0	0	0	-	0	0	0	-	-	-	-	-	-	-	120	5	0	2.50	0	1	1

YEAR	HOME W-L-O/T	ROAD W-L-O/T	TOTAL W-L-O/T	GF-GA	SF-SA	PIM	PP/PK
1982-83	0-1-1	0-1-0	0-2-1	11-18	81-112	33-44	4-11/4-11
1983-84	0-1-0	0-1-1	0-2-1	8-17	85-98	30-34	1-15/3-12
1984-85	0-2-0	0-1-0	0-3-0	8-12	55-88	64-68	4-18/4-16
1985-86	0-1-0	1-1-0	1-2-0	12-13	105-90	49-43	2-14/4-15
1986-87	1-1-0	0-1-0	1-2-0	9-12	79-88	62-62	4-16/4-15
1987-88	0-1-0	0-1-1	0-2-1	7-14	96-102	162-128	4-17/5-19
1988-89	1-1-0	0-1-0	1-2-0	12-16	94-72	93-77	4-18/7-16
1989-90	1-0-0	1-1-0	2-1-0	13-12	104-105	39-39	3-13/3-12
1990-91	1-0-1	0-0-1	1-0-2	12-8	119-83	57-49	1-15/3-19
1991-92	1-0-1	0-1-1	1-1-1	15-13	94-101	82-55	1-10/4-17
1992-93	1-0-1*	1-1-0	2-1-1	15-13	137-117	108-98	3-15/3-20
1993-94	1-1-0	2-0-0	3-1-0	17-7	115-117	100-99	0-10/3-17
1994-95	1-0-0	0-2-0	1-2-0	7-8	82-65	70-81	1-9/1-11
1995-96	0-2-0	1-0-1	1-2-1	12-13	155-97	138-127	3-19/5-23
1996-97	1-0-1	1-1-0	2-1-1	13-8	142-100	74-68	3-13/2-15
1997-98	2-0-0	2-0-0	4-0-0	14-9	122-93	75-81	4-17/3-19
1998-99	0-1-1	2-0-0	2-1-1	10-8	118-113	99-95	3-14/2-16
1999-00	1-1-0	1-1-0	2-2-0	12-12	128-97	76-60	2-14/3-21
2000-01	0-2-0	0-2-0	0-4-0	3-15	110-104	52-28	1-12/4-19
2001-02	2-0-0	0-1-1	2-1-1	10-6	82-85	77-78	4-15/1-14
2002-03	2-0-0	1-0-1	3-0-1	12-7	111-108	49-43	1-16/2-19
2003-04	2-0-0	1-0-1	3-0-1	19-7	112-105	71-69	5-20/1-16
2005-06	2-0-0	1-1-0	3-1-0	10-9	104-109	36-36	1-13/3-12
2006-07	1-1-0	1-1-0	2-2-0	11-11	127-97	47-33	0-13/0-14
2007-08	2-0-0	1-0-1	3-0-1	9-7	116-86	20-20	1-9/0-9
2008-09	0-2-0	2-0-0	2-2-0	10-11	104-127	43-39	2-13/3-15
2009-10	1-1-0	1-0-1	2-1-1	7-7	143-103	26-34	3-14/1-10
2010-11	0-1-1	1-1-0	1-2-1	6-13	124-123	25-25	1-10/1-10
2011-12	1-0-1	2-0-0	3-0-1	13-7	103-99	44-52	4-15/2-11
2012-13	1-0-0	0-0-2	1-0-2	8-9	103-74	33-37	2-13/1-12
TOTALS	26-20-8	23-20-11	49-40-19	325-322	3250-2968	1934-1802	72-421/82-455

*Includes neutral site win @ Hamilton, Ont.

BUFFALO SABRES

FIRST NIAGARA CENTER • BUFFALO, NY

(716) 855-4100 • Fax (716) 855-4110

www.sabres.com



Owner	Terrence M. Pegula
President	Theodore N. Black
General Manager	Darcy Regier
Assistant General Manager	Kevin Devine
Head Coach	Ron Rolston
Assistant Coaches	Joe Sacco, Teppo Numminen
Strength & Conditioning Coach	Doug McKenney
Goaltender Coach	Jim Corsi
Athletic Trainer	Tim Macre
Equipment Managers	Dave Williams, Rip Simonick
Vice President, Public & Community Relations	Michael Gilbert
Director, Media Relations	Chris Bandura
Television	Madison Square Garden Network
Radio	WGR (550 AM)

2012-13 LEADERS


Goals	Thomas Vanek, 20	PIM	Steve Ott, 93
Assists	T. Vanek, T. Ennis, 21	GAA	Ryan Miller, 2.81
Points	Thomas Vanek, 41	Wins	Ryan Miller, 17
+/-	J. Hecht, C. Ehrhoff, +6	ShO	Jhonas Enroth, 1

OTHER INFORMATION

Leading Scorer vs. NJ	Dave Andreychuk, 16g-23a-39pts
Leading Scorer vs. Buf.	Patrik Elias, 10g-28a-38pts
Last Trade	Devils obtained Riley Boychuk for Henrik Tallinder (07/07/13)
Stanley Cups	None
2013-14 Schedule vs. Buf.	Nov. 30 @ NJ; Jan. 4, Apr. 1 @ Buf.



ROLSTON



MILLER

INDIVIDUAL SCORING vs. DEVILS

PLAYER	GP	G	A	PTS	+/-	PIM	S	GP	G	A	PTS	PIM
LUKE ADAM	1	0	0	0	0	0	0	4	0	0	0	0
CHRISTIAN EHRHOFF	3	0	0	0	1	6	10	12	0	2	2	14
TYLER ENNIS	3	0	1	1	3-	6	4	9	2	2	4	12
JHONAS ENROTH	1	0	0	0	-	0	0	3	0	0	0	0
BRIAN FLYNN	3	1	0	1	1	0	6	3	1	0	1	0
MARCUS FOLIGNO	3	0	1	1	1-	2	4	3	0	1	1	2
MIKHAIL GRIGORENKO	2	0	1	1	1	0	1	2	0	1	1	0
JOCHEN HECHT	2	1	1	2	2	0	2	36	6	8	14	16
CODY HODGSON	3	0	3	3	2	0	3	4	0	3	3	0
PATRICK KALETA	2	1	0	1	1	2	5	19	4	0	4	24
JAMIE MCBAIN	3	0	0	0	3	0	5	11	0	5	5	0
RYAN MILLER	3	0	0	0	-	0	0	27	0	0	0	4
TYLER MYERS	3	0	0	0	1-	2	3	14	4	2	6	4
STEVE OTT	3	1	2	3	1-	7	3	14	1	4	5	17
KEVIN PORTER	3	0	0	0	1-	4	5	4	0	0	0	4
MARK PYSYK	1	0	0	0	0	0	1	1	0	0	0	0
JOHN SCOTT	2	0	0	0	1	2	1	5	0	0	0	7
DREW STAFFORD	3	0	0	0	0	0	5	23	3	3	6	2
THOMAS VANEK	1	1	0	1	0	0	4	29	9	3	12	16
MIKE WEBER	3	0	1	1	1	4	1	9	0	1	1	6

Also with career statistics vs. Devils: MATT ELLIS (8-0-3-3-0); COLTON GILLIES (2-0-0-0-2); VILLE LEINO (11-1-5-6-2); CODY MCCORMICK (9-0-0-0-13); BRAYDEN McNABB (1-0-0-0-0); ALEXANDER SULZER (3-0-0-0-2); HENRIK TALLINDER (24-0-3-3-10); COREY TROPP (1-0-0-0-0); MIKE ZIGOMANIS (4-0-1-1-2).

GOALTENDING HISTORY vs. DEVILS

GOALTENDER	MIN	GA	SO	GAA	W	L	OT	MIN	GA	SO	GAA	W	L	O/T
JHONAS ENROTH	59	2	0	2.03	0	0	0	174	11	0	3.79	1	1	0
RYAN MILLER	136	5	0	2.21	2	0	1	1582	58	2	2.20	11	11	5



DEVILS
at New Jersey
at Calgary

ALL-TIME RECORD									
	GP	W	L	O/T	OTL	PTS	GF	GA	
DEVILS	53	17	28	7	1	42	155	197	
at New Jersey	28	11	16	1	0	23	77	98	
at Calgary	25	6	12	6	1	19	78	99	

INDIVIDUAL SCORING vs. FLAMES

PLAYER	2012-13							WITH DEVILS					CAREER				
	GP	G	A	PTS	+/-	PIM	S	GP	G	A	PTS	PIM	GP	G	A	PTS	PIM
KRYS BARCH	0	0	0	0	0	0	0	-	-	-	-	-	12	0	1	1	4
STEVE BERNIER	0	0	0	0	0	0	0	-	-	-	-	-	21	3	5	8	13
MARTIN BRODEUR	0	0	0	0	0	0	0	16	0	0	0	0	16	0	0	0	0
RYAN CARTER	0	0	0	0	0	0	0	1	0	0	0	0	6	2	0	2	5
RYANE CLOWE	2	0	0	0	1	0	6	-	-	-	-	-	20	7	8	15	41
PATRIK ELIAS	0	0	0	0	0	0	0	16	6	3	9	6	16	6	3	9	6
MARK FAYNE	0	0	0	0	0	0	0	2	0	0	0	2	2	0	0	0	2
STEPHEN GIONTA	0	0	0	0	0	0	0	1	0	0	0	0	1	0	0	0	0
ANDY GREENE	0	0	0	0	0	0	0	3	0	1	1	4	3	0	1	1	4
PETER HARROLD	0	0	0	0	0	0	0	-	-	-	-	-	7	0	0	0	2
ADAM HENRIQUE	0	0	0	0	0	0	0	1	1	1	2	5	1	1	1	2	5
JAROMIR JAGR	3	0	2	2	4	2	10	-	-	-	-	-	28	12	25	37	20
CAM JANSSEN	0	0	0	0	0	0	0	-	-	-	-	-	11	0	1	1	46
ADAM LARSSON	0	0	0	0	0	0	0	1	0	1	1	0	1	0	1	1	0
ANDREI LOKTIONOV	0	0	0	0	0	0	0	-	-	-	-	-	4	0	1	1	0
ROSTISLAV OLESZ	0	0	0	0	0	0	0	-	-	-	-	-	5	2	1	3	2
ROD PELLEY	0	0	0	0	0	0	0	5	0	0	0	0	5	0	0	0	0
MICHAEL RYDER	2	0	2	2	1	0	4	-	-	-	-	-	13	2	7	9	4
BRYCE SALVADOR	0	0	0	0	0	0	0	3	0	0	0	2	22	0	4	4	58
CORY SCHNEIDER	3	0	0	0	0	0	0	-	-	-	-	-	6	0	0	0	0
MATTIAS TEDENBY	0	0	0	0	0	0	0	2	0	1	1	0	2	0	1	1	0
ANTON VOLCHENKOV	0	0	0	0	0	0	0	2	0	0	0	0	8	0	0	0	0
TRAVIS ZAJAC	0	0	0	0	0	0	0	4	0	3	3	0	4	0	3	3	0
VLADIMIR ZHARKOV	0	0	0	0	0	0	0	1	0	0	0	0	1	0	0	0	0
MAREK ZIDICKY	0	0	0	0	0	0	0	-	-	-	-	-	34	1	11	12	16
DAINIUS ZUBRUS	0	0	0	0	0	0	0	5	0	1	1	8	17	5	5	10	12

GOALTENDING HISTORY vs. FLAMES

GOALTENDER	2012-13					WITH DEVILS					CAREER				
	MIN	GA	SO	GAA	W L OT	MIN	GA	SO	GAA	W L OT	MIN	GA	SO	GAA	W L OT
MARTIN BRODEUR	0	0	0	-	0 0 0	920	35	1	2.28	7 5 3	920	35	1	2.28	7 5 3
CORY SCHNEIDER	185	5	0	1.62	3 0 0	-	-	-	-	-	366	13	0	2.13	4 2 0

YEAR	HOME	ROAD	TOTAL	GF-GA	SF-SA	PIM	PP/PK
	W-L-O/T	W-L-O/T	W-L-O/T				
1982-83	0-2-0	1-0-0	1-2-0	7-16	77-89	49-41	4-11/4-11
1983-84	0-1-0	0-1-1	0-2-1	9-11	87-91	52-40	1-11/3-13
1984-85	0-1-1	0-1-0	0-2-1	7-14	97-95	64-60	2-12/2-9
1985-86	0-1-0	0-1-1	0-2-1	10-18	98-122	49-45	3-14/3-16
1986-87	1-1-0	0-1-0	1-2-0	13-14	75-109	65-47	1-11/2-14
1987-88	0-1-0	1-1-0	1-2-0	8-18	89-112	92-76	2-20/5-17
1988-89	0-2-0	0-1-0	0-3-0	6-13	77-84	128-140	2-22/6-16
1989-90	0-1-0	0-2-0	0-3-0	9-16	87-103	26-30	1-11/2-9
1990-91	2-0-0	0-1-0	2-1-0	10-10	73-90	70-56	3-10/6-17
1991-92	1-0-0	1-0-0	2-0-0	11-5	71-71	36-43	2-9/2-11
1992-93	0-1-0	0-1-0	0-2-0	7-9	53-66	27-25	1-6/2-7
1993-94	1-0-0	0-0-1	1-0-1	8-5	50-69	58-36	3-10/1-11
1994-95	0-0-0	0-0-0	0-0-0	0-0	0-0	0-0	0-0/0-0
1995-96	0-1-0	0-0-1	0-1-1	2-3	52-48	48-50	0-8/1-6
1996-97	1-0-0	1-0-0	2-0-0	7-1	50-54	31-27	1-5/0-7
1997-98	1-0-0	0-0-1	1-0-1	4-3	65-36	41-49	0-10/0-6
1998-99	0-1-0	0-0-0	0-1-0	2-5	38-25	27-15	1-5/1-6
1999-00	0-1-0	0-0-1	0-1-1	4-6	82-52	20-22	1-8/0-7
2000-01	0-0-0	1-0-0	1-0-0	4-2	34-13	14-18	0-6/1-4
2001-02	1-0-0	0-0-0	1-0-0	5-1	23-24	16-14	0-1/0-2
2002-03	0-1-0	0-1-0	0-2-0	6-8	58-53	18-12	0-6/0-9
2003-04	1-0-0	0-0-0	1-0-0	3-1	26-19	26-9	0-1/1-3
2005-06	0-1-0	0-0-0	0-1-0	1-4	32-15	10-22	1-10/3-4
2006-07	0-0-0	0-0-0	0-0-0	0-0	0-0	0-0	0-0/0-0
2007-08	0-0-0	1-0-0	1-0-0	1-0	22-30	17-13	0-4/0-6
2008-09	1-0-0	0-0-0	1-0-0	3-2	31-37	19-13	1-4/1-7
2009-10	0-0-0	0-1-0	0-1-0	3-5	25-25	12-18	1-4/0-1
2010-11	1-0-0	0-0-0	1-0-0	2-1	21-26	6-6	0-3/0-3
2011-12	0-0-0	0-1-0	0-1-0	3-6	38-14	20-18	1-4/1-5
2012-13	0-0-0	0-0-0	0-0-0	0-0	0-0	0-0	0-0/0-0
TOTALS	11-16-1	6-13-6	17-29-7	155-197	1531-1572	1041-945	32-226/47-227

CALGARY FLAMES

SCOTIABANK SADDLEDOME • CALGARY, ALTA.
(403) 777-2177 • Fax (403) 777-2195
www.calgaryflames.com



Co-Owner & Chairman	N. Murray Edwards
President & CEO	Ken King
President of Hockey Operations	Brian Burke
General Manager	Jay Feaster
Senior VP & Assistant GM	Michael Holditch
Assistant GM of Player Personnel	John Weisbrod
Head Coach	Bob Hartley
Associate Coach	Jacques Cloutier
Assistant Coach	Martin Gelinas
Goaltender Coach	Clint Malarchuk
Strength & Conditioning Coach	Rich Hesketh
Athletic Therapist	Morris Boyer
Equipment Manager	Mark DePasquale
Vice President, Communications	Peter Hanlon
Manager, Media Relations	Sean Kelso
Television	Rogers Sportsnet, CBC-TV, TSN
Radio	The Fan (960 AM)

2012-13 LEADERS


Goals	Curtis Glencross, 15	PIM	Tim Jackman, 76
Assists	Lee Stempniak, 23	GAA	Joey MacDonald, 2.87
Points	M. Cammalleri, L. Stempniak, 32	Wins	J. MacDonald, M. Kiprusoff, 8
+/-	Matt Stajan, +7	ShO	None

OTHER INFORMATION

Leading Scorer vs. NJ	Gary Suter, 4g-25a-29pts
Leading Scorer vs. Cgy.	John MacLean, 6g-10a-16pts
Last Trade	Deviils obtained #5 2012 Draft Pick (Graham Black) for Pierre-Luc Letourneau-Leblond (07/14/11)
Stanley Cups	1 (1988-89)
2013-14 Schedule vs. Cgy.	Apr. 7 @ NJ; Oct. 11 @ Cgy.



HARTLEY



CAMMALLERI

INDIVIDUAL SCORING vs. DEVILS

PLAYER	2012-13							CAREER				
	GP	G	A	PTS	+/-	PIM	S	GP	G	A	PTS	PIM
MIKAEL BACKLUND	0	0	0	0	0	0	0	3	0	3	3	0
STEVE BEGIN	0	0	0	0	0	0	0	20	0	0	0	6
LANCE BOUMA	0	0	0	0	0	0	0	1	0	0	0	0
T.J. BRODIE	0	0	0	0	0	0	0	1	1	0	1	0
CHRIS BUTLER	0	0	0	0	0	0	0	8	0	2	2	2
PAUL BYRON	0	0	0	0	0	0	0	1	0	0	0	0
MIKE CAMMALLERI	0	0	0	0	0	0	0	12	2	6	8	4
T.J. GALLIARDI	0	0	0	0	0	0	0	3	3	1	4	2
MARK GIORDANO	0	0	0	0	0	0	0	2	0	1	1	4
CURTIS GLENCROSS	0	0	0	0	0	0	0	4	3	4	7	2
ROMAN HORAK	0	0	0	0	0	0	0	1	0	0	0	0
JIRI HUHLER	0	0	0	0	0	0	0	5	0	2	2	4
TIM JACKMAN	0	0	0	0	0	0	0	15	0	2	2	32
BLAIR JONES	0	0	0	0	0	0	0	4	1	0	1	0
DAVID JONES	0	0	0	0	0	0	0	4	0	0	0	0
JOEY MacDONALD	0	0	0	0	-	0	0	6	0	0	0	2
BRIAN McGRATTAN	0	0	0	0	0	0	0	8	1	1	2	26
SHANE O'BRIEN	0	0	0	0	0	0	0	11	0	3	3	23
KARRI RAMO	0	0	0	0	-	0	0	4	0	0	0	0
KRIS RUSSELL	0	0	0	0	0	0	0	4	0	0	0	0
DEREK SMITH	0	0	0	0	0	0	0	1	0	0	0	0
MATT STAJAN	0	0	0	0	0	0	0	22	7	5	12	10
LEE STEPNIK	0	0	0	0	0	0	0	9	2	3	5	0
DENNIS WIDEMAN	0	0	0	0	0	0	0	25	7	5	12	14

GOALTENDING HISTORY vs. DEVILS

GOALTENDER	2012-13					CAREER				
	MIN	GA	SO	GAA	W L OT	MIN	GA	SO	GAA	W L OT
JOEY MacDONALD	0	0	0	-	0 0 0	360	16	0	2.67	2 3 1
KARRI RAMO	0	0	0	-	0 0 0	218	11	0	3.03	0 0 3



DEVILS
at New Jersey
at Carolina/Hfd.

ALL-TIME RECORD

GP	W	L	O/T	OTL	PTS	GF	GA
109	58	40	10	1	127	347	309
55	34	19	2	0	70	185	155
54	24	21	8	1	57	162	154

2012-13 SUMMARY

NEW JERSEY	GP	W	L	OT	PTS	GF	SA	PIM	PP	SHG
CAROLINA	3	2	1	0	4	11	9	65	85	24

DATE	GAME#	RES	SCORE	LOCATION	GOALTENDERS	W/D GOAL
02/12/13	13	L	2-4	@ DEVILS	BRODEUR/Ward	Henrique
03/09/13	25	L	3-6	@ Carolina	*HEDBERG/Ellis	Terry
03/21/13	31	W	4-1	@ Carolina	BRODEUR/Ellis#	Henrique

* - Hedberg replaced by Frazee at 40:00.
- Ellis replaced by Peters at 59:09.

INDIVIDUAL SCORING vs. HURRICANES/WHALERS

PLAYER	GP	G	A	PTS	+/-	PIM	S	GP	G	A	PTS	PIM
KRYS BARCH	1	0	0	0	0	0	0	1	0	0	0	0
STEVE BERNIER	3	0	1	1	-	0	3	4	0	2	2	0
MARTIN BRODEUR	2	1	0	1	-	0	0	60	1	2	3	6
RYAN CARTER	3	0	0	1	2	-	13	6	2	0	2	21
RYAN CLOWE	2	0	1	1	0	0	0	1	0	0	0	0
PATRIK ELIAS	3	1	2	3	1	2	6	51	21	31	52	18
MARK FAYNE	2	0	1	1	1	2	4	10	1	4	5	8
STEPHEN GIONTA	3	0	0	0	2	-	0	3	0	0	0	0
ANDY GREENE	3	0	1	1	0	2	3	23	2	7	9	2
PETER HARROLD	2	1	0	1	2	-	0	3	1	0	1	0
ADAM HENRIQUE	3	1	0	1	1	2	3	7	3	0	3	2
JAROMIR JAGR	2	0	3	3	2	0	7	-	-	-	-	-
JACOB JOSEFSON	1	0	0	0	0	2	1	4	0	2	2	4
ADAM LARSSON	3	0	1	1	1	-	0	5	0	1	1	0
ANDREI LOKTIONOV	2	1	0	1	0	0	4	2	1	0	1	0
STEFAN MATTEAU	2	0	0	0	1	-	0	2	0	0	0	0
HARRI PESONEN	1	0	0	0	0	2	2	1	0	0	0	2
MICHAEL RYDER	2	0	0	0	1	-	2	4	-	-	-	-
BRYCE SALVADOR	2	0	0	0	0	0	1	14	0	2	2	12
TIM SESTITO	1	0	0	0	0	2	1	5	0	0	0	2
ANTON VOLCHENKOV	3	0	1	1	1	2	0	10	0	6	6	8
TRAVIS ZAJAC	3	0	2	2	1	-	2	25	5	10	15	12
MAREK ZIDLICKY	3	0	2	2	2	-	3	4	0	2	2	10

Also with career statistics vs. Hurricanes/Whalers: CAM JANSSEN (7-0-0-0-8 with Devils/10-0-0-0-20 career); ROSTISLAV OLESZ (-30-2-9-11-6); ROD PELLEY (12-1-0-1-2/14-1-0-1-2); CORY SCHNEIDER (-2-0-0-0-0); MATTIAS TEDENBY (7-2-0-2-4/7-2-0-2-4); ALEXANDER URBOM (1-0-0-0-0/1-0-0-0-0); DAINIUS ZUBRUS (19-6-7-13-12/63-16-26-42-51).

GOALTENDING HISTORY vs. HURRICANES/WHALERS

GOALTENDER	MIN	GA	SO	GAA	W	L	OT	MIN	GA	SO	GAA	W	L	OT
MARTIN BRODEUR	119	4	0	2.02	1	1	0	3508	119	9	2.04	38	15	6
CORY SCHNEIDER	-	-	-	-	-	-	-	119	5	0	2.52	1	1	0

YEAR	HOME W-L-O/T	ROAD W-L-O/T	TOTAL W-L-O/T	GF-GA	SF-SA	PIM	PP/PK
1982-83	1-1-0	0-1-0	1-2-0	6-9	82-90	30-31	2-12/12-10
1983-84	1-0-0	0-1-1	1-1-1	13-13	81-94	56-48	2-10/5-14
1984-85	0-2-0	0-1-0	0-3-0	4-13	83-81	61-84	1-18/4-11
1985-86	0-1-0	1-1-0	1-2-0	15-14	76-84	59-53	2-10/3-13
1986-87	1-1-0	0-0-1	1-1-1	15-16	95-121	37-55	5-15/5-11
1987-88	1-0-0	0-1-1	1-1-1	7-6	78-93	89-87	2-16/3-20
1988-89	1-1-0	0-1-0	1-2-0	11-14	85-97	62-41	0-13/6-18
1989-90	0-1-0	1-1-0	1-2-0	9-16	83-85	56-39	3-14/6-17
1990-91	1-1-0	0-1-0	1-2-0	8-13	86-75	52-78	2-12/4-9
1991-92	2-0-0	1-0-0	3-0-0	16-4	74-67	39-68	5-18/1-15
1992-93	1-1-0	2-0-0	3-1-0	21-14	159-118	94-95	7-20/3-13
1993-94	2-0-0	0-1-1	2-1-1	12-9	126-104	84-63	1-14/3-13
1994-95	1-0-1	0-0-1	1-0-2	7-6	102-74	24-36	1-7/3-7
1995-96	1-1-0	2-1-1	3-2-1	15-8	158-90	64-86	3-21/5-16
1996-97	2-0-0	1-1-0	3-1-0	15-8	116-103	61-57	3-13/2-15
1997-98	1-1-0	1-1-0	2-2-0	7-9	100-90	76-66	2-16/2-16
1998-99	2-0-0	2-1-0	4-1-0	20-13	178-123	87-97	3-26/4-25
1999-00	1-1-0	1-1-0	2-2-0	12-13	110-106	64-42	2-11/4-18
2000-01	2-0-0	0-1-1	2-1-1	15-11	131-98	68-48	2-11/5-21
2001-02	0-1-1	2-0-0	2-1-1	10-10	110-94	36-24	2-9/2-13
2002-03	0-1-1	1-1-0	1-2-0	9-8	121-86	93-102	4-25/1-20
2003-04	1-1-0	2-0-0	3-1-0	11-5	89-95	38-40	3-12/0-11
2005-06	1-1-0	1-1-0	2-2-0	9-13	100-118	38-44	3-20/3-17
2006-07	1-1-0	2-0-0	3-1-0	12-11	95-127	66-52	2-18/3-18
2007-08	2-0-0	1-0-1	3-0-1	16-5	105-102	71-64	5-13/0-11
2008-09	1-1-0	0-2-0	1-3-0	8-11	138-133	36-32	3-14/7-16
2009-10	2-0-0	1-1-0	3-1-0	12-7	114-106	38-42	3-16/3-14
2010-11	2-0-0	1-1-0	3-1-0	13-11	109-99	51-33	0-5/5-14
2011-12	2-0-0	1-1-0	3-1-0	14-8	118-108	47-34	2-14/0-15
2012-13	0-1-0	1-1-0	1-2-0	9-11	85-65	26-24	3-9/4-10
TOTALS	34-19-2	24-22-8	58-41-10	347-309	3187-2926	1703-1665	78-432/98-443

CAROLINA HURRICANES

PNC ARENA • RALEIGH, NC
(919) 467-7825 • Fax (919) 462-0123
www.carolinahurricanes.com



CEO, Owner & Governor.....Peter Karmanos, Jr.
President & General Manager.....Jim Rutherford
Executive Vice President/Assistant General Manager.....Jason Karmanos
Vice President of Hockey Operations.....Ron Francis
Head Coach.....Kirk Muller
Assistant Coaches.....Rod Brind'Amour, Dave Lewis, John MacLean
Goaltending Coach.....Greg Stefan
Head Athletic Trainer/Strength & Conditioning Coach.....Peter Friesen
Equipment Managers.....Skip Cunningham, Bob Gorman, Jorge Alves
Senior Director of Communications.....Mike Sundheim
Director of Media Relations & Broadcasting.....Kyle Hanlin
Television.....FS South
Radio.....The Fan (99.9 FM)



MULLER

2012-13 LEADERS

Goals.....Jiri Tlustý, 23 PIM.....Eric Staal, 54
Assists.....Eric Staal, 35 GAA.....Cam Ward, 2.84
Points.....Eric Staal, 53 Wins.....Cam Ward, 9
+/-.....Jiri Tlustý, +15 ShO.....J. Peters, D. Ellis, 1

OTHER INFORMATION

Leading Scorer vs. NJ.....Ron Francis, 13g-30a-43pts
Leading Scorer vs. Car./Hfd.....Patrik Elias 21g-31a-52pts
Last Trade.....Devils obtained Alexei Ponikarovsky for
Joe Sova, #4 2012 Draft Pick (Jaccob Slavin) (01/20/12)

Stanley Cups.....1 (2005-06)

2013-14 Schedule vs. Car. Nov. 27, Mar. 8 @ NJ; Nov. 29, Apr. 5 @ Car.



E. STAAL

INDIVIDUAL SCORING vs. DEVILS

PLAYER	GP	G	A	PTS	+/-	PIM	S	GP	G	A	PTS	PIM
BRETT BELLEMORE	1	0	0	0	0	2	1	1	0	0	0	2
DRAYSON BOWMAN	3	0	0	0	1	0	2	6	0	0	0	0
ZACH BOYCHUK	3	0	0	0	2	0	2	8	1	1	2	0
TIM BRENT	3	0	0	0	0	0	4	10	0	2	2	0
PATRICK DWYER	3	1	0	1	0	2	4	13	2	0	2	2
JUSTIN FAULK	2	0	2	2	1	2	0	5	0	2	2	8
NATHAN GERBE	3	0	1	1	1	0	7	11	1	5	6	0
TIM GLEASON	3	0	1	1	1	0	2	27	2	7	9	2
RON HAINSEY	3	0	1	1	1	0	0	20	2	4	6	6
JAY HARRISON	3	1	1	2	0	2	2	16	1	1	2	19
ANTON KHUDBOIN	1	0	0	0	-	0	0	1	0	0	0	0
CHAD LA ROSE	1	0	0	0	0	0	1	23	4	2	6	12
RILEY NASH	2	0	0	0	0	0	2	2	0	0	0	0
ANDREAS NODL	1	0	0	0	0	0	1	13	0	2	2	0
JUSTIN PETERS	1	0	0	0	-	0	0	2	0	0	0	0
JONI PITKANEN	2	0	1	1	0	0	1	35	2	9	11	34
TUOMO RUUTU	1	0	0	0	0	0	0	20	8	8	16	14
BOBBY SANGUINETTI	2	0	1	1	0	0	1	2	0	1	1	0
ANDREJ SEKERA	3	0	1	1	2	0	1	18	0	4	4	0
ALEXANDER SEMIN	3	1	2	3	0	2	3	28	8	11	19	34
JEFF SKINNER	3	2	1	3	0	2	11	10	6	2	8	10
ERIC STAAL	3	0	5	5	2	6	6	35	4	14	18	26
JORDAN STAAL	3	0	2	2	1	0	4	39	10	7	17	18
CHRIS TERRY	1	1	0	1	1	0	1	1	1	0	1	0
JIRI TLUSTY	3	4	1	5	2	2	7	14	4	4	8	4
CAM WARD	1	0	0	0	-	0	0	21	1	0	1	2

Also with career statistics vs. Devils: EVGENII DADONOV (4-1-0-1-2); ZAC DALPE (3-1-0-1-0); RADEK DVORAK (55-6-20-26-26); MARK FLOOD (4-1-1-2-0); MARC-ANDRE GRAGNANI (2-0-0-0-0); MIKE KOMISAREK (25-0-6-6-14); AARON PALUSHAJ (1-0-0-0-0); KEVIN WESTGARTH (2-0-0-0-0).

GOALTENDING HISTORY vs. DEVILS

GOALTENDER	MIN	GA	SO	GAA	W	L	OT	MIN	GA	SO	GAA	W	L	O/T
ANTON KHUDBOIN	60	4	0	4.00	1	0	0	60	4	0	4.00	1	0	0
JUSTIN PETERS	1	0	0	0.00	0	0	0	60	2	0	2.00	1	0	0
CAM WARD	60	2	0	2.00	1	0	0	1239	56	0	2.71	8	11	2



DEVILS
at New Jersey
at Chicago

ALL-TIME RECORD

GP	W	L	O/T	OTL	PTS	GF	GA
58	27	18	13	0	67	177	177
29	15	7	7	0	37	85	75
29	12	11	6	0	30	92	102

INDIVIDUAL SCORING vs. BLACKHAWKS

PLAYER	2012-13							WITH DEVILS					CAREER				
	GP	G	A	PTS	+/-	PIM	S	GP	G	A	PTS	PIM	GP	G	A	PTS	PIM
KRYS BARCH	0	0	0	0	0	0	0	-	-	-	-	-	12	0	2	2	11
STEVE BERNIER	0	0	0	0	0	0	0	1	0	0	0	2	18	4	2	6	18
MARTIN BRODEUR	0	0	0	0	-	0	0	20	0	0	0	0	20	0	0	0	0
RYAN CARTER	0	0	0	0	0	0	0	1	0	0	0	0	7	0	1	1	4
RYANE CLOWE	3	0	1	1	1	12	4	-	-	-	-	-	25	3	10	13	47
PATRIK ELIAS	0	0	0	0	0	0	0	20	7	8	15	14	20	7	8	15	14
MARK FAYNE	0	0	0	0	0	0	0	1	0	1	1	0	1	0	1	1	0
ANDY GREENE	0	0	0	0	0	0	0	4	1	0	1	0	4	1	0	1	0
PETER HARROLD	0	0	0	0	0	0	0	1	0	0	0	0	7	1	1	2	4
ADAM HENRIQUE	0	0	0	0	0	0	0	1	0	1	1	0	1	0	1	1	0
JAROMIR JAGR	2	0	0	0	1	2	4	-	-	-	-	-	25	13	14	27	16
CAM JANSSEN	0	0	0	0	0	0	0	2	0	0	0	2	18	0	0	0	91
JACOB JOSEFSON	0	0	0	0	0	0	0	1	0	0	0	0	1	0	0	0	0
ANDREI LOKTIONOV	0	0	0	0	0	0	0	-	-	-	-	-	3	0	0	0	0
ROSTISLAV OLESZ	0	0	0	0	0	0	0	-	-	-	-	-	4	1	0	1	0
ROD PELLEY	0	0	0	0	0	0	0	3	0	0	0	0	5	0	0	0	0
MICHAEL RYDER	1	0	0	0	1	0	1	-	-	-	-	-	12	1	3	4	10
BRYCE SALVADOR	0	0	0	0	0	0	0	4	0	0	0	2	38	3	4	7	8
CORY SCHNEIDER	2	0	0	0	-	0	0	-	-	-	-	-	5	0	0	0	0
TIM SESTITO	0	0	0	0	0	0	0	1	0	0	0	0	1	0	0	0	0
ANTON VOLCHENKOV	0	0	0	0	0	0	0	0	0	0	0	0	3	0	0	0	6
TRAVIS ZAJAC	0	0	0	0	0	0	0	7	2	2	4	0	7	2	2	4	0
VLADIMIR ZHARKOV	0	0	0	0	0	0	0	2	0	1	1	0	2	0	1	1	0
MAREK ZIDICKY	0	0	0	0	0	0	0	1	0	0	0	2	39	6	12	18	34
DAINIUS ZUBRUS	0	0	0	0	0	0	0	4	0	1	1	0	15	4	3	7	16

GOALTENDING HISTORY vs. BLACKHAWKS

GOALTENDER	2012-2013							WITH DEVILS							CAREER						
	MIN	GA	SO	GAA	W	L	OT	MIN	GA	SO	GAA	W	L	O/T	MIN	GA	SO	GAA	W	L	O/T
MARTIN BRODEUR	0	0	0	-	0	0	0	1137	37	1	1.95	9	3	6	1137	37	1	1.95	9	3	6
CORY SCHNEIDER	123	4	0	1.95	1	0	1	-	-	-	-	-	-	-	272	14	0	3.09	2	1	1

CHICAGO BLACKHAWKS

UNITED CENTER • CHICAGO, IL
(312) 455-7000 • Fax (312) 455-7041
www.chicagoblackhawks.com




Chairman.....	W. Rockwell Wirtz
President/CEO.....	John F. McDonough
Vice President/General Manager.....	Stan Bowman
Assistant General Manager.....	Norm MacIver
Sr. Advisor, Hockey Operations.....	Scotty Bowman
Head Coach.....	Joel Quenneville
Assistant Coaches.....	Mike Kitchen, Jamie Kompon
Goaltending Coach.....	Steve Weekes
Strength & Conditioning Coach.....	Paul Goodman
Head Athletic Trainer.....	Mike Gapski
Equipment Manager.....	Troy Parchman
Sr. Director, Communications & Community Relations.....	Brandon Goodman
Director, Public Relations.....	Adam Rogowin
Television.....	Comcast SportsNet Chicago, WGN-TV
Radio.....	WGN (720 AM)

2012-13 LEADERS


Goals.....	P. Kane, J. Toews, 23	PIM.....	Brandon Bollig, 51
Assists.....	Patrick Kane, 32	GAA.....	R. Emery, C. Crawford, 1.94
Points.....	Patrick Kane, 55	Wins.....	Corey Crawford, 19
+/-.....	Jonathan Toews, +28	ShO.....	R. Emery, C. Crawford, 3

OTHER INFORMATION

Leading Scorer vs. NJ.....	Denis Savard, 14g-24a-38pts
Leading Scorer vs. Chi.....	John MacLean, 11g-8a-19pts
Last Trade.....	Devils obtained #3 2000 Draft Pick (Mike Rupp) for Bryan Muir (11/13/98)
Stanley Cups.....	5 (last time, 2012-13)
2013-14 Schedule vs. Chi.....	Jan. 3 @ NJ; Dec. 23 @ Chi.



QUENNEVILLE



KANE

INDIVIDUAL SCORING vs. DEVILS

PLAYER	2012-13							CAREER				
	GP	G	A	PTS	+/-	PIM	S	GP	G	A	PTS	PIM
BRYAN BICKELL	0	0	0	0	0	0	0	2	0	0	0	0
BRANDON BOLLIG	0	0	0	0	0	0	0	1	0	0	0	0
SHELDON BROOKBANK	0	0	0	0	0	0	0	2	1	0	1	0
COREY CRAWFORD	0	0	0	0	-	0	0	1	0	0	0	0
MICHAEL HANDZUS	0	0	0	0	0	0	0	30	5	9	14	6
NIKLAS HJALMARSSON	0	0	0	0	0	0	0	6	0	1	1	0
MARIAN HOSSA	0	0	0	0	0	0	0	40	17	19	36	24
PATRICK KANE	0	0	0	0	0	0	0	6	0	2	2	0
DUNCAN KEITH	0	0	0	0	0	0	0	7	0	2	2	4
NIKOLAI KHABIBULIN	0	0	0	0	-	0	0	16	0	0	0	2
MICHAEL KOSTKA	1	0	0	0	1	0	1	1	0	0	0	0
MARCUS KRUGER	0	0	0	0	0	0	0	1	0	0	0	0
NICK LEDDY	0	0	0	0	0	0	0	1	0	0	0	0
JAMAL MAYERS	0	0	0	0	0	0	0	13	2	5	7	29
JOHNNY ODUYA	0	0	0	0	0	0	0	10	0	2	2	6
DYLAN OLSEN	0	0	0	0	0	0	0	1	0	0	0	0
THEO PECKHAM	0	0	0	0	0	0	0	3	0	0	0	0
MICHAEL ROZSIVAL	0	0	0	0	0	0	0	51	3	9	12	30
BRENT SEABROOK	0	0	0	0	0	0	0	7	2	3	5	9
PATRICK SHARP	0	0	0	0	0	0	0	12	1	1	2	6
ANDREW SHAW	0	0	0	0	0	0	0	1	0	0	0	0
JONATHAN TOEWS	0	0	0	0	0	0	0	5	1	2	3	2
BRAD WINCHESTER	0	0	0	0	0	0	0	4	1	0	1	4

GOALTENDING HISTORY vs. DEVILS

GOALTENDER	2012-13							CAREER						
	MIN	GA	SO	GAA	W	L	OT	MIN	GA	SO	GAA	W	L	O/T
COREY CRAWFORD	0	0	0	-	0	0	0	65	1	0	0.92	0	0	1
NIKOLAI KHABIBULIN	0	0	0	-	0	0	0	926	31	1	2.01	9	3	4



DEVILS	GP	W	L	O/T	OTL	PTS	GF	GA
at New Jersey	67	31	27	9	0	71	222	218
at Colorado/Que.	33	12	17	4	0	28	85	110

INDIVIDUAL SCORING vs. AVALANCHE/NORDIQUES

PLAYER	2012-13							WITH DEVILS				CAREER					
	GP	G	A	PTS	+/-	PIM	S	GP	G	A	PTS	PIM	GP	G	A	PTS	PIM
KRYS BARCH	0	0	0	0	0	0	0	-	-	-	-	-	13	0	1	1	5
STEVE BERNIER	0	0	0	0	0	0	0	1	0	0	0	0	23	7	3	10	4
MARTIN BRODEUR	0	0	0	0	-	0	0	31	0	1	1	6	31	0	1	1	6
RYAN CARTER	0	0	0	0	0	0	0	2	0	0	0	0	8	0	1	1	2
RYANE CLOWE	2	0	3	3	2	0	6	-	-	-	-	-	19	7	10	17	16
PATRIK ELIAS	0	0	0	0	0	0	0	19	6	7	13	0	19	6	7	13	0
MARK FAYNE	0	0	0	0	0	0	0	2	0	0	0	2	2	0	0	0	2
ANDY GREENE	0	0	0	0	0	0	0	4	0	0	0	0	4	0	0	0	0
PETER HARROLD	0	0	0	0	0	0	0	-	-	-	-	-	7	0	0	0	4
ADAM HENRIQUE	0	0	0	0	0	0	0	2	0	1	1	0	2	0	1	1	0
JAROMIR JAGR	3	2	4	6	5	4	10	-	-	-	-	-	37	21	27	48	18
CAM JANSSEN	0	0	0	0	0	0	0	1	0	0	0	10	6	1	0	1	32
JACOB JOSEFSON	0	0	0	0	0	0	0	2	0	0	0	0	2	0	0	0	0
ADAM LARSSON	0	0	0	0	0	0	0	2	0	0	0	0	2	0	0	0	0
ANDREI LOKTIONOV	0	0	0	0	0	0	0	-	-	-	-	-	4	0	1	1	2
ROSTISLAV OLESZ	0	0	0	0	0	0	0	-	-	-	-	-	4	0	1	1	0
ROD PELLEY	0	0	0	0	0	0	0	3	0	0	0	10	7	0	0	0	10
MICHAEL RYDER	1	0	0	0	0	2	4	-	-	-	-	-	11	6	5	11	14
BRYCE SALVADOR	0	0	0	0	0	0	0	5	0	0	0	5	27	2	3	5	16
CORY SCHNEIDER	3	0	1	1	-	0	0	-	-	-	-	-	9	0	2	2	0
TIM SESTITO	0	0	0	0	0	0	0	2	0	0	0	0	2	0	0	0	0
MATTIAS TEDENBY	0	0	0	0	0	0	0	1	0	0	0	0	1	0	0	0	0
ALEXANDER URBOM	0	0	0	0	0	0	0	1	0	0	0	0	1	0	0	0	0
ANTON VOLCHENKOV	0	0	0	0	0	0	0	2	0	0	0	0	7	0	0	0	0
TRAVIS ZAJAC	0	0	0	0	0	0	0	4	1	3	4	0	4	1	3	4	0
VLADIMIR ZHARKOV	0	0	0	0	0	0	0	1	0	0	0	0	1	0	0	0	0
MAREK ZIDLICKY	0	0	0	0	0	0	0	1	0	0	0	0	31	4	17	21	24
DAINIUS ZUBRUS	0	0	0	0	0	0	0	5	1	0	1	0	18	2	3	5	6

GOALTENDING HISTORY vs. AVALANCHE/NORDIQUES

GOALTENDER	2012-13							WITH DEVILS							CAREER						
	MIN	GA	SO	GAA	W	L	OT	MIN	GA	SO	GAA	W	L	O/T	MIN	GA	SO	GAA	W	L	O/T
MARTIN BRODEUR	0	0	0	-	0	0	0	1856	70	4	2.26	17	8	6	1856	70	4	2.26	17	8	6
CORY SCHNEIDER	180	7	0	2.33	2	1	0	-	-	-	-	-	-	-	521	14	2	1.61	6	1	1

YEAR	HOME W-L-O/T	ROAD W-L-O/T	TOTAL W-L-O/T	GF-GA	SF-SA	PIM	PP/PK
1982-83	1-0-0	0-2-0	1-2-0	12-15	86-116	43-51	3-9/2-11
1983-84	0-2-0	1-0-0	1-2-0	10-13	71-82	29-37	3-14/2-11
1984-85	1-0-0	0-1-1	1-1-1	13-12	76-86	36-40	5-13/4-11
1985-86	2-0-0	0-1-0	2-1-0	13-17	84-100	59-54	4-14/6-16
1986-87	0-0-1	0-1-1	0-1-2	10-14	113-89	59-62	2-17/4-15
1987-88	0-2-0	0-1-0	0-3-0	8-12	85-80	66-60	4-14/6-17
1988-89	0-1-0	1-1-0	1-2-0	13-15	102-97	107-139	5-17/4-18
1989-90	2-0-0	1-0-0	3-0-0	20-10	98-83	76-95	3-14/3-11
1990-91	1-0-0	1-1-0	2-1-0	11-5	97-79	67-66	2-12/2-13
1991-92	2-0-0	1-0-0	3-0-0	13-8	112-78	60-56	3-16/4-18
1992-93	0-2-0	1-1-0	1-3-0	11-18	139-107	72-74	2-23/6-22
1993-94	1-1-1*	1-0-1	2-1-2	16-10	168-120	117-67	0-14/2-22
1994-95	2-0-0	0-2-0	2-2-0	12-14	115-111	26-34	3-11/3-7
1995-96	1-0-0	1-0-0	2-0-0	5-3	59-56	14-16	1-7/1-6
1996-97	0-0-1	0-1-0	0-1-1	2-3	64-55	18-20	0-8/1-7
1997-98	1-0-0	1-0-0	2-0-0	6-1	56-44	21-25	2-9/0-7
1998-99	1-0-0	1-0-0	2-0-0	8-5	63-45	24-24	3-6/1-6
1999-00	0-0-1	0-1-0	0-1-1	5-10	56-49	10-12	1-6/1-5
2000-01	1-0-0	1-0-0	2-0-0	12-4	58-56	25-21	4-8/1-10
2001-02	0-1-0	0-1-0	0-2-0	0-4	56-41	43-37	0-5/1-8
2002-03	0-0-0	0-1-0	0-1-0	1-3	33-18	26-17	1-4/1-4
2003-04	1-0-0	0-0-1	1-0-1	5-4	59-49	16-16	1-6/1-6
2005-06	0-0-1	0-0-0	0-0-1	3-4	31-25	6-8	1-4/2-3
2006-07	0-0-0	0-0-0	0-0-0	0-0	0-0	0-0	0-0/0-0
2007-08	0-0-0	1-0-0	1-0-0	4-2	27-26	15-7	0-1/1-5
2008-09	1-0-0	0-0-0	1-0-0	4-0	32-24	11-13	1-4/0-3
2009-10	0-0-0	0-1-0	0-1-0	1-3	38-28	21-23	0-4/0-3
2010-11	0-1-0	0-0-0	0-1-0	2-3	43-22	15-26	1-3/1-4
2011-12	1-0-0	0-1-0	1-1-0	2-6	52-53	23-15	0-5/0-4
2012-13	0-0-0	0-0-0	0-0-0	0-0	0-0	0-0	0-0/0-0
TOTALS	19-10-5	12-17-4	31-27-9	222-218	2073-1819	1105-1115	55-268/60-273
*Includes neutral site win @ Minneapolis, MN.							

*Includes neutral site win @ Minneapolis, MN.

COLORADO AVALANCHE

PEPSI CENTER • DENVER, CO
(303) 405-1100 • Fax (303) 893-0614
www.coloradoavalanche.com



Owner.....	E. Stanley Kroenke
President & Governor.....	Josh Kroenke
Exec. Vice President, Hockey Operations/Alt. Governor.....	Joe Sakic
General Manager/Alt. Governor.....	Greg Sherman
Assistant General Manager.....	Craig Billington
Vice President of Hockey Administration.....	Charlotte Grahame
Advisor.....	Pierre Lacroix
Head Coach & VP, Hockey Operations.....	Patrick Roy
Assistant Coaches.....	Tim Army, Andre Tourigny
Goaltending Coach.....	Francois Allaire
Strength & Conditioning Coach.....	Casey Bond
Head Athletic Trainer.....	Matthew Sokolowski
Head Equipment Manager.....	Mark Miller
Senior VP, Comm. & Bus. Operations.....	Jean Martineau
Exec. Director of Media Services.....	Brendan McNicholas
Television.....	Altitude Sports & Entertainment Network
Radio.....	Altitude Radio Network

2012-13 LEADERS

Goals.....	P. A. Parenteau, 18	PIM.....	Cody McLeod, 83
Assists.....	Matt Duchene, 26	GAA.....	J.S. Giguere, 2.84
Points.....	P.A. Parenteau, M. Duchene, 43	Wins.....	Semyon Varlamov, 11
+/-.....	Chuck Kobasew, +6	ShO.....	Semyon Varlamov, 3

OTHER INFORMATION

Leading Scorer vs. NJ.....	Joe Sakic, 15g-24a-39pts
Leading Scorer vs. Col./Que.....	John MacLean, 11g-14a-25pts
Last Trade.....	Devils obtained Claude Lemieux, #1 (David Hale), #2 (Matt DeMarchi) 2000 Draft Picks for Brian Rolston, #1 2000 Draft Pick (later traded to Boston-Martin Samuelsson) (11/03/99)
Stanley Cups.....	2 (1995-96, 2000-01)
2013-14 Schedule vs. Col.....	Feb. 3 @ NJ; Jan. 16 @ Col.

INDIVIDUAL SCORING vs. DEVILS

PLAYER	GP	2012-13							GP	CAREER			
		G	A	PTS	+/-	PIM	S	G		A	PTS	PIM	
ANDRE BENOIT	1	0	0	0	1	0	0	1	0	0	0	0	0
GUILLAUME DESBIENS	0	0	0	0	0	0	0	1	0	0	0	0	0
STEVE DOWNIE	0	0	0	0	0	0	0	15	3	3	6	26	0
MATT DUCHENE	0	0	0	0	0	0	0	4	0	3	3	0	0
STEFAN ELLIOTT	0	0	0	0	0	0	0	1	1	0	1	0	0
J.S. GIGUERE	0	0	0	0	-	0	0	9	0	0	0	0	0
NATE GUENIN	0	0	0	0	0	0	0	4	0	0	0	2	0
JAN HEJDA	0	0	0	0	0	0	0	4	1	0	1	0	0
MILAN HEJDUK	0	0	0	0	0	0	0	16	5	11	16	0	0
MATT HUNWICK	0	0	0	0	0	0	0	11	0	1	1	4	0
ERIK JOHNSON	0	0	0	0	0	0	0	3	0	1	1	0	0
GABRIEL LANDESKOG	0	0	0	0	0	0	0	2	0	1	1	0	0
JAMIE MCGINN	0	0	0	0	0	0	0	5	0	0	0	0	0
CODY MCLEOD	0	0	0	0	0	0	0	5	1	0	1	24	0
JOHN MITCHELL	0	0	0	0	0	0	0	15	4	3	7	8	0
RYAN O'REILLY	0	0	0	0	0	0	0	4	1	2	3	0	0
MARK OLVER	0	0	0	0	0	0	0	2	0	0	0	0	0
P.A. PARENTEAU	0	0	0	0	0	0	0	12	1	5	6	2	0
CORY SARICH	0	0	0	0	0	0	0	32	2	3	5	52	0
PAUL STASTNY	0	0	0	0	0	0	0	6	1	4	5	0	0
ALEX TANGUAY	0	0	0	0	0	0	0	17	4	8	12	6	0
SEMYON VARLAMOV	0	0	0	0	-	0	0	2	0	0	0	0	0
TOMAS VINCOUR	0	0	0	0	0	0	0	1	0	0	0	0	0
RYAN WILSON	0	0	0	0	0	0	0	4	0	1	1	5	0
J.T. WYMAN	0	0	0	0	0	0	0	2	0	0	0	0	0
GREG ZANON	0	0	0	0	0	0	0	5	0	0	0	0	2

GOALTENDING HISTORY vs. DEVILS

GOALTENDER	2012-13							MIN	CAREER					
	MIN	GA	SO	GAA	W	L	OT		GA	SO	GAA	W	L	O/T
J.S. GIGUERE	0	0	0	-	0	0	0	517	14	2	1.62	5	1	2
SEMYON VARLAMOV	0	0	0	-	0	0	0	119	4	0	2.02	1	1	0



ROY





DEVILS	GP	W	L	O/T	OTL	PTS	GF	GA
at New Jersey	12	8	2	2	0	18	34	25
at Columbus	5	4	0	1	0	9	14	8
	7	4	2	1	0	9	20	17

INDIVIDUAL SCORING vs. BLUE JACKETS

PLAYER	2012-13							WITH DEVILS					CAREER				
	GP	G	A	PTS	+/-	PIM	S	GP	G	A	PTS	PIM	GP	G	A	PTS	PIM
KRYS BARCH	0	0	0	0	0	0	0	-	-	-	-	-	12	0	1	1	41
STEVE BERNIER	0	0	0	0	0	0	0	-	-	-	-	-	15	4	3	7	8
MARTIN BRODEUR	0	0	0	0	0	0	0	11	0	0	0	0	11	0	0	0	0
RYAN CARTER	0	0	0	0	0	0	0	1	0	0	0	0	7	1	0	1	17
RYANE CLOWE	1	0	1	1	1	-	1	-	-	-	-	-	21	6	9	15	36
PATRIK ELIAS	0	0	0	0	0	0	0	11	3	6	9	0	11	3	6	9	0
MARK FAYNE	0	0	0	0	0	0	0	2	0	0	0	0	2	0	0	0	0
ANDY GREENE	0	0	0	0	0	0	0	4	0	1	1	0	4	0	1	1	0
PETER HARROLD	0	0	0	0	0	0	0	-	-	-	-	-	7	1	0	1	2
ADAM HENRIQUE	0	0	0	0	0	0	0	1	0	0	0	0	1	0	0	0	0
JAROMIR JAGR	2	0	0	0	1	-	3	-	-	-	-	-	12	6	5	11	6
CAM JANSSEN	0	0	0	0	0	0	0	2	0	0	0	11	14	0	0	0	45
ADAM LARSSON	0	0	0	0	0	0	0	1	0	1	1	2	1	0	1	1	2
ANDREI LOKTIONOV	0	0	0	0	0	0	0	-	-	-	-	-	4	1	1	2	0
ROSTISLAV OLESZ	0	0	0	0	0	0	0	-	-	-	-	-	5	3	1	4	4
ROD PELLEY	0	0	0	0	0	0	0	1	0	0	0	0	4	0	0	0	0
MICHAEL RYDER	1	0	0	0	1	-	5	-	-	-	-	-	10	5	2	7	0
BRYCE SALVADOR	0	0	0	0	0	0	0	3	0	0	0	0	37	0	5	5	43
CORY SCHNEIDER	2	0	0	0	-	0	0	-	-	-	-	-	8	0	1	1	0
TIM SESTITO	0	0	0	0	0	0	0	1	0	0	0	0	1	0	0	0	0
MATTIAS TEDENBY	0	0	0	0	0	0	0	2	0	2	2	0	2	0	2	2	0
ANTON VOLCHENKOV	0	0	0	0	0	0	0	2	0	0	0	2	7	0	1	1	4
TRAVIS ZAJAC	0	0	0	0	0	0	0	4	3	1	4	0	4	3	1	4	0
VLADIMIR ZHARKOV	0	0	0	0	0	0	0	1	0	0	0	0	1	0	0	0	0
MAREK ZIDLICKY	0	0	0	0	0	0	0	0	0	0	0	0	42	7	28	35	47
DAINIUS ZUBRUS	0	0	0	0	0	0	0	4	1	0	1	0	11	2	4	6	8

GOALTENDING HISTORY vs. BLUE JACKETS

GOALTENDER	2012-13					WITH DEVILS					CAREER				
	MIN	GA	SO	GAA	W L OT	MIN	GA	SO	GAA	W L OT	MIN	GA	SO	GAA	W L OT
MARTIN BRODEUR	0	0	0	-	0 0 0	672	23	2	2.05	7 2 2	672	23	2	2.05	7 2 2
CORY SCHNEIDER	129	2	1	0.93	1 0 1	-	-	-	-	-	468	15	1	1.92	6 1 1

YEAR	HOME	ROAD	TOTAL	GF-GA	SF-SA	PIM	PP/PK
	W-L-O/T	W-L-O/T	W-L-O/T				
2000-01	0-0-1	1-0-0	1-0-1	8-5	75-39	33-25	4-9/0-8
2001-02	0-0-0	0-1-0	0-1-0	1-3	30-23	7-9	0-1/0-0
2002-03	1-0-0	0-1-0	1-1-0	5-6	65-49	32-34	0-12/3-11
2003-04	0-0-0	1-0-0	1-0-0	4-3	39-31	15-11	1-3/1-5
2005-06	0-0-0	0-0-1	0-0-1	2-3	30-39	17-21	0-7/1-5
2006-07	1-0-0	0-0-0	1-0-0	1-0	21-22	15-27	0-5/0-4
2007-08	0-0-0	0-0-0	0-0-0	0-0	0-0	0-0	0-0/0-0
2008-09	0-0-0	1-0-0	1-0-0	2-1	28-27	6-2	1-1/0-3
2009-10	1-0-0	0-0-0	1-0-0	6-3	30-22	23-19	3-6/0-3
2010-11	0-0-0	1-0-0	1-0-0	3-0	31-13	2-8	0-4/0-1
2011-12	1-0-0	0-0-0	1-0-0	2-1	24-36	12-6	0-3/0-6
2012-13	0-0-0	0-0-0	0-0-0	0-0	0-0	0-0	0-0/0-0
TOTALS	4-0-1	4-2-1	8-2-2	34-25	373-301	162-162	9-51/5-46

DEVILS' RECORDS VS. OPPONENTS

Most Goals vs. Opponent, Single Season

8 - John MacLean vs. Pit. (1987-88)
 7 - Accomplished seven times, last time
 Brian Gionta vs. NYR/Pit. (2005-06)

Most Assists vs. Opponent, Single Season

11 - Bruce Driver vs. NYR (1986-87)
 10 - Aaron Broten vs. NYR (1986-87)
 9 - Accomplished eight times, last time
 Brian Gionta vs. Phi. (2005-06)

Most Points vs. Opponent, Single Season

14 - John MacLean (6g-8a) vs. NYI (1989-90)
 Greg Adams (5g-9a) vs. Phi. (1985-86)
 13 - Patrik Sundstrom (4g-9a) vs. NYI (1989-90)

Most Goals vs. Opponent, Career

35 - Patrik Elias vs. Phi.
 32 - Patrik Elias vs. NYI
 John MacLean vs. Pit.

Most Assists vs. Opponent, Career

49 - Patrik Elias vs. NYR
 Patrik Elias vs. NYI

46 - Patrik Elias vs. Pit.

Most Points vs. Opponent, Career

81 - Patrik Elias (32g-49a) vs. NYI
 80 - Patrik Elias (35g-45a) vs. Phi.
 69 - Patrik Elias (23g-46a) vs. Pit.
 Patrik Elias (20g-49a) vs. NYR

COLUMBUS BLUE JACKETS

NATIONWIDE ARENA • COLUMBUS, OH
 (614) 246-4625 • Fax (614) 246-4007
 www.BlueJackets.com



Majority Owner & Governor.....John P. McConnell
President/Alternate Governor.....Mike Priest
President, Hockey Ops. & Alternate Governor.....John Davidson
General Manager.....Jarmo Kekalainen
Assistant General Managers.....Chris MacFarland, Bill Zito
Sr. Advisor, Hockey Operations.....Craig Patrick
Head Coach.....Todd Richards
Associate Coach.....Craig Hartsburg
Assistant Coach.....Dan Hinote
Goaltending Coach.....Ian Clark
Strength & Conditioning Coach.....Kevin Collins
Head Athletic Trainer.....Michael Vogt
Equipment Manager.....Tim LeRoy
Vice President, Communications & Team Services.....Todd Sharrock
Director of Communications.....Karen Davis
Television.....FOX Sports Ohio
Radio.....The Fan (97.1 FM), WWCD (102.5 FM), Blue Jackets Radio Network

2012-13 LEADERS


Goals.....Mark Letestu, 13
Assists.....Three players tied with 18
Points.....Vinny Prospal, 30
+/-.....Fedor Tyutin, +9
PIM.....Jared Boll, 100
GAA.....Sergei Bobrovsky, 2.00
Wins.....Sergei Bobrovsky, 21
ShO.....Sergei Bobrovsky, 4

OTHER INFORMATION

Leading Scorer vs. NJ.....David Vyborny, 3g-4a-7pts
Leading Scorer vs. CBJ.....Patrik Elias, 3g-6a-9pts
Last Trade.....Devils obtained Grant Marshall for a 2004 Conditional Draft Pick (later traded to Calgary-Kristopher Hogg) (03/10/03)
Stanley Cups.....None
2013-14 Schedule vs. CBJ.....Dec. 27, Feb. 27 @ NJ; Oct. 22, Dec. 10 @ CBJ



RICHARDS



BOBROVSKY

INDIVIDUAL SCORING vs. DEVILS

PLAYER	GP	G	A	PTS	+/-	PIM	S	GP	CAREER			
									G	A	PTS	PIM
ARTEM ANISIMOV	0	0	0	0	0	0	0	17	2	6	8	4
ADRIAN AUCOIN	0	0	0	0	0	0	0	30	1	4	5	12
CODY BASS	0	0	0	0	0	0	0	2	0	0	0	0
SERGEI BOBROVSKY	0	0	0	0	-	0	0	4	0	0	0	0
JARED BOLL	0	0	0	0	0	0	0	4	1	0	1	5
MATT CALVERT	0	0	0	0	0	0	0	1	0	0	0	0
BLAKE COMEAU	0	0	0	0	0	0	0	19	6	6	12	8
RYAN CRAIG	0	0	0	0	0	0	0	11	0	1	1	7
BRANDON DUBINSKY	0	0	0	0	0	0	0	32	10	9	19	38
TIM ERIXON	0	0	0	0	0	0	0	2	0	0	0	0
NICK FOLIGNO	0	0	0	0	0	0	0	17	2	3	5	18
MARIAN GABORIK	2	0	0	0	1	-	5	26	8	12	20	6
NATHAN HORTON	3	1	0	1	1	-	4	33	8	7	15	33
RYAN JOHANSEN	0	0	0	0	0	0	0	1	0	0	0	0
JACK JOHNSON	0	0	0	0	0	0	0	6	1	2	3	0
MARK LETESTU	0	0	0	0	0	0	0	6	1	0	1	0
DEREK MacKENZIE	0	0	0	0	0	0	0	4	0	0	0	4
CURTIS McELHINNEY	0	0	0	0	-	0	0	2	0	0	0	0
NIKITA NIKITIN	0	0	0	0	0	0	0	2	0	0	0	0
VINNY PROSPAL	0	0	0	0	0	0	0	51	12	23	35	22
JACK SKILLE	2	0	0	0	2	-	3	5	0	1	1	4
FEDOR TYUTIN	0	0	0	0	0	0	0	31	0	4	4	22
R.J. UMBERGER	0	0	0	0	0	0	0	26	1	2	3	0
JAMES WISNIEWSKI	0	0	0	0	0	0	0	5	0	2	2	6

GOALTENDING HISTORY vs. DEVILS

GOALTENDER	MIN	2012-13						MIN	GA	CAREER				
		GA	SO	GAA	W	L	OT			SO	GAA	W	L	O/T
SERGEI BOBROVSKY	0	0	0	-	0	0	0	213	16	0	4.51	1	2	1
CURTIS McELHINNEY	0	0	0	-	0	0	0	76	1	0	0.79	1	0	0



DEVILS	GP	W	L	O/T	PTS	GF	GA
at New Jersey	57	26	27	3	56	174	170
at Dallas/Min.	28	14	12	2	30	96	80
	29	12	15	1	26	78	90

ALL-TIME RECORD

INDIVIDUAL SCORING vs. STARS/NORTH STARS

PLAYER	2012-13							WITH DEVILS					CAREER				
	GP	G	A	PTS	+/-	PIM	S	GP	G	A	PTS	PIM	GP	G	A	PTS	PIM
STEVE BERNIER	0	0	0	0	0	0	0	-	-	-	-	-	24	4	7	11	20
MARTIN BRODEUR	0	0	0	0	-	0	0	21	0	0	0	0	21	0	0	0	0
RYAN CARTER	0	0	0	0	0	0	0	2	0	1	1	2	15	0	5	5	10
RYANE CLOWE	0	0	0	0	0	0	0	-	-	-	-	-	30	9	16	25	42
PATRIK ELIAS	0	0	0	0	0	0	0	19	5	17	22	10	19	5	17	22	10
MARK FAYNE	0	0	0	0	0	0	0	3	0	1	1	2	3	0	1	1	2
ANDY GREENE	0	0	0	0	0	0	0	7	0	3	3	2	7	0	3	3	2
PETER HARROLD	0	0	0	0	0	0	0	-	-	-	-	-	13	0	1	1	2
ADAM HENRIQUE	0	0	0	0	0	0	0	2	1	0	1	0	2	1	0	1	0
JAROMIR JAGR	0	0	0	0	0	0	0	-	-	-	-	-	27	14	13	27	20
CAM JANSEN	0	0	0	0	0	0	0	3	0	1	1	2	11	0	1	1	40
ADAM LARSSON	0	0	0	0	0	0	0	2	0	2	2	0	2	0	2	2	0
ANDREI LOKTIONOV	0	0	0	0	0	0	0	-	-	-	-	-	4	1	0	1	0
ROSTISLAV OLESZ	0	0	0	0	0	0	0	-	-	-	-	-	6	1	0	1	2
ROD PELLEY	0	0	0	0	0	0	0	4	0	0	0	2	8	0	0	0	7
MICHAEL RYDER	0	0	0	0	0	0	0	-	-	-	-	-	5	1	3	4	2
BRYCE SALVADOR	0	0	0	0	0	0	0	6	0	1	1	5	26	0	3	3	13
CORY SCHNEIDER	3	0	0	0	-	0	0	-	-	-	-	-	8	0	0	0	0
TIM SESTITO	0	0	0	0	0	0	0	1	0	0	0	0	1	0	0	0	0
MATTIAS TEDENBY	0	0	0	0	0	0	0	3	0	0	0	0	3	0	0	0	0
ALEXANDER URBOM	0	0	0	0	0	0	0	2	0	0	0	0	2	0	0	0	0
ANTON VOLCHENKOV	0	0	0	0	0	0	0	4	0	0	0	4	9	0	1	1	8
TRAVIS ZAJAC	0	0	0	0	0	0	0	9	4	4	8	2	9	4	4	8	2
VLADIMIR ZHARKOV	0	0	0	0	0	0	0	2	0	0	0	0	2	0	0	0	0
MAREK ZIDLICKY	0	0	0	0	0	0	0	-	-	-	-	-	25	4	7	11	18
DAINIUS ZUBRUS	0	0	0	0	0	0	0	7	1	3	4	8	19	2	5	7	16

GOALTENDING HISTORY vs. STARS/NORTH STARS

GOALTENDER	2012-13							WITH DEVILS							CAREER						
	MIN	GA	SO	GAA	W	L	OT	MIN	GA	SO	GAA	W	L	O/T	MIN	GA	SO	GAA	W	L	O/T
MARTIN BRODEUR	-	-	-	-	-	-	-	1240	41	4	1.98	11	9	1	1240	41	4	1.98	11	9	1
CORY SCHNEIDER	179	12	0	4.02	1	2	0	-	-	-	-	-	-	-	477	19	0	2.39	5	3	0

DALLAS STARS

AMERICAN AIRLINES CENTER • DALLAS, TX
(214) 387-5600 • Fax (214) 387-5564
www.dallasstars.com



Owner & Governor	Tom Gaglardi
President, CEO & Atl. Gov.	James R. Lites
General Manager	Jim Nill
Assistant General Manager	Les Jackson
Head Coach	Lindy Ruff
Assistant Coaches	Curt Fraser, James Patrick
Goaltending Coach	Mike Valley
Strength & Conditioning Coach	Brad Jellis
Head Athletic Trainer	Dave Zeis
Head Equipment Manager	Steve Sumner
Senior Director, Communications	Tom Holy
Director, Team Services	Jason Rademan
Corporate Communications Coordinator	Joe Calvillo
Television	FOX Sports Southwest, TXA (Ch. 21)
Radio	The Ticket (1310 AM & 104.1 FM)

2012-13 LEADERS


Goals	Jaromir Jagr, 14	PIM	Antoine Roussel, 85
Assists	Alex Goligoski, 24	GAA	Kari Lehtonen, 2.66
Points	Jamie Benn, 33	Wins	Kari Lehtonen, 15
+/-	Alex Goligoski, +4	ShO	Kari Lehtonen, 1

OTHER INFORMATION

Leading Scorer vs. NJ	Neal Broten, 11g-17a-28pts
Leading Scorer vs. Dal/Min.	Kirk Muller, 12g-11a-23pts
Last Trade	Devils obtained #3 2011 Draft Pick (Blake Coleman) for Jamie Langenbrunner (01/07/11)
Stanley Cups	1 (1998-99)
2013-14 Schedule vs. Dal.	Jan. 9 @ NJ; Jan. 30 @ Dal.



RUFF



SEGUIN

INDIVIDUAL SCORING vs. DEVILS

PLAYER	2012-13							CAREER				
	GP	G	A	PTS	+/-	PIM	S	GP	G	A	PTS	PIM
JAMIE BENN	0	0	0	0	0	0	0	6	0	2	2	6
ERIK COLE	1	0	0	0	1-	0	4	37	6	7	13	36
TREVOR DALEY	0	0	0	0	0	0	0	11	0	1	1	21
CODY EAKIN	0	0	0	0	0	0	0	2	0	0	0	0
DAN ELLIS	0	0	0	0	-	0	0	4	0	1	1	0
VERNON FIDDLER	0	0	0	0	0	0	0	8	1	1	2	2
ALEX GOLIGOSKI	0	0	0	0	0	0	0	16	2	3	5	6
SERGEI GONCHAR	3	0	0	0	1	4	2	76	9	31	40	60
SHAWN HORCOFF	0	0	0	0	0	0	0	10	0	0	0	10
KARI LEHTONEN	0	0	0	0	-	0	0	12	0	1	1	0
TOBY PETERSEN	0	0	0	0	0	0	0	12	3	2	5	0
RICH PEVERLEY	3	0	2	2	1	0	5	15	3	6	9	11
STEPHANE ROBIDAS	0	0	0	0	0	0	0	19	2	4	6	6
AARON ROME	0	0	0	0	0	0	0	2	1	0	1	0
TYLER SEGUIN	3	1	0	1	2	4	6	11	2	3	5	8
TYLER SLOAN	0	0	0	0	0	0	0	6	1	1	2	0
RAY WHITNEY	0	0	0	0	0	0	0	39	12	21	33	28

GOALTENDING HISTORY vs. DEVILS

GOALTENDER	2012-13							CAREER						
	MIN	GA	SO	GAA	W	L	OT	MIN	GA	SO	GAA	W	L	O/T
DAN ELLIS	119	7	0	3.53	1	1	0	222	12	0	3.24	1	2	0
KARI LEHTONEN	0	0	0	-	0	0	0	697	33	1	2.84	7	5	0

YEAR	HOME	ROAD	TOTAL	GF-GA	SF-SA	PIM	PP/PK
	W-L-O/T	W-L-O/T	W-L-O/T				
1982-83	0-2-0	0-1-0	0-3-0	6-13	76-101	61-67	3-14/3-11
1983-84	0-1-0	1-1-0	1-2-0	3-9	86-102	46-54	0-17/2-10
1984-85	1-0-1	0-1-0	1-1-1	9-9	92-97	78-72	2-14/2-14
1985-86	0-1-0	1-1-0	1-2-0	11-18	98-92	37-37	1-10/4-10
1986-87	1-1-0	0-1-0	1-2-0	10-13	113-98	70-88	2-21/3-17
1987-88	1-0-0	2-0-0	3-0-0	15-10	106-91	102-86	3-13/3-16
1988-89	1-1-0	0-0-1	1-1-1	8-11	97-100	71-83	2-14/3-13
1989-90	0-1-0	1-1-0	1-2-0	10-10	102-103	61-50	1-13/2-9
1990-91	1-1-0	1-0-0	2-1-0	11-8	84-99	53-45	4-14/2-17
1991-92	0-1-0	0-1-0	0-2-0	4-7	55-50	54-78	1-9/0-3
1992-93	1-0-0	0-1-0	1-1-0	7-5	57-54	64-80	3-9/1-11
1993-94	1-0-0	1-0-0	2-0-0	10-2	67-59	48-45	2-10/1-10
1994-95	0-0-0	0-0-0	0-0-0	0-0	0-0	0-0	0-0/0-0
1995-96	1-0-0	0-1-0	1-1-0	7-4	75-62	47-60	5-15/1-12
1996-97	0-1-0	1-0-0	1-1-0	5-6	53-59	19-13	0-4/0-7
1997-98	0-1-0	0-1-0	0-2-0	4-7	46-62	42-14	2-5/0-9
1998-99	0-0-0	1-0-0	1-0-0	5-2	25-18	12-10	0-4/2-5
1999-00	0-1-0	0-1-0	0-2-0	3-5	49-60	16-12	1-4/1-6
2000-01	1-0-0	1-0-0	2-0-0	8-2	42-57	18-12	1-4/0-7
2001-02	0-0-0	1-0-0	1-0-0	3-0	21-22	6-4	1-2/0-3
2002-03	1-0-0	0-0-0	1-0-0	5-3	32-25	6-6	0-3/1-3
2003-04	0-0-0	0-1-0	0-1-0	0-2	21-21	14-16	0-3/1-2
2005-06	0-0-0	0-0-0	0-0-0	0-0	0-0	0-0	0-0/0-0
2006-07	0-0-0	0-1-0	0-1-0	1-3	20-31	15-33	1-9/0-5
2007-08	1-0-0	0-0-0	1-0-0	4-2	26-21	6-6	0-3/0-3
2008-09	1-0-0	0-1-0	1-1-0	7-4	56-65	23-23	1-8/1-8
2009-10	1-0-0	0-1-0	1-1-0	7-5	61-54	16-20	3-9/2-7
2010-11	0-0-1	1-0-0	1-0-1	4-4	53-47	14-14	2-5/0-5
2011-12	1-0-0	0-1-0	1-1-0	7-6	63-59	14-12	0-5/0-6
2012-13	0-0-0	0-0-0	0-0-0	0-0	0-0	0-0	0-0/0-0
TOTALS	14-12-2	12-16-1	26-28-3	174-170	1676-1709	1013-1040	41-241/35-229



DEVILS
at New Jersey
at Detroit

ALL-TIME RECORD

GP	W	L	O/T	OTL	PTS	GF	GA
56	25	22	8	1	59	181	168
27	14	7	6	0	34	87	68
29	11	15	2	1	25	94	100

INDIVIDUAL SCORING vs. RED WINGS

PLAYER	2012-13							WITH DEVILS					CAREER				
	GP	G	A	PTS	+/-	PIM	S	GP	G	A	PTS	PIM	GP	G	A	PTS	PIM
KRYS BARCH	0	0	0	0	0	0	0	-	-	-	-	-	15	1	3	4	16
STEVE BERNIER	0	0	0	0	0	0	0	1	0	0	0	0	17	2	3	5	2
MARTIN BRODEUR	0	0	0	0	-	0	0	19	0	0	0	0	19	0	0	0	0
RYAN CARTER	0	0	0	0	0	0	0	1	0	0	0	0	9	2	0	2	4
RYANE CLOWE	2	0	1	1	1	0	4	-	-	-	-	-	22	6	9	15	16
PATRIK ELIAS	0	0	0	0	0	0	0	15	2	4	6	8	15	2	4	6	8
MARK FAYNE	0	0	0	0	0	0	0	3	0	0	0	2	3	0	0	0	2
ANDY GREENE	0	0	0	0	0	0	0	4	0	0	0	0	4	0	0	0	0
PETER HARROLD	0	0	0	0	0	0	0	1	0	1	1	0	11	1	3	4	2
ADAM HENRIQUE	0	0	0	0	0	0	0	1	0	0	0	0	1	0	0	0	0
JAROMIR JAGR	2	0	1	1	0	0	8	-	-	-	-	-	29	8	19	27	14
CAM JANSSEN	0	0	0	0	0	0	0	0	0	0	0	0	7	1	2	3	11
ANDREI LOKTIONOV	0	0	0	0	0	0	0	-	-	-	-	-	1	0	0	0	2
ROSTISLAV OLESZ	0	0	0	0	0	0	0	-	-	-	-	-	5	1	0	1	0
ROD PELLEY	0	0	0	0	0	0	0	3	0	0	0	0	5	0	1	1	2
MICHAEL RYDER	2	2	0	2	1	2	6	-	-	-	-	-	13	4	6	10	6
BRYCE SALVADOR	0	0	0	0	0	0	0	3	0	0	0	2	36	1	1	2	50
CORY SCHNEIDER	1	0	0	0	-	0	0	-	-	-	-	-	3	0	0	0	0
TIM SESTITO	0	0	0	0	0	0	0	1	0	0	0	0	1	0	0	0	0
MATTIAS TEDENBY	0	0	0	0	0	0	0	2	0	0	0	0	2	0	0	0	0
ANTON VOLCHENKOV	0	0	0	0	0	0	0	3	0	1	1	2	10	0	1	1	6
TRAVIS ZAJAC	0	0	0	0	0	0	0	6	0	3	3	4	6	0	3	3	4
VLADIMIR ZHARKOV	0	0	0	0	0	0	0	2	0	1	1	0	2	0	1	1	0
MAREK ZIDLICKY	0	0	0	0	0	0	0	1	0	0	0	2	41	1	18	19	48
DAINIUS ZUBRUS	0	0	0	0	0	0	0	4	0	1	1	2	17	3	4	7	10

GOALTENDING HISTORY vs. RED WINGS

GOALTENDER	2012-13							WITH DEVILS							CAREER						
	MIN	GA	SO	GAA	W	L	OT	MIN	GA	SO	GAA	W	L	O/T	MIN	GA	SO	GAA	W	L	O/T
MARTIN BRODEUR	0	0	0	-	0	0	0	1147	42	2	2.20	9	9	1	1147	42	2	2.20	9	9	1
CORY SCHNEIDER	65	1	0	0.92	1	0	0	-	-	-	-	-	-	-	136	3	0	1.32	1	1	0

YEAR	HOME W-L-O/T	ROAD W-L-O/T	TOTAL W-L-O/T	GF-GA	SF-SA	PIM	PP/PK
1982-83	1-0-0	0-1-1	1-1-1	7-8	85-87	46-44	2-12/1-13
1983-84	1-1-0	1-0-0	2-1-0	13-9	74-86	75-81	4-17/4-14
1984-85	0-0-1	1-1-0	1-1-1	14-14	80-78	70-79	6-16/5-16
1985-86	1-0-1	1-0-0	2-0-1	13-7	77-87	49-45	4-13/5-15
1986-87	1-0-0	1-1-0	2-1-0	10-11	95-79	44-46	2-11/2-10
1987-88	0-2-0	0-1-0	0-3-0	9-13	87-76	71-67	3-20/6-17
1988-89	1-0-0	1-0-1	2-0-1	14-8	83-77	47-53	4-18/3-15
1989-90	1-0-1	0-1-0	1-1-1	10-8	102-93	42-56	3-13/1-11
1990-91	0-0-1	2-0-0	2-0-1	15-6	81-75	108-106	4-17/2-14
1991-92	0-1-1	1-0-0	1-1-1	8-12	75-85	51-39	2-12/5-13
1992-93	1-0-0	0-1-0	1-1-0	11-11	82-64	20-14	1-6/3-9
1993-94	0-1-0	1-0-0	1-1-0	10-6	61-62	31-29	0-6/2-7
1994-95	0-0-0	0-0-0	0-0-0	0-0	0-0	0-0	0-0/0-0
1995-96	1-0-0	0-1-0	1-1-0	5-5	38-47	66-35	1-9/2-12
1996-97	1-0-0	1-0-0	2-0-0	5-1	60-61	45-47	0-11/0-9
1997-98	1-0-0	0-1-0	1-1-0	7-6	67-49	54-60	4-13/2-10
1998-99	0-0-1	0-1-0	0-1-1	3-5	56-59	23-23	0-8/1-8
1999-00	0-0-0	0-1-0	0-1-0	1-3	36-27	39-23	0-3/0-6
2000-01	1-0-0	0-0-0	1-0-0	3-1	37-29	2-4	0-2/0-1
2001-02	1-0-0	0-1-0	1-1-0	6-5	67-44	32-17	1-5/1-6
2002-03	1-0-0	0-1-0	1-1-0	3-3	56-41	14-18	2-8/1-6
2003-04	0-0-0	0-1-0	0-1-0	2-5	33-20	4-14	0-7/2-2
2005-06	0-0-0	0-1-0	0-1-0	2-5	27-44	6-10	0-5/1-3
2006-07	0-1-0	0-0-0	0-1-0	1-2	22-36	14-14	1-7/1-7
2007-08	0-0-0	0-0-0	0-0-0	0-0	0-0	0-0	0-0/0-0
2008-09	0-0-0	0-1-0	0-1-0	1-3	25-31	13-11	0-3/0-4
2009-10	1-0-0	0-0-0	1-0-0	4-3	26-31	6-4	0-2/1-3
2010-11	0-1-0	0-1-0	0-2-0	2-7	58-52	17-21	1-8/0-6
2011-12	0-0-0	1-0-0	1-0-0	2-1	21-24	2-4	0-2/1-1
2012-13	0-0-0	0-0-0	0-0-0	0-0	0-0	0-0	0-0/0-0
TOTALS	14-7-6	11-16-2	25-23-8	181-168	1611-1544	991-964	45-254/52-238

DETROIT RED WINGS

JOE LOUIS ARENA • DETROIT, MI
(313) 394-7000 • Fax (313) 567-0296
www.detroitredwings.com



Owner/Governor	Mike Ilitch
Owner/Secretary-Treasurer	Marian Ilitch
President, CEO & Alt. Governor	Christopher Ilitch
Senior Vice President & Alt. Governor	Jim Devellano
Exec. Vice President/General Manager	Ken Holland
Assistant General Manager of Hockey Administration	Ryan Martin
Advisor to Hockey Operations	Chris Chelios
Head Coach	Mike Babcock
Associate Coach	Tom Renney
Assistant Coach	Bill Peters
Assistant Coach/Video	Keith McKittrick
Goaltending Coach	Jim Bedard
Goaltending Dev. Coach	Chris Osgood
Strength & Conditioning Coach	Pete Renzetti
Head Athletic Therapist	Piet Van Zant
Head Equipment Manager	Paul Boyer
Senior Director of Communications	John Hahn
Media Relations Manager	Todd Beam
Television	FOX Sports Detroit
Radio	The Ticket (97.1 FM), WXYT (1270 AM)

2012-13 LEADERS

Goals	Pavel Datsyuk, 15	PIM	Jordin Tootoo, 78
Assists	Henrik Zetterberg, 37	GAA	Jimmy Howard, 2.13
Points	Pavel Datsyuk, 49	Wins	Jimmy Howard, 21
+/-	Pavel Datsyuk, +21	ShO	Jimmy Howard, 5

OTHER INFORMATION

Leading Scorer vs. NJ	Steve Yzerman, 13g-34a-47pts
Leading Scorer vs. Det.	John MacLean, 17g-13a-30pts
Last Trade	Devils obtained #3 1995 Draft Pick (David Gosselin) for Viacheslav Fetisov (04/03/95)
Stanley Cups	11 (last time 2007-08)
2013-14 Schedule vs. Det.	Dec. 6, Mar. 4 @ NJ, Mar. 7 @ Det.

INDIVIDUAL SCORING vs. DEVILS

PLAYER	GP	2012-13						CAREER				
		G	A	PTS	+/-	PIM	S	GP	G	A	PTS	PIM
JUSTIN ABDELKADER	0	0	0	0	0	0	0	4	0	2	2	0
DANIEL ALFREDSSON	3	1	1	2	1	0	5	62	16	28	44	36
TODD BERTUZZI	0	0	0	0	0	0	0	25	6	10	16	14
DAN CLEARY	0	0	0	0	0	0	0	8	1	1	2	2
PAVEL DATSYUK	0	0	0	0	0	0	0	11	3	3	6	2
PATRICK EAVES	0	0	0	0	0	0	0	16	4	4	8	6
CORY EMMERTON	0	0	0	0	0	0	0	2	0	0	0	0
JONATHAN ERICSSON	0	0	0	0	0	0	0	4	0	1	1	7
JOHAN FRANZEN	0	0	0	0	0	0	0	5	1	0	1	0
JONAS GUSTAVSSON	0	0	0	0	-	0	0	6	0	1	1	0
DARREN HELM	0	0	0	0	0	0	0	3	1	1	2	0
JIMMY HOWARD	0	0	0	0	-	0	0	2	0	0	0	0
JAKUB KINDL	0	0	0	0	0	0	0	2	0	0	0	0
NIKLAS KRONWALL	0	0	0	0	0	0	0	5	0	1	1	2
DREW MILLER	0	0	0	0	0	0	0	6	0	0	0	2
JAN MURSAK	0	0	0	0	0	0	0	2	0	0	0	0
GUSTAV NYQUIST	0	0	0	0	0	0	0	1	0	0	0	0
KYLE QUINCEY	0	0	0	0	0	0	0	6	0	2	2	6
MIKAEL SAMUELSSON	0	0	0	0	0	0	0	20	4	3	7	10
JORDIN TOOTOO	0	0	0	0	0	0	0	7	1	1	2	6
STEPHEN WEISS	0	0	0	0	0	0	0	32	6	15	21	14
HENRIK ZETTERBERG	0	0	0	0	0	0	0	10	1	5	6	6

GOALTENDING HISTORY vs. DEVILS

GOALTENDER	2012-13					CAREER				
	MIN	GA	SO	GAA	W L OT	MIN	GA	SO	GAA	W L O/T
JONAS GUSTAVSSON	0	0	0	-	0 0 0	333	16	0	2.88	3 1 1
JIMMY HOWARD	0	0	0	-	0 0 0	119	3	0	1.51	1 1 0



BABCOCK



ZETTERBERG



DEVILS	GP	W	L	O/T	OTL	PTS	GF	GA
at New Jersey	54	22	25	7	0	51	178	192
at Edmonton	28	11	15	2	0	24	87	91
	26	11	10	5	0	27	91	101

INDIVIDUAL SCORING vs. OILERS

PLAYER	2012-13							WITH DEVILS				CAREER					
	GP	G	A	PTS	+/-	PIM	S	GP	G	A	PTS	PIM	GP	G	A	PTS	PIM
KRYS BARCH	0	0	0	0	0	0	0	-	-	-	-	-	12	1	0	1	68
STEVE BERNIER	0	0	0	0	0	0	0	-	-	-	-	-	19	6	10	16	2
MARTIN BRODEUR	0	0	0	0	-	0	0	17	0	0	0	2	17	0	0	0	2
RYAN CARTER	0	0	0	0	0	0	0	1	0	0	0	2	8	2	1	3	12
RYANE CLOWE	2	0	0	0	2-	4	4	-	-	-	-	-	21	5	6	11	40
PATRIK ELIAS	0	0	0	0	0	0	0	16	7	8	15	8	16	7	8	15	8
MARK FAYNE	0	0	0	0	0	0	0	1	0	0	0	0	1	0	0	0	0
STEPHEN GIONTA	0	0	0	0	0	0	0	1	0	0	0	0	1	0	0	0	0
ANDY GREENE	0	0	0	0	0	0	0	3	0	1	1	0	3	0	1	1	0
PETER HARROLD	0	0	0	0	0	0	0	-	-	-	-	-	6	0	0	0	2
ADAM HENRIQUE	0	0	0	0	0	0	0	1	0	0	0	0	1	0	0	0	0
JAROMIR JAGR	3	3	1	4	2	0	9	-	-	-	-	-	30	14	23	37	18
CAM JANSSEN	0	0	0	0	0	0	0	1	0	0	0	0	8	0	1	1	26
ADAM LARSSON	0	0	0	0	0	0	0	1	0	0	0	0	1	0	0	0	0
ANDREI LOKTIONOV	0	0	0	0	0	0	0	-	-	-	-	-	3	0	0	0	0
ROSTISLAV OLESZ	0	0	0	0	0	0	0	-	-	-	-	-	4	0	0	0	4
ROD PELLEY	0	0	0	0	0	0	0	2	0	0	0	0	4	0	0	0	0
MICHAEL RYDER	2	0	1	1	0	0	3	-	-	-	-	-	13	6	5	11	6
BRYCE SALVADOR	0	0	0	0	0	0	0	2	0	0	0	0	24	2	1	3	26
CORY SCHNEIDER	2	0	0	0	-	0	0	-	-	-	-	-	8	0	0	0	0
MATTIAS TEDENBY	0	0	0	0	0	0	0	2	1	0	1	0	2	1	0	1	0
ANTON VOLCHENKOV	0	0	0	0	0	0	0	2	0	0	0	0	8	0	3	3	6
TRAVIS ZAJAC	0	0	0	0	0	0	0	4	0	2	2	4	4	0	2	2	4
VLADIMIR ZHARKOV	0	0	0	0	0	0	0	1	0	0	0	0	1	0	0	0	0
MAREK ZIDLICKY	0	0	0	0	0	0	0	-	-	-	-	-	34	1	15	16	34
DAINIUS ZUBRUS	0	0	0	0	0	0	0	5	0	2	2	2	18	4	9	13	2

GOALTENDING HISTORY vs. OILERS

GOALTENDER	2012-13							WITH DEVILS							CAREER						
	MIN	GA	SO	GAA	W	L	OT	MIN	GA	SO	GAA	W	L	OT	MIN	GA	SO	GAA	W	L	O/T
MARTIN BRODEUR	0	0	0	-	0	0	0	1037	41	0	2.37	9	6	2	1037	41	0	2.37	9	6	2
CORY SCHNEIDER	61	2	1	1.97	1	1	0	-	-	-	-	-	-	-	333	11	1	1.98	4	2	0

EDMONTON OILERS

REXALL PLACE • EDMONTON, ALTA.
(780) 414-4625 • Fax (780) 409-5890
www.edmontonoilers.com



Owner & Governor	Daryl A. Katz
President, COO & Alt. Governor	Patrick LaForge
President of Hockey Operations & Alt. Governor	Kevin Lowe
General Manager	Craig MacTavish
Sr. Vice President, Hockey Ops.	Scott Howson
Asst. GM & Dir. of Hockey Ops./Legal Affairs	Rick Olczyk
Head Coach	Dallas Eakins
Associate Coach	Keith Acton
Assistant Coaches	Kelly Buchberger, Steve Smith
Goaltending Coach	Frederic Chabot
Head Athletic Therapist	T.D. Forss
Head Equipment Manager	Jeff Lang
Director, Communications & Media Relations	J.J. Hebert
Manager, Communications & Team Services	Patrick Garland
Television	Sportsnet, CBXT-TV, TSN
Radio	CHED (630 AM)

2012-13 LEADERS

Goals	Nail Yakupov, 17	PIM	Ladislav Smid, 55
Assists	Taylor Hall, 34	GAA	Devan Dubnyk, 2.57
Points	Taylor Hall, 50	Wins	Devan Dubnyk, 14
+/-	Taylor Hall, +5	ShO	Devan Dubnyk, 2

OTHER INFORMATION

Leading Scorer vs. NJ	Wayne Gretzky, 11g-38a-49pts
Leading Scorer vs. Edm.	Kirk Muller, 11g-14a-25pts
Last Trade	Devils obtained Tim Sestito for 2010 Conditional Draft Pick (07/09/09)
Stanley Cups	5 (last time 1989-90)
2013-14 Schedule vs. Edm.	Feb. 7 @ NJ; Oct. 7 @ Edm.



EAKINS



HALL

INDIVIDUAL SCORING vs. DEVILS

PLAYER	2012-13							CAREER				
	GP	G	A	PTS	+/-	PIM	S	GP	G	A	PTS	PIM
RICHARD BACHMAN	1	0	0	0	-	0	0	1	0	0	0	0
MIKE BROWN	0	0	0	0	0	0	0	6	0	0	0	12
DEVAN DUBNYK	0	0	0	0	-	0	0	1	0	0	0	0
BEN EAGER	0	0	0	0	0	0	0	14	2	1	3	43
JORDAN EBERLE	0	0	0	0	0	0	0	1	0	1	1	0
ANDREW FERENCIE	3	0	1	1	1	2	2	31	1	7	8	10
SAM GAGNER	0	0	0	0	0	0	0	5	1	1	2	0
BOYD GORDON	0	0	0	0	0	0	0	18	0	4	4	6
DENIS GREBESHKOV	0	0	0	0	0	0	0	2	0	0	0	0
JOSH GREEN	0	0	0	0	0	0	0	10	2	0	2	2
TAYLOR HALL	0	0	0	0	0	0	0	2	0	2	2	0
RYAN HAMILTON	1	0	0	0	0	0	1	2	0	1	1	0
ALES HEMSKY	0	0	0	0	0	0	0	7	2	4	6	4
DARCY HORDICHUK	0	0	0	0	0	0	0	11	0	0	0	4
JESSE JOENSSU	0	0	0	0	0	0	0	5	1	0	1	2
RYAN JONES	0	0	0	0	0	0	0	3	0	1	1	0
JASON LaBARBERA	0	0	0	0	-	0	0	2	0	0	0	0
ANTON LANDER	0	0	0	0	0	0	0	1	0	0	0	0
PHILIP LARSEN	0	0	0	0	0	0	0	1	1	0	0	0
DAVID PERRON	0	0	0	0	0	0	0	3	1	1	2	4
JEFF PETRY	0	0	0	0	0	0	0	1	0	0	0	0
COREY POTTER	0	0	0	0	0	0	0	3	0	2	2	2
NICK SCHULTZ	0	0	0	0	0	0	0	10	0	3	3	6
LADISLAV SMID	0	0	0	0	0	0	0	3	0	0	0	6
JERRED SMITHSON	0	0	0	0	0	0	0	8	1	0	1	10
RYAN SMYTH	0	0	0	0	0	0	0	16	4	5	9	16
COLTEN TEUBERT	0	0	0	0	0	0	0	1	0	0	0	0

GOALTENDING HISTORY vs. DEVILS

GOALTENDER	2012-13							CAREER						
	MIN	GA	SO	GAA	W	L	O/T	MIN	GA	SO	GAA	W	L	O/T
RICHARD BACHMAN	0	0	0	-	0	0	0	60	6	0	6.00	0	1	0
DEVAN DUBNYK	0	0	0	-	0	0	0	63	4	0	3.81	0	0	1
JASON LABARBERA	0	0	0	-	0	0	0	42	7	0	10.00	0	1	0



DEVILS
at New Jersey
at Florida

ALL-TIME RECORD

GP	W	L	O/T	OTL	PTS	GF	GA
80	47	23	10	0	104	226	172
40	26	10	4	0	56	125	79
40	21	13	6	0	48	101	93

2012-13 SUMMARY

	GP	W	L	OT	PTS	GF	GA	SF	SA	PIM	PP	SHG
NEW JERSEY	3	2	0	1	5	10	6	84	61	16	2-9, 22.2%	0
FLORIDA	3	1	2	0	2	6	10	61	84	33	2-7, 28.6%	0

DATE	GAME#	RES	SCORE	LOCATION	GOALTENDERS	W/D GOAL
03/23/13	32	W	2-1	@ DEVILS	BRODEUR/Clemmensen	CLARKSON
03/30/13	35	Lo	2-3	@ Florida	BRODEUR/Markstrom	Kulikov
04/20/13	44	W	6-2	@ DEVILS	BRODEUR/Markstrom	CLARKSON

INDIVIDUAL SCORING vs. PANTHERS

PLAYER	2012-13							WITH DEVILS					CAREER					
	GP	G	A	PTS	+/-	PIM	S	GP	G	A	PTS	PIM	GP	G	A	PTS	PIM	
STEVE BERNIER	3	2	1	3	2	0	10	4	3	1	4	0	7	3	1	4	0	
MARTIN BRODEUR	3	0	1	1	-	0	0	64	0	5	5	4	64	0	5	5	4	
RYAN CARTER	3	1	2	3	2	2	4	6	1	2	3	2	10	1	2	3	2	
RYANE CLOWE	2	0	1	1	0	0	1	-	-	-	-	-	7	2	2	4	5	
PATRIK ELIAS	3	3	0	3	2	0	9	54	25	23	48	18	54	25	23	48	18	
MARK FAYNE	2	0	0	0	4	0	3	10	1	2	3	2	10	1	2	3	2	
STEPHEN GIONTA	3	1	2	3	3	0	2	3	1	2	3	0	3	1	2	3	0	
ANDY GREENE	3	0	1	1	4	0	2	19	1	6	7	8	19	1	6	7	8	
PETER HARROLD	2	0	1	1	2	0	2	2	0	1	1	0	5	1	2	3	0	
ADAM HENRIQUE	3	0	0	0	1	-	0	7	1	1	2	0	7	1	1	2	0	
JAROMIR JAGR	1	1	0	1	1	0	2	-	-	-	-	-	57	32	33	65	38	
JACOB JOSEFSON	1	0	0	0	1	0	1	2	0	0	0	2	2	0	0	0	2	
ADAM LARSSON	3	0	1	1	2	2	0	6	0	2	2	2	6	0	2	2	2	
ANDREI LOKTIONOV	2	0	1	1	1	-	0	3	2	0	1	1	4	0	1	1	0	
MICHAEL RYDER	1	2	1	3	2	0	2	-	-	-	-	-	28	8	7	15	8	
BRYCE SALVADOR	2	0	0	0	1	-	0	3	14	0	3	3	19	22	0	3	3	23
TIM SESTITO	2	0	0	0	0	0	2	7	0	1	1	0	7	0	1	1	0	
ANTON VOLCHENKOV	1	0	0	0	1	-	0	1	6	0	0	0	30	0	5	5	27	
TRAVIS ZAJAC	3	0	4	4	2	2	2	23	6	11	17	8	23	6	11	17	8	
MAREK ZIDLICKY	3	0	0	0	2	-	2	5	3	0	0	0	2	8	0	2	2	8
DAINIUS ZUBRUS	1	1	0	1	0	0	0	19	3	8	11	6	69	17	23	40	39	

Also with career statistics vs. Panthers: KRYSS BARCH (- - - - with Devils/4-0-0-0-2 career); CAM JANSSEN (9-0-0-0-28/12-0-0-0-28); ROD PELLEY (12-0-2-2-7/13-0-2-2-7); CORY SCHNEIDER (- - - -/1-0-0-0-0); MATTIAS TEDENBY (5-0-1-1-0/5-0-1-1-0).

GOALTENDING HISTORY vs. PANTHERS

GOALTENDER	2012-13					WITH DEVILS					CAREER				
	MIN	GA	SO	GAA	W L OT	MIN	GA	SO	GAA	W L OT	MIN	GA	SO	GAA	W L OT
MARTIN BRODEUR	182	6	0	1.98	2 0 1	3874	131	6	2.03	39 16 9	3874	131	6	2.03	39 16 9
CORY SCHNEIDER	0	0	0	-	0 0 0	-	-	-	-	-	60	3	0	3.00	1 0 0

YEAR	HOME W-L-O/T	ROAD W-L-O/T	TOTAL W-L-O/T	GF-GA	SF-SA	PIM	PP/PK
1993-94	2-0-0	1-0-2	3-0-2	14-9	177-158	53-59	3-21/3-19
1994-95	2-0-0	1-1-0	3-1-0	13-5	107-82	51-43	0-12/2-15
1995-96	1-2-0	0-3-0	1-5-0	10-15	200-150	88-67	2-30/3-26
1996-97	1-1-1	0-1-1	1-2-2	9-12	161-142	85-95	2-19/0-14
1997-98	0-1-1	2-1-0	2-2-1	14-13	152-141	71-89	5-23/3-19
1998-99	1-0-1	1-0-1	2-0-2	12-9	132-87	73-57	4-14/1-22
1999-00	2-0-0	1-1-0	3-1-0	12-10	132-87	92-91	1-14/3-16
2000-01	2-0-0	2-0-0	4-0-0	15-9	128-89	64-67	5-20/5-15
2001-02	1-1-0	2-0-0	3-1-0	13-6	133-84	57-53	5-14/2-16
2002-03	1-1-0	2-0-0	3-1-0	13-6	141-74	65-59	3-20/2-13
2003-04	1-1-0	2-0-0	3-1-0	13-8	149-97	30-32	2-14/1-12
2005-06	2-0-0	1-1-0	3-1-0	12-8	116-105	38-56	5-21/2-12
2006-07	2-0-0	1-1-0	3-1-0	12-9	109-110	37-73	6-19/2-7
2007-08	1-1-0	1-1-0	2-2-0	8-8	112-124	51-55	3-19/3-17
2008-09	2-0-0	1-1-0	3-1-0	13-9	138-107	38-38	2-14/2-14
2009-10	1-1-0	1-1-0	2-2-0	9-9	145-83	25-29	2-12/2-10
2010-11	1-0-1	1-0-1	2-0-2	12-10	115-103	16-26	3-13/3-8
2011-12	1-1-0	1-1-0	2-2-0	12-11	116-106	36-36	0-11/1-11
2012-13	2-0-0	0-0-1	2-0-1	10-6	84-61	16-33	2-9/2-7
TOTALS	26-10-4	21-13-6	47-23-10	226-172	2547-1990	986-1058	55-319/42-273

FLORIDA PANTHERS

BB&T CENTER • SUNRISE, FL
(954) 835-7000 • Fax (954) 835-7700
www.floridapantthers.com



General Partner, Chairman, CEO & Governor	Cliff Viner
President	Michael R. Yormark
Executive VP, Hockey Ops. & General Manager	Dale Tallon
Assistant General Manager	Mike Santos
Alternate Governor	William Torrey
Head Coach	Kevin Dineen
Assistant Coaches	Gord Murphy, Craig Ramsay
Goaltending Coach	Robb Tallas
Strength & Conditioning Coach	Craig Slaunwhite
Head Athletic Trainer	David Zenobi
Head Equipment Manager	Chris Scopetto
Sr. Vice President, Communications & Public Affairs	Matthew Sacco
Director, Communications	Justin Copertino
Television	FOX Sports Florida
Radio	WQAM (560 AM)

2012-13 LEADERS


Goals	Tomas Kopecky, 15	PIM	George Parros, 57
Assists	Tomas Fleischmann, 23	GAA	Jacob Markstrom, 3.22
Points	Tomas Fleischmann, 35	Wins	Jacob Markstrom, 8
+/-	Marcel Goc, -6	ShO	None

OTHER INFORMATION

Leading Scorer vs. NJ	Stephen Weiss, 6g-15a-21pts
Leading Scorer vs. Fla.	Patrik Elias, 25g-23a-48pts
Last Trade	Devils obtained Viktor Kozlov for Christian Berglund, Victor Uchevatov (03/01/04)
Stanley Cups	None
2013-14 Schedule vs. Fla.	Jan. 11, Mar. 31 @ NJ; Mar. 14 @ Fla.



DINEEN



HUBERDEAU

INDIVIDUAL SCORING vs. DEVILS

PLAYER	2012-13							CAREER				
	GP	G	A	PTS	+/-	PIM	S	GP	G	A	PTS	PIM
NICK BJUGSTAD	1	0	0	0	1-	0	2	1	0	0	0	0
BRAD BOYES	5	1	3	4	4-	4	8	19	3	8	11	8
BRIAN CAMPBELL	3	1	2	3	2	0	3	30	3	7	10	10
SCOTT CLEMMENSEN	1	0	0	0	-	0	0	6	0	0	0	0
JOEY CRABB	3	0	0	0	0	2	3	10	1	3	4	4
TOMAS FLEISCHMANN	3	0	3	3	0	0	3	24	7	5	12	8
MATT GILROY	1	0	0	0	0	0	0	17	3	4	7	6
MARCEL GOC	3	1	0	1	2-	2	3	9	1	3	4	2
ERIC GUDBRANSON	1	0	0	0	0	0	3	3	0	1	1	0
QUINTON HOWDEN	3	0	0	0	0	0	4	3	0	0	0	0
JONATHAN HUBERDEAU	3	0	2	2	2-	0	7	3	0	2	2	0
TOMAS KOPECKY	3	0	0	0	2-	2	3	11	0	3	3	2
FILIP KUBA	3	0	0	0	4-	0	2	29	1	6	7	8
DMITRY KULIKOV	3	1	0	1	4-	4	6	12	2	3	5	10
JACOB MARKSTROM	2	0	0	0	-	0	0	4	0	0	0	0
SHAWN MATTIAS	3	2	1	3	0	2	4	14	4	2	6	9
ALEX PETROVIC	1	0	0	0	1-	2	1	1	0	0	0	2
GREG RALLO	1	0	0	0	0	0	0	1	0	0	0	0
COLBY ROBAK	1	0	0	0	0	15	0	1	0	0	0	15
DREW SHORE	3	0	0	0	2-	0	5	3	0	0	0	0
SCOTTIE UPSHALL	3	0	1	1	1	0	1	22	5	7	12	20
MIKE WEAVER	1	0	1	1	0	2	0	11	0	3	3	8

Also with career statistics vs. Devils: SEAN BERGENHEIM (27-9-6-15-12); BOBBY BUTLER (6-0-0-0-0); BRETT CLARK (19-0-0-0-6); ANDRE DEVEAUX (1-0-0-0-5); SCOTT GOMEZ (23-4-13-17-24); ED JOVANOVSKI (30-2-5-7-38); MIKE MOTTAU (3-0-0-0-5); SCOTT TIMMINS (2-0-0-0-0); KRIS VERSTEEG (12-8-4-12-12); JESSE WINCHESTER (11-1-4-5-12).

GOALTENDING HISTORY vs. DEVILS

GOALTENDER	2012-13							CAREER						
	MIN	GA	SO	GAA	W	L	OT	MIN	GA	SO	GAA	W	L	O/T
SCOTT CLEMMENSEN	59	2	0	2.03	0	1	0	323	11	0	2.04	4	1	0
JACOB MARKSTROM	121	8	0	3.97	1	1	0	220	13	0	3.55	1	3	0



ALL-TIME RECORD

	GP	W	L	O/T	OTL	PTS	GF	GA
DEVILS	57	27	25	4	1	59	189	191
at New Jersey	29	17	11	1	0	35	101	84
at Los Angeles	28	10	14	3	1	24	88	107

INDIVIDUAL SCORING vs. KINGS

PLAYER	2012-13							WITH DEVILS					CAREER				
	GP	G	A	PTS	+/-	PIM	S	GP	G	A	PTS	PIM	GP	G	A	PTS	PIM
KRYS BARCH	0	0	0	0	0	0	0	-	-	-	-	-	19	1	0	1	19
STEVE BERNIER	0	0	0	0	0	0	0	-	-	-	-	-	22	4	6	10	12
MARTIN BRODEUR	0	0	0	0	-	0	0	16	0	0	0	2	16	0	0	0	2
RYAN CARTER	0	0	0	0	0	0	0	-	-	-	-	-	10	1	2	3	13
RYANE CLOWE	2	0	1	1	0	0	4	-	-	-	-	-	36	7	9	16	48
PATRIK ELIAS	0	0	0	0	0	0	0	16	6	8	14	2	16	6	8	14	2
MARK FAYNE	0	0	0	0	0	0	0	2	0	1	1	0	2	0	1	1	0
ANDY GREENE	0	0	0	0	0	0	0	6	0	2	2	2	6	0	2	2	2
ADAM HENRIQUE	0	0	0	0	0	0	0	1	0	0	0	0	1	0	0	0	0
JAROMIR JAGR	3	3	0	3	2	0	7	-	-	-	-	-	28	12	17	29	12
CAM JANSSEN	0	0	0	0	0	0	0	2	0	0	0	2	9	0	1	1	16
JACOB JOSEFSON	0	0	0	0	0	0	0	1	0	0	0	0	1	0	0	0	0
ADAM LARSSON	0	0	0	0	0	0	0	2	0	0	0	0	2	0	0	0	0
ROSTISLAV OLESZ	0	0	0	0	0	0	0	-	-	-	-	-	3	0	1	1	2
ROD PELLEY	0	0	0	0	0	0	0	5	0	0	0	0	6	0	0	0	0
MICHAEL RYDER	0	0	0	0	0	0	0	-	-	-	-	-	14	3	5	8	4
BRYCE SALVADOR	0	0	0	0	0	0	0	5	0	0	0	4	30	0	2	2	24
CORY SCHNEIDER	2	0	0	0	-	0	0	-	-	-	-	-	2	0	0	0	0
TIM SESTITO	0	0	0	0	0	0	0	-	-	-	-	-	1	0	0	0	0
MATTIAS TEDENBY	0	0	0	0	0	0	0	2	0	0	0	0	2	0	0	0	0
ANTON VOLCHENKOV	0	0	0	0	0	0	0	2	0	0	0	0	9	0	0	0	4
TRAVIS ZAJAC	0	0	0	0	0	0	0	6	4	3	7	2	6	4	3	7	2
VLADIMIR ZHARKOV	0	0	0	0	0	0	0	1	0	0	0	0	1	0	0	0	0
MAREK ZIDLICKY	0	0	0	0	0	0	0	-	-	-	-	-	28	2	13	15	30
DAINIUS ZUBRUS	0	0	0	0	0	0	0	7	3	3	6	2	19	7	10	17	10

GOALTENDING HISTORY vs. KINGS

GOALTENDER	2012-13					WITH DEVILS					CAREER				
	MIN	GA	SO	GAA	W L OT	MIN	GA	SO	GAA	W L OT	MIN	GA	SO	GAA	W L OT
MARTIN BRODEUR	0	0	0	-	0 0 0	931	33	1	2.13	8 6 1	931	33	1	2.13	8 6 1
CORY SCHNEIDER	120	2	1	1.00	2 0 0	-	-	-	-	-	120	2	1	1.00	2 0 0

LOS ANGELES KINGS

STAPLES CENTER • LOS ANGELES, CA
(213) 742-7100 • Fax (310) 535-4525
www.lakings.com



Owners.....Philip F. Anschutz, Edward P. Roski, Jr.
President, General Manager & Alt. Governor.....Dean Lombardi
President, Business Operations & Alt. Governor.....Luc Robitaille
Assistant General Manager.....Rob Blake
Head Coach.....Darryl Sutter
Assistant Coaches.....John Stevens, Davis Payne
Goaltending Coach.....Bill Ranford
Head Athletic Trainer.....Chris Kinsley
Strength & Conditioning Coach.....Ryan van Asten
Head Equipment Manager.....Darren Granger
Vice President, Communications and Broadcasting.....Michael Altieri
Senior Director, Communications and Content.....Jeff Moeller
Television.....FOX Sports West
Radio.....KTLK (1150 AM)

2012-13 LEADERS

Goals.....Jeff Carter, 26 **PIM**.....Kyle Clifford, 51
Assists.....Anze Kopitar, 32 **GAA**.....Jonathan Bernier, 1.88
Points.....Anze Kopitar, 42 **Wins**.....Jonathan Quick, 18
+/-.....Jake Muzzin, +16 **ShO**.....J. Bernier, J. Quick, 1

OTHER INFORMATION

Leading Scorer vs. NJ.....Dave Taylor, 14g-18a-32pts
Leading Scorer vs. LA.....John MacLean, 13g-16a-29pts
Last Trade.....Devils obtained #7 2013 Draft Pick (Anthony Brodeur)
for #7 2014 Draft Pick (06/30/13)
Stanley Cups.....1 (2011-12)
2013-14 Schedule vs. LA.....Nov. 15 @ NJ; Nov. 21 @ LA



SUTTER



QUICK

INDIVIDUAL SCORING vs. DEVILS

PLAYER	2012-13							CAREER				
	GP	G	A	PTS	+/-	PIM	S	GP	G	A	PTS	PIM
DUSTIN BROWN	0	0	0	0	0	0	0	9	0	2	2	8
DANIEL CARCILLO	0	0	0	0	0	0	0	10	0	0	0	36
JEFF CARTER	0	0	0	0	0	0	0	40	11	10	21	22
KYLE CLIFFORD	0	0	0	0	0	0	0	3	0	0	0	0
DREW DOUGHTY	0	0	0	0	0	0	0	4	1	0	1	0
KEATON ELLERBY	0	0	0	0	0	0	0	6	0	1	1	2
COLIN FRASER	0	0	0	0	0	0	0	5	2	1	3	0
MATT FRATTIN	1	0	0	0	0	0	0	2	1	0	1	0
MATT GREENE	0	0	0	0	0	0	0	6	0	0	0	13
ANZE KOPITAR	0	0	0	0	0	0	0	8	1	3	4	0
TREVOR LEWIS	0	0	0	0	0	0	0	2	0	0	0	0
ALEC MARTINEZ	0	0	0	0	0	0	0	2	0	0	0	0
WILLIE MITCHELL	0	0	0	0	0	0	0	11	1	1	2	8
OSCAR MOLLER	0	0	0	0	0	0	0	1	0	0	0	0
JAKE MUZZIN	0	0	0	0	0	0	0	1	0	0	0	0
JONATHAN QUICK	0	0	0	0	-	0	0	5	0	0	0	0
ROBYN REGEHR	2	0	0	0	1-	0	0	18	0	1	1	4
MIKE RICHARDS	0	0	0	0	0	0	0	42	7	23	30	10
JEFF SCHULTZ	3	0	1	1	1	0	0	21	2	3	5	6
JARRET STOLL	0	0	0	0	0	0	0	9	2	2	4	0
SLAVA VOYNOV	0	0	0	0	0	0	0	1	0	0	0	0
JUSTIN WILLIAMS	0	0	0	0	0	0	0	28	2	15	17	12

GOALTENDING HISTORY vs. DEVILS

GOALTENDER	2012-13					CAREER				
	MIN	GA	SO	GAA	W L OT	MIN	GA	SO	GAA	W L OT
JONATHAN QUICK	0	0	0	-	0 0 0	305	10	0	1.97	3 1 1

	HOME	ROAD	TOTAL				
YEAR	W-L-O/T	W-L-O/T	W-L-O/T	GF-GA	SF-SA	PIM	PP/PK
1982-83	1-0-0	0-2-0	1-2-0	9-13	72-85	49-48	2-9/1-7
1983-84	2-0-0	0-1-0	2-1-0	14-15	71-88	49-33	2-6/3-15
1984-85	0-1-0	0-2-0	0-3-0	7-19	88-87	58-52	1-11/6-14
1985-86	1-1-0	1-0-0	2-1-0	13-10	93-87	36-26	2-8/2-13
1986-87	1-0-0	0-2-0	1-2-0	13-18	92-107	84-73	4-11/6-17
1987-88	1-1-0	0-0-1	1-1-1	7-9	82-86	107-107	4-17/4-19
1988-89	0-0-1	0-1-1	0-1-2	10-16	100-101	110-112	2-14/5-13
1989-90	2-0-0	0-1-0	2-1-0	13-12	97-80	48-40	1-12/1-11
1990-91	0-1-0	1-1-0	1-2-0	9-13	86-98	120-78	1-10/4-16
1991-92	2-0-0	1-0-0	3-0-0	14-5	89-92	60-50	5-15/1-20
1992-93	1-0-0	0-1-0	1-1-0	9-6	94-51	17-31	3-11/0-4
1993-94	0-1-0	0-1-0	0-2-0	5-8	88-52	35-42	2-9/2-13
1994-95	0-0-0	0-0-0	0-0-0	0-0	0-0	0-0	0-0/0-0
1995-96	1-0-0	1-0-0	2-0-0	7-3	68-56	18-10	1-5/1-10
1996-97	1-0-0	1-0-0	2-0-0	9-3	62-58	14-14	2-7/0-7
1997-98	0-1-0	0-1-0	0-2-0	1-7	56-47	28-36	1-12/1-8
1998-99	0-1-0	1-0-0	1-1-0	3-6	80-44	41-61	1-12/1-6
1999-00	1-0-0	0-0-0	1-0-0	7-1	36-35	20-14	1-2/0-5
2000-01	0-1-0	1-0-0	1-1-0	7-3	69-40	28-26	3-6/1-7
2001-02	0-1-0	0-0-0	0-1-0	2-3	27-22	10-8	0-4/0-5
2002-03	0-0-0	0-1-0	0-1-0	1-2	35-32	8-2	0-1/1-4
2003-04	1-0-0	1-0-0	2-0-0	7-2	58-51	20-28	3-13/1-9
2005-06	0-0-0	0-0-0	0-0-0	0-0	0-0	0-0	0-0/0-0
2006-07	0-0-0	0-0-1	0-0-1	2-3	22-28	12-10	2-5/1-6
2007-08	1-0-0	0-0-0	1-0-0	6-3	27-26	9-7	0-1/0-2
2008-09	0-1-0	1-0-0	1-1-0	6-4	54-67	37-53	3-11/1-9
2009-10	0-1-0	0-0-0	0-1-0	2-3	28-22	8-6	0-3/1-4
2010-11	0-0-0	0-1-0	0-1-0	1-3	40-23	6-4	0-2/1-3
2011-12	1-0-0	1-0-0	2-0-0	5-1	60-58	4-8	0-4/0-2
2012-13	0-0-0	0-0-0	0-0-0	0-0	0-0	0-0	0-0/0-0
TOTALS	17-11-1	10-15-3	27-26-4	189-191	1774-1623	1036-979	46-221/45-249



	GP	W	L	O/T	OTL	PTS	GF	GA
DEVILS	12	7	3	2	0	16	40	29
at New Jersey	6	4	1	1	0	9	21	12
at Minnesota	6	3	2	1	0	7	19	17

INDIVIDUAL SCORING vs. WILD

PLAYER	2012-13							WITH DEVILS				CAREER					
	GP	G	A	PTS	+/-	PIM	S	GP	G	A	PTS	PIM	GP	G	A	PTS	PIM
KRYS BARCH	0	0	0	0	0	0	0	-	-	-	-	-	13	0	1	1	17
STEVE BERNIER	0	0	0	0	0	0	0	-	-	-	-	-	19	6	2	8	4
MARTIN BRODEUR	0	0	0	0	-	0	0	11	0	0	0	0	11	0	0	0	0
RYAN CARTER	0	0	0	0	0	0	0	1	0	0	0	0	11	1	0	1	8
RYANE CLOWE	0	0	0	0	0	0	0	-	-	-	-	-	19	3	10	13	15
PATRIK ELIAS	0	0	0	0	0	0	0	11	4	4	8	0	11	4	4	8	0
MARK FAYNE	0	0	0	0	0	0	0	1	0	0	0	0	1	0	0	0	0
ANDY GREENE	0	0	0	0	0	0	0	4	0	1	1	2	4	0	1	1	2
PETER HARROLD	0	0	0	0	0	0	0	-	-	-	-	-	11	0	1	1	4
ADAM HENRIQUE	0	0	0	0	0	0	0	1	0	1	1	0	1	0	1	1	0
JAROMIR JAGR	3	1	1	2	4-	2	9	-	-	-	-	-	13	3	12	15	4
CAM JANSSEN	0	0	0	0	0	0	0	1	0	0	0	0	7	0	1	1	11
ADAM LARSSON	0	0	0	0	0	0	0	1	0	0	0	0	1	0	0	0	0
ANDREI LOKTIONOV	0	0	0	0	0	0	0	-	-	-	-	-	3	0	0	0	0
ROSTISLAV OLESZ	0	0	0	0	0	0	0	-	-	-	-	-	5	0	1	1	0
ROD PELLEY	0	0	0	0	0	0	0	2	0	0	0	0	3	0	0	0	0
MICHAEL RYDER	1	0	0	0	0	0	0	-	-	-	-	-	12	1	4	5	2
BRYCE SALVADOR	0	0	0	0	0	0	0	3	0	0	0	0	23	0	1	1	6
TIM SESTITO	0	0	0	0	0	0	0	2	0	0	0	0	2	0	0	0	0
CORY SCHNEIDER	2	0	0	0	-	0	0	-	-	-	-	-	11	0	1	1	0
MATTIAS TEDENBY	0	0	0	0	0	0	0	1	0	0	0	2	1	0	0	0	2
ANTON VOLCHENKOV	0	0	0	0	0	0	0	2	0	0	0	0	7	2	0	2	4
TRAVIS ZAJAC	0	0	0	0	0	0	0	4	0	1	1	2	4	0	1	1	2
VLADIMIR ZHARKOV	0	0	0	0	0	0	0	2	0	1	1	0	2	0	1	1	0
MAREK ZIDLICKY	0	0	0	0	0	0	0	-	-	-	-	-	14	2	5	7	12
DAINIUS ZUBRUS	0	0	0	0	0	0	0	3	1	1	2	0	10	3	2	5	4

GOALTENDING HISTORY vs. WILD

GOALTENDER	2012-13					WITH DEVILS					CAREER				
	MIN	GA	SO	GAA	W L OT	MIN	GA	SO	GAA	W L OT	MIN	GA	SO	GAA	W L OT
MARTIN BRODEUR	0	0	0	-	0 0 0	627	26	1	2.49	7 2 2	627	26	1	2.49	7 2 2
CORY SCHNEIDER	118	5	0	2.54	1 1 0	-	-	-	-	-	621	22	0	2.13	6 4 0

YEAR	HOME		ROAD		TOTAL		GF-GA	SF-SA	PIM	PP/PK
	W-L-O/T	W-L-O/T	W-L-O/T	W-L-O/T	W-L-O/T	W-L-O/T				
2000-01	1-0-0	1-0-0	1-0-0	1-0-0	1-0-0	1-0-0	10-4	48-50	12-10	1-5/2-6
2001-02	0-0-0	0-0-1	0-0-1	0-0-1	0-0-1	0-0-1	2-2	27-36	17-13	0-2/0-4
2002-03	1-0-0	0-1-0	0-1-0	1-1-0	1-1-0	1-1-0	5-5	62-45	15-19	0-6/1-4
2003-04	0-0-1	0-0-0	0-0-0	0-0-1	0-0-1	0-0-1	4-4	36-34	6-4	1-2/1-3
2005-06	1-0-0	0-0-0	0-0-0	1-0-0	1-0-0	1-0-0	3-2	33-39	14-10	0-5/1-7
2006-07	0-0-0	0-0-0	0-0-0	0-0-0	0-0-0	0-0-0	0-0	0-0	0-0	0-0/0-0
2007-08	0-0-0	1-0-0	1-0-0	1-0-0	1-0-0	1-0-0	4-3	30-37	13-7	0-1/0-4
2008-09	1-0-0	0-0-0	0-0-0	1-0-0	1-0-0	1-0-0	4-0	29-35	14-6	1-3/0-7
2009-10	0-0-0	1-0-0	1-0-0	1-0-0	1-0-0	1-0-0	5-3	26-32	4-6	2-3/0-2
2010-11	0-1-0	0-0-0	0-0-0	0-1-0	0-1-0	0-1-0	1-2	22-18	4-10	0-3/0-0
2011-12	0-0-0	0-1-0	0-1-0	0-1-0	0-1-0	0-1-0	2-4	31-16	6-10	0-5/0-2
2012-13	0-0-0	0-0-0	0-0-0	0-0-0	0-0-0	0-0-0	0-0	0-0	0-0	0-0/0-0
TOTALS	4-1-1	3-2-1	3-2-1	7-3-2	7-3-2	7-3-2	40-29	344-342	105-95	5-35/5-39

OPPONENTS' RECORDS VS. DEVILS

Most Goals vs. Devils, Single Season

12 - Mario Lemieux (1988-89)
9 - Pierre Turgeon (1992-93)
8 - Mike Bossy (1985-86)

Most Assists vs. Devils, Single Season

15 - Mario Lemieux (1992-93)
14 - Mike Bossy (1983-84)
12 - Mario Lemieux (1986-87)

Most Points vs. Devils, Single Season

21 - Mario Lemieux (6g-15a), (1992-93)
20 - Mario Lemieux (12g-8a), (1988-89)
17 - Mike Bossy (3g-14a), (1983-84)

Most Goals vs. Devils, Career

50 - Mike Gartner
47 - Mario Lemieux
37 - Pat LaFontaine

Most Assists vs. Devils, Career

88 - Mario Lemieux
70 - Wayne Gretzky
52 - Ron Francis

Most Points vs. Devils, Career

135 - Mario Lemieux (47g-88a)
95 - Wayne Gretzky (25g-70a)
92 - Mike Gartner (50g-42a)

MINNESOTA WILD

XCEL ENERGY CENTER • SAINT PAUL, MN
(651) 602-6000 • Fax (651) 222-1055
www.wild.com



Owner & Governor	Craig Leipold
Minority Owner	Philip Falcone
Chief Operating Officer	Matt Majka
General Manager	Chuck Fletcher
Assistant General Manager	Brent Flahr
Head Coach	Mike Yeo
Assistant Coaches	Rick Wilson, Darryl Sydor, Darby Hendrickson
Goaltending Coach	Bob Mason
Strength & Conditioning Coach	Kirk Olson
Head Athletic Therapist	Don Fuller
Head Equipment Manager	Tony DaCosta
Sr. Director, Team Operations & Business Integration	Frank Buonomo
Director of Media Relations	Aaron Sickman
Manager of Digital Content	Ryan Stanzel
Television	FOX Sports North
Radio	KFAN (100.3 FM)

2012-13 LEADERS

Goals	Zach Parise, 18	PIM	Zenon Konopka, 117
Assists	Ryan Suter, 28	GAA	Niklas Backstrom, 2.48
Points	Zach Parise, 38	Wins	Niklas Backstrom, 24
+/-	Matt Cullen, +9	ShO	Niklas Backstrom, 2

OTHER INFORMATION

Leading Scorer vs. NJ	Marian Gaborik, 4g-5a-9pts
Leading Scorer vs. Min.	Patrik Elias, 4g-4a-8pts
Last Trade	Devils obtained Marek Zidlicky for Kurtis Foster, Nick Palmieri, Stephane Veilleux, Washington's #2 2012 Draft Pick (Raphael Bussieres), #3 2013 Draft Pick (later traded to NY Islanders-Eamon McAdam) (02/24/12)
Stanley Cups	None
2013-14 Schedule vs. Min.	Mar. 20 @ NJ; Nov. 3 @ Min.



YEO



SUTER

INDIVIDUAL SCORING vs. DEVILS

PLAYER	2012-13							CAREER						
	GP	G	A	PTS	+/-	PIM	S	GP	G	A	PTS	PIM	GP	G
CODY ALMOND	0	0	0	0	0	0	0	1	0	0	0	0	0	0
NIKLAS BACKSTROM	0	0	0	0	-	0	0	4	0	1	1	0	0	0
KEITH BALLARD	0	0	0	0	0	0	0	11	0	3	3	2	0	0
JONATHAN BLUM	0	0	0	0	0	0	0	1	0	0	0	0	0	0
KYLE BRODZIAK	0	0	0	0	0	0	0	5	2	0	2	2	0	0
MATT COOKE	4	1	0	1	1	0	4	32	5	4	9	29	0	0
JAKE DOWELL	0	0	0	0	0	0	0	2	0	1	1	5	0	0
JOSH HARDING	0	0	0	0	-	0	0	2	0	0	0	0	0	0
DANY HEATLEY	0	0	0	0	0	0	0	30	10	15	25	18	0	0
STEVEN KAMPFER	0	0	0	0	0	0	0	1	0	0	0	0	0	0
MIKKO KOIVU	0	0	0	0	0	0	0	6	1	3	4	0	0	0
ZENON KONOPKA	0	0	0	0	0	0	0	13	0	0	0	0	64	0
TORREY MITCHELL	0	0	0	0	0	0	0	5	0	0	0	4	0	0
NINO NIEDERREITER	0	0	0	0	0	0	0	4	0	0	0	0	0	0
JED ORTMAYER	0	0	0	0	0	0	0	19	0	1	1	6	0	0
JASON POMINVILLE	2	2	0	2	1	2	8	26	9	7	16	6	0	0
MIKE RUPP	0	0	0	0	0	0	0	19	0	0	0	27	0	0
MARCO SCANDELLA	0	0	0	0	0	0	0	1	0	1	1	0	0	0
JARED SPURGEON	0	0	0	0	0	0	0	2	0	1	1	0	0	0
DAVID STECKEL	0	0	0	0	0	0	0	18	1	2	3	4	0	0
CLAYTON STONER	0	0	0	0	0	0	0	3	1	0	1	0	0	0
RYAN SUTER	0	0	0	0	0	0	0	7	0	5	5	4	0	0
STEPHANE VEILLEUX	0	0	0	0	0	0	0	7	1	0	1	2	0	0

GOALTENDING HISTORY vs. DEVILS

GOALTENDER	2012-13					CAREER				
	MIN	GA	SO	GAA	W L OT	MIN	GA	SO	GAA	W L OT
NIKLAS BACKSTROM	0	0	0	-	0 0 0	175	12	0	4.11	1 2 1
JOSH HARDING	0	0	0	-	0 0 0	69	1	0	0.87	0 0 0



ALL-TIME RECORD									
GP	W	L	O/T	OTL	PTS	GF	GA		
DEVILS	108	60	38	9	1	130	315		
at New Jersey	54	34	16	4	0	72	178		
at Montreal	54	26	22	5	1	58	137		

2012-13 SUMMARY

GP	W	L	OT	PTS	GF	GA	SF	SA	PIM	PP	SHG
NEW JERSEY	3	1	1	1	3	7	8	75	24	4-11, 36.4%	0
MONTREAL	3	2	1	0	4	8	72	82	22	2-12, 16.7%	0

DATE	GAME#	RES	SCORE	LOCATION	GOALTENDERS	W/D GOAL
01/27/13	4	Lo	3-4	@ Montreal	BRODEUR/Price	Markov
03/16/13	29	L	1-2	@ DEVILS	HEDBERG/Price	Plekanec
04/23/13	46	W	3-2	@ DEVILS	BRODEUR/Price	SULLIVAN

INDIVIDUAL SCORING vs. CANADIENS

PLAYER	2012-13						WITH DEVILS				CAREER			
	GP	G	A	PTS	+/-	PIM	GP	G	A	PTS	GP	G	A	PTS
STEVE BERNIER	3	0	0	0	1	0	5	5	0	0	0	16	1	2
MARTIN BRODEUR	2	0	0	0	-	0	0	68	0	2	2	68	0	2
RYAN CARTER	3	0	0	0	2	0	2	6	0	0	0	8	0	2
PATRIK ELIAS	3	2	2	4	2	2	7	58	24	25	49	42	58	24
MARK FAYNE	1	0	1	1	0	0	0	8	0	3	3	4	8	0
STEPHEN GIONTA	3	0	0	0	2	0	4	4	0	0	0	4	0	0
ANDY GREENE	3	0	0	0	1	2	4	17	0	2	2	4	17	0
PETER HARROLD	2	1	0	1	1	2	5	3	1	0	1	2	6	1
ADAM HENRIQUE	1	0	0	0	1	0	3	4	0	2	2	2	4	0
JAROMIR JAGR	1	0	0	0	0	0	1	-	-	-	-	71	40	83
CAM JANSSEN	1	0	0	0	1	0	0	6	0	0	0	10	9	0
JACOB JOSEFSON	2	1	0	1	2	0	2	6	1	0	1	0	6	1
ADAM LARSSON	2	0	0	0	0	0	1	5	0	1	1	0	5	0
ANDREI LOKTIONOV	1	0	0	0	0	0	2	1	0	0	0	0	2	0
STEFAN MATTEAU	2	0	0	0	0	0	0	2	0	0	0	0	2	0
HARRI PESONEN	1	0	0	0	0	0	0	1	0	0	0	0	1	0
BRYCE SALVADOR	2	0	0	0	1	2	6	16	0	1	1	10	21	1
MATTIAS TEDENBY	1	0	0	0	1	0	1	6	0	1	1	4	6	0
ALEXANDER URBOM	1	0	0	0	1	0	0	2	0	0	0	0	2	0
ANTON VOLCHENKOV	3	0	0	0	3	2	4	8	0	1	1	8	46	10
TRAVIS ZAJAC	3	0	1	1	0	0	3	24	3	11	14	6	24	3
MAREK ZIDLUCKY	3	0	2	2	0	4	5	3	0	2	2	4	8	0
DAINIUS ZUBRUS	2	1	1	2	0	2	3	19	5	9	14	14	47	11

Also with career statistics vs. Canadiens: KRY'S BARCH (- - - - - with Devils/4-0-0-0-14 career); RYANE CLOWE (- - - - -/4-1-1-2-6); ROSTISLAV OLESZ (- - - - -/16-0-1-1-10); ROD PELLEY (8-0-1-1-0/8-0-1-1-0); MICHAEL RYDER (- - - - -/19-2-5-7-8); TIM SESTITO (3-0-0-0-0/3-0-0-0-0).

GOALTENDING HISTORY vs. CANADIENS

GOALTENDER	2012-13					WITH DEVILS					CAREER				
	MIN	GA	SO	GAA	W L OT	MIN	GA	SO	GAA	W L O/T	MIN	GA	SO	GAA	W L O/T
MARTIN BRODEUR	124	6	0	2.90	1 0 1	4071	124	9	1.83	44 18 6	4071	124	9	1.83	44 18 6

YEAR	HOME		ROAD		TOTAL		GF-GA		SF-SA		PIM		PP/PK	
	W-L-O/T	W-L-O/T	W-L-O/T	W-L-O/T	W-L-O/T	W-L-O/T	W-L-O/T	W-L-O/T	W-L-O/T	W-L-O/T	W-L-O/T	W-L-O/T	W-L-O/T	W-L-O/T
1982-83	0-1-0	1-1-0	1-1-0	1-1-0	1-1-0	14-13	74-93	27-29	14-13	74-93	27-29	14-13	74-93	27-29
1983-84	0-2-0	1-0-0	1-0-0	1-0-0	1-0-0	5-12	55-95	37-35	5-12	55-95	37-35	5-12	55-95	37-35
1984-85	1-0-0	0-1-1	0-1-1	0-1-1	0-1-1	9-13	78-93	29-25	9-13	78-93	29-25	9-13	78-93	29-25
1985-86	1-1-0	0-1-0	0-1-0	0-1-0	0-1-0	10-18	81-101	59-47	10-18	81-101	59-47	10-18	81-101	59-47
1986-87	1-0-0	0-2-0	0-2-0	0-2-0	0-2-0	8-10	77-76	22-24	8-10	77-76	22-24	8-10	77-76	22-24
1987-88	2-0-0	0-1-0	0-1-0	0-1-0	0-1-0	9-7	74-84	64-42	9-7	74-84	64-42	9-7	74-84	64-42
1988-89	0-1-0	0-2-0	0-2-0	0-2-0	0-2-0	7-13	87-89	55-47	7-13	87-89	55-47	7-13	87-89	55-47
1989-90	0-2-0	1-0-0	1-0-0	1-0-0	1-0-0	10-13	78-92	22-30	10-13	78-92	22-30	10-13	78-92	22-30
1990-91	1-0-0	0-1-1	0-1-1	0-1-1	0-1-1	10-9	105-83	47-57	10-9	105-83	47-57	10-9	105-83	47-57
1991-92	1-0-0	1-1-0	1-1-0	1-1-0	1-1-0	9-8	87-64	24-24	9-8	87-64	24-24	9-8	87-64	24-24
1992-93	1-1-0	0-1-0	0-1-0	0-1-0	0-1-0	11-13	106-110	108-102	11-13	106-110	108-102	11-13	106-110	108-102
1993-94	1-1-0	1-1-0	1-1-0	1-1-0	1-1-0	11-9	128-115	86-73	11-9	128-115	86-73	11-9	128-115	86-73
1994-95	2-0-0	0-2-0	0-2-0	0-2-0	0-2-0	12-9	155-105	53-39	12-9	155-105	53-39	12-9	155-105	53-39
1995-96	1-0-1	1-1-0	1-1-0	1-1-0	1-1-0	13-11	117-124	50-52	13-11	117-124	50-52	13-11	117-124	50-52
1996-97	1-0-1	1-0-1	1-0-1	1-0-1	1-0-1	14-10	162-104	37-33	14-10	162-104	37-33	14-10	162-104	37-33
1997-98	2-0-0	1-1-0	1-1-0	1-1-0	1-1-0	12-8	126-104	67-65	12-8	126-104	67-65	12-8	126-104	67-65
1998-99	1-0-1	1-0-1	1-0-1	1-0-1	1-0-1	11-4	132-97	115-85	11-4	132-97	115-85	11-4	132-97	115-85
1999-00	2-0-0	1-1-0	1-1-0	1-1-0	1-1-0	10-6	136-104	26-36	10-6	136-104	26-36	10-6	136-104	26-36
2000-01	2-0-0	2-0-0	2-0-0	2-0-0	2-0-0	16-5	122-96	101-43	16-5	122-96	101-43	16-5	122-96	101-43
2001-02	1-1-0	1-1-0	1-1-0	1-1-0	1-1-0	8-7	112-87	22-16	8-7	112-87	22-16	8-7	112-87	22-16
2002-03	2-0-0	1-1-0	1-1-0	1-1-0	1-1-0	10-6	133-90	39-35	10-6	133-90	39-35	10-6	133-90	39-35
2003-04	1-0-1	0-2-0	0-2-0	0-2-0	0-2-0	6-6	118-116	28-26	6-6	118-116	28-26	6-6	118-116	28-26
2005-06	2-0-0	2-0-0	2-0-0	2-0-0	2-0-0	17-12	127-122	40-52	17-12	127-122	40-52	17-12	127-122	40-52
2006-07	2-0-0	2-0-0	2-0-0	2-0-0	2-0-0	12-4	138-102	23-49	12-4	138-102	23-49	12-4	138-102	23-49
2007-08	1-1-0	0-2-0	0-2-0	0-2-0	0-2-0	8-10	112-117	42-34	8-10	112-117	42-34	8-10	112-117	42-34
2008-09	2-0-0	2-0-0	2-0-0	2-0-0	2-0-0	14-5	142-111	39-37	14-5	142-111	39-37	14-5	142-111	39-37
2009-10	1-1-0	2-0-0	2-0-0	2-0-0	2-0-0	9-7	113-99	43-47	9-7	113-99	43-47	9-7	113-99	43-47
2010-11	0-2-0	2-0-0	2-0-0	2-0-0	2-0-0	9-9	99-116	23-37	9-9	99-116	23-37	9-9	99-116	23-37
2011-12	1-1-0	2-0-0	2-0-0	2-0-0	2-0-0	14-9	111-102	30-24	14-9	111-102	30-24	14-9	111-102	30-24
2012-13	1-1-0	0-0-1	0-0-1	0-0-1	0-0-1	7-8	82-75	24-22	7-8	82-75	24-22	7-8	82-75	24-22
TOTALS	34-16-4	26-23-5	60-39-9	60-39-9	60-39-9	315-274	3267-2966	1382-1267	315-274	3267-2966	1382-1267	315-274	3267-2966	1382-1267

MONTREAL CANADIENS

BELL CENTRE • MONTREAL, QUE.
(514) 932-2582 • Fax (514) 932-8285
www.canadiens.com



Owner, President & CEO Geoff Molson
Executive Vice President & COO Kevin Gilmore
Executive Vice President/General Manager Marc Bergevin
Assistant General Managers Larry Carriere, Rick Dudley
Head Coach Michel Therrien
Assistant Coaches Clement Jodoin, Gerard Gallant, Jean-Jacques Daigneault
Goaltending Coach Stephane Waite
Head Athletic Therapist Graham Rynbend
Strength & Conditioning Coach Pierre Allard
Head Equipment Manager Pierre Gervais
Senior VP, Communications Donald Beauchamp
Director of Media Relations Dominick Saillant
Television RDS (Ch. 33)
Radio COGECO (98.5 FM), TSN (990 AM)

2012-13 LEADERS


Goals B. Gallagher, M. Pacioretty, 15
Assists P.K. Subban, 27
Points Max Pacioretty, 39
+/- Alex Galchenyuk, +14
PIM Brandon Prust, 110
GAA Carey Price, 2.59
Wins Carey Price, 21
ShO Carey Price, 3

OTHER INFORMATION

Leading Scorer vs. NJ Mats Naslund, 14g-14a-28pts
Leading Scorer vs. Mtl. Patrik Elias, 24g-25a-49pts
Last Trade Devils obtained Vladimir Malakhov for Josh DeWolf, Sheldon Souray, #2 2001 Draft Pick (later traded to Tampa Bay-Andreas Holmqvist) (03/01/00)
Stanley Cups 23 (last time 1992-93)
2013-14 Schedule vs. Mtl. Dec. 4 @ NJ; Dec. 2, Jan. 14 @ Mtl.



THERRIEN



SUBBAN

INDIVIDUAL SCORING vs. DEVILS

PLAYER	2012-13						CAREER			
	GP	G	A	PTS	+/-	PIM	GP	G	A	PTS
COLBY ARMSTRONG	3	1	0	1	2	0	1	28	7	2
MIKE BLUNDEN	1	0	0	0	1	0	0	5	0	0
FRANCIS BOUILLON	3	0	0	0	3	0	4	32	0	7
RENE BOURQUE	2	0	2	2	1	2	3	7	1	4
DANNY BRIERE	4	0	0	0	7	0	10	49	14	11
DAVID DESHARNAIS	3	0	2	2	2	0	2	9	1	3
RAPHAEL DIAZ	2	0	1	1	0	2	3	5	0	1
GABRIEL DUMONT	1	0	0	0	0	0	1	1	0	0
LARS ELLER	3	1	0	1	0	0	9	11	3	1
ALEXEI EMLIN	2	0	1	1	0	2	0	6	0	1
ALEX GALCHENYUK	3	0	3	3	2	2	0	3	0	3
BRENDAN GALLAGHER	3	1	0	1	0	0	6	3	1	0
BRIAN GIONTA	3	0	0	0	1	0	9	10	1	3
JOSH GORGES	3	0	0	0	1	0	2	20	1	0
JEFF HALPERN	3	0	0	0	1	0	1	39	5	11



ALL-TIME RECORD

	GP	W	L	O/T	OTL	PTS	GF	GA
DEVILS	17	10	5	2	0	22	50	41
at New Jersey	8	3	4	1	0	7	24	23
at Nashville	9	7	1	1	0	15	26	18

INDIVIDUAL SCORING vs. PREDATORS

PLAYER	2012-13							WITH DEVILS					CAREER				
	GP	G	A	PTS	+/-	PIM	S	GP	G	A	PTS	PIM	GP	G	A	PTS	PIM
KRYS BARCH	0	0	0	0	0	0	0	-	-	-	-	-	18	2	0	2	14
STEVE BERNIER	0	0	0	0	0	0	0	-	-	-	-	-	16	5	7	12	23
MARTIN BRODEUR	0	0	0	0	-	0	0	12	0	1	1	0	12	0	1	1	0
RYAN CARTER	0	0	0	0	0	0	0	-	-	-	-	-	9	0	3	3	11
RYANE CLOWE	3	0	0	0	1	-	11	-	-	-	-	-	23	1	6	7	10
PATRIK ELIAS	0	0	0	0	0	0	0	16	5	11	16	16	16	5	11	16	16
MARK FAYNE	0	0	0	0	0	0	0	2	0	1	1	0	2	0	1	1	0
ANDY GREENE	0	0	0	0	0	0	0	5	0	0	0	0	5	0	0	0	0
PETER HARROLD	0	0	0	0	0	0	0	-	-	-	-	-	8	0	2	2	0
JAROMIR JAGR	2	0	0	0	3	-	2	-	-	-	-	-	16	5	15	20	14
CAM JANSSEN	0	0	0	0	0	0	0	3	0	0	0	9	18	0	0	0	27
JACOB JOSEFSON	0	0	0	0	0	0	0	1	0	0	0	0	1	0	0	0	0
ADAM LARSSON	0	0	0	0	0	0	0	1	0	0	0	0	1	0	0	0	0
ROSTISLAV OLESZ	0	0	0	0	0	0	0	-	-	-	-	-	5	2	3	5	0
ROD PELLEY	0	0	0	0	0	0	0	3	0	0	0	2	4	0	0	0	2
MICHAEL RYDER	1	0	3	3	1	0	4	-	-	-	-	-	10	4	7	11	4
BRYCE SALVADOR	0	0	0	0	0	0	0	4	0	0	0	0	34	0	5	5	24
CORY SCHNEIDER	0	0	0	0	-	0	0	-	-	-	-	-	1	0	0	0	0
TIM SESTITO	0	0	0	0	0	0	0	2	0	0	0	0	2	0	0	0	0
MATTIAS TEDENBY	0	0	0	0	0	0	0	2	1	1	2	0	2	1	1	2	0
ANTON VOLCHENKOV	0	0	0	0	0	0	0	2	0	0	0	2	7	1	1	2	6
TRAVIS ZAJAC	0	0	0	0	0	0	0	5	1	2	3	0	5	1	2	3	0
VLADIMIR ZHARKOV	0	0	0	0	0	0	0	1	0	0	0	0	1	0	0	0	0
MAREK ZIDLICKY	0	0	0	0	0	0	0	-	-	-	-	-	11	2	5	7	10
DAINIUS ZUBRUS	0	0	0	0	0	0	0	5	0	0	0	6	12	0	1	1	14

GOALTENDING HISTORY vs. PREDATORS

GOALTENDER	2012-13							WITH DEVILS							CAREER						
	MIN	GA	SO	GAA	W	L	OT	MIN	GA	SO	GAA	W	L	O/T	MIN	GA	SO	GAA	W	L	O/T
MARTIN BRODEUR	0	0	0	-	0	0	0	730	31	0	2.55	6	5	1	730	31	0	2.55	6	5	1
CORY SCHNEIDER	0	0	0	-	0	0	0	-	-	-	-	-	-	-	20	3	0	9.00	0	0	0

	HOME	ROAD	TOTAL				
YEAR	W-L-O/T	W-L-O/T	W-L-O/T	GF-GA	SF-SA	PIM	PP/PK
1998-99	0-1-0	1-0-0	1-1-0	6-4	69-51	31-29	3-7/0-8
1999-00	1-0-0	1-0-0	2-0-0	6-2	59-68	18-6	1-3/0-4
2000-01	0-1-0	0-0-0	0-1-0	3-4	36-36	10-8	1-4/0-5
2001-02	0-1-0	1-0-0	1-1-0	7-7	71-54	20-26	1-12/1-10
2002-03	1-0-0	1-0-0	2-0-0	5-3	41-53	14-18	1-9/2-7
2003-04	0-0-0	0-1-0	0-1-0	2-3	40-27	10-10	0-4/1-4
2005-06	0-0-0	1-0-0	1-0-0	4-3	34-32	8-6	2-2/2-3
2006-07	0-0-1	0-0-0	0-0-1	3-4	33-18	10-12	1-6/2-5
2007-08	0-0-0	0-0-0	0-0-0	0-0	0-0	0-0	0-0/0-0
2008-09	0-0-0	1-0-0	1-0-0	3-1	35-34	15-11	1-3/1-5
2009-10	1-0-0	0-0-1	1-0-1	7-5	56-49	14-16	1-7/2-6
2010-11	0-1-0	0-0-0	0-1-0	1-3	16-20	10-6	1-3/2-5
2011-12	0-0-0	1-0-0	1-0-0	3-2	41-31	16-21	1-5/1-3
2012-13	0-0-0	0-0-0	0-0-0	0-0	0-0	0-0	0-0/0-0
TOTALS	3-4-1	7-1-1	10-5-2	50-41	531-473	176-169	14-65/14-65

NASHVILLE PREDATORS

BRIDGESTONE ARENA • NASHVILLE, TN
(615) 770-2300 • Fax (615) 770-2309
www.nashvillepredators.com



Ownership	Predators Holdings, LLC
Chairman & Alt. Governor	Thomas Cigarran
Governor	Joel Dobberpuhl
CEO & Alt. Governor	Jeff Cogen
President of Hockey Ops./GM & Alternate Governor	David Poile
Assistant General Manager	Paul Fenton
Head Coach	Barry Trotz
Assistant Coaches	Phil Housley, Lane Lambert
Goaltending Coach	Mitch Korn
Strength & Conditioning Coach	David Good
Head Athletic Trainer	Dan Redmond
Equipment Manager	Pete Rogers
Senior VP of Hockey Communications & Public Relations	Gerry Helper
Manager, Hockey Communications	Kevin Wilson
Television	Fox Sports Tennessee
Radio	The Game (102.5 FM)

2012-13 LEADERS


Goals	David Legwand, 12	PIM	Rich Clune, 113
Assists	Shea Weber, 19	GAA	Pekka Rinne, 2.43
Points	Shea Weber, 28	Wins	Pekka Rinne, 15
+/-	Mike Fisher, +6	ShO	Pekka Rinne, 5

OTHER INFORMATION

Leading Scorer vs. NJ	Martin Erat, 5g-4a-9pts, Greg Johnson, 4g-5a-9pts
Leading Scorer vs. Nsh.	Patrik Elias, 5g-11a-16pts
Last Trade	Devils obtained Jason Arnott for Matt Halischuk, #2 2011 Draft Pick (Magnus Hellberg) (06/19/10)
Stanley Cups	None
2013-14 Schedule vs. Nsh.	Nov. 10 @ NJ; Jan. 31 @ Nsh.



TROTZ



WEBER

INDIVIDUAL SCORING vs. DEVILS

PLAYER	2012-13							CAREER				
	GP	G	A	PTS	+/-	PIM	S	GP	G	A	PTS	PIM
MATT CULLEN	0	0	0	0	0	0	0	32	2	7	9	14
MIKE FISHER	0	0	0	0	0	0	0	31	5	5	10	33
PAUL GAUSTAD	0	0	0	0	0	0	0	24	2	5	7	20
MATT HENDRICKS	3	0	1	1	1	2	2	11	0	1	1	23
PATRIC HORNQVIST	0	0	0	0	0	0	0	3	0	1	1	2
KEVIN KLEIN	0	0	0	0	0	0	0	5	0	1	1	0
TEEMU LAAKSO	0	0	0	0	0	0	0	1	0	0	0	0
DAVID LEGWAND	0	0	0	0	0	0	0	13	3	4	7	8
ERIC NYSTROM	0	0	0	0	0	0	0	6	1	0	1	5
PEKKA RINNE	0	0	0	0	-	0	0	4	0	0	0	0
CRAIG SMITH	0	0	0	0	0	0	0	1	0	0	0	0
NICK SPALING	0	0	0	0	0	0	0	2	0	0	0	0
VIKTOR STALBERG	0	0	0	0	0	0	0	3	1	2	3	0
SHEA WEBER	0	0	0	0	0	0	0	7	0	2	2	4
COLIN WILSON	0	0	0	0	0	0	0	3	1	1	2	2

GOALTENDING HISTORY vs. DEVILS

GOALTENDER	2012-13							CAREER						
	MIN	GA	SO	GAA	W	L	O/T	MIN	GA	SO	GAA	W	L	O/T
PEKKA RINNE	0	0	0	-	0	0	0	248	10	0	2.42	1	2	1



ALL-TIME RECORD										
GP	W	L	O/T	OTL	PTS	GF	GA	PTS	GF	GA
DEVILS	186	80	84	21	1	182	573	598		
at New Jersey	92	47	35	9	1	104	310	279		
at NY Islanders	94	33	49	12	0	78	263	319		

2012-13 SUMMARY

GP	W	L	OT	PTS	GF	GA	SF	SA	PIM	PP	SHG
NEW JERSEY	5	2	2	1	5	11	14	143	130	75	2-16, 12.5%
NY ISLANDERS	5	3	2	0	6	14	11	130	143	53	8-23, 34.8%

DATE	GAME#	RES	SCORE	LOCATION	GOALTENDERS	W/D GOAL
01/19/13	1	W	2-1	@ NY Islanders	BRODEUR/Nabokov	CLARKSON
01/31/13	6	Lo	4-5	@ DEVILS	BRODEUR/Nabokov	Boyes
02/03/13	8	W	3-0	@ NY Islanders	HEDBERG/Nabokov	BERNIER
02/16/13	15	L	1-5	@ NY Islanders	HEDBERG/Nabokov	Tavares
04/01/13	36	L	1-3	@ DEVILS	BRODEUR/Nabokov	Hamonic

INDIVIDUAL SCORING vs. ISLANDERS

PLAYER	2012-13					WITH DEVILS					CAREER				
	GP	G	A	PTS	PIM	GP	G	A	PTS	PIM	GP	G	A	PTS	PIM
KRYS BARCH	3	0	0	0	0	22	1	0	0	0	22	1	0	0	24
STEVE BERNIER	5	3	0	3	1	2	11	9	3	0	3	4	2	6	9
MARTIN BRODEUR	3	0	0	0	0	0	0	87	0	4	4	6	0	4	6
RYAN CARTER	5	1	2	3	3	0	10	11	1	3	4	6	1	4	26
RYANE CLOWE	1	0	0	0	0	0	0	-	-	-	-	5	1	1	2
PATRIK ELIAS	5	0	3	3	2	6	13	82	32	49	81	29	82	32	49
MARK FAYNE	3	0	0	0	0	0	3	15	0	1	1	4	15	0	1
STEPHEN GIONTA	5	0	3	3	4	2	6	6	0	3	3	2	6	0	3
ANDY GREENE	5	0	2	2	0	4	6	34	1	7	8	16	34	1	7
PETER HARROLD	1	0	0	0	0	0	1	2	0	0	0	0	4	0	0
ADAM HENRIQUE	4	1	1	2	0	2	6	10	2	5	7	2	10	2	5
JAROMIR JAGR	1	0	1	1	0	0	4	-	-	-	-	98	60	86	146
CAM JANSSEN	1	0	0	0	0	0	0	18	0	0	0	45	21	0	0
JACOB JOSEFSON	4	0	0	0	3	0	1	11	2	4	6	0	11	2	4
ADAM LARSSON	3	0	0	0	1	2	2	8	1	2	3	2	8	1	2
ANDREI LOKTIONOV	1	0	0	0	0	0	2	1	0	0	0	0	2	1	0
STEFAN MATTEAU	1	0	0	0	0	0	3	1	0	0	0	0	1	0	0
MICHAEL RYDER	2	1	3	4	1	0	6	-	-	-	-	32	9	12	21
BRYCE SALVADOR	5	0	0	0	1	1	4	23	2	2	4	32	28	4	2
MATTIAS TEDENBY	1	0	0	0	0	1	1	8	1	4	5	2	8	1	4
ANTON VOLCHENKOV	4	0	0	0	3	2	4	15	0	2	2	4	3	0	8
TRAVIS ZAJAC	5	1	2	3	2	2	9	40	8	18	26	6	40	18	26
MAREK ZIDUCKY	5	1	0	1	1	4	12	9	2	2	4	4	18	3	6
DAINIUS ZUBRUS	4	0	1	1	0	4	2	33	3	6	9	18	70	9	20

Also with career statistics vs. Islanders: ROSTISLAV OLESZ (- - - - - with Devils/18-3-5-8-6 career); ROD PELLEY (15-1-5-6-21/16-1-5-6-21); TIM SESTITO (4-0-0-0-0/4-0-0-0-0).

GOALTENDING HISTORY vs. ISLANDERS

GOALTENDER	2012-13					WITH DEVILS					CAREER				
	MIN	GA	SO	GAA	W L OT	MIN	GA	SO	GAA	W L OT	MIN	GA	SO	GAA	W L OT
MARTIN BRODEUR	180	9	0	3.00	1 1 1	5046	188	10	2.24	50 28 7	5046	188	10	2.24	50 28 7

YEAR	HOME			ROAD			TOTAL			GF-GA			SF-SA			PIM			PP/PK		
	W-L-O/T	W-L-O/T	W-L-O/T	W-L-O/T	W-L-O/T	W-L-O/T	W-L-O/T	W-L-O/T	W-L-O/T	W-L-O/T	W-L-O/T	W-L-O/T	W-L-O/T	W-L-O/T	W-L-O/T	W-L-O/T	W-L-O/T	W-L-O/T	W-L-O/T	W-L-O/T	W-L-O/T
1982-83	0-4-0	0-3-0	0-7-0	0-7-0	0-7-0	0-7-0	0-7-0	18-45	210-218	66-90	73-30/6-22	18-45	210-218	66-90	73-30/6-22	18-45	210-218	66-90	73-30/6-22	18-45	210-218
1983-84	0-3-0	0-4-0	0-7-0	0-7-0	0-7-0	0-7-0	0-7-0	14-37	201-202	91-94	2-31/10-25	14-37	201-202	91-94	2-31/10-25	14-37	201-202	91-94	2-31/10-25	14-37	201-202
1984-85	2-1-1	1-1-1	3-2-2	3-2-2	3-2-2	3-2-2	3-2-2	32-27	227-201	92-93	3-28/8-24	32-27	227-201	92-93	3-28/8-24	32-27	227-201	92-93	3-28/8-24	32-27	227-201
1985-86	2-1-0	0-4-0	2-5-0	2-5-0	2-5-0	2-5-0	2-5-0	27-31	239-210	100-98	5-26/6-27	27-31	239-210	100-98	5-26/6-27	27-31	239-210	100-98	5-26/6-27	27-31	239-210
1986-87	2-2-0	0-3-0	2-5-0	2-5-0	2-5-0	2-5-0	2-5-0	26-39	203-272	201-202	9-39/11-35	26-39	203-272	201-202	9-39/11-35	26-39	203-272	201-202	9-39/11-35	26-39	203-272
1987-88	3-0-0	0-4-0	3-4-0	3-4-0	3-4-0	3-4-0	3-4-0	25-26	224-206	161-183	9-38/10-36	25-26	224-206	161-183	9-38/10-36	25-26	224-206	161-183	9-38/10-36	25-26	224-206
1988-89	1-2-1	0-2-1	1-4-2	1-4-2	1-4-2	1-4-2	1-4-2	22-28	227-198	223-249	10-42/11-44	22-28	227-198	223-249	10-42/11-44	22-28	227-198	223-249	10-42/11-44	22-28	227-198
1989-90	3-0-0	1-1-2	4-1-2	4-1-2	4-1-2	4-1-2	4-1-2	30-20	221-208	165-178	4-29/5-30	30-20	221-208	165-178	4-29/5-30	30-20	221-208	165-178	4-29/5-30	30-20	221-208
1990-91	0-2-2	1-2-0	1-4-2	1-4-2	1-4-2	1-4-2	1-4-2	24-23	245-168	227-150	5-25/7-39	24-23	245-168	227-150	5-25/7-39	24-23	245-168	227-150	5-25/7-39	24-23	245-168
1991-92	0-2-1	1-1-2	1-3-3	1-3-3	1-3-3	1-3-3	1-3-3	18-25	239-209	109-113	3-23/2-37	18-25	239-209	109-113	3-23/2-37	18-25	239-209	109-113	3-23/2-37	18-25	239-209
1992-93	1-3-0	1-2-0	2-5-0	2-5-0	2-5-0	2-5-0	2-5-0	23-36	199-189	214-163	4-23/7-37	23-36	199-189	214-163	4-23/7-37	23-36	199-189	214-163	4-23/7-37	23-36	199-189
1993-94	2-0-0	1-2-0	3-2-0	3-2-0	3-2-0	3-2-0	3-2-0	20-16	155-130	155-138	8-22/4-29	20-16	155-130	155-138	8-22/4-29	20-16	155-130	155-138	8-22/4-29	20-16	155-138
1994-95	1-0-1	0-1-1	1-1-2	1-1-2	1-1-2	1-1-2	1-1-2	15-13	136-95	58-77	3-16/3-7	15-13	136-95	58-77	3-16/3-7	15-13	136-95	58-77	3-16/3-7	15-13	136-95
1995-96	3-0-0	1-1-0	4-1-0	4-1-0	4-1-0	4-1-0	4-1-0	19-13	152-143	148-103	7-22/2-22	19-13	152-143	148-103	7-22/2-22	19-13	152-143	148-103	7-22/2-22	19-13	152-143
1996-97	2-0-0	1-2-0	3-2-0	3-2-0	3-2-0	3-2-0	3-2-0	15-13	153-112	95-113	4-19/2-14	15-13	153-112	95-113	4-19/2-14	15-13	153-112	95-113	4-19/2-14	15-13	153-112
1997-98	2-1-0	2-1-0	4-2-0	4-2-0	4-2-0	4-2-0	4-2-0	18-12	201-157	93-77	3-21/3-19	18-12	201-157	93-77	3-21/3-19	18-12	201-157	93-77	3-21/3-19	18-12	201-157
1998-99	0-2-0	3-0-0	3-2-0	3-2-0	3-2-0	3-2-0	3-2-0	17-15	173-111	43-53	4-22/5-16	17-15	173-111	43-53	4-22/5-16	17-15	173-111	43-53	4-22/5-16	17-15	173-111
1999-00	2-1-0	1-1-0	3-2-0	3-2-0	3-2-0	3-2-0	3-2-0	21-12	193-130	78-78	7-24/3-26	21-12	193-130	78-78	7-24/3-26	21-12	193-130	78-78	7-24/3-26	21-12	193-130
2000-01	1-0-1	1-1-1	2-1-2	2-1-2	2-1-2	2-1-2	2-1-2	11-7	171-120	54-62	1-26/2-22	11-7	171-120	54-62	1-26/2-22	11-7	171-120	54-62	1-26/2-22	11-7	171-120
2001-02	2-1-0	1-1-0	3-2-0	3-2-0	3-2-0	3-2-0	3-2-0	15-15	144-116	61-67	3-16/6-18	15-15	144-116	61-67	3-16/6-18	15-15	144-116	61-67	3-16/6-18	15-15	144-116
2002-03	2-0-0	2-0-1	4-0-1	4-0-1	4-0-1	4-0-1	4-0-1	22-7	138-128	38-40	3-14/2-13	22-7	138-128	38-40	3-14/2-13	22-7	138-128	38-40	3-14/2-13	22-7	138-128
2003-04	2-1-0	2-1-0	4-2-0	4-2-0	4-2-0	4-2-0	4-2-0	16-14	181-133	68-58	1-20/4-20	16-14	181-133	68-58	1-20/4-20	16-14	181-133	68-58	1-20/4-20	16-14	181-133
2004-05	1-3-0	1-1-2	2-4-2	2-4-2	2-4-2	2-4-2	2-4-2	15-23	221-242	104-120	6-38/6-35	15-23	221-242	104-120	6-38/6-35	15-23	221-242	104-120	6-38/6-35	15-23	221-242
2005-06	2-1-1	4-0-0	6-1-1	6-1-1	6-1-1	6-1-1	6-1-1	19-14	236-230	83-97	4-32/4-25	19-14	236-230	83-97	4-32/4-25	19-14	236-230	83-97	4-32/4-25	19-14	236-230
2006-07	1-3-0	1-2-1	2-5-1	2-5-1	2-5-1	2-5-1	2-5-1	14-21	266-199	101-103	3-29/6-29	14-21	266-199	101-103	3-29/6-29	14-21	266-199	101-103	3-29/6-29	14-21	266-199
2007-08	3-0-0	1-2-0	4-2-0	4-2-0	4-2-0	4-2-0	4-2-0	17-17	226-177	63-79	7-23/6-21	17-17	226-177	63-79	7-23/6-21	17-17	226-177	63-79	7-23/6-21	17-17	226-177
2008-09	3-0-0	1-2-0	4-2-0	4-2-0	4-2-0	4-2-0	4-2-0	21-13	198-163	82-79	6-20/5-22	21-13	198-163	82-79	6-20/5-22	21-13	198-163	82-79	6-20/5-22	21-13	198-163
2009-10	2-1-0	2-1-0	4-2-0	4-2-0	4-2-0	4-2-0	4-2-0	15-15	175-129	73-108	2-21/2-13	15-15	175-129	73-108	2-21/2-13	15-15	175-129	73-108	2-21/2-13	15-15	175-129



		ALL-TIME RECORD									
DEVILS		GP	W	L	O/T	OTL	PTS	GF	GA		
at New Jersey		186	82	76	27	1	192	553	585		
at NY Rangers		93	53	33	7	0	113	307	275		
		93	29	43	20	1	79	246	310		

2012-13 SUMMARY

NEW JERSEY	GP	W	L	OT	PTS	GF	GA	SF	SA	PIM	PP	SHG
NEW JERSEY	4	1	3	0	2	6	12	6	90	40	2-14, 14.3%	0
NY RANGERS	4	3	1	0	6	12	6	90	100	40	1-19, 5.3%	2

DATE	GAME#	RES	SCORE	LOCATION	GOALTENDERS	W/D GOAL
02/05/13	9			@ DEVILS	BRODEUR/Lundqvist	CLARKSON
03/19/13	30			@ DEVILS	HEDBERG/Lundqvist	Nash
04/21/13	45			@ NY Rangers	BRODEUR/Lundqvist	Stepan
04/27/13	48			@ NY Rangers	HEDBERG/Lundqvist	Stepan

INDIVIDUAL SCORING vs. RANGERS

PLAYER	GP	2012-13						WITH DEVILS						CAREER					
		G	A	PTS	+/-	PIM	S	GP	G	A	PTS	PIM	GP	G	A	PTS	PIM		
KRYS BARCH	2	0	0	0	1	0	0	2	0	0	0	0	8	0	1	1	15		
STEVE BERNIER	4	0	0	0	3	2	6	8	0	0	0	2	14	0	1	1	2		
MARTIN BRODEUR	2	0	0	0	-	0	0	97	0	0	0	12	97	0	0	0	12		
RYAN CARTER	4	0	0	0	2	10	2	9	1	0	1	20	16	1	1	2	30		
PATRIK ELIAS	4	0	3	3	1	2	6	78	20	49	69	27	78	20	49	69	27		
MARK FAYNE	1	0	0	0	0	0	2	10	0	0	0	2	10	0	0	0	2		
STEPHEN GIONTA	4	0	2	2	0	0	4	5	0	2	2	0	5	0	2	2	0		
ANDY GREENE	4	0	1	1	1	6	5	28	0	7	7	8	28	0	7	7	8		
PETER HARROLD	3	0	2	2	3	2	4	3	0	2	2	2	6	0	3	3	4		
ADAM HENRIQUE	4	1	0	1	3	2	5	9	1	0	1	2	9	1	0	1	2		
JACOB JOSEFSSON	2	0	0	0	1	0	3	9	0	1	1	4	9	0	1	1	4		
ADAM LARSSON	4	0	0	0	1	0	6	9	0	1	1	0	9	0	1	1	0		
ANDREI LOKTIONOV	1	1	0	1	0	0	3	1	1	0	1	0	2	1	0	1	0		
HARRI PESONEN	1	0	0	0	0	0	0	1	0	0	0	0	1	0	0	0	0		
MICHAEL RYDER	1	1	0	1	1	0	2	-	-	-	-	-	29	8	6	14	12		
BRYCE SALVADOR	2	0	0	0	0	0	2	19	1	2	3	22	25	1	2	3	27		
ANTON VOLCHENKOV	4	1	0	1	0	0	11	14	1	1	2	4	31	2	2	4	8		
TRAVIS ZAJAC	4	1	0	1	3	4	6	39	10	10	20	17	39	10	10	20	17		
MAREK ZIDLUCKY	4	0	0	0	3	2	4	7	0	1	1	4	15	1	4	5	12		
DAINIUS ZUBRUS	3	0	0	0	2	4	2	33	5	13	18	54	68	12	22	34	76		

Also with career statistics vs. Rangers: RYANE CLOWE (- - - - with Devils/4-2-0-2-5 career); JAROMIR JAGR (- - - - /61-27-51-78-38); CAM JANSSEN (15-0-0-0-35/18-0-0-0-40); ROSTISLAV OLESZ (- - - - /19-3-5-8-2); ROD PELLEY (16-0-0-0-2/16-0-0-0-2); CORY SCHNEIDER (- - - - /1-0-0-0-0); TIM SESTITO (4-0-0-0-2/4-0-0-0-2); MATTIAS TEDENBY (5-0-1-1-2/5-0-1-1-2); ALEXANDER URBOM (1-0-0-0-0/1-0-0-0-0).

GOALTENDING HISTORY vs. RANGERS

GOALTENDER	2012-13							WITH DEVILS							CAREER						
	MIN	GA	SO	GAA	W	L	O/T	MIN	GA	SO	GAA	W	L	O/T	MIN	GA	SO	GAA	W	L	O/T
MARTIN BRODEUR	118	5	0	2.54	1	1	0	5785	205	9	2.13	47	30	20	5785	205	9	2.13	47	30	20
CORY SCHNEIDER	0	0	0	-	0	0	0	-	-	-	-	-	-	-	59	1	0	1.02	0	1	0

YEAR	HOME			ROAD			TOTAL			GF-GA			SF-SA			PIM			PP/PK		
	W-L-O/T	W-L-O/T	W-L-O/T	W-L-O/T	W-L-O/T	W-L-O/T	W-L-O/T	W-L-O/T	W-L-O/T	W-L-O/T	W-L-O/T	W-L-O/T	W-L-O/T	W-L-O/T	W-L-O/T	W-L-O/T	W-L-O/T	W-L-O/T	W-L-O/T	W-L-O/T	W-L-O/T
1982-83	2-1-0	1-2-1	3-3-1	21-24	196-211	103-125	6-28/5-24														
1983-84	0-3-1	1-2-0	1-5-1	20-29	195-226	110-133	4-36/5-23														
1984-85	0-3-0	2-2-0	2-5-0	26-38	240-202	101-139	7-39/4-25														
1985-86	1-3-0	1-2-0	2-5-0	19-36	213-215	172-162	6-40/13-40														
1986-87	2-1-0	2-2-0	4-3-0	36-33	213-226	172-190	12-43/11-39														
1987-88	2-2-0	1-2-0	3-4-0	27-30	219-197	292-251	11-47/7-49														
1988-89	2-1-0	2-2-0	4-3-0	32-31	202-247	214-180	5-37/10-51														
1989-90	3-1-0	0-2-1	3-3-1	25-25	218-200	244-173	9-27/10-40														
1990-91	2-1-0	0-2-2	2-3-2	20-23	219-214	201-185	9-31/12-39														
1991-92	2-1-0	1-3-0	3-4-0	21-30	207-216	117-104	1-28/12-36														
1992-93	3-1-0	1-1-1	4-2-1	23-24	236-208	148-127	7-41/7-41														
1993-94	0-3-0	0-3-0*	0-6-0	9-24	166-188	109-117	1-28/8-29														
1994-95	2-0-0	1-1-0	3-1-0	15-9	110-126	113-98	5-18/3-16														
1995-96	2-0-0	0-1-2	2-1-2	11-8	174-133	65-83	1-24/4-14														
1996-97	1-1-1	0-1-1	1-2-2	8-12	190-131	143-123	2-18/3-12														
1997-98	3-0-0	1-0-2	4-0-2	22-14	190-120	130-184	6-30/7-19														
1998-99	3-0-0	2-0-0	5-0-0	20-8	144-128	115-100	4-18/4-25														
1999-00	2-0-0	1-0-2	3-0-2	15-9	182-136	110-58	3-17/2-23														
2000-01	2-1-0	0-0-2	2-1-2	18-12	160-110	156-179	7-27/1-22														
2001-02	2-0-0	1-1-1	3-1-1	18-14	167-132	65-69	6-19/7-22														
2002-03	1-0-2	1-0-1	2-0-3	14-11	192-117	52-58	2-20/3-17														
2003-04	2-1-0	2-0-1	4-1-1	24-10	206-138	65-65	4-20/1-15														
2005-06	3-1-0	1-2-1	4-3-1	17-20	215-237	112-132	6-46/6-44														
2006-07	3-0-1	2-2-0	5-2-1	21-16	214-236	67-101	5-36/4-20														
2007-08	1-2-1	0-2-2	1-4-3	10-19	205-207	80-74	1-27/6-30														
2008-09	2-1-0	1-2-0	3-3-0	18-19	197-199	143-111	3-22/5-33														
2009-10	1-1-1	2-1-0	3-2-1	17-15	204-183	87-85	2-19/5-20														
2010-11	1-2-0	1-2-0	2-4-0	8-16	177-152	63-42	0-14/3-23														
2011-12	2-1-0	1-2-0	3-3-0	12-14	146-145	121-109	2-18/1-14														
2012-13	1-1-0	0-2-0	1-3-0	6-12	100-90	40-40	2-14/1-19														
TOTALS	53-33-7	29-44-20	82-77-27	553-585	5697-5270	3710-3597	139-832/170-989														

*Includes neutral site loss @ Halifax, N.S.

NEW YORK RANGERS

MADISON SQUARE GARDEN • NEW YORK, NY
(212) 465-6486 • Fax (212) 465-6494
www.newyorkrangers.com



Chairman and Governor	James L. Dolan
President, MSG Sports	Dave Howard
President, General Manager & Alternate Governor	Glen Sather
Asst. General Manager, Player Personnel & Asst. Coach	Jim Schoenfeld
Assistant General Manager	Jeff Gorton
Head Coach	Alain Vigneault
Associate Coach	Scott Arniel
Assistant Coaches	Ulf Samuelsson, Daniel Lacroix
Assistant/Goaltending Coach	Benoit Allaire
Head Athletic Trainer	Jim Ramsay
Equipment Manager	Acacio Marques
Strength & Conditioning Coach	Reg Grant
Vice President of Public Relations/Player Recruitment	John Rosasco
Director, Public Relations	Brendan McIntyre
Television	MSG Network
Radio	ESPN Radio (98.7 FM), MSG Radio Network

2012-13 LEADERS

Goals	Rick Nash, 21	PIM	Arron Asham, 50
Assists	Derek Stepan, 26	GAA	Henrik Lundqvist, 2.05
Points	Derek Stepan, 44	Wins	Henrik Lundqvist, 24
+/-	Derek Stepan, +25	ShO	Henrik Lundqvist, 2

OTHER INFORMATION

Leading Scorer vs. NJ	Brian Leetch, 19g-45a-64pts
Leading Scorer vs. NYR	Patrik Elias, 20g-49a-69pts
Last Trade	None
Stanley Cups	4 (last time, 1993-94)
2013-14 Schedule vs. NYI	Oct. 19, Jan. 26, Mar. 22 @ NJ; Nov. 12, Dec. 7 @ NYR

INDIVIDUAL SCORING vs. DEVILS

2012-13											CAREER				
PLAYER	GP	G	A	PTS	+/-	PIM	S	GP	G	A	PTS	PIM			
ARRON ASHAM	3	0	0	0	0	12	1	52	1	6	7	92			
STU BICKEL	1	0	0	0	0	0	0	7	0	2	2	9			
BRIAN BOYLE	2	0	0	0	0	0	0	21	4	2	6	7			
DERICK BRASSARD	2	0	0	0	0	0	1	48	0	1	1	6			
RYAN CALLAHAN	3	3	2	5	4	2	7	28	10	11	21	21			
MICHAEL DEL ZOTTO	4	1	2	3	3	2	6	20	3	6	9	6			
STEVE EMINGER	3	0	1	1	4	0	0	38	1	14	15	11			
DAN GIRARDI	4	1	1	2	4	6	12	10	3	7	10	8			
MICHAEL HALEY	1	0	0	0	1-	0	0	9	0	0	0	22			
ROMAN HARMLIK	1	0	0	0	1-	0	1	69	4	18	22	44			
AARON JOHNSON	1	0	0	0	0	0	2	6	0	0	0	2			
CHRIS KREIDER	3	1	0	1	0	0	2	3	1	0	1	0			
HENRIK LUNDQVIST	4	0	0	0	-	0	0	45	0	0	0	0			
RYAN McDONAGH	4	0	1	1	3	4	5	13	1	1	2	12			
J.T. MILLER	2	0	0	0	1	2	4	2	0	0	0	2			
JOHN MOORE	2	0	1	1	3	0	1	3	0	1	1	0			
RICK NASH	4	3	0	3	1	2	18	10	4	1	5	10			
BENOIT POULIOT	2	0	0	0	2-	0	4	13	3	0	3	14			
DARROLL POWE	4	0	0	0	2-	4	0	22	2	1	3	12			
TAYLOR PYATT	4	1	0	1	1	2	2	28	3	3	6	12			
BRAD RICHARDS	4	0	5	5	3	0	8	42	5	33	38	6			
MARC STAAL	1	0	0	0	1-	0	2	32	1	1	2	12			
DEREK STEPAN	4	2	3	5	6	0	6	16	4	9	13	2			
ANTON STRALMAN	4	0	0	0	2	2	2	13	1	0	1	8			
MATS ZUCCARELLO	2	0	1	1	3	0	2	7	1	3	4				



DEVILS
at New Jersey
at Ottawa

ALL-TIME RECORD

	GP	W	L	O/T	OTL	PTS	GF	GA
DEVILS	77	46	23	8	1	101	203	180
at New Jersey	39	24	12	3	0	51	109	90
at Ottawa	39	22	11	5	1	50	94	90

2012-13 SUMMARY

	GP	W	L	OT	PTS	GF	GA	SF	SA	PIM	PP	SHG
NEW JERSEY	3	0	1	2	2	3	7	98	55	38	0-8, 0.0%	0
OTTAWA	3	3	0	0	6	7	3	55	98	54	0-5, 0.0%	0

DATE	GAME#	RES	SCORE	LOCATION	GOALTENDERS	W/D GOAL
02/18/13	16	Ls	1-2	@ DEVILS	BRODEUR/Bishop	Silfverberg
03/25/13	33	Ls	2-3	@ Ottawa	BRODEUR/Bishop	Zibanejad
04/12/13	41	L	0-2	@ DEVILS	BRODEUR/Anderson	Pageau

INDIVIDUAL SCORING vs. SENATORS

PLAYER	2012-13							WITH DEVILS					CAREER				
	GP	G	A	PTS	+/-	PIM	S	GP	G	A	PTS	PIM	GP	G	A	PTS	PIM
KRYS BARCH	1	0	0	0	0	0	0	1	0	0	0	0	7	1	1	2	6
STEVE BERNIER	3	0	2	2	1	0	7	5	0	3	3	2	14	0	3	3	2
MARTIN BRODEUR	3	0	0	0	-	0	0	67	0	2	2	8	67	0	2	2	8
RYAN CARTER	3	0	0	0	1	0	2	7	0	0	0	9	9	0	0	0	16
PATRIK ELIAS	3	0	0	0	1-	4	12	53	11	22	33	20	53	11	22	33	20
MARK FAYNE	1	0	0	0	1-	0	0	8	0	0	0	2	8	0	0	0	2
STEPHEN GIONTA	3	1	0	1	1	0	3	4	2	0	2	0	4	2	0	2	0
ANDY GREENE	3	0	1	1	0	0	4	20	1	6	7	6	20	1	6	7	6
PETER HARROLD	2	0	0	0	0	2	5	3	0	1	1	2	7	0	1	1	2
ADAM HENRIQUE	3	0	0	0	0	2	5	7	0	3	3	2	7	0	3	3	2
ADAM LARSSON	3	0	0	0	2-	0	4	7	0	1	1	0	7	0	1	1	0
ANDREI LOKTIONOV	3	1	0	1	3-	2	4	3	1	0	1	2	4	1	0	1	2
HARRI PESONEN	1	0	0	0	1-	0	1	1	0	0	0	0	1	0	0	0	0
MICHAEL RYDER	1	0	0	0	0	0	2	-	-	-	-	-	48	8	15	23	22
BRYCE SALVADOR	2	0	0	0	1-	0	1	13	1	1	2	6	18	1	2	3	10
TIM SESTITO	1	0	0	0	1	0	1	5	0	0	0	0	5	0	0	0	0
ANTON VOLCHENKOV	2	0	0	0	0	0	3	8	0	0	0	4	8	0	0	0	4
TRAVIS ZAJAC	3	0	0	0	1-	2	3	24	1	11	12	8	24	1	11	12	8
MAREK ZIDLUCKY	3	1	0	1	1	0	11	5	1	1	2	0	12	1	2	3	4
DAINIUS ZUBRUS	1	0	0	0	0	0	2	19	6	3	9	12	53	8	18	26	32

Also with career statistics vs. Senators: RYANE CLOWE (- - - - with Devils/3-1-2-3-0 career); JAROMIR JAGR (- - - - /62-36-41-77-48); CAM JANSSEN (7-0-0-0-31/9-0-0-0-36); JACOB JOSEFSON (3-0-1-1-0/3-0-1-1-0); ROSTISLAV OLESZ (- - - - /15-4-6-10-6); ROD PELLEY (7-0-1-1-0/8-0-1-1-0); CORY SCHNEIDER (- - - - /1-0-0-0-0); MATTIAS TEDENBY (5-1-1-2-2/5-1-1-2-2); VLADIMIR ZHARKOV (4-0-0-0-0/4-0-0-0-0).

GOALTENDING HISTORY vs. SENATORS

GOALTENDER	2012-13					WITH DEVILS					CAREER				
	MIN	GA	SO	GAA	W L OT	MIN	GA	SO	GAA	W L OT	MIN	GA	SO	GAA	W L OT
MARTIN BRODEUR	187	5	0	1.60	0 1 2	3975	144	6	2.17	36 23 7	3975	144	6	2.17	36 23 7
CORY SCHNEIDER	0	0	0	-	0 0 0	-	-	-	-	-	62	1	0	0.97	1 0 0

YEAR	HOME W-L-O/T	ROAD W-L-O/T	TOTAL W-L-O/T	GF-GA	SF-SA	PIM	PP/PK
1992-93	2-0-0	0-1-1	2-1-1	15-12	158-106	57-59	4-17/3-16
1993-94	2-0-0	2-0-0	4-0-0	21-6	128-97	65-55	3-14/2-18
1994-95	1-0-0	2-0-0	3-0-0	10-4	96-64	30-46	1-9/0-7
1995-96	1-1-0	2-0-0	3-1-0	13-9	129-103	70-71	2-13/0-12
1996-97	0-0-2	2-0-0	2-0-2	6-4	110-95	36-30	1-7/0-10
1997-98	1-1-0	1-1-0	2-2-0	7-7	113-82	60-56	1-11/1-12
1998-99	1-1-0	0-2-0	1-3-0	8-14	118-109	56-24	0-12/2-21
1999-00	2-0-0	1-0-1	3-0-1	16-10	127-121	88-66	1-11/0-18
2000-01	1-1-0	0-1-1	1-2-1	10-12	119-105	42-40	3-15/1-16
2001-02	1-1-0	2-0-0	3-1-0	7-4	82-113	45-35	1-8/0-13
2002-03	0-2-0	1-1-0	1-3-0	8-13	97-109	38-46	2-17/1-13
2003-04	1-1-0	2-0-0	3-1-0	5-6	92-92	28-26	0-11/2-12
2005-06	1-1-0	1-1-0	2-2-0	12-14	116-141	71-69	5-24/5-22
2006-07	2-0-0	1-1-0	3-1-0	9-13	115-113	50-36	1-10/1-11
2007-08	1-1-0	1-1-0	2-2-0	9-12	121-128	44-48	2-16/2-14
2008-09	2-0-0	2-0-0	4-0-0	16-7	120-97	54-70	5-19/3-16
2009-10	2-0-0	1-1-0	3-1-0	10-8	92-93	33-59	4-13/0-10
2010-11	1-1-0	0-2-0	1-3-0	6-9	130-91	26-22	3-10/2-12
2011-12	2-0-0	1-0-1	3-0-1	12-9	129-128	47-55	3-14/2-15
2012-13	0-1-1	0-0-1	0-1-2	3-7	98-55	38-54	0-8/0-5
TOTALS	24-12-3	22-12-5	46-24-8	203-180	2290-2042	978-967	42-259/27-273

OTTAWA SENATORS

CANADIAN TIRE CENTRE • OTTAWA, ONT.
(613) 599-0250 • Fax (613) 599-0358
www.ottawasenators.com



Owner, Governor & Chairman.....Eugene Melnyk
President & Alternate Governor.....Cyril Leeder
Exec. Vice President, General Manager & Alt. Governor.....Bryan Murray
Assistant General Manager.....Tim Murray
Head Coach.....Paul MacLean
Assistant Coaches.....Dave Cameron, Mark Reeds
Goaltending Coach.....Rick Wamsley
Conditioning Coach.....Chris Schwarz
Head Athletic Therapist.....Gerry Townend
Head Equipment Manager.....Scott Allegrino
Director, Communications.....Brian Morris
Manager, Communications.....Chris Moore
Television.....Rogers Sportsnet, TVA, RDS
Radio.....The Team (1200 AM), CJFO (94.5 FM)




MacLEAN

2012-13 LEADERS

Goals.....Kyle Turris, 12 PIM.....Chris Neil, 144
Assists.....Sergei Gonchar, 24 GAA.....Craig Anderson, 1.69
Points.....Kyle Turris, 29 Wins.....Craig Anderson, 12
+/-.....Three players tied with 9 ShO.....Craig Anderson, 3

OTHER INFORMATION

Leading Scorer vs. NJ.....Daniel Alfredsson, 16g-28a-44pts
Leading Scorer vs. Ott.....Patrik Elias 11g-22a-33pts
Last Trade.....Devils obtained #2 2001 Draft Pick (Victor Uchevatov) for #3 2001 Compensatory Draft Pick (Neil Komadoski), #3 2001 Draft Pick (later traded to Tampa Bay-Evgeny Artyukhin) (06/23/01)
Stanley Cups.....None
2013-14 Schedule vs. Ott.....Dec. 18 @ NJ; Oct. 17, Apr. 10 @ Ott.



KARLSSON

INDIVIDUAL SCORING vs. DEVILS

PLAYER	2012-13							CAREER				
	GP	G	A	PTS	+/-	PIM	S	GP	G	A	PTS	PIM
CRAIG ANDERSON	1	0	0	0	-	0	0	9	0	0	0	0
CORY CONACHER	4	0	2	2	2	0	5	4	0	2	2	0
ERIK CONDRA	3	0	2	2	1	2	2	9	3	3	6	2
JOE CORVO	2	0	2	2	0	2	3	27	1	12	13	4
STEPHANE DA COSTA	1	0	0	0	1-	0	1	1	0	0	0	0
DAVE DZIURZYNSKI	2	0	0	0	1-	0	2	2	0	0	0	0
DEREK GRANT	1	0	0	0	0	0	0	1	0	0	0	0
COLIN GREENING	3	1	1	2	2	0	3	10	1	4	5	2
ERIC GRUBA	3	0	0	0	0	4	2	3	0	0	0	4
MATT KASSIAN	1	0	0	0	0	0	0	1	0	0	0	0
MIKE LUNDIN	2	0	1	1	0	0	1	12	0	1	1	0
CLARKE MacARTHUR	3	1	1	2	1	2	3	20	4	5	9	10
MARC METHOT	3	0	0	0	1	4	0	7	0	2	2	6
MILAN MICHALEK	1	1	0	1	1	0	2	13	6	1	7	4
CHRIS NEIL	3	0	0	0	0	26	5	39	5	3	8	103
JIM O'BRIEN	1	0	0	0	0	0	0	3	1	0	1	0
JEAN-GABRIEL PAGEAU	1	1	0	1	1	0	1	1	1	0	1	0
CHRIS PHILLIPS	3	1	0	1	1	4	4	52	1	6	7	22
ZACK SMITH	3	0	0	0	0	10	4	10	0	1	1	20
KYLE TURRIS	3	0	2	2	2	0	6	7	0	3	3	0
PATRICK WIERCIOCH	3	0	0	0	0	0	5	3	0	0	0	0
MIKA ZIBANEJAD	2	0	1	1	0	0	2	2	0	1	1	0

Also with career statistics vs. Devils: JARED COWEN (4-0-1-1-0); ERIK KARLSSON (10-1-6-7-8); ROBIN LEHNER (1-0-0-0-0); BOBBY RYAN (4-1-1-2-0); JASON SPEZZA (27-5-21-26-16).

GOALTENDING HISTORY vs. DEVILS

GOALTENDER	2012-13					CAREER				
	MIN	GA	SO	GAA	W L OT	MIN	GA	SO	GAA	W L OT
CRAIG ANDERSON	60	0	1	0.00	1 0 0	527	18	1	2.05	6 2 1
ROBIN LEHNER	0	0	0	-	0 0 0	59	2	0	2.03	0 1 0



DEVILS
at New Jersey
at Philadelphia

ALL-TIME RECORD

GP	W	L	O/T	OTL	PTS	GF	GA
186	94	73	19	0	207	565	568
93	59	27	7	0	125	314	259
93	35	46	12	0	82	251	309

2012-13 SUMMARY

	GP	W	L	OT	PTS	GF	GA	SF	SA	PIM	PP	SHG
NEW JERSEY	5	4	0	1	9	17	7	136	122	65	2-22, 9.1%	2
PHILADELPHIA	5	1	4	0	2	7	17	122	136	77	2-17, 11.8%	0

DATE	GAME#	RES	SCORE	LOCATION	GOALTENDERS	W/D GOAL
01/22/13	2	W	3-0	@ DEVILS	BRODEUR/Bryzgalov	ZAJAC
02/15/13	14	W	5-3	@ DEVILS	BRODEUR/Bryzgalov	CLARKSON
03/13/13	27	W	5-2	@ DEVILS	HEDBERG/Bryzgalov	KOVALCHUK
03/15/13	28	Ls	1-2	@ Philadelphia	HEDBERG/Bryzgalov	Giroux
04/18/13	43	W	3-0	@ Philadelphia	BRODEUR/Bryzgalov	CARTER

INDIVIDUAL SCORING vs. FLYERS

PLAYER	2012-13						WITH DEVILS					CAREER					
	GP	G	A	PTS	+/-	PIM	S	GP	G	A	PTS	PIM	GP	G	A	PTS	PIM
KRYS BARCH	3	0	0	0	0	0	1	3	0	0	0	0	10	0	0	0	22
STEVE BERNIER	5	1	1	2	3	9	10	7	1	2	3	9	14	1	8	9	9
MARTIN BRODEUR	3	0	1	1	-	0	0	88	1	5	6	10	88	1	5	6	10
RYAN CARTER	5	1	0	1	0	2	9	9	1	0	1	2	14	1	0	1	6
RYANE CLOWE	1	0	0	0	0	2	3	-	-	-	-	-	8	5	5	10	4
PATRIK ELIAS	5	2	3	5	4	0	15	81	35	45	80	58	81	35	45	80	58
MARK FAYNE	3	0	1	1	1	0	2	13	0	2	2	4	13	0	2	2	4
STEPHEN GIONTA	5	0	3	3	2	0	4	7	0	3	3	2	7	0	3	3	2
ANDY GREENE	5	0	0	0	7	2	5	34	1	8	9	24	34	1	8	9	24
PETER HARROLD	3	0	0	0	1	0	5	4	0	0	0	0	7	0	0	0	0
ADAM HENRIQUE	4	3	1	4	3	2	9	9	4	3	7	2	9	4	3	7	2
JAROMIR JAGR	1	0	1	1	1	-	0	1	-	-	-	-	86	40	67	107	71
CAM JANSSEN	1	0	0	0	0	0	0	10	0	0	0	5	13	0	0	0	19
JACOB JOSEFSON	3	0	1	1	1	0	3	9	0	2	2	0	9	0	2	2	0
ADAM LARSSON	4	0	1	1	5	0	3	9	0	1	1	8	9	0	1	1	8
ANDREI LOKTIONOV	2	1	1	2	1	0	1	2	1	1	2	0	3	1	1	2	0
STEFAN MATTEAU	1	0	0	0	0	2	3	1	0	0	0	2	1	0	0	0	2
MICHAEL RYDER	2	0	0	0	3	-	0	2	-	-	-	-	27	10	8	18	8
BRYCE SALVADOR	4	0	2	2	2	8	0	21	0	2	2	27	28	1	2	3	31
MATTIAS TEDENBY	1	0	0	0	0	2	0	7	0	0	0	2	7	0	0	0	2
ANTON VOLCHENKOV	4	0	0	0	1	4	3	16	1	2	3	14	40	3	9	12	28
TRAVIS ZAJAC	5	2	2	4	4	0	10	39	9	18	27	4	39	9	18	27	4
MAREK ZIDLUCKY	5	0	3	3	3	12	10	7	0	5	5	12	14	1	6	7	16
DAINIUS ZUBRUS	2	0	2	2	2	0	3	33	7	10	17	12	58	12	22	34	40

Also with career statistics vs. Flyers: ROSTISLAV OLESZ (- - - - with Devils/17-3-3-6-2 career); ROD PELLEY (16-1-1-2-6/16-1-1-2-6); CORY SCHNEIDER (- - - -/1-0-0-0-0); TIM SESTITO (4-0-0-0-2/4-0-0-0-2).

GOALTENDING HISTORY vs. FLYERS

GOALTENDER	2012-13					WITH DEVILS					CAREER				
	MIN	GA	SO	GAA	W L O/T	MIN	GA	SO	GAA	W L O/T	MIN	GA	SO	GAA	W L O/T
MARTIN BRODEUR	180	3	2	1.00	3 0 0	5228	211	11	2.42	48 30 9	5228	211	11	2.42	48 30 9
CORY SCHNEIDER	0	0	0	-	0 0 0	-	-	-	-	-	39	1	0	1.54	0 1 0

YEAR	HOME W-L-O/T	ROAD W-L-O/T	TOTAL W-L-O/T	GF-GA	SF-SA	PIM	PP/PK
1982-83	2-2-0	0-3-0	2-5-0	13-25	173-238	126-139	4-24/4-21
1983-84	0-3-0	0-4-0	0-7-0	11-33	169-267	82-91	3-29/6-25
1984-85	1-3-0	1-2-0	2-5-0	18-29	194-214	144-126	7-30/6-33
1985-86	2-1-0	1-3-0	3-4-0	30-33	195-255	164-193	10-37/10-36
1986-87	2-1-1	0-3-0	2-4-1	20-34	229-263	196-273	5-41/7-25
1987-88	3-0-0	2-0-2	5-0-2	29-19	199-187	246-300	12-52/9-49
1988-89	2-2-0	0-3-0	2-5-0	17-33	228-194	219-220	8-56/15-39
1989-90	1-2-0	3-0-1	4-2-1	31-24	231-238	128-114	9-31/7-33
1990-91	3-0-1	1-1-1	4-1-2	25-21	212-202	223-223	8-38/8-37
1991-92	3-0-0	0-2-2	3-2-2	25-22	208-215	174-189	6-31/9-33
1992-93	3-0-0	2-2-0	5-2-0	29-23	223-207	151-167	12-37/5-39
1993-94	3-0-0	1-1-0	4-1-0	23-14	162-164	96-111	7-20/6-27
1994-95	0-2-0	1-1-0	1-3-0	11-14	84-92	52-49	3-13/1-11
1995-96	2-1-0	2-1-0	4-2-0	17-19	183-165	115-128	8-32/2-22
1996-97	1-1-0	1-2-0	2-3-0	15-15	125-144	56-69	5-17/4-16
1997-98	3-0-0	1-0-1	4-0-1	18-8	148-103	96-94	7-29/2-23
1998-99	1-0-1	2-1-0	3-1-1	17-19	119-146	55-43	5-17/5-23
1999-00	3-0-0	1-1-0	4-1-0	16-11	157-120	114-94	4-17/2-21
2000-01	0-2-0	2-1-0	2-1-2	15-11	146-125	147-111	1-17/3-19
2001-02	1-2-0	0-1-1	1-3-1	7-10	156-116	16-16	0-8/1-8
2002-03	1-1-0	2-0-1	3-1-1	11-7	148-118	64-38	0-11/0-14
2003-04	1-1-1	1-2-0	2-3-1	11-14	166-156	62-64	4-24/2-19
2005-06	4-0-0	1-3-0	5-3-0	22-13	216-230	73-91	5-38/3-29
2006-07	4-0-0	3-0-1	7-0-1	29-21	259-234	100-116	9-40/6-36
2007-08	4-0-0	2-2-0	6-2-0	29-19	256-223	148-148	8-45/6-45
2008-09	2-1-0	1-1-1	3-2-1	16-17	190-173	118-135	4-28/8-19
2009-10	1-1-1	0-3-0	1-4-1	13-20	175-162	59-103	5-32/4-17
2010-11	2-1-0	1-2-0	3-3-0	15-15	152-187	42-56	3-16/2-18
2011-12	1-2-0	2-1-0	3-3-0	15-18	169-161	147-113	5-31/3-33
2012-13	3-0-0	1-0-1	4-0-1	17-7	136-122	65-77	2-22/2-17
TOTALS	59-27-7	35-46-12	94-73-19	565-568	5408-5421	3478-3691	169-863/148-787

PHILADELPHIA FLYERS

WELLS FARGO CENTER • PHILADELPHIA, PA
(215) 465-4500 • Fax (215) 389-9403
www.philadelphiaflyers.com



Chairman & Governor	Ed Snider
President & COO	Peter Luukko
General Manager	Paul Holmgren
Senior Vice President	Bob Clarke
Executive Vice President	Keith Allen
Assistant General Managers	Barry Hanrahan, Ron Hextall
Head Coach	Peter Laviolette
Assistant Coaches	Craig Berube, Kevin McCarthy, Joe Mullen
Goaltending Coach	Jeff Reese
Athletic Trainer/Strength & Conditioning Coach	Jim McCrossin
Head Equipment Manager	Derek Settlemyre
Senior Director of Communications	Zack Hill
Manager of Public Relations	Joe Sivillo
Television	Comcast SportsNet
Radio	WIP (610 AM & 94.1 FM)

2012-13 LEADERS

Goals	Jakub Voracek, 22	PIM	Zac Rinaldo, 85
Assists	Claude Giroux, 35	GAA	Ilya Bryzgalov, 2.79
Points	Claude Giroux, 48	Wins	Ilya Bryzgalov, 19
+/-	Ruslan Fedotenko, +8	ShO	Ilya Bryzgalov, 1

OTHER INFORMATION

Leading Scorer vs. NJ	Brian Propp, 28g-34a-62pts
Leading Scorer vs. Phi.	Patrik Elias, 35g-45a-80pts
Last Trade	Devils obtained #3 1986 Draft Pick (Marc Laniel) for Glenn Resch (03/11/86)
Stanley Cups	2 (1973-74, 1974-75)
2013-14 Schedule vs. Phi.	Nov. 2, Jan. 7 @ NJ; Nov. 7, Mar. 11 @ Phi.



LAVIOLETTE



GIROUX

INDIVIDUAL SCORING vs. DEVILS

PLAYER	GP	2012-13					CAREER					
		G	A	PTS	+/-	PIM	S	GP	G	A	PTS	PIM
BRAYDON COBURN	4	0	0	0	5-	4	1	43	0	6	6	44
SEAN COUTURIER	5	0	0	0	3-	0	2	11	1	2	3	0
SIMON GAGNE	3	0	1	1	4-	0	3	58	22	11	33	16
BRUNO GERVAS	4	0	0	0	2-	2	6	34	0	1	1	29
CLAUDE GIROUX	5	0	3	3	3-	4	12	24	6	16	22	20
NICKLAS GROSSMANN	4	0	0	0	1-	2	1	14	0	0	0	12
ERIC GUSTAFSSON	1	0	0	0	1-	0	3	5	0	0	0	0
ADAM HALL	4	0	1	1	2	2	1	27	2	3	5	6
SCOTT HARTNELL	4	1	0	1	1-	12	8	43	10	9	19	61
SCOTT LAUGHTON	1	0	0	0	0	0	2	1	0	0	0	0
OLIVER LAURIDSEN	1	0	0	0	1	5	0	1	0	0	0	5
VINCENT LECALVALIER	2	0	2	2	0	0	4	52	16	28	44	25
BRANDON MANNING	1	0	0	0	0	0	1	2	0	0	0	0
TYE MCGINN	2	0	0	0	0	0	3	2	0	0	0	0
ANDREJ MESZAROS	3	0	0	0	3-	0	6	31	0	7	7	6
KRIS NEWBURY	1	0	0	0	0	0	1	3	0	0	0	2
MATT READ	5	1	1	2	4-	0	12	10	3	1	4	0
ZAC RINALDO	3	0	0	0	0	2	0	9	1	1	2	16
BRAYDEN SCHENN	5	0	1	1	5-	9	8	10	0	1	1	18
LUKE SCHENN	4	0	0	0	4-	0	3	19	0	4	4	13
WAYNE SIMMONDS	5	1	1	2	4	21	8	15	5	3	8	32
MARK STREIT	5	1	0	1	2	4	8	24	4	9	13	16
MAXIME TALBOT	4	1	0	1	0	4	4	44	5	8	13	45
KIMMO TIMONEN	5	0	0	0	1-	2	8	45	5	15	20	26
JAKUB VORACEK	5	1	1	2	2-	6	13	13	4	3	7	6
ERIC WELLWOOD	1	0	0	0	0	0	0	3	0	0	0	0

Also with career statistics vs. Devils: MARC-ANDRE BOURDON (2-0-1-1-12); YANN DANIS (2-0-0-0-0); RAY EMERY (10-0-0-0-2); HAL GILL (52-2-1-13-44); STEVE MASON (3-0-0-0-0); CHRIS PRONGER (31-2-13-15-20); JAY ROSEHILL (6-0-0-0-18).

GOALTENDING HISTORY vs. DEVILS

GOALTENDER	2012-13					CAREER				
	MIN	GA	SO	GAA	W L O/T	MIN	GA	SO	GAA	W L O/T
YANN DANIS	0	0	0	-	0 0 0	119	3	1	1.51	1 1 0
RAY EMERY	0	0	0	-	0 0 0	605	21	1	2.08	5 3 2
STEVE MASON	0	0	0	-	0 0 0	179	11	0	3.69	0 3 0



ALL-TIME RECORD									
DEVILS	GP	W	L	O/T	OTL	PTS	GF	GA	
at New Jersey	55	18	30	7	0	43	162	182	
at Phoenix/Wpg.	27	12	11	4	0	28	91	79	
	28	6	19	3	0	15	71	103	

INDIVIDUAL SCORING vs. COYOTES/JETS

PLAYER	2012-13							WITH DEVILS					CAREER				
	GP	G	A	PTS	+/-	PIM	S	GP	G	A	PTS	PIM	GP	G	A	PTS	PIM
KRYS BARCH	0	0	0	0	0	0	0	-	-	-	-	-	20	0	1	1	46
STEVE BERNIER	0	0	0	0	0	0	0	-	-	-	-	-	23	4	5	9	44
MARTIN BRODEUR	0	0	0	0	0	0	0	20	0	2	2	0	20	0	2	2	0
RYAN CARTER	0	0	0	0	0	0	0	1	0	0	0	0	10	1	0	1	2
RYANE CLOWE	3	0	1	1	2	2	14	-	-	-	-	-	31	6	15	21	26
PATRIK ELIAS	0	0	0	0	0	0	0	19	6	9	15	4	19	6	9	15	4
MARK FAYNE	0	0	0	0	0	0	0	2	2	0	2	2	2	2	0	2	2
ANDY GREENE	0	0	0	0	0	0	0	4	0	0	0	0	4	0	0	0	0
PETER HARROLD	0	0	0	0	0	0	0	-	-	-	-	-	9	2	1	4	6
ADAM HENRIQUE	0	0	0	0	0	0	0	1	0	1	1	0	1	0	1	1	0
JAROMIR JAGR	4	3	2	5	0	2	12	-	-	-	-	-	31	14	19	33	30
CAM JANSSEN	0	0	0	0	0	0	0	2	0	0	0	0	11	0	0	0	14
ADAM LARSSON	0	0	0	0	0	0	0	1	0	0	0	0	1	0	0	0	0
ANDREI LOKTIONOV	0	0	0	0	0	0	0	-	-	-	-	-	6	1	0	1	0
ROSTISLAV OLESZ	0	0	0	0	0	0	0	-	-	-	-	-	2	0	0	0	2
ROD PELLEY	0	0	0	0	0	0	0	3	0	1	1	2	7	1	1	2	2
MICHAEL RYDER	3	1	0	1	1	4	4	-	-	-	-	-	16	6	3	9	4
BRYCE SALVADOR	0	0	0	0	0	0	0	3	0	2	2	5	23	0	3	3	23
CORY SCHNEIDER	3	0	0	0	0	0	0	-	-	-	-	-	5	0	0	0	0
TIM SESTITO	0	0	0	0	0	0	0	1	0	0	0	0	1	0	0	0	0
MATTIAS TEDENBY	0	0	0	0	0	0	0	2	0	1	1	0	2	0	1	1	0
ANTON VOLCHENKOV	0	0	0	0	0	0	0	2	0	0	0	0	7	1	0	1	9
TRAVIS ZAJAC	0	0	0	0	0	0	0	5	2	2	4	2	5	2	2	4	2
VLADIMIR ZHARKOV	0	0	0	0	0	0	0	1	0	0	0	0	1	0	0	0	0
MAREK ZIDLICKY	0	0	0	0	0	0	0	-	-	-	-	-	25	5	11	16	10
DAINIUS ZUBRUS	0	0	0	0	0	0	0	4	1	1	2	4	17	2	3	5	10

GOALTENDING HISTORY vs. COYOTES/JETS

GOALTENDER	2012-13							WITH DEVILS							CAREER						
	MIN	GA	SO	GAA	W	L	OT	MIN	GA	SO	GAA	W	L	O/T	MIN	GA	SO	GAA	W	L	O/T
MARTIN BRODEUR	0	0	0	-	0	0	0	1153	42	4	2.19	12	8	0	1153	42	4	2.19	12	8	0
CORY SCHNEIDER	179	4	1	1.34	2	1	0	-	-	-	-	-	-	-	304	5	2	0.99	3	1	1

YEAR	HOME		ROAD		TOTAL		GF-GA	SF-SA	PIM	PP/PK
	W-L-O/T	W-L-O/T	W-L-O/T	W-L-O/T	W-L-O/T	W-L-O/T				
1982-83	0-1-0	1-1-0	1-2-0	1-2-0	7-10	61-88	37-43	3-7/1-9		
1983-84	1-1-0	0-1-0	1-2-0	1-2-0	12-15	95-96	63-70	3-19/4-17		
1984-85	0-1-0	0-1-1	0-2-1	0-2-1	6-15	78-122	39-37	3-11/4-12		
1985-86	2-0-0	0-1-0	2-1-0	2-1-0	13-12	80-87	34-49	1-12/3-10		
1986-87	0-1-0	0-2-0	0-3-0	0-3-0	8-17	92-102	54-54	4-13/3-13		
1987-88	0-1-1	0-1-0	0-2-1	0-2-1	3-8	93-70	71-102	2-23/4-13		
1988-89	0-0-1	0-1-1	0-1-2	0-1-2	10-11	94-98	50-50	2-11/2-11		
1989-90	0-2-0	1-0-0	1-2-0	1-2-0	8-9	102-89	32-30	0-9/0-10		
1990-91	0-0-1	0-1-1	0-1-2	0-1-2	10-11	106-91	53-51	4-13/3-14		
1991-92	0-1-0	0-1-0	0-2-0	0-2-0	4-7	77-46	57-41	1-9/2-13		
1992-93	0-0-1	0-1-0	0-1-1	0-1-1	5-6	84-54	38-35	2-13/1-8		
1993-94	1-0-0	1-0-0	2-0-0	2-0-0	11-4	51-62	50-60	3-9/0-9		
1994-95	0-0-0	0-0-0	0-0-0	0-0-0	0-0	0-0	0-0	0-0/0-0		
1995-96	1-0-0	0-1-0	1-1-0	1-1-0	7-6	68-68	55-53	2-9/1-9		
1996-97	0-1-0	0-1-0	0-2-0	0-2-0	6-8	74-42	15-27	1-10/0-3		
1997-98	1-0-0	1-0-0	2-0-0	2-0-0	6-2	47-41	39-29	3-6/1-11		
1998-99	1-0-0	0-1-0	1-1-0	1-1-0	6-4	54-51	22-28	2-10/0-7		
1999-00	1-0-0	0-1-0	1-1-0	1-1-0	6-7	79-41	21-21	0-7/2-7		
2000-01	1-0-0	1-0-0	2-0-0	2-0-0	8-3	71-41	12-18	3-7/0-4		
2001-02	1-0-0	0-1-0	1-1-0	1-1-0	6-6	59-49	13-21	2-7/1-3		
2002-03	0-0-0	1-0-0	1-0-0	1-0-0	3-0	38-18	6-8	0-4/0-3		
2003-04	0-1-0	0-0-0	0-1-0	0-1-0	1-3	28-23	10-8	0-3/0-4		
2005-06	0-0-0	0-0-0	0-0-0	0-0-0	0-0	0-0	0-0	0-0/0-0		
2006-07	0-0-0	0-1-0	0-1-0	0-1-0	1-3	15-27	4-12	0-6/0-2		
2007-08	0-1-0	0-0-0	0-1-0	0-1-0	1-4	31-38	23-13	0-4/1-9		
2008-09	1-0-0	0-0-0	1-0-0	1-0-0	5-2	36-28	20-16	1-2/1-4		
2009-10	0-0-0	0-1-0	0-1-0	0-1-0	3-4	34-19	8-6	0-3/1-4		
2010-11	1-0-0	0-0-0	1-0-0	1-0-0	3-0	29-29	6-10	1-5/0-3		
2011-12	0-0-0	0-1-0	0-1-0	0-1-0	3-5	34-42	8-2	0-1/1-4		
2012-13	0-0-0	0-0-0	0-0-0	0-0-0	0-0	0-0	0-0	0-0/0-0		
TOTALS	12-11-4	6-19-3	18-30-7	162-182	1710-1562	840-894	43-233/36-216			

PHOENIX COYOTES

JOBING.COM ARENA • GLENDALE, AZ
(623) 772-3200 • Fax (623) 872-2000
www.phoenixcoyotes.com



Executive Chairman & Governor.....	George Gosbee
Alternate Governor.....	Anthony LeBlanc
Strategic Advisor to the CEO & Chairman.....	Mike Nealy
Executive VP, General Manager & Alt. Governor.....	Don Maloney
VP of Hockey Ops. & Assistant GM.....	Brad Treliving
Head Coach.....	Dave Tippett
Associate Coach.....	Jim Playfair
Assistant Coach.....	John Anderson
Asst. to the GM & Goaltender Coach.....	Sean Burke
Strength & Conditioning Coordinator.....	Tommy Powers
Head Athletic Trainer.....	Jason Serbus
Head Equipment Manager.....	Stan Wilson
Sr. Director, Communications.....	Richard Nairn
Sr. Manager, Media Relations.....	Chris Wojcik
Television.....	FOX Sports Arizona
Radio.....	Fox Sports (910 AM)

2012-13 LEADERS

Goals.....	S. Doan, A. Vermette, 13	PIM.....	Keith Yandle, 54
Assists.....	Oliver Ekman-Larsson, 21	GAA.....	Mike Smith, 2.58
Points.....	Keith Yandle, 30	Wins.....	Mike Smith, 15
+/-.....	David Schlemko, +8	ShO.....	Mike Smith, 5

OTHER INFORMATION

Leading Scorer vs. NJ.....	Thomas Steen, 12g-19a-31pts
Leading Scorer vs. Phx./Wpg.....	John MacLean, 13g-7a-20pts
Last Trade.....	Devils obtained #2 (Steven Santini), #3 (Ryan Kujawinski)
	2013 Draft Picks for #2 2013 Draft Pick (Laurent Dauphin) (06/30/13)
Stanley Cups.....	None
2013-14 Schedule vs. Phx.....	Mar. 27 @ NJ; Jan. 18 @ Phx.



TIPPETT



DOAN

INDIVIDUAL SCORING vs. DEVILS

PLAYER	2012-13							CAREER				
	GP	G	A	PTS	+/-	PIM	S	GP	G	A	PTS	PIM
PAUL BISSONNETTE	0	0	0	0	0	0	0	2	0	0	0	0
MIKKEL BOEDKER	0	0	0	0	0	0	0	2	0	0	0	0
KYLE CHIPCHURA	0	0	0	0	0	0	0	3	0	1	1	4
SHANE DOAN	0	0	0	0	0	0	0	21	1	4	5	8
O. EKMAN-LARSSON	0	0	0	0	0	0	0	2	0	0	0	0
THOMAS GREISS	0	0	0	0	-	0	0	1	0	0	0	0
MARTIN HANZAL	0	0	0	0	0	0	0	4	2	4	6	6
TIM KENNEDY	0	0	0	0	0	0	0	5	1	1	2	0
ROSTISLAV KLESIA	0	0	0	0	0	0	0	6	1	1	2	2
ROB KLINGHAMMER	0	0	0	0	0	0	0	2	0	0	0	0
LAURI KORPIKOSKI	0	0	0	0	0	0	0	9	1	1	2	0
GUILLAUME LATENDRESSE	2	0	0	0	1-	0	1	13	0	1	1	10
ZBYNEK MICHALEK	0	0	0	0	0	0	0	16	1	5	6	4
ANDY MIELE	0	0	0	0	0	0	0	1	0	0	0	0
DEREK MORRIS	0	0	0	0	0	0	0	16	3	1	4	10
DAVID MOSS	0	0	0	0	0	0	0	3	1	1	2	0
MIKE RIBEIRO	3	2	2	4	1-	0	7	27	5	8	13	8
DAVID RUNDLAD	0	0	0	0	0	0	0	1	0	0	0	0
DAVE SCHLEMMKO	0	0	0	0	0	0	0	1	0	2	2	0
MIKE SMITH	0	0	0	0	-	0	0	4	0	0	0	0
ANTOINETTE VERMETTE	0	0	0	0	0	0	0	19	5	8	13	10
RADIM VRBATA	0	0	0	0	0	0	0	14	4	7	11	2
KEITH YANDLE	0	0	0	0	0	0	0	4	0	3	3	4
BRANDON YIP	0	0	0	0	0	0	0	3	0	0	0	0

GOALTENDING HISTORY vs. DEVILS

GOALTENDER	2012-13							CAREER						
	MIN	GA	SO	GAA	W	L	OT	MIN	GA	SO	GAA	W	L	O/T
THOMAS GREISS	0	0	0	-	0	0	0	59	3	0	3.05	0	1	0
MIKE SMITH	0	0	0	-	0	0	0	250	11	0	2.64	2	0	2



ALL-TIME RECORD									
	GP	W	L	O/T	OTL	PTS	GF	GA	
DEVILS	181	97	68	15	1	210	606	560	
at New Jersey	92	50	31	11	0	111	321	276	
at Pittsburgh	89	47	37	4	1	99	285	284	

2012-13 SUMMARY

	GP	W	L	OT	PTS	GF	GA	SF	SA	PIM	PP	SHG
NEW JERSEY	4	3	1	0	6	10	9	99	97	44	4-16, 25.0%	1
PITTSBURGH	4	1	3	0	2	9	10	97	99	46	3-15, 20.0%	0

DATE	GAME#	RES	SCORE	LOCATION	GOALTENDERS	W/D GOAL
02/02/13	7	L	1-5	@ Pittsburgh	BRODEUR/Fleury	Kunitz
02/09/13	11	W	3-1	@ DEVILS	BRODEUR/Fleury	HENRIQUE
02/10/13	12	W	3-1	@ Pittsburgh	HEDBERG/Vokoun	KOVALCHUK
04/25/13	47	W	3-2	@ DEVILS	HEDBERG/Fleury	KOVALCHUK

INDIVIDUAL SCORING vs. PENGUINS

PLAYER	2012-13						WITH DEVILS						CAREER					
	GP	G	A	PTS	+/-	PIM	S	GP	G	A	PTS	PIM	GP	G	A	PTS	PIM	
KRYS BARCH	3	0	0	0	2-	5	0	3	0	0	0	5	10	0	1	1	28	
STEVE BERNIER	3	0	0	0	0	0	4	6	0	1	1	10	13	0	2	2	14	
MARTIN BRODEUR	2	0	0	0	-	0	0	82	0	4	4	18	82	0	4	4	18	
RYAN CARTER	4	0	1	1	1-	11	3	8	0	1	1	25	16	1	2	3	33	
RYANE CLOWE	2	2	1	3	2	5	6	-	-	-	-	-	8	3	3	6	20	
PATRIK ELIAS	4	0	3	3	2	4	2	80	23	46	69	38	80	23	46	69	38	
MARK FAYNE	2	0	0	0	1	6	3	13	0	1	1	8	13	0	1	1	8	
ERIC GELINAS	1	0	0	0	1-	0	1	1	0	0	0	0	1	0	0	0	0	
STEPHEN GIONTA	4	0	0	0	1-	4	2	4	0	0	0	4	4	0	0	0	4	
ANDY GREENE	4	1	3	4	2	0	4	31	5	12	17	8	31	5	12	17	8	
PETER HARROLD	2	0	0	0	2-	0	4	2	0	0	0	0	4	0	0	0	0	
ADAM HENRIQUE	4	1	1	2	1-	2	3	10	2	2	4	2	10	2	2	4	2	
JAROMIR JAGR	1	0	0	0	0	2	3	-	-	-	-	-	43	21	20	41	30	
JACOB JOSEFSON	4	0	0	0	1-	0	2	10	0	0	0	2	10	0	0	0	2	
ADAM LARSSON	4	0	1	1	3	0	6	9	0	1	1	2	9	0	1	1	2	
ANDREI LOKTIONOV	1	0	0	0	0	0	2	1	0	0	0	0	2	0	0	0	0	
STEFAN MATTEAU	2	1	1	2	2	0	4	2	1	1	2	0	2	1	1	2	0	
MICHAEL RYDER	2	0	0	0	0	2	4	-	-	-	-	-	32	10	15	25	16	
BRYCE SALVADOR	3	0	0	0	1-	0	3	19	1	4	5	6	24	1	4	5	10	
ANTON VOLCHENKOV	4	0	1	1	0	2	3	12	1	2	3	6	32	3	5	8	38	
TRAVIS ZAJAC	4	1	0	1	2	0	11	39	11	12	23	24	39	11	12	23	24	
MAREK ZIDICKY	4	0	1	1	2-	0	12	6	0	1	1	0	14	1	4	5	17	
DAINIUS ZUBRUS	2	0	1	1	2-	0	0	32	4	7	11	20	59	9	19	28	28	

Also with career statistics vs. Penguins: CAM JANSSEN (12-0-0-0-10 with Devils/14-0-0-0-10 career); ROSTISLAV OLESZ (- - - - /15-4-4-8-4); ROD PELLEY (19-0-3-3-9/20-0-3-3-9); TIM SESTITO (3-0-0-0-7/3-0-0-0-7); MATTIAS TEDENBY (7-0-2-2-7/0-2-2-2); ALEXANDER URBOM (1-0-0-0-1/0-0-0-0).

GOALTENDING HISTORY vs. PENGUINS

GOALTENDER	2012-13							WITH DEVILS							CAREER						
	MIN	GA	SO	GAA	W	L	OT	MIN	GA	SO	GAA	W	L	O/T	MIN	GA	SO	GAA	W	L	O/T
MARTIN BRODEUR	120	6	0	3.00	1	1	0	4611	191	9	2.49	46	28	5	4611	191	9	2.49	46	28	5

YEAR	HOME W-L-O/T	ROAD W-L-O/T	TOTAL W-L-O/T	GF-GA	SF-SA	PIM	PP/PK
1982-83	1-0-2	2-1-1	3-1-3	26-23	170-208	173-179	8-34/8-32
1983-84	2-2-0	1-2-0	3-4-0	27-28	221-209	111-126	2-33/4-29
1984-85	2-1-0	3-1-0	5-2-0	34-25	250-191	131-113	7-30/3-29
1985-86	1-2-1	1-2-0	2-4-1	22-28	186-204	109-101	5-29/9-40
1986-87	2-1-0	2-2-0	4-3-0	31-34	187-248	162-140	12-28/11-34
1987-88	3-1-0	3-0-0	6-1-0	38-21	211-200	288-247	17-49/8-56
1988-89	1-1-1	0-3-1	1-4-2	24-29	242-206	326-283	7-51/10-54
1989-90	2-1-1	2-1-0	4-2-1	29-22	226-197	170-183	7-33/9-38
1990-91	3-0-0	0-4-0	3-4-0	31-37	241-204	186-188	9-39/8-36
1991-92	3-1-0	2-1-0	5-2-0	31-20	250-167	169-193	8-41/5-30
1992-93	1-3-1	1-3-0	2-6-1	25-33	275-282	212-179	6-49/10-55
1993-94	2-0-0	0-1-1	2-1-1	17-10	121-108	60-96	6-20/3-17
1994-95	0-0-2	0-1-0	0-1-2	8-11	121-78	49-53	2-17/6-12
1995-96	0-1-1	1-1-0	1-2-1	9-11	154-89	48-54	1-19/3-16
1996-97	1-1-0	2-0-0	3-1-0	13-12	121-90	54-75	1-16/3-11
1997-98	1-1-0	1-1-0	2-2-0	10-8	105-103	110-84	0-15/2-16
1998-99	2-1-0	2-0-0	4-1-0	17-13	153-100	43-41	3-15/3-16
1999-00	1-1-0	2-1-0	3-2-0	15-14	161-132	75-60	7-21/3-19
2000-01	0-2-1	1-1-0	1-3-1	21-17	168-116	83-76	3-18/2-10
2001-02	1-1-0	2-1-0	3-2-0	11-15	178-96	34-54	2-18/3-9
2002-03	2-1-0	2-0-0	4-1-0	14-10	182-100	29-39	1-16/1-10
2003-04	2-1-0	3-0-0	5-1-0	17-7	189-119	58-58	3-21/3-21
2005-06	3-0-1	2-2-0	5-2-1	30-27	278-227	98-108	10-48/7-44
2006-07	2-2-0	3-1-0	5-3-0	21-18	232-215	65-89	5-35/2-23
2007-08	1-3-0	3-1-0	4-4-0	17-28	210-220	93-96	7-37/11-34
2008-09	2-1-0	1-2-0	3-3-0	12-16	216-148	81-91	1-26/4-25
2009-10	3-0-0	3-0-0	6-0-0	22-5	165-187	82-86	3-17/0-21
2010-11	2-1-0	0-2-1	2-3-1	8-11	154-167	57-61	2-17/2-20
2011-12	2-1-0	1-2-0	3-3-0	16-18	145-203	90-38	2-16/6-22
2012-13	2-0-0	1-1-0	3-1-0	10-9	99-97	44-46	4-16/3-15
TOTALS	50-31-11	47-38-4	97-69-15	606-560	5611-4911	3290-3237	151-824/152-794

PITTSBURGH PENGUINS

CONSOL ENERGY CENTER • PITTSBURGH, PA
(412) 642-1300 • Fax (412) 255-1988
www.pittsburghpenguins.com



Co-Owner/Chairman	Mario Lemieux
Co-Owner	Ron Burkle
President	David Morehouse
Executive Vice President/General Manager	Ray Shero
Assistant General Manager	Jason Botterill
Head Coach	Dan Bylsma
Assistant Coaches	Tony Granato, Jacques Martin, Todd Reirden
Goaltending Coach	Mike Bales
Strength & Conditioning Coach	Michael Kadar
Head Athletic Trainer	Chris Stewart
Head Equipment Manager	Dana Heinze
Vice President, Communications	Tom McMillan
Communications Director	Jennifer Bullano
Television	ROOT Sports Pittsburgh
Radio	The X (105.9 FM)




BYLSMA

2012-13 LEADERS

Goals	Chris Kunitz, 22	PIM	Tanner Glass, 62
Assists	Sidney Crosby, 41	GAA	Marc-Andre Fleury, 2.39
Points	Sidney Crosby, 56	Wins	Marc-Andre Fleury, 23
+/-	Pascal Dupuis, +31	ShO	Tomas Vokoun, 3

OTHER INFORMATION

Leading Scorer vs. NJ	Mario Lemieux, 47g-88a-135pts
Leading Scorer vs. Pit.	Patrik Elias, 23g-46a-69pts
Last Trade	Devils obtained Stephane Richer for #7 2003 Draft Pick (Stephen Dixon) (03/19/02)
Stanley Cups	3 (1990-91, 1991-92, 2008-09)
2013-14 Schedule vs. Pit	Nov. 16, Dec. 31 @ NJ; Oct. 3, Dec. 13 @ Pit.



CROSBY

INDIVIDUAL SCORING vs. DEVILS

PLAYER	2012-13						CAREER					
	GP	G	A	PTS	+/-	PIM	GP	G	A	PTS	+/-	PIM
CRAIG ADAMS	4	0	0	0	0	0	44	1	5	6	6	26
BEAU BENNETT	1	0	0	0	0	0	2	1	0	0	0	0
ROBERT BORTUZZO	3	1	0	1	2	7	3	1	0	1	7	0
SIDNEY CROSBY	3	1	2	3	4	15	39	20	25	45	50	50
SIMON DESPRES	4	0	1	1	3	0	2	5	0	1	1	0
PASCAL DUPUIS	4	0	2	2	2	4	8	39	6	8	14	14
MARK EATON	1	0	0	0	0	0	30	1	1	2	10	0
DERYK ENGELLAND	4	0	0	0	1	7	2	15	0	0	0	16
M.A. FLEURY	3	0	1	1	-	0	39	0	2	2	2	2
TANNER GLASS	4	0	0	0	2-	2	1	12	0	0	0	14
DUSTIN JEFFREY	1	0	0	0	0	0	1	7	0	0	0	0
JUSSI JOKINEN	4	2	1	3	0	2	5	21	7	4	11	20
CHRIS KUNITZ	4	1	3	4	4	0	6	25	10	11	21	12
KRIS LETANG	2	1	1	2	2	0	6	28	1	7	8	29
EVGENI MALKIN	4	0	3	3	1-	6	11	36	15	22	37	18
PAUL MARTIN	3	0	0	0	3-	2	1	14	1	3	4	4
BRENDAN MIKKELSON	1	0	0	0	1	2	0	6	0	0	0	2
BRENDAN MORROW	1	0	1	1	0	2	3	16	3	4	7	10
JAMES NEAL	3	1	0	1	2-	4	8	16	3	3	6	6
MATT NISKANEN	1	0	0	0	1-	0	1	15	1	3	4	4
BROOKS ORPK	3	0	0	0	2-	2	2	49	0	7	7	36
DYLAN REESE	2	0	0	0	0	0	1	9	0	0	0	10
BRANDON SUTTER	4	2	1	3	1-	0	10	16	5	2	7	0
JOE VITALE	2	0	0	0	0	4	0	7	0	0	0	8
TOMAS VOKOUN	1	0	0	0	-	0	0	18	0	1	1	0

Also with career statistics vs. Devils: CHRIS CONNER (6-0-0-0-0); MATT D'AGOSTINI (8-2-4-6-7); ANDREW EBBETT (2-0-1-1-0); CHUCK KOBASEW (11-3-0-3-0); TOM KOSTOPOULOS (19-0-1-1-24); STEVE MACINTYRE (4-0-0-0-2); WARREN PETERS (2-1-0-1-0); ROB SCUDERI (32-1-2-3-2); HARRY ZOLNIERCZYK (1-0-0-0-0).

GOALTENDING HISTORY vs. DEVILS



ALL-TIME RECORD

	GP	W	L	O/T	OTL	PTS	GF	GA
DEVILS	29	17	8	3	1	38	96	70
at New Jersey	16	10	4	2	0	22	58	36
at San Jose	13	7	4	1	1	16	38	34

INDIVIDUAL SCORING vs. SHARKS

PLAYER	2012-13						WITH DEVILS				CAREER			
	GP	G	A	PTS	+/-	PIM	GP	G	A	PTS	GP	G	A	PTS
KRYS BARCH	0	0	0	0	0	0	-	-	-	-	23	1	0	1
STEVE BERNIER	0	0	0	0	0	0	-	-	-	-	7	0	1	1
MARTIN BRODEUR	0	0	0	0	0	0	19	0	0	0	19	0	0	0
RYAN CARTER	0	0	0	0	0	0	-	-	-	-	11	0	1	1
PATRIK ELIAS	0	0	0	0	0	0	17	8	10	18	17	8	10	18
MARK FAYNE	0	0	0	0	0	0	2	0	0	0	2	0	0	0
ANDY GREENE	0	0	0	0	0	0	6	1	1	2	6	1	1	2
PETER HARROLD	0	0	0	0	0	0	-	-	-	-	13	1	2	3
JAROMIR JAGR	1	1	1	2	1	2	-	-	-	-	26	12	20	32
CAM JANSSEN	0	0	0	0	0	0	0	0	0	0	7	0	0	0
JACOB JOSEFSON	0	0	0	0	0	0	2	0	0	0	2	0	0	0
ADAM LARSSON	0	0	0	0	0	0	1	0	0	0	1	0	0	0
ANDREI LOKTIONOV	0	0	0	0	0	0	-	-	-	-	2	0	0	0
ROSTISLAV OLESZ	0	0	0	0	0	0	-	-	-	-	5	0	0	0
ROD PELLEY	0	0	0	0	0	0	3	0	0	0	2	7	0	0
MICHAEL RYDER	1	1	0	1	0	0	-	-	-	-	12	2	2	4
BRYCE SALVADOR	0	0	0	0	0	0	3	0	1	1	25	0	5	5
CORY SCHNEIDER	3	0	0	0	0	0	-	-	-	-	7	0	0	0
TIM SESTITO	0	0	0	0	0	0	2	0	0	0	2	0	0	0
MATTIAS TEDENBY	0	0	0	0	0	0	2	0	1	1	2	0	1	1
ANTON VOLCHENKOV	0	0	0	0	0	0	1	0	0	0	7	1	2	3
TRAVIS ZAJAC	0	0	0	0	0	0	6	1	3	4	6	1	3	4
VLADIMIR ZHARKOV	0	0	0	0	0	0	2	0	0	0	2	0	0	0
MAREK ZIDICKY	0	0	0	0	0	0	-	-	-	-	28	3	16	19
DAINIUS ZUBRUS	0	0	0	0	0	0	6	1	2	3	22	3	4	7

GOALTENDING HISTORY vs. SHARKS

GOALTENDER	2012-13					WITH DEVILS					CAREER				
	MIN	GA	SO	GAA	W L OT	MIN	GA	SO	GAA	W L OT	MIN	GA	SO	GAA	W L OT
MARTIN BRODEUR	0	0	0	-	0 0 0	1140	47	0	2.47	10 7 2	1140	47	0	2.47	10 7 2
CORY SCHNEIDER	184	9	0	2.93	0 2 1	-	-	-	-	-	389	23	0	3.55	3 3 1

SAN JOSE SHARKS

SAP CENTER AT SAN JOSE • SAN JOSE, CA
(408) 287-7070 • Fax (408) 999-5797
www.sjsharks.com



OwnersSan Jose Sports & Entertainment Enterprises
Executive Vice President & General ManagerDoug Wilson
Vice President & Assistant General ManagerWayne Thomas
Assistant General ManagerJoe Will
Head CoachTodd McLellan
Associate CoachLarry Robinson
Assistant CoachesJim Johnson, Jay Woodcroft
Goaltending Development CoachCorey Schwab
Strength & Conditioning CoordinatorMike Potenza
Head Athletic TrainerRay Tufts
Equipment ManagerMike Aldrich
Director of Media RelationsScott Emmert
Media Relations ManagerBen Guerrero
TelevisionComcast SportsNet California
RadioKFOX (98.5 FM & 102.1 FM)

2012-13 LEADERS

GoalsLogan Couture, 21 **PIM**Ryan Clowe, 79
AssistsJoe Thornton, 33 **GAA**Antti Niemi, 2.16
PointsJoe Thornton, 40 **Wins**Antti Niemi, 24
+/-L. Couture, M. Havlat, +7 **ShO**Antti Niemi, 4

OTHER INFORMATION

Leading Scorer vs. NJPatrick Marleau, 7g-7a-14pts
Leading Scorer vs. SJPatrik Elias, 7g-10a-17pts,
 Scott Niedermayer, 4g-13a-17pts
Last TradeDevils obtained Jim Fahey, Alexander Korolyuk for
 Vladimir Malakhov, #1 2007 Draft Pick
 (later traded to St. Louis-David Perron) (10/01/06)
Stanley CupsNone
2013-14 Schedule vs. SJMar. 2 @ NJ; Nov. 23 @ SJ



MCLELLAN



THORNTON

INDIVIDUAL SCORING vs. DEVILS

PLAYER	2012-13						CAREER			
	GP	G	A	PTS	+/-	PIM	GP	G	A	PTS
DAN BOYLE	0	0	0	0	0	0	30	1	9	10
ADAM BURISH	0	0	0	0	0	0	4	0	0	0
BRENT BURNS	0	0	0	0	0	0	1	1	2	2
LOGAN COUTURE	0	0	0	0	0	0	3	0	1	1
JASON DEMERS	0	0	0	0	0	0	4	0	1	1
SCOTT HANNAN	0	0	0	0	0	0	12	0	3	3
MARTIN HAVLAT	0	0	0	0	0	0	22	5	13	18
TYLER KENNEDY	4	0	1	1	1-	0	27	1	5	6
PATRICK MARLEAU	0	0	0	0	0	0	18	7	7	14
JOHN MCCARTHY	0	0	0	0	0	0	1	0	0	0
ANTTI NIEMI	0	0	0	0	-	0	3	0	0	0
JOE PAVELSKI	0	0	0	0	0	0	7	3	2	5
JAMES SHEPPARD	0	0	0	0	0	0	3	0	0	0
ANTHONY STEWART	0	0	0	0	0	0	15	1	5	6
BRAD STUART	0	0	0	0	0	0	15	1	5	6
JOE THORNTON	0	0	0	0	0	0	34	18	24	42
RAFFI TORRES	0	0	0	0	0	0	7	3	0	3
M.E. VLASIC	0	0	0	0	0	0	6	0	1	1

GOALTENDING HISTORY vs. DEVILS

GOALTENDER	2012-13					CAREER				
	MIN	GA	SO	GAA	W L OT	MIN	GA	SO	GAA	W L OT
ANTTI NIEMI	0	0	0	-	0 0 0	188	6	0	1.91	2 1 0

YEAR	HOME		ROAD		TOTAL		GF-GA	SF-SA	PIM	PP/PK
	W-L-O/T	W-L-O/T	W-L-O/T	W-L-O/T	W-L-O/T	W-L-O/T				
1991-92	2-0-0	0-1-0	2-1-0	15-6	109-81	87-96	4-16/2-15			
1992-93	1-0-0	1-0-0	2-0-0	11-1	89-59	36-46	4-10/0-5			
1993-94	0-1-0	1-0-0	1-1-0	4-5	47-41	21-21	1-3/1-3			
1994-95	0-0-0	0-0-0	0-0-0	0-0	0-0	0-0	0-0/0-0			
1995-96	0-1-0	0-0-1	0-1-1	4-5	70-42	53-49	1-9/0-11			
1996-97	1-0-0	1-0-0	2-0-0	6-2	65-48	12-28	2-9/0-4			
1997-98	0-1-0	1-0-0	1-1-0	7-6	45-38	76-84	4-15/3-11			
1998-99	0-0-1	0-1-0	0-1-1	4-6	67-47	12-10	2-5/2-6			
1999-00	1-0-0	0-1-0	1-1-0	6-5	76-41	44-62	0-7/0-6			
2000-01	0-1-0	1-0-0	1-1-0	5-5	44-41	35-24	1-8/2-8			
2001-02	1-0-0	0-0-0	1-0-0	6-1	37-25	17-21	2-6/0-4			
2002-03	0-0-0	1-0-0	1-0-0	5-4	36-36	17-9	0-1/1-5			
2003-04	1-0-0	0-0-0	1-0-0	3-2	32-15	2-6	0-3/0-1			
2005-06	0-0-0	0-0-0	0-0-0	0-0	0-0	0-0	0-0/0-0			
2006-07	0-0-0	0-1-0	0-1-0	0-2	24-27	4-6	0-3/0-2			
2007-08	1-0-0	0-0-0	1-0-0	3-2	20-32	8-2	0-1/1-4			
2008-09	1-0-0	0-0-0	1-0-0	6-5	29-32	10-16	3-8/2-5			
2009-10	0-0-0	1-0-0	1-0-0	4-3	25-20	2-6	1-3/1-1			
2010-11	1-0-0	0-1-0	1-1-0	4-6	52-71	42-30	2-9/1-5			
2011-12	0-0-1	0-0-0	0-0-1	3-4	19-41	15-13	1-4/0-5			
2012-13	0-0-0	0-0-0	0-0-0	0-0	0-0	0-0	0-0/0-0			
TOTALS	10-4-2	7-5-1	17-9-3	96-70	886-737	493-529	28-120/16-101			



ALL-TIME RECORD

	GP	W	L	O/T	OTL	PTS	GF	GA
DEVILS	55	26	21	7	1	60	179	179
at New Jersey	27	15	9	3	0	33	82	70
at St. Louis	28	11	12	4	1	27	97	109

INDIVIDUAL SCORING vs. BLUES

PLAYER	2012-13							WITH DEVILS					CAREER				
	GP	G	A	PTS	+/-	PIM	S	GP	G	A	PTS	PIM	GP	G	A	PTS	PIM
KRYS BARCH	0	0	0	0	0	0	0	-	-	-	-	-	15	1	2	3	52
STEVE BERNIER	0	0	0	0	0	0	0	1	0	0	0	0	16	5	5	10	10
MARTIN BRODEUR	0	0	0	0	-	0	0	16	0	0	0	4	16	0	0	0	4
RYAN CARTER	0	0	0	0	0	0	0	0	0	0	0	0	6	0	0	0	9
RYANE CLOWE	3	0	1	1	4	-	2	-	-	-	-	-	22	6	10	16	29
PATRIK ELIAS	0	0	0	0	0	0	0	16	5	9	14	2	16	5	9	14	2
MARK FAYNE	0	0	0	0	0	0	0	1	0	0	0	0	1	0	0	0	0
STEPHEN GIONTA	0	0	0	0	0	0	0	1	0	0	0	2	1	0	0	0	2
ANDY GREENE	0	0	0	0	0	0	0	4	0	1	1	0	4	0	1	1	0
PETER HARROLD	0	0	0	0	0	0	0	0	0	0	0	0	8	0	1	1	2
ADAM HENRIQUE	0	0	0	0	0	0	0	1	1	0	1	0	1	1	0	1	0
JAROMIR JAGR	1	1	0	1	0	0	4	-	-	-	-	-	25	7	16	23	19
CAM JANSSEN	0	0	0	0	0	0	0	2	0	0	0	5	2	0	0	0	5
JACOB JOSEFSON	0	0	0	0	0	0	0	1	0	0	0	0	1	0	0	0	0
ANDREI LOKTIONOV	0	0	0	0	0	0	0	-	-	-	-	-	1	0	1	1	0
ROSTISLAV OLESZ	0	0	0	0	0	0	0	-	-	-	-	-	6	0	0	0	2
ROD PELLEY	0	0	0	0	0	0	0	2	0	0	0	0	3	0	0	0	0
MICHAEL RYDER	1	1	0	1	0	0	4	-	-	-	-	-	12	5	3	8	0
BRYCE SALVADOR	0	0	0	0	0	0	0	3	0	1	1	0	3	0	1	1	0
CORY SCHNEIDER	2	0	0	0	-	0	0	-	-	-	-	-	4	0	0	0	0
MATTIAS TEDENBY	0	0	0	0	0	0	0	1	1	0	1	0	1	1	0	1	0
ANTON VOLCHENKOV	0	0	0	0	0	0	0	2	0	0	0	0	7	0	1	1	2
TRAVIS ZAJAC	0	0	0	0	0	0	0	4	0	1	1	0	4	0	1	1	0
MAREK ZIDICKY	0	0	0	0	0	0	0	-	-	-	-	-	38	3	18	21	43
DAINIUS ZUBRUS	0	0	0	0	0	0	0	4	0	0	0	0	14	4	2	6	4

GOALTENDING HISTORY vs. BLUES

GOALTENDER	2012-13					WITH DEVILS					CAREER				
	MIN	GA	SO	GAA	W L OT	MIN	GA	SO	GAA	W L OT	MIN	GA	SO	GAA	W L OT
MARTIN BRODEUR	0	0	0	-	0 0 0	976	40	1	2.46	9 5 2	976	40	1	2.46	9 5 2
CORY SCHNEIDER	124	3	0	1.45	1 0 1	-	-	-	-	-	244	8	0	1.97	2 1 1

YEAR	HOME		ROAD		TOTAL		GF-GA	SF-SA	PIM	PP/PK
	W-L-O/T	W-L-O/T	W-L-O/T	W-L-O/T	W-L-O/T	W-L-O/T				
1982-83	0-0-1	0-2-0	0-2-1	0-1-5	6-15	63-96	60-62	0-11/3-10		
1983-84	0-2-0	0-1-0	0-3-0	12-15	82-82	63-49	4-12/3-14			
1984-85	0-0-1	0-2-0	0-2-1	11-20	91-96	38-51	1-15/4-10			
1985-86	1-1-0	0-1-0	1-2-0	6-7	103-86	24-34	2-15/1-10			
1986-87	0-1-0	2-0-0	2-1-0	13-11	74-109	60-53	1-8/2-10			
1987-88	2-0-0	1-0-0	3-0-0	17-7	80-61	48-50	3-12/2-16			
1988-89	1-0-0	1-1-0	2-1-0	10-11	73-83	51-39	3-10/4-18			
1989-90	2-0-0	0-1-0	2-1-0	5-10	81-78	71-70	1-11/2-11			
1990-91	0-1-0	1-1-0	1-2-0	11-11	99-86	76-70	5-11/1-13			
1991-92	2-0-0	0-1-0	2-1-0	12-9	110-73	95-104	2-14/2-21			
1992-93	1-0-0	0-0-1	1-0-1	6-5	73-63	40-38	1-11/3-12			
1993-94	1-0-0	0-0-1	1-0-1	11-7	76-62	44-38	2-6/4-9			
1994-95	0-0-0	0-0-0	0-0-0	0-0	0-0	0-0	0-0/0-0			
1995-96	1-0-0	0-0-1	1-0-1	8-6	52-64	26-26	1-6/2-6			
1996-97	0-1-0	1-0-0	1-1-0	5-5	53-53	6-10	0-4/0-2			
1997-98	0-1-0	0-0-1	0-1-1	5-7	46-51	37-39	1-8/2-7			
1998-99	1-0-0	1-0-0	2-0-0	6-2	47-61	16-20	2-7/1-5			
1999-00	1-0-0	0-1-0	1-1-0	3-4	50-54	18-20	0-9/1-8			
2000-01	0-0-0	0-1-0	0-1-0	3-4	31-25	10-4	1-1/1-4			
2001-02	1-0-0	0-0-0	1-0-0	2-1	24-28	4-6	0-3/0-2			
2002-03	1-0-0	1-0-0	2-0-0	7-4	61-46	6-10	0-5/0-3			
2003-04	0-0-0	1-0-0	1-0-0	4-1	25-31	14-18	0-4/0-2			
2005-06	0-0-0	1-0-0	1-0-0	5-3	20-29	14-24	1-2/1-2			
2006-07	0-1-0	0-0-0	0-1-0	2-3	26-23	9-11	0-3/0-2			
2007-08	0-0-0	0-0-0	0-0-0	0-0	0-0	0-0	0-0/0-0			
2008-09	0-0-0	1-0-0	1-0-0	4-3	26-31	2-6	0-3/0-1			
2009-10	0-1-0	0-0-0	0-1-0	0-1	29-20	11-13	0-3/0-2			
2010-11	0-0-0	0-1-0	0-1-0	2-3	37-27	8-6	0-3/1-4			
2011-12	0-0-1	0-0-0	0-0-1	3-4	27-26	15-6	1-3/0-1			
2012-13	0-0-0	0-0-0	0-0-0	0-0	0-0	0-0	0-0/0-0			
TOTALS	15-9-3	11-13-4	26-22-7	179-179	1559-1544	866-877	32-200/40-205			

ST. LOUIS BLUES

SCOTTRADE CENTER • ST. LOUIS, MO
(314) 622-2500 • Fax (314) 622-2582
www.stlouisblues.com



Chairman & Governor	Tom Stillman
Pres. of Hockey Operations & GM/Alt. Governor	Doug Armstrong
Exec. Vice President	Brett Hull
Vice President, Hockey Operations	Dave Taylor
Assistant General Manager	Kevin McDonald
Senior Advisor to the GM	Al MacInnis
Head Coach	Ken Hitchcock
Associate Coach	Brad Shaw
Assistant Coaches	Ryan Bennett, Gary Agnew
Goaltending Consultant	Corey Hirsch
Strength & Conditioning Coach	Nelson Aoyotte
Head Medical Trainer	Ray Barile
Equipment Manager	Bert Godin
Senior Vice President, Marketing & Public Relations	Michael Caruso
Senior Director of Media Relations & Team Services	Rich Jankowski
Television	FOX Sports Midwest
Radio	KMOX (1120 AM)

2012-13 LEADERS

Goals	Chris Stewart, 18	PIM	Ryan Reaves, 79
Assists	David Backes, 22	GAA	Jaroslav Halak, 2.14
Points	Chris Stewart, 36	Wins	Brian Elliott, 14
+/-	Barret Jackman, +6	ShO	J. Halak, B. Elliott, 3

OTHER INFORMATION

Leading Scorer vs. NJ	Brett Hull, 15g-10a-25pts
Leading Scorer vs. STL	John MacLean, 13g-9a-22pts
Last Trade	Devils obtained Matt D'Agostini, conditional #7 2015 Draft Pick for conditional #5 2015 Draft Pick (03/22/13)
Stanley Cups	None
2013-14 Schedule vs. STL	Jan. 21 @ NJ; Jan. 28 @ STL



HITCHCOCK



BACKES

INDIVIDUAL SCORING vs. DEVILS

PLAYER	2012-13							CAREER				
	GP	G	A	PTS	+/-	PIM	S	GP	G	A	PTS	PIM
KEITH AUCCOIN	5	1	1	2	1	0	8	10	3	2	5	4
DAVID BACKES	0	0	0	0	0	0	0	5	1	3	4	2
PATRIK BERGLUND	0	0	0	0	0	0	0	4	1	0	1	2
JAY BOUWMEESTER	0	0	0	0	0	0	0	26	4	4	8	8
TAYLOR CHORNEY	0	0	0	0	0	0	0	1	0	0	0	0
BRIAN ELLIOTT	0	0	0	0	-	0	0	5	0	0	0	0
EVGENY GRACHEV	0	0	0	0	0	0	0	2	0	0	0	0
JAROSLAV HALAK	0	0	0	0	-	0	0	7	0	0	0	0
BARRET JACKMAN	0	0	0	0	0	0	0	7	0	5	5	7
MAXIM LAPIERRE	0	0	0	0	0	0	0	15	1	2	3	2
JORDAN LEOPOLD	0	0	0	0	0	0	0	18	3	4	7	2
SCOTT NICHOL	0	0	0	0	0	0	0	10	1	2	3	8
T.J. OSHIE	0	0	0	0	0	0	0	3	0	1	1	0
MAGNUS PAARJARI	0	0	0	0	0	0	0	2	0	0	0	0
ALEX PIETRANGELO	0	0	0	0	0	0	0	2	1	0	1	0
ROMAN POLAK	0	0	0	0	0	0	0	3	0	2	2	2
CHRIS PORTER	0	0	0	0	0	0	0	2	0	1	1	0
RYAN REAVES	0	0	0	0	0	0	0	1	0	0	0	0
DEREK ROY	0	0	0	0	0	0	0	26	3	11	14	16
KEVIN SHATTENKIRK	0	0	0	0	0	0	0	1	0	0	0	0
VLADIMIR SOBOTKA	0	0	0	0	0	0	0	11	0	1	1	2
ALEX STEEN	0	0	0	0	0	0	0	14	4	2	6	4
CHRIS STEWART	0	0	0	0	0	0	0	4	3	3	6	2
RYAN WHITNEY	0	0	0	0	0	0	0	26	0	16	16	18
JEFF WOYWITKA	0	0	0	0	0	0	0	2	0	1	1	0

GOALTENDING HISTORY vs. DEVILS

GOALTENDER	2012-13					CAREER				
	MIN	GA	SO	GAA	W L OT	MIN	GA	SO	GAA	W L OT
BRIAN ELLIOTT	0	0	0	-	0 0 0	276	10	1	2.17	2 3 0
JAROSLAV HALAK	0	0	0	-	0 0 0	371	17	0	2.75	2 3 1



ALL-TIME RECORD									
DEVILS	GP	W	L	O/T	OTL	PTS	GF	GA	
at New Jersey	82	50	20	10	2	112	276	189	
at Tampa Bay	42	28	10	3	1	60	151	95	
	40	22	10	7	1	52	125	94	

2012-13 SUMMARY

NEW JERSEY	GP	W	L	OT	PTS	GF	GA	SF	SA	PIM	PP	SHG
TAMPA BAY	3	1	1	1	3	10	12	79	69	37	4-11, 36.4%	3
	3	1	1	1	3	12	10	69	79	41	0-9, 0.0%	0

DATE	GAME#	RES	SCORE	LOCATION	GOALTENDERS	W/D GOAL
02/07/13	10	W	4-2	@ DEVILS	BRODEUR/Lindback	GREENE
03/05/13	23	L	2-5	@ DEVILS	*HEDBERG/LINDBACK	Killorn
03/29/13	34	Ls	4-5	@ Tampa Bay	BRODEUR/Garon	Purcell

* - Hedberg replaced by Kinkaid at 33:13.

INDIVIDUAL SCORING vs. LIGHTNING

PLAYER	2012-13						WITH DEVILS				CAREER			
	GP	G	A	PTS	+/-	PIM	GP	G	A	PTS	GP	G	A	PTS
KRYS BARCH	2	0	0	0	0	7	0	0	0	0	7	0	0	0
STEVE BERNIER	3	0	0	0	6-	0	5	5	0	1	13	1	2	3
MARTIN BRODEUR	2	0	0	0	-	0	0	63	0	3	63	0	3	0
RYAN CARTER	3	1	1	2	3-	0	5	7	2	3	15	3	3	6
PATRIK ELIAS	3	2	2	4	1-	0	9	49	17	31	49	17	31	48
MARK FAYNE	3	0	0	0	3-	2	4	11	1	1	11	1	1	2
STEPHEN GIONTA	3	0	0	0	5-	2	1	3	0	0	2	3	0	0
ANDY GREENE	3	2	2	4	2	0	4	20	2	6	20	2	6	8
PETER HARROLD	1	0	0	0	3-	0	1	2	0	0	3	1	0	1
ADAM HENRIQUE	3	2	0	2	1	2	4	7	3	5	7	3	5	8
JAROMIR JAGR	1	0	0	0	0	0	0	-	-	-	63	32	40	72
CAM JANSEN	1	0	0	0	0	2	0	6	0	0	9	0	0	0
JACOB JOSEFSON	1	0	0	0	1-	0	1	5	1	0	5	1	0	1
KEITH KINKAID	1	0	0	0	-	0	0	1	0	0	1	0	0	0
ADAM LARSSON	2	0	0	0	0	2	0	5	0	1	6	5	0	1
ANDREI LOKTIONOV	2	1	0	1	1-	0	5	2	1	0	3	1	0	1
STEFAN MATTEAU	1	0	0	0	0	0	1	1	0	0	1	0	0	0
MICHAEL RYDER	2	0	3	3	1	0	9	-	-	-	30	9	14	23
BRYCE SALVADOR	3	0	0	0	4-	4	0	16	0	2	28	2	2	4
TIM SESTITO	1	0	0	0	0	0	0	4	0	1	1	0	1	1
ANTON VOLCHENKOV	2	0	1	1	1-	0	2	7	0	1	4	22	0	6
TRAVIS ZAJAC	3	0	1	1	3-	0	7	24	4	13	17	4	13	17
MAREK ZIDICKY	3	0	1	1	2-	0	7	5	1	1	11	1	5	6

Also with career statistics vs. Lightning: RYANE CLOWE (- - - - with Devils/7-3-2-5-11 career); ROSTISLAV OLESZ (- - - - /31-5-7-12-6); ROD PELLEY (12-0-1-1-4/13-0-1-1-4); CORY SCHNEIDER (- - - - /2-0-2-2-0); MATTIAS TEDENBY (4-0-0-0-2/4-0-0-0-2); ALEXANDER URBOM (1-0-0-0-7/1-0-0-0-7); DAINIUS ZUBRUS (18-8-7-15-10/65-18-21-39-40).

GOALTENDING HISTORY vs. LIGHTNING

GOALTENDER	2012-13						WITH DEVILS						CAREER					
	MIN	GA	SO	GAA	W	L	OT	MIN	GA	SO	GAA	W	L	OT	MIN	GA	SO	GAA
MARTIN BRODEUR	125	6	0	2.88	1	0	1	3707	132	5	2.14	37	16	8	3707	132	5	2.14
KEITH KINKAID	26	1	0	2.31	0	0	0	26	1	0	2.31	0	0	0	26	1	0	2.31
CORY SCHNEIDER	0	0	0	-	0	0	0	-	-	-	-	-	-	-	126	9	0	4.29

YEAR	HOME W-L-O/T	ROAD W-L-O/T	TOTAL W-L-O/T	GF-GA	SF-SA	PIM	PP/PK
1992-93	1-0-0	1-0-0	2-0-0	11-3	51-54	36-30	0-7/1-9
1993-94	3-0-0	1-0-1	4-0-1	17-13	177-145	74-58	3-13/5-23
1994-95	0-1-1	1-1-0	1-2-1	7-8	112-108	41-51	1-18/2-13
1995-96	2-0-0	1-1-1	3-1-1	19-10	154-157	71-71	6-23/2-18
1996-97	3-0-0	1-1-1	4-1-1	18-10	172-177	65-99	4-23/2-17
1997-98	3-0-0	2-0-0	5-0-0	21-7	157-110	103-141	7-24/0-21
1998-99	2-0-0	1-1-0	3-1-0	14-7	133-100	43-55	6-16/1-9
1999-00	1-1-0	2-0-0	3-1-0	12-9	132-89	82-62	4-14/2-20
2000-01	2-0-0	2-0-0	4-0-0	25-4	135-85	54-70	9-19/1-16
2001-02	0-1-1	0-2-0	0-3-1	7-11	144-67	70-62	2-11/3-18
2002-03	1-1-0	0-0-2	1-1-2	11-9	125-103	97-71	3-9/3-13
2003-04	0-2-0	0-2-0	0-4-0	6-12	101-99	31-37	1-12/1-9
2005-06	1-1-0	1-0-1	2-1-1	18-13	99-133	57-61	4-22/4-17
2006-07	0-1-1	1-1-0	1-2-1	6-10	110-115	26-30	3-15/2-13
2007-08	2-0-0	1-1-0	3-1-0	12-7	111-104	58-86	3-18/3-13
2008-09	2-0-0	2-0-0	4-0-0	19-12	162-119	38-34	4-11/3-13
2009-10	1-1-0	2-0-0	3-1-0	11-10	126-101	62-58	3-14/4-16
2010-11	2-0-0	1-1-0	3-1-0	14-8	98-114	27-21	1-8/3-11
2011-12	1-1-0	2-0-0	3-1-0	18-14	106-95	49-53	5-19/2-17
2012-13	1-1-0	0-0-1	1-1-1	10-12	79-69	37-41	4-11/0-9
TOTALS	28-11-3	22-11-7	50-22-10	276-189	2484-2144	1121-1191	73-307/44-295

TAMPA BAY LIGHTNING

TAMPA BAY TIMES FORUM • TAMPA, FL
(813) 301-6500 • Fax (813) 301-1480
www.tampabaylightning.com



Owner, Governor & Chairman	Jeff Vinik
CEO & Alternate Governor	Tod Leiweke
Chief Operating Officer	Steve Griggs
Vice President & General Manager	Steve Yzerman
Assistant General Manager	Julien BriseBois
Assistant General Manager/Dir. of Player Personnel	Pat Verbeek
Sr. Advisor to the General Manager	Tom Kurvers
Head Coach	Jon Cooper
Assistant Coaches	Rick Bowness, George Gwozdecky
Goaltending Consultant	Frantz Jean
Strength & Conditioning Coach	Mark Lambert
Head Athletic Trainer	Tom Mulligan
Equipment Manager	Ray Thill
Executive Vice President of Communications	Bill Wickett
Media Relations Manager	Brian Breseman
Television	SunSports Network
Radio	WDAE (970 AM)

2012-13 LEADERS

Goals	Steven Stamkos, 29	PIM	B.J. Crombeen, 112
Assists	Martin St. Louis, 43	GAA	A. Lindback, M. Garon, 2.90
Points	Martin St. Louis, 60	Wins	Anders Lindback, 10
+/-	T. Pyatt, S. Salo, +5	ShO	Ben Bishop, 1

OTHER INFORMATION

Leading Scorer vs. NJ	Vincent Lecavalier, 16g-28a-44pts
Leading Scorer vs. TB	Patrik Elias 17g-31a-48pts
Last Trade	Devils obtained Andrei Zyuzin for Josef Boumedienne, Sascha Goc, rights to Anton But (11/09/01)
Stanley Cups	1 (2003-04)
2013-14 Schedule vs. TB	Oct. 29, Dec. 14 @ NJ; Mar. 15 @ TB



COOPER



ST. LOUIS

INDIVIDUAL SCORING vs. DEVILS

PLAYER	2012-13						CAREER			
	GP	G	A	PTS	+/-	PIM	GP	G	A	PTS
KEITH AULIE	3	0	1	1	2	9	5	7	0	2
BEN BISHOP	2	0	0	0	-	0	3	0	0	0
ERIC BREWER	3	0	0	0	2	20	1	6	7	16
MATT CARLE	3	1	1	2	3	0	3	27	3	11
B.J. CROMBEEN	1	1	0	1	1	0	3	6	1	0
VALTERI FILPPULA	1	0	1	1	1-	0	2	5	1	2
RADKO GUDAS	1	0	1	1	1	7	2	1	0	1
VICTOR HEDMAN	3	0	0	0	2	4	1	14	0	6
TYLER JOHNSON	1	0	0	0	0	0	1	1	0	0
ALEX KILLORN	2	2	2	4	3	0	3	2	2	4
PIERRE-CEDRIC LABRIE	1	0	0	0	0	7	1	1	0	0
BRIAN LEE	1	0	0	0	1	0	0	12	1	2
ANDERS LINDBACK	2	0	0	0	-	0	0	3	0	0
RYAN MALONE	1	0	0	0	1-	0	0	42	16	6
ONDREJ PALAT	2	0	1	1	3	0	3	2	0	1
RICHARD PANIK	1	0	1	1	1	0	1	1	0	1
TEDDY PURCELL	3	0	0	0	2-	0	2	13	1	3
TOM PYATT	3	0	0	0	0	0	1	13	1	0
SAMI SALO	3	0	1	1	1	2	2	17	1	2
MARTIN ST. LOUIS	3	1	4	5	4	2	4	48	19	27
STEVEN STAMKOS	3	2	2	4	0	2	12	19	11	10
ANDREJ SUSTUP	1	0	0	0	0	0	1	1	0	0
NATE THOMPSON	3	4	1	5	5	0	6	14	4	1
DANA TYRELL	1	0	0	0	0	0	0	6	0	1

Also with career statistics vs. Devils: MIKE ANGELIDIS (1-0-0-0-0); BRETT CONNOLLY (3-0-0-0-0); MARTINS KARSUMS (2-1-0-1-0); EVAN OBERG (1-0-0-0-0); MATTIAS OHLUND (20-2-4-6-14).

GOALTENDING HISTORY vs. DEVILS

GOALTENDER	2012-13						CAREER					
	MIN	GA	SO	GAA	W	L	OT	MIN	GA	SO	GAA	W
BEN BISHOP	130	3	0	1.38	2	0	0	189	4	0	1.27	2
ANDERS LINDBACK	119	6	0	3.03	1	1	0	179	7	0	2.35	2



ALL-TIME RECORD										
DEVILS	GP	W	L	O/T	OTL	PTS	GF	GA		
at New Jersey	94	38	39	16	1	93	282	288		
at Toronto	46	21	14	10	1	53	156	141		
	48	17	25	6	0	40	126	147		

2012-13 SUMMARY

NEW JERSEY	GP	W	L	OT	PTS	GF	GA	SF	SA	PIM	PP	SHG
TORONTO	3	3	0	0	0	3	8	90	54	28	0-13, 0.0%	0
	3	3	0	0	6	8	3	50	90	30	2-12, 16.7%	0

DATE	GAME#	RES	SCORE	LOCATION	GOALTENDERS	W/D GOAL
03/04/13	22	L	2-4	@ Toronto	HEDBERG/Reimer	MacArthur
04/06/13	38	L	1-2	@ DEVILS	BRODEUR/Reimer	Bozak
04/15/13	42	L	0-2	@ Toronto	BRODEUR/Reimer	Kessel

INDIVIDUAL SCORING vs. MAPLE LEAFS

PLAYER	2012-13						WITH DEVILS				CAREER			
	GP	G	A	PTS	+/-	PIM	GP	G	A	PTS	GP	G	A	PTS
KRYS BARCH	1	0	0	0	2	0	0	1	0	0	0	8	1	0
STEVE BERNIER	3	0	0	0	1	0	4	5	0	0	0	16	1	2
MARTIN BRODEUR	2	0	0	0	-	0	0	53	0	2	2	4	0	2
RYAN CARTER	3	0	2	2	1	0	3	6	0	2	2	12	0	3
RYANE CLOWE	2	0	0	0	1	7	5	-	-	-	-	7	1	0
PATRIK ELIAS	3	0	0	0	4	0	8	51	14	18	32	33	51	14
MARK FAYNE	3	0	0	0	0	2	2	10	1	3	4	4	10	1
STEPHEN GIONTA	3	0	0	0	1	4	6	4	0	0	0	4	4	0
ANDY GREENE	3	0	0	0	3	0	6	22	0	8	8	0	22	0
PETER HARROLD	2	0	0	0	1	0	0	3	0	0	0	0	5	0
ADAM HENRIQUE	3	0	0	0	0	0	9	7	1	4	5	0	7	1
ADAM LARSSON	2	0	0	0	1	0	3	5	0	2	2	0	5	0
ANDREI LOKTIONOV	3	0	0	0	1	2	3	3	0	0	0	2	4	0
STEFAN MATTEAU	1	0	0	0	1	2	1	1	0	0	0	2	1	0
MICHAEL RYDER	3	0	0	0	2	2	4	-	-	-	-	50	13	26
BRYCE SALVADOR	2	0	0	0	2	0	4	16	0	1	1	8	23	0
TRAVIS ZAJAC	3	0	0	0	3	4	7	23	4	3	7	6	23	4
MAREK ZIDICKY	3	2	1	3	0	4	6	4	2	1	3	4	10	3
DAINIUS ZUBRUS	2	0	0	0	0	0	1	22	6	5	11	4	52	12

Also with career statistics vs. Maple Leafs: JAROMIR JAGR (- - - - with Devils/48-31-42-73-30 career); CAM JANSSEN (9-0-0-0-24/12-0-0-48); JACOB JOSEFSON (3-1-1-2-2/3-1-1-2-2); ROSTISLAV OLESZ (- - - - /18-4-4-8-12); ROD PELLEY (9-1-2-3-0/9-1-2-3-0); TIM SESTITO (2-0-0-0-0/2-0-0-0-0); MATTIAS TEDENBY (6-1-0-1-2/6-1-0-1-2); ANTON VOLCHENKOV (6-0-1-1-4/46-0-9-34).

GOALTENDING HISTORY vs. MAPLE LEAFS

GOALTENDER	2012-13					WITH DEVILS					CAREER				
	MIN	GA	SO	GAA	W L OT	MIN	GA	SO	GAA	W L OT	MIN	GA	SO	GAA	W L OT
MARTIN BRODEUR	118	3	0	1.53	0 2 0	3185	135	3	2.54	22 10 10	3185	135	3	2.54	22 10 10

YEAR	HOME W-L-O/T	ROAD W-L-O/T	TOTAL W-L-O/T	GF-GA	SF-SA	PIM	PP/PK
1982-83	1-0-1	0-0-1	1-0-2	16-12	79-86	52-72	6-17/5-15
1983-84	0-1-0	0-2-0	0-3-0	6-14	98-96	73-73	2-18/2-18
1984-85	2-0-0	1-0-0	3-0-0	14-5	108-77	52-67	2-18/2-16
1985-86	0-1-0	1-1-0	1-2-0	17-20	95-98	36-46	5-16/4-13
1986-87	1-1-0	0-1-0	1-2-0	7-12	83-96	36-57	2-17/1-10
1987-88	1-0-0	1-1-0	2-1-0	16-10	97-90	64-75	6-20/2-14
1988-89	2-0-0	0-1-0	2-1-0	17-9	106-69	60-88	9-26/4-18
1989-90	0-1-0	1-1-0	1-2-0	10-14	97-89	166-169	3-24/2-11
1990-91	2-0-0	0-1-0	2-1-0	10-11	113-62	76-69	2-11/3-12
1991-92	0-1-0	0-1-1	0-2-1	12-15	104-103	49-45	2-9/2-11
1992-93	1-0-0	0-1-0	1-1-0	8-4	51-66	34-24	1-6/0-11
1993-94	1-0-0	0-1-0	1-1-0	4-4	70-53	54-60	3-8/0-10
1994-95	0-0-0	0-0-0	0-0-0	0-0	0-0	0-0	0-0/0-0
1995-96	0-1-0	0-0-1	0-1-1	3-4	52-67	42-28	0-6/0-8
1996-97	0-0-1	1-0-0	1-0-1	8-5	75-52	19-23	1-7/0-5
1997-98	1-0-0	1-0-0	2-0-0	7-2	64-56	25-23	0-3/0-4
1998-99	0-1-1	1-1-0	1-2-1	11-11	122-104	120-73	2-12/1-13
1999-00	0-1-1	0-2-0	0-3-1	8-15	122-101	52-42	3-15/2-20
2000-01	0-0-1	1-1-0	1-1-1	9-9	88-89	50-52	1-10/2-14
2001-02	2-0-0	1-0-1	3-0-1	11-6	120-94	143-108	3-17/2-18
2002-03	1-1-0	0-2-0	1-3-0	5-6	153-74	22-34	2-17/2-11
2003-04	0-0-2	1-1-0	1-1-2	4-6	105-94	39-37	0-12/3-13
2005-06	0-2-0	0-2-0	0-4-0	9-16	136-98	42-72	4-23/4-14
2006-07	1-0-1	1-1-0	2-1-1	13-13	99-117	30-48	4-19/3-10
2007-08	2-0-0	2-0-0	4-0-0	12-6	109-149	34-34	2-15/2-15
2008-09	0-1-1	1-0-1	1-1-2	11-15	158-125	39-47	3-16/4-12
2009-10	2-0-0	0-1-1	2-1-1	10-12	114-101	41-37	2-11/3-13
2010-11	1-1-0	1-1-0	2-2-0	8-10	132-105	42-44	2-16/3-14
2011-12	0-1-1	2-0-0	2-1-1	13-14	126-103	27-37	4-11/0-6
2012-13	0-1-0	0-2-0	0-3-0	3-8	90-54	28-30	0-13/2-12
TOTALS	21-15-10	17-25-6	38-40-16	282-288	2666-2568	1547-1614	76-413/60-361

TORONTO MAPLE LEAFS

AIR CANADA CENTRE • TORONTO, ONT.
(416) 815-5700 • Fax (416) 359-9331
www.mapleleafs.com



Chairman of the Board, MLSE & Governor Lawrence M. Tanenbaum
Alternate Governor Dale Lastman
President & CEO, MLSE Tim Leiweke
General Manager & Senior Vice President Dave Nonis
Vice President of Hockey Operations Dave Poulin
Vice President & Assistant General Manager Claude Loiselle
Senior Advisor Cliff Fletcher
Head Coach Randy Carlyle
Assistant Coaches Greg Cronin, Dave Farrish, Scott Gordon, Chris Dennis
Goaltending Coach Rick St. Croix
Strength & Conditioning Coach Anthony Belza
Head Athletic Therapist Paul Ayotte
Equipment Manager Brian Papineau
Director, Media Relations Pat Park
Manager, Media Relations Craig Downey
Television Leafs TV, Rogers SportsNet, TSN, CBC
Radio Tack Radio (640 AM)



CARLYLE

2012-13 LEADERS

Goals Phil Kessel, 20 **PIM** Colton Orr, 155
Assists Phil Kessel, 32 **GAA** James Reimer, 2.46
Points Phil Kessel, 52 **Wins** James Reimer, 19
+/- Mark Fraser, +18 **ShO** James Reimer, 4

OTHER INFORMATION

Leading Scorer vs. NJ Tomas Kaberle, 5g-25a-30pts
Leading Scorer vs. Tor. Patrik Elias, 14g-18a-32pts
Last Trade Devils obtained Martin Skoula for #5 2010 Draft Pick (Sam Carrick) (03/03/10)
Stanley Cups 13 (last time 1966-67)
2013-14 Schedule vs. Tor. Mar. 23 @ NJ; Nov. 8, Jan. 12 @ Tor.



KESSEL

INDIVIDUAL SCORING vs. DEVILS

PLAYER	2012-13						CAREER			
	GP	G	A	PTS	+/-	PIM	GP	G	A	PTS
TYLER BOZAK	3	1	0	1	2	2	15	3	3	6
T.J. BRENNAN	4	0	0	0	3	0	2	4	0	0
JOE COLBORNE	1	0	0	0	0	1	2	0	0	0
CODY FRANSON	3	0	3	3	1	2	7	0	5	5
MARK FRASER	3	0	2	2	0	2	1	3	0	2
JAKE GARDINER	2	0	0	0	1	0	6	0	2	2
CARL GUNNARSSON	2	0	1	1	2	0	3	13	1	2
KORBINIAN HOLZER	1	0	0	0	1	0	0	1	0	0
NAZEM KADRI	3	1	1	2	0	2	4	7	2	3
PHIL KESSEL	3	2	1	3	2	0	10	26	8	15
LEO KOMAROV	3	1	1	2	3	0	4	3	1	1
NIKOLAI KULEMIN	3	0	0	0	1	4	1	18	3	2
JOHN-MICHAEL LILES	2	0	0	0	0	0	1	12	1	4
JAY McCLEMENT	3	2	0	2	2	0	6	9	3	1
FRAZER McLAREN	2	0	0	0	2	2	1	2	0	0
RYAN O'BYRNE	1	0	0	0	0	6	0	7	0	0
COLTON ORR	3	0	0	0	2	2	0	30	1	0
DION PHANEUF	3	0	1	1	2	2	5	16	1	2
JAMES REIMER	3	0	0	0	-	0	0	7	0	0
JAMES van RIEMSDYK	3	0	2	2	2	4	8	15	6	5

Also with career statistics vs. Devils: CARTER ASHTON (1-0-0-0-0); JONATHAN BERNIER (1-0-0-0-0); TROY BODIE (5-0-0-0-10); DAVE BOLLAND (4-0-1-1-0); JOFFREY LUPUL (20-7-7-14-6); PAUL RANGER (14-0-4-4-10); MASON RAYMOND (5-1-1-2-0); TREVOR SMITH (2-1-0-1-2).

GOALTENDING HISTORY vs. DEVILS

GOALTENDER	2012-13					CAREER				
	MIN	GA	SO	GAA	W L OT	MIN	GA	SO	GAA	W L OT
JONATHAN BERNIER	0	0	0	-	0 0 0	60	3	0	3.00	0 1 0
JAMES REIMER	180	3	1	1.00	3 0 0	413	14	1	2.03	4 1 2



DEVILS	GP	W	L	O/T	OTL	PTS	GF	GA
at New Jersey	54	19	29	4	2	44	152	174
at Vancouver	28	13	11	2	2	30	87	76
	26	6	18	2	0	14	65	98

INDIVIDUAL SCORING vs. CANUCKS

PLAYER	2012-13							WITH DEVILS				CAREER					
	GP	G	A	PTS	+/-	PIM	S	GP	G	A	PTS	PIM	GP	G	A	PTS	PIM
KRYS BARCH	0	0	0	0	0	0	0	-	-	-	-	-	14	0	0	0	12
STEVE BERNIER	0	0	0	0	0	0	0	1	0	0	0	0	12	2	2	4	2
MARTIN BRODEUR	0	0	0	0	-	0	0	18	0	0	0	0	18	0	0	0	0
RYAN CARTER	0	0	0	0	0	0	0	1	0	0	0	0	6	0	2	2	2
RYANE CLOWE	2	0	0	0	1-	37	2	-	-	-	-	-	22	5	7	12	78
PATRIK ELIAS	0	0	0	0	0	0	0	15	7	6	13	2	15	7	6	13	2
MARK FAYNE	0	0	0	0	0	0	0	1	0	0	0	0	1	0	0	0	0
ANDY GREENE	0	0	0	0	0	0	0	4	0	1	1	2	4	0	1	1	2
PETER HARROLD	0	0	0	0	0	0	0	1	0	0	0	0	8	0	0	0	2
ADAM HENRIQUE	0	0	0	0	0	0	0	1	0	0	0	0	1	0	0	0	0
JAROMIR JAGR	2	0	0	0	0	2	4	-	-	-	-	-	25	12	20	32	18
CAM JANSSEN	0	0	0	0	0	0	0	2	0	0	0	0	8	0	0	0	15
JACOB JOSEFSON	0	0	0	0	0	0	0	1	0	0	0	0	1	0	0	0	0
ANDREI LOKTIONOV	0	0	0	0	0	0	0	-	-	-	-	-	3	0	2	2	0
ROSTISLAV OLESZ	0	0	0	0	0	0	0	-	-	-	-	-	3	1	0	1	0
ROD PELLEY	0	0	0	0	0	0	0	2	0	0	0	0	5	1	0	1	2
MICHAEL RYDER	2	1	2	3	1	0	3	-	-	-	-	-	13	6	7	13	8
BRYCE SALVADOR	0	0	0	0	0	0	0	3	0	0	0	0	26	0	1	1	27
TIM SESTITO	0	0	0	0	0	0	0	1	0	0	0	0	1	0	0	0	0
ANTON VOLCHENKOV	0	0	0	0	0	0	0	1	0	0	0	0	8	0	2	2	12
TRAVIS ZAJAC	0	0	0	0	0	0	0	4	2	1	3	2	4	2	1	3	2
VLADIMIR ZHARKOV	0	0	0	0	0	0	0	1	0	0	0	2	1	0	0	0	2
MAREK ZIDLICKY	0	0	0	0	0	0	0	-	-	-	-	-	36	6	13	19	32
DAINIUS ZUBRUS	0	0	0	0	0	0	0	4	1	1	2	4	18	3	6	9	6

GOALTENDING HISTORY vs. CANUCKS

GOALTENDER	2012-13							WITH DEVILS							CAREER						
	MIN	GA	SO	GAA	W	L	OT	MIN	GA	SO	GAA	W	L	O/T	MIN	GA	SO	GAA	W	L	O/T
MARTIN BRODEUR	0	0	0	-	0	0	0	1048	50	1	2.86	6	12	0	1048	50	1	2.86	6	12	0

YEAR	HOME W-L-O/T	ROAD W-L-O/T	TOTAL W-L-O/T	GF-GA	SF-SA	PIM	PP/PK
1982-83	1-0-1	0-0-1	1-0-2	11-9	75-90	33-36	3-11/6-14
1983-84	1-0-0	0-2-0	1-2-0	10-10	74-82	43-43	0-8/5-13
1984-85	0-2-0	0-1-0	0-3-0	11-16	98-106	53-51	3-8/3-9
1985-86	1-0-0	1-1-0	2-1-0	13-11	76-84	85-60	1-10/5-24
1986-87	1-0-1	1-0-0	2-0-1	9-7	79-92	62-77	4-11/3-9
1987-88	0-1-0	0-2-0	0-3-0	6-15	92-85	88-76	2-23/6-19
1988-89	1-1-0	0-0-1	1-1-1	5-7	90-85	54-48	1-14/2-17
1989-90	0-1-0	0-2-0	0-3-0	7-11	80-92	66-28	0-7/1-10
1990-91	2-0-0	0-1-0	2-1-0	12-6	80-82	64-65	0-8/1-12
1991-92	1-0-0	0-2-0	1-2-0	9-9	80-88	75-54	2-10/2-16
1992-93	1-0-0	0-1-0	1-1-0	5-9	55-56	23-23	0-9/3-9
1993-94	1-0-0	0-1-0	1-1-0	10-9	72-60	33-39	3-13/3-10
1994-95	0-0-0	0-0-0	0-0-0	0-0	0-0	0-0	0-0/0-0
1995-96	0-1-0	1-0-0	1-1-0	5-6	55-49	25-23	1-8/1-9
1996-97	0-1-0	1-0-0	1-1-0	2-4	70-30	10-28	1-9/0-3
1997-98	1-0-0	0-1-0	1-1-0	9-4	78-37	20-44	2-7/1-5
1998-99	0-1-0	1-0-0	1-1-0	5-5	68-59	41-21	1-6/1-6
1999-00	0-0-0	0-1-0	0-1-0	2-4	30-30	31-17	1-5/1-7
2000-01	1-0-0	0-0-0	1-0-0	4-0	15-23	8-8	0-3/0-3
2001-02	0-1-0	0-1-0	0-2-0	4-7	52-54	22-16	1-6/2-9
2002-03	0-1-0	0-0-0	0-1-0	2-3	26-28	2-4	0-2/0-1
2003-04	0-1-0	0-0-0	0-1-0	0-4	24-22	11-9	0-2/2-3
2005-06	1-0-0	0-0-0	1-0-0	3-0	26-26	6-12	3-5/0-2
2006-07	0-0-0	0-0-0	0-0-0	0-0	0-0	0-0	0-0/0-0
2007-08	0-0-0	0-1-0	0-1-0	0-5	32-24	27-17	0-6/0-5
2008-09	0-0-0	1-0-0	1-0-0	5-3	28-29	8-4	0-1/0-3
2009-10	0-1-0	0-0-0	0-1-0	2-5	29-26	6-8	0-2/0-1
2010-11	0-0-0	0-1-0	0-1-0	0-3	30-23	13-11	0-2/0-3
2011-12	0-1-0	0-0-0	0-1-0	1-2	31-16	2-4	0-2/0-1
2012-13	0-0-0	0-0-0	0-0-0	0-0	0-0	0-0	0-0/0-0
TOTALS	13-13-2	6-18-2	19-31-4	152-174	1545-1478	911-826	29-198/28-223

VANCOUVER CANUCKS

ROGERS ARENA • VANCOUVER, B.C.
(604) 899-4600 • Fax (604) 899-4640
www.canucks.com



Chairman & Governor	Francesco Aquilini
Chief Operating Officer & Alt. Governor	Victor de Bonis
President/General Manager/Alt. Governor	Mike Gillis
VP, Hockey Operations & Asst. General Manager	Laurence Gilman
VP, Player Personnel & General Manager	Lorne Henning
Senior Advisor to the General Manager	Stan Smyl
Head Coach	John Tortorella
Assistant Coaches	Glen Gulutzan, Mike Sullivan, Darryl Williams
Goaltending Coach	Roland Melanson
Strength & Conditioning Coach	Roger Takahashi
Head Athletic Trainer	Mike Burnstein
Equipment Manager	Pat O'Neill
Vice President, Communications/Community Partnerships	T.C. Carling
Director, Media Relations & Team Operations	Ben Brown
Television	Rogers SportsNet Pacific (Ch. 22)
Radio	Team (1040 AM)

2012-13 LEADERS


Goals	Alexandre Burrows, 13	PIM	Alexandre Burrows, 54
Assists	Henrik Sedin, 34	GAA	Cory Schneider, 2.11
Points	Henrik Sedin, 45	Wins	Cory Schneider, 17
+/-	Henrik Sedin, +19	ShO	Cory Schneider, 5

OTHER INFORMATION

Leading Scorer vs. NJ	Tony Tanti, 14g-8a-22pts
Leading Scorer vs. Van.	John MacLean, 7g-10a-17pts
Last Trade	Devils obtained Cory Schneider for #1 2013 Draft Pick (Bo Horvat) (06/30/13)
Stanley Cups	None
2013-14 Schedule vs. Van.	Oct. 24 @ NJ; Oct. 8 @ Van.



TORTORELLA



H. SEDIN

INDIVIDUAL SCORING vs. DEVILS

PLAYER	2012-13							CAREER				
	GP	G	A	PTS	+/-	PIM	S	GP	G	A	PTS	PIM
ANDREW ALBERTS	0	0	0	0	0	0	0	22	0	2	2	46
CAM BARKER	0	0	0	0	0	0	0	4	1	0	1	2
KEVIN BIEKSA	0	0	0	0	0	0	0	5	0	1	1	2
DAVID BOOTH	0	0	0	0	0	0	0	16	3	5	8	2
ALEX BURROWS	0	0	0	0	0	0	0	5	2	2	4	4
ALEXANDER EDLER	0	0	0	0	0	0	0	5	1	2	3	4
BENN FERRIERO	0	0	0	0	0	0	0	1	0	0	0	0
JASON GARRISON	0	0	0	0	0	0	0	11	0	3	3	2
DAN HAMHUIS	0	0	0	0	0	0	0	7	0	2	2	8
JANNIK HANSEN	0	0	0	0	0	0	0	3	1	0	1	0
CHRIS HIGGINS	0	0	0	0	0	0	0	19	5	5	10	4
ZACK KASSIAN	0	0	0	0	0	0	0	2	0	0	0	2
RYAN KESLER	0	0	0	0	0	0	0	7	2	3	5	10
ROBERTO LUONGO	0	0	0	0	-	0	0	20	0	0	0	0
BRAD RICHARDSON	0	0	0	0	0	0	0	5	0	1	1	2
MIKE SANTORELLI	0	0	0	0	0	0	0	11	1	2	3	4
DANIEL SEDIN	0	0	0	0	0	0	0	11	2	4	6	6
HENRIK SEDIN	0	0	0	0	0	0	0	11	2	7	9	6
TOM SESTITO	0	0	0	0	0	0	0	1	0	0	0	2
CHRISTOPHER TANEV	0	0	0	0	0	0	0	1	0	1	1	0
YANNICK WEBER	2	0	0	0	0	0	0	8	0	3	3	0

GOALTENDING HISTORY vs. DEVILS

GOALTENDER	2012-13							CAREER						
	MIN	GA	SO	GAA	W	L	O/T	MIN	GA	SO	GAA	W	L	O/T
ROBERTO LUONGO	0	0	0	-	0	0	0	1142	54	3	2.84	7	13	0



ALL-TIME RECORD										
GP	W	L	O/T	OTL	PTS	GF	GA			
DEVILS	158	72	77	8	1	153	456			
at New Jersey	78	42	31	4	1	89	231			
at Washington	80	30	46	4	0	64	225			

2012-13 SUMMARY

GP	W	L	OT	PTS	GF	GA	SF	SA	PIM	PP	SHG
NEW JERSEY	3	2	1	0	4	7	9	73	32	2-15, 13.3%	
WASHINGTON	3	1	1	1	3	9	7	94	42	5-15, 33.3%	1

DATE	GAME#	RES	SCORE	LOCATION	GOALTENDERS	W/D GOAL
01/25/13	3	W	3-2	@ DEVILS	BRODEUR/Neuvirth	KOVALCHUK
02/21/13	17	W	3-2	@ Washington	BRODEUR/Holby	KOVALCHUK
02/23/13	18	L	1-5	@ Washington	HEDBERG/Holby	Ovechkin

INDIVIDUAL SCORING vs. CAPITALS

PLAYER	2012-13						WITH DEVILS						CAREER					
	GP	G	A	PTS	+/-	S	GP	G	A	PTS	PIM		GP	G	A	PTS	PIM	
KRYS BARCH	3	0	0	0	0	0	3	0	0	0	0		9	0	0	0	9	
STEVE BERNIER	3	0	0	0	2-	0	4	0	0	0	0		13	1	0	1	2	
MARTIN BRODEUR	2	0	0	0	-	0	61	0	1	1	6		61	0	1	1	6	
RYAN CARTER	1	0	0	0	2	1	5	1	0	1	4		10	1	0	1	6	
PATRIK ELIAS	3	2	2	4	1	2	55	21	33	54	32		55	21	33	54	32	
MARK FAYNE	2	0	1	1	1	0	9	0	1	1	4		9	0	1	1	4	
STEPHEN GIONTA	3	1	0	1	2	0	7	4	1	0	1	2	4	1	0	1	2	
ANDY GREENE	3	0	0	0	1	4	20	1	3	4	12		20	1	3	4	12	
ADAM HENRIQUE	2	0	1	1	1	0	4	6	1	3	4	0	6	1	3	4	0	
JACOB JOSEFSON	1	0	1	1	0	0	4	3	0	1	1	0	3	0	1	1	0	
ADAM LARSSON	2	0	1	1	1	6	2	5	1	1	2	6	5	1	1	2	6	
ANDREI LOKTIONOV	2	1	1	2	2	0	5	2	1	1	2	0	4	2	1	3	0	
STEFAN MATTEAU	3	0	0	0	1	2	4	3	0	0	0	2	3	0	0	0	2	
MICHAEL RYDER	2	0	0	0	0	0	4	-	-	-	-	-	29	15	6	21	14	
BRYCE SALVADOR	3	0	0	0	1	2	0	16	0	3	3	10	22	0	4	4	30	
MATTIAS TEDENBY	1	0	0	0	0	0	0	7	1	1	2	2	7	1	1	2	2	
ANTON VOLCHENKOV	3	0	0	0	1	2	0	11	0	0	0	10	27	0	2	2	14	
TRAVIS ZAJAC	3	0	0	0	1	0	6	24	3	12	15	6	24	3	12	15	6	
MAREK ZIDLIK	3	0	3	3	1	4	8	4	0	3	3	4	10	4	5	9	12	
DAINIUS ZUBRUS	1	0	0	0	1	0	2	20	3	7	10	4	44	7	13	20	15	

Also with career statistics vs. Capitals: RYANE CLOWE (- - - - with Devils/8-4-2-6-0 career); PETER HARROLD (0-0-0-0-2-0-0-0-0); JAROMIR JAGR (- - - - /70-29-56-85-52); CAM JANSSEN (9-1-0-1-9/11-1-0-1-29); ROSTISLAV OLESZ (- - - - /31-4-4-8-16); ROD PELLEY (12-1-1-2-14/12-1-1-2-14); TIM SESTITO (3-0-1-1-2/3-0-1-1-2); ALEXANDER URBOM (2-1-0-1-2/2-1-0-1-2).

GOALTENDING HISTORY vs. CAPITALS

GOALTENDER	2012-13							WITH DEVILS							CAREER						
	MIN	GA	SO	GAA	W	L	OT	MIN	GA	SO	GAA	W	L	O/T	MIN	GA	SO	GAA	W	L	O/T
MARTIN BRODEUR	125	4	0	1.92	2	0	0	3594	137	6	2.29	39	17	4	3594	137	6	2.29	39	17	4

YEAR	HOME		ROAD		TOTAL		GF-GA	SF-SA	PIM	PP/PK
	W-L-O/T		W-L-O/T		W-L-O/T					
1982-83	0-2-1		0-4-0		0-6-1		18-29	181-233	139-129	3-23/8-28
1983-84	0-3-1		0-2-1		0-5-2		13-26	139-224	165-161	5-29/8-32
1984-85	2-0-1		0-4-0		2-4-1		17-25	166-225	84-92	8-38/7-29
1985-86	1-3-0		0-3-0		1-6-0		20-32	175-216	143-110	7-34/9-43
1986-87	1-2-0		0-4-0		1-6-0		20-31	198-183	147-162	3-29/4-27
1987-88	1-0-0		1-2-0		2-5-0		22-28	180-193	96-90	5-28/5-26
1988-89	2-1-0		2-2-0		4-3-0		35-30	216-233	395-345	9-34/14-49
1989-90	2-2-0		1-2-0		3-4-0		25-27	206-227	126-114	5-26/5-33
1990-91	3-0-0		0-4-0		3-4-0		17-22	193-215	209-167	1-23/5-33
1991-92	1-3-0		1-2-0		2-5-0		25-29	200-205	146-165	2-26/6-27
1992-93	2-1-0		3-1-0		5-2-0		25-25	209-226	185-150	6-36/10-47
1993-94	1-1-0		2-1-0		3-2-0		18-15	154-142	204-180	3-27/6-26
1994-95	1-0-1		2-0-0		3-0-1		11-6	99-100	86-110	2-13/0-17
1995-96	3-0-0		2-0-0		5-0-0		14-5	141-108	103-147	3-26/1-18
1996-97	2-1-0		1-1-1		3-2-1		13-15	182-152	75-122	3-27/3-17
1997-98	2-0-0		0-2-1		2-2-1		8-10	134-125	61-69	2-18/0-13
1998-99	1-2-0		2-0-0		3-2-0		12-8	146-103	70-78	2-19/3-19
1999-00	1-1-0		0-2-0		1-3-0		11-15	141-94	37-39	2-12/3-11
2000-01	1-1-0		1-2-0		2-2-0		14-14	132-98	34-40	3-17/4-14
2001-02	1-1-0		1-1-0		2-2-0		9-13	126-84	16-30	0-13/2-6
2002-03	2-0-0		1-1-0		3-1-0		10-6	136-89	27-47	3-20/1-10
2003-04	2-0-0		0-1-1		2-1-1		8-6	152-81	39-59	4-24/2-12
2005-06	2-0-0		2-0-0		4-0-0		18-10	123-97	44-70	8-28/2-15
2006-07	1-1-0		2-0-0		3-1-0		13-10	118-126	40-42	4-15/1-13
2007-08	1-1-0		1-1-0		2-2-0		7-10	93-115	38-42	2-15/3-13
2008-09	1-1-0		1-1-0		2-2-0		13-16	137-110	30-28	3-14/6-15
2009-10	2-0-0		1-1-0		3-1-0		12-10	114-130	28-44	3-17/1-9
2010-11	1-1-0		0-2-0		1-3-0		8-15	125-99	68-67	2-14/1-13
2011-12	1-1-0		2-0-0		3-1-0		13-8	100-85	28-32	2-16/0-14
2012-13	1-0-0		1-1-0		2-1-0		7-9	94-73	32-42	2-15/5-15
TOTALS	42-32-4		30-46-4		72-78-8		456-505	4510-4391	2895-2973	107-676/125-643

WASHINGTON CAPITALS

VERIZON CENTER • WASHINGTON, D.C.
(202) 266-2200 • Fax (202) 266-2360
www.washingtoncaps.com




Majority Owner, Chairman & CEO Ted Leonsis
Vice Chairman, COO & President Dick Patrick
Vice President & General Manager George McPhee
Assistant General Manager & Dir. of Legal Affairs Don Fishman
Assistant General Manager, Dir. of Player Personnel Brian MacLellan
Head Coach Adam Oates
Assistant Coaches Calle Johansson, Blaine Forsythe
Dir. of Goaltending & Goaltending Coach Dave Prior
Head Goaltender Coach Olie Kolzig
Associate Goaltending Coach Scott Murray
Strength & Conditioning Coach Mark Nemish
Head Athletic Trainer Greg Smith
Head Equipment Manager Brock Myles
Senior Director, Communications Sergey Kocharov
Manager, Media Relations Pace Sagester
Television Comcast SportsNet
Radio WFED (1500 AM)



OATES

2012-13 LEADERS

Goals Alex Ovechkin, 32 **PIM** Matt Hendricks, 73
Assists Nicklas Backstrom, 40 **GAA** Braden Holtby, 2.58
Points Alex Ovechkin, 56 **Wins** Braden Holtby, 23
+/- Eric Fehr, +14 **ShO** Braden Holtby, 4



OVECHKIN

OTHER INFORMATION

Leading Scorer vs. NJ Mike Gartner, 31g-25a-56pts
Leading Scorer vs. Wsh. Patrik Elias, 21g-33a-54pts
Last Trade Devils obtained David Steckel, #2 2012 Draft Pick (later traded to Minnesota-Raphael Bussieres) for Jason Arnott (02/28/11)
Stanley Cups None
2013-14 Schedule vs. Wsh. Jan. 24, Apr. 4 @ NJ; Dec. 21, Feb. 8 @ Wsh.

INDIVIDUAL SCORING vs. DEVILS

PLAYER	2012-13						CAREER					
	GP	G	A	PTS	+/-	PIM	GP	G	A	PTS	PIM	
KARL ALZNER	3	0	0	0	2	0	12	0	2	2	2	
NICKLAS BACKSTROM	3	0	2	2	1-	4	22	3	14	17	10	
JAY BEAGLE	3	0	0	0	2	4	2	6	1	0	1	4
TROY BROUWER	3	1	2	3	3-	10	5	12	3	3	6	12
JOHN CARLSON	3	0	0	0	4-	6	11	2	6	8	16	
JASON CHIMERA	3	0	1	1	0	0	7	16	6	1	7	15
JOHN ERSKINE	3	0	0	0	2-	4	26	1	6	7	55	
ERIC FEHR	3	1	0	1	0	0	6	16	3	1	4	4
MIKHAIL GRABOVSKI	3	0	0	0	2	0	2	18	3	5	8	6
MIKE GREEN	1	1	1	2	1	2	4	20	6	6	12	19
BRADEN HOLTBY	2	0	0	0	-	0	0	3	0	0	0	0
MARCUS JOHANSSON	1	0	0	0	2-	0	0	9	1	2	3	2
TOMAS KUNDRATEK	3	0	1	1	0	2	1	3	0	1	1	2
MICHAEL NEUVIRTH	1	0	0	0	-	0	0	8	0	0	0	0
ALEXANDER OVECHKIN	3	3	1	4	0	2	13	29	13	21	34	8
MATHIEU PERREAULT	2	1	0	1	0	2	1	8	2	2	4	2
TOM POTI	2	0	0	0	1	2	0	42	4	8	12	24
TYSON STRACHAN	2	0	0	0	0	2	2	5	0	1	1	2
JOEL WARD	3	0	1	1	1	0	3	11	0	1	1	0
CASEY WELLMAN	1	1	0	1	1	0	2	1	1	0	1	0
WOJTEK WOLSKI	3	0	0	0	1-	2	6	10	2	1	3	0

Also with career statistics vs. Devils: MARTIN ERAT (11-5-4-9-4); JACK HILLEN (16-1-5-6-12); BROOKS LAICH (29-7-7-14-12); DMITRY ORLOV (2-0-0-0-0).

GOALTENDING HISTORY vs. DEVILS

GOALTENDER	2012-13							CAREER						
	MIN	GA	SO	GAA	W	L	OT	MIN	GA	SO	GAA	W	L	O/T
BRADEN HOLTBY	118	4	0	2.03	1	1	0	178	9	0	3.03	1	2	0
MICHAEL NEUVIRTH	65	3	0	2.77	0	0	1	495	17	1	2.06	4	1	3



ALL-TIME RECORD

	GP	W	L	O/T	OTL	PTS	GF	GA
DEVILS	51	30	13	8	0	68	159	118
at New Jersey	26	15	7	4	0	34	77	58
at Winnipeg/Atl.	25	15	6	4	0	34	82	60

2012-13 SUMMARY

	GP	W	L	OT	PTS	GF	GA	SF	SA	PIM	PP	SHG
NEW JERSEY	3	1	2	0	2	6	9	76	73	19	0-6, 0.0%	0
WINNIPEG	3	2	0	1	5	9	6	73	76	19	1-6, 16.7%	0

DATE	GAME#	RES	SCORE	LOCATION	GOALTENDERS	W/D GOAL
02/24/13	19	L	2-4	@ DEVILS	HEDBERG/Pavelec	Kane
02/28/13	20	L	1-3	@ Winnipeg	HEDBERG/Pavelec	Ladd
03/10/13	26	Ws	3-2	@ DEVILS	HEDBERG/Pavelec	ELIAS

INDIVIDUAL SCORING vs. JETS/THRASHERS

PLAYER	2012-13							WITH DEVILS					CAREER				
	GP	G	A	PTS	+/-	PIM	S	GP	G	A	PTS	PIM	GP	G	A	PTS	PIM
KRYS BARCH	2	0	0	0	0	5	1	2	0	0	0	5	7	0	1	1	23
STEVE BERNIER	3	1	0	1	0	2	8	3	1	0	1	2	11	1	1	2	2
RYAN CARTER	1	1	0	1	0	0	3	5	1	0	1	7	8	1	0	1	9
PATRIK ELIAS	3	0	1	1	1	0	8	44	18	23	41	40	44	18	23	41	40
MARK FAYNE	2	0	0	0	2	0	4	10	1	2	3	7	10	1	2	3	7
STEPHEN GIONTA	3	1	0	1	1	2	1	3	1	0	1	2	3	1	0	1	2
ANDY GREENE	3	0	0	0	3	0	3	18	0	2	2	2	18	0	2	2	2
PETER HARROLD	1	0	0	0	1	0	1	1	0	0	0	0	3	0	0	0	0
ADAM HENRIQUE	3	0	0	0	2	0	5	5	3	0	3	0	5	3	0	3	0
JACOB JOSEFSON	1	0	0	0	2	0	0	4	1	0	1	0	4	1	0	1	0
ADAM LARSSON	3	0	1	1	3	0	1	7	0	4	4	0	7	0	4	4	0
ANDREI LOKTIONOV	3	1	1	2	2	0	1	3	1	1	2	0	5	1	1	2	0
STEFAN MATTEAU	1	0	0	0	0	0	1	1	0	0	0	0	1	0	0	0	0
MICHAEL RYDER	2	2	1	3	1	0	3	-	-	-	-	-	30	16	12	28	22
BRYCE SALVADOR	3	0	0	0	2	2	3	15	0	4	4	6	22	0	4	4	13
TIM SESTITO	1	0	0	0	0	0	0	4	0	0	0	5	4	0	0	0	5
ANTON VOLCHENKOV	2	0	1	1	2	4	4	10	0	2	2	8	29	1	4	5	24
TRAVIS ZAJAC	3	1	1	2	1	0	6	23	8	9	17	15	23	8	9	17	15
MAREK ZIDLICKY	3	0	0	0	2	2	3	3	0	0	0	2	6	0	3	3	6

Also with career statistics vs. Jets/Thrashers: MARTIN BRODEUR (42-0-3-3-8 with Devils/42-0-3-3-8 career); RYANE CLOWE (- - - - /5-2-1-3-0); JAROMIR JAGR (- - - - /38-22-29-51-30); CAM JANSSEN (6-0-0-0-7/8-0-0-0-7); ROSTISLAV OLESZ (- - - - /36-4-7-11-14); ROD PELLEY (11-2-0-2-0/12-2-0-2-0); CORY SCHNEIDER (- - - - /1-0-0-0-0); MATTIAS TEDENBY (8-0-1-1-2/8-0-1-1-2); DAINIUS ZUBRUS (18-0-11-11-8/49-14-22-36-46).

GOALTENDING HISTORY vs. JETS/THRASHERS

GOALTENDER	2012-13					WITH DEVILS					CAREER				
	MIN	GA	SO	GAA	W L OT	MIN	GA	SO	GAA	W L O/T	MIN	GA	SO	GAA	W L O/T
MARTIN BRODEUR	0	0	0	-	0 0 0	2454	86	7	2.10	25 8 8	2454	86	7	2.10	25 8 8
CORY SCHNEIDER	0	0	0	-	0 0 0	-	-	-	-	-	60	2	0	2.00	1 0 0

	HOME	ROAD	TOTAL				
YEAR	W-L-O/T	W-L-O/T	W-L-O/T	GF-GA	SF-SA	PIM	PP/PK
1999-00	2-0-0	2-0-0	4-0-0	24-2	142-80	67-95	5-16/0-7
2000-01	2-0-0	1-0-1	3-0-1	14-7	149-104	32-26	4-13/2-16
2001-02	1-0-1	1-1-0	2-1-1	11-10	139-82	51-49	3-17/2-13
2002-03	0-2-0	1-0-1	1-2-1	7-9	124-82	60-68	1-18/2-13
2003-04	1-1-0	2-0-0	3-1-0	13-5	121-82	80-99	6-25/1-16
2005-06	0-1-1	0-1-1	0-2-2	10-14	131-114	70-68	3-27/5-23
2006-07	1-0-1	0-1-1	1-1-2	11-15	146-124	41-43	7-18/3-17
2007-08	1-0-1	2-0-0	3-0-1	15-11	131-96	29-45	5-18/3-10
2008-09	1-1-0	2-0-0	3-1-0	12-6	127-101	67-91	3-21/1-19
2009-10	1-1-0	2-0-0	3-1-0	13-10	125-90	43-41	2-12/3-8
2010-11	2-0-0	1-1-0	3-1-0	11-12	109-97	30-38	4-13/1-9
2011-12	2-0-0	1-1-0	3-1-0	12-8	98-87	33-41	2-12/0-8
2012-13	1-1-0	0-1-0	1-2-0	6-9	76-73	19-19	0-6/1-6
TOTALS	15-7-4	15-6-4	30-13-8	159-118	1618-1212	622-723	45-216/24-165

WINNIPEG JETS

MTS CENTRE • WINNIPEG, MAN.
(204) 987-7825 • Fax (204) 926-5555
www.winnipegjets.com



Ownership True North Sports & Entertainment Limited
Chairman & Governor Mark Chipman
President & CEO Jim Ludlow
Executive VP & General Manager Kevin Cheveldayoff
Sr. VP, Dir., Hockey Ops. & Assistant GM Craig Heisinger
Assistant General Manager Larry Simmons
Head Coach Claude Noel
Assistant Coaches Charlie Huddy, Perry Pearn, Pascal Vincent
Goaltending Coach Wade Flaherty
Head Athletic Therapist Rob Milette
Head Equipment Manager Jason McMaster
Director, Corporate Communications Scott Brown
Communications Coordinators Christina Caligiuri, Kalen Qually
Television TSN Jets
Radio Sports Radio (1290 AM)

2012-13 LEADERS

Goals Blake Wheeler, 19 **PIM** Evander Kane, 80
Assists Andrew Ladd, 28 **GAA** Ondrej Pavelec, 2.80
Points Andrew Ladd, 46 **Wins** Ondrej Pavelec, 21
+/- G. Clitsome, A. Ladd, +10 **ShO** Al Montoya, 1

OTHER INFORMATION

Leading Scorer vs. NJ Ilya Kovalchuk, 15g-9a-24pts
Leading Scorer vs. Atl. Patrik Elias, 18g-23a-41pts
Last Trade Devils obtained Alexei Ponikarovsky for
 #7 2013 Draft Pick (Brenden Kichton), #4 2014 Draft Pick (02/13/13)
Stanley Cups None
2013-14 Schedule vs. Wpg. Nov. 25 @ NJ; Oct. 13 @ Wpg.



NOEL



BYFUGLIEN

INDIVIDUAL SCORING vs. DEVILS

PLAYER	2012-13							CAREER				
	GP	G	A	PTS	+/-	PIM	S	GP	G	A	PTS	PIM
ZACH BOGOSIAN	3	1	1	2	4	0	7	14	1	3	4	4
ALEX BURMISTROV	3	0	1	1	1	2	3	11	1	3	4	4
DUSTIN BYFUGLIEN	3	0	1	1	2	6	13	2	7	9	8	8
GRANT CLITSOME	3	1	1	2	1	2	1	5	1	1	2	4
OLLI JOKINEN	3	0	0	0	0	0	3	43	9	9	18	36
EVANDER KANE	3	2	0	2	2	20	15	6	2	8	12	12
ANDREW LADD	3	3	1	4	3	0	8	23	6	5	11	8
BRYAN LITTLE	3	0	3	3	3	0	2	20	0	8	8	6
ADAM PARDY	2	0	0	0	1	0	0	3	0	0	0	0
ONDREJ PAVELEC	3	0	0	0	-	0	13	0	0	0	0	0
ANTHONY PELUSO	2	0	0	0	0	5	1	2	0	0	0	5
PAUL POSTMA	2	0	1	1	1	0	0	3	0	1	1	0
JIM SLATER	3	0	0	0	1	0	2	26	2	1	3	12
MARK STUART	3	1	1	2	2	0	4	23	2	4	6	10
ERIC TANGRADI	3	0	0	0	1	2	2	5	0	1	1	4
CHRIS THORBURN	1	0	0	0	0	0	0	24	3	4	7	36
BLAKE WHEELER	3	1	2	3	1	0	6	18	5	3	8	8
JAMES WRIGHT	3	0	0	0	1	0	4	7	0	0	0	9

Also with career statistics vs. Devils: PATRICE CORMIER (1-0-0-0-0); TOBIAS ENSTROM (18-1-7-8-14); MICHAEL FROLIK (11-4-4-8-6); ANDREW GORDON (1-1-1-2-0); MATT HALISCHUK (1-0-0-0-0); CARL KLINGBERG (1-0-0-0-0); ARTURS KULDA (1-0-0-0-0); AL MONTOYA (5-0-0-0-0); JEROME SAMSON (2-0-1-1-0); DEVIN SETOGUCHI (5-3-0-3-4); IAN WHITE (17-0-4-4-8).

GOALTENDING HISTORY vs. DEVILS

GOALTENDER	2012-13					CAREER				
	MIN	GA	SO	GAA	W L OT	MIN	GA	SO	GAA	W L O/T
AL MONTOYA	0	0	0	-	0 0 0	305	10	0	1.97	1 2 2
ONDREJ PAVELEC	185	5	0	1.62	2 0 1	718	27	0	2.26	5 3 3

NATIONAL HOCKEY LEAGUE

New York

1185 Avenue of the Americas
New York, NY 10036
212-789-2000
Fax: 212-789-2020
Fax: 212-789-2070

Montréal

1800 McGill College Avenue, Suite 2600
Montréal, Québec, H3A 3J6
514-841-9220
Fax: 514-841-1070

Toronto

50 Bay Street, 11th Floor
Toronto, Ontario, M5J 2X8
416-359-7900
Fax: 416-981-2779

Executive

Commissioner Gary B. Bettman
Deputy Commissioner William Daly
Chief Operating Officer John Collins
Senior Executive Vice President of Hockey Operations Colin Campbell

Communications

Executive Vice President, Communications (Tor.) Gary Meagher
Group Vice President, Content Integration Frank Brown
Group Vice President, Communications & Player Development Jamey Horan
Group Vice President, Communications John Dellapina
Statistician and Information Officer (Tor.) Benny Ercolani
Senior Director, News Services Greg Inglis
Director, Communications Nirva Milford
Director, Communications (Tor.) Julie Young
Senior Manager, Event Communications & Player Development Schuyler Baehman
Senior Manager, Communications (Tor.) David Keon
Senior Manager, Communications Kerry McGovern
Senior Manager, Communications (Tor.) Jennifer Moad
Manager, Social Media (Tor.) Trevor Bjergso
Manager, Communications Jasmine Ghafour
Coordinator, Communications Josh Bernstein
Coordinator, Event Communications & Player Development Nicole Buckley
Coordinator, Corporate Communications Erica Yakobzon

BLOWING THE WHISTLE


Senior Vice President & Director of Officiating: Stephen Walkom

REFEREES

2. Mike Hasenfratz
3. Mike Leggo
4. Wes McCauley
5. Chris Rooney
6. Francis Charron
8. Dave Jackson
9. Dan O'Rourke
10. Paul Devorski
11. Kelly Sutherland
12. Justin St. Pierre
13. Dan O'Halloran
14. Dennis LaRue
15. Jean Hebert
16. Brian Pochmara
17. Frederick L'Ecuyer
18. Greg Kimmerly
19. Gord Dwyer
20. Tim Peel
21. Don Van Massenhoven
22. Ghislain Hebert
23. Brad Watson

LINESMEN

- | | | |
|--------------------------|---------------------|----------------------|
| 25. Marc Joannette | 50. Scott Cherrey | 82. Ryan Galloway |
| 26. Rob Martell | 54. Greg Devorski | 83. Matt MacPherson |
| 27. Eric Furlatt | 55. Shane Heyer | 84. Anthony Sericolo |
| 28. Chris Lee | 56. Mark Wheeler | 86. Brad Lazarowich |
| 29. Ian Walsh | 57. Jay Sharrers | 88. Mike Cvik |
| 32. Tom Kowal | 59. Steve Barton | 89. Steve Miller |
| 33. Kevin Pollock | 65. Pierre Racicot | 90. Andy McElman |
| 34. Brad Meier | 66. Darren Gibbs | 91. Don Henderson |
| 36. Dean Morton | 67. Pierre Champoux | 92. Mark Shewchuk |
| 37. Kyle Rehman | 68. Scott Driscoll | 93. Brian Murphy |
| 38. Francois St. Laurent | 70. Derek Nansen | 94. Bryan Panchich |
| 40. Steve Kozari | 71. Brad Kovachik | 95. Jonny Murray |
| 41. Mark Lemelin | 73. Vaughan Rody | 96. David Brisebois |
| 42. Darcy Burchell | 74. Lonnie Cameron | 97. Jean Morin |
| 43. Tom Chmielewski | 75. Derek Amell | 98. John Grandt |
| 44. Trent Knorr | 76. Michel Cormier | |
| 45. Jon McIsaac | 77. Tim Nowak | |
| 46. Dave Lewis | 78. Brian Mach | |
| 47. Trevor Hanson | 79. Kiel Murchison | |
| 48. Graham Skilliter | 80. Thor Nelson | |
| 49. Thomas John Luxmore | | |



*The Devils honored long-time
Goaltending Coach Jacques
Caron prior to their game on
March 16, 2013.*



YEAR-BY-YEAR

SEASON	GP	W	L	O/T	OTL	PTS	PCT	GF	GA	FINISH
1982-83	80	17	49	14	—	48	.300	230	338	5
1983-84	80	17	56	7	—	41	.256	231	350	5
1984-85	80	22	48	10	—	54	.338	264	346	5
1985-86	80	28	49	3	—	59	.369	300	374	6
1986-87	80	29	45	6	—	64	.400	293	368	6
1987-88	80	38	36	6	—	82	.513	295	296	4
1988-89	80	27	41	12	—	66	.413	281	325	5
1989-90	80	37	34	9	—	83	.519	295	288	2
1990-91	80	32	33	15	—	79	.494	272	264	4
1991-92	80	38	31	11	—	87	.544	289	259	4
1992-93	84	40	37	7	—	87	.518	308	299	4
1993-94	84	47	25	12	—	106	.631	306	220	*2/3
1994-95	48	22	18	8	—	52	.542	136	121	*2/5
1995-96	82	37	33	12	—	86	.524	215	202	*6/9
1996-97	82	45	23	14	—	104	.634	231	182	*1/1
1997-98	82	48	23	11	—	107	.652	225	166	*1/1
1998-99	82	47	24	11	—	105	.640	248	196	*1/1
1999-00	82	45	24	8	5	103	.628	251	203	*2/4
2000-01	82	48	19	12	3	111	.677	295	195	*1/1
2001-02	82	41	28	9	4	95	.579	205	187	*3/6
2002-03	82	46	20	10	6	108	.659	216	166	*1/2
2003-04	82	43	25	12	2	100	.610	213	164	*2/6
2005-06	82	46	27	9	—	101	.616	242	229	*1/3
2006-07	82	49	24	9	—	107	.652	216	201	*1/2
2007-08	82	46	29	7	—	99	.604	206	197	*2/4
2008-09	82	51	27	4	—	106	.646	244	209	*1/3
2009-10	82	48	27	7	—	103	.628	222	191	*1/2
2010-11	82	38	39	5	—	81	.494	174	209	*4/11
2011-12	82	48	28	6	—	102	.622	228	209	*4/6
2012-13	48	19	19	10	—	48	.500	112	129	*5/11
TOTALS	2376	1139	941	276	20	2574	.542	7243	7083	—

HOME/AWAY

SEASON	GP	W	HOME			GF	GA	GP	W	AWAY			GF	GA
			L	O/T	OTL					L	O/T	OTL		
1982-83	40	11	20	9	—	31	124	40	6	29	5	—	17	106
1983-84	40	10	28	2	—	22	114	40	7	28	5	—	19	117
1984-85	40	13	21	6	—	32	138	40	9	27	4	—	22	126
1985-86	40	17	21	2	—	36	156	40	11	28	1	—	23	144
1986-87	40	20	17	3	—	43	155	40	9	28	3	—	21	138
1987-88	40	23	16	1	—	47	151	40	15	20	5	—	35	144
1988-89	40	17	18	5	—	39	143	40	10	23	7	—	27	138
1989-90	40	22	15	3	—	47	140	40	15	19	6	—	36	155
1990-91	40	23	10	7	—	53	147	40	9	23	8	—	26	125
1991-92	40	24	12	4	—	52	155	40	14	19	7	—	35	134
1992-93	42	24 ¹	14	4	—	52	165	42	16	23 ¹	3	—	35	143
1993-94	42	29 ¹	11	2	—	60	160	42	18	14 ¹	10	—	46	146
1994-95	24	14	4	6	—	34	78	24	8	14	2	—	18	58
1995-96	41	22	17	2	—	46	120	41	15	16	10	—	40	95
1996-97	41	23	9	9	—	55	119	41	22	14	5	—	49	112
1997-98	41	29	10	2	—	60	131	41	19	13	9	—	47	94
1998-99	41	19	14	8	—	46	123	41	28	10	3	—	59	125
1999-00	41	28	9	3	1	60	133	41	17	15	5	4	43	118
2000-01	41	24	11	6	0	54	145	41	24	8	6	3	57	150
2001-02	41	22	13	4	2	50	112	41	19	15	5	2	45	93
2002-03	41	25	11	3	2	55	121	41	21	9	7	4	53	95
2003-04	41	22	13	5	1	50	107	41	21	12	7	1	50	106
2005-06	41	27	11	3	—	57	125	41	19	16	6	—	44	117
2006-07	41	25	10	6	—	56	107	41	24	14	3	—	51	109
2007-08	41	25	14	2	—	52	110	41	21	15	5	—	47	96
2008-09	41	28	12	1	—	57	137	41	23	15	3	—	49	107
2009-10	41	27	10	4	—	58	124	41	21	17	3	—	45	98
2010-11	41	22	16	3	—	47	94	41	16	23	2	—	34	80
2011-12	41	24	13	4	—	52	119	41	24	15	2	—	50	109
2012-13	24	13	9	2	—	28	66	24	6	10	8	—	20	46
TOTALS	1188	652	409	121	6	1431	3819	1188	487	532	155	14	1143	3424

DIVISIONAL

SEASON	GP	W	OWN DIVISION			GF	GA	GP	W	OTHER DIVISIONS			GF	GA
			L	O/T	OTL					L	O/T	OTL		
1982-83	35	8	22	5	—	21	96	45	9	27	9	—	27	134
1983-84	35	4	28	3	—	11	85	45	13	28	4	—	30	146
1984-85	35	14	18	3	—	31	127	45	8	30	7	—	23	137
1985-86	35	10	24	1	—	21	118	45	18	25	2	—	38	182
1986-87	35	13	21	1	—	27	133	45	16	24	5	—	37	160
1987-88	35	19	14	2	—	40	141	45	19	22	4	—	42	154
1988-89	35	12	19	4	—	28	130	45	15	22	8	—	38	151
1989-90	35	18	12	5	—	41	140	45	19	22	4	—	42	155
1990-91	35	13	16	6	—	32	117	45	19	17	9	—	47	155
1991-92	35	14	16	5	—	33	120	45	24	15	6	—	54	169
1992-93	37	17	12	2	—	38	125	47	22	20	5	—	49	183
1993-94	31	17	11	3	—	37	101	53	30	14	9	—	69	205
1994-95	24	12	8	4	—	28	72	24	10	10	4	—	24	64
1995-96	32	19	10	3	—	41	90	50	18	23	9	—	45	125
1996-97	32	14	12	6	—	34	78	50	31	11	8	—	70	153

DIVISIONAL (cont.)

SEASON	GP	W	OWN DIVISION			GF	GA	GP	W	OTHER DIVISIONS			GF	GA
			L	O/T	OTL					L	O/T	OTL		
1997-98	32	21	6	5	—	47	101	64	50	27	17	6	—	60
1998-99	20	15	4	1	—	31	71	55	62	32	20	10	—	74
1999-00	20	13	5	2	0	28	67	46	62	32	19	6	5	75
2000-01	20	7	5	7	1	22	65	47	62	41	14	5	2	89
2001-02	20	10	7	2	1	23	51	54	62	31	21	7	3	72
2002-03	20	13	2	5	0	31	61	35	62	33	18	5	6	77
2003-04	24	16	7	2	1	31	68	45	58	29	18	10	1	69
2005-06	32	14	12	4	—	36	84	83	50	30	15	5	—	65
2006-07	32	23	6	3	—	49	90	69	50	26	18	6	—	58
2007-08	32	13	15	4	—	30	70	87	50	33	14	3	—	69
2008-09	24	13	10	1	—	27	63	69	58	38	17	3	—	79
2009-10	24	14	8	2	—	30	73	53	58	34	19	5	—	73
2010-11	24	11	12	1	—	23	46	57	58	27	27	4	—	58
2011-12	24	13	11	0	—	26	56	57	58	35	17	6	—	76
2012-13	18	10	6	2	—	22	44	42	30	9	13	8	—	26
TOTALS	872	411	364	94	3	919	2683	2716	1504	728	577	182	17	1655

MONTH-BY-MONTH

Season	October	November	December	January	February	March	April
1982-83	3-6-3=9	1-10-4=6	3-9-0=6	4-6-4=12	1-8-2=4	4-10-0=8	1-0-1=3
1983-84	1-10-0=2	2-10-0=4	4-9-2=10	3-7-3=9	3-9-1=7	4-10-1=9	0-1-0=0
1984-85	3-6-0=6	4-6-2=10	5-8-2=12	3-9-1=7	3-6-3=9	4-10-1=9	0-3-1=1
1985-86	4-5-1=9	5-6-0=10	4-10-0=8	2-11-1=5	4-6-1=9	7-10-0=14	2-1-0=4
1986-87	6-4-0=12	5-6-2=12	5-8-1=11	5-9-2=12	3-5-0=6	5-10-1=11	0-3-0=0
1987-88	7-3-0=14	6-5-3=15	5-8-1=11	5-8-1=11	5-8-0=10	8-4-1=17	2-0-0=4
1988-89	4-6-1=9	4-6-3=11	5-7-3=13	5-6-2=12	3-6-3=9	5-9-0=10	1-1-0=2
1989-90	6-5-1=13	5-5-2=12	7-8-1=15	6-5-1=13	2-7-3=7	11-4-0=22	0-0-1=1
1990-91	8-4-1=17	5-6-2=12	6-3-6=18	3-8-1=7	5-6-1=11	5-6-4=14	
1991-92	8-5-0=16	6-5-1=13	4-4-5=13	7-2-1=15	8-5-2=18	4-8-2=10	1-2-0=2
1992-93	7-5-0=14	5-5-0=10	6-6-1=13	6-6-3=15	7-4-1=15	7-7-1=15	2-4-1=5
1993-94	8-2-0=16	7-4-2=16	6-6-2=14	6-4-2=14	6-4-3=15	12-1-2=26	2-4-1=5
1994-95				1-3-1=3	6-4-3=15	7-6-2=16	8-4-2=18
1995-96	6-4-0=12	5-6-3=13	4-9-1=9	7-3-1=15	5-3-3=13	7-4-0=18	3-4-0=6
1996-97	4-5-1=9	8-5-0=16	8-3-2=18	4-4-4=12	7-1-5=19	10-3-1=21	4-2-1=9
1997-98	7-4-0=14	10-4-0=20	8-3-2=18	6-4-4=16	6-0-0=12	8-3-3=19	3-4-2=8
1998-99	5-4-0=10	8-3-1=17	8-2-3=19	6-6-1=13	6-5-3=15	7-2-3=17	7-2-0=14
1999-00	6-4-1=14	5-4-2=13	10-4-1=21	10-3-1=23	7-4-2=17	5-8-1=11	2-2-0=4
2000-01	6-2-2=14	6-6-1=13	8-3-3=19	7-4-3=19	4-5-3=12	13-2-0=26	3-0-0=6
2001-02	5-4-0=11	4-8-2=11	7-4-3=17	7-7-2=17	3-2-2=8	9-6-0=19	6-1-0=12
2002-03	6-2-0=12	7-5-1=16	7-6-1=17	11-3-1=24	6-4-3=15	8-5-2=19	1-1-2=5
2003-04	4-3-2=10	8-1-4=20	7-4-2=17	8-6-2=18	6-6-1=13	9-6-1=20	1-1-0=2
2005-06	6-5-0=12	6-5-2=14	4-8-3=11	10-2-1=21	4-2-0=8	7-5-3=17	9-0-0=18
2006-07	6-4-1=13	6-5-1=13	10-4-1=21	8-2-3=19	10-3-0=20	6-6-2=14	3-0-1=7
2007-08	4-6-1=9	9-4-1=19	8-4-1=17	7-5-0=14	9-3-3=21	6-6-1=13	3-1-0=6
2008-09	5-2-2=12	7-6-0=14	9-4-1=19	11-3-0=22	8-4-0=16	7-6-1=15	4-2-0=6
2009-10	8-4-0=16	9-2-1=19	11-4-0=22	7-7-1=15	2-4-1=5	7-5-3=17	4-1-1=9
2010-11	3-8-1=7	5-6-1=11	2-11-0=4	6-5-1=13	11-1-1=23	8-5-1=17	3-3-0=6
2011-12	4-4-1=9	8-6-0=16	9-5-0=18	6-4-2=14	8-4-1=17	10-5-2=22	3-0-0=6
2012-13				3-0-3=9	7-6-1=15	5-5-5=15	4-8-1=9

DEVILS (1982-2013)

GAMES PLAYED	
1. Ken Daneyko.....	1283
2. MARTIN BRODEUR	1220
3. PATRIK ELIAS	1090
4. Scott Stevens.....	956
5. John MacLean.....	934
6. Scott Niedermayer.....	892
7. Jay Pandolfo.....	819
8. Bobby Holik.....	786
9. Sergei Brylin.....	765
10. Randy McKay.....	760

GOALS

1. PATRIK ELIAS	375
2. John MacLean.....	347
3. Bobby Holik.....	202
4. Zach Parise.....	194
5. Kirk Muller.....	185
6. Pat Verbeek.....	170
7. Petr Sykora.....	166
8. Brian Gionta.....	152
9. Randy McKay.....	151
10. Two players with.....	147

ASSISTS

1. PATRIK ELIAS	555
2. Scott Niedermayer.....	364
3. John MacLean.....	354
4. Scott Stevens.....	337
5. Kirk Muller.....	335
6. Scott Gomez.....	334
7. Bruce Driver.....	316
8. Aaron Broten.....	283
9. Bobby Holik.....	270
10. Brian Rafalski.....	267

POINTS

1. PATRIK ELIAS	930
2. John MacLean.....	701
3. Kirk Muller.....	520
4. Scott Niedermayer.....	476
5. Bobby Holik.....	472
6. Scott Gomez.....	450
7. Aaron Broten.....	430
8. Scott Stevens.....	430
9. Zach Parise.....	410
10. Bruce Driver.....	399

PENALTY MINUTES

1. Ken Daneyko.....	2519
2. Randy McKay.....	1418
3. John MacLean.....	1168
4. Scott Stevens.....	1007
5. Pat Verbeek.....	943
6. Joe Cirella.....	886
7. Bobby Holik.....	863
8. Colin White.....	848
9. David Clarkson.....	770
10. Krzysztof Oliwa.....	724

GAMES PLAYED

1. MARTIN BRODEUR	1220
2. Chris Terrieri.....	302
3. Glenn Resch.....	198

MINUTES

1. MARTIN BRODEUR	71786
2. Chris Terrieri.....	16561
3. Glenn Resch.....	10953

SHUTOUTS

1. MARTIN BRODEUR	121
2. Johan Hedberg.....	8
3. Chris Terrieri.....	7

GAA (2 SEASONS MINIMUM)

1. MARTIN BRODEUR	2.23
2. Johan Hedberg.....	2.42
3. Chris Terrieri.....	3.07

WINS

1. MARTIN BRODEUR	669
2. Chris Terrieri.....	118
3. Sean Burke.....	62

TIES/OT

1. MARTIN BRODEUR	148
2. Chris Terrieri.....	34
3. Sean Burke.....	23

FRANCHISE (1974-2013)

GAMES PLAYED	
1. Ken Daneyko.....	1283
2. MARTIN BRODEUR	1220
3. PATRIK ELIAS	1090
4. Scott Stevens.....	956
5. John MacLean.....	934
6. Scott Niedermayer.....	892
7. Jay Pandolfo.....	819
8. Bobby Holik.....	786
9. Sergei Brylin.....	765
10. Randy McKay.....	760

GOALS

1. PATRIK ELIAS	375
2. John MacLean.....	347
3. Bobby Holik.....	202
4. Zach Parise.....	194
5. Kirk Muller.....	185
6. Pat Verbeek.....	170
7. Petr Sykora.....	166
8. Aaron Broten.....	162
9. Wilf Paiement.....	153
10. Brian Gionta.....	152

ASSISTS

1. PATRIK ELIAS	555
2. Scott Niedermayer.....	364
3. John MacLean.....	354
4. Scott Stevens.....	337
5. Kirk Muller.....	335
6. Scott Gomez.....	334
7. Bruce Driver.....	316
8. Aaron Broten.....	307
9. Bobby Holik.....	270
10. Brian Rafalski.....	267

POINTS

1. PATRIK ELIAS	930
2. John MacLean.....	701
3. Kirk Muller.....	520
4. Scott Niedermayer.....	476
5. Bobby Holik.....	472
6. Aaron Broten.....	469
7. Scott Gomez.....	450
8. Scott Stevens.....	430
9. Zach Parise.....	410
10. Bruce Driver.....	399

PENALTY MINUTES

1. Ken Daneyko.....	2519
2. Randy McKay.....	1418
3. John MacLean.....	1168
4. Scott Stevens.....	1007
5. Pat Verbeek.....	943
6. Joe Cirella.....	938
7. Bobby Holik.....	863
8. Colin White.....	848
9. David Clarkson.....	770
10. Krzysztof Oliwa.....	724

GOALTENDING

GAMES PLAYED

1. MARTIN BRODEUR	1220
2. Chris Terrieri.....	302
3. Glenn Resch.....	267

MINUTES

1. MARTIN BRODEUR	71786
2. Chris Terrieri.....	16561
3. Glenn Resch.....	14826

SHUTOUTS

1. MARTIN BRODEUR	121
2. Johan Hedberg.....	8
3. Chris Terrieri.....	7

GAA (2 SEASONS MINIMUM)

1. MARTIN BRODEUR	2.23
2. Johan Hedberg.....	2.42
3. Chris Terrieri.....	3.07

WINS

1. MARTIN BRODEUR	669
2. Chris Terrieri.....	118
3. Glenn Resch.....	67

TIES/OT

1. MARTIN BRODEUR	148
2. Chris Terrieri.....	34
3. Glenn Resch.....	33

DEVILS' SINGLE SEASON

GAMES PLAYED	
1. Ken Daneyko (1992-93).....	84
2. Scott Stevens (1993-94).....	83
Bruce Driver (1992-93).....	83
4. 48 players with.....	82

GOALS

1. Brian Gionta (2005-06).....	48
2. Pat Verbeek (1987-88).....	46
3. John MacLean (1990-91).....	45
4. Zach Parise (2008-09).....	43
5. Alexander Mogilny (2000-01).....	43
6. John MacLean (1988-89).....	42
7. Claude Lemieux (1991-92).....	41
John MacLean (1989-90).....	41
9. PATRIK ELIAS (2000-01)	40
10. Three players with.....	38

ASSISTS

1. Scott Stevens (1993-94).....	60
2. Aaron Broten (1987-88).....	57
Kirk Muller (1987-88).....	57
4. Scott Gomez (2003-04).....	56
Kirk Muller (1989-90).....	56
PATRIK ELIAS (2000-01)	56
7. Aaron Broten (1988-87).....	53
8. PATRIK ELIAS (2011-12)	52
9. Four players with.....	51

POINTS

1. PATRIK ELIAS (2000-01)	96
2. Zach Parise (2008-09).....	94
Kirk Muller (1987-88).....	94
4. Brian Gionta (2005-06).....	89
5. John MacLean (1988-89).....	87
6. Kirk Muller (1989-90).....	86
7. Scott Gomez (2005-06).....	84
8. Alexander Mogilny (2000-01).....	83
Ilya Kovalchuk (2011-12).....	83
Aaron Broten (1987-88).....	83

PENALTY MINUTES

1. Krzysztof Oliwa (1997-98).....	295
2. Ken Daneyko (1988-89).....	283
3. David Maley (1988-89).....	249
Ken Daneyko (1990-91).....	249
5. Randy McKay (1991-92).....	246
6. Randy McKay (1993-94).....	244
7. Krzysztof Oliwa (1998-99).....	240
8. Ken Daneyko (1987-88).....	239
9. Mike Peluso (1993-94).....	238
10. Ken Daneyko (1992-93).....	236

GAMES PLAYED

1. MARTIN BRODEUR (2006-07)	78
2. Three players with.....	77

MINUTES

1. MARTIN BRODEUR (2006-07)	4697
2. MARTIN BRODEUR (2007-08)	4635
3. MARTIN BRODEUR (2003-04)	4555

SHUTOUTS

1. MARTIN BRODEUR (2006-07)	12
2. MARTIN BRODEUR (2003-04)	11
3. Two players with.....	10

GAA (26 GPI)

1. MARTIN BRODEUR (1996-97)	1.88
2. MARTIN BRODEUR (1997-98)	1.89
3. MARTIN BRODEUR (2002-03)	2.02

WINS

1. MARTIN BRODEUR (2006-07)	48
2. MARTIN BRODEUR (2009-10)	45
3. MARTIN BRODEUR (2007-08)	44

TIES/OT

1. MARTIN BRODEUR (1996-97)	13
2. MARTIN BRODEUR (1995-96)	12
Glenn Resch (1982-83).....	12

SEASON

1982-83	Tambellini	25
1983-84	Bridgman	23
1984-85	Gagne	24
1985-86	Adams	35
1986-87	Verbeek	35
1987-88	Verbeek	46

1988-89	MacLean	42
1989-90	MacLean	41
1990-91	MacLean	45
1991-92	Lemieux	41

1992-93	Richer	38
1993-94	MacLean	37
1994-95	Richer	23

1995-96	Thomas	26
1996-97	Guerin	29
	MacLean	29

1997-98	Holik	29
1998-99	Sykora	29
1999-00	Elias	35
2000-01	Mogilny	43
2001-02	Elias	29
2002-03	Elias	28
2003-04	Elias	38
2005-06	Gionta	48

2006-07	Parise	31
2007-08	Parise	32
2008-09	Parise	45
2009-10	Parise	38
2010-11	Kovalchuk	31
2011-12	Kovalchuk	37
2012-13	Clarkson	15

SEASON

1982-83	Lever	9
1983-84	Bridgman	9
1984-85	Broten, A.	10
1985-86	Adams	10
1986-87	Verbeek	17
1987-88	Muller	17
1988-89	MacLean	14
1989-90	MacLean	10

1990-91	MacLean	19
1991-92	Lemieux	13
1992-93	Lemieux	13
1993-94	MacLean	8
	Zelepukin	8

1994-95	Guerin	4
	Niedermayer	4
	Sykora	8
	Guerin	8

1996-97	Guerin	7
1997-98	Niedermayer	11
1998-99	Sykora	15
1999-00	Elias	9

2000-01	Mogilny	12
	McKay	12
	Arnott	8
	Elias	8

2002-03	Elias	6
2003-04	Niedermayer	9
	Elias	9

2005-06	Gionta	24
2006-07	Langenbrunner	12
2007-08	Parise	10
2008-09	Parise	14

2009-10	Parise	9
2010-11	Kovalchuk	9
2011-12	Kovalchuk	10
2012-13	Clarkson	6

GOALS

1. Levo	25
Bridgman	23
Gagne	24
Adams	35
Verbeek	35
Verbeek	46

MacLean	42
MacLean	41
MacLean	45
Lemieux	41

Richer	38
MacLean	37
Richer	23

Thomas	26
Guerin	29
MacLean	29

Holik	29
Sykora	29
Elias	35
Mogilny	43
Elias	29
Elias	28
Elias	38
Gionta	48

Parise	31
Parise	32
Parise	45
Parise	38
Kovalchuk	31
Kovalchuk	37
Clarkson	15

PPG

Lever	9
McAdam	2
Bridgman	3
five with	1
Brickley	3
Brown	4
seven with	1
MacLean	3
Brown	3

three with	2
Chorske	3
Pellerin	2
Richer	3

Richer	2
Brodeur	2.45

Richer	4
Brodeur	2.34

2	Brodeur	1.88
2	Brodeur	1.89
5	Brodeur	2.29
6	Brodeur	2.24

3	Brodeur	2.32
1	Brodeur	2.15
2	Brodeur	2.02
3	Brodeur	2.03

Gionta	24
Langenbrunner	12
Parise	10
Parise	14

PRESIDENTS

Bob Butera	Apr. 15, 1983 - Apr. 24, 1987
Lou Lamoriello	Apr. 30, 1987 -

EXECUTIVE VICE PRESIDENTS

Max McNab	Sept. 10, 1987 - Oct. 25, 1994
David Conte	2006-07 through

GENERAL MANAGERS

Billy MacMillan	1982-83 through Nov. 22, 1983
Max McNab	Nov. 22, 1983 - Sept. 10, 1987
Lou Lamoriello	Sept. 10, 1987 -

HEAD COACHES

Billy MacMillan	1982-83 through Nov. 22, 1983
Tom McVie	Nov. 22, 1983 - May 31, 1984
Doug Carpenter	May 31, 1984 - Jan. 26, 1988
Jim Schoenfeld	Jan. 26, 1988 - Nov. 6, 1989
John Cuniff	Nov. 6, 1989 - Mar. 4, 1991
Tom McVie	Mar. 4, 1991 - June 5, 1992
Herb Brooks	June 5, 1992 - May 31, 1993
Jacques Lemaire	June 28, 1993 - May 8, 1998
Robbie Ftorek	May 21, 1998 - Mar. 23, 2000
Larry Robinson	Mar. 23, 2000 - Jan. 28, 2002
Kevin Constantine	Jan. 28, 2002 - June 13, 2002
Pat Burns	June 13, 2002 - July 8, 2005
Larry Robinson	July 14, 2005 - Dec. 19, 2005
Lou Lamoriello	Dec. 19, 2005 - May 14, 2006
Claude Julien	June 13, 2006 - Apr. 2, 2007
Lou Lamoriello	Apr. 2, 2007 - May 5, 2007
Brent Sutter	July 13, 2007 - June 6, 2009
Jacques Lemaire	July 13, 2009 - Apr. 26, 2010
John MacLean	June 17, 2010 - Dec. 23, 2010
Jacques Lemaire	Dec. 23, 2010 - Apr. 10, 2011
Peter DeBoer	July 19, 2011 -

ASSISTANT COACHES

Marshall Johnston	1982-83 through Nov. 22, 1983
Lou Vairo	May 31, 1984 - May 6, 1986
Ron Smith	Aug. 6, 1986 - Jan. 26, 1988
Bob Hoffmeyer	Sept. 17, 1986 - May 25, 1989
Doug McKay	Feb. 4, 1988 - May 25, 1989
John Cuniff	May 31, 1989 - Nov. 6, 1989
Tim Burke	Nov. 7, 1989 - Mar. 4, 1991
Doug Sullivan	Aug. 29, 1990 - June 28, 1993
Robbie Ftorek	July 9, 1991 - July 31, 1992
Dave Farrish	July 31, 1992 - June 28, 1993
Larry Robinson	June 30, 1993 - July 26, 1995
Dennis Gendron	Sept. 1, 1994 - May 14, 1996
Chris Nilan	Aug. 3, 1995 - May 14, 1996
Robbie Ftorek	May 14, 1996 - May 21, 1998
Viacheslav Fetisov	July 28, 1998 - Jan. 28, 2002

ASSISTANT COACHES (cont.)

Larry Robinson	May 26, 1999 - Mar. 23, 2000
Bob Carpenter	Mar. 24, 2000 - June 10, 2000
Kurt Kleinendorst	Aug. 22, 2000 - June 9, 2001
Jay Leach	Aug. 3, 2001 - Jan. 28, 2002
John Cuniff	Jan. 28, 2002 - Apr. 27, 2002
Kurt Kleinendorst	Jan. 28, 2002 - Apr. 27, 2002
Larry Robinson	Feb. 25, 2002 - Apr. 27, 2002
Bob Carpenter	July 11, 2002 - Sept. 1, 2005
John MacLean	Sept. 29, 2002 - July 13, 2009
Jacques Laperriere	Aug. 5, 2003 - July 25, 2007
Larry Robinson	July 25, 2007 - July 22, 2008
Tommy Albelin	July 25, 2007 through 2009-10
Mario Tremblay	July 13, 2009 through 2009-10
Scott Stevens	2009-10
Larry Robinson	June 17, 2010 through 2011-12
Adam Oates	June 29, 2010 - June 26, 2012
Dave Barr	July 29, 2011 -
Scott Stevens	July 17, 2012 -
Matt Shaw	July 17, 2012 through 2012-13
Mike Foligno	July 19, 2013 -

GOALTENDING COACHES

Bob Bellemore	Oct. 5, 1987 - Aug. 20, 1990
Warren Strelow	Aug. 20, 1990 - June 28, 1993
Jacques Caron	Aug. 9, 1993 through
Chris Terreri	2009-10 through

SPECIAL ASSIGNMENT COACHES

Larry Robinson	Aug. 22, 2002 - July 14, 2005
Larry Robinson	Dec. 19, 2005 - May 14, 2006
Larry Robinson	July 22, 2008 - June 17, 2010
Chris Terreri	2008-09 through July 13, 2009
Pat Burns	2008-09 through 2010
Scott Stevens	2008-09 through July 17, 2012
Jacques Laperriere	2008-09 through
Jacques Lemaire	2010-11 through Dec. 23, 2010
Jacques Caron	2010-11 through
Jacques Lemaire	2011-12 through

TEAM CAPTAINS

Don Lever	1982-83 through Jan. 9, 1984
Mel Bridgman	Jan. 9, 1984 - Mar. 9, 1987
Kirk Muller	June 18, 1987 - Sept. 20, 1991
Bruce Driver	Oct. 5, 1991 - Sept. 24, 1992
Scott Stevens	Sept. 24, 1992 - Sept. 6, 2005
Scott Niedermayer	Jan. 9, 2004 - Aug. 4, 2005
Patrik Elias	Oct. 5, 2006 through 2006-07
Jamie Langenbrunner	Dec. 5, 2007 - Jan. 7, 2011
Zach Parise	Oct. 5, 2011 through 2011-12
Bryce Salvador	Jan. 17, 2013 -

BILLY MacMILLAN

SEASON	GMS	W	L	T	PTS	PCT
1982-83	80	17	49	14	48	.300
1983-84	20	2	18	0	4	.100
TOTAL	100	19	67	14	52	.260

TOM McVIE

SEASON	GMS	W	L	T	PTS	PCT
1983-84	60	15	38	7	37	.308
1990-91	13	4	5	4	12	.462
Playoffs	7	3	4	-	-	.429
1991-92	80	38	31	11	87	.544
Playoffs	7	3	4	-	-	.429
TOTAL	153	57	74	22	136	.444
PLAYOFFS	14	6	8	-	-	.429

DOUG CARPENTER

SEASON	GMS	W	L	T	PTS	PCT
1984-85	80	22	48	10	54	.338
1985-86	80	28	49	3	59	.369
1986-87	80	29	45	6	64	.400
1987-88	50	21	24	5	47	.470
TOTAL	290	100	166	24	224	.386

JIM SCHOENFELD

SEASON	GMS	W	L	T	PTS	PCT
1987-88	30	17	12	1	35	.583
Playoffs	20	11	9	-	-	.550
1988-89	80	27	41	12	66	.413
1989-90	14	6	6	2	14	.500
TOTAL	124	50	59	15	115	.464
PLAYOFFS	20	11	9	-	-	.550

JOHN CUNIFF

SEASON	GMS	W	L	T	PTS	PCT
1989-90	66	31	28	7	69	.523
Playoffs	6	2	4	-	-	.333
1990-91	67	28	28	11	67	.500
TOTAL	133	59	56	18	136	.511
PLAYOFFS	6	2	4	-	-	.333

HERB BROOKS

SEASON	GMS	W	L	T	PTS	PCT
1992-93	84	40	37	7	87	.518
Playoffs	5	1	4	-	-	.200

JACQUES LEMAIRE

SEASON	GMS	W	L	O/T	PTS	PCT
1993-94	84	47	25	12	106	.631
Playoffs	20	11	9	-	-	.550
1994-95	48	22	18	8	52	.542
Playoffs	20	16	4	-	-	.800
1995-96	82	37	33	12	86	.524
1996-97	82	45	23	14	104	.634
Playoffs	10	5	5	-	-	.500
1997-98	82	48	23	11	107	.652
Playoffs	6	2	4	-	-	.333
2009-10	82	48	27	7	103	.585
Playoffs	5	1	4	-	-	.200
2010-11	49	29	17	3	61	.622
TOTAL	509	276	166	67	619	.608
PLAYOFFS	61	35	26	-	-	.574

ROBBIE FTOREK

SEASON	GMS	W	L	T	PTS	PCT
1998-99	82	47	24	11	105	.640
Playoffs	7	3	4	-	-	.429
1999-00	74	41	25	8	95	.608
TOTAL	156	88	49	19	200	.625
PLAYOFFS	7	3	4	-	-	.429

LARRY ROBINSON

SEASON	GMS	W	L	O/T	PTS	PCT
1999-00	8	4	4	0	8	.500
Playoffs	23	16	7	-	-	.696
2000-01	82	48	22	12	111	.659
Playoffs	25	15	10	-	-	.600
2001-02	51	21	23	7	52	.480
2005-06	32	14	13	5	33	.516
TOTAL	173	87	62	24	204	.572
PLAYOFFS	48	31	17	-	-	.646

KEVIN CONSTANTINE

SEASON	GMS	W	L	T	PTS	PCT
2001-02	31	20	9	2	43	.677
Playoffs	6	2	4	-	-	.333

PAT BURNS

SEASON	GMS	W	L	T	PTS	PCT
2002-03	82	46	26	10	108	.622
Playoffs	24	16	8	-	-	.667
2003-04	82	43	27	12	100	.598
Playoffs	5	1	4	-	-	.200
TOTAL	164	89	53	22	208	.610
PLAYOFFS	29	17	12	-	-	.586

LOU LAMORIELLO

SEASON	GMS	W	L	O/T	PTS	PCT
2005-06	50	32	14	4	68	.680
Playoffs	9	5	4	-	-	.556
2006-07	3	2	0	1	5	.833
Playoffs	11	5	6	-	-	.455
TOTAL	53	34	14	5	73	.689
PLAYOFFS	20	10	10	-	-	.500

CLAUDE JULIEN

SEASON	GMS	W	L	O/T	PTS	PCT
2006-07	79	47	24	8	102	.646

BRENT SUTTER

SEASON	GMS	W	L	O/T	PTS	PCT
2007-08	82	46	29	7	99	.604
Playoffs	5	1	4	-	-	.200
2008-09	82	51	27	4	106	.646
Playoffs	7	3	4	-	-	.429
TOTAL	164	97	56	11	205	.625
PLAYOFFS	12	4	8	-	-	.333

JOHN MacLEAN

SEASON	GMS	W	L	O/T	PTS	PCT
2010-11	33	9	22	2	20	.303

PETER DeBOER

SEASON	GMS	W	L	O/T	PTS	PCT
2011-12	82	48	28	6	102	.622
Playoffs	24	14	10	-	-	.583
2012-13	48	19	19	10	48	.500
TOTAL	130	67	47	16	150	.577
PLAYOFFS	24	14	10	-	-	.583

SEASON	GP	W	L	T	PTS	PCT	GF	GA	FINISH
1974-75 (KC)	80	15	54	11	41	.256	184	328	5
1975-76 (KC)	80	12	56	12	36	.225	190	351	5
1976-77 (Col)	80	20	46	14	54	.338	226	307	5
1977-78 (Col)	80	19	40	21	59	.369	257	305	2
1978-79 (Col)	80	15	53	12	42	.263	210	331	4
1979-80 (Col)	80	19	48	13	51	.319	234	308	6
1980-81 (Col)	80	22	45	13	57	.356	258	344	5
1981-82 (Col)	80	18	49	13	49	.306	241	362	5

SEASON	GP	HOME						AWAY							
		W	L	T	PTS	GF	GA	GP	W	L	T	PTS	GF	GA	
1974-75 (KC)	40	12	20	8	32	111	135	40	3	34	3	9	73	193	
1975-76 (KC)	40	8	24	8	24	114	166	40	4	32	4	12	76	185	
1976-77 (Col)	40	12	20	8	32	114	143	40	8	26	6	22	112	164	
1977-78 (Col)	40	17	14	9	43	139	118	40	2	26	12	16	118	187	
1978-79 (Col)	40	8	24	8	24	111	159	40	7	29	4	18	99	172	
1979-80 (Col)	40	12	20	8	32	128	144	40	7	28	5	19	106	164	
1980-81 (Col)	40	15	16	9	39	141	155	40	7	29	4	18	117	189	
1981-82 (Col)	40	14	21	5	33	127	148	40	4	28	8	16	114	214	
		G		W		L		T		PTS		GF		GA	
Totals:	at Kansas City			80		20		44		16		56		225	
	at Colorado			240		78		115		47		203		760	
	on road			320		42		232		46		130		815	
														1468	

POWER PLAY:			PENALTY KILLING:		PENALTY MINUTES:		SHORTHANDED GOALS:	
YEAR	PPG-ADV	PCT	PPGA-TS	PCT	MINUTES	AVG	FOR	AGAINST
1974-75	57-351	16.2	53-233	77.3	744	9.6	6	6
1975-76	46-352	13.1	80-295	72.9	984	12.3	2	17
1976-77	44-274	16.1	61-247	75.3	978	12.2	9	7
1977-78	63-279	22.6	53-237	77.6	818	10.2	5	7
1978-79	60-267	22.5	53-233	77.7	838	10.5	8	4
1979-80	53-304	17.4	70-286	75.5	1020	12.8	6	3
1980-81	76-373	20.4	63-268	76.5	1418	17.7	5	8
1981-82	46-305	15.1	78-294	73.5	1138	14.2	4	15

COACHING RECORDS

COACH	YEARS(S)	G	W	L	T	PTS	PCT
Bep Guidolin	1974-75, 75-76	125	26	84	15	67	.268
Sid Abel	1975-76	3	0	3	0	0	.000
Eddie Bush	1975-76	32	1	23	8	10	.156
John Wilson	1976-77	80	20	46	14	54	.338
Pat Kelly	1977-78, 78-79	101	22	54	25	69	.342
Aldo Guidolin	1978-79	59	12	39	8	32	.271
Don Cherry	1979-80	80	19	48	13	51	.319
Billy MacMillan	1980-81	80	22	45	13	57	.356
Bert Marshall	1981-82	24	3	17	4	10	.208
Marshall Johnston	1981-82	56	15	32	9	39	.348

DEVILS' RECORD VS. EXPANSION TEAMS

Season	Team	First Game	Score	First Season	W-L-O/T
1991-92	San Jose	Oct. 26	W 9-0	2-1-0	17-8-3
1992-93	Ottawa	Nov. 25	L 1-3	2-1-1	46-24-8
1992-93	Tampa Bay	Dec. 18	W 2-0	2-0-0	50-22-10
1993-94	Anaheim	Oct. 20	W 4-0	2-0-0	15-8-1
1993-94	Florida	Oct. 23	W 2-1	3-0-2	47-23-10
1998-99	Nashville	Jan. 30	Lo 2-3	1-1-0	10-5-2
1999-00	Atl./Wpg.	Oct. 2	W 4-1	4-0-0	30-13-8
2000-01	Columbus	Dec. 27	To 2-2	1-0-1	8-2-2
2000-01	Minnesota	Jan. 21	W 4-2	2-0-0	7-3-2
Total			6-2-1	19-3-4	230-108-46

Games in which score was tied after goaltender was pulled for extra attacker:

NO.	DATE	SCORER	TIME	FINAL SCORE
1.	2/21/83	Paul Cyr, Buffalo	19:50	Buffalo 4 at DEVILS 4
2.	3/10/84	Rob Ramage, St. Louis	19:17	DEVILS 5 at St. Louis 6 (OT)
3.	3/07/85	Dave Pichette, Devils	19:20	
4.		Pat Verbeek, Devils	19:51	NY Islanders 4 at DEVILS 4 (OT)
5.	4/06/85	John Tonelli, NY Islanders	19:12	DEVILS 5 at NY Islanders 5 (OT)
6.	10/31/85	Doug Sullivan, Devils	19:32	Detroit 2 at DEVILS 2 (OT)
7.	11/02/85	Tim Higgins, Devils	19:28	NY Rangers 5 at DEVILS 6 (OT)
8.	1/22/86	Aaron Broten, Devils	19:11	DEVILS 6 at Calgary 6 (OT)
9.	3/01/87	Bruce Driver, Devils	19:54	DEVILS 5 at Hartford 5 (OT)
10.	3/14/87	Mikko Makela, NY Islanders (PP)	19:49	DEVILS 6 at NY Islanders 7 (OT)
11.	10/17/87	Pat Verbeek, Devils	19:20	DEVILS 3 at Hartford 4 (OT)
12.	1/21/88	Brendan Shanahan, Devils	19:47	Detroit 3 at DEVILS 2 (OT)
13.	12/21/88	Jim Korn, Devils	18:57	DEVILS 5 at Winnipeg 5 (OT)
14.	2/17/89	Laurie Boschman, Winnipeg	19:27	DEVILS 2 at Winnipeg 3 (OT)
15.	11/28/89	Pat LaFontaine, NY Islanders	19:37	NY Islanders 2 at DEVILS 3 (OT)
16.	12/26/89	Kirk Muller, Devils	19:35	DEVILS 4 at NY Rangers 4 (OT)
17.	1/24/90	Michal Pivonka, Washington (SH)	19:22	Washington 2 at DEVILS 3
18.	2/06/90	Patrik Sundstrom, Devils (PP)	19:57	Edmonton 2 at DEVILS 2 (OT)
19.	2/19/90	Kirk Muller, Devils (PP)	19:53	DEVILS 3 at NY Rangers 4 (OT)
20.	2/25/90	Gary Nylund, NY Islanders	19:10	DEVILS 3 at NY Islanders 3 (OT)
21.	4/01/90	Bruce Driver, Devils	19:34	DEVILS 3 at Boston 3 (OT)
22.	10/04/90	Brendan Shanahan, Devils	19:45	Detroit 3 at DEVILS 3 (OT)
23.	11/28/90	Rick Tocchet, Philadelphia	19:11	Philadelphia 5 at DEVILS 5 (OT)
24.	3/06/91	Brendan Shanahan, Devils	19:51	DEVILS 3 at Buffalo 3 (OT)
25.	3/21/91	John MacLean, Devils	19:32	DEVILS 2 at Chicago 2 (OT)
26.	11/20/91	Peter Bondra, Washington	19:43	Washington 5 at DEVILS 6 (OT)
27.	12/13/91	Scott Stevens, Devils	18:44	Pittsburgh 4 at DEVILS 3
28.	12/26/91	Derek King, NY Islanders	19:59	DEVILS 5 at NY Islanders 5 (OT)
29.	2/18/92	Kevin Dineen, Philadelphia	19:55	Philadelphia 3 at DEVILS 4 (OT)
30.	2/20/92	Claude Lemieux, Devils	19:24	DEVILS 4 at Chicago 4 (OT)
31.	3/21/92	Stephane Richer, Devils	19:09	NY Islanders 2 at DEVILS 2 (OT)
32.	10/22/92	Dirk Graham, Chicago	19:21	DEVILS 6 at Chicago 5 (OT)
33.	4/14/93	Joe Mullen, Pittsburgh	18:54	Pittsburgh 6 at DEVILS 6 (OT)
34.	4/04/95	Stephane Richer, Devils	19:47	Tampa Bay 1 at DEVILS 1 (OT)
35.	11/02/95	Kevin Miller, San Jose	19:51	DEVILS 3 at San Jose 3 (OT)
36.	1/10/97	Tony Amonte, Chicago	19:40	Chicago 3 at DEVILS 3 (OT)
37.	1/05/98	Joe Nieuwendyk, Dallas	19:24	Dallas 4 at DEVILS 3 (OT)
38.	1/03/00	Vaclav Prospal, Ottawa	19:59	DEVILS 4 at Ottawa 3 (OT)
39.	11/01/00	Paul Ranheim, Philadelphia	18:34	Philadelphia 1 at DEVILS 1 (OT)
40.	12/27/00	Jason Arnott, Devils (PP)	18:51	Columbus 2 at DEVILS 2 (OT)
41.	11/09/01	Patrik Elias, Devils	19:14	Toronto 2 at DEVILS 3 (OT)
42.	11/15/01	Bobby Holik, Devils	19:32	DEVILS 4 at Boston 5 (OT)
43.	2/07/02	Ray Ferraro, Atlanta	19:58	Atlanta 3 at DEVILS 3 (OT)
44.	1/22/03	Joe Nieuwendyk, Devils	19:47	DEVILS 5 at San Jose 4 (OT)
45.	3/01/03	Jamie Langenbrunner, Devils	19:27	Washington 1 at DEVILS 2 (OT)
46.	10/16/03	Sergei Brylin, Devils	19:58	Toronto 2 at DEVILS 2 (OT)
47.	11/21/03	Dick Tarnstrom, Pittsburgh (PP)	19:33	Pittsburgh 1 at DEVILS 2 (OT)
48.	3/05/04	Vincent Lecavalier, Tampa Bay	19:50	DEVILS 2 at Tampa Bay 3 (OT)
49.	3/10/06	Dainius Zubrus, Washington (PP)	19:26	DEVILS 4 at Washington 3 (SO)
50.	3/23/06	Brian Gionta, Devils (PP)	18:58	DEVILS 5 at Atlanta 6 (OT)
51.	3/28/06	Dany Heatley, Ottawa	19:29	DEVILS 3 at Ottawa 2 (SO)
52.	4/02/06	Patrik Elias, Devils (PP)	19:40	DEVILS 3 at Pittsburgh 2 (OT)
53.	4/11/06	Eric Staal, Carolina (SH)	19:14	DEVILS 4 at Carolina 3 (OT)
54.	10/12/06	Brian Gionta, Devils	19:22	Toronto 6 at DEVILS 7 (SO)
55.	10/19/06	Brian Gionta, Devils	19:48	Nashville 4 at DEVILS 3 (SO)
56.	1/13/07	Miroslav Satan, NY Islanders (PP)	19:58	DEVILS 2 at NY Islanders 1 (OT)
57.	1/20/07	Brian Gionta, Devils	19:39	Philadelphia 3 at DEVILS 4 (SO)
58.	2/01/07	Zach Parise, Devils	19:28	DEVILS 6 at Philadelphia 5 (OT)
59.	3/02/07	Sergei Brylin, Devils (PP)	18:51	Toronto 4 at DEVILS 3 (SO)
60.	4/08/07	John Madden, Devils	19:59	NY Islanders 3 at DEVILS 2 (SO)
61.	1/12/08	David Clarkson, Devils	18:53	DEVILS 3 at Buffalo 2 (SO)
62.	2/15/08	Marian Hossa, Atlanta	19:41	Atlanta 4 at DEVILS 3 (SO)
63.	11/15/08	Alexander Ovechkin, Washington	19:59	Washington 5 at DEVILS 6 (SO)
64.	11/26/08	David Booth, Florida	19:52	DEVILS 3 at Florida 2 (OT)
65.	1/30/09	Jamie Langenbrunner, Devils	19:29	Penguins 3 at DEVILS 4 (OT)
66.	4/09/09	Dany Heatley, Ottawa	19:00	DEVILS 3 at Ottawa 2 (SO)
67.	10/08/09	Travis Zajac, Devils	19:59	DEVILS 4 at Tampa Bay 3 (SO)
68.	2/05/10	Travis Zajac, Devils (PP)	19:16	Toronto 3 at DEVILS 4
69.	3/25/10	Chris Drury, NY Rangers	19:43	NY Rangers 4 at DEVILS 3 (SO)
70.	4/02/10	Kris Versteeg, Chicago	19:34	Chicago 2 at DEVILS 1 (SO)
71.	10/21/11	Joe Pavelski, San Jose	19:27	San Jose 4 at DEVILS 3 (SO)
72.	12/08/11	Jesse Winchester, Ottawa (SH)	19:55	Ottawa 4 at DEVILS 5 (SO)
73.	1/31/12	David Clarkson, Devils	19:12	NY Rangers 3 at DEVILS 4 (SO)
74.	2/21/12	Phil Kessel, Toronto	19:16	DEVILS 4 at Toronto 3 (OT)
75.	3/07/13	Patrik Elias, Devils	18:54	Buffalo 2 at DEVILS 3 (SO)
76.	3/29/13	Alexander Killorn, Tampa Bay	19:44	DEVILS 4 at Tampa Bay 5 (SO)
77.	3/30/13	Shawn Matthias, Florida	19:33	DEVILS 2 at Florida 3 (OT)

Devils have tied the score 40 times, opponents 37 times, when pulling the goaltender.

1982: 5/27: John McMullen, John Whitehead and Brendan Byrne purchase Colorado Rockies and receive NHL approval to shift franchise to New Jersey Meadowlands...**6/30:** New Jersey franchise officially christened as "Devils" in fan balloting...**9/21:** Devils' debut at Meadowlands concludes in 3-2 pre-season defeat to Rangers...**10/5:** Opening night. Devils tie Penguins 3-3 in NHL. Meadowlands' debut. Don Lever scores first Devils' goal...**10/8:** Devils gain first victory before capacity 19,023 at Meadowlands, downing Rangers 3-2. **1983: 7/5:** Devils purchase AHL Maine Mariners for top development farm team. **1984: 1/31:** Glenn Resch is winning goaltender and Joe Cirella scores goal as Wales Conference defeats Campbell's, 7-6, in 36th NHL All-Star Game, played at Meadowlands Arena before capacity crowd of 18,939. **1987: 1/22:** Blizzard creates "334 Club." Devils defeat Calgary, 7-5, at Meadowlands before 334 fans who brave 15 inches of snow. Match is delayed 106 minutes as only 13 Devils' players arrive by scheduled game time. Contest ended at 11:44 P.M. **4/23:** Devils shift AHL Maine Mariners to Utica, NY...**4/30:** Lou Lamoriello, former head coach and athletic director at Providence College is named new Devils' president. **1988: 4/3:** Biggest game to date in franchise history is decided when John MacLean scores at 2:21 of OT to propel Devils to 4-3 win at Chicago, clinching first playoff spot...**4/22:** Patrick Sundstrom sets NHL playoff record (since tied) with eight points (3g-5a), Mark Johnson nets four goals as Devils drop Caps 10-4 in game three...**4/30:** Devils down Caps 3-2 in game seven to take Patrick Division Playoff crown...**5/6:** More fireworks after this game than during, as Bruins drop Devils 6-1 in game three of Wales Conference Championship and Schoenfeld/Koharski incident ensues...**5/8:** Devils even series at two with 3-1 win following 66-minute delay as amateur officials work the match in the wake of Schoenfeld suspension, no formal hearing or appeal for same, restraining order vs. NHL and referee walkout. **1989: 6/26:** Ending 18 months of rumor and speculation, the Devils announce the signings of Soviet defensemen Viacheslav Fetisov and Sergei Starikov. **1992: 1/10:** Devils name Sherry Ross new radio commentator...**1/29:** Devils announce that the club will modify its uniform design for the 1992-93 season. **1993: 5/5:** Devils announce they have established a new, three-year working agreement with the AHL's Capital District franchise. The team will be known as the Albany River Rats and will play their home games at Knickerbocker Arena...**12/28:** With game-winning goal vs. Hartford, John MacLean surpasses Kirk Muller as the Devils' all-time leading scorer with 521 points. **1994: 4/27:** Devils play sixth longest game in league history at the time in 1-0 loss at Buffalo. Game is decided when Dave Hannan scores the GWG at 5:43 of the fourth OT...**5/27:** One of the best seasons in club history comes to an end with 2-1 double OT loss to NY Rangers in deciding game of Eastern Conference Finals. Valeri Zepelukin sent the game into OT by scoring goal with 7.7 seconds remaining in the third period...**10/25:** Executive VP Max McNab retires after spending nearly 50 years in hockey. **1995: 6/13:** Devils defeat the Philadelphia Flyers in game six of conference finals (4-2) to advance to the Stanley Cup Finals for the first time in franchise history...**6/24:** Devils become Stanley Cup Champions by sweeping the Detroit Red Wings in four straight...**6/28:** Devils and their fans celebrate the Stanley Cup victory at an outdoor Meadowlands' celebration...**10/7:** Devils open 1995-96 season by unveiling the Stanley Cup, complete with the names of the 1994-95 Stanley Cup Champions and raising the Stanley Cup Championship banner in a pre-game ceremony...**11/7:** The Devils and the New Jersey Sports and Exposition Authority announce that they have finalized the documents of the Devils' lease that will make the Meadowlands Arena the Devils' home for the next 12 seasons. **1996: 1/6:** Devils play first-ever game in newly-renamed Continental Airlines Arena. **1997: 4/17:** Martin Brodeur becomes the second goalie in NHL history to record a goal (19:15 of 3rd period) in post-season play during Devils' 5-2 win in game one of East. Conf. Quarterfinals vs. Montreal. **1998: 11/18:** Former Devil Peter Stastny, who appeared in 217 regular-season games for New Jersey, is inducted into the Hockey Hall of Fame...**12/8:** Ken Daneyko becomes Devils' all-time games-played leader by appearing in his 935th contest. **1999: 1/4:** NHL determines St. Louis Blues tampered by negotiating the terms of a free agent offer sheet with Scott Stevens prior to July 1, 1994, the expiration date of his then-current contract...**10/29:** In 4-2 win at Carolina, Ken Daneyko becomes the first player to appear in 1,000 games in a Devils' sweater. **2000: 2/15:** Goaltender Martin Brodeur is credited with his second career goal (first regular-season) as the last player to touch the puck on a delayed penalty. His tally is the first game-winner by a netminder in NHL history...**3/16:** The Devils and Puck Holdings, an entity affiliated with the YankeeNets organization, announce they have signed a definitive agreement for the transfer of the franchise to Puck Holdings...**5/26:** Patrik Elias' late third period goal gives Devils 2-1 win over Flyers and Eastern Conf. Championship. New Jersey becomes the first team to erase a 3-1 deficit in a best-of-seven conference championship series...**6/10:** Jason Arnott's goal at 28:20 of OT gives Devils their second Stanley Cup Championship in six years...**6/14:** Devils celebrate championship with their fans at Continental Airlines Arena...**10/6:** The Devils raise their Stanley Cup Championship banner in opening night ceremony. The team honors founder Dr. John J. McMullen, who brought professional hockey to New Jersey in 1982 and owned the team during its first 18 seasons. **2001: 11/12:** Devils' Assistant Coach Viacheslav Fetisov is one of five former players inducted into the Hockey Hall of Fame. **2002: 5/10:** Devils mourn the loss of John Cuniff who lost his battle with cancer. **2003: 2/25:** Scott Niedermayer becomes the franchise's all-time scoring leader among defensemen with an assist in a 4-1 win at Washington...**6/9:** The Devils defeat the Mighty Ducks of Anaheim four games to three following a 3-0 victory in game seven of the Stanley Cup Finals to capture their third championship in nine years. New Jersey establishes an NHL record with their 12th post-season win on home ice, while Martin Brodeur sets an NHL record with his seventh shutout of the playoffs...**6/14:** The club held its Stanley Cup Championship celebration for their fans adjacent to the Continental Airlines Arena...**7/11:** Defenseman Ken Daneyko, one of just five members of all three New Jersey Stanley Cup Championship teams, retired as an active player, but will remain with the organization...**10/16:** Devils raise their third Stanley Cup Championship banner in opening-night ceremony...**10/30:** New Jersey plays its 1,000th game at the Meadowlands: 839 regular-season, 92 playoffs, 65 pre-season and four exhibition outings...**11/26:** During a 3-3 OT tie at Anaheim, Scott Stevens passes his former Capitals' teammate Larry Murphy for most appearances (1,616) by a defenseman in NHL history (since surpassed). **2004: 2/5:** The Devils enter into a new multi-year agreement with SportsRadio 66 WFAN to broadcast its games...**2/27:** Pat Burns becomes just the 11th individual in history to reach the 1,000 games-coached mark. He is honored by the Devils and NHL just prior

to that evening's game vs. Atlanta...**3/16:** Devils/FSNY broadcaster Mike Emrick is presented with the Lester Patrick Award for service to U.S. hockey...**3/30:** In 5-0 victory vs. NY Rangers, Pat Burns becomes just the ninth coach in NHL history to reach the 500-win mark...**6/22:** NHL Board of Governors approves Jeff Vanderbeek as the team's principal owner...**11/8:** The Devils and MSG Networks announce the signing of a new rights agreement in which FSNY will continue to broadcast the team's games through the 2023-24 season. **2005: 2/2:** The Devils and the city of Newark formally sign an agreement to build a new state-of-the-art arena in the state's largest city...**7/8:** Devils announce that due to medical reasons, Pat Burns will not return as head coach...**9/6:** Defenseman Scott Stevens announces his retirement as an active player...**9/16:** The Devils mourn the loss of Dr. John J. McMullen, who owned the team from 1982-2000...**10/3:** The Devils and the city of Newark break ground on the team's new 17,500-seat arena. **2006: 2/3:** The Devils honor former Captain Scott Stevens by retiring his no. 4 jersey in pre-game ceremony. He is the first player in franchise history to have his sweater raised to the arena rafters...**3/24:** Former defenseman Ken Daneyko's no. 3 is retired before the evening's Devils/Bruins contest...**4/18:** In a 4-3 victory at Montreal, the Devils complete the largest come-from-behind division championship win in NHL history. The team trailed first place Philadelphia by 19 points on January 6. The decision extended New Jersey's winning streak to an NHL-record 11 games to close out the regular-season schedule...**5/16:** The AHL Board of Governors approves the Devils' purchase of the Lowell franchise; team to be named the Lowell Devils...**9/21:** New Jersey purchases a majority interest in the ECHL franchise in Trenton, NJ. **2007: 1/8:** The Devils' new home in Newark, NJ is officially named "Prudential Center"...**4/5:** Martin Brodeur establishes an NHL single-season record with his 48th victory of the season, 3-2, at Philadelphia...**5/18:** New Jersey re-brands its ECHL affiliate from the Trenton "Titans" to the Trenton "Devils"...**10/25:** Ribbon-cutting ceremony takes place at Prudential Center's Verizon Tower. Among those in attendance are New Jersey Governor Jon S. Corzine, Newark Mayor Cory A. Booker, Devils' Chairman/Managing Partner Jeff Vanderbeek, President/CEO/General Manager Lou Lamoriello, and Prudential Chairman Art Ryan...**10/27:** The Devils open Newark's Prudential Center against the Ottawa Senators. Brian Gionta scores the team's first goal in its new home...**10/31:** New Jersey defeats Tampa Bay, 6-1, for its first victory at Prudential Center...**11/12:** Defenseman Scott Stevens, who captained the Devils to three Stanley Cup Championships, is inducted into the Hockey Hall of Fame...**11/17:** Martin Brodeur wins his 500th career game, becoming only the second goalie (P. Roy) in NHL history to accomplish the feat. **2008: 9/11:** The Devils' practice facility is formally introduced as "AmeriHealth Pavilion at Prudential Center"...**10/18:** With two assists in a 4-3 shootout win at Washington, Patrik Elias reached/surpassed Scott Niedermayer's previous franchise mark of 411...**11/10:** Devils/MSG Plus broadcaster Mike Emrick receives the Foster Hewitt Memorial Award for outstanding contributions as a hockey broadcaster. Former Devils' center Igor Larionov is inducted into the Hockey Hall of Fame. **2009: 3/1:** Martin Brodeur made 27 saves and became just the second goaltender (T. Sawchuk) in NHL history to record 100 career regular-season shutouts...**3/14:** In his hometown of Montreal, Que., Martin Brodeur tied Patrick Roy's NHL record of 551 career regular-season victories. With 1g-1a-2pts, Patrik Elias tied John MacLean's franchise record of 701 career points...**3/17:** In the Devils' 3-2 win vs. the Blackhawks, Martin Brodeur established a new NHL record with 552 career regular-season wins. Patrik Elias recorded an assist, passing John MacLean as New Jersey's all-time leading scorer...**6/18:** For his record-setting accomplishments during the 2008-09 season, Martin Brodeur is honored at the New Jersey Statehouse by the state assembly and senate...**10/3:** In the season-opener vs. Philadelphia, Martin Brodeur became just the second netminder in league history (P. Roy) to reach the 1,000 games-played mark...**11/7:** Martin Brodeur starts his 1,000th career NHL game at Ottawa, becoming the first goaltender in history to reach the mark...**11/9:** Devils' President/CEO/General Manager Lou Lamoriello is inducted into the Hockey Hall of Fame in the Builder Category...**11/25:** Devils' radio broadcaster Sherry Ross became the first woman to provide play-by-play for a full 60-minute NHL game in English, when the team hosted the Ottawa Senators at Prudential Center...**12/18:** Martin Brodeur surpassed Patrick Roy's league record for most games played (1,029) among goaltenders in history...**12/21:** Martin Brodeur stopped all 35 shots he faced, while establishing a new NHL record with 104 career shutouts. **2010: 3/17:** New Jersey wears its classic red, green and white uniforms for the first time since 1991-92...**3/22:** Sherry Ross, who earlier in the season became the first woman to provide play-by-play of an NHL game, was honored for her accomplishment at the New Jersey Statehouse in Trenton...**6/10:** The Devils shift their AHL operations to Albany, NY after four seasons in Lowell, MA...**11/19:** The Devils and the rest of the hockey world mourn the loss of former Head Coach Pat Burns, who passed away after a courageous bout with cancer at Maison Aube-Lumiere in Sherbrooke, Que. **2011: 3/12:** At 32-32-4 overall, New Jersey established a league record by reaching the NHL-500 mark after being 19 games under on January 8...**4/10:** Devils' Head Coach Jacques Lemaire, who relieved John MacLean earlier in the season, announces his retirement...**4/12:** The Devils win the NHL Draft lottery, moving up from the no. 8 position to the no. 4 position...**11/14:** Former Devils' forwards Doug Gilmour and Joe Nieuwendyk are among four players inducted into the Hockey Hall of Fame...**12/16:** The Devils retire no. 27 in honor of former defenseman Scott Niedermayer. His sweater is raised to Prudential Center's rafters in a pre-game ceremony...**12/17:** Patrik Elias scored two goals to equal/surpass John MacLean (347) as the all-time leader in franchise history. **2012: 10/15:** Lou Lamoriello is among three individuals inducted into the U.S. Hockey Hall of Fame...**11/12:** Former Devils' Assistant Coach Adam Oates among four individuals inducted into the Hockey Hall of Fame. **2013: 1/17:** Defenseman Bryce Salvador named tenth captain in team history...**1/22:** Devils open 48-game season with 2-1 win at Long Island following four-month work stoppage...**3/16:** Long-time Goaltending Coach Jacques Caron honored prior to game vs. Montreal...**3/23:** Martin Brodeur wins 100th game at Prudential Center, becoming first goalie with 100 wins in two buildings...**6/30:** Devils, Prudential Center and city of Newark host the 2013 NHL Entry Draft...**7/9:** Former Devils Scott Niedermayer and Brendan Shanahan are among five individuals selected for induction into the Hockey Hall of Fame...**8/15:** A partnership controlled by David Blitzler and Joshua Harris complete its purchase of the Devils from Jeff Vanderbeek, who will work with the new ownership group as a senior advisor.

GREG ADAMS												
YEAR	GP	G	A	PTS	PIM	PP	SH					
1984-85	36	12	9	21	14	5	0					
1985-86	78	35	42	77	30	10	0					
1986-87	72	20	27	47	19	6	0					
TOTALS	186	67	78	145	63	21	0					
TOMMY ALBELIN												
YEAR	GP	G	A	PTS	PIM	PP	SH					
1988-89	46	7	24	31	40	1	1					
1989-90	68	6	23	29	63	4	0					
1990-91	47	2	12	14	44	1	0					
1991-92	19	0	4	4	4	0	0					
1992-93	36	1	5	6	14	1	0					
1993-94	62	2	17	19	36	1	0					
1994-95	42	5	12	15	20	2	0					
1995-96	53	1	12	13	14	0	0					
2001-02	42	1	3	4	4	0	0					
2002-03	37	1	6	7	6	0	1					
2003-04	45	1	3	4	4	0	0					
2005-06	36	0	0	6	2	0	0					
TOTALS	539	27	125	152	251	10	2					
PLAYOFFS	GP	G	A	PTS	PIM	PP	SH					
1991	3	0	1	1	2	0	0					
1992	1	1	1	2	0	0	0					
1993	5	2	0	2	0	1	0					
1994	20	2	5	7	14	1	0					
1995	20	1	7	0	2	0	0					
2002	6	0	1	0	2	0	0					
2003	16	1	0	1	2	0	0					
2004	4	0	1	1	0	0	0					
2006	2	0	0	0	2	2	0					
TOTALS	77	7	15	22	22	2	0					
MATT ANDERSON												
YEAR	GP	G	A	PTS	PIM	PP	SH					
2012-13	2	0	1	1	0	0	0					
PERRY ANDERSON												
YEAR	GP	G	A	PTS	PIM	PP	SH					
1985-86	57	7	12	19	91	1	0					
1986-87	57	10	9	19	107	2	0					
1987-88	60	4	6	10	222	0	0					
1988-89	39	3	6	9	128	0	0					
1990-91	1	0	0	0	5	0	0					
TOTALS	208	24	33	57	553	4	0					
PLAYOFFS	GP	G	A	PTS	PIM	PP	SH					
1988	10	0	0	0	113	0	0					
1991	4	0	1	1	10	0	0					
TOTALS	14	0	1	1	123	0	0					
DAVE ANDREYCHUK												
YEAR	GP	G	A	PTS	PIM	PP	SH					
1995-96	15	8	5	13	10	2	0					
1996-97	82	27	34	61	48	4	1					
1997-98	75	14	34	48	26	4	0					
1998-99	52	15	33	28	20	4	0					
TOTALS	224	64	86	150	104	14	1					
PLAYOFFS	GP	G	A	PTS	PIM	PP	SH					
1997	1	0	0	0	0	0	0					
1998	6	1	0	1	4	1	0					
1999	4	2	0	2	4	0	0					
TOTALS	11	3	0	3	8	1	0					
MIKE ANTONOVICH												
YEAR	GP	G	A	PTS	PIM	PP	SH					
1982-83	30	7	7	14	11	2	0					
1983-84	38	3	5	8	16	0	0					
TOTALS	68	10	12	22	27	2	0					
JASON ARNOTT												
YEAR	GP	G	A	PTS	PIM	PP	SH					
1997-98	35	5	10	15	21	3	0					
1998-99	74	27	27	54	79	8	0					
1999-00	76	22	34	56	51	7	0					
2000-01	54	21	34	55	75	8	0					
2001-02	63	22	19	41	59	8	0					
2010-11	62	13	11	24	32	2	0					
TOTALS	364	110	135	245	317	36	0					
PLAYOFFS	GP	G	A	PTS	PIM	PP	SH					
1998	7	2	2	2	0	1	0					
1999	7	2	2	4	4	1	0					
2000	23	8	12	20	18	3	0					
2001	23	8	7	15	16	5	0					
TOTALS	58	18	23	41	38	9	0					
ARRON ASHAM												
YEAR	GP	G	A	PTS	PIM	PP	SH					
2007-08	77	6	4	10	84	0	0					
PLAYOFFS	GP	G	A	PTS	PIM	PP	SH					
2008	5	0	1	1	2	0	0					
BRENT ASHTON												
YEAR	GP	G	A	PTS	PIM	PP	SH					
1982-83	76	14	19	33	47	4	0					
DAVE BARR												
YEAR	GP	G	A	PTS	PIM	PP	SH					
1991-92	41	6	12	18	32	0	1					
1992-93	62	6	8	14	61	0	1					
TOTALS	103	12	20	32	93	0	2					
PLAYOFFS	GP	G	A	PTS	PIM	PP	SH					
1993	5	1	0	1	6	0	0					

NICLAS BERGFORS							
YEAR	GP	G	A	PTS	PIM	PP	SH
2007-08	1	0	0	0	0	0	0
2008-09	8	1	0	1	0	0	0
2009-10	54	13	14	27	10	8	0
TOTALS	63	14	14	28	10	8	0
CHRISTIAN BERGLUND							
YEAR	GP	G	A	PTS	PIM	PP	SH
2001-02	15	2	7	9	8	0	0
2002-03	38	4	5	9	20	0	0
2003-04	23	2	3	5	4	0	0
TOTALS	76	8	15	23	32	0	0
PLAYOFFS	GP	G	A	PTS	PIM	PP	SH
2002	3	0	0	0	2	0	0
ERIC BERTRAND							
YEAR	GP	G	A	PTS	PIM	PP	SH
1999-00	4	0	0	0	0	0	0
JIRI BICEK							
YEAR	GP	G	A	PTS	PIM	PP	SH
2000-01	5	1	0	1	4	0	0
2001-02	1	0	0	0	0	0	0
2002-03	44	5	6	11	25	1	0
2003-04	12	0	1	1	0	0	0
TOTALS	62	6	7	13	29	1	0
PLAYOFFS	GP	G	A	PTS	PIM	PP	SH
2003	5	0	0	0	0	0	0
2004	2	0	0	0	0	0	0
TOTALS	7	0	0	0	0	0	0
TIMO BLOMQUIST							
YEAR	GP	G	A	PTS	PIM	PP	SH
1986-87	20	0	2	2	29	0	0
DOUG BODGER							
YEAR	GP	G	A	PTS	PIM	PP	SH
1997-98	49	5	5	10	25	3	0
PLAYOFFS	GP	G	A	PTS	PIM	PP	SH
1998	5	0	0	0	0	0	0
BRAD BOBARDIR							
YEAR	GP	G	A	PTS	PIM	PP	SH
1997-98	43	1	5	6	8	0	0
1998-99	56	1	7	8	16	0	0
1999-00	32	3	1	4	6	0	0
TOTALS	131	5	13	18	30	0	0
PLAYOFFS	GP	G	A	PTS	PIM	PP	SH
1999	5	0	0	0	0	0	0
2000	1	0	0	0	0	0	0
TOTALS	6	0	0	0	0	0	0
LAURIE BOSCHMAN							
YEAR	GP	G	A	PTS	PIM	PP	SH
1990-91	78	11	9	20	77	0	1
1991-92	75	8	20	28	121	0	0
TOTALS	153	19	29	48	198	0	1
PLAYOFFS	GP	G	A	PTS	PIM	PP	SH
1991	7	1	1	2	16	0	0
1992	7	1	0	1	8	0	0
TOTALS	14	2	1	3	24	0	0
JOEL BOUCHARD							
YEAR	GP	G	A	PTS	PIM	PP	SH
2001-02	1	0	1	1	0	0	0
ERIC BOULTON							
YEAR	GP	G	A	PTS	PIM	PP	SH
2011-12	51	0	0	0	115	0	0
JOSEF BOUMEDIENNE							
YEAR	GP	G	A	PTS	PIM	PP	SH
2001-02	1	1	0	1	2	0	0
NEIL BRADY							
YEAR	GP	G	A	PTS	PIM	PP	SH
1989-90	19	1	4	5	13	0	0
1990-91	3	0	0	0	0	0	0
1991-92	7	1	0	1	4	0	0
TOTALS	29	2	4	6	17	0	0
ANDY BRICKLEY							
YEAR	GP	G	A	PTS	PIM	PP	SH
1987-88	51	12	23	6	1	3	3
1987-88	45	8	14	22	14	2	1
TOTALS	96	19	26	45	22	3	4
PLAYOFFS	GP	G	A	PTS	PIM	PP	SH
1988	4	0	1	1	4	0	0
MEL BRIDGMAN							
YEAR	GP	G	A	PTS	PIM	PP	SH
1983-84	79	23	38	61	121	9	1
1984-85	80	22	39	61	105	5	3
1985-86	78	23	40	63	80	5	1
1986-87	51	8	31	39	80	1	1
TOTALS	288	76	148	224	386	20	6
SHELDON BROOKBANK							
YEAR	GP	G	A	PTS	PIM	PP	SH
2007-08	44	0	8	8	63	0	0
2008-09	15	0	0	0	25	0	0
TOTALS	59	0	8	8	88	0	0
BOB BROOKE							
YEAR	GP	G	A	PTS	PIM	PP	SH
1989-90	35	8	10	18	30	0	0
PLAYOFFS	GP	G	A	PTS	PIM	PP	SH
1990	5	0	0	0	14	0	0

DAVID CLARKSON

2006-07	GP	G	A	PTS	PIM	PP	SH
2007-08	7	3	1	4	6	2	0
2008-09	81	9	13	22	183	0	0
2009-10	82	17	15	32	164	4	0
2010-11	46	11	13	24	85	3	0
2011-12	82	12	6	18	116	1	0
2012-13	80	30	16	46	138	8	0
TOTALS	426	97	73	170	770	24	0
PLAYOFFS	GP	G	A	PTS	PIM	PP	SH
2007	3	0	0	0	2	0	0
2008	5	0	0	0	4	0	0
2009	7	2	0	0	2	1	0
2010	5	0	0	0	22	0	0
2012	24	3	9	12	32	0	0
TOTALS	44	5	9	14	79	1	0
DANTON COLE							
YEAR	GP	G	A	PTS	PIM	PP	SH
1994-95	12	1	2	3	8	0	0
PLAYOFFS	GP	G	A	PTS	PIM	PP	SH
1995	1	0	0	0	0	0	0
MIKE COMMODORE							
YEAR	GP	G	A	PTS	PIM	PP	SH
2000-01	20	1	4	5	14	0	0
2001-02	37	0	1	1	30	0	0
TOTALS	57	1	5	6	44	0	0
PAT CONACHER							
YEAR	GP	G	A	PTS	PIM	PP	SH
1985-86	2	0	2	2	2	0	0
1987-88	24	2	5	7	12	0	0
1988-89	55	7	5	12	14	0	1
1989-90	19	3	3	6	4	0	0
1990-91	49	5	11	16	27	0	0
1991-92	44	7	3	10	16	0	1
TOTALS	193	24	29	53	75	0	2
PLAYOFFS	GP	G	A	PTS	PIM	PP	SH
1988	17	2	2	4	1	0	0
1990	5	1	0	1	10	0	0
1991	7	0	2	2	2	0	0
1992	7	1	1	2	4	0	1
TOTALS	36	4	5	9	30	0	2
BOB CORKUM							
YEAR	GP	G	A	PTS	PIM	PP	SH
2000-01	17	3	1	4	4	0	0
PLAYOFFS	GP	G	A	PTS	PIM	PP	SH
2001	12	1	2	3	0	0	0
MATT CORRENTE							
YEAR	GP	G	A	PTS	PIM	PP	SH
2009-10	12	0	0	0	24	0	0
2010-11	22	0	6	6	44	0	0
TOTALS	34	0	6	6	68	0	0
PLAYOFFS	GP	G	A	PTS	PIM	PP	SH
2010	2	0	0	0	2	0	0
TROY CROWDER							
YEAR	GP	G	A	PTS	PIM	PP	SH
1989-90	10	0	0	0	23	0	0
1990-91	59	6	3	9	182	0	0
TOTALS	69	6	3	9	205	0	0
PLAYOFFS	GP	G	A	PTS	PIM	PP	SH
1988	1	0	0	0	12	0	0
1990	2	0	0	0	10	0	0
TOTALS	3	0	0	0	22	0	0
MATT D'AGOSTINI							
YEAR	GP	G	A	PTS	PIM	PP	SH
2012-13	13	2	2	4	6	0	0
PIERRE DAGENAIS							
YEAR	GP	G	A	PTS	PIM	PP	SH
2000-01	9	3	2	5	6	1	0
2001-02	16	3	3	6	4	1	0
TOTALS	25	6	5	11	10	2	0
KEN DANEYKO							
YEAR	GP	G	A	PTS	PIM	PP	SH
1983-84	11	1	4	5	17	0	0
1984-85	1	0	0	0	10	0	0
1985-86	44	0	10	10	100	0	0
1986-87	79	2	12	14	183	0	0
1987-88	80	5	7	12	239	1	0
1988-89	80	5	5	10	283	1	0
1989-90	74	6	15	21	219	0	1
1990-91	80	4	16	20	249	1	2
1991-92	80	1	7	8	170	0	0
1992-93	84	2	11	13	236	0	0
1993-94	78	1	9	10	176	0	0
1994-95	25	1	2	3	54	0	0
1995-96	80	2	4	7	115	0	0
1996-97	77	2	7	9	70	0	0
1997-98	37	0	1	1	57	0	0
1998-99	82	2	9	11	63	0	0
1999-00	78	0	6	6	98	0	0
2000-01	77	0	4	4	87	0	0
2001-02	67	0	6	6	60	0	0
2002-03	69	2	7	9	33	0	0
TOTALS	1283	36	142	178	2519	3	3

PLAYOFFS	GP	G	A	PTS	PIM	PP	SH
1988	20	1	6	7	83	0	0
1990	6	2	0	2	21	0	0
1991	7	0	1	1	10	0	0
1992	7	0	3	3	16	0	0
1993	5	0	0	0	8	0	0
1994	20	0	1	1	45	0	0
1995	20	1	0	1	22	0	0
1997	10	0	0	0	28	0	0
1998	6	0	1	1	10	0	0
1999	7	0	0	0	8	0	0
2000	23	1	2	3	14	0	0
2001	25	0	3	3	21	0	0
2002	6	0	0	0	8	0	0
2003	13	0	0	0	2	0	0
TOTALS	175	5	17	22	296	0	0
SCOTT DANIELS							
YEAR	GP	G	A	PTS	PIM	PP	SH
1997-98	26	0	3	3	102	0	0
1998-99	1	0	0	0	0	0	0
TOTALS	27	0	3	3	102	0	0
PLAYOFFS	GP	G	A	PTS	PIM	PP	SH
1998	1	0	0	0	0	0	0
MIKE DANTON							
YEAR	GP	G	A	PTS	PIM	PP	SH
2000-01	2	0	0	0	6	0	0
2002-03	17	2	0	2	35	0	0
TOTALS	19	2	0	2	41	0	0
CRAIG DARBY							
YEAR	GP	G	A	PTS	PIM	PP	SH
2003-04	2	0	0	0	0	0	0
PATRICK DAVIS							
YEAR	GP	G	A	PTS	PIM	PP	SH
2008-09	1	0	0	0	0	0	0
2009-10	8	1	0	1	0	0	0
TOTALS	9	1	0	1	0	0	0
ROB DAVISON							
YEAR	GP	G	A	PTS	PIM	PP	SH
2009-10	1	0	0	0	0	0	0
KEVIN DEAN							
YEAR	GP	G	A	PTS	PIM	PP	SH
1994-95	17	0	1	1	4	0	0
1995-96	41	0	6	4	28	0	0
1996-97	28	2	4	6	6	0	0
1997-98	50	1	8	9	12	1	0
1998-99	62	1	10	11	22	1	0
TOTALS	198	4	29	33	72	2	0
PLAYOFFS	GP	G	A	PTS	PIM	PP	SH
1995	3	0	2	2	0	0	0
1997	1	1	0	1	0	0	0
1998	5	1	0	1	2	0	0
1999	7	0	0	0	0	0	0
TOTALS	16	2	2	4	2	0	0
DON DIETRICH							
YEAR	GP	G	A	PTS	PIM	PP	SH
1985-86	11	0	2	2	10	0	0
DAN DORION							
YEAR	GP	G	A	PTS	PIM	PP	SH
1985-86	3	1	1	2	0	0	0
1987-88	1	0	0	0	2	0	0
TOTALS	4	1	1	2	2	0	0
JIM DOWD							
YEAR	GP	G	A	PTS	PIM	PP	SH
1991-92	1	0	0	0	0	0	0
1992-93	1	0	0	0	0	0	0
1993-94	15	5	10	15	0	2	0
1994-95	10	1	4	5	0	1	0
1995-96	28	4	9	13	17	0	0
2006-07	66	4	4	8	20	0	1
TOTALS	121	14	27	41	37	3	1
PLAYOFFS	GP	G	A	PTS	PIM	PP	SH
1994	19	2	6	8	8	0	0
1995	11	2	1	3	8	0	0
2007	11	0	0	0	4	0	0
TOTALS	41	4	7	11	20	0	0
BRUCE DRIVER							
YEAR	GP	G	A	PTS	PIM	PP	SH
1983-84	4	0	2	2	0	0	0
1984-85	67	9	23	32	36	3	1
1985-86	40	3	15	18	32	1	0
1986-87	74	6	28	34	36	0	0
1987-88	74	15	40	55	68	7	0
1988-89	27	1	15	16	24	1	0
1989-90	75	7	46	53	63	1	0
1990-91	73	9	36	45	62	7	0
1991-92	78	7	35	42	66	6	1
1992-93	83	14	40	54	66	6	0
1993-94	66	8	24	32	63	3	1
1994-95	41	4	12	16	18	1	0
TOTALS	702	83	316	399	534	33	3

PLAYOFFS	GP	G	A	PTS	PIM	PP	SH
1988	20	3	7	10	14	3	0
1990	6	1	5	6	6	0	0
1991	7	1	2	3	12	1	0
1992	7	0	4	4	2	0	0
1993	5	1	3	4	4	0	1
1994	20	3	5	8	12	2	0
1995	17	1	6	7	8	1	0
TOTALS	82	10	32	42	58	7	1
TYLER ECKFORD							
YEAR	GP	G	A	PTS	PIM	PP	SH
2009-10	3	0	1	1	4	0	0
2010-11	4	0	0	0	0	0	0
TOTALS	7	0	1	1	4	0	0
DAVE ELLETT							
YEAR	GP	G	A	PTS	PIM	PP	SH
1996-97	20	2	5	7	6	1	0
PLAYOFFS	GP	G	A	PTS	PIM	PP	SH
1997	10	0	3	3	10	0	0
DAVID EMMA							
YEAR	GP	G	A	PTS	PIM	PP	SH
1992-93	2	0	0	0	0	0	0
1993-94	15	5	5	10	2	1	0
1994-95	6	0	1	1	0	0	0
TOTALS	23	5	6	11	2	1	0
JIM FAHEY							
YEAR	GP	G	A	PTS	PIM	PP	SH
2006-07	13	0	1	1	2	0	0
VIACHESLAV FETISOV							
YEAR	GP	G	A	PTS	PIM	PP	SH
1989-90	72	8	34	42	52	2	0
1990-91	67	3	16	19	62	1	0
1991-92	70	3	23	26	108	0	0
1992-93	76	4	23	27	158	1	1
1993-94	52	1	14	15	30	0	0
1994-95	4	0	1	1	0	0	0
TOTALS	341	19	111	130	410	4	1
PLAYOFFS	GP	G	A	PTS	PIM	PP	SH
1990	6	0	2	2	10	0	0
1991	7	0	0	0	17	0	0
1992	6	0	3	3	8	0	0
1993	5	0	2	2	4	0	0
1994	14	1	0	1	8	0	0
TOTALS	38	1	7	8	47	0	0
LARRY FLOYD							
YEAR	GP	G	A	PTS	PIM	PP	SH
1982-83	5	1	0	1	2	0	0
1983-84	7	1	3	4	7	0	0
TOTALS	12	2	3	5	9	0	0
CORREY FOSTER							
YEAR	GP	G	A	PTS	PIM	PP	SH
1988-89	2	0	0	0	0	0	0
DWIGHT FOSTER							
YEAR	GP	G	A	PTS	PIM	PP	SH
1982-83	4	0	0	0	2	0	0
KURTIS FOSTER							
YEAR	GP	G	A	PTS	PIM	PP	SH
2011-12	28	3	9	12	23	2	0
MARK FRASER							
YEAR	GP	G	A	PTS	PIM	PP	SH
2006-07	7	0	0	0	7	0	0
2009-10	61	3	3	6	36	0	0
2010-11	26	0	2	2	29	0	0
2011-12	4	0	0	0	8	0	0
TOTALS	98	3	5	8	146	0	0
PLAYOFFS	GP	G	A	PTS	PIM	PP	SH
2010	1	0	0	0	0	0	0
JEFF FRIESEN							
YEAR	GP	G	A	PTS	PIM	PP	SH
2002-03	81	23	28	51	26	3	0
2003-04	81	17	20	37	26	5	0
TOTALS	162	40	48	88	52	8	0
PLAYOFFS	GP	G	A	PTS	PIM	PP	SH
2003	24	19	4	14	4	0	0
2004	5	0	0	0	4	0	0
TOTALS	29	10	4	14	10	1	0
PAUL GAGNE							
YEAR	GP	G	A	PTS	PIM	PP	SH
1982-83	53	14	15	29	13	4	0
1983-84	66	14	18	32	33	3	0
1984-85	79	24	19	43	28	3	0
1985-86	47	19	19	38	14	4	0
TOTALS	245	71	71	142	88	14	0
BRUCE GARDINER							
YEAR	GP	G	A	PTS	PIM	PP	SH
2002-03	7	2	1	3	2	1	0
DOUG GILMOUR							
YEAR	GP	G	A	PTS	PIM	PP	SH
1996-97	20	7	15	22	22	2	0
1997-98	63	13	40	53	68	3	0
TOTALS	83	20	55	75	90	5	0

BEN HANKINSON

YEAR	GP	G	A	PTS	PIM	PP	SH
1992-93	4	2	1	3	0	0	0
1993-94	13	1	0	1	12	0	0
1994-95	8	0	0	0	7	0	0
TOTALS	25	3	1	4	28	0	0
PLAYOFFS	GP	G	A	PTS	PIM	PP	SH
1994	2	1	0	1	4	0	0

NICLAS HAVELID

YEAR	GP	G	A	PTS	PIM	PP	SH
2008-09	15	0	4	6	6	0	0
PLAYOFFS	GP	G	A	PTS	PIM	PP	SH
2008	7	0	1	1	2	0	0

ALAN HEPPEL

YEAR	GP	G	A	PTS	PIM	PP	SH
1983-84	1	0	0	0	7	0	0
1984-85	1	0	0	0	0	0	0
1985-86	1	0	0	0	0	0	0
TOTALS	3	0	0	0	7	0	0

ULI HIEMER

YEAR	GP	G	A	PTS	PIM	PP	SH
1984-85	53	5	24	29	70	3	0
1985-86	50	8	16	24	61	6	0
1986-87	40	6	14	20	45	2	0
TOTALS	143	19	54	73	176	11	0

TIM HIGGINS

YEAR	GP	G	A	PTS	PIM	PP	SH
1983-84	37	18	10	28	27	3	1
1984-85	71	19	29	48	30	5	0
1985-86	59	9	17	26	47	2	0
TOTALS	167	46	56	102	104	10	1

BOB HOFFMEYER

YEAR	GP	G	A	PTS	PIM	PP	SH
1983-84	58	4	12	16	61	0	0
1984-85	37	1	5	6	65	0	0
TOTALS	95	5	17	22	126	0	0

BOBBY HOLIK

YEAR	GP	G	A	PTS	PIM	PP	SH
1992-93	61	20	19	39	76	7	0
1993-94	70	13	20	33	72	2	0
1994-95	48	10	10	20	18	0	0
1995-96	63	13	17	30	58	1	0
1996-97	82	23	39	62	54	5	0
1997-98	82	29	36	65	100	8	0
1998-99	78	27	37	64	119	5	0
1999-00	79	23	23	46	106	7	0
2000-01	80	15	35	50	97	3	0
2001-02	81	25	29	54	97	6	0
2002-03	82	4	5	9	66	0	0
TOTALS	768	202	277	478	863	44	0
PLAYOFFS	GP	G	A	PTS	PIM	PP	SH
1993	5	1	1	2	6	0	0
1994	20	0	3	3	6	0	0
1995	20	4	4	8	22	2	0
1997	10	2	3	5	4	1	0
1998	5	0	0	0	8	0	0
1999	7	0	7	7	6	0	0
2000	23	3	7	10	14	0	0
2001	25	6	10	16	37	1	0
2002	6	4	1	5	2	1	0
2003	3	0	1	1	2	0	0
TOTALS	124	20	37	57	107	5	0

PHIL HOUSLEY

YEAR	GP	G	A	PTS	PIM	PP	SH
1995-96	22	1	15	16	8	0	0

GARRY HOWATT

YEAR	GP	G	A	PTS	PIM	PP	SH
1982-83	38	1	4	5	114	0	0
1983-84	6	0	0	0	14	0	0
TOTALS	44	1	4	5	128	0	0

JAN HRDINA

YEAR	GP	G	A	PTS	PIM	PP	SH
2003-04	13	6	6	12	10	0	0
PLAYOFFS	GP	G	A	PTS	PIM	PP	SH
2004	5	2	0	2	2	0	0

CALE HULSE

YEAR	GP	G	A	PTS	PIM	PP	SH
1995-96	8	0	0	0	15	0	0

JAMIE HUSCROFT

YEAR	GP	G	A	PTS	PIM	PP	SH
1988-89	15	0	2	2	51	0	0
1989-90	42	2	3	5	149	0	0
1990-91	8	0	1	1	27	0	0
TOTALS	65	2	6	8	227	0	0
PLAYOFFS	GP	G	A	PTS	PIM	PP	SH
1990	5	0	0	0	16	0	0
1991	3	0	0	0	6	0	0
TOTALS	8	0	0	0	22	0	0

DAVE HUTCHINSON

YEAR	GP	G	A	PTS	PIM	PP	SH
1982-83	32	1	4	5	102	0	0

JOHN JOHANNSSON

YEAR	GP	G	A	PTS	PIM	PP	SH
1983-84	5	0	0	0	0	0	0

MARK JOHNSON

YEAR	GP	G	A	PTS	PIM	PP	SH
1985-86	80	21	41	62	16	2	1
1986-87	68	25	26	51	22	1	2
1987-88	54	14	19	33	14	2	3
1988-89	40	13	25	38	24	4	0
1989-90	63	16	29	45	12	4	0
TOTALS	305	89	140	229	88	27	6
PLAYOFFS	GP	G	A	PTS	PIM	PP	SH
1988	18	10	8	18	4	5	0
1990	2	0	0	0	0	0	0
TOTALS	20	10	8	18	4	5	0

VALERI KAMENSKY

YEAR	GP	G	A	PTS	PIM	PP	SH
2001-02	30	4	8	12	18	0	0
PLAYOFFS	GP	G	A	PTS	PIM	PP	SH
2002	2	0	0	0	0	0	0

ALEXEI KASATONOV

YEAR	GP	G	A	PTS	PIM	PP	SH
1989-90	39	6	15	21	16	1	0
1990-91	78	10	31	41	76	1	0
1991-92	76	12	28	40	70	3	2
1992-93	64	3	14	17	57	0	2
TOTALS	257	31	88	119	219	5	2
PLAYOFFS	GP	G	A	PTS	PIM	PP	SH
1990	6	3	3	4	14	0	0
1991	7	1	3	2	8	0	0
1992	7	1	1	2	12	0	0
1993	4	0	0	0	0	0	0
TOTALS	24	2	7	9	34	0	0

STEVE KELLY

YEAR	GP	G	A	PTS	PIM	PP	SH
1999-00	1	0	0	0	0	0	0
2000-01	24	2	2	4	21	0	0
TOTALS	25	2	2	4	21	0	0
PLAYOFFS	GP	G	A	PTS	PIM	PP	SH
2000	10	0	0	0	4	0	0

MIKE KITCHEN

YEAR	GP	G	A	PTS	PIM	PP	SH
1982-83	77	4	8	12	52	0	1
1983-84	43	1	4	5	24	0	0
TOTALS	120	5	12	17	76	0	1

KEN KLEE

YEAR	GP	G	A	PTS	PIM	PP	SH
2005-06	18	0	0	0	14	0	0
PLAYOFFS	GP	G	A	PTS	PIM	PP	SH
2006	6	1	0	1	6	0	0

JIM KORN

YEAR	GP	G	A	PTS	PIM	PP	SH
1987-88	52	8	13	21	140	3	0
1988-89	65	15	16	31	212	4	0
1989-90	37	2	3	5	99	0	0
TOTALS	154	25	32	57	451	7	0
PLAYOFFS	GP	G	A	PTS	PIM	PP	SH
1988	9	0	2	2	71	0	0

TOM KOSTOPOULOS

YEAR	GP	G	A	PTS	PIM	PP	SH
2012-13	15	1	0	1	18	0	0

ILYA KOVALCHUK

YEAR	GP	G	A	PTS	PIM	PP	SH
2009-10	27	10	17	27	8	2	0
2010-11	81	31	29	60	28	9	0
2011-12	77	37	46	83	33	10	3
2012-13	37	11	20	31	18	2	4
TOTALS	222	89	112	201	87	23	7
PLAYOFFS	GP	G	A	PTS	PIM	PP	SH
2010	5	2	4	6	6	1	0
2012	23	8	11	19	6	5	0
TOTALS	28	10	15	25	12	6	0

VIKTOR KOZLOV

YEAR	GP	G	A	PTS	PIM	PP	SH
2003-04	11	2	4	6	2	0	0
2005-06	69	12	13	25	16	2	0
TOTALS	80	14	17	31	18	2	0
PLAYOFFS	GP	G	A	PTS	PIM	PP	SH
2004	2	0	0	0	0	0	0
2006	3	0	0	0	0	0	0
TOTALS	5	0	0	0	0	0	0

VLASTIMIL KROUPA

YEAR	GP	G	A	PTS	PIM	PP	SH
1997-98	2	0	1	1	0	0	0

TOM KURVERS

YEAR	GP	G	A	PTS	PIM	PP	SH
1987-88	56	5	29	34	46	2	0
1988-89	74	16	50	66	38	5	0
1989-90	1	0	0	0	0	0	0
TOTALS	131	21	79	100	84	7	0
PLAYOFFS	GP	G	A	PTS	PIM	PP	SH
1988	19	6	9	15	38	3	0

DAN LACOUTURE

YEAR	GP	G	A	PTS	PIM	PP	SH
2006-07	6	0	0	0	7	0	0

SASHA LAKOVIC

YEAR	GP	G	A	PTS	PIM	PP	SH
1997-98	2	0	0	0	5	0	0
1998-99	16	0	3	3	59	0	0
TOTALS	18	0	3	3	64	0	0

DARREN LANGDON

YEAR	GP	G	A	PTS	PIM	PP	SH
2005-06	14	0	1	1	22	0	0

JAMIE LANGENBRUNNER

2006-07	82	23	37	60	64	12	0
2007-08	64	13	28	41	30	5	1
2008-09	81	29	40	69	56	6	3
2009-10	81	19	42	61	44	6	2
2010-11	31	4	10	14	16	0	0

OLIVIER MAGNAN									
YEAR	GP	G	A	PTS	PIM	PP	SH		
2010-11	18	0	0	0	4	0	0		
ADAM MAIR									
YEAR	GP	G	A	PTS	PIM	PP	SH		
2010-11	65	1	3	4	45	0	0		
VLADIMIR MALAKHOV									
YEAR	GP	G	A	PTS	PIM	PP	SH		
1999-00	17	1	4	5	19	1	0		
2005-06	29	4	5	9	26	3	0		
TOTALS	46	5	9	14	45	4	0		
PLAYOFFS	GP	G	A	PTS	PIM	PP	SH		
2006	23	1	4	5	18	1	0		
DAVID MALEY									
YEAR	GP	G	A	PTS	PIM	PP	SH		
1987-88	44	4	2	6	65	1	0		
1988-89	68	5	6	11	249	0	0		
1989-90	67	8	17	25	160	0	0		
1990-91	64	8	14	22	151	1	0		
1991-92	37	7	11	18	58	1	0		
TOTALS	280	32	50	82	683	3	0		
PLAYOFFS	GP	G	A	PTS	PIM	PP	SH		
1988	20	3	1	4	80	0	0		
1990	6	0	0	0	25	0	0		
TOTAL	26	3	1	4	105	0	0		
MERLIN MALINOWSKI									
YEAR	GP	G	A	PTS	PIM	PP	SH		
1982-83	5	3	2	5	0	0	1		
TROY MALLETT									
YEAR	GP	G	A	PTS	PIM	PP	SH		
1991-92	17	3	4	7	43	0	0		
1992-93	34	4	3	7	56	0	0		
TOTALS	51	7	7	14	99	0	0		
OLLI MALMIVAARA									
YEAR	GP	G	A	PTS	PIM	PP	SH		
2007-08	2	0	0	0	0	0	0		
DAVE MARCINSHYN									
YEAR	GP	G	A	PTS	PIM	PP	SH		
1990-91	9	0	1	1	21	0	0		
HECTOR MARINI									
YEAR	GP	G	A	PTS	PIM	PP	SH		
1982-83	77	17	28	45	105	5	0		
1983-84	32	2	2	4	47	0	0		
TOTALS	109	19	30	49	152	5	0		
GORD MARK									
YEAR	GP	G	A	PTS	PIM	PP	SH		
1986-87	36	3	5	8	82	0	0		
1987-88	19	0	2	2	27	0	0		
TOTALS	55	3	7	10	109	0	0		
GRANT MARSHALL									
YEAR	GP	G	A	PTS	PIM	PP	SH		
2002-03	10	1	3	4	7	0	0		
2003-04	65	8	17	15	67	5	0		
2005-06	76	8	17	25	70	4	0		
TOTALS	151	17	27	44	144	9	0		
PLAYOFFS	GP	G	A	PTS	PIM	PP	SH		
2003	24	6	2	8	8	2	0		
2006	7	0	1	1	8	0	0		
TOTALS	31	6	3	9	16	2	0		
PAUL MARTIN									
YEAR	GP	G	A	PTS	PIM	PP	SH		
2003-04	70	6	18	24	4	2	0		
2005-06	80	5	32	37	32	3	0		
2006-07	82	3	23	26	18	1	0		
2007-08	73	5	27	32	22	2	0		
2008-09	73	5	28	33	36	2	0		
2009-10	22	2	9	11	2	1	0		
TOTALS	400	26	137	163	114	11	0		
PLAYOFFS	GP	G	A	PTS	PIM	PP	SH		
2004	5	1	1	2	4	1	0		
2006	9	0	3	3	4	0	0		
2007	11	0	4	4	6	0	0		
2008	5	1	2	3	2	1	0		
2009	7	0	4	4	2	0	0		
2010	5	0	0	0	0	0	0		
TOTALS	42	2	14	16	18	2	0		
RICHARD MATVICHUK									
YEAR	GP	G	A	PTS	PIM	PP	SH		
2005-06	62	1	10	11	40	0	0		
2006-07	1	0	0	0	0	0	0		
TOTALS	63	1	10	11	40	0	0		
PLAYOFFS	GP	G	A	PTS	PIM	PP	SH		
2006	7	0	0	0	4	0	0		
2007	9	0	0	0	10	0	0		
TOTALS	16	0	0	0	14	0	0		
KEVIN MAXWELL									
YEAR	GP	G	A	PTS	PIM	PP	SH		
1983-84	14	0	3	3	2	0	0		
GARY McADAM									
YEAR	GP	G	A	PTS	PIM	PP	SH		
1983-84	38	9	6	15	15	0	2		
1984-85	4	1	1	2	0	0	0		
TOTALS	42	10	7	17	15	0	2		

CHRIS McALPINE									
YEAR	GP	G	A	PTS	PIM	PP	SH		
1994-95	24	0	3	3	17	0	0		
DEAN McAMMOND									
YEAR	GP	G	A	PTS	PIM	PP	SH		
2009-10	62	8	9	17	40	1	1		
PLAYOFFS	GP	G	A	PTS	PIM	PP	SH		
2010	5	0	0	0	4	0	0		
DAN McGILLIS									
YEAR	GP	G	A	PTS	PIM	PP	SH		
2005-06	27	0	6	6	36	0	0		
RANDY McKay									
YEAR	GP	G	A	PTS	PIM	PP	SH		
1991-92	80	17	16	33	246	2	0		
1992-93	73	11	11	22	206	1	0		
1993-94	78	12	15	27	244	0	0		
1994-95	33	5	7	12	44	0	0		
1995-96	76	11	10	21	145	3	0		
1996-97	77	9	18	27	109	0	0		
1997-98	74	24	24	48	86	8	0		
1998-99	70	17	20	37	143	3	0		
1999-00	67	16	23	39	80	3	0		
2000-01	77	23	20	43	50	12	0		
2001-02	55	6	7	13	95	3	0		
TOTALS	760	151	171	322	1418	35	0		
PLAYOFFS	GP	G	A	PTS	PIM	PP	SH		
1992	7	1	3	4	10	1	0		
1993	5	0	0	0	16	0	0		
1994	20	1	2	3	24	0	0		
1995	19	8	4	12	11	2	0		
1997	10	1	1	2	0	0	0		
1998	6	0	1	1	0	0	0		
1999	7	3	2	5	2	0	0		
2000	23	0	6	6	9	0	0		
2001	19	6	3	9	8	2	0		
TOTALS	116	20	22	42	80	5	0		
JIM MCKENZIE									
YEAR	GP	G	A	PTS	PIM	PP	SH		
2000-01	53	2	2	4	119	0	0		
2001-02	67	3	5	8	123	1	0		
2002-03	76	4	8	12	88	0	0		
TOTALS	196	9	15	24	330	1	0		
PLAYOFFS	GP	G	A	PTS	PIM	PP	SH		
2001	3	0	0	0	2	0	0		
2002	6	0	0	0	2	0	0		
2003	13	0	0	0	14	0	0		
TOTALS	22	0	0	0	18	0	0		
PETER McNAB									
YEAR	GP	G	A	PTS	PIM	PP	SH		
1985-86	71	19	24	43	14	6	0		
1986-87	46	8	12	20	8	2	0		
TOTALS	117	27	36	63	22	8	0		
GEORGE McPHEE									
YEAR	GP	G	A	PTS	PIM	PP	SH		
1987-88	5	3	0	3	8	0	0		
1988-89	1	0	1	1	2	0	0		
TOTALS	6	3	1	4	10	0	0		
RICK MEAGHER									
YEAR	GP	G	A	PTS	PIM	PP	SH		
1982-83	57	15	14	29	11	7	0		
1983-84	52	14	14	28	16	2	0		
1984-85	71	11	20	31	22	1	1		
TOTALS	180	40	48	88	49	10	1		
GLENN MERKOSKY									
YEAR	GP	G	A	PTS	PIM	PP	SH		
1982-83	34	4	10	14	20	1	0		
1983-84	5	1	0	1	0	0	0		
TOTALS	39	5	10	15	20	1	0		
COREY MILLEN									
YEAR	GP	G	A	PTS	PIM	PP	SH		
1993-94	78	20	30	50	52	4	0		
1994-95	17	2	3	5	8	0	0		
TOTALS	95	22	33	55	60	4	0		
PLAYOFFS	GP	G	A	PTS	PIM	PP	SH		
1994	7	1	0	1	2	0	0		
JASON MILLER									
YEAR	GP	G	A	PTS	PIM	PP	SH		
1990-91	1	0	0	0	0	0	0		
1991-92	3	0	0	0	0	0	0		
1992-93	2	0	0	0	0	0	0		
TOTALS	6	0	0	0	0	0	0		
BRAD MILLS									
YEAR	GP	G	A	PTS	PIM	PP	SH		
2010-11	4	1	0	1	5	0	0		
2011-12	27	0	1	1	32	0	0		
TOTALS	31	1	1	2	37	0	0		
WILLIE MITCHELL									
YEAR	GP	G	A	PTS	PIM	PP	SH		
1999-00	2	0	0	0	0	0	0		
2000-01	16	0	2	2	29	0	0		
TOTALS	18	0	2	2	29	0	0		

JANNE OJANEN

YEAR	GP	G	A	PTS	PIM	PP	SH
1989-90	3	0	1	1	2	0	0
1989-90	64	17	13	30	12	1	0
1992-93	31	4	9	13	14	1	0
TOTALS	98	21	23	44	28	2	0
PLAYOFFS	GP	G	A	PTS	PIM	PP	SH
1992	3	0	2	2	0	0	0
KRZYSZTOF OLIWA	GP	G	A	PTS	PIM	PP	SH
1996-97	1	0	0	0	5	0	0
1997-98	73	2	3	5	295	0	0
1998-99	64	5	7	12	240	1	0
1999-00	69	6	10	16	184	1	0
2000-01	3	0	0	0	0	0	0
TOTALS	210	13	20	33	724	1	0
PLAYOFFS	GP	G	A	PTS	PIM	PP	SH
1998	6	0	0	0	23	0	0
1999	1	0	0	0	2	0	0
TOTALS	7	0	0	0	25	0	0
ROB PALMER	GP	G	A	PTS	PIM	PP	SH
1982-83	60	1	10	11	21	0	0
1983-84	38	0	5	5	10	0	0
TOTALS	98	1	15	16	31	0	0
NICK PALMIERI	GP	G	A	PTS	PIM	PP	SH
2009-10	6	0	1	1	0	0	0
2010-11	43	9	8	17	6	1	0
2011-12	29	4	3	7	14	0	0
TOTALS	78	13	12	25	20	1	0
JAY PANDOLFO	GP	G	A	PTS	PIM	PP	SH
1996-97	46	6	8	14	6	0	0
1997-98	23	1	3	4	4	0	0
1998-99	70	14	13	27	10	1	1
1999-00	61	7	8	15	4	0	0
2000-01	73	4	12	16	16	0	0
2001-02	65	4	10	14	15	0	1
2002-03	68	6	11	17	23	0	0
2003-04	82	13	13	26	14	1	2
2005-06	82	10	10	20	16	0	0
2006-07	82	13	14	27	8	0	1
2007-08	54	12	12	24	22	0	0
2008-09	61	5	5	10	10	0	1
2009-10	52	4	5	9	6	0	0
TOTALS	819	99	124	223	154	2	7
PLAYOFFS	GP	G	A	PTS	PIM	PP	SH
1997	6	0	1	1	0	0	0
1998	3	0	2	2	0	0	0
1999	7	1	1	1	0	0	0
2000	23	0	5	5	1	0	0
2001	25	1	4	5	4	0	0
2002	6	0	0	0	0	0	0
2003	24	6	6	12	2	0	0
2004	5	0	0	0	0	0	0
2006	9	1	4	5	0	0	1
2007	11	1	0	1	4	0	0
2008	5	0	0	0	2	0	0
2009	7	1	0	1	0	0	0
TOTALS	131	11	22	33	12	0	1
ZACH PARISE	GP	G	A	PTS	PIM	PP	SH
2005-06	81	14	18	32	28	2	0
2006-07	82	31	31	62	30	9	0
2007-08	81	32	33	65	25	10	1
2008-09	82	45	49	94	24	14	0
2009-10	81	38	44	82	32	9	1
2010-11	13	3	3	6	6	0	0
2011-12	82	31	38	69	32	7	3
TOTALS	502	194	216	410	177	51	5
PLAYOFFS	GP	G	A	PTS	PIM	PP	SH
2006	9	1	2	3	2	0	0
2007	11	7	3	10	8	2	0
2008	5	1	4	5	2	1	0
2009	7	3	3	6	2	1	0
2010	5	1	3	4	0	0	1
2012	24	8	7	15	4	3	0
TOTALS	61	21	22	43	18	7	1
DENIS PEDERSON	GP	G	A	PTS	PIM	PP	SH
1995-96	10	3	1	4	0	1	0
1996-97	70	12	20	32	62	3	0
1997-98	80	15	13	28	97	7	0
1998-99	76	11	12	23	66	3	0
1999-00	35	3	3	6	16	0	0
TOTALS	271	44	49	99	241	14	0
PLAYOFFS	GP	G	A	PTS	PIM	PP	SH
1997	9	0	0	0	2	0	0
1998	6	1	1	2	2	0	1
1999	3	0	1	1	0	0	0
TOTALS	18	1	2	3	4	0	1

SCOTT PELLERIN

YEAR	GP	G	A	PTS	PIM	PP	SH
1992-93	45	10	11	21	41	1	2
1993-94	1	0	0	0	2	0	0
1995-96	6	2	1	3	0	0	0
TOTALS	52	12	12	24	43	1	2
MIKE PELUSO	GP	G	A	PTS	PIM	PP	SH
1993-94	69	4	16	20	238	0	0
1995-96	46	2	9	11	167	0	0
1995-96	57	3	8	11	146	0	0
1996-97	20	0	2	2	68	0	0
TOTALS	192	9	35	44	619	0	0
PLAYOFFS	GP	G	A	PTS	PIM	PP	SH
1994	17	1	0	1	64	0	0
1995	20	1	2	3	8	0	0
TOTALS	37	2	2	4	72	0	0
RICARD PERSSON	GP	G	A	PTS	PIM	PP	SH
1995-96	12	2	1	3	8	1	0
1996-97	1	0	0	0	0	0	0
TOTALS	13	2	1	3	8	1	0
ANDREW PETERS	GP	G	A	PTS	PIM	PP	SH
2009-10	29	0	0	0	93	0	0
DAVID PICHETTE	GP	G	A	PTS	PIM	PP	SH
1984-85	71	17	40	57	41	8	0
1985-86	33	7	12	19	22	4	0
TOTALS	104	24	52	76	63	12	0
RANDY PIERCE	GP	G	A	PTS	PIM	PP	SH
1982-83	3	0	0	0	0	0	0
TUOMAS PIHLMAN	GP	G	A	PTS	PIM	PP	SH
2003-04	2	0	0	0	2	0	0
2005-06	11	1	1	2	10	0	0
2006-07	2	0	0	0	0	0	0
TOTALS	15	1	1	2	12	0	0
ILKKA PIKKARAINEN	GP	G	A	PTS	PIM	PP	SH
2009-10	31	1	3	4	10	0	0
WALT PODDUBNY	GP	G	A	PTS	PIM	PP	SH
1989-90	33	4	10	14	28	1	0
1990-91	14	4	6	10	10	0	0
1991-92	7	1	2	3	6	0	0
TOTALS	54	9	18	27	44	1	0
ALEXEI PONIKAROVSKY	GP	G	A	PTS	PIM	PP	SH
2011-12	33	7	11	18	8	0	0
2012-13	30	2	5	7	8	0	0
TOTALS	63	9	16	25	16	0	0
PLAYOFFS	GP	G	A	PTS	PIM	PP	SH
2012	24	1	8	9	12	0	0
JUKKA PORVARI	GP	G	A	PTS	PIM	PP	SH
1982-83	8	1	3	4	4	0	0
RICH PRESTON	GP	G	A	PTS	PIM	PP	SH
1984-85	75	12	15	27	26	1	0
1985-86	76	19	22	41	65	3	0
TOTALS	151	31	37	68	91	4	0
JOEL QUENNEVILLE	GP	G	A	PTS	PIM	PP	SH
1982-83	74	5	12	17	46	0	1
DERON QUINT	GP	G	A	PTS	PIM	PP	SH
1999-00	4	1	0	1	2	0	0
KAREL RACHUNEK	GP	G	A	PTS	PIM	PP	SH
2007-08	47	4	9	13	40	0	0
BRIAN RAFALSKI	GP	G	A	PTS	PIM	PP	SH
1999-00	75	5	22	32	28	1	0
2000-01	78	9	43	52	26	6	0
2001-02	76	7	40	47	18	2	0
2002-03	79	3	37	40	14	2	0
2003-04	69	6	30	36	24	2	0
2005-06	82	6	43	49	36	3	0
2006-07	82	8	47	55	34	3	1
TOTALS	541	44	267	311	180	19	1
PLAYOFFS	GP	G	A	PTS	PIM	PP	SH
2000	23	2	6	8	8	0	0
2001	25	7	11	18	7	1	0
2002	6	3	2	5	4	3	0
2003	23	2	9	11	8	2	0
2004	5	0	1	1	0	0	0
2006	9	1	8	9	2	1	0
2007	11	2	6	8	8	2	0
TOTALS	102	17	43	60	37	9	0

ERIK RASMUSSEN

YEAR	GP	G	A	PTS	PIM	PP	SH
2003-04	69	7	6	13	41	0	0
2005-06	67	5	5	10	32	1	0
2006-07	71	3	7	10	25	0	0
TOTALS	207	15	18	33	98	1	0
PLAYOFFS	GP	G	A	PTS	PIM	PP	SH
2004	5	0	2	2	2	0	0
2006	9	0	0	0	8	0	0
2007	11	0	0	0	14	0	0
TOTALS	25	0	2	2	24	0	0
PASCAL RHEAUME	GP	G	A	PTS	PIM	PP	SH
1996-97	2	1	0	1	0	0	0
2002-03	21	4	1	5	8	0	1
2005-06	12	0	0	0	4	0	0
TOTALS	35	5	1	6	12	0	1
PLAYOFFS	GP	G	A	PTS	PIM	PP	SH
2003	24	1	2	3	13	0	0
STEPHANE RICHER	GP	G	A	PTS	PIM	PP	SH
1991-92	74	29	35	64	25	5	1
1992-93	78	38	35	73	44	7	1
1993-94	80	36	36	72	16	7	3
1994-95	45	23	16	39	10	1	2
1995-96	73	20	12	32	30	3	4
2001-02	10	1	2	3	0	0	0
TOTALS	360	147	136	283	125	23	11
PLAYOFFS	GP	G	A	PTS	PIM	PP	SH
1992	7	1	2	3	0	0	0
1993	5	2	2	4	2	1	0
1994	20	7	5	12	6	3	0
1995	19	6	15	21	2	3	1
2002	3	0	0	0	0	0	0
TOTALS	54	16	24	40	10	7	1
STEVE RICHMOND	GP	G	A	PTS	PIM	PP	SH
1986-87	44	1	7	8	143	0	0
BRIAN ROLSTON	GP	G	A	PTS	PIM	PP	SH
1994-95	40	7	11	18	17	2	0
1995-96	58	13	11	24	8	3	1
1996-97	81	18	27	45	20	2	2
1997-98	76	16	14	30	16	0	2
1998-99	82	24	33	57	14	5	5
1999-00	11	3	1	4	0	1	0
2008-09	64	15	17	32	30	8	0
2009-10	80	20	17	37	22	7	0
2010-11	65	14	20	34	34	6	0
TOTALS	557	130	151	281	161	34	10
PLAYOFFS	GP	G	A	PTS	PIM	PP	SH
1995	6	2	1	3	4	1	0
1997	10	4	1	5	6	1	2
1998	6	1	0	1	2	0	1
1999	7	1	1	2	0	1	1
2009	7	1	1	2	4	1	0
2010	5	2	1	3	0	2	0
TOTALS	41	11	4	15	18	5	4
STEVE ROONEY	GP	G	A	PTS	PIM	PP	SH
1988-89	25	3	1	4	79	0	0
REIJO RUOTSALAINEN	GP	G	A	PTS	PIM	PP	SH
1989-90	31	2	5	7	14	1	0
MIKE RUPP	GP	G	A	PTS	PIM	PP	SH
2002-03	26	5	3	8	21	2	0
2003-04	51	6	5	11	41	1	0
2006-07	76	6	3	9	92	0	0
2007-08	64	3	6	9	58	1	0
2008-09	72	3	6	9	136	0	0
TOTALS	289	23	23	46	348	4	0
PLAYOFFS	GP	G	A	PTS	PIM	PP	SH
2003	4	1	3	4	0	0	0
2007	9	0	1	1	7	0	0
2008	5	0	1	1	2	0	0
2009	7	0	0	0	14	0	0
TOTALS	25	1	5	6	23	0	0
PHIL RUSSELL	GP	G	A	PTS	PIM	PP	SH
1983-84	76	9	22	31	96	0	0
1984-85	66	4	16	20	110	0	1
1985-86	102	2	3	5	51	0	0
TOTALS	172	15	41	56	257	0	1
JASON RYZNAR	GP	G	A	PTS	PIM	PP	SH
2005-06	8	0	0	0	2	0	0
ANSSI SALMELA	GP	G	A	PTS	PIM	PP	SH
2008-09	17	0	3	3	6	0	0
2009-10	9	1	2	3	0	0	1
2010-11	48	1	6	7	14	0	0
TOTALS	74	2	11	13	20	0	0

PETER STASTNY

YEAR	GP	G	A	PTS	PIM	PP	SH
1989-90	12	5	6	11	16	2	0
1990-91	77	18	42	60	53	4	0
1991-92	66	24	38	62	42	10	1
1992-93	62	17	23	40	22	7	0
TOTALS	217	64	109	173	133	23	1
PLAYOFFS	GP	G	A	PTS	PIM	PP	SH
1990	6	3	2	5	4	1	0
1991	7	3	4	7	2	1	0
1992	7	3	7	10	19	0	0
1993	5	0	2	2	2	0	0
TOTALS	25	9	15	24	27	2	0

DAVID STECKE

YEAR	GP	G	A	PTS	PIM	PP	SH
2010-11	18	1	0	1	2	0	0

SCOTT STEVENS

YEAR	GP	G	A	PTS	PIM	PP	SH
1991-92	68	17	42	59	124	7	1
1992-93	81	12	45	57	120	8	0
1993-94	83	18	60	78	112	5	1
1994-95	48	2	20	22	56	1	0
1995-96	82	5	23	28	100	2	1
1996-97	79	5	19	24	70	0	0
1997-98	80	4	22	26	80	1	0
1998-99	75	5	22	27	64	0	0
1999-00	78	8	21	29	103	0	1
2000-01	81	9	22	31	71	3	0
2001-02	82	1	16	17	44	0	0
2002-03	81	4	16	20	41	0	0
2003-04	38	3	9	12	22	1	0
TOTALS	956	93	337	430	1007	28	4
PLAYOFFS	GP	G	A	PTS	PIM	PP	SH
1992	7	2	1	3	29	2	0
1993	5	2	2	4	10	1	0
1994	20	2	9	11	42	2	0
1995	20	1	7	8	24	0	0
1997	10	0	4	4	2	0	0
1998	6	1	0	1	8	0	0
1999	7	2	1	3	10	2	0
2000	23	3	8	11	6	0	0
2001	25	1	7	8	37	0	0
2002	6	0	0	0	4	0	0
2003	24	3	6	9	14	1	0
TOTALS	153	17	45	62	186	8	0

TURNER STEVENSON

YEAR	GP	G	A	PTS	PIM	PP	SH
2000-01	69	8	18	26	97	2	0
2001-02	81	0	12	2	25	0	0
2002-03	77	7	13	20	115	0	0
2003-04	61	14	13	27	76	4	0
TOTALS	228	29	46	75	313	6	0
PLAYOFFS	GP	G	A	PTS	PIM	PP	SH
2001	23	1	3	4	20	0	0
2002	1	0	0	0	4	0	0
2003	14	1	1	2	26	0	0
2004	5	0	0	0	0	0	0
TOTALS	43	2	4	6	50	0	0

AL STEWART

YEAR	GP	G	A	PTS	PIM	PP	SH
1985-86	4	0	0	0	21	0	0
1986-87	7	1	0	1	26	0	0
1987-88	1	0	0	0	0	0	0
1988-89	6	0	2	2	15	0	0
1990-91	41	5	2	7	159	0	0
1991-92	1	0	0	0	5	0	0
TOTALS	60	6	4	10	226	0	0

ALEKSANDER SUGLOBOV

YEAR	GP	G	A	PTS	PIM	PP	SH
2003-04	1	0	0	0	0	0	0
2005-06	1	0	0	0	1	0	0
TOTALS	2	0	0	0	1	0	0

DOUG SULLIVAN

YEAR	GP	G	A	PTS	PIM	PP	SH
1984-85	57	22	16	38	4	6	0
1985-86	73	21	22	43	20	6	1
1986-87	78	27	26	53	14	4	1
1987-88	59	16	14	30	22	8	1
TOTALS	267	86	78	164	60	24	3
PLAYOFFS	GP	G	A	PTS	PIM	PP	SH
1988	9	0	3	3	2	0	0

BRIAN SULLIVAN

YEAR	GP	G	A	PTS	PIM	PP	SH
1992-93	2	0	1	1	0	0	0

KEVIN SULLIVAN

YEAR	GP	G	A	PTS	PIM	PP	SH
1995-96	16	5	4	9	8	2	0
1996-97	33	8	14	22	14	2	0
2012-13	9	2	3	5	4	2	0
TOTALS	58	15	21	36	26	6	0

PATRIK SUNDSTROM

YEAR	GP	G	A	PTS	PIM	PP	SH
1987-88	78	15	36	51	42	9	1
1988-89	65	28	41	69	36	12	1
1989-90	74	27	49	76	34	8	1
1990-91	71	15	31	46	48	4	1
1991-92	17	1	3	4	8	1	0
TOTALS	305	86	160	246	168	34	4
PLAYOFFS	GP	G	A	PTS	PIM	PP	SH
1988	18	7	13	20	14	3	0
1990	6	1	3	4	2	0	0
1991	2	0	0	0	0	0	0
TOTALS	26	8	16	24	16	3	0

PETER SUNDSTROM

YEAR	GP	G	A	PTS	PIM	PP	SH
1989-90	21	1	2	3	4	0	0

KEN SUTTON

YEAR	GP	G	A	PTS	PIM	PP	SH
1997-98	13	0	0	0	6	0	0
1998-99	5	1	0	1	0	0	0
1999-00	6	0	2	2	2	0	0
2000-01	53	1	7	8	37	0	0
TOTALS	77	2	9	11	45	0	0
PLAYOFFS	GP	G	A	PTS	PIM	PP	SH
2001	6	0	0	0	13	0	0

PETR SYKORA

YEAR	GP	G	A	PTS	PIM	PP	SH
1995-96	63	18	24	42	32	8	0
1996-97	19	1	2	3	4	0	0
1997-98	58	16	20	36	22	3	1
1998-99	80	29	43	72	22	15	0
1999-00	79	25	43	68	26	5	1
2000-01	73	35	46	81	32	9	2
2001-02	73	21	27	48	44	4	0
2011-12	82	21	23	44	40	4	0
TOTALS	527	166	228	394	222	48	4
PLAYOFFS	GP	G	A	PTS	PIM	PP	SH
1997	2	0	0	0	2	0	0
1998	2	0	0	0	0	0	0
1999	7	3	3	6	4	0	0
2000	23	9	8	17	10	1	0
2001	25	10	12	22	12	2	2
2002	4	0	1	1	0	0	0
2012	18	2	3	5	6	1	0
TOTALS	81	24	27	51	34	4	2

BARRY TALLACKSON

YEAR	GP	G	A	PTS	PIM	PP	SH
2005-06	10	1	1	2	2	0	0
2006-07	3	0	0	0	0	0	0
2007-08	3	0	0	0	0	0	0
2008-09	4	0	0	0	0	0	0
TOTALS	20	1	1	2	2	0	0

HENRIK TALLINDER

YEAR	GP	G	A	PTS	PIM	PP	SH
2010-11	82	5	11	16	40	0	1
2011-12	39	0	6	6	16	0	0
2012-13	25	1	3	4	10	0	0
TOTALS	146	6	20	26	66	0	1
PLAYOFFS	GP	G	A	PTS	PIM	PP	SH
2012	3	0	0	0	0	0	0

STEVE TAMBELLINI

YEAR	GP	G	A	PTS	PIM	PP	SH
1982-83	73	25	18	43	14	6	1

MATT TAORMINA

YEAR	GP	G	A	PTS	PIM	PP	SH
2010-11	17	3	2	5	2	1	0
2011-12	30	1	6	7	4	0	0
TOTALS	47	4	8	12	6	1	0

STEVE THOMAS

YEAR	GP	G	A	PTS	PIM	PP	SH
1995-96	81	26	35	61	98	6	0
1996-97	57	15	19	34	46	1	0
1997-98	55	14	10	24	32	3	0
TOTALS	193	55	64	119	176	10	0
PLAYOFFS	GP	G	A	PTS	PIM	PP	SH
1997	10	1	1	2	18	0	0
1998	6	0	3	3	2	0	0
TOTALS	16	1	4	5	20	0	0

JIM THOMSON

YEAR	GP	G	A	PTS	PIM	PP	SH
1989-90	3	0	0	0	31	0	0

ESA TIKKANEN

YEAR	GP	G	A	PTS	PIM	PP	SH
1995-96	9	0	2	2	4	0	0

KEVIN TODD

YEAR	GP	G	A	PTS	PIM	PP	SH
1988-89	1	0	0	0	0	0	0
1990-91	1	0	0	0	0	0	0
1991-92	80	21	42	63	69	2	0
1992-93	30	5	5	10	16	0	0
TOTALS	112	26	47	73	85	2	0

PLAYOFFS	GP	G	A	PTS	PIM	PP	SH
1991	1	0	0	0	6	0	0
1992	7	3	2	5	8	1	0
TOTALS	8	3	2	5	14	1	0

ROCKY TROTTER

YEAR	GP	G	A	PTS	PIM	PP	SH
1983-84	5	1	1	2	0	0	0
1984-85	33	5	3	8	2	0	0
TOTALS	38	6	4	10	2	0	0

SYLVAIN TURGEON

YEAR	GP	G	A	PTS	PIM	PP	SH
2002-03	50	5	8	13	22	2	0
PLAYOFFS	GP	G	A	PTS	PIM	PP	SH
2003	15	0	0	0	0	0	0

OLEG TVERDOVSKY

CAROL VADNAS							
YEAR	GP	G	A	PTS	PIM	PP	SH
1982-83	51	2	7	9	64	1	0
ALEXANDER VASYUNOV							

CAROL VADNAIS

YEAR	GP	G	A	PTS	PIM	PP	SH
1982-83	51	2	7	9	64	1	0

GOALTENDERS

CRAIG BILLINGTON

YEAR	GP	MIN	AVG	W	L	T	EN	SO	GA	SA	SPCTG
1985-86	18	901	5.13	4	9	1	0	0	77	482	.840
1986-87	22	1114	4.79	4	13	2	0	0	89	569	.844
1988-89	2	140	4.71	1	1	0	0	0	11	65	.831
1989-90	26	1363	3.04	13	7	1	2	2	69	637	.892
1992-93	42	2389	3.67	21	16	4	0	2	146	1178	.876
TOTALS	111	5907	3.98	43	46	8	2	4	392	2931	.866
PLAYOFFS	GP	MIN	AVG	W	L	T	EN	SO	GA	SA	SPCTG
1993	2	78	3.85	0	1	0	0	0	5	39	.872

SEAN BURKE

YEAR	GP	MIN	AVG	W	L	T	EN	SO	GA	SA	SPCTG
1987-88	13	689	3.05	10	1	0	0	1	35	300	.883
1988-89	62	3590	3.84	22	31	9	7	3	230	1823	.873
1989-90	52	2914	3.60	22	22	6	0	0	175	1453	.880
1990-91	35	1868	3.60	8	12	8	3	0	112	875	.872
TOTALS	162	9061	3.66	62	66	23	10	4	552	4451	.876
PLAYOFFS	GP	MIN	AVG	W	L	T	EN	SO	GA	SA	SPCTG
1990	17	1001	3.42	9	8	1	1	1	57	515	.889
1992	2	125	3.84	0	2	0	0	0	8	57	.860
TOTALS	19	1126	3.46	9	10	1	1	1	65	572	.886

ALAIN CHEVRIER

YEAR	GP	MIN	AVG	W	L	T	EN	SO	GA	SA	SPCTG
1985-86	37	1863	4.61	11	19	2	0	0	143	951	.850
1986-87	58	3153	4.32	24	26	2	3	0	227	1793	.873
1987-88	45	2354	3.77	18	19	3	4	1	148	1117	.867
TOTALS	140	7370	4.22	53	64	7	7	1	518	3861	.866

SCOTT CLEMMENSEN

YEAR	GP	MIN	AVG	W	L	T	EN	SO	GA	SA	SPCTG
2001-02	2	20	3.00	0	0	0	0	0	5	800	.800
2003-04	4	238	1.01	3	1	0	0	2	4	84	.952
2005-06	13	627	3.35	3	4	2	1	0	35	295	.881
2006-07	6	305	3.15	1	1	2	1	0	16	144	.889
2008-09	40	2356	2.39	25	13	1	5	2	94	1138	.917
TOTALS	65	3546	2.54	32	19	5	7	4	150	1666	.910
PLAYOFFS	GP	MIN	AVG	W	L	T	EN	SO	GA	SA	SPCTG
2006	1	7	0.00	0	0	0	0	0	0	3	1.000

JEAN-FRANCOIS DAMPHOUSSE

YEAR	GP	MIN	AVG	W	L	T	EN	SO	GA	SA	SPCTG
2001-02	6	294	2.45	1	3	0	1	0	12	115	.896

YANN DANIS

YEAR	GP	MIN	AVG	W	L	T	EN	SO	GA	SA	SPCTG
2009-10	12	467	2.06	3	2	1	1	0	16	207	.923

MIKE DUNHAM

YEAR	GP	MIN	AVG	W	L	T	EN	SO	GA	SA	SPCTG
1996-97	26	1012	2.55	8	7	1	1	2	43	456	.906
1997-98	15	773	2.25	5	5	3	0	1	29	332	.913
TOTALS	41	1785	2.40	13	12	4	1	3	72	788	.909

CHAD ERICKSON

YEAR	GP	MIN	AVG	W	L	T	EN	SO	GA	SA	SPCTG
1991-92	2	120	4.50	1	1	0	0	0	9	55	.836

JEFF FRAZEE

YEAR	GP	MIN	AVG	W	L	T	EN	SO	GA	SA	SPCTG
2012-13	1	19	0.00	0	0	0	0	1	0	3	1.000

KARL FRIESEN

YEAR	GP	MIN	AVG	W	L	T	EN	SO	GA	SA	SPCTG
1986-87	4	130	7.38	0	2	1	0	0	16	80	.800

JOHAN HEDBERG

YEAR	GP	MIN	AVG	W	L	T	EN	SO	GA	SA	SPCTG
2010-11	34	1717	2.38	15	12	2	1	3	68	777	.912
2011-12	27	1591	2.23	17	7	2	3	4	59	718	.918
2012-13	19	1108	2.76	6	10	3	1	1	51	435	.883
TOTALS	80	4416	2.42	38	29	7	5	8	178	1930	.908
PLAYOFFS	GP	MIN	AVG	W	L	T	EN	SO	GA	SA	SPCTG
2012	1	36	1.67	0	1	0	0	0	1	14	.929

HANNU KAMPURI

YEAR	GP	MIN	AVG	W	L	T	EN	SO	GA	SA	SPCTG
1984-85	13	635	5.10	1	10	1	2	0	54	351	.845

RON LOW

YEAR	GP	MIN	AVG	W	L	T	EN	SO	GA	SA	SPCTG
1982-83	11	608	4.05	2	7	1	1	0	41	345	.881
1983-84	44	2218	4.36	8	25	4	1	0	161	1133	.858
1984-85	26	1327	3.84	6	11	4	1	1	85	628	.864
TOTALS	81	4153	4.15	16	43	9	3	1	287	2106	.864

SHAWN MacKENZIE

YEAR	GP	MIN	AVG	W	L	T	EN	SO	GA	SA	SPCTG
1982-83	6	130	6.92	0	1	0	0	0	15	71	.789

MIKE McKENNA

YEAR	GP	MIN	AVG	W	L	T	EN	SO	GA	SA	SPCTG
2010-11	2	118	3.05	0	1	0	0	0	6	56	.893

KIRK McLEAN

YEAR	GP	MIN	AVG	W	L	T	EN	SO	GA	SA	SPCTG
1985-86	2	111	5.95	1	0	0	0	0	11	59	.814
1986-87	4	160	3.75	1	1	0	1	0	10	73	.861
TOTALS	6	271	4.65	2	1	0	1	0	21	132	.840

ROLAND MELANSON

YEAR	GP	MIN	AVG	W	L	T	EN	SO	GA	SA	SPCTG
1990-91	1	20	6.00	0	0	0	0	0	2	7	.714

LINDSAY MIDDLEBROOK

YEAR	GP	MIN	AVG	W	L	T	EN	SO	GA	SA	SPCTG
1982-83	9	412	5.39	0	6	1	0	0	37	211	.825

JEFF REESE

YEAR	GP	MIN	AVG	W	L	T	EN	SO	GA	SA	SPCTG
1996-97	3	139	5.61	0	2	0	0	0	13	65	.800

GLENN RESCH

YEAR	GP	MIN	AVG	W	L	T	EN	SO	GA	SA	SPCTG
1982-83	65	3650	3.98	15	35	12	2	0	242	1928	.874
1983-84	51	2641	4.18	9	31	3	4	1	184	1426	.871
1984-85	51	2893	4.15	15	27	5	4	0	200	1413	.858
1985-86	31	1769	4.27	10	20	0	4	0	126	885	.857
TOTALS	198	10953	4.12	49	113	20	14	1	752	5632	.866

SAM ST. LAURENT

YEAR	GP	MIN	AVG	W	L	T	EN	SO	GA	SA	SPCTG
1985-86	4	188	4.15	2	1	0	0	0	13	111	.883

BOB SAUVE

YEAR	GP	MIN	AVG	W	L	T	EN	SO	GA	SA	SPCTG
1987-88	34	1804	3.56	10	16	1	2	0	107	823	.870
1988-89	15	721	4.66	4	5	1	2	0	56	333	.831
TOTALS	49	2525	3.87	14	21	2	4	0	163	1156	.859
PLAYOFFS	GP	MIN	AVG	W	L	T	EN	SO	GA	SA	SPCTG
1988	5	238	3.28	2	1	1	0	0	13	118	.890

COREY SCHWAB

YEAR	GP	MIN	AVG	W	L	T	EN	SO	GA	SA	SPCTG
1995-96	10	331	2.18	0	3	0	0	0	12	119	.899
2002-03	11	614	1.47	5	3	1	0	1	15	223	.923
2003-04	3	187	0.64	2	0	1	0	1	2	68	.971
TOTALS	24	1132	1.54	7	6	2	0	2	29	410	.929
PLAYOFFS	GP	MIN	AVG	W	L	T	EN	SO	GA	SA	SPCTG
2003	2	28	0.00	0	0	0	0	0	0	8	1.000

RICHARD SHULMISTRA

YEAR	GP	MIN	AVG	W	L	T	EN	SO	GA	SA	SPCTG
1997-98	1	62	1.94	0	1	0	0	0	2	30	.933

PETER SIDORKIEWICZ

YEAR	GP	MIN	AVG	W	L	T	EN	SO	GA	SA	SPCTG
1993-94	3	130	2.77	0	3	0	1	0	6	55	.891
1997-98	1	20	3.00	0	0	0	0	0	1	8	.875
TOTALS	4	150	2.80	0	3	0	1	0	7	63	.889

CHRIS TERRERI

YEAR	GP	MIN	AVG	W	L	T	EN	SO	GA	SA	SPCTG
1986-87	7	286	4.41	0	3	1	1	0	21	173	.879
1988-89	8	402	2.69	0	4	2	1	0	18	170	.893
1989-90	35	1933	3.41	15	12	3	3	0	110	1004	.890
1990-91	53	2971	2.91	24	21	7	3	1	144	1348	.893
1991-92	54	3185	3.18	22	22	10	0	1	169	1511	.888
1992-93	48	2672	3.39	19	21	3	2	2	151	1324	.886
1993-94	44	2340	2.72	20	11	4	2	2	106	1141	.907
1994-95	15	734	2.53	3	7	2	0	0	31	309	.900
1995-96	4	210	2.57	3	0	0	0	0	9	92	.902
1998-99	12	726	2.48	8	3	1	0	1	30	294	.898
1999-00	12	649	3.42	2	9	0	2	0	37	299	.876
2000-01	10	453	2.78	2	5	1	0	0	21	167	.874
TOTALS	302	16561	3.07	118	118	34	14	7	847	7832	.892
PLAYOFFS	GP	MIN	AVG	W	L		EN	SO	GA	SA	SPCTG
1990	4	238	3.28	2	2		0	0	13	103	.874
1991	7	428	2.94	3	4		0	0	21	216	.903
1992	7	386	3.58	3	3		2	0	23	203	.887
1993	4	219	4.68	3	0		1	1	11	118	.856
1994	4	200	2.70	3	0		0	0	9	111	.919
1995	1	8	0.00	0	0		0	0	0	2	1.000
TOTALS	27	1479	3.37	12	12		3	0	83	753	.890

1982

- 6/09/82 Obtained #1 1982 (Rocky Trotter), #1 1983 (John MacLean) Draft Picks from St. Louis for Rob Ramage.
 8/04/82 Signed Lindsay Middlebrook from Minnesota as a free agent.
 9/13/82 Signed Rob Palmer from Los Angeles as a free agent.
 9/14/82 Signed Glenn Merkosky from Hartford as a free agent.
 9/16/82 Signed Larry Floyd as a free agent.
 10/01/82 Obtained Hector Marini, #4 1983 Draft Pick (later traded to Calgary-Bill Cloviter) from NY Islanders for #4 1983 Draft Pick (Mikko Makela). Signed Mike Antonovich from Minnesota as a free agent.
 10/04/82 Obtained Murray Brumwell from Minnesota, Carol Vadnais from NY Rangers, Dave Hutchison from Washington via NHL Waiver Draft. Graeme Nicolson (NY Rangers) claimed from New Jersey via NHL Waiver Draft.
 10/12/82 Signed Mitch Wilson as a free agent.
 10/15/82 Obtained Rick Meagher, Garry Howatt from Hartford for Merlin Malinowski, Scott Fusco.
 10/28/82 Signed Jan Ludvig from Edmonton as a free agent.
 10/29/82 Obtained cash from Detroit for Dwight Foster.

1983

- 2/19/83 Obtained Ron Low from Edmonton for Lindsay Middlebrook, Paul Miller.
 6/21/83 Obtained Mel Bridgman, Phil Russell from Calgary for Steve Tambellini, Joel Quenneville.
 8/15/83 Signed Bob Hoffmeyer from Philadelphia as a free agent.
 10/03/83 Obtained Dave Lewis from Minnesota for Brent Ashton.
 10/06/83 Obtained Grant Mulvey from Pittsburgh on waivers.
 11/17/83 Obtained cash from Washington for waiver claim of Gary McAdam.

1984

- 1/12/84 Obtained Tim Higgins from Chicago for Jeff Larmer.
 1/18/84 Obtained Gary McAdam from Washington on waivers.
 6/08/84 Signed Karl Friesen as a free agent.
 6/19/84 Obtained Rich Preston, Don Dietrich, #2 1985 Draft Pick (Eric Weinrich) from Chicago for Bobby MacMillan, #5 1985 Draft Pick (Rick Herbert).
 6/25/84 Signed Greg Adams as a free agent.
 7/11/84 Signed Doug Sullivan from Hartford as a free agent.
 8/01/84 Signed Hannu Kampuri as a free agent.
 9/27/84 Obtained Sam St. Laurent from Philadelphia for future considerations.
 10/09/84 Obtained Dave Pichette from St. Louis via NHL Waiver Draft.

1985

- 5/31/85 Signed Alain Chevrier as a free agent.
 8/14/85 Signed Pat Conacher from Edmonton as a free agent.
 8/20/85 Signed Peter McNab from Vancouver as a free agent.
 8/29/85 Obtained Perry Anderson from St. Louis for Rick Meagher, #12 1986 Draft Pick (Bill Butler).
 9/05/85 Obtained future considerations from Buffalo for Don Lever.
 9/19/85 Obtained Mark Johnson from St. Louis for Shawn Evans, #5 1986 Draft Pick (Michael Wolak).
 10/07/85 Obtained Randy Velischek from Minnesota via NHL Waiver Draft.

1986

- 3/11/86 Obtained #3 1986 Draft Pick (Marc Laniel) from Philadelphia for Glenn Resch. Obtained #12 1986 Draft Pick (Doug Kirtan) from Buffalo for Phil Russell.
 6/25/86 Obtained Claude Loiselle from Detroit for Tim Higgins.
 7/02/86 Signed Timo Blomqvist from Washington as a free agent.
 7/08/86 Signed Andy Brickley from Pittsburgh as a free agent.
 8/06/86 Signed Doug Brown, Tim Lenardon, David Anderson as free agents.
 8/18/86 Obtained Steve Richmond from Detroit for Sam St. Laurent.
 9/26/86 Signed Dave Marcinyshyn as a free agent.

1987

- 3/09/87 Obtained Chris Cichocki, #3 1987 Draft Pick (later traded to Buffalo-Andrew MacVicar) from Detroit for Mel Bridgman.
 5/22/87 Obtained Jim Korn from Buffalo for Jan Ludvig.
 6/13/87 Obtained Tom Kurvers from Buffalo for Detroit's #3 1987 Draft Pick (Andrew MacVicar). Obtained David Maley from Montreal for #3 1987 Draft Pick (Mathieu Schneider).
 7/09/87 Signed Bob Sauve from Chicago as a free agent.
 9/10/87 Obtained Patrik Sundstrom, #2 1988 Draft Pick (Jeff Christian), #4 1988 Draft Pick (Matt Ruchty) from Vancouver for Greg Adams, Kirk McLean, #2 1988 Draft Pick (Leif Rohlin).
 10/05/87 Obtained rights to Reijo Ruotsalainen from Edmonton, rights to Risto Siltanen from Quebec, Jack O'Callahan from Chicago via NHL Waiver Draft.
 10/07/87 Obtained George McPhee from Winnipeg for #4 1989 Draft Pick (Jim Cummins).

1988

- 3/08/88 Obtained #10 1988 Draft Pick (Alexander Semak) from Boston for Steve Tsujiura.
 7/19/88 Obtained Steve Rooney, New Jersey's #3 1990 Draft Pick (Brad Bombardir) from Winnipeg for Alain Chevrier, #7 1990 Draft Pick (Doug Evans).
 10/03/88 Risto Siltanen (Vancouver), Andy Brickley (Boston), Doug Sulliman (Philadelphia), claimed from New Jersey via NHL Waiver Draft.
 12/09/88 Obtained Jean-Marc Lanthier from Boston for Dan Dorion.
 12/12/88 Obtained Tommy Albelin from Quebec for future considerations (#4 1989 Draft Pick-Niklas Andersson).
 12/13/88 Obtained Lyle Phair from Los Angeles for cash.

1989

- 3/07/89 Obtained Claude Vilgrain from Vancouver for Tim Lenardon.
 6/17/89 Obtained Los Angeles' #1 1989 Draft Pick (Jason Miller) from Edmonton for Corey Foster. Obtained Walt Poddubny, #4 1990 Draft Pick (Mike Bodnarchuk) from Quebec for Joe Cirella, Claude Loiselle, #8 1990 Draft Pick (Alexander Karpovtsev). Obtained Sylvain Turgeon from Hartford for Pat Verbeek.
 6/19/89 Obtained Peter Sundstrom from Washington for #10 1991 Draft Pick (Rob Leask).
 8/10/89 Signed Roland Melanson from Los Angeles as a free agent.
 10/02/89 Obtained rights to Kent Nilsson from Edmonton via NHL Waiver Draft.
 10/16/89 Obtained #1 1991 Draft Pick (Scott Niedermayer) from Toronto for Tom Kurvers.
 10/31/89 Obtained Jim Thomson from Hartford for Chris Cichocki.

1990

- 1/05/90 Obtained Bob Broke from Minnesota for Aaron Broten.
 3/06/90 Obtained Jeff Sharples from Edmonton for Reijo Ruotsalainen. Obtained #5 1990 Draft Pick (Petr Kuchyna) from Calgary for Jim Korn. Obtained Peter Stastny from Quebec for Craig Wolanin, future considerations (Randy Velischek).
 6/16/90 Obtained #1 (Martin Brodeur), Detroit's #2 (David Harlock), Minnesota's #2 (Chris Gotziaman) 1990 Draft Picks from Calgary for #1 (Trevor Kidd), #2 (Vesa Viitakoski) 1990 Draft Picks.
 9/04/90 Obtained Claude Lemieux from Montreal for Sylvain Turgeon.
 9/06/90 Obtained Laurie Boschman from Winnipeg for #5 1991 Draft Pick (Jan Kaminski).
 11/27/90 Obtained Lee Norwood, future considerations (#4 1992 Draft Pick-Scott McCabe) from Detroit for Paul Ysebaert.

1991

- 5/30/91 Jeff Madill (San Jose) claimed from New Jersey via NHL Expansion Draft.
 6/03/91 Obtained Brent Severyn from Quebec for Dave Marcinyshyn.
 9/03/91 Obtained Scott Stevens from St. Louis as compensation for Brendan Shanahan.
 9/09/91 Obtained Dave Barr, Randy McKay from Detroit as compensation for Troy Crowder.
 9/20/91 Obtained Tom Chorske, Stephane Richer from Montreal for Roland Melanson, Kirk Muller.
 10/03/91 Obtained future considerations (#5 1993 Draft Pick-John Guirestante) from Hartford for Lee Norwood.
 10/16/91 Obtained future considerations from Boston for Al Stewart.

1992

- 1/12/92 Obtained Troy Mallette from Edmonton for David Maley.
 6/15/92 Obtained Brad Shaw from Hartford for future considerations.
 6/18/92 Brad Shaw (Ottawa), Laurie Boschman (Ottawa) claimed from New Jersey via NHL Expansion Draft.
 8/28/92 Obtained Bobby Holik, #2 1993 Draft Pick (Jay Pandolfo), conditional 1994 Draft Pick from Hartford for Sean Burke, Eric Weinrich.
 9/03/92 Obtained future considerations from Los Angeles for Pat Conacher. Obtained future considerations from Ottawa for Neil Brady.
 10/01/92 Signed Pascal Rheaume as a free agent.

1993

- 1/13/93 Obtained Bernie Nicholls from Edmonton for Zdeno Ciger, Kevin Todd.
 1/26/93 Assumed contract of Brian Lawton from San Jose.
 3/13/93 Obtained cash from San Jose for waiver claim of Jon Morris.
 6/20/93 Obtained Peter Sidorkiewicz, future considerations (Mike Peluso) from Ottawa for Craig Billington, Troy Mallette, #4 1993 Draft Pick (Cosmo Dupaul).
 6/24/93 Alexei Kasatonov (Anaheim), Jarrod Skalde (Anaheim) claimed from New Jersey via NHL Expansion Draft.
 6/26/93 Obtained Corey Millen from Los Angeles for #5 1993 Draft Pick (Jason Saal). Obtained Mike Peluso from Ottawa as future considerations from 6/20/93 transaction.
 9/30/93 Signed Bob Carpenter from Washington as a free agent. Obtained #6 1994 Draft Pick (Ryan Smart) from Winnipeg for Brent Severyn.

1994

- 1/31/94 Obtained #5 1994 Draft Pick (later traded to Calgary-Nils Ekman) from Ottawa as compensation from 6/20/93 transaction.
 3/21/94 Obtained Roy Mitchell, Reid Simpson from Dallas for future considerations.
 6/03/94 Obtained #11 1994 Draft Pick (Mike Hanson) from Quebec for Stephane Yelle, #11 1994 Draft Pick (Steven Low). Obtained Vancouver's #4 1994 Draft Pick (later traded to Calgary-Ryan Duthie) from Tampa Bay for Jeff Toms.
 6/29/94 Obtained #3 1994 Draft Pick (Sheldon Souray) from Calgary for #3 (Chris Clark), Vancouver's #4 (Ryan Duthie), Ottawa's #5 (Nils Ekman) 1994 Draft Picks.

1995

- 2/27/95 Obtained Neal Broten from Dallas for Corey Millen.
 3/14/95 Obtained Shawn Chambers, Danton Cole from Tampa Bay for Ben Hankinson, Alexander Semak.
 4/03/95 Obtained #3 1995 Draft Pick (David Gosselin) from Detroit for Viacheslav Fetisov.
 7/08/95 Obtained #5 1995 Draft Pick (Allyn McCauley) from Ottawa for Jaroslav Modry.
 10/03/95 Obtained Steve Thomas from NY Islanders for Claude Lemieux.
 10/05/95 Obtained #3 1997 Draft Pick (later traded to Ottawa-Josh Langfeld) from Ottawa for Tom Chorske.
 11/01/95 Obtained Esa Tikkanen from St. Louis for #3 1997 Draft Pick (later traded to Colorado-Ville Nieminen). Obtained Darin Kimble from Chicago for Bill Armstrong, Mike Vukonich.
 11/15/95 Obtained #2 1996 Draft Pick (later traded to Pittsburgh-Pavel Skrbek) from San Jose for Chris Terreri.
 11/23/95 Obtained #2 1996 Draft Pick (Wes Mason) from Vancouver for Esa Tikkanen.
 12/19/95 Obtained Jocelyn Lemieux, #2 1998 Draft Pick (later transferred to Dallas-John Erskine) from Hartford for Jim Dowd, #2 1997 Draft Pick (later traded to Calgary-Dmitri Kokorev).

1996

- 2/26/96 Obtained Phil Housley, Dan Keczer from Calgary for Tommy Albelin, Cale Hulse, Jocelyn Lemieux.
 3/13/96 Obtained Dave Andreychuk from Toronto for #2 1996 Draft Pick (Marek Posmyk), option of #4 1998 or #3 1999 Draft Pick (later traded to New Jersey).
 6/22/96 Obtained Jeff Reese, Chicago's #2 (Pierre Dagenais), #8 (Jason Bertsch) 1996 Draft Picks from Tampa Bay for Corey Schwab. Obtained Toronto's #2 (Josh DeWolf), #2 (Colin White) 1996 Draft Picks from Pittsburgh for San Jose's #2 1996 Draft Pick (Pavel Skrbek).
 8/22/96 Obtained Lyle Odelein from Montreal for Stephane Richer.
 10/11/96 Signed Richard Shulmistra as a free agent.
 11/22/96 Obtained future considerations from Los Angeles for Neal Broten.
 11/26/96 Obtained Ken Sutton, #2 1999 Draft Pick (Brett Clouthier) from St. Louis for Mike Peluso, Ricard Persson.

1997

- 2/11/97 Obtained Peter Zedel from St. Louis for Chris McAlpine, last round 1999 Draft Pick (James Desmarais).
 2/25/97 Obtained Dave Ellett, Doug Gilmour, New Jersey's #4 1998 or #3 1999 Draft Pick (previously acquired- Andre Lakos) from Toronto for Jason Smith, Steve Sullivan, rights to Alyn McCauley.
 3/15/97 Obtained Chris LiPuma from San Jose off waivers.
 3/18/97 Chris LiPuma (San Jose) claimed from New Jersey via waivers.
 6/21/97 Obtained #2 1997 Draft Pick (Stanislav Gron) from Ottawa for #3 (Jani Hurme), Ottawa's #3 (Josh Langfeld) 1997 Draft Picks.
 6/26/97 Signed John Madden as a free agent.
 8/22/97 Obtained Vlastimil Kroupa from San Jose for #3 1998 Draft Pick (later traded to Nashville-Geoff Koch).
 9/01/97 Signed Sasha Lakovic from Calgary as a free agent.
 9/28/97 Obtained Scott Daniels from Philadelphia via NHL Waiver Draft. Pascal Rheaume (St. Louis) claimed from New Jersey via NHL Waiver Draft.
 12/07/97 Obtained Doug Bodger, Dody Wood from San Jose for John MacLean, Ken Sutton.

1998

- 1/04/98 Obtained Jason Arnott, Bryan Muir from Edmonton for Bill Guerin, Valeri Zelepukin.
 1/08/98 Obtained #4 1998 Draft Pick (Mikko Jokela) from Chicago for Reid Simpson.
 2/05/98 Obtained #5 1998 Draft Pick (Anton But) from Vancouver for Peter Zedel.
 6/18/98 Obtained Boston's #4 1998 Draft Pick (Pierre Dagenais) from Los Angeles for Doug Bodger.
 6/26/98 Mike Dunham (Nashville) claimed from New Jersey via NHL Expansion Draft.
 6/27/98 Obtained #1 1998 Draft Pick (Scott Gomez) from Dallas for Carolina's #2 (John Erskine), #2 (Tyler Bouck) Draft Picks. Obtained Pittsburgh's #2 1998 Draft Pick (Brian Gionta) from Edmonton for #4 (Kristian Antila), #5 (Oleg Smirnov) 1998 Draft Picks, rights to Fredrik Lindqvist.
 8/25/98 Obtained Chris Terrier from Chicago for #2 1999 Draft Pick (Stepan Mokhov).
 8/26/98 Obtained Ken Sutton from San Jose for future considerations (#5 1999 Draft Pick-Nicholas Dimitrakos).
 11/13/98 Obtained option of #4 or Tampa Bay's #4 1999 Draft Pick or #3 2000 Draft Pick (New Jersey chose #3 2000 Draft Pick-Mike Rupp) from Chicago for Bryan Muir.

1999

- 1/04/99 Awarded option of one #1 Draft Pick over next five seasons, right to switch #1 Draft Picks over next five seasons from St. Louis for tampering settlement. Obtained #1 2001 Draft Pick (later transferred to Florida-Lukas Krajicek) from St. Louis. Obtained #1 2003 Draft Pick (later transferred to Edmonton-Marc Antoine Pouliot) from St. Louis for #1 2003 Draft Pick (Shawn Belle).
 3/22/99 Obtained Sergei Nemchinov from NY Islanders for #4 1999 Draft Pick (later transferred to Los Angeles-Daniel Johansson).
 6/18/99 Signed Brian Rafalski as a free agent.
 6/25/99 Kevin Dean (Atlanta) claimed from New Jersey via NHL Expansion Draft. Obtained future considerations from Atlanta for Sergei Vyshedkevich.
 9/27/99 Ken Sutton (Washington), Jeff Williams (Atlanta) claimed from New Jersey via NHL Waiver Draft.
 10/05/99 Obtained Ken Sutton from Washington for future considerations.
 10/07/99 Obtained Steve Kelly from Tampa Bay for #7 2000 Draft Pick (Brian Eklund).
 11/01/99 Obtained Sylvain Cloutier, Jeff Williams from Atlanta for Eric Bertrand, Wes Mason.
 11/03/99 Obtained Claude Lemieux, #1 (David Hale), #2 (Matt DeMarchi) 2000 Draft Picks from Colorado for Brian Rolston, #1 2000 Draft Pick (later transferred to Boston-Martin Samuelsson).

2000

- 1/14/00 Obtained option of Vancouver's or NY Islanders' #2 (New Jersey chose NY Islanders-Teemu Laine) and NY Islanders' or Atlanta's #3 (New Jersey chose Atlanta-Max Briarbrae) 2000 Draft Picks from Vancouver for Vadim Sharifjanov, #3 2000 Draft Pick (Tim Branham).
 3/01/00 Obtained Vladimir Malakhov from Montreal for Josh DeWolf, Sheldon Souray, #2 2001 Draft Pick (later transferred to Tampa Bay through Washington-Andreas Holmqvist).
 3/07/00 Obtained Deron Quint, #3 2001 Draft Pick (later transferred to Phoenix-Beat Schiess-Forster) from Phoenix for Lyle Odelein.
 3/14/00 Obtained Alexander Mogilny from Vancouver for Brendan Morrison, Denis Pederson.
 6/12/00 Obtained Ed Ward from Anaheim for #7 2001 Draft Pick (Tony Martensson). Obtained Steve Staios from Atlanta for #9 2000 Draft Pick (Simon Gamache). Obtained future considerations (Turner Stevenson), #3 2001 Draft Pick (Brandon Nolan) from Columbus for Krzysztof Oliwa. Assigned rights to Deron Quint to Columbus.
 6/23/00 Chris Terrier (Minnesota), Jeff Williams (Columbus) claimed from New Jersey via NHL Expansion Draft. Obtained Chris Terrier, #9 2000 Draft Pick from Minnesota (later traded to Tampa Bay-Thomas Ziegler) for Brad Bombardier. Acquired Turner Stevenson from Columbus as future considerations for 6/12/00 transaction.
 6/24/00 Obtained #8 2001 Draft Pick (Aaron Voros) from Tampa Bay for Minnesota's #9 2000 Draft Pick (Thomas Ziegler).
 7/03/00 Signed Jim McKenzie from Washington as a free agent.

7/10/00 Acquired future considerations from Atlanta for Steve Staios.

7/18/00 Signed Chris Ferraro from NY Islanders as a free agent.

2001

- 2/24/01 Obtained Bob Corkum from Los Angeles for future considerations.
 2/27/01 Obtained future considerations from NY Islanders for Los Angeles for Steve Kelly.
 3/04/01 Obtained Sean O'Donnell from Minnesota for Willie Mitchell.
 3/12/01 Obtained John Vanbiesbrouck from NY Islanders for Chris Terrier, #9 2001 Draft Pick (Juha-Pekka Ketola).
 6/23/01 Obtained Phoenix's #2 2001 Draft Pick (Igor Pohanka), Vancouver's #2 2001 Compensatory Draft Pick (Tuomas Pihlman) from Florida for St. Louis' #1 2001 Draft Pick (Lukas Krajicek). Obtained #2 2001 Draft Pick (Victor Uchevatorov) from Ottawa for #3 2001 Compensatory Draft Pick (Neil Komadoski), #3 2001 Draft Pick (later traded to Tampa Bay-Evgeny Artyukhin). Obtained #4 2001 (later traded to Atlanta-Milan Gajic), #3 2002 (Marek Chvalat) Draft Picks from Phoenix for #3 2001 Draft Pick (Beat Schiess-Forster).
 6/24/01 Obtained #3 2002 Draft Pick (Jason Ryznar) from Atlanta for Phoenix's #4 2001 (Milan Gajic), #7 2002 (later traded to San Jose-Tim Conboy) Draft Picks.
 7/05/01 Signed Tommy Albelin from Calgary as a free agent.
 8/22/01 Obtained future considerations from Washington for Chris Ferraro.
 10/21/01 Signed Bruce Gardiner from Ottawa and Steve Guolla from Atlanta as free agents.
 10/25/01 Signed Joel Bouchard from Phoenix as a free agent.
 11/09/01 Obtained Andrei Zyuzin from Tampa Bay for Josef Boumedienne, Sascha Goc, rights to Anton But.

2002

- 1/12/02 Pierre Dagenais (Florida) claimed from New Jersey via waivers.
 1/16/02 Obtained Valeri Kamensky from Dallas for Andre Lakos, future considerations.
 2/26/02 Signed John Vanbiesbrouck as a free agent.
 3/04/02 Obtained Mike Rucinski from Carolina for Ted Drury.
 3/19/02 Obtained Jamie Langenbrunner, Joe Nieuwendyk from Dallas for Jason Arnott, Randy McKay, #1 2002 Draft Pick (later traded to Buffalo-Daniel Paille). Obtained Stephane Richer from Pittsburgh for #7 2003 Draft Pick (Stephen Dixon).
 7/06/02 Obtained Maxim Balmochnykh, Jeff Friesen, Oleg Tverdokovsky from Anaheim for Mike Commodore, J.F. Dampousse, Petr Sykora, rights to Igor Pohanka.
 7/08/02 Signed Corey Schwab from Toronto as a free agent.
 7/12/02 Signed Alex Brooks, Craig Darby from Montreal, Raymond Giroux from NY Islanders, Mike Matteucci from Minnesota as free agents.
 8/15/02 Signed Dave Roche from NY Islanders as a free agent.
 8/24/02 Signed Ken Sutton from NY Islanders as a free agent.
 10/01/02 Signed Joe Hulbig as a free agent.
 10/15/02 Andreas Salomonsson (Washington) claimed from New Jersey via waivers.
 11/02/02 Andrei Zyuzin (Minnesota) claimed from New Jersey via waivers.

2003

- 1/24/03 Obtained Steve Kariya from Vancouver for Mikko Jokela.
 2/24/03 Obtained Pascal Rheaume from Atlanta for Conditional 2004 Draft Pick (later traded to New Jersey).
 3/10/03 Obtained Grant Marshall from Columbus for Conditional 2004 Draft Pick (#4-later traded to Calgary-Kristopher Hogg). Obtained Richard Smehlik, New Jersey's 2004 Conditional Draft Pick (previously acquired) from Atlanta for #4 2003 Draft Pick (Michael Vanelli).
 6/21/03 Obtained #1 2003 Draft Pick (Zach Parise) from Edmonton for St. Louis' #1 (Marc-Antoine Pouliot), #2 (Jean-Francois Jacques) 2003 Draft Picks. Obtained #3 2003 Draft Pick (Ivan Khomutov) from St. Louis for Mike Danton, #3 2003 Draft Pick (Konstantin Zakharov).
 7/24/03 Signed Sean Brown from Boston as a free agent.
 7/25/03 Signed Erik Rasmussen from Los Angeles as a free agent.
 7/30/03 Signed Ryan Murphy from Carolina as a free agent.
 9/10/03 Signed Igor Larionov from Detroit as a free agent.

2004

- 3/01/04 Obtained Viktor Kozlov from Florida for Christian Berglund, Victor Uchevatorov.
 3/05/04 Obtained Jan Hrdina from Phoenix for Mike Rupp, #2 2004 Draft Pick (later traded to Edmonton-Geoff Paukovich).
 6/26/04 Obtained #1 2004 Draft Pick (Travis Zajac) from Dallas for #1 (later traded to San Jose-Lukas Kaspar), #3 (later traded to Washington-Clayton Barthel) 2004 Draft Picks.
 7/03/04 Signed Darren Langdon from Montreal as a free agent.
 7/06/04 Signed Ray Schultz from Nashville as a free agent.
 7/12/04 Signed Richard Matvichuk from Dallas as a free agent.
 7/15/04 Signed Krzysztof Oliwa from Calgary as a free agent.
 7/22/04 Signed Bobby Allen from Edmonton, Pascal Rheaume from St. Louis as free agents.
 7/27/04 Signed Steven Spencer as a free agent.

2005

- 8/04/05 Signed Vladimir Malakhov from Philadelphia, Dan McGillis from Boston as free agents.
 8/06/05 Signed Bryan Miller as a free agent.
 8/12/05 Signed David Clarkson, Frank Doyle as free agents.
 8/16/05 Signed Alexander Mogilny from Toronto as a free agent. Signed Chris Minard as a free agent.
 9/26/05 Obtained #3 2006 Draft Pick (Kirill Tulupov) from Washington for Jeff Friesen.
 11/25/05 Obtained Brad Ference from Phoenix for Pascal Rheaume, Ray Schultz, Steven Spencer.

2006

- 3/08/06 Obtained Ken Klee from Toronto for Aleksander Suglovov.

3/09/06 Obtained Brad Lukowich from NY Islanders for #3 2006 Draft Pick (later traded to Phoenix-Jonas Ahnelov). Obtained #4 2006 Draft Pick (Tyler Miller) from Vancouver for Sean Brown. Obtained Jason Wiemer from Calgary for #4 2006 Draft Pick (Hugo Carpenter).
 4/04/06 Signed Andy Greene as a free agent.
 4/12/06 Signed Stephen Gionta as a free agent.
 6/24/06 Obtained Carolina's #1 (Matthew Corrente), Vancouver's #3 (Vladimir Zharkov) 2006 Draft Picks from St. Louis for #1 2006 Draft Pick (Patrik Berglund).
 7/10/06 Signed Mike Rupp from Columbus as a free agent.
 7/13/06 Signed Jordan Parise as a free agent.
 7/17/06 Signed Tomas Harant, Mike Mottau, Johnny Oduya, Rod Pelley as free agents.
 8/02/06 Signed Olli Malmivaara as a free agent.
 8/10/06 Signed Justin Papineau from NY Islanders as a free agent.
 10/01/06 Obtained Jim Fahey, Alexander Korolyuk from San Jose for Vladimir Malakhov, #1 2007 Draft Pick (later traded to St. Louis-David Perron).
 10/04/06 Signed Dan LaCouture from Boston as a free agent.
 10/19/06 Signed Scott Lachance as a free agent.
 11/02/06 Signed Jim Dowd from Colorado as a free agent.

2007

2/27/07 Obtained #3 2007 Draft Pick (Nick Palmieri) from Calgary for David Hale, #5 2007 Draft Pick (later traded to Buffalo-Jean-Simon Allard).
 3/01/07 Obtained #7 2008 Draft Pick (Jean-Sebastien Berube) from Minnesota for Aaron Voros.
 6/13/07 Signed Jari Viuhkola as a free agent.
 7/03/07 Signed Dainius Zubrus from Buffalo, Karel Rachunek from NY Rangers as free agents.
 7/05/07 Signed Kevin Weekes from NY Rangers as a free agent.
 7/10/07 Signed Vitaly Vishnevski from Nashville as a free agent.
 7/16/07 Signed Noah Clarke from Los Angeles, Ian Moran from Anaheim, Jean-Luc Grand-Pierre as free agents.
 8/07/07 Signed Arron Asham from NY Islanders as a free agent.
 10/02/07 Obtained Sheldon Brookbank from Columbus on waivers.
 12/19/07 Signed Brad Snetsinger as a free agent.

2008

2/26/08 Obtained Bryce Salvador from St. Louis for Cam Janssen.
 4/28/08 Signed Michael Swift as a free agent.
 5/30/08 Signed Anssi Salmela as a free agent.
 6/20/08 Obtained #1 (later traded to Minnesota-Tyler Cuma), #2 (Patrice Cormier) 2008 Draft Picks from Washington for #1 2008 Draft Pick (Anton Gustafsson). Obtained #1 2008 (Mattias Tedenby), #3 2009 (Alexander Urohm) 2008 Draft Picks from Minnesota for Washington's #1 2008 Draft Pick (Tyler Cuma).
 7/01/08 Signed Bobby Holik from Atlanta, Brian Rolston from Tampa Bay as free agents.
 7/17/08 Signed Jay Leach from Tampa Bay, Jon DiSalvatore from Phoenix, Chad Wiseman as free agents.
 7/21/08 Signed Fedor Fedorov as a free agent.
 7/23/08 Signed Matthew Spiller from NY Islanders as a free agent.
 9/12/08 Obtained Kevin Cormier from Phoenix for Sean Zimmerman.

2009

1/15/09 Signed Brendan Shanahan from NY Rangers as a free agent.
 2/03/09 Obtained rights to David McIntyre from Anaheim for Sheldon Brookbank.
 3/02/09 Obtained Niclas Havelid, Myles Stoesz from Atlanta for Anssi Salmela.
 6/26/09 Obtained #1 2009 Draft Pick (Jacob Josefson) from Calgary for #1 (Tim Erixon), #3 (later traded to Los Angeles-Nicolas Deslauriers) 2009 Draft Picks.
 6/30/09 Obtained Ben Walter, future considerations from NY Islanders for rights to Tony Romano.
 7/09/09 Obtained Tim Sestito from Edmonton for conditional 2010 Draft Pick.
 7/10/09 Signed Yann Danis from NY Islanders as a free agent.
 7/17/09 Signed Cory Murphy from Tampa Bay as a free agent.
 7/31/09 Signed Rob Davison from Vancouver as a free agent.
 9/25/09 Signed Rob Niedermayer from Anaheim, Andrew Peters from Buffalo as free agents.
 11/06/09 Signed Dean McAmmond as a free agent. Jay Leach (Montreal) claimed from New Jersey via waivers.

2010

2/04/10 Obtained Ilya Kovalchuk, Anssi Salmela, #2 2010 Draft Pick (Jonathon Merrill) from Atlanta for Niclas Bergfors, Johnny Oduya, Patrice Cormier, #1 (later traded to Chicago-Kevin Hayes), #2 (later traded to Chicago-Justin Holl) 2010 Draft Picks.
 2/10/10 Signed Mike McKenna as a free agent.
 2/25/10 Signed Matt Taormina as a free agent.
 3/03/10 Obtained Martin Skoula from Toronto for #5 2010 Draft Pick (Sam Carrick).
 5/19/10 Signed Dan Kelly as a free agent.
 6/19/10 Obtained Jason Arnott from Nashville for Matt Halischuk, #2 2011 Draft Pick (Magnus Hellberg).
 7/01/10 Signed Johan Hedberg from Atlanta, Henrik Tallinder from Buffalo, Anton Volchenkov from Ottawa as free agents. Bought out the contracts of Jay Pandolfo and Andrew Peters.
 7/28/10 Signed Chad Wiseman as a free agent.
 8/26/10 Signed Stephen Gionta as a free agent.
 10/12/10 Signed Adam Mair from Buffalo as a free agent.

2011

1/07/11 Obtained #3 2011 Draft Pick (Blake Coleman) from Dallas for Jamie Langenbrunner.
 2/09/11 Obtained Jay Leach, Steven Zalewski from San Jose for Patrick Davis, Michael Swift.
 2/28/11 Obtained David Steckel, #2 2012 Draft Pick (later traded to Minnesota-Raphael Bussieres) from Washington for Jason Arnott.

3/19/11 Signed Joe Sova as a free agent.
 4/06/11 Signed Mike Sislo as a free agent.
 4/18/11 Signed Keith Kinkaid as a free agent.
 6/16/11 Obtained Maxim Noreau from Minnesota for David McIntyre.
 7/01/11 Signed Matt Anderson as a free agent.
 7/14/11 Signed Cam Janssen from St. Louis as a free agent. Obtained #5 2012 Draft Pick (Graham Black) from Calgary for Pierre-Luc Letourneau-Leblond.
 7/15/11 Signed Eric Boulton from Atlanta as a free agent.
 7/28/11 Obtained Trent Hunter from NY Islanders for Brian Rolston. Signed Stephane Veilleux as a free agent.
 8/03/11 Bought out the contracts of Trent Hunter and Colin White.
 8/12/11 Signed Peter Harrold from Los Angeles as a free agent.
 10/04/11 Obtained #4 2012 Draft Pick (Ben Thomson) from Toronto for David Steckel.
 10/05/11 Signed Petr Sykora as a free agent.
 10/26/11 Obtained Ryan Carter from Florida on waivers.
 12/12/11 Obtained Kurtis Foster, Timo Pielmeier from Anaheim for Mark Fraser, Rod Pelley, #7 2012 Draft Pick (Jaycob Megna).

2012

1/20/12 Obtained Alexei Ponikarovsky from Carolina for Joe Sova, #4 2012 Draft Pick (Jaccob Slavin).
 1/30/12 Signed Steve Bernier as a free agent.
 2/24/12 Obtained Marek Zidlicky from Minnesota for Kurtis Foster, Nick Palmieri, Stephane Veilleux, Washington's #2 2012 Draft Pick (Raphael Bussieres), #3 2013 Draft Pick (later traded to NY Islanders-Eamon McAdam).
 6/15/12 Signed Harri Pesonen as a free agent.
 7/02/12 Bought out the contract of Eric Boulton.
 7/10/12 Signed Krys Barch from Florida as a free agent.
 8/09/12 Signed Bobby Butler from Ottawa as a free agent.

2013

2/06/13 Obtained Andrei Loktionov from Los Angeles for #5 2013 Draft Pick (later traded to Buffalo-Gustav Possler).
 2/13/13 Obtained Alexei Ponikarovsky from Winnipeg for #7 2013 Draft Pick (Brenden Kichton), #4 2014 Draft Pick.
 3/04/13 Bobby Butler (Nashville) claimed from New Jersey via waivers.
 3/06/13 Obtained Tom Kostopoulos from Pittsburgh on waivers.
 3/22/13 Obtained Matt D'Agostini, conditional #7 2015 Draft Pick from St. Louis for #5 2015 Draft Pick.
 4/03/13 Obtained Steve Sullivan from Phoenix for #7 2014 Draft Pick.
 5/01/13 Signed Joe Whitney as a free agent.
 6/30/13 Obtained Cory Schneider from Vancouver for #1 2013 Draft Pick (Bo Horvat). Obtained #2 (Steven Santini), #3 (Ryan Kujawinski) 2013 Draft Picks from Phoenix for #2 2013 Draft Pick (Laurent Dauphin). Obtained #7 2013 Draft Pick (Anthony Brodeur) from Los Angeles for #7 2014 Draft Pick.
 7/05/13 Signed Ryane Clowe from NY Rangers, Rostislav Olesz from Chicago and Michael Ryder from Montreal as free agents. Bought out the contract of Johan Hedberg.
 7/06/13 Signed Darcy Zajac as a free agent.
 7/07/13 Obtained Riley Boychuk from Buffalo for Henrik Tallinder.
 7/08/13 Signed Rod Pelley as a free agent.
 7/12/13 Signed Raman Hrabarenka as a free agent.
 7/23/13 Signed Jaromir Jagr from Boston as a free agent.

ALL-TIME GOALTENDING

GOALTENDERS	GP	W	L	O/T	MINS	GA	SO	GAA
Jeff Frazee	1	0	0	0	20	0	0	0.00
Corey Schwab	24	7	6	2	1132	29	2	1.54
John Vanbiesbroeck	9	6	3	0	540	16	1	1.78
Richard Shulmistra	1	0	1	0	62	2	0	1.94
Yann Danis	12	3	2	1	467	16	0	2.06
Martin Brodeur	1220	669	380	148	71786	2668	121*	2.23
Keith Kinkaid	1	0	0	0	26	1	0	2.33
Johan Hedberg	80	38	29	7	4416	178	8	2.42
Mike Dunham	41	13	12	4	1786	72	3*	2.42
J.F. Dampousse	6	1	3	0	295	12	0	2.44
Scott Clemmensen	65	32	19	5	3546	150	4	2.54
Kevin Weekes	25	9	7	1	1138	49	0	2.58
Peter Sidorkiewicz	4	0	3	0	150	7	0	2.80
Mike McKenna	2	0	1	0	118	6	0	3.05
Chris Terreri	302	118	118	34	16561	847	7	3.07
Sean Burke	162	62	66	23	9061	552	4	3.66
Bob Sauve	49	14	21	4	2525	163	0	3.87
Craig Billington	111	43	46	8	5907	392	4	3.98
Glenn Resch	198	49	113	20	10953	752	1*	4.12
Ron Low	81	16	43	9	4153	287	1*	4.15
Sam St. Laurent	4	2	1	0	188	13	1	4.15
Alain Chevrier	140	53	64	7	7370	518	1	4.22
Chad Erickson	2	1	1	0	120	9	0	4.50
Kirk McLean	6	1	1	0	271	21	0	4.65
Hannu Kampuri	13	1	10	1	635	54	0	5.10
Lindsay Middlebrook	9	0	6	1	412	37	0	5.39
Jeff Reese	3	0	2	0	139	13	0	5.61
Roland Melanson	1	0	0	0	20	2	0	6.00
Shawn MacKenzie	6	0	1	0	130	15	0	6.92
Karl Friesen	4	0	2	1	130	16	0	7.38

*Low & Resch shared shutout, 12/4/83; Brodeur & Dunham shared shutout, 11/9/96.

- 1... Johan Hedberg, Kevin Weekes, Jean-Francois Dampousse, Mike Dunham, Peter Sidorkiewicz, Craig Billington, Sean Burke, Glenn Resch.
- 2... Marek Zidlicky, Kurtis Foster, Mark Fraser, Sheldon Brookbank, Vitaly Vishnevski, David Hale, Dan McGillis, Vladimir Malakhov, Sean Brown, Richard Smehlik, Mike Commodore, Ken Sutton, Deron Quint, Sheldon Souray, Dave Ellett, Cale Hulse, Viacheslav Fetisov, Joe Cirella.
- 3... **Ken Daneyko**, Dave Hutchison.
- 4... **Scott Stevens**, Myles O'Connor, Sergei Starikov, Eric Weinrich, Jamie Huscroft, Gord Mark, Bob Lormier.
- 5... Adam Larsson, Colin White, Doug Bodger, Ken Sutton, Ricard Persson, Jaroslav Modry, Myles O'Connor, Eric Weinrich, Tom Kurvers, Timo Blomqvist, Don Dietrich, Alan Hepple, Phil Russell, Carol Vadnais.
- 6... Andy Greene, Mark Fraser, Jim Fahey, *Tommy Albelin, Dan McGillis, Sean O'Donnell, Mike Commodore, Willie Mitchell, Brad Bombardier, Phil Housley, Craig Wolanin, Rob Palmer, Alan Hepple, Joel Quenneville.
- 7... Henrik Tallinder, Paul Martin, Raymond Giroux, Andrei Zyuzin, *Sascha Goss, Willie Mitchell, Vladimir Malakhov, Ken Sutton, Vlastimil Kroupa, Chris McAlpine, Alexei Kasatonov, Jack O'Callahan, Peter McNab, Alan Hepple, Murray Brumwell, Jeff Larmer, Randy Pierce.
- 8... Dainius Zubrus, Sheldon Brookbank, Alex Brooks, Ken Klee, Sean Brown, Igor Larionov, Steve Guolla, Mike Jefferson, Vadim Sharifjanov, Sasha Lakovic, Pascal Rheaume, Mike Peluso, Troy Mallette, David Maley, Murray Brumwell, Dave Pichette, Garry Howatt, Tapio Levo.
- 9... Jacob Josefson, Harri Pesonen, Bobby Butler, Zach Parise, *Jiri Bicek, Craig Darby, Bruce Gardiner, Brendan Morrison, Vadim Sharifjanov, Neal Broten, Bernie Nicholls, Tom Chorske, Kirk Muller, Don Lever.
- 10... *Peter Harrold, Nick Palmieri, Steve Zalewski, Rod Pelley, Patrick Davis, Matt Halischuk, Erik Rasmussen, Oleg Tverdokhlev, Christian Berglund, Stanislav Gron, Steve Brule, *Denis Pederson, Esa Tikkanen, Corey Millen, Jarrod Skalde, Neil Brady, Al Stewart, Bob Brooke, Aaron Broten, Dave Cameron.
- 11... Stephen Gionta, Stephane Veilleux, Brad Mills, Adam Mair, Dean McAmmond, John Madden, Steve Sullivan, Jocelyn Lemieux, Jim Dowd, Dave Barr, Brendan Shanahan, Rich Chernomaz, Perry Anderson, Gary McAdam, Bobby MacMillan.
- 12... *Alexei Ponikarovsky, Matt Anderson, Nick Palmieri, Brian Rolston, Noah Clarke, Nicolas Bergfors, John Dowd, Jeff Friesen, Sergei Nemchinov, Bill Guerin, Jason Miller, Jeff Christian, Walt Poddubny, Mark Johnson, Pat Verbeek, Jukka Porvari.
- 14... Adam Henrique, *Tim Sestito, Stephen Gionta, Patrick Davis, Brian Gionta, Pierre Dagenais, Brian Rolston, Ben Hankinson, Jon Morris, Kevin Todd, Paul Ysebaert, Jim Korn, Al Stewart, Doug Brown, Dan Dorion, Pat Conacher, Rich Chernomaz, John Johansson, Kevin Maxwell, Steve Tambellini.
- 15... Steve Sullivan, Tim Sestito, Stefan Matteau, Petr Sykora, Jamie Langenbrunner, Andreas Salomonsson, Steve Kelly, Eric Bertrand, John McLean, Brent Ashton.
- 16... Matt D'Astous, Harri Pesonen, *Jacob Josefson, Alexander Vasyunov, Nick Palmieri, Matt Halischuk, *Bobby Holik, Dainius Zubrus, Tuomas Pihlman, Jason Wiemer, Aleksander Sugolobov, Jan Hrdina, Mike Rupp, Laurie Boschman, Sylvain Turgeon, Pat Verbeek, Rick Meagher, Merlin Malinowski.
- 17... Ilya Kovalchuk, Ben Walter, Ilkka Pikkarainen, Mike Rupp, Darren Langdon, Christian Berglund, Petr Sykora, Tom Chorske, Jason Miller, Patrik Sundstrom, Paul Gagne.
- 18... Steve Bernier, Tim Sestito, *Vladimir Zharkov, Alexander Vasyunov, Cory Murphy, Rob Davison, *Niclas Bergfors, Brendan Shanahan, *Sergei Brylin, Peter Zedel, Scott Pellerin, David Emma, Jeff Christian, Bill Guerin, *Jamie Huscroft, Kevin Todd, Steve Rooney, Murray Brumwell, Al Stewart, Mel Bridgman, John Wensink.
- 19... Travis Zajac, Jason Ryznar, *Tuomas Pihlman, Barry Tallackson, Krzysztof Oliwa, Raymond

Giroux, Jim McKenzie, Denis Pederson, Bob Carpenter, Bernie Nicholls, *Claude Vilgrain, *Neil Brady, Jason Miller, Paul Ysebaert, Claude Loiselle, Rich Preston, Yvon Vautour.

- 20... Ryan Carter, Matt Taormina, Jay Pandolfo, Scott Pellerin, Danton Cole, Alexander Semak, Jon Morris, Peter Sundstrom, Anders Carlsson, Tim Higgins, Hector Marini.
- 21... Andrei Loktionov, *Mattias Tedenby, Tim Sestito, Peter Harrold, Tyler Eckford, Rob Niedermayer, Barry Tallackson, Brad Lukowich, *Pascal Rheaume, Aleksander Sugolobov, Andreas Salomonsson, Randy McKay, Jeff Madill, Jarrod Skalde, Walt Poddubny, Kevin Todd, George McPhee, Steve Richmond, Bob Hoffmeyer, Murray Brumwell.
- 22... Krys Barch, Eric Boulton, Alexander Urbom, *Matthew Corrente, Brad Mills, Pierre-Luc Letourneau-Leblond, Petr Vrana, Arron Asham, Rod Pelley, Dan LaCouture, Viktor Kozlov, Craig Darby, Mike Danton, Valeri Kamenski, Pierre Dagenais, Bob Corkum, Ed Ward, *Claude Lemieux, Scott Daniels, Peter Zedel, Patrik Elias, *Janne Ojanen, *Paul Ysebaert, Jon Morris, Doug Sulliman, Rob Palmer, Grant Mulvey.
- 23... David Clarkson, Scott Gomez, Dave Andreychuk, Bruce Driver, Mike Antonevich.
- 24... Bryce Salvador, Barry Tallackson, Olli Malmivaara, Richard Matvichuk, Turner Stevenson, Willie Mitchell, Lyle Odelein, Steve Sullivan, Patrik Elias, David Emma, Doug Brown, Greg Adams, Aaron Broten.
- 25... Tom Kostopoulos, *Cam Janssen, David Steckel, *Jason Arnott, Andrew Peters, *Pierre-Luc Letourneau-Leblond, Anssi Salmela, Jay Leach, David Hale, Joe Nieuwendyk, Valeri Zelepukin, Troy Crowder, Jim Thomson, Perry Anderson, Dave Lewis, Murray Brumwell, Jeff Larmer.
- 26... Patrik Elias, Krzysztof Oliwa, Jason Smith, Peter Stastny, Tommy Albelin, Al Stewart, Chris Cichocki, Andy Brickley, Rocky Trotter, Mike Kitchen.
- 27... Mike Mottau, David Clarkson, Barry Tallackson, Scott Niedermayer, Perry Anderson, Dave Marcynishyn, Randy Velischek, Kirk Muller, Larry Floyd, Dwight Foster.
- 28... Anton Volchenkov, Martin Skoula, Vladimir Zharkov, Tyler Eckford, Cory Murphy, Nicolas Havelid, Jay Leach, Anssi Salmela, Karel Rachunek, Brian Rafalski, Kevin Dean, Brian Sullivan, Claude Vilgrain, Jim Dowd, Myles O'Connor, Lee Norwood, Bob Sauve, Uli Hiemer, Gary McAdam, Mike Moher.
- 29... Mark Fayne, *Anssi Salmela, Olivier Magnan, Alexander Urbom, Johnny Oduya, Grant Marshall, Joel Bouchard, Josef Boumedienne, Krzysztof Oliwa, Shawn Chambers, Martin Brodeur, Peter Stastny, Reijo Ruotsalainen, Janne Ojanen, Corey Foster, Troy Crowder, Chris Cichocki, Jan Ludvig.
- 30... Martin Brodeur, Chad Erickson, Roland Melanson, Chris Terrier, Alain Chevrier, Ron Low.
- 31... Jeff Frazee, *Chris Terrier, Peter Sidorkiewicz, Craig Billington, Shawn MacKenzie.
- 32... Eric Gelinas, Matt Taormina, Nick Palmieri, Matthew Corrente, Rob Skrlac, Sasha Lakovic, Steve Thomas, *Pat Conacher, Jon Morris, Kirk McLean, Bruce Driver, Glenn Merkosky.
- 33... *Alexander Urbom, Jay Leach, Reid Simpson, Zdeno Ciger, Tim Lenardon, Murray Brumwell, Hannu Kampuri, Lindsay Middlebrook.
- 34... Mark Fayne, John Vanbiesbrouck, Bryan Muir, Janne Ojanen, Jim Dowd, Jarrod Skalde, Dan Dorion, Karl Friesen, Kirk McLean, Sam St. Laurent, Gary McAdam.
- 35... Keith Kinkaid, Yann Danis, Scott Clemmensen, *Corey Schwab, Richard Shulmister, Jeff Reese, Chris Terrier, Sam St. Laurent.
- 40... Mike McKenna, Scott Clemmensen, Mitch Wilson.
- 44... Stephane Richer.
- 88... Rocky Trotter, Garry Howatt.
- 89... Alexander Mogilny.
- 93... Doug Gilmour.

* Denotes wore number twice.

Bold denotes retired number.

4 • SCOTT STEVENS

Sweater retired February 3, 2006.

YEAR	TEAM	LEAGUE	REGULAR SEASON					PLAYOFFS				
			GP	G	A	PTS	PIM	GP	G	A	PTS	PIM
1991-92	DEVILS	NHL	68	17	42	59	124	7	2	1	3	29
1992-93	DEVILS	NHL	81	12	45	57	120	5	2	2	4	10
1993-94	DEVILS	NHL	83	18	60	78	112	20	2	9	11	42
1994-95	DEVILS	NHL	48	2	20	22	56	20	1	7	8	24
1995-96	DEVILS	NHL	82	5	23	28	100	-	-	-	-	-
1996-97	DEVILS	NHL	79	5	19	24	70	10	0	4	4	2
1997-98	DEVILS	NHL	80	4	22	26	80	6	1	0	1	8
1998-99	DEVILS	NHL	75	5	22	27	64	7	2	1	3	10
1999-00	DEVILS	NHL	78	8	21	29	103	23	3	8	11	6
2000-01	DEVILS	NHL	81	9	22	31	71	25	1	7	8	37
2001-02	DEVILS	NHL	82	1	16	17	44	6	0	0	0	4
2002-03	DEVILS	NHL	81	4	16	20	41	24	3	6	9	14
2003-04	DEVILS	NHL	38	3	9	12	22	-	-	-	-	-
DEVILS TOTALS			956	93	337	430	1007	153	17	45	62	186
NHL TOTALS			1635	196	712	908	2785	233	26	92	118	402

NHL All-Rookie Team (1983) • NHL First All-Star Team (1988, 1994) • NHL Second All-Star Team (1992, 1997, 2001) • Won Alka-Seltzer Plus Award (1983) • Played in NHL All-Star Game (1985, 1989, 1991 to 1994, 1996 to 2001, 2003) • Won Conn Smythe Trophy (MVP in Stanley Cup Playoffs) (2000) • Inducted into Hockey Hall of Fame (2007)

Signed as a free agent by St. Louis, July 12, 1990. Acquired by DEVILS from St. Louis as compensation for Brendan Shanahan, September 3, 1991.

3 • KEN DANAYKO

Sweater retired March 24, 2006.

YEAR	TEAM	LEAGUE	REGULAR SEASON					PLAYOFFS				
			GP	G	A	PTS	PIM	GP	G	A	PTS	PIM
1983-84	DEVILS	NHL	11	1	4	5	17	-	-	-	-	-
1984-85	DEVILS	NHL	1	0	0	0	10	-	-	-	-	-
1985-86	DEVILS	NHL	44	0	10	10	100	-	-	-	-	-
1986-87	DEVILS	NHL	79	2	12	14	183	-	-	-	-	-
1987-88	DEVILS	NHL	80	5	7	12	239	20	1	6	7	83
1988-89	DEVILS	NHL	80	5	5	10	283	-	-	-	-	-
1989-90	DEVILS	NHL	74	6	15	21	219	6	2	0	2	21
1990-91	DEVILS	NHL	80	4	16	20	249	7	0	1	1	10
1991-92	DEVILS	NHL	80	1	7	8	170	7	0	3	3	16
1992-93	DEVILS	NHL	84	2	11	13	236	5	0	0	0	8
1993-94	DEVILS	NHL	78	1	9	10	176	20	0	1	1	45
1994-95	DEVILS	NHL	25	1	2	3	54	20	1	0	1	22
1995-96	DEVILS	NHL	80	2	4	6	115	-	-	-	-	-
1996-97	DEVILS	NHL	77	2	7	9	70	10	0	0	0	28
1997-98	DEVILS	NHL	37	0	1	1	57	6	0	1	1	10
1998-99	DEVILS	NHL	82	2	9	11	63	7	0	0	0	8
1999-00	DEVILS	NHL	78	0	6	6	98	23	1	2	3	14
2000-01	DEVILS	NHL	77	0	4	4	87	25	0	3	3	21
2001-02	DEVILS	NHL	67	0	6	6	60	6	0	0	0	8
2002-03	DEVILS	NHL	69	2	7	9	33	13	0	0	0	2
DEVILS TOTALS			1283	36	142	178	2519	175	5	17	22	296
NHL TOTALS			1283	36	142	178	2519	175	5	17	22	296

Won Bill Masterton Trophy (Perseverance, Sportsmanship and Dedication to Hockey) (2000)

27 • SCOTT NIEDERMAYER

Sweater retired December 16, 2011.

YEAR	TEAM	LEAGUE	REGULAR SEASON					PLAYOFFS				
			GP	G	A	PTS	PIM	GP	G	A	PTS	PIM
1991-92	DEVILS	NHL	4	0	1	1	2	-	-	-	-	-
1992-93	DEVILS	NHL	80	11	29	40	47	5	0	3	3	2
1993-94	DEVILS	NHL	81	10	36	46	42	20	2	2	4	8
1994-95	DEVILS	NHL	48	4	15	19	18	20	4	7	11	10
1995-96	DEVILS	NHL	79	8	25	33	46	-	-	-	-	-
1996-97	DEVILS	NHL	81	5	30	35	64	10	2	4	6	6
1997-98	DEVILS	NHL	81	14	43	57	27	6	0	2	2	4
1998-99	DEVILS	NHL	72	11	35	46	26	7	1	3	4	18
1999-00	DEVILS	NHL	71	7	31	38	48	22	5	2	7	10
2000-01	DEVILS	NHL	57	6	29	35	22	21	0	6	6	14
2001-02	DEVILS	NHL	76	11	22	33	30	6	0	2	2	6
2002-03	DEVILS	NHL	81	11	28	39	62	24	2	16	18	16
2003-04	DEVILS	NHL	81	14	40	54	44	5	1	0	1	6
DEVILS TOTALS			892	112	364	476	478	146	17	47	64	100
NHL TOTALS			1263	172	568	740	784	202	25	73	98	155

WHL West First All-Star Team (1991, 1992) • CHL Scholastic Player of the Year (1991) • Played in WHL All-Star Game (1991) • WJC-A All-Star Team (1992) • CHL First All-Star Team (1992) • Won Stafford Smyke Memorial Trophy (Memorial Cup Tournament MVP) (1992) • Memorial Cup All-Star Team (1992) • NHL Upper Deck All-Rookie Team (1993) • NHL Second All-Star Team (1998) • Played in NHL All-Star Game (1998, 2001, 2004, 2008, 2009) • Won James Norris Memorial Trophy (Top NHL Defenseman) (2004) • NHL First All-Star Team (2004, 2006, 2007) • Won Conn Smythe Trophy (MVP in Stanley Cup Playoffs) (2007)

Signed as a free agent by Anaheim, August 4, 2005.

Stanley Cup

1994-95	New Jersey Devils
1999-00	New Jersey Devils
2002-03	New Jersey Devils

Prince of Wales Trophy

1994-95	New Jersey Devils
1999-00	New Jersey Devils
2000-01	New Jersey Devils
2002-03	New Jersey Devils
2011-12	New Jersey Devils

Atlantic Division Championship

1996-97	New Jersey Devils
1997-98	New Jersey Devils
1998-99	New Jersey Devils
2000-01	New Jersey Devils
2002-03	New Jersey Devils
2005-06	New Jersey Devils
2006-07	New Jersey Devils
2008-09	New Jersey Devils
2009-10	New Jersey Devils

William M. Jennings Trophy

1996-97	Brodeur, Dunham
1997-98	Martin Brodeur
2002-03	Martin Brodeur
2003-04	Martin Brodeur
2009-10	Martin Brodeur

Conn Smythe Trophy

1994-95	Claude Lemieux
1999-00	Scott Stevens

Calder Memorial Trophy

1993-94	Martin Brodeur
1999-00	Scott Gomez

Bill Masterton Memorial Trophy

1999-00	Ken Daneyko
---------	-------------

Frank J. Selke Trophy

2000-01	John Madden
---------	-------------

James Norris Memorial Trophy

2003-04	Scott Niedermayer
---------	-------------------

Georges Vezina Trophy

2002-03	Martin Brodeur
2003-04	Martin Brodeur
2006-07	Martin Brodeur
2007-08	Martin Brodeur

Jack Adams Award

1993-94	Jacques Lemaire
---------	-----------------

NHL/Alka-Seltzer Plus Award

1993-94	Scott Stevens
2000-01	Patrik Elias

NHL First All-Star Team

1993-94 (D)	Scott Stevens
2000-01 (LV)	Patrik Elias
2002-03 (G)	Martin Brodeur
2003-04 (G)	Martin Brodeur
2003-04 (D)	Scott Niedermayer
2006-07 (G)	Martin Brodeur
2011-12 (LV)	Ilya Kovalchuk

NHL Second All-Star Team

1991-92 (D)	Scott Stevens
1996-97 (D)	Scott Stevens
1996-97 (G)	Martin Brodeur
1997-98 (G)	Martin Brodeur
1997-98 (D)	Scott Niedermayer
2000-01 (D)	Scott Stevens
2005-06 (G)	Martin Brodeur
2007-08 (G)	Martin Brodeur
2008-09 (LV)	Zach Parise

NHL All-Rookie Team

1990-91 (D)	Eric Weinrich
1991-92 (D)	Kevin Todd
1992-93 (D)	Scott Niedermayer
1993-94 (G)	Martin Brodeur
1995-96 (C)	Petr Sykora
1997-98 (LV)	Patrik Elias
1999-00 (C)	Scott Gomez
1999-00 (D)	Brian Rafalski
2000-01 (D)	Colin White
2011-12 (F)	Adam Henrique

NHL Player of the Month

10/87	Alain Chevrier
11/97	Martin Brodeur

NHL First Star of the Month

1/09	Jamie Langenbrunner
------	---------------------

NHL Third Star of the Month

2/07	Martin Brodeur
2/11	Johan Hedberg

NHL Offensive Player of the Month

3/04	Scott Gomez
------	-------------

NHL Defensive Player of the Month

1/06	Martin Brodeur
------	----------------

NHL Rookie of the Month

3/88	Sean Burke
1/92	Valeri Zelepukin
1/94	Martin Brodeur
3/94	Martin Brodeur
12/95	Petr Sykora
12/98	Vadim Sharifjanov
11/99	Scott Gomez
2/00	Brian Rafalski
12/11	Adam Henrique

NHL Player of the Week

3/3-9/86	Kirk Muller
3/24-30/86	Sam St. Laurent
10/27-11/2/86	Aaron Broten
1/25-31/88	Bob Sauve
3/28-4/3/88	Sean Burke
12/5-11/88	John MacLean
3/27-4/2/89	Kirk Muller
12/11-17/89	Patrik Sundstrom
3/26-4/1/90	Vacheslav Fetisov
11/26-12/2/90	John MacLean
10/21-27/92	Chris Terrier
11/18-24/92	Claude Lemieux
12/30/91-1/5/92	Valeri Zelepukin
4/3-9/95	Martin Brodeur
2/10-16/97	Martin Brodeur
10/27-11/2/97	Patrik Elias
2/2-7/98	Martin Brodeur
1/3-9/00	Martin Brodeur
2/26-3/4/01	Patrik Elias
10/15-21/01	Patrik Elias
3/25-31/02	Martin Brodeur
1/13-19/03	Martin Brodeur

NHL Offensive Player of the Week

3/1-28/04	Patrik Elias
4/3-9/06	Scott Gomez

NHL First Star of the Week

12/4-10/06	Martin Brodeur
1/26-21/09	Jamie Langenbrunner
2/9-15/09	Zach Parise
2/23-3/1/09	Martin Brodeur
3/8-15/09	Martin Brodeur
12/28/09-1/3/10	Jamie Langenbrunner

NHL Second Star of the Week

1/29-2/4/07	Jamie Langenbrunner
3/3-9/08	Martin Brodeur
11/23-29/09	Martin Brodeur
2/14-20/11	Johan Hedberg
1/30-2/5/12	Ilya Kovalchuk
3/5-11/12	Ilya Kovalchuk

NHL Third Star of the Week

2/18-24/08	Martin Brodeur
12/15-21/08	Patrik Elias
3/22-28/10	Ilya Kovalchuk
1/17-23/11	Martin Brodeur
2/4-10/13	Martin Brodeur

NHL YoungStars Game MVP

2006-07	Zach Parise
---------	-------------

Sharp Electronics Three-Star

1982-83	Glenn Resch
1983-84	Mel Bridgman
1984-85	Doug Sulliman
1985-86	Greg Adams
1986-87	Alain Chevrier
1987-88	Pat Verbeek
1988-89	Sean Burke
1989-90	John MacLean
1990-91	Chris Terrier
1991-92	Stephane Richer
1992-93	Alexander Semak
1993-94	Martin Brodeur
1994-95	Stephane Richer
1995-96	Martin Brodeur
1996-97	Martin Brodeur
1997-98	Martin Brodeur
1998-99	Petr Sykora
1999-00	Martin Brodeur
2000-01	Patrik Elias
2001-02	Patrik Elias
2002-03	Martin Brodeur
2003-04	Patrik Elias
2005-06	Brian Gionta
2006-07	Martin Brodeur
2007-08	Martin Brodeur
2008-09	Zach Parise
2009-10	Martin Brodeur
2010-11	Ilya Kovalchuk
2011-12	Ilya Kovalchuk
2012-13	Martin Brodeur

Hugh Delano Unsung Hero

1982-83	Mike Kitchen
1983-84	Ron Low
1984-85	Dave Lewis

Hugh Delano Unsung Hero (cont.)

1985-86	Rich Preston
1986-87	Ken Daneyko
1987-88	Doug Brown
1988-89	Randy Velischek
1989-90	David Maley
1990-91	Bruce Driver
1991-92	Randy McKay
1992-93	Craig Billington
1993-94	Valeri Zelepukin
1994-95	Tommy Albain
1995-96	Shawn Chambers
1996-97	Denis Pederson
1997-98	Denis Pederson
1998-99	Jay Pandolfo
1999-00	John Madden
2000-01	Sergei Brylin
2001-02	Sergei Brylin
2002-03	Jay Pandolfo
2003-04	Brian Gionta
2005-06	Jay Pandolfo
2006-07	Jay Pandolfo
2007-08	Jay Pandolfo
2008-09	Scott Clemmensen
2009-10	Andy Greene
2010-11	Travis Zajac
2011-12	Bryce Salvador
2012-13	No Award

Devils' Players' Player

1984-85	Rich Preston
1985-86	Rich Preston
1986-87	Doug Sulliman
1987-88	Kirk Muller
1988-89	Patrik Sundstrom
1989-90	John MacLean
1990-91	Chris Terrier
1991-92	Scott Stevens
1992-93	Scott Stevens
1993-94	Scott Stevens
1994-95	Chris Terrier
1995-96	Steve Thomas
1996-97	Dave Andreychuk
1997-98	Doug Gilmour
1998-99	Sergei Brylin
1999-00	Randy McKay
2000-01	Randy McKay
2001-02	Jim McKenzie
2002-03	Joe Nieuwendyk
2003-04	Turner Stevenson
2005-06	Jay Pandolfo
2006-07	Jay Pandolfo
2007-08	Jay Pandolfo
2008-09	Jamie Langenbrunner
2009-10	Mike Mottau
2010-11	Johan Hedberg
2011-12	Johan Hedberg
2012-13	No Award

Dr. John J. McMullen Service**to New Jersey Hockey**

1983-84	Les Dodson
1984-85	Jim Measday
1985-86	Glenn Resch
1986-87	Butch Fortunato
1987-88	Paul McNis
1988-89	Max McNab
1989-90	Ken Gesner
1990-91	Dick Trimble
1991-92	Dr. John J. McMullen
1992-93	No Award
1993-94	Harvey Cohen
1994-95	Bob Auernemma
1995-96	John Warchol
1996-97	Mike Nardello
1997-98	Vin Godleski
1998-99	Joan, Tony Mariconda
1999-00	Lou Lamoriello
2000-01	Mike Reynolds
2001-02	Nancy Hughes
2002-03	Jim Hunt
2003-04	Donna Guariglia
2004-05	Rev. Michael Kelly
2005-06	Tom Brake
2006-07	Debbie, Jeff Vanderbeek
2007-08	Mike Morreale
2008-09	Bill Fox
2009-10	Bruce Driver
2010-11	Roberto Sullo
2011-12	Glenn Hefferan
2012-13	No Award

Most Valuable Devil

1984-85	Kirk Muller
1985-86	Greg Adams
1986-87	Kirk Muller

Most Valuable Devil (cont.)

1987-88	Kirk Muller
1988-89	Patrik Sundstrom
1989-90	John MacLean
1990-91	Chris Terrier
1991-92	Claude Lemieux
1992-93	Alexander Semak
1993-94	Scott Stevens
1994-95	Stephane Richer
1995-96	Martin Brodeur
1996-97	Martin Brodeur
1997-98	Martin Brodeur
1998-99	Martin Brodeur
1999-00	Martin Brodeur
2000-01	Brodeur, Elias
2001-02	Martin Brodeur
2002-03	Martin Brodeur
2003-04	Scott Niedermayer
2005-06	Brian Gionta
2006-07	Martin Brodeur
2007-08	Martin Brodeur
2008-09	Zach Parise
2009-10	Zach Parise
2010-11	Patrik Elias
2011-12	Zach Parise
2012-13	No Award

Fan Club Player of the Year

1982-83	Glenn Resch
1983-84	Mel Bridgman
1984-85	Kirk Muller
1985-86	Greg Adams
1986-87	Doug Sulliman
1987-88	Pat Verbeek
1988-89	John MacLean
1989-90	John MacLean
1990-91	John MacLean
1991-92	Alexander Semak
1992-93	Alexander Semak
1993-94	Martin Brodeur
1994-95	Stephane Richer
1995-96	Martin Brodeur
1996-97	Martin Brodeur
1997-98	Martin Brodeur
1998-99	Petr Sykora
1999-00	Patrik Elias
2000-01	Alexander Mogilny
2001-02	Patrik Elias
2002-03	Martin Brodeur
2003-04	Patrik Elias
2005-06	Brian Gionta
2006-07	Martin Brodeur
2007-08	Martin Brodeur
2008-09	Zach Parise
2009-10	Zach Parise
2010-11	Ilya Kovalchuk
2011-12	Ilya Kovalchuk
2012-13	Patrik Elias

Fan Club Rookie of the Year

1982-83	Jeff Larmer
1983-84	Pat Verbeek
1984-85	Kirk Muller
1985-86	Craig Wolanin
1986-87	Gord Mark
1987-88	Doug Brown
1988-89	Sean Burke
1989-90	Janne Ojanen
1990-91	Eric Weinrich
1991-92	Kevin Todd
1992-93	Scott Niedermayer
1993-94	Martin Brodeur
1994-95	Brian Rolston
1995-96	Petr Sykora
1996-97	Denis Pederson
1997-98	Patrik Elias
1998-99	Brendan Morrison
1999-00	Scott Gomez
2000-01	Colin White
2001-02	Brian Gionta
2002-03	Mike Rupp
2003-04	Paul Martin
2005-06	Zach Parise
2006-07	Travis Zajac
2007-08	David Clarkson
2008-09	Petr Vrana
2009-10	Mark Fraser
2010-11	Mattias Tedenby
2011-12	Adam Henrique
2012-13	Alexander Urbom

Fan Club Player of the Month

1/13	David Clarkson
2/13	Patrik Elias
3/13	Patrik Elias
4/13	Patrik Elias

(17-49-14, 48 pts., 5th Place, Patrick Division)

SCORING

Player	GP	G	A	PTS	PIM	+/-	PP	GW	Player	GP	G	A	PTS	PIM	+/-	PP	GW
Aaron Broten	73	16	39	55	28	20-	5	1	Rob Palmer	60	1	10	11	21	6-	0	0
Don Lever	79	23	30	53	68	35-	9	0	Dave Cameron	35	5	4	9	50	8-	1	0
Bob MacMillan	71	19	29	48	8	35-	6	3	John Wensink	42	2	7	9	135	8-	1	0
Tapio Levo	73	7	40	47	22	41-	5	0	Carol Vadnais	51	2	7	9	64	32-	1	0
Jeff Larmer	65	21	24	45	21	6-	5	0	Merlin Malinowski	5	3	2	5	0	1	1	1
Hector Marini	77	27	48	45	105	14-	5	3	Pat Verbeek	6	3	2	5	8	2-	0	0
Steve Tambellini	73	25	18	43	14	27-	6	4	Dave Hutchison	32	1	4	5	102	20-	0	0
Brent Ashton	76	14	19	33	47	23-	4	1	Garry Howatt	38	1	4	5	114	29-	0	0
Rick Meagher	57	15	14	29	11	21-	7	1	Jukka Porvari	8	1	3	4	4	1-	0	0
Paul Gagne	53	14	15	29	13	2-	4	3	Glenn Resch	65	0	3	3	6	-	0	0
Murray Brumwell	59	5	14	19	34	20-	1	0	Larry Floyd	5	1	0	1	2	4-	0	0
Jan Ludvig	51	7	10	17	30	27-	2	0	Joe Cirella	2	0	1	1	4	2-	0	0
Joel Quenneville	74	5	12	17	46	13-	0	0	Mike Moher	9	0	1	1	28	3-	0	0
Mike Antonovich	30	7	7	14	11	7-	2	0	Ron Low	11	0	1	1	0	-	0	0
Glenn Merkosky	34	4	10	14	20	10-	1	0	Randy Pierce	3	0	0	0	0	E	0	0
Bob Lorimer	66	3	10	13	42	20-	0	0	Dwight Foster	4	0	0	0	2	1-	0	0
Mike Kitchen	77	4	8	12	52	25-	0	0	Shawn MacKenzie	6	0	0	0	0	-	0	0
Yvon Vautour	52	4	7	11	136	19-	0	0	Lindsay Middlebrook	9	0	0	0	2	-	0	0

GOALTENDERS

	GP	MIN	GA	EN	SO	AVG	W	L	T	SA	SAV%
Glenn Resch	65	3650	242	2	0	3.98	15	35	12	1928	87.4
Ron Low	11	608	41	1	0	4.05	2	7	1	345	88.1
Lindsay Middlebrook	9	412	37	0	0	5.39	0	6	1	211	82.5
Shawn MacKenzie	6	130	15	0	0	6.92	0	1	0	71	78.9

RESULTS

GM#	Date	Opponent	Score	GF-GA	Record	GM#	Date	Opponent	Score	GF-GA	Record
1	10/5	Pittsburgh	3-3	3-3	0-0-1	41	1/5	Toronto	4-4	113-178	8-25-8
2	10/8	NY Rangers	3-2	6-5	1-0-1	42	1/7	Boston	2-2	115-180	8-25-9
3	10/9	@Toronto	5-5	11-10	1-0-2	43	1/9	@NY Rangers	3-4	118-184	8-26-9
4	10/12	Boston	2-2	13-12	1-0-3	44	1/10	Quebec	6-2	124-186	9-26-9
5	10/14	Montreal	3-5	16-17	1-1-3	45	1/13	NY Islanders	2-5	126-191	9-27-9
6	10/16	@Pittsburgh	6-5	22-22	2-1-3	46	1/15	@Hartford	1-2	127-193	9-28-9
7	10/18	Philadelphia	3-1	25-23	3-1-3	47	1/16	Los Angeles	5-3	132-196	10-28-9
8	10/20	@Los Angeles	4-7	29-30	3-2-3	48	1/16	@Pittsburgh	1-1	133-197	10-28-10
9	10/22	@Winnipeg	1-3	30-33	3-3-3	49	1/20	St. Louis	3-3	136-200	10-28-11
10	10/26	Minnesota	3-5	33-38	3-4-3	50	1/23	@Washington	1-3	137-203	10-29-11
11	10/28	NY Islanders	2-4	35-42	3-5-3	51	1/25	@Philadelphia	1-5	138-208	10-30-11
12	10/30	@NY Islanders	5-8	40-50	3-6-3	52	1/29	@Quebec	4-6	142-214	10-31-11
13	11/1	Calgary	3-6	43-56	3-7-3	53	1/31	Pittsburgh	3-2	145-216	11-31-11
14	11/2	@Montreal	4-5	47-61	3-8-3	54	2/3	NY Islanders	2-7	147-223	11-32-11
15	11/4	Pittsburgh	4-4	51-65	3-8-4	55	2/5	@Washington	4-5	151-228	11-33-11
16	11/6	@Detroit	1-1	52-66	3-8-5	56	2/6	Vancouver	4-4	155-232	11-33-12
17	11/8	Washington	2-2	54-68	3-8-6	57	2/9	@Chicago	4-5	159-237	11-34-12
18	11/10	@Washington	0-3	54-71	3-9-6	58	2/12	@St. Louis	1-5	160-242	11-35-12
19	11/11	Edmonton	1-5	55-76	3-10-6	59	2/15	Minnesota	2-3	162-245	11-36-12
20	11/13	@Quebec	2-7	57-83	3-11-6	60	2/20	@Philadelphia	0-3	162-248	11-37-12
21	11/16	@St. Louis	2-7	59-90	3-12-6	61	2/21	Buffalo	4-4	166-252	11-37-13
22	11/17	@Chicago	3-5	62-95	3-13-6	62	2/24	Detroit	4-1	170-253	12-37-13
23	11/20	@Minnesota	1-5	63-100	3-14-6	63	2/26	@Pittsburgh	4-5	174-258	12-38-13
24	11/24	@Los Angeles	0-3	63-103	3-15-6	64	2/27	@Buffalo	2-6	176-264	12-39-13
25	11/26	@Vancouver	4-4	67-107	3-15-7	65	3/1	Edmonton	3-4	179-268	12-40-13
26	11/27	@Calgary	4-3	71-110	4-15-7	66	3/3	Philadelphia	1-4	180-272	12-41-13
27	11/29	Chicago	1-3	72-113	4-16-7	67	3/5	@NY Islanders	1-5	181-277	12-42-13
28	12/1	Toronto	7-3	79-116	5-16-7	68	3/6	@NY Rangers	6-4	187-281	13-42-13
29	12/3	Hartford	5-4	84-120	6-16-7	69	3/8	Washington	4-5	191-286	13-43-13
30	12/4	@Detroit	2-6	86-126	6-17-7	70	3/10	Hartford	0-3	191-289	13-44-13
31	12/6	Winnipeg	4-5	89-131	6-18-7	71	3/12	@Montreal	7-3	198-292	14-44-13
32	12/9	Washington	3-6	93-137	6-19-7	72	3/14	Calgary	0-7	198-299	14-45-13
33	12/11	@NY Islanders	1-7	94-144	6-20-7	73	3/17	NY Islanders	5-9	203-308	14-46-13
34	12/12	@NY Rangers	0-4	94-148	6-21-7	74	3/21	NY Rangers	4-2	207-310	15-46-13
35	12/17	@Edmonton	4-10	98-158	6-22-7	75	3/24	@Washington	3-5	210-315	15-47-13
36	12/19	@Winnipeg	3-2	101-160	7-22-7	76	3/25	Philadelphia	6-5	216-320	16-47-13
37	12/22	Philadelphia	1-3	102-163	7-23-7	77	3/27	@Philadelphia	1-4	217-324	16-48-13
38	12/26	@Boston	2-5	104-168	7-24-7	78	3/31	Buffalo	5-8	222-332	16-49-13
39	12/30	NY Rangers	2-5	106-173	7-25-7	79	4/1	@NY Rangers	3-3	225-335	16-49-14
40	1/2	Vancouver	3-1	109-174	8-25-7	80	4/3	@Pittsburgh	5-3	230-338	17-49-14

(17-56-7, 41 pts., 5th Place, Patrick Division)

SCORING

Player	GP	G	A	PTS	PIM	+/-	PP	GW	Player	GP	G	A	PTS	PIM	+/-	PP	GW
Mel Bridgman	79	23	38	61	121	27-	9	0	Dave Lewis	66	2	5	7	63	19-	0	0
Jan Ludvig	74	22	32	54	70	18-	7	2	Ken Daneyko	11	1	4	5	17	1-	0	0
Pat Verbeek	79	20	27	47	158	19-	5	2	Mike Kitchen	43	1	4	5	24	15-	0	0
Joe Cirella	79	11	33	44	137	43-	6	0	Rob Palmer	38	0	5	5	10	10-	0	0
Bob MacMillan	71	17	23	40	23	21-	2	2	Hector Marini	32	2	2	4	47	2-	0	0
Aaron Broten	80	13	23	36	36	28-	3	1	Larry Floyd	7	1	3	4	7	4-	0	0
Don Lever	70	14	19	33	44	21-	3	2	Rich Chernomaz	7	2	1	3	2	3-	0	0
Paul Gagne	66	14	18	32	33	22-	3	1	Grant Mulvey	12	1	2	3	19	5-	0	0
Phil Russell	76	9	22	31	96	27-	0	0	Kevin Maxwell	14	0	3	3	2	9-	0	0
Tim Higgins	37	18	10	28	27	4-	3	3	Rocky Trottier	5	1	1	2	0	1-	0	0
Rick Meagher	52	14	14	28	16	9-	2	2	Bruce Driver	4	0	2	2	0	2-	0	0
Dave Cameron	67	9	12	21	85	11-	2	0	Glenn Resch	51	0	2	2	12	-	0	0
Murray Brumwell	42	7	13	20	14	5-	5	0	Glen Merkosky	5	1	0	1	0	E	0	0
Jeff Larmer	40	6	13	19	8	17-	0	0	John MacLean	23	1	0	1	10	7-	0	0
Bob Hoffmeyer	58	4	12	16	61	20-	0	0	Alan Hepple	1	0	0	0	7	1-	0	0
Gary McAdam	38	9	6	15	15	7-	0	1	John Johansson	5	0	0	0	0	2-	0	0
Bob Lorimer	72	2	10	12	62	28-	1	0	Garry Howatt	6	0	0	0	14	1-	0	0
Mike Antonovich	38	3	5	8	16	15-	0	0	Ron Low	44	0	0	0	4	-	0	0
Yvon Vautour	42	3	4	7	78	18-	0	1									

GOALTENDERS

	GP	MIN	GA	EN	SO	AVG	W	L	T	SA	SAV%
Glenn Resch	51	2641	184	4	1	4.18	9	31	3	1426	.871
Ron Low	44	2218	161	1	0	4.36	8	25	4	1133	.858

RESULTS

GM#	Date	Opponent	Score	GF-GA	Record	GM#	Date	Opponent	Score	GF-GA	Record
1	10/5	@NY Rangers	2-6	2-6	0-1-0	41	1/7	@Pittsburgh	7-4	118-185	9-30-2
2	10/7	NY Rangers	1-3	3-9	0-2-0	42	1/10	@NY Islanders	2-4	120-189	9-31-2
3	10/8	@Detroit	6-3	9-12	1-2-0	43	1/12	Quebec	1-4	121-193	9-32-2
4	10/14	Quebec	4-6	13-18	1-3-0	44	1/14	@Montreal	3-1	124-194	10-32-2
5	10/16	Toronto	1-4	14-22	1-4-0	45	1/15	Edmonton	4-5	128-199	10-33-2
6	10/19	@Chicago	3-6	17-28	1-5-0	46	1/17	@Hartford	3-3*	131-202	10-33-3
7	10/21	@Vancouver	4-5	21-33	1-6-0	47	1/19	@Philadelphia	0-2	131-204	10-34-3
8	10/22	@Los Angeles	3-8	24-41	1-7-0	48	1/20	St. Louis	3-4*	134-208	10-35-3
9	10/26	Washington	0-2	24-43	1-8-0	49	1/25	@Calgary	2-2*	136-210	10-35-4
10	10/29	@NY Islanders	3-5	27-48	1-9-0	50	1/27	@Edmonton	3-3*	139-213	10-35-5
11	10/30	Pittsburgh	3-5	30-53	1-10-0	51	1/29	@Vancouver	2-3	141-216	10-36-5
12	11/2	@Hartford	4-5	34-58	1-11-0	52	2/2	Washington	0-2	141-218	10-37-5
13	11/4	NY Islanders	1-6	35-64	1-12-0	53	2/4	@Quebec	5-3	146-221	11-37-5
14	11/6	Chicago	6-3	41-67	2-12-0	54	2/5	Minnesota	1-3	147-224	11-38-5
15	11/8	NY Rangers	1-5	42-72	2-13-0	55	2/7	Montreal	2-5	149-229	11-39-5
16	11/9	@Toronto	1-2	43-74	2-14-0	56	2/9	@Buffalo	5-8	154-237	11-40-5
17	11/12	Calgary	3-4*	46-78	2-15-0	57	2/11	@Pittsburgh	2-3	156-240	11-41-5
18	11/15	@Minnesota	0-6	46-84	2-16-0	58	2/14	Los Angeles	6-4	162-244	12-41-5
19	11/17	@Calgary	4-5	50-89	2-17-0	59	2/16	Hartford	6-5*	168-249	12-41-5
20	11/19	@Edmonton	4-13	54-102	2-18-0	60	2/18	@Philadelphia	3-4	171-253	13-42-5
21	11/23	@Pittsburgh	1-4	55-106	2-19-0	61	2/19	NY Islanders	4-5*	175-258	13-43-5
22	11/26	@Boston	2-6	57-112	2-20-0	62	2/22	Winnipeg	5-8	180-266	13-44-5
23	11/29	Chicago	3-2	60-114	3-20-0	63	2/25	@NY Islanders	1-7	181-273	13-45-5
24	12/1	@Washington	4-8	64-122	3-21-0	64	2/28	NY Rangers	3-3*	184-276	13-45-6
25	12/2	Washington	2-2*	66-124	3-21-1	65	3/2	Vancouver	4-2	188-278	14-45-6
26	12/4	Detroit	6-0	72-124	4-21-1	66	3/4	Los Angeles	5-3	193-281	15-45-6
27	12/7	Winnipeg	6-3	78-127	5-21-1	67	3/6	Pittsburgh	6-5	199-286	16-45-6
28	12/10	Philadelphia	2-8	80-135	5-22-1	68	3/7	@Toronto	4-8	203-294	16-46-6
29	12/12	@NY Rangers	7-3	87-138	6-22-1	69	3/10	@St. Louis	5-6*	208-300	16-47-6
30	12/14	@Buffalo	3-3*	90-141	6-22-2	70	3/13	NY Islanders	1-5	209-305	16-48-6
31	12/16	@Winnipeg	1-4	91-145	6-23-2	71	3/14	@Washington	3-3*	212-308	16-48-7
32	12/17	@Minnesota	2-0	93-145	7-23-2	72	3/17	@Boston	5-3	217-311	17-48-7
33	12/20	Montreal	0-6	93-151	7-24-2	73	3/19	Philadelphia	3-4	220-315	17-49-7
34	12/22	@Philadelphia	0-5	93-156	7-25-2	74	3/20	@NY Islanders	2-5	222-320	17-50-7
35	12/23	Pittsburgh	5-6*	98-162	7-26-2	75	3/22	NY Rangers	3-5	225-325	17-51-7
36	12/27	St. Louis	4-5*	102-167	7-27-2	76	3/24	Buffalo	0-6	225-331	17-52-7
37	12/29	Detroit	1-6	103-173	7-28-2	77	3/25	@Philadelphia	1-4	226-335	17-53-7
38	12/31	Washington	2-3	105-176	7-29-2	78	3/28	@Washington	2-6	228-341	17-54-7
39	1/4	@NY Rangers	3-4*	108-180	7-30-2	79	3/30	Philadelphia	2-6	230-347	17-55-7
40	1/6	Pittsburgh	3-1	111-181	8-30-2	80	4/1	Boston	1-3	231-350	17-56-7

(22-48-10, 54 pts., 5th Place, Patrick Division)

SCORING

Player	GP	G	A	PTS	PIM	+/-	PP	GW	Player	GP	G	A	PTS	PIM	+/-	PP	GW
Mel Bridgman	80	22	39	61	105	16-	5	3	Greg Adams	36	12	9	21	14	14-	5	0
Aaron Broten	80	22	35	57	38	18-	10	2	Phil Russell	66	4	16	20	110	14-	0	0
Dave Pichette	71	17	40	57	41	21-	8	2	Don Lever	67	10	8	18	31	29-	0	1
Kirk Muller	80	17	37	54	69	31-	9	0	Dave Lewis	74	3	9	12	78	30-	0	2
Tim Higgins	71	19	29	48	30	10-	5	2	Bob Lorimer	46	2	7	9	35	6	0	0
Paul Gagne	79	24	19	43	28	11-	3	1	Rocky Trottier	33	5	3	8	2	3-	0	0
Doug Sullivan	57	22	16	38	4	11-	6	1	Bob Hoffmeyer	37	1	5	6	65	15-	0	0
Pat Verbeek	78	15	18	33	162	24-	5	1	Gary McAdam	4	1	1	2	0	E	0	0
John MacLean	61	13	20	33	44	12-	1	4	Rich Chernomaz	3	0	2	2	2	2	0	0
Bruce Driver	67	9	23	32	36	22-	3	0	Mitch Wilson	9	0	2	2	21	1	0	0
Jan Ludvig	74	12	19	31	53	19-	3	1	Hannu Kamppuri	13	0	1	1	2	-	0	0
Rick Meagher	71	11	20	31	22	13-	1	1	Ken Daneyko	1	0	0	0	10	1-	0	0
Uli Hiemer	53	5	24	29	70	13-	3	0	Alan Hepple	1	0	0	0	0	2-	0	0
Rich Preston	75	12	15	27	26	24-	1	1	Ron Low	26	0	0	0	21	-	0	0
Joe Cirella	66	6	18	24	141	44-	2	0	Glenn Resch	51	0	0	0	6	-	0	0

GOALTENDERS

	GP	MIN	GA	EN	SO	AVG	W	L	T	SA	SAV%
Ron Low	26	1327	85	1	1	3.84	6	11	4	628	.864
Glenn Resch	51	2893	200	4	0	4.15	15	27	5	1413	.858
Hannu Kamppuri	13	635	54	2	0	5.10	1	10	1	351	.845

RESULTS

GM#	Date	Opponent	Score	GF-GA	Record	GM#	Date	Opponent	Score	GF-GA	Record
1	10/12	@NY Islanders	7-2	7-2	1-0-0	41	1/12	Washington	5-3	144-170	14-23-4
2	10/13	@Detroit	1-4	8-6	1-1-0	42	1/14	@NY Rangers	2-1	146-171	15-23-4
3	10/16	@NY Islanders	4-6	12-12	1-2-0	43	1/15	Boston	2-3	148-174	15-24-4
4	10/19	Toronto	4-1	16-13	2-2-0	44	1/18	NY Rangers	6-9	154-183	15-25-4
5	10/20	@St. Louis	3-8	19-21	2-3-0	45	1/19	@Montreal	4-4*	158-187	15-25-5
6	10/24	@Pittsburgh	5-2	24-23	3-3-0	46	1/23	@Calgary	3-6	161-193	15-26-5
7	10/25	NY Rangers	2-11	26-34	3-4-0	47	1/25	@Edmonton	2-4	163-197	15-27-5
8	10/27	Philadelphia	2-4	28-38	3-5-0	48	1/29	@Los Angeles	3-6	166-203	15-28-5
9	10/31	Pittsburgh	6-7	34-45	3-6-0	49	1/31	@Philadelphia	1-3	167-206	15-29-5
10	11/2	Minnesota	2-2*	36-47	3-6-1	50	2/1	NY Islanders	3-2	170-208	16-29-5
11	11/3	@Washington	4-6	40-53	3-7-1	51	2/3	Detroit	5-5*	175-213	16-29-6
12	11/8	Edmonton	2-3	42-56	3-8-1	52	2/7	Pittsburgh	6-3	181-216	17-29-6
13	11/10	@Washington	2-2*	44-58	3-8-2	53	2/9	@Quebec	2-2*	183-218	17-29-7
14	11/15	@Boston	3-5	47-63	3-9-2	54	2/14	Hartford	0-4	183-222	17-30-7
15	11/17	@Montreal	0-5	47-68	3-10-2	55	2/16	@Toronto	6-3	189-225	18-30-7
16	11/18	@NY Rangers	6-0	53-68	4-10-2	56	2/17	@Winnipeg	2-2*	191-227	18-30-8
17	11/21	@Los Angeles	1-8	54-76	4-11-2	57	2/19	@Vancouver	5-7	196-234	18-31-8
18	11/23	@Minnesota	4-5*	58-81	4-12-2	58	2/21	Los Angeles	3-5	199-239	18-32-8
19	11/24	@Pittsburgh	5-3	63-84	5-12-2	59	2/23	Calgary	1-5	200-244	18-33-8
20	11/27	Minnesota	3-2	66-86	6-12-2	60	2/26	Buffalo	3-4	203-248	18-34-8
21	11/29	@Philadelphia	2-1	68-87	7-12-2	61	2/27	@Chicago	3-6	206-254	18-35-8
22	12/1	Chicago	3-5	71-92	7-13-2	62	3/1	Hartford	1-4	207-258	18-36-8
23	12/4	@Washington	1-4	72-96	7-14-2	63	3/3	Philadelphia	5-2	212-260	19-36-8
24	12/7	Calgary	3-3*	75-99	7-14-3	64	3/5	@Washington	1-4	213-264	19-37-8
25	12/8	@Quebec	3-7	78-106	7-15-3	65	3/7	NY Islanders	4-4*	217-268	19-37-9
26	12/11	@NY Islanders	7-5	85-111	8-15-3	66	3/9	@Detroit	8-5	225-273	20-37-9
27	12/13	St. Louis	4-4*	89-115	8-15-4	67	3/10	@Winnipeg	1-7	226-280	20-38-9
28	12/15	Quebec	8-3	97-118	9-15-4	68	3/12	Winnipeg	3-6	229-286	20-39-9
29	12/17	Edmonton	5-2	102-120	10-15-4	69	3/14	Boston	4-7	233-293	20-40-9
30	12/19	@Pittsburgh	3-2	105-122	11-15-4	70	3/17	@NY Rangers	3-7	236-300	20-41-9
31	12/20	@Philadelphia	4-8	109-130	11-16-4	71	3/19	@Washington	1-4	237-304	20-42-9
32	12/22	NY Rangers	3-5	112-135	11-17-4	72	3/21	Vancouver	2-3	239-307	20-43-9
33	12/26	@Hartford	3-5	115-140	11-18-4	73	3/23	Philadelphia	3-5	242-312	20-44-9
34	12/27	Toronto	4-1	119-141	12-18-4	74	3/27	@Pittsburgh	3-4	245-316	20-45-9
35	12/29	Buffalo	1-2	120-143	12-19-4	75	3/28	Washington	3-2	248-318	21-45-9
36	12/31	@Buffalo	4-6	124-149	12-20-4	76	3/30	Pittsburgh	6-4	254-322	22-45-9
37	1/3	Vancouver	4-6	128-155	12-21-4	77	4/2	@St. Louis	4-8	258-330	22-46-9
38	1/5	Montreal	5-4	133-159	13-21-4	78	4/3	@Chicago	0-5	258-335	22-47-9
39	1/6	@NY Rangers	4-5*	137-164	13-22-4	79	4/6	@NY Islanders	5-5*	263-340	22-47-10
40	1/10	NY Islanders	2-3	139-167	13-23-4	80	4/7	Philadelphia	1-6	264-346	22-48-10

*Denotes overtime

(28-49-3, 59 pts., 6th Place, Patrick Division)

SCORING

Player	GP	G	A	PTS	PIM	+/-	PP	GW	Player	GP	G	A	PTS	PIM	+/-	PP	GW
Greg Adams	78	35	42	77	30	8-	10	2	Dave Lewis	69	0	15	15	81	E	0	0
Kirk Muller	77	25	41	66	45	19-	5	1	Jan Ludvig	42	5	9	14	63	16-	0	0
Mel Bridgman	78	23	40	63	80	4-	5	1	Ken Daneyko	44	0	10	10	100	1-	0	0
Mark Johnson	80	21	41	62	16	13-	6	3	Randy Velishechek	47	2	7	9	39	20-	0	0
John MacLean	74	21	36	57	112	3-	1	4	Phil Russell	30	2	3	5	51	17-	0	0
Pat Verbeek	76	25	28	53	79	24-	4	0	Bob Lorimer	46	2	2	4	52	13-	0	0
Doug Sullivan	73	21	22	43	20	10-	6	5	Don Dorian	3	1	1	2	0	1-	0	0
Peter McNab	71	19	24	43	14	11-	6	0	Dan Conacher	2	0	2	2	2	E	0	0
Aaron Broten	66	18	25	43	26	2	4	1	Don Dietrich	11	0	2	2	10	8-	0	0
Rich Preston	76	19	22	41	65	3	3	2	Alain Chevrier	37	0	2	2	0	-	0	0
Paul Gagne	47	19	19	38	14	15-	4	3	Craig Billington	18	0	1	1	0	-	0	0
Joe Cirella	66	6	23	29	147	12-	2	0	Murray Brumwell	1	0	0	0	0	1-	0	0
Tim Higgins	59	9	17	26	47	6	2	1	Alan Hepple	1	0	0	0	0	E	0	0
Uli Hiemer	50	8	16	24	61	1-	6	1	Kirk McLean	2	0	0	0	0	-	0	0
Dave Pichette	33	7	12	19	22	11-	4	1	Sam St. Laurent	4	0	0	0	0	-	0	0
Perry Anderson	51	7	12	19	91	7-	1	1	Al Stewart	4	0	0	0	21	1-	0	0
Bruce Driver	40	3	15	18	32	9	1	1	Glenn Resch	31	0	0	0	14	-	0	0
Craig Wolanin	44	2	16	18	74	7-	0	1									

GOALTENDERS

	GP	MIN	GA	EN	SO	AVG	W	L	T	SA	SAV%
Sam St. Laurent	4	188	13	0	1	4.15	2	1	0	111	.883
Glenn Resch	31	1769	126	4	0	4.27	10	20	0	885	.857
Alain Chevrier	37	1863	143	0	0	4.61	11	19	2	951	.850
Craig Billington	18	901	77	0	0	5.13	4	9	1	482	.840
Kirk McLean	2	111	11	0	0	5.95	1	0	0	59	.814

RESULTS

GM#	Date	Opponent	Score	GF-GA	Record	GM#	Date	Opponent	Score	GF-GA	Record
1	10/10	@Philadelphia	6-5	6-5	1-0-0	41	1/14	@Philadelphia	2-3	153-195	14-26-1
2	10/12	Washington	4-1	10-6	2-0-0	42	1/15	@Detroit	4-3*	157-198	15-26-1
3	10/13	@NY Rangers	3-2*	13-8	3-0-0	43	1/17	Washington	3-4	160-202	15-27-1
4	10/17	Hartford	3-4*	16-12	3-1-0	44	1/19	Buffalo	3-6	163-208	15-28-1
5	10/19	@St. Louis	3-4	19-16	3-2-0	45	1/21	@Vancouver	3-5	166-213	15-29-1
6	10/23	@NY Rangers	1-5	20-21	3-3-0	46	1/22	@Calgary	6-6*	172-219	15-29-2
7	10/24	Chicago	4-6	24-27	3-4-0	47	1/24	@Edmonton	6-7*	178-226	15-30-2
8	10/26	Los Angeles	5-2	29-29	4-4-0	48	1/27	@Minnesota	2-6	180-232	15-31-2
9	10/29	Boston	4-6	33-35	4-5-0	49	1/29	Pittsburgh	1-4	181-236	15-32-2
10	10/31	Detroit	2-2*	35-37	4-5-1	50	2/1	@Washington	4-5	185-241	15-33-2
11	11/2	NY Rangers	6-5*	41-42	5-5-1	51	2/2	NY Islanders	2-3*	187-244	15-34-2
12	11/6	Calgary	2-5	43-47	5-6-1	52	2/6	Edmonton	4-6	191-250	15-35-2
13	11/8	Pittsburgh	5-3	48-50	6-6-1	53	2/8	@Pittsburgh	0-4	191-254	15-36-2
14	11/9	@NY Islanders	2-3	50-53	6-7-1	54	2/9	@Hartford	6-3	197-257	16-36-2
15	11/15	@Winnipeg	3-5	53-58	6-8-1	55	2/13	Montreal	4-3	201-260	17-36-2
16	11/16	@Calgary	2-7	55-65	6-9-1	56	2/15	@NY Islanders	5-6	206-266	17-37-2
17	11/19	@Los Angeles	6-3	61-68	7-9-1	57	2/16	Pittsburgh	5-6*	211-271	17-37-3
18	11/22	@Vancouver	6-5	67-73	8-9-1	58	2/20	Quebec	4-3*	215-274	18-37-3
19	11/23	@Edmonton	2-3	69-76	8-10-1	59	2/22	Los Angeles	2-5	217-279	18-38-3
20	11/26	Winnipeg	4-3	73-79	9-10-1	60	2/26	NY Islanders	7-2	224-281	19-38-3
21	11/30	Washington	2-6	75-85	9-11-1	61	3/1	@Boston	3-8	227-289	19-39-3
22	12/1	@Boston	2-4	77-89	9-12-1	62	3/2	Winnipeg	6-4	233-293	20-39-3
23	12/4	@Toronto	7-10	84-99	9-13-1	63	3/4	@Washington	2-4	235-297	20-40-3
24	12/6	Vancouver	4-1	88-100	10-13-1	64	3/6	Detroit	7-2	242-299	21-40-3
25	12/7	@Pittsburgh	5-1	93-101	11-13-1	65	3/8	Philadelphia	7-3	249-302	22-40-3
26	12/9	@Minnesota	6-4	99-105	12-13-1	66	3/9	@Buffalo	3-4	252-306	22-41-3
27	12/11	NY Rangers	2-4	101-109	12-14-1	67	3/11	NY Rangers	3-6	255-312	22-42-3
28	12/14	@Quebec	3-9	104-118	12-15-1	68	3/13	Toronto	4-7	259-319	22-43-3
29	12/15	St. Louis	2-3	106-121	12-16-1	69	3/15	@NY Islanders	1-3	260-322	22-44-3
30	12/17	Philadelphia	7-4	113-125	13-16-1	70	3/16	@Philadelphia	1-4	261-326	22-45-3
31	12/19	@Philadelphia	3-6	116-131	13-17-1	71	3/19	Pittsburgh	3-7	264-333	22-46-3
32	12/21	@Hartford	6-7	122-138	13-18-1	72	3/21	@Buffalo	6-3	270-336	23-46-3
33	12/22	Minnesota	3-8	125-146	13-19-1	73	3/22	@Toronto	6-3	276-339	24-46-3
34	12/27	Montreal	3-7	128-153	13-20-1	74	3/25	NY Rangers	4-5	280-344	24-47-3
35	12/28	@Montreal	3-8	131-161	13-21-1	75	3/27	St. Louis	1-0	281-344	25-47-3
36	1/3	Washington	2-3	133-164	13-22-1	76	3/29	Chicago	3-2	284-346	26-47-3
37	1/4	@Washington	3-9	136-173	13-23-1	77	3/31	@NY Rangers	0-9	284-355	26-48-3
38	1/6	@Pittsburgh	3-4	139-177	13-24-1	78	4/2	Quebec	6-5	290-360	27-48-3
39	1/8	@Chicago	8-7	147-184	14-24-1	79	4/5	@NY Islanders	1-7	291-367	27-49-3
40	1/11	Philadelphia	4-8	151-192	14-25-1	80	4/6	NY Islanders	1-9	300-374	28-49-3

(29-45-6, 64 pts., 6th Place, Patrick Division)

SCORING

Player	GP	G	A	PTS	PIM	+/-	PP	GW	Player	GP	G	A	PTS	PIM	+/-	PP	GW	
Aaron Broten	80	26	53	79	36	5	6	3	Jan Ludvig	47	7	9	16	96	5	-	0	
Kirk Muller	79	26	50	76	75	7	-	10	4	Ken Daneyko	79	2	12	14	183	14	-	0
John MacLean	80	31	36	67	120	23	-	9	4	Rich Chernomaz	25	6	4	10	8	11	-	2
Pat Verbeek	74	35	24	59	120	23	-	17	5	Craig Volanin	68	4	6	10	109	31	-	0
Doug Sullivan	78	27	26	53	14	17	-	4	4	Gord Mark	36	3	5	8	82	4	-	0
Mark Johnson	68	25	26	51	22	21	-	11	0	Steve Richmond	44	1	7	8	143	12	-	0
Greg Adams	72	20	27	47	19	16	-	6	1	Tim Lenardon	7	1	1	2	0	2	-	0
Claude Loiselle	75	16	24	40	137	7	-	2	3	Timo Blomqvist	20	0	2	2	29	3	-	0
Mel Bridgman	51	8	31	39	80	8	-	1	1	Al Stewart	7	1	0	1	26	4	-	0
Bruce Driver	74	6	28	34	36	26	-	0	0	Doug Brown	4	0	1	1	0	4	-	0
Joe Cirella	65	9	22	31	111	19	-	6	0	Karl Friesen	4	0	1	1	0	-	0	
Andy Brickley	51	11	12	23	8	15	-	1	0	Murray Brumwell	1	0	0	0	2	1	0	0
Peter McNab	46	8	12	20	8	14	-	2	2	Kirk McLean	4	0	0	0	0	-	0	0
Uli Hiemer	40	6	14	20	45	6	-	2	1	Chris Terreri	7	0	0	0	0	-	0	0
Anders Carlsson	48	2	18	20	14	11	-	0	0	Craig Billington	22	0	0	0	12	-	0	0
Perry Anderson	57	10	9	19	107	13	-	2	1	Alain Chevrier	58	0	0	0	17	-	0	0
Randy Velischek	64	2	16	18	52	12	-	0	0									

GOALTENDERS

	GP	MIN	GA	EN	SO	AVG	W	L	T	SA	SAV%
Kirk McLean	4	160	10	1	0	3.75	1	1	0	73	.861
Alain Chevrier	58	3153	227	3	0	4.32	24	26	2	1793	.873
Chris Terreri	7	286	21	1	0	4.41	0	3	1	173	.878
Craig Billington	22	1114	89	0	0	4.79	4	13	2	569	.844
Karl Friesen	4	130	16	0	0	7.38	0	2	1	80	.800

RESULTS

GM#	Date	Opponent	Score	GF-GA	Record	GM#	Date	Opponent	Score	GF-GA	Record
1	10/9	@NY Rangers	5-3	5-3	1-0-0	41	1/8	Quebec	4-4*	149-189	16-21-4
2	10/11	Boston	5-4	10-7	2-0-0	42	1/10	Vancouver	2-2*	151-191	16-21-5
3	10/15	Vancouver	3-2	13-9	3-0-0	43	1/12	Hartford	7-5	158-196	17-21-5
4	10/17	Toronto	2-3	15-12	3-1-0	44	1/14	@Chicago	3-1	161-197	18-21-5
5	10/18	@Pittsburgh	4-8	19-20	3-2-0	45	1/16	Winnipeg	4-5	165-202	18-22-5
6	10/21	@NY Islanders	3-6	22-26	3-3-0	46	1/18	Washington	1-6	166-208	18-23-5
7	10/23	Los Angeles	5-3	27-29	4-3-0	47	1/20	@Washington	3-6	169-214	18-24-5
8	10/25	@Washington	1-2	28-31	4-4-0	48	1/22	Calgary	7-5	176-219	19-24-5
9	10/29	@Pittsburgh	8-6	36-37	5-4-0	49	1/24	Philadelphia	4-3	180-222	20-24-5
10	10/30	NY Islanders	7-6*	43-43	6-4-0	50	1/26	@NY Rangers	3-6	183-228	20-25-5
11	11/1	Buffalo	1-3	44-46	6-5-0	51	1/28	@Los Angeles	2-6	185-234	20-26-5
12	11/4	@Philadelphia	1-7	45-53	6-6-0	52	1/30	@Vancouver	4-3	189-237	21-26-5
13	11/6	Philadelphia	5-5*	50-58	6-6-1	53	1/31	@Calgary	3-5	192-242	21-27-5
14	11/9	@Winnipeg	1-8	51-66	6-7-1	54	2/7	Philadelphia	3-2	195-244	22-27-5
15	11/12	Detroit	5-3	56-69	7-7-1	55	2/8	Pittsburgh	1-2*	196-246	22-28-5
16	11/14	Pittsburgh	5-4	61-73	8-7-1	56	2/14	@Detroit	1-5	197-251	22-29-5
17	11/15	@Boston	5-5*	66-78	8-7-2	57	2/18	Hartford	3-6	200-257	22-30-5
18	11/17	NY Rangers	3-2	69-80	9-7-2	58	2/21	@Pittsburgh	6-5	206-262	23-30-5
19	11/19	@Detroit	4-3	73-83	10-7-2	59	2/22	NY Islanders	0-7	206-269	23-31-5
20	11/22	@Minnesota	2-6	75-89	10-8-2	60	2/25	Edmonton	4-2	210-271	24-31-5
21	11/23	@Chicago	3-5	78-94	10-9-2	61	2/28	@Montreal	2-3	212-274	24-32-5
22	11/26	@St. Louis	5-1	83-95	11-9-2	62	3/1	@Hartford	5-5*	217-279	24-32-6
23	11/29	@Los Angeles	6-9	89-104	11-10-2	63	3/3	@Washington	2-3	219-282	24-33-6
24	12/2	NY Rangers	8-5	97-109	12-10-2	64	3/5	@Buffalo	4-6	223-288	24-34-6
25	12/4	Minnesota	3-5	100-114	12-11-2	65	3/7	Chicago	3-4	226-292	24-35-6
26	12/6	Buffalo	4-3	104-117	13-11-2	66	3/8	@Philadelphia	3-7	229-299	24-36-6
27	12/9	@Washington	2-4	106-121	13-12-2	67	3/11	Philadelphia	4-6	233-305	24-37-6
28	12/11	NY Islanders	4-8	110-129	13-13-2	68	3/13	NY Islanders	4-1	237-306	25-37-6
29	12/13	@NY Islanders	2-4	112-133	13-14-2	69	3/14	@NY Islanders	6-7*	243-313	25-38-6
30	12/14	Montreal	4-2	116-135	14-14-2	70	3/17	@Edmonton	4-7	247-320	25-39-6
31	12/17	Toronto	3-2*	119-137	15-14-2	71	3/18	@Winnipeg	3-4*	250-324	25-40-6
32	12/19	@Washington	6-4	125-141	16-14-2	72	3/21	@St. Louis	7-6*	257-330	26-40-6
33	12/20	@Montreal	2-5	127-146	16-15-2	73	3/23	Edmonton	6-7	263-337	26-41-6
34	12/23	@NY Rangers	5-8	132-154	16-16-2	74	3/25	@NY Rangers	8-2	271-339	27-41-6
35	12/26	NY Rangers	4-7	136-161	16-17-2	75	3/27	Minnesota	5-2	276-341	28-41-6
36	12/27	@Quebec	2-2*	138-163	16-17-3	76	3/29	St. Louis	1-4	277-345	28-42-6
37	12/30	Calgary	3-4	141-167	16-18-3	77	3/31	Pittsburgh	5-3	282-348	29-42-6
38	1/2	Boston	2-7	143-174	16-19-3	78	4/2	@Pittsburgh	2-6	284-354	29-43-6
39	1/3	@Toronto	2-7	145-181	16-20-3	79	4/4	@Quebec	4-8	288-362	29-44-6
40	1/6	@Philadelphia	0-4	145-185	16-21-3	80	4/5	Washington	5-6*	293-368	29-45-6

*Denotes overtime

(38-36-6, 82 pts., 4th Place, Patrick Division)

SCORING

Player	GP	G	A	PTS	PIM	+/-	PP	GW	Player	GP	G	A	PTS	PIM	+/-	PP	GW	
Kirk Muller	80	37	57	94	114	19	17	1	Jim Korn	52	8	13	21	140	22	-	3	
Aaron Broten	80	26	57	83	80	20	7	4	Ken Daneyko	80	5	7	12	239	3	-	1	
Pat Verbeek	73	46	31	77	227	29	13	8	Randy Velischek	51	3	9	12	66	13	-	0	
Bruce Driver	74	15	40	55	68	7	7	0	Perry Anderson	60	4	6	10	222	8	-	1	
Patrik Sundstrom	78	15	36	51	42	16	-	9	0	Pat Conacher	24	2	5	7	12	8	-	0
John MacLean	76	23	16	39	147	10	-	12	4	David Maley	44	4	2	6	65	13	-	1
Joe Cirella	80	8	31	39	191	15	2	2	George McPhee	5	3	0	3	8	2	-	0	
Claude Loiselle	68	17	18	35	121	7	3	2	Gord Mark	19	0	2	2	27	13	-	0	
Tom Kurvers	56	5	29	34	46	6	2	1	Chris Cichocki	5	1	0	1	2	1	-	0	
Mark Johnson	54	14	19	33	14	10	-	2	3	Anders Carlsson	9	1	0	1	0	5	-	0
Craig Volanin	78	6	25	31	170	E	1	3	Murray Brumwell	3	0	1	1	2	E	-	0	
Doug Sullivan	59	16	14	30	22	8	-	8	0	Sean Burke	13	0	1	1	6	-	-	0
Jack O'Callahan	50	7	19	26	97	3	-	4	1	Bob Sauve	34	0	1	1	4	-	-	0
Brendan Shanahan	65	7	19	26	131	20	-	2	2	Alain Chevrier	45	0	1	1	8	-	-	0
Doug Brown	70	14	11	25	20	7	1	2	Dan Dorion	1	0	0	0	2	E	-	0	
Andy Brickley	45	8	14	22	14	1	2	3	Al Stewart	1	0	0	0	0	2	-	0	

GOALTENDERS

	GP	MIN	GA	EN	SO	AVG	W	L	T	SA	SAV%
Sean Burke	13	689	35	0	1	3.05	10	1	0	300	.883
Bob Sauve	34	1804	107	2	0	3.56	10	16	3	823	.870
Alain Chevrier	45	2354	148	4	1	3.77	18	19	3	1117	.867

RESULTS

GM#	Date	Opponent	Score	GF-GA	Record	GM#	Date	Opponent	Score	GF-GA	Record
1	10/9	Pittsburgh	6-3	6-3	1-0-0	41	1/7	Vancouver	3-6	135-147	18-18-5
2	10/10	@Toronto	2-5	8-8	1-1-0	42	1/9	@Minnesota	4-3	139-150	19-18-5
3	10/14	Hartford	3-1	11-9	2-1-0	43	1/10	@Philadelphia	7-5	146-155	20-18-5
4	10/16	Montreal	4-3	15-12	3-1-0	44	1/13	Quebec	3-5	149-160	20-19-5
5	10/17	@Hartford	3-4*	18-16	3-2-0	45	1/15	Toronto	7-3	156-163	21-19-5
6	10/21	@Pittsburgh	5-4	23-20	4-2-0	46	1/16	@NY Islanders	2-4	158-167	21-20-5
7	10/23	NY Islanders	5-3	28-23	5-2-0	47	1/19	@Washington	4-6	162-173	21-21-5
8	10/24	@NY Islanders	1-2	29-25	5-3-0	48	1/21	Detroit	2-3*	164-176	21-22-5
9	10/27	Philadelphia	4-0	33-25	6-3-0	49	1/22	@Buffalo	3-7	167-183	21-23-5
10	10/31	Edmonton	6-5	39-30	7-3-0	50	1/25	Buffalo	2-5	169-188	21-24-5
11	11/3	@NY Islanders	3-6	42-36	7-4-0	51	1/28	Pittsburgh	6-3	175-191	22-24-5
12	11/5	St. Louis	5-3	47-39	8-4-0	52	1/29	Chicago	3-2*	178-193	23-24-5
13	11/7	Washington	4-1	51-40	9-4-0	53	2/1	@Calgary	5-4	183-197	24-24-5
14	11/8	@Philadelphia	3-3*	54-43	9-4-1	54	2/3	@Edmonton	5-8	188-205	24-25-5
15	11/10	@NY Rangers	3-2	57-45	10-4-1	55	2/5	@Vancouver	1-5	189-210	24-26-5
16	11/12	Winnipeg	1-1*	58-46	10-4-2	56	2/7	@Boston	3-6	192-216	24-27-5
17	11/14	Detroit	4-6	62-52	10-5-2	57	2/11	Montreal	4-2	196-218	25-27-5
18	11/18	Philadelphia	4-3	66-55	11-5-2	58	2/12	@Detroit	3-4	199-222	25-28-5
19	11/20	Chicago	5-2	71-57	12-5-2	59	2/14	@Toronto	7-2	206-224	26-28-5
20	11/21	@Montreal	1-2	72-59	12-6-2	60	2/17	Washington	3-4	209-228	26-29-5
21	11/23	@Calgary	2-9	74-68	12-7-2	61	2/19	NY Rangers	6-3	215-231	27-29-5
22	11/25	@Edmonton	8-7*	82-75	13-7-2	62	2/21	Boston	1-4	216-238	27-30-5
23	11/27	@Vancouver	2-4	84-79	13-8-2	63	2/24	Winnipeg	1-3	217-235	27-31-5
24	11/29	@Los Angeles	2-2*	86-81	13-8-3	64	2/26	NY Rangers	1-2	218-240	27-32-5
25	12/3	St. Louis	4-2	90-83	14-8-3	65	2/28	Minnesota	8-6	226-246	28-32-5
26	12/5	@Quebec	2-3	92-86	14-9-3	66	3/1	@Washington	3-5	229-251	28-33-5
27	12/6	@Philadelphia	1-1*	93-87	14-9-4	67	3/2	Washington	1-6	230-257	28-34-5
28	12/9	Los Angeles	2-1	95-88	15-9-4	68	3/5	@Boston	7-6*	237-263	29-34-5
29	12/11	Calgary	1-5	96-93	15-10-4	69	3/6	Philadelphia	4-2	241-265	30-34-5
30	12/12	@NY Islanders	3-5	99-98	15-11-4	70	3/8	@NY Rangers	4-7	245-272	30-35-5
31	12/16	@NY Rangers	3-9	102-107	15-12-4	71	3/12	@Philadelphia	6-5	251-277	31-35-5
32	12/17	Pittsburgh	4-7	106-114	15-13-4	72	3/17	Quebec	3-4	254-281	31-36-5
33	12/19	@Minnesota	3-1	109-115	16-13-4	73	3/20	@Washington	4-2	258-283	32-36-5
34	12/20	@Winnipeg	1-4	110-119	16-14-4	74	3/24	St. Louis	8-2	266-285	33-36-5
35	12/23	@Pittsburgh	6-2	116-121	17-14-4	75	3/25	@Buffalo	2-2*	268-287	33-36-6
36	12/26	NY Rangers	3-5	119-126	17-15-4	76	3/27	NY Rangers	7-2	275-289	34-36-6
37	12/28	NY Islanders	6-4	125-130	18-15-4	77	3/29	Pittsburgh	4-0	279-289	35-36-6
38	12/30	Washington	3-4	128-134	18-16-4	78	3/31	@Pittsburgh	7-2	286-291	36-36-6
39	1/2	@Hartford	1-1*	129-135	18-16-5	79	4/2	NY Islanders	5-2	291-293	37-36-6
40	1/4	Los Angeles	3-6	132-141	18-17-5	80	4/3	@Chicago	4-3*	295-296	38-36-6

(27-41-12, 66 pts., 5th Place, Patrick Division)

SCORING

Player	GP	G	A	PTS	PIM	+/-	PP	GW	Player	GP	G	A	PTS	PIM	+/-	PP	GW
John MacLean	74	42	45	87	122	26	14	4	Craig Wolanin	56	3	8	11	69	9	0	0
Kirk Muller	80	31	43	74	119	23	12	4	Ken Daneyko	80	5	5	10	283	22	1	0
Patrik Sundstrom	65	28	41	69	36	22	12	4	Perry Anderson	39	3	6	9	128	5	0	0
Tom Kurvers	74	16	50	66	38	11	5	0	Steve Rooney	25	3	1	4	79	9	0	1
Aaron Broten	80	16	43	59	81	7	4	2	Paul Ysebaert	5	0	4	4	0	2	0	0
Brendan Shanahan	68	22	28	50	115	2	9	0	Sean Burke	62	0	3	3	54	0	0	0
Pat Verbeek	77	26	21	47	189	18	9	1	Jon Morris	4	0	2	2	0	E	0	0
Mark Johnson	40	13	25	38	24	1	4	2	Al Stewart	6	0	2	2	15	2	0	0
Jim Korn	65	15	16	31	212	3	4	3	Jamie Huscroft	15	0	2	2	51	3	0	0
Tommy Albelin	46	7	24	31	40	18	1	1	George McPhee	1	0	1	1	2	1	0	0
Jack O'Callahan	36	5	21	26	51	E	5	0	Chris Cichocki	2	0	1	1	2	E	0	0
Doug Brown	63	15	10	25	15	7	4	2	Janne Ojanen	3	0	1	1	2	1	0	0
Joe Cirella	80	3	19	22	155	14	0	1	Kevin Todd	1	0	0	0	0	1	0	0
Claude Loiselle	74	7	14	21	209	10	0	1	Corey Foster	2	0	0	0	0	2	0	0
Randy Velischeck	80	4	14	18	70	2	0	0	Eric Weinrich	2	0	0	0	0	1	0	0
Bruce Driver	27	1	15	16	24	E	1	0	Craig Billington	3	0	0	0	0	-	0	0
Pat Conacher	55	7	5	12	14	7	0	1	Chris Terreri	8	0	0	0	2	-	0	0
Anders Carlsson	47	4	8	12	20	3	0	0	Bob Sauve	15	0	0	0	0	-	0	0
David Maley	68	5	6	11	249	27	0	0									

GOALTENDERS

	GP	MIN	GA	EN	SO	AVG	W	L	T	SA	SAV%
Chris Terreri	8	402	18	1	0	2.69	0	4	2	170	.893
Sean Burke	62	3590	230	7	3	3.84	22	31	9	1823	.873
Bob Sauve	15	721	56	2	0	4.66	4	5	1	333	.831
Craig Billington	3	140	11	0	0	4.71	1	1	0	65	.831

RESULTS

GM#	Date	Opponent	Score	GF-GA	Record	GM#	Date	Opponent	Score	GF-GA	Record
1	10/6	@Philadelphia	1-4	1-4	0-1-0	41	1/7	Detroit	5-2	145-170	15-19-7
2	10/8	@Quebec	5-3	6-7	1-1-0	42	1/9	@NY Rangers	5-4	150-174	16-19-7
3	10/10	@NY Rangers	5-0	11-7	2-1-0	43	1/11	@Montreal	0-1	150-175	16-20-7
4	10/14	Montreal	3-7	14-14	2-2-0	44	1/13	NY Islanders	3-5	153-180	16-21-7
5	10/15	@Washington	5-8	19-22	2-3-0	45	1/15	Edmonton	1-0	154-180	17-21-7
6	10/19	Vancouver	0-4	19-26	2-4-0	46	1/17	@Quebec	4-7	158-187	17-22-7
7	10/21	Pittsburgh	6-4	25-30	3-4-0	47	1/19	Quebec	4-5	162-192	17-23-7
8	10/23	@Detroit	3-3*	28-33	3-4-1	48	1/20	@Washington	6-5*	168-197	18-23-7
9	10/25	Buffalo	4-7	32-40	3-5-1	49	1/23	Minnesota	2-7	170-204	18-24-7
10	10/28	Hartford	5-3	37-43	4-5-1	50	1/24	@NY Islanders	2-2*	172-206	18-25-8
11	10/29	@Hartford	0-3	37-46	4-6-1	51	1/27	Hartford	6-8	178-214	18-26-8
12	11/1	Philadelphia	3-2	40-48	5-6-1	52	1/28	@Minnesota	4-4*	182-218	18-25-9
13	11/3	Winnipeg	3-3*	43-51	5-6-2	53	2/2	@Los Angeles	6-6*	188-224	18-25-10
14	11/6	NY Rangers	6-5	49-56	6-6-2	54	2/5	@Edmonton	4-2	192-226	19-25-10
15	11/9	Edmonton	2-3*	51-59	6-7-2	55	2/9	@Detroit	6-3	198-229	20-25-10
16	11/11	NY Islanders	3-3*	54-62	6-7-3	56	2/11	@Montreal	4-5	202-234	20-26-10
17	11/12	@Washington	6-3	60-65	7-7-3	57	2/13	Toronto	8-1	210-235	21-26-10
18	11/15	@St. Louis	4-2	64-67	8-7-3	58	2/15	@Buffalo	3-5	213-240	21-27-10
19	11/17	Calgary	3-5	67-72	8-8-3	59	2/17	@Winnipeg	2-3*	215-243	21-28-10
20	11/19	Washington	2-3	69-75	8-9-3	60	2/18	@Toronto	3-5	218-248	21-29-10
21	11/20	@Philadelphia	1-7	70-82	8-10-3	61	2/20	@NY Rangers	4-7	222-255	21-30-10
22	11/23	@Calgary	2-3	72-85	8-11-3	62	2/24	Philadelphia	2-6	224-261	21-31-10
23	11/25	@Vancouver	2-2*	74-87	8-11-4	63	2/26	Los Angeles	1-1*	225-262	21-31-11
24	11/29	@Los Angeles	3-9	77-96	8-12-4	64	2/28	Boston	3-3*	228-265	21-31-12
25	12/3	Philadelphia	3-5	80-101	8-13-4	65	3/1	@Pittsburgh	1-4	229-269	21-32-12
26	12/4	@Philadelphia	2-6	82-107	8-14-4	66	3/3	NY Rangers	6-3	235-272	22-32-12
27	12/7	Washington	5-1	87-108	9-14-4	67	3/5	Minnesota	2-0	237-272	23-32-12
28	12/9	NY Islanders	6-5	93-113	10-14-4	68	3/7	@St. Louis	2-6	239-278	23-33-12
29	12/10	@Pittsburgh	4-4*	97-117	10-14-5	69	3/8	@Chicago	7-5	246-283	24-33-12
30	12/13	St. Louis	4-3	101-120	11-14-5	70	3/11	@NY Islanders	2-3*	248-286	24-34-12
31	12/15	Toronto	6-3	107-123	12-14-5	71	3/14	Calgary	1-5	249-291	24-35-12
32	12/17	@NY Islanders	2-5	109-128	12-15-5	72	3/16	Pittsburgh	1-2	250-293	24-36-12
33	12/18	@Chicago	5-3	114-131	13-15-5	73	3/18	Chicago	1-3	251-296	24-37-12
34	12/21	@Winnipeg	5-5*	119-136	13-15-6	74	3/20	Vancouver	3-1	254-297	25-37-12
35	12/23	Pittsburgh	2-2*	121-138	13-15-7	75	3/23	@Boston	3-5	257-302	25-38-12
36	12/26	@NY Rangers	1-5	122-143	13-16-7	76	3/25	@Pittsburgh	4-5	261-307	25-39-12
37	12/27	NY Rangers	5-7	127-150	13-17-7	77	3/27	Philadelphia	5-3	266-310	26-39-12
38	12/29	Boston	2-6	129-156	13-18-7	78	3/29	NY Islanders	4-5*	270-315	26-40-12
39	12/31	@Pittsburgh	6-8	135-164	13-19-7	79	4/1	@Washington	4-6	274-321	26-41-12
40	1/6	Buffalo	5-4	140-168	14-19-7	80	4/2	Washington	7-4	281-325	27-41-12

*Denotes overtime

(37-34-9, 83 pts., 2nd Place, Patrick Division)

SCORING

Player	GP	G	A	PTS	PIM	+/-	PP	GW	Player	GP	G	A	PTS	PIM	+/-	PP	GW
Kirk Muller	80	30	56	86	74	1	9	6	Peter Stastny	12	5	6	11	16	1	2	1
John MacLean	80	41	38	79	80	17	10	11	Eric Weinrich	19	2	7	9	11	1	1	1
Patrik Sundstrom	74	27	49	76	34	17	8	0	Craig Wolanin	37	1	7	8	47	13	0	0
Brendan Shanahan	73	30	42	72	137	15	8	0	Reijo Ruotsalainen	31	2	5	7	14	4	1	0
Bruce Driver	75	7	46	53	63	7	1	5	Pat Conacher	19	3	3	6	4	2	0	0
Sylvain Turgeon	72	30	17	47	81	9	7	3	Randy Velischeck	62	0	6	6	72	4	0	0
Mark Johnson	63	16	29	45	12	8	4	1	Jim Korn	37	2	3	5	99	1	0	0
Viacheslav Fetisov	72	8	34	42	52	8	2	0	Jamie Huscroft	42	2	3	5	149	2	0	0
Doug Brown	69	14	20	34	16	7	1	3	Neil Brady	19	1	4	5	13	2	0	0
Janne Ojanen	64	17	13	30	12	5	1	1	Paul Ysebaert	5	1	2	3	0	E	0	0
Tommy Albelin	68	6	23	29	63	1	4	0	Claude Vilgrain	6	1	2	3	4	1	0	0
David Maley	67	8	17	25	160	2	0	2	Peter Sundstrom	21	1	2	3	4	1	0	0
Alexei Kasatonov	39	6	15	21	16	15	1	0	Sergei Starikov	16	0	1	1	8	8	0	0
Ken Daneyko	74	6	15	21	219	5	0	1	Sean Burke	52	0	1	1	38	-	0	0
Aaron Broten	42	10	8	18	36	15	1	0	Tom Kurvers	1	0	0	0	0	1	0	0
Bob Brooke	35	8	10	18	30	3	0	1	Jim Thomson	3	0	0	0	31	3	0	0
Walt Poddubny	33	4	10	14	28	4	1	0	Troy Crowder	10	0	0	0	23	E	0	0
Jon Morris	20	6	7	13	8	12	2	1	Chris Terreri	35	0	0	0	0	-	0	0

GOALTENDERS

	GP	MIN	GA	EN	SO	AVG	W	L	T	SA	SAV%
Chris Terreri	35	1933	110	3	0	3.41	15	12	3	1004	.890
Sean Burke	52	2914	175	0	0	3.60	22	22	6	1453	.880

RESULTS

GM#	Date	Opponent	Score	GF-GA	Record	GM#	Date	Opponent	Score	GF-GA	Record
1	10/5	@Philadelphia	6-2	6-2	1-0-0	41	1/2	Buffalo	5-3	161-159	19-18-4
2	10/7	Pittsburgh	4-4*	10-6	1-0-1	42	1/4	Los Angeles	4-2	165-161	20-18-4
3	10/10	Calgary	2-4	12-10	1-1-1	43	1/8	Winnipeg	3-4	168-165	20-19-4
4	10/13	Montreal	3-4*	15-14	1-2-1	44	1/10	Pittsburgh	6-3	174-168	21-19-4
5	10/14	@Hartford	3-2	18-16	2-2-1	45	1/12	Montreal	2-5	176-173	21-20-4
6	10/18	Philadelphia	5-3	23-19	3-2-1	46	1/13	@Quebec	5-4	181-177	22-20-4
7	10/20	Vancouver	2-3	25-22	3-3-1	47	1/16	@Washington	6-9	187-186	22-21-4
8	10/21	@Montreal	5-4	30-26	4-3-1	48	1/23	@Pittsburgh	4-2	191-188	23-21-4
9	10/23	@Toronto	5-4	35-30	5-3-1	49	1/24	Washington	3-2	194-190	24-21-4
10	10/26	Hartford	3-7	38-37	5-4-1	50	1/26	Toronto	1-5	195-195	24-22-4
11	10/28	Chicago	3-2	41-39	6-4-1	51	1/28	@NY Islanders	4-4*	199-199	24-22-5
12	10/31	@Vancouver	3-4	44-43	6-5-1	52	1/30	@Los Angeles	2-5	201-204	24-23-5
13	11/1	@Edmonton	6-6*	50-49	6-5-2	53	2/4	@Vancouver	2-4	203-208	24-24-5
14	11/4	@Calgary	3-7	53-56	6-6-2	54	2/6	Edmonton	2-2*	205-210	24-24-6
15	11/8	Quebec	6-3	59-59	7-6-2	55	2/9	@Washington	5-3	210-213	25-24-6
16	11/11	Philadelphia	5-7	64-66	7-7-2	56	2/10	@St. Louis	0-7	210-220	25-25-6
17	11/12	@Philadelphia	3-3*	67-69	7-7-3	57	2/12	Detroit	1-1*	211-221	25-25-7
18	11/15	Minnesota	1-2*	68-71	7-8-3	58	2/16	NY Rangers	1-2	212-223	25-26-7
19	11/17	NY Rangers	5-4*	73-75	8-8-3	59	2/17	@Toronto	4-5	216-228	25-27*
20	11/18	@Boston	4-6	77-81	8-9-3	60	2/19	@NY Rangers	3-4*	219-232	25-28-7
21	11/22	@Pittsburgh	6-3	83-84	9-9-3	61	2/22	Winnipeg	2-4	221-236	25-29-7
22	11/24	@Minnesota	6-7	89-91	9-10-3	62	2/24	Chicago	3-2	224-238	26-29-7
23	11/25	@Winnipeg	3-1	92-92	10-10-3	63	2/25	@NY Islanders	3-3*	227-241	26-29-8
24	11/28	NY Islanders	3-2*	95-94	11-10-3	64	2/28	@Pittsburgh	1-2	228-243	26-30-8
25	12/1	@Buffalo	4-6	99-100	11-11-3	65	3/2	Pittsburgh	6-5	234-248	27-30-8
26	12/2	Washington	3-5	102-105	11-12-3	66	3/4	@Washington	3-4	237-252	27-31-8
27	12/6	@NY Rangers	3-5	105-110	11-13-3	67	3/6	St. Louis	2-1	239-253	28-31-8
28	12/8	Pittsburgh	2-3	107-113	11-14-3	68	3/8	NY Islanders	4-2	243-255	29-31-8
29	12/9	@Hartford	3-7	110-120	11-15-3	69	3/10	Quebec	9-3	252-258	30-31-8
30	12/12	@NY Islanders	7-2	117-122	12-15-3	70	3/13	@Minnesota	3-1	255-259	31-31-8
31	12/13	NY Islanders	5-2	122-124	13-15-3	71	3/15	@Calgary	4-5	259-264	31-32-8
32	12/15	Los Angeles	7-5	129-129	14-15-3	72	3/17	@Edmonton	4-1	263-265	32-32-8
33	12/17	Boston	3-1	132-130	15-15-3	73	3/20	Philadelphia	2-3	265-268	32-33-8
34	12/19	@NY Islanders	4-5*	136-135	15-16-3	74	3/22	@Chicago	3-6	268-274	32-34-8
35	12/22	@Philadelphia	5-4*	141-139	16-16-3	75	3/24	@Philadelphia	5-2	273-276	33-34-8
36	12/23	St. Louis	3-2	144-141	17-16-3	76	3/25	@Buffalo	4-3	277-279	34-34-8
37	12/26	@NY Rangers	4-4*	148-145	17-16-4	77	3/27	Washington	4-1	281-280	35-34-8
38	12/27	Washington	1-3	149-148	17-17-4	78	3/29	NY Rangers	6-4	287-284	36-34-8
39	12/29	NY Rangers	3-2	152-150	18-17-4	79	3/31	Detroit	5-1	292-285	37-34-8
40	12/31	@Detroit	4-6	156-156	18-18-4	80	4/1	@Boston	3-3*	295-288	37-34-8

(32-33-15, 79 pts., 4th Place, Patrick Division)

SCORING

Player	GP	G	A	PTS	PIM	+/	PP	GW	Player	GP	G	A	PTS	PIM	+/	PP	GW
John MacLean	78	45	33	78	150	8	19	7	Walt Poddubny	14	4	6	10	10	8	0	0
Kirk Muller	80	19	51	70	76	1	7	3	Troy Crowder	59	6	3	9	182	10	0	0
Brendan Shanahan	75	29	37	66	141	4	7	2	Al Stewart	41	5	2	7	159	6	0	0
Peter Stastny	77	18	42	60	53	E	4	3	Paul Ysebaert	11	4	3	7	6	1	1	0
Claude Lemieux	78	30	17	47	105	8	10	2	Lee Norwood	28	3	2	5	87	1	1	0
Patrik Sundstrom	71	15	31	46	48	7	4	1	Jeff Madill	14	4	0	4	46	1	0	0
Bruce Driver	73	9	36	45	62	11	7	2	Myles O'Connor	22	3	1	4	41	3	0	0
Alexei Kasatonov	78	10	31	41	76	23	1	3	Chris Terreri	53	0	3	3	2	-	0	0
Eric Weinrich	76	4	34	38	48	10	1	0	Jarrod Skalde	1	0	1	1	0	E	0	0
Doug Brown	58	14	16	30	4	18	0	2	Jamie Huscroft	8	0	1	1	27	1	0	0
Jon Morris	53	9	19	28	27	9	1	1	Dave Marcinyshyn	9	0	1	1	21	1	-	0
Zdeno Ciger	45	8	17	25	8	3	2	1	Perry Anderson	1	0	0	0	5	E	0	0
David Maley	64	8	14	22	151	9	1	3	Roland Melanson	1	0	0	0	0	-	0	0
Laurie Boschman	78	11	9	20	77	1	0	1	Jason Miller	1	0	0	0	0	1	0	0
Ken Daneyko	80	4	16	20	249	10	-	1	Kevin Todd	1	0	0	0	0	1	-	0
Viacheslav Fetisov	67	3	16	19	62	5	1	0	Neil Brady	3	0	0	0	0	E	0	0
Pat Conacher	49	5	11	16	27	9	0	0	Sean Burke	35	0	0	0	0	18	-	0
Tommy Albelin	47	2	12	14	44	1	1	0									

GOALTENDERS

	GP	MIN	GA	EN	SO	AVG	W	L	T	SA	SAV%
Chris Terreri	53	2971	144	3	1	2.91	24	21	7	1348	.893
Sean Burke	35	1868	112	3	0	3.60	8	12	8	875	.872
Roland Melanson	1	20	2	0	0	6.00	0	0	0	7	.714

RESULTS

GM#	Date	Opponent	Score	GF-GA	Record	GM#	Date	Opponent	Score	GF-GA	Record
1	10/4	Detroit	3-3*	3-3	0-0-1	41	12/30	@NY Rangers	2-2*	156-133	19-13-9
2	10/6	Philadelphia	3-1	6-4	1-0-1	42	1/1	@Washington	3-4	159-137	19-14-9
3	10/7	@Pittsburgh	4-7	10-11	1-1-1	43	1/3	@Chicago	3-5	162-142	19-15-9
4	10/9	Minnesota	5-2	15-13	2-1-1	44	1/5	@Pittsburgh	2-5	164-147	19-16-9
5	10/11	@Philadelphia	4-7	19-20	2-2-1	45	1/8	St. Louis	3-5	167-152	19-17-9
6	10/13	Calgary	5-3	24-23	3-2-1	46	1/12	Edmonton	4-5*	171-157	19-18-9
7	10/17	Washington	3-2	27-25	4-2-1	47	1/14	Los Angeles	1-6	172-163	19-19-9
8	10/19	NY Rangers	3-2	30-27	5-2-1	48	1/16	Chicago	2-2*	174-165	19-19-10
9	10/20	@Washington	0-4	30-31	5-3-1	49	1/22	@Pittsburgh	3-5	177-170	19-20-10
10	10/23	@NY Islanders	8-1	38-32	6-3-1	50	1/24	Quebec	6-1	183-171	20-20-10
11	10/25	Buffalo	5-1	43-33	7-3-1	51	1/26	Minnesota	1-3	184-174	20-21-10
12	10/27	Pittsburgh	7-5	50-38	8-3-1	52	1/28	@Detroit	6-2	190-176	21-21-10
13	10/30	@Calgary	3-6	53-44	8-4-1	53	1/30	@Los Angeles	4-2	194-178	22-21-10
14	11/1	@Vancouver	1-2	54-46	8-5-1	54	2/2	@St. Louis	4-5	198-183	22-22-10
15	11/3	@Edmonton	5-2	59-48	9-5-1	55	2/5	Calgary	2-1	200-184	23-22-10
16	11/7	NY Islanders	3-6	62-54	9-6-1	56	2/9	@Quebec	1-3	201-187	23-23-10
17	11/9	NY Rangers	2-3	64-57	9-7-1	57	2/10	Vancouver	2-0	203-187	24-23-10
18	11/10	@Montreal	1-3	65-60	9-8-1	58	2/13	@NY Rangers	3-6	206-193	24-24-10
19	11/13	Montreal	6-3	71-63	10-8-1	59	2/14	Winnipeg	3-3*	209-196	24-24-11
20	11/15	Hartford	2-4	73-67	10-9-1	60	2/16	Philadelphia	3-2	212-198	25-24-11
21	11/17	Philadelphia	3-2	76-69	11-9-1	61	2/18	Edmonton	0-4	212-202	25-25-11
22	11/18	@Philadelphia	4-1	80-70	12-9-1	62	2/22	Pittsburgh	5-2	217-204	26-25-11
23	11/20	@Los Angeles	4-5	84-75	12-10-1	63	2/24	@NY Rangers	2-5	219-209	26-26-11
24	11/24	@Minnesota	5-3	89-78	13-10-1	64	2/25	Washington	5-1	224-210	27-26-11
25	11/28	Philadelphia	5-5*	94-83	13-10-2	65	2/27	@Toronto	3-7	227-217	27-27-11
26	11/30	NY Islanders	5-5*	99-88	13-10-3	66	3/1	@Detroit	6-1	233-218	28-27-11
27	12/1	@St. Louis	4-1	103-89	14-10-3	67	3/3	Boston	1-3	234-221	28-28-11
28	12/3	@Winnipeg	4-4*	107-93	14-10-4	68	3/5	@NY Islanders	3-4	237-225	28-29-11
29	12/5	Vancouver	9-4	116-97	15-10-4	69	3/6	@Buffalo	3-3*	240-228	28-29-12
30	12/7	@Washington	2-5	118-102	15-11-4	70	3/10	@Winnipeg	3-4	243-232	28-30-12
31	12/8	Washington	4-2	122-104	16-11-4	71	3/13	Toronto	3-2	246-234	29-30-12
32	12/11	@NY Islanders	2-3	124-107	16-12-4	72	3/15	NY Rangers	5-2	251-236	30-30-12
33	12/13	@Pittsburgh	5-9	129-116	16-13-4	73	3/16	@Hartford	2-6	253-242	30-31-12
34	12/15	@Boston	1-1*	130-117	16-13-5	74	3/19	Pittsburgh	5-4	258-246	31-31-12
35	12/18	Boston	8-3	138-120	17-13-5	75	3/21	@Chicago	2-2*	260-248	31-31-13
36	12/20	@Philadelphia	3-3*	141-123	17-13-6	76	3/23	@Montreal	3-3*	263-251	31-31-14
37	12/22	@Quebec	4-1	145-124	18-13-6	77	3/26	@NY Rangers	3-3*	266-254	31-31-15
38	12/23	Toronto	4-2	149-126	19-13-6	78	3/27	Hartford	4-3*	270-257	32-31-15
39	12/27	NY Islanders	1-1*	150-127	19-13-7	79	3/30	@Washington	0-4	270-261	32-32-15
40	12/29	Buffalo	4-4*	154-131	19-13-8	80	3/31	NY Islanders	2-3	272-264	32-33-15

*Denotes overtime

(38-31-11, 87 pts., 4th Place, Patrick Division)

SCORING

Player	GP	G	A	PTS	PIM	+/	PP	GW	Player	GP	G	A	PTS	PIM	+/	PP	GW
Claude Lemieux	74	41	27	68	109	9	13	8	Ken Daneyko	80	1	7	8	170	7	0	0
Stephane Richer	74	29	35	64	25	1	5	6	Troy Mallette	17	3	4	7	43	7	0	0
Kevin Todd	80	21	42	63	69	8	2	2	Jarrod Skalde	15	2	4	6	4	1	0	2
Peter Stastny	66	24	38	62	42	6	10	3	Patrik Sundstrom	17	1	3	4	8	5	1	0
Scott Stevens	68	17	42	59	124	24	7	2	Tommy Albelin	19	0	4	4	4	7	0	0
Claude Vilgrain	71	19	27	46	74	27	1	1	Jon Morris	7	1	2	3	6	6	1	0
Bruce Driver	78	7	35	42	66	5	3	1	Walt Poddubny	7	1	2	3	6	1	0	0
Alexei Kasatonov	76	12	40	40	70	14	3	1	Myles O'Connor	9	0	2	2	13	2	0	0
Tom Chorske	76	19	17	36	32	8	0	2	Neil Brady	7	1	0	1	4	1	0	0
Randy McKay	80	17	16	33	246	6	2	1	Scott Niedermayer	4	0	1	1	2	1	0	0
Eric Weinrich	76	7	25	32	55	10	5	0	Bill Guerin	5	0	1	1	9	1	0	0
Valeri Zelepukin	44	13	18	31	28	11	3	3	Craig Billington	26	0	1	1	2	-	0	0
Doug Brown	71	11	17	28	27	17	1	1	Chris Terreri	54	0	1	1	13	-	0	0
Laurie Boschman	75	8	20	28	121	9	0	2	Jim Dowd	1	0	0	0	0	E	0	0
Viacheslav Fetisov	70	3	23	26	108	11	0	1	Al Stewart	1	0	0	0	5	E	0	0
David Maley	37	7	11	18	58	E	1	0	Jeff Christian	2	0	0	0	2	E	0	0
Dave Barr	41	6	12	18	32	9	0	0	Chad Erickson	2	0	0	0	0	-	0	0
Zdeno Ciger	20	6	5	11	10	2	-	1	Jason Miller	3	0	0	0	0	E	0	0
Alexander Semak	25	5	6	11	0	5	0	1	Martin Brodeur	4	0	0	0	0	-	0	0
Pat Conacher	44	7	3	10	16	E	0	1									

GOALTENDERS

	GP	MIN	GA	EN	SO	AVG	W	L	T	SA	SAV%
Craig Billington	26	1363	69	2	2	3.04	13	7	1	637	.892
Chris Terreri	54	3185	169	0	1	3.18	22	22	10	1511	.888
Martin Brodeur	4	179	10	0	0	3.35	2	1	0	85	.882
Chad Erickson	2	120	9	0	0	4.50	1	1	0	55	.836

RESULTS

GM#	Date	Opponent	Score	GF-GA	Record	GM#	Date	Opponent	Score	GF-GA	Record
1	10/5	St. Louis	7-2	7-2	1-0-0	41	1/9	St. Louis	4-3	156-120	21-14-6
2	10/6	@Chicago	4-2	11-4	2-0-0	42	1/11	Toronto	3-4	159-124	21-15-6
3	10/8	Quebec	6-5	17-9	3-0-0	43	1/12	Los Angeles	5-2	164-126	22-15-6
4	10/12	Pittsburgh	4-1	21-10	4-0-0	44	1/15	Buffalo	8-8*	172-134	22-15-7
5	10/13	@Philadelphia	2-4	23-14	4-1-0	45	1/24	@Washington	5-2	177-136	23-15-7
6	10/16	@NY Rangers	2-4	25-18	4-2-0	46	1/25	Detroit	0-7	177-143	23-16-7
7	10/18	@Washington	5-6	30-24	4-3-0	47	1/29	@Montreal	4-3	181-146	24-16-7
8	10/19	Washington	1-5	31-29	4-4-0	48	1/31	@Detroit	6-3	187-149	25-16-7
9	10/22	Los Angeles	5-2	36-31	5-4-0	49	2/1	@Toronto	4-6	191-155	25-17-7
10	10/24	@Pittsburgh	4-2	40-33	6-4-0	50	2/4	Philadelphia	3-1	194-156	26-17-7
11	10/26	San Jose	9-0	49-33	7-4-0	51	2/6	@St. Louis	1-4	195-160	26-18-7
12	10/29	@Vancouver	3-4	52-37	7-5-0	52	2/8	@Boston	6-4	201-164	27-18-7
13	10/30	@Calgary	5-2	57-39	8-5-0	53	2/9	@Quebec	2-1	203-165	28-18-7
14	11/1	@Edmonton	3-1	60-40	9-5-0	54	2/13	Vancouver	5-3	208-168	29-18-7
15	11/4	@Montreal	2-3*	62-43	9-6-0	55	2/15	Hartford	4-1	212-169	30-18-7
16	11/8	Montreal	3-2	65-45	10-6-0	56	2/16	NY Rangers	4-2	216-171	31-18-7
17	11/9	@Boston	0-4	65-49	10-7-0	57	2/18	Philadelphia	4-3*	220-174	32-18-7
18	11/12	Philadelphia	5-2	70-51	11-7-0	58	2/20	@Chicago	4-4*	224-178	32-18-8
19	11/14	NY Islanders	3-4	73-55	11-8-0	59	2/21	@Winnipeg	4-6	228-184	32-19-8
20	11/16	Winnipeg	0-1	73-56	11-9-0	60	2/24	Minnesota	1-3	229-187	32-20-8
21	11/20	Washington	6-5*	79-61	12-9-0	61	2/25	@Toronto	5-5*	234-192	32-20-9
22	11/22	Hartford	8-2	87-63	13-9-0	62	2/28	NY Islanders	2-3*	236-195	32-21-9
23	11/23	@Philadelphia	5-5*	92-68	13-9-1	63	2/29	@NY Islanders	3-1	239-196	33-21-9
24	11/27	@Pittsburgh	4-8	96-76	13-10-1	64	3/2	NY Rangers	1-7	240-203	33-22-9
25	11/30	@Los Angeles	4-1	100-77	14-10-1	65	3/4	@NY Rangers	5-4	245-207	34-22-9
26	12/5	Calgary	6-3	106-80	15-10-1	66	3/6	@Buffalo	4-5	249-212	34-23-9
27	12/7	Detroit	2-2*	108-82	15-10-2	67	3/7	@Washington	2-3*	251-215	34-24-9
28	12/8	@Philadelphia	2-2*	110-84	15-10-3	68	3/11	@Edmonton	2-2*	253-217	34-24-10
29	12/10	@Minnesota	3-4	113-88	15-11-3	69	3/12	@Vancouver	1-2	254-219	34-25-10
30	12/13	Pittsburgh	3-4	116-92	15-12-3	70	3/14	@San Jose	2-3	256-222	34-26-10
31	12/14	@NY Islanders	3-3*	119-95	15-12-4	71	3/19	Edmonton	3-5	259-227	34-27-10
32	12/19	@Hartford	4-1	123-96	16-12-4	72	3/21	NY Islanders	2-2*	261-229	34-27-11
33	12/21	Chicago	1-1*	124-97	16-12-5	73	3/22	@NY Rangers	3-6	264-235	34-28-11
34	12/23	@NY Rangers	0-3	124-100	16-13-5	74	3/24	San Jose	4-3	268-238	35-28-11
35	12/26	@NY Islanders	5-5*	129-105	16-13-6	75	3/26	Boston	4-2	272-240	36-28-11
36	12/28	Buffalo	3-0	132-105	17-13-6	76	3/28	Quebec	5-2	277-242	37-28-11
37	12/29	Washington	3-4	135-109	17-14-6	77	3/29	@Philadelphia	4-5	281-247	37-29-11
38	12/31	@Pittsburgh	7-4	142-113	18-14-6	78	4/12	Washington	3-4*	284-251	37-30-11
39	1/2	Pittsburgh	4-0	146-113	19-14-6	79	4/13	Pittsburgh	5-1	289-252	38-30-11
40	1/4	NY Rangers	6-4	152-117	20-14-6	80	4/15	@NY Islanders	0-7	289-259	38-31-11

(40-37-7, 87 pts., 4th Place, Patrick Division)

SCORING

Player	GP	G	A	PTS	PIM	+	-	PP	GW	Player	GP	G	A	PTS	PIM	+	-	PP	GW
Claude Lemieux	77	30	51	81	155	3	13	3		Janne Ojanen	31	4	9	13	14	2	-	1	
Alexander Semak	82	37	42	79	70	24	4	6		Ken Daneyko	84	2	11	13	236	4	0	0	
Stephane Richer	78	38	45	73	44	1	-	7		Zdeno Ciger	27	4	8	12	2	8	-	2	
Valeri Zelepukin	78	23	41	64	70	19	5	2		Kevin Todd	30	5	5	10	16	4	0	0	2
Scott Stevens	81	12	45	57	120	14	8	1		Troy Mallette	34	4	3	7	56	3	0	0	
Bruce Driver	83	14	40	54	66	10	-	6	0	Tommy Albelin	36	1	5	6	14	E	1	1	
John MacLean	80	24	24	48	102	6	-	7	3	Doug Brown	15	0	5	5	2	3	0	0	
Peter Stastny	62	17	23	40	22	-	5	7	3	Ben Hankinson	4	2	1	3	9	2	0	0	
Scott Niedermayer	80	11	29	40	47	8	5	0		Claude Vilgrain	4	0	2	2	0	3	-	0	0
Bobby Holik	61	20	19	39	76	6	-	7	4	Jarrod Skalde	11	0	2	2	4	3	-	0	0
Bill Guerin	65	14	20	34	63	14	0	2		Brian Sullivan	2	0	1	1	0	1	-	0	0
Viacheslav Fetisov	76	4	23	27	158	7	1	0		Craig Billington	42	0	1	1	8	-	0	0	
Randy McKay	73	11	11	22	206	E	1	2		Jim Dowd	1	0	0	0	0	1	-	0	0
Scott Pellerin	45	10	11	21	41	1	-	1	0	David Emma	2	0	0	0	0	E	0	0	
Bernie Nicholls	23	5	15	20	40	3	1	0		Jason Miller	2	0	0	0	0	1	-	0	0
Tom Chorske	50	7	12	19	25	1	-	0	1	Jon Morris	2	0	0	0	0	1	-	0	0
Alexei Kasatonov	64	3	14	17	57	4	0	0		Myles O'Connor	7	0	0	0	9	4	-	0	0
Dave Barr	62	6	8	14	61	1	0	1		Chris Terreri	48	0	0	0	6	-	0	0	

GOALTENDERS

	GP	MIN	GA	EN	SO	AVG	W	L	T	SA	SAV%
Chris Terreri	48	2672	151	2	2	3.39	19	21	3	1324	.886
Craig Billington	42	2389	146	0	2	3.67	21	16	4	1178	.876

RESULTS

GM#	Date	Opponent	Score	GF-GA	Record	GM#	Date	Opponent	Score	GF-GA	Record
1	10/6	NY Islanders	4-3	4-3	1-0-0	43	1/14	Los Angeles	7-1	151-141	23-17-3
2	10/9	@Philadelphia	4-6	8-9	1-1-0	44	1/16	NY Islanders	3-5	154-146	23-18-3
3	10/10	NY Rangers	4-2	12-11	2-1-0	45	1/20	@Montreal	2-3	156-149	23-19-3
4	10/12	Washington	4-2	16-13	3-1-0	46	1/22	Montreal	6-2	162-151	24-19-3
5	10/14	@NY Rangers	1-6	17-19	3-2-0	47	1/23	@Boston	5-7	167-158	24-20-3
6	10/17	Philadelphia	2-0	19-19	4-2-0	48	1/26	@NY Islanders	2-8	169-166	24-21-3
7	10/20	Hartford	4-5	23-24	4-3-0	49	1/28	@Minnesota	2-4	171-170	24-22-3
8	10/22	@Chicago	6-5*	29-29	5-3-0	50	1/30	@St. Louis	2-2*	173-172	24-22-4
9	10/24	Pittsburgh	3-4	32-33	5-4-0	51	2/3	Calgary	4-5	177-177	24-23-4
10	10/28	@Hartford	4-3*	36-36	6-4-0	52	2/8	NY Rangers	5-4	182-181	25-23-4
11	10/30	NY Islanders	1-4	37-40	6-5-0	53	2/9	@Detroit	5-8	187-189	25-24-4
12	10/31	@NY Islanders	5-3	42-43	7-5-0	54	2/13	Philadelphia	6-4	193-193	26-24-4
13	11/5	@Los Angeles	2-5	44-48	7-6-0	55	2/14	Philadelphia	5-2	198-195	27-24-4
14	11/7	@San Jose	6-1	50-49	8-6-0	56	2/17	St. Louis	4-3	202-198	28-24-4
15	11/11	Montreal	3-8	53-57	8-7-0	57	2/19	Buffalo	3-3*	205-201	28-24-5
16	11/13	Washington	3-0	56-57	9-7-0	58	2/21	Quebec	3-6	208-207	28-25-5
17	11/14	@Washington	4-3*	60-60	10-7-0	59	2/23	@Pittsburgh	3-1	211-208	29-25-5
18	11/18	Buffalo	3-2	63-62	11-7-0	60	2/25	@Philadelphia	2-6	213-214	29-26-5
19	11/20	Pittsburgh	1-4	64-66	11-8-0	61	2/27	Ottawa	5-2	218-216	30-26-5
20	11/21	@Pittsburgh	0-2	64-68	11-9-0	62	2/28	Detroit	6-3	224-219	31-26-5
21	11/25	@Ottawa	1-3	65-71	11-10-0	63	3/3	@Hartford	7-4	231-223	32-26-5
22	11/28	@Quebec	6-3	71-74	12-10-0	64	3/5	Chicago	1-1*	232-224	32-26-6
23	12/1	Toronto	8-3	79-77	13-10-0	65	3/7	Philadelphia	7-3	239-227	33-26-6
24	12/3	@Ottawa	3-3*	82-80	13-10-1	66	3/9	@Vancouver	2-7	241-234	33-27-6
25	12/5	Boston	2-4	84-84	13-11-1	67	3/12	@Edmonton	4-6	245-240	33-28-6
26	12/6	@Buffalo	7-3	91-87	14-11-1	68	3/13	@Calgary	3-4	248-244	33-29-6
27	12/9	Washington	2-6	93-93	14-12-1	69	3/16	@Boston#	1-3	249-247	33-30-6
28	12/11	Pittsburgh	2-1	95-94	15-12-1	70	3/18	Edmonton	5-1	254-248	34-30-6
29	12/12	@Pittsburgh	5-6	100-100	15-13-1	71	3/20	Quebec	1-5	255-253	34-31-6
30	12/15	@Winnipeg	3-4	103-104	15-14-1	72	3/21	@Philadelphia	3-2	258-255	35-31-6
31	12/18	@Tampa Bay	2-0	105-104	16-14-1	73	3/23	Tampa Bay	9-3	267-258	36-31-6
32	12/21	NY Rangers	0-3	105-107	16-15-1	74	3/25	@Pittsburgh	3-4	270-262	36-32-6
33	12/23	@NY Rangers	5-4*	110-111	17-15-1	75	3/27	@Washington	5-2	275-264	37-32-6
34	12/27	Hartford	6-2	116-113	18-15-1	76	3/29	San Jose	5-0	280-264	38-32-6
35	12/29	@Quebec	1-4	117-117	18-16-1	77	3/31	@Buffalo	2-5	282-269	38-33-6
36	1/1	@Washington	2-9	119-126	18-17-1	78	4/3	@Toronto	0-1	282-270	38-34-6
37	1/2	Winnipeg	2-2*	121-128	18-17-2	79	4/4	Pittsburgh	2-5	284-275	38-35-6
38	1/4	@NY Rangers	3-3*	124-131	18-17-3	80	4/7	NY Rangers	5-2	289-277	39-35-6
39	1/6	Minnesota	5-1	129-132	19-17-3	81	4/10	@Washington	5-3	294-280	40-35-6
40	1/8	Ottawa	6-4	135-136	20-17-3	82	4/11	NY Islanders	4-5	298-285	40-36-6
41	1/9	@Boston	6-2	141-138	21-17-3	83	4/14	Pittsburgh	6-6*	304-291	40-36-7
42	1/12	Vancouver	3-2	144-140	22-17-3	84	4/16	@NY Islanders	4-8	308-299	40-37-7

* Denotes overtime

Denotes Neutral Site Games:
11/18 @ Hamilton, Ont.; 3/16 @ Providence, R.I.

(47-25-12, 106 pts., 2nd Place, Atlantic Division)

SCORING

Player	GP	G	A	PTS	PIM	+	-	PP	GW	Player	GP	G	A	PTS	PIM	+	-	PP	GW
Scott Stevens	83	18	60	78	112	53	5	4		Randy McKay	78	12	15	27	244	24	0	1	
Stephane Richer	80	36	36	72	16	31	7	9		Mike Peluso	69	4	16	20	238	19	0	0	
John MacLean	80	37	33	70	95	30	8	4		Tommy Albelin	62	2	17	19	36	20	1	1	
Valeri Zelepukin	82	26	31	57	70	36	8	0		Jaroslav Modry	41	2	15	17	18	10	2	0	
Corey Millen	78	20	30	50	52	24	4	3		Jim Dowd	15	5	10	15	0	8	2	0	
Bernie Nicholls	61	19	27	46	86	24	3	1		Viacheslav Fetisov	52	1	14	15	30	14	0	0	
Scott Niedermayer	81	10	36	46	42	34	5	2		David Emma	15	5	5	10	2	E	1	2	
Bill Guerin	81	25	19	44	101	14	2	3		Ken Daneyko	78	1	9	10	176	27	0	1	
Claude Lemieux	79	18	26	44	86	13	5	5		Jason Smith	41	0	5	5	43	7	0	0	
Tom Chorske	76	21	20	41	32	14	1	4		Chris Terreri	44	0	2	2	4	-	0	0	
Bobby Holik	70	13	20	33	72	28	2	3		Ben Hankinson	13	1	0	1	23	E	0	1	
Bob Carpenter	76	10	23	33	51	7	0	1		Scott Pellerin	1	0	0	0	2	E	0	0	
Bruce Driver	66	8	24	32	63	29	3	0		Peter Sidorkiewicz	3	0	0	0	0	-	0	0	
Alexander Semak	54	12	17	29	22	6	2	2		Martin Brodeur	47	0	0	0	2	-	0	0	

GOALTENDERS

	GP	MIN	GA	EN	SO	AVG	W	L	T	SA	SAV%
Martin Brodeur	47	2625	105	0	3	2.40	27	11	8	1238	.915
Chris Terreri	44	2340	106	2	2	2.72	20	11	4	1141	.907
Peter Sidorkiewicz	3	130	6	1	0	2.77	0	3	0	55	.891

RESULTS

GM#	Date	Opponent	Score	GF-GA	Record	GM#	Date	Opponent	Score	GF-GA	Record
1	10/6	Tampa Bay	2-1	2-1	1-0-0	43	1/14	@Washington	5-2	154-119	25-14-4
2	10/8	@Washington	6-3	8-4	2-0-0	44	1/15	Los Angeles	3-5	157-124	25-15-4
3	10/9	Washington	6-4	14-8	3-0-0	45	1/19	@Winnipeg	4-0	161-124	26-15-4
4	10/12	Winnipeg	7-4	21-12	4-0-0	46	1/24	@Dallas	6-2	167-126	27-15-4
5	10/16	@NY Islanders	6-3	27-15	5-0-0	47	1/26	@Edmonton	3-3*	170-129	27-15-5
6	10/20	Anaheim	4-0	31-15	6-0-0	48	1/28	@Calgary	2-2*	172-131	27-15-6
7	10/23	Florida	2-1	33-16	7-0-0	49	1/29	@Vancouver	3-6	175-137	27-16-6
8	10/26	Montreal	0-2	33-18	7-1-0	50	2/2	Buffalo	2-3	177-140	27-17-6
9	10/30	Philadelphia	5-3	38-21	8-1-0	51	2/4	Ottawa	5-2	182-142	28-17-6
10	10/31	@NY Rangers#	1-4	39-25	8-2-0	52	2/5	Pittsburgh	7-3	189-145	29-17-6
11	11/3	@Los Angeles	2-3	41-28	8-3-0	53	2/10	Vancouver	7-3	196-148	30-17-6
12	11/5	@Anaheim	6-3	47-31	9-3-0	54	2/12	@Boston	3-5	199-153	30-18-6
13	11/7	@San Jose	2-1	49-32	10-3-0	55	2/13	@Tampa Bay	3-3*	202-156	30-18-7
14	11/10	NY Islanders	5-3	54-35	11-3-0	56	2/17	@Toronto	1-2	203-158	30-19-7
15	11/11	@Philadelphia	5-3	59-38	12-3-0	57	2/19	Tampa Bay	5-4	208-162	31-19-7
16	11/13	San Jose	2-4	61-42	12-4-0	58	2/20	@Chicago	1-1*	209-163	31-19-8
17	11/17	Buffalo	4-0	65-42	13-4-0	59	2/23	@Detroit	7-2	216-165	32-19-8
18	11/18	@Ottawa	5-2	70-44	14-4-0	60	2/24	NY Rangers	1-3	217-168	32-20-8
19	11/20	Detroit	3-4*	73-48	14-5-0	61	2/26	@Hartford	1-1*	218-169	32-20-9
20	11/23	@Quebec	1-1*	74-49	14-5-1	62	2/28	St. Louis	5-1	223-170	33-20-9
21	11/24	@Buffalo	5-3	79-52	15-5-1	63	3/2	@Florida	3-2	226-172	34-20-9
22	11/26	@St. Louis	6-6*	85-58	15-5-2	64	3/3	@Tampa Bay	5-4*	231-176	35-20-9
23	11/30	NY Rangers	1-3	86-61	15-6-2	65	3/5	Calgary	6-3	237-179	36-20-9
24	12/2	@Pittsburgh	2-2*	88-63	15-6-3	66	3/7	Quebec	2-2*	239-181	36-20-10
25	12/4	Chicago	2-2*	90-65	15-6-4	67	3/10	Hartford	4-0	243-181	37-20-10
26	12/5	@NY Rangers	1-2	91-67	15-7-4	68	3/12	Boston	2-1	245-182	38-20-10
27	12/8	@Montreal	4-2	95-69	16-7-4	69	3/13	Dallas	4-0	249-182	39-20-10
28	12/9	Quebec	2-3	97-72	16-8-4	70	3/15	@NY Islanders	2-3	251-185	39-21-10
29	12/11	Edmonton	5-2	102-74	17-8-4	71	3/17	@Buffalo	6-1	257-186	40-21-10
30	12/14	@NY Islanders	1-4	103-78	17-9-4	72	3/19	@Boston	8-6	265-192	41-21-10
31	12/15	Boston	4-5	107-83	17-10-4	73	3/21	@Florida	3-3*	268-195	41-21-11
32	12/18	@Quebec	6-2	113-85	18-10-4	74	3/24	Tampa Bay	2-1	270-196	42-21-11
33	12/19	Philadelphia	4-2	117-87	19-10-4	75	3/26	Philadelphia	7-2	277-198	43-21-11
34	12/22	@Hartford	3-6	120-93	19-11-4	76	3/27	Quebec#	5-2	282-200	44-21-11
35	12/23	Toronto	3-2	123-95	20-11-4	77	3/29	Montreal	5-2	287-202	45-21-11
36	12/26	@NY Rangers	3-8	126-103	20-12-4	78	4/1	@Washington	1-2	288-204	45-22-11
37	12/28	Hartford	4-2	130-105	21-12-4	79	4/2	NY Rangers	2-4	290-208	45-23-11
38	1/1	@Ottawa	7-1	137-106	22-12-4	80	4/6	@Pittsburgh	1-3	291-211	45-24-11
39	1/4	NY Islanders	6-3	143-109	23-12-4	81	4/8	Pittsburgh	7-2	298-213	46-24-11
40	1/7	Florida	4-1	147-110	24-12-4	82	4/10	@Florida	2-2*	300-215	46-24-12
41	1/9	Washington	0-4	147-114	24-13-4	83	4/12	@Philadelphia	2-4	302-219	46-25-12
42	1/12	@Montreal	2-3	149-117	24-14-4	84	4/14	Ottawa	4-1	306-220	47-25-12

(22-18-8, 52 pts., 2nd Place, Atlantic Division)

SCORING

Player	GP	G	A	PTS	PIM	+/	PP	GW	Player	GP	G	A	PTS	PIM	+/	PP	GW
Stephane Richer	45	23	16	39	10	8	1	5	Shawn Chambers	21	2	5	7	6	2	1	0
John MacLean	46	17	12	29	32	13	2	0	Corey Millen	17	2	3	5	8	2	0	0
Neal Broten	30	8	20	28	20	9	2	3	Jim Dowd	10	1	4	5	0	5	-	1
Bill Guerin	48	12	13	25	72	6	4	3	Valeri Zelepukin	4	1	2	3	6	3	0	0
Scott Stevens	48	2	20	22	56	4	1	1	Danton Cole	12	1	2	3	8	E	0	0
Bobby Holik	48	10	10	20	18	9	0	2	Ken Daneyko	25	1	2	3	54	4	0	0
Claude Lemieux	45	6	13	19	86	2	1	1	Chris McAlpine	24	0	3	3	17	4	0	0
Scott Niedermayer	48	4	15	19	18	19	4	0	Martin Brodeur	40	0	2	2	2	-	0	0
Tom Chorske	42	10	8	18	16	4	-	0	Viacheslav Fetisov	4	0	1	1	0	2	-	0
Brian Rolston	40	7	11	18	17	5	2	3	David Emma	6	0	1	1	0	2	-	0
Bob Carpenter	41	5	11	16	19	1	-	0	Kevin Dean	17	0	1	1	4	6	0	0
Bruce Driver	41	4	12	16	18	1	-	1	Jason Smith	2	0	0	0	0	3	-	0
Tommy Albelin	48	5	10	15	20	9	2	0	Ben Hankinson	8	0	0	0	7	6	-	0
Sergei Brylin	26	6	8	14	8	12	0	0	Reid Simpson	9	0	0	0	27	1	-	0
Randy McKay	33	5	7	12	44	10	0	0	Jaroslav Modry	11	0	0	0	0	1	-	0
Mike Peluso	46	2	9	11	167	5	0	1	Chris Terreri	15	0	0	0	0	-	0	0
Alexander Semak	19	2	6	8	13	4	-	0									

GOALTENDERS

	GP	MIN	GA	EN	SO	AVG	W	L	T	SA	SAV%
Martin Brodeur	40	2184	89	1	3	2.45	19	11	6	908	.902
Chris Terreri	15	734	31	0	0	2.53	3	7	2	309	.900

RESULTS

GM#	Date	Opponent	Score	GF-GA	Record	GM#	Date	Opponent	Score	GF-GA	Record
1	1/22	@Hartford	2-2*	2-2	0-0-1	25	3/14	Ottawa	4-2	69-68	10-11-4
2	1/25	@Buffalo	1-2	3-4	0-1-1	26	3/16	Hartford	2-2*	71-70	10-11-5
3	1/26	@Boston	0-1*	3-5	0-2-1	27	3/18	Tampa Bay	1-2	72-72	10-12-5
4	1/28	@Montreal	1-5	4-10	0-3-1	28	3/19	Boston	4-3*	76-75	11-12-5
5	1/31	Buffalo	2-1	6-11	1-3-1	29	3/22	@NY Rangers	5-2	81-77	12-12-5
6	2/2	Quebec	5-4	11-15	2-3-1	30	3/24	@Pittsburgh	2-5	83-82	12-13-5
7	2/4	@Quebec	0-2	11-17	2-4-1	31	3/26	@NY Islanders	5-5*	88-87	12-13-6
8	2/5	Pittsburgh	3-3*	14-20	2-4-2	32	3/29	@Ottawa	4-2	92-89	13-13-6
9	2/9	NY Rangers	4-1	18-21	3-4-2	33	3/30	@Philadelphia	4-3	96-92	14-13-6
10	2/11	Philadelphia	1-3	19-24	3-5-2	34	4/1	Montreal	4-1	100-93	15-13-6
11	2/12	@Florida	4-2	23-26	4-5-2	35	4/4	Tampa Bay	1-1*	101-94	15-13-7
12	2/15	Washington	4-2	27-28	5-5-2	36	4/5	@Ottawa	2-0	103-94	16-13-7
13	2/17	NY Islanders	2-2*	29-30	5-5-3	37	4/9	NY Rangers	2-0	105-94	17-13-7
14	2/18	@NY Islanders	2-3	31-33	5-6-3	38	4/10	@Montreal	1-2	106-96	17-14-7
15	2/20	@Washington	2-0	33-33	6-6-3	39	4/12	@Washington	2-1	108-97	18-14-7
16	2/23	Boston	2-3	35-36	6-7-3	40	4/14	NY Islanders	6-3	114-100	19-14-7
17	2/25	Washington	3-3*	38-39	6-7-4	41	4/16	Hartford	3-2	117-102	20-14-7
18	2/27	Montreal	6-1	44-40	7-7-4	42	4/18	@Tampa Bay	2-3	119-105	20-15-7
19	3/2	@Boston	2-7	46-47	7-8-4	43	4/20	@Florida	0-1	119-106	20-16-7
20	3/4	Florida	6-1	52-48	8-8-4	44	4/22	Philadelphia	3-4*	122-110	20-17-7
21	3/6	@Quebec	3-6	55-54	8-9-4	45	4/26	Pittsburgh	3-3*	125-113	20-17-8
22	3/8	@NY Rangers	4-6	59-60	8-10-4	46	4/28	Florida	3-1	128-114	21-17-8
23	3/10	@Tampa Bay	3-2	62-62	9-10-4	47	4/30	Quebec	4-2	132-116	22-17-8
24	3/12	@Philadelphia	3-4	65-66	9-11-4	48	5/3	@Buffalo	4-5	136-121	22-18-8

*Denotes overtime

1994-95 STANLEY CUP CHAMPIONSHIP NOTES

- The Devils' .542 regular-season winning percentage was the lowest for a Stanley Cup Champion since Toronto went 32-27-11 (.536) in 1966-67.
- The club started all of its playoff series on the road; no other champion had accomplished that feat since the 16-team playoff format was introduced in 1979-80. The 1966-67 Maple Leafs were the last team to start all of their playoff series on the road. In 1966-67, just four clubs qualified for the playoffs, and there were just two rounds.
- New Jersey went 10-1 on the road in the playoffs. The 10 wins are an NHL record (since tied).
- The Devils became the sixth NHL club to win a championship in their first Stanley Cup Finals appearance, and the first ever to sweep.

(37-33-12, 86 pts., 6th Place, Atlantic Division)

SCORING

Player	GP	G	A	PTS	PIM	+/	PP	GW	Player	GP	G	A	PTS	PIM	+/	PP	GW
Steve Thomas	81	26	35	61	98	2	-	6	Bob Carpenter	52	5	5	10	14	10	-	0
Bill Guerin	80	23	30	53	116	7	8	6	Steve Sullivan	16	5	4	9	8	3	2	1
John MacLean	76	20	28	48	91	3	3	3	Sergei Brylin	50	4	5	9	26	2	-	1
Petr Sykora	63	18	24	42	32	7	8	3	Ken Daneyko	80	2	4	6	115	10	-	0
Scott Niedermayer	79	8	25	33	46	5	6	0	Reid Simpson	23	1	5	6	79	2	0	0
Stephane Richer	73	20	12	32	30	8	-	3	Kevin Dean	41	0	6	6	28	4	0	0
Bobby Holik	63	13	17	30	58	9	1	1	Denis Pederson	10	3	1	4	0	1	-	2
Scott Stevens	82	5	23	28	100	7	2	1	Scott Pellerin	6	2	1	3	0	1	0	0
Brian Rolston	58	13	11	24	8	9	3	4	Ricard Persson	12	2	1	3	8	5	1	0
Neal Broten	55	7	16	23	14	3	-	1	Jason Smith	64	2	1	3	96	5	0	0
Shawn Chambers	64	2	21	23	18	1	2	1	Esa Tikkanen	9	0	2	2	4	6	-	0
Randy McKay	76	11	10	21	145	7	3	3	Jocelyn Lemieux	18	0	1	1	4	7	-	0
Phil Housley	22	1	15	16	8	4	-	0	Martin Brodeur	77	0	1	1	6	-	0	0
Valeri Zelepukin	61	6	9	15	107	10	-	3	Patrik Elias	1	0	0	0	0	1	-	0
Dave Andreychuk	15	8	5	13	10	2	2	0	Chris Terreri	4	0	0	0	0	-	0	0
Jim Dowd	28	4	9	13	17	1	-	0	Cale Hulse	8	0	0	0	15	2	-	0
Tommy Albelin	53	1	12	13	14	E	0	0	Corey Schwab	10	0	0	0	31	-	0	0
Mike Peluso	57	3	8	11	146	4	0	0									

GOALTENDERS

	GP	MIN	GA	EN	SO	AVG	W	L	T	SA	SAV%
Corey Schwab	10	331	12	0	0	2.18	0	3	0	119	.899
Martin Brodeur	77	4433	173	8	6	2.34	34	30	12	1954	.911
Chris Terreri	4	210	9	0	0	2.57	3	0	0	92	.902

RESULTS

GM#	Date	Opponent	Score	GF-GA	Record	GM#	Date	Opponent	Score	GF-GA	Record
1	10/7	Florida	4-0	4-0	1-0-0	42	1/11	San Jose	1-2	105-106	18-20-4
2	10/12	Winnipeg	4-1	8-1	2-0-0	43	1/13	@Boston	2-3	107-109	18-21-4
3	10/14	@Montreal	4-1	12-2	3-0-0	44	1/14	Dallas	7-2	114-111	19-21-4
4	10/15	@Buffalo	4-3	16-5	4-0-0	45	1/16	Boston	2-4	116-115	19-22-4
5	10/17	Edmonton	1-3	17-8	4-1-0	46	1/23	Los Angeles	3-1	119-116	20-22-4
6	10/19	Detroit	4-2	21-10	5-1-0	47	1/25	Washington	3-1	122-117	21-22-4
7	10/21	Ottawa	4-1	25-11	6-1-0	48	1/27	@Hartford	4-4*	126-121	21-22-5
8	10/25	Vancouver	2-4	27-15	6-2-0	49	1/30	@Vancouver	3-2*	129-123	22-22-5
9	10/28	Pittsburgh	3-5	30-20	6-3-0	50	2/1	@Calgary	1-1*	130-124	22-22-6
10	10/31	@Edmonton	1-2	31-22	6-4-0	51	2/3	@Ottawa	3-2*	133-126	23-22-6
11	11/2	@San Jose	3-3*	34-25	6-4-1	52	2/7	Pittsburgh	1-1*	134-127	23-22-7
12	11/4	@Los Angeles	4-2	38-27	7-4-1	53	2/10	NY Rangers	3-0	137-127	24-22-7
13	11/5	@Anaheim	1-6	39-33	7-5-1	54	2/11	Anaheim	2-4	139-131	24-23-7
14	11/8	Calgary	1-2	40-35	7-6-1	55	2/16	@Buffalo	2-2*	141-133	24-23-8
15	11/11	Philadelphia	4-2	44-37	8-6-1	56	2/18	Washington	3-0	144-133	25-23-8
16	11/12	@Philadelphia	3-2	47-39	9-6-1	57	2/19	@Philadelphia	1-4	145-137	25-24-8
17	11/14	Hartford	1-0	48-39	10-6-1	58	2/21	Florida	1-4	146-141	25-25-8
18	11/16	@Boston	2-2*	50-41	10-6-2	59	2/23	Montreal	6-5	152-146	26-25-8
19	11/18	Buffalo	4-5	54-46	10-7-2	60	2/24	@Washington	2-1	154-147	27-25-8
20	11/21	@Florida	3-4	57-50	10-8-2	61	3/1	NY Islanders	6-2	160-149	28-25-8
21	11/22	@Tampa Bay	1-3	58-53	10-9-2	62	3/2	@Ottawa	4-1	164-150	29-25-8
22	11/25	@Dallas	0-2	58-55	10-10-2	63	3/4	@NY Rangers	2-2*	166-152	29-25-9
23	11/27	@NY Rangers	1-1*	59-56	10-10-3	64	3/6	@Toronto	2-2*	168-154	29-25-10
24	11/29	Colorado	4-3*	63-59	11-10-3	65	3/9	@Pittsburgh	4-3*	172-157	30-25-10
25	12/1	Tampa Bay	5-1	68-60	12-10-3	66	3/10	@Philadelphia	3-2*	175-159	31-25-10
26	12/2	@NY Islanders	1-4	69-64	12-11-3	67	3/13	Montreal	1-1*	176-160	31-25-11
27	12/6	@Montreal	2-4	71-68	12-12-3	68	3/15	Tampa Bay	5-0	181-160	32-25-11
28	12/7	Toronto	1-2	72-70	12-13-3	69	3/17	@Florida	0-3	181-163	32-26-11
29	12/9	NY Islanders	4-2	76-72	13-13-3	70	3/20	Boston	1-2	182-165	32-27-11
30	12/11	Florida	1-2	77-74	13-14-3	71	3/22	Chicago	2-4	184-169	32-28-11
31	12/15	@Detroit	1-3	78-77	13-15-3	72	3/23	@NY Islanders	3-2*	187-171	33-28-11
32	12/16	Buffalo	2-3	80-80	13-16-3	73	3/26	@Tampa Bay	6-4	193-175	34-28-1

(45-23-14, 104 pts., 1st Place, Atlantic Division)

SCORING

Player	GP	G	A	PTS	PIM	+/-	PP	GW	Player	GP	G	A	PTS	PIM	+/-	PP	GW
Bobby Holik	82	23	39	62	54	24	5	6	Dave Ellet	20	2	5	7	6	2	1	1
Dave Andreychuk	82	27	34	61	48	38	4	2	Kevin Dean	28	2	4	6	6	2	0	0
John MacLean	80	29	25	54	49	11	5	6	Patrik Elias	17	2	3	5	2	4	-	0
Bill Guerin	82	29	18	47	95	2	7	9	Sergei Brylin	29	2	2	4	20	13	-	0
Brian Rolston	81	18	27	45	20	6	2	3	Reid Simpson	27	0	4	4	60	E	0	0
Valeri Zelepukin	71	14	24	38	36	10	-	3	Martin Brodeur	67	0	4	4	8	-	0	0
Scott Niedermayer	81	5	30	35	64	4	-	3	Petr Sykora	19	1	2	3	4	8	-	0
Steve Thomas	57	15	19	34	46	9	1	2	Jason Smith	57	1	2	3	38	8	-	0
Denis Pederson	70	12	20	32	62	7	3	3	Peter Zezel	18	0	3	3	4	4	0	0
Randy McKay	77	9	18	27	109	15	0	2	Mike Peluso	20	0	2	2	68	E	0	0
Scott Stevens	79	5	19	24	70	26	0	1	Pascal Rheume	2	1	0	1	0	1	0	0
Steve Sullivan	33	8	14	22	14	9	2	2	Neal Broten	3	0	1	1	0	1	-	0
Doug Gilmour	20	7	15	22	22	7	2	0	Krzysztof Oliwa	1	0	0	0	5	1	-	0
Shawn Chambers	73	4	17	21	19	17	1	0	Ricard Persson	1	0	0	0	0	E	0	0
Bob Carpenter	62	4	15	19	14	6	0	0	Vadim Sharifjanov	2	0	0	0	0	E	0	0
Lyle Odelein	79	3	13	16	110	16	1	2	Jeff Reese	3	0	0	0	0	-	0	0
Jay Pandolfo	46	6	8	14	6	1	-	0	Mike Dunham	26	0	0	0	2	-	0	0
Ken Daneyko	77	2	7	9	70	24	0	0									

GOALTENDERS

	GP	MIN	GA	EN	SO	AVG	W	L	T	SA	SAV%
Martin Brodeur	67	3838	120	5	10	1.88	37	14	13	1633	.927
Mike Dunham	26	1013	43	1	2	2.55	8	7	1	456	.906
Jeff Reese	3	139	13	0	0	5.61	0	2	0	65	.800

RESULTS

GM#	Date	Opponent	Score	GF-GA	Record	GM#	Date	Opponent	Score	GF-GA	Record
1	10/5	@Detroit	3-1	3-1	1-0-0	42	11/2	@NY Rangers	0-3	109-108	21-16-5
2	10/7	@Philadelphia	1-3	4-4	1-1-0	43	11/4	Boston	4-2	113-110	22-16-5
3	10/12	Dallas	2-4	6-8	1-2-0	44	11/21	@Los Angeles	4-1	117-111	23-16-5
4	10/15	Montreal	3-2	9-10	2-2-0	45	11/22	@Anaheim	1-3	118-114	23-17-5
5	10/18	Ottawa	2-2*	11-12	2-2-1	46	11/24	@San Jose	3-1	121-115	24-17-5
6	10/19	@Hartford	2-6	13-18	2-3-1	47	11/29	Ottawa	1-1*	122-116	24-17-6
7	10/24	San Jose	3-1	16-19	3-3-1	48	11/31	Toronto	3-3*	125-119	24-17-7
8	10/26	@Tampa Bay	4-1	20-20	4-3-1	49	2/1	@Montreal	4-4*	129-123	24-17-8
9	10/29	@Boston	2-5	22-25	4-4-1	50	2/5	NY Islanders	4-1	133-124	25-17-8
10	10/30	NY Rangers	1-6	23-31	4-5-1	51	2/7	Florida	2-2*	135-126	25-17-9
11	11/2	Tampa Bay	2-1	25-32	5-5-1	52	2/8	Philadelphia	4-2	139-128	26-17-9
12	11/6	@Detroit	2-0	27-32	6-5-1	53	2/12	@Hartford	3-2	142-130	27-17-9
13	11/7	@Chicago	4-2	31-34	7-5-1	54	2/13	Hartford	4-0	146-130	28-17-9
14	11/9	NY Islanders	4-0	35-34	8-5-1	55	2/15	@Montreal	4-1	150-131	29-17-9
15	11/12	Washington	3-2*	38-36	9-5-1	56	2/17	@NY Rangers	2-2*	152-133	29-17-10
16	11/14	Vancouver	0-3	38-39	9-6-1	57	2/19	NY Rangers	1-1*	153-134	29-17-11
17	11/16	Tampa Bay	6-3	44-42	10-6-1	58	2/20	@Florida	2-2*	155-136	29-17-12
18	11/19	@Ottawa	2-1	46-43	11-6-1	59	2/22	@Tampa Bay	1-3	156-139	29-18-12
19	11/22	Washington	1-5	47-48	11-7-1	60	2/26	@NY Islanders	5-3	161-142	30-18-12
20	11/23	@Washington	3-4	50-52	11-8-1	61	2/27	Buffalo	4-1	165-143	31-18-12
21	11/27	@Dallas	3-2	53-54	12-8-1	62	3/1	Pittsburgh	6-3	171-146	32-18-12
22	11/28	@Phoenix	3-4*	56-58	12-9-1	63	3/4	@Pittsburgh	3-1	174-147	33-18-12
23	11/30	@Colorado	1-2	57-60	12-10-1	64	3/5	@Philadelphia	3-1	177-148	34-18-12
24	12/3	Florida	2-0	59-60	13-10-1	65	3/8	@NY Islanders	1-5	178-153	34-19-12
25	12/5	Calgary	2-1	61-61	14-10-1	66	3/9	@Buffalo	4-1	182-154	35-19-12
26	12/7	Phoenix	3-4*	64-65	14-11-1	67	3/11	Edmonton	6-1	188-155	36-19-12
27	12/10	@Toronto	5-2	69-67	15-11-1	68	3/13	Hartford	6-0	194-155	37-19-12
28	12/12	@Boston	7-4	76-71	16-11-1	69	3/15	Washington	3-2	197-157	38-19-12
29	12/14	Montreal	3-3*	79-74	16-11-2	70	3/17	Florida	1-4	198-161	38-20-12
30	12/16	@Calgary	5-0	84-74	17-11-2	71	3/19	@Washington	2-2*	200-163	38-20-13
31	12/18	@Vancouver	2-1	86-75	18-11-2	72	3/22	@Pittsburgh	3-2	203-165	39-20-13
32	12/20	@Edmonton	3-2	89-77	19-11-2	73	3/25	Philadelphia	3-4	206-169	39-21-13
33	12/23	Buffalo	0-0*	89-77	19-11-3	74	3/27	NY Rangers	4-0	210-169	40-21-13
34	12/26	@NY Islanders	1-4	90-81	19-12-3	75	3/30	Los Angeles	5-2	215-171	41-21-13
35	12/28	Anaheim	5-3	95-84	20-12-3	76	4/1	@Washington	1-0	216-171	42-21-13
36	12/31	@Buffalo	5-6	100-90	20-13-3	77	4/4	Tampa Bay	3-0	219-171	43-21-13
37	1/2	Pittsburgh	1-6	101-96	20-14-3	78	4/6	@St. Louis	2-0	221-171	44-21-13
38	1/3	@Ottawa	1-0	102-96	21-14-3	79	4/8	@Tampa Bay	2-2*	223-173	44-21-14
39	1/5	St. Louis	3-5	105-101	21-15-3	80	4/9	@Florida	2-4	225-177	44-22-14
40	1/8	Colorado	1-1*	106-102	21-15-4	81	4/11	Boston	2-0	227-177	45-22-14
41	1/10	Chicago	3-3*	109-105	21-15-5	82	4/13	@Philadelphia	4-5	231-182	45-23-14

*Denotes overtime

(48-23-11, 107 pts., 1st Place, Atlantic Division)

SCORING

Player	GP	G	A	PTS	PIM	+/-	PP	GW	Player	GP	G	A	PTS	PIM	+/-	PP	GW	
Bobby Holik	82	29	36	65	100	23	8	8	Valeri Zelepukin	35	2	8	10	32	E	0	0	
Scott Niedermayer	81	14	43	57	27	5	11	1	Brendan Morrison	11	5	4	9	0	3	0	1	
Doug Gilmour	63	13	40	53	68	10	3	5	Kevin Dean	50	1	8	9	12	12	1	0	
Randy McKay	74	24	24	48	86	30	8	5	Brad Bombardier	43	1	5	6	8	11	0	0	
Dave Andreychuk	75	14	34	48	26	19	4	2	Sergei Brylin	18	2	3	5	0	4	0	0	
Patrik Elias	74	18	19	37	28	18	5	6	Krzysztof Oliwa	73	2	3	5	295	3	0	2	
Petr Sykora	58	16	20	36	22	E	3	4	Jay Pandolfo	23	1	3	4	4	4	-	0	
Jason Arnott	35	5	10	15	21	8	-	3	Peter Zezel	5	0	3	3	0	2	0	0	
Brian Rolston	76	16	14	30	16	7	0	1	Scott Daniels	26	0	3	3	102	1	0	0	
Denis Pederson	80	15	13	28	97	6	-	7	Martin Brodeur	70	0	3	3	10	-	0	0	
Scott Stevens	80	4	22	26	80	19	1	1	Vlastimil Kroupa	2	0	1	1	0	1	0	0	
Steve Thomas	55	14	10	24	32	4	3	4	Mike Dunham	15	0	1	1	0	-	0	0	
Lyle Odelein	79	4	19	23	171	11	1	0	Ken Daneyko	37	0	1	1	57	3	0	0	
Doug Bodger	49	5	5	10	25	1	-	3	0	Rich Shulmistra	1	0	0	0	0	-	0	0
Bob Carpenter	66	9	9	18	22	4	-	0	1	Peter Sidorkiewicz	1	0	0	0	0	-	0	0
John MacLean	26	3	8	11	14	6	-	1	1	Sasha Lakovic	2	0	0	0	5	E	0	0
Bill Guerin	19	5	5	10	13	E	1	2	Reid Simpson	6	0	0	0	16	2	-	0	0
Sheldon Souray	60	3	7	10	85	18	0	1	Ken Sutton	13	0	0	0	6	1	0	0	

GOALTENDERS

	GP	MIN	GA	EN	SO	AVG	W	L	T	SA	SAV%
Martin Brodeur	70	4128	130	4	10	1.89	43	17	8	1569	.917
Rich Shulmistra	1	62	2	0	0	1.94	0	1	0	30	.933
Mike Dunham	15	773	29	0	1	2.25	5	5	3	332	.913
Peter Sidorkiewicz	1	20	1	0	0	3.00	0	0	0	8	.875

RESULTS

GM#	Date	Opponent	Score	GF-GA	Record	GM#	Date	Opponent	Score	GF-GA	Record
1	10/3	@ Tampa Bay	4-3	4-3	1-0-0	42	11/2	Pittsburgh	3-1	127-87	27-13-2
2	10/4	@ Washington	1-4	5-7	1-1-0	43	1/9	Tampa Bay	4-1	131-88	28-13-2
3	10/8	Philadelphia	4-1	9-8	2-1-0	44	1/10	@ Pittsburgh	1-4	132-92	28-14-2
4	10/10	@ Carolina	1-2	10-10	2-2-0	45	1/12	@ Boston	1-1*	133-93	28-14-3
5	10/11	Buffalo	3-2	13-12	3-2-0	46	1/14	NY Rangers	4-1	137-94	29-14-3
6	10/17	@ Ottawa	2-4	15-16	3-3-0	47	1/20	Detroit	3-1	140-95	30-14-3
7	10/18	Tampa Bay	5-0	20-16	4-3-0	48	1/22	Pittsburgh	2-3	142-98	30-15-3
8	10/23	Montreal	2-1*	22-17	5-3-0	49	1/24	@ NY Rangers	3-3*	145-101	30-15-4
9	10/25	San Jose	3-4	25-21	5-4-0	50	1/25	@ Montreal	3-1	148-102	31-15-4
10	10/27	@ Philadelphia	5-0	30-21	6-4-0	51	1/28	@ Edmonton	1-1*	149-103	31-15-5
11	10/30	Vancouver	8-1	38-22	7-4-0	52	1/30	@ Vancouver	1-3	150-106	31-16-5
12	11/1	Washington	3-1	41-23	8-4-0	53	1/31	@ Calgary	2-2*	152-108	31-16-6
13	11/4	Los Angeles	0-3	41-26	8-5-0	54	2/2	@ Ottawa	1-0	153-108	32-16-6
14	11/5	@ Florida	4-2	45-28	9-5-0	55	2/4	Ottawa	2-0	155-108	33-16-6
15	11/8	Boston	2-0	47-28	10-5-0	56	2/7	@ NY Islanders	3-2	158-110	34-16-6
16	11/10	@ NY Islanders	3-1	50-29	11-5-0	57	2/25	@ Florida	3-2	161-112	35-16-6
17	11/12	@ NY Rangers	3-2	53-31	12-5-0	58	2/26	@ Tampa Bay	4-1	165-113	36-16-6
18	11/14	Colorado	4-1	57-32	13-5-0	59	2/28	Carolina	4-3	169-116	37-16-6
19	11/15	@ Buffalo	3-2	60-34	14-5-0	60	3/2	Philadelphia	4-3	173-119	38-16-6
20	11/18	Calgary	2-1	62-35	15-5-0	61	3/5	Boston	1-1*	174-120	38-16-7
21	11/20	NY Islanders	5-1	67-36	16-5-0	62	3/7	NY Rangers	6-3	180-123	39-16-7
22	11/22	Florida	1-2*	68-38	16-6-0	63	3/9	@ NY Rangers	2-2*	182-125	39-16-8
23	11/26	@ Anaheim	0-2	68-40	16-7-0	64	3/10	@ Philadelphia	2-2*	184-127	39-16-9
24	11/28	@ San Jose	4-2	72-42	17-7-0	65	3/12	@ Carolina	2-0	186-127	40-16-9
25	11/29	@ Los Angeles	1-4	73-46	17-8-0	66	3/14	@ Montreal	2-4	188-131	40-17-9
26	12/2	St Louis	1-3	74-49	17-9-0	67	3/18	Anaheim	3-0	191-131	41-17-9
27	12/4	@ Pittsburgh	4-0	78-49	18-9-0	68	3/20	@ Washington	0-2	191-133	41-18-9
28	12/6	Tampa Bay	4-2	82-51	19-9-0	69	3/21	Washington	3-2	194-135	42-18-9
29	12/10	Edmonton	4-2	86-53	20-9-0	70	3/24	Philadelphia	3-2	197-137	43-18-9
30	12/12	Montreal	5-2	91-55	21-9-0	71	3/26	@ Colorado	2-0	199-137	44-18-9
31	12/13	@ Toronto	3-0	94-55	22-9-0	72	3/28	@ Phoenix	3-0	202-137	45-18-9
32	12/16	NY Rangers	4-3	98-58	23-9-0	73	3/29	@ Dallas	1-3	203-140	45-19-9
33	12/18	@ St. Louis	4-4*	102-62	23-9-1	74	4/1	Carolina	0-4	203-144	45-20-9
34	12/19	@ Detroit	4-5	106-67	23-10-1	75	4/3	Ottawa	2-3	205-147	45-21-9
35	12/23	@ Washington	1-1*	107-68	23-10-2	76	4/5	Phoenix	3-2	208-149	46-21-9
36	12/26	NY Islanders	4-3	111-71	24-10-2	77	4/8	@ NY Islanders	2-3	210-152	46-22-9
37	12/29	@ Buffalo	3-1	114-72	25-10-2	78	4/11	@ Boston	3-2	213-154	47-22-9
38	12/30	Chicago	2-6	116-78	25-11-2	79	4/12	Florida	5-5*	218-159	47-22-10
39	1/1	@ Florida	1-2*	117-80	25-12-2	80	4/15	Buffalo	5-4*	223-163	48-22-10
40	1/3	Toronto	4-2	121-82	26-12-2	81	4/16	@ Chicago	1-1*	224-164	48-22-11
41	1/5	Dallas	3-4*	124-86	26-13-2	82	4/18	NY Islanders	1-2	225-166	48-23-11

(47-24-11, 105 pts., 1st Place, Atlantic Division)

SCORING

Player	GP	G	A	PTS	PIM	+/-	PP	GW	Player	GP	G	A	PTS	PIM	+/-	PP	GW
Petr Sykora	80	29	43	72	22	16	15	7	Krzysztof Oliwa	64	5	7	12	240	4	0	1
Bobby Holik	78	27	37	64	119	16	5	8	Kevin Dean	62	1	10	11	22	4	1	0
Brian Rolston	82	24	33	57	14	11	5	3	Ken Daneyko	82	2	9	11	63	27	0	0
Jason Arnott	74	27	27	54	79	10	8	3	Bob Carpenter	56	2	8	10	36	3-	0	0
Patrik Elias	74	17	33	50	34	19	3	2	Brad Bombardir	56	1	7	8	16	4-	0	0
Scott Niedermayer	72	11	35	46	26	16	1	3	Sheldon Souray	70	1	7	8	110	5	0	0
Brendan Morrison	76	13	33	46	18	4-	5	2	Sergei Nemchinov	10	4	0	4	6	4	1	1
Randy McKay	70	17	20	37	143	10	3	5	Martin Brodeur	70	0	4	4	4	-	0	0
Lyle Odelein	70	5	26	31	114	6	1	0	Sasha Lakovic	16	0	3	3	59	E	0	0
Dave Andreychuk	52	15	13	28	20	1	4	3	John Madden	4	0	1	1	0	2-	0	0
Vadim Sharifjanov	53	11	16	27	28	11	1	2	Ken Sutton	5	1	0	1	0	1	0	0
Jay Pandolfo	70	14	13	27	10	3	1	4	Chris Terreri	12	0	1	1	0	-	0	0
Scott Stevens	75	5	22	27	64	29	0	1	Scott Daniels	1	0	0	0	0	E	0	0
Denis Pederson	76	11	12	23	66	10-	3	1	Bryan Muir	1	0	0	0	0	E	0	0
Sergei Brylin	47	5	10	15	28	8	3	1									

GOALTENDERS

	GP	MIN	GA	EN	SO	AVG	W	L	T	SA	SAV%
Martin Brodeur	70	4239	162	4	4	2.29	39	21	10	1728	.906
Chris Terreri	12	30	726	1	0	2.48	8	3	1	294	.898

RESULTS

GM#	Date	Opponent	Score	GF-GA	Record	GM#	Date	Opponent	Score	GF-GA	Record
1	10/10	@Chicago	1-2	1-2	0-1-0	42	1/18	@San Jose	1-3	122-111	23-14-5
2	10/14	Pittsburgh	1-3	2-5	0-2-0	43	1/20	@Anaheim	4-3	126-114	24-14-5
3	10/16	@NY Rangers	2-1	4-6	1-2-0	44	1/21	@Los Angeles	3-2	129-116	25-14-5
4	10/17	Edmonton	2-4	6-10	1-3-0	45	1/26	Ottawa	4-1	133-117	26-14-5
5	10/22	@Philadelphia	3-2	9-12	2-3-0	46	1/28	@Boston	2-0	135-117	27-14-5
6	10/24	Boston	3-1	12-13	3-3-0	47	1/30	Nashville	2-3*	137-120	27-15-5
7	10/28	Los Angeles	0-4	12-17	3-4-0	48	2/1	Detroit	2-2*	139-122	27-15-6
8	10/29	@NY Islanders	2-1	14-18	4-4-0	49	2/3	@Carolina	4-1	143-123	28-15-6
9	10/31	Florida	3-1	17-19	5-4-0	50	2/4	@St Louis	2-0	145-123	29-15-6
10	11/3	NY Rangers	3-1	20-20	6-4-0	51	2/6	Toronto	2-3	147-126	29-16-6
11	11/7	@Florida	4-3	24-23	7-4-0	52	2/9	Vancouver	3-4	150-130	29-17-6
12	11/8	@Tampa Bay	1-3	25-26	7-5-0	53	2/12	Washington	2-3	152-133	29-18-6
13	11/11	Montreal	3-0	28-26	8-5-0	54	2/13	Carolina	6-4	158-137	30-18-6
14	11/13	Pittsburgh	4-3	32-29	9-5-0	55	2/15	Toronto	3-3*	161-140	30-18-7
15	11/14	@Philadelphia	1-6	33-35	9-6-0	56	2/17	Tampa Bay	7-1	168-141	31-18-7
16	11/19	Carolina	3-2*	36-37	10-6-0	57	2/19	@Detroit	1-3	169-144	31-19-7
17	11/21	Florida	3-3*	39-40	10-6-1	58	2/20	NY Islanders	2-3	171-147	31-20-7
18	11/22	@Carolina	5-2	44-42	11-6-1	59	2/22	@Tampa Bay	3-2	174-149	32-20-7
19	11/25	@Dallas	5-2	49-44	12-6-1	60	2/25	@Boston	3-3*	177-152	32-20-8
20	11/26	@Phoenix	2-3	51-47	12-7-1	61	2/28	Phoenix	4-1	181-153	33-20-8
21	11/28	@Colorado	3-2	54-49	13-7-1	62	3/3	@Toronto	5-2	186-155	34-20-8
22	12/1	@Washington	4-0	58-49	14-7-1	63	3/5	Boston	1-4	187-159	34-21-8
23	12/4	Montreal	1-1*	59-50	14-7-2	64	3/7	@NY Islanders	4-2	191-161	35-21-8
24	12/5	@NY Islanders	7-5	66-55	15-7-2	65	3/9	@Pittsburgh	3-2	194-163	36-21-8
25	12/8	Philadelphia	5-5*	71-60	15-7-3	66	3/15	@Vancouver	2-1	196-164	37-21-8
26	12/10	@Philadelphia	5-4*	76-64	16-7-3	67	3/17	@Edmonton	4-1	200-165	38-21-8
27	12/12	Colorado	5-3	81-67	17-7-3	68	3/20	@Chicago	1-3	201-168	38-22-8
28	12/16	NY Rangers	6-3	87-70	18-7-3	69	3/23	Buffalo	1-1*	202-169	38-22-9
29	12/18	Calgary	2-5	89-75	18-8-3	70	3/25	Pittsburgh	5-3	207-172	39-22-9
30	12/19	@Montreal	1-1*	90-76	18-8-4	71	3/27	Chicago	4-4*	211-176	39-22-10
31	12/23	St Louis	4-2	94-78	19-8-4	72	3/28	@Florida	2-2*	213-178	39-22-11
32	12/26	Buffalo	0-2	94-80	19-9-4	73	3/31	Anaheim	7-1	220-179	40-22-11
33	12/28	@Buffalo	7-4	101-84	20-9-4	74	4/3	@Pittsburgh	4-2	224-181	41-22-11
34	12/30	@Washington	3-2	104-86	21-9-4	75	4/4	NY Rangers	4-1	228-182	42-22-11
35	1/2	@Ottawa	0-6	104-92	21-10-4	76	4/6	@Carolina	2-4	230-186	42-23-11
36	1/5	San Jose	3-3*	107-95	21-10-5	77	4/8	Washington	1-0	231-186	43-23-11
37	1/6	@NY Rangers	5-2	112-97	22-10-5	78	4/10	@Montreal	6-2	237-188	44-23-11
38	1/9	Washington	2-3	114-100	22-11-5	79	4/12	NY Islanders	2-4	239-192	44-24-11
39	1/11	Ottawa	2-4	116-104	22-12-5	80	4/14	@Buffalo	2-1	241-193	45-24-11
40	1/14	@Ottawa	2-3	118-107	22-13-5	81	4/16	Philadelphia	3-2*	244-195	46-24-11
41	1/15	Tampa Bay	3-1	121-108	23-13-5	82	4/17	@Nashville	4-1	248-196	47-24-11

*Denotes overtime

(45-24-8-5, 103 pts., 2nd Place, Atlantic Division)

SCORING

Player	GP	G	A	PTS	PIM	+/-	PP	GW	Player	GP	G	A	PTS	PIM	+/-	PP	GW
Patrik Elias	72	35	37	72	58	16	9	9	Sheldon Souray	52	0	8	8	70	6-	0	0
Scott Gomez	82	19	51	70	78	14	7	1	Vadim Sharifjanov	20	3	4	7	8	6-	0	0
Petr Sykora	79	25	43	68	26	24	5	4	Alexander Mogilny	12	3	6	4	4	4-	2	0
Jason Arnott	76	22	34	56	51	22	7	4	Denis Pederson	35	3	6	6	16	7-	0	0
Bobby Holik	79	23	23	46	106	7	7	4	Ken Daneyko	78	0	6	6	98	13	0	0
Randy McKay	67	16	23	39	80	8	3	4	Martin Brodeur	72	1	4	5	16	-	0	1
Claude Lemieux	70	17	21	38	86	3-	7	3	Vladimir Malakhov	17	1	4	5	19	1	1	1
Scott Niedermayer	71	7	31	38	48	19	1	0	Brian Rolston	11	3	1	4	0	2-	1	2
Brian Rafalski	75	5	27	32	28	21	1	1	Brad Bombardir	32	3	1	4	6	6-	0	0
Scott Stevens	78	8	21	29	103	30	0	1	Colin White	21	2	1	3	40	3	0	1
Brendan Morrison	44	5	21	26	8	8	2	1	Ken Sutton	6	0	2	2	2	2	0	0
Sergei Nemchinov	53	10	16	26	18	1	0	1	Deron Quint	4	1	0	1	2	2-	0	0
John Madden	74	16	9	25	6	7	0	3	Steve Kelly	1	0	0	0	0	E	0	0
Sergei Brylin	64	9	11	20	20	E	1	1	Willie Mitchell	2	0	0	0	0	1	0	0
Krzysztof Oliwa	69	6	10	16	184	2-	1	2	Eric Bertrand	4	0	0	0	0	1-	0	0
Lyle Odelein	57	1	15	16	104	10-	0	1	Chris Terreri	12	0	0	0	2	-	0	0
Jay Pandolfo	71	7	8	15	4	E	0	0									

GOALTENDERS

	GP	MIN	GA	EN	SO	AVG	W	L	T	SA	SAV%
Martin Brodeur	72	4312	161	3	6	2.24	43	20	8	1797	.910
Chris Terreri	12	649	37	2	0	3.42	2	9	0	299	.876

RESULTS

GM#	Date	Opponent	Score	GF-GA	Record	GM#	Date	Opponent	Score	GF-GA	Record
1	10/2	@Atlanta	4-1	4-1	1-0-0	42	1/8	Phoenix	4-3	129-103	25-12-5
2	10/7	Pittsburgh	5-7	9-8	1-1-0	43	1/11	@Tampa Bay	6-5	135-108	26-12-5
3	10/9	Tampa Bay	1-0	10-8	2-1-0	44	1/14	Washington	2-3*	137-111	26-13-5
4	10/11	@Ottawa	2-2*	12-10	2-1-1	45	1/15	@Philadelphia	4-1	141-112	27-13-5
5	10/13	Anaheim	3-2	15-12	3-1-1	46	1/17	Carolina	5-2	146-114	28-13-5
6	10/16	NY Islanders	4-1	19-13	4-1-1	47	1/19	Chicago	4-1	150-115	29-13-5
7	10/22	@Dallas	1-2*	20-15	4-2-1	48	1/21	NY Islanders	4-0	154-115	30-13-5
8	10/23	@St. Louis	1-3	21-18	4-3-1	49	1/26	@Florida	3-2	157-117	31-13-5
9	10/27	St. Louis	2-1	23-19	5-3-1	50	1/28	@Carolina	3-4*	160-121	31-14-5
10	10/29	@Carolina	4-2	27-21	6-3-1	51	1/29	@Detroit	1-3	161-124	31-15-5
11	10/30	@Philadelphia	3-5	30-26	6-4-1	52	2/2	@NY Rangers	3-1	164-125	32-15-5
12	11/3	Montreal	3-2	33-28	7-4-1	53	2/3	Nashville	4-1	168-126	33-15-5
13	11/4	@Boston	1-3	34-31	7-5-1	54	2/8	@NY Rangers	2-2*	170-128	33-15-6
14	11/6	Toronto	3-3*	37-34	7-5-2	55	2/9	NY Rangers	4-1	174-129	34-15-6
15	11/9	Philadelphia	2-1	39-35	8-5-2	56	2/13	San Jose	3-1	177-130	35-15-6
16	11/12	Atlanta	5-1	44-36	9-5-2	57	2/15	Philadelphia	4-2	181-132	36-15-6
17	11/13	@Washington	2-4	46-40	9-6-2	58	2/17	Colorado	5-5*	186-137	36-16-7
18	11/17	Boston	2-2*	48-42	9-6-3	59	2/19	NY Islanders	2-4	188-141	36-16-7
19	11/20	Ottawa	3-1	51-43	10-6-3	60	2/21	@Buffalo	2-3	190-144	36-17-7
20	11/24	@Anaheim	2-1	53-44	11-6-3	61	2/24	@Montreal	2-3*	192-147	36-18-7
21	11/25	@Phoenix	2-4	55-48	11-7-3	62	2/25	Toronto	1-3	193-150	36-19-7
22	11/28	@San Jose	3-4*	58-52	11-8-3	63	2/27	Montreal	3-0	196-150	37-19-7
23	12/1	NY Rangers	3-2	61-54	12-8-3	64	2/29	@Nashville	2-1	198-151	38-19-7
24	12/3	Ottawa	7-4	68-58	13-8-3	65	3/2	@Colorado	0-5	198-156	38-20-7
25	12/4	Calgary	2-4	70-62	13-9-3	66	3/4	@Vancouver	2-4	200-160	38-21-7
26	12/7	Pittsburgh	2-1	72-63	14-9-3	67	3/5	@Calgary	2-2*	202-162	38-21-8
27	12/9	@Chicago	4-0	76-63	15-9-3	68	3/10	@Atlanta	9-0	211-162	39-21-8
28	12/11	Edmonton	1-3	77-66	15-10-3	69	3/11	@Washington	2-2	213-166	39-22-8
29	12/14	Los Angeles	7-1	84-67	16-10-3	70	3/13	@Pittsburgh	3-4	216-168	40-22-8
30	12/16	@Montreal	2-1	86-68	17-10-3	71	3/15	Dallas	2-3	218-171	40-23-8
31	12/18	Washington	5-4	91-72	18-10-3	72	3/17	Tampa Bay	1-3	219-174	40-24-8
32	12/19	@NY Islanders	3-5	94-77	18-11-3	73	3/19	Florida	5-2	224-176	41-24-8
33	12/22	Philadelphia	3-2	97-79	19-11-3	74	3/21	Carolina	0-5	224-181	41-25-8
34	12/23	@Toronto	1-4	98-83	19-12-3	75	3/24	@NY Islanders	8-2	232-183	42-25-8
35	12/26	@NY Rangers	3-3*	101-86	19-12-4	76	3/25	@Toronto	3-5	235-188	42-26-8
36	12/27	Buffalo	4-1	105-87	20-12-4	77	3/28	@Pittsburgh	2-3	237-191	42-27-8
37	12/29	Boston	5-4*	110-91	21-12-4	78	3/31	Atlanta	6-0	243-191	43-27-8
38	1/1	@Boston	2-2*	112-93	21-12-5	79	4/2	@Tampa Bay	4-1	247-192	44-27-8
39	1/3	@Ottawa	4-3*	116-96	22-12-5	80	4/3	@Florida	2-5	249-197	44-28-8
40	1/5	@Pittsburgh	3-1	119-97	23-12-5	81	4/6	Buffalo	0-5	249-202	44-29-8
41	1/6	@Buffalo	6-3	125-100	24-12-5	82	4/8	Florida	2-1*	251-203	45-29-8

(48-19-12-3, 111pts., 1st Place, Atlantic Division)

SCORING

Player	GP	G	A	PTS	PIM	+/-	PP	GW	Player	GP	G	A	PTS	PIM	+/-	PP	GW
Patrik Elias	82	40	56	96	51	45	8	6	Pierre Dagenais	9	3	2	5	6	1	1	1
Alexander Mogilny	75	43	40	83	43	10	12	7	Mike Commodore	20	1	4	5	14	5	0	0
Petr Sykora	73	35	46	81	32	36	9	3	Bob Corkum	17	3	1	4	4	4	0	0
Scott Gomez	76	14	49	63	46	-1	2	4	Steve Kelly	24	2	2	4	21	E	0	0
Jason Arnett	54	21	34	55	75	23	8	3	Jim McKenzie	53	2	2	4	119	E	0	0
Sergei Brylin	75	23	29	52	24	25	3	0	Ken Daneyko	77	0	4	4	87	8	0	0
Brian Rafalski	78	9	43	52	26	36	6	1	Willie Mitchell	16	0	2	2	29	E	0	0
Bobby Holik	80	15	35	50	97	19	3	3	Jiri Bicek	5	1	0	1	4	E	0	0
Randy McKay	77	23	20	43	50	3	12	5	Ed Ward	4	0	1	1	6	2	0	0
John Madden	80	23	15	38	12	24	0	4	Sean O'Donnell	17	0	1	1	33	2	0	0
Scott Niedermayer	57	6	29	35	22	14	1	5	Martin Brodeur	72	0	1	1	14	-	0	0
Scott Stevens	81	9	22	31	71	40	3	2	Stanislav Gron	1	0	0	0	0	1	0	0
Sergei Nemchinov	65	8	22	30	16	11	1	2	Mike Jefferson	2	0	0	0	6	E	0	0
Turner Stevenson	69	8	18	26	97	11	2	1	John Vanbiesbrouck	4	0	0	0	0	-	0	0
Colin White	82	1	19	20	155	32	0	1	Chris Terreri	10	0	0	0	0	-	0	0
Jay Pandolfo	63	4	12	16	16	3	0	0	Sascha Goc	11	0	0	0	4	7	0	0
Ken Sutton	53	1	7	8	37	9	0	0									

GOALTENDERS

	GP	MIN	GA	EN	SO	AVG	W	L	T	SA	SAV%
John Vanbiesbrouck	4	240	6	0	1	1.50				93	.935
Martin Brodeur	72	4297	166	2	9	2.32	42	17	11	1762	.906
Chris Terreri	10	453	21	0	0	2.78	2	5	1	167	.874

RESULTS

GM#	Date	Opponent	Score	GF-GA	Record	GM#	Date	Opponent	Score	GF-GA	Record
1	10/6	Montreal	8-4	8-4	1-0-0	42	1/13	Toronto	4-4*	144-101	22-11-9
2	10/13	@Ottawa	1-3	9-7	1-1-0	43	1/16	Boston	4-5	148-106	22-12-9
3	10/14	Anaheim	4-2	13-9	2-1-0	44	1/18	@Philadelphia	7-1	155-107	23-12-9
4	10/17	@Atlanta	3-3*	16-12	2-2-1	45	1/20	Atlanta	3-2	158-109	24-12-9
5	10/19	@Washington	2-5	18-17	2-2-1	46	1/21	@Minnesota	4-2	162-111	25-12-9
6	10/21	Tampa Bay	7-2	25-19	3-2-1	47	1/24	@Dallas	4-1	166-112	26-12-9
7	10/25	@Florida	2-1	27-20	4-2-1	48	1/25	@St. Louis	3-4*	169-116	26-13-9
8	10/27	@Carolina	3-3*	30-23	4-2-2	49	1/27	@Boston	3-4*	172-120	26-14-9
9	10/28	@Pittsburgh	9-0	39-23	5-2-2	50	1/30	Detroit	3-1	175-121	27-14-9
10	10/30	Florida	6-5*	45-28	6-2-2	51	1/31	@NY Islanders	2-3	177-124	27-15-9
11	11/1	Philadelphia	1-1*	46-29	6-2-3	52	2/6	@Montreal	4-0	181-124	28-15-9
12	11/2	@Toronto	3-5	49-34	6-3-3	53	2/8	@Ottawa	4-4*	185-128	28-15-10
13	11/4	Los Angeles	1-2	50-36	6-4-3	54	2/10	@Pittsburgh	4-5*	189-133	28-16-10
14	11/8	Nashville	3-4	53-40	6-5-3	55	2/11	@NY Rangers	1-1*	190-134	28-16-11
15	11/10	Pittsburgh	2-4	55-44	6-6-3	56	2/14	Ottawa	2-3	192-137	28-17-11
16	11/11	Buffalo	0-4	55-48	6-7-3	57	2/16	Pittsburgh	4-4*	196-141	28-17-12
17	11/14	San Jose	2-3	57-51	6-8-3	58	2/17	@Buffalo	1-5	197-146	28-18-12
18	11/16	@Boston	3-2*	60-53	7-8-3	59	2/19	@Toronto	2-0	199-146	29-18-12
19	11/18	Carolina	3-2*	63-55	8-8-3	60	2/22	Buffalo	0-1	199-147	29-19-12
20	11/22	@Anaheim	5-2	68-57	9-8-3	61	2/23	@Carolina	2-3	201-150	29-20-12
21	11/23	@Los Angeles	6-1	74-58	10-8-3	62	2/26	Florida	5-3	206-153	30-20-12
22	11/25	@San Jose	3-2	77-60	11-8-3	63	2/27	@NY Islanders	4-1	210-154	31-20-12
23	11/29	NY Rangers	5-2	82-62	12-8-3	64	3/2	Carolina	7-3	217-157	32-20-12
24	12/1	NY Islanders	0-0*	82-62	12-8-3	65	3/4	Tampa Bay	6-0	223-157	33-20-12
25	12/3	@NY Islanders	1-1*	83-63	12-8-5	66	3/6	Ottawa	3-2*	226-159	34-20-12
26	12/5	Colorado	6-1	89-64	13-8-5	67	3/8	Minnesota	6-2	232-161	35-20-12
27	12/7	@Buffalo	2-5	91-69	13-9-5	68	3/10	@Philadelphia	3-2	235-163	36-20-12
28	12/9	Washington	2-3	93-72	13-10-5	69	3/13	@Colorado	6-3	241-166	37-20-12
29	12/11	Atlanta	4-0	97-72	14-10-5	70	3/14	@Phoenix	3-2	244-168	38-20-12
30	12/15	Montreal	2-1	99-73	15-10-5	71	3/17	@Edmonton	6-5*	250-173	39-20-12
31	12/16	@Philadelphia	3-6	102-79	15-11-5	72	3/19	@Calgary	4-2	254-175	40-20-12
32	12/20	Dallas	4-1	106-80	16-11-5	73	3/21	NY Rangers	4-0	258-175	41-20-12
33	12/22	@Florida	2-0	108-80	17-11-5	74	3/23	Vancouver	4-0	262-175	42-20-12
34	12/23	@Tampa Bay	5-1	113-81	18-11-5	75	3/25	Pittsburgh	2-4	264-179	42-21-12
35	12/27	Columbus	2-2*	115-83	18-11-6	76	3/27	@Tampa Bay	7-1	271-180	43-21-12
36	12/29	Washington	4-2	119-85	19-11-6	77	3/28	@Atlanta	4-2	275-182	44-21-12
37	12/31	@Columbus	6-3	125-88	20-11-6	78	3/31	NY Rangers	3-4	278-186	44-22-12
38	1/2	Philadelphia	1-1*	126-89	20-11-7	79	4/2	Chicago	4-3	282-189	45-22-12
39	1/4	NY Islanders	4-2	130-91	21-11-7	80	4/3	@Washington	6-4	288-193	46-22-12
40	1/6	@NY Rangers	5-5*	135-96	21-11-8	81	4/6	Boston	5-2	293-195	47-22-12
41	1/10	Phoenix	5-1	140-97	22-11-8	82	4/7	@Montreal	2-0	295-195	48-22-12

* Denotes overtime

(41-28-9-4, 95pts., 3rd Place, Atlantic Division)

SCORING

Player	GP	G	A	PTS	PIM	+/-	PP	GW	Player	GP	G	A	PTS	PIM	+/-	PP	GW
Patrik Elias	75	29	32	61	36	4	8	8	Jamie Langenbrunner	14	3	3	6	23	2	0	2
Bobby Holik	81	25	29	54	97	7	6	3	Pierre Dagenais	16	3	3	6	4	5	-1	1
Petr Sykora	73	21	27	48	44	12	4	4	Ken Daneyko	67	0	6	6	60	2	0	0
Scott Gomez	76	10	38	48	36	-4	1	1	Colin White	73	2	3	5	133	6	0	0
Brian Rafalski	76	7	40	47	18	15	2	4	Tommy Albelin	42	1	3	4	4	E	0	1
Sergei Brylin	76	16	28	44	10	21	5	3	Martin Brodeur	73	0	4	4	8	-	0	0
Jason Arnett	63	22	19	41	59	3	8	1	Bruce Gardiner	7	2	1	3	2	1	-1	0
Scott Niedermayer	76	11	22	33	30	12	2	6	Stephane Richer	10	1	2	3	0	1	-0	0
John Madden	82	15	8	23	25	6	0	2	Andrei Zyuzin	38	1	2	3	25	1	1	0
Scott Stevens	82	1	16	17	44	15	0	1	Turner Stevenson	21	0	2	2	25	3	-0	0
Jay Pandolfo	65	4	10	14	15	12	0	0	Josef Boumedienne	1	1	0	1	2	1	-0	0
Randy McKay	55	6	7	13	65	2	3	1	Joel Bouchard	1	0	1	1	0	1	0	0
Valeri Kamensky	30	4	8	12	18	-2	0	0	Mike Commodore	37	0	1	1	30	12	-0	0
Brian Gionta	33	4	7	11	8	10	0	0	Jiri Bicek	1	0	0	0	0	1	-0	0
Joe Nieuwendyk	14	2	9	11	4	2	0	1	Scott Clemmensen	2	0	0	0	0	-	0	0
Sergei Nemchinov	68	5	5	10	10	9	-0	1	Sascha Goc	2	0	0	0	0	-2	-0	0
Andreas Salomonsson	39	4	5	9	22	12	-1	1	John Vanbiesbrouck	5	0	0	0	4	-	0	0
Christian Berglund	15	2	7	9	8	3	-0	0	J.F. Dampousse	6	0	0	0	0	-	0	0
Jim McKenzie	67	3	5	8	123	E	1	0									

GOALTENDERS

	GP	MIN	GA	EN	SO	AVG	W	L	T	SA	SAV%
John Vanbiesbrouck	5	300	10	2	0	2.00	2	3	0	117	.915
Martin Brodeur	73	4347	156	5	4	2.15	38	26	9	1655	.906
J.F. Dampousse	6	294	12	1	0	2.45	1	3	0	115	.896
Scott Clemmensen	2	20	1	0	0	3.00	0	0	0	5	.800

RESULTS

GM#	Date	Opponent	Score	GF-GA	Record	GM#	Date	Opponent	Score	GF-GA	Record
1	10/6	@Washington	1-6	1-6	0-1-0	42	1/9	Calgary	5-1	101-100	19-18-5
2	10/11	NY Islanders	4-6	5-12	0-2-0	43	1/10	@Philadelphia	2-3	103-103	19-19-5
3	10/13	@Montreal	1-3	6-15	0-3-0	44	1/12	@Buffalo	1-2	104-105	19-20-5
4	10/17	@NY Rangers	3-4*	9-19	0-4-0	45	1/15	Tampa Bay	4-5*	108-110	19-21-5
5	10/18	San Jose	6-1	15-20	1-4-0	46	1/17	NY Rangers	6-4	114-114	20-21-5
6	10/20	Ottawa	3-2	18-22	2-4-0	47	1/19	Carolina	3-3*	117-117	20-21-6
7	10/23	@Ottawa	2-1	20-23	3-4-0	48	1/21	@Tampa Bay	2-3	119-120	20-22-6
8	10/27	Buffalo	3-1	23-24	4-4-0	49	1/23	@Florida	3-1	122-121	21-22-6
9	10/30	@Boston	4-3*	27-27	5-4-0	50	1/24	@Atlanta	2-4	124-125	21-23-6
10	11/1	Phoenix	5-2	32-29	6-4-0	51	1/26	@Minnesota	2-2*	126-127	21-23-7
11	11/3	Boston	1-2	33-31	6-5-0	52	1/29	@NY Islanders	3-1	129-128	22-23-7
12	11/7	Atlanta	3-2	36-33	7-5-0	53	1/30	Chicago	3-1	132-129	23-23-7
13	11/9	Toronto	3-2*	39-35	8-5-0	54	2/5	Montreal	0-1	132-130	23-24-7
14	11/10	@Toronto	1-1*	40-36	8-5-1	55	2/7	Atlanta	3-3*	135-133	23-24-8
15	11/13	Pittsburgh	1-5	41-41	8-6-1	56	2/9	@Pittsburgh	2-1*	137-134	24-24-8
16	11/15	@Boston	4-5*	45-46	8-7-1	57	2/10	Buffalo	4-1	141-135	25-24-8
17	11/17	Philadelphia	1-3	46-49	8-8-1	58	2/12	@Buffalo	2-2*	143-137	25-24-9
18	11/18	Colorado	0-2	46-51	8-9-1	59	2/26	@NY Rangers	4-3	147-140	26-24-9
19	11/20	@Philadelphia	3-3*	49-54	8-9-2	60	2/27	Philadelphia	0-1	147-141	26-25-9
20	11/23	@Tampa Bay	0-2	49-56	8-10-2	61	3/1	Toronto	4-2	151-143	27-25-9
21	11/24	@Florida	5-1	54-57	9-10-2	62	3/4	@Colorado	0-2	151-145	27-26-9
22	11/27	@Pittsburgh	0-6	54-63	9-11-2	63	3/5	@Phoenix	1-4	152-149	27-27-9
23	11/30	@Detroit	2-4	56-67	9-12-2	64	3/8	@Anaheim	1-2	153-151	27-28-9
24	12/1	Detroit	4-1	60-68	10-12-2	65	3/10	@Dallas	3-0	156-151	28-28-9
25	12/4	Tampa Bay	1-1*	61-69	10-12-3	66	3/13	NY Islanders	3-2	159-153	29-28-9
26	12/5	@Montreal	2-1	63-70	11-12-3	67	3/16	NY Rangers	3-1	162-154	30-28-9
27	12/8	Washington	3-1	66-71	12-12-3	68	3/17	Vancouver	2-3*	164-157	30-29-9
28	12/10	@Columbus	1-3	67-74	12-13-3	69	3/20	@Chicago	3-1	167-158	31-29-9
29	12/12	NY Islanders	3-2*	70-76	13-13-3	70	3/21	@Nashville	4-3	171-161	32-29-9
30	12/14	Florida	2-3	72-79	13-14-3	71	3/23	Carolina	2-4	173-165	32-30-9
31	12/15	@Ottawa	2-0	74-79	14-14-3	72	3/25	Florida	3-1	176-166	33-30-9
32	12/19	@NY Rangers	2-2*	76-81	14-14-4	73	3/27	@Pittsburgh	4-3	180-169	34-30-9
33	12/20	Edmonton	3-3*	79-84	14-14-5	74	3/29	Washington	1-3	181-172	34-31-9
34	12/22	Ottawa	0-1	79-85	14-15-5	75	3/30	@Toronto	3-1	184-173	35-31-9
35	12/26	Pittsburgh	4-0	83-85	15-15-5	76	4/1	@NY Islanders	2-4	186-177	35-32-9
36	12/29	@Vancouver	2-4	85-89	15-16-5	77	4/3	@Carolina	3-2	189-179	36-32-9
37	12/30	@Edmonton	2-1	87-90	16-16-5	78	4/5	@Atlanta	3-1	192-180	37-32-9
38	1/1	St. Louis	2-1	89-91	17-16-5	79	4/7	Boston	3-2*	195-182	38-32-9
39	1/3	Nashville	3-4	92-95	17-17-5	80	4/10	Philadelphia	1-0	196-182	39-32-9
40	1/5	@Carolina	2-1	94-96	18-17-5	81	4/12	Montreal	5-2	201-184	40-32-9
41	1/7	Los Angeles	2-3	96-99	18-18-5	82	4/13	@Washington	4-3*	205-187	41-32-9

SCORING

Player	GP	G	A	PTS	PIM	+/	PP	GW	Player	GP	G	A	PTS	PIM	+/	PP	GW
Patrik Elias	81	28	29	57	22	17	6	4	Jiri Bicek	44	5	6	11	25	7	1	1
Jamie Langenbrunner	78	22	33	55	65	17	5	5	Christian Berglund	38	4	5	9	20	3	0	0
Scott Gomez	80	13	42	55	48	17	2	4	Ken Daneyko	69	2	7	9	33	6	0	0
Jeff Friesen	81	23	28	51	26	23	3	4	Mike Rupp	26	5	3	8	21	E	2	3
Joe Nieuwendyk	80	17	28	45	56	10	3	4	Tommy Albelin	37	1	6	7	6	10	0	0
John Madden	80	19	22	41	26	13	2	3	Pascal Rheaume	21	4	1	5	8	3	0	1
Brian Rafalski	79	3	37	40	14	18	2	0	Grant Marshall	10	1	3	4	7	3-	0	0
Scott Niedermayer	81	11	28	39	62	23	3	3	Steve Guolla	12	2	0	2	2	1	0	0
Brian Gionta	58	12	13	25	23	5	2	3	Mike Danton	17	2	0	2	35	E	0	0
Turner Stevenson	77	7	13	20	115	7	0	0	Richard Smehlik	12	0	2	2	0	1-	0	0
Scott Stevens	81	4	16	20	41	18	0	2	Andrei Zyuzin	1	0	1	1	2	1-	0	0
Sergei Brylin	52	11	8	19	16	2-	3	1	Craig Darby	3	0	1	1	0	1-	0	0
Jay Pandolfo	68	6	11	17	23	12	0	4	Raymond Giroux	11	0	1	1	6	2-	0	0
Oleg Tverdovsky	50	5	8	13	22	2	2	1	Corey Schwab	11	0	0	0	0	-	0	0
Colin White	72	5	8	13	98	19	0	1	Martin Brodeur	73	0	0	0	10	-	0	0
Jim McKenzie	76	4	8	12	88	3	0	2									

GOALTENDERS

	GP	MIN	GA	EN	SO	AVG	W	L	T	SA	SAV%
Corey Schwab	11	614	15	0	1	1.47	5	3	1	223	.933
Martin Brodeur	73	4374	147	4	9	2.02	41	23	9	1706	.914

RESULTS

GM#	Date	Opponent	Score	GF-GA	Record	GM#	Date	Opponent	Score	GF-GA	Record
1	10/10	@Ottawa	2-1	2-1	1-0-0	42	1/13	Florida	6-2	103-85	24-15-3
2	10/12	Columbus	3-2	5-3	2-0-0	43	1/15	NY Islanders	5-0	108-85	25-15-3
3	10/18	Nashville	3-2*	8-5	3-0-0	44	1/17	@Carolina	2-1	110-86	26-15-3
4	10/19	@Carolina	1-3	9-8	3-1-0	45	1/18	Carolina	5-2	115-88	27-15-3
5	10/23	@Atlanta	2-1	11-9	4-1-0	46	1/22	@San Jose	5-4*	120-92	28-15-3
6	10/25	@Buffalo	2-1	13-10	5-1-0	47	1/24	@Anaheim	3-1	123-93	29-15-3
7	10/26	Tampa Bay	5-1	18-11	6-1-0	48	1/25	@Los Angeles	1-2*	124-95	29-16-3
8	10/29	Carolina	1-2	19-13	6-2-0	49	1/28	Detroit	1-0	125-95	30-16-3
9	11/2	Chicago	5-1	24-14	7-2-0	50	1/30	Philadelphia	5-1	130-96	31-16-3
10	11/5	Calgary	2-3	26-17	7-3-0	51	2/4	Buffalo	4-1	134-97	32-16-3
11	11/7	@Philadelphia	1-0	27-17	8-3-0	52	2/5	@Washington	4-1	138-98	33-16-3
12	11/9	Edmonton	3-6	30-23	8-4-0	53	2/7	Atlanta	2-4	140-102	33-17-3
13	11/12	Anaheim	3-2*	33-25	9-4-0	54	2/9	Minnesota	3-2	143-104	34-17-3
14	11/15	Montreal	5-1	38-26	10-4-0	55	2/11	@Colorado	1-3	144-107	34-18-3
15	11/16	@Montreal	1-3	39-29	10-5-0	56	2/12	@Phoenix	3-0	147-107	35-18-3
16	11/19	Buffalo	4-3*	43-32	11-5-0	57	2/15	Pittsburgh	1-4	148-111	35-19-3
17	11/21	NY Rangers	4-4*	47-36	11-5-1	58	2/18	@Philadelphia	2-2*	150-113	35-19-4
18	11/23	Tampa Bay	1-3	48-39	11-6-1	59	2/19	Ottawa	3-5	153-118	35-20-4
19	11/27	@Detroit	2-3*	50-42	11-7-1	60	2/21	Boston	3-2	156-120	36-20-4
20	11/29	@Nashville	2-1	52-43	12-7-1	61	2/23	@Pittsburgh	4-3	160-123	37-20-4
21	11/30	@St. Louis	5-4*	57-47	13-7-1	62	2/25	NY Rangers	3-3*	163-126	37-20-5
22	12/2	@Philadelphia	1-0*	58-47	14-7-1	63	2/27	@NY Islanders	3-3*	166-129	37-20-6
23	12/4	Vancouver	2-3*	60-50	14-8-1	64	3/1	Washington	2-1*	168-130	38-20-6
24	12/6	Pittsburgh	3-1	63-51	15-8-1	65	3/4	@Minnesota	2-3	170-133	38-21-6
25	12/7	@Toronto	0-1	63-52	15-9-1	66	3/5	@Calgary	4-5*	174-138	38-22-6
26	12/10	St. Louis	2-0	65-52	16-9-1	67	3/8	@NY Islanders	4-2	178-140	39-22-6
27	12/12	@Columbus	2-4	67-56	16-10-1	68	3/11	Atlanta	2-3	180-143	39-23-6
28	12/14	@Ottawa	3-4*	70-60	16-11-1	69	3/13	@Boston	3-4	183-147	39-24-6
29	12/18	Ottawa	0-3	70-63	16-12-1	70	3/15	NY Rangers	3-1	186-148	40-24-6
30	12/19	@Pittsburgh	3-1	73-64	17-12-1	71	3/17	Philadelphia	2-4	188-152	40-25-6
31	12/21	Dallas	5-3	78-67	18-12-1	72	3/18	@Montreal	1-0	189-152	41-25-6
32	12/23	@NY Rangers	2-2*	80-69	18-12-2	73	3/21	Pittsburgh	3-1	192-153	42-25-6
33	12/27	@Washington	2-3	82-72	18-13-2	74	3/22	@NY Islanders	4-2	196-155	43-25-6
34	12/28	Washington	2-1*	84-73	19-13-2	75	3/24	@Florida	4-1	200-156	44-25-6
35	12/30	@Boston	1-0	85-73	20-13-2	76	3/27	@Tampa Bay	2-2*	202-158	44-25-7
36	1/1	Florida	1-2	86-75	20-14-2	77	3/28	@Atlanta	1-1*	203-159	44-25-8
37	1/3	Toronto	2-0	88-75	21-14-2	78	3/30	NY Islanders	6-0	209-159	45-25-8
38	1/4	@Toronto	1-2	89-77	21-15-2	79	4/1	Toronto	2-3*	211-162	45-26-8
39	1/7	Montreal	3-2	92-79	22-15-2	80	4/3	Boston	1-1*	212-163	45-26-9
40	1/10	@Florida	2-1	94-80	23-15-2	81	4/4	@NY Rangers	2-1	214-164	46-26-9
41	1/11	@Tampa Bay	3-3*	97-83	23-15-3	82	4/6	@Buffalo	2-2*	216-166	46-26-10

* Denotes overtime

SCORING

Player	GP	G	A	PTS	PIM	+/	PP	GW	Player	GP	G	A	PTS	PIM	+/	PP	GW
Patrik Elias	82	38	43	81	44	26	9	9	Igor Larionov	49	1	10	11	20	3	0	0
Scott Gomez	80	14	56	70	18	3	1		Jan Hrdina	13	1	6	7	10	4	0	0
Scott Niedermayer	81	14	40	54	44	20	9	3	Viktor Kozlov	11	2	4	6	2	E	0	0
Jeff Friesen	81	17	20	37	26	8	5	4	Christian Berglund	23	2	3	5	4	4-	0	0
Brian Rafalski	69	6	30	36	24	6	2	1	Tommy Albelin	45	1	3	4	4	7	0	0
John Madden	80	12	23	35	22	7	1	1	David Hale	65	0	4	4	72	12	0	0
Sergei Brylin	82	14	19	33	20	10	7	1	Raymond Giroux	11	0	3	3	4	3-	0	0
Brian Gionta	75	21	8	29	36	19	0	8	Sean Brown	39	0	3	3	44	5	0	0
Turner Stevenson	61	14	13	27	76	E	4	2	Rob Skriac	8	1	0	1	22	1	0	1
Jay Pandolfo	82	13	13	26	14	5	1	4	Corey Schwab	3	0	1	1	2	-	0	0
Jamie Langenbrunner	53	10	16	26	43	9	1	2	Jiri Bicek	12	0	1	1	0	E	0	0
Paul Martin	70	6	18	24	4	12	2	2	Aleksander Suglovov	1	0	0	0	0	E	0	0
Grant Marshall	65	8	7	15	67	9-	5	2	Craig Darby	2	0	0	0	0	1-	0	0
Erik Rasmussen	69	7	6	13	41	5	0	0	Tuomas Pihlman	2	0	0	0	2	E	0	0
Colin White	75	2	11	13	96	10	0	0	Scott Clemmensen	4	0	0	0	0	-	0	0
Scott Stevens	38	3	9	12	22	3	1	1	Martin Brodeur	75	0	0	0	4	-	0	0
Mike Rupp	51	6	5	11	41	1-	1	1									

GOALTENDERS

	GP	MIN	GA	EN	SO	AVG	W	L	T	SA	SAV%
Corey Schwab	3	187	2	0	1	0.64	2	0	1	68	.971
Scott Clemmensen	4	238	4	0	2	1.01	3	1	0	84	.952
Martin Brodeur	75	4555	154	4	11	2.03	38	26	11	1845	.917

RESULTS

GM#	Date	Opponent	Score	GF-GA	Record	GM#	Date	Opponent	Score	GF-GA	Record
1	10/8	@ Boston	3-3*	3-3	0-0-1	42	1/13	Ottawa	0-4	97-78	21-12-9
2	10/11	@ Carolina	2-1	5-4	1-0-1	43	1/15	@ NY Rangers	3-3*	100-81	21-12-10
3	10/16	Toronto	2-2*	7-6	1-0-2	44	1/17	Washington	2-1*	102-82	22-12-10
4	10/18	Tampa Bay	2-3	9-9	1-1-2	45	1/20	@ Pittsburgh	3-0	105-82	23-12-10
5	10/22	Florida	1-2	10-11	1-2-2	46	1/21	Carolina	1-2	106-84	23-13-10
6	10/24	@ Pittsburgh	2-1	12-12	2-2-2	47	1/23	Montreal	2-0	108-84	24-13-10
7	10/25	Boston	2-5	14-17	2-3-2	48	1/25	Atlanta	3-2	111-86	25-13-10
8	10/28	@ NY Islanders	4-0	18-17	3-3-2	49	1/27	@ Columbus	4-3	115-89	26-13-10
9	10/30	Philadelphia	3-2	21-19	4-3-2	50	1/29	@ Detroit	2-5	117-94	26-14-10
10	11/1	Colorado	4-3	25-22	5-3-2	51	1/31	@ St. Louis	4-1	121-95	27-14-10
11	11/5	San Jose	3-2*	28-24	6-3-2	52	2/3	Ottawa	2-1	123-96	28-14-10
12	11/7	Toronto	1-1*	29-25	6-3-3	53	2/5	Vancouver	0-4	123-100	28-15-10
13	11/8	@ Ottawa	1-0	30-25	7-3-3	54	2/10	@ Philadelphia	1-4	124-104	28-16-10
14	11/12	@ Buffalo	2-2*	32-27	7-3-4	55	2/11	NY Rangers	1-3	125-107	28-17-10
15	11/13	Florida	3-1	35-28	8-3-4	56	2/14	Carolina	4-1	129-108	29-17-10
16	11/15	NY Rangers	5-0	40-28	9-3-4	57	2/15	Los Angeles	3-2*	132-110	30-17-10
17	11/19	Buffalo	4-1	44-29	10-3-4	58	2/17	Minnesota	4-4*	136-114	30-17-11
18	11/21	Pittsburgh	2-1*	46-30	11-3-4	59	2/19	@ Washington	1-3	137-117	30-18-11
19	11/25	@ Los Angeles	4-0	50-30	12-3-4	60	2/21	@ NY Rangers	7-3	144-120	31-18-11
20	11/26	@ Anaheim	3-3*	53-33	12-3-5	61	2/22	Calgary	3-1	147-121	32-18-11
21	11/28	@ Dallas	0-2	53-35	12-4-5	62	2/25	Buffalo	8-2	155-123	33-18-11
22	11/30	@ Colorado	1-1*	54-36	12-4-6	63	2/27	Atlanta	2-3	157-126	33-19-11
23	12/2	Phoenix	1-3	55-39	12-5-6	64	2/28	@ Toronto	0-3	157-129	33-20-11
24	12/4	Washington	3-0	58-39	13-5-6	65	3/1	@ Montreal	1-2	158-131	33-21-11
25	12/6	@ Ottawa	2-1	60-40	14-5-6	66	3/3	Florida	5-2	163-133	34-21-11
26	12/10	NY Islanders	1-0*	61-40	15-5-6	67	3/5	@ Tampa Bay	2-3*	165-136	34-22-11
27	12/12	Philadelphia	3-3*	64-43	15-5-7	68	3/6	@ Carolina	4-1	169-137	35-22-11
28	12/13	@ Philadelphia	2-0	66-43	16-5-7	69	3/9	Philadelphia	1-3	170-140	35-23-11
29	12/16	@ NY Islanders	4-5	70-48	16-6-7	70	3/11	Chicago	6-4	176-144	36-23-11
30	12/18	@ Atlanta	3-0	73-48	17-6-7	71	3/13	@ Philadelphia	1-2	177-146	36-24-11
31	12/19	@ Buffalo	5-2	78-50	18-6-7	72	3/15	@ NY Rangers	3-1	180-147	37-24-11
32	12/21	@ Chicago	2-2*	80-52	18-6-8	73	3/17	Pittsburgh	6-1	186-148	38-24-11
33	12/26	NY Islanders	3-4*	83-56	18-7-8	74	3/19	Montreal	1-1*	187-149	38-24-12
34	12/27	@ Pittsburgh	2-0	85-56	19-7-8	75	3/20	@ Montreal	2-3	189-152	38-25-12
35	12/29	@ NY Islanders	1-3	86-59	19-8-8	76	3/23	@ Florida	4-3*	193-155	39-25-12
36	1/1	@ Washington	2-2*	88-61	19-8-9	77	3/25	@ Tampa Bay	1-2	194-157	39-26-12
37	1/3	@ Nashville	2-3	90-64	19-9-9	78	3/26	@ Atlanta	5-0	199-157	40-26-12
38	1/5	Edmonton	3-2*	93-66	20-9-9	79	3/28	NY Islanders	3-2	202-159	41-26-12
39	1/7	Pittsburgh	2-4	95-70	20-10-9	80	3/30	NY Rangers	5-0	207-159	42-26-12
40	1/9	Tampa Bay	1-4	96-74	20-11-9	81	4/3	@ Boston	5-2	212-161	43-26-12
41	1/10	@ Toronto	1-0	97-74	21-11-9	82	4/4	Boston	1-3	213-164	43-27-12

(46-27-9, 101 pts., 1st Place, Atlantic Division)

SCORING

Player	GP	G	A	PTS	PIM	+/-	PP	GW	Player	GP	G	A	PTS	PIM	+/-	PP	GW
Brian Gionta	82	48	41	89	46	18	24	10	Vladimir Malakhov	29	4	5	9	26	9-	3	0
Scott Gomez	82	33	51	84	42	8	9	5	Brad Lukowich	18	1	7	8	8	3	0	0
Jamie Langenbrunner	80	19	34	53	74	1-	8	1	Dan McGillis	27	0	6	6	36	5-	0	0
Brian Rafalski	82	6	43	49	36	E	3	2	Tommy Albelin	36	0	6	6	2	4	0	0
Patrik Elias	38	16	29	45	20	11	6	3	David Hale	38	0	4	4	21	5	0	0
Sergei Brylin	82	15	22	37	46	4-	4	3	Martin Brodeur	73	0	3	3	4	-	0	0
Paul Martin	80	5	32	37	32	1	3	0	Barry Tallackson	10	1	2	2	2-	0	0	0
John Madden	82	16	20	36	36	7-	0	0	Tuomas Pihlman	11	1	1	2	10	1-	0	0
Zach Parise	81	14	18	32	28	1-	2	5	Aleksander Suglov	1	1	0	1	0	2-	1	0
Alexander Mogilny	34	12	13	25	6	7-	7	3	Jason Wiemer	16	1	0	1	38	1	0	0
Viktor Kozlov	69	12	13	25	16	E	2	1	Darren Langdon	14	0	1	1	22	3-	0	0
Grant Marshall	76	8	17	25	70	18-	4	3	Krzysztof Oliwa	3	0	0	0	0	2-	0	0
Jay Pandolfo	82	10	10	20	16	2	0	0	Jason Ryznar	8	0	0	0	2	1-	0	0
Colin White	73	3	14	17	91	2-	1	1	Pascal Rheaume	12	0	0	0	4	6-	0	0
Sean Brown	35	1	11	12	27	14-	0	0	Scott Clemmensen	13	0	0	0	0	-	0	0
Richard Matvichuk	62	1	10	11	40	2	0	0	Ken Klee	18	0	0	0	14	3-	0	0
Erik Rasmussen	67	5	5	10	32	4-	1	0	Cam Janssen	47	0	0	0	91	3-	0	0

GOALTENDERS

	GP	MIN	GA	EN	SO	AVG	W	L	OT	SA	SAV%
Martin Brodeur	73	4365	187	2	5	2.57	43	23	7	2105	.911
Scott Clemmensen	13	627	35	1	0	3.35	3	4	2	295	.881

RESULTS

GM#	Date	Opponent	Score	GF-GA	Record	GM#	Date	Opponent	Score	GF-GA	Record
1	10/5	Pittsburgh	5-1	5-1	1-0-0	42	1/7	@Buffalo	3-2	123-133	19-18-5
2	10/7	@Philadelphia	2-5	7-6	1-1-0	43	1/9	Philadelphia	3-0	126-133	20-18-5
3	10/8	NY Rangers	3-2*	10-8	2-1-0	44	1/13	Vancouver	3-0	129-133	21-18-5
4	10/13	@NY Rangers	1-4	11-12	2-2-0	45	1/15	@Chicago	3-2^	132-135	22-18-5
5	10/15	Carolina	1-6	12-18	2-3-0	46	1/17	@St. Louis	5-3	137-138	23-18-5
6	10/18	Florida	4-3	16-21	3-3-0	47	1/19	@Nashville	4-3^	141-141	24-18-5
7	10/20	@Pittsburgh	6-3	22-24	4-3-0	48	1/21	NY Islanders	3-2^	144-143	25-18-5
8	10/22	@Atlanta	3-4	25-28	4-4-0	49	1/22	@NY Rangers	1-3	145-146	25-19-5
9	10/26	Tampa Bay	3-6	28-34	4-5-0	50	1/24	@NY Islanders	4-0	149-146	26-19-5
10	10/28	Buffalo	3-2	31-36	5-5-0	51	1/26	@Tampa Bay	0-1*	149-147	26-19-6
11	10/29	@Boston	5-4^	36-40	6-5-0	52	1/27	@Florida	0-4	149-151	26-20-6
12	11/1	Pittsburgh	3-4*	39-44	6-5-1	53	2/1	Ottawa	5-3	154-154	27-20-6
13	11/3	NY Rangers	2-4	41-48	6-6-1	54	2/3	Carolina	3-0	157-154	28-20-6
14	11/5	@NY Rangers	2-3^	43-51	6-6-2	55	2/4	@Toronto	2-4	159-158	28-21-6
15	11/8	NY Islanders	1-4	44-55	6-7-2	56	2/7	Tampa Bay	7-4	166-162	29-21-6
16	11/11	@Washington	4-3	48-58	7-7-2	57	2/9	@Boston	3-2*	169-164	30-21-6
17	11/12	Washington	3-2	51-60	8-7-2	58	2/11	NY Islanders	1-2	170-166	30-22-6
18	11/15	@Buffalo	1-4	52-64	8-8-2	59	3/1	Philadelphia	2-1^	172-167	31-22-6
19	11/18	Montreal	5-3	57-67	9-8-2	60	3/2	@NY Islanders	2-3^	174-170	31-22-7
20	11/19	@Ottawa	4-5	61-72	9-9-2	61	3/4	NY Rangers	2-1	176-171	32-22-7
21	11/23	@Florida	5-1	66-73	10-9-2	62	3/7	@NY Islanders	1-2^	177-173	32-22-8
22	11/25	@Tampa Bay	8-2	74-75	11-9-2	63	3/10	@Washington	4-3^	181-176	33-22-8
23	11/29	Boston	3-2	77-77	12-9-2	64	3/11	@Pittsburgh	3-6	184-182	33-23-8
24	11/30	@Philadelphia	1-2	78-79	12-10-2	65	3/14	NY Islanders	1-6	185-188	33-24-8
25	12/3	Minnesota	3-2^	81-81	13-10-2	66	3/16	Pittsburgh	2-1	187-189	34-24-8
26	12/6	@Detroit	2-5	83-86	13-11-2	67	3/19	Ottawa	0-4	187-193	34-25-8
27	12/7	Calgary	1-4	84-90	13-12-2	68	3/21	@Philadelphia	1-2	188-195	34-26-8
28	12/9	Colorado	3-4*	87-94	13-12-3	69	3/23	@Atlanta	5-6*	193-201	34-26-9
29	12/11	@Columbus	2-3*	89-97	13-12-4	70	3/24	Boston	4-2	197-203	35-26-9
30	12/13	Edmonton	2-1^	91-98	14-12-4	71	3/26	Toronto	3-4	200-207	35-27-9
31	12/15	Atlanta	2-3*	93-101	14-12-5	72	3/28	@Ottawa	3-2^	203-209	36-27-9
32	12/17	@Carolina	1-4	94-105	14-13-5	73	3/30	Buffalo	3-1	206-210	37-27-9
33	12/20	@NY Rangers	3-1	97-106	15-13-5	74	4/1	@Philadelphia	4-1	210-211	38-27-9
34	12/21	@NY Islanders	2-4	99-110	15-14-5	75	4/2	@Pittsburgh	3-2*	213-213	39-27-9
35	12/23	Atlanta	0-1	99-111	15-15-5	76	4/5	Pittsburgh	6-4	219-217	40-27-9
36	12/26	@Toronto	1-2	100-113	15-16-5	77	4/8	@Montreal	3-2	222-219	41-27-9
37	12/28	Washington	7-2	107-115	16-16-5	78	4/9	NY Rangers	3-2	225-221	42-27-9
38	12/29	@Pittsburgh	2-6	109-121	16-17-5	79	4/11	@Carolina	4-3*	229-224	43-27-9
39	12/31	Toronto	3-6	112-127	16-18-5	80	4/13	Philadelphia	4-1	233-225	44-27-9
40	1/3	Florida	3-0	115-127	17-18-5	81	4/16	Philadelphia	5-1	238-226	45-27-9
41	1/5	Montreal	5-4	120-131	18-18-5	82	4/18	@Montreal	4-3	242-229	46-27-9

* Denotes overtime
^ Denotes shootout

(49-24-9, 107 pts., 1st Place, Atlantic Division)

SCORING

Player	GP	G	A	PTS	PIM	+/-	PP	GW	Player	GP	G	A	PTS	PIM	+/-	PP	GW
Patrik Elias	75	21	48	69	38	1	8	5	Colin White	69	0	8	8	69	8-	0	0
Zach Parise	82	31	62	30	3-	9	7		Andy Greene	23	1	5	6	6	1-	1	0
Jamie Langenbrunner	82	23	67	60	64	9-	12	7	David Clarkson	7	3	1	4	6	1-	2	1
Scott Gomez	72	13	47	60	42	7	4	1	Cam Janssen	48	1	0	1	114	2-	0	0
Brian Rafalski	82	8	47	55	34	4	3	4	Jim Fahey	13	0	1	1	2	E	0	0
Brian Gionta	62	25	20	45	36	3-	11	4	Alex Brooks	19	0	1	1	4	1-	0	0
Travis Zajac	80	17	25	42	16	1	6	2	David Hale	43	0	1	1	26	2	0	0
Sergei Brylin	82	16	24	40	35	5-	8	2	Martin Brodeur	78	0	1	1	12	-	0	0
John Madden	74	12	20	32	14	7-	0	1	Richard Matvichuk	1	0	0	0	0	1-	0	0
Jay Pandolfo	82	13	14	27	8	5-	0	1	Tuomas Pihlman	2	0	0	0	0	E	0	0
Paul Martin	82	3	23	26	18	9-	1	0	Barry Tallackson	3	0	0	0	0	1-	0	0
Brad Lukowich	75	4	8	12	36	1	0	2	Scott Clemmensen	6	0	0	0	0	-	0	0
Johnny Oduya	76	2	9	11	61	5-	0	0	Dan LaCouture	6	0	0	0	7	E	0	0
Erik Rasmussen	71	3	7	10	25	3-	0	0	Mark Fraser	7	0	0	0	7	1-	0	0
Mike Rupp	76	6	3	9	92	10-	0	1	Rod Pelley	9	0	0	0	0	3-	0	0
Jim Dowd	66	4	4	8	20	5-	0	1									

GOALTENDERS

	GP	MIN	GA	EN	SO	AVG	W	L	OT	SA	SAV%
Martin Brodeur	78	4697	171	5	12	2.18	48	23	7	2182	.922
Scott Clemmensen	6	305	16	1	0	3.15	1	1	2	144	.889

RESULTS

GM#	Date	Opponent	Score	GF-GA	Record	GM#	Date	Opponent	Score	GF-GA	Record
1	10/6	@Carolina	4-0	4-0	1-0-0	42	1/7	@Montreal	3-0	113-100	25-13-4
2	10/7	@Dallas	1-3	5-3	1-1-0	43	1/10	St. Louis	2-3	115-103	25-14-4
3	10/12	Toronto	7-6 ^A	12-9	2-1-0	44	1/12	Atlanta	2-1	117-104	26-14-4
4	10/14	Philadelphia	3-2	15-11	3-1-0	45	1/13	@NY Islanders	2-1*	119-105	27-14-4
5	10/16	@NY Rangers	2-4	17-15	3-2-0	46	1/16	NY Rangers	1-0	120-105	28-14-4
6	10/18	@Pittsburgh	2-1	19-16	4-2-0	47	1/18	Tampa Bay	2-3*	122-108	28-14-5
7	10/19	Nashville	3-4 ^A	22-20	4-2-1	48	1/20	Philadelphia	4-3*	126-111	29-14-5
8	10/21	@Ottawa	1-8	23-28	4-3-1	49	1/26	@Tampa Bay	2-0	128-111	30-14-5
9	10/24	@Pittsburgh	2-4	25-32	4-4-1	50	1/27	@Florida	2-4	130-115	30-15-5
10	10/26	Florida	2-0	27-32	5-4-1	51	1/30	@Atlanta	4-5*	134-120	30-15-6
11	10/28	Columbus	1-0	28-32	6-4-1	52	2/1	@Philadelphia	6-5*	140-125	31-15-6
12	11/2	NY Islanders	2-5	30-37	6-5-1	53	2/3	Buffalo	3-2	143-127	32-15-6
13	11/4	@Montreal	2-1	32-38	7-5-1	54	2/6	NY Rangers	3-2 ^A	146-129	33-15-6
14	11/7	Carolina	3-2 ^A	35-40	8-5-1	55	2/8	NY Islanders	2-0	148-129	34-15-6
15	11/9	Chicago	2-1 ^A	37-41	9-5-1	56	2/11	Tampa Bay	1-4	149-133	34-16-6
16	11/11	Florida	4-2	41-43	10-5-1	57	2/14	Montreal	5-2	154-135	35-16-6
17	11/14	@NY Rangers	2-3	43-46	10-6-1	58	2/16	Pittsburgh	4-5	158-140	35-17-6
18	11/17	Ottawa	3-2	46-48	11-6-1	59	2/17	@NY Islanders	2-0	160-140	36-17-6
19	11/18	@Toronto	2-1	48-49	12-6-1	60	2/20	NY Rangers	2-1	162-141	37-17-6
20	11/22	@Phoenix	1-3	49-52	12-7-1	61	2/22	@NY Rangers	3-2 ^A	165-143	38-17-6
21	11/24	@Anaheim	2-4	51-56	12-8-1	62	2/24	Washington	2-4	167-147	38-18-6
22	11/25	@San Jose	0-2	51-58	12-9-1	63	2/25	@Washington	3-2	170-149	39-18-6
23	11/27	@Los Angeles	2-3*	53-61	12-9-2	64	2/27	@Pittsburgh	1-0	171-149	40-18-6
24	12/1	Pittsburgh	5-2	58-63	13-9-2	65	3/2	Toronto	3-4 ^A	174-153	40-18-7
25	12/2	@Philadelphia	4-3*	62-66	14-9-2	66	3/4	Boston	1-4	175-157	40-19-7
26	12/6	Montreal	2-1*	64-67	15-9-2	67	3/6	@Philadelphia	4-5*	179-162	40-19-8
27	12/8	Philadelphia	2-0	66-67	16-9-2	68	3/8	@Pittsburgh	4-3*	183-165	41-19-8
28	12/9	@Boston	5-1	71-68	17-9-2	69	3/10	@Buffalo	3-2	186-167	42-19-8
29	12/12	Buffalo	2-3	73-71	17-10-2	70	3/14	Pittsburgh	0-3	186-170	42-20-8
30	12/14	@Boston	3-5	76-76	17-11-2	71	3/15	@Carolina	3-2	189-172	43-20-8
31	12/16	Detroit	1-2	77-78	17-12-2	72	3/17	Carolina	2-7	191-179	43-21-8
32	12/17	@NY Rangers	6-1	83-79	18-12-2	73	3/20	@Toronto	1-2	192-181	43-22-8
33	12/19	Atlanta	3-4*	86-83	18-12-3	74	3/22	@Tampa Bay	1-3	193-184	43-23-8
34	12/22	@Washington	4-1	90-84	19-12-3	75	3/24	@Florida	4-3*	197-187	44-23-8
35	12/23	@Atlanta	2-5	92-89	19-13-3	76	3/27	@NY Islanders	3-2	200-189	45-23-8
36	12/26	Pittsburgh	3-0	95-89	20-13-3	77	3/28	@Buffalo	3-4	203-193	45-24-8
37	12/29	Washington	4-3	99-92	21-13-3	78	3/30	Philadelphia	3-1	206-194	46-24-8
38	12/30	@NY Islanders	2-0	101-92	22-13-3	79	4/1	Boston	3-1	209-195	47-24-8
39	1/2	NY Rangers	2-3*	103-95	22-13-4	80	4/3	Ottawa	2-1*	211-196	48-24-8
40	1/4	NY Islanders	4-3	107-98	23-13-4	81	4/5	@Philadelphia	3-2	214-198	49-24-8
41	1/6	@Ottawa	3-2	110-100	24-13-4	82	4/8	NY Islanders	2-3*	216-201	49-24-9

SCORING

Player	GP	G	A	PTS	PIM	+/-	PP	GW	Player	GP	G	A	PTS	PIM	+/-	PP	GW
Zach Parise	81	32	33	65	25	13	10	8	Arron Asham	77	6	4	10	84	6-	0	2
Patrik Elias	74	20	35	55	38	10	7	8	Colin White	57	2	8	10	26	5-	0	1
Brian Gionta	82	22	31	53	46	1	8	4	Andy Greene	59	2	8	10	22	E	2	0
John Madden	80	20	23	43	26	1	3	3	Mike Rupp	64	3	6	9	58	8-	1	0
Jamie Langenbrunner	64	13	28	41	30	1-	5	2	Sheldon Brookbank	44	0	8	8	63	E	0	0
Dainius Zubrus	82	13	25	38	38	2	4	2	Vitaly Vishnevski	69	2	5	7	50	12-	0	0
Travis Zajac	82	14	20	34	31	11-	5	1	Rod Pelley	58	2	4	6	19	3-	0	1
Paul Martin	73	5	27	32	22	20	2	2	Martin Brodeur	77	0	4	4	6	-	0	0
Johnny Oduya	75	6	20	26	46	27	2	0	Noah Clarke	1	1	0	1	0	E	0	0
Jay Pandolfo	54	12	12	24	22	10	0	1	Niclas Bergfors	1	0	0	0	0	1-	0	0
David Clarkson	81	9	13	22	183	1	0	1	Olli Malmivaara	1	0	0	0	0	2	0	0
Mike Mottau	76	4	13	17	48	11-	1	1	Barry Tallackson	3	0	0	0	0	E	0	0
Sergei Brylin	82	6	10	16	20	5-	0	1	Bryce Salvador	8	0	0	0	11	E	0	0
Karel Rachunek	47	4	9	13	40	3	0	0	Kevin Weekes	9	0	0	0	2	-	0	0

GOALTENDERS

	GP	MIN	GA	EN	SO	AVG	W	L	OT	SA	SAV%
Martin Brodeur	77	4635	168	8	4	2.17	44	27	6	2089	.920
Kevin Weekes	9	343	17	0	0	2.97	2	2	1	160	.894

RESULTS

GM#	Date	Opponent	Score	GF-GA	Record	GM#	Date	Opponent	Score	GF-GA	Record
1	10/4	@ Tampa Bay	1-3	1-3	0-1-0	42	1/8	Buffalo	2-1^	103-98	24-15-3
2	10/6	@ Florida	4-1	5-4	1-1-0	43	1/10	@ Carolina	4-1	107-99	25-15-3
3	10/8	@ Ottawa	2-4	7-8	1-2-0	44	1/12	@ Buffalo	3-2^	110-101	26-15-3
4	10/11	@ Florida	0-3	7-11	1-3-0	45	1/16	NY Islanders	1-3	111-104	26-16-3
5	10/13	@ Atlanta	6-5	13-16	2-3-0	46	1/18	Florida	1-2	112-106	26-17-3
6	10/17	@ Pittsburgh	5-4	18-20	3-3-0	47	1/20	Toronto	3-2	115-108	27-17-3
7	10/18	@ Philadelphia	0-4	18-24	3-4-0	48	1/22	@ Philadelphia	7-3	122-111	28-17-3
8	10/20	@ NY Islanders	3-4*	21-28	3-4-1	49	1/24	Montreal	3-4	125-115	28-18-3
9	10/25	@ NY Rangers	0-2	21-30	3-5-1	50	1/29	Pittsburgh	2-4	127-119	28-19-3
10	10/27	Ottawa	1-4	22-34	3-6-1	51	2/1	NY Rangers	1-3	128-122	28-20-3
11	10/31	Tampa Bay	6-1	28-35	4-6-1	52	2/2	Los Angeles	6-3	134-125	29-20-3
12	11/2	Toronto	3-2	31-37	5-6-1	53	2/4	Pittsburgh	4-3*	138-128	30-20-3
13	11/3	@ NY Rangers	1-2^	32-39	5-6-2	54	2/6	@ Buffalo	2-3^	140-131	30-20-4
14	11/5	Pittsburgh	0-5	32-44	5-7-2	55	2/8	Anaheim	1-2	141-133	30-21-4
15	11/8	Philadelphia	4-1	36-45	6-7-2	56	2/9	Carolina	6-1	147-134	31-21-4
16	11/10	@ NY Islanders	1-2	37-47	6-8-2	57	2/13	Ottawa	3-2*	150-136	32-21-4
17	11/12	@ Pittsburgh	3-2	40-49	7-8-2	58	2/15	Atlanta	3-4^	153-140	32-21-5
18	11/14	NY Rangers	2-4	42-53	7-9-2	59	2/16	@ Ottawa	3-2	156-142	33-21-5
19	11/16	NY Islanders	0-1	42-54	7-10-2	60	2/18	Carolina	5-1	161-143	34-21-5
20	11/17	@ Philadelphia	6-2	48-56	8-10-2	61	2/20	San Jose	3-2	164-145	35-21-5
21	11/21	@ Pittsburgh	2-1	50-57	9-10-2	62	2/23	NY Islanders	4-2	168-147	36-21-5
22	11/23	@ Atlanta	3-0	53-57	10-10-2	63	2/24	@ Washington	2-1*	170-148	37-21-5
23	11/24	@ Tampa Bay	3-2	56-59	11-10-2	64	2/26	@ Carolina	1-2*	171-150	37-21-6
24	11/28	Dallas	4-0	60-61	12-10-2	65	2/29	Washington	0-4	171-154	37-22-6
25	11/30	Montreal	4-2	64-61	13-10-2	66	3/1	@ Montreal	1-2	172-156	37-23-6
26	12/2	Atlanta	3-2^	67-63	14-10-2	67	3/4	@ Toronto	4-1	176-157	38-23-6
27	12/5	Boston	4-3*	71-66	15-10-2	68	3/7	Tampa Bay	2-1*	178-158	39-23-6
28	12/7	Washington	3-2	74-68	16-10-2	69	3/8	@ Toronto	2-1	180-159	40-23-6
29	12/9	@ NY Rangers	0-1*	74-69	16-10-3	70	3/11	@ Montreal	0-4	180-163	40-24-6
30	12/10	@ Washington	2-3	76-72	16-11-3	71	3/13	@ Minnesota	4-3^	184-166	41-24-6
31	12/13	@ Boston	3-1	79-73	17-11-3	72	3/15	@ Colorado	4-2	188-168	42-24-6
32	12/15	Phoenix	1-4	80-77	17-12-3	73	3/19	NY Rangers	1-2^	189-170	42-24-7
33	12/16	Philadelphia	4-2	84-79	18-12-3	74	3/21	NY Islanders	1-3	190-173	42-25-7
34	12/18	@ Vancouver	0-5	84-84	18-13-3	75	3/22	@ Pittsburgh	1-7	191-180	42-26-7
35	12/21	@ Edmonton	3-1	87-85	19-13-3	76	3/25	Pittsburgh	0-2	191-182	42-27-7
36	12/23	@ Calgary	1-0*	88-85	20-13-3	77	3/27	@ NY Rangers	2-3	193-185	42-28-7
37	12/28	Buffalo	2-1^	90-86	21-13-3	78	3/28	Philadelphia	5-4^	198-189	43-28-7
38	12/29	@ NY Islanders	2-5	92-91	21-14-3	79	4/1	@ NY Islanders	2-1*	200-190	44-28-7
39	1/2	Florida	3-2	95-93	22-14-3	80	4/2	Boston	3-2^	203-192	45-28-7
40	1/4	Philadelphia	3-0	98-93	23-14-3	81	4/4	@ Philadelphia	0-3	203-195	45-29-7
41	1/5	@ Boston	3-4	101-97	23-15-3	82	4/6	NY Rangers	3-2^	206-197	46-29-7

* Denotes overtime
^ Denotes shootout

SCORING

Player	GP	G	A	PTS	PIM	+/-	PP	GW	Player	GP	G	A	PTS	PIM	+/-	PP	GW
Zach Parise	82	45	49	94	24	30	14	8	Bobby Holik	62	4	5	9	66	2-	0	1
Patrik Elias	77	31	47	78	32	12	18	6	Mike Rupp	73	3	6	9	136	2-	0	0
Jamie Langenbrunner	81	29	40	69	56	25	6	7	Andy Greene	49	2	7	9	22	3	0	0
Travis Zajac	82	20	42	62	29	33	5	2	Niclas Havelid	15	0	4	4	6	2-	0	0
Brian Gionta	81	20	40	60	32	12	3	1	Anssi Salmela	17	0	3	3	6	1	0	0
Dainius Zubrus	82	15	25	40	69	6	1	3	Niclas Bergfors	8	1	0	1	0	1-	0	0
Paul Martin	73	5	28	33	36	21	2	1	Petr Vrana	16	1	0	1	2	4	0	0
David Clarkson	82	17	15	32	164	1-	4	3	Matt Halischuk	1	0	1	1	0	1-	0	0
Brian Rolston	64	15	17	32	30	2	8	3	P.L. Letourneau-Leblond	8	0	1	1	22	3	0	0
Johnny Oduya	82	7	22	29	30	21	1	4	Jay Leach	24	0	1	1	21	0	0	0
John Madden	76	7	16	23	26	7	0	2	Patrick Davis	1	0	0	0	0	0	0	0
Colin White	71	1	17	18	46	18	0	0	Barry Tallackson	4	0	0	0	0	1-	0	0
Bryce Salvador	76	3	13	16	78	1-	0	2	Sheldon Brookbank	15	0	0	0	25	1	0	0
Mike Mottau	80	1	14	15	35	24	0	0	Kevin Weekes	16	0	0	0	0	-	0	0
Brendan Shanahan	34	6	8	14	29	2-	2	1	Martin Brodeur	31	0	0	0	4	-	0	0
Jay Pandolfo	61	5	5	10	10	12-	0	1	Scott Clemmensen	40	0	0	0	2	-	0	0

GOALTENDERS

	GP	MIN	GA	EN	SO	AVG	W	L	OT	SA	SAV%
Scott Clemmensen	40	2356	94	5	2	2.39	25	13	1	1138	.917
Martin Brodeur	31	1814	73	2	5	2.41	19	19	3	870	.916
Kevin Weekes	16	795	32	1	0	2.42	7	5	0	399	.920

RESULTS

GM#	Date	Opponent	Score	GF-GA	Record	GM#	Date	Opponent	Score	GF-GA	Record
1	10/10	NY Islanders	2-1	2-1	1-0-0	42	1/11	@ Anaheim	3-4	127-110	24-15-3
2	10/11	@ Pittsburgh	2-1*	4-2	2-0-0	43	1/13	@ Vancouver	5-3	132-113	25-15-3
3	10/13	@ NY Rangers	1-4	5-6	2-1-0	44	1/16	@ Columbus	2-1	134-114	26-15-3
4	10/16	@ Atlanta	1-0	6-6	3-1-0	45	1/17	@ NY Islanders	3-1	137-115	27-15-3
5	10/18	@ Washington	4-3^	10-9	4-1-0	46	1/19	@ Nashville	3-1	140-116	28-15-3
6	10/22	Dallas	5-0	15-9	5-1-0	47	1/21	Montreal	5-2	145-118	29-15-3
7	10/24	Philadelphia	3-6	18-15	5-2-0	48	1/27	@ Ottawa	4-1	149-119	30-15-3
8	10/25	@ Philadelphia	2-3*	20-18	5-2-1	49	1/29	@ Boston	4-3*	153-122	31-15-3
9	10/29	Toronto	5-6^	25-24	5-2-2	50	1/30	Pittsburgh	4-3*	157-125	32-15-3
10	11/1	Atlanta	6-1	31-25	6-2-2	51	2/3	Washington	2-5	159-130	32-16-3
11	11/3	Buffalo	0-2	31-27	6-3-2	52	2/6	@ Atlanta	5-1	164-131	33-16-3
12	11/5	Tampa Bay	4-3^	35-30	7-3-2	53	2/7	Los Angeles	1-3	165-134	33-17-3
13	11/8	@ Detroit	1-3	36-33	7-4-2	54	2/9	NY Rangers	3-0	168-134	34-17-3
14	11/9	Edmonton	1-2	37-35	7-5-2	55	2/11	NY Islanders	4-2	172-136	35-17-3
15	11/12	NY Rangers	2-5	39-40	7-6-2	56	2/13	Boston	1-0	173-136	36-17-3
16	11/14	@ Washington	1-3	40-43	7-7-2	57	2/15	San Jose	6-5	179-141	37-17-3
17	11/15	Washington	6-5^	46-48	8-7-2	58	2/17	@ Florida	0-4	179-145	37-18-3
18	11/20	Florida	3-1	49-49	9-7-2	59	2/19	@ Tampa Bay	3-2^	182-147	38-18-3
19	11/21	NY Islanders	5-2	54-51	10-7-2	60	2/21	@ NY Islanders	0-4	182-151	38-19-3
20	11/23	@ Tampa Bay	7-3	61-54	11-7-2	61	2/26	Colorado	4-0	186-151	39-19-3
21	11/26	@ Florida	3-2*	64-56	12-7-2	62	2/28	Florida	7-2	193-153	40-19-3
22	11/29	@ Pittsburgh	1-4	65-60	12-8-2	63	3/1	Philadelphia	3-0	196-153	41-19-3
23	12/4	@ Philadelphia	3-2*	68-62	13-8-2	64	3/3	@ Toronto	3-2*	199-155	42-19-3
24	12/6	@ Montreal	2-1*	70-63	14-8-2	65	3/7	@ NY Islanders	3-7	202-162	42-20-3
25	12/10	Pittsburgh	4-1	74-64	15-8-2	66	3/10	Calgary	3-2	205-164	43-20-3
26	12/12	NY Rangers	8-5	82-69	16-8-2	67	3/12	Phoenix	5-2	210-166	44-20-3
27	12/13	Buffalo	2-4	84-73	16-9-2	68	3/14	@ Montreal	3-1	213-167	45-20-3
28	12/16	@ Toronto	2-3^	86-76	16-9-3	69	3/17	Chicago	3-2	216-169	46-20-3
29	12/17	@ Buffalo	5-3	91-79	17-9-3	70	3/18	@ Carolina	2-4	218-173	46-21-3
30	12/19	Ottawa	5-1	96-80	18-9-3	71	3/20	Minnesota	4-0	222-173	47-21-3
31	12/21	Philadelphia	3-2^	99-82	19-9-3	72	3/22	@ Boston	1-4	223-177	47-22-3
32	12/23	Boston	0-2	99-84	19-10-3	73	3/23	@ Philadelphia	2-4	225-181	47-23-3
33	12/26	Pittsburgh	0-1	99-85	19-11-3	74	3/27	@ Chicago	2-3*	227-184	47-23-4
34	12/27	@ NY Rangers	4-2	103-87	20-11-3	75	3/28	Carolina	1-2	228-186	47-24-4
35	12/30	@ St. Louis	4-3	107-90	21-11-3	76	3/30	@ NY Rangers	0-3	228-189	47-25-4
36	12/31	@ Dallas	2-4	109-94	21-12-3	77	4/1	@ Pittsburgh	1-6	229-195	47-26-4
37	1/2	Montreal	4-1	113-95	22-12-3	78	4/3	Tampa Bay	5-4*	234-199	48-26-4
38	1/4	Ottawa	4-3*	117-98	23-12-3	79	4/4	@ Buffalo	3-2	237-201	49-26-4
39	1/6	@ Carolina	2-3	119-101	23-13-3	80	4/7	Toronto	1-4	238-205	49-27-4
40	1/8	Atlanta	0-4	119-105	23-14-3	81	4/9	@ Ottawa	3-2^	241-207	50-27-4
41	1/10	@ Los Angeles	5-1	124-106	24-14-3	82	4/11	Carolina	3-2	244-209	51-27-4

(48-27-7, 103 Pts., 1st Place, Atlantic Division)

SCORING

Player	GP	G	A	PTS	PIM	+/-	PP	GW	Player	GP	G	A	PTS	PIM	+/-	PP	GW
Zach Parise	81	38	44	82	32	24	9	5	Mark Fraser	61	3	3	6	36	3	0	0
Travis Zajac	82	25	42	67	24	22	6	4	Johnny Oduya	40	2	2	4	18	2	0	0
Jamie Langenbrunner	81	19	42	61	44	6	6	4	Ilkka Pikkarainen	31	1	3	4	10	3	0	0
Patrik Elias	58	19	29	48	40	18	3	4	Cory Murphy	12	2	1	3	2	2	0	0
Brian Rolston	80	20	17	37	22	2	7	3	Anssi Salmela	9	1	2	3	0	5	0	0
Andy Greene	78	6	31	37	14	9	4	4	Martin Skoula	19	0	3	3	4	7	0	0
Niclas Bergfors	54	13	14	27	10	7	8	4	Martin Brodeur	77	0	3	3	6	-	0	0
Ilya Kovalchuk	27	10	17	27	8	9	2	1	Matt Halischuk	20	1	1	2	2	4	0	0
Dainius Zubrus	51	10	17	27	28	4	1	4	P.L. Letourneau-Leblond	27	0	2	2	48	4	0	0
David Clarkson	46	11	13	24	85	3	3	2	Patrick Davis	8	1	0	1	0	2	0	0
Rob Niedermayer	71	10	12	22	45	3	0	0	Tyler Eckford	3	0	1	1	4	E	0	0
Mike Mottau	79	2	16	18	41	4	0	0	Nick Palmieri	6	0	1	1	0	E	0	0
Dean McAmmond	62	8	9	17	40	1	1	2	Tim Sestito	9	0	1	1	2	2	0	0
Bryce Salvador	79	4	10	14	57	8	0	2	Rob Davison	1	0	0	0	0	E	0	0
Colin White	81	2	10	12	46	8	0	0	Ben Walter	2	0	0	0	2	E	0	0
Paul Martin	22	2	9	11	2	10	1	0	Matthew Corrente	12	0	0	0	24	E	0	0
Rod Pelley	63	2	8	10	40	4	0	0	Yann Danis	12	0	0	0	0	-	0	0
Vladimir Zharkov	40	0	10	10	8	2	0	0	Andrew Peters	29	0	0	0	93	5	0	0
Jay Pandolfo	52	4	5	9	6	10	0	3									

GOALTENDERS

	GP	MIN	GA	EN	SO	AVG	W	L	OT	SA	SAV%
Yann Danis	12	467	16	1	0	2.06	3	2	1	207	.923
Martin Brodeur	77	4499	168	1	9	2.24	45	25	6	2004	.916

RESULTS

GM#	Date	Opponent	Score	GF-GA	Record	GM#	Date	Opponent	Score	GF-GA	Record
1	10/3	Philadelphia	2-5	2-5	0-1-0	42	1/8	Tampa Bay#	2-4	124-93	30-11-1
2	10/5	NY Rangers	2-3	4-8	0-2-0	43	1/9	@Montreal	2-1*	126-94	31-11-1
3	10/8	@Tampa Bay	4-3*	8-11	1-2-0	44	1/12	@NY Rangers	1-0*	127-94	32-11-1
4	10/10	@Florida	3-2	11-13	2-2-0	45	1/14	@Phoenix	3-4	130-98	32-12-1
5	10/12	@Washington	3-2*	14-15	3-2-0	46	1/16	@Colorado	1-3	131-101	32-13-1
6	10/16	Atlanta	2-4	16-19	3-3-0	47	1/18	@NY Islanders	0-4	131-105	32-14-1
7	10/17	Carolina	2-0	18-19	4-3-0	48	1/20	Florida	2-0	133-105	33-14-1
8	10/22	@NY Rangers	4-2	22-21	5-3-0	49	1/22	Montreal	1-3	134-108	33-15-1
9	10/24	@Pittsburgh	4-1	26-22	6-3-0	50	1/23	@NY Islanders	4-2	138-110	34-15-1
10	10/28	Buffalo	1-4	27-26	6-4-0	51	1/26	@Ottawa	0-3	138-113	34-16-1
11	10/29	@Boston	2-1	29-27	7-4-0	52	1/27	@Buffalo	1-2*	139-115	34-16-2
12	10/31	@Tampa Bay	2-1*	31-28	8-4-0	53	1/29	Toronto	5-4*	144-119	35-16-2
13	11/4	Washington	3-2	34-30	9-4-0	54	1/31	Los Angeles	2-3	146-122	35-17-2
14	11/6	NY Islanders	2-1	36-31	10-4-0	55	2/2	@Toronto	0-3	146-125	35-18-2
15	11/7	@Ottawa	3-2	39-33	11-4-0	56	2/5	Toronto	4-3	150-128	36-18-2
16	11/11	Anaheim	3-1	42-34	12-4-0	57	2/6	@NY Rangers	1-3	151-131	36-19-2
17	11/12	@Pittsburgh	4-1	46-35	13-4-0	58	2/8	@Philadelphia	2-3	153-134	36-20-2
18	11/14	Washington	5-2	51-37	14-4-0	59	2/10	Philadelphia	2-3*	155-137	36-20-3
19	11/16	@Philadelphia	2-3	53-40	14-5-0	60	2/12	Nashville	5-2	160-139	37-20-3
20	11/19	@Nashville	2-3*	55-43	14-5-1	61	2/13	@Carolina	2-5	162-144	37-21-3
21	11/21	@Dallas	3-5	58-48	14-6-1	62	3/2	@San Jose	4-3	166-147	38-21-3
22	11/25	Ottawa	3-1	61-49	15-6-1	63	3/5	@Calgary	3-5	169-152	38-22-3
23	11/27	@Boston	2-1*	63-50	16-6-1	64	3/7	@Edmonton	0-2	169-154	38-23-3
24	11/28	NY Islanders	6-1	69-51	17-6-1	65	3/10	NY Rangers	6-3	175-157	39-23-3
25	12/2	Vancouver	2-5	71-56	17-7-1	66	3/12	Pittsburgh	3-1	178-158	40-24-3
26	12/4	Tampa Bay	3-2	74-58	18-7-1	67	3/13	@NY Islanders	2-4	180-162	40-24-3
27	12/5	Detroit	4-3*	78-61	19-7-1	68	3/15	Boston	3-2	183-164	41-24-3
28	12/7	@Buffalo	3-0	81-61	20-7-1	69	3/17	Pittsburgh	5-2	188-166	42-24-3
29	12/9	Carolina	4-2	85-63	21-7-1	70	3/18	@Toronto	1-2*	189-168	42-24-4
30	12/11	Florida	2-4	87-67	21-8-1	71	3/20	St. Louis	0-1	189-169	42-25-4
31	12/12	Philadelphia	4-1	91-68	22-8-1	72	3/23	Columbus	6-3	195-172	43-25-4
32	12/16	Montreal	2-1	93-69	23-8-1	73	3/25	NY Rangers	3-4*	198-176	43-25-5
33	12/18	Ottawa	4-2	97-71	24-8-1	74	3/27	@Montreal	4-2	202-178	44-25-5
34	12/19	@Atlanta	5-4	102-75	25-8-1	75	3/28	@Philadelphia	1-5	203-183	44-26-5
35	12/21	@Pittsburgh	4-0	106-75	26-8-1	76	3/30	Boston	0-1*	203-184	44-26-6
36	12/26	@Washington	1-4	107-79	26-9-1	77	4/2	Chicago	1-2*	204-186	44-26-7
37	12/28	Atlanta	3-2	110-81	27-9-1	78	4/3	@Carolina	4-0	208-186	45-26-7
38	12/30	Pittsburgh	2-0	112-81	28-9-1	79	4/6	@Atlanta	3-0	211-186	46-26-7
39	12/31	@Chicago	1-5	113-86	28-10-1	80	4/8	@Florida	2-3	213-189	46-27-7
40	1/2	@Minnesota	5-3	118-89	29-10-1	81	4/10	NY Islanders	7-1	220-190	47-27-7
41	1/5	Dallas	4-0	122-89	30-10-1	82	4/11	Buffalo	2-1	222-191	48-27-7

* Denotes overtime
^ Denotes shootout
Postponed; completed 1/10

(38-39-5, 81 Pts., 4th Place, Atlantic Division)

SCORING

Player	GP	G	A	PTS	PIM	+/-	PP	GW	Player	GP	G	A	PTS	PIM	+/-	PP	GW
Patrik Elias	81	21	41	62	16	4	7	5	Colin White	69	0	6	6	48	2	0	0
Ilya Kovalchuk	81	31	29	60	28	26	9	9	Matt Taormina	17	3	2	5	2	2	1	0
Travis Zajac	82	13	31	44	24	6	2	1	Alexander Vasyunov	18	1	4	5	0	E	0	0
Brian Rolston	65	14	20	34	34	6	6	4	Vladimir Zharkov	38	2	2	4	2	3	0	0
Dainius Zubrus	79	13	17	30	53	11	1	2	Adam Mair	65	1	3	4	45	16	0	0
Jason Arnott	62	13	11	24	32	9	2	0	Mark Fraser	26	0	2	2	29	2	0	0
Andy Greene	82	4	19	23	22	23	1	1	Tim Sestito	36	0	2	2	9	5	0	0
Mattias Tedenby	58	8	14	22	14	3	2	2	Martin Brodeur	56	0	2	2	2	-	0	0
David Clarkson	82	12	6	18	116	20	1	1	Brad Mills	4	1	0	1	5	1	0	0
Nick Palmieri	43	9	8	17	6	9	1	2	Alexander Urbom	8	1	0	1	0	2	0	1
Henrik Tallinder	82	5	11	16	40	6	0	2	David Steckel	18	1	0	1	2	3	0	0
Jamie Langenbrunner	31	4	10	14	16	15	0	2	Johan Hedberg	34	0	1	1	4	-	0	0
Mark Fayne	57	4	10	14	27	10	0	0	Adam Henrique	1	0	0	0	0	1	0	0
Jacob Josefson	28	3	7	10	6	5	0	1	P.L. Letourneau-Leblond	2	0	0	0	21	2	0	0
Rod Pelley	74	3	7	10	27	9	1	0	Mike McKenna	2	0	0	0	0	-	0	0
Anton Volchenkov	57	0	8	8	36	3	0	0	Tyler Eckford	4	0	0	0	0	1	0	0
Anssi Salmela	48	1	6	7	14	11	0	1	Jay Leach	7	0	0	0	7	E	0	0
Zach Parise	13	3	3	6	6	1	0	1	Stephen Gionta	12	0	0	0	6	3	0	0
Matthew Corrente	22	0	6	6	44	5	0	0	Olivier Magnan	18	0	0	0	4	4	0	0

GOALTENDERS

	GP	MIN	GA	EN	SO	AVG	W	L	OT	SA	SAV%
Johan Hedberg	34	1717	68	1	3	2.38	15	12	2	777	.912
Martin Brodeur	56	3116	127	5	6	2.45	23	26	3	1313	.903
Mike McKenna	2	118	6	0	0	3.05	0	1	0	56	.893

RESULTS

GM#	Date	Opponent	Score	GF-GA	Record	GM#	Date	Opponent	Score	GF-GA	Record
1	10/8	Dallas	3-4*	3-4	0-0-1	42	1/9	Tampa Bay	6-3	78-133	11-29-2
2	10/9	@Washington	2-7	5-11	0-1-1	43	1/14	@Tampa Bay	5-2	83-135	12-29-2
3	10/11	Pittsburgh	1-3	6-14	0-2-1	44	1/15	@Florida	2-3*	85-138	12-29-3
4	10/13	@Buffalo	1-0*	7-14	1-2-1	45	1/17	@NY Islanders	5-2	90-140	13-29-3
5	10/15	Colorado	2-3	9-17	1-3-1	46	1/20	Pittsburgh	2-0	92-140	14-29-3
6	10/16	Boston	1-4	10-21	1-4-1	47	1/22	@Philadelphia	3-1	95-141	15-29-3
7	10/21	@Montreal	3-0	13-21	2-4-1	48	1/23	Florida	5-2	100-143	16-29-3
8	10/23	Buffalo	1-6	14-27	2-5-1	49	1/26	@Detroit	1-3	101-146	16-30-3
9	10/24	@NY Rangers	1-3	15-30	2-6-1	50	2/1	Ottawa	2-1	103-147	17-30-3
10	10/27	@San Jose	2-5	17-35	2-7-1	51	2/3	@NY Rangers	3-2	106-149	18-30-3
11	10/29	@Anaheim	2-1	19-36	3-7-1	52	2/4	Florida	3-4*	109-153	18-30-4
12	10/30	@Los Angeles	1-3	20-39	3-8-1	53	2/6	@Montreal	4-1	113-154	19-30-4
13	11/1	@Vancouver	0-3	20-42	3-9-1	54	2/8	Carolina	3-2*	116-156	20-30-4
14	11/3	@Chicago	5-3	25-45	4-9-1	55	2/10	@Toronto	2-1*	118-157	21-30-4
15	11/5	NY Rangers	0-3	25-48	4-10-1	56	2/11	San Jose	2-1	120-158	22-30-4
16	11/10	Buffalo	4-5*	29-53	4-10-2	57	2/16	Carolina	3-2	123-160	23-30-4
17	11/12	Edmonton	4-3*	33-56	5-10-2	58	2/18	NY Rangers	1-0	124-160	24-30-4
18	11/15	@Boston	0-3	33-59	5-11-2	59	2/19	@Carolina	4-1	128-161	25-30-4
19	11/18	@Toronto	1-3	34-62	5-12-2	60	2/22	@Dallas	1-0	129-161	26-30-4
20	11/20	@St. Louis	2-3	36-65	5-13-2	61	2/25	@Tampa Bay	1-2	130-163	26-31-4
21	11/22	Washington	5-0	41-65	6-13-2	62	2/27	@Florida	2-1	132-164	27-31-4
22	11/24	Calgary	2-1*	43-66	7-13-2	63	3/2	Tampa Bay	2-1	134-165	28-31-4
23	11/26	@NY Islanders	0-2	43-68	7-14-2	64	3/4	Pittsburgh	2-1*	136-166	29-31-4
24	11/27	Philadelphia	2-1*	45-69	8-14-2	65	3/6	@NY Islanders	3-2*	139-168	30-31-4
25	12/2	Montreal	1-5	46-74	8-15-2	66	3/8	Ottawa	1-2	140-170	30-32-4
26	12/4	@Philadelphia	3-5	49-79	8-16-2	67	3/11	@Atlanta	3-2*	143-172	31-32-4
27	12/6	@Pittsburgh	1-2	50-81	8-17-2	68	3/12	NY Islanders	3-2*	146-174	32-32-4
28	12/10	@Ottawa	2-3	52-84	8-18-2	69	3/15	Atlanta	4-2	150-176	33-32-4
29	12/11	Detroit	1-4	53-88	8-19-2	70	3/17	@Ottawa	1-3	151-179	33-33-4
30	12/15	Phoenix	3-0	56-88	9-19-2	71	3/18	Washington	0-3	151-182	33-34-4
31	12/17	Nashville	1-3	57-91	9-20-2	72	3/20	@Columbus	3-0	154-182	34-34-4
32	12/18	@Atlanta	1-7	58-98	9-21-2	73	3/22	@Boston	1-4	155-186	34-35-4
33	12/21	@Washington	1-5	59-103	9-22-2	74	3/25	@Pittsburgh	0-1*	155-187	34-35-5
34	12/23	NY Islanders	1-5	60-108	9-23-2	75	3/26	@Buffalo	0-2	155-189	34-36-5
35	12/26	Toronto	1-4	61-112	9-24-2	76	3/30	NY Islanders	3-2	158-191	35-36-5
36	12/29	NY Rangers	1-3	62-115	9-25-2	77	4/1	Philadelphia	4-2	162-193	36-36-5
37	12/31	Atlanta	3-1	65-116	10-25-2	78	4/2	Montreal	1-3	163-196	36-37-5
38	1/1	@Carolina	3-6	68-122	10-26-2	79	4/5	@Pittsburgh	2-4	165-200	36-38-5
39	1/4	Minnesota	1-2	69-124	10-27-2	80	4/6	Toronto	4-2	169-202	37-38-5
40	1/6	Philadelphia	2-4	71-128	10-28-2	81	4/9	@NY Rangers	2-5	171-207	37-39-5
41	1/8	@Philadelphia	1-2	72-130	10-29-2	82	4/10	Boston	3-2	174-209	38-39-5

(48-28-6, 102 Pts., 4th Place, Atlantic Division)

SCORING

Player	GP	G	A	PTS	PIM	+/-	PP	GW	Player	GP	G	A	PTS	PIM	+/-	PP	GW
Ilya Kovalchuk	77	37	46	83	33	9	10	5	Travis Zajac	15	2	4	6	4	3	1	1
Patrik Elias	81	26	52	78	16	8	8	3	Steve Bernier	32	1	5	6	16	6	0	0
Zach Parise	82	31	38	69	32	5	7	3	Mattias Tedenby	43	1	5	6	16	15	0	0
Adam Henrique	74	16	35	51	7	8	0	3	Henrik Tallinder	39	0	6	6	16	11	0	0
David Clarkson	80	30	16	46	138	8	8	7	Martin Brodeur	59	0	4	4	2	-	0	0
Petr Sykora	82	21	23	44	40	4	4	6	Peter Harrold	11	0	2	2	0	E	0	0
Dainius Zubrus	82	17	27	44	34	7	4	2	Stephen Gionta	1	1	0	1	0	1	0	1
Alexei Ponikarovsky	33	7	11	18	8	9	0	2	Alexander Urbom	5	1	0	1	9	1	0	0
Adam Larsson	65	2	16	18	20	7	0	0	Brad Mills	27	0	1	1	32	10	-	0
Mark Fayne	82	4	13	17	26	4	0	1	Cam Janssen	48	0	1	1	75	8	-	0
Andy Greene	56	1	15	16	16	3	0	0	Stephane Veilleux	1	0	0	0	0	E	0	0
Kurtis Foster	28	3	9	12	23	9	-	0	Mark Fraser	4	0	0	0	14	2	-	0
Anton Volchenkov	72	2	9	11	34	3	0	1	Vladimir Zharkov	4	0	0	0	0	2	-	0
Jacob Josefson	41	2	7	9	6	10	0	0	Rod Pelley	7	0	0	0	7	E	0	0
Bryce Salvador	82	0	9	9	66	18	0	0	Steve Zalewski	7	0	0	0	0	2	-	0
Ryan Carter	65	4	4	8	84	12	-	0	Tim Sestito	18	0	0	0	7	5	-	0
Marek Zidlicky	22	2	6	8	10	E	2	1	Johan Hedberg	27	0	0	0	2	-	0	0
Nick Palmieri	29	4	3	7	12	7	-	0	Eric Boulton	51	0	0	0	115	12	-	0
Matt Taormina	30	1	6	7	4	6	0	0									

GOALTENDERS

	GP	MIN	GA	EN	SO	AVG	W	L	OT	SA	SAV%
Johan Hedberg	27	1591	59	3	4	2.23	17	7	2	718	.918
Martin Brodeur	59	3392	136	7	3	2.41	31	21	4	1472	.908

RESULTS

GM#	Date	Opponent	Score	GF-GA	Record	GM#	Date	Opponent	Score	GF-GA	Record
1	10/8	Philadelphia	0-3	0-3	0-1-0	42	1/10	@Calgary	3-6	117-123	23-17-2
2	10/10	Carolina	4-2	4-5	1-1-0	43	1/11	@Edmonton	2-1*	119-124	24-17-2
3	10/13	Los Angeles	2-1^	6-6	2-1-0	44	1/14	@Winnipeg	2-1	121-125	25-17-2
4	10/15	@Nashville	3-2^	9-8	3-1-0	45	1/17	Winnipeg	5-1	126-126	26-17-2
5	10/21	San Jose	3-4^	12-12	3-1-1	46	1/19	Boston	1-4	127-130	26-18-2
6	10/22	@Pittsburgh	1-4	13-16	3-2-1	47	1/21	Philadelphia	1-4	128-134	26-19-2
7	10/25	@Los Angeles	3-0	16-16	4-2-1	48	1/24	Buffalo	1-2^	129-136	26-19-3
8	10/27	@Phoenix	3-5	19-21	4-3-1	49	1/31	NY Rangers	4-3^	133-139	27-19-3
9	10/29	@Dallas	1-3	20-24	4-4-1	50	2/2	Montreal	5-3	138-142	28-19-3
10	11/2	Toronto	3-5	23-29	4-5-1	51	2/4	@Philadelphia	6-4	144-146	29-19-3
11	11/3	@Philadelphia	4-3^	27-32	5-5-1	52	2/5	Pittsburgh	5-2	149-148	30-19-3
12	11/5	Winnipeg	3-2*	30-34	6-5-1	53	2/7	@NY Rangers	1-0	150-148	31-19-3
13	11/8	Carolina	3-2	33-36	7-5-1	54	2/9	St. Louis	3-4^	153-152	31-19-4
14	11/11	Washington	1-3	34-39	7-6-1	55	2/11	Florida	1-3	154-155	31-20-4
15	11/12	@Washington	3-2^	37-41	8-6-1	56	2/14	@Buffalo	4-1	158-156	32-20-4
16	11/15	@Boston	3-4	40-45	8-7-1	57	2/17	Anaheim	3-2^	161-158	33-20-4
17	11/16	@Buffalo	5-3	45-48	9-7-1	58	2/19	@Montreal	3-1	164-159	34-20-4
18	11/19	@Tampa Bay	4-2	49-50	10-7-1	59	2/21	@Toronto	4-3*	168-162	35-20-4
19	11/21	@Florida	3-4	52-54	10-8-1	60	2/24	Vancouver	1-2	169-164	35-21-4
20	11/23	Columbus	2-1^	54-55	11-8-1	61	2/26	Tampa Bay	3-4	172-168	35-22-4
21	11/25	@NY Islanders	1-0	55-55	12-8-1	62	2/27	@NY Rangers	0-2	172-170	35-23-4
22	11/26	NY Islanders	2-3	57-58	12-9-1	63	3/1	Boston	3-4*	175-174	35-23-5
23	11/30	@Colorado	1-6	58-64	12-10-1	64	3/2	@Washington	5-0	180-174	36-23-5
24	12/2	@Minnesota	2-4	60-68	12-11-1	65	3/4	@NY Islanders	0-1	180-175	36-24-5
25	12/3	@Winnipeg	2-4	62-72	12-12-1	66	3/6	NY Rangers	4-1	184-176	37-24-5
26	12/6	@Toronto	3-2*	65-74	13-12-1	67	3/8	NY Islanders	5-1	189-177	38-24-5
27	12/8	Ottawa	5-4^	70-78	14-12-1	68	3/10	@NY Islanders	2-1	191-178	39-24-5
28	12/10	Montreal	1-2	71-80	14-13-1	69	3/11	Philadelphia	4-1	195-179	40-24-5
29	12/12	@Tampa Bay	5-4	76-84	15-13-1	70	3/13	@Philadelphia	0-3	195-182	40-25-5
30	12/13	@Florida	3-2^	79-86	16-13-1	71	3/15	Colorado	1-0^	196-182	41-25-5
31	12/16	Dallas	6-3	85-89	17-13-1	72	3/17	Pittsburgh	2-5	198-187	41-26-5
32	12/17	@Montreal	5-3	90-92	18-13-1	73	3/19	@NY Rangers	2-4	200-191	41-27-5
33	12/20	NY Rangers	1-4	91-96	18-14-1	74	3/20	@Ottawa	1-0	201-191	42-27-5
34	12/23	Washington	4-3^	95-99	19-14-1	75	3/23	Toronto	3-4^	204-195	42-27-6
35	12/26	@Carolina	2-4	97-103	19-15-1	76	3/25	@Pittsburgh	2-5	206-200	42-28-6
36	12/28	Buffalo	3-1	100-104	20-15-1	77	3/27	Chicago	2-1^	208-201	43-28-6
37	12/31	Pittsburgh	3-1	103-105	21-15-1	78	3/29	Tampa Bay	6-4	214-205	44-28-6
38	1/2	@Ottawa	2-3*	105-108	21-15-2	79	3/31	@Carolina	5-0	219-205	45-28-6
39	1/4	Boston	1-6	106-114	21-16-2	80	4/3	NY Islanders	3-1	222-206	46-28-6
40	1/6	Florida	5-2	111-116	22-16-2	81	4/5	@Detroit	2-1	224-207	47-28-6
41	1/7	@Pittsburgh	3-1	114-117	23-16-2	82	4/7	Ottawa	4-2	228-209	48-28-6

* Denotes overtime
^ Denotes shootout

NEW JERSEY DEVILS



25 Lafayette St.
Newark, NJ 07102
(973) 757-6100

DIRECTIONS:

From Newark Penn Station

- Walk through the terminal and up the staircase to Gateway Center.
- Walk the full length of the Gateway Complex and exit the building onto Mulberry Street.
- Continue left on Mulberry Street until reaching Prudential Center, which is across the street on the right.

From New Jersey Turnpike

- Take exit 15E (Newark/Jersey City), follow signs to Raymond Blvd. At the stop light, make a right and proceed about two miles to Mulberry Street (Downtown Newark).
- Turn left onto Mulberry Street.
- Continue past Market Street and Edison Place, Prudential Center is on the right.

From Garden State Parkway South

- Take exit 145, follow signs to Route 280 East (Harrison/Newark).
- Take exit 15A (Route 21/Downtown Newark).
- Make right and proceed for 1/2 mile on Route 21 until the Market Street intersection.
- Make a right at the light onto Market Street.
- Make a left at the next light at the intersection of Market and Mulberry Streets, Prudential Center is on the right.

From Garden State Parkway North/Route 78

- Take exit 142 (Route 78), follow Route 78 East to exit 58A and follow signs for Rts. 1 and 9 North and then proceed to Rt. 21 North (McCarter Highway).
- Continue north on Rt. 21 for approximately 1 1/2 miles. At the Market Street intersection, make a left onto Market Street.
- Make a left at the next light at the intersection of Market and Mulberry Streets, Prudential Center is on the right.

From Newark Liberty International Airport

- Follow signs for Rts. 1 and 9 North and follow directions above for Garden State Parkway North.

From New York City

- From George Washington Bridge or Lincoln Tunnel follow signs to New Jersey Turnpike South.
- Follow directions above for New Jersey Turnpike.

DEVILS' ALL-STAR GAME REPRESENTATIVES

YEAR	HOST SITE	PLAYER	G (MINS)	A (GA)	PTS (GAA)	PIM (RESULT)
1983	NY Islanders	Hector Marini	0	1	1	0
1984	New Jersey	Joe Cirella	1	1	2	0
		Glenn Resch	31	3	5.81	W
1985	Calgary	Kirk Muller	0	1	1	0
		Phil Russell	0	0	0	2
1986	Hartford	Kirk Muller	0	0	0	0
1987	Quebec	Kirk Muller (1)	0	0	0	0
	(Rendez-Vous)	Kirk Muller (2)	0	0	0	2
1988	St. Louis	Kirk Muller	0	0	0	0
1989	Edmonton	Sean Burke*	30	3	6.00	-
		John MacLean	0	0	0	0
1990	Pittsburgh	Kirk Muller	2	1	3	0
1991	Chicago	John MacLean	1	0	1	0
1992	Philadelphia	Scott Stevens	1	0	1	0
1993	Montreal	Craig Billington	20	4	12.00	-
		Scott Stevens	0	2	2	0
1994	NY Rangers	Scott Stevens	1	1	2	0
1996	Boston	Martin Brodeur*	20	0	0.00	-
		Scott Stevens*	0	0	0	0
1997	San Jose	Martin Brodeur	20	4	12.00	W
		Scott Stevens	0	2	2	0
1998	Vancouver	Martin Brodeur	20	2	6.00	W
		Bobby Holik	0	0	0	0
		Scott Niedermayer	1	0	1	0
		Scott Stevens	0	0	0	0
1999	Tampa Bay	Martin Brodeur*	20	1	3.00	-
		Bobby Holik	0	1	1	0
		Scott Stevens	0	0	0	0
2000	Toronto	Martin Brodeur	20	2	6.00	L
		Patrik Elias	0	2	2	0
		Scott Gomez	0	0	0	0
		Scott Stevens	0	0	0	0
2001	Colorado	Martin Brodeur	20	5	15.00	W
		Scott Niedermayer	0	0	0	0
		Scott Stevens	0	2	2	0
2002	Los Angeles	Patrik Elias	0	1	1	0
		Brian Rafalski		Injured, did not play		
2003	Florida	Martin Brodeur	20	1	3.00	-
		Scott Stevens	0	0	0	0
2004	Minnesota	Martin Brodeur*	20	1	3.00	-
		Scott Niedermayer (C)...	0	1	1	0
		Brian Rafalski	0	0	0	0
		Scott Stevens* (C).....		Injured, did not play		
	YoungStars	Paul Martin	0	1	1	0
2006	Olympics	No game				
2007	Dallas	Martin Brodeur	20	6	18.00	-
		Brian Rafalski	0	2	2	0
	YoungStars	Zach Parise	2	4	6	0
2008	Atlanta	Martin Brodeur*		Unable to participate		
	YoungStars	David Clarkson	1	0	1	0
2009	Montreal	Zach Parise	1	0	1	0
2010	Olympics	No game				
2011	Carolina	Patrik Elias	1	1	2	0
2012	Ottawa	None				
	YoungStars	Adam Henrique		Injured, did not play		
		Adam Larsson		Injured, did not play		

*Indicates starter as selected by the fans.

CURRENT DEVILS IN ALL-STAR GAME

MARTIN BRODEUR

YEAR	TEAM	GP	MINS	GA	GAA	RESULT
1996	Eastern Conference (NJ)*	1	20	0	0.00	-
1997	Eastern Conference (NJ)	1	20	4	12.00	W
1998	North America (NJ)	1	20	2	6.00	W
1999	North America (NJ)*	1	20	1	3.00	-
2000	North America (NJ)	1	20	2	6.00	L
2001	North America (NJ)	1	20	5	15.00	W
2003	Eastern Conference (NJ)	1	20	1	3.00	-
2004	Eastern Conference (NJ)*	1	20	1	3.00	-
2007	Eastern Conference (NJ)	1	20	6	18.00	-
2008	Eastern Conference (NJ)*			Unable to participate		
Totals		9	180	22	7.33	3-1-0

PATRIK ELIAS

YEAR	TEAM	GP	G	A	PTS	PIM
2000	World (NJ)	1	0	2	2	0
2002	World (NJ)	1	0	1	1	0
2011	Team Staal (NJ)	1	1	1	2	0
Totals		3	1	4	5	0

JAROMIR JAGR

YEAR	TEAM	GP	G	A	PTS	PIM
1992	Wales Conference (Pit.)*	1	0	1	1	0
1993	Wales Conference (Pit.)*	1	1	1	2	0
1994	Eastern Conference (Pit.)*		Injured, did not play			
1996	Eastern Conference (Pit.)*	1	1	0	1	0
1997	Eastern Conference (Pit.)*		Injured, did not play			
1998	World (Pit.)*	1	1	0	1	0
1999	World (Pit.)*	1	0	1	1	0
2000	World (Pit.)*	1	1	1	2	0
2001	World (Pit.)*		Injured, did not play			
2002	World (Wsh.)*	1	0	0	0	0
2003	Eastern Conference (Wsh.)*	1	0	3	3	0
2004	Eastern Conference (NYR)	1	0	1	1	0
Totals		9	4	8	12	0

*Indicates starter as selected by the fans.

CURRENT DEVILS IN YOUNGSTARS GAME

ADAM HENRIQUE

YEAR	TEAM	GP	G	A	PTS	PIM
2012	(NJ)		Injured, did not play			

ADAM LARSSON

YEAR	TEAM	GP	G	A	PTS	PIM
2012	(NJ)		Injured, did not play			

MICHAEL RYDER

YEAR	TEAM	GP	G	A	PTS	PIM
2004	Eastern Conference (Mtl.)	1	0	1	1	0

ANTON VOLCHENKOV

YEAR	TEAM	GP	G	A	PTS	PIM
2003	Eastern Conference (Ott.)	1	1	0	1	0

JERSEY DEVIL NAME & LEGEND

After it was announced in May of 1982 that the Colorado Rockies franchise was moving to New Jersey, several state newspapers ran a contest asking readers for their nickname suggestions.

So why Devils? Said Devils' founder, the late Dr. John J. McMullen, at the time, "It's a great nickname because it combines the folklore of South Jersey with the Meadowlands."

For those unfamiliar with the legend, the New Jersey Devil dates back some 250 years. While there are many variations of the story, it most frequently begins with Mrs. Leeds, a farm woman from the Pine Barrens region of South Jersey. Already the mother of 12 children, when Mrs. Leeds found out that the 13th was on the way, she apparently exclaimed in despair, "Let it be a devil!"

In addition to being a busy mother, it should be noted that Mrs. Leeds was rumored to have dabbled in sorcery and many thought her to be a witch. On the night of her delivery in 1735, fierce thunderstorms hit the area and an air of uneasiness surrounded her house. When she finally gave birth, the offspring was a demonic creature that has alternately been reported to have had the features of a bat, snake, kangaroo, as well as a man. In any case, the creature quickly flew out an open window and immediately began cutting a wide swath of havoc and destruction throughout the state.

The legend has been fueled through the years by alleged sightings. The devil has been the object of numerous hunts and other pursuits, none of which have apparently been successful.

1. 11/12/83: Cgy. 4 @ DEVILS 3 (Nilsson, 2:36 PPG)
Goaltenders: LOW/Edwards
2. 12/23/83: Pit. 6 @ DEVILS 5 (Carlyle, 2:12)
Goaltenders: RESCH/Romano
3. 12/27/83: STL. 5 @ DEVILS 4 (B. Sutter, 1:25)
Goaltenders: RESCH/Heinz
4. 1/4/84: DEVILS 3 @ NYR 4 (Ruotsalainen, 4:47)
Goaltenders: RESCH/Hanlon
5. 1/20/84: STL. 4 @ DEVILS 3 (Mullen, 1:22)
Goaltenders: RESCH/Liut
6. 2/16/84: Hfd. 5 @ DEVILS 6 (LUDVIG, 4:54)
Goaltenders: RESCH/Staniowski
7. 2/19/84: NYI 5 @ DEVILS 4 (Tonelli, 3:40)
Goaltenders: RESCH/Melanson
8. 3/10/84: DEVILS 5 @ STL. 6 (Ramage, 3:09 PPG)
Goaltenders: RESCH/Hanlon
9. 1/12/84: DEVILS 4 @ Min. 5 (Hartsburg, 3:35)
Goaltenders: RESCH/Melanson
10. 1/6/85: DEVILS 4 @ NYR 5 (Sandstrom, 1:14)
Goaltenders: RESCH/Hanlon
11. 10/13/85: DEVILS 3 @ NYR 2 (PRESTON, 3:41)
Goaltenders: CHEVRIER/Kleisinger
12. 10/17/85: Hfd. 4 @ DEVILS 3 (Dineen, 1:49)
Goaltenders: RESCH/Heinz
13. 11/2/85: NYR 5 @ DEVILS 6 (BRIDGMAN, 0:50)
Goaltenders: CHEVRIER/Vanbiesbrouck
14. 1/15/86: DEVILS 4 @ Det. 3 (HIGGINS, 1:23)
Goaltenders: CHEVRIER/Mio
15. 1/24/86: DEVILS 6 @ Edm. 7 (Gretzky, 1:29)
Goaltenders: BILLINGTON/Fuhr
16. 12/2/86: NYI 3 @ DEVILS 2 (Bossy, 3:28)
Goaltenders: RESCH/Smith
17. 2/20/86: Que. 3 @ DEVILS 4 (PRESTON, 4:56)
Goaltenders: RESCH/Gosselin
18. 10/30/86: NYI 6 @ DEVILS 7 (BROTEN, 4:22)
Goaltenders: CHEVRIER/Hrudey
19. 1/27/86: Tor. 2 @ DEVILS 3 (SULLIMAN, 0:35)
Goaltenders: CHEVRIER/Hrudey
20. 2/8/87: Pit. 2 @ DEVILS 1 (Kontos, 2:12)
Goaltenders: CHEVRIER/Meloche
21. 3/14/87: DEVILS 6 @ NYI 7 (LaFontaine, 1:01)
Goaltenders: CHEVRIER/Hrudey
22. 3/18/87: DEVILS 3 @ Wpg. 4 (Mullen, 0:40)
Goaltenders: CHEVRIER/Berthiaume
23. 3/21/87: DEVILS 2 @ STL. 6 (VERBEEK, 3:12)
Goaltenders: RESCH/Miller
24. 4/5/87: Wsh. 6 @ DEVILS 5 (Franceschetti, 0:12)
Goaltenders: BILLINGTON/Mason
25. 10/17/87: DEVILS 3 @ Hfd. 4 (Turgeon, 3:59)
Goaltenders: CHEVRIER/Weeks
26. 1/12/87: DEVILS 8 @ Edm. 7 (A. BROTEN, 0:13)
Goaltenders: DUNHAM/Shields
27. 1/21/88: Det. 3 @ DEVILS 2 (Ashton, 3:37)
Goaltenders: SAUVE/St. Laurent
28. 1/29/88: Chi. 2 @ DEVILS 3 (WOLANIN, 4:43)
Goaltenders: SAUVE/Mason
29. 3/5/88: DEVILS 7 @ Bos. 6 (BRICKLEY, 0:47)
Goaltenders: BURKE/Kearns
30. 4/3/88: DEVILS 3 @ STL. 3 (MacLEAN, 2:21)
Goaltenders: BURKE/Pang
31. 1/19/88: Edm. 3 @ DEVILS 2 (Anderson, 4:46)
Goaltenders: BURKE/Fuhr
32. 1/20/89: DEVILS 6 @ Wsh. 5 (MULLER, 4:25)
Goaltenders: BURKE/Malachuk
33. 2/17/89: DEVILS 2 @ Wpg. 3 (Ellett, 2:43)
Goaltenders: BURKE/Fuhr
34. 3/11/89: DEVILS 2 @ NYI 3 (LaFontaine, 1:04)
Goaltenders: BURKE/Hackett
35. 3/29/89: NYI 5 @ DEVILS 4 (Kerr, 0:27 PPG)
Goaltenders: BILLINGTON/Hackett
36. 10/13/89: Mtl. 4 @ DEVILS 3 (Lebeau, 2:50)
Goaltenders: TERRERI/Lachar
37. 1/15/89: Min. 2 @ DEVILS 1 (Donatelli, 1:35)
Goaltenders: BURKE/Casey
38. 1/17/89: NYR 4 @ DEVILS 5 (MULLER, 3:37)
Goaltenders: BURKE/Vanbiesbrouck
39. 1/28/89: NYI 2 @ DEVILS 3 (MacLEAN, 3:30)
Goaltenders: BURKE/Fitzpatrick
40. 2/19/89: DEVILS 3 @ NYI 5 (Don Maloney, 3:18)
Goaltenders: TERRERI/Healy
41. 12/22/89: DEVILS 5 @ Phi. 4 (MULLER, 1:14)
Goaltenders: BURKE/Wregget
42. 2/19/90: DEVILS 3 @ NYR 4 (Mullen, 4:47)
Goaltenders: BURKE/Vanbiesbrouck
43. 1/12/91: Edm. 5 @ DEVILS 4 (S. Smith, 0:56)
Goaltenders: TERRERI/Dafoe
44. 3/27/91: Hfd. 3 @ DEVILS 4 (BROWN, 2:47)
Goaltenders: BURKE/Sidorkiewicz
45. 11/4/91: DEVILS 2 @ Mtl. 3 (Keane, 0:38)
Goaltenders: TERRERI/Roy
46. 11/20/91: Wsh. 5 @ DEVILS 6 (RICHER, 1:41)
Goaltenders: BILLINGTON/Beaupre
47. 2/18/92: Phi. 3 @ DEVILS 4 (FETISOV, 1:42)
Goaltenders: TERRERI/Hextall
48. 2/28/92: NYI 3 @ DEVILS 2 (Thomas, 3:48)
Goaltenders: TERRERI/Healy
49. 3/7/92: DEVILS 2 @ Wsh. 3 (D. Hunter, 2:49)
Goaltenders: TERRERI/Beaupre
50. 4/12/92: Wsh. 4 @ DEVILS 3 (Bondra, 2:15)
Goaltenders: TERRERI/Hivnack
51. 10/22/92: DEVILS 6 @ Chi. 5 (RICHER, 0:49)
Goaltenders: TERRERI/Belfour
52. 10/28/92: DEVILS 4 @ Hfd. 3 (McKay, 0:48)
Goaltenders: BILLINGTON/Pietrangelo
53. 11/14/92: DEVILS 4 @ Wsh. 3 (HOLIK, 2:09)
Goaltenders: BILLINGTON/Beaupre
54. 12/23/92: DEVILS 5 @ NYR 4 (RICHER, 1:33)
Goaltenders: BILLINGTON/Vanbiesbrouck
55. 11/20/93: Det. 4 @ DEVILS 3 (Kozlov, 0:29)
Goaltenders: TERRERI/Cheveldae
56. 3/3/94: DEVILS 5 @ TB 4 (MacLEAN, 3:04)
Goaltenders: TERRERI/Puppa
57. 1/26/95: DEVILS 0 @ Bos. 1 (Oates, 3:43)
Goaltenders: TERRERI/Lacher
58. 3/19/95: Bos. 3 @ DEVILS 4 (RICHER, 1:36)
Goaltenders: TERRERI/Lacher
59. 4/22/95: Phi. 4 @ DEVILS 3 (LeClair, 0:54)
Goaltenders: BRODEUR/Roussel
60. 11/29/95: Col. 3 @ DEVILS 4 (RICHER, 0:57)
Goaltenders: BRODEUR/Thibault
61. 12/19/95: NYI 3 @ DEVILS 5 (GUERIN, 2:13 PPG)
Goaltenders: BRODEUR/Hextall
62. 1/30/96: DEVILS 3 @ Van. 2 (THOMAS, 3:46)
Goaltenders: BRODEUR/Hirsch
63. 2/3/96: DEVILS 3 @ Ott. 2 (McKay, 0:41)
Goaltenders: BRODEUR/Rhodes
64. 3/9/96: DEVILS 4 @ Phi. 3 (THOMAS, 0:21)
Goaltenders: BRODEUR/Barraso
65. 3/10/96: DEVILS 3 @ Phi. 3 (GUERIN, 3:45 PPG)
Goaltenders: BRODEUR/Snow
66. 3/23/96: DEVILS 3 @ NYI 2 (THOMAS, 3:38)
Goaltenders: BRODEUR/Fichaud
67. 11/12/96: Wsh. 2 @ DEVILS 3 (NIEDERMAYER, 3:04)
Goaltenders: BRODEUR/Carey
68. 1/28/96: DEVILS 3 @ Phi. 4 (Kuchuk, 4:08)
Goaltenders: BRODEUR/Khabibulin
69. 12/7/96: Phx. 4 @ DEVILS 3 (Shannon, 2:03)
Goaltenders: BRODEUR/Wakaluk
70. 10/23/97: Mtl. 1 @ DEVILS 2 (SYKORA, 4:43 PPG)
Goaltenders: BRODEUR/Moog
71. 1/22/97: Fla. 2 @ DEVILS 1 (Jovanovski, 4:08)
Goaltenders: DUNHAM/Shields
72. 1/1/98: DEVILS 1 @ Fla. 2 (R. Niedermayer, 1:53 PPG)
Goaltender: SHULMISTRA/Vanbiesbrouck
73. 1/5/98: Dal. 4 @ DEVILS 3 (Lehtinen, 0:34)
Goaltender: BRODEUR/Belfour
74. 4/15/98: Buf. 4 @ DEVILS 5 (STEVENS, 4:38)
Goaltenders: DUNHAM/Shields
75. 11/19/98: Car. 2 @ DEVILS 3 (PANDOLFO, 3:37)
Goaltenders: BRODEUR/Irbe
76. 12/10/98: DEVILS 5 @ Phi. 4 (ANDREYCHUK, 1:18)
Goaltenders: BRODEUR/Hextall
77. 1/30/99: Nsh. 3 @ DEVILS 2 (Bordeleau, 2:43)
Goaltenders: BRODEUR/Dunham
78. 4/18/99: Phi. 2 @ DEVILS 3 (HOLIK, 3:27)
Goaltenders: TERRERI/Vanbiesbrouck
79. 10/22/99: DEVILS 1 @ Dal. 2 (Zubov, 0:32)
Goaltenders: BRODEUR/Belfour
80. 11/28/99: DEVILS 3 @ SJ 4 (Marleau, 4:54)
Goaltenders: BRODEUR/Shields
81. 12/29/99: Bos. 4 @ DEVILS 5 (ELIAS, 0:19)
Goaltenders: BRODEUR/Edwards
82. 1/3/00: DEVILS 4 @ Ott. 3 (MORRISON, 2:52)
Goaltenders: BRODEUR/Laimie
83. 1/14/00: Wsh. 3 @ DEVILS 2 (Oates, 4:37)
Goaltenders: BRODEUR/Kolzig
84. 1/28/00: DEVILS 3 @ Car. 4 (O'Neil, 0:16)
Goaltenders: TERRERI/Irbe
85. 2/24/00: DEVILS 2 @ Mtl. 3 (Brunet, 0:58 PPG)
Goaltenders: BRODEUR/Hackett
86. 4/8/00: Fla. 1 @ DEVILS 2 (ARNOTT, 0:47)
Goaltenders: BRODEUR/Vernon
87. 10/30/00: Fla. 5 @ DEVILS 6 (HOLIK, 1:55)
Goaltenders: BRODEUR/Kidd
88. 1/16/00: DEVILS 3 @ Bos. 2 (GOMEZ, 4:58)
Goaltenders: BRODEUR/Dafoe
89. 11/18/00: Car. 2 @ DEVILS 3 (ELIAS, 4:20)
Goaltenders: BRODEUR/Irbe
90. 1/25/01: DEVILS 3 @ STL. 4 (Turgeon, 3:17)
Goaltenders: BRODEUR/Turek
91. 1/27/01: DEVILS 3 @ Bos. 4 (Samsonov, 1:14)
Goaltenders: BRODEUR/Dafoe
92. 2/10/01: DEVILS 4 @ Phi. 5 (Kovalev, 0:18)
Goaltenders: BRODEUR/Irbe
93. 3/6/01: Ott. 2 @ DEVILS 3 (ELIAS, 0:28)
Goaltenders: BRODEUR/Laimie
94. 3/17/01: DEVILS 6 @ Edm. 5 (ELIAS, 4:51)
Goaltenders: BRODEUR/Salo
95. 10/17/01: DEVILS 3 @ NYR 4 (Feury, 1:20 PPG)
Goaltenders: BRODEUR/Richter
96. 10/30/01: DEVILS 4 @ Bos. 3 (NIEDERMAYER, 0:52)
Goaltenders: BRODEUR/Dafoe
97. 11/9/01: Tor. 2 @ DEVILS 3 (ELIAS, 3:26 PPG)
Goaltenders: BRODEUR/Khabibulin
98. 11/15/01: DEVILS 4 @ Bos. 5 (Thornton, 1:45)
Goaltenders: BRODEUR/Dafoe
99. 12/12/01: NYI 2 @ DEVILS 3 (NIEDERMAYER, 1:25 PPG)
Goaltenders: BRODEUR/Osgood
100. 1/15/02: TB 5 @ DEVILS 4 (Ciger, 1:25)
Goaltenders: BRODEUR/Khabibulin
101. 2/9/02: DEVILS 2 @ Phi. 1 (RAFALSKI, 4:51)
Goaltenders: BRODEUR/Hedberg
102. 3/17/02: Van. 3 @ DEVILS 2 (Ohlund, 3:04 PPG)
Goaltenders: BRODEUR/Skudra
103. 4/7/02: Bos. 2 @ DEVILS 3 (NIEDERMAYER, 3:17)
Goaltenders: BRODEUR/Graham
104. 4/13/02: DEVILS 4 @ Wsh. 3 (NIEDERMAYER, 1:53)
Goaltenders: VANBIESBROUCK/Charpentier
105. 10/18/02: Nsh. 2 @ DEVILS 3 (ELIAS, 1:16)
Goaltenders: BRODEUR/Dunham
106. 11/12/02: Ana. 2 @ DEVILS 3 (LANGENBRUNNER, 3:04)
Goaltenders: BRODEUR/Giguere
107. 11/19/02: Buf. 3 @ DEVILS 4 (NIEDERMAYER, 1:23)
Goaltenders: BRODEUR/Miller
108. 12/7/02: DEVILS 2 @ Phi. 1 (Draper, 1:55)
Goaltenders: BRODEUR/Joseph
109. 11/30/02: DEVILS 5 @ STL. 4 (FRIESEN, 4:48)
Goaltenders: BRODEUR/Brathwaite
110. 12/2/02: DEVILS 1 @ Phi. 0 (GIONTA, 2:51)
Goaltenders: BRODEUR/Cechmanek
111. 12/4/02: Van. 3 @ DEVILS 2 (Bertuzzi, 0:56)
Goaltenders: BRODEUR/Clocher
112. 2/14/02: DEVILS 3 @ Ott. 4 (Fisher, 3:10)
Goaltenders: BRODEUR/Laimie
113. 12/28/02: Wsh. 1 @ DEVILS 2 (NIEDERMAYER, 4:10 PPG)
Goaltenders: BRODEUR/Kolzig
114. 1/22/03: DEVILS 5 @ SJ 4 (NIEUWENDYK, 4:32)
Goaltenders: BRODEUR/Kiprusoff
115. 1/25/03: DEVILS 1 @ LA 2 (Palfy, 3:50)
Goaltenders: BRODEUR/Edwards
116. 3/1/03: Wsh. 1 @ DEVILS 2 (STEVENS, 2:54)
Goaltenders: BRODEUR/Kolzig
117. 3/5/03: DEVILS 4 @ Cgy. 5 (Gelinis, 1:54)
Goaltenders: SCHWAB/Turek
118. 4/1/03: Tor. 3 @ DEVILS 2 (Kaberie, 2:44)
Goaltenders: BRODEUR/Belfour
119. 11/5/03: SJ 2 @ DEVILS 3 (LANGENBRUNNER, 4:17)
Goaltenders: BRODEUR/Nabokov
120. 11/21/03: Pit. 1 @ DEVILS 2 (ELIAS, 0:39)
Goaltenders: BRODEUR/Feury
121. 12/10/03: NYI 0 @ DEVILS 1 (ELIAS, 2:09)
Goaltenders: BRODEUR/Snow
122. 12/26/03: NYI 4 @ DEVILS 3 (Parish, 1:25)
Goaltenders: BRODEUR/Snow
123. 1/5/04: Edm. 2 @ DEVILS 3 (ELIAS, 0:41)
Goaltenders: BRODEUR/Salo
124. 1/17/04: Wsh. 1 @ DEVILS 2 (ELIAS, 2:17)
Goaltenders: SCHWAB/Kolzig
125. 2/15/04: LA 2 @ DEVILS 3 (MARTIN, 3:53)
Goaltenders: BRODEUR/Cechmanek
126. 3/5/04: DEVILS 2 @ TB 3 (Andreychuk, 2:17)
Goaltenders: BRODEUR/Khabibulin
127. 3/23/04: DEVILS 4 @ Fla. 3 (NIEDERMAYER, 3:55)
Goaltenders: BRODEUR/Luong
128. 10/8/05: NYR 2 @ DEVILS 3 (RAFALSKI, 3:17)
Goaltenders: BRODEUR/Lundqvist
129. 1/11/05: Pit. 4 @ DEVILS 3 (Gonchar, 1:01)
Goaltenders: CLEMMENSEN/Caron
130. 12/11/05: DEVILS 2 @ CBJ 3 (Berard, 4:46)
Goaltenders: BRODEUR/Denis
131. 12/15/05: Atl. 3 @ DEVILS 2 (Savard, 4:55 PPG)
Goaltenders: BRODEUR/Garnett
132. 1/26/06: DEVILS 0 @ TB 1 (Fedotenko, 2:22)
Goaltenders: BRODEUR/Graham
133. 2/9/06: DEVILS 3 @ Bos. 2 (GIONTA, 2:10)
Goaltenders: BRODEUR/Thomas
134. 3/23/06: DEVILS 5 @ Atl. 6 (Bondra, 1:03)
Goaltenders: BRODEUR/Lehtonen
135. 4/2/06: DEVILS 3 @ Pit. 2 (GIONTA, 2:22)
Goaltenders: BRODEUR/Feury
136. 4/11/06: DEVILS 4 @ Car. 3 (GIONTA, 0:28 PPG)
Goaltenders: BRODEUR/Gerber
137. 12/6/06: Mtl. 1 @ DEVILS 2 (ELIAS, 4:52 PPG)
Goaltenders: BRODEUR/Aebischer
138. 1/13/07: DEVILS 2 @ NYI 1 (GOMEZ, 3:40)
Goaltenders: BRODEUR/DiPietro
139. 2/1/07: DEVILS 6 @ Phi. 5 (LUKOWICH, 4:10)
Goaltenders: BRODEUR/Nittymaki
140. 3/6/07: DEVILS 4 @ Phi. 5 (Gagne, 1:47)
Goaltenders: BRODEUR/Biron
141. 10/20/07: DEVILS 3 @ NYI 4 (Guerin, 4:56 PPG)
Goaltenders: WEEKES/DiPietro
142. 12/5/07: Bos. 3 @ DEVILS 4 (ELIAS, 3:16)
Goaltenders: BRODEUR/Rask
143. 12/9/07: DEVILS 0 @ NYR 1 (Shanahan, 0:30)
Goaltenders: BRODEUR/Lundqvist
144. 12/23/07: DEVILS 1 @ Cgy. 0 (ELIAS, 0:25)
Goaltenders: BRODEUR/Thomas
145. 2/4/08: Pit. 3 @ DEVILS 4 (PARISE, 0:37)
Goaltenders: BRODEUR/Conklin
146. 2/13/08: Ott. 2 @ DEVILS 3 (GIONTA, 2:14)
Goaltenders: BRODEUR/Gerber
147. 2/24/08: DEVILS 2 @ Wsh. 1 (MADDEN, 4:10)
Goaltenders: BRODEUR/Johnson
148. 2/26/08: DEVILS 1 @ Phi. 2 (Samsonov, 1:36)
Goaltenders: BRODEUR/Ward
149. 3/7/08: TB 1 @ DEVILS 2 (ELIAS, 4:02)
Goaltenders: BRODEUR/Ramo
150. 4/1/08: DEVILS 2 @ NYI 1 (PARISE, 0:29)
Goaltenders: BRODEUR/MacDonald
151. 10/1/08: DEVILS 2 @ Pit. 1 (PARISE, 4:22)
Goaltenders: BRODEUR/Feury
152. 10/25/08: DEVILS 2 @ Phi. 3 (Carter, 3:44)
Goaltenders: BRODEUR/Biron
153. 11/26/08: DEVILS 3 @ Fla. 2 (ODUYA, 4:04)
Goaltenders: CLEMMENSEN/Anderson
154. 12/4/08: DEVILS 3 @ Phi. 2 (ELIAS, 2:46)
Goaltenders: CLEMMENSEN/Biron
155. 12/6/08: DEVILS 1 @ Mtl. 2 (PARISE, 0:31 PPG)
Goaltenders: CLEMMENSEN/Price
156. 1/4/09: Ott. 3 @ DEVILS 4 (ROLSTON, 1:43 PPG)
Goaltenders: CLEMMENSEN/Auld
157. 1/29/09: DEVILS 4 @ Bos. 3 (LANGENBRUNNER, 1:11)
Goaltenders: CLEMMENSEN/Thomas
158. 1/30/09: Pit. 3 @ DEVILS 4 (LANGENBRUNNER, 4:00)
Goaltenders: CLEMMENSEN/Feury
159. 2/3/09: DEVILS 3 @ Ott. 4 (ODUYA, 4:48)
Goaltenders: BRODEUR/Toskala
160. 3/27/09: DEVILS 2 @ Chi. 3 (Seabrook, 3:36)
Goaltenders: BRODEUR/Khabibulin
161. 4/3/09: TB 4 @ DEVILS 5 (PARISE, 1:21)
Goaltenders: BRODEUR/Ramo
162. 1/9/10: DEVILS 2 @ Mtl. 1 (PARISE, 2:38)
Goaltenders: BRODEUR/Halak
163. 1/29/10: Tor. 4 @ DEVILS 5 (ZAJAC, 3:44 PPG)
Goaltenders: BRODEUR/Toskala
164. 2/10/10: Phi. 3 @ DEVILS 2 (Gagne, 3:27)
Goaltenders: BRODEUR/Leighton
165. 3/30/10: Bos. 1 @ DEVILS 2 (Bergeron, 4:41)
Goaltenders: BRODEUR/Rask
166. 10/8/10: Dal. 4 @ DEVILS 3 (Eriksson, 1:36)
Goaltenders: BRODEUR/Lehtonen
167. 10/13/10: DEVILS 1 @ Buf. 0 (KOVALCHUK, 0:53)
Goaltenders: BRODEUR/Miller
168. 11/12/10: Edm. 3 @ DEVILS 4 (KOVALCHUK, 3:27 PPG)
Goaltenders: BRODEUR/Dubnyk
169. 1/15/11: DEVILS 2 @ Fla. 3 (Kulikov, 3:36)
Goaltenders: BRODEUR/Clemmensen
170. 2/4/11: Fla. 4 @ DEVILS 3 (Olesz, 2:00)
Goaltenders: HEDBERG/Vokun
171. 2/8/11: Car. 2 @ DEVILS 3 (TEDENBY, 2:42)
Goaltenders: HEDBERG/Ward
172. 2/10/11: DEVILS 2 @ Tor. 1 (KOVALCHUK, 4:36)
Goaltenders: HEDBERG/Ward
173. 3/4/11: Pit. 1 @ DEVILS 2 (KOVALCHUK, 4:35 PPG)
Goaltenders: BRODEUR/Johnson
174. 3/11/11: DEVILS 3 @ Atl. 2 (ZAJAC, 4:18 PPG)
Goaltenders: BRODEUR/Pavelec
175. 3/12/11: NYI 2 @ DEVILS 3 (SALMELA, 3:09)
Goaltenders: BRODEUR/Montoya
176. 11/5/11: Wpg. 2 @ DEVILS 3 (HENRIQUE, 1:28)
Goaltenders: BRODEUR/Pavelec
177. 12/6/11: DEVILS 3 @ Tor. 2 (CLARKSON, 2:40)
Goaltenders: BRODEUR/Reimer
178. 1/2/12: DEVILS 2 @ Ott. 3 (Alfredsson, 4:00 PPG)
Goaltenders: BRODEUR/Anderson
179. 1/11/12: DEVILS 2 @ Edm. 1 (PARISE, 1:06 PPG)
Goaltenders: HEDBERG/Khabibulin
180. 2/12/12: DEVILS 4 @ Tor. 3 (FAYNE, 1:18)
Goaltenders: BRODEUR/Stavansson
181. 3/11/12: DEVILS 3 @ Bos. 4 (Krejci, 2:59)
Goaltenders: BRODEUR/Thomas
182. 1/25/13: Wsh. 2 @ DEVILS 3 (KOVALCHUK, 4:39)
Goaltenders: BRODEUR/Neuvirth
183. 1/27/13: DEVILS 3 @ Mtl. 4 (Markov, 4:22 PPG)
Goaltenders: BRODEUR/Price
184. 1/31/13: NYI 5 @ DEVILS 4 (Boyes, 2:01 PPG)
Goaltenders: BRODEUR/Nabokov
185. 3/30/13: DEVILS 2 @ Fla. 3 (Kulikov, 1:43)
Goaltenders: BRODEUR/Markstrom

OVERALL	GP	W	L	T	PT%	HOME	GP	W	L	T	PT%	ROAD	GP	W	L	T	PT%
1983-84	15	1	7	7	.300	1983-84	8	1	5	2	.250	1983-84	7	0	2	5	.357
1984-85	12	0	2	10	.417	1984-85	6	0	0	6	.500	1984-85	6	0	2	4	.333
1985-86	10	4	3	3	.550	1985-86	6	2	2	2	.500	1985-86	4	2	1	1	.625
1986-87	13	3	4	6	.462	1986-87	7	2	2	3	.500	1986-87	6	1	2	3	.417
1987-88	12	4	2	6	.583	1987-88	3	1	1	1	.500	1987-88	9	3	1	5	.611
1988-89	17	1	4	12	.412	1988-89	7	0	2	5	.357	1988-89	10	1	2	7	.450
1989-90	16	3	4	9	.469	1989-90	7	2	2	3	.500	1989-90	9	1	2	6	.444
1990-91	17	1	1	15	.500	1990-91	9	1	1	7	.500	1990-91	8	0	0	8	.500
1991-92	17	2	4	11	.441	1991-92	8	2	2	4	.500	1991-92	9	0	2	7	.389
1992-93	11	4	0	7	.682	1992-93	4	0	0	4	.500	1992-93	7	4	0	3	.786
1993-94	14	1	1	12	.500	1993-94	3	0	1	2	.333	1993-94	11	1	0	10	.545
1994-95	11	1	2	8	.455	1994-95	8	1	1	6	.500	1994-95	3	0	1	2	.333
1995-96	19	7	0	12	.684	1995-96	4	2	0	2	.750	1995-96	15	5	0	10	.667
1996-97	17	1	2	14	.471	1996-97	11	1	1	9	.500	1996-97	6	0	1	5	.417
1997-98	16	2	3	11	.469	1997-98	6	2	2	2	.500	1997-98	10	0	1	9	.450
1998-99	15	3	1	11	.567	1998-99	11	2	1	8	.545	1998-99	4	1	0	3	.625
1999-00	16	3	5	8	.438	1999-00	6	2	1	3	.583	1999-00	10	1	4	5	.350
2000-01	20	5	3	12	.550	2000-01	9	3	0	6	.667	2000-01	11	2	3	6	.455
2001-02	19	6	4	9	.553	2001-02	9	3	2	4	.555	2001-02	10	3	2	5	.555
2002-03	24	8	6	10	.542	2002-03	10	5	2	3	.650	2002-03	14	3	4	7	.464
2003-04	21	7	2	12	.619	2003-04	12	6	1	5	.708	2003-04	9	1	1	7	.500
2005-06*	22	13	5/4	-	.795	2005-06*	8	5	2/1	-	.813	2005-06*	14	8	3/3	-	.786
2006-07*	22	13	1/8	-	.795	2006-07*	13	7	0/6	-	.769	2006-07*	9	6	1/2	-	.833
2007-08*	22	15	3/4	-	.841	2007-08*	12	10	0/2	-	.917	2007-08*	10	5	3/2	-	.750
2008-09*	19	15	2/2	-	.895	2008-09*	7	6	0/1	-	.929	2008-09*	12	9	2/1	-	.875
2009-10*	15	8	2/5	-	.767	2009-10*	6	2	2/2	-	.667	2009-10*	9	6	0/3	-	.833
2010-11*	15	10	3/2	-	.833	2010-11*	9	6	2/1	-	.833	2010-11*	6	4	1/1	-	.833
2011-12*	22	16	2/4	-	.864	2011-12*	13	9	0/4	-	.846	2011-12*	9	7	2/0	-	.888
2012-13*	13	3	3/7	-	.615	2012-13*	5	3	1/1	-	.800	2012-13*	8	0	2/6	-	.500
TOTAL	482	160	81/36	205	.666	TOTAL	227	86	36/18	87	.689	TOTAL	255	74	45/18	118	.645

GOALTENDER	GP	W	L*	T	VS. TEAM	GP	W	L*	T		GP	W	L*	T	
Billington	15	4	3/-	8	Ana.	3	2	0/0	1	Nsh.	6	3	1/2	0	
Brodeur	276	107	40/24	105	Bos.	30	12	5/1	12	NYI	39	10	10/3	16	
Burke	34	7	4/-	23	Buf.	25	7	0/6	12	NYR	40	10	5/5	20	
Chevrier	18	7	4/-	7	Cgy.	11	2	2/0	7	Ott.	18	9	2/2	5	
Clemmenssen	14	9	1/4	0	Car./Hfd.	22	9	4/0	9	Phi.	36	16	4/1	15	
Danis	1	0	0/1	-	Chi.	19	6	1/1	11	Phx./Wpg.	11	0	4/0	7	
Dunham	6	1	1/-	4	Col./Que.	12	3	0/1	8	Pit.	24	9	4/1	10	
Friesen	1	0	0/-	1	CBJ	3	1	1/0	1	StL.	12	2	4/1	5	
Hedberg	21	13	1/7	-	Dal./Min.	7	0	5/0	2	SJ	6	2	1/1	2	
Kamppuri	1	0	0/-	1	Det.	11	1	3/0	7	TB	19	7	3/2	7	
Low	9	0	1/-	8	Edm.	16	6	3/0	7	Tor.	23	8	1/5	9	
Resch	20	2	10/-	8	Fla.	18	6	5/0	7	Van.	5	1	2/0	2	
Sauve	6	1	1/-	4	LA	7	2	1/1	3	Wsh.	27	16	4/0	7	
Schwab	4	1	1/-	2	Min.	4	2	0/0	2	Wpg./Atl.	12	4	2/3	3	
Shulmistra	1	0	1/-	0	Mtl.	16	4	4/0	8						
Terrerri	51	5	12/-	34											
Vanbiesbrouck	1	1	0/-	0											
Weekes	3	2	1/0	-											

VS. CURRENT GOALTENDER	GP	W	L*	T		GP	W	L*	T		GP	W	L*	T	
Anderson	2	1	1/0	0	Giguere	4	2	0/1	1	Neuvirth	3	3	0/0	0	
Backstrom	1	1	0/0	0	Halak	1	1	0/0	0	Niemi	2	0	0/2	0	
Biron	5	3	2/0	0	Hiller	1	1	0/0	0	Niittymaki	5	5	0/0	0	
Bishop	2	0	0/2	0	Johnson, B.	3	3	0/0	0	Pavelec	3	3	0/0	0	
Bobrovsky	1	1	0/0	0	Karlsson	1	1	0/0	0	Price	2	1	1/0	0	
Boucher	3	2	0/0	1	Khabibulin	8	1	4/0	3	Quick	1	1	0/0	0	
Bryzgalov	1	0	0/1	0	Lehtonen	4	0	2/2	0	Ramo	3	3	0/0	0	
Caron	1	0	1/0	0	Leighton	2	0	1/0	1	Rask	4	2	1/1	0	
Clemmenssen	1	0	1/0	0	Lundqvist	10	5	1/4	0	Reimer	3	2	0/1	0	
Crawford	1	1	0/0	0	Luongo	1	1	0/0	0	Rinne	2	1	0/1	0	
DiPietro	6	2	1/2	1	MacDonald	1	1	0/0	0	Sanford	1	1	0/0	0	
Dubnyk	1	1	0/0	0	Markstrom	1	0	1/0	0	Smith, M.	2	2	0/0	0	
Elliott	1	0	0/1	0	Mason, C.	1	0	0/1	0	Theodore	3	3	0/0	0	
Emery	2	2	0/0	0	Miller	11	6	0/5	0	Thomas	4	3	0/1	0	
Enroth	1	0	0/1	0	Montoya	2	2	0/0	0	Vokoun	2	1	1/0	0	
Flueury	6	5	0/1	0	Nabokov	2	1	1/0	0	Ward	3	2	1/0	0	
Garon	3	0	0/2	1											

* Includes overtime/shootout losses, 2005-06 through 2012-13.

CURRENT DEVILS' OVERTIME GOALS					
NO.	DATE	SCORE	TIME	GOALTENDER	
RYANE CLOWE (1)					
1.	12/11/10	Chicago 1 at SAN JOSE 2	3:52	Crawford	
PATRIK ELIAS (15)					
1.	12/29/99	Boston 4 at DEVILS 5	0:19	Dafoe	
2.	11/18/00	Carolina 2 at DEVILS 3	4:20	Irbe	
3.	03/06/01	Ottawa 2 at DEVILS 3	0:28	Lalime	
4.	03/17/01	DEVILS 6 at Edmonton 5	4:51	Salo	
5.	11/09/01	Toronto 2 at DEVILS 3	3:26 PPG	Joseph	
6.	10/18/02	Nashville 2 at DEVILS 3	1:16	Dunham	
7.	11/21/03	Pittsburgh 1 at DEVILS 2	0:39	Flueury	
8.	12/10/03	NY Islanders 0 at DEVILS 1	2:09	Snow	
9.	01/05/04	Edmonton 2 at DEVILS 3	0:41	Salo	
10.	01/17/04	Washington 1 at DEVILS 2	2:17	Kolzig	
11.	12/06/06	Montreal 1 at DEVILS 2	4:52 PPG	Aebischer	
12.	12/05/07	Boston 3 at DEVILS 4	3:16	Rask	
13.	12/23/07	DEVILS 1 at Calgary 0	0:25	Kiprusoff	
14.	03/07/08	Tampa Bay 1 at DEVILS 2	4:02	Ramo	
15.	12/04/08	DEVILS 3 at Philadelphia 2	2:46	Biron	
MARK FAYNE (1)					
1.	02/21/12	DEVILS 4 at Toronto 3	1:18	Gustavsson	
ADAM HENRIQUE (1)					
1.	11/05/11	Winnipeg 2 at DEVILS 3	1:28	Pavelec	
JAROMIR JAGR (17)					
1.	12/17/92	PITTSBURGH 5 at Philadelphia 4	2:50	Soderstrom	
2.	03/11/93	Los Angeles 3 at PITTSBURGH 4	3:09 PPG	Stauber	
3.	12/04/93	PITTSBURGH 7 at Hartford 6	2:04	Reese	
4.	11/17/95	PITTSBURGH 3 at Washington 2	2:48	Carey	
5.	11/22/97	NY Rangers 3 at PITTSBURGH 4	0:25	Richter	
6.	12/26/98	Ottawa 1 at PITTSBURGH 2	1:18	Tugnut	
7.	02/11/99	Vancouver 5 at PITTSBURGH 6	1:21	Hirsch	
8.	04/18/99	PITTSBURGH 2 at NY Rangers 1	1:22	Richter	
9.	04/07/00	PITTSBURGH 2 at Buffalo 1	0:13	Hasek	
10.	03/02/02	WASHINGTON 3 at Ottawa 2	1:53	Lalime	
11.	11/07/02	Florida 1 at WASHINGTON 2	3:56 SHG	Hume	
12.	01/13/03	WASHINGTON 4 at NY Islanders 3	4:23 PPG	Osgood	
13.	01/12/06	Edmonton 4 at NY RANGERS 5	0:14	Markkanen	
14.	02/04/06	NY RANGERS 4 at Philadelphia 3	1:24 PPG	Esche	
15.	11/01/06	NY RANGERS 4 at Anaheim 3	3:09 PPG	Giguere	
16.	02/21/12	PHILADELPHIA 5 at Winnipeg 4	4:16	Pavelec	
17.	02/06/13	DALLAS 3 at Edmonton 2	1:46	Dubnyk	
ROSTISLAV OLESZ (1)					
1.	02/04/11	FLORIDA 4 at Devils 3	2:00	Hedberg	
MICHAEL RYDER (2)					
1.	10/06/05	MONTREAL 4 at NY Rangers 3	2:10	Weekes	
2.	11/01/05	Florida 4 at MONTREAL 5	3:19 PPG	Luongo	
BRYCE SALVADOR (2)					
1.	01/21/02	ST. LOUIS 4 at Boston 3	2:48	Dafoe	
2.	03/27/04	Chicago 3 at ST. LOUIS 4	1:50	Thibault	
MATTIAS TEDENBY (1)					
1.	02/08/11	Carolina 2 at DEVILS 3	2:42	Ward	
TRAVIS ZAJAC (2)					
1.	01/29/10	Toronto 4 at DEVILS 5	4:14 PPG	Toskala	
2.	03/11/11	DEVILS 3 at Atlanta 2	4:18 PPG	Pavelec	
MAREK ZIDLICKY (1)					
1.	01/31/04	San Jose 2 at NASHVILLE 3	4:44	Nabokov	
DAINIUS ZUBRUS (2)					
1.	01/14/02	Boston 0 at WASHINGTON 1	0:13	Dafoe	
2.	02/08/07	Los Angeles 3 at WASHINGTON 4	2:28	Garon	

1. 10/29/05: DEVILS 5 @ Bos. 4 (GIONTA)
Goaltenders: CLEMMENSEN/Toivonen
 2. 11/5/05: DEVILS 2 @ NYR 3 (Prucha)
Goaltenders: CLEMMENSEN/Weekes
 3. 12/3/05: Min. 2 @ DEVILS 3 (KOZLOV)
Goaltenders: BRODEUR/Fernandez
 4. 12/9/05: Col. 4 @ DEVILS 3 (Laaksonen)
Goaltenders: BRODEUR/Kolesnik
 5. 12/13/05: Edm. 1 @ DEVILS 2 (KOZLOV)
Goaltenders: BRODEUR/Conklin
 6. 1/15/06: DEVILS 3 @ Chi. 2 (KOZLOV)
Goaltenders: BRODEUR/Munro
 7. 1/19/06: DEVILS 4 @ Nsh. 3 (KOZLOV)
Goaltenders: BRODEUR/Vokoun
 8. 1/21/06: NYI 2 @ DEVILS 3 (PARISE)
Goaltenders: BRODEUR/DiPietro
 9. 3/1/06: Phi. 1 @ DEVILS 2 (KOZLOV)
Goaltenders: BRODEUR/Esche
 10. 3/2/06: DEVILS 2 @ NYI 3 (Satan)
Goaltenders: BRODEUR/DiPietro
 11. 3/7/06: DEVILS 1 @ NYI 2 (Hunter)
Goaltenders: BRODEUR/DiPietro
 12. 3/10/06: DEVILS 4 @ Wsh. 3 (BRYLIN)
Goaltenders: BRODEUR/Kozlov
 13. 3/28/06: DEVILS 3 @ Ott. 2 (GOMEZ)
Goaltenders: BRODEUR/Emery
-
14. 10/12/06: Tor. 6 @ Devils 7 (MADDEN)
Goaltenders: BRODEUR/Aubin
 15. 10/19/06: Nsh. 4 @ Devils 3 (Erat)
Goaltenders: CLEMMENSEN/Mason
 16. 11/7/06: Car. 2 @ DEVILS 3 (MADDEN)
Goaltenders: BRODEUR/Vard
 17. 1/19/06: Chi. 1 @ DEVILS 2 (PARISE)
Goaltenders: BRODEUR/Boucher
 18. 11/27/06: DEVILS 2 @ LA 3 (Kapitar)
Goaltenders: BRODEUR/Garon
 19. 12/2/06: DEVILS 4 @ Phi. 3 (PARISE)
Goaltenders: BRODEUR/Niittymaki
 20. 12/19/06: Atl. 4 @ DEVILS 3 (Vy. Kozlov)
Goaltenders: BRODEUR/Lehtonen
 21. 1/2/07: NYR 3 @ DEVILS 2 (Hossa)
Goaltenders: BRODEUR/Lundqvist
 22. 1/16/07: TB 3 @ DEVILS 2 (Richards)
Goaltenders: BRODEUR/Lundqvist
 23. 1/20/07: Phi. 3 @ DEVILS 4 (GIONTA)
Goaltenders: BRODEUR/Niittymaki
 24. 1/30/07: DEVILS 1 @ Atl. 2 (Hossa)
Goaltenders: BRODEUR/Lehtonen
 25. 2/6/07: NYR 2 @ DEVILS 3 (GIONTA)
Goaltenders: BRODEUR/Lundqvist
 26. 2/22/07: DEVILS 3 @ NYR 2 (LANGENBRUNNER)
Goaltenders: BRODEUR/Lundqvist
 27. 3/2/07: Tor. 4 @ DEVILS 3 (O'Neill)
Goaltenders: BRODEUR/Raycroft
 28. 3/8/07: DEVILS 4 @ Phi. 3 (ELIAS)
Goaltenders: BRODEUR/Flueury
 29. 3/24/07: DEVILS 4 @ Fla. 3 (ZAJAC)
Goaltenders: BRODEUR/Belfour
 30. 4/3/07: Ott. 1 @ DEVILS 2 (MADDEN)
Goaltenders: BRODEUR/Emery
 31. 4/8/07: NYI 3 @ DEVILS 2 (Kozlov)
Goaltenders: CLEMMENSEN/Dubielewicz
-
32. 11/3/07: DEVILS 1 @ NYR 2 (Prucha)
Goaltenders: BRODEUR/Lundqvist
 33. 12/2/07: AS 2 @ DEVILS 3 (GIONTA)
Goaltenders: BRODEUR/Hedberg
 34. 12/28/07: Buf. 1 @ DEVILS 2 (PARISE)
Goaltenders: BRODEUR/Miller
 35. 1/8/08: Buf. 1 @ DEVILS 2 (ELIAS)
Goaltenders: BRODEUR/Miller
 36. 1/12/08: DEVILS 3 @ Buf. 2 (PARISE)
Goaltenders: BRODEUR/Miller
 37. 2/6/08: DEVILS 2 @ Buf. 3 (Stafford)
Goaltenders: BRODEUR/Miller
 38. 2/15/08: Atl. 4 @ DEVILS 3 (Dupuis)
Goaltenders: BRODEUR/Hedberg
 39. 3/13/08: DEVILS 4 @ Min. 3 (LANGENBRUNNER)
Goaltenders: BRODEUR/Backstrom
 40. 3/19/08: NYR 2 @ DEVILS 1 (Dawes)
Goaltenders: BRODEUR/Lundqvist
 41. 3/28/08: Phi. 4 @ DEVILS 5 (LANGENBRUNNER)
Goaltenders: BRODEUR/Biron
 42. 4/2/08: Bos. 2 @ DEVILS 3 (PARISE)
Goaltenders: BRODEUR/Thomas
 43. 4/6/08: NYR 2 @ DEVILS 3 (ELIAS)
Goaltenders: BRODEUR/Lundqvist
-
44. 10/18/08: DEVILS 4 @ Wsh. 3 (PARISE)
Goaltenders: BRODEUR/Johnson
 45. 10/29/08: Tor. 6 @ DEVILS 5 (Hagman)
Goaltenders: BRODEUR/Toskala
 46. 11/5/08: TB 3 @ DEVILS 4 (LANGENBRUNNER)
Goaltenders: WEEKES/Smith
 47. 11/15/08: Wsh. 5 @ DEVILS 6 (PARISE)
Goaltenders: CLEMMENSEN/Theodore

48. 12/16/08: DEVILS 2 @ Tor. 3 (Blake)
Goaltenders: CLEMMENSEN/Toskala
 49. 12/21/08: Phi. 2 @ DEVILS 3 (ZAJAC)
Goaltenders: CLEMMENSEN/Niittymaki
 50. 2/19/09: DEVILS 3 @ TB 2 (ELIAS)
Goaltenders: WEEKES/Ramo
 51. 4/9/09: DEVILS 3 @ Ott. 2 (SHANAHAN)
Goaltenders: BRODEUR/Auld
-
52. 10/8/09: DEVILS 4 @ TB 3 (PARISE)
Goaltenders: BRODEUR/Smith
 53. 10/12/09: DEVILS 3 @ Wsh. 2 (LANGENBRUNNER)
Goaltenders: BRODEUR/Theodore
 54. 10/31/09: DEVILS 2 @ TB 1 (CLARKSON)
Goaltenders: BRODEUR/Niittymaki
 55. 11/19/09: DEVILS 2 @ Nsh. 3 (Erat)
Goaltenders: BRODEUR/Rinne
 56. 11/27/09: DEVILS 2 @ Bos. 1 (LANGENBRUNNER)
Goaltenders: BRODEUR/Rask
 57. 12/5/09: Det. 3 @ DEVILS 4 (ELIAS)
Goaltenders: BRODEUR/Osgood
 58. 1/12/10: DEVILS 1 @ NYR 0 (ELIAS)
Goaltenders: BRODEUR/Lundqvist
 59. 1/27/10: DEVILS 1 @ Buf. 2 (Hecht)
Goaltenders: BRODEUR/Miller
 60. 3/18/10: DEVILS 1 @ Tor. 2 (Kulemin)
Goaltenders: DANIS/Giguere
 61. 3/25/10: NYR 4 @ DEVILS 3 (Christensen)
Goaltenders: BRODEUR/Lundqvist
 62. 4/2/10: Chi. 2 @ DEVILS 1 (Toews)
Goaltenders: BRODEUR/Niemi
-
63. 11/10/10: Buf. 5 @ DEVILS 4 (Roy)
Goaltenders: HEDBERG/Enroth
 64. 11/24/10: Cgy. 1 @ DEVILS 2 (KOVALCHUK)
Goaltenders: HEDBERG/Karlsson
 65. 11/27/10: Phi. 1 @ DEVILS 2 (ZAJAC)
Goaltenders: HEDBERG/Boucher
 66. 3/6/11: DEVILS 3 @ NYI 2 (ROLSTON)
Goaltenders: BRODEUR/Montoya
 67. 3/25/11: DEVILS 0 @ Pit. 1 (Neal)
Goaltenders: BRODEUR/Flueury
-
68. 10/13/11: LA 1 @ DEVILS 2 (KOVALCHUK)
Goaltenders: HEDBERG/Quick
 69. 10/15/11: DEVILS 3 @ Nsh. 2 (KOVALCHUK)
Goaltenders: HEDBERG/Rinne
 70. 10/21/11: SJ 4 @ DEVILS 3 (Clowe)
Goaltenders: HEDBERG/Niemi
 71. 11/3/11: DEVILS 4 @ Phi. 3 (ELIAS)
Goaltenders: HEDBERG/Bobrovsky
 72. 11/12/11: DEVILS 3 @ Wsh. 2 (CLARKSON)
Goaltenders: HEDBERG/Neuvirth
 73. 11/23/11: CBJ 1 @ DEVILS 2 (KOVALCHUK)
Goaltenders: BRODEUR/Sanford
 74. 12/8/11: Ott. 4 @ DEVILS 5 (HENRIQUE)
Goaltenders: HEDBERG/Auld
 75. 12/13/11: DEVILS 3 @ Fla. 2 (KOVALCHUK)
Goaltenders: BRODEUR/Theodore
 76. 12/23/11: Wsh. 3 @ DEVILS 4 (KOVALCHUK)
Goaltenders: BRODEUR/Neuvirth
 77. 1/24/12: Buf. 2 @ DEVILS 1 (Gerbe)
Goaltenders: BRODEUR/Miller
 78. 1/31/12: NYR 3 @ DEVILS 4 (KOVALCHUK)
Goaltenders: BRODEUR/Biron
 79. 2/9/12: STL 4 @ DEVILS 3 (Oshie)
Goaltenders: HEDBERG/Elliott
 80. 2/17/12: Ana. 2 @ DEVILS 3 (ELIAS)
Goaltenders: BRODEUR/Hiller
 81. 3/15/12: Col. 0 @ DEVILS 1 (KOVALCHUK)
Goaltenders: BRODEUR/Giguere
 82. 3/23/12: Tor. 4 @ DEVILS 3 (Kadri)
Goaltenders: BRODEUR/Reimer
 83. 3/27/12: Chi. 1 @ DEVILS 2 (ZAJAC)
Goaltenders: BRODEUR/Crawford
-
84. 1/29/13: DEVILS 1 @ Bos. 2 (Marchand)
Goaltenders: HEDBERG/Rask
 85. 2/18/13: Ott. 2 @ DEVILS 1 (Silfverberg)
Goaltenders: BRODEUR/Bishop
 86. 3/2/13: DEVILS 3 @ Buf. 4 (Pominville)
Goaltenders: HEDBERG/Miller
 87. 3/7/13: Buf. 2 @ DEVILS 3 (CLARKSON)
Goaltenders: HEDBERG/Miller
 88. 3/10/13: Wpg. 2 @ DEVILS 3 (ELIAS)
Goaltenders: HEDBERG/Pavelec
 89. 3/15/13: DEVILS 1 @ Phi. 2 (Giroux)
Goaltenders: HEDBERG/Bryzgalov
 90. 3/25/13: DEVILS 2 @ Ott. 3 (Zibanejad)
Goaltenders: BRODEUR/Bishop
 91. 3/29/13: DEVILS 4 @ TB 5 (Purcell)
Goaltenders: BRODEUR/Garon
 92. 4/7/13: DEVILS 2 @ Buf. 3 (Gerbe)
Goaltenders: BRODEUR/Miller

SHOOTOUTS

OVERALL	GP	W	L	PT%	OVERALL	GP	W	L	PT%	OVERALL	GP	W	L	PT%
2005-06	13	9	4	.692	2005-06	5	4	1	.800	2005-06	8	5	3	.625
2006-07	18	10	8	.556	2006-07	12	6	6	.500	2006-07	6	4	2	.667
2007-08	12	8	4	.667	2007-08	8	6	2	.750	2007-08	4	2	2	.500
2008-09	8	6	2	.750	2008-09	4	3	1	.750	2008-09	4	3	1	.750
2009-10	11	6	5	.545	2009-10	3	1	2	.333	2009-10	8	5	3	.625
2010-11	5	3	2	.600	2010-11	3	2	1	.667	2010-11	2	1	1	.500
2011-12	16	12	4	.750	2011-12	12	8	4	.667	2011-12	4	4	0	1.000
2012-13	9	2	7	.222	2012-13	3	2	1	.667	2012-13	6	0	6	.000
TOTAL	92	56	36	.609	TOTAL	50	32	18	.640	TOTAL	42	24	18	.571

SHOOTOUT HISTORY

All-Time	GP	W	L	GS	ST	GA	SA
Home	50	32	18	70	175	50	178
Away	42	24	18	52	128	47	131
Total	92	56	36	122	303	97	309

Goaltender	GP	W	L	SA	GA	Vs. Team	GP	W	L
M. Brodeur	67	42	25	228	67	Anaheim	1	1	0
S. Clemmensen	7	3	4	25	9	Boston	4	3	1
Y. Danis	1	0	1	3	3	Buffalo	10	4	6
J. Hedberg	15	9	6	47	16	Calgary	1	1	0
K. Weekes	2	2	0	6	2	Carolina	1	1	0

Player	G	S	GDG	Vs. Team	GP	W	L
J. Amott	1	2	0	Chicago	4	3	1
A. Asham	0	1	0	Colorado	2	1	1
S. Brylin	2	12	1	Columbus	1	1	0
B. Butler	0	1	0	Detroit	1	1	0
D. Clarkson	3	7	3	Edmonton	1	1	0
P. Elias	22	57	9	Florida	2	2	0
B. Gionta	14	37	4	Los Angeles	2	1	1
S. Gomez	2	4	1	Minnesota	2	2	0
A. Henrique	1	5	1	Nashville	4	2	2
J. Josefson	0	2	0	NY Islanders	5	2	3
I. Kovalchuk	15	26	8	NY Rangers	10	5	5
V. Kozlov	8	12	5	Ottawa	6	4	2
J. Langenbrunner	13	29	6	Philadelphia	8	7	1
A. Loktionov	0	1	0	Pittsburgh	2	1	1
J. Madden	4	10	3	San Jose	1	0	1
A. Mogilny	0	4	0	St. Louis	1	0	1
Z. Parise	29	63	9	Tampa Bay	6	4	2
K. Rachunek	0	1	0	Toronto	6	1	5
B. Rolston	1	3	1	Washington	6	6	0
B. Shanahan	1	1	1	Winnipeg/Atl.	5	2	3
S. Sullivan	0	1	0				
P. Sykora	0	1	0				
M. Tedenby	0	3	0				
T. Zajac	6	18	4				
M. Zidlicky	0	1	0				
D. Zubrus	0	1	0				

POWER PLAY:

YEAR	PPG-ADV	PCT	RANK
1982-83	66-302	21.9%	14th
1983-84	51-363	14.0%	21st
1984-85	70-362	19.3%	20th
1985-86	70-355	19.7%	19th
1986-87	82-382	21.5%	8th-tie
1987-88	98-481	20.4%	10th
1988-89	85-465	18.3%	20th
1989-90	64-337	19.0%	15th
1990-91	69-347	19.9%	9th-tie
1991-92	59-338	17.5%	16th-tie
1992-93	77-400	19.3%	12th
1993-94	61-333	18.3%	17th
1994-95	22-164	13.4%	23rd
1995-96	55-365	15.1%	23rd-tie
1996-97	40-288	13.9%	22nd-tie
1997-98	63-334	18.9%	2nd
1998-99	60-304	19.7%	4th
1999-00	55-274	20.1%	3rd
2000-01	71-310	22.9%	1st
2001-02	44-261	16.9%	9th
2002-03	36-303	11.9%	30th
2003-04	51-312	16.3%	15th
2005-06	78-439	17.8%	18th
2006-07	65-367	17.7%	15th-tie
2007-08	50-320	15.6%	25th
2008-09	58-307	18.9%	15th
2009-10	51-273	18.7%	11th
2010-11	34-237	14.3%	28th
2011-12	46-267	17.2%	14th-tie
2012-13	28-176	15.9%	20th-tie

PENALTY KILLING:

YEAR	PPGA-TS	PCT	RANK
1982-83	78-294	73.5%	17th
1983-84	83-336	75.3%	16th
1984-85	74-316	76.6%	13th
1985-86	103-400	74.3%	19th
1986-87	95-361	73.7%	20th
1987-88	101-468	78.4%	14th
1988-89	115-468	75.4%	18th
1989-90	67-340	80.3%	10th-tie
1990-91	80-394	79.7%	14th
1991-92	68-374	81.8%	6th-tie
1992-93	79-425	81.4%	12th
1993-94	71-376	81.1%	15th-tie
1994-95	28-149	81.2%	16th
1995-96	49-319	84.6%	4th
1996-97	28-235	88.1%	1st
1997-98	41-309	86.7%	4th
1998-99	47-325	85.5%	11th
1999-00	39-313	87.5%	3rd-tie
2000-01	49-320	84.7%	11th-tie
2001-02	43-265	83.8%	18th-tie
2002-03	32-264	87.9%	1st
2003-04	39-266	85.3%	6th-tie
2005-06	63-348	81.9%	26th
2006-07	40-271	85.2%	4th
2007-08	54-314	82.8%	13th
2008-09	56-324	79.9%	20th-tie
2009-10	41-239	82.8%	13th
2010-11	40-241	83.4%	11th
2011-12	27-259	89.6%	1st
2012-13	32-169	81.1%	15th-tie

PENALTY MINUTES:

YEAR	MINUTES	AVG
1982-83	1270	15.9
1983-84	1352	16.9
1984-85	1282	16.0
1985-86	1424	17.8
1986-87	1735	21.7
1987-88	2319	29.0
1988-89	2494	31.2
1989-90	1662	20.8
1990-91	2022	25.3
1991-92	1611	20.1
1992-93	1815	21.6
1993-94	1734	20.6
1994-95	763	15.9
1995-96	1496	18.2
1996-97	1135	13.8
1997-98	1488	18.1
1998-99	1355	16.5
1999-00	1313	16.0
2000-01	1235	15.1
2001-02	1010	12.3
2002-03	938	11.4
2003-04	894	10.9
2005-06	948	11.6
2006-07	830	10.1
2007-08	974	11.9
2008-09	1058	12.9
2009-10	859	10.5
2010-11	765	9.3
2011-12	944	11.5
2012-13	509	10.6

SHORTHANDED GOALS:

YEAR	FOR	AGAINST
1982-83	7	10
1983-84	5	13
1984-85	9	5
1985-86	5	5
1986-87	9	10
1987-88	18	12
1988-89	7	15
1989-90	10	12
1990-91	8	13
1991-92	15	10
1992-93	8	19
1993-94	10	8
1994-95	3	3
1995-96	11	9
1996-97	4	9
1997-98	4	9
1998-99	7	5
1999-00	9	9
2000-01	9	6
2001-02	2	8
2002-03	7	4
2003-04	8	5
2005-06	3	6
2006-07	4	11
2007-08	6	7
2008-09	12	4
2009-10	7	5
2010-11	3	8
2011-12	15	13
2012-13	11	6

PENALTY SHOTS

NO.	DATE	SHOOTER	GOALTENDER	SITE	RESULT
1.	12/17/84	Rocky Trottier	Andy Moog, Edm.	New Jersey	SCORE
2.	3/21/87	Kirk Muller	Greg Miller, StL.	St. Louis	SCORE
3.	10/09/87	Mark Johnson (SH)	Pat Riggan, Pit.	New Jersey	Save
4.	3/05/88	Aaron Broten (PP)	Doug Keans, Bos.	Boston	Save
5.	3/12/88	Mark Johnson	Ron Hextall, Phi.	Philadelphia	SCORE
6.	3/24/88	Aaron Broten	Greg Miller, StL.	St. Louis	SCORE
7.	3/27/88	Pat Verbeek	John Vanbiesbrouck, NYR	New Jersey	SCORE
8.	3/14/89	Kirk Muller	Mike Vernon, Cgy.	New Jersey	Save
9.	4/02/89	Anders Carlsson	Don Beaupre, Wsh.	New Jersey	Save
10.	11/23/91	Doug Brown	Ken Wregget, Phi.	Philadelphia	SCORE
11.	2/07/96	Scott Niedermayer	Ken Wregget, Pit.	New Jersey	Save
12.	2/27/97	John MacLean	Dominik Hasek, Buf.	New Jersey	SCORE
13.	11/11/98	Scott Niedermayer (SH)	Jose Theodore, Mtl.	New Jersey	SCORE
14.	12/30/98	Jay Pandolfo	Rick Tabaracci, Wsh.	Washington	Save
15.	1/06/00	Petr Sykora	Dwayne Roloson, Buf.	Buffalo	SCORE
16.	2/29/00	John Madden	Mike Dunham, Nsh.	Nashville	Save
17.	3/10/00	Patrik Elias (PP)	Damian Rhodes, Atl.	Atlanta	SCORE
18.	3/11/00	Sergei Nemchinov	Olaf Kolzig, Wsh.	Washington	Save
19.	12/01/00	Patrik Elias (OT)	John Vanbiesbrouck, NYI	New Jersey	Save
20.	12/1/01	Petr Sykora	Emmanuel Fernandez, Min.	Minnesota	Save
21.	12/19/01	Colin White	Mike Richter, NYR	NY Rangers	Save
22.	3/20/02	Sergei Brylin	Jocelyn Thibault, Chi.	Chicago	Save

23.	12/10/03	Patrik Elias (OT)	Garth Snow, NYI	New Jersey	Save
24.	1/23/04	Grant Marshall	Jose Theodore, Mtl.	New Jersey	Save
25.	11/25/05	Brian Gionta	Sean Burke, TB	Tampa Bay	Save
26.	12/31/05	Scott Gomez	Ed Belfour, Tor.	New Jersey	SCORE
27.	2/04/06	Viktor Kozlov	Ed Belfour, Tor.	Toronto	Save
28.	2/14/07	Erik Rasmussen	David Aebischer, Mtl.	New Jersey	Save
29.	12/28/07	Aron Asham	Ryan Miller, Buf.	New Jersey	Save
30.	4/03/09	Brendan Shanahan	Karri Ramo, TB	New Jersey	SCORE
31.	10/31/09	Jamie Langenbrunner (SH)	Antero Niittymaki, TB	Tampa Bay	Save
32.	3/12/10	Ilya Kovalchuk	Marc-Andre Fleury, Pit.	New Jersey	Save
33.	11/22/10	Mattias Tedenby	Braden Holtby, Wsh.	New Jersey	SCORE
34.	4/02/11	Mattias Tedenby	Carey Price, Mtl.	New Jersey	Save
35.	10/21/11	Zach Parise (SH)	Antti Niemi, SJ	San Jose	SCORE
36.	12/10/11	Zach Parise (PP)	Carey Price, Mtl.	New Jersey	Save
37.	12/31/11	Ilya Kovalchuk	Marc-Andre Fleury, Pit.	New Jersey	SCORE
38.	1/14/12	Patrik Elias	Ondrej Pavelec, Wpg.	Winnipeg	Save
39.	1/22/13	Ilya Kovalchuk (SH)	Ilya Bryzgalov, Phi.	New Jersey	SCORE
40.	2/23/13	Steve Bernier (PP)	Braden Holtby, Wsh.	Washington	Save
41.	3/29/13	Tom Kostopoulos	Mathieu Garon, TB	Tampa Bay	SCORE

PENALTY SHOTS AGAINST

NO.	DATE	SHOOTER	GOALTENDER	SITE	RESULT
1.	10/09/82	Terry Martin, Tor.	Glenn Resch	Toronto	SAVE
2.	3/14/83	Paul Reinhart, Cgy.	Ron Low	New Jersey	Score
3.	12/19/85	Brian Propp, Phi. (PP)	Glenn Resch	Philadelphia	SAVE
4.	2/13/86	Mats Naslund, Mtl.	Glenn Resch	New Jersey	Score
5.	3/01/86	Steve Kasper, Bos. (SH)	Alain Chevrier	Boston	SAVE
6.	1/06/87	Rick Tocchet, Phi.	Craig Billington	Philadelphia	SAVE
7.	1/28/87	Marcel Dionne, LA	Alain Chevrier	Los Angeles	SAVE
8.	1/07/88	Yvon Courteau, Wsh.	Alain Chevrier	New Jersey	SAVE
9.	1/19/88	Greg Courtnall, Bos.	Bob Sauve	Washington	SAVE
10.	2/07/88	Alain Chevrier	Alain Chevrier	Boston	SAVE
11.	12/31/88	Mario Lemieux, Pit. (SH)	Chris Terreri	Pittsburgh	Score
12.	2/02/89	Luc Robitaille, LA (OT)	Sean Burke	Los Angeles	SAVE
13.	11/17/90	Mike Ricci, Phi.	Chris Terreri	New Jersey	SAVE
14.	1/05/91	Bob Errey, Pit.	Chris Terreri	Pittsburgh	Score
15.	10/13/91	Murray Craven, Phi.	Chris Terreri	Philadelphia	SAVE
16.	3/19/94	Ray Bourque, Bos.	Chris Terreri	Boston	Score
17.	10/30/99	Valeri Zelepukin, Phi.	Martin Brodeur	Philadelphia	SAVE
18.	11/24/99	Fredrik Olausson, Ana.	Martin Brodeur	Anaheim	Score
19.	2/27/01	Dave Scatchard, NYI	Martin Brodeur	NY Islanders	SAVE
20.	12/15/05	Marian Hossa, Atl. (OT)	Martin Brodeur	New Jersey	SAVE
21.	12/16/07	Daniel Briere, Phi. (PP)	Martin Brodeur	New Jersey	SAVE
22.	10/10/08	Kyle Okposo, NYI	Martin Brodeur	New Jersey	SAVE
23.	11/23/08	Ryan Malone, TB	Scott Clemmensen	Tampa Bay	Score
24.	2/07/09	Patrick O'Sullivan, LA	Kevin Weekes	New Jersey	Score
25.	10/09/10	Alex Ovechkin, Wsh.	Martin Brodeur	Washington	Score
26.	11/01/10	Henrik Sedin, Van.	Martin Brodeur	Vancouver	Score
27.	12/02/10	Tomas Plekanec, Mtl.	Mike McKenna	New Jersey	Score
28.	10/15/11	Sergei Kostitsyn, Nsh. (PP)	Johan Hedberg	Nashville	SAVE
29.	11/03/11	Maxime Talbot, Phi.	Johan Hedberg	Philadelphia	Score
30.	11/25/11	Michael Grabner, NYI (SH)	Johan Hedberg	NY Islanders	SAVE
31.	3/17/12	Chris Kunitz, Pit.	Martin Brodeur	New Jersey	SAVE
32.	3/20/12	Erik Condra, Ott.	Johan Hedberg	Ottawa	SAVE
33.	2/16/13	David Ullstrom, NYI	Johan Hedberg	NY Islanders	SAVE
34.	4/10/13	Johnny Boychuk, Bos. (SH)	Martin Brodeur	New Jersey	SAVE
35.	4/20/13	Quinton Howden, Fla.	Martin Brodeur	New Jersey	SAVE

CURRENT DEVILS' PENALTY SHOTS

SHOOTER	DATE	OPPOSITION	RESULT	SCORE
Steve Bernier	2/23/13	vs. Braden Holtby, Wsh. (PP)	SAVE	NJ 1 @ Wsh. 5
Ryane Clowe	12/30/09	vs. Michael Neuwirth, Wsh.	SCORE	Wsh. 2 @ S.J. 5
Patrik Elias	3/10/00	vs. Damian Rhodes, Atl. (PP)	SCORE	NJ 9 @ Atl. 0
	12/01/00	vs. John Vanbiesbrouck, NYI (OT)	Save	NYI 0 @ NJ 0 (OT)
	12/10/03	vs. Garth Snow, NYI (OT)	Save	NYI 0 @ NJ 1 (OT)
	1/14/12	vs. Ondrej Pavelec, Wpg.	Save	NJ 2 @ Wpg. 1
Jaromir Jagr	1/26/93	vs. Don Beaupre, Wsh.	Save	Wsh. 3 @ Pit. 6
	11/09/96	vs. Mark Fitzpatrick, Fla.	Save	Pit. 2 @ Fla. 4
Michael Ryder	12/31/05	vs. Martin Gerber, Car.	Save	Mtl. 3 @ Car. 2
	4/02/11	vs. Ondrej Pavelec, Atl. (GW)	SCORE	Atl. 2 @ Bos. 3
Mattias Tedenby	11/22/10	vs. Braden Holtby, Wsh.	SCORE	Wsh. 0 @ NJ 5
	4/02/11	vs. Carey Price, Mtl.	Save	Mtl. 3 @ NJ 1
Dainius Zubrus	11/03/00	vs. Dominik Hasek, Buf. (SH)	Save	Mtl. 4 @ Buf. 5
	12/11/03	vs. Andrew Raycroft, Bos.	SCORE	Bos. 5 @ Wsh. 6
GOALTENDER	DATE	OPPOSITION	RESULT	SCORE
Martin Brodeur	10/30/99	vs. Valeri Zelepukin, Phi.	SAVE	NJ 3 @ Phi. 5
	11/24/99	vs. Fredrik Olausson, Ana.	Score	NJ 2 @ Ana. 1
	2/27/01	vs. Dave Scatchard, NYI	SAVE	NJ 4 @ NYI 1
	12/15/05	vs. Marian Hossa, Atl. (OT)	SAVE	Atl. 1 @ NJ 0 (OT)
	12/16/07	vs. Daniel Briere, Phi. (PP)	SAVE	Phi. 2 @ NJ 4
	10/09/10	vs. Alex Ovechkin, Wsh.	Score	NJ 2 @ Wsh. 7
	11/01/10	vs. Henrik Sedin, Van.	Score	NJ 0 @ Van. 3
	3/17/12	vs. Chris Kunitz, Pit.	SAVE	Pit. 5 @ NJ 2
	4/10/13	vs. Johnny Boychuk, Bos. (SH)	SAVE	Bos. 5 @ NJ 4
	4/20/13	vs. Quinton Howden, Fla.	SAVE	Fla. 2 @ NJ 6
Cory Schneider	12/31/10	vs. James Neal, Dal. (PP)	SAVE	Van. 4 @ Dal. 1
	4/02/11	vs. Teemu Hartikainen, Edm.	SAVE	Edm. 4 @ Van. 1
	10/10/11	vs. Maksim Mayorov, CBJ	SAVE	Van. 3 @ CBJ 2
	1/07/12	vs. Daniel Paille, Bos. (SH)	SAVE	Van. 4 @ Bos. 3
	3/22/12	vs. Mike Ribeiro, Dal.	SAVE	Van. 2 @ Dal. 1

CURRENT DEVILS' HAT TRICKS

NO.	DATE	SCORE	GOALTENDER(S)
RYANE CLOWE (1)			
1.	1/08/07	Columbus 2 at SAN JOSE 5	Fredrik Norrena
PATRIK ELIAS (8)			
1.	12/05/00	Colorado 1 at DEVILS 6	Roy (1), Aebischer (2)
2.	3/17/01	DEVILS 6 at Edmonton 5 (OT)(GW)	Tommy Salo
3.	4/03/01	DEVILS 6 at Washington 4	Olaf Kolzig
4.	10/18/01	San Jose 1 at DEVILS 6	Nabokov (2), Kiprusoff (1)
5.	*11/09/01	Toronto 2 at DEVILS 3 (OT)(GW)	Curtis Joseph
6.	*3/30/03	NY Islanders 0 at DEVILS 6 (4)	Rick DiPietro
7.	4/05/06	DEVILS 6 at Pittsburgh 4 (GW)	Marc-Andre Fleury
8.	4/01/11	Philadelphia 2 at DEVILS 4	Brian Boucher
JAROMIR JAGR (14)			
1.	2/02/91	Boston 2 at PITTSBURGH 6 (GW)	Norm Foster
2.	2/14/95	Boston 3 at PITTSBURGH 5 (GW)	Vincent Riendeau (2), ENG
3.	11/02/96	Ottawa 3 at PITTSBURGH 7 (GW)	Ron Tugnutt
4.	11/30/96	Boston 2 at PITTSBURGH 6 (GW)	Bill Ranford
5.	*11/26/99	Ottawa 0 at PITTSBURGH 5 (GW)	Patrick Lalime
6.	12/30/99	NY Islanders 3 at PITTSBURGH 9	Roberto Luongo
7.	10/14/00	NY Rangers 6 at PITTSBURGH 8 (4)	Kirk McLean
8.	*12/16/00	PITTSBURGH 4 at Montreal 4 (OT)	Jeff Hackett
9.	3/10/01	Calgary 3 at PITTSBURGH 6 (GW)	Mike Vernon (2), ENG
10.	1/11/03	Florida 2 at WASHINGTON 12	Hurme (1), Luongo (2)
11.	*2/04/03	WASHINGTON 5 at Tampa Bay 1 (GW)	John Grahame
12.	10/20/05	NY RANGERS 4 at NY Islanders 5	Rick DiPietro
13.	11/12/05	NY RANGERS 6 at Pittsburgh 1 (GW)	Jocelyn Thibault
14.	3/22/06	Philadelphia 6 at NY RANGERS 3	Robert Esche
MICHAEL RYDER (2)			
1.	2/05/06	Philadelphia 0 at MONTREAL 5 (GW)	Antero Niittymaki
2.	*4/07/07	MONTREAL 5 at Toronto 6	Andrew Raycroft
DAINIUS ZUBRUS (2)			
1.	10/14/00	Chicago 4 at MONTREAL 5	Jocelyn Thibault
2.	11/23/08	DEVILS 7 at Tampa Bay 3 (4)(GW)	Kolzig (2), Ramo (2)

DEVILS' HAT TRICKS

NO.	DATE	PLAYER	SCORE	GOALTENDER(S)
1.	12/03/82	Steve Tambellini	Hartford 4 at DEVILS 5	Millen
2.	12/27/83	Bobby MacMillan	St. Louis 5 at DEVILS 4 (OT)	Heinz
3.	1/07/84	Bobby MacMillan	DEVILS 7 at Pittsburgh 4	Romano
4.	10/31/84	Uli Hieber	Pittsburgh 7 at DEVILS 6	Herron
5.	11/18/84	Rich Preston	DEVILS 6 at Rangers 0	Vanbiesbrouck
6.	1/18/85	Aaron Broten	Rangers 9 at DEVILS 6	Vanbiesbrouck
7.	10/10/85	Paul Gagne	DEVILS 6 at Philadelphia 5	Lindbergh
8.	3/02/86	Mark Johnson	Winnipeg 4 at DEVILS 6	Hayward (2), ENG
9.	3/08/86	Pat Verbeek	Philadelphia 3 at DEVILS 7	Jensen (1), Froese (2)
10.	4/02/86	Mark Johnson	Quebec 5 at DEVILS 6	Gosselin
11.	10/29/86	Kirk Muller	DEVILS 8 at PITTSBURGH 6	Romano
12.	1/22/87	Doug Sullivan	Calgary 5 at DEVILS 7	Dadswell
13.	3/18/87	Pat Verbeek	DEVILS 8 at Rangers 2	Vanbiesbrouck
14.	3/31/87	Perry Anderson	Pittsburgh 3 at DEVILS 5	Meloche
15.	1/07/88	Kirk Muller	Vancouver 6 at DEVILS 3	Caprice
16.	1/10/88	Pat Verbeek	DEVILS 7 at Philadelphia 5	Laforest
17.	1/15/88	Kirk Muller	Toronto 3 at DEVILS 7	Reese (2), Wregget (1)
18.	1/28/88	John MacLean	Pittsburgh 3 at DEVILS 6	Meloche
19.	2/28/88	Pat Verbeek (4)	Minnesota 6 at DEVILS 8	Beaupre
20.	2/28/88	Kirk Muller	Minnesota 6 at DEVILS 8	Beaupre
21.	12/07/88	John MacLean	Washington 1 at DEVILS 5	Malarchuk
22.	12/09/88	John MacLean	NY Islanders 5 at DEVILS 6	Hrudsky
23.	12/15/88	John MacLean	Toronto 3 at DEVILS 6	Wregget
24.	2/13/89	Brendan Shanahan	Toronto 1 at DEVILS 8	Bester
25.	2/13/89	Pat Verbeek	Toronto 1 at DEVILS 8	Bester
26.	10/05/89	Sylvain Turgeon	DEVILS 6 at Philadelphia 2	Wregget
27.	12/05/90	Claude Lemieux	Vancouver 4 at DEVILS 9	McLean
28.	1/24/91	Claude Lemieux	Quebec 1 at DEVILS 6	Gordon (2), Tugnutt (1)
29.	1/28/91	John MacLean*	DEVILS 6 at Detroit 2	Gagnon (1), King (2)
30.	2/26/91	John MacLean	Washington 1 at DEVILS 5	Hrivnak (2), Liut (1)
31.	10/18/91	David Maley	DEVILS 5 at Washington 6	Hrivnak
32.	11/20/91	Stephane Richer	Washington 6 at DEVILS 5 (OT)	Beaupre
33.	12/29/91	Peter Stastny*	Washington 4 at DEVILS 3	Beaupre
34.	10/10/92	Bobby Holik	NY Rangers 2 at DEVILS 4	Vanbiesbrouck
35.	10/22/92	Claude Lemieux	DEVILS 6 at Chicago 5 (OT)	Belfour
36.	1/22/93	Bobby Holik	Montreal 2 at DEVILS 6	Racicot
37.	3/29/93	Stephane Richer*	San Jose 0 at DEVILS 5	Hackett
38.	10/16/93	Alexander Semak	DEVILS 6 at NY Islanders 3	Hextall (2), Draper (1)
39.	1/01/94	Bernie Nicholls	DEVILS 7 at Ottawa 1	Billington
40.	3/26/96	Stephane Richer	DEVILS 5 at Tampa Bay 4	Puppa (2), ENG
41.	11/16/96	Brian Rolston	Tampa Bay 3 at DEVILS 6	Wilkinson
42.	12/31/96	Bill Guerin	DEVILS 5 at Buffalo 6	Hasek
43.	3/13/97	Randy McKay	Hartford 0 at DEVILS 6	Muzzatti
44.	3/24/98	Randy McKay	Philadelphia 2 at DEVILS 3	Hextall
45.	12/23/98	Bobby Holik	St. Louis 2 at DEVILS 4	Fuhr
46.	12/26/98	Scott Gomez	DEVILS 3 at NY Rangers 3 (OT)	Richter
47.	10/28/00	Randy McKay (4)	DEVILS 9 at Pittsburgh 0	Aubin (2), Snow (2)
48.	10/28/00	John Madden (4)	DEVILS 9 at Pittsburgh 0	Aubin (1), Snow (3)
49.	12/05/00	Patrik Elias	Colorado 1 at DEVILS 6	Roy (1), Aebischer (2)
50.	1/04/01	Alexander Mogilny	NY Islanders 2 at DEVILS 4	Vanbiesbrouck (2), Flaherty (1)
51.	3/17/01	Patrik Elias (GW)	DEVILS 6 at Edmonton 5 (OT)	Salo
52.	4/03/01	Patrik Elias	DEVILS 6 at Washington 4	Kolzig
53.	10/18/01	Patrik Elias	San Jose 1 at DEVILS 6	Nabokov (2), Kiprusoff (1)
54.	11/09/01	Patrik Elias* (GW)	Toronto 2 at DEVILS 3 (OT)	Joseph
55.	2/10/02	Jason Arnott	Buffalo 1 at DEVILS 4	Essensa
56.	2/05/03	John Madden	DEVILS 4 at Washington 1	Kolzig (2), ENG
57.	3/30/03	Patrik Elias (4*)	NY Islanders 0 at DEVILS 6	DiPietro
58.	12/31/05	Scott Gomez	Toronto 6 at DEVILS 3	Belfour
59.	4/05/06	Patrik Elias	DEVILS 6 at Pittsburgh 4	Fleury
60.	10/12/06	Brian Gionta*	Maple Leafs 6 at DEVILS 7 (SO)	Aubin

61.	10/31/07	Jay Pandolfo (GW)	Tampa Bay 1 at DEVILS 6
62.	11/30/07	Zach Parise* (GW)	Montreal 0 at DEVILS 4
63.	11/23/08	Dainius Zubrus 4 (4)(GW)	DEVILS 7 at Tampa Bay 3
64.	1/02/10	Jamie Langenbrunner (GW)	DEVILS 5 at Minnesota 3
65.	4/01/11	Patrik Elias	Philadelphia 2 at DEVILS 4
66.	2/14/12	Ilya Kovalchuk	DEVILS 4 at Buffalo 1
67.	3/02/12	Zach Parise (GW)	DEVILS 5 at Washington 0
68.	3/08/12	Ilya Kovalchuk (GW)	NY Islanders 1 at DEVILS 5

HAT TRICKS VS. DEVILS

NO.	DATE	PLAYER	SCORE	GOALTENDER
1.	11/01/82	Lanny McDonald	Calgary 6 at DEVILS 3	Resch
2.	11/16/82	Brian Sutter (GW)	DEVILS 2 at St. Louis 7	Resch (2), MacKenzie (1)
3.	12/17/82	Jari Kurri	DEVILS 4 at Edmonton 10	Resch
4.	1/29/83	Real Cloutier	DEVILS 4 at Quebec 6	Resch
5.	10/22/83	Ken Houston	DEVILS 3 at Los Angeles 8	Low (1), Resch (2)
6.	10/29/83	Mike Bossy (GW)	DEVILS 3 at NY Islanders 5	Resch
7.	11/19/83	Anders Hedberg	DEVILS 4 at Edmonton 13	Low (2), Resch (3)
8.	11/19/83	Wayne Gretzky (GW)	DEVILS 4 at Edmonton 13	Low (2), Resch (1)
9.	11/19/83	Willy Lindstrom	DEVILS 4 at Edmonton 13	Low
10.	2/25/84	Greg Gilbert	DEVILS 1 at NY Islanders 7	Low
11.	3/07/84	Jim Korn (GW)	DEVILS 4 at Toronto 8	Low
12.	3/13/84	Bob Bourne	NY Islanders 5 at DEVILS 1	Resch
13.	3/22/84	Pierre Larouche* (GW)	NY Rangers 5 at DEVILS 3	Resch
14.	10/20/84	Kevin LaVallee (GW)	DEVILS 3 at St. Louis 8	Low
15.	10/20/84	Dave Barr	DEVILS 3 at St. Louis 8	Low
16.	10/25/84	Anders Hedberg	NY Rangers 11 at DEVILS 2	Kampouri
17.	11/21/84	Brian MacLellan (GW)	DEVILS 1 at Los Angeles 8	Low (2), Resch (1)
18.	1/29/85	Dave Taylor (GW)	DEVILS 3 at Los Angeles 6	Kampouri
19.	12/14/85	Michel Goulet* (4)	DEVILS 3 at Quebec 9	Chevrier
20.	12/14/85	Brent Ashton	DEVILS 3 at Quebec 9	Chevrier
21.	12/22/85	Scott Bjugstad (GW)	Minnesota 8 at DEVILS 3	Resch
22.	12/28/85	Mike McPhee	DEVILS 3 at Montreal 8	Resch
23.	1/04/86	Mike Gartner	DEVILS 3 at Washington 9	Resch (2), St. Laurent (1)
24.	1/21/86	Tony Tanti (GW)	DEVILS 3 at Vancouver 5	Billington
25.	2/15/86	Mike Bossy (GW)	DEVILS 3 at NY Islanders 6	Resch
26.	3/01/86	Charlie Simmer	DEVILS 3 at Boston 8	Resch (1), Chevrier (2)
27.	10/18/86	Terry Ruskowski (GW)	DEVILS 4 at Pittsburgh 8	Friesen
28.	10/29/86	Kevin LaVallee	DEVILS 8 at Pittsburgh 6	Chevrier
29.	11/09/86	Thomas Steen	DEVILS 1 at Winnipeg 8	Friesen
30.	11/23/86	Denis Savard (GW)	DEVILS 3 at Chicago 5	Chevrier
31.	12/26/86	Kelly Kisio	NY Rangers 7 at DEVILS 4	McLean
32.	2/18/87	Ray Ferraro (GW)	Hartford 6 at DEVILS 3	Chevrier (2), ENG
33.	1/22/88	Phil Housley	DEVILS 3 at Buffalo 7	Chevrier
34.	2/03/88	Esa Tikkanen	DEVILS 5 at Edmonton 8	Chevrier
35.	2/12/88	Gerard Gallant (GW)	DEVILS 3 at Detroit 4	Sauve
36.	10/14/88	Claude Lemieux (GW)	Montreal 7 at DEVILS 3	Burke
37.	10/15/88	Dave Christian	DEVILS 5 at Washington 8	Sauve
38.	11/20/88	Rick Tocchet	DEVILS 1 at Philadelphia 7	Burke
39.	12/31/88	Mario Lemieux (5)	DEVILS 6 at Pittsburgh 8	Sauve (3), Terreri (1), ENG
40.	1/27/89	Ron Francis	Hartford 8 at DEVILS 6	Burke
41.	3/25/89	Mario Lemieux (GW)	DEVILS 4 at Pittsburgh 5	Sauve (2), Burke (1)
42.	10/20/89	Rick Sutter (GW)	Vancouver 3 at DEVILS 2	Terreri
43.	11/18/89	Andy Brickley (GW)	DEVILS 4 at Boston 6	Terreri
44.	12/01/89	Pierre Turgeon	DEVILS 4 at Buffalo 6	Terreri (2), Burke (1)
45.	12/09/89	Ray Ferraro (GW)	DEVILS 3 at Hartford 7	Burke (2), Terreri (1)
46.	2/10/90	Gino Cavallini (GW)	DEVILS 0 at St. Louis 7	Terreri
47.	3/22/90	Steve Thomas (4) (GW)	DEVILS 4 at Chicago 6	Terreri
48.	11/20/90	Tomas Sandstrom*	DEVILS 4 at Los Angeles 5	Terreri
49.	12/07/90	Mike Ridley (GW)	DEVILS 2 at Washington 5	Burke
50.	1/14/91	Tomas Sandstrom (GW)	Los Angeles 6 at DEVILS 1	Terreri (1), Burke (2)
51.	1/11/92	Wendel Clark (GW)	Toronto 4 at DEVILS 3	Billington
52.	3/06/92	Pat LaFontaine	DEVILS 4 at Buffalo 5	Billington
53.	3/22/92	Mark Messier (4) (GW)	DEVILS 3 at NY Rangers 6	Erickson
54.	4/15/92	Steve Thomas (4)	DEVILS 0 at NY Islanders 7	Terreri (2), Brodeur (2)
55.	12/12/92	Kevin Stevens	DEVILS 5 at Pittsburgh 6	Terreri
56.	1/16/93	Pierre Turgeon	NY Islanders 5 at DEVILS 3	Terreri
57.	4/16/93	Pierre Turgeon	DEVILS 4 at NY Islanders 8	Terreri (1), Billington (2)
58.	12/15/93	Glen Wesley	Boston 5 at DEVILS 4	Brodeur (2), Sidorkiewicz (1)
59.	2/12/94	Cam Neely*	DEVILS 3 at Boston 5	Brodeur
60.	3/02/95	Bryan Smolinski (GW)	DEVILS 2 at Boston 7	Brodeur (2), Terreri (1)
61.	3/06/95	Owen Nolan	DEVILS 3 at Quebec 6	Brodeur (2), Terreri (1)
62.	10/28/95	Mario Lemieux (GW)	Pittsburgh 5 at DEVILS 3	Brodeur
63.	11/28/96	Keith Tkachuk (GW)	DEVILS 3 at Phoenix 4 (OT)	Brodeur
64.	12/19/97	Doug Brown (GW)	DEVILS 4 at Detroit 5	Brodeur
65.	1/10/98	Stu Barnes* (GW)	DEVILS 1 at Pittsburgh 4	Brodeur
66.	10/07/99	Aleksey Morozov*	Pittsburgh 7 at DEVILS 5	Brodeur
67.	11/25/99	Jeremy Roenick (GW)	DEVILS 2 at Phoenix 4	Terreri
68.	1/06/01	Jan Hlavac	DEVILS 4 at NY Rangers 5 (OT)	Brodeur
69.	2/10/01	Alexei Kovalev (GW)	DEVILS 4 at Pittsburgh 5 (OT)	Brodeur
70.	10/11/01	Mark Parrish (GW)	NY Islanders 6 at DEVILS 4	Brodeur
71.	11/13/01	Alexei Kovalev	Pittsburgh 5 at DEVILS 1	Brodeur
72.	1/15/02	Zdeno Ciger (GW)	Tampa Bay 5 at DEVILS 4 (OT)	Brodeur
73.	3/13/03	Martin Lapointe (GW)	DEVILS 3 at Boston 4	Brodeur
74.	2/17/04	Marian Gaborik	Minnesota 4 at DEVILS 4 (OT)	Brodeur
75.	3/07/05	Sean Bergenheim	DEVILS 3 at NY Islanders 7	Brodeur (2), ENG
76.	10/27/10	Joe Thornton (GW)	DEVILS 2 at San Jose 5	Brodeur
77.	12/18/10	Eric Boulton (GW)	DEVILS 1 at Atlanta 7	Brodeur (1), Hedberg (2)
78.	11/02/11	Joffrey Lupul (GW)	Toronto 5 at DEVILS 3	Brodeur
79.	2/26/12	Martin St. Louis (GW)	Tampa Bay 4 at DEVILS 3	Brodeur
80.	3/01/12	Dave Krejci (GW)	DEVILS 3 at Bruins 4 (OT)	Brodeur
81.	3/29/12	Ryan Malone	Tampa Bay 4 at DEVILS 6	Brodeur
82.	2/16/13	John Tavares (GW)	DEVILS 1 at NY Islanders 5	Hedberg
83.	2/23/13	Alexander Ovechkin (GW)	DEVILS 1 at Washington 5	Hedberg

*Denotes natural hat trick.

vs. ANA	MIN	GA	SO	GAA	W-L-O/T
Schwab	60	1	0	1.00	1-0-0
Brodeur	1217	37	2	1.82	14-6-1
Dunham	79	5	0	3.80	0-1-0
Clemmensen	59	4	0	4.07	0-1-0
Terreri	30	4	0	8.00	0-0-0
vs. BOS					
Schwab	29	0	0	0.00	0-0-0
Danis	60	1	0	1.00	1-0-0
Middlebrook	60	2	0	2.00	0-0-1
Dunham	181	3	0	2.22	1-0-0
Hedberg	84	7	0	2.28	1-1-1
Clemmensen	366	14	0	2.30	4-2-0
Brodeur	3360	144	4	2.57	24-22-10
Kampouri	60	3	0	3.00	0-1-0
Sidorkiewicz	39	2	0	3.08	0-1-0
Terreri	1268	68	0	3.22	7-9-4
McLean	35	2	0	3.43	0-0-0
Weekes	59	4	0	4.07	0-1-0
Low	240	17	0	4.25	1-3-0
Sauve	120	9	0	4.50	0-2-0
Resch	320	27	0	5.06	0-5-1
Burke	121	11	0	5.45	1-1-0
Reese	40	4	0	6.00	0-1-0
Chevrier	185	19	0	6.16	1-2-0
vs. BUF					
Schwab	141	3	0	1.28	1-0-1
Brodeur	3575	126	3	2.11	33-16-9
Clemmensen	120	5	0	2.50	2-0-0
Dunham	84	4	0	2.86	1-1-0
Sauve	145	7	0	2.90	1-0-1
Weekes	115	6	0	3.13	0-2-0
Terreri	520	29	1	3.35	4-2-2
Hedberg	223	13	0	3.50	1-1-2
Billington	439	26	1	3.55	3-3-1
Chevrier	422	27	0	3.84	2-5-0
Burke	216	18	0	4.34	1-3-1
Resch	385	31	0	4.83	0-5-2
Low	160	16	0	6.00	0-2-0
vs. CGY					
Dunham	125	2	1	0.96	1-0-1
Damphousse	60	1	0	1.00	1-0-0
Brodeur	920	35	1	2.28	7-5-3
Hedberg	116	5	0	2.59	1-1-0
Terreri	239	14	0	3.51	2-2-0
Billington	228	15	0	3.95	2-1-0
Low	313	21	0	4.03	0-3-2
Resch	200	16	0	4.80	1-2-0
Schwab	62	5	0	4.84	0-1-0
Chevrier	462	38	0	4.94	2-6-1
Kampouri	60	5	0	5.00	0-1-0
Burke	416	35	0	5.05	0-7-0
Sauve	14	4	0	17.14	0-0-0
vs. CAR					
Frazee	18	0	0	0.00	0-0-0
Danis	15	0	0	0.00	0-0-0
Middlebrook	3	0	0	0.00	0-0-0
Sauve	125	4	0	1.92	1-0-1
Brodeur	3508	119	9	2.04	38-15-6
Billington	398	17	0	2.56	6-0-1
Hedberg	394	18	0	2.74	4-3-0
Terreri	518	27	1	3.13	3-4-1
Low	185	10	0	3.24	0-2-1
Resch	395	23	0	3.49	3-3-0
Clemmensen	108	7	0	3.89	0-1-0
Weekes	60	4	0	4.00	0-1-0
Sidorkiewicz	40	3	0	4.50	0-1-0
Burke	406	31	0	4.58	2-5-0
Chevrier	272	22	0	4.85	1-3-0
Kampouri	89	8	0	5.39	0-2-0
Reese	60	6	0	6.00	0-1-0
vs. CHI					
Brodeur	1137	37	1	1.95	9-3-6
Vanbiesbrouck	120	4	0	2.00	2-0-0
St. Laurent	60	2	0	2.00	1-0-0
Sauve	125	5	0	2.40	2-0-0
Chevrier	180	8	0	2.67	2-1-0
Terreri	561	27	0	2.89	4-4-4
Dunham	165	8	0	2.91	1-1-1
Sidorkiewicz	20	1	0	3.00	0-0-0
Burke	370	19	0	3.08	2-2-2
Schwab	71	4	0	3.38	0-1-0
Resch	480	34	0	4.25	2-6-0
Hedberg	34	3	0	4.50	1-0-0
Billington	120	11	0	5.00	0-2-0
Low	120	11	0	5.50	0-2-0
vs. COL					
Dunham	59	2	0	2.03	0-1-0
Brodeur	1858	70	4	2.26	17-8-6
Terreri	545	26	0	2.86	4-4-0
Burke	359	21	0	3.51	4-2-0
Low	240	15	0	3.75	2-2-0
Resch	310	20	0	3.87	2-2-1
Sauve	119	8	0	4.03	0-2-0
Chevrier	339	26	0	4.60	1-2-2
Billington	180	18	0	6.00	0-3-0
Middlebrook	60	7	0	7.00	0-1-0

vs. CBJ	MIN	GA	SO	GAA	W-L-O/T
Schwab	60	1	0	1.00	1-0-0
Brodeur	672	23	2	2.05	7-2-2
vs. DAL					
Hedberg	179	5	0	1.68	2-1-0
Low	105	1	0	1.71	0-0-1
Brodeur	1240	41	4	1.98	11-9-1
Dunham	60	2	0	2.00	1-0-0
Terreri	296	12	0	2.43	2-3-0
Clemmensen	60	3	0	3.00	0-1-0
Burke	406	21	1	3.10	3-3-1
Chevrier	349	23	0	3.95	3-3-0
Resch	468	42	0	4.16	3-7-0
Sauve	73	6	0	4.93	1-0-0
Billington	79	7	0	5.32	0-1-0
Danis	20	3	0	9.00	0-0-0
vs. DET					
Schwab	1147	42	2	2.20	9-9-1
Burke	329	13	0	2.27	4-0-2
Chevrier	306	13	0	2.55	4-0-1
Terreri	539	24	0	2.67	4-3-1
Low	141	7	0*	2.98	2-1-0
Weekes	59	3	0	3.05	0-1-0
Resch	406	24	0	3.56	0-5-2
Sauve	184	13	0	4.24	0-1-0
Clemmensen	60	5	0	5.00	0-1-0
Billington	230	22	0	5.74	0-3-1
vs. EDM					
Hedberg	61	1	0	0.98	1-0-0
Dunham	120	3	0	1.50	2-0-0
Burke	289	8	1	1.66	2-1-2
Clemmensen	59	2	0	2.03	0-1-0
Brodeur	1037	41	0	2.37	9-6-2
Terreri	538	34	0	3.79	3-4-2
Billington	337	24	0	4.27	2-3-0
Chevrier	416	17	0	4.86	2-2-0
Resch	420	36	0	5.14	1-6-0
Low	165	15	0	5.45	0-2-1
Sauve	31	6	0	11.61	0-0-0
MacKenzie	20	4	0	12.00	0-0-0
vs. FLA					
Weekes	60	1	0	1.00	1-0-0
Schwab	71	2	0	1.69	0-1-0
Terreri	239	7	0	1.75	3-1-0
Shulmistra	62	2	0	1.94	0-1-0
Brodeur	3874	131	6	2.03	39-16-9
Clemmensen	183	7	0	2.30	2-1-0
Dunham	127	4	0	1.89	1-0-0
Hedberg	122	6	0	2.95	1-0-1
Damphousse	59	3	0	3.05	0-1-0
vs. LA					
Hedberg	105	0	1	0.00	2-0-0
MacKenzie	120	0	0	0.00	0-0-0
Weekes	60	1	0	1.00	1-0-0
Sidorkiewicz	51	1	0	1.18	0-1-0
Billington	180	4	0	1.33	3-0-0
Brodeur	931	33	1	2.13	8-6-1
Dunham	121	5	0	2.48	1-1-0
Clemmensen	59	3	0	3.05	0-1-0
Chevrier	349	20	0	3.44	3-1-1
Terreri	668	39	0	3.50	5-6-1
Resch	367	24	0	3.92	2-3-0
Burke	285	25	0	5.26	1-2-1
Low	144	16	0	6.67	1-2-0
Kampouri	40	5	0	7.50	0-1-0
Middlebrook	49	7	0	8.57	0-1-0
Sauve	40	6	0	9.00	0-1-0
vs. MIN					
Hedberg	108	3	0	1.67	0-1-0
Brodeur	627	26	1	2.49	7-2-2
vs. MTL					
Clemmensen	181	4	0	1.33	3-0-0
Brodeur	4071	124	9	1.83	44-18-6
Sauve	120	4	0	2.00	1-1-0
Billington	120	5	0	2.50	1-1-0
Chevrier	130	6	0	2.75	2-0-0
McKenzie	100	6	0	3.00	0-2-0
Terreri	58	3	0	3.10	0-0-0
Dunham	542	31	0	3.43	4-5-0
Burke	65	4	0	3.69	0-0-1
Resch	364	23	0	3.79	1-4-1
Low	184	12	0	3.89	1-1-1
McLean	61	4	0	4.00	0-1-0
Resch	469	38	0	4.86	3-5-0
Middlebrook	60	5	0	5.00	0-1-0
vs. NSH					
Schwab	60	1	0	1.00	1-0-0
Terreri	60	1	0	1.00	1-0-0
Hedberg	65	2	0	1.85	1-0-0
Clemmensen	124	4	0	1.94	1-0-1
Brodeur	730	31	0	2.55	6-5-1

vs. NYI	MIN	GA	SO	GAA	W-L-O/T
Schwab	67	1	0	0.90	1-0-0
Hedberg	358	9	2	1.51	4-2-0
Danis	138	5	0	2.17	1-1-0
Brodeur	5046	188	10*	2.24	50-28-7
Weekes	204	8	0	2.35	2-0-1
Clemmensen	259	11	0	2.55	1-2-1
Sauve	198	11	0	3.33	1-1-1
Terreri	2003	113	0	3.38	9-16-7
Burke	613	35	0	3.43	4-4-2
Resch	1267	95	0	4.50	4-15-2
Dunham	61	5	0*	4.92	0-1-0
Kampouri	60	5	0	5.00	0-1-0
Chevrier	468	42	0	5.38	3-7-0
Billington	228	22	0	5.79	0-4-0
McLean	111	11	0	5.95	1-0-0
Low	120	12	0	6.00	0-2-0
MacKenzie	10	1	0	6.00	0-0-0
Middlebrook	60	8	0	8.00	0-1-0
vs. NYR					
Dunham	10	0	0	0.00	0-0-0
Brodeur	5785	205	9	2.13	47-30-20
Clemmensen	325	13	1	2.40	3-1-1
Low	198	8	1	2.42	1-0-1
Hedberg	338	10	1	2.52	1-3-0
Billington	515	31	0	3.61	5-2-1
Burke	828	50	1	3.62	7-5-1
Terreri	945	58	0	3.68	5-9-2
Chevrier	913	64	0	4.21	7-8-0
Resch	1061	76	0	4.30	5-12-1
Sauve	208	16	0	4.62	1-2-0
Reese	39	3	0	4.62	0-0-3
Erickson	60	6	0	6.00	0-1-0
Weekes	40	4	0	6.00	0-1-0
Kampouri	72	10	0	8.33	0-2-0
St. Laurent	60	9	0	9.00	0-1-0
McLean	6	3	0	30.00	0-0-0
vs. OTT					
Danis	20	0	0	0.00	0-0-0
Hedberg	105	2	1	1.14	2-0-0
Terreri	303	9	0	1.78	4-1-0
Clemmensen	208	7	0	2.02	3-0-0
Brodeur	3975	144	6	2.17	36-23-7
Billington	125	7	0	3.36	1-0-1
vs. PHI					
Weekes	8	0	0	0.00	0-0-0
Vanbiesbrouck	60	1	0	0.00	0-0-0
Friesen	40	1	0	1.00	0-0-0
Clemmensen	127	4	0	1.00	0-0-0
Brodeur	5228	211	11	2.17	40-23-7
Hedberg	567	24	0	2.24	10-5-1
Schwab	47	2	0	2.35	2-0-0
Terreri	1604	71	0	2.35	10-12-1
Middlebrook	60	3	0	2.35	1-0-0
Danis	20	1	0	2.35	0-0-0
Chevrier	743	45	1	2.35	5-10-1
Low	419	30	0	2.35	4-7-0
Resch	961	70	0	2.35	4-12-1
Burke	907	58	0	2.35	4-11-1
Dunham	60	5	0	2.35	0-1-0
Billington	372	36	0	2.35	1-4-0
Sauve	60	6	0	2.35	0-1-0
vs. PHX					
Sauve	125	4	0	1.00	0-0-0
Brodeur	1153	42	4	2.17	21-15-4
Kampouri	74	3	0	2.17	0-0-0
Vanbiesbrouck	79	11	0	2.17	0-0-0
Terreri	446	20	0	2.17	0-0-0
Burke	377	23	0	2.17	0-0-0
Dunham	48	3	0	2.17	0-0-0
Billington	119	8	0	2.17	0-0-0
Chevrier	241	17	0	2.17	0-0-0
Resch	423	30	0	2.17	0-0-0
Hedberg	60	5	0	2.17	0-0-0
Low	100	10	0	2.17	0-0-0
MacKenzie	8	1	0	2.17	0-0-0
Friesen	60	8	0	2.17	0-0-0
vs. PIT					
Schwab	1	GA	SO	GAA	W-L-O/T
Dunham	90	2	0	1.00	0-0-0
Clemmensen	519	19	1	2.17	1-1-0
Brodeur	4611	191	9	2.17	36-23-7
Hedberg	299	13	0	2.17	1-0-0
Low	441	23	0	2.17	1-0-0
Weekes	20	5	0	2.17	0-0-0
Terreri	1392	79	0	2.17	10-12-1
Burke	859	49	1	2.17	10-12-1
Resch	941	56	0	2.17	10-12-1
Billington	743	49	1	2.17	10-12-1
Sauve	105	7	0	2.17	10-12-1
Chevrier	594	43	0	2.17	10-12-1
Dampousse	25	2	0	2.17	10-12-1
Friesen	50	8	0	2.17	10-12-1

NO.	DATE	GOALTENDER	SCORE	NO.	DATE	GOALTENDER	SCORE	NO.	DATE	GOALTENDER	SCORE	NO.	DATE	GOALTENDER	SCORE
1.	12/04/83	Low, Resch	Det. 0 at NJ 6	81.	11/07/02	Martin Brodeur	NJ 1 at Phi. 0	51.	11/10/82	Al Jensen, Wsh.	NJ 0 at Wsh. 3	61.	11/18/01	Patrick Roy, Col.	Col. 2 at NJ 0
2.	12/17/83	Glenn Resch	NJ 2 at Min. 0	82.	12/02/02	Martin Brodeur	NJ 1 at Phi. 0 (OT)	52.	11/14/82	Mario Lemieux, LA	NJ 0 at LA 3	62.	11/23/01	Nikolai Khabibulin, TB	NJ 0 at TB 2
3.	11/18/84	Ron Low	NJ 6 at NYR 0	83.	12/10/02	Martin Brodeur	StL. 0 at NJ 2	53.	12/12/82	Ed Mio, NYR	NJ 0 at NYR 4	63.	11/27/01	Johan Hedberg, Pit.	NJ 0 at Pit. 6
4.	3/27/86	Sam St. Laurent	StL. 0 at NJ 1	84.	12/30/02	Martin Brodeur	NJ 1 at Bos. 0	54.	2/20/83	Bob Fosse, Phi.	NJ 0 at Phi. 3	64.	12/22/01	Jani Hurme, Ott.	Ott. 1 at NJ 0
5.	10/27/87	Alain Chevrier	Phi. 0 at NJ 4	85.	1/03/03	Corey Schwab	Tor. 0 at NJ 2	55.	3/10/83	Greg Millen, Hfd.	Hfd. 3 at NJ 0	65.	2/05/02	Jose Theodore, Mtl.	Mtl. 1 at NJ 0
6.	3/29/88	Sean Burke	Pit. 0 at NJ 4	86.	1/15/03	Martin Brodeur	NYI 0 at NJ 5	56.	3/14/83	Don Edwards, Cgy.	Cgy. 7 at NJ 0	66.	2/27/02	Roman Cechmanek, Phi.	Phi. 1 at NJ 0
7.	10/10/88	Sean Burke	NJ 5 at NYR 0	87.	1/28/03	Martin Brodeur	Det. 0 at NJ 1	57.	10/26/83	Al Jensen, Wsh.	Wsh. 2 at NJ 0	67.	3/04/02	Patrick Roy, Col.	NJ 0 at Col. 2
8.	1/15/89	Sean Burke	Edm. 0 at NJ 1	88.	2/12/03	Martin Brodeur	NJ 3 at Phx. 0	58.	11/15/83	Gilles Meloche, Min.	NJ 0 at Min. 6	68.	12/07/02	Ed Belfour, Tor.	NJ 0 at Tor. 1
9.	3/05/89	Sean Burke	Min. 0 at NJ 2	89.	3/18/03	Martin Brodeur	NJ 1 at Mtl. 0	59.	12/20/83	Richard Sevigny, Mtl.	Mtl. 6 at NJ 0	69.	12/18/02	Patrick Lalime, Ott.	Ott. 3 at NJ 0
10.	2/10/91	Chris Terreri	Van. 0 at NJ 2	90.	3/30/03	Martin Brodeur	NYI 0 at NJ 6	60.	12/22/83	Pelle Lindbergh, Phi.	NJ 0 at Phi. 5	70.	11/28/03	Marly Turco, Dal.	NJ 0 at Dal. 2
11.	10/26/91	Chris Terreri	SJ 0 at NJ 9	91.	10/28/03	Martin Brodeur	NJ 0 at NYJ 0	11.	1/19/84	Bob Fosse, Phi.	NJ 0 at Phi. 2	71.	1/13/04	Patrick Lalime, Ott.	Ott. 4 at NJ 0
12.	12/28/91	Craig Billington	Buf. 0 at NJ 3	92.	11/08/03	Martin Brodeur	NJ 1 at Ott. 0	12.	2/02/84	Pat Riggins, Wsh.	Wsh. 2 at NJ 0	72.	2/05/04	Dan Cloutier, Van.	Van. 4 at NJ 0
13.	1/02/92	Craig Billington	Pit. 0 at NJ 4	93.	11/15/03	Martin Brodeur	NYR 0 at NJ 5	13.	3/24/84	Tom Barrasov, Buf.	Buf. 6 at NJ 0	73.	2/28/04	Ed Belfour, Tor.	NJ 0 at Tor. 3
14.	10/17/92	Chris Terreri	Phi. 0 at NJ 2	94.	11/25/03	Martin Brodeur	NJ 4 at LA 0	14.	11/17/84	Steve Penney, Mtl.	NJ 0 at Mtl. 5	74.	12/23/05	Michael Garnett, Atl.	Atl. 1 at NJ 0
15.	11/13/92	Craig Billington	Wsh. 0 at NJ 3	95.	12/04/03	Martin Brodeur	Wsh. 0 at NJ 3	15.	2/14/85	Steve Weeks, Hfd.	Hfd. 4 at NJ 0	75.	1/26/06	John Grahame, TB	NJ 0 at TB 1 (OT)
16.	12/18/92	Craig Billington	NJ 2 at TB 0	96.	12/10/03	Martin Brodeur	NYI 0 at NJ 1 (OT)	16.	4/03/85	Warren Skorodinski, Chi.	NJ 0 at Chi. 5	76.	1/27/06	Roberto Luongo, Fla.	NJ 0 at Fla. 4
17.	3/29/93	Chris Terreri	SJ 0 at NJ 5	97.	12/13/03	Martin Brodeur	NJ 2 at Phi. 0	17.	2/08/86	Roberto Romano, Pit.	NJ 0 at Pit. 4	77.	3/19/06	Ray Emery, Ott.	Ott. 4 at NJ 0
18.	10/20/93	Martin Brodeur	Ana. 0 at NJ 4	98.	12/18/03	Martin Brodeur	NJ 3 at Atl. 0	18.	3/31/86	John Vanbiesbrouck, NYR	NJ 0 at NYR 9	78.	11/25/06	Evgeni Nabokov, SJ	NJ 0 at SJ 2
19.	11/17/93	Chris Terreri	Buf. 0 at NJ 4	99.	12/27/03	Corey Schwab	NJ 2 at Pit. 0	19.	1/06/87	Ron Hextall, Phi.	NJ 0 at Phi. 4	79.	3/14/07	Jocelyn Thibault, Pit.	Pit. 3 at NJ 0
20.	1/19/94	Martin Brodeur	NJ 4 at Wpg. 0	100.	1/10/04	Martin Brodeur	NJ 1 at Tor. 0	20.	2/22/87	Bill Smith, NYI	NYI 7 at NJ 0	80.	10/11/07	Tomas Vokoun, Fla.	NJ 0 at Fla. 3
21.	3/10/94	Chris Terreri	Hfd. 0 at NJ 4	101.	1/20/04	Scott Clemmensen	NJ 3 at Pit. 0	21.	10/19/88	Kirk McLean, Van.	Van. 4 at NJ 0	81.	10/18/07	Martin Biron, Phi.	NJ 0 at Phi. 4
22.	3/13/94	Martin Brodeur	Dal. 0 at NJ 4	102.	1/23/04	Martin Brodeur	Mtl. 0 at NJ 2	22.	10/29/88	Mike Liut, Hfd.	NJ 0 at Hfd. 3	82.	10/25/07	Henrik Lundqvist, NYR	NJ 0 at NYR 2
23.	2/20/95	Martin Brodeur	NJ 2 at Wsh. 0	103.	3/26/04	Scott Clemmensen	NJ 5 at Atl. 0	23.	1/11/89	Brian Hayward, Mtl.	NJ 0 at Mtl. 1	83.	11/05/07	Dany Sabourin, Pit.	Pit. 5 at NJ 0
24.	4/05/95	Martin Brodeur	NJ 2 at Ott. 0	104.	3/30/04	Martin Brodeur	NYR 0 at NJ 5	24.	2/10/90	Vincent Riendeau, StL.	NJ 0 at StL. 7	84.	11/16/07	Rick DiPietro, NYI	NYI 1 at NYJ 0
25.	4/09/95	Martin Brodeur	NYR 0 at NJ 2	105.	1/03/06	Martin Brodeur	Fla. 0 at NJ 3	25.	10/20/90	Don Beaupre, Wsh.	NJ 0 at Wsh. 4	85.	12/09/07	Henrik Lundqvist, NYR	NJ 0 at NYR 1 (OT)
26.	10/07/95	Martin Brodeur	Fla. 0 at NJ 4	106.	1/09/06	Martin Brodeur	Phi. 0 at NJ 3	26.	2/18/91	Grant Fuhr, Edm.	Edm. 4 at NJ 0	86.	12/18/07	Roberto Luongo, Van.	NJ 0 at Van. 5
27.	11/14/95	Martin Brodeur	Hfd. 0 at NJ 1	107.	1/13/06	Martin Brodeur	Van. 0 at NJ 3	27.	3/30/91	Don Beaupre, Wsh.	NJ 0 at Wsh. 4	87.	2/29/08	Cristobal Huet, Wsh.	Wsh. 4 at NJ 0
28.	1/03/96	Martin Brodeur	NJ 1 at Col. 0	108.	1/24/06	Martin Brodeur	NJ 4 at NYI 0	28.	11/09/91	Andy Moog, Bos.	NJ 0 at Bos. 4	88.	3/11/08	Carey Price, Mtl.	NJ 0 at Mtl. 4
29.	2/10/96	Martin Brodeur	NYR 0 at NJ 3	109.	2/03/06	Martin Brodeur	Car. 0 at NJ 3	29.	11/16/91	Bob Essensa, Wpg.	Wpg. 1 at NJ 0	89.	3/25/08	M.A. Fleury, Pit.	Pit. 2 at NJ 0
30.	2/18/96	Martin Brodeur	Wsh. 0 at NJ 3	110.	10/06/06	Martin Brodeur	NJ 4 at Car. 0	30.	12/23/91	Mike Richter, NYR	NJ 0 at NYR 3	90.	4/04/08	Martin Biron, Phi.	NJ 0 at Phi. 3
31.	3/15/96	Martin Brodeur	TB 0 at NJ 5	111.	10/26/06	Martin Brodeur	Fla. 0 at NJ 2	31.	1/25/92	Tim Cheveldae, Det.	Det. 7 at NJ 0	91.	11/03/08	Ryan Miller, Buf.	Buf. 2 at NJ 0
32.	11/06/96	Martin Brodeur	NJ 2 at Det. 0	112.	10/28/06	Martin Brodeur	CBJ 0 at NJ 1	32.	4/15/92	Glen Healy, NYI	NJ 0 at NYI 7	92.	12/23/08	Tim Thomas, Bos.	Bos. 2 at NJ 0
33.	11/09/96	Brodeur, Dunham	NYI 0 at NJ 4	113.	12/08/06	Martin Brodeur	Pit. 0 at NJ 2	33.	11/21/92	Tom Barrasso, Pit.	NJ 0 at Pit. 2	93.	1/08/08	M.A. Fleury, Pit.	Pit. 1 at NJ 0
34.	12/03/96	Martin Brodeur	Fla. 0 at NJ 2	114.	12/26/06	Martin Brodeur	NJ 5 at Cgy. 0	34.	12/21/92	John Vanbiesbrouck, NYR	NYR 3 at NJ 0	94.	1/26/08	Kari Lehtonen, Atl.	Atl. 4 at NJ 0
35.	12/16/96	Mike Dunham	NJ 5 at Cgy. 0	115.	12/30/06	Martin Brodeur	NJ 3 at Mtl. 0	35.	4/03/93	Felix Potvin, Tor.	NJ 0 at Tor. 1	95.	2/17/09	Tomas Vokoun, Fla.	NJ 0 at Fla. 4
36.	12/23/96	Martin Brodeur	Buf. 0 at NJ 0 (OT)	116.	1/07/07	Martin Brodeur	NYR 0 at NJ 1	36.	10/26/93	Patrick Roy, Mtl.	Mtl. 2 at NJ 0	96.	2/21/09	Yann Danis, NYI	NJ 0 at NYI 4
37.	1/03/97	Martin Brodeur	NJ 1 at Ott. 0	117.	1/16/07	Martin Brodeur	NJ 2 at TB 0	37.	1/09/94	Richard Tabaracci, Wsh.	Wsh. 4 at NJ 0	97.	3/30/09	Henrik Lundqvist, NYR	NJ 0 at NYR 3
38.	2/13/97	Martin Brodeur	Hfd. 0 at NJ 4	118.	1/26/07	Martin Brodeur	NYI 0 at NJ 2	38.	1/26/95	Blaine Lacher, Bos.	NJ 0 at Bos. 1 (OT)	98.	1/12/10	Henrik Lundqvist, NYR	NJ 1 at NYR 0 (SO)
39.	3/13/97	Martin Brodeur	Hfd. 0 at NJ 6	119.	2/08/07	Martin Brodeur	NJ 2 at NYI 0	39.	2/04/95	Jocelyn Thibault, Que.	NJ 0 at Que. 2	99.	1/18/10	Rick DiPietro, NYI	NJ 0 at NYI 4
40.	3/27/97	Martin Brodeur	NYR 0 at NJ 4	120.	2/17/07	Martin Brodeur	NJ 1 at Pit. 0	40.	4/20/95	Mark Fitzpatrick, Fla.	NJ 0 at Fla. 1	100.	1/26/10	Brian Elliott, Ott.	NJ 0 at Ott. 3
41.	4/01/97	Martin Brodeur	NJ 1 at Wsh. 0	121.	2/27/07	Martin Brodeur	NJ 3 at Atl. 0	41.	11/25/95	Andy Moog, Dal.	NJ 0 at Dal. 2	101.	2/02/10	J.S. Giguere, Tor.	NJ 0 at Tor. 3
42.	4/04/97	Martin Brodeur	TB 0 at NJ 3	122.	11/23/07	Martin Brodeur	Mtl. 0 at NJ 4	42.	12/31/95	Jeff Hackett, Chi.	NJ 0 at Chi. 5	102.	3/07/10	Jeff Deslauriers, Edm.	NJ 0 at Edm. 2
43.	4/06/97	Mike Dunham	NJ 2 at StL. 0	123.	11/30/07	Martin Brodeur	NJ 1 at Cgy. 0 (OT)	43.	3/17/96	John Vanbiesbrouck, Fla.	NJ 0 at Fla. 3	103.	3/20/10	Ty Conklin, StL.	StL. 1 at NJ 0
44.	4/11/97	Martin Brodeur	Bos. 0 at NJ 2	124.	12/23/07	Martin Brodeur	NJ 3 at Phi. 0	44.	4/04/96	Jason Muzzatti, Hfd.	Hfd. 1 at NJ 0	104.	3/30/10	Tuukka Rask, Bos.	Bos. 1 at NJ 0 (OT)
45.	10/18/97	Mike Dunham	TB 0 at NJ 5	125.	1/04/08	Martin Brodeur	NJ 1 at Atl. 0	45.	11/14/96	Mike Fountain, Van.	Van. 3 at NJ 0	105.	11/01/10	Roberto Luongo, Van.	NJ 0 at Van. 3
46.	10/27/97	Martin Brodeur	NJ 5 at Phi. 0	126.	10/16/08	Martin Brodeur	Dal. 0 at NJ 5	46.	12/23/96	Dominik Hasek, Buf.	Buf. 0 at NJ 0 (OT)	106.	11/05/10	Henrik Lundqvist, NYR	NYR 3 at NJ 0
47.	11/08/97	Martin Brodeur	Bos. 0 at NJ 2	127.	10/22/08	Martin Brodeur	Bos. 0 at NJ 1	47.	1/12/97	Mike Richter, NYR	NJ 0 at NYR 3	107.	11/15/10	Tim Thomas, Bos.	NJ 0 at Bos. 3
48.	12/04/97	Martin Brodeur	NJ 4 at Pit. 0	128.	2/09/09	Scott Clemmensen	Col. 0 at NJ 4	48.	11/04/97	Stephane Fiset, LA	LA 3 at NJ 0	108.	11/26/10	Rick DiPietro, NYI	NJ 0 at NYI 2
49.	12/13/97	Martin Brodeur	NJ 3 at Tor. 0	129.	2/13/09	Scott Clemmensen	Phi. 0 at NJ 3	49.	11/26/97	Guy Hebert, Ana.	NJ 0 at Ana. 2	109.	3/18/11	Michal Neuvirth, Wsh.	Wsh. 3 at NJ 0
50.	2/02/98	Martin Brodeur	NJ 1 at Ott. 0	130.	2/26/09	Martin Brodeur	Min. 0 at NJ 4	50.	3/20/98	Olaf Kolzig, Wsh.	NJ 0 at Wsh. 2	110.	3/25/11	M.A. Fleury, Pit.	NJ 0 at Pit. 1 (SO)
51.	2/04/98	Martin Brodeur	Ott. 0 at NJ 2	131.	3/01/09	Martin Brodeur	Car. 0 at NJ 2	51.	4/01/98	Trevor Kidd, Car.	Car. 4 at NJ 0	111.	3/26/11	Ryan Miller, Buf.	NJ 0 at Buf. 2
52.	3/12/98	Martin Brodeur	NJ 2 at Car. 0	132.	3/20/09	Martin Brodeur	NJ 3 at Atl. 0	52.	10/28/98	Fiset, Legace, LA	LA 4 at NJ 0	112.	10/08/11	Ilya Bryzgalov, Phi.	Phi. 3 at NJ 0
53.	3/18/98	Martin Brodeur	Ana. 0 at NJ 3	133.	10/17/09	Martin Brodeur	NJ 4 at Pit. 0	53.	12/26/98	Dominik Hasek, Buf.	Buf. 2 at NJ 0	113.	2/27/12	Henrik Lundqvist, NYR	NJ 0 at NYR 2
54.	3/26/98	Martin Brodeur	NJ 2 at Col. 0	134.	12/07/09	Martin Brodeur	Pit. 0 at NJ 2	54.	1/02/99	Damian Rhodes, Ott.	NJ 0 at Ott. 6	114.	3/04/12	Anders Nilsson, NYI	NJ 0 at NYI 1
55.	3/28/98	Martin Brodeur	NJ 3 at Phx. 0	135.	12/21/09	Martin Brodeur	Dal. 0 at NJ 4	55.	3/02/00	Patrick Roy, Col.	NJ 0 at Col. 5	115.	3/13/12	Ilya Bryzgalov, Phi.	NJ 0 at Phi. 3
56.	11/11/98	Martin Brodeur	Mtl. 0 at NJ 3	136.	12/30/09	Martin Brodeur	NJ 1 at NYR 0 (SO)	56.	3/21/00	Arturs Irbe, Car.	Car. 5 at NJ 0	116.	3/15/12	J.S. Giguere, Col.	Col. 0 at NJ 1 (SO)
57.	12/01/98	Martin Brodeur	NJ 4 at Wsh. 0	137.	1/05/10	Martin Brodeur	NJ 3 at Atl. 0	57.	4/06/00	Dominik Hasek, Buf.	Buf. 5 at NJ 0	117.	4/04/13	Tuukka Rask, Bos.	NJ 0 at Bos. 1
58.	1/28/99	Martin Brodeur	NJ 2 at Bos. 0	138.	1/12/10	Martin Brodeur	NJ 4 at Car. 0	58.	11/11/00	Dominik Hasek, Buf.	Buf. 4 at NJ 0	118.	4/12/13	Craig Anderson, Ott.	Ott. 2 at NJ 0
59.	2/04/99	Chris Terreri	NJ 2 at StL. 0	139.	1/20/10	Martin Brodeur	NJ 3 at Mtl. 0	59.	12/01/00	John Vanbiesbrouck, NYI	NYI 0 at NJ 0 (OT)	119.	4/15/13	James Reimer, Tor.	NJ 0 at Tor. 2
60.	4/08/99	Martin Brodeur	Wsh. 0 at NJ 1	140.	4/03/10	Martin Brodeur	NJ 3 at Atl. 0	60.	2/22/01	Dominik Hasek, Buf.	Buf. 1 at NJ 0	120.	4/27/13	Henrik Lundqvist, NYR	NJ 0 at NYR 4
61.	10/09/99	Martin Brodeur	TB 0 at NJ 1	141.	4/06/10	Martin Brodeur	NJ 1 at Buf. 0 (OT)								
62.	12/09/99	Martin Brodeur	NJ 4 at Chi. 0	142.	10/13/10	Martin Brodeur	NJ 3 at Mtl. 0								
63.	1/21/00	Martin Brodeur	NYI 0 at NJ 4	143.	10/21/10	Martin Brodeur	Wsh. 0 at NJ 5								
64.	2/27/00	Martin Brodeur	Mtl. 0 at NJ 3	144.	11/22/10	Johan Hedberg	Phx. 0 at NJ 3								
65.	3/10/00	Martin Brodeur	NJ 9 at Atl. 0	145.	12/15/10	Martin Brodeur	Pit. 0 at NJ 2								
66.	3/31/00	Martin Brodeur	Atl. 0 at NJ 6	146.	1/20/11	Martin Brodeur	NYR 0 at NJ 1								
67.	10/28/00	Martin Brodeur	NJ 9 at Pit. 0	147.	2/18/11	Johan Hedberg	NJ 1 at Dal. 0								
68.	12/01/00	Martin Brodeur	NYI 0 at NJ 0 (OT)	148.	2/22/11	Johan Hedberg	NJ 3 at CBJ 0								
69.	12/11/00	Martin Brodeur	Atl. 0 at NJ 4	149.	3/20/11	Martin Brodeur	NJ 0 at Pit. 1 (SO)								
70.	12/22/00	Martin Brodeur	NJ 2 at Fla. 0	150.	3/25/11	Martin Brodeur	NJ 3 at LA 0								
71.	2/06/01	Martin Brodeur	NJ 4 at Mtl. 0	151.	10/25/11	Johan Hedberg	NJ 1 at NYI 0								
72.	2/19/01	Martin Brodeur	NJ 2 at Tor. 0	152.	11/25/11	Johan Hedberg	NJ 1 at NYR 0								
73.	3/04/01	Martin Brodeur	TB 0 at NJ 6	153.	2/07/12	Martin Brodeur	NJ 5 at Wsh. 0								
74.	3/21/01	Martin Brodeur	NYR 0 at NJ 4	154.	3/0										

SEASON**STREAKS****LONGEST UNBEATEN**

13 - Accomplished four times,
most recently 10/28-11/6/03
(10-0-3)

At Home

15 - (9-0-6) 1/8-3/15/97
12 - (10-0-2) 10/9-12/3/99
11 - (11-0-0) 2/9-3/20/09

On Road

10 - (10-0-0) 2/27-4/7/01
9 - (9-0-0) 10/8-11/12/09
8 - Accomplished four times,
most recently (5-0-3)
10/8-11/26/03

LONGEST WINNING

13 - 2/26-3/23/01
11 - 3/28-4/18/06
9 - 11/17-12/7/07, 1/3-21/06

At Home

11 - 2/9-3/20/09
8 - 1/3-2/7/06, 1/3-2/4/03,
10/9-11/7/87

On Road

10 - 2/27-4/7/01
9 - 10/8-11/12/09
7 - 1/11-2/21/12
1/13-2/6/09

LONGEST WINLESS

18 - (0-14-4) 10/20-11/26/82
11 - (0-7-4) 12/27/90-1/22/91
(franchise record)

27 - (0-21-6) 2/12-4/4/76

At Home

9 - (0-9-0) 12/22/85-2/6/86
7 - (0-5-2) 10/8-11/10/10
(franchise record)

(0-5-2) 10/26-11/29/82
14 - (0-12-2) 2/4-3/31/79
(0-10-4) 2/12-3/30/76

On Road

14 - (0-13-1) 12/26/82-3/5/83
12 - (0-9-3) 11/16-12/31/95
(franchise record)

(0-12-0) 10/19-12/1/83
(0-10-2) 10/20-11/26/82
32 - (0-22-10) 11/12/77-3/15/78

LONGEST LOSING

10 - 10/14-11/4/83
8 - Accomplished four times,
most recently 12/19/85-
1/6/86

(franchise record)

14 - 12/30/75-1/29/76

At Home

9 - 12/22/85-2/6/86
6 - Accomplished five times,
most recently 3/13-4/1/84

On Road

12 - 10/19-12/1/83
11 - 11/15/10-1/8/11
10 - 1/23-3/5/83

LONGEST SHUTOUT STREAK

212:13 - 3/30-4/8/97

190:15 - 4/4-9/95

151:29 - 4/2-8/10

At Home

184:47 - 1/5-21/06

153:16 - 12/2-12/03

148:22 - 3/7-12/94

On Road

189:42 - 3/22-4/8/97

166:22 - 10/24-11/12/03

155:11 - 3/28-4/8/10

MOST CONSECUTIVE GAMES WITHOUT BEING SHUTOUT

110 - 1/5/99-2/29/00
106 - 2/25/87-10/15/88
91 - 1/13/89-2/9/90

LONGEST SCORELESS STREAK

178:12 - 3/22-30/11
159:18 - 12/21-27/08
154:06 - 1/24-2/1/06
(franchise record)

185:44 - 11/27-12/4/74

170:45 - 12/21/08-1/2/09

150:25 - 3/8-17/83

139:18 - 1/9-17/04

109:03 - 3/22-4/5/11

192:54 - 1/24-2/4/06

141:20 - 1/27-2/6/10

(franchise record)

230:29 - 10/23-11/2/75

209:03 - 3/22-4/5/11

192:54 - 1/24-2/4/06

141:20 - 1/27-2/6/10

(franchise record)

230:29 - 10/23-11/2/75

209:03 - 3/22-4/5/11

192:54 - 1/24-2/4/06

141:20 - 1/27-2/6/10

(franchise record)

230:29 - 10/23-11/2/75

209:03 - 3/22-4/5/11

192:54 - 1/24-2/4/06

141:20 - 1/27-2/6/10

(franchise record)

230:29 - 10/23-11/2/75

209:03 - 3/22-4/5/11

192:54 - 1/24-2/4/06

141:20 - 1/27-2/6/10

(franchise record)

230:29 - 10/23-11/2/75

209:03 - 3/22-4/5/11

192:54 - 1/24-2/4/06

141:20 - 1/27-2/6/10

(franchise record)

230:29 - 10/23-11/2/75

209:03 - 3/22-4/5/11

192:54 - 1/24-2/4/06

141:20 - 1/27-2/6/10

(franchise record)

230:29 - 10/23-11/2/75

209:03 - 3/22-4/5/11

192:54 - 1/24-2/4/06

141:20 - 1/27-2/6/10

(franchise record)

230:29 - 10/23-11/2/75

209:03 - 3/22-4/5/11

192:54 - 1/24-2/4/06

141:20 - 1/27-2/6/10

(franchise record)

230:29 - 10/23-11/2/75

209:03 - 3/22-4/5/11

192:54 - 1/24-2/4/06

141:20 - 1/27-2/6/10

(franchise record)

230:29 - 10/23-11/2/75

209:03 - 3/22-4/5/11

192:54 - 1/24-2/4/06

141:20 - 1/27-2/6/10

(franchise record)

230:29 - 10/23-11/2/75

209:03 - 3/22-4/5/11

192:54 - 1/24-2/4/06

141:20 - 1/27-2/6/10

(franchise record)

230:29 - 10/23-11/2/75

209:03 - 3/22-4/5/11

192:54 - 1/24-2/4/06

141:20 - 1/27-2/6/10

(franchise record)

230:29 - 10/23-11/2/75

209:03 - 3/22-4/5/11

192:54 - 1/24-2/4/06

141:20 - 1/27-2/6/10

(franchise record)

230:29 - 10/23-11/2/75

209:03 - 3/22-4/5/11

192:54 - 1/24-2/4/06

141:20 - 1/27-2/6/10

(franchise record)

230:29 - 10/23-11/2/75

209:03 - 3/22-4/5/11

192:54 - 1/24-2/4/06

141:20 - 1/27-2/6/10

(franchise record)

230:29 - 10/23-11/2/75

209:03 - 3/22-4/5/11

192:54 - 1/24-2/4/06

141:20 - 1/27-2/6/10

(franchise record)

230:29 - 10/23-11/2/75

209:03 - 3/22-4/5/11

192:54 - 1/24-2/4/06

141:20 - 1/27-2/6/10

(franchise record)

230:29 - 10/23-11/2/75

209:03 - 3/22-4/5/11

192:54 - 1/24-2/4/06

141:20 - 1/27-2/6/10

(franchise record)

230:29 - 10/23-11/2/75

209:03 - 3/22-4/5/11

192:54 - 1/24-2/4/06

141:20 - 1/27-2/6/10

(franchise record)

230:29 - 10/23-11/2/75

209:03 - 3/22-4/5/11

192:54 - 1/24-2/4/06

141:20 - 1/27-2/6/10

(franchise record)

230:29 - 10/23-11/2/75

209:03 - 3/22-4/5/11

192:54 - 1/24-2/4/06

141:20 - 1/27-2/6/10

(franchise record)

230:29 - 10/23-11/2/75

209:03 - 3/22-4/5/11

192:54 - 1/24-2/4/06

141:20 - 1/27-2/6/10

(franchise record)

230:29 - 10/23-11/2/75

209:03 - 3/22-4/5/11

192:54 - 1/24-2/4/06

141:20 - 1/27-2/6/10

(franchise record)

230:29 - 10/23-11/2/75

209:03 - 3/22-4/5/11

192:54 - 1/24-2/4/06

141:20 - 1/27-2/6/10

(franchise record)

230:29 - 10/23-11/2/75

209:03 - 3/22-4/5/11

192:54 - 1/24-2/4/06

141:20 - 1/27-2/6/10

(franchise record)

230:29 - 10/23-11/2/75

209:03 - 3/22-4/5/11

192:54 - 1/24-2/4/06

141:20 - 1/27-2/6/10

(franchise record)

230:29 - 10/23-11/2/75

209:03 - 3/22-4/5/11

192:54 - 1/24-2/4/06

141:20 - 1/27-2/6/10

(franchise record)

230:29 - 10/23-11/2/75

209:03 - 3/22-4/5/11

192:54 - 1/24-2/4/06

141:20 - 1/27-2/6/10

(franchise record)

230:29 - 10/23-11/2/75

209:03 - 3/22-4/5/11

192:54 - 1/24-2/4/06

141:20 - 1/27-2/6/10

(franchise record)

230:29 - 10/23-11/2/75

209:03 - 3/22-4/5/11

192:54 - 1/24-2/4/06

141:20 - 1/27-2/6/10

(franchise record)

230:29 - 10/23-11/2/75

209:03 - 3/22-4/5/11

192:54 - 1/24-2/4/06

141:20 - 1/27-2/6/10

(franchise record)

230:29 - 10/23-11/2/75

209:03 - 3/22-4/5/11

192:54 - 1/24-2/4/06

141:20 - 1/27-2/6/10

(franchise record)

230:29 - 10/23-11/2/75

209:03 - 3/22-4/5/11

192:54 - 1/24-2/4/06

141:20 - 1/27-2/6/10

(franchise record)

230:29 - 10/23-11/2/75

209:03 - 3/22-4/5/11

FEWEST PIM OPPONENT

551 - 2012-13
787 - 2010-11
830 - 1994-95
865 - 2011-12

At Home

304 - 2012-13
347 - 1994-95
383 - 2010-11
448 - 2011-12

On Road

247 - 2012-13
404 - 2010-11
417 - 2011-12

SHOTS**MOST SHOTS**

2774 - 1992-93
2717 - 1999-00
2696 - 2008-09

At Home

1410 - 1992-93
1365 - 1999-00
1351 - 1993-94

On Road

1374 - 2008-09
1364 - 1992-93
1352 - 1999-00

FEWEST SHOTS

1362 - 2012-13
1443 - 1994-95
2055 - 1982-83
2111 - 1983-84

At Home

685 - 2012-13
741 - 1994-95
1071 - 1982-83
1131 - 2001-02

On Road

677 - 2012-13
702 - 1994-95
977 - 1983-84
984 - 1982-83

FEWEST SHOTS OPPONENT

1110 - 2012-13
1217 - 1994-95
1900 - 2001-02
1933 - 2002-03

At Home

548 - 2012-13
624 - 1994-95
892 - 2001-02
902 - 2002-03

On Road

562 - 2012-13
593 - 1994-95
1001 - 1997-98
1008 - 2001-02

MOST SHOTS OPPONENT

2688 - 1986-87
2564 - 1982-83
2559 - 1983-84
(franchise record)
2832 - 1975-76

At Home

1310 - 1982-83
1244 - 1986-87
1233 - 1992-93
(franchise record)
1320 - 1975-76

On Road

1444 - 1986-87
1378 - 1983-84
1321 - 1985-86
(franchise record)
1512 - 1975-76

GAME**GOALS****MOST GOALS SCORED**

9 - Accomplished seven times, most recently
10/28/00 in 9-0 win @ Pit.
(franchise record)

9 - Accomplished nine times, most recently
10/28/00 in 9-0 win @ Pit.

At Home

9 - Accomplished five times, most recently 3/23/93
in 9-3 win vs. TB
(franchise record)

9 - Accomplished seven times, most recently
3/23/93 in 9-3 win vs. TB

On Road

9 - 10/28/00 in 9-0 win @ Pit.
3/10/00 in 9-0 win @ Atl.
8 - Accomplished ten times, most recently 11/25/05
in 8-2 win @ TB

MOST GOALS OPPONENT

13 - 11/19/83 in 13-4 loss @ Edm.
11 - 10/25/84 in 11-2 loss vs. NYR
10 - 12/4/85 in 10-7 loss @ Tor.
12/17/82 in 10-4 loss @ Edm.

At Home

11 - 10/25/84 in 11-2 loss vs. NYR
9 - 1/18/85 in 9-6 loss vs. NYR
3/17/83 in 9-5 loss vs. NYI

On Road

13 - 11/19/83 in 13-4 loss @ Edm.
10 - 12/4/85 in 10-7 loss @ Tor.
12/17/82 in 10-4 loss @ Edm.

MOST GOALS BOTH TEAMS

17 - 12/4/85 in 10-7 loss @ Tor.
11/19/83 in 13-4 loss @ Edm.
16 - 1/15/82 in 8-8 OT tie vs. Buf.
4/6/86 in 9-7 win vs. NYI

At Home

16 - 1/15/92 in 8-8 OT tie vs. Buf.
4/6/86 in 9-7 win vs. NYI
15 - 1/18/85 in 9-6 loss vs. NYR

On Road

17 - 12/4/85 in 10-7 loss @ Tor.
11/19/83 in 13-4 loss @ Edm.
15 - Accomplished four times, most recently 1/6/90
in 9-6 loss @ Wsh.

GREATEST MARGIN OF VICTORY

9 - 10/28/00 in 9-0 win @ Pit.
3/10/00 in 9-0 win @ Atl.
10/26/91 in 9-0 win vs. SJ

At Home

9 - 10/26/91 in 9-0 win vs. SJ
7 - 10/30/97 in 8-1 win vs. Van.
2/13/89 in 8-1 win vs. Tor.

On Road

9 - 10/28/00 in 9-0 win @ Pit.
3/10/00 in 9-0 win @ Atl.
7 - 10/23/90 in 8-1 win @ NYI

GREATEST MARGIN OF DEFEAT

9 - 3/31/86 in 9-0 loss @ NYR
10/25/84 in 11-2 loss vs. NYR
11/19/83 in 13-4 loss @ Edm.
(franchise record)

11 - 4/1/82 in 11-0 loss @ Cgy.

At Home

9 - 10/25/84 in 11-2 loss vs. NYR
7 - 1/25/92 in 7-0 loss vs. Det.
2/22/87 in 7-0 loss vs. NYI
3/14/83 in 7-0 loss vs. Cgy.

On Road

9 - 3/31/86 in 9-0 loss @ NYR
11/19/83 in 13-4 loss @ Edm.
7 - Accomplished seven times, most recently
10/21/06 in 8-1 loss @ Ott.

(franchise record)

11 - 4/1/82 in 11-0 loss @ Cgy.

MOST CONSECUTIVE GOALS

9 - 10/28/00 in 9-0 win @ Pit.
3/10/00 in 9-0 win @ Atl.
10/26/91 in 9-0 win vs. SJ

At Home

9 - 10/26/91 in 9-0 win vs. SJ
7 - 10/30/97 in 8-1 win vs. Van.
10/12/84 in 7-2 win vs. NYI

On Road

9 - 10/28/00 in 9-0 win @ Pit.
3/10/00 in 9-0 win @ Atl.
7 - 3/9/85 in 8-5 win @ Det.

MOST CONSECUTIVE GOALS OPPONENT

9 - 3/31/86 in 9-0 loss @ NYR
10/25/84 in 11-2 loss vs. NYR
8 - 11/23/87 in 9-2 loss @ Cgy.
11/9/86 in 8-1 loss @ Wpg.
11/21/84 in 8-1 loss @ LA
(franchise record)

11 - 4/1/82 in 11-0 loss @ Cgy.

At Home

9 - 10/25/84 in 11-2 loss vs. NYR
7 - Accomplished five times, most recently 1/25/92
in 7-0 loss vs. Det.

(franchise record)

9 - 10/25/84 in 11-2 loss vs. NYR

On Road

11/1/81 in 9-0 loss to Mtl. @ Col.
9 - 3/31/86 in 9-0 loss @ NYR
8 - 11/23/87 in 9-2 loss @ Cgy.
11/9/86 in 8-1 loss @ Wpg.
11/21/84 in 8-1 loss @ LA
(franchise record)

11 - 4/1/82 in 11-0 loss @ Cgy.

POWER PLAY**MOST POWER PLAY GOALS**

5 - 1/22/08 in 7-3 win @ Phi.
1/4/96 in 7-2 win vs. Dal.
10/29/86 in 8-6 win @ Pit.
(franchise record)

6 - 2/19/80 in 8-6 win vs. Phi. @ Col.

At Home

5 - 1/14/96 in 7-2 win vs. Dal.
4 - Accomplished four times, most recently 2/13/89
in 8-1 win vs. Tor.

(franchise record)

6 - 2/19/80 in 8-6 win vs. Phi. @ Col.

On Road

5 - 1/22/08 in 7-3 win @ Phi.
10/29/86 in 8-6 win @ Pit.
4 - Accomplished four times, most recently 3/26/04
in 5-0 win @ Atl.

MOST POWER PLAY CHANCES

12 - 2/24/88 in 3-1 loss vs. Wpg. (1-12)
11 - 12/20/05 in 3-1 win @ NYR (0-11)
3/26/04 in 5-0 win @ Atl. (4-11)
11/8/87 in 3-3 OT tie @ Phi. (1-11)

At Home

12 - 2/24/88 in 3-1 loss vs. Wpg. (1-12)
10 - Accomplished seven times, most recently 2/9/13
in 3-1 win vs. Pit. (2-10)

On Road

11 - 12/20/05 in 3-1 win @ NYR
3/26/04 in 5-0 win @ Atl. (4-11)
11/8/87 in 3-3 OT tie @ Phi. (1-11)

MOST POWER PLAY GOALS OPPONENT

5 - 11/14/87 in 6-4 loss vs. Det.
10/29/86 in 8-6 win @ Pit.
12/14/85 in 9-3 loss @ Que.

At Home

5 - 11/14/87 in 6-4 loss vs. Det.
4 - Accomplished eight times, most recently
10/11/01 in 6-4 loss vs. NYI

On Road

5 - 10/29/86 in 8-6 win @ Pit.
12/14/85 in 9-3 loss @ Que.
4 - Accomplished nine times, most recently
11/26/93 in 6-6 OT tie @ STL.

MOST SHORTHANDED SITUATIONS

13 - 1/21/86 in 5-3 loss @ Van. (2-13)
12 - 3/1/89 in 4-1 loss @ Pit. (2-12)
11 - Accomplished four times, most recently 10/5/05
in 5-1 win vs. Pit. (1-11)

At Home

11 - 10/5/05 in 5-1 win vs. Pit. (1-11)
10 - Accomplished five times, most recently 1/15/94
in 5-3 loss vs. LA

On Road

13 - 1/21/86 in 5-3 loss @ Van. (2-13)
12 - 3/1/89 in 4-1 loss @ Pit. (2-12)
11 - 10/10/88 in 5-0 win @ NYR (0-11)
10/21/87 in 5-4 win @ Pit. (2-11)
10/29/86 in 8-6 win @ Pit. (5-11)

ASSISTS**MOST ASSISTS**

17 - 10/26/91 in 9-0 win vs. SJ
16 - Accomplished four times, most recently
10/28/01 in 9-0 win @ Pit.

At Home

17 - 10/26/91 in 9-0 win vs. SJ
16 - 3/10/90 in 9-3 win vs. Que.
4/6/86 in 9-7 win vs. NYI

On Road

16 - 10/28/00 in 9-0 win @ Pit.
3/9/85 in 8-5 win @ Det.
15 - 3/24/00 in 8-2 win @ NYI

MOST ASSISTS OPPONENT

21 - 11/19/83 in 13-4 loss @ Edm.
20 - 10/25/84 in 11-2 loss vs. NYR
17 - 12/14/85 in 9-3 loss @ Que.
1/18/85 in 9-6 loss vs. NYR

At Home

20 - 10/25/84 in 11-2 loss vs. NYR
17 - 1/18/85 in 9-6 loss vs. NYR
15 - 2/22/84 in 8-5 loss vs. Wpg.
3/17/83 in 9-5 loss vs. NYI

On Road

21 - 11/19/83 in 13-4 loss @ Edm.
17 - 12/14/85 in 9-3 loss @ Que.
16 - Accomplished seven times, most recently
10/21/06 in 8-1 loss @ Ott.

MOST ASSISTS BOTH TEAMS

29 - 1/15/92 in 8-8 OT tie vs. Buf. (NJ 15, Buf. 14)
4/6/86 in 9-7 win vs. NYI (NJ 16, NYI 13)
28 - 1/18/85 in 9-6 loss vs. NYR (NYR 17, NJ 11)

At Home

29 - 1/15/92 in 8-8 OT tie vs. Buf. (NJ 15, Buf. 14)
4/6/86 in 9-7 win vs. NYI (NJ 16, NYI 13)
28 - 1/18/85 in 9-6 loss vs. NYR (NYR 17, NJ 11)

On Road

27 - Accomplished four times, most recently
11/25/87 in 8-7 OT win @ Edm. (Edm. 16,
NJ 11)

POINTS**MOST POINTS**

26 - 10/26/91 in 9-0 win vs. SJ
25 - 10/28/00 in 9-0 win @ Pit.
3/10/90 in 9-3 win vs. Que.
4/6/86 in 9-7 win vs. NYI

At Home

26 - 10/26/91 in 9-0 win vs. SJ
25 - 3/10/90 in 9-3 win vs. Que.
4/6/86 in 9-7 win vs. NYI

On Road

25 - 10/28/00 in 9-0 win @ Pit.
24 - 3/9/85 in 8-5 win @ Det.
23 - 3/24/00 in 8-2 win @ Atl.

MOST POINTS OPPONENT

34 - 11/19/83 in 13-4 loss @ Edm.
31 - 10/25/84 in 11-2 loss vs. NYR
26 - 12/14/85 in 9-3 loss @ Que.
1/18/85 in 9-6 loss vs. NYR
12/17/82 in 10-4 loss @ Edm

At Home

31 - 10/25/84 in 11-2 loss vs. NYR
26 - 1/18/85 in 9-6 loss vs. NYR
24 - 3/17/83 in 9-5 loss vs. NYI

On Road

34 - 11/19/83 in 13-4 loss @ Edm.
26 - 12/14/85 in 9-3 loss @ Que.
12/17/82 in 10-4 loss @ Edm.

MOST POINTS BOTH TEAMS

45 - 1/15/92 in 8-8 OT tie vs. Buf. (NJ 8-15-23, Buf.
8-14-22)
4/6/86 in 9-7 win vs. NYI (NJ 9-16-25, NYI
7-13-20)

44 - 11/19/83 in 13-4 loss @ Edm. (Edm. 13-21-34,
NJ 4-6-10)

At Home

45 - 1/15/92 in 8-8 OT tie vs. Buf. (NJ 8-15-23, Buf.
8-14-22)
4/6/86 in 9-7 win vs. NYI (NJ 9-16-25, NYI
7-13-20)

On Road

43 - 1/18/85 in 9-6 loss vs. NYR (NYR 9-17-26, NJ
6-11-17)

On Road

44 - 11/19/83 in 13-4 loss @ Edm. (Edm. 13-21-34,
NJ 4-6-10)

42 - Accomplished four times, most recently
11/25/87 in 8-7 OT win @ Edm. (NJ 8-14-22,
Edm. 7-13-20)

PENALTY MINUTES**MOST PENALTY MINUTES**

103 - 4/1/89 in 6-4 loss @ Wsh.
 99 - 10/30/96 in 6-1 loss vs. NYR
 97 - 1/22/88 in 7-3 loss @ Buf.
 (franchise record)
 122 - 1/3/81 in 4-1 win vs. Bos. @ Col.

At Home

99 - 10/30/96 in 6-1 loss vs. NYR
 84 - 1/22/93 in 6-2 win vs. Mtl.
 81 - 1/14/91 in 6-1 loss vs. LA
 (franchise record)
 122 - 1/3/81 in 4-1 win vs. Bos. @ Col.

On Road

103 - 4/1/89 in 6-4 loss @ Wsh.
 97 - 1/22/88 in 7-3 loss @ Buf.
 92 - 10/23/89 in 5-4 win @ Tor.

MOST PENALTY MINUTES OPPONENT

103 - 10/8/93 in 6-3 win @ Wsh.
 93 - 1/10/88 in 7-5 win @ Phi.
 85 - 1/24/98 in 3-3 OT tie @ NYR
 10/15/88 in 8-5 loss @ Wsh.
 (franchise record)
 155 - 1/3/81 in 4-1 win vs. Bos. @ Col.

At Home

81 - 1/24/87 in 4-3 win vs. Phi.
 80 - 1/22/93 in 6-2 win vs. Mtl.
 78 - 1/17/88 in 5-3 loss vs. Cgy.
 (franchise record)
 155 - 1/3/81 in 4-1 win vs. Bos. @ Col.

On Road

103 - 10/8/93 in 6-3 win @ Wsh.
 93 - 1/10/88 in 7-5 win @ Phi.
 85 - 1/24/98 in 3-3 OT tie @ NYR
 10/15/88 in 8-5 loss @ Wsh.
 (franchise record)
 113 - 12/6/80 in 8-6 loss @ Wsh.

MOST PENALTY MINUTES BOTH TEAMS

192 - 10/8/93 in 6-3 win @ Wsh. (Wsh. 103, NJ 89)
 177 - 4/1/89 in 6-4 loss @ Wsh. (NJ 103, Wsh. 74)
 169 - 10/15/88 in 8-5 loss @ Wsh. (Wsh. 85, NJ 84)
 (franchise record)
 277 - 1/3/81 in 4-1 win vs. Bos. @ Col. (Bos. 155, Col. 122)

At Home

164 - 1/22/93 in 6-2 win vs. Mtl. (NJ 84, Mtl. 80)
 156 - 10/30/96 in 6-1 loss vs. NYR (NJ 99, NYR 57)
 145 - 1/24/87 in 4-3 win vs. Phi. (Phi. 81, NJ 64)
 (franchise record)
 277 - 1/3/81 in 4-1 win vs. Bos. @ Col. (Bos. 155, Col. 122)

On Road

192 - 10/8/93 in 6-3 win @ Wsh. (Wsh. 103, NJ 89)
 177 - 4/1/89 in 6-4 loss @ Wsh. (NJ 103, Wsh. 74)
 169 - 10/15/88 in 8-5 loss @ Wsh. (Wsh. 85, NJ 84)
 (franchise record)
 208 - 12/6/80 in 8-6 loss @ Wsh. (Wsh. 113, Col. 95)

SHOTS**MOST SHOTS**

57 - 4/12/99 in 4-2 loss vs. NYI
 54 - 10/30/96 in 6-1 loss vs. NYR
 1/27/96 in 4-4 OT tie @ Buf.
 12/29/90 in 4-4 OT tie vs. Buf.

At Home

57 - 4/12/99 in 4-2 loss vs. NYI
 54 - 10/30/96 in 6-1 loss vs. NYR
 12/29/90 in 4-4 OT tie vs. Buf.

On Road

54 - 1/27/96 in 4-4 OT tie @ Hfd.
 52 - 3/3/09 in 3-2 OT loss @ Tor.
 11/3/93 in 3-2 loss @ LA
 10/23/90 in 8-1 win @ NYI

MOST SHOTS OPPONENT

57 - 3/10/84 in 6-5 OT loss @ STL.
 51 - 1/12/10 in 1-0 SO win @ NYR
 50 - 11/23/86 in 5-3 loss @ Chi.
 (franchise record)
 59 - 3/30/75 in 8-2 loss @ NYR

At Home

48 - 3/28/09 in 2-1 loss vs. Car.
 10/29/08 in 6-5 SO loss vs. Tor.
 2/24/90 in 2-2 win vs. Chi.
 (franchise record)
 53 - 10/24/81 in 3-1 loss vs. Edm. @ Col.

On Road

57 - 3/10/84 in 6-5 OT loss @ STL.
 51 - 1/12/10 in 1-0 SO win @ NYR
 50 - 11/23/86 in 5-3 loss @ Chi.
 (franchise record)
 59 - 3/30/75 in 8-2 loss @ NYR

MOST SHOTS BOTH TEAMS

96 - 1/12/10 in 1-0 SO win @ NYR (NYR 51, NJ 45)
 92 - 1/22/86 in 6-6 OT tie @ Cgy. (NJ 46, Cgy. 46)
 86 - 11/23/86 in 5-3 loss @ Chi. (Chi. 50, NJ 36)

At Home

84 - 3/6/84 in 6-5 win vs. Pit. (Pit. 45, NJ 39)
 83 - 2/18/87 in 6-3 loss vs. Hfd. (Hfd. 42, NJ 41)
 82 - 1/15/92 in 8-8 OT tie vs. Buf. (NJ 46, Buf. 36)

On Road

96 - 1/12/10 in 1-0 SO win @ NYR (NYR 51, NJ 45)
 92 - 1/22/86 in 6-6 OT tie @ Cgy. (NJ 46, Cgy. 46)
 86 - 11/23/86 in 5-3 loss @ Chi. (Chi. 50, NJ 36)

FEWEST SHOTS

11 - 10/27/01 in 3-1 win vs. Buf.
 12 - 10/22/82 in 3-1 loss @ Wpg.
 13 - Accomplished five times, most recently 2/27/12
 in 2-0 loss @ NYR

(franchise record)

8 - 3/21/76 in 3-1 loss @ Buf.

At Home

11 - 10/27/01 in 3-1 win vs. Buf.
 13 - 1/24/08 in 4-3 loss vs. Mtl.
 1/5/98 in 4-3 OT loss vs. Dal.
 10/12/82 in 2-2 tie vs. Bos.

On Road

12 - 10/22/82 in 3-1 loss @ Wpg.
 13 - 2/27/12 in 2-0 loss @ NYR
 10/22/83 in 8-3 loss @ LA
 (franchise record)

8 - 3/21/76 in 3-1 loss @ Buf.

FEWEST SHOTS OPPONENT

8 - 12/18/96 in 2-1 win @ Van.
 9 - 12/4/03 in 3-0 win vs. Wsh.
 11 - Accomplished four times, most recently 4/12/13
 in 2-0 loss vs. Ott.

At Home

9 - 12/4/03 in 3-0 win vs. Wsh.
 11 - Accomplished four times, most recently 4/12/13
 in 2-0 loss vs. Ott.

On Road

8 - 12/18/96 in 2-1 win @ Van.
 13 - Accomplished four times, most recently 4/15/13
 in 2-0 loss @ Tor.

FEWEST SHOTS BOTH TEAMS

28 - 2/27/12 in 2-0 loss @ NYR (NYR 15, NJ 13)
 32 - 10/27/01 in 3-1 win vs. Buf. (Buf. 21, NJ 11)
 34 - 2/5/02 in 1-0 loss vs. Mtl. (NJ 19, Mtl. 15)
 3/21/01 in 4-0 win vs. NYR (NJ 23, NYR 11)
 1/3/97 in 1-0 win @ Ott. (Ott. 19, NJ 15)

At Home

32 - 10/27/01 in 3-1 win vs. Buf. (Buf. 21, NJ 11)
 34 - 2/5/02 in 1-0 loss vs. Mtl. (NJ 19, Mtl. 15)
 3/21/01 in 4-0 win vs. NYR (NJ 23, NYR 11)

On Road

28 - 2/27/12 in 2-0 loss @ NYR (NYR 15, NJ 13)
 34 - 1/3/97 in 1-0 win @ Ott. (Ott. 19, NJ 15)
 36 - 11/12/11 in 3-2 SO win @ Wsh. (NJ 19, Wsh. 17)
 3/25/04 in 2-1 loss @ TB (NJ 19, TB 17)
 12/19/91 in 4-1 win @ Hfd. (Hfd. 19, NJ 17)

PERIOD**GOALS****MOST GOALS SCORED**

6 - Accomplished five times, most recently
 4/6/96 in 2nd per. of 6-3 win @ Hfd.
 (franchise record)
 6 - Accomplished six times, most recently
 4/6/96 in 2nd per. of 6-3 win @ Hfd.

At Home

6 - 3/7/93 in 3rd per. of 7-3 win vs. Phi.
 3/10/90 in 2nd per. of 9-3 win vs. Que.
 5 - Accomplished 14 times, most recently 1/9/11 in
 3rd per. of 6-3 win vs. TB

(franchise record)

6 - 3/7/93 in 3rd per. of 7-3 win vs. Phi.
 3/10/90 in 2nd per. of 9-3 win vs. Que.
 2/12/82 in 3rd per. of 9-2 win vs. Que. @ Col.

On Road

6 - 4/6/96 in 2nd per. of 6-3 win @ Hfd.
 10/23/90 in 2nd per. of 8-1 win @ NYI
 1/7/84 in 3rd per. of 7-4 win @ Pit.

MOST GOALS OPPONENT

6 - 12/9/89 in 1st per. of 7-3 loss @ Hfd.
 11/23/87 in 2nd per. of 9-2 loss @ Cgy.
 5 - Accomplished 25 times, most recently 3/22/08
 in 3rd per. of 7-1 loss @ Pit.

(franchise record)

7 - 2/18/78 in 3rd per. of 9-4 loss @ Mtl.

At Home

5 - Accomplished seven times, most recently
 10/12/06 in 2nd per. of 7-6 SO win vs. Tor.
 (franchise record)
 5 - Accomplished 12 times, most recently 10/12/06
 in 2nd per. of 7-6 SO win vs. Tor.

On Road

6 - 12/9/89 in 1st per. of 7-3 loss @ Hfd.
 11/23/87 in 2nd per. of 9-2 loss @ Cgy.
 5 - Accomplished 18 times, most recently 3/22/08
 in 3rd per. of 7-1 loss @ Pit.

(franchise record)

7 - 2/18/78 in 3rd per. of 9-4 loss @ Mtl.

MOST GOALS BOTH TEAMS

8 - Accomplished six times, most recently 4/6/96 in
 2nd per. of 6-3 win @ Hfd. (NJ 6, Hfd. 2)
 (franchise record)
 9 - 11/28/76 in 2nd per. of 6-6 tie vs. LA @ Col.
 (LA 5, Col. 4)

At Home

8 - 3/7/93 in 3rd per. of 7-3 win vs. Phi. (NJ 6, Phi. 2)
 7 - Accomplished 13 times, most recently 10/12/06
 in 2nd per. of 7-6 SO win vs. Tor. (Tor. 5, NJ 2)

(franchise record)

9 - 11/28/76 in 2nd per. of 6-6 tie vs. LA @ Col.
 (LA 5, Col. 4)

On Road

8 - Accomplished five times, most recently 4/6/96
 in 2nd per. of 6-3 win @ Hfd. (NJ 6, Hfd. 2)
 (franchise record)
 8 - Accomplished nine times, most recently 4/6/96
 in 2nd per. of 6-3 win @ Hfd. (NJ 6, Hfd. 2)

FASTEST GOALS**FASTEST GOAL START OF GAME**

0:08 - Alexander Semak, 3/9/93, in 7-2 loss @ Van.
 Kirk Muller, 12/13/88, in 4-3 win vs. STL.
 0:09 - Greg Adams, 12/21/85, in 7-6 loss @ Hfd.
 (franchise record)
 0:08 - Alexander Semak, 3/9/93, in 7-2 loss @ Van.
 Kirk Muller, 12/13/88, in 4-3 win vs. STL.
 Chuck Amason, 1/28/77, in 3-3 tie @ Atl.

At Home

0:08 - Kirk Muller, 12/13/88, in 4-3 win vs. STL.
 0:10 - Jamie Langenbrunner, 11/2/02 in 5-1 win vs.
 Chi.
 0:14 - Claude Lemieux, 3/5/94, in 6-3 win vs. Cgy.

On Road

0:08 - Alexander Semak, 3/9/93, in 7-2 loss @ Van.
 0:09 - Greg Adams, 12/21/85, in 7-6 loss @ Hfd.
 0:12 - Brendan Shanahan, 2/9/89, in 6-3 win @ Det.
 (franchise record)
 0:08 - Alexander Semak, 3/9/93, in 7-2 loss @ Van.
 Chuck Amason, 1/28/77, in 3-3 tie @ Atl.

FASTEST GOAL AGAINST START OF GAME

0:08 - Andrew Ladd, 2/28/13, in 3-1 loss @ Wpg.
 0:10 - Yvon Corriveau, 1/24/90, in 3-2 win vs. Wsh.
 0:11 - Brian Gionta, 12/2/10, in 5-1 loss vs. Mtl.
 Saku Koivu, 1/5/06, in 5-4 win vs. Mtl.

At Home

0:10 - Yvon Corriveau, 1/24/90, in 3-2 win vs. Wsh.
 0:11 - Brian Gionta, 12/2/10, in 5-1 loss vs. Mtl.
 Saku Koivu, 1/5/06, in 5-4 win vs. Mtl.

On Road

0:08 - Andrew Ladd, 2/28/13, in 3-1 loss @ Wpg.
 0:15 - Michel Goulet, 4/4/87, in 8-4 loss @ Que.
 0:16 - Murray Craven, 3/12/88, in 6-5 win @ Phi.

FASTEST GOAL START OF PERIOD

0:08 - Alexander Semak, 3/9/93, in 1st per. of 7-2 loss
 @ Van.

Kirk Muller, 12/13/88, in 1st per. of 4-3 win vs. STL.
 0:09 - Jason Arnott, 2/3/00, in 2nd per. of 4-1 win vs.
 Nsh.

Greg Adams, 12/21/85, in 1st per. of 7-6 loss @
 Hfd.
 Rich Preston, 12/11/84, in 3rd per. of 7-5 win @ NYI
 (franchise record)

0:07 - Veli-Pekka Ketola, 2/17/82, in 3rd per. of 3-3 tie
 @ Mtl.

At Home

0:08 - Kirk Muller, 12/13/88, in 1st per. of 4-3 win
 vs. STL.
 0:09 - Jason Arnott, 2/3/00, in 2nd per. of 4-1 win vs.
 Nsh.

0:10 - Jay Pandolfo, 1/30/03, in 3rd per. of 5-1 win vs.
 Phi.
 Jamie Langenbrunner, 11/2/02, in 1st per. of 5-1
 win vs. Chi.
 Zdeno Ciger, 3/19/91, in 3rd per. of 5-4 win vs.
 Pit.

On Road

0:08 - Alexander Semak, in 1st per. of 7-2 loss @ Van.
 0:09 - Greg Adams, 12/21/85, in 1st per. of 7-6 loss @
 Hfd.

Rich Preston, 12/11/84, in 3rd per. of 7-5 win @
 NYI
 (franchise record)

0:07 - Veli-Pekka Ketola, 2/17/82, in 3rd per. of 3-3 tie
 @ Mtl.

FASTEST GOAL AGAINST START OF PERIOD

0:06 - Brad Marchand, 11/15/11, in 3rd per. of 4-3 loss
 @ Bos.

0:07 - Al Iafraite, 3/22/86, in 3rd per. of 6-3 win @ Tor.
 0:08 - Andrew Ladd, 2/28/13, in 1st per. of 3-1 loss @
 Wpg.

At Home

0:10 - Yvon Corriveau, 1/24/90, in 1st per. of 3-2 win
 vs. Wsh.
 0:11 - Accomplished four times, most recently
 Brian Gionta, 12/2/10, in 1st per. of 5-1 loss vs.
 Mtl.

(franchise record)
 0:09 - Dean Talafous, 12/12/80, in 3rd per. of 4-3 loss
 vs. NYR @ Col.

On Road

0:06 - Brad Marchand, 11/15/11, in 3rd per. of 4-3 loss
 @ Bos.

0:07 - Al Iafraite, 3/22/86, in 3rd per. of 6-3 win @ Tor.
 0:08 - Andrew Ladd, 2/28/13, in 1st per. of 3-1 loss @
 Wpg.

FASTEST 2 GOALS - DEVILS PLAYER

0:26 - Jeff Friesen, 1/13/03, @ 13:55 & 14:21 of 2nd
 per. in 6-2 win vs. Fla.

FASTEST 3 GOALS - DEVILS PLAYER

8:22 - Stephane Richer, 3/29/93, @ 10:15, 13:48 &
 18:37 of 2nd per. in 5-0 win vs. SJ

FASTEST 2 GOALS - DEVILS TEAM

0:08 - John Madden & Patrik Elias, 4/6/01, @ 16:31 &
 16:39 of 1st per. of 5-2 win vs. Bos.

FASTEST 3 GOALS - DEVILS TEAM

0:42 - Kevin Todd, Peter Stastny & Doug Brown,
 11/23/91, @ 4:38, 5:01 & 5:20 of 2nd per. of 5-5
 OT tie @ Phi.
 Tim Higgins, Uli Hiemer & Phil Russell, 2/16/85, @
 9:22, 9:43 & 10:04 of 2nd per. of 6-3 win @ Tor.

FASTEST 2 GOALS - OPPOSING PLAYER

0:11 - James Patrick, 3/25/86, @ 2:03 & 2:14 of 3rd per. of 5-4 loss vs. NYR

FASTEST 3 GOALS - OPPOSING PLAYER

4:42 - Jari Kurri, 11/19/83, @ 10:39, 11:12 & 15:21 of 3rd per. of 13-4 loss @ Edm.

FASTEST 2 GOALS - OPPOSING TEAM

0:08 - Willy Lindstrom & Troy Loney, 3/19/86, @ 8:59 & 9:07 of 1st per. of 7-3 loss vs. Pit.

FASTEST 3 GOALS - OPPOSING TEAM

0:51 - Denis Savard, Denis Savard & Darryl Sutter, 11/6/83, @ 13:08, 13:33 & 13:59 of 2nd per. of 6-3 win vs. Chi.

FASTEST 2 GOALS - BOTH TEAMS

0:07 - Randy McKay (NJ) & Peter Zezel (Tor.), 2/25/92, @ 9:06 & 9:13 of 3rd per. of 5-5 OT tie @ Tor.

FASTEST 3 GOALS - BOTH TEAMS

0:25 - Patrik Sundstrom (NJ), John Tonelli (LA) & Keith Crowder (LA), 12/15/89, @ 2:15, 2:23 & 2:40 of 2nd per. of 7-5 win vs. LA

ASSISTS**MOST ASSISTS**

11 - 1/7/84 in 3rd per. of 7-4 win @ Pit.
10 - Accomplished six times, most recently 11/1/08 in 2nd per. of 6-1 win vs. Atl.

At Home

10 - Accomplished five times, most recently 11/1/08 in 2nd per. of 6-1 win vs. Atl.
(franchise record)

10 - Accomplished seven times, most recently 3/11/97 in 1st per. of 6-1 win vs. Edm.

On Road

11 - 1/7/84 in 3rd per. of 7-4 win @ Pit.
10 - 4/6/96 in 2nd per. of 6-3 win @ Hfd.
9 - 11/26/93 in 2nd per. of 6-6 OT tie @ StL.
11/5/93 in 1st per. of 6-3 win @ Ana.
10/23/90 in 2nd per. of 8-1 win @ NYI

MOST ASSISTS OPPONENT

12 - 12/9/89 in 1st per. of 7-3 loss @ Hfd.
10 - 10/21/06 in 2nd per. of 8-1 loss @ Ott.
11/21/84 in 1st per. of 8-1 loss @ LA
11/13/82 in 2nd per. of 7-2 loss @ Que.

At Home

9 - 4/6/86 in 2nd per. of 9-7 win vs. NYI
8 - Accomplished 12 times, most recently 11/12/08 in 2nd per. of 5-2 loss vs. NYR
(franchise record)

9 - 4/6/86 in 2nd per. of 9-7 win vs. NYI
12/16/80 in 1st per. of 7-4 loss vs. Edm. @ Col.
11/23/78 in 3rd per. of 7-2 loss vs. Van. @ Col.

On Road

12 - 12/9/89 in 1st per. of 7-3 loss @ Hfd.
10 - 10/21/06 in 2nd per. of 8-1 loss @ Ott.
11/21/84 in 1st per. of 8-1 loss @ LA
11/13/82 in 2nd per. of 7-2 loss @ Que.

MOST ASSISTS BOTH TEAMS

16 - 12/9/89 in 1st per. of 7-3 loss @ Hfd. (Hfd. 12, NJ 4)
15 - 12/26/93 in 2nd per. of 8-3 loss @ NYR (NYR 9, NJ 6)
14 - Accomplished six times, most recently 4/6/96 in 2nd per. of 6-3 win @ Hfd. (NJ 10, Hfd. 4)
(franchise record)
16 - 12/9/89 in 1st per. of 7-3 loss @ Hfd. (Hfd. 12, NJ 4)
2/19/80 in 2nd per. of 8-6 win vs. Phi. @ Col. (Col. 8, Phi. 8)

At Home

14 - 3/7/93 in 3rd per. of 7-3 win vs. Phi. (NJ 10, Phi. 4)

13 - 1/15/92 in 2nd per. of 8-8 OT tie vs. Buf. (NJ 8, Buf. 5)
11/2/85 in 3rd per. of 6-5 OT win vs. NYR (NJ 9, NYR 4)
(franchise record)

16 - 2/19/80 in 2nd per. of 8-6 win vs. Phi. @ Col. (Col. 8, Phi. 8)

On Road

16 - 12/9/89 in 1st per. of 7-3 loss @ Hfd. (Hfd. 12, NJ 4)
15 - 12/26/93 in 2nd per. of 8-3 loss @ NYR (NYR 9, NJ 6)
14 - Accomplished five times, most recently 4/6/96 in 2nd per. of 6-3 win @ Hfd. (NJ 10, Hfd. 4)

POINTS**MOST POINTS**

18 - 10/23/90 in 2nd per. of 8-1 win @ NYI (6g-12a)
17 - 3/10/90 in 2nd per. of 9-3 win vs. Que. (6g-11a)
1/7/84 in 3rd per. of 7-4 win @ Pit. (6g-11a)

At Home

17 - 3/10/90 in 2nd per. of 9-3 win vs. Que. (6g-11a)
16 - 3/7/93 in 3rd per. of 7-3 win vs. Phi. (6g-10a)
15 - Accomplished four times, most recently 11/1/08 in 2nd per. of 6-1 win vs. Atl. (5g-10a)

On Road

18 - 10/23/90 in 2nd per. of 8-1 win @ NYI (7g-11a)
17 - 1/7/84 in 3rd per. of 7-4 win @ Pit. (6g-11a)
16 - 4/6/96 in 2nd per. of 6-3 win @ Hfd. (6g-10a)

MOST POINTS OPPONENT

18 - 12/9/89 in 1st per. of 7-3 loss @ Hfd. (6g-12a)
15 - Accomplished four times, most recently 10/21/06 in 2nd per. of 8-1 loss @ Ott. (5g-10a)
(franchise record)
18 - 12/9/89 in 1st per. of 7-3 loss @ Hfd. (6g-12a)
2/18/78 in 3rd per. of 9-4 loss @ Mtl. (7g-11a)

At Home

14 - 4/6/86 in 2nd per. of 9-7 win vs. NYI (5g-9a)
13 - 1/11/86 in 2nd per. of 8-4 loss vs. Phi. (5g-8a)
10/25/84 in 2nd per. of 11-2 loss vs. NYR (5g-8a)
(franchise record)

14 - 4/6/86 in 2nd per. of 9-7 win vs. NYI (5g-9a)
12/16/81 in 1st per. of 7-4 loss vs. Edm. @ Col. (5g-9a)

On Road

18 - 12/9/89 in 1st per. of 7-3 loss @ Hfd. (6g-12a)
15 - Accomplished four times, most recently 10/21/06 in 2nd per. of 8-1 loss @ Ott. (5g-10a)
(franchise record)

18 - 12/9/89 in 1st per. of 7-3 loss @ Hfd. (6g-12a)
2/18/78 in 3rd per. of 9-4 loss @ Mtl. (7g-11a)

MOST POINTS BOTH TEAMS

24 - 12/9/89 in 1st per. of 7-3 loss @ Hfd. (Hfd. 6-12-18, NJ 2-4-6)
23 - 12/26/93 in 1st per. of 8-3 loss @ NYR (NYR 5-9-14, NJ 3-6-9)
22 - Accomplished four times, most recently 4/6/96 in 2nd per. of 6-3 win @ Hfd. (NJ 6-10-16, Hfd. 2-4-6)
(franchise record)
24 - 12/9/89 in 1st per. of 7-3 loss @ Hfd. (Hfd. 6-12-18, NJ 2-4-6)
2/19/80 in 2nd per. of 8-6 win vs. Phi. @ Col. (Col. 4-8-12, Phi. 4-8-12)

At Home

22 - 3/7/93 in 3rd per. of 7-3 win vs. Phi. (NJ 6-10-16, Phi. 2-4-6)

20 - 1/15/92 in 2nd per. of 8-8 OT tie vs. Buf. (NJ 4-8-12, Buf. 3-5-8)
11/2/85 in 3rd per. of 6-5 OT win vs. NYR (NJ 5-9-14, NYR 2-4-6)
(franchise record)

24 - 2/19/80 in 2nd per. of 8-6 win vs. Phi. @ Col. (Col. 4-8-12, Phi. 4-8-12)

On Road

24 - 12/9/89 in 1st per. of 7-3 loss @ Hfd. (Hfd. 6-12-18, NJ 2-4-6)

23 - 12/26/93 in 1st per. of 8-3 loss @ NYR (NYR 5-9-14, NJ 3-6-9)

22 - 4/6/96 in 2nd per. of 6-3 win @ Hfd. (NJ 6-10-16, Hfd. 2-4-6)
11/26/93 in 2nd per. of 6-6 OT tie @ StL. (NJ 5-9-14, StL. 3-5-8)

29/93 in 1st per. of 8-5 loss @ Det. (Det. 5-9-14, NJ 3-5-8)

PENALTY MINUTES**MOST PENALTY MINUTES**

81 - 10/8/93 in 3rd per. of 6-3 win @ Wsh.
72 - 1/22/88 in 3rd per. of 7-3 loss @ Buf.
62 - 1/4/88 in 2nd per. of 6-3 loss vs. LA
(franchise record)

96 - 1/3/81 in 3rd per. of 4-1 win vs. Bos. @ Col.
(franchise record)

At Home

62 - 1/4/88 in 2nd per. of 6-3 loss vs. LA
60 - 1/14/91 in 2nd per. of 6-1 loss vs. LA
1/24/87 in 3rd per. of 4-3 win vs. Phi.
(franchise record)

96 - 1/3/81 in 3rd per. of 4-1 win vs. Bos. @ Col.

On Road

81 - 10/8/93 in 3rd per. of 6-3 win @ Wsh.
72 - 1/22/88 in 3rd per. of 7-3 loss @ Buf.
60 - 10/23/89 in 2nd per. of 5-4 win @ Tor.
(franchise record)

93 - 12/6/80 in 3rd per. of 8-6 loss @ Wsh.

MOST PENALTY MINUTES OPPONENT

78 - 10/8/93 in 3rd per. of 6-3 win @ Wsh.
70 - 1/24/87 in 3rd per. of 4-3 win vs. Phi.
62 - 1/4/88 in 2nd per. of 6-3 loss vs. LA
(franchise record)

112 - 1/3/81 in 3rd per. of 4-1 win vs. Bos. @ Col.

At Home

70 - 1/24/87 in 3rd per. of 4-3 win vs. Phi.
62 - 1/4/88 in 2nd per. of 6-3 loss vs. LA
59 - 1/4/94 in 3rd per. of 6-3 win vs. NYI
(franchise record)

112 - 1/3/81 in 3rd per. of 4-1 win vs. Bos. @ Col.

On Road

78 - 10/8/93 in 3rd per. of 6-3 win @ Wsh.
60 - 10/23/89 in 2nd per. of 5-4 win @ Tor.
55 - 10/15/88 in 1st per. of 8-5 loss @ Wsh.
(franchise record)

101 - 12/6/80 in 3rd per. of 8-6 loss @ Wsh.

MOST PENALTY MINUTES BOTH TEAMS

159 - 10/8/93 in 3rd per. of 6-3 win @ Wsh.
(NJ 81, Wsh. 78)

130 - 1/24/87 in 3rd per. of 4-3 win vs. Phi.
(Phi. 70, NJ 60)

124 - 1/4/88 in 2nd per. of 6-3 loss vs. LA
(NJ 62, LA 62)

208 - 1/3/81 in 3rd per. of 4-1 win vs. Bos. @ Col.
(Bos. 112, Col. 96)

At Home

130 - 1/24/87 in 3rd per. of 4-3 win vs. Phi.
(Phi. 70, NJ 60)

124 - 1/4/88 in 2nd per. of 6-3 loss vs. LA
(NJ 62, LA 62)

108 - 11/11/98 in 3rd per. of 3-0 win vs. Mtl.
(NJ 59, Mtl. 49)

208 - 1/3/81 in 3rd per. of 4-1 win vs. Bos. @ Col.
(Bos. 112, Col. 96)

On Road

159 - 10/8/93 in 3rd per. of 6-3 win @ Wsh.
(NJ 81, Wsh. 78)

120 - 10/23/89 in 2nd per. of 5-4 win @ Tor.
(NJ 60, Tor. 60)

112 - 1/22/88 in 3rd per. of 7-3 loss @ Buf.
(NJ 72, Buf. 40)

194 - 12/6/80 in 3rd per. of 8-6 loss @ Wsh.
(Wsh. 101, Col. 93)

SHOTS**MOST SHOTS**

27 - 10/28/95 in 2nd per. of 5-3 loss vs. Pit.
25 - 3/23/04 in 3rd per. of 4-3 OT win @ Fla.
3/29/93 in 2nd per. of 5-0 win vs. SJ

At Home

27 - 10/28/95 in 2nd per. of 5-3 loss vs. Pit.
25 - 3/29/93 in 2nd per. of 5-0 win vs. SJ
23 - 12/6/97 in 1st per. of 4-2 win vs. TB
1/2/90 in 1st per. of 5-3 win vs. Buf.
2/7/87 in 2nd per. of 3-2 win vs. Phi.

On Road

25 - 3/23/04 in 3rd per. of 4-3 OT win @ Fla.
24 - 12/19/09 in 1st per. of 5-4 win @ Atl.
23 - 1/21/99 in 1st per. of 3-2 win @ LA
10/29/96 in 3rd per. of 5-2 loss @ Bos.
11/21/95 in 3rd per. of 4-3 loss @ Fla.
(franchise record)

25 - 3/23/04 in 3rd per. of 4-3 OT win @ Fla.
12/18/76 in 3rd per. of 4-2 loss @ Tor.

MOST SHOTS OPPONENT

26 - 1/22/86 in 1st per. of 6-6 OT tie @ Cgy.
25 - 10/8/09 in 2nd per. of 4-3 SO win @ TB
24 - 2/4/12 in 3rd per. of 6-4 win @ Phi.
12/1/92 in 2nd per. of 8-3 win vs. Tor.
11/6/83 in 2nd per. of 6-3 win vs. Chi.

At Home

24 - 12/1/92 in 2nd per. of 8-3 win vs. Tor.
11/6/83 in 2nd per. of 6-3 win vs. Chi.
23 - 2/24/90 in 2nd per. of 3-2 win vs. Chi.
2/18/87 in 2nd per. of 6-3 loss vs. Hfd.

On Road

26 - 1/22/86 in 1st per. of 6-6 OT tie @ Cgy.
25 - 10/8/09 in 2nd per. of 4-3 SO win @ TB
24 - 2/4/12 in 3rd per. of 6-4 win @ Phi.

MOST SHOTS BOTH TEAMS

38 - 1/20/93 in 2nd per. of 3-2 loss @ Mtl.
(Mtl. 20, NJ 18)

37 - 3/6/84 in 3rd per. of 6-5 win vs. Pit.
(Pit. 22, NJ 15)

36 - Accomplished four times, most recently 10/28/95 in 2nd per. of 5-3 loss vs. Pit.
(NJ 27, Pit. 9)

At Home

37 - 3/6/84 in 3rd per. of 6-5 win vs. Pit.
(Pit. 22, NJ 15)

36 - 10/28/95 in 2nd per. of 5-3 loss vs. Pit.
(NJ 27, Pit. 9)

1/2/90 in 1st per. of 5-3 win vs. Buf.
(NJ 23, Buf. 13)

On Road

38 - 1/20/93 in 2nd per. of 3-2 loss @ Mtl.
(Mtl. 20, NJ 18)

36 - 2/9/93 in 1st per. of 8-5 loss @ Det.
(Det. 21, NJ 15)

1/22/86 in 1st per. of 6-6 OT tie @ Cgy.
(Cgy. 26, NJ 10)

FEWEST SHOTS

0 - 1/7/83 in 3rd per. of 2-2 tie vs. Bos.
1 - Accomplished 13 times, most recently 2/7/12 in 3rd per. of 1-0 win @ NYR
(franchise record)

0 - 1/7/83 in 3rd per. of 2-2 tie vs. Bos.
3/21/76 in 3rd per. of 3-1 loss @ Buf.

At Home

0 - 1/7/83 in 3rd per. of 2-2 tie vs. Bos.
1 - Accomplished six times, most recently 1/4/11 in 1st per. of 2-1 loss vs. Min.

On Road

1 - Accomplished seven times, most recently 2/7/12 in 3rd per. of 1-0 win @ NYR
(franchise record)

0 - 3/21/76 in 3rd per. of 3-1 loss @ Buf.

FEWEST SHOTS OPPONENT

0 - 10/29/02 in 3rd per. of 2-1 loss vs. Car.
10/10/98 in 1st per. of 2-1 loss @ Chi.

1 - Accomplished 24 times, most recently 12/13/11 in 3rd per. of 3-2 SO win @ Fla.

At Home

0 - 10/29/02 in 3rd per. of 2-1 loss vs. Car.
1 - Accomplished 15 times, most recently 4/10/11 in 2nd per. of 3-2 win vs. Bos.

On Road

0 - 10/10/98 in 1st per. of 2-1 loss @ Chi.
1 - Accomplished nine times, most recently 12/13/11 in 3rd per. of 3-2 SO win @ Fla.

CAREER

MOST SEASONS

- 19 - Martin Brodeur
- 18 - Ken Daneyko
- 15 - Patrik Elias

MOST GAMES PLAYED

- 1283 - Ken Daneyko
- 1220 - Martin Brodeur
- 1090 - Patrik Elias

MOST GOALS

- 375 - Patrik Elias
- 347 - John MacLean
- 202 - Bobby Holik

By Defenseman

- 112 - Scott Niedermayer
- 93 - Scott Stevens
- 83 - Bruce Driver

MOST ASSISTS

- 555 - Patrik Elias
- 364 - Scott Niedermayer
- 354 - John MacLean

By Defenseman

- 364 - Scott Niedermayer
- 337 - Scott Stevens
- 316 - Bruce Driver

MOST POINTS

- 930 - Patrik Elias (375g-555a)
- 701 - John MacLean (347g-354a)
- 520 - Kirk Muller (185g-335a)

By Defenseman

- 476 - Scott Niedermayer (112g-364a)
- 430 - Scott Stevens (93g-337a)
- 399 - Bruce Driver (83g-316a)

MOST POWER PLAY GOALS

- 104 - Patrik Elias
- 92 - John MacLean
- 69 - Kirk Muller

By Defenseman

- 51 - Scott Niedermayer
- 33 - Bruce Driver
- 28 - Scott Stevens

MOST POWER PLAY POINTS

- 305 - Patrik Elias (104g-201a)
- 197 - John MacLean (92g-105a)
- 189 - Scott Niedermayer (51g-138a)

By Defenseman

- 189 - Scott Niedermayer (51g-138a)
- 168 - Bruce Driver (33g-135a)
- 139 - Brian Rafalski (19g-120a)

MOST SHORTHANDED GOALS

- 17 - John Madden
- 14 - Patrik Elias
- 11 - Doug Brown, Stephane Richer

MOST GAME-WINNING GOALS

- 78 - Patrik Elias
- 55 - John MacLean
- 43 - Bobby Holik

MOST OVERTIME GOALS

- 15 - Patrik Elias
- 8 - Scott Niedermayer
- 7 - Zach Parise

MOST GAME-DECIDING GOALS

- 9 - Patrik Elias, Zach Parise
- 8 - Ilya Kovalchuk

MOST GAME-TYING GOALS

- 6 - Stephane Richer
- 5 - Bobby Holik, Claude Lemieux, John MacLean

(franchise record)

9 - Wilf Paiement

MOST HAT TRICKS

- 8 - Patrik Elias (14-goal game)
- 6 - John MacLean
- 5 - Pat Verbeek (14-goal game)

HIGHEST PLUS/MINUS

- 282 - Scott Stevens
- 191 - Patrik Elias
- 172 - Scott Niedermayer

By Defenseman

- 282 - Scott Stevens
- 172 - Scott Niedermayer
- 100 - Brian Rafalski

MOST PENALTY MINUTES

- 2519 - Ken Daneyko
- 1418 - Randy McKay
- 1168 - John MacLean

By Defenseman

- 2519 - Ken Daneyko
- 1009 - Scott Stevens
- 886 - Joe Cirella

MOST MINOR PENALTIES

- 717 - Ken Daneyko
- 409 - John MacLean
- 374 - Bobby Holik

MOST MAJOR PENALTIES

- 138 - Randy McKay
- 123 - Ken Daneyko
- 65 - Mike Peluso

MOST MISCONDUCT PENALTIES

- 47 - Ken Daneyko
- 26 - Randy McKay
- 21 - Pat Verbeek

GOALTENDING

MOST SEASONS

- 19 - Martin Brodeur
- 10 - Chris Terrieri
- 4 - Craig Billington, Glenn Resch

MOST GAMES PLAYED

- 1220 - Martin Brodeur
- 302 - Chris Terrieri
- 198 - Glenn Resch

MOST MINUTES PLAYED

- 71786 - Martin Brodeur
- 16561 - Chris Terrieri
- 10953 - Glenn Resch

MOST VICTORIES

- 669 - Martin Brodeur
- 118 - Chris Terrieri
- 62 - Sean Burke

MOST DEFEATS

- 380 - Martin Brodeur
- 118 - Chris Terrieri
- 113 - Glenn Resch

MOST TIES

- 105 - Martin Brodeur
- 34 - Chris Terrieri
- 23 - Sean Burke

BEST GAA (2 seasons)

- 2.23 - Martin Brodeur
- 2.42 - Johan Hedberg
- 3.07 - Chris Terrieri

MOST SHUTOUTS

- 121 - Martin Brodeur
- 8 - Johan Hedberg
- 7 - Chris Terrieri

By Left Wing

- 96 - Patrik Elias (40g-56a): 2000-01
- 94 - Zach Parise (45g-49a): 2008-09
- 86 - Kirk Muller (30g-56a): 1989-90

By Center

- 94 - Kirk Muller (37g-57a): 1987-88
- 84 - Scott Gomez (33g-51a): 2005-06
- 79 - Alexander Semak (37g-42a): 1992-93

By Right Wing

- 89 - Brian Gionta (48g-41a): 2005-06
- 87 - John MacLean (42g-45a): 1988-89
- 83 - Ilya Kovalchuk (37g-46a): 2011-12
- Alexander Mogilny (43g-40a): 2000-01

By Defenseman

- 78 - Scott Stevens (18g-60a): 1993-94
- 66 - Tom Kurvers (18g-50a): 1988-89
- 59 - Scott Stevens (17g-42a): 1991-92

By Rookie

- 70 - Scott Gomez (19g-51a): 1999-00
- 63 - Kevin Todd (21g-42a): 1991-92
- 54 - Kirk Muller (17g-37a): 1984-85

MOST POINTS AT HOME

- 58 - Zach Parise (22g-36a): 2008-09
- Patrik Elias (22g-36a): 2000-01
- 53 - Kirk Muller (22g-31a): 1987-88

By Defenseman

- 41 - Tom Kurvers (9g-32a): 1988-89
- 37 - Scott Niedermayer (9g-28a): 1997-98
- Dave Pichette (10g-27a): 1984-85

By Rookie

- 34 - Scott Gomez (8g-26a): 1999-00
- 32 - Kevin Todd (12g-20a): 1991-92
- 29 - Pat Verbeek (12g-17a): 1983-84

MOST POINTS ON ROAD

- 49 - Kirk Muller (16g-33a): 1989-90
- 46 - John MacLean (25g-21a): 1989-90
- John MacLean (23g-23a): 1988-89

By Defenseman

- 43 - Scott Stevens (10g-33a): 1993-94
- 29 - Bruce Driver (9g-20a): 1992-93
- Bruce Driver (4g-25a): 1989-90

By Rookie

- 36 - Scott Gomez (11g-25a): 1999-00
- 31 - Kevin Todd (9g-22a): 1991-92
- 30 - Kirk Muller (9g-21a): 1984-85

MOST SHOTS

- 364 - Zach Parise: 2008-09
- 347 - Zach Parise: 2009-10
- 322 - John MacLean: 1989-90

By Defenseman

- 215 - Scott Stevens: 1993-94
- 205 - Bruce Driver: 1991-92
- 195 - Bruce Driver: 1990-91

MOST PENALTY MINUTES

- 295 - Krzysztof Oliwa: 1997-98
- 283 - Ken Daneyko: 1988-89
- 249 - Ken Daneyko: 1990-91
- David Maley: 1988-89

By Defenseman

- 283 - Ken Daneyko: 1988-89
- 249 - Ken Daneyko: 1990-91
- 239 - Ken Daneyko: 1987-88

MOST POWER PLAY GOALS

- 24 - Brian Gionta: 2005-06
- 19 - John MacLean: 1990-91
- 17 - Kirk Muller: 1987-88
- Pat Verbeek: 1988-87

MOST POWER PLAY POINTS

- 37 - Kirk Muller (17g-20a): 1987-88
- 36 - Tapio Levo (5g-31a): 1982-83
- 35 - Claude Lemieux (13g-22a): 1992-93

GAME

MOST GOALS

- 4 - Accomplished five times, most recently Dainius Zubrus, 11/23/08 @ TB (franchise record)

- 4 - Accomplished six times, most recently Dainius Zubrus, 11/23/08 @ TB

MOST SHORTHANDED GOALS

- 6 - John Madden: 1999-00
- 5 - Brian Rolston: 1998-99
- 4 - Accomplished four times, most recently Ilya Kovalchuk: 2012-13

MOST GAME-WINNING GOALS

- 11 - John MacLean: 1989-90
- 10 - Brian Gionta: 2005-06

- 9 - Accomplished five times, most recently Ilya Kovalchuk: 2010-11

MOST OVERTIME GOALS

- 4 - Ilya Kovalchuk: 2010-11
- Patrik Elias: 2003-04
- Scott Niedermayer: 2001-02

MOST GAME-DETERMINING GOALS

- 7 - Ilya Kovalchuk: 2011-12
- 5 - Viktor Kozlov: 2005-06
- 3 - Zach Parise: 2007-08

MOST GAME-TYING GOALS

- 3 - Accomplished four times, most recently Stephane Richer: 1993-94 (franchise record)

- 5 - Lanny McDonald: 1979-80

MOST HAT TRICKS

- 3 - Patrik Elias: 2000-01
- John MacLean: 1988-89
- Kirk Muller: 1987-88

HIGHEST PLUS/MINUS

- 53 - Scott Stevens: 1993-94
- 45 - Patrik Elias: 2000-01
- 40 - Scott Stevens: 2000-01

By Defenseman

- 53 - Scott Stevens: 1993-94
- 40 - Scott Stevens: 2000-01
- 36 - Brian Rafalski: 2000-01

GOALTENDING

MOST GAMES PLAYED

- 78 - Martin Brodeur: 2006-07
- 77 - Martin Brodeur: 2009-10, 2007-08, 1995-96

MOST MINUTES PLAYED

- 4697 - Martin Brodeur: 2006-07
- 4635 - Martin Brodeur: 2007-08
- 4555 - Martin Brodeur: 2003-04

MOST VICTORIES

- 48 - Martin Brodeur: 2006-07
- 45 - Martin Brodeur: 2009-10
- 44 - Martin Brodeur: 2007-08

MOST DEFEATS

- 35 - Glenn Resch: 1982-83
- 31 - Sean Burke: 1988-89
- Glenn Resch: 1983-84

(franchise record)

39 - Denis Herron: 1975-76

MOST TIES

- 13 - Martin Brodeur: 1996-97
- 12 - Martin Brodeur: 1995-96
- Glenn Resch: 1982-83

BEST GAA (26 GPI)

- 1.88 - Martin Brodeur: 1996-97
- 1.89 - Martin Brodeur: 1997-98
- 2.02 - Martin Brodeur: 2002-03

MOST SHUTOUTS

- 12 - Martin Brodeur: 2006-07
- 11 - Martin Brodeur: 2003-04
- 10 - Martin Brodeur: 1997-98, 1996-97

MOST PENALTY MINUTES

- 54 - Sean Burke: 1988-89
- 38 - Sean Burke: 1989-90
- 31 - Corey Schwab: 1995-96

By Defenseman

- 3 - Uli Hiemer, 10/31/84 vs. Pit.
- 2 - Accomplished 39 times, most recently Marek Zidlicky, 3/4/13 @ Tor.

(franchise record)

- 3 - Uli Hiemer, 10/31/84 vs. Pit.
- Barry Beck, 12/17/77 vs. Min. @ Col.

SEASON

MOST GOALS

- 48 - Brian Gionta: 2005-06
- 46 - Pat Verbeek: 1987-88
- 45 - Zach Parise: 2008-09
- John MacLean: 1990-91

By Left Wing

- 45 - Zach Parise: 2008-09
- 40 - Patrik Elias: 2000-01
- 38 - Zach Parise: 2009-10
- Patrik Elias: 2003-04
- Stephane Richer: 1992-93

By Center

- 37 - Alexander Semak: 1992-93
- Kirk Muller: 1987-88
- 35 - Greg Adams: 1985-86

By Right Wing

- 48 - Brian Gionta: 2005-06
- 46 - Pat Verbeek: 1987-88
- 45 - John MacLean: 1990-91

By Defenseman

- 18 - Scott Stevens: 1993-94
- 17 - Scott Stevens: 1991-92
- Dave Pichette: 1984-85

(franchise record)

22 - Barry Beck: 1977-78

By Rookie

- 21 - Kevin Todd: 1991-92
- Jeff Larmer: 1982-83
- 20 - Pat Verbeek: 1983-84 (franchise record)
- 30 - Paul Gardner: 1976-77

MOST ASSISTS

- 60 - Scott Stevens: 1993-94
- 57 - Aaron Broten, Kirk Muller: 1987-88

By Left Wing

- 57 - Aaron Broten: 1987-88
- 56 - Patrik Elias: 2000-01
- Kirk Muller: 1989-90

By Center

- 57 - Kirk Muller: 1987-88
- 56 - Scott Gomez: 2003-04
- 52 - Patrik Elias: 2011-12

By Right Wing

- 51 - Claude Lemieux: 1992-93
- 46 - Ilya Kovalchuk: 2011-12
- Petr Sykora: 2000-01

(franchise record)

56 - Wilf Paiement: 1977-78

By Defenseman

- 60 - Scott Stevens: 1993-94
- 50 - Tom Kurvers: 1988-89
- 47 - Brian Rafalski: 2006-07

By Rookie

- 51 - Scott Gomez: 1999-00
- 42 - Kevin Todd: 1991-92
- 37 - Kirk Muller: 1984-85

MOST POINTS

- 96 - Patrik Elias (40g-56a): 2000-01
- 94 - Zach Parise (45g-49a): 2008-09
- Kirk Muller (37g-57a): 1987-88

By Rookie

- 3 - Scott Gomez, 12/26/00 vs. NYR
- Uli Hlmer, 10/31/84 vs. Pit.
- 2 - Accomplished 43 times, most recently Adam Henrique, 11/5/11 vs. Wpg. (franchise record)
- 3 - Accomplished four times, most recently Scott Gomez, 12/26/00 vs. NYR

MOST ASSISTS

- 5 - Accomplished four times, most recently Scott Gomez, 3/30/03 vs. NYI

By Defenseman

- 5 - Tom Kurvers, 2/13/89 vs. Tor.
- 4 - Accomplished five times, most recently Viacheslav Fetisov, 3/29/90 vs. NYR

By Rookie

- 4 - Zdeno Ciger, 1/24/91 vs. Que.
- Viacheslav Fetisov, 3/29/90 vs. NYR
- Bruce Driver, 12/15/84 vs. Que.

MOST POINTS

- 6 - Kirk Muller (3g-3a), 10/29/86 @ Pit.
- 5 - Accomplished 24 times, most recently Patrik Elias (3g-2a), 4/5/06 vs. Pit.

By Defenseman

- 5 - Viacheslav Fetisov (1g-4a), 3/29/90 vs. NYR
- Tom Kurvers (5a), 2/13/89 vs. Tor.
- Bruce Driver (1g-4a), 12/23/86 @ NYR (franchise record)
- 5 - Accomplished four times, most recently Viacheslav Fetisov (1g-4a), 3/29/90 vs. NYR

PERIOD**MOST GOALS**

- 3 - Accomplished eight times, most recently Brian Gionta, 10/12/06 vs. Tor. (3rd) (franchise record)
- 3 - Accomplished nine times, most recently Brian Gionta, 10/12/06 vs. Tor. (3rd)

MOST ASSISTS

- 4 - Paul Gagne, 2/9/86 @ Hfd. (3rd)
- 3 - Accomplished 22 times, most recently Ilya Kovalchuk, 3/23/10 vs. CBJ (2nd)

STREAKS**MOST CONSECUTIVE GAMES PLAYED**

- 401 - Travis Zajac, 10/26/06-4/10/11
- 388 - Ken Daneyko, 11/4/89-3/29/94
- 328 - Sergei Brylin, 10/8/03-4/6/08

MOST CONSECUTIVE GAMES SCORING GOALS

- 6 - Accomplished six times, most recently Zach Parise (7g), 11/7-19/09 (franchise record)
- 8 - Paul Gardner (11g), 10/19-11/5/79

MOST CONSECUTIVE GAMES WITH ASSISTS

- 9 - Petr Sykora (13a), 3/21-4/6/01
- 8 - Brian Rafalski (9a), 3/22-4/5/07
- Aaron Broten (8a), 12/20/84-1/5/85

MOST CONSECUTIVE GAMES WITH POINTS

- 15 - Brian Gionta (12g-13a-25pts), 3/21-4/18/06
- Patrik Elias (15g-9a-24pts), 12/27/99-1/28/00
- 13 - Patrik Elias (12g-13a-25pts), 3/13-4/6/01

MOST POINTS TWO CONSECUTIVE GAMES

- 8 - Accomplished four times, most recently Kirk Muller (1g-7a), 3/12-20/88 (franchise record)
- 8 - Accomplished five times, most recently Kirk Muller (1g-7a), 3/12-20/88

MOST POINTS THREE CONSECUTIVE GAMES

- 11 - Patrik Elias (6g-5a), 2/21-25/04
- 10 - Scott Gomez (2g-8a), 2/21-25/04
- Patrik Sundstrom (2g-8a), 12/12-15/89
- Brendan Shanahan (5g-5a), 2/9-13/89 (franchise record)
- 11 - Patrik Elias (6g-5a), 2/21-25/04
- Paul Gardner (5g-6a), 10/28-11/2/77

By Rookie

- 5 - Viacheslav Fetisov (1g-4a), 3/29/90 vs. NYR
- 4 - Accomplished seven times, most recently Brian Gionta (1g-3a), 4/13/02 @ Wsh.

MOST SHOTS

- 14 - Claude Lemieux, 12/3/92 @ Ott.
- 12 - Bruce Driver, 2/17/90 @ Tor.
- 11 - John MacLean, 12/19/95 vs. Phi.
- Bill Guerin, 3/3/94 @ TB
- Bobby Holik, 11/14/92 @ Wsh.

By Defenseman

- 12 - Bruce Driver, 2/17/90 @ Tor.
- 9 - Phil Housley, 3/9/96 @ Pit.
- Tom Kurvers, 2/5/88 @ Van.

HIGHEST PLUS/MINUS

- 6 - Scott Stevens, 10/8/93 @ Wsh.
- Claude Lemieux, 1/4/92 vs. NYR
- 5 - Accomplished 20 times, most recently Patrik Elias, Brian Gionta & Scott Gomez, 2/21/04 @ NYR

By Defenseman

- 6 - Scott Stevens, 10/8/93 @ Wsh.
- 5 - Accomplished 11 times, most recently Scott Stevens, 4/3/01 @ Wsh.

MOST PENALTY MINUTES

- 42 - John MacLean (min., 2 maj., misc., game, gross), 12/11/90 @ NYI
- 37 - Viacheslav Fetisov (min., maj., 2 misc., game), 1/22/93 vs. Mtl.
- 35 - Randy McKay (3 maj., 2 games), 12/10/91 @ Min.

MOST POINTS

- 4 - Accomplished seven times, most recently Ilya Kovalchuk (1g-3a), 3/23/10 vs. CBJ (franchise record)
- 4 - Accomplished nine times, most recently Ilya Kovalchuk (1g-3a), 3/23/10 vs. CBJ

GOALTENDING**MOST CONSECUTIVE GAMES PLAYED**

- 57 - Martin Brodeur, 12/15/95-10/18/96
- 51 - Martin Brodeur, 1/8-11/1/08
- 40 - Martin Brodeur, 11/7/09-1/31/10

MOST CONSECUTIVE GAMES STARTED

- 51 - Martin Brodeur, 1/8-11/1/08
- 49 - Martin Brodeur, 1/3-10/18/96
- 33 - Martin Brodeur, 11/25/09-1/31/10

MOST CONSECUTIVE VICTORIES

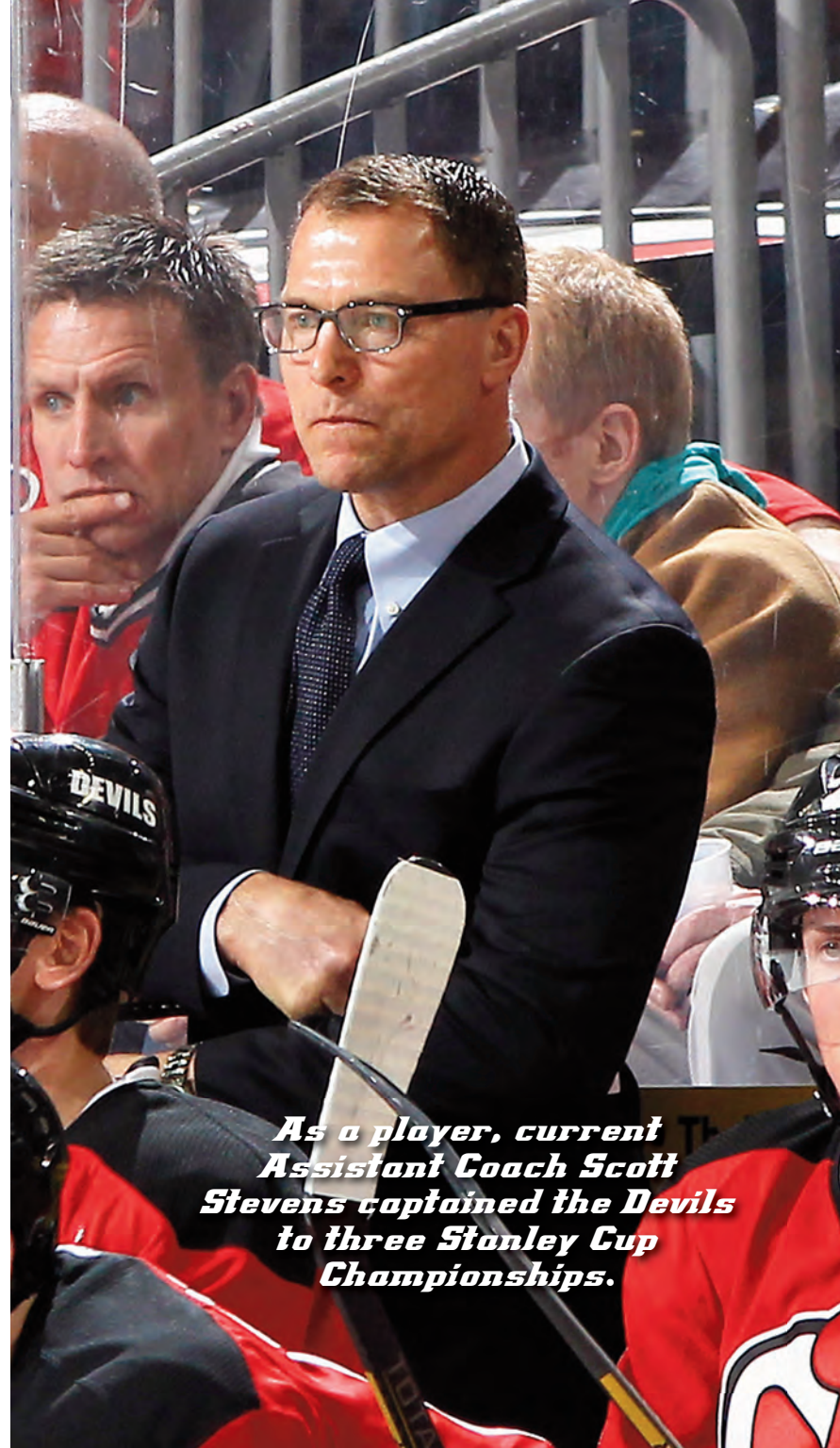
- 12 - Martin Brodeur, 10/23-11/20/97
- 11 - Martin Brodeur, 3/28-4/18/06
- Martin Brodeur, 2/26-3/21/01

MOST CONSECUTIVE GAMES UNBEATEN

- 14 - Martin Brodeur (10-0-4), 12/20/00-1/24/01
- Martin Brodeur (12-0-2), 12/26/99-1/26/00
- Martin Brodeur (8-0-6), 1/14-2/20/97

LONGEST SHUTOUT STREAK

- 213:52 - Martin Brodeur, 3/25-4/8/97
- 189:58 - Martin Brodeur, 11/2-12/96
- 170:06 - Martin Brodeur, 1/30-2/7/98



*As a player, current
Assistant Coach Scott
Stevens captained the Devils
to three Stanley Cup
Championships.*

TEAM PLAYOFF RECORDS

	GP	W	L	GF	GA	PCTG
CHICAGO	23	16	7	64	48	.696
BOSTON	22	14	8	65	47	.636
LOS ANGELES	18	9	9	37	34	.500
PITTSBURGH	15	8	7	49	40	.533
SAN JOSE	11	7	4	25	22	.636
DETROIT	14	7	7	33	37	.500
OTTAWA	10	5	5	31	31	.500
NY RANGERS	12	5	7	26	28	.417
ANAHEIM	7	3	4	21	18	.429
TORONTO	7	3	4	18	22	.429
WASHINGTON	7	3	4	12	16	.429
ST. LOUIS	6	2	4	10	12	.333
NY ISLANDERS	6	2	4	17	25	.333
MINNESOTA	5	1	4	7	17	.200
MONTREAL	5	1	4	9	20	.200
VANCOUVER	4	0	4	8	15	.000

STANLEY CUP PLAYOFF RESULTS

CONFERENCE QUARTERFINALS
 Series "A" – Pittsburgh defeated NY Islanders 4-2
 Series "B" – Ottawa defeated Montreal 4-1
 Series "C" – NY Rangers defeated Washington 4-3
 Series "D" – Boston defeated Toronto 4-3
 Series "E" – Chicago defeated Minnesota 4-1
 Series "F" – Detroit defeated Anaheim 4-3
 Series "G" – San Jose defeated Vancouver 4-0
 Series "H" – Los Angeles defeated St. Louis 4-2

CONFERENCE SEMIFINALS
 Series "I" – Pittsburgh defeated Ottawa 4-1
 Series "J" – Boston defeated NY Rangers 4-1
 Series "K" – Chicago defeated Detroit 4-3
 Series "L" – Los Angeles defeated San Jose 4-3

CONFERENCE FINALS
 Series "M" – Boston defeated Pittsburgh 4-0
 Series "N" – Chicago defeated Los Angeles 4-1

STANLEY CUP FINALS
 Series "O" – Chicago defeated Boston 4-2

PLAYOFF SCORING LEADERS

PLAYER	TEAM	GP	G	A	PTS	+/-	PIM
DAVID KREJCI	BOSTON	22	9	17	26	13	14
PATRICK KANE	CHICAGO	23	9	10	19	7	8
NATHAN HORTON	BOSTON	22	7	12	19	20	14
MILAN LUCIC	BOSTON	22	7	12	19	12	14
BRYAN BICKELL	CHICAGO	23	9	8	17	11	14
PATRICK SHARP	CHICAGO	23	10	6	16	1	8
MARIAN HOSSA	CHICAGO	22	7	9	16	8	2
EVGENI MALKIN	PITTSBURGH	15	4	12	16	2-	26
KRIS LETANG	PITTSBURGH	15	3	13	16	2	8

THREE PLAYERS WITH 15 POINTS

DEFENSEMEN SCORING LEADERS

PLAYER	TEAM	GP	G	A	PTS	+/-	PIM
KRIS LETANG	PITTSBURGH	15	3	13	16	2	8
ZDENO CHARA	BOSTON	22	3	12	15	7	20
SLAVA VOYNOV	LOS ANGELES	18	6	7	13	9	0
DUNCAN KEITH	CHICAGO	22	2	11	13	10	18
PAUL MARTIN	PITTSBURGH	15	2	9	11	5	4

ROOKIE SCORING LEADERS

PLAYER	TEAM	GP	G	A	PTS	+/-	PIM
JEAN-GABRIEL PAGEAU	OTTAWA	10	4	2	6	4	8
TORY KRUG	BOSTON	15	4	2	6	5	0
TYLER TOFFOLI	LOS ANGELES	12	2	4	6	5	0
BRANDON SAAD	CHICAGO	23	1	5	6	1-	4

FOUR PLAYERS WITH FIVE POINTS

INDIVIDUAL LEADERS

GOAL SCORING			ASSISTS			GOALS AGAINST AVG. (420 MINS)				
SHARP	CHI	10	KREJCI	BOS	17	CRAWFORD	CHI	1.84		
FOUR PLAYERS WITH			9	LETANG	PIT	13	QUICK	LA	1.86	
POWER PLAY GOALS			FOUR PLAYERS WITH			12	NIEMI	SJ	1.87	
COUTURE	SJ	5	SHORT HAND GOALS			RASK	BOS	1.88		
BERGERON	BOS	4	DUPUIS	PIT	2	VOKOUN	PIT	2.01		
SIX PLAYERS WITH			3	12 PLAYERS WITH			1	LUNDQVIST	NYR	2.14
POWER PLAY ASSISTS			SHORT HAND ASSISTS			WINS				
LETANG	PIT	7	12 PLAYERS WITH			1	CRAWFORD	CHI	16	
MALKIN	PIT	6	SHORT HAND POINTS			RASK	BOS	14		
FOUR PLAYERS WITH			5	ALFREDSSON	OTT	2	QUICK	LA	9	
POWER PLAY POINTS			MICHALEK			OTT	2	NIEMI	SJ	7
LETANG	PIT	9	DUPUIS	PIT	2	HOWARD			DET	7
PAVELSKI	SJ	8	OVERTIME GOALS			VOKOUN	PIT	6		
COUTURE	SJ	8	BERGERON	BOS	2	SAVE PERCENTAGE (420 MINS)				
GAME WINNING GOALS			SEABROOK	CHI	2	RASK	BOS	.940		
VOYNOV	LA	4	23 PLAYERS WITH			1	QUICK	LA	.934	
THREE PLAYERS WITH			3	PLUS/MINUS			LUNDQVIST	NYR	.934	
SHOTS			HORTON	BOS	20	VOKOUN	PIT	.933		
SHARP	CHI	91	KREJCI	BOS	13	CRAWFORD	CHI	.932		
KANE	CHI	88	TWO PLAYERS WITH			12	NIEMI	SJ	.930	
BERGERON	BOS	71	PENALTY MINUTES			SHUTOUTS				
SHOOTING PCTG. (12 SHOTS)			NEIL	OTT	39	QUICK	LA	3		
ETEM	ANA	25.0	COOKE	PIT	35	RASK	BOS	3		
OKPOSO	NYI	21.4	SHAW	CHI	35	LUNDQVIST	NYR	2		
TURRIS	OTT	20.7				SIX PLAYERS WITH				

***FOLLOW THE DEVILS
ALL-SEASON LONG***



WFAN
SPORTS RADIO
66AM 101.9FM
 — NEW YORK —

SCORING

PLAYER	GP	G	A	PTS	+/-	PIM	PP	SH	GW	OT	S	PCTG
PATRIK ELIAS	162	45	80	125	16	89	21	2	6	0	444	10.1
JOHN MACLEAN	88	31	44	75	5	142	11	2	4	0	266	11.7
SCOTT GOMZ	97	21	65	157	50	7	4	1	0	0	272	7.7
SCOTT NIEDERMAYER	146	17	47	64	19	100	7	2	3	0	282	6.0
SCOTT STEVENS	153	17	45	62	33	186	8	0	6	0	295	5.8
BRIAN RAFALSKI	102	17	43	60	22	37	9	0	4	1	162	10.5
CLAUDE LEMIEUX	82	34	23	57	18	171	5	0	6	0	265	12.8
BOBBY HOLIK	124	20	37	57	6	107	5	0	5	0	304	6.6
PETR SYKORA	81	24	27	51	25	34	4	2	6	0	173	19.3
JAMIE LANGENBRUNNER	68	18	32	50	11	59	3	0	6	2	177	10.2
ZACH PARISE	61	21	22	43	7	18	7	1	3	0	222	9.5
RANDY MCKAY	116	20	22	42	9	80	5	0	4	2	158	12.7
BRUCE DRIVER	82	10	32	42	16	58	7	1	0	0	175	5.7
JOHN MADDEN	112	20	21	41	3	24	2	4	4	1	289	6.9
JASON ARNOTT	58	18	23	41	13	38	9	0	1	1	116	15.5
BRIAN GIONTA	67	19	21	40	4	18	5	2	5	0	187	10.2
STEPHANE RICHER	54	16	24	40	1	10	7	1	4	2	164	9.8
SERGEI BRYLIN	109	15	19	34	2	32	3	0	3	0	150	10.0
JAY PANDOLFO	131	11	22	33	7	12	0	1	2	0	152	7.2
TRAVIS ZAJAC	52	10	16	26	1	20	1	0	3	2	93	10.8
ILYA KOVALCHUK	28	10	15	25	7	12	6	0	0	0	89	11.2
PETER STASTNY	25	9	15	24	2	27	2	0	3	0	31	29.0
PATRIK SUNDBSTROM	26	8	16	24	8	16	3	0	1	0	49	16.3
ALEXANDER MOGILNY	48	9	14	23	4	12	3	0	3	0	131	6.9
BILL GUERIN	56	11	11	22	2	91	2	0	2	0	103	10.7
TOMMY ALBELIN	77	7	15	22	10	22	2	0	2	0	77	9.1
KEN DANNEYKO	175	5	17	22	19	296	0	0	1	0	101	5.0
BRENDAN SHANAHAN	32	9	11	20	2	78	4	0	1	0	72	12.5
VALERI ZELEPUKIN	55	10	9	19	4	30	2	0	2	0	80	12.5
NEAL BROTEN	20	7	12	19	13	6	1	0	4	1	47	14.9
MARK JOHNSON	20	10	8	18	3	4	5	0	1	0	31	32.3
KIRK MULLER	33	5	13	18	15	58	0	0	0	0	63	7.9
BOB CARPENTER	60	4	13	17	1	30	1	0	0	0	85	4.7
AARON BROEN	30	5	11	16	9	20	3	0	1	0	46	10.9
SHAWN CHAMBERS	20	5	11	16	0	8	3	0	0	0	53	9.4
TOM CHORSKE	45	5	16	14	4	16	4	0	0	0	70	7.1
PAUL MARTIN	42	4	14	16	11	16	2	0	0	0	48	4.2
COLIN WHITE	111	2	14	16	7	125	0	0	1	0	87	2.3
BRIAN ROLSTON	41	11	4	15	8	18	5	0	0	0	116	9.5
TOM KURVERS	19	6	9	15	5	38	3	0	1	0	55	10.9
BRYCE SALVADOR	38	5	10	15	7	38	0	1	1	0	36	13.9
JEFF FRIESE	29	10	4	14	8	10	1	0	4	0	57	17.5
DAVID CLARKSON	44	5	9	14	3	79	1	0	4	0	62	8.1
ADAM HENRIQUE	24	5	8	13	12	11	0	0	3	2	40	12.5
BERNIE NICHOLLS	21	4	9	13	2	34	2	1	0	0	40	10.0
DAINIUS ZUBRUS	41	4	9	13	5	44	1	0	2	0	73	5.5
MARTIN BRODEUR	205	1	12	13	-	34	0	0	0	0	2	50.0
PAT VERBEEK	20	4	8	12	11	51	2	0	1	0	44	9.1
DOUG BROWN	32	7	4	11	3	10	0	2	1	1	50	14.0
DOUG GILMOUR	16	5	6	11	2	18	1	0	1	0	33	15.2
JIM DOWD	41	4	7	11	2	20	0	0	1	0	46	8.7
CLAUDE LOISELLE	20	4	6	10	0	52	0	2	0	0	32	15.5
JOE NIEUWENDYK	22	3	7	10	4	4	1	0	0	0	32	9.4
GRANT MARSHALL	31	6	3	9	3	16	2	0	1	1	51	11.8
PAT CONACHER	36	4	5	9	3	30	0	2	1	0	28	14.3
SERGEI NEMCHINOV	53	4	5	9	3	6	1	0	0	0	38	10.5
LYLE ODELEIN	23	3	6	9	2	50	2	0	1	0	46	6.5
ERIC WEINRICH	20	2	7	9	3	27	1	0	0	0	27	7.4
ALEXEI KASATONOV	24	2	7	9	0	34	0	0	0	0	34	5.9
ALEXEI PONIKAROVSKY	24	1	8	9	8	12	0	0	1	1	26	3.8
MAREK ZIDLIK	24	1	8	9	2	22	0	0	0	0	43	2.3
ZDENO CIGER	13	2	6	8	1	4	0	0	1	0	28	7.1
JON MORRIS	11	1	7	8	3	25	1	0	0	0	9	11.1
VIACHESLAV FETISOV	38	1	7	8	7	47	0	0	0	0	37	2.7
RYAN CARTER	23	5	2	7	4	32	0	0	2	0	21	23.8
STEPHEN GIONTA	24	3	4	7	4	4	0	0	0	0	25	12.0
ANDY GREENE	45	3	4	7	4	16	1	0	1	0	49	6.1
CRAIG WOLANIN	18	2	5	7	2	51	1	0	0	0	16	12.5
STEVE BERNIER	24	2	5	7	3	27	0	0	0	0	22	9.1
JOE CIRELLI	43	2	6	7	3	49	0	0	0	0	27	4.3
TURNER STEVENSON	24	2	6	2	2	50	0	0	1	0	46	4.6
MIKE RUPP	25	1	5	6	4	23	0	0	1	0	12	8.3
KEVIN TODD	8	3	2	5	1	14	1	0	0	0	16	18.0
STEVE THOMAS	16	1	4	5	5	20	0	0	0	0	37	2.7
VLADIMIR MALAKHOV	23	1	4	5	3	18	1	0	0	0	29	3.4
DAVID MALEY	26	3	1	4	4	105	0	0	0	0	16	18.8
KEVIN DEAN	16	2	2	4	4	2	0	0	1	0	18	11.1
MIKE MOTTAU	17	2	2	4	6	0	0	0	0	0	6	33.3
MIKE PELUSO	37	2	2	4	2	72	0	0	1	0	17	11.8
JACK O'CALLAHAN	5	1	3	4	2	6	0	0	0	0	12	8.3
PETER HARROLD	17	0	4	4	2	6	0	0	0	0	22	.0
DAVE ANDREYCHUK	11	3	0	3	2	8	1	0	0	0	29	10.3
LAURIE BOSCHMAN	14	2	1	3	0	24	0	0	1	0	18	11.1

PLAYER	GP	G	A	PTS	+/−	PIM	PP	SH	GW	OT	S	PCTG
BOB CORKUM	12	1	2	3	2-	2	0	0	0	0	11	9.1
DENIS PEDERSON	18	1	2	3	2-	4	0	1	0	0	17	5.9
SEAN O'DONNELL	23	1	2	3	5	41	0	0	0	0	9	11.1
PASCAL RHEAUME	24	1	2	3	2-	13	0	0	0	0	30	3.3
DOUG SULLMAN	9	0	3	3	2-	2	0	0	0	0	8	.0
DAVE ELLETT	10	0	3	3	1-	10	0	0	0	0	15	.0
BRENDAN MORRISON	10	0	3	3	2-	0	0	0	0	0	14	.0
OLEG TVERDOVSKY	15	0	3	3	4-	0	0	0	0	0	5	.0
MARK FAYNE	24	0	3	3	5	6	0	0	0	0	30	.0
JAN HRDINA	5	2	0	2	0	2	0	0	0	0	7	28.6
ALEXANDER SEMAK	8	1	1	2	5-	0	0	0	0	0	13	7.7
CLAUDE VILGRAIN	11	1	1	2	1-	17	0	0	0	0	9	11.1
ANTON VOLCHENKOV	24	1	1	2	7	10	0	0	0	0	16	6.3
JANNE OJANEN	3	0	2	2	2-	0	0	0	0	0	0	.0
SHELDON SOURAY	5	0	2	2	1	2	0	0	0	0	1	.0
JEFF MADILL	7	0	2	2	0	8	0	0	0	0	13	.0
DAVID HALE	9	0	2	2	0	12	0	0	0	0	3	.0
JIM KORN	9	0	2	2	2	71	0	0	0	0	2	.0
JOHNNY ODUYA	18	0	2	2	0	14	0	0	0	0	14	.0
ERIK RASMUSSEN	25	0	2	2	1-	24	0	0	0	0	12	.0
RANDY VELISCHKE	25	0	2	2	12-	24	0	0	0	0	12	.0
BEN HANKINSON	2	1	0	1	1	4	0	0	0	0	3	33.3
ANDERS CARLSSON	3	1	0	1	1	2	0	0	0	0	2	50.0
DAVE BARR	3	1	0	1	2-	6	0	0	0	0	4	25.0
ADAM LARSSON	5	1	0	1	3	4	0	0	0	0	3	33.3
KEN KLEE	6	1	0	1	1-	6	0	0	0	0	2	50.0
COREY MILLEN	7	1	0	1	0	2	0	0	1	0	7	14.3
ANDY BRICKLEY	4	0	1	1	0	4	0	0	0	0	5	.0
ANDREAS SALOMONSSON	4	0	1	1	1	0	0	0	0	0	5	.0
ARRON ASHAM	5	0	1	1	1	2	0	0	0	0	3	.0
JACOB JOSEFSON	6	0	1	1	1	0	0	0	0	0	8	.0
NICLAS HAVELID	7	0	1	1	0	2	0	0	0	0	3	.0
PERRY ANDERSON	14	0	1	1	3-	123	0	0	0	0	5	.0
BRAD LUKOWICH	20	0	1	1	2	6	0	0	0	0	10	.0
SEAN BROWN	1	0	0	0	1-	2	0	0	0	0	0	.0
STEVE BRULE	1	0	0	0	0	0	0	0	0	0	0	.0
SCOTT CLEMMENSEN	1	0	0	0	-	0	0	0	0	0	0	.0
DANTON COLE	1	0	0	0	1-	0	0	0	0	0	1	.0
SCOTT DANIELS	1	0	0	0	0	0	0	0	0	0	0	.0
MARK FRASER	1	0	0	0	1-	0	0	0	0	0	0	.0
IGOR LARIONOV	1	0	0	0	1-	0	0	0	0	0	0	.0
TIM SESTITO	1	0	0	0	0	0	0	0	0	0	0	.0
SYLVAIN TURGEON	1	0	0	0	1-	0	0	0	0	0	3	.0
JOHAN HEDBERG	1	0	0	0	-	0	0	0	0	0	0	.0
CRAIG BILLINGTON	2	0	0	0	-	0	0	0	0	0	0	.0
MATTHEW CORRENTE	2	0	0	0	0	2	0	0	0	0	3	.0
VALERI KAMENSKY	2	0	0	0	-	0	0	0	0	0	2	.0
COREY SCHWAB	2	0	0	0	-	0	0	0	0	0	0	.0
PETER ZEDEL	2	0	0	0	0	10	0	0	0	0	4	.0
CHRISTIAN BERGLUND	3	0	0	0	0	2	0	0	0	0	6	.0
TROY CROWDER	3	0	0	0	2-	22	0	0	0	0	2	.0
ROD PELLEY	3	0	0	0	0	2	0	0	0	0	3	.0
HENRIK TALLINDER	3	0	0	0	1-	0	0	0	0	0	3	.0
VITALY VISHNEVSKI	3	0	0	0	3	2	0	0	0	0	1	.0
RAY GIROUX	4	0	0	0	1	0	0	0	0	0	3	.0
LEE NORWOOD	4	0	0	0	0	18	0	0	0	0	4	.0
VADIM SHARIFJANOV	4	0	0	0	0	0	0	0	0	0	3	.0
MARTIN SKOULA	4	0	0	0	0	0	0	0	0	0	2	.0
DOUG BODGER	5	0	0	0	5-	0	0	0	0	0	8	.0
BOB BROOKE	5	0	0	0	0	14	0	0	0	0	2	.0
VIKTOR KOZLOV	5	0	0	0	2-	0	0	0	0	0	6	.0
P.L. LETOURNEAU-LEBLOND	5	0	0	0	0	10	0	0	0	0	0	.0
DEAN McAMMOND	5	0	0	0	1-	4	0	0	0	0	5	.0
ROB NIEDERMAYER	5	0	0	0	1-	6	0	0	0	0	3	.0
BOB SAUVE	5	0	0	0	-	0	0	0	0	0	0	.0
REID SIMPSON	5	0	0	0	1-	29	0	0	0	0	0	.0
RICHARD SMEHLIK	5	0	0	0	2-	2	0	0	0	0	2	.0
BRAD BOMBARDIR	6	0	0	0	0	0	0	0	0	0	2	.0
JASON SMITH	6	0	0	0	1-	7	0	0	0	0	2	.0
KEN SUTTON	6	0	0	0	1	13	0	0	0	0	7	.0
JIRI BICEK	7	0	0	0	3-	0	0	0	0	0	6	.0
KRZYSZTOF OLIWA	7	0	0	0	0	25	0	0	0	0	5	.0
JAMIE HUSCROFT	8	0	0	0	0	22	0	0	0	0	1	.0
JASON WIEMER	8	0	0	0	0	16	0	0	0	0	2	.0
CAM JANSSEN	9	0	0	0	0	26	0	0	0	0	3	.0
STEVE KELLY	10	0	0	0	1-	4	0	0	0	0	5	.0
RICHARD MATVICHUK	16	0	0	0	1	14	0	0	0	0	1	.0
SEAN BURKE	19	0	0	0	-	16	0	0	0	0	0	.0
JIM MCKENZIE	22	0	0	0	1-	18	0	0	0	0	6	.0
CHRIS TERRERI	27	0	0	0	-	16	0	0	0	0	0	.0

GOALTENDER	GPI	MINS	AVG	W	L	EN	SO	GA	SA	SV%	G	A	PIM
COREY SCHWAB	2	28	0.00	0	0	0	0	0	8	1,000	0	0	0
SCOTT CLEMMENSEN	1	7	0.00	0	0	0	0	0	7	1,000	0	0	0
JOHAN HEDBERG	1	36	1.67	0	1	0	0	1	14	929	0	0	0
MARTIN BRODERER	205	12719	2.02	113	91	17	24	428	5258	919	1	12	34
BOB SAUVE	5	238	3.28	2	12	0	0	13	118	890	0	0	0
CHRIS TETTER	27	1479	3.37	12	12	3	0	85	751	889	0	0	0
SEAN BURKE	19	1126	3.46	9	10	1	1	65	572	886	0	0	16
CRAIG BILLINGTON	2	78	3.84	0	1	0	0	5	39	871	0	0	0

1988 PATRICK DIVISION SEMIFINALS

DATE	GAME#	RES	SCORE	LOCATION	GOALTENDERS*	WINNING GOAL
04/06/88	1	Lo	3-4	@ NY Islanders	BURKE/Hrudey	LaFontaine
04/07/88	2	W	3-2	@ NY Islanders	SAUVE/Hrudey	JOHNSON
04/09/88	3	W	3-0	@ DEVILS	BURKE/Hrudey	DANEYKO
04/10/88	4	Lo	4-5	@ DEVILS	BURKE/Hrudey	Sutter
04/12/88	5	W	4-2	@ NY Islanders	BURKE/Hrudey	CONACHER
04/14/88	6	W	6-5	@ DEVILS	BURKE/Hrudey	SUNDSTROM

Leading scorers: Devils, MacLean 4g-7a-11pts; NY Islanders, LaFontaine 4g-5a-9pts.

1988 PATRICK DIVISION FINALS

DATE	GAME#	RES	SCORE	LOCATION	GOALTENDERS*	WINNING GOAL
04/18/88	1	L	1-3	@ Washington	BURKE/Peeters	Murphy
04/20/88	2	W	5-2	@ Washington	BURKE/Peeters	BROTEN, A.
04/22/88	3	W	10-4	@ DEVILS	BURKE/Peeters	CARLSSON
04/24/88	4	L	1-4	@ DEVILS	BURKE/Peeters	Sundstrom (Wsh.)
04/26/88	5	W	3-1	@ Washington	SAUVE/Malarchuk	KURVERS
04/28/88	6	L	2-7	@ DEVILS	BURKE/Peeters	Leach
04/30/88	7	W	3-2	@ Washington	BURKE/Peeters	MacLEAN

Leading scorers: Devils, Sundstrom 4g-6a-10pts; Washington, Murphy 4g-3a-7pts, Stevens 1g-6a-7pts.

1988 WALES CONFERENCE FINALS

DATE	GAME#	RES	SCORE	LOCATION	GOALTENDERS*	WINNING GOAL
05/02/88	1	L	3-5	@ Boston	SAUVE/Lemelin	Bourque
05/04/88	2	Wo	3-2	@ Boston	BURKE/Lemelin	BROWN
05/06/88	3	L	1-6	@ DEVILS	BURKE/Lemelin	Joyce
05/08/88	4	W	3-1	@ DEVILS	BURKE/Lemelin	VERBEEK
05/10/88	5	L	1-7	@ Boston	BURKE/Lemelin	Jannney
05/12/88	6	W	6-3	@ DEVILS	BURKE/Lemelin	MacLEAN
05/14/88	7	L	2-6	@ Boston	BURKE/Lemelin	Middleton

Leading scorers: Devils, Kurvers 3g-4a-7pts; Boston, Linseman 5g-5a-10pts.

1990 PATRICK DIVISION SEMIFINALS

DATE	GAME#	RES	SCORE	LOCATION	GOALTENDERS*	WINNING GOAL
04/05/90	1	Lo	4-5	@ DEVILS	BURKE/Liut	Ciccarelli
04/07/90	2	W	6-5	@ DEVILS	TERRERI/Beaupre	STASTNY
04/09/90	3	W	2-1	@ Washington	TERRERI/Liut	SHANAHAN
04/11/90	4	L	1-3	@ Washington	BURKE/Beaupre	Druce
04/13/90	5	L	3-4	@ DEVILS	TERRERI/Beaupre	Courttnall
04/15/90	6	L	2-3	@ Washington	TERRERI/Beaupre	Druce

Leading scorers: Devils, Shanahan 3g-3a-6pts, Driver 1g-5a-6pts; Washington, Ciccarelli 8g-3a-11pts.

1991 PATRICK DIVISION SEMIFINALS

DATE	GAME#	RES	SCORE	LOCATION	GOALTENDERS*	WINNING GOAL
04/03/91	1	W	3-1	@ Pittsburgh	TERRERI/Barrasso	STASTNY
04/05/91	2	Lo	4-5	@ Pittsburgh	TERRERI/Barrasso	Jagr
04/07/91	3	L	3-4	@ DEVILS	TERRERI/Barrasso	Recchi
04/09/91	4	W	4-1	@ DEVILS	TERRERI/Barrasso	STASTNY
04/11/91	5	W	4-2	@ Pittsburgh	TERRERI/Barrasso	LEMIEUX
04/13/91	6	L	3-4	@ DEVILS	TERRERI/Pietran.	Francis
04/15/91	7	L	0-4	@ Pittsburgh	TERRERI/Pietran.	Hrdina

Leading scorers: Devils, MacLean 5g-3a-8pts, Shanahan 3g-5a-8pts; Pittsburgh, Recchi 2g-9a-11pts.

1992 PATRICK DIVISION SEMIFINALS

DATE	GAME#	RES	SCORE	LOCATION	GOALTENDERS*	WINNING GOAL
04/19/92	1	L	1-2	@ NY Rangers	TERRERI/Vanbies.	Gartner
04/21/92	2	W	7-3	@ NY Rangers	TERRERI/Vanbies.	BOSCHMAN
04/23/92	3	W	3-1	@ DEVILS	TERRERI/Richter	STEVENS
04/25/92	4	L	0-3	@ DEVILS	TERRERI/Richter	Erixon
04/27/92	5	L	5-8	@ NY Rangers	BRODEUR/Richter	King
04/29/92	6	W	5-3	@ DEVILS	TERRERI/Richter	CIGER
05/01/92	7	L	4-8	@ NY Rangers	TERRERI/Vanbies.	Graves

Leading scorers: Devils, Stastny 3g-7a-10pts; NY Rangers, Messier, 5g-6a-11pts.

1993 PATRICK DIVISION SEMIFINALS

DATE	GAME#	RES	SCORE	LOCATION	GOALTENDERS*	WINNING GOAL
04/18/93	1	L	3-6	@ Pittsburgh	TERRERI/Barrasso	Francis
04/20/93	2	L	0-7	@ Pittsburgh	TERRERI/Barrasso	McEachern
04/22/93	3	L	3-4	@ DEVILS	BILLINGTON/Barras.	Murphy
04/25/93	4	W	4-1	@ DEVILS	TERRERI/Barrasso	ALBELIN
04/26/93	5	L	3-5	@ Pittsburgh	TERRERI/Barrasso	Daniels

Leading scorers: Devils, Richer 2g-2a-4pts, Stevens 2g-2a-4pts, Driver 1g-3a-4pts; Pittsburgh, Lemieux 5g-4a-9pts.

1994 EASTERN CONFERENCE QUARTERFINALS

DATE	GAME#	RES	SCORE	LOCATION	GOALTENDERS*	WINNING GOAL
04/17/94	1	L	0-2	@ DEVILS	BRODEUR/Hasek	Simon
04/19/94	2	W	2-1	@ DEVILS	BRODEUR/Hasek	STEVENS
04/21/94	3	W	2-1	@ Buffalo	BRODEUR/Hasek	ALBELIN
04/23/94	4	L	3-5	@ Buffalo	BRODEUR/Hasek	Presley
04/25/94	5	W	5-3	@ DEVILS	BRODEUR/Hasek	LEMIEUX
04/27/94	6	Lo	0-1	@ Buffalo	BRODEUR/Hasek	Hannan
04/29/94	7	W	2-1	@ DEVILS	BRODEUR/Hasek	LEMIEUX

Leading scorers: Devils, Lemieux 4g-2a-6pts, MacLean 3g-3a-6pts, Stevens 1g-5a-6pts; Buffalo, Hawerchuk 0g-7a-7pts.

1994 EASTERN CONFERENCE SEMIFINALS

DATE	GAME#	RES	SCORE	LOCATION	GOALTENDERS*	WINNING GOAL
05/01/94	1	L	1-2	@ DEVILS	BRODEUR/Casey	Shaw
05/03/94	2	Lo	5-6	@ DEVILS	BRODEUR/Casey	Sweeney
05/05/94	3	W	4-2	@ Boston	TERRERI/Casey	CHORSKE
05/07/94	4	Wo	5-4	@ Boston	TERRERI/Casey	RICHER
05/09/94	5	W	2-0	@ DEVILS	BRODEUR/Casey	MILLEN
05/11/94	6	W	5-3	@ Boston	TERRERI/Casey	MacLEAN

Leading scorers: Devils, Lemieux 1g-6a-7pts; Boston, Oates, 0g-7a-7pts.

1994 EASTERN CONFERENCE FINALS

DATE	GAME#	RES	SCORE	LOCATION	GOALTENDERS*	WINNING GOAL
05/15/94	1	Wo	4-3	@ NY Rangers	BRODEUR/Richter	RICHER
05/17/94	2	L	0-4	@ NY Rangers	BRODEUR/Richter	Messier
05/19/94	3	Lo	2-3	@ DEVILS	BRODEUR/Richter	Matteau
05/21/94	4	W	3-1	@ DEVILS	BRODEUR/Richter	GUERIN
05/23/94	5	W	4-1	@ NY Rangers	BRODEUR/Richter	PELUSO
05/25/94	6	L	2-4	@ DEVILS	BRODEUR/Richter	Messier
05/27/94	7	Lo	1-2	@ NY Rangers	BRODEUR/Richter	Matteau

Leading scorers: Devils, Nicholls 2g-3a-5pts, Lemieux 2g-3a-5pts; NY Rangers, Messier 4g-7a-11pts.

1995 EASTERN CONFERENCE QUARTERFINALS

DATE	GAME#	RES	SCORE	LOCATION	GOALTENDERS*	WINNING GOAL
05/07/95	1	W	5-0	@ Boston	BRODEUR/Lacher	RICHER
05/08/95	2	W	3-0	@ Boston	BRODEUR/Lacher	RICHER
05/10/95	3	L	2-3	@ DEVILS	BRODEUR/Lacher	Neely
05/12/95	4	Wo	1-0	@ DEVILS	BRODEUR/Lacher	McKAY
05/14/95	5	W	3-2	@ Boston	BRODEUR/Lacher	ZELEPUKIN

Leading scorers: Devils, Richer 2g-6a-8pts; Boston, Bourque 0g-3a-3pts.

1995 EASTERN CONFERENCE SEMIFINALS

DATE	GAME#	RES	SCORE	LOCATION	GOALTENDERS*	WINNING GOAL
05/20/95	1	L	2-3	@ Pittsburgh	BRODEUR/Wregget	Robitaille
05/22/95	2	W	4-2	@ Pittsburgh	BRODEUR/Wregget	STEVENS
05/24/95	3	W	5-1	@ DEVILS	BRODEUR/Wregget	HOLIK
05/26/95	4	Wo	2-1	@ DEVILS	BRODEUR/Wregget	BROTEN, N.
05/28/95	5	W	4-1	@ Pittsburgh	BRODEUR/Wregget	LEMIEUX

Leading scorers: Devils, Lemieux 6g-1a-7pts; Pittsburgh, Francis 3g-2a-5pts, Murphy 0g-5a-5pts.

1995 EASTERN CONFERENCE FINALS

DATE	GAME#	RES	SCORE	LOCATION	GOALTENDERS*	WINNING GOAL
06/03/95	1	W	4-1	@ Philadelphia	BRODEUR/Hextall	NIEDERMAYER
06/05/95	2	W	5-2	@ Philadelphia	BRODEUR/Hextall	BROTEN, N.
06/07/95	3	Lo	2-3	@ DEVILS	BRODEUR/Hextall	Lindros
06/10/95	4	L	2-4	@ DEVILS	BRODEUR/Hextall	Brind'Amour
06/11/95	5	W	3-2	@ Philadelphia	BRODEUR/Hextall	LEMIEUX
06/13/95	6	W	4-2	@ DEVILS	BRODEUR/Hextall	McKAY

Leading scorers: Devils, McKay 4g-3a-7pts; Philadelphia, Lindros 2g-3a-5pts.

1995 STANLEY CUP FINALS

DATE	GAME#	RES	SCORE	LOCATION	GOALTENDERS*	WINNING GOAL
06/17/95	1	W	2-1	@ Detroit	BRODEUR/Vernon	LEMIEUX
06/20/95	2	W	4-2	@ Detroit	BRODEUR/Vernon	DOWD
06/22/95	3	W	5-2	@ DEVILS	BRODEUR/Vernon	BROTEN, N.
06/24/95	4	W	5-2	@ DEVILS	BRODEUR/Vernon	BROTEN, N.

Leading scorers: Devils, Broten 3g-3a-6pts; Detroit, Fedorov 3g-2a-5pts.

1997 EASTERN CONFERENCE QUARTERFINALS

DATE	GAME#	RES	SCORE	LOCATION	GOALTENDERS*	WINNING GOAL
04/17/97	1	W	5-2	@ DEVILS	BRODEUR/Thibault	GUERIN
04/19/97	2	W	4-1	@ DEVILS	BRODEUR/Thibault	MacLEAN
04/22/97	3	W	6-4	@ Montreal	BRODEUR/Thibault	ZELEPUKIN
04/24/97	4	Lo	3-4	@ Montreal	BRODEUR/Theodore	Brisebois*
04/26/97	5	W	4-0	@ DEVILS	BRODEUR/Theodore	DEAN

Leading scorers: Devils, MacLean 3g-5a-8pts; Montreal, Recchi 4g-2a-6pts.

1997 EASTERN CONFERENCE SEMIFINALS

DATE	GAME#	RES	SCORE	LOCATION	GOALTENDERS*	WINNING GOAL
05/02/97	1	W	2-0	@ DEVILS	BRODEUR/Richter	NIEDERMAYER
05/04/97	2	L	0-2	@ DEVILS	BRODEUR/Richter	Leetch
05/06/97	3	L	2-3	@ NY Rangers	BRODEUR/Richter	Tikkanen
05/08/97	4	L	0-3	@ NY Rangers	BRODEUR/Richter	Graves
05/11/97	5	Lo	1-2	@ DEVILS	BRODEUR/Richter	Graves

Leading scorers: Devils, Niedermayer 1g-1a-2pts, Rolston 1g-1a-2pts; NY Rangers, Gretzky 2g-3a-5pts.

1998 EASTERN CONFERENCE QUARTERFINALS

DATE	GAME#	RES	SCORE	LOCATION	GOALTENDERS*	WINNING GOAL
04/22/98	1	Lo	1-2	@ DEVILS	BRODEUR/Rhodes	Gardiner
04/24/98	2	W	3-1	@ DEVILS	BRODEUR/Rhodes	GILMOUR
04/26/98	3	Lo	1-2	@ Ottawa	BRODEUR/Rhodes	Yashin
04/28/98	4	L	3-4	@ Ottawa	BRODEUR/Rhodes	Alfredsson
04/30/98	5	W	3-1	@ DEVILS	BRODEUR/Rhodes	ODELEIN
05/02/98	6	L	1-3	@ Ottawa	BRODEUR/Rhodes	Laukkanen

Leading scorers: Devils, Gilmour 5g-2a-7pts; Ottawa, Yashin 3g-2a-5pts.

1999 EASTERN CONFERENCE QUARTERFINALS

DATE	GAME#	RES	SCORE	LOCATION	GOALTENDERS*	WINNING GOAL
04/22/99	1	W	3-1	@ DEVILS	BRODEUR/Barrasso	SYKORA
04/24/99	2	L	1-4	@ DEVILS	BRODEUR/Barrasso	Andrusak
04/25/99	3	L	2-4	@ Pittsburgh	BRODEUR/Barrasso	Kovalev
04/27/99	4	W	4-2	@ Pittsburgh	BRODEUR/Barrasso	BRYLIN
04/30/99	5	W	4-3	@ DEVILS	BRODEUR/Barrasso	McKAY
05/02/99	6	Lo	2-3	@ Pittsburgh	BRODEUR/Barrasso	Jagr
05/04/99	7	L	2-4	@ DEVILS	BRODEUR/Barrasso	Hrdina

Leading scorers: Devils, Holik 0g-7a-7pts; Pittsburgh, Straka 6g-5a-11pts.

2000 EASTERN CONFERENCE QUARTERFINALS

DATE	GAME#	RES	SCORE	LOCATION	GOALTENDERS*	WINNING GOAL
04/13/00	1	W	4-3	@ DEVILS	BRODEUR/Vernon	GOMEZ
04/16/00	2	W	2-1	@ DEVILS	BRODEUR/Vernon	STEVENS
04/18/00	3	W	2-1	@ Florida	BRODEUR/Vernon	RAFALSKI
04/20/00	4	W	4-1	@ Florida	BRODEUR/Vernon	NIEDERMAYER

Leading scorers: Devils, Stevens, 2g-2a-4pts, Elias, 1g-3a-4pts; Florida, Bure 1g-3a-4pts.

2000 EASTERN CONFERENCE SEMIFINALS

DATE	GAME#	RES	SCORE	LOCATION	GOALTENDERS*	WINNING GOAL
04/27/00	1	L	1-2	@ Toronto	BRODEUR/Joseph	Tucker
04/29/00	2	W	1-0	@ Toronto	BRODEUR/Joseph	WHITE
05/01/00	3	W	5-1	@ DEVILS	BRODEUR/Joseph	GOMEZ
05/03/00	4	L	2-3	@ DEVILS	BRODEUR/Joseph	Kaberle
05/06/00	5	W	4-3	@ Toronto	BRODEUR/Joseph	MADDEN
05/08/00	6	W	3-0	@ DEVILS	BRODEUR/Joseph	SYKORA

Leading scorers: Devils, Elias 2g-4a-6pts; Toronto, Tucker 2g-1a-3pts, Berezin, 1g-2a-3pts, Korolev, 0g-3a-3pts.

2000 EASTERN CONFERENCE FINALS

DATE	GAME#	RES	SCORE	LOCATION	GOALTENDERS*	WINNING GOAL
05/14/00	1	W	4-1	@ Philadelphia	BRODEUR/Boucher	SYKORA
05/16/00	2	L	3-4	@ Philadelphia	BRODEUR/Boucher	Langkow
05/18/00	3	L	2-4	@ DEVILS	BRODEUR/Boucher	Tocchet
05/20/00	4	L	1-3	@ DEVILS	BRODEUR/Boucher	Berube
05/22/00	5	W	4-1	@ Philadelphia	BRODEUR/Boucher	HOLIK
05/24/00	6	W	2-1	@ DEVILS	BRODEUR/Boucher	MOGILNY
05/26/00	7	W	2-1	@ Philadelphia	BRODEUR/Boucher	ELIAS

Leading scorers: Devils, Arnott 2g-5a-7pts; Philadelphia, Tocchet 4g-2a-6pts, Recchi, 3g-3a-6pts.

2000 STANLEY CUP FINALS

DATE	GAME#	RES	SCORE	LOCATION	GOALTENDERS*	WINNING GOAL
05/30/00	1	W	7-3	@ DEVILS	BRODEUR/Belfour	STEVENS
06/01/00	2	L	1-2	@ DEVILS	BRODEUR/Belfour	Hull
06/03/00	3	W	2-1	@ Dallas	BRODEUR/Belfour	SYKORA
06/05/00	4	W	3-1	@ Dallas	BRODEUR/Belfour	MADDEN
06/08/00	5	Lo	0-1	@ DEVILS	BRODEUR/Belfour	Modano
06/10/00	6	Wo	2-1	@ Dallas	BRODEUR/Belfour	ARNOTT

Leading scorers: Devils, Arnott 4g-3a-7pts; Dallas, Hull 2g-2a-4pts, Modano 1g-3a-4pts.

2001 EASTERN CONFERENCE QUARTERFINALS

DATE	GAME#	RES	SCORE	LOCATION	GOALTENDERS*	WINNING GOAL
04/12/01	1	W	5-1	@ DEVILS	BRODEUR/Irbe	HOLIK
04/15/01	2	W	2-0	@ DEVILS	BRODEUR/Irbe	MOGILNY
04/17/01	3	W	4-0	@ Carolina	BRODEUR/Irbe	HOLIK
04/18/01	4	Lo	2-3	@ Carolina	BRODEUR/Irbe	Brind'Amour
04/20/01	5	L	2-3	@ DEVILS	BRODEUR/Irbe	O'Neill
04/22/01	6	W	5-1	@ Carolina	BRODEUR/Irbe	BRYLIN

Leading Scorers: Devils, Holik 4g-4a-8pts; Carolina, Kapanen 2g-3a-5pts.

2001 EASTERN CONFERENCE SEMIFINALS

DATE	GAME#	RES	SCORE	LOCATION	GOALTENDERS*	WINNING GOAL
04/26/01	1	L	0-2	@ DEVILS	BRODEUR/Joseph	Antropov
04/28/01	2	Wo	6-5	@ DEVILS	BRODEUR/Joseph	McKAY
05/01/01	3	Wo	3-2	@ Toronto	BRODEUR/Joseph	RAFALSKI
05/03/01	4	L	1-3	@ Toronto	BRODEUR/Joseph	Berezin
05/05/01	5	L	2-3	@ DEVILS	BRODEUR/Joseph	Kaberle
05/07/01	6	W	4-2	@ Toronto	BRODEUR/Joseph	RAFALSKI
05/09/01	7	W	5-1	@ DEVILS	BRODEUR/Joseph	ELIAS

Leading Scorers: Devils, Mogilny 2g-5a-7pts, Gomez 2g-5a-7pts; Toronto, Sundin 4g-5a-9pts.

2001 EASTERN CONFERENCE FINALS

DATE	GAME#	RES	SCORE	LOCATION	GOALTENDERS*	WINNING GOAL
05/12/01	1	W	3-1	@ DEVILS	BRODEUR/Hedberg	SYKORA
05/15/01	2	L	2-4	@ DEVILS	BRODEUR/Hedberg	Corbet
05/17/01	3	W	3-0	@ Pittsburgh	BRODEUR/Hedberg	RAFALSKI
05/19/01	4	W	5-0	@ Pittsburgh	BRODEUR/Hedberg	ELIAS
05/22/01	5	W	4-2	@ DEVILS	BRODEUR/Hedberg	HOLIK

Leading Scorers: Devils, Rafalski 3g-5a-8pts; Pittsburgh, Straka 2g-1a-3pts, Lemieux 0g-3a-3pts.

2001 STANLEY CUP FINALS

DATE	GAME#	RES	SCORE	LOCATION	GOALTENDERS*	WINNING GOAL
05/26/01	1	L	0-5	@ Colorado	BRODEUR/Roy	Sakic
05/29/01	2	W	2-1	@ Colorado	BRODEUR/Roy	STEVENSON
05/31/01	3	L	1-3	@ DEVILS	BRODEUR/Roy	Bourque
06/02/01	4	W	3-2	@ DEVILS	BRODEUR/Roy	SYKORA
06/04/01	5	W	4-1	@ Colorado	BRODEUR/Roy	MOGILNY
06/07/01	6	L	0-4	@ DEVILS	BRODEUR/Roy	Foote
06/09/01	7	L	1-3	@ Colorado	BRODEUR/Roy	Tanguay

Leading Scorers: Devils, Elias 2g-3a-5pts; Colorado, Sakic 4g-5a-9pts.

2002 EASTERN CONFERENCE QUARTERFINALS

DATE	GAME#	RES	SCORE	LOCATION	GOALTENDERS*	WINNING GOAL
04/17/02	1	L	1-2	@ Carolina	BRODEUR/Irbe	Cole
04/19/02	2	Lo	1-2	@ Carolina	BRODEUR/Irbe	Battaglia
04/21/02	3	W	4-0	@ DEVILS	BRODEUR/Irbe	GIONTA
04/23/02	4	W	3-1	@ DEVILS	BRODEUR/Irbe	GIONTA
04/24/02	5	Lo	2-3	@ Carolina	BRODEUR/Weekes	Vasicek
04/27/02	6	L	0-1	@ DEVILS	BRODEUR/Weekes	Francis

Leading Scorers: Devils, Elias 2g-4a-6pts; Carolina, Battaglia 1g-2a-3pts, Francis 1g-2a-3pts, Svoboda 0g-3a-3pts.

2003 EASTERN CONFERENCE QUARTERFINALS

DATE	GAME#	RES	SCORE	LOCATION	GOALTENDERS*	WINNING GOAL
04/09/03	1	W	2-1	@ DEVILS	BRODEUR/Shields	LANGENBRUNNER
04/11/03	2	W	4-2	@ DEVILS	BRODEUR/Shields	LANGENBRUNNER
04/13/03	3	W	3-0	@ Boston	BRODEUR/Hackett	STEVENS
04/15/03	4	L	1-5	@ Boston	BRODEUR/Hackett	McGillis
04/17/03	5	W	3-0	@ DEVILS	BRODEUR/Hackett	MADDEN

Leading Scorers: Devils, Madden 2g-6a-8pts; Boston, McGillis 3g-0a-3pts, Thornton 1g-2a-3pts.

2003 EASTERN CONFERENCE SEMIFINALS

DATE	GAME#	RES	SCORE	LOCATION	GOALTENDERS*	WINNING GOAL
04/24/03	1	W	3-0	@ DEVILS	BRODEUR/Khabibulin	LANGENBRUNNER
04/26/03	2	Wo	3-2	@ DEVILS	BRODEUR/Khabibulin	LANGENBRUNNER
04/28/03	3	L	3-4	@ Tampa Bay	BRODEUR/Khabibulin	Andreychuk
04/30/03	4	W	3-1	@ Tampa Bay	BRODEUR/Khabibulin	ELIAS
05/02/03	5	Wo	2-1	@ DEVILS	BRODEUR/Graham	MARSHALL

Leading Scorers: Devils, Gomez 1g-6a-7pts; Tampa Bay, St. Louis 2g-1a-3pts, Richards 0g-3a-3pts.

2003 EASTERN CONFERENCE FINALS

DATE	GAME#	RES	SCORE	LOCATION	GOALTENDERS*	WINNING GOAL
05/10/03	1	Lo	2-3	@ Ottawa	BRODEUR/Lalime	Van Allen
05/13/03	2	W	4-1	@ Ottawa	BRODEUR/Lalime	FRIESEN
05/15/03	3	W	1-0	@ DEVILS	BRODEUR/Lalime	BRYLIN
05/17/03	4	W	5-2	@ DEVILS	BRODEUR/Lalime	FRIESEN
05/19/03	5	L	1-3	@ Ottawa	BRODEUR/Lalime	Havlat
05/21/03	6	Lo	1-2	@ DEVILS	BRODEUR/Lalime	Phillips
05/23/03	7	W	3-2	@ Ottawa	BRODEUR/Lalime	FRIESEN

Leading Scorers: Devils, Friesen 3g-2a-5pts, Pandolfo 3g-2a-5pts, Niedermayer 0g-5a-5pts; Ottawa, Hossa 0g-4a-4pts.

2003 STANLEY CUP FINALS

DATE	GAME#	RES	SCORE	LOCATION	GOALTENDERS*	WINNING GOAL
05/27/03	1	W	3-0	@ DEVILS	BRODEUR/Giguere	FRIESEN
05/29/03	2	W	3-0	@ DEVILS	BRODEUR/Giguere	ELIAS
05/31/03	3	Lo	2-3	@ Anaheim	BRODEUR/Giguere	Salei
06/02/03	4	Lo	0-1	@ Anaheim	BRODEUR/Giguere	Thomas
06/05/03	5	W	6-3	@ DEVILS	BRODEUR/Giguere	PANDOLFO
06/07/03	6	L	2-5	@ Anaheim	BRODEUR/Giguere	Thomas
06/09/03	7	W	3-0	@ DEVILS	BRODEUR/Giguere	RUPP

Leading Scorers: Devils, Elias 3g-4a-7pts; Anaheim, Sykora 2g-3a-5pts.

2004 EASTERN CONFERENCE QUARTERFINALS

DATE	GAME#	RES	SCORE	LOCATION	GOALTENDERS*	WINNING GOAL
04/08/04	1	L	2-3	@ Philadelphia	BRODEUR/Esche	Primeau
04/10/04	2	L	2-3	@ Philadelphia	BRODEUR/Esche	Timander
04/12/04	3	W	4-2	@ DEVILS	BRODEUR/Esche	ELIAS
04/14/04	4	L	0-3	@ DEVILS	BRODEUR/Esche	Johnsson
04/17/04	5	L	1-3	@ Philadelphia	BRODEUR/Esche	Markov

Leading Scorers: Devils, Gomez 0g-6a-6pts; Philadelphia, Zhamnov 3g-5a-8pts.

2006 EASTERN CONFERENCE QUARTERFINALS

DATE	GAME#	RES	SCORE	LOCATION	GOALTENDERS*	WINNING GOAL
04/22/06	1	W	6-1	@ DEVILS	BRODEUR/Lundqvist	GOMEZ
04/24/06	2	W	4-1	@ DEVILS	BRODEUR/Weekes	GIONTA
04/26/06	3	W	3-0	@ NY Rangers	BRODEUR/Lundqvist	LANGENBRUNNER
04/29/06	4	W	4-2	@ NY Rangers	BRODEUR/Lundqvist	GIONTA

Leading Scorers: Devils, Elias 5g-6a-11pts; NY Rangers, Betts 1g-1a-2pts.

2006 EASTERN CONFERENCE SEMIFINALS

DATE	GAME#	RES	SCORE	LOCATION	GOALTENDERS*	WINNING GOAL
05/06/06	1	L	0-6	@ Carolina	BRODEUR/Ward, C.	Whitney
05/08/06	2	Lo	2-3	@ Carolina	BRODEUR/Ward, C.	Wallin
05/10/06	3	L	2-3	@ DEVILS	BRODEUR/Ward, C.	Brind'Amour
05/13/06	4	W	5-1	@ DEVILS	BRODEUR/Ward, C.	PANDOLFO
05/14/06	5	L	1-4	@ Carolina	BRODEUR/Ward, C.	Stillman

Leading Scorers: Devils, Elias 1g-4a-5pts, Langenbrunner 1g-4a-5pts, Rafalski 0g-5a-5pts; Carolina, Staal 3g-4a-7pts.

2007 EASTERN CONFERENCE QUARTERFINALS

DATE	GAME#	RES	SCORE	LOCATION	GOALTENDERS*	WINNING GOAL
04/12/07	1	W	5-3	@ DEVILS	BRODEUR/Holmqvist	PARISE
04/14/07	2	L	2-3	@ DEVILS	BRODEUR/Holmqvist	Lecavalier
04/16/07	3	L	2-3	@ Tampa Bay	BRODEUR/Holmqvist	Prospal
04/18/07	4	Wo	4-3	@ Tampa Bay	BRODEUR/Holmqvist	GOMEZ
04/20/07	5	W	3-0	@ DEVILS	BRODEUR/Holmqvist	GREENE
04/22/07	6	W	3-2	@ Tampa Bay	BRODEUR/Holmqvist	GIONTA

Leading Scorers: Devils, Gomez 2g-7a-9pts; Tampa Bay, Richards 3g-5a-8pts, St. Louis 3g-5a-8pts.

2007 EASTERN CONFERENCE SEMIFINALS

DATE	GAME#	RES	SCORE	LOCATION	GOALTENDERS*	WINNING GOAL
04/26/07	1	L	4-5	@ DEVILS	BRODEUR/Emery	Redden
04/28/07	2	Wo	3-2	@ DEVILS	BRODEUR/Emery	LANGENBRUNNER
04/30/07	3	L	0-2	@ Ottawa	BRODEUR/Emery	Preissing
05/02/07	4	L	2-3	@ Ottawa	BRODEUR/Emery	Fisher
05/05/07	5	L	2-3	@ DEVILS	BRODEUR/Emery	Alfredsson

Leading Scorers: Devils, Gomez 2g-3a-5pts; Ottawa, Heatley 3g-7a-10pts.

2008 EASTERN CONFERENCE QUARTERFINALS

DATE	GAME#	RES	SCORE	LOCATION	GOALTENDERS*	WINNING GOAL
04/09/08	1	L	1-4	@ DEVILS	BRODEUR/Lundqvist	Callahan
04/11/08	2	L	1-2	@ DEVILS	BRODEUR/Lundqvist	Avery
04/13/08	3	Wo	4-3	@ NY Rangers	BRODEUR/Lundqvist	MADDEN
04/16/08	4	L	3-5	@ NY Rangers	BRODEUR/Lundqvist	Staal
04/18/08	5	L	3-5	@ DEVILS	BRODEUR/Lundqvist	Drury

Leading Scorers: Devils, Elias 4g-2a-6pts; NY Rangers, Jagr 2g-6a-8pts.

2009 EASTERN CONFERENCE QUARTERFINALS

DATE	GAME#	RES	SCORE	LOCATION	GOALTENDERS*	WINNING GOAL
04/15/09	1	W	4-1	@ DEVILS	BRODEUR/Ward	PARISE
04/17/09	2	Lo	1-2	@ DEVILS	BRODEUR/Ward	Gleason
04/19/09	3	Wo	3-2	@ Carolina	BRODEUR/Ward	ZAJAC
04/21/09	4	L	3-4	@ Carolina	BRODEUR/Ward	Jokinen
04/23/09	5	W	1-0	@ DEVILS	BRODEUR/Ward	CLARKSON
04/26/09	6	L	0-4	@ Carolina	BRODEUR/Ward	Whitney
04/28/09	7	L	3-4	@ DEVILS	BRODEUR/Ward	Staal

Leading Scorers: Devils, Parise 3g-3a-6pts; Carolina, Staal 5g-2a-7pts.

2010 EASTERN CONFERENCE QUARTERFINALS

DATE	GAME#	RES	SCORE	LOCATION	GOALTENDERS*	WINNING GOAL
04/14/10	1	L	1-2	@ DEVILS	BRODEUR/Boucher	Richards
04/16/10	2	W	3-5	@ DEVILS	BRODEUR/Boucher	ZUBRUS
04/18/10	3	Lo	2-3	@ Philadelphia	BRODEUR/Boucher	Carrillo
04/20/10	4	L	1-4	@ Philadelphia	BRODEUR/Boucher	Briere
04/22/10	5	L	0-3	@ DEVILS	BRODEUR/Boucher	Briere

Leading Scorers: Devils, Kovalchuk 2g-4a-6pts; Philadelphia, Richards 2g-6a-8pts.

2012 EASTERN CONFERENCE QUARTERFINALS

DATE	GAME#	RES	SCORE	LOCATION	GOALTENDERS*	WINNING GOAL
04/13/12	1	W	3-2	@ Florida	BRODEUR/Theodore	CARTER
04/15/12	2	L	2-4	@ Florida	BRODEUR/Theodore	Goc
04/17/12	3	L	3-4	@ DEVILS	HEDBERG/Clemmensen	Campbell
04/19/12	4	W	4-0	@ DEVILS	BRODEUR/Clemmensen	PARISE
04/21/12	5	L	0-3	@ Florida	BRODEUR/Theodore	Versteeg
04/24/12	6	Wo	3-2	@ DEVILS	BRODEUR/Clemmensen	ZAJAC
04/26/12	7	Wo	3-2	@ Florida	BRODEUR/Theodore	HENRIQUE

Leading Scorers: Devils, Zajac 3g-3a-6pts; Florida, Bergenheim 3g-3a-6pts.

2012 EASTERN CONFERENCE SEMIFINALS

DATE	GAME#	RES	SCORE	LOCATION	GOALTENDERS*	WINNING GOAL
04/29/12	1	Lo	3-4	@ Philadelphia	BRODEUR/Bryzgalov	Briere
05/01/12	2	W	4-1	@ Philadelphia	BRODEUR/Bryzgalov	CLARKSON
05/03/12	3	Wo	4-3	@ DEVILS	BRODEUR/Bryzgalov	PONIKAROVSKY
05/06/12	4	W	4-2	@ DEVILS	BRODEUR/Bryzgalov	ZUBRUS
05/08/12	5	W	3-1	@ Philadelphia	BRODEUR/Bryzgalov	CLARKSON

Leading Scorers: Devils, Kovalchuk 2g-5a-7pts; Philadelphia, Briere 3g-2a-5pts.

2012 EASTERN CONFERENCE FINALS

DATE	GAME#	RES	SCORE	LOCATION	GOALTENDERS*	WINNING GOAL
05/14/12	1	L	0-3	@ NY Rangers	BRODEUR/Lundqvist	Girardi
05/16/12	2	W	3-2	@ NY Rangers	BRODEUR/Lundqvist	CLARKSON
05/19/12	3	L	0-3	@ DEVILS	BRODEUR/Lundqvist	Girardi
05/21/12	4	W	4-1	@ DEVILS	BRODEUR/Lundqvist	ZAJAC
05/23/12	5	W	5-3	@ NY Rangers	BRODEUR/Lundqvist	CARTER
05/25/12	6	Wo	3-2	@ DEVILS	BRODEUR/Lundqvist	HENRIQUE

Leading Scorers: Devils, Parise 3g-3a-6pts; NY Rangers, Fedotenko 2g-3a-5pts.

2012 STANLEY CUP FINALS

DATE	GAME#	RES	SCORE	LOCATION	GOALTENDERS*	WINNING GOAL
05/30/12	1	L	1-2	@ DEVILS	BRODEUR/Quick	Kopitar
06/02/12	2	L	1-2	@ DEVILS	BRODEUR/Quick	Carter
06/04/12	3	L	0-4	@ Los Angeles	BRODEUR/Quick	Martinez
06/06/12	4	W	3-1	@ Los Angeles	BRODEUR/Quick	HENRIQUE
06/09/12	5	W	2-1	@ DEVILS	BRODEUR/Quick	SALVADOR
06/11/12	6	L	1-6	@ Los Angeles	BRODEUR/Quick	Carter

Leading Scorers: Devils, Salvador 1g-2a-3pts; Los Angeles, Doughty 2g-4a-6pts.

*Denotes goaltender of record.

OVERTIME GAMES (18-28, .391)

NO.	DATE	RD./GM.	SCORE	WINNING GOAL	GOALTENDERS	TIME
1.	4/06/88	1/1	DEVILS 3 at NY Islanders 4	Pat LaFontaine	BURKE/Hrudy	6:11
2.	4/10/88	1/4	NY Islanders 5 at DEVILS 4	Duane Sutter	BURKE/Hrudy	15:07
3.	5/04/88	3/2	DEVILS 3 at Boston 2	DOUG BROWN	BURKE/Lemelin	17:46
4.	4/05/90	1/1	Washington 5 at DEVILS 4	Dino Ciccarelli	BURKE/Liut	5:34
5.	4/05/91	1/2	DEVILS 4 at Pittsburgh 5	Jaromir Jagr	TERRERI/Barrasso	8:52
6.	4/27/94	1/6	DEVILS 0 at Buffalo 1	Dave Hannan	BRODEUR/Hasek	65:43
7.	5/03/94	2/2	Boston 6 at DEVILS 5	Don Sweeney	BRODEUR/Casey	9:08
8.	5/07/94	2/4	DEVILS 5 at Boston 4	STEPHANE RICHER	TERRERI/Casey	14:19
9.	5/15/94	3/1	DEVILS 4 at NY Rangers 3	STEPHANE RICHER	BRODEUR/Richter	35:23
10.	5/19/94	3/3	NY Rangers 3 at DEVILS 2	Stephane Matteau	BRODEUR/Richter	26:13
11.	5/27/94	3/7	DEVILS 1 at NY Rangers 2	Stephane Matteau	BRODEUR/Richter	24:24
12.	5/12/95	1/4	Boston 0 at DEVILS 1	RANDY McKAY	BRODEUR/Lacher	8:51
13.	5/26/95	2/4	Pittsburgh 1 at DEVILS 2	NEAL BROTEN	BRODEUR/Wregget	18:36
14.	6/07/95	3/3	Philadelphia 3 at DEVILS 2	Eric Lindros	BRODEUR/Hextall	4:19
15.	4/24/97	1/4	DEVILS 3 at Montreal 4	Patrice Brisebois	BRODEUR/Theodore	47:37
16.	5/11/97	2/5	NY Rangers 2 at DEVILS 1	Adam Graves	BRODEUR/Richter	14:08
17.	4/22/98	1/1	Ottawa 2 at DEVILS 1	Bruce Gardiner	BRODEUR/Rhodes	5:58
18.	4/26/98	1/3	DEVILS 1 at Ottawa 2	Alexei Yashin	BRODEUR/Rhodes	2:47
19.	5/02/99	1/6	DEVILS 2 at Pittsburgh 3	Jaromir Jagr	BRODEUR/Barrasso	8:59
20.	6/08/00	4/5	Dallas 1 at DEVILS 0	Mike Modano	BRODEUR/Belfour	46:21
21.	6/10/00	4/6	DEVILS 2 at Dallas 1	JASON ARNOTT	BRODEUR/Belfour	28:20
22.	4/18/01	1/4	DEVILS 2 at Carolina 3	Rod Brind'Amour	BRODEUR/Irbe	0:46
23.	4/28/01	2/2	Toronto 5 at DEVILS 6	RANDY McKAY	BRODEUR/Joseph	5:31
24.	5/01/01	2/3	DEVILS 3 at Toronto 2	BRIAN RAFALSKI	BRODEUR/Joseph	7:00
25.	4/19/02	1/2	DEVILS 1 at Carolina 2	Bates Battaglia	BRODEUR/Irbe	15:26
26.	4/24/02	1/5	DEVILS 2 at Carolina 3	Josef Vasicek	BRODEUR/Weekes	8:16
27.	4/26/03	2/2	Tampa Bay 2 at DEVILS 3	JAMIE LANGENBRUNNER	BRODEUR/Khabibulin	2:09
28.	5/02/03	2/5	Tampa Bay 1 at DEVILS 2	GRANT MARSHALL	BRODEUR/Grahame	51:12
29.	5/10/03	3/1	DEVILS 2 at Ottawa 3	Shaun Van Allen	BRODEUR/Lalime	3:08
30.	5/21/03	3/6	Ottawa 2 at DEVILS 1	Chris Phillips	BRODEUR/Lalime	15:51
31.	5/31/03	4/3	DEVILS 2 at Anaheim 3	Ruslan Salei	BRODEUR/Giguere	6:59
32.	6/02/03	4/4	DEVILS 0 at Anaheim 1	Steve Thomas	BRODEUR/Giguere	0:39
33.	5/08/06	2/2	DEVILS 2 at Carolina 3	Niclas Wallin	BRODEUR/Ward, C.	3:09
34.	4/18/07	1/4	DEVILS 4 at Tampa Bay 3	SCOTT GOMEZ	BRODEUR/Holmqvist	12:54
35.	4/28/07	2/2	Ottawa 2 at DEVILS 3	JAMIE LANGENBRUNNER	BRODEUR/Emery	21:55
36.	4/13/08	1/3	DEVILS 4 at NY Rangers 3	JOHN MADDEN	BRODEUR/Lundqvist	6:01
37.	4/17/09	1/2	Carolina 2 at DEVILS 1	Tim Gleason	BRODEUR/Ward	2:40
38.	4/19/09	1/3	DEVILS 3 at Carolina 2	TRAVIS ZAJAC	BRODEUR/Ward	4:58
39.	4/18/10	1/3	DEVILS 2 at Philadelphia 3	Daniel Carcillo	BRODEUR/Boucher	3:35
40.	4/24/12	1/6	Florida 2 at DEVILS 3	TRAVIS ZAJAC	BRODEUR/Clemmensen	5:39
41.	4/26/12	1/7	DEVILS 3 at Florida 2	ADAM HENRIQUE	BRODEUR/Theodore	23:47
42.	4/29/12	2/1	DEVILS 3 at Philadelphia 4	Danny Briere	BRODEUR/Bryzgalov	4:36
43.	5/03/12	2/3	Philadelphia 3 at DEVILS 4	ALEXEI PONIKAROVSKY	BRODEUR/Bryzgalov	17:21
44.	5/25/12	3/6	NY Rangers 2 at DEVILS 3	ADAM HENRIQUE	BRODEUR/Lundqvist	1:03
45.	5/30/12	4/1	Los Angeles 2 at DEVILS 1	Anze Kopitar	BRODEUR/Quick	8:13
46.	6/02/12	4/2	Los Angeles 2 at DEVILS 1	Jeff Carter	BRODEUR/Quick	13:42

CURRENT DEVILS' OVERTIME GOALS

NO.	DATE	SCORE	TIME	GOALTENDER
ADAM HENRIQUE (2)				
1.	4/26/12	DEVILS 3 at Florida 2	23:47	Theodore
2.	5/25/12	NY Rangers 2 at DEVILS 3	1:03	Lundqvist

JAROMIR JAGR (4)

NO.	DATE	SCORE	TIME	GOALTENDER
1.	4/05/91	New Jersey 4 at PITTSBURGH 5	8:52	Terreri
2.	5/17/92	Boston 3 at PITTSBURGH 4	9:44	Moog
3.	5/02/99	New Jersey 2 at PITTSBURGH 3	8:59	Brodeur
4.	4/15/00	Washington 1 at PITTSBURGH 2	5:49 PPG	Kolzig

MICHAEL RYDER (2)

NO.	DATE	SCORE	TIME	GOALTENDER
1.	4/24/06	MONTREAL 6 at Carolina 5	22:32	Ward
2.	4/21/11	BOSTON 5 at Montreal 4	1:59	Price

BRYCE SALVADOR (1)

NO.	DATE	SCORE	TIME	GOALTENDER
1.	4/19/01	San Jose 2 at ST. LOUIS 3	9:54	Kiprusoff

TRAVIS ZAJAC (2)

NO.	DATE	SCORE	TIME	GOALTENDER
1.	4/19/09	DEVILS 3 at Carolina 2	4:58	Ward
2.	4/24/12	Florida 2 at DEVILS 3	5:39	Clemmensen

SHUTOUTS

NO.	DATE	GOALTENDER	SCORE
1.	4/09/88	Sean Burke	NY Islanders 0 at DEVILS 3
2.	5/09/94	Martin Brodeur	Boston 0 at Devils 2
3.	5/07/95	Martin Brodeur	DEVILS 5 at Boston 0
4.	5/08/95	Martin Brodeur	DEVILS 3 at Boston 0
5.	5/12/95	Martin Brodeur	Boston 0 at DEVILS 1 (OT)
6.	4/26/97	Martin Brodeur	Montreal 0 at DEVILS 4
7.	5/02/97	Martin Brodeur	NY Rangers 0 at DEVILS 2
8.	4/29/00	Martin Brodeur	DEVILS 1 at Toronto 0
9.	5/08/00	Martin Brodeur	Toronto 0 at DEVILS 3
10.	4/15/01	Martin Brodeur	Carolina 0 at DEVILS 2
11.	4/17/01	Martin Brodeur	DEVILS 4 at Carolina 0
12.	5/17/01	Martin Brodeur	DEVILS 5 at Pittsburgh 0
13.	5/19/01	Martin Brodeur	DEVILS 3 at Pittsburgh 0
14.	4/21/02	Martin Brodeur	Carolina 0 at DEVILS 4
15.	4/13/03	Martin Brodeur	DEVILS 3 at Boston 0
16.	4/17/03	Martin Brodeur	Boston 0 at DEVILS 3
17.	4/24/03	Martin Brodeur	Tampa Bay 0 at DEVILS 3
18.	5/15/03	Martin Brodeur	Ottawa 0 at DEVILS 1
19.	5/27/03	Martin Brodeur	Anaheim 0 at DEVILS 3
20.	5/29/03	Martin Brodeur	Anaheim 0 at DEVILS 3
21.	6/09/03	Martin Brodeur	Anaheim 0 at DEVILS 3
22.	4/26/06	Martin Brodeur	DEVILS 3 at NY Rangers 0
23.	4/20/07	Martin Brodeur	Tampa Bay 0 at DEVILS 3
24.	4/23/09	Martin Brodeur	Carolina 0 at DEVILS 1
25.	4/19/12	Martin Brodeur	Florida 0 at DEVILS 4

SHUTOUTS VS. DEVILS

NO.	DATE	GOALTENDER	SCORE
1.	4/15/91	Frank Pietrangelo	DEVILS 0 at Pittsburgh 4
2.	4/25/92	Mike Richter	NY Rangers 3 at DEVILS 0
3.	4/20/93	Tom Barrasso	DEVILS 0 at Pittsburgh 7
4.	4/17/94	Dominik Hasek	Buffalo 2 at DEVILS 0
5.	4/27/94	Dominik Hasek	DEVILS 0 at Buffalo 1 (4 OT)
6.	5/27/94	Mike Richter	DEVILS 0 at NY Rangers 4
7.	5/04/97	Mike Richter	NY Rangers 2 at DEVILS 0
8.	5/08/97	Mike Richter	DEVILS 0 at NY Rangers 3
9.	6/08/00	Ed Belfour	Dallas 1 at DEVILS 0 (3 OT)
10.	4/26/01	Curtis Joseph	Toronto 2 at DEVILS 0
11.	5/26/01	Patrick Roy	DEVILS 0 at Colorado 5
12.	6/07/01	Patrick Roy	Colorado 4 at DEVILS 0
13.	4/27/02	Kevin Weekes	Carolina 1 at DEVILS 0
14.	6/02/03	Jean-Sebastien Giguere	DEVILS 0 at Anaheim 1 (OT)
15.	4/14/04	Robert Esche	Philadelphia 3 at DEVILS 0
16.	5/06/06	Cam Ward	DEVILS 0 at Carolina 6
17.	4/30/07	Ray Emery	DEVILS 0 at Ottawa 2
18.	4/26/09	Cam Ward	DEVILS 0 at Carolina 4
19.	4/22/10	Brian Boucher	Philadelphia 3 at DEVILS 0
20.	4/21/12	Jose Theodore	DEVILS 0 at Florida 3
21.	5/14/12	Henrik Lundqvist	DEVILS 0 at NY Rangers 3
22.	5/19/12	Henrik Lundqvist	NY Rangers 3 at DEVILS 0
23.	6/04/12	Jonathan Quick	DEVILS 0 at Los Angeles

HAT TRICKS

NO.	DATE	PLAYER	SCORE	GOALTENDER(S)
1.	4/20/88	Aaron Broten	DEVILS 5 at Washington 2	Peeters
2.	4/22/88	Mark Johnson (4)	Washington 4 at DEVILS 10	Malarchuk (2), Peeters (2)
3.	4/22/88	Patrik Sundstrom	Washington 4 at DEVILS 10	Malarchuk (1), Peeters (2)
4.	4/22/97	Valeri Zelepukin	DEVILS 6 at Montreal 4	Thibault
5.	4/24/06	John Madden	NY Rangers 1 at DEVILS 4	Weekes

HAT TRICKS VS. DEVILS

NO.	DATE	PLAYER	SCORE	GOALTENDER(S)
1.	4/05/90	Dino Ciccarelli (OT)	Washington 5 at DEVILS 4 (OT)	Burke
2.	4/27/92	Mike Gartner	DEVILS 5 at NY Rangers 8	Terreri
3.	5/25/94	Mark Messier	NY Rangers 4 at DEVILS 2	Brodeur (2), ENG
4.	4/28/98	Daniel Alfredsson	Ottawa 4 at DEVILS 3	Brodeur

CURRENT DEVILS' HAT TRICKS

NO.	DATE	SCORE	GOALTENDER(S)
JAROMIR JAGR (1)			
1.	5/11/96	NY Rangers 3 at PITTSBURGH 7	Mike Richter

PENALTY SHOTS

NO.	DATE	SHOOTER	GOALTENDER	SITE	RESULT
1.	4/18/08	John Madden	Henrik Lundqvist, NYR	New Jersey	Save

CURRENT DEVILS' PENALTY SHOTS

SHOOTER	DATE	OPPOSITION	RESULT	SCORE
Jaromir Jagr	5/11/92	vs. John Vanbiesbrouck, NYR	SCORE	Pit. 3 @ NYR 2
Dainius Zubrus	4/15/03	vs. Nikolai Khabibulin, TB	Save	TB 4 @ Wsh. 3
GOALTENDER	DATE	OPPOSITION	RESULT	SCORE
Cory Schneider	4/24/11	vs. Michael Frolik, Chi.	Score	Van. 3 @ Chi. 4 (OT)
	4/18/12	vs. Dustin Brown, LA	SAVE	Van. 3 @ LA 1

SEASON

STREAKS

LONGEST WINNING

6 - 6/11-24/95, 5/22-6/5/95

At Home

8 - 4/9-5/17/03

On Road

7 - 5/22-6/20/95

LONGEST LOSING

4 - 5/4-11/97

At Home

3 - 4/9-18/08

On Road

3 - Accomplished seven times,

most recently 5/6-14/06

LONGEST SHUTOUT STREAK

166:01 - 4/25-29/94

At Home

158:26 - 4/11-26/03

On Road

148:50 - 5/7-26/01

MOST CONSECUTIVE GAMES

WITHOUT BEING SHUTOUT

35 - 5/11/97-6/5/00

LONGEST SCORELESS STREAK

145:31 - 6/5-10/00

At Home

153:39 - 6/1-8/00

On Road

155:46 - 4/23-5/5/94

WINS

MOST WINS

16 - 2002-03, 1999-00, 1994-95

At Home

12 - 2002-03

On Road

10 - 1999-00, 1994-95

FEWEST WINS

1 - Accomplished four times,

most recently 2009-10

(franchise record)

0 - 1977-78

At Home

0 - 2007-08

(franchise record)

0 - 2007-08, 1977-78

On Road

0 - Accomplished five times,

most recently 2009-010

(franchise record)

0 - Accomplished six times,

most recently 2009-10

LOSSES

FEWEST LOSSES

4 - Accomplished 13 times,

most recently 2009-10

(franchise record)

2 - 1977-78

At Home

1 - Accomplished seven times,

most recently 2005-06

(franchise record)

1 - Accomplished eight times,

most recently 2005-06

On Road

1 - 2007-08, 1994-95

(franchise record)

1 - 2007-08, 1994-95, 1977-78

MOST LOSSES

10 - 2011-12, 2000-01

At Home

6 - 2000-01

On Road

7 - 2002-03

GOALS

MOST GOALS SCORED

69 - 2000-01

At Home

39 - 2002-03

On Road

39 - 1994-95

FEWEST GOALS SCORED

9 - 2009-10, 2003-04

(franchise record)

3 - 1977-78

At Home

4 - 2003-04

(franchise record)

1 - 1977-78

On Road

3 - 2009-10

(franchise record)

2 - 1977-78

FEWEST GOALS OPPONENT

9 - 2001-02

(franchise record)

6 - 1977-78

At Home

2 - 2001-02

On Road

7 - 2009-10, 2001-02, 1989-90

(franchise record)

3 - 1977-78

MOST GOALS OPPONENT

71 - 1987-88

At Home

35 - 1987-88

On Road

36 - 2011-12, 1987-88

POWER PLAY

MOST POWER PLAY GOALS

23 - 1987-88

At Home

12 - 1987-88

On Road

12 - 1994-95

FEWEST POWER PLAY GOALS

3 - 2008-09, 2003-04, 1997-98

(franchise record)

1 - 1977-78

At Home

1 - 2009-10, 1998-99

(franchise record)

0 - 1977-78

On Road

0 - 2008-09, 2003-04

MOST POWER PLAY CHANCES

117 - 1987-88 (23 PPGs, 19.7%)

At Home

57 - 2000-01 (7 PPGs, 12.3%)

On Road

67 - 1987-88 (11 PPGs, 16.4%)

FEWEST POWER PLAY CHANCES

18 - 2003-04 (3 PPGs, 16.7%)

(franchise record)

5 - 1977-78 (1 PPG, 20.0%)

At Home

9 - 2003-04 (3 PPGs, 33.3%)

(franchise record)

2 - 1977-78

On Road

9 - 2008-09 (0 PPGs, 0.0%)

2003-04 (0 PPGs, 0.0%)

(franchise record)

3 - 1977-78 (1 PPG, 33.3%)

FEWEST PPGs OPPONENT

2 - 2008-09

(franchise record)

1 - 1977-78

At Home

0 - 1999-00, 1997-98

(franchise record)

0 - 1999-00, 1997-98, 1977-78

On Road

1 - 2008-09

(franchise record)

1 - 2008-09, 1977-78

MOST PPGs OPPONENT

22 - 2011-12, 1987-88

At Home

8 - 1987-88

On Road

16 - 2011-12

MOST TIMES SHORTHANDED

128 - 1987-88 (22 PPGA, 82.8%)

At Home

59 - 1987-88 (8 PPGA, 86.4%)

On Road

89 - 1987-88 (14 PPGA, 79.7%)

FEWEST TIMES SHORTHANDED

12 - 2003-04 (4 PPGA, 66.7%)

(franchise record)

5 - 1977-78 (1 PPGA, 80.0%)

At Home

6 - 2003-04 (2 PPGA, 66.7%)

(franchise record)

0 - 1977-78

On Road

6 - 2003-04 (2 PPGA, 66.7%)

(franchise record)

3 - 1977-78 (1 PPGA, 66.7%)

MOST SHORTHANDED GOALS

4 - 2005-06, 1999-00, 1987-88

At Home

3 - 2005-06

On Road

2 - 1999-00, 1987-88

FEWEST SHORTHANDED GOALS

0 - Accomplished four times,

most recently 2008-09

(franchise record)

0 - Accomplished five times,

most recently 2008-09

At Home

0 - Accomplished ten times,

most recently 2011-12

(franchise record)

0 - Accomplished 11 times,

most recently 2011-12

On Road

0 - Accomplished nine times,

most recently 2009-10

(franchise record)

0 - Accomplished ten times,

most recently 2009-10

(franchise record)

0 - Accomplished ten times,

most recently 2009-10

(franchise record)

0 - Accomplished ten times,

most recently 2009-10

(franchise record)

5 - 1987-88

At Home

4 - 1987-88

On Road

4 - 1991-92

PENALTY MINUTES

MOST PENALTY MINUTES

869 - 1987-88

At Home

471 - 1987-88

On Road

398 - 1987-88

FEWEST PENALTY MINUTES

28 - 2003-04

(franchise record)

25 - 1977-78

At Home

12 - 2003-04

(franchise record)

0 - 1977-78

On Road

16 - 2003-04

MOST PIM OPPONENT

836 - 1987-88

At Home

440 - 1987-88

On Road

396 - 1987-88

FEWEST PIM OPPONENT

40 - 2003-04

(franchise record)

29 - 1977-78

At Home

18 - 2003-04

(franchise record)

4 - 1977-78

On Road

22 - 2003-04

SHOTS

MOST SHOTS

727 - 1999-00

At Home

397 - 2002-03

On Road

385 - 1999-00

FEWEST SHOTS

135 - 2009-10

(franchise record)

35 - 1977-78

At Home

58 - 2003-04

(franchise record)

17 - 1977-78

On Road

50 - 2009-10

(franchise record)

18 - 1977-78

FEWEST SHOTS OPPONENT

126 - 2009-10

(franchise record)

89 - 1977-78

At Home

50 - 2003-04

(franchise record)

45 - 1977-78

On Road

62 - 2009-10

(franchise record)

44 - 1977-78

MOST SHOTS OPPONENT

647 - 2011-12

At Home

328 - 2002-03

FIVE-GAME SERIES

GOALS

MOST GOALS SCORED

22 - ECQF vs. Mtl.: 1996-97

At Home

13 - ECQF vs. Mtl.: 1996-97

On Road

11 - ECQF vs. Bos.: 1995-96

MOST GOALS OPPONENT

23 - PDSF vs. Pit.: 1992-93

At Home

11 - ECQF vs. NYR: 2007-08

On Road

18 - PDSF vs. Pit.: 1992-93

MOST GOALS BOTH TEAMS

36 - PDSF vs. Pit. (Pit. 23, NJ 13): 1992-93

At Home

19 - ECSF vs. Ott. (Ott. 10, NJ 9): 2006-07

On Road

24 - PDSF vs. Pit. (Pit. 16, NJ 8): 1992-93

GREATEST GOAL DIFFERENTIAL FOR

11 - ECQF vs. Mtl. (NJ 22, Mtl. 11): 1996-97

At Home

10 - ECQF vs. Mtl. (NJ 13, Mtl. 3): 1996-97

On Road

9 - ECQF vs. Bos. (NJ 11, Bos. 2): 1994-95

GREATEST GOAL DIFFERENTIAL AGAINST

10 - PDSF vs. Pit. (Pit. 23, NJ 13): 1992-93

At Home

6 - ECQF vs. NYR (NYR 11, NJ 5): 2007-08

On Road

12 - PDSF vs. Pit. (Pit. 18, NJ 6): 1992-93

POWER PLAY

MOST POWER PLAY GOALS

9 - ECQF vs. Mtl.: 1996-97

At Home

6 - ECQF vs. Mtl.: 1996-97

On Road

4 - ECQF vs. Bos.: 1994-95

MOST POWER PLAY CHANCES

32 - ECQF vs. Phi.: 2009-10 (4-32)

At Home

17 - ECQF vs. Mtl.: 1996-97 (6-17)

On Road

17 - PDSF vs. Pit.: 1992-93 (1-17)

MOST POWER PLAY GOALS OPPONENT

9 - ECSF vs. Car.: 2005-06

At Home

5 - ECQF vs. Phi.: 2009-10

On Road

7 - ECSF vs. Car.: 2005-06

MOST SHORTHANDED SITUATIONS

29 - ECQF vs. Phi.: 2009-10 (8-29)

At Home

16 - ECQF vs. Phi.: 2009-10 (5-16)

On Road

18 - PDSF vs. Pit.: 1992-93 (6-18)

ASSISTS

MOST ASSISTS

37 - ECQF vs. Mtl.: 1996-97

At Home

23 - ECQF vs. Mtl.: 1996-97

On Road

17 - ECSF vs. Pit.: 1994-95, ECQF vs. Bos.: 1994-95

MOST ASSISTS OPPONENT

44 - PDSF vs. Pit.: 1992-93

At Home

21 - ECQF vs. NYR: 2007-08

On Road

35 - PDSF vs. Pit.: 1992-93

MOST ASSISTS BOTH TEAMS

64 - PDSF vs. Pit. (Pit. 44, NJ 20): 1992-93

At Home

29 - ECQF vs. NYR (NYR 21, NJ 8): 2007-08

On Road

46 - PDSF vs. Pit. (Pit. 35, NJ 11): 1992-93

SIX-GAME SERIES

GOALS

MOST GOALS SCORED

23 - PDSF vs. NYI: 1987-88

At Home

13 - PDSF vs. Wsh.: 1989-90, PDSF vs. NYI: 1987-88

On Road

14 - ECSF vs. Bos.: 1993-94

POINTS

MOST POINTS

59 - ECQF vs. Mtl. (22g-37a): 1996-97

At Home

36 - ECQF vs. Mtl. (13g-23a): 1996-97

On Road

28 - ECSF vs. Bos. (11g-17a): 1994-95

MOST POINTS OPPONENT

67 - PDSF vs. Pit. (23g-44a): 1992-93

At Home

32 - ECQF vs. NYR (11g-21a): 2007-08

On Road

53 - PDSF vs. Pit. (18g-35a): 1992-93

MOST POINTS BOTH TEAMS

100 - PDSF vs. Pit. (Pit. 23-44-67, NJ 13-20-33): 1992-93

At Home

47 - ECSF vs. Ott. (NJ 9-15-24, Ott. 10-13-23): 2006-07

On Road

70 - PDSF vs. Pit.: (Pit. 18-35-53, NJ 6-11-17): 1992-93

PENALTY MINUTES

MOST PENALTY MINUTES

125 - ECSF vs. NYR: 1996-97

At Home

44 - ECQF vs. Phi.: 2009-10

On Road

105 - ECSF vs. NYR: 1996-97

MOST PENALTY MINUTES OPPONENT

105 - ECQF vs. Mtl.: 1996-97

At Home

75 - ECQF vs. Mtl.: 1996-97

On Road

72 - ECSF vs. NYR: 1996-97

MOST PENALTY MINUTES BOTH TEAMS

227 - ECSF vs. NYR (NJ 125, NYR 102): 1996-97

At Home

118 - ECQF vs. Mtl. (Mtl. 75, NJ 43): 1996-97

On Road

177 - ECSF vs. NYR (NJ 105, NYR 72): 1996-97

SHOTS

MOST SHOTS

211 - ECQF vs. Mtl.: 1996-97

At Home

125 - ECQF vs. Mtl.: 1996-97

On Road

97 - ECQF vs. Phi.: 2003-04

MOST SHOTS OPPONENT

165 - ECSF vs. Ott.: 2006-07

At Home

95 - ECSF vs. Ott.: 2006-07

On Road

107 - ECSF vs. Car.: 2005-06

MOST SHOTS BOTH TEAMS

353 - ECQF vs. Mtl. (NJ 211, Mtl. 142): 1996-97

At Home

201 - ECQF vs. Mtl. (NJ 125, Mtl. 76): 1996-97

On Road

181 - ECQF vs. Phi. (NJ 97, Phi. 84): 2003-04

FEWEST SHOTS

125 - ECSF vs. Car.: 2005-06

At Home

58 - ECQF vs. Phi.: 2003-04, ECQF vs. Bos.: 1994-95

On Road

47 - ECQF vs. Bos.: 2002-03

FEWEST SHOTS OPPONENT

99 - ECF vs. Pit.: 2000-01

At Home

44 - ECSF vs. Car.: 2005-06

On Road

41 - ECF vs. Pit.: 2000-01

FEWEST SHOTS BOTH TEAMS

247 - ECF vs. Pit. (NJ 148, Pit. 99): 2000-01

At Home

107 - ECSF vs. Car. (NJ 63, Car. 44): 2005-06

On Road

106 - ECQF vs. Bos. (Bos. 59, NJ 47): 2002-03

MOST GOALS OPPONENT

21 - PDSF vs. Wsh.: 1989-90

At Home

14 - PDSF vs. Wsh.: 1989-90

On Road

11 - SCF vs. LA: 2011-12

MOST GOALS BOTH TEAMS

41 - PDSF vs. NYI (NJ 23, NYI 18): 1987-88

At Home

27 - PDSF vs. Wsh. (Wsh. 14, NJ 13): 1989-90

On Road

23 - ECSF vs. Bos. (NJ 14, Bos. 9): 1993-94

GREATEST GOAL DIFFERENTIAL FOR

12 - ECQF vs. Car. (NJ 20, Car. 8): 2000-01

At Home

6 - ECSF vs. Tor. (NJ 10, Tor. 4): 1999-00

On Road

7 - ECQF vs. Car. (NJ 11, Car. 4): 2000-01

ECF vs. Phi. (NJ 12, Phi. 5): 1994-95

GREATEST GOAL DIFFERENTIAL AGAINST

8 - SCF vs. LA (LA 16, NJ 8): 2011-12

At Home

1 - SCF vs. LA (LA 5, NJ 4): 2011-12

ECF vs. Phi. (Phi. 9, NJ 8): 1994-95

PDSF vs. Wsh. (Wsh. 14, NJ 13): 1989-90

On Road

7 - SCF vs. LA (LA 11, NJ 4): 2011-12

POWER PLAY

MOST POWER PLAY GOALS

10 - PDSF vs. NYI: 1987-88

At Home

6 - ECQF vs. Mtl.: 1996-97, PDSF vs. NYI: 1987-88

On Road

4 - ECF vs. Phi.: 1994-95, PDSF vs. NYI: 1987-88

MOST POWER PLAY CHANCES

43 - PDSF vs. NYI: 1987-88 (10-43)

At Home

20 - PDSF vs. NYI: 1987-88 (6-20)

On Road

23 - PDSF vs. NYI: 1987-88 (4-23)

MOST POWER PLAY GOALS OPPONENT

6 - SCF vs. LA: 2011-12

At Home

2 - PDSF vs. Wsh.: 1989-90

On Road

6 - SCF vs. LA: 2011-12

MOST SHORTHANDED SITUATIONS

38 - PDSF vs. NYI: 1987-88 (5-38)

At Home

16 - PDSF vs. NYI: 1987-88 (0-16)

On Road

22 - PDSF vs. NYI: 1987-88 (5-22)

ASSISTS

MOST ASSISTS

43 - PDSF vs. NYI: 1987-88

At Home

26 - PDSF vs. NYI: 1987-88

On Road

19 - ECQF vs. Car.: 2000-01, ECF vs. Phi.: 1994-95,

ECSF vs. Bos.: 1993-94

MOST ASSISTS OPPONENT

28 - PDSF vs. Wsh.: 1990-91

At Home

18 - PDSF vs. Wsh.: 1990-91

On Road

20 - SCF vs. LA: 2011-12

MOST ASSISTS BOTH TEAMS

66 - PDSF vs. NYI (NJ 43, NYI 23): 1987-88

At Home

39 - PDSF vs. Wsh. (NJ 21, Wsh. 18): 1989-90

On Road

34 - ECSF vs. Bos. (NJ 19, Bos. 15): 1994-95

POINTS

MOST POINTS

66 - PDSF vs. NYI (23g-43a): 1987-88

At Home

39 - PDSF vs. NYI (13g-26a): 1987-88

On Road

33 - ECSF vs. Bos. (14g-19a): 1993-94

SEVEN-GAME SERIES

GOALS

MOST GOALS SCORED

25 - PDSF vs. NYR: 1991-92, PDF vs. Wsh.: 1987-88

At Home

15 - SCF vs. Ana.: 2002-03

On Road

17 - PDSF vs. NYR: 1991-92

MOST GOALS OPPONENT

30 - WCF vs. Bos.: 1987-88

At Home

15 - PDF vs. Wsh.: 1987-88

On Road

21 - PDSF vs. NYR: 1991-92

MOST GOALS BOTH TEAMS

53 - PDSF vs. NYR (NYR 28, NJ 25): 1991-92

MOST POINTS OPPONENT

49 - PDSF vs. Wsh. (21g-28a): 1989-90

At Home

32 - PDSF vs. Wsh. (14g-18a): 1989-90

On Road

31 - SCF vs. LA (11g-20a): 2011-12

MOST POINTS BOTH TEAMS

107 - PDSF vs. NYI (

POWER PLAY**MOST POWER PLAY GOALS**

8 - PDSF vs. Pit.: 1990-91, PDF vs. Wsh.: 1987-88
At Home
 4 - Accomplished four times, most recently ECQF vs. Fla.: 2011-12

On Road
 4 - Accomplished six times, most recently ECQF vs. Pit.: 1998-99

MOST POWER PLAY CHANCES

38 - ECQF vs. Buf.: 1993-94 (4-38)
 WCF vs. Bos.: 1987-88 (5-38)

At Home
 20 - ECSF vs. Tor.: 2000-01 (3-20)

On Road
 24 - WCF vs. Bos.: 1987-88 (3-24)

MOST POWER PLAY GOALS OPPONENT

11 - WCF vs. Bos.: 1987-88

At Home
 4 - WCF vs. Bos., PDF vs. Wsh.: 1987-88

On Road
 7 - WCF vs. Bos.: 1987-88

MOST SHORTHANDED SITUATIONS

52 - PDF vs. Wsh.: 1987-88 (6-52)

At Home
 29 - PDF vs. Wsh.: 1987-88 (4-29)

On Road
 24 - WCF vs. Bos.: 1987-88 (7-24)

ASSISTS**MOST ASSISTS**

44 - PDSF vs. NYR: 1991-92

At Home
 29 - SCF vs. Ana.: 2002-03

On Road
 31 - PDSF vs. NYR: 1991-92

MOST ASSISTS OPPONENT

47 - WCF vs. Bos.: 1991-92

At Home
 21 - PDF vs. Wsh.: 1987-88

On Road
 32 - WCF vs. Bos.: 1987-88

MOST ASSISTS BOTH TEAMS

85 - PDSF vs. NYR (NJ 44, NYR 41): 1991-92

At Home
 42 - ECSF vs. Tor. (NJ 23, Tor. 19): 2000-01

On Road
 63 - PDSF vs. NYR (NYR 32, NJ 31): 1991-92

POINTS**MOST POINTS**

69 - PDSF vs. NYR (25g-44a): 1991-92

At Home
 44 - SCF vs. Ana. (15g-29a): 2002-03

On Road
 48 - PDSF vs. NYR (17g-31a): 1991-92

MOST POINTS OPPONENT

77 - WCF vs. Bos. (30g-47a): 1987-88

At Home
 36 - PDF vs. Wsh. (15g-21a): 1987-88

On Road
 53 - PDSF vs. NYR (21g-32a): 1991-92

MOST POINTS BOTH TEAMS

138 - PDSF vs. NYR (NYR 28-41-69, NJ 25-44-69): 1991-92

GOALS**MOST GOALS SCORED**

10 - 4/22/88 in 10-4 win vs. Wsh.

At Home
 10 - 4/22/88 in 10-4 win vs. Wsh.

On Road
 7 - 4/21/92 in 7-3 win @ NYR

MOST GOALS OPPONENT

8 - 5/1/92 in 8-4 loss @ NYR

4/27/92 in 8-5 loss @ NYR

At Home
 7 - 4/28/88 in 7-2 loss vs. Wsh.

On Road
 8 - 5/1/92 in 8-4 loss @ NYR

4/27/92 in 8-5 loss @ NYR

MOST GOALS BOTH TEAMS

14 - 4/22/88 in 10-4 win vs. Wsh.

At Home
 14 - 4/22/88 in 10-4 win vs. Wsh.

On Road
 13 - 4/27/92 in 8-5 loss @ NYR

GREATEST MARGIN OF VICTORY

6 - 4/22/88 in 10-4 win vs. Wsh.

At Home
 6 - 4/22/88 in 10-4 win vs. Wsh.

At Home

67 - PDF vs. Wsh. (NJ 13-18-31, Wsh. 15-21-36): 1987-88

On Road

101 - PDSF vs. NYR (NYR 21-32-53, NJ 17-31-48): 1991-92

PENALTY MINUTES**MOST PENALTY MINUTES**

349 - PDF vs. Wsh.: 1991-92

At Home
 219 - PDF vs. Wsh.: 1987-88

On Road
 141 - WCF vs. Bos.: 1987-88

MOST PENALTY MINUTES OPPONENT

305 - PDF vs. Wsh.: 1987-88

At Home
 191 - PDF vs. Wsh.: 1987-88

On Road
 130 - PDSF vs. Pit.: 1990-91

MOST PENALTY MINUTES BOTH TEAMS

654 - PDF vs. Wsh. (NJ 349, Wsh. 305): 1987-88

At Home
 410 - PDF vs. Wsh. (NJ 219, Wsh. 191): 1987-88

On Road
 264 - WCF vs. Bos. (NJ 141, Bos. 123): 1987-88

SHOTS**MOST SHOTS**

262 - ECQF vs. Buf.: 1993-94

At Home
 150 - ECQF vs. Car.: 2008-09

On Road
 141 - PDSF vs. NYR: 1991-92

MOST SHOTS OPPONENT

261 - ECF vs. NYR: 1993-94

At Home
 126 - ECQF vs. Car.: 2008-09

On Road
 153 - ECF vs. NYR: 1993-94

MOST SHOTS BOTH TEAMS

481 - ECQF vs. Car. (NJ 242, Car. 239): 2008-09

At Home
 276 - ECQF vs. Car. (NJ 150, Car. 126): 2008-09

On Road
 275 - ECF vs. NYR (NYR 153, NJ 122): 1993-94

FEWEST SHOTS

178 - SCF vs. Col.: 2000-01

At Home
 70 - WCF vs. Bos.: 1987-88

On Road
 65 - SCF vs. Ana.: 2002-03

FEWEST SHOTS OPPONENT

140 - ECQF vs. Pit.: 1998-99

At Home
 51 - SCF vs. Col.: 2000-01

On Road
 68 - ECQF vs. Pit.: 1998-99

FEWEST SHOTS BOTH TEAMS

324 - SCF vs. Col. (NJ 178, Col. 146): 2000-01

At Home
 132 - SCF vs. Col. (NJ 81, Col. 51): 2000-01

On Road
 192 - SCF vs. Col. (NJ 97, Col. 95): 2000-01

On Road
 5 - 5/19/01 in 5-0 win @ Pit.

5/7/95 in 5-0 win @ Bos.

GREATEST MARGIN OF DEFEAT

7 - 4/20/93 in 7-0 loss @ Pit.

At Home
 5 - 5/6/88 in 6-1 loss vs. Bos.

4/28/88 in 7-2 loss vs. Wsh.

On Road
 7 - 4/20/93 in 7-0 loss @ Pit.

MOST CONSECUTIVE GOALS

6 - 5/30/00 in 7-3 win vs. Dal.

At Home
 6 - 5/30/00 in 7-3 win vs. Dal.

On Road
 5 - 5/19/01 in 5-0 win @ Pit.

5/7/95 in 5-0 win @ Bos.

MOST CONSECUTIVE GOALS OPPONENT

7 - 4/20/93 in 7-0 loss @ Pit.

At Home
 6 - 4/28/88 in 7-2 loss vs. Wsh.

On Road
 7 - 4/20/93 in 7-0 loss @ Pit.

At Home
 6 - 4/28/88 in 7-2 loss vs. Wsh.

On Road
 7 - 4/20/93 in 7-0 loss @ Pit.

POWER PLAY**MOST POWER PLAY GOALS**

5 - 4/22/06 in 6-1 win vs. NYR

At Home
 5 - 4/22/06 in 6-1 win vs. NYR

On Road
 3 - 4/11/91 in 4-2 win @ Pit.

4/20/88 in 5-2 win @ Wsh.

MOST POWER PLAY CHANCES

13 - 4/22/06 in 6-1 win vs. NYR (5-13)

At Home
 13 - 4/22/06 in 6-1 win vs. NYR (5-13)

On Road
 9 - 4/17/01 in 4-0 win @ Car. (0-9)

4/6/88 in 4-3 OT loss @ NYI (1-9)

MOST POWER PLAY GOALS OPPONENT

5 - 5/6/06 in 6-0 loss @ Car.

At Home
 3 - 4/17/12 in 4-3 loss vs. Fla.

On Road
 5 - 5/6/06 in 6-0 loss @ Car.

MOST SHORTHANDED SITUATIONS

11 - 4/22/88 in 10-4 win vs. Wsh. (1-11)

At Home
 1 - 4/22/88 in 10-4 win vs. Wsh. (1-11)

On Road
 10 - 4/6/88 in 4-3 OT loss @ NYI (3-10)

ASSISTS**MOST ASSISTS**

14 - 4/22/88 in 10-4 win vs. Wsh.

At Home
 14 - 4/22/88 in 10-4 win vs. Wsh.

On Road
 13 - 4/21/92 in 7-3 win @ NYR

MOST ASSISTS OPPONENT

14 - 4/20/93 in 7-0 loss @ Pit.

At Home
 10 - 5/6/88 in 6-1 loss vs. Bos.

On Road
 14 - 4/20/93 in 7-0 loss @ Pit.

MOST ASSISTS BOTH TEAMS

23 - 4/27/92 in 8-5 loss @ NYR (NYR 13, NJ 10)

At Home
 19 - 4/22/88 in 10-4 win vs. Wsh. (NJ 14, Wsh. 5)

4/14/88 in 6-5 win vs. NYI (NJ 12, NYI 7)

On Road
 23 - 4/27/92 in 8-5 loss @ NYR (NYR 13, NJ 10)

POINTS**MOST POINTS**

24 - 4/22/88 in 10-4 win vs. Wsh.

At Home
 24 - 4/22/88 in 10-4 win vs. Wsh.

On Road
 20 - 4/21/92 in 7-3 win @ NYR

MOST POINTS OPPONENT

21 - 4/20/93 in 7-0 loss @ Pit.

5/1/92 in 8-4 loss @ NYR

4/27/92 in 8-5 loss @ NYR

At Home
 16 - 5/6/88 in 6-1 loss vs. Bos.

4/28/88 in 7-2 loss vs. Wsh.

On Road
 21 - 4/20/93 in 7-0 loss @ Pit.

5/1/92 in 8-4 loss @ NYR

4/27/92 in 8-5 loss @ NYR

MOST POINTS BOTH TEAMS

36 - 4/27/92 in 8-5 loss @ NYR (NYR 8-13-21, NJ 5-10-15)

PERIOD**GOALS****MOST GOALS SCORED**

5 - 4/22/88 in 2nd per. of 10-4 win vs. Wsh.

At Home
 5 - 4/22/88 in 2nd per. of 10-4 win vs. Wsh.

On Road
 4 - 5/11/12 in 3rd per. of 4-1 win @ Phil.

MOST GOALS SCORED OPPONENT

5 - 5/6/88 in 2nd per. of 6-1 loss vs. Bos.

At Home
 5 - 5/6/88 in 2nd per. of 6-1 loss vs. Bos.

On Road
 4 - 4/20/93 in 2nd per. of 7-0 loss @ Pit.

MOST GOALS BOTH TEAMS

8 - 4/22/88 in 2nd per. of 10-4 win vs. Wsh. (NJ 5, Wsh. 3)

At Home

33 - 4/22/88 in 10-4 win vs. Wsh. (NJ 10-14-24, Wsh. 4-5-9)

On Road

36 - 4/27/92 in 8-5 loss @ NYR (NYR 8-13-21, NJ 5-10-15)

PENALTY MINUTES**MOST PENALTY MINUTES**

108 - 4/22/88 in 10-4 win vs. Wsh.

At Home
 108 - 4/22/88 in 10-4 win vs. Wsh.

On Road
 91 - 5/8/97 in 3-0 loss @ NYR

MOST PENALTY MINUTES OPPONENT

123 - 4/22/88 in 10-4 win vs. Wsh.

At Home
 123 - 4/22/88 in 10-4 win vs. Wsh.

On Road
 80 - 4/20/88 in 5-2 win @ Wsh.

MOST PENALTY MINUTES BOTH TEAMS

231 - 4/22/88 in 10-4 win vs. Wsh. (Wsh. 123, NJ 108)

At Home
 231 - 4/22/88 in 10-4 win vs. Wsh. (Wsh. 123, NJ 108)

On Road
 162 - 4/20/88 in 5-2 win @ Wsh. (NJ 82, Wsh. 80)

SHOTS**MOST SHOTS**

70 - 4/27/94 in 1-0 4 OT loss @ Buf.

At Home
 51 - 5/26/95 in 2-1 win vs. Pit.

On Road
 70 - 4/27/94 in 1-0 4 OT loss @ Buf.

MOST SHOTS OPPONENT

50 - 5/19/94 in 3-2 OT loss vs. NYR

4/27/94 in 1-0 4 OT loss @ Buf.

At Home
 50 - 5/19/94 in 3-2 OT loss vs. NYR

On Road
 50 - 4/27/94 in 1-0 4 OT loss @ Buf.

MOST SHOTS BOTH TEAMS

120 - 4/27/94 in 1-0 4 OT loss @ Buf. (NJ 70, Buf. 50)

At Home
 89 - 6/8/00 in 1-0 3 OT loss vs. Dal. (NJ 48, Dal. 41)

At Home

0:42 - Petr Sykora, 6/5/03, in 6-3 win vs. Ana.

On Road

0:23 - Stephen Weiss, 4/15/12, in 4-2 loss @ Fla.

FASTEST GOAL START OF PERIOD

0:14 - Kirk Muller, 4/30/88, in 1st per. of 3-2 win @ Wsh.

At Home

0:15 - Jamie Langenbrunner, 4/11/03, in 3rd per. of 4-2 win vs. Bos.

On Road

0:14 - Kirk Muller, 4/30/88, in 1st per. of 3-2 win @ Wsh.

FASTEST GOAL AGAINST START OF PERIOD

0:13 - Martin Straka, 4/25/99, in 3rd per. of 4-2 loss @ Pit.

At Home

0:27 - Mike Ridley, 4/13/90, in 3rd per. of 4-3 loss vs. Wsh.

(franchise record)

0:23 - Mel Bridgman, 4/11/78, in 4th per. of 3-2 OT loss vs. Phi. @ Col.

On Road

0:13 - Martin Straka, 4/25/99, in 3rd per. of 4-2 loss @ Pit.

ASSISTS**MOST ASSISTS**

8 - 5/9/01 in 2nd per. of 5-1 win vs. Tor.

At Home

8 - 5/9/01 in 2nd per. of 5-1 win vs. Tor.

On Road

6 - Accomplished nine times, most recently 6/6/12 in 3rd per. of 3-1 win @ LA

MOST ASSISTS OPPONENT

8 - 4/20/93 in 2nd per. of 7-0 loss @ Pit.

5/6/88 in 2nd per. of 6-1 loss vs. Bos.

At Home

8 - 5/6/88 in 2nd per. of 6-1 loss vs. Bos.

On Road

8 - 4/20/93 in 2nd per. of 7-0 loss @ Pit.

MOST ASSISTS BOTH TEAMS

11 - 4/27/92 in 3rd per. of 8-5 loss @ NYR (NJ 6, NYR 5)

At Home

10 - 5/6/88 in 2nd per. of 6-1 loss vs. Bos. (Bos. 8, NJ 2)

On Road

11 - 4/27/92 in 3rd per. of 8-5 loss @ NYR (NJ 6, NYR 5)

POINTS**MOST POINTS**

12 - 5/9/01 in 2nd per. of 5-1 win vs. Tor. (4g-8a)

At Home

12 - 5/9/01 in 2nd per. of 5-1 win vs. Tor. (4g-8a)

On Road

10 - 5/1/12 in 3rd per. of 4-1 win @ Phi. (4g-6a)

MOST POINTS OPPONENT

13 - 5/6/88 in 2nd per. of 6-1 loss vs. Bos. (5g-8a)

At Home

13 - 5/6/88 in 2nd per. of 6-1 loss vs. Bos. (5g-8a)

On Road

12 - 4/20/93 in 2nd per. of 7-0 loss @ Pit. (4g-8a)

MOST POINTS BOTH TEAMS

17 - 4/27/92 in 3rd per. of 8-5 loss @ NYR (NJ 3-6-9, NYR 3-5-8)

4/22/88 in 2nd per. of 10-4 win vs. Wsh. (NJ 5-6-11, Wsh. 3-3-6)

At Home

17 - 4/22/88 in 2nd per. of 10-4 win vs. Wsh. (NJ 5-6-11, Wsh. 3-3-6)

On Road

17 - 4/27/92 in 3rd per. of 8-5 loss @ NYR (NJ 3-6-9, NYR 3-5-8)

PENALTY MINUTES**MOST PENALTY MINUTES**

75 - 5/8/97 in 3rd per. of 3-0 loss @ NYR

At Home

60 - 4/22/88 in 3rd per. of 10-4 win vs. Wsh.

On Road

75 - 5/8/97 in 3rd per. of 3-0 loss @ NYR

MOST PENALTY MINUTES OPPONENT

79 - 4/29/92 in 3rd per. of 5-3 win vs. NYR

At Home

79 - 4/29/92 in 3rd per. of 5-3 win vs. NYR

On Road54 - 4/17/01 in 3rd per. of 4-0 win @ Car.
4/20/88 in 2nd per. of 5-2 win @ Wsh.**MOST PENALTY MINUTES BOTH TEAMS**

137 - 4/22/88 in 3rd per. of 10-4 win vs. Wsh. (Wsh. 77, NJ 60)

At Home

137 - 4/22/88 in 3rd per. of 10-4 win vs. Wsh. (Wsh. 77, NJ 60)

On Road

125 - 5/8/97 in 3rd per. of 3-0 loss @ NYR (NJ 75, NYR 50)

SHOTS**MOST SHOTS**

26 - 4/13/12 in 1st per. of 3-2 win @ Fla.

At Home

20 - 5/11/97 in 2nd per. of 2-1 OT loss vs. NYR

On Road

26 - 4/13/12 in 1st per. of 3-2 win @ Fla.

MOST SHOTS OPPONENT

22 - 4/21/09 in 2nd per. of 4-3 loss @ Car.

At Home

20 - 5/6/88 in 2nd per. of 6-1 loss vs. Bos.

On Road

22 - 4/21/09 in 2nd per. of 4-3 loss @ Car.

MOST SHOTS BOTH TEAMS

35 - 4/13/12 in 1st per. of 3-2 win @ Fla. (NJ 26, Fla. 9)

At Home

34 - 4/23/09 in 2nd per. of 1-0 win vs. Car. (Car. 19, NJ 15)

On Road

35 - 4/13/12 in 1st per. of 3-2 win @ Fla. (NJ 26, Fla. 9)

FEWEST SHOTS

1 - 5/9/94 in 3rd per. of 2-0 win vs. Bos.

At Home

1 - 5/9/94 in 3rd per. of 2-0 win vs. Bos.

On Road2 - 5/29/01 in 3rd per. of 2-1 win @ Col.
4/23/94 in 1st per. of 5-3 loss @ Buf.**FEWEST SHOTS OPPONENT**

1 - Accomplished six times, most recently 4/26/01 in 3rd per. of 2-0 loss vs. Tor.

At Home

1 - Accomplished four times, most recently 4/26/01 in 3rd per. of 2-0 loss vs. Tor.

On Road1 - 6/10/00 in 4th per. of 2-1 OT win @ Dal.
4/18/00 in 2nd per. of 2-1 win @ Fla.

NEW JERSEY DEVILS

WHILE AT PRUDENTIAL CENTER

SPORTS & THE ARTS

Prudential Center includes original abstract, contemporary and figurative paintings created by the renowned artists of Los Angeles, CA-based Sports & the Arts, and have been selected from across the United States and Canada.

The 200-foot wide by 30-foot high free-form mural on the west side of Prudential Center's Grand Concourse was created on site by artist Tom Mosser, and depicts local points of interest, architecture and teams. The mural is titled "Impressionistic Realism," and features artwork that captures the essence of New Jersey's sports and entertainment history.

From left to right are: Cape May, former Devils' defenseman Ken Daneyko, Tony Meola, High Point, Atlantic City Carousel, Terry Dehere, Althea Gibson, Barnegat Light House, goaltender Martin Brodeur, Prudential Building, National Newark Building, Richie Regan, boxing, New Jersey State Capitol dome, former defenseman Scott Stevens, Steel Pier and a figure skater.

For further information, please visit www.sportart.net.

AMERIHEALTH PAVILION AT PRUDENTIAL CENTER

On September 11, 2008, the Devils' practice facility was formally introduced as "AmeriHealth Pavilion at Prudential Center," during a ribbon-cutting ceremony.

Among those in attendance were: former Devils' Chairman/Managing Partner Jeff Vanderbeek; former Co-owner Mike Giffilan; AmeriHealth New Jersey President/CEO Judith L. Roman; and Vice President, Sales/Marketing Mike Munoz.

Prudential Center remains one of just two NHL arenas with a practice rink, and the only building with dual locker rooms/training facilities. The AmeriHealth Pavilion at Prudential Center's logo sign at the Lafayette/Mulberry Street entrance was unveiled during the program.

CHAMPIONSHIP PLAZA

Construction of Prudential Center's Championship Plaza, an outdoor area celebrating the rich 32-year history and tradition of the New Jersey Devils, began on July 22, 2009. Located across from PNC Bank Tower on Mulberry Street between Edison Place and Market Street in Newark, it has become the gathering place for Devils' fans before and after each game.

The centerpiece of Championship Plaza is an in-ground, 60-foot in diameter Devils' logo. Constructed of granite, the logo is surrounded by pieces of stone commemorating each of the team's three Stanley Cup Championships. A 22-foot tall, 7,000-pound, stainless steel hockey player statue, sculpted by New Jersey native Jon Krawczyk, graces the north end of the plaza on Market Street. Championship Plaza also include bricks recognizing the team's 1987-88 Patrick Division Playoff Championship, five Eastern Conference Championships and eight Atlantic Division titles.

Centered along Mulberry Street is a solid granite, custom-sculpted Prudential Rock. Prudential Financial's well-known brand symbol was inspired by the Rock of Gibraltar, and represents the company's strength, stability and financial security. Prudential has been part of the Newark community since its founding in 1875.

Devils' fans have the opportunity to purchase a limited number of commemorative bricks that can be inscribed with a personalized message. The bricks are installed in and around Championship Plaza's elements and are available in two sizes: 4"x 8" and 8"x 8."

CURRENT CONSECUTIVE YEARS IN THE PLAYOFFS

Detroit.....22	Vancouver.....5	Minnesota.....1
San Jose.....9	Los Angeles.....4	Montreal.....1
Pittsburgh.....7	NY Rangers.....3	NY Islanders.....1
Boston.....6	Ottawa.....2	Toronto.....1
Washington.....6	St. Louis.....2	
Chicago.....5	Anaheim.....1	

CAREER

MOST SEASONS

16 - Martin Brodeur

MOST GAMES PLAYED

205 - Martin Brodeur

MOST GOALS

45 - Patrik Elias

By Defenseman

17 - Brian Rafalski, Scott Niedermayer, Scott Stevens

MOST ASSISTS

80 - Patrik Elias

By Defenseman

47 - Scott Niedermayer

MOST POINTS

125 - Patrik Elias (45g-80a)

By Defenseman

64 - Scott Niedermayer (17g-47a)

MOST POINTS AT HOME

71 - Patrik Elias (18g-53a)

By Defenseman

37 - Scott Stevens (9g-28a)

MOST POINTS ON ROAD

54 - Patrik Elias (27g-27a)

By Defenseman

37 - Scott Niedermayer (11g-26a)

MOST SHOTS

444 - Patrik Elias

By Defenseman

295 - Scott Stevens

MOST PENALTY MINUTES

296 - Ken Daneyko

By Defenseman

296 - Ken Daneyko

MOST POWER PLAY GOALS

21 - Patrik Elias

MOST POWER PLAY POINTS

52 - Patrik Elias (21g-31a)

MOST SHORTHANDED GOALS

4 - Brian Rolston, John Madden

MOST GAME-WINNING GOALS

6 - Accomplished five times, most recently Jamie Langenbrunner

MOST HAT TRICKS

1 - Accomplished five times, most recently John Madden

HIGHEST PLUS/MINUS

33 - Scott Stevens

By Defenseman

33 - Scott Stevens

GOALTENDING

MOST GAMES PLAYED

205 - Martin Brodeur

MOST MINUTES PLAYED

12719 - Martin Brodeur

MOST VICTORIES

113 - Martin Brodeur

MOST DEFEATS

91 - Martin Brodeur

BEST GAA (2 seasons)

2.02 - Martin Brodeur

MOST SHUTOUTS

24 - Martin Brodeur

MOST PENALTY MINUTES

38 - Martin Brodeur

SEASON

MOST GOALS

13 - Claude Lemieux: 1994-95

By Defenseman

7 - Brian Rafalski: 2000-01

By Rookie

5 - Adam Henrique: 2011-12
Doug Brown: 1987-88

MOST ASSISTS

16 - Scott Niedermayer: 2002-03

By Defenseman

16 - Scott Niedermayer: 2002-03

By Rookie

8 - Adam Henrique: 2011-12

MOST POINTS

23 - Patrik Elias (9g-14a): 2000-01

By Defenseman

18 - Scott Niedermayer (2g-16a): 2002-03
Brian Rafalski (7g-11a): 2000-01

By Rookie

13 - Adam Henrique (5g-8a): 2011-12

MOST POINTS AT HOME

18 - Patrik Sundstrom (6g-12a): 1987-88

By Defenseman

14 - Scott Niedermayer (1g-13a): 2002-03

By Rookie

5 - Scott Gomez (3g-2a): 1999-00
John Madden (1g-4a): 1999-00

MOST POINTS ON ROAD

15 - Aaron Broten (5g-10a): 1987-88

By Defenseman

13 - Brian Rafalski (6g-7a): 2000-01

By Rookie

10 - Adam Henrique (4g-6a): 2011-12

MOST SHOTS

87 - Zach Parise: 2011-12

By Defenseman

56 - Scott Stevens: 1993-94

MOST PENALTY MINUTES

113 - Perry Anderson: 1987-88

By Defenseman

83 - Ken Daneyko: 1987-88

MOST POWER PLAY GOALS

5 - Ilya Kovalchuk: 2011-12
Jason Arnott: 2000-01
Mark Johnson: 1987-88

MOST POWER PLAY POINTS

11 - Mark Johnson: 1987-88

MOST SHORTHANDED GOALS

2 - Accomplished five times, most recently John Madden: 2005-06

MOST GAME-WINNING GOALS

4 - Jeff Friesen, Jamie Langenbrunner: 2002-03
Neal Broten: 1994-95

MOST HAT TRICKS

1 - Accomplished five times, most recently John Madden: 2005-06

HIGHEST PLUS/MINUS

15 - Petr Sykora: 2000-01

By Defenseman

14 - Scott Stevens: 2002-03

GOALTENDING

MOST GAMES PLAYED

25 - Martin Brodeur: 2000-01

MOST MINUTES PLAYED

1505 - Martin Brodeur: 2000-01

MOST VICTORIES

16 - Martin Brodeur: 2002-03, 1999-00, 1994-95

MOST DEFEATS

10 - Martin Brodeur: 2000-01

BEST GOALS-AGAINST AVERAGE (8 GPI)

1.61 - Martin Brodeur: 1999-00

MOST SHUTOUTS

7 - Martin Brodeur: 2002-03

MOST PENALTY MINUTES

14 - Sean Burke: 1987-88

FOUR-GAME SERIES

MOST GOALS

5 - Patrik Elias: ECQF vs. NYR, 2005-06

By Defenseman

2 - Scott Niedermayer, Scott Stevens: ECQF vs. Fla., 1999-00

By Rookie

1 - Accomplished four times, most recently Zach Parise: ECQF vs. NYR, 2005-06

MOST ASSISTS

6 - Patrik Elias, Jamie Langenbrunner: ECQF vs. NYR, 2005-06

By Defenseman

3 - Paul Martin, Brian Rafalski: ECQF vs. NYR, 2005-06
Scott Niedermayer: SCF vs. Det., 1994-95

By Rookie

2 - John Madden: ECQF vs. Fla., 1999-00

MOST POINTS

11 - Patrik Elias (5g-6a): ECQF vs. NYR, 2005-06

By Defenseman

4 - Brian Rafalski (1g-3a): ECQF vs. NYR, 2005-06

Scott Stevens (1g-3a): ECQF vs. Fla., 1999-00
Scott Niedermayer (2g-2a): SCF vs. Det., 1994-95

By Rookie

3 - Brian Rafalski (1g-2a): ECQF vs. Fla., 1999-00

MOST POINTS AT HOME

6 - Patrik Elias (2g-4a): ECQF vs. NYR, 2005-06

By Defenseman

3 - Scott Stevens (2g-1a): ECQF vs. Fla., 1999-00
Bruce Driver (1g-2a): SCF vs. Det., 1994-95

By Rookie

2 - Sergei Brylin (1g-1a): SCF vs. Det., 1994-95
John Madden (2a): ECQF vs. Fla., 1999-00

MOST POINTS ON ROAD

5 - Patrik Elias (3g-2a): ECQF vs. NYR, 2005-06

By Defenseman

3 - Brian Rafalski (1g-2a): ECQF vs. Fla., 1999-00
Scott Niedermayer (1g-2a): SCF vs. Det., 1994-95

By Rookie

3 - Brian Rafalski (1g-2a): ECQF vs. Fla., 1999-00

MOST SHOTS

18 - Scott Gomez, John Madden: ECQF vs. NYR, 2005-06

Claude Lemieux: ECQF vs. Fla., 1999-00

By Defenseman

11 - Scott Niedermayer: ECQF vs. Fla., 1999-00

MOST PENALTY MINUTES

14 - Claude Lemieux: ECQF vs. Fla., 1999-00

By Defenseman

6 - Ken Daneyko: SCF vs. Det., 1994-95

MOST POWER PLAY GOALS

3 - Patrik Elias: ECQF vs. NYR, 2005-06

MOST POWER PLAY POINTS

6 - Patrik Elias (2g-4a): ECQF vs. Car., 2001-02

MOST SHORTHANDED GOALS

2 - John Madden: ECQF vs. NYR, 2005-06

FIVE-GAME SERIES

MOST GOALS

6 - Claude Lemieux: ECSF vs. Pit., 1994-95

By Defenseman

3 - Brian Rafalski: ECF vs. Pit., 2000-01

By Rookie

2 - Patrik Elias: ECQF vs. Mtl., 1996-97

MOST ASSISTS

6 - Accomplished four times, most recently Scott Gomez: ECQF vs. Phi., 2003-04

By Defenseman

5 - Brian Rafalski: ECSF vs. Car., 2005-06
Brian Rafalski: ECF vs. Pit., 2000-01
Shawn Chambers: ECQF vs. Mtl., 1996-97

By Rookie

4 - Adam Henrique: ECSF vs. Phi., 2011-12

MOST POINTS

8 - Accomplished four times, most recently John Madden (2g-6a): ECQF vs. Bos., 2002-03

By Defenseman

8 - Brian Rafalski (3g-5a): ECF vs. Pit., 2000-01

By Rookie

4 - Adam Henrique (4a): ECSF vs. Phi., 2011-12
Patrik Elias (2g-2a): ECQF vs. Mtl., 1996-97

MOST POINTS AT HOME

7 - Jamie Langenbrunner (5g-2a): ECQF vs. Bos., 2002-03

By Defenseman

4 - Marek Zidlicky (1g-3a): ECSF vs. Phi., 2011-12
Scott Niedermayer (1g-3a): ECSF vs. TB, 2002-03

By Rookie

2 - Paul Martin (1g-1a): ECQF vs. Phi., 2003-04

MOST POINTS ON ROAD

7 - Stephane Richer (2g-5a): ECQF vs. Bos., 1994-95

By Defenseman

5 - Brian Rafalski (3g-2a): ECF vs. Pit., 2000-01

By Rookie

4 - Patrik Elias (2g-2a): ECQF vs. Mtl., 1996-97

MOST SHOTS

26 - Brian Rolston: ECQF vs. Mtl., 1996-97
Scott Stevens: ECSF vs. Pit., 1994-95

MOST GAME-WINNING GOALS

2 - Brian Gionta: ECQF vs. NYR, 2005-06
Neal Broten: SCF vs. Det., 1994-95

MOST HAT TRICKS

1 - John Madden: ECQF vs. NYR, 2005-06

HIGHEST PLUS/MINUS

6 - Paul Martin: ECQF vs. NYR, 2005-06

By Defenseman

6 - Paul Martin: ECQF vs. NYR, 2005-06

GOALTENDING

MOST GAMES PLAYED

4 - Martin Brodeur: ECQF vs. NYR, 2005-06
Martin Brodeur: ECQF vs. Fla., 1999-00
Martin Brodeur: SCF vs. Det., 1994-95

MOST MINUTES PLAYED

240 - Martin Brodeur: ECQF vs. Fla., 1999-00
Martin Brodeur: SCF vs. Det., 1994-95

MOST VICTORIES

4 - Martin Brodeur: ECQF vs. NYR, 2005-06
Martin Brodeur: ECQF vs. Fla., 1999-00
Martin Brodeur: SCF vs. Det., 1994-95

MOST DEFEATS

n/a

BEST GOALS-AGAINST AVERAGE (4 GPI)

1.00 - Martin Brodeur: ECQF vs. NYR, 2005-06

MOST SHUTOUTS

1 - Martin Brodeur: ECQF vs. NYR, 2005-06

MOST PENALTY MINUTES

2 - Martin Brodeur: SCF vs. Det., 1994-95

By Defenseman

26 - Scott Stevens: ECSF vs. Pit., 1994-95

MOST PENALTY MINUTES

29 - Reid Simpson: ECSF vs. NYR, 1996-97

By Defenseman

20 - Ken Daneyko: ECQF vs. Mtl., 1996-97

MOST POWER PLAY GOALS

3 - Patrik Elias: ECQF vs. NYR, 2007-08

MOST POWER PLAY POINTS

5 - Shawn Chambers (1g-4a): ECQF vs. Mtl., 1996-97

MOST SHORTHANDED GOALS

2 - Brian Rolston: ECQF vs. Mtl., 1996-97

MOST GAME-WINNING GOALS

2 - Accomplished four times, most recently David Clarkson: ECSF vs. Phi., 2011-12

MOST HAT TRICKS

1 - Valeri Zelepukin: ECQF vs. Mtl., 1996-97

HIGHEST PLUS/MINUS

7 - Neal Broten: ECSF vs. Pit., 1994-95

By Defenseman

6 - Colin White: ECF vs. Pit., 2000-01
Shawn Chambers: ECSF vs. Pit., 1994-95

GOALTENDING

MOST GAMES PLAYED

5 - Accomplished 13 times, most recently Martin Brodeur: ECSF vs. Phi., 2011-12

MOST MINUTES PLAYED

352 - Martin Brodeur: ECSF vs. TB, 2002-03

MOST VICTORIES

4 - Accomplished seven times, most recently Martin Brodeur: ECSF vs. Phi., 2011-12

MOST DEFEATS</

SIX-GAME SERIES

MOST GOALS

6 - Zach Parise: ECQF vs. TB, 2006-07

By Defense

3 - Brian Rafalski: ECQF vs. Car., 2001-02

Bruce Driver: PDSF vs. NYI, 1987-88

By Rookie

2 - Accomplished six times, most recently Adam Henrique: SCF vs. LA, 2011-12

MOST ASSISTS

7 - Scott Gomez: ECQF vs. TB, 2006-07

John MacLean: PDSF vs. NYI, 1987-88

By Defense

5 - Brian Rafalski: ECQF vs. TB, 2006-07

Bruce Driver: PDSF vs. Wsh., 1989-90

By Rookie

3 - Accomplished six times, most recently Adam Henrique: ECF vs. NYR, 2011-12

MOST POINTS

11 - John MacLean (4g-7a): PDSF vs. NYI, 1987-88

By Defense

7 - Brian Rafalski (2g-5a): ECQF vs. TB, 2006-07

By Rookie

5 - Scott Gomez (2g-3a): ECSF vs. Tor., 1999-00

MOST POINTS AT HOME

8 - John MacLean (2g-6a): PDSF vs. NYI, 1987-88

By Defense

4 - Brian Rafalski (1g-3a): ECQF vs. TB, 2006-07

Bruce Driver (1g-3a): PDSF vs. Wsh., 1989-90

By Rookie

4 - Brian Gionta (2g-2a): ECQF vs. Car., 2001-02

MOST POINTS ON ROAD

5 - John MacLean (2g-3a): ECSF vs. Bos., 1993-94

By Defense

3 - Accomplished six times, most recently Bryce Salvador (3a): ECF vs. NYR, 2011-12

By Rookie

3 - Travis Zajac (0g-3a): ECQF vs. TB, 2006-07

Brian Rafalski (1g-2a): SCF vs. Dal., 2000-01

MOST SHOTS

29 - Zach Parise: ECQF vs. TB, 2006-07

By Defense

21 - Scott Stevens: ECSF vs. Bos., 1993-94

MOST PENALTY MINUTES

48 - Perry Anderson: PDSF vs. NYI, 1987-88

By Defense

30 - Jim Korn: PDSF vs. NYI, 1987-88

MOST POWER PLAY GOALS

3 - Brian Rafalski: ECQF vs. Car., 2001-02

Bruce Driver: PDSF vs. NYI, 1987-88

MOST POWER PLAY POINTS

6 - Patrik Elias (2g-4a): ECQF vs. Car., 2001-02

MOST SHORTHANDED GOALS

1 - Accomplished nine times, most recently Petr Sykora: ECQF vs. Car., 2000-01

MOST GAME-WINNING GOALS

2 - Brian Gionta: ECQF vs. Car., 2001-02

Bobby Holik: ECQF vs. Pit., 2000-01

MOST HAT TRICKS

n/a

HIGHEST PLUS/MINUS

7 - Sergei Brylin, Alexander Mogilny: ECQF vs. Car., 2000-01

By Defense

6 - Scott Niedermayer, Scott Stevens: ECQF vs. Car., 2000-01

GOALTENDING

MOST GAMES PLAYED

6 - Accomplished nine times, most recently Martin Brodeur: SCF vs. LA, 2011-12

MOST MINUTES PLAYED

434 - Martin Brodeur: SCF vs. Dal., 1999-00

MOST VICTORIES

4 - Accomplished six times, most recently Martin Brodeur: ECF vs. NYR, 2011-12

MOST DEFEATS

4 - Martin Brodeur: SCF vs. LA, 2011-12

Martin Brodeur: ECQF vs. Car., 2001-02

Martin Brodeur: ECQF vs. Ott., 1997-98

BEST GOALS-AGAINST AVERAGE (4 GPI)

1.24 - Martin Brodeur: SCF vs. Dal., 1999-00

MOST SHUTOUTS

2 - Martin Brodeur: ECQF vs. Car., 2001-02

Martin Brodeur: ECQF vs. Tor., 1999-00

MOST PENALTY MINUTES

6 - Martin Brodeur: ECSF vs. Tor., 1999-00

MOST SHORTHANDED GOALS

1 - Accomplished seven times, most recently John Madden: ECF vs. Ott., 2002-03

MOST GAME-WINNING GOALS

3 - Jeff Friesen: ECF vs. Ott., 2002-03

MOST HAT TRICKS

1 - Mark Johnson (4): PDF vs. Wsh., 1987-88

Patrik Sundstrom: PDF vs. Wsh., 1987-88

Aaron Broten: PDF vs. Wsh., 1987-88

HIGHEST PLUS/MINUS

8 - Scott Niedermayer: SCF vs. Ana., 2002-03

By Defense

8 - Scott Niedermayer: SCF vs. Ana., 2002-03

GAME

MOST GOALS

4 - Mark Johnson, 4/22/88 vs. Wsh.

By Defense

2 - Accomplished five times, most recently Brian Rafalski, 4/21/02 vs. Car.

By Rookie

2 - Adam Henrique, 4/26/12 @ Fla.

MOST ASSISTS

5 - Patrik Sundstrom, 4/22/88 vs. Wsh.

By Defense

4 - Ken Daneyko, 4/22/88 vs. Wsh.

By Rookie

2 - Accomplished 11 times, most recently Adam Henrique, 5/8/12 @ Phi.

PERIOD

MOST GOALS

2 - Accomplished 22 times, most recently Zach Parise, 5/21/12 vs. NYR (3rd)

GOALTENDING

MOST GAMES PLAYED

7 - Accomplished 12 times, most recently Martin Brodeur: ECQF vs. Fla., 2011-12

MOST MINUTES PLAYED

498 - Martin Brodeur: ECF vs. NYR, 1993-94

MOST VICTORIES

4 - Accomplished six times, most recently Martin Brodeur: ECQF vs. Fla., 2011-12

MOST DEFEATS

4 - Accomplished five times, most recently Martin Brodeur: ECQF vs. Car., 2008-09

BEST GOALS-AGAINST AVERAGE (4 GPI)

1.61 - Martin Brodeur: ECQF vs. Buf., 1994-95

MOST SHUTOUTS

3 - Martin Brodeur: SCF vs. Ana., 2002-03

MOST PENALTY MINUTES

8 - Sean Burke: WCF vs. Bos., 1987-88

MOST POINTS

8 - Patrik Sundstrom (3g-5a), 4/22/88 vs. Wsh.

By Defense

4 - Ken Daneyko (4a), 4/22/88 vs. Wsh.

By Rookie

3 - Mike Rupp (1g-2a), 6/9/03 vs. Ana.

MOST SHOTS

12 - Bobby Holik, 4/24/02 @ Car.

By Defense

8 - Scott Stevens, 5/24/95 vs. Pit.

Scott Stevens, 5/3/94 vs. Bos.

HIGHEST PLUS/MINUS

5 - Patrik Sundstrom, 4/22/88 vs. Wsh.

By Defense

3 - Accomplished 22 times, most recently Paul Martin, 4/26/06 @ NYR

MOST PENALTY MINUTES

37 - Jim Korn (min., maj., 2 misc., game), 4/28/88 vs. Wsh.

SEVEN-GAME SERIES

MOST GOALS

5 - Jeff Friesen: SCF vs. Ana., 2002-03

John MacLean: PDSF vs. Pit., 1990-91

By Defense

3 - Brian Rafalski: ECSF vs. Tor., 2000-01

By Rookie

3 - Bill Guerin, Kevin Todd: PDSF vs. NYR, 1991-92

MOST ASSISTS

7 - Bobby Holik: ECQF vs. Pit., 1998-99

Peter Stastny: PDSF vs. NYR, 1991-92

John MacLean: PDSF vs. NYI, 1987-88

By Defense

5 - Scott Niedermayer: SCF vs. Ana., 2002-03

Scott Niedermayer: ECF vs. Ott., 2002-03

Scott Stevens: ECQF vs. Buf., 1993-94

By Rookie

4 - Jon Morris: PDSF vs. Pit., 1990-91

MOST POINTS

10 - Peter Stastny (3g-7a): PDSF vs. NYR, 1991-92

Patrik Sundstrom (4g-6a): PDF vs. Wsh., 1987-88

By Defense

6 - Scott Stevens (1g-5a): ECQF vs. Buf., 1993-94

By Rookie

5 - Kevin Todd (3g-2a): PDSF vs. NYR, 1991-92

MOST POINTS AT HOME

9 - Patrik Sundstrom (3g-6a): PDF vs. Wsh., 1987-88

By Defense

5 - Scott Niedermayer (5a): SCF vs. Ana., 2002-03

By Rookie

4 - Mike Rupp (1g-3a): SCF vs. Ana., 2002-03

MOST POINTS ON ROAD

7 - Peter Stastny (1g-6a): PDSF vs. NYR, 1991-92

By Defense

5 - Tom Kurvers (2g-3a): WCF vs. Bos., 1987-88

By Rookie

3 - Adam Henrique (2g-1a): ECQF vs. Fla., 2011-12

Bill Guerin (3g): PDSF vs. NYR, 1991-92

MOST SHOTS

33 - Claude Lemieux: PDSF vs. NYR, 1991-92

By Defense

23 - Bruce Driver: PDSF vs. NYR, 1991-92

MOST PENALTY MINUTES

38 - Perry Anderson: WCF vs. Bos., 1987-88

Dave Maley: PDF vs. Wsh., 1987-88

By Defense

33 - Ken Daneyko: ECQF vs. Buf., 1993-94

MOST POWER PLAY GOALS

3 - Mark Johnson: PDF vs. Wsh., 1987-88

MOST POWER PLAY POINTS

5 - Brendan Shanahan (2g-3a): PDSF vs. Pit., 1990-91

Mark Johnson (3g-2a): PDF vs. Wsh., 1987-88

DEVILS' PLAYOFF RECORD SCENARIOS

	Next Game	Series Record
When tied 0-0	20-23 in game 1	25-15
When leading 1-0	10-10 in game 2	15-5
When trailing 1-0	16-7 in game 2	10-13
When leading 2-0	6-4 in game 3	10-0
When trailing 2-0	4-3 in game 3	1-6
When tied 1-1	13-13 in game 3	14-12
When leading 2-1	7-10 in game 4	14-3
When trailing 2-1	10-7 in game 4	5-12
When leading 3-0	3-3 in game 4	6-0
When trailing 3-0	3-0 in game 4	0-3
When leading 3-1	7-3 in game 5	10-0
When trailing 3-1	3-7 in game 5	1-9
When tied 2-2	14-6 in game 5	11-9
When leading 3-2	8-9 in game 6	12-5
When trailing 3-2	5-4 in game 6	3-6
When tied 3-3	7-7 in game 7	7-7
Overall	136-116	25-18

NEW JERSEY DEVILS

NEW JERSEY STATE INTERSCHOLASTIC ATHLETIC ASSOCIATION HIGH SCHOOL ICE HOCKEY CHAMPIONSHIPS

Devils/NJSIAA High School Ice Hockey Championship

1997-98Seton Hall Prep
1998-99Seton Hall Prep
1999-00Hudson Catholic
2000-01Bergen Catholic
2001-02Delbarton School
2002-03Bergen Catholic
2003-04Seton Hall Prep

Non-Public Champion

2004-05Christian Brothers Academy
2005-06Delbarton School
2006-07St. Augustine Prep
2007-08Delbarton School
2008-09Delbarton School
2009-10Delbarton School
2010-11Delbarton School
2011-12Delbarton School
2012-13Delbarton School

Public Champion

2004-05Morris Knolls
2005-06Randolph
2006-07Randolph

Public A Champion

2007-08Ridge
2008-09Randolph
2009-10Toms River South
2010-11Randolph
2011-12Randolph
2012-13Randolph

Public B Champion

2007-08Kinnelon
2008-09Ramsey
2009-10West Essex
2010-11Chatham
2011-12Tenafly
2012-13Chatham

HIGH SCHOOL PLAYERS OF THE MONTH/YEAR

Boys' High School Player-of-the-Year

1992-93 Paul Giblin, Bergen Catholic
1993-94 Greg Toskos, Don Bosco Prep
1994-95 Mats Carseberg, Lawrenceville School
1995-96 Dustin DePalma, Christian Bros. Acad.
1996-97 Harry Schwefel, Lawrenceville School
1997-98 Zach Hatcher, Seton Hall Prep
1998-99 Brandon Doria, Seton Hall Prep
1999-00 Dave Bodson, Bayonne
2000-01 Matt Radoslovich, Bergen Catholic
2001-02 Kevin Kiehl, Brick Township
2002-03 Anthony Randazzo, Bergen Catholic
2003-04 Terry Robinson, Seton Hall Prep
2004-05 Ned Crotty, Delbarton School
2005-06 Mike Cacciotti, Seton Hall Prep
2006-07 Kevin Healey, St. Augustine Prep
2007-08 Charles Nerbak, Delbarton School
2008-09 Alex Velischek, Delbarton School
2009-10 Jay Malone, Toms River South
2010-11 Dan Fullam, Randolph
2011-12 Tommy Muratore, Delbarton School
2012-13 John Baiocco, Delbarton School

Girls' High School Player-of-the-Year

2004-05 Alyse Ruff, Lawrenceville School
2005-06 Brittany Doyle, Morristown-Bear
2006-07 Becky Mantell, Lawrenceville School
2007-08 Megan Winters, Morristown-Bear
2008-09 Sarah Bayersdorfer, Morristown-Bear
2009-10 Gabie Figueroa, Lawrenceville School
2010-11 Alyssa Bufis, Morristown-Bear
2011-12 Laura Mead, Morristown-Bear
2012-13 Amanda Drobot, Lawrenceville School

2012-13 Devils Non-Public All-Tournament Team

Goaltender Jarred Liscio, Don Bosco Prep
Defenseman R.J. Steer, Christian Brothers Acad.
Defenseman Trevor Incledon, Delbarton School
Forward Alex Hagerty, Delbarton School
Forward Josh Melnick, Delbarton School
Forward John Baiocco, Delbarton School

2012-13 Devils Public A All-Tournament Team

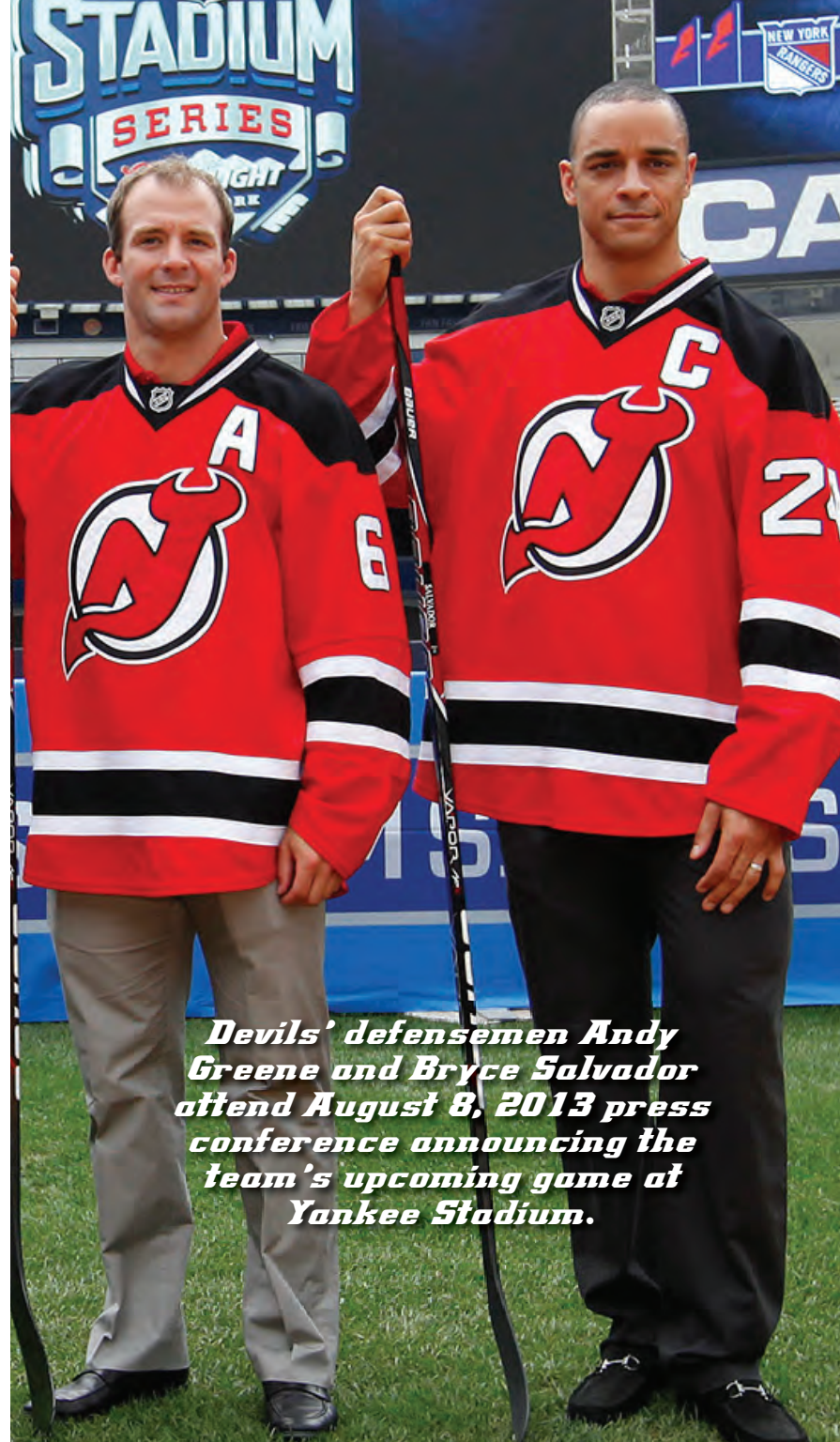
Goaltender Bobby Esposito, Bridgewater-Raritan
Defenseman Zack Simmons, Morris Knolls
Defenseman Robert Bolinder, Randolph
Forward Kyle Leddy, Ridge
Forward Tal Finberg, Livingston
Forward Andrew Reiss, Brick Township

2012-13 Devils Public B All-Tournament Team

Goaltender C.J. Albanese, Chatham
Defenseman Matt McNally, Chatham
Defenseman Anthony Pedulla, Ramsey
Forward Brian Gnad, Kinnelon
Forward Teddy Simson, Chatham
Forward Alex Whelan, Ramsey

2012-13 Players of the Month

12/12 Alex Hagerty, Delbarton School
Justin Larkin, Ramsey
Robert Bolinder, Randolph
Phil Pikus, Millburn
Kyle Leddy, Ridge
Connor Todaro, Notre Dame
Tom Panico, Wall Township
Steven Anderson, Notre Dame
Alex Fleischmann, Paramus Catholic
Matt Langlois, Christian Brothers Acad.
Nathaniel N.G. Welsh, St. Joseph (Met.)
Alec Astorga, Nutley
Rob Marsanico, Don Bosco Prep
Grant Jozefek, W. Morris Medham
Chris Deatrick, Christian Brothers Acad.
Dan Sowinski, Paramus Catholic
Brian Gnad, Kinnelon
Logan Fredericks, Robbinsville
Tal Finberg, Livingston
Liam McLaughlin, Summit
Andrew Reiss, Brick Township



Devils' defensemen Andy Greene and Bryce Salvador attend August 8, 2013 press conference announcing the team's upcoming game at Yankee Stadium.

DEVILS CARE

Through the creation of the *Devils Care* Foundation, the Devils and Prudential Center help support more than 800 non-profits in New Jersey. These include local and statewide programs that promote education, health and well-being, and the game of hockey.

Devils Care has a mission to positively impact the lives of children and adults in New Jersey. The foundation focuses on programs with a proven track record in the state that benefit New Jersey residents.

Devils Care contributed to Superstorm Sandy recovery efforts by donating over 2,000 pounds of food, 6,700 blankets and towels and 2,400 pieces of clothing to different relief organizations throughout New Jersey, including the State of New Jersey's aid distribution center at Monmouth Racetrack.

The Devils' mascot, NJ Devil, visited shelters and first responders, helping to deliver donations and assist with food and clothing drives. The Devils created a Superstorm Sandy Central web page with up-to-date information on relief and clean-up efforts.

ULTIMATE FAN OPPORTUNITIES

The Devils and Prudential Center held three online raffles for fans to win an *Ultimate Day with the Devils*, an *Ultimate Kids Birthday with the Devils*, and the *Ultimate Rolling Stones 50 & Counting Experience*. The raffles raised over \$20,000 for Sandy charities.

Mystery Puck Night gave fans the opportunity to purchase a puck signed by Devils' players for a donation of \$20. Five hundred pucks were signed and sold with all proceeds going to Sandy relief.

HOCKEY GAMES THAT HELP

The Global Hockey Legends Game between North American and Russian Hockey Legends at Prudential Center helped raise more than \$50,000 to benefit the Hurricane Sandy New Jersey Relief Fund founded by New Jersey First Lady Mary Pat Christie. NHL/Devils alumni Ken Daneyko, Bruce Driver, Grant Marshall, Jim Dowd, Sergei Brylin, Bill Guerin, Claude Lemieux, Randy McKay, Stephane Richer and Brendan Shanahan all took part in the April game, which drew over 6,000 fans to the Rock.

Devils' Head Coach Peter DeBoer spearheaded a Devils Alumni charity game versus the New Jersey Colonials at Mennen Ice Arena in Morristown. Former Devils, including Scott Stevens, Chris Terrieri, Ken Daneyko, Bruce Driver, Sergei Brylin and John MacLean all hit the ice to help raise over \$30,000 in funds.

TUMBLING AHEAD WITH HOPE

When the Kellogg's *Tour of Gymnastics Champions* visited the Rock in November 2012, USA Gymnastics and Prudential Center teamed up to visit two shelters in Essex County and aid a distribution center in Hoboken to thank volunteers and lend a helping hand organizing donations prior to the show.

ALUMNI ASSOCIATION

The Devils Alumni Association was formed to bring together former Devils' players for enjoyable civic activities and charitable fund-raisers and charity/community service programs, and to develop means to help promote amateur hockey.

Each year, Devils' alumni make visits throughout the community on behalf of the team. This season, former Devils Ken Daneyko, Jim Dowd, Bruce Driver and Grant Marshall made over 100 appearances throughout New Jersey. These include trips to local businesses, schools, youth centers and sports banquets.

ICE CLINICS

Through various rink partnerships, the Devils' alumni perform one-hour on-ice clinics at local rinks. Ken Daneyko, Jim Dowd, Bruce Driver and Grant Marshall travel to local rinks and teach children various drills and techniques to better their hockey skills.

SCHOLARSHIPS

The New Jersey Devils Alumni Association scholarship is a yearly award given to four graduating high school student-athletes in recognition of their continued success both on and off of the ice.

Winners of this award receive a \$2,500 scholarship to help support their higher education costs at the college or university of their choice.

This year's honorees were: Allison Aiello, Maplewood, NJ (Morristown-Beard School/Middlebury College), Nicholas Auriemma, Brick, NJ (Brick Township/Boston College), Ketul Patel, Kendall Park, NJ (South Brunswick/Vanderbilt) and James Potter, Union, NJ (Seton Hall Prep/Boston College).

Potential candidates must be nominated by their athletic director or coach and comply with the Scholarship Rules, which include the following criteria: Through the most recent grading period, the student must have attained a high school cumulative grade-point average of 2.5 (on a 4.0 grading system) or equivalent grade if the student's school uses a different grading system; and the student must be accepted for admission on a full-time matriculating basis to a two or four year academic program at an accredited post-secondary collegiate educational institution.

YOUTH HOCKEY

NHL TOP PROSPECTS CLINIC

Twenty-five local youth hockey players representing *Hockey In Newark* and the New Jersey Rockets skated with the top four North American prospects in the NHL *Top Prospects Clinic* at AmeriHealth Pavilion in June.

Held on the eve of the 2013 NHL Entry Draft at Prudential Center, the event featured youth players in an on-ice session with Nathan MacKinnon (1st overall, Colorado), Jonathan Drouin (3rd overall, Tampa Bay), Seth Jones (4th overall, Nashville) and Darnell Nurse (7th overall, Edmonton). They were joined by Devils' alumni Ken Daneyko, Jim Dowd, Bruce Driver and Grant Marshall.

STREET DEVILS

Street Devils was established in 1997 in partnership with the NHL to make hockey more accessible to New Jersey children and to provide local communities with a youth sports program that promotes education, sportsmanship and fitness through participation in hockey. The program has seen over 50,000 children participate over the past 16 years.

Devils' alumni clinics have helped its reach – over 125 organizations have participated in the program since its inception. The Devils provide these centers with donations of street hockey gear and equipment.

HOCKEY IN NEWARK

As part of the NHL's *Hockey is for Everyone* initiative, *Hockey In Newark* is a non-profit organization committed to offering the game of hockey to Newark youth, regardless of their backgrounds or abilities. Over 200 children have taken part in their programming this year, and over 1,000 since its creation in 2003.

The Devils' commitment to the program was exemplified by teaming up with the NHLPA to donate 50 sets of brand new equipment to *Hockey In Newark*. The sets of equipment included brand new helmets, shoulder pads, gloves, hockey pants, shin guards and skates.

NEW JERSEY YOUTH HOCKEY CENTRAL

New Jersey Youth Hockey Central, presented by *AmeriHealth New Jersey*, is devoted to providing insight into what is going on with youth hockey in the state of New Jersey, from mite through high school. The Devils were the first NHL team to include a page on their official website providing all state high school hockey standings and statistics. It also features stories highlighting players, coaches and programs that are making a difference in the community they serve.

NJSIAA HIGH SCHOOL VARSITY ICE HOCKEY

The New Jersey State High School Ice Hockey Championships and the Championship luncheon are hosted at Prudential Center each year. The 2013 tournament champions were Delbarton School (Non-Public), Randolph (Public A) and Chatham (Public B).

HIGH SCHOOL PLAYERS OF THE MONTH PROGRAM CELEBRATES 20TH SEASON

The New Jersey Devils High School Players of the Month program honors seven athletes, one from each of seven different conferences, every month from December through February. Winners are based on nominations received from coaches throughout the state and voted on by local media. Award winners and their guests receive tickets to a Devils' home game, a plaque presented by a Devils' player and dinner compliments of the Devils.

AMERIHEALTH YOUTH MARQUEE MATCH-UP

The *AmeriHealth Youth Marquee Match-Up* provides the opportunity to fulfill the dreams of New Jersey boys and girls by playing on Prudential Center's ice. To date, over 3,500 youth players have taken part in the contests, which are played during the first intermission of Devils home games.

HEALTH AND WELLNESS

BRIGHTENING UP CHILDREN'S HOSPITAL OF NEW JERSEY

Prudential Center teamed up with Ringling Bros. and Barnum & Bailey to re-design the waiting room at the Pediatric Health Center of the Children's Hospital of New Jersey at Newark Beth Israel Medical Center. Based on the theme of *Built to Amaze!*, the waiting room was transformed into a first-of-its-kind, circus theme with children in mind.

In addition to unveiling the new room, the *Reading with Ringling* program was introduced into the Pediatric Center's existing reading initiative. The world-famous *Ringling Bros. Clown Alley* visited with children throughout the hospital bringing smiles and cheer.

MDA MUSCLE TEAM GALA

Now celebrating its 16th year, MDA's Muscle Team is a high-profile sports dinner where professional athletes join each other to put their muscle behind the search to find treatments and cures for muscle diseases. Each athlete is paired with an MDA Buddy, a local child living with muscular dystrophy. NJ Devil helped in this year's celebration, bringing his own special charm and cheer to everyone in attendance.

HOSPITAL VISITS

Every year, the Devils visit the pediatric wards of New Jersey hospitals to spread holiday cheer. In 2012, members of the executive and coaching staff and NJ Devil visited St. Barnabas Medical Center (Livingston, NJ), Hackensack University Medical Center (Hackensack, NJ), Robert Wood Johnson Medical Center (New Brunswick, NJ), Holy Name Medical Center (Teaneck, NJ), University Hospital (Newark, NJ), St. Joseph's Regional Medical Center (Paterson, NJ), Morristown Memorial (Morristown, NJ) and Overlook (Summit, NJ).

HONORING A HERO EVERY GAME

Prudential Center and the Devils proudly support our nation's military. The *American Patriot Program* works with NHL teams throughout the season to honor the sacrifices of our Nation's Purple Heart recipients.

In partnership with Prudential, the Devils highlight a hero during every home game of the season. Last season, the team honored Staff Sergeant Clinton Romesha, who was awarded the Medal of Honor for his heroic actions during a daylong attack on his outpost in Afghanistan.

EDUCATION

READ ACROSS AMERICA

The Devils join schools across the United States each spring in celebrating *Read Across America*. Players, alumni, and broadcasters visit local schools in an effort to promote literacy and education by reading to elementary school children.

This year, members of the Devils Alumni Association, including Jim Dowd, Bruce Driver and Grant Marshall participated in *Read Across America* by traveling across the state of New Jersey to appear in classrooms to read to children and promote the importance of reading in schools.

COLLEGE RADIO NIGHT

The Devils hosted their second annual *College Radio Night* on April 1, featuring 24 students from 13 colleges and universities.

The event, in conjunction with *College Radio Day*, affords college students the opportunity to embark on a rare learning experience. This year's event was highlighted by a panel discussion with several key members of the radio and television broadcast teams for the Devils and gave students the chance to cover a Devils' home game.

NEWARK PUBLIC SCHOOL HONOR ROLL

The Devils remain supportive of children's success in school, as the team's *Honor Roll* program continued this year to recognize Newark students' hard work and dedication to their education.

Students in the Newark Public School system have the opportunity to earn free Devils' tickets based on their grade-point averages ranging from one semester to an entire year. More than 18,000 tickets have been distributed in the five years of the program.

COMMUNITY PRIDE

DRESSING UP

Devils and Prudential Center employees came together to help the local community in the inaugural *Devils Care Dressing Up* clothing drive.

Families from over a dozen local area non-profits were invited into Prudential Center to "shop," share in holiday cheer, visit with NJ Devil and enjoy refreshments. More than 7,500 pieces of clothing were collected and distributed to more than 300 local families.

NHL GREEN LEGACY TREE PROJECT

As part of the NHL's commitment to preserve and support the local environments of host cities for NHL events, *NHL Green's* Legacy Tree Project made its mark at the 2013 NHL Entry Draft. In cooperation with *Devils Care*, the NHL Foundation donated 30 trees to represent each league team's commitment to sustainability.

This year's project planted cherry trees near pear trees, creating an aesthetic at the plaza reminiscent of vintage Devils' colors, with green foliage accompanied by red and white blossoms. The cherry trees will neighbor the south side of Prudential Center.

AC Joint: Acromioclavicular joint, joint of the shoulder where acromion process (tip of the scapula) and the distal end of the clavicle meet; most shoulder separations occur at this point.

Adhesion: Abnormal adherence of collagen fibers to surrounding structures during immobilization following trauma or as a complication of surgery which restricts normal elasticity of the structures involved.

Aerobic: Exercise in which energy needed is supplied by oxygen inspired; required for sustained periods of hard work and vigorous exercise.

Anaerobic: Exercise without the use of oxygen as an energy source; short bursts of vigorous exercise.

Anterior Cruciate Ligament (ACL): Ligament of knee attaching the anterior tibial plateau and the posterior medial aspect of femoral condyle. It provides stability in keeping the lower leg from coming forward.

Anterior Talofibular Ligament: A ligament of the ankle that connects the fibula (lateral ankle bone) to the talus (dome-like bone of the foot). This is the most common ankle ligament sprain.

Anti-Inflammatory: Any agent which prevents inflammation (such as aspirin or ibuprofen).

Arthroscope: An instrument used for visualization of the interior of a joint cavity; sometimes referred to as "scope".

Arthroscopy: Examination of the internal structures of a joint by means of a surgical viewing apparatus (arthroscope) inserted into the joint.

Atrophy: To shrivel or shrink from disuse, as in muscular atrophy.

Bone scan: "Radionuclide Imaging," which is useful to demonstrate stress fractures not evident on routine x-rays.

Brachial Plexus: Network of nerves originating from the cervical vertebrae and running down into the arms.

Bursa: A fluid-filled sac that is located in areas where friction occurs most; its purpose is to minimize any friction in these areas (for example, between a tendon and a bone).

Cartilage: Smooth, slippery material covering the (articular) ends of bones allowing contact of the joint surfaces. The substance that degenerates with age or trauma and leads to arthritis.

CAT Scan: Use of a computer to produce a cross sectional view of the anatomical part being investigated by x-ray data.

Cervical Vertebrae: Group of seven vertebrae located in the neck.

Charley Horse: A bruise to the quadriceps resulting from a direct blow to the front of the thigh, characterized by intramuscular bleeding. No other injury should be called a charley horse.

Chondromalacia: A roughening of the cartilage surface. Best known for the softening of the underside of the knee cap.

Clavicle: Collar bone; the bone connecting the breastbone with the shoulder blade.

Coccyx: The "tail bone", a group of four vertebrae that are fused together to form a small triangular bone, located at the terminal end of the spine.

Concussion: Jarring injury of the brain resulting in dysfunction. Can be graded as mild, moderate or severe depending on loss of consciousness, amnesia and loss of equilibrium.

Contusion: An injury to the muscles and tissues caused by a blow from a blunt object.

Cryotherapy: A treatment with the use of cold.

Deltoid Muscle: Muscle at the top of the arm, just below the shoulder, responsible for shoulder motions to the front, side, and back.

Disc, Intervertebral: A flat, round-like, plate structure between each vertebrae of the spine. The disc consists of a thick fiber ring which surrounds a soft gel-like interior. It functions as a cushion and shock absorber for the spinal column.

Dislocation: Complete displacement of the joint surfaces.

Electrical Galvanic Stimulation (EGS): An electrical therapeutic modality that sends a current to the body at select voltages and frequencies in order to stimulate pain receptors, disperse edema, or neutralize muscle spasms among other functional applications.

Epicondylitis: Inflammation in the elbow due to overuse of either the flexor or extensor muscles attaching to the medial or lateral epicondyle of the humerus.

Fat Percentage: The amount of body weight that is adipose, fat tissue. Fat percentage can be calculated by underwater weighing, measuring select skinfold thickness or by analyzing electrical impedance.

Fibula: The smaller of the two bones in the lower leg; runs from the knee to the ankle along the outside of the lower leg.

Fracture: Breach in the continuity of a bone. Types of fractures include simple, compound, comminuted, greenstick, incomplete, impacted, longitudinal, oblique, stress or transverse.

Grade One Injury: A mild injury in which ligament, tendon, or other musculoskeletal tissue may have been stretched or confused, but not torn or otherwise disrupted.

Grade Two Injury: A moderate injury when musculoskeletal tissue has been partially, but not totally, torn which causes appreciable limitation in function of the injured tissue.

Grade Three Injury: A severe injury in which tissue has been significantly, and in some cases totally, torn or otherwise disrupted causing a virtual total loss of function.

Groin: Junction of the thigh and abdomen; location of muscles that rotate, flex and abduct the hip.

Hamstring: Muscle running from the buttocks to behind the knee. Often injured as a result of improper conditioning or lack of muscle flexibility. Responsible for flexing the knee joint.

Hematoma: A tumor-like mass produced by an accumulation of coagulated blood in a cavity.

Hip Pointer: Contusion to the iliac crest and rectus femoris muscle of the quadriceps.

Hydrotherapy: Treatment using water.

Hyperextension: Extreme extension, or straightening, of a limb or body part.

Inflammation: The body's natural response to injury in which the injury site might cause pain and display various degrees of swelling, heat, redness and/or loss of function.

Internal fixation: A surgical procedure to repair fractures that are unstable and require the use of screws, plates or internal metal rods.

Isometric (static) Contraction: A muscle contraction in which tension is developed but no mechanical work is done. There is no appreciable joint movement and the overall length of the muscle remains the same.

Lateral Collateral Ligament (LCL): Ligament of the knee attaching the lateral femoral condyle to the fibula head. It provides lateral stability to the joint.

Ligament: Band of fibrous tissue that connects bone to bone or bone to cartilage and supports and strengthens joints.

Ligament Reconstruction: Surgical procedure to recreate an irreparable ligament using a tendon or ligament graft from another site or cadaver.

Lumbar Vertebrae: Five vertebrae of the lower back that articulate with the sacrum to form the lumbosacral joint.

Magnetic Resonance Imaging (MRI): Provides highly detailed pictures of the body's interior, using highly magnetic fields. Does not require radiation and is very useful in the diagnosis of soft tissue, disc and meniscus injuries.

Medial Collateral Ligament (MCL): Ligament of the knee attaching the medial femoral condyle to the medial tibia. It provides medial stability to the knee.

Meniscus: Crescent shaped soft cartilage usually pertaining to the knee joint that acts as a shock absorber, assists in lubrication and adds joint stability.

Metacarpals: Five long bones of the hand, joining the fingers to the wrist.

Metatarsals: Five long bones of the foot, running from the ankle to the toes.

Orthotic: Any device applied to or around the body in the care of a physical impairment or disability, commonly used to control foot mechanics.

Patella: The kneecap. Functions to protect the distal end of the femur as well as increase the mechanical advantage and force generating capacities of the quadriceps muscle group.

Patella Tendinitis: Inflammation of the patella tendon; also known as "jumpers knee".

Posterior Cruciate Ligament (PCL): Ligament of the knee attaching the posterior tibial plateau to the anterior lateral aspect of the femoral condyle. It provides stability in keeping the lower leg from going backward.

Quadriceps (Quads): The four powerful muscles in the front of the thigh, responsible for extending the knee joint.

Radius: Forearm bone on the thumb side.

Rotator Cuff: Comprised of four muscles in the shoulder area: supraspinatus (most commonly injured), infraspinatus, teres minor and subscapularis. Often irritated by overuse.

Sacroiliac: Relating to the juncture of the hip bone and lower part of the spine.

Sciatic Nerve: Largest nerve in the body located in the back of the leg which controls most of its function.

Spondylosis: Abnormal vertebral fixation or immobility.

Sprain: A joint injury. A violent twisting, stretching, pulling or tearing of a ligament.

Strain: A muscle injury. The stretching, pulling or twisting of a muscle or tendon.

Stress Fracture: A hair-line type of break in a bone caused by overuse.

Subluxation: Partial dislocation of a joint. The term usually implies that the joint can return to normal position without formal reduction.

Temporomandibular Joint (TMJ): The articulation of the jaw and skull.

Tendinitis: Inflammation of the tendon and/or tendon sheath, often caused by chronic overuse and/or sudden injury.

Tendon: Fibrous tissue that connects muscles to bone.

Tibia: Larger of the two bones of the lower leg and is the weight-bearing bone of the shin.

Transcutaneous Electrical Nerve Stimulator (TENS): An electrical modality that sends a mild current through pads at the injury site which stimulates the brain to release the natural analgesic endorphin.

Triceps: Muscle of the posterior upper arm, opposite the biceps, that extends the elbow.

Ulna: One of two bones in the forearm; extends from point of elbow and is found on the outer (little finger) side.

Ulna Nerve: Nerve in the elbow commonly irritated from excessive throwing or repeated trauma.

Ultrasound: An electrical modality that transmits a sound wave through an applicator into the skin to the soft tissue in order to heat the local area for relaxing the injured tissue and/or dispersing an edema.

"Wind Knocked Out": Syndrome describing a contraction of the abdominal nerve trunk, the solar plexus, as a result of an abdominal contusion.

ASSIST: An assist is awarded to the player or players (maximum of two) who touched the puck prior to the goal, provided no defender plays or possesses the puck in between.

GAME PLAYED: A player receives credit for playing in a game if: i) he steps on the ice during time played or; ii) serves any penalty.

GAME-WINNING GOAL: After the final score has been determined, the goal which leaves the winning club one goal ahead of its opponent is the game-winning goal (example: if Team A beats Team B 8-3, the player scoring the fourth goal for Team A receives credit for the game-winning goal).

GOAL: A goal is awarded to the last player on the scoring club to touch the puck prior to the puck entering the net.

GOALS-AGAINST AVERAGE: Multiply goals allowed (GA) by 60 and divide by minutes played (MINS).

GOALTENDER: A goaltender receives a "W" for a win in regulation, overtime or shootout; an "L" for a loss in regulation; or an "OT" for a loss in overtime or shootout.

PENALTY-KILLING PERCENTAGE: Subtract total number of power-play goals allowed from total number of shorthanded situations to get total number of power-plays killed. Divide the total number of power-plays killed by the total number of shorthanded situations.

PLUS-MINUS: A player receives a "plus" if he is on the ice when his club scores an even-strength or shorthand goal. He receives a "minus" if he is on the ice for an even-strength or shorthand goal scored by the opposing club. The difference in these numbers is considered the player's plus-minus statistic.

POWER-PLAY GOAL: A goal scored by a club while it has a manpower advantage due to an opponent's penalty. Following are some examples of what is and is not considered a power-play goal:

- if a club has an advantage on a minor penalty starting at 2:02 of the period and it scores at 4:02, the goal is not a power-play goal.
- if a club scores on a delayed penalty, the goal is not a power-play goal.
- if a club has an advantage due to a five-minute major or match penalty, that club is always credited with having one more advantage than the number of power-play goals it scores during that advantage, because the penalty does not expire. A new advantage begins after each power-play goal. For example, if Team A scores three goals during a major penalty, it is credited with four advantages.
- if a club is on a power-play for any length of time, it is considered to have had an advantage.
- if a minor penalty is incurred by a club on a power-play due to a major penalty, a new advantage is given to that club when its minor penalty expires, provided the opponent's major penalty is still in effect.

POWER-PLAY PERCENTAGE: Total number of power-play goals divided by total number of power-play opportunities.

SAVE PERCENTAGE: Subtract goals allowed (GA) from shots against (SA) to determine saves. Then divide saves by shots-against.

SHOOTING PERCENTAGE: Divide the number of goals scored by the number of shots taken.

SHORTHAND GOAL: A goal scored by a club while it is at a manpower disadvantage. The same cases apply for shorthand as for power-play goals, but in the opposite manner.

SHOT ON GOAL: If a player shoots the puck with the intention of scoring and if that shot would have gone in the net had the goaltender not stopped it, the shot is recorded as a "shot on goal."

SHUTOUT: If two goaltenders combine for a shutout, neither receives credit for the shutout. Instead it is recorded as a club shutout.

TENTHS OF A SECOND: If a penalty or goal occurs in the last minute, the time is rounded off to the previous second (ex: if a penalty is called with 12.4 seconds left in a period, the time is indicated as 19:47 and not 19:48.)

COACHES RECORD: A coach receives a "W" for a win in regulation, overtime or shootout; an "L" for a loss in regulation; or an "OT" for a loss in overtime or shootout.

** NOTE: No individual skater/goaltender statistics apply for the shootout

2013-14 NATIONAL HOCKEY LEAGUE ALIGNMENT

On March 14, 2013, the National Hockey League's Board of Governors approved realignment and a division-based format for the Stanley Cup Playoffs, effective for the 2013-14 season. The realignment plan creates two eight-team divisions in the Eastern Conference and two seven-team divisions in the Western Conference.

The new alignment will place several clubs in more geographically-appropriate groupings and will intensify already-fierce rivalries throughout the league. The new scheduling matrix will ensure that all 30 teams play in all 30 arenas at least once a season.

WESTERN CONFERENCE

Pacific	Central
Anaheim	Chicago
Calgary	Colorado
Edmonton	Dallas
Los Angeles	Minnesota
Phoenix	Nashville
San Jose	St. Louis
Vancouver	Winnipeg

EASTERN CONFERENCE

Metropolitan	Atlantic
Carolina	Boston
Columbus	Buffalo
New Jersey	Detroit
NY Islanders	Florida
NY Rangers	Montreal
Philadelphia	Ottawa
Pittsburgh	Tampa Bay
Washington	Toronto

NEW REGULAR-SEASON SCHEDULE MATRIX

Western Conference (7-team divisions)

Within conference (division): 29 games

- 5 games vs. five teams AND 4 games vs. one team. Teams rotated on a yearly basis.

Within conference (non-division): 21 games

- 3 games vs. each team. Teams rotated on a yearly basis.
(exception: 1 team from each div. plays 1 less game inside div. & 1 more game inside conf. outside div.).

Non-conference: 32 games

- 2 games vs. each team

Eastern Conference (8-team divisions)

Within conference (division): 30 games

- 5 games vs. two teams AND 4 games vs. five teams. Teams rotated on a yearly basis.

Within conference (non-division): 24 games

- 3 games vs. each team. Teams rotated on a yearly basis.

Non-conference: 28 games

- 2 games vs. each team.

STANLEY CUP PLAYOFF FORMAT

Playoff qualification will be primarily division-based, with the top three finishers in each division qualifying for the first 12 spots in the Stanley Cup Playoffs (and the first three "seeds" in each division).

The two additional playoff spots in each conference, designated as "Wild Cards," will be awarded to the next two highest-placed finishers in each conference, ranked on the basis of regular-season points and regardless of division.

"Seeding" of the Wild Card teams within each divisional playoff will be determined on the basis of regular-season points. The first-place finisher with the highest number of regular-season points in the conference will be matched against the Wild Card team with the lowest number of regular-season points, and the first-place finisher with the second-highest number of regular-season points in the conference matched against the Wild Card team with the second-lowest number of regular-season points.

The playoffs will proceed as follows:

- #1 vs. #4 / #2 vs. #3 – winners play each other for berth in conference championship.
- Conference finals – two advancing teams in the West and two advancing teams in the East meet in conference championship.
- Eastern and Western Conference Champions will meet in Stanley Cup Finals.

The NHLPA has given its consent to play under this new alignment and playoff system for a minimum of three seasons, through the 2015-16 NHL season.

STEVE CANGIALOSI — MSG PLUS PLAY-BY-PLAY

Entering his third season as the full-time television voice of the Devils on MSG Networks; captured two 2012 New York Emmy Awards by winning the *On-Camera Talent: Sports Play-by-Play* and the *On-Camera Talent: Sports Anchor* categories...Served as host of Devils' telecasts for five seasons (2006-2011), anchoring Devils' *Gamenight* pre-game show, between periods, and post-game coverage on MSG Networks...Covered soccer and modern pentathlon play-by-play for NBC Sports Networks' coverage of the 2012 Summer Olympic Games in London...Play-by-play voice of Major League Soccer's New York Red Bulls since 2009 and has performed soccer play-by-play duties for FOX Sports, ESPN International and NBC Sports' coverage of the 2008 Summer Olympic Games...Anchor of MSG *Sportsdesk*, nightly sports news and highlight program from 2002-2006 and served as anchor/reporter of Fox Sports Net's Regional Sports Report, which followed Devils' telecasts from 2000-2002...Host of NY Islanders hockey on Fox Sports Net for select games during 2000-01 season...Host of *Metro Soccer Report* and *Metrostars' Gamenight* (2002-2005)...Sports anchor at New York 1 News (1992-2000), earning his first New York Emmy Award in the category of *Outstanding Sports Program or Special* as host/writer of *Remembering Joe DiMaggio*...Honored with a New York Associated Press Award in 1997 for his series *Boxing: A Business on the Ropes*...Anchor/host for ESPN Radio (1998-2000)...Served as Sports Director at 1010 WINS Radio (1987-1992) and is a three-time winner of the *Outstanding Sportscast Award* presented by the New York State Broadcasters' Association (1988, 1989, and 1990)...Radio sports anchor for various networks across the Sirius XM sports platform from 2010-2011...Sports anchor at WNEW-AM Radio (1986-1987)...Graduated New York University in 1985 with a B.A. degree in journalism...A Queens, NY native, resides in Manhattan.

GLENN RESCH — MSG PLUS COLOR COMMENTATOR

Is in his 18th season as the color commentator for all Devils' television broadcasts...A veteran of 14 NHL seasons, "Chico" appeared in 571 games for NY Islanders, Colorado Rockies, Devils and Philadelphia from 1973-74 to 1986-87...Compiled 231 wins, 224 losses, 82 ties, 26 shutouts and a 3.27 goals-against average in his NHL career...Was a member of NY Islanders 1979-80 Stanley Cup Championship team...Made franchise shift to New Jersey in 1982-83 season, immediately became a Meadowlands' favorite...Spent four seasons (1992-93 to 1995-96) with the Ottawa Senators organization as goaltending coach and scout, including time spent behind the bench in 1995-96...Other post-playing experience includes time spent as goaltending coach with the Flyers (1987-88), television analyst (1988-90) and goaltending coach and scout with the Minnesota North Stars (1990-91) and general manager/coach of the WHL's Tri-City Americans (1991-92)...Co-authored *Tales From the Devils Ice*, 2007...Has traveled to the Czech Republic and Slovakia during the summer to teach goaltending to youth groups; also hosts local camps involving Devils' players and alumni...65 years old, a native of Moose Jaw, Sask...Married, wife's name is Diane...The Resch's have one daughter, Holly...Resides in Brainerd and Emily, MN during the off-season.

DEVILS' TELEVISION INFORMATION

For the 28th consecutive season, MSG Networks provides local television coverage of most New Jersey Devils games. The team's 75-game local broadcast schedule includes 47 games over MSG Plus, 13 matches on MSG Plus 2 and 15 contests over MSG. Both home and road broadcasts include half-hour pre- and post-game shows devoted exclusively to the team. Fans can see home telecasts anchored from Prudential Center's *Bud Light Goal Bar*, located on Suite Level 1. Saturday evening broadcasts will be followed by MSG's *Hockey Night Live*. MSG Networks will continue to broadcast the team's games through the 2023-24 season. Under the terms of the agreement, the New York-based regional sports network will broadcast approximately 75 regular-season games each year.

NBC and NBC Sports Network enter the third season of their ten-year agreement with the NHL, the largest media rights deal in league history. It also marks the ninth consecutive season both networks have served as a national television partner of the NHL in the U.S.

NHL Network once again brings live NHL action to fans during the 2013-14 regular-season.

MATT LOUGHLIN — DEVILS/WFAN RADIO PLAY-BY-PLAY

Entering his eighth season as the radio play-by-play voice of the New Jersey Devils; named to post August 1, 2006...Previously served as a pre-and post-game host for FOX Sports Net New York's Devils' television coverage (1997-2006)...Has also served as the television play-by-play announcer for selected Devils' games...Hosts podcasts and contributes content to newjerseydevils.com and nhl.com...Participated in VERSUS' coverage of 2011 IIHF Ice Hockey World Championships...Pre- and post-game host for New York Mets games, as well as play-by-play announcer for selected games over both MSG Network and FSN NY (1996-2005)...Was part of the production team that won a New York Emmy Award for Outstanding Sports Programming for *Mets on Deck* during the 1998-99 season...Co-hosted re-launch of *Kiner's Korner* on FSN NY (1999)...Served as anchor and host for NBA TV on numerous flagship programs, including *NBA TV Daily* and *The Insiders* (2006-08)...Covered the NBA draft and WNBA All-Star Game festivities prior to the network's move to Atlanta...Began his SportsChannel New York/FSN career in 1989 as announcer/reporter for Hofstra University's football and lacrosse telecasts...Hosted the New Jersey Nets pre- and post-game shows, as well as a limited number of NY Islanders games...Trackside reporter for *Summer Racing* at Yonkers Raceway (1993-95)...Play-by-play announcer for the New Jersey Rockin' Rollers professional roller hockey league team and New Jersey Red Dogs of the Arena Football League...Worked as sports anchor at 1010 WINS-AM Radio...Began his broadcasting career as a news reporter at WTCB-AM in New Brunswick, NJ...Was sports director at Suburban Cablevision in New Jersey...The network received six national CableACE Awards, including three for Overall Sports Coverage during his 12 years as sports director...Participates in the Devils/MSG Plus *School Assembly Program*...Graduate of Seton Hall University, with a B.S. degree in marketing...Matt and his wife, Maggie, reside in Westfield, NJ, with their three sons: Matthew, Conor and Liam.

SHERRY ROSS — DEVILS/WFAN RADIO COLOR COMMENTATOR

Entering her seventh season as the radio color commentator of the New Jersey Devils; named to post September 20, 2007...Provides interviews and content for newjerseydevils.com; re-joined the Devils after 12 years with the *New York Daily News* sports department, covering both hockey and horse racing...Previously served the team as radio analyst for three-plus seasons from January 1992 through its 1995 Stanley Cup Championship season, becoming the first woman to broadcast a male professional sports team...On November 25, 2009, became the first woman to provide radio play-by-play of an NHL game when the Devils played the Ottawa Senators...Provided radio play-by-play of a second game later in the season...Was honored by the State of New Jersey March 22, 2010 with a ceremonial resolution for breaking the gender barrier in the broadcast booth...Also covered the 1994 Stanley Cup Finals as an analyst for NHL Radio, another first for a woman broadcaster...Has covered the Stanley Cup Finals on 15 occasions, while attending the Kentucky Derby six times...Authored *Hockey Scouting Report* for 14 seasons, 1990-91 through 2003-04...Previously worked as a sports journalist for *Newsday*, *The National*, and *The Record* (Bergen County, NJ), while freelancing for *Sports Illustrated*, *The Hockey News* and *Beckett Hockey Monthly*...Began career in 1978 by covering hockey for the *Daily Record* (Morristown, NJ)...In May 2007, was among the inaugural class inducted into the Randolph (NJ) High School Hall of Fame...Earned a bachelor of arts degree in English from Rutgers University-Newark in 1977...Also attended the University of Illinois, where she studied veterinary medicine before choosing journalism as a career...A horse racing enthusiast; lists Secretariat as her favorite athlete of all time...A big fan of Bruce Springsteen and the E Street Band, and has attended over 125 of their concerts...Born in Dover, NJ and currently resides in West Orange, NJ.

DEVILS' RADIO INFORMATION

In August, the Devils and WFAN Sports Radio 66 AM and 101.9 FM announced the extension of their multi-year partnership, in which the CBS RADIO all-sports station will continue to broadcast the team's regular and post-season games. Additionally, WFAN will once again broadcast 15-minute pre- and post-game shows surrounding every game. Due to scheduling conflicts, select games will be moved to WCBS 880 AM or another local station. Please check newjerseydevils.com or your local listings for up-to-date information. WFAN is the original and longest running sports station in the nation, celebrating their 26th anniversary this past July. With more listeners than any other station of its kind, The FAN provides audiences across the tri-state area with live and local programming 24 hours a day, seven days a week. Listen to WFAN on-air, online at wfan.com and via the Radio.com app for a variety of mobile devices.

EXECUTIVE OFFICES: The Devils' executive offices are located adjacent to AmeriHealth Pavilion at Prudential Center on Lafayette Street.

CREDENTIALS: Season passes are issued to those members of the media who regularly cover the New Jersey Devils. These passes will be honored for entrance to Prudential Center and all working areas for all 2013-14 regular-season home games. Single-game passes may be requested by contacting the Devils' Communications Department at least 24 hours prior to game time. Accredited individuals are strictly prohibited from obtaining player autographs while in a working capacity. **Credentials will be issued only to representatives of legitimate news gathering agencies.**

MORNING SKATE: Morning skate will take place at Prudential Center's main rink or AmeriHealth Pavilion. All media (print and broadcast) covering the morning skate at Prudential Center must be credentialed. Please contact the Devils' Communications Department to confirm time and location. Credentials for practices and morning skates will be available at the Event Staff Entrance adjacent to the Lafayette Street security entrance near the intersection of Broad Street.

PHOTOGRAPHERS: Accredited photographers may shoot only from designated areas. The Devils' Communications Department issues location assignments just outside the press room approximately 30 minutes prior to game time. **No roving passes will be issued.**

GAME-TIME PRESS ENTRANCE: Members of the media should enter the building through the Mulberry Street Press Entrance. Credentials will be available two and one-half hours prior to game-time. All credentials must be picked up individually.

PRESS RESOURCES: The New Jersey Devils Communications Department provides the working media with resources throughout the season. Media can find team and league information including press releases, stats, game notes, newspaper clips and interviews at njdevilspr.com. Interviews from Head Coach Peter DeBoer and players can also be found at youtube.com/newjerseydevilspr and the **NHLDevilsPR** page on Google+. The Official Twitter feed of the department is **@NHLDevilsPR**.

PRESS LOUNGE: The press lounge/working room is located behind the press entrance on Mulberry Street. The lounge is open only to properly accredited and identified members of the media, as well as club and league personnel. A buffet meal will be served approximately 90 minutes prior to faceoff. Refreshments are available prior to, during, and after all games.

PRE-GAME: The Devils' locker room is closed at all times prior to the start of the game. The dressing room corridor near the Zamboni entrance will remain open until 90 minutes prior to game time. A representative from the Devils' Communications Department will remain outside the Devils' locker room to assist members of the media wishing to interview players. After that time, only members of the media requiring access to television production areas are permitted to pass through the corridor once it has been closed.

PRESS BOX: An elevator to the press box is located adjacent to the press lounge. Seating charts are displayed throughout the press lounge and in the press seating area. The Devils provide a limited number of courtesy phones in the press box for use by the media. Anyone who wishes to order a private line should contact Doug Grant of DAE at 973-757-6528. Wireless, high-speed internet access is available. Media should be prepared for hard-wired access as well.

POST-GAME: Locker rooms will open to the media no later than five (5) minutes following the conclusion of the game. Head Coach Peter DeBoer will be available to the media in the coaches' press conference area, approximately 20 minutes after the conclusion of each home game.

GAMENIGHTS AT PRUDENTIAL CENTER

OFF-ICE OFFICIALS

SupervisorKevin Gertz
Penalty Box AttendantsJack Lally, Steve Meyer
HITS Scoring System ManagerTom Piesla
Game TimekeeperJohn DeCarlo
Goal JudgesVin Godleski, Kevin McDonough,
Paul McInnis
HITS ScorersCarl Barling, Eric Devlin,
Frank Krause, Tom Mitchell
Official Scorer.....Tom Segreto
HITS Time on Ice ScorersAl Antonucci, Dan Klein
Video Goal JudgesDr. Murray Seltzer, Tom Steinel

OFF-ICE OFFICIALS (CONT.)

TV CoordinatorsPeter Lanigan, Matt McNulty
Arena Technical CoordinatorsRyan Boyce,
Craig Hugerich, Kevin Kulyeshie

GAME STAFF

Public Address AnnouncerKevin Clark
Press Box StewardRich Nashmy
VideoRoss Browne, Ron Meyer
Video Replay TechniciansColin Browne,
Paul Mailloux



2013-14 NEW JERSEY DEVILS LOCAL TELEVISION SCHEDULE

Date	Opponent	Time	TV	Date	Opponent	Time	TV
Oct. 3 @ Pittsburgh		7:00 PM	MSG Plus	Jan. 3	Chicago	7:00 PM	MSG Plus
Oct. 4 NY Islanders		7:00 PM	MSG	Jan. 4 @ Buffalo		7:00 PM	MSG Plus 2
Oct. 7 @ Edmonton		9:30 PM	MSG Plus	Jan. 7 Philadelphia		7:30 PM	NBCSN
Oct. 8 @ Vancouver		10:00 PM	MSG Plus	Jan. 9 Dallas		7:00 PM	MSG Plus
Oct. 11 @ Calgary		9:00 PM	MSG Plus 2	Jan. 11 Florida		7:00 PM	MSG Plus
Oct. 13 @ Winnipeg		8:00 PM	MSG Plus	Jan. 12 @ Toronto		7:00 PM	MSG
Oct. 17 @ Ottawa		7:30 PM	MSG Plus 2	Jan. 14 @ Montreal		7:30 PM	MSG Plus
Oct. 19 NY Rangers		7:00 PM	MSG Plus	Jan. 16 @ Colorado		9:00 PM	MSG Plus 2
Oct. 22 @ Columbus		7:00 PM	MSG	Jan. 18 @ Phoenix		8:00 PM	MSG
Oct. 24 Vancouver		7:00 PM	MSG Plus	Jan. 21 St. Louis		7:00 PM	MSG Plus
Oct. 26 @ Boston		7:00 PM	MSG Plus 2	Jan. 24 Washington		7:00 PM	MSG Plus
Oct. 29 Tampa Bay		7:30 PM	NBCSN	Jan. 26 NY Rangers		12:30 PM	NBC
Nov. 2 Philadelphia		7:00 PM	MSG Plus 2	Jan. 28 @ St. Louis		8:00 PM	MSG Plus
Nov. 3 @ Minnesota		8:00 PM	MSG Plus	Jan. 30 @ Dallas		8:30 PM	MSG Plus
Nov. 7 @ Philadelphia		7:00 PM	MSG Plus	Jan. 31 @ Nashville		8:00 PM	MSG Plus
Nov. 8 @ Toronto		7:30 PM	MSG Plus	Feb. 3 Colorado		7:30 PM	NBCSN
Nov. 10 Nashville		7:00 PM	MSG Plus	Feb. 7 Edmonton		7:00 PM	MSG Plus
Nov. 12 @ NY Rangers		7:00 PM	MSG Plus 2	Feb. 8 @ Washington		8:00 PM	MSG
Nov. 15 Los Angeles		7:00 PM	MSG Plus	Feb. 27 Columbus		7:00 PM	MSG Plus 2
Nov. 16 Pittsburgh		7:00 PM	MSG Plus	Mar. 1 @ NY Islanders		1:00 PM	MSG Plus 2
Nov. 20 @ Anaheim		10:00 PM	MSG Plus	Mar. 2 San Jose		3:00 PM	MSG
Nov. 21 @ Los Angeles		10:30 PM	MSG Plus	Mar. 4 Detroit		7:00 PM	MSG
Nov. 23 @ San Jose		10:30 PM	MSG Plus	Mar. 7 @ Detroit		7:30 PM	MSG Plus
Nov. 25 Winnipeg		7:00 PM	MSG	Mar. 8 Carolina		7:00 PM	MSG Plus
Nov. 27 Carolina		7:00 PM	MSG Plus	Mar. 11 @ Philadelphia		7:00 PM	MSG Plus
Nov. 29 @ Carolina		7:00 PM	MSG Plus	Mar. 14 @ Florida		7:30 PM	MSG Plus 2
Nov. 30 Buffalo		7:00 PM	MSG	Mar. 15 @ Tampa Bay		7:00 PM	MSG
Dec. 2 @ Montreal		7:30 PM	MSG Plus	Mar. 18 Boston		7:00 PM	MSG Plus
Dec. 4 Montreal		7:00 PM	MSG Plus	Mar. 20 Minnesota		7:00 PM	MSG Plus
Dec. 6 Detroit		7:00 PM	MSG Plus	Mar. 22 NY Rangers		7:00 PM	MSG Plus
Dec. 7 @ NY Rangers		7:30 PM	MSG Plus	Mar. 23 Toronto		7:00 PM	MSG Plus
Dec. 10 @ Columbus		7:00 PM	MSG Plus	Mar. 27 Phoenix		7:00 PM	MSG
Dec. 13 @ Pittsburgh		7:00 PM	MSG Plus	Mar. 29 @ NY Islanders		7:00 PM	MSG
Dec. 14 Tampa Bay		7:00 PM	MSG Plus	Mar. 31 Florida		7:30 PM	NBCSN
Dec. 18 Ottawa		7:30 PM	MSG Plus	Apr. 1 @ Buffalo		7:00 PM	MSG
Dec. 20 Anaheim		7:00 PM	MSG Plus	Apr. 4 Washington		7:00 PM	NBCSN
Dec. 21 @ Washington		7:00 PM	MSG	Apr. 5 @ Carolina		7:00 PM	MSG Plus 2
Dec. 23 @ Chicago		8:00 PM	MSG Plus 2	Apr. 7 Calgary		7:00 PM	MSG Plus
Dec. 27 Columbus		7:00 PM	MSG Plus	Apr. 10 @ Ottawa		7:30 PM	MSG Plus
Dec. 28 @ NY Islanders		7:00 PM	MSG Plus 2	Apr. 11 NY Islanders		7:30 PM	NBCSN
Dec. 31 Pittsburgh		1:00 PM	MSG Plus	Apr. 13 Boston		3:00 PM	MSG

Jan. 26 at Yankee Stadium, Bronx, NY. • All times are Eastern. • Feb. 9-25 Olympic Winter break.

Most games broadcast over Sports Radio 66 AM & 101.9 FM WFAN.

Schedule subject to change. Check your local listings.

SAFETY WARNING: SAFETY WARNING: Please be aware that under some circumstances, pucks, hockey sticks and other objects might be propelled with enough force to cause serious injury to spectators. Stay alert for your safety and that of the children in your care, including during warm up, during play and after play stops. Any ticket holder who is concerned with his or her seat location because of safety from such injury should consult a box office representative for seating alternatives. If you are struck, immediately ask the nearest usher for help and directions to the medical station.

ANIMALS

Only service dogs, either certified or in-training, will be permitted in Prudential Center. All other animals are prohibited.

ATM's

There are seven PNC Bank ATM's located throughout Prudential Center. The locations are as follows: one in the Box Office, four on the Main Concourse and two on the Upper Concourse.

BAG / SECURITY SEARCH

All patrons are subject to a bag search and security check. Plan on passing through security before each event and figure this into your arrival time for events.

BANNERS AND SIGNS

Signs and banners are allowed if they do not block the view of other guests. Any arena signage must meet the approval of Prudential Center Management.

BOX OFFICE

Prudential Center Box Office is located inside the arena at the corner of Mulberry Street and Edison Place. You can enter from the corner of Mulberry Street and Edison Place, next to PNC Bank Tower. Box Office hours are 11am - 6pm, Monday through Saturday and closed on Sundays.

CAMERAS/CAMCORDERS

Small, non-professional, still cameras may be brought into Prudential Center. Please note that for certain events cameras may not be allowed into the arena. Video, audio, and professional camera and recording devices are prohibited. Fans may not reproduce any film, digital, video or audio recording for commercial purposes without the express written consent of Prudential Center.

CELL PHONES

Cell phones are allowed inside Prudential Center, however we request you use the public concourse areas to make and receive calls.

CONCESSION LOCATIONS

There are ten permanent concession stand locations in the arena, in addition to a number of portable food and beverage locations on each level.

DOOR OPENINGS

Arena doors will open approximately 60 minutes prior to the start of the event but times will vary per event. Please check www.prudentialcenter.com to see when doors open.

ELEVATOR/ESCALATOR

There are elevators and escalators located throughout Prudential Center allowing easy access to all levels of the arena.

EMERGENCIES

In the event you need emergency attention, please notify the nearest security guard, usher, ticket taker or go to Guest Services located on the concourse at sections 9, 114 and 214.

ENTRANCES

There are three main entrances to Prudential Center: PNC Bank Tower, Mulberry Street and Edison Place; Southeast Tower, Mulberry and Lafayette Streets; adjacent to the practice rink on Lafayette Street.

EVACUATION

When you arrive, please take a moment to find the two closest exits to your section. In the event of an emergency evacuation, please follow the direction of Prudential Center staff members to exit the arena in a safe manner.

FIRST AID

First Aid stations are located on the Main Concourse and the Upper Concourse.

Main Concourse – Outside the Ice Lounge at Sections 8 & 9
Upper Concourse – Outside Sections 115 and 215

During events, the first aid stations are staffed by paramedics. If for any reason you are unable to make it to the first aid rooms, please summon a Guest Services staff member and they will alert first aid.

GUEST SERVICES

Guest Services locations are available to answer your questions, collect lost and found, provide Assisted Listening Devices and provide assistance to guests. In addition, Guest Services can assist with finding lost guests and providing wheelchair escorts during events. There are two locations for Guest Services.

GUESTS WITH DISABILITIES

Prudential Center has a unique building design which allows full access for guests with special needs and disabilities including an entrance designed for easy access into and out of the building for transportation.

INTERNET

For a schedule of events, to purchase tickets and to get the most up-to-date information on Prudential Center visit prudentialcenter.com.

INTOXICATED GUESTS

Prudential Center has the right to refuse entry to any guest deemed intoxicated upon arrival to the arena. In addition, Prudential Center staff has the right to remove any guest from the premises who is intoxicated and causing a disturbance or is potentially dangerous to himself/herself or other guests.

LOST AND FOUND

All Lost and Found items will be collected at our Guest Services locations and held for one week.

OUTSIDE FOOD & BEVERAGE

No outside food, beverages, coolers, bottles or cans may be brought into Prudential Center.

PARKING

There is ample parking located within blocks of Prudential Center. Way-finding signage, Guest Services personnel and security will assist in getting you to your destination.

PROHIBITED ITEMS

For safety reasons, guests are refused entry if they are in possession of prohibited items. Illegal items will be confiscated and turned over to the police. If a guest is found inside the arena with prohibited items, the items will be confiscated and the guest may be ejected from the facility. Guests with specific or special dietary needs due to medical conditions or religious requirements should contact the Prudential Center Guest Services Department prior to the event.

The following items are not permitted at Prudential Center:

aerosol cans, animals/pets (except service animals), audio/video recording equipment, balloons and beach balls, cans, bottles, glass or other beverage containers, chains, studded bracelets, etc., coolers or ice chests, illegal drugs, large bags and purses, laser pens and pointers, noisemaking devices (i.e. whistles, air horns), outside food and beverage, professional photography equipment, poles to display banners, flags, etc., skateboards and/or rollerblades, un-approved pamphlets, handouts, advertisements, etc., weapons (i.e. pepper spray, tear gas, handcuffs, stun guns, etc.). Any other item deemed to be inappropriate or dangerous to Prudential Center Management. This list is subject to change.

PUBLIC TRANSPORTATION

Prudential Center is easily accessible by NJ Transit trains, light rail, bus, PATH and Amtrak. Newark Penn Station is located a short two blocks east of the arena. To exit the arena towards Newark's Penn Station, head to the northeast corner of the building near sections 20-22, 130-133 or 231-233. To get on the buses to Broad Street Station, exit onto Edison Place or Lafayette Street and go 1/2 block west to Broad Street.

RE-ENTRY

Prudential Center has a no re-entry policy during events. Exceptions are made in the cases of medical reasons or returning prohibited items to vehicles. In these cases, the guest must coordinate with a Guest Services Supervisor before exiting the arena. Ask the nearest usher or security representative to speak with a Guest Services Supervisor.

RESTROOMS

There are 25 women's restrooms, 25 men's restrooms, and seven family restrooms located throughout Prudential Center.

SMOKING

There is NO smoking allowed inside Prudential Center. Smoking is only permitted in designated smoking areas.

STAIRS

Stairwells are located in each of the four corners of the building and are accessible to every level of the arena.

STROLLERS

Small, fold-up umbrella strollers are allowed in Prudential Center. Fold-up strollers should be stored under your seat. Strollers that cannot fit under your seat will not be permitted.

TEAM STORE

Devils Den is located near the Prudential Center Box Office on the corner of Mulberry Street and Edison Place. The Team Store is open daily and open for all Devils and Seton Hall games.

TICKETING

Any guest over one year of age must have a ticket in order to gain entrance to Prudential Center. Children under one year may enter without a ticket but must sit on their parent's or guardian's lap. Age restrictions vary per event, please visit www.prudentialcenter.com to check ticket policies for your event.

WILL CALL

Box Office will call windows are located in the main box office area located just inside the PNC Bank Tower on Mulberry Street and Edison Place. To pick up will call tickets, you must present a valid photo ID. It is also recommended to bring the credit card used to purchase the tickets.

September

- 11 Training camps open
- 14 Pre-season schedule begins
Kraft Hockeyville: Washington at Winnipeg (Belleville, Ont.)
- 26 CCM/USA Hockey All-American Prospects Game (Pittsburgh, PA)
- 30 Opening day playing rosters set (3:00 PM ET)

October

- 1 Opening night – 96th NHL regular-season begins
Molson Canadian NHL *Face-Off*™ (Montreal, Que.)
Hockey Fights Cancer Awareness Month begins

November

- 8 Hockey Hall of Fame Game: New Jersey at Toronto
- 11 Hockey Hall of Fame induction ceremony (Toronto, Ont.)
Inductees: Chris Chelios, Geraldine Heaney, Scott Niedermayer, Brendan Shanahan (Player category); Fred Sherro (Builder category)
- 29 2013 Discover NHL *Thanksgiving Showdown*™: NY Rangers at Boston

December

- 1 Signing deadline for Group 2 free agents (5:00 PM ET)
- 2 U.S. Hockey Hall of Fame induction and a celebration of Lester Patrick (Detroit, MI)
Inductees: Cindy Curley, Bill Guerin, Peter Karmanos, Jr., Ron Mason, Doug Weight
- 23 Busiest day of NHL season – 14 games
- 19 Holiday roster freeze in effect:
For all players on an NHL active roster, injured reserve, or with non-roster and injured non-roster status as of midnight (local time) Dec. 19, a roster freeze shall apply through midnight (local time) Dec. 27, with respect to waivers, trades and loans, subject to the exceptions provided for in CBA Article 16.5 (d).
- 24 Holiday break (no scheduled practices – dressing rooms closed) through Dec. 26
- 26 IIHF World Junior Championships (Malmo, Swe.) through Jan. 5

January

- 1 2014 Bridgestone NHL *Winter Classic*®: Toronto at Detroit (Michigan Stadium)
- 15 CHL/NHL *Top Prospects Game* (Calgary, Alta.)
- 18 Scotiabank *Hockey Day in Canada* (Host: Lloydminster, Alta./Sask.)
- 25 Coors Light NHL *Stadium Series*™: Anaheim at Los Angeles (Dodger Stadium)
- 26 Coors Light NHL *Stadium Series*™: NY Rangers at New Jersey (Yankee Stadium)
- 29 Coors Light NHL *Stadium Series*™: NY Rangers at NY Islanders (Yankee Stadium)

February

- 1 *Hockey is for Everyone* Month begins
- 6 Olympic break begins (at the conclusion of each club's final game) through Feb. 8
- 11 AHL *All-Star Classic* (Location: TBA) through Feb. 12
- 12 Olympic men's hockey tournament begins (Sochi, Rus.)
- 22 Men's hockey Bronze Medal game (Sochi, Rus.)
- 23 Men's hockey Gold Medal game (Sochi, Rus.)
- 24 Olympic break ends (12:01 AM ET)
- 26 NHL regular-season resumes
- 28 *Hockey Weekend Across America* presented by CCM (USA Hockey) through Mar. 2

March

- 1 Coors Light NHL *Stadium Series*™: Pittsburgh at Chicago (Soldier Field)
- 2 2014 Tim Hortons NHL *Heritage Classic*™: Ottawa at Vancouver (BC Place)
Hockey Day in America (NBC)
- 5 Trade deadline (3:00 PM ET)
- 10 NHL General Managers Meeting (Boca Raton, FL) through Mar. 12

April

- 10 NCAA *Frozen Four* (Philadelphia, PA) through Apr. 12
- 13 Last day of regular-season
- 16 Stanley Cup Playoffs begin
- 17 IIHF Under-18 World Championships (Lappeenranta and Imatra, Fin.) through Apr. 27

May

- 9 IIHF World Championship (Minsk, Blr.) through May 25
- 16 CHL Memorial Cup (London, Ont.) through May 25
- 25 NHL Combine (Toronto, Ont.) through May 31

June

- 18 Last possible day for 2014 Stanley Cup Finals
- TBA Deadline for first club-elected salary arbitration (later of June 15 or 48 hours after the conclusion of the Stanley Cup Finals, 5:00 PM ET)
- 25 NHL Awards (Las Vegas, NV)
- 27 NHL Draft (Philadelphia, PA) through June 28

July

- 1 Free agency begins (12:00 PM ET)
- 5 Deadline for player-elected salary arbitration notification (5:00 PM ET)
- 6 Deadline for club-elected salary arbitration notification (5:00 PM ET)
- 20 Salary arbitration hearings held through Aug. 6

August

- 8 Deadline for salary arbitration decisions to be rendered

ANAHEIM DUCKS

Honda Center
2695 E. Katella Ave.
Anaheim, CA 92806
(714) 940-2900
PR: Alex Gilchrist, Steve Hoem,
Lauren O'Gorman

BOSTON BRUINS

TD Garden
100 Legends Way
Boston, MA 02114
(617) 624-2327
PR: Matt Chmura, Heidi Holland,
Eric Tosi

BUFFALO SABRES

First Niagara Center
One Seymour H. Knox III Plaza
Buffalo, NY 14203
(716) 855-4100
PR: Mike Gilbert, Chris Bandura

CALGARY FLAMES

Scotiabank Saddledome
555 Saddledome Rise S.E.
Calgary, Alta. T2P 3B9
(403) 777-4636
PR: Peter Hanlon, Sean Kelso

CAROLINA HURRICANES

PNC Arena
1400 Edwards Mill Rd.
Raleigh, NC 27607
(919) 467-7825
PR: Mike Sundheim, Kyle Hanlin

CHICAGO BLACKHAWKS

United Center
1901 West Madison St.
Chicago, IL 60612
(312) 455-7000
PR: Brandon Faber, Adam Rogowin

COLORADO AVALANCHE

Pepsi Center
1000 Chopper Circle
Denver, CO 80204
(303) 405-1100
PR: Jean Martineau,
Brendan McNicholas

COLUMBUS BLUE JACKETS

Nationwide Arena
200 West Nationwide Blvd.
Columbus, OH 43215
(614) 246-4625
PR: Todd Sharrock, Rick Bowness

DALLAS STARS

American Airlines Center
2601 Avenue of the Stars
Frisco, TX 75034
(214) 387-5500
PR: Tom Holy, Jason Rademan,
Joe Calvillo, Greg Ramirez

DETROIT RED WINGS

Joe Louis Arena
19 Steve Yzerman Dr.
Detroit, MI 48226
(313) 394-7000
PR: John Hahn, Todd Beam

EDMONTON OILERS

Rexall Place
7424-118 Ave.
Edmonton, Alta. T5B 4M9
(780) 471-7210
PR: Allan Watt, J.J. Hebert,
Patrick Garland

FLORIDA PANTHERS

BB&T Center
One Panther Pkwy.
Sunrise, FL 33323
(954) 835-7000
PR: Matt Sacco, Justin Copertino

LOS ANGELES KINGS

STAPLES Center
555 North Nash St.
El Segundo, CA 90245
(310) 535-4500
PR: Mike Altieri, Jeff Moeller,
Mike Kalinowski

MINNESOTA WILD

Xcel Energy Center
317 Washington St.
St. Paul, MN 55102
(651) 602-6000
PR: Aaron Sickman, Ryan Stanzel

MONTREAL CANADIENS

Bell Centre
1909 Avenue des
Canadiens-de-Montréal
Montréal, Que. H3B 5E8
(514) 932-2582
PR: Donald Beauchamp,
Dominick Saillant

NASHVILLE PREDATORS

Bridgestone Arena
501 Broadway
Nashville, TN 37203
(615) 770-2300
PR: Gerry Helper, Kevin Wilson

NEW YORK ISLANDERS

Nassau Coliseum
1255 Hempstead Tpke.
Uniondale, NY 11553
(516) 501-6700
PR: Kimber Auerbach,
Jesse Eisenberg

NEW YORK RANGERS

Madison Square Garden
Two Pennsylvania Plaza, 26th Fl.
New York, NY 10121
(212) 465-6486
PR: John Rosasco,
Brendan McIntyre

OTTAWA SENATORS

Canadian Tire Centre
1000 Palladium Dr.
Ottawa, Ont. K2V 1A5
(613) 599-0250
PR: Brian Morris, Chris Moore

PHILADELPHIA FLYERS

Wells Fargo Center
3601 South Broad St.
Philadelphia, PA 19148
(215) 465-4500
PR: Zack Hill, Joe Siville,
Brian Smith

PHOENIX COYOTES

Jobing.com Arena
6751 N. Sunset Blvd., #200
Glendale, AZ 85305
(623) 772-3200
PR: Rich Nairn, Chris Wojcik

PITTSBURGH PENGUINS

CONSOL Energy Center
1001 Fifth Ave.
Pittsburgh, PA 15219
(412) 642-1300
PR: Tom McMillan, Jennifer Bullano,
Jason Seidling

SAN JOSE SHARKS

SAP Center at San Jose
525 West Santa Clara St.
San Jose, CA 95113
(408) 287-7070
PR: Scott Emmert, Ryan Stenn,
Ben Guerrero

ST. LOUIS BLUES

Scottrade Center
1401 Clark Ave. at Brett Hull Way
St. Louis, MO 63103
(314) 622-2500
PR: Mike Caruso, Rich Jankowski

TAMPA BAY LIGHTNING

Tampa Bay Times Forum
401 Channelside Dr.
Tampa, FL 33602
(813) 301-6500
PR: Bill Wickett, Brian Breseman

TORONTO MAPLE LEAFS

Air Canada Centre
50 Bay St., Suite 500
Toronto, Ont. M5J 2L2
(416) 815-5700
PR: Pat Park, Craig Downey,
Aaron Gogishvili

VANCOUVER CANUCKS

Rogers Arena
800 Griffiths Way
Vancouver, B.C. V6B 6G1
(604) 899-4600
PR: T.C. Carling, Ben Brown

WASHINGTON CAPITALS

Verizon Center
627 N. Glebe Rd., Suite 850
Arlington, VA 22203
(202) 266-2200
PR: Sergey Kocharov,
Pace Sagester

WINNIPEG JETS

MTS Centre
345 Graham Ave.
Winnipeg, Man. R3C 5S6
(204) 987-7825
PR: Scott Brown, Christina Caligiuri,
Kalen Qually

NEW YORK OFFICE

1185 Avenue of the Americas
New York, NY 10036
Phone: (212) 789-2000
Fax: (212) 789-2020/70

TORONTO OFFICE

50 Bay Street, 11th Floor
Toronto, Ont. M5J 2X8
Phone: (416) 359-7900
Fax: (416) 981-2769

MONTREAL OFFICE

1800 McGill College Ave.
Suite 2600
Montréal, Que. H3A 3J6
Phone: (514) 841-9220
Fax: (514) 841-1070

Directory indicates club's mailing
address, which may be separate
from home arena.

