



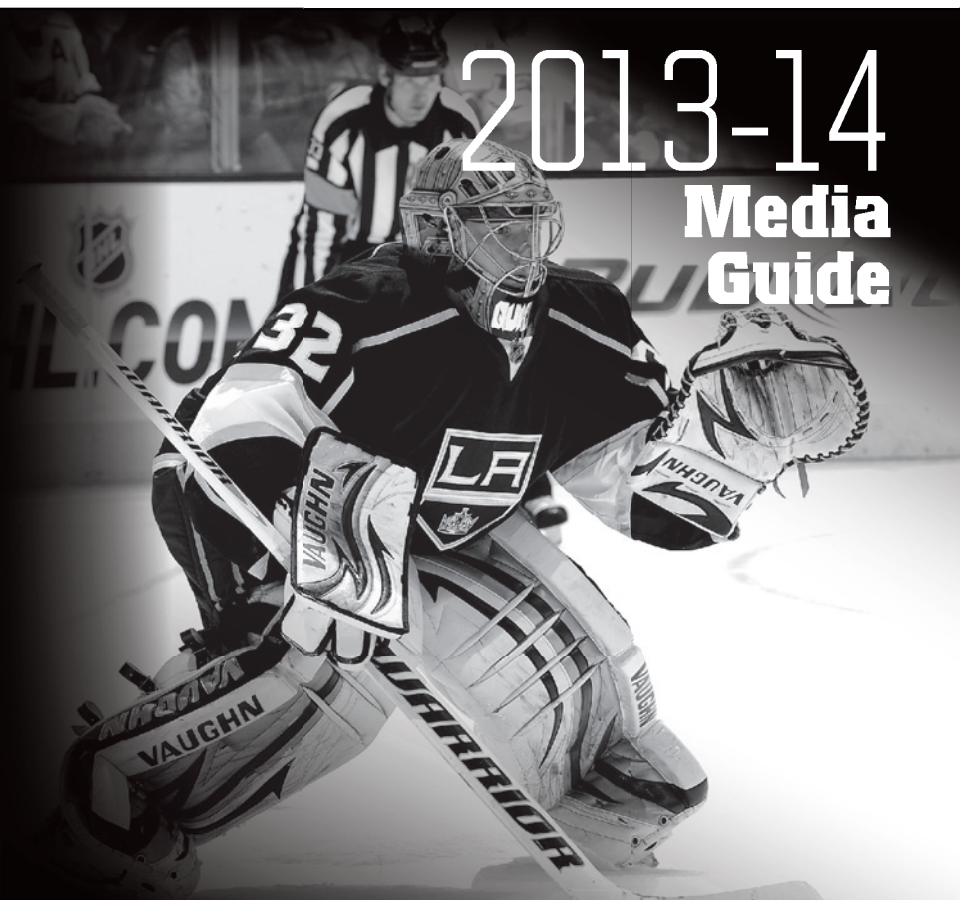
KINGS®

Presented by



2013-14

Media Guide



PRIDE=PASSION=POWER

268 HP

(HP = Highway Passing)



CAMRY V6

toyota.com/camry

Options shown. ©2013 Toyota Motor Sales, U.S.A., Inc.



TOYOTA

Let's
Go
Places



Toyota. A proud sponsor of the LA Kings for 24 years.

2013-14

TABLE OF CONTENTS

Table of Contents	1-2
-------------------	-----

THE STAFF

Staff Directory	4-5
Ownership and Executive Bios	6-7
Business Operations Bios, Staff Pics	8-12
Hockey Operations Bios, Staff Pics	13-24
Broadcaster Bios	25-26

THE PLAYERS

Player Bios	28-71
Players in the System	72-78
Prospects	78-81
2013 NHL Draft Selections	81

IN THE COMMUNITY

Kings Care Foundation	84-85
Kings Alumni Association	86-87
Kings Hall of Fame	88-89

LAST SEASON

2012-13 Final Stats	96
2012-13 Final Standings	97
Game-by-Game Results	98
Player Game-by-Game Results	99-102
2012-13 Season Transactions	103
2013 Final Playoff Stats	104

ALL-TIME RECORDS

Season Reviews	106-150
Record Year-by-Year, Home, Road	151-152
Record vs. Opponents, Home, Road	152-153
Coaching Records, Year-by-Year,	
Fastest 100 Wins	154
All-Time Scoring	155-158
All-Time Goaltending	159
Leaders Year-by-Year	160
Goaltender Leaders Year-by-Year	161
All-Time Top Ten,	
Goal Leaders by Position	162-164
Season Bests	165-166
Hat Tricks	167-168
Shutouts	169-170
Team Records, All-Time PP/PK	171-173
Individual Player Records	174-176
All-Time Streaks	177-179
OT Record Year-by-Year, vs. NHL	180
OT Goal Scorers	181-182
OT Goal Leaders, Current, Career	182

Shootouts, Career, 2012-13	183
Shootout Records, vs. NHL	184-185
Penalty Shots For	186
Penalty Shots Against	187
Record Homestands	188
Record Road Trips	189
Situational Stats	190-191
Highest Scoring Games	192
Best Months	193
Buzzer Beaters, Three Shutouts vs. Kings	194
NHL Debuts, Teenagers, Captains	195
Opening Night, General Managers	196
NHL Award Winners	197
Kings All-Stars	198
Kings YoungStars	199
Kings Team Award Winners	200-202
All-Time Roster, Uniform #'s	203-207
All-Time Draft Choices	208-211
All-Time Trades	212-219
Uniform #'s (Numerical)	220-224
Attendance Year-by-Year	225
Retired #'s	226-230

THE PLAYOFFS

Playoff Season Reviews	234-252
Record Year-by-Year, Home, Road	253-254
Record vs. Opponents,	
Coaching Records	255
Record vs. Opponents, Home, Road	256
Playoff History	257-259
Playoff Scenarios	260
Playoff Scoring	261-262
Playoff Goaltending	263
All-Time Playoff Top Five	264
All-Time Playoff Season Bests	265
Playoff Hat Tricks, Shutouts	266
Playoff Penalty Shots,	
Situational Goals	267
Playoff Team Records	268-271
Playoff Individual Player Records	272-274
Playoff Highest Scoring Games	275
Playoff OT Record, vs. Opponents	276
All-Time Playoff OT Games, Scoring	277
All-Time Playoff PP/PK	278

THE OPPONENTS

Directories,	
Records Year-by-Year, Fast Facts	280-308



MEDIA INFORMATION

Media Info	310
TV/Radio Partners	311
Communications Bios	312-313
NHL Directory, Alignment, Playoff Format ..	314
NHL On-Ice Officials	316
How to Figure	318

Written & Edited By:

Kings Communications Department
Mike Kalinowski, Senior Manager
Jeremy Zager, Manager
Jeff Moeller, Senior Director
Michael Altieri, Vice President
Nick Nickson
Sarah Sotoodeh
Sean Mathys
Alex Sale

AEG

AEG	320
STAPLES Center, Vital Stats	321-323
STAPLES Center Foundation	324
AEG Sports	325-327
Manchester Monarchs	328
Ontario Reign	329
Bailey/Bavis Tribute	330

Photography:

Bernstein Associates:
Andrew D. Bernstein, Juan Ocampo,
Noah Graham
NHL Images
Getty Images
LA Galaxy

Special Thanks To:

Nick Salata, Scott Hardyman and Chromatic, Inc.

Cover Design:

Adrenalin

Designed & Produced By:

Chromatic, Inc., Glendale, CA



The Los Angeles Kings will play host to the Anaheim Ducks in a regular season NHL game outdoors at Dodger Stadium on Saturday, January 25, 2014, at 7 p.m. as part of the 2014 Coors Light NHL Stadium Series.

The event – with a capacity of approximately 53,000 seats – will be the first outdoor regular season NHL game played in the U.S. west of the Mississippi River, the southern-most outdoor NHL game ever and the first-ever in California.

For ticket information visit LAKings.com and call 1-888-KINGS-LA.



THE STAFF



Slava Voynov scored one of his four playoff game-winning goals – a new Kings postseason record – in overtime in Game 5 at St. Louis on May 8, 2013.



KINGS 2013-14 STAFF DIRECTORY

STAPLES Center
1111 South Figueroa Street
Los Angeles, CA 90015
213-742-7100

Toyota Sports Center
555 North Nash Street
El Segundo, CA 90245
310-535-4500

Continental Building
(Kings Business Operations)
300 N. Continental Blvd., Suite 500
El Segundo, CA 90245
310-535-4500

OWNERSHIP	Owner Philip F. Anschutz Owner Edward P. Roski, Jr. Alternate Governor Dan Beckerman Executive Assistant to Alternate Governor Tanya Brice Executive Assistant, Office of the Chairman Carla Garcia
KINGS EXECUTIVE	President/General Manager, Alternate Governor Dean Lombardi President, Business Operations, Alternate Governor Luc Robitaille Chief Operating Officer Kelly Cheeseman Executive Assistant to President/General Manager Tiffany Frost Executive Assistant to President, Business Operations Kehly Sloane Executive Assistant to Chief Operating Officer Alicia Briones Office Coordinator Kiki Oldani
HOCKEY OPERATIONS	Assistant General Manager Rob Blake Special Assistant to the General Manager Jack Ferreira Vice President/Hockey Operations and Legal Affairs Jeff Solomon Director of Team Operations Marshall Dickerson
COACHES	Head Coach Darryl Sutter Assistant Coach John Stevens Assistant Coach Davis Payne Goaltending Coach Bill Ranford Video Coordinator Zach Ziegler
PLAYER DEVELOPMENT	Player Development Nelson Emerson Senior Advisor/Development Coach Mike O'Connell Goaltender Development Kim Dillabaugh Development Consultant Glen Murray
TRAINING STAFF - MEDICAL	Head Athletic Trainer Chris Kingsley Assistant Athletic Trainer Myles Hirayama Massage Therapist Chris Pikosky Strength and Conditioning Coach Ryan van Asten
TRAINING STAFF - EQUIPMENT	Head Equipment Manager Darren Granger Assistant Equipment Manager Dana Bryson Assistant Equipment Manager Denver Wilson Equipment Bobby Halfacre
MEDICAL	Team Physician Dr. Ronald Kvitne Team Internist Dr. Michael Mellman Team Ophthalmologist Dr. Howard Lazerson Team Dentist Dr. Ken Ochi
SCOUTS/HOCKEY OPERATIONS	Scouting Operations Coordinator/Assistant to the GM Lee Callans Senior Pro Scout Rob Laird Pro Scout Alyn McCauley Director of Amateur Scouting Michael Futa Director of Amateur Scouting Mark Yannetti Director of European Scouting Christian Ruuttu Amateur Scout - Western Canada Brent McEwen Amateur Scout - United States Tony Gasparini Amateur Scout - Quebec/Maritimes Denis Fugere Amateur Scout - Northeastern United States Bob Crocker Amateur Scout - Ontario Clay Leibel Amateur Scout - Europe Niklas Andersson Collegiate Scout - Western Mike Donnelly Collegiate Scout - Eastern Mark Mullen Video Technician Bob Friedlander Video Technician Bill Gurney
BROADCASTERS	TV Play-by-Play Announcer Bob Miller Radio Play-by-Play Announcer Nick Nickson TV Color Commentator Jim Fox Radio Color Commentator Daryl Evans

COMMUNICATIONS AND CONTENT

Vice President, Communications and Broadcasting	Michael Altieri
Senior Director, Communications and Content	Jeff Moeller
Director of Production	Aaron Brenner
Senior Manager, Communications	Mike Kalinowski
Manager, Communications and Broadcasting	Jeremy Zager
Associate Producer	Rob McPherson
Beat Reporter	Jon Rosen

FAN DEVELOPMENT AND COMMUNITY RELATIONS

Senior Director, Fan Development and Community Relations	James Cefaly
Director of Community Relations	Jennifer Pope
Senior Manager, Fan Development	Chris Crotty
Manager, Fan Development and Alumni Relations	Sean O'Donnell
Rink Account Executive, Fan Development	Geoffrey Reader
Rink Account Executive, Fan Development	Lauren Wiedmeier
Event Account Executive, Fan Development	Megan Keever
Coordinator, Fan Development	Gabby Farrell
Coordinator, Community Relations	Amanda Ellis
Assistant, Community and Alumni Relations	Devon Bargmann

FINANCE

Staff Accountant	Charles Borjon
Finance Manager	Yvonne Luong

GAME PRESENTATION AND EVENTS

Senior Director, Game Presentation and Events	Danny Zollars
Senior Manager, Game Presentation and Events	Brooklyn Boyars
Supervisor, Game Presentation and Events	Tim Smith
Coordinator, Game Presentation and Events	Janelle Morgan
Assistant, Game Presentation and Events	Vanessa Manning
Music Director	Dieter Ruehle
Public Address Announcer	Dave Joseph

GROUP SALES

Vice President, Group Sales	Matt Rosenfeld
Director, Group Sales	Mason Donley
Account Executive, Group Sales	Stephen Fiamengo
Group Sales Representative	Charlie Brooks

HUMAN RESOURCES

Director of Human Resources	Cassy Niehaus
Human Resources Assistant	Eva Bassett

MARKETING

Vice President, Marketing	Jonathan Lowe
Director of Marketing	Heather Bardocz
Coordinator, Marketing and Promotions	Kevin Polizzotto

MARKETING INTELLIGENCE

Senior Director, Digital Strategy and Analytics	Aaron LeValley
Senior Manager, CRM and Analytics	Lisa Rollins
Manager, Digital Media	Pat Donahue
Manager, Database Marketing	Gretchen Kiker
Manager, Analytics and Research	Thomas Braun
Senior Producer, Digital Media	Edward Valencia
Webmaster, LetsGoKings.com	Mike Zampelli

SPONSORSHIP SALES AND SERVICE

Senior Vice President, Corporate Partnerships	Bill Pedigo
Vice President, Partnership Activation	Russell Silvers
Senior Director, Corporate Partnerships	Josh Veilleux
Director, Partnership Activation	Nam McGrail
Manager, Corporate Partnerships	Kim Cantor
Account Executive, Partnership Activation	Therese Nguyen

TICKET SALES AND SERVICE

Senior Director, Ticket Sales and Service	Josh Bender
Director, Ticket Operations	Elizabeth Hauck
Senior Manager, Ticket Sales and Service	Adam Cheever
Manager, Ticket Operations	Samantha Lewis
Coordinator, Ticket Operations	Joseph Carlucci
Sales, Service and Operations Assistant	Dominique Di Dia
Account Executive, Ticket Sales	Brandon Bittel
Account Executive, Ticket Sales	Lisa Dolan
Account Executive, Ticket Sales	Tim O'Reilly
VIP Service Executive	Erica Spencer
Sr. Season Ticket Service Executive	Scott Servetnick
Sr. Season Ticket Service Executive	Cory Romero
Sr. Season Ticket Service Executive	Scott Mahkorn
Season Ticket Service Executive	Jason Kitay
Season Ticket Service Executive	Courtney Ports
Season Ticket Service Executive	Melina Kent

STAPLES Center
Opened: October, 1999
Seats for Hockey: 18,118
Rink Dimensions: 200 feet by 85 feet
Team Colors: Silver, Black, White
Television: FOX Sports West • Radio Flagship: KTLK AM1150
Minor League Affiliates: Manchester Monarchs (AHL); Ontario Reign (ECHL)

PHILIP F. ANSCHUTZ

Owner

Philip F. Anschutz assumed ownership of the Los Angeles Kings in October of 1995. Mr. Anschutz, 73, is owner of The Anschutz Corporation, Denver, Colorado. The company's major business interests are in the fields of natural resources, transportation, real estate development, lodging, entertainment and communications.



EDWARD P. ROSKI, JR.

Owner

As President and Chairman of the Board of one of the oldest and largest privately held real estate companies in the United States, Edward P. Roski, Jr., took over ownership of the Los Angeles Kings with Philip F. Anschutz in October, 1995. Mr. Roski's expertise in real estate development played a key role as he helped lead the L.A. Arena Company's efforts to create STAPLES Center in Los Angeles.

His company, Southern California-based Majestic Reality Co., was built upon the entrepreneurial vision of his father, Edward P. Roski, Sr., who founded the company in 1948. Majestic, whose corporate offices are located in Los Angeles, has long been a top developer in the area, owning approximately 70 million square feet of

commercial real estate across the United States.

A graduate of the University of Southern California in 1962 with a Bachelor of Science degree in finance and real estate, Mr. Roski served as an officer in the United States Marines from 1962 to 1966. Born and raised in Southern California, he is also a graduate of Loyola High School.

Mr. Roski's other involvements include serving on the Board of Governors of the Bowers Museum of Cultural Art; Natural History Museum of Los Angeles County; Board of Trustees of the Los Angeles County Museum of Art; Board of Trustees of the California Science Center; Board of Trustees of National Geographic Society; Board of Directors of the Los Angeles Sports & Entertainment Commission; Board of Regents, Loyola High School and Chairman Emeritus of the Board of Trustees at the University of Southern California.

An avid cyclist and mountain climber, Mr. Roski and his wife, Gayle, live in Los Angeles.



DAN BECKERMAN

Alternate Governor

Dan Beckerman serves as President and Chief Executive Officer for AEG, one of the world's leading presenters of sports and entertainment programming, and as Alternate Governor of the Kings.

In addition to oversight of key AEG divisions such as AEG Facilities, AEG Live, AEG Sports, AEG Global Partnerships, AEG Europe, AEG China and AEG Digital (including the AXS platform), Beckerman, who reports directly to AEG Founder and Chairman Philip Anschutz, oversees long range planning, acquisitions, financial oversight and corporate governance while serving on the six member committee that constitutes AEG's Office of the Chairman.

Beckerman most recently served as Chief Operating Officer and Chief Financial Officer for AEG. In this capacity, his responsibilities included overseeing the day-to-day operations for AEG and fiscal planning for its subsidiaries including STAPLES Center, the Los Angeles Kings, both of the company's MLS franchises (where he will continue to serve as a member of the league's Board of Governors), two minor league hockey franchises, international holdings and AEG Live, the firm's "live" entertainment division. He was also responsible for the financial oversight, long range planning and debt financing for AEG's development projects throughout the world, including The O2 arena and sports & entertainment district (London), The O2 World arena (Berlin), Sprint Center (Kansas City), Nokia Theatre L.A. LIVE and L.A. LIVE (a \$3 billion downtown Los Angeles sports & entertainment district) among others.

Since joining the organization in August 1997 as CFO of the Los Angeles Kings, Beckerman has played a key role in the investment of over \$5 billion to develop facilities such as STAPLES Center, LA LIVE, The O2 in London, O2 World in Berlin, the Marriott/Ritz-Carlton hotels, The StubHub Center and BBVA Compass stadium; the operations of over one dozen sports franchises worldwide; and the creation of AEG Live, the country's second largest live entertainment promotion entity. In each case, he was responsible for financial planning, budgeting, financial reporting and overall analysis for all matters pertaining to each division or company's business plan.

Prior to joining AEG, Beckerman served as Vice President, Finance for the Los Angeles Clippers for two seasons where he was responsible for all financial matters. Previously, he worked as a senior accountant at Arthur Andersen in Los Angeles where he specialized in corporate taxation.

Beckerman received his MBA in Finance from the Anderson School at UCLA. In 1992, he graduated with honors from UCLA with a Bachelors Degree in Economics. He lives in Westwood with his wife and two daughters.

THE STAFF



LOS ANGELES KINGS®

1.888.KINGS.LA | LAKINGS.COM

PRIDE=PASSION=POWER



LUC ROBITAILLE

President, Business Operations, Alternate Governor

Luc Robitaille – a member of the Hockey Hall of Fame – is the highest scoring left wing in NHL history and the all-time Kings leader in goals scored. He is in his seventh season as Kings President, Business Operations.

Robitaille, who had his popular No. 20 jersey retired by the Kings on January 20, 2007, is one of the greatest players in NHL history. He played 19 seasons in the NHL – including 14 with the Kings – and in 1,431 career regular season games with the Kings, Detroit Red Wings (where he won a Stanley Cup in 2002), New York Rangers and Pittsburgh Penguins, had 1,394 points (668-726=1,394). In 159 playoff games, he had 127 points (58-69=127).

Since retiring as a player and assuming his current front office executive position, Robitaille has had a tremendous impact on the Kings business operations department, especially in the areas of sponsorship sales and renewal, fan and customer relations, game entertainment, media relations and broadcasting. Since 2007-08, the Kings have increased their number of sellouts at STAPLES Center each full season, and the team entered the 2013-14 season with 68 consecutive home sellouts while enjoying record revenues on the whole. Robitaille has been at the front of a revamped Kings community relations department including the club's strategic Kings Care community partnerships, which is highlighted by the Kings' \$500,000 commitment to the Children's Hospital Los Angeles' blood program. Last season, the Kings Care Foundation raised a record \$1.3 million dollars. He has also helped direct the reorganization of the LA Kings Alumni Association while helping spearhead the popular Legends Night Series.

Serving as an Alternate Governor with the Kings, he is an active liaison when it comes to the Kings' communication with the National Hockey League. He has been a driving force behind unique events including LA Kings Hockey Fest and the 2010 NHL Entry Draft at STAPLES Center. On January 25, 2014, the Kings will host the Anaheim Ducks in a regular-season outdoor NHL game at Dodger Stadium as part of the 2014 Coors Light NHL Stadium Series. The event – with a capacity of approximately 53,000 seats – will be the first outdoor regular season NHL game played in the U.S. west of the Mississippi River and the first in California.

Robitaille as a player was honored with several awards and he set numerous records throughout his long and distinguished career. In addition to being the highest scoring left wing in NHL history, a mark he set in a Kings uniform with his 1,370th point to pass Hall-of-Famer John Bucyk on March 22, 2004, Robitaille holds the NHL record for left wingers for most goals (668). He is also 12th in overall NHL goal scoring with 668 goals (he was second among active players at the time of his retirement to former Red Wings teammate Steve Yzerman), 21st in overall NHL scoring with 1,394 points and he is the only left wing in NHL history to record eight consecutive 40-goal seasons (all with the Kings).


With the Kings, Robitaille ranks second all-time in games played (1,077), second in points (1,154) and fourth in assists (597). On January 19, 2006, Robitaille set the Kings all-time record for goals when his 551st goal as a King surpassed Marcel Dionne. In 1,077 total regular season games as a King, Robitaille had 557 goals and 1,154 points.

Robitaille, 47 (2/17/66), was selected by the Kings in the ninth round (171st overall) of the 1984 NHL Entry Draft. As a rookie, the Montreal native became the first King to win the Calder Memorial Trophy and he was named to the NHL's All-Rookie Team. Later he helped lead the Kings to the club's first trip to the Stanley Cup Final in 1993 and that season Robitaille set NHL records for the most goals (63) by a left wing and for the most points (125) by a left wing, a mark that still stands.

Robitaille would go on to reach other milestones in a Kings uniform, including his 500th career goal in 1999 and his 1,000th game as a King in 2004. When Robitaille had his jersey retired by the Kings, he became just the fifth player to be so honored (joining Wayne Gretzky, Dave Taylor, Dionne and Rogie Vachon). On June 23, 2009, Robitaille – an eight-time All-Star – was selected for the Hockey Hall of Fame. He was inducted into the Hall with former teammates Steve Yzerman, Brett Hull and Brian Leetch in Toronto along with Lou Lamoriello.

Robitaille has also immersed himself into the Southern California community. Always one of hockey's most active and accessible Kings, Luc and his wife Stacia are the co-founders of a non-profit organization, Echoes of Hope. Founded in 2007, Echoes of Hope strives to awaken the spirit of hope in the lives of at-risk and emancipated foster youth by providing the resources, knowledge, skills, love and support they need to reach their full potential (www.echoesofhope.org).

Luc and Stacia have two sons, Steven and Jesse. They reside in Santa Monica.



KELLY CHEESEMAN

Chief Operating Officer

Kelly Cheeseman serves as the Chief Operating Officer (COO) for the Los Angeles Kings. In addition to the Kings, Cheeseman also serves as COO for AEG Sports which oversees multiple sports teams and events including the LA Galaxy (four-time MLS Champions), Amgen Tour of California (America's most successful cycling race), Bay to Breakers (a historic foot race founded in 1912) and several European hockey and soccer franchises.

Currently in his 12th year with the organization, Cheeseman's day-to-day role as COO for the Kings includes overseeing the Kings' various business departments with the goal of maximizing club revenues. His areas of oversight include Ticket Sales and Service, CRM and Analytics, Marketing, Digital, Game Presentation, Public Relations/Communications, Broadcasting, Fan Development, Community Relations and Human Resources.

As part of the senior executive leadership team within the Kings, Cheeseman has helped play an integral role in achieving record organizational success and setting a number of franchise records in Ticket Sales, Sponsorship and On-line Digital Metrics.

Prior to his role as COO, Cheeseman, most recently served as Senior Vice President of Ticket Sales and Service for the Kings and AEG Sports. He played an integral role within the Kings' business operations division as the club enjoyed unprecedented ticket sales and revenue. Cheeseman led the Kings Ticket Sales department that achieved records in many categories including number of sell outs in 2009-10, 2010-11 and 2011-12. Under his leadership since 2008, the Kings Season Ticket base has grown by 80 percent and achieved record renewal rates.

In addition to his focus on ticket sales, Cheeseman directed all Customer Retention and Service, Database Marketing and CRM initiatives, as well as Ticket Operations. He served as a member of the NHL Ticket Advisory Board and he is currently a Board Member for the Kings Care and LA Galaxy Foundations. He has also served as a guest speaker on numerous NHL and industry panels in recent years, speaking on Customer Retention, Database, New Business and Dynamic Pricing.

During his 12-year tenure at AEG, Cheeseman has been an integral part of the success of numerous high profile events in Los Angeles including championship boxing, tennis, lacrosse, soccer, cycling, track and field as well as the NHL All-Star Game, NHL Draft, NHL Premier in Europe and MLS Cup.

Before joining the Kings and AEG, Cheeseman worked for the Rancho Cucamonga Quakes (California League) as Marketing Manager with a focus on marketing and ticket sales.

A graduate of Northwood University in West Palm Beach, FL, Cheeseman earned a Bachelor of Arts degree in Marketing Management in 2000. At Northwood he minored in Advertising and MIS. In 1996, he attended Seton Hall University in South Orange, NJ. In school, Cheeseman served as Senior Class President; was a Member of the Men's Varsity Baseball Team at both universities; was the 2000 Student Athlete of the Year (Northwood University) and was a member of Who's Who in College Students in North America in 2000.

Kelly and his wife Andrea reside in Redondo Beach.

KINGS BUSINESS OPERATIONS - VICE PRESIDENTS



MICHAEL ALTIERI
Vice President,
Communications
and Broadcasting



JONATHAN LOWE
Vice President,
Marketing



BILL PEDIGO
Senior
Vice President,
Corporate
Partnerships



MATT ROSENFELD
Vice President,
Group Sales



RUSSELL SILVERS
Vice President,
Partnership
Activation

KINGS BUSINESS OPERATIONS - STAFF



BAILEY
Team Mascot



HEATHER BARDOCZ
Director
of Marketing



DEVON BARGMANN
Assistant,
Community and
Alumni Relations



EVA BASSETT
Human Resources
Assistant



JOSH BENDER
Senior Director,
Ticket Sales
and Service



BRANDON BITTEL
Account Executive,
Ticket Sales



CHARLES BORJON
Staff Accountant



BROOKLYN BOYARS
Senior Manager,
Game Presentation
and Events



AARON BRENNER
Director of
Production



ALICIA BRIONES
Executive Assistant
to Chief Operating
Officer



CHARLIE BROOKS
Group Sales
Representative



KIM CANTOR
Manager,
Corporate
Partnerships



JAMES CEFALY
Senior Director,
Fan Development
and Community
Relations



ADAM CHEEVER
Senior Manager,
Ticket Sales
and Service



CHRIS CROTTY
Senior Manager,
Fan Development



DOMINIQUE DI DIA
Sales, Service
and Operations
Assistant



LISA DOLAN
Account Executive,
Ticket Sales



MASON DONLEY
Director,
Group Sales



AMANDA ELLIS
Coordinator,
Community
Relations



STEPHEN FIAMENGO
Account Executive,
Group Sales

KINGS BUSINESS OPERATIONS - STAFF



CARLA GARCIA
Executive Assistant,
Office of the
Chairman



ELIZABETH HAUCK
Director,
Ticket Operations



DAVE JOSEPH
Public Address
Announcer



MIKE KALINOWSKI
Senior Manager,
Communications



MELINA KENT
Season Ticket
Service Executive



GRETCHEN KIKER
Manager, Database
Marketing



JASON KITAY
Season Ticket
Service Executive



AARON LeVALLEY
Senior Director,
Digital Strategy
and Analytics



SAMANTHA LEWIS
Manager,
Ticket Operations



YVONNE LUONG
Finance Manager



SCOTT MAHKORN
Senior Season
Ticket Service
Executive



VANESSA MANNING
Assistant, Game
Presentation
and Events



NAM McGRAIL
Director,
Partnership
Activation



ROB McPHERSON
Associate Producer



JEFF MOELLER
Senior Director,
Communications
and Content



JANELLE MORGAN
Coordinator,
Game Presentation
and Events



THERESE NGUYEN
Account Executive,
Partnership
Activation



CASSY NIEHAUS
Director of
Human Resources



SEAN O'DONNELL
Manager, Fan
Development and
Alumni Relations



KIKI OLDANI
Office Coordinator

KINGS BUSINESS OPERATIONS - STAFF



TIM O'REILLY
Account Executive,
Ticket Sales



KEVIN POLIZZOTTO
Coordinator,
Marketing and
Promotions



JENNIFER POPE
Director of
Community Relations



COURTNEY PORTS
Season Ticket
Service Executive



GEOFFREY READER
Rink Account
Executive,
Fan Development



JON ROSEN
Beat Reporter



DIETER RUEHLE
Music Director



SCOTT SERVETNICK
Senior Season
Ticket Service
Executive



KEHLY SLOANE
Executive Assistant
to President,
Business Operations



TIM SMITH
Supervisor,
Game Presentation
and Events



ERICA SPENCER
VIP Service
Executive



EDWARD VALENCIA
Senior Producer,
Digital Media



JOSH VAILLEUX
Senior Director,
Corporate
Partnerships



LAUREN WIEDMEIER
Rink Director,
Executive,
Fan Development



JEREMY ZAGER
Manager,
Communications
and Broadcasting



DANNY ZOLLARS
Senior Director,
Game Presentation
and Events



DEAN LOMBARDI

President/General Manager, Alternate Governor

The Kings entered into a new executive era on April 21, 2006, when the club named Dean Lombardi as the eighth General Manager in Kings history. Now a veteran of 26 NHL seasons in the front office as an executive and a pro scout, Lombardi's well-earned reputation for being one of hockey's true visionaries was instrumental in the Kings winning their first Stanley Cup in franchise history.

Lombardi – formerly a member of the San Jose Sharks front office for 13 years, including seven seasons as General Manager and, prior to joining the Kings, a Pro Scout for the Philadelphia Flyers – brought to the Kings a solid track record of success, building from within, and of development on the ice and infrastructure off the ice. As the club's President/General Manager, he is responsible for all hockey operations decisions, including all NHL player-personnel moves, directing the professional and amateur scouting staffs, negotiating all contract matters and overseeing the Manchester Monarchs.

Lombardi is now in his eighth season with the Kings, and due to the hard and patient work of Lombardi and his staff, the Kings are established and in a position where they are among the NHL's elite teams annually. This is the direct result of Lombardi's first actions on the job with the Kings as he immediately went to work on building his club's reserve list, a methodical process that initially focused heavily on the need to improve the backend.

As part of that process, which was critical to building and to Lombardi's overall vision, he revamped and improved the structure of the club's scouting staff on the whole and the amateur scouting division in particular. Then Lombardi took the step of creating and overseeing a player development department to help the franchise take major steps forward off the ice, all in an effort to create and maintain a culture of winning.

At the draft table, the Kings used 38 overall selections from 2006-09 and 62 total since Lombardi was appointed to his position, including eight in the first round, eight in second round and 10 in the third round.

Lombardi has clearly valued the draft more than any other GM in Kings history and the talent the Kings have drafted is the envy of hockey clubs around the league. Kings players selected by Lombardi and staff include: Drew Doughty, Jonathan Bernier, Wayne Simmonds, Alec Martinez, Dwight King, Trevor Lewis, Brayden Schenn, Kyle Clifford, Slava Voynov and Jordan Nolan. During the early days of Lombardi's tenure, he resisted altering his plan as he also complimented the Kings' roster with another good young player – and defenseman – in Jack Johnson.

While the Kings were garnering top talent at the annual NHL Draft and beyond, they were honored. The Kings were graded as the club with the most successful drafts in the "Future Watch" category of the March 31, 2010 edition of The Hockey News. This marked the second straight season the Kings – the NHL club with the earliest average draft position of all 30 teams between 2006-09 (11th, 4th, 2nd and 5th) – were selected by The Hockey News as the top-ranked NHL club in that category. The Hockey's Future website tabbed the Kings as the top organization in the NHL in terms of prospects in their spring 2011 rankings.

Meanwhile Lombardi was also identifying a core group of players in Los Angeles to build around – a group that ultimately helped bring the Stanley Cup to Los Angeles in 2012 followed by a return trip the Western Conference Finals last year, the first time the Kings have reached the third round two years in a row. Anze Kopitar and Dustin Brown are elite NHL forwards who continue to improve their all-around games and grow together at this level. They have helped carry the offensive load for the Kings the past few seasons, supporting Jonathan Quick in net, while some of the younger prospects matured and gained valuable experience.

With a young, solid core in place – a core that also features great character – Lombardi has been able to compliment that group with key veterans who sport a winning track record. Players such as Mike Richards, Jeff Carter, Jarret Stoll, Matt Greene, Rob Scuderi, Justin Williams, Robyn Regehr and Willie Mitchell have all been acquired by the Kings and Lombardi through trade or free agency.

Despite such talent, Lombardi still firmly believes that you draft and develop your homegrown players and that you compliment that group in other ways, and the Kings remain a young team which coincides with Lombardi's philosophy and track record that your team needs to get better while getting younger. When the Kings won the Stanley Cup the team had the fourth lowest average age in the NHL.

In 2009-10, the hard work and effort started to pay off. The Kings earned 101 points, which was 22 more points than the year before and the fourth straight year they had improved their point total. Lombardi's hiring of veteran Head Coach Terry Murray in 2008 also helped the Kings develop a defensive-first mentality as the club's shots-against-average improved by decreasing for three straight years.

In 2011, the Kings again qualified for the playoffs and during the 2009-10 and 2010-11 seasons the Kings totaled 199 points, the most ever by the franchise in two consecutive seasons. During those three seasons the Kings registered 294 points, a franchise record, and last year the Kings again had a winning record. Lombardi also made the move during December of 2011 to hire Darryl Sutter as Head Coach, as the veteran bench boss went 25-13-11 during the regular season and 16-4 during their historic playoff run.

Lombardi bio continues on page 14

The Kings roster, as constructed by Lombardi, also features several core players who want to play in Los Angeles, as noted in their most recent contract signings: Brown (six years and then an eight year contract extension this past summer), Greene (five), Kopitar (seven), Stoll (four years and then three more years), Williams (four), Doughty (eight), Regehr (two), Colin Fraser (two) and Quick (franchise-record 10 years). In addition, Richards has seven years left on his contract and Carter has nine years left on his contract.

Lombardi has accomplished all this with the backing and support of ownership to follow the development course while positioning the club well under the salary cap now and in the immediate future to help keep the organization's homegrown talent long-term.

Lombardi is aided by a talented staff, which is led by Rob Blake (who replaced Ron Hextall in the summer of 2013), Jack Ferreira and Jeff Solomon on the hockey operations side, and Mark Yannetti, Michael Futa, Rob Laird and Christian Ruutu on the scouting side. The Kings scouting staff has grown as a unit over the years as they have built incredible cohesiveness and continuity. Once the annual draft is completed, the work by the club's development staff – led by Nelson Emerson, Mike O'Connell, Kim Dillabaugh, Mike Donnelly, Daryl Evans and Glen Murray – begins, as the Kings look to help young prospects develop and find their identity as they take part in summer development camps and the team's rookie camp/tournament. The development team also works with prospects year-round at Manchester and with drafted players while the team stresses conditioning and off-ice training more than ever before.

During his tenure as GM in San Jose from 1996-03, Lombardi helped build the Sharks into one of the premier NHL teams as they reached the playoffs five times – highlighted by two trips to the Western Conference Semifinals – and one Pacific Division title in 2002 after his club earned a franchise-record 99 points. The Lombardi-led Sharks in 2002 also tied an NHL-record with six consecutive seasons of improved point totals (Bill Torrey/New York Islanders) while building a roster that became progressively younger in age each season.

He also made many key personnel and player moves, stocking the Sharks organization with a good mix of veteran stars and up-and-coming youngsters, that helped make the Sharks legitimate Stanley Cup contenders, and the year after Lombardi left the franchise – when the Sharks advanced to the Western Conference Finals – 18 of the players on that playoff club were originally acquired by Lombardi.

One of the fore runners in engineering three-way trades, Lombardi's history in San Jose as it relates to trades/free agency is impressive too, and he hired Sutter to be the club's Head Coach in 1997 and Ron Wilson in 2002. From the NHL Draft, Lombardi was one of the first GMs in the NHL to consistently and aggressively maneuver up and down the draft boards, making multiple trades to enhance and improve his club's draft position. Lombardi also, upon leaving the Sharks, left the hockey operations division in fine shape for the immediate and long-term future as the team in 2003 had a plethora of top round draft choices in that summer's draft (all originally acquired by Lombardi) which significantly helped set the team up to enjoy their future success.

An executive in the San Jose front office beginning in 1990, Lombardi first served as Assistant General Manager, a post he held the previous two seasons with the Minnesota North Stars, for the expansion Sharks before being elevated to Vice President, Director of Hockey Operations in 1992. Four years later, he was named Executive Vice President and General Manager and given the responsibility of turning around the young franchise.

In his first season at the helm, the 1996-97 campaign, the Sharks finished with the fourth most improved victory total in the NHL to begin Lombardi's impressive streak of year-by-year improvement, which included the five straight postseason appearances from 1998-02 when the Sharks were just one of seven NHL clubs to each qualify for the playoffs during that five-year stretch.

Prior to taking over as the club's GM, Lombardi helped the Sharks construct a team that posted the greatest single-season turnaround in NHL history when the 1993-94 Sharks earned 82 points and the franchise's first berth in the playoffs after the team improved by 58 points from the prior season. Another one of Lombardi's many highlights was the Sharks' 2000 first round playoff upset of St. Louis when San Jose, as the eighth seed, won a seven-game series over the Presidents' Trophy-winning Blues.

Off the ice, Lombardi was also successful in San Jose for creating and implementing an off-ice model development program that was designed to improve overall player performance particularly in the area of fundamentals. The principals and philosophies of the model were based loosely off an advanced program used by Major League Baseball.

Born in Holyoke, Massachusetts, and raised in nearby Ludlow, Lombardi received his undergraduate degree from the University of New Haven where he finished third in his class. He was the hockey team's captain his final two seasons and he received a full athletic scholarship and the school's Student-Athlete of the Year Award. In 1985, Lombardi earned his Law Degree (with honors) from Tulane Law School where he specialized in Labor Law.

Prior to joining Minnesota, Lombardi spent three seasons as a player representative, including the representation of five members of the 1988 United States Olympic Team, and at the time he joined Minnesota's front office Lombardi was only the second former player agent to be employed in an NHL front office (Brian Burke/Vancouver Canucks was the other). He has also recently played an integral role for USA Hockey as a member of the Men's National Team Advisory Group to help select the staff and players for various international tournaments, including the 2014 and the 2010 Winter Olympics.

Dean and his wife Wandamae reside in Manhattan Beach.



ROB BLAKE

Assistant General Manager

Rob Blake is in his first season with the Kings as the club's Assistant General Manager as he was officially appointed to the position on July 18, 2013. He also serves as General Manager of the Manchester Monarchs, the Kings' primary affiliate (American Hockey League).

In his new role with the Kings, Blake assists Dean Lombardi in all facets of the Kings Hockey Operations department, including contract negotiations, player personnel and overseeing the organization's top prospects.

On the ice, Blake played 14 of his 20 NHL seasons with the Kings (1990-01 and 2006-08), the San Jose Sharks (2008-10) and the Colorado Avalanche (2001-06), where he won a Stanley Cup in 2001. He recorded 777 points (240-537=777) in 1,270 regular season games while in 146 playoff games he registered 73 points (26-47=73).

Blake, 43 (12/10/69), served as the Kings captain from 1996-01 and again from 2007-08 (six total seasons). He helped lead the Kings to the Stanley Cup Final in 1993; won the franchise's first Norris Trophy in 1998; captured a gold medal at the 2002 Olympics; and he made seven trips to the NHL All-Star Game including four as a King.

He also is a two-time winner of the Kings Most Valuable Player Award (1997-98 and 1999-00); a six-time winner of the Kings Outstanding Defenseman Award (1990-91, 1991-92, 1992-93, 1993-94, 1997-98 and 1999-00); a winner of the Most Popular Player Award (1997-98); a winner of the Most Inspirational Award (1997-98); and he is a three-time winner of the Kings Community Service Award (1995-96, 1998-99 and 2000-00). He was named to the NHL's All-Rookie Team in 1991; named to NHL's First All-Star Team in 1998; and he was named to the NHL's Second All-Star Team three times including twice with the Kings.

Blake was originally selected by the Kings in the fourth round (70th overall) of the 1988 NHL Entry Draft. A native of Simcoe, Ontario, Blake played college hockey at Bowling Green State University. He made his NHL debut with the Kings during the 1989-90 season and his final game came in the 2010 postseason with the Sharks.

Most recently, Blake worked in the NHL's Player Safety department the last three years. He and his wife Brandy live in Manhattan Beach with their children Jack, Brooke and Max.





JACK FERREIRA

Special Assistant to the General Manager

Jack Ferreira, who is in his 42nd season of professional hockey -- including nine years as an NHL General Manager -- is in his eighth season with the Kings, serving as Special Assistant to the General Manager, where he works closely with the entire Kings Hockey Operations department, including President/General Manager Dean Lombardi and Assistant General Manager Rob Blake.

Ferreira, 69 (6/9/44), came to the Kings from the Atlanta Thrashers, where he was responsible for scouting throughout North America and Europe as the Director of Player Personnel for the club. He also assisted General Manager Don Waddell in all player-related decisions.

A native of Providence, R.I., Ferreira was an original member of the Anaheim Ducks management team prior to his stint with the Thrashers. With the then-Mighty Ducks, he served for two seasons as Vice President of Hockey Operations (1998-00) and five seasons as Vice President and General Manager (1993-98). During his tenure, the Ducks team that he helped build from the ground-up equaled an NHL record for victories as a first-year club (33) in 1993-94. Ferreira was also primarily responsible for several prominent moves in Anaheim's early history, including the drafting of Paul Kariya in 1993 and the acquisition of Teemu Selanne in 1996.

Before joining the Ducks, Ferreira helped the Montreal Canadiens capture the 1993 Stanley Cup Championship as their Director of Pro Scouting. He also helped launch the San Jose Sharks franchise as Vice President and General Manager of the club from 1990-92. Ferreira's first opportunity to head up an NHL franchise was when he served as Vice President and General Manager of the Minnesota North Stars from 1988-90. With both San Jose and Minnesota, Ferreira worked with Lombardi.

Ferreira has also served as Director of Player Development for the New York Rangers (1986-88), as a U.S. and College Scout for the Calgary Flames (1980-86), and he worked for the NHL's Central Scouting Service as a New England Area Scout (1977-80).

His professional career began in 1972 with the New England Whalers of the World Hockey Association, where he held various roles including Head Scout, Assistant Coach and Assistant General Manager through 1977.

A former All-America goaltender at Boston University, where he later earned induction into that school's Athletic Hall of Fame, Ferreira was an Assistant Coach on the collegiate level with Brown University from 1970-72 and with Princeton University in 1969.

In addition, Ferreira was the Assistant General Manager for Team USA when they captured the gold medal at the 1996 World Cup of Hockey and also at the 1998 Olympics in Japan.

Jack and his wife Kathy reside in Riverside. They have two daughters, Jennifer and Julie, and two sons, Eric and Kent.



JEFF SOLOMON

Vice President/Hockey Operations and Legal Affairs

Jeff Solomon is in his eighth season with the Kings as Vice President/Hockey Operations and Legal Affairs. Solomon is responsible for the negotiation of player contracts, development of strategic salary cap plans and management of all matters related to the NHL Collective Bargaining Agreement.

Prior to joining the Kings, Solomon, 55, served as an NHLPA Certified Agent for 20 years. During that time, Solomon represented hundreds of NHL hockey players including former Kings Tony Granato and Nelson Emerson.

Solomon has extensive experience working with the NHL Entry Level System, restricted and unrestricted free agency and all aspects of the NHL Collective Bargaining Agreement and its arbitration system.

Prior to representing professional hockey players, Solomon practiced law in California where he specialized in tax and estate planning. His post-graduate experience includes work as an international tax specialist and financial consultant.

Solomon earned a Bachelor of Arts in Business Administration from Rutgers University in 1980 and a Juris Doctorate from the University of San Diego School of Law in 1983. He is licensed to practice law in California.

Jeff and his wife Kathy reside in Carlsbad with their daughter Alexandra and son Drew.



DARRYL SUTTER

Head Coach

Darryl Sutter is in his third season as Head Coach and his second full season after being hired on December 20, 2011.

Sutter, the 24th head coach in Kings history, came to the Kings with a wealth of NHL experience. His teams have eclipsed the 40-win mark five times, 100 points twice and his clubs have finished in first place three times. He is also only one of 10 head coaches in NHL history to lead at least three different teams to 100 wins.

Since joining the Kings he has helped guide the franchise to unprecedented on-ice success, with the Kings' first Stanley Cup championship in 2012, as the team went 16-4 in the postseason as the eighth seed, and a trip to the Western Conference Finals in 2013.

In 2011-12, the Kings' regular season record was 25-13-11 with him behind the bench, and last year the Kings again posted a winning mark (27-16-5) before winning two more playoff series (six playoff series victories in a row over the two years). With the Kings Sutter's regular season mark is 52-29-16 and in the postseason it is 25-13. Sutter's teams have qualified for the postseason 12 of his 13 seasons.

Sutter was previously the General Manager of the Calgary Flames and he held that position from the 2003-04 season until he resigned on December 28, 2010. Sutter also served as Calgary's Head Coach from 2002-03 through 2005-06 (he held dual roles as Head Coach and General Manager from 2003-04 through 2005-06). As the Head Coach of the Flames for three seasons, Sutter compiled a 107-73-30 record in the regular season and an 18-15 record in the postseason. He led Calgary to the 2004 Stanley Cup Final and a first-place finish in the Northwest Division in 2006 when the Flames finished with a 46-25-11 record (103 points).

Sutter was the Head Coach of the San Jose Sharks for parts of six seasons (1997-98 through the start of the 2002-03 season), where he worked under Dean Lombardi, then the GM of the Sharks. Sutter was 192-167-75 in the regular season and he led San Jose to a first-place finish in the Pacific Division in 2002 (99 points).

Sutter was the Head Coach of the Blackhawks for three seasons (1992-93 through 1994-95) and served as Chicago's Assistant Coach in 1987-88 and as Associate Coach from 1990-92. As the Blackhawks Head Coach he compiled a 110-80-26 record in the regular season and he led Chicago to a first-place divisional finish -- and the best record in the Campbell Conference -- in 1992-93 with a 47-25-12 record. In the 1995 postseason he led Chicago to the Western Conference Finals.

As an NHL left wing, Sutter played in 406 career games (all with the Blackhawks), recording 279 points (161-118=279) and 288 penalty minutes. He scored 20-plus goals in five of his eight NHL seasons, including a career-high 40 goals in 1980-81. Sutter, who served as Chicago's team captain from 1982-85 and again from 1986-87, also had 43 points (24-19=43) in 51 playoff games.

Darryl, 55 (8/19/58), is one of seven Sutter brothers, six of whom played in the NHL, from Viking, Alberta. He and his wife Wanda have three children: Jessie, Brett and Christopher.



JOHN STEVENS

Assistant Coach

John Stevens is in his fourth season with the Kings as an Assistant Coach. On the defensive end, Stevens has helped direct the Kings to top-10 finishes in penalty killing percentage in all three years he has been with the club, including the fourth-best penalty killing unit on two occasions.

Prior to joining the Kings, Stevens served as the Head Coach of the Philadelphia Flyers (2006-09) and had a 120-109-34 record while leading the Flyers to the Eastern Conference Finals in 2008.

The native of Campbellton, New Brunswick, took over as the Flyers Head Coach on October 22, 2006, after beginning the 2006-07 campaign as the club's Assistant Coach. The Flyers were 21-42-11 under Stevens in 2006-07, before having a great turn-around in 2007-08 (the Flyers had an NHL-best 39-point improvement from the year before). Following that


season *The Hockey News* honored Stevens with their Coach of the Year Award.

In 2007-08 the Flyers went 42-29-11 in the regular season and qualified for the playoffs before eliminating Washington in the first round and top-seeded Montreal in the second round. Stevens guided Philadelphia to a 99-point season in 2008-09 (44-27-11) and the team's second consecutive playoff appearance. He was 13-11-1 to start the 2009-10 campaign before he was relieved of his duties on December 4, 2009. That Flyers club eventually reached the 2010 Stanley Cup Final.

Before his NHL coaching tenure, Stevens was the Head Coach of the Philadelphia Phantoms (the Flyers' AHL affiliate) for six years (2000-01 through 2005-06). His Phantoms made the playoffs four times and won the Calder Cup Championship in 2005. In 2012 was inducted into the AHL Hall of Fame.

Stevens was drafted by the Flyers (third round, 47th overall) in the 1984 NHL Entry Draft and played parts of five seasons with the Flyers and Hartford, totaling 10 points (0-10=10) and 48 penalty minutes in 53 NHL regular season games. In 834 career AHL games Stevens, a defenseman, had 186 points (21-167=188), 1,397 penalty minutes and won three Calder Cups: 1988 with Hershey, 1991 with Springfield (served as team captain) and 1998 with the Phantoms (team captain).

John, 47 (5/4/66), and his wife, Stacy, have two sons, John and Nolan.





DAVIS PAYNE

Assistant Coach

Davis Payne is in his second season as an Assistant Coach with the Kings after being hired on July 27, 2012. In his first season with the Kings the club offensively ranked in the top-10 in power play percentage and they increased their goals-per-game average from 2.3 to 2.7, the third best scoring mark in the Western Conference.

Payne most recently was the Head Coach of the St. Louis Blues. The native of Kamloops, British Columbia, and former NHL forward had a 67-55-15 record with the Blues (.544 winning percentage). Payne made his NHL head coaching debut on January 2, 2010 and he won his first NHL game on January 9, 2010 (at Los Angeles). He was relieved of his coaching duties 13 games into the 2011-12 season (November 6, 2011).

Payne has also served as a Head Coach in both the American Hockey League and the ECHL. He spent a season and a half coaching the Peoria Rivermen (former St. Louis AHL affiliate) and in 2008-09 as a rookie Head Coach in the AHL he guided the Rivermen to a 43-31-2-4 record and returned Peoria to the postseason for the first time in three years. Payne first joined the Rivermen as an Assistant Coach in 2007-08.

Before that, Payne experienced seven seasons behind the bench as a Head Coach in the ECHL. In four seasons as Head Coach of the Alaska Aces (2003-04 to 2006-07), he had a winning percentage of .691. He led the Aces to 53 regular season wins and the ECHL Kelly Cup Championship in 2005-06. Payne took the Aces to the Conference Finals in three of his four seasons in Alaska and he was named the ECHL Coach of the Year following the 2006-07 campaign.

Payne also served as a Head Coach of the Pee Dee Pride from 2000-01 to 2002-03. He began his coaching career as an Assistant Coach with the ECHL's Greenville Grrrowl in 2000-01 before being named Head Coach as a mid-season replacement with Pee Dee later that same season.

A graduate of NCAA Division I Michigan Tech, Payne, 43 (9/24/70), appeared in 22 NHL games with the Boston Bruins from 1995-97 and played a total of eight professional seasons in the AHL (with Rochester and Providence), International Hockey League (with Phoenix and San Antonio) and ECHL (with Greensboro and Greenville). He was originally drafted by the Edmonton Oilers in the seventh-round (140th overall) in the 1989 NHL Entry Draft.

Davis and his wife, Jane, have two daughters: Allison and Lydia.



BILL RANFORD

Goaltending Coach

Bill Ranford is in his eighth season as the Goaltending Coach with the Kings. He was named to his position on July 10, 2006.

Upon Ranford joining the club the Kings' team goals-against average (GAA) dropped steadily during each of his first six seasons. Last season the club's goalies finished tied for seventh in the NHL in GAA. In 2011-12 he helped guide the Kings goaltenders to a franchise-best 2.03 goals-against-average (second best in the NHL) and a .924 save percentage (tied for third in the NHL). Also that year Kings goalies allowed a franchise-low 170 goals (not including shootout goals) and they posted an all-time record 11 shutouts.

In the playoffs in 2012 the Kings posted a 1.50 GAA over 20 games and Jonathan Quick, the Conn Smythe Trophy winner, had three postseason shutouts. Last year Quick and the Kings posted a 1.89 GAA in the postseason, the best mark in the NHL, along with three more playoff shutouts.

Quick and the Kings posted a 1.89 GAA in the postseason, the best mark in the NHL, along with three more playoff shutouts.

Ranford, 46 (12/14/66), had worked as the Goaltending Consultant with the Vancouver Giants of the Western Hockey League for two seasons before joining the Kings. In addition, Ranford – a two-time Stanley Cup Champion goalie with the Edmonton Oilers in 1988 and 1990 and the Conn Smythe Trophy winner in 1990 – has also worked as a Goaltending Consultant with the Burnaby Express of the British Columbia Hockey League (Tier II Junior), of which he was a part-owner.

Ranford, who shares the NHL's single season playoff record for most wins by a goaltender with 16 victories in 1990, completed a stellar 15-year NHL playing career following the 1999-00 season. Originally selected by the Boston Bruins in the third-round (52nd overall) of the 1985 NHL Entry Draft, Ranford had a regular season record of 240-279-76, 15 shutouts, a 3.41 goals-against-average and a .888 save-percentage in 647 regular season NHL contests with the Oilers, Bruins, Detroit Red Wings, Tampa Bay Lightning and Washington Capitals. He also played in a total of 51 NHL playoff games, and he played for the Oilers' alumni team at the outdoor Heritage Classic in 2003 in Alberta.

Ranford, an All-Star in 1991-92, made his acting debut in the movie *Miracle*, where he performed scenes as a "stunt double" of Jim Craig, Team USA's goalie during the 1980 Winter Olympics. He is a native of Brandon, Manitoba.

Bill and his wife Kelly have two children: daughters Cassidy and Tristan. They live in New Westminster, British Columbia.



NELSON EMERSON

Player Development

Nelson Emerson is in his sixth season in the Player Development department with the Kings after spending the previous two seasons as an Assistant Coach. He was originally named to the club's coaching staff on July 10, 2006.

Prior to embarking on his coaching career, Emerson, a right wing born in Hamilton, Ontario, played with the Kings from 2000-02 and recorded 31 points (17-14=31) and 79 penalty minutes in 124 regular season NHL games. He also played in 19 playoff games with the Kings and had five points (2-3=5) and six penalty minutes.

Originally selected by the St. Louis Blues in the third-round (44th overall) of the 1985 NHL Entry Draft, Emerson recorded 488 points (195-293=488) and 575 penalty minutes in 771 career regular season NHL games. In 40 career NHL playoff games, he had 22 points (7-15=22) and 33 penalty minutes.

Prior to turning pro, Emerson, 46 (8/17/67), enjoyed four standout years at Bowling Green State University of the Central Collegiate Hockey Association (CCHA), where he was a two-time All-American, a three-time CCHA All-Star and he was the school's all-time leading scorer with 294 points while becoming the first player to be a finalist for the Hobey Baker Award three different seasons. At Bowling Green, Emerson was a teammate of former Kings defenseman Rob Blake and he also is the CCHA all-time leading scorer and the NCAA's seventh all-time leading scorer.

Emerson also worked as a Coaches Aide with the Kings during the 2003-04 season.

Nelson and his wife June have four children: daughters Mackenzie and Madelyn, and sons Quinn and Blake. They reside in Manhattan Beach.



MIKE O'CONNELL

Senior Advisor/Development Coach

Mike O'Connell, who spent six seasons as Vice President and General Manager of the Boston Bruins, is in his eighth season with the Kings. His current title is Senior Advisor / Development Coach after previously holding the titles of Pro Development and Special Assignments and Director of Pro Development.

Having joined the Kings with more than 20 years of NHL experience as both a player, Assistant Coach, Head Coach (he served as the Interim Head Coach of the Bruins for nine games in the 2002-03 season) and front office executive, O'Connell in Boston was instrumental in assembling a club that won two Northeast Division titles before he left the organization in March of 2006.

Before establishing himself in the front office, O'Connell enjoyed a standout 13-year NHL career as a defenseman with the Bruins, Detroit Red Wings and his hometown Chicago Blackhawks. He recorded three 50-plus point seasons (from 1982-85) when he played for Boston and he was an NHL All-Star in 1984. He still holds the Bruins record for longest goal streak by a defenseman with seven games – it was also an NHL record for 25 years before Washington's Mike Green set a new mark in February of 2009 -- and he re-joined the Bruins organization as an Assistant Coach in 1991 before the club advanced to the Eastern Conference Finals that season.

A native of Chicago, O'Connell, 57 (11/25/55), who also served as the Head Coach of Boston's AHL affiliate in Providence for two seasons from 1992-94, re-joined the parent club in 1994 as Assistant General Manager, a post he held for six seasons.

He and his wife Rosemary reside in Cohasset, Massachusetts. They have a daughter, Kristen, and two sons, Matthew and Gregory.





KIM DILLABAUGH

Goaltender Development

Kim Dillabaugh is in his eighth season with the Kings and oversees Goaltender Development.

A former goalie, Dillabaugh played three seasons in the Western Hockey League (WHL) with the Kelowna Rockets and the Calgary Hitmen from 1994-97. He also worked 10 years with GDI (The Goaltender Development Institute), assisting GDI President and former Vancouver Canucks Goalie Coach Ian Clark.

In 2004, he joined Kelowna in the dual role of Goaltending/Assistant Coach, winning a Memorial Cup with the team that season. Since 2004, he has remained a member of the Rockets organization, helping them capture two WHL League Championships resulting in Memorial Cup appearances both years (2005 and 2009).

Additionally, Dillabaugh was the Goalie Coach for Hockey Canada's National Men's Under 18 Team (2004 and 2006 Junior World Cup) and was a part of Hockey Canada's Program of Excellence (POE) Goaltending Camp for four years.

Kim, 36 (7/28/77), resides in Kelowna, British Columbia, with his wife Bonnie.



GLEN MURRAY
Development
Consultant



ROB LAIRD

Senior Pro Scout


Rob Laird is in his 20th year with the Kings -- and his 17th season in the club's Pro Scouting department -- as he currently serves as Senior Pro Scout.

Originally joining the Kings as a coach in the club's minor league system, Laird spent two seasons as the Head Coach of the Phoenix Roadrunners, the former IHL affiliate of the Kings. With the Roadrunners, Laird helped his team advance to the playoffs both seasons while his club posted winning records both years. Prior to that coaching assignment, Laird served as a Head Coach in the American Hockey League for Moncton and Baltimore.

In 1989-90, Laird was behind the bench for the Washington Capitals as an Assistant Coach. Previously, he was the Head Coach at Fort Wayne (IHL) for four seasons, where he won at least 46 games each year -- including the 1985-86 season in which the Komets won 52 regular season games to earn the Presidents' Trophy.

During his playing career, Laird, 58 (12/29/54), played in one NHL game for the Minnesota North Stars during the 1979-80 season. He also played professionally for Fort Wayne, Nashville (CHL) and Oklahoma City (CHL). The Regina, Saskatchewan-born Laird also played for the Memorial Cup Regina Pats (WCHL) before being drafted by the Pittsburgh Penguins in the seventh-round (116th overall) of the 1974 NHL Amateur Draft and by the Minnesota Fighting Saints in the second-round (29th overall) of the 1974 WHA Amateur Draft.

Rob and his wife Madeleine reside in Fort Wayne, Indiana. They have a daughter, Vanessa, and a son, Grant.



ALYN McCAULEY
Pro Scout



MICHAEL FUTA

Director of Amateur Scouting

Michael Futa is in his seventh full season with the Kings as Director of Amateur Scouting. He was named to his current position on June 5, 2007.

Futa came to the Kings after five successful seasons as General Manager of the Owen Sound Attack of the Ontario Hockey League (OHL), where he was named OHL Executive of the Year in 2005. The Attack advanced to the post-season in all five seasons with Futa at the helm, and high profile players like Trevor Lewis (17th overall, 2006 NHL Entry Draft) and Wayne Simmonds (second round, 61st overall, 2007 NHL Entry Draft) played for Owen Sound during Futa's tenure there. Futa has also served as Director of Team Ontario's Under-17 program for three seasons, and his Under-17 team won the gold medal at the Canada Games in 2007.

Prior to his time with the Attack, Futa served as both an Assistant Coach and Assistant General Manager with the Oshawa Generals (OHL) for two seasons (1999-01). The native of Toronto also served first as an Assistant Coach and then as a Head Coach of Toronto St. Michael's Majors (OHL) from 1997-00. Prior to that, he served as Head Coach and General Manager of the St. Michael's Buzzers (Provincial Junior "A").

Before turning to the coaching ranks, Futa played four seasons of professional hockey in Europe (two seasons in Germany and two seasons in Denmark). The former left wing also captained his team at York University, where he was also honored as the student who best combined academics and athletics at the school during his senior season.

Michael, 45 (10/28/67), lives in the greater Toronto-area. He has three daughters: Hunter and identical twins Carmen and Devon.



MARK YANNETTI

Director of Amateur Scouting

Mark Yannetti is in his eighth season with the Kings and seventh as Director of Amateur Scouting. During the 2006-07 season, he served as a Pro Scout for the Kings before being named to his current position on June 5, 2007.

Prior to coming to Los Angeles, the native of Boxford, Massachusetts, served as an Amateur Scout with the Toronto Maple Leafs. In that role, he monitored prospects in the Quebec Major Junior Hockey League as well as Hockey East, the Eastern Collegiate Athletic Conference, the Central Collegiate Hockey Association, the United States Hockey League and the U.S. National Development Team. He also monitored U.S. High Schools and Tier 2 Hockey and, to a lesser degree, the Ontario Hockey League and the Western Collegiate Hockey Association.

Yannetti worked as an Amateur Scout with the Maple Leafs starting in 2004. Before that he worked as a Pro Scout for the franchise from 2000-04, focusing his attention on both the NHL and the American Hockey League. In that role, Yannetti was primarily responsible for the Eastern Conference in both leagues while also having responsibilities in the Western Conference and the ECHL.

Yannetti worked as an Advance Scout for the Stanley Cup Playoffs from 1999-04, where he was solely responsible for the pre-scouting of potential Toronto playoff opponents. His scouting included systems breakdown and analysis and assessment of player tendencies. In addition, he also assisted the Toronto coaching staff in the development of strategies to exploit opposing player and team weaknesses.

Yannetti became a Scout after six seasons of professional hockey, and he turned pro after earning Second Team All-America honors from the American Hockey Coaches Association following a standout senior season at Williams College in 1993-94. Yannetti, a defenseman, played three seasons with the Ephs after beginning his collegiate career at Brown University in 1990-91.

Mark, 42 (6/7/71), lives in Boston.



CHRISTIAN RUUTTU

Director of European Scouting

Christian Ruuttu is in his third season with the Kings and first as the club's Director of European Scouting. From 2011-13, Ruuttu served as the Kings Amateur Scout -- Europe.

Prior to joining the Kings, Ruuttu -- a former NHL center who played for three different clubs -- worked for the Phoenix Coyotes for seven seasons. His last four years with that club he served as their Head European Scout after initially joining the organization in January of 2005 as a European Scout.

Ruuttu played nine seasons in the NHL and recorded 432 points (134-298=432) and 714 penalty minutes in 621 games with Buffalo, Chicago and Vancouver. He also collected 13 points (4-9=13) in 42 career playoff games. Ruuttu was originally drafted by Buffalo in the seventh-round (134th overall) of the 1983 NHL Entry Draft and registered 65 points -- including 22 goals as a rookie in 1986-87. His most productive campaign came the following season, when the native of Lappeenranta, Finland, set career-highs in goals (26) and points (71). He also represented the Sabres at the 1988 NHL All-Star Game in St. Louis.

Following his NHL playing career Ruuttu continued playing professionally in Europe until 1999. From 2000-04, he served as General Manager of the Espoo Blues of the Finnish Pro League and he was a Board Member of the Finnish Elite League.

Christian resides in Helsinki, Finland, with his wife, Camilla, and son, Alexander.





BRENT McEWEN
Amateur Scout
Western Canada



TONY GASPARINI
Amateur Scout
United States



DENIS FUGERE
Amateur Scout
Quebec/Maritimes



BOB CROCKER
Amateur Scout
Northeastern
United States



CLAY LEIBEL
Amateur Scout
Ontario



NIKLAS ANDERSSON
Amateur Scout
Europe



MIKE DONNELLY
Collegiate Scout
Western



MARK MULLEN
Collegiate Scout
Eastern



CHRIS KINGSLEY

Head Athletic Trainer

Chris Kingsley is in his eighth season as Head Athletic Trainer with the Kings. He was named to his position on August 1, 2006.

Kingsley had most recently held the same role with the Kings' primary American Hockey League (AHL) affiliate, the Manchester Monarchs, where he worked since the franchise began play in 2001. Prior to the Monarchs, he spent his first three AHL seasons with the Lowell Lock Monsters.

Before arriving in the AHL, Kingsley worked seven years at Cushing Academy in Ashburnham, Massachusetts, as the school's Director of Sports Medicine.

Kingsley graduated from North Adams State College in 1990, earning a Bachelor's of Arts degree in Biology with a concentration in Sports Medicine. He also attended Indiana State University, where he earned a Master's of Science degree in Athletic Training in 1995.

Chris and his wife Sue have two children: Jonathan and Jaclyn. They reside in Hermosa Beach.



DARREN GRANGER

Head Equipment Manager

Darren Granger is in his eighth season as Head Equipment Manager with the Kings. He was named to his position on June 1, 2006.

Granger -- who worked his 1,000th NHL game in 2006 and his 1,500th game in 2013 -- came to the Kings with a great deal of experience. Prior to the Kings, he spent 13 seasons as the Assistant Equipment Manager with the Vancouver Canucks. He also served as the Equipment Manager at the 1998 NHL All-Star Game.

Set to work for Team Canada at the 2014 Winter Olympic Games in Russia, he has also represented that organization at the 2010, 2008 (silver medal), 2006 and 1999 World Championships, the 1996 World Cup and the 1992 World Junior Championship, and he received the Larry Ashley Award from the British Columbia Hockey Hall of Fame in 2004 for dedication and spirit toward the game of hockey.

Prior to joining the Canucks, the Brandon, Manitoba-born Granger worked for five years as a Trainer for the Brandon Wheat Kings of the Western Hockey League.

Darren lives in Redondo Beach with his wife, Cathy, their daughter, Sadie, and their son, Chase.



RYAN van ASTEN

Strength and Conditioning Coach

Ryan van Asten is in his third season as the club's Strength and Conditioning Coach. van Asten is responsible for coordinating the overall strength and conditioning program for all of the players in the Kings organization.

Prior to joining the Kings, van Asten was a Head Strength and Conditioning Coach and Coordinator for Hockey Canada and the Canadian Sport Centre -- Calgary, where he was part of the 2010 Olympic gold medal championship women's hockey team in Vancouver. Along with that Olympic gold medal, van Asten was fortunate to be a part of three World Championship teams and multiple (10) World Cup medal winners in hockey and luge.

van Asten is a graduate of the University of Calgary where he earned a Master of Science degree in Neuromuscular Physiology. He also holds a Bachelor of Science degree in Life Sciences and a Bachelor of Physical and Health Education degree from Queen's University in Kingston, Ontario. He is a Certified Strength and Conditioning Specialist (NSCA) and a Certified Exercise Physiologist (CSEP).

Ryan and his wife Jackie reside in Hermosa Beach.



MYLES HIRAYAMA
Assistant Athletic
Trainer



CHRIS PIKOSKY
Massage Therapist



DANA BRYSON
Assistant Equipment
Manager



DENVER WILSON
Assistant Equipment
Manager



BOBBY HALFACRE
Equipment



DR. RONALD KVTNE
Team Physician



DR. MICHAEL MELLMAN
Team Internist



DR. HOWARD LAZERSON
Team Ophthalmologist



DR. KEN OCHI
Team Dentist



MARSHALL DICKERSON
Director of
Team Operations



LEE CALLANS
Scouting Operations
Coordinator/
Assistant to the GM



TIFFANY FROST
Executive Assistant to
President/
General Manager



ZACH ZIEGLER
Video Coordinator



BOB FRIEDLANDER
Video Technician



BILL GURNEY
Video Technician



BOB MILLER TV Play-By-Play Announcer

Hockey Hall of Famer Bob Miller is in his 41st season as the "Voice of the Kings" – the first 17 years simulcast on TV and radio and the last 23 years as the exclusive television voice of the team – and is again joined for the 24th season by former Kings right wing Jim Fox for all Kings games on FOX Sports West.

On November 13, 2000, Miller received the Foster Hewitt Award, as selected by the NHL Professional Broadcasters' Association. This award, which recognizes those members of the radio and television industry who have made outstanding contributions to their profession and the game during their hockey broadcasting careers, is recognized by a plaque in the Hockey Hall of Fame in Toronto.

On October 2, 2006, Miller received a star on the famous Hollywood Boulevard Walk of Fame. On February 4, 2002, Miller was inducted into the Southern California Sports Broadcasters Hall of Fame, where he served as that organization's president for five years. Miller has also been named the top television play-by-play announcer in Southern California nine times (including 2013), and in February of 2011 he was inducted into the California Sports Hall of Fame.

In 1998, to commemorate his 25 years of loyal service to the organization, Miller was honored by having the STAPLES Center press box named after him and was presented with a "lifetime contract" by the club, and in 1997, Miller was named as one of the six inaugural members of the Kings Hall of Fame during the organization's 30th Anniversary celebration. The National Sportscasters and Sportswriters Association also named him the California Sportscaster of the Year in 1997 and 2002.

In 2013, Miller's second book – *Tales from the Los Angeles Kings Locker Room* – was released. In 2006 he authored the book, *Bob Miller's Tales from the Los Angeles Kings*.

A native of Chicago, Miller, 75 (10/12/38), received his degree at the University of Iowa where he started his broadcasting career doing Hawkeye football and basketball games. Before joining the Kings, he worked professionally in radio and TV in Milwaukee and Madison, Wisconsin, and was the voice of University of Wisconsin hockey, football and basketball. In 1992, Miller received the honor of being inducted into Wisconsin's Hockey Hall of Fame.

Along with his duties for the Kings, Miller's voice has accented numerous TV and film projects, including "Cheers," "Rollerball," "Miracle on Ice," "The Mighty Ducks" and "The Mighty Ducks 2."

A resident of West Hills, Bob and his wife Judy have a married daughter, Kristin, a son Kevin, and they have two grandsons.



JIM FOX TV Color Commentator

Jim Fox is in his 24th season as the Kings' Television Color Commentator, joining Bob Miller in the booth for club broadcasts on FOX Sports West.

Eighth on the Kings all-time scoring list, ninth in assists and ninth in goals with 479 points (186-293-479) in 578 games, Fox spent his entire 10-year career as a member of the Kings after being selected in the first round (10th overall) of the 1980 NHL Entry Draft. A three time 30-goal scorer, Fox enjoyed his most productive season in 1984-85 when he recorded 83 points (30-53-83), and in 22 career playoff games with the Kings, Fox had 12 points (4-8-12). Over his playing career with the Kings, Fox also holds the distinction of playing the third most games – starting, ending and only with the Kings (Dave Taylor holds the mark followed by Dustin Brown).

Prior to becoming a King, Fox enjoyed a standout junior career with the Ottawa 67's of the Ontario Hockey League (OHL). As the club's captain during the 1979-80 campaign, Fox scored at least one point in every game, including preseason, regular season and the playoffs, and he was a finalist for the Canadian Jr. Player of the Year after earning OHL Most Valuable Player and Leading Scorer awards.

Internationally, Fox represented Canada at the World Junior Championship in Helsinki (1979-80) and he also earned a bronze medal at the World Championship in Moscow in 1986.

Upon retirement as a player in 1990, Fox became Director of Community Relations for the Kings, a position he held until 1994. During that time, he was responsible for creating the Kings Care Foundation and annual Foundation events such as Tip-A-King, the team's charity golf tournament and the Kings Youth Hockey Camp.

He remains one of the strongest forces in the Kings community development and charitable efforts, as a special ambassador, while also sitting on the board of the Kings Care Foundation and the Los Angeles Kings Alumni Association.

Fox, 53 (5/18/60), a wine lover, has participated as a judge in the Long Beach Grand Cru and the Los Angeles County Fair "Wines of the World," both international wine-tasting competitions. In the fall of 2013, Fox, along with winemaker Mike Smith, will release a 2011 vintage, Sonoma Coast (AVA) "Gap's Crown Vineyard" Pinot Noir under the brand name "Patiné Cellars." Patiné is French for "has skated!"

Fox played himself in the popular 1999 movie "Mystery, Alaska," and he was the first Kings recipient of the club's Community Service Award (1988-89). Since 2003, Fox has also served as honorary co-chairman of the Newport Sports Museum Golf Classic and this past September he hosted the third annual "Sunset Sip" wine tasting fundraiser to benefit The Guidance Center.

During the summer of 2005, Fox worked as a co-teacher of "Know the Score: Sports Public Relations," an extension course at UCLA. In addition to his duties in the broadcasting booth, Fox has also served as the co-host of the Los Angeles-area Emmy Award-winning "Kings Live" (previously known as "Break the Ice") pre-game show on FOX Sports West for several seasons.

In the October 2, 2006, issue of Sports Illustrated, Fox was named the best analyst in hockey. From 1998-2012 Fox was named the best TV color commentator in Southern California by Los Angeles Daily News columnist Tom Hoffarth (the one year he did not win the award was when there was no NHL season), and this past season Hoffarth named Fox and Miller the "best broadcasting team" in a new award. In 2008, the Southern California Sports Broadcasters honored him with the top pre and post-game shows commentator award and in 2009, 2011 and 2012 he was awarded the television analyst award.

Also, on February 11, 2006, the Kings held "Jim Fox Day" at STAPLES Center, and Fox was honored on the ice before a game for his 25 years of service to the organization as a player and broadcaster.

From 2005-08, Fox also worked for NHL Radio through the Stanley Cup Final, as well as working as a studio playoff analyst for Yahoo! Sports from 2006-09.

A native of Coniston, Ontario, Jim is a resident of Redondo Beach with his wife Susie. This past summer he co-hosted (for the sixth straight year) with Dave Taylor the Cystic Fibrosis Golf Classic, the 25th installment of the annual event that raised \$305,000 and is now at nearly five million dollars raised since its inception.





NICK NICKSON

Radio Play-By-Play Announcer

In his 33rd season with the Kings, Nick Nickson, the radio "Voice-of-the-Kings," calls the action of every pre-season, regular season and postseason playoff game on KTLK AM1150 and along the Kings Radio Network.

A veteran with 38 years of hockey broadcasting experience totaling more than 3,300 games (including over 2,800 with the Kings), Nickson's smooth, fast-paced and accurate delivery of every play allows the listener to "see the game" as the action unfolds. As a tribute to his broadcasting excellence, in January of 2009 he was inducted into the Southern California Sports Broadcasters Hall of Fame, and in 2011 he was inducted into the Frontier Field Walk of Fame (media) in his hometown (Rochester, New York).


In addition to his Kings broadcasting duties he has also called regular season and playoff games for the NHL Radio Network. In the spring of 2009 he covered the World Championship for NBC Universal Sports. He has been instrumental in developing and maintaining the Kings Radio Network while assisting the Kings Communications department in writing and editing the annual media guide. He is also involved in the Kings Care Foundation and Kings Alumni Association and has written more than 180 stories and articles on the NHL and the Kings. His work can be read in the club's Royal Reign magazine. Nickson is a member of the Southern California Sports Broadcasters and the National Hockey League Broadcasters Association, and for seven summers (1983-89) baseball fans may remember his voice as the Public Address Announcer at Dodger Stadium.

On January 21, 2006, the Kings held "Nick Nickson Day" at STAPLES Center, and Nickson was honored on the ice before a game for his 25 years of service to the organization as a radio and television broadcaster. As part of the ceremony, the club officially announced that the broadcast booth area at STAPLES Center had been named the Nick Nickson Broadcast Center in his honor.

His broadcasting career began during the 1975-76 season as the voice of the Rochester Americans (AHL) before joining the New Haven Nighthawks (AHL) in 1977. He spent four seasons (1977-81) calling the action for the Nighthawks before his association with the Kings began.

Nickson attended Ithaca (N.Y.) College and served as the Sports Director for the school's radio station while doing play-by-play for Ithaca's hockey, football, baseball and basketball teams. After graduating in 1975, he worked as a disc jockey for two stations in Rochester before beginning his career in hockey shortly thereafter.

Nick and his wife, Carolyn, reside in Santa Clarita and have two sons, Nicholas (married to Alexandra) and Timothy. The couple also has two grandchildren, Casey and Avery.



DARYL EVANS

Radio Color Commentator

In his 15th season as the Kings Radio Color Commentator, Daryl Evans and veteran Play-By-Play Announcer Nick Nickson are heard on all club radio broadcasts on flagship station KTLK AM1150 and along the Kings Radio Network. During the 1998-99 season, Evans worked alongside Nickson as a back-up commentator, and along with his role on the radio, Evans is also an executive with the Toyota Sports Center in El Segundo, formerly serving as the facility's General Manager.

A member of the Kings as a player from 1981-85, Evans scored the franchise's most memorable goal in a game forever remembered as the "Miracle on Manchester." Facing the heavily-favored Edmonton Oilers in the best-of-five first round of the 1982 playoffs, the Kings pulled off two huge upsets – one, in winning the series three games to two; and two, winning Game 3 of the series.

Down 5-0 in the third period of that game on April 10, 1982, the Kings steadily chipped away at Edmonton's lead and tied the game with five seconds left in regulation. At 2:35 of the extra period, Evans, then a rookie, sent a shot over Grant Fuhr's shoulder to seal an improbable end to an incredible game. Evans went on to lead the Kings in playoff scoring with 13 points (5-8=13) in 1982.

The past seven seasons, Evans has spearheaded a charitable giving program in which he donated \$100 for every Kings power play goal scored (for a total of \$43,300) in both the regular season and the playoffs. The proceeds the first three years went to the Ronald McDonalds House of Southern California while the proceeds from the past four seasons went to the American Heart Association. Prior to his full-time radio role, Evans served as the Director of Premium Seating Sales for STAPLES Center, where he was responsible for sales of luxury suites, premier seats and the premier club. Prior to taking the position at STAPLES Center, Evans managed at Martin Cadillac in West Los Angeles from 1992-99 where he reached Master Manager status seven straight years.

Originally selected by the Kings in the ninth-round (178th overall) of the 1980 NHL Entry Draft, the left wing recorded 52 points (22-30=52) in 113 career NHL games with the Kings, Washington Capitals and Toronto Maple Leafs. Also, in 11 career playoff games, Evans, 52 (1/12/61), registered 13 points (all of those 13 points came with the Kings during the 1982 playoffs).

In addition, Evans coached the UCLA Bruins club hockey team in the Pac-8 League for two seasons (1997-99). They won the Pac-8 Championship in 1998-99 and also went to the National Championships in Utah in 1999, where they were eliminated. Evans was also named the Pac-8 Coach of the Year both years.

Evans, additionally, continues to serve as a Power Skating Consultant for the Kings, having started those duties in 2007; he works as a TV Analyst (pre-game, post-game and intermissions) for Kings games on FOX Sports West; and he annually contributes to Kings Vision (LAKings.com).

A native of Toronto, Daryl resides in Redondo Beach, and he has two children: DJ and Danielle.




THE PLAYERS



The Kings eliminated the Blues for the club's fifth straight playoff series victory on May 10, 2013.



LOS ANGELES KINGS



DUSTIN BROWN

23

Position: Right Wing / **Shoots:** Right
Height: 6-0 / **Weight:** 207

Age: 28 (Turns 29 on Nov. 4, 2013)

Birthplace: Ithaca, N.Y.
(Nov. 4, 1984)

ACQUIRED BY KINGS: Selected by the Kings in the first round (13th overall) in the 2003 NHL Entry Draft.

2012-13: Finalist for Mark Messier Leadership Award for second straight season...Tied for seventh in NHL in PPG (eight) and eighth in hits (156)...Selected as Kings nominee for the 2013 King Clancy Memorial Trophy for fourth straight season...Selected as the Kings Most Popular Player...Consecutive games played streak snapped at 314 when he missed April 24, 2013 game at DET due to suspension (streak started Feb. 27, 2009)...Earned his 200th career assist Feb. 25, 2013 vs. ANA...Played in his 600th career game Jan. 28, 2013 vs. VAN...Playing with ZSC Lions (Switzerland, 8-5=13 in 16 GP) during the lockout...PLAYOFFS: Fourth in the NHL in hits (78).

2011-12: Finalist for Mark Messier Leadership Award...Selected as the Kings nominee for King Clancy Memorial Trophy...Ranked second in the NHL in hits (239)...Tied career high in assists...Led Kings in GWG (six) and PPG (nine, tied with Justin Williams)...One of five Kings to play in all 82 regular season games...Points (5-10=15) in career high 10 straight games (Feb. 25-March 16, 2012)...Earned third career hat trick and tied career high with four points (3-1=4) Feb. 25, 2012 vs. CHI...PLAYOFFS: NHL rankings were the following: tied for first in goals, assists, points, plus-minus (+16, tied club record), GWG (three) and SHG (two)...Led NHL in SHP (five, club record) and hits (93)...Tied NHL record with two SHG in one game: April 13, 2012 at VAN...Became the second American captain to hoist the Stanley Cup (Derian Hatcher was the other).

2010-11: Recipient of NHL Foundation Award (nominated for third straight year)...Recipient of Kings Community Service Award for third straight year...Kings nominee for King Clancy Memorial Trophy...Kings rankings were the following: first in goals, tied for second in points, second in plus-minus (+17), second in PPG (seven), second in shots (228), first in hits (300, third in NHL) and second in takeaways (35)...One of six Kings to play in all 82 regular season games...Earned 300th NHL point March 26, 2011 vs. COL...Played in 500th NHL game March 13, 2011 at DAL...Tied career high with four points (2-2=4) Dec. 21, 2010 at COL...Points/assists (2-9=11) in seven straight games (Dec. 2-18, 2010) - assist streak tied career high...PLAYOFFS: Led club in hits (34).

2009-10: Finalist for NHL Foundation Player Award...Second in NHL in hits (287)...One of three Kings to play in all 82 games...Kings Most Popular Player and recipient of Kings Community Service Award...Kings nominee for King Clancy Memorial Trophy...Second career hat trick and career high four points (3-1=4) April 1, 2010 vs. VAN...Career high three assists Jan. 26, 2010 at TOR...Played in 400th NHL game Jan. 23,

2010 at DET...Earned 100th NHL goal Jan. 11, 2010 vs. ANA...Earned 200th NHL point Oct. 22, 2009 vs. DAL...PLAYOFFS: Led club in hits (32).

2008-09: Finalist for the NHL Foundation Player Award...Kings MVP (Bill Libby Memorial Award), Most Popular Player and recipient of Kings Community Service Award...Third in NHL in hits (285), eighth in NHL in shots (292)...Earned 100th career NHL assist March 3, 2009 at CBJ...Career-high five-game goal (6-4=10) streak (Jan. 17-31, 2009)...NHL No. 1 Star of the Week Jan. 25, 2009 (2-1=3, 2 GWG)...Named to 2009 NHL All-Star Team (first appearance)...Played in 300th NHL game Dec. 17, 2008 vs. NYR...First career hat trick Dec. 11, 2008 vs. STL...Named 15th captain in Kings history Oct. 8, 2008...Youngest to wear the "C" in Kings history and only American-born captain in team history.

2007-08: Selected as Kings Most Inspirational Player (Ace Bailey Memorial Award) and Most Popular Player...Led Kings in goals and tied for first in PPG (12)...Led NHL with 311 hits...Career high seven-game assist (7a) streak (Nov. 28, to Dec. 10, 2007)...Notched 100th career NHL point Dec. 5, 2007 at PHX...Played in 200th career NHL game Oct. 19, 2007 at VAN.

2006-07: Second in club in PPG (13)...Second in NHL in hits (258)...Second on club in PPP (25).

2005-06: Led club in hits (175)...Played in 100th career NHL game March 27, 2006 at VAN.

2003-04: Made NHL debut Oct. 9, 2003 at DET...First career point (assist) Nov. 5, 2003 at FLA (10th NHL game)...First NHL goal Nov. 23, 2003 at COL (18th NHL game).

LAST AMATEUR CLUB: Guelph, OHL.

INTERNATIONAL PLAY: Played for Team USA at the following tournaments: Olympics (2010, 6 GP, 0-0=0, alternate captain, silver medal)...World Championships (2009, 9 GP, 3-5=8, team captain), (2008, 7 GP, 5-4=9), (2006, 7 GP, 5-2=7), (2004, 9 GP, 1-3=4, bronze medal)...World Junior Championships (2003, 7 GP, 2-2=4), (2002, 7 GP, 1-3=4).

PERSONAL: Nickname: Browny...Wife: Nicole...Kids: Jake, Mason, Cooper...Pets: dog (Milo)...Favorite Movie: The Gladiator...Favorite TV show: Dexter...Favorite actor: Matt Damon...Favorite band: Dave Matthews Band...Favorite NHL city, other than Los Angeles: Chicago...Favorite sport other than hockey: golf...Favorite pro athlete: Anze Kopitar...Favorite hockey player growing up: Wayne Gretzky...Favorite road arena: American Airlines Center...Favorite vacation spot: Hawaii...Wears jersey number because: last available number on high school team...Charities: supports KaBOOM!...Miscellaneous: better lacrosse player than hockey player growing up.

CAREER HIGHLIGHTS


FIRST NHL GAME: Oct. 9, 2003 at Detroit
FIRST NHL GOAL: Nov. 22, 2003 at Colorado
FIRST NHL ASSIST: Nov. 5, 2003 at Florida
MOST POINTS, GAME: 4, 3x's (Last: Feb. 25, 2012 vs. Chicago)
MOST GOALS, GAME: 3, 3x's (Last: Feb. 25, 2012 vs. Chicago)
MOST ASSISTS, GAME: 3, Jan. 26, 2010 at Toronto
LONGEST POINT STREAK: 10, Feb. 25 to March 16, 2012: 5-10=15
LONGEST GOAL STREAK: 5, Jan. 17 to Jan. 31, 2009: 6g
LONGEST ASSIST STREAK: 7, 2x's (Last: Dec. 2, to Dec. 18, 2010: 9a)
CAREER POWER-PLAY GOALS: 69, Last: April 21, 2013 vs. Dallas
CAREER SHORT-HANDED GOALS: 3, Last: Feb. 25, 2012 vs. Chicago
CAREER GAME-WINNING GOALS: 25, Last: March 25, 2013 at Chicago
CAREER PENALTY SHOTS: 1/3, Last: Feb. 25, 2013 vs. Anaheim (vs. Fasth) - Miss
CAREER OVERTIME GOALS: 4, Last: April 11, 2010 at Colorado
CAREER SHOOTOUT GOALS/ATTEMPTS: 18/55 (32.7 percent)
CAREER PLUS-MINUS: -24

BROWN -vs- NHL


	GP	G	A	PTS	PIM		GP	G	A	PTS	PIM
ANA	53	19	21	40	28	NSH	31	9	9	18	18
BOS	10	4	3	7	4	NJ	9	0	2	2	8
BUF	7	3	3	6	4	NYI	8	1	4	5	0
CGY	33	10	10	20	17	NYR	6	3	4	7	2
CAR	7	1	3	4	4	OTT	7	0	2	2	4
CHI	34	10	7	17	26	PHI	8	0	2	2	12
COL	34	10	14	24	18	PHX	53	12	12	24	29
CBJ	30	5	11	16	32	PIT	7	2	2	4	4
DAL	54	18	18	36	70	SJ	52	15	17	32	40
DET	30	5	9	14	8	STL	32	14	9	23	33
EDM	31	12	14	26	20	TB	7	1	1	2	4
FLA	8	3	3	6	0	TOR	7	5	3	8	8
LA	-	-	-	-	-	VAN	32	10	7	17	18
MIN	30	6	10	16	31	WSH	8	1	4	5	2
MTL	7	1	1	2	8	WPG	6	1	2	3	0

CAREER STATISTICS

Season	Team	Lge	REGULAR SEASON					PLAYOFFS				
			GP	G	A	PTS	PIM	GP	G	A	PTS	PIM
2003-04	Los Angeles Kings	NHL	31	1	4	5	16	-	-	-	-	-
2004-05	Manchester Monarchs	AHL	79	29	45	74	96	6	5	2	7	10
2005-06	Los Angeles Kings	NHL	79	14	14	28	80	-	-	-	-	-
2006-07	Los Angeles Kings	NHL	81	17	29	46	54	-	-	-	-	-
2007-08	Los Angeles Kings	NHL	78	33	27	60	55	-	-	-	-	-
2008-09	Los Angeles Kings	NHL	80	24	29	53	64	-	-	-	-	-
2009-10	Los Angeles Kings	NHL	82	24	32	56	41	6	1	4	5	6
2010-11	Los Angeles Kings	NHL	82	28	29	57	67	6	1	1	2	6
2011-12	Los Angeles Kings	NHL	82	22	32	54	53	20	8	12	20	34
2012-13	Los Angeles Kings	NHL	46	18	11	29	22	18	3	1	4	8
NHL/KINGS Totals			641	181	207	388	452	50	13	18	31	54



THE PLAYERS



DANIEL CARCILLO

17

Position: Left Wing / **Shoots:** Left

Height: 6-0 / **Weight:** 200

Age: 28 (Turns 29 on Jan. 28, 2014)

Birthplace: King City, Ontario
(Jan. 28, 1985)

ACQUIRED BY KINGS: From CHI for a conditional selection in the 2015 NHL Draft on July 16, 2013.

2012-13: Goal April 22, 2013 at VAN...Played a season-high 14:12 April 6, 2013 at NSH...Scored GWG March 6, 2013 at COL...Missed 15 games due to injury from Jan. 20 to Feb. 19, 2013...Assist in the Season Opener Jan. 19, 2013 at Kings...PLAYOFFS: Appeared in four games for CHI.

2011-12: Set career high in plus-minus (+10)...Ranked second on CHI in penalty minutes...Missed final 35 regular season games and entire postseason due to injury...Played in 300th career game Nov. 25, 2011 at ANA...Two assists Nov. 11, 2011 vs. CGY...Recorded 21 PIM Nov. 6, 2011 vs. VAN (including 1,000th career penalty minute)...Goal Nov. 4, 2011 at TBL...Had CHI season-high eight hits Oct. 15, 2011 vs. BOS.

2010-11: Tied for second on PHI in penalty minutes...Goal Feb. 20, 2011 at NYR...Goal Jan. 25, 2011 vs. MTL...Goal Jan. 2, 2011 at DET...Goal Oct. 29, 2010 at PIT...PLAYOFFS: Fifth in the NHL in penalty minutes...Tied for second on PHI in plus-minus (+2).

2009-10: Led PHI and ranked fourth in the NHL in penalty minutes...Led PHI in hits (194, career high)...PLAYOFFS: Helped Flyers advance to Stanley Cup Final before losing to CHI...Two points (including OT game-winner) in Game 3 of the Eastern Conference Quarterfinals (April 18, 2010 vs. NJ).

2008-09: Led NHL in penalty minutes...Recorded 151 hits...Tallied 10 points (3-7=10) and 174 penalty minutes in 54 games with PHX before being traded to PHI, where he had four points (all assists) and 80 penalty minutes in 20 games...PLAYOFFS: Recorded first career NHL playoff goal in Game 4 of the Eastern Conference Quarterfinals (April 21, 2009 vs. PIT).

2007-08: Set career highs in goals, assists, points and penalty minutes...Led NHL in penalty minutes...First career hat trick April 4, 2008 at DAL...Had two three-game point streaks (career high)...Had five goals in two-game stretch (April 4-6, 2008).

2006-07: Scored first career NHL goal March 10, 2007 vs. CHI...Made NHL debut March 3, 2007 vs. CBJ...Began the season with Wilkes-Barre Scranton in the Penguins organization...Traded by PIT to PHX on Feb. 27, 2007...Tallied 30 points (21-9=30) and 183 penalty minutes in 52 games for the Baby Penguins.

2005-06: Tallied 24 points (11-13=24) and 311 penalty minutes in 51 games for Wilkes-Barre Scranton...Played six games for Wheeling (ECHL), recording five points (3-2=5) and 32 penalty minutes.

LAST AMATEUR CLUB: Mississauga, OHL

TRANSACTIONS: Selected by PIT in the third round (73rd overall) in the 2003 NHL Entry Draft...Traded to PHX by PIT with a third-round selection in the 2008 NHL Entry Draft for Georges Laraque on Feb. 27, 2007...Traded to PHI by PHX for Scottie Upshall and a second-round selection in the 2011 NHL Entry Draft on March 4, 2009...Signed by CHI as an unrestricted free agent on July 1, 2011.

INTERNATIONAL PLAY: Played for Team Canada at the following tournament: 2003 World U18 Championships (7 GP, 2-2=4, gold medal).

PERSONAL: Nickname: CarBomb...Off-season home: King City, Ontario...Favorite movie: Pulp Fiction...Favorite TV show: Days of our Lives...Favorite band: Led Zeppelin...Favorite sport other than hockey: bocce...Favorite hockey moment: Winning the Stanley Cup in 2013... Favorite pro athlete: Tony Romo...Favorite vacation spot: Bora Bora...First job: raking bunkers at a golf course...Charities: supports Alzheimer's foundations...Miscellaneous: drives a big black 67 Chevelle.

CAREER HIGHLIGHTS

FIRST NHL GAME: March 3, 2007 vs. Columbus (with Phoenix)

FIRST NHL GOAL: March 10, 2007 vs. Chicago (with Phoenix)

FIRST NHL ASSIST: March 17, 2007 vs. Colorado (with Phoenix)

MOST POINTS, GAME: 3, April 4, 2008 at Dallas

MOST GOALS, GAME: 3, April 4, 2008 at Dallas

MOST ASSISTS, GAME: 2, 2x's (Last: Nov. 11, 2011 vs. Calgary)

LONGEST POINT STREAK: 3, 3x's (Last: Nov. 10 to Nov. 13, 2011: 1-3=4)

LONGEST GOAL STREAK: 2, 2x's (Last: April 4 to April 6, 2008: 5g)

LONGEST ASSIST STREAK: 3, Nov. 21 to Nov. 24, 2007: 3a

CAREER POWER-PLAY GOALS: 9, Last Dec. 15, 2009 at Pittsburgh

CAREER SHORT-HANDED GOALS: None

CAREER GAME-WINNING GOALS: 5, Last: March 6, 2013 vs. Colorado

CAREER PENALTY SHOTS: None

CAREER OVERTIME GOALS: None

CAREER SHOOTOUT GOALS/ATTEMPTS: 1/5 (20.0 percent)

CAREER PLUS-MINUS: -19


CARCILLO -vs- NHL

	GP	G	A	PTS	PIM		GP	G	A	PTS	PIM
ANA	17	2	3	5	60	NSH	12	0	2	2	55
BOS	9	0	0	1	33	NJ	10	0	0	0	36
BUF	9	2	0	2	69	NYI	14	0	1	1	54
CGY	10	0	3	3	24	NYR	16	2	3	5	31
CAR	11	1	1	2	28	OTT	7	0	0	0	28
CHI	9	1	2	3	52	PHI	3	2	0	2	0
COL	10	1	5	6	13	PHX	5	0	1	1	6
CBJ	11	2	1	3	31	PIT	14	2	1	3	17
DAL	19	7	3	10	65	SJ	17	0	1	1	60
DET	12	2	2	4	17	STL	14	1	1	2	38
EDM	12	2	2	4	50	TB	9	2	2	4	11
FLA	12	0	1	1	19	TOR	10	1	3	4	43
LA	18	1	4	5	73	VAN	11	2	1	3	77
MIN	11	4	0	4	27	WSH	8	0	1	1	31
MTL	4	1	0	1	12	WPG	9	2	2	4	19

CAREER STATISTICS

Season	Team	Lge	REGULAR SEASON					PLAYOFFS				
			GP	G	A	Pts	PIM	GP	G	A	Pts	PIM
2005-06	Wilkes-Barre/Scranton Penguins	AHL	51	11	13	24	311	11	1	0	1	47
2005-06	Wheeling Nailers	ECHL	6	3	2	5	32	—	—	—	—	—
2006-07	Wilkes-Barre/Scranton Penguins	AHL	52	21	9	30	183	—	—	—	—	—
2006-07	Phoenix Coyotes	NHL	18	4	3	7	74	—	—	—	—	—
2007-08	San Antonio Rampage	AHL	5	2	1	3	16	—	—	—	—	—
2007-08	Phoenix Coyotes	NHL	57	13	11	24	324	—	—	—	—	—
2008-09	Phoenix Coyotes	NHL	54	3	7	10	174	—	—	—	—	—
2008-09	Philadelphia Flyers	NHL	20	0	4	4	80	5	1	1	2	5
2009-10	Philadelphia Flyers	NHL	76	12	10	22	207	17	2	4	6	34
2010-11	Philadelphia Flyers	NHL	57	4	2	6	127	11	2	1	3	30
2011-12	Chicago Blackhawks	NHL	28	2	9	11	82	—	—	—	—	—
2012-13	Chicago Blackhawks	NHL	23	2	1	3	11	4	0	1	1	6
NHL Totals			333	40	47	87	1,079	37	5	7	12	75





JEFF CARTER

77

Position: Center / **Shoots:** Right

Height: 6-4 / **Weight:** 212

Age: 28 (Turns 29 on Jan. 1, 2014)

Birthplace: London, Ontario
(Jan. 1, 1985)

ACQUIRED BY KINGS: From CBJ for Jack Johnson and a first-round selection in the 2013 NHL Draft on Feb. 23, 2012.

2012-13: NHL rankings were the following: fourth in goals, tied for seventh in PPG (eight), first in GWG (eight)...Selected as the Kings MVP (Bill Libby Memorial Award)...Earned 400th career point with a goal March 30, 2013 at MIN...Named NHL's Third Star Of The Week March 11, 2013...Scored 13 goals in 13-game span (Feb. 11-March 9, 2013)...Fifth career hat trick March 4, 2013 vs. NSH...Goals (5g) in five straight games (Feb. 19-27, 2013)...PLAYOFFS: Tied for the team lead in points and goals...

2011-12: Selected as the Kings Best Newcomer (Mark Bavis Memorial Award)...Earned 200th career goal March 11, 2012 at CHI...First two goals as a King March 3, 2012 vs. ANA...Made Kings debut Feb. 25, 2012 vs. CHI...Earned fourth career hat trick and played in 500th career game Feb. 21, 2012 vs. SJ...Earned third career hat trick Dec. 22, 2011 at NSH...Served as an alternate captain for CBJ...PLAYOFFS: NHL rankings were the following: tied for first in goals, second in PPG (four) and tied for first in GWG (three)...Earned first career playoff hat trick (10th in Kings playoff history) May 15, 2012 at PHX...Scored OT game-winner in Game 2 of the Stanley Cup Final (June 2, 2012 at NJ)...Scored two goals (including the GWG) in Stanley Cup Final clinching Game 6 (June 11, 2012 vs. NJ).

2010-11: Led PHI in goals for third straight season (seventh overall in NHL)...Led PHI in GWG (seven) and shots (335, third in NHL)...Was a career-high plus-27...Recorded a shot in every game he played...Served as an alternate captain for PHI for second straight season...Earned 300th career point Dec. 8, 2010 vs. SJ...Played in 400th career game Nov. 16, 2010 at MTL...Earned second career hat trick Nov. 11, 2010 at CAR.

2009-10: Led PHI in goals and shots (319, third in NHL)...Tied for first on PHI in GWG (six, tied for 10th in NHL)...Second on PHI in points and PPG (11)...Played in 286 consecutive games from Dec. 19, 2006 to March 21, 2010...Goals (7g) in career-high six straight games (Feb. 8 to March 3, 2010)...Tied career high with four points (2-2=4) Oct. 8, 2009 vs. PIT...PLAYOFFS: Helped Flyers advance to Stanley Cup Final before losing to CHI.

2008-09: Established career highs in the following categories: goals, assists, points, penalty minutes, PPG (13), SHG (four), GWG (12) and shots (342)...Became 13th player in PHI history to score 40 goals...Led PHI in goals (second in NHL), points, PPG, GWG (also first in NHL), shots (fourth in NHL), plus-minus (+23) and overtime goals (three, tied for first in NHL)...Tied for

second on PHI in SHG (tied for fourth in NHL)...Named to 2009 NHL All-Star Team (first appearance)...Earned first career hat trick and tied career-high with four points (3-1=4) April 3, 2009 vs. TOR...Played in 300th career game March 29, 2009 vs. BOS...Earned 100th career assist March 26, 2009 vs. FLA...Earned 200th career point March 10, 2009 vs. BUF...Earned 100th career goal Feb. 8, 2009 at ATL...Recorded a career-high four points (2-2=4) and plus-5 rating Dec. 20, 2008 vs. WSH...Points (7-3=10) in career-high seven straight games (Oct. 18 to Nov. 2, 2008).

2007-08: Led PHI in shots (260)...Tied for third on PHI in goals and GWG (five)...Second on PHI in SHG (two)...Played in 200th career game Feb. 14, 2008 vs. TBL...Earned 100th career point Dec. 29, 2007 at TBL...PLAYOFFS: Led PHI in shots (72).

2006-07: Missed 20 games due to injury...Tied for second on PHI in SHG (two)...Second on PHI in shots (215)...Recorded career-high 12 shots March 1, 2007 at BOS...Played in 100th career game Jan. 2, 2007 at NYI.

2005-06: NHL rankings among rookies were the following: tied for seventh in goals and plus-minus (+10), tied for fifth in SHG (two), tied for second in GWG (seven, tied for first overall on PHI) and sixth in shots (189).

LAST AMATEUR CLUB: Sault Ste. Marie (OHL).

TRANSACTIONS: Selected by PHI in the first round (11th overall) in the 2003 NHL Entry Draft...Traded to CBJ by PHI for Jakub Voracek, a first-round selection in the 2011 NHL Entry Draft and a third-round selection in the 2011 NHL Entry Draft on June 23, 2011.

INTERNATIONAL PLAY: Played for Team Canada at the following tournaments: World Championships (2006, 9 GP, 4-2=6)...World Junior Championships (2005, 6 GP, 7-3=10, gold medal), (2004, 6 GP, 5-2=7, silver medal), named a tournament All-Star in both 2004 and 2005, his 12 goals combined in 2004 and 2005 tied Eric Lindros (later tied by John Tavares) for Canada's all-time record at the WJC...World U18 Championships (2003, 7 GP, 2-4=6, gold medal).

PERSONAL: Nickname: Carts...Off-season home: New Jersey...Pet: Mack, Miley...Favorite TV show: Homeland...Favorite sport other than hockey: water sports...Favorite hockey moment: winning the Stanley Cup...Wears jersey number because: used to wear No. 7, so doubled it up.

CAREER HIGHLIGHTS

FIRST NHL GAME: Oct. 5, 2005 vs. NY Rangers (with Philadelphia)

FIRST NHL GOAL: Oct. 27, 2005 vs. Florida (with Philadelphia)

FIRST NHL ASSIST: Oct. 15, 2005 vs. NY Islanders (with Philadelphia)

MOST POINTS, GAME: 4, 3x's (Last: Oct. 8, 2009 vs. Pittsburgh)

MOST GOALS, GAME: 3, 5x's (Last: March 4, 2013 vs. Nashville)

MOST ASSISTS, GAME: 2, 28x's (Last: April 21, 2013 vs. Dallas)

LONGEST POINT STREAK: 7, Oct. 18 to Nov. 2, 2008: 7-3=10

LONGEST GOAL STREAK: 6, Feb. 8 to March 3, 2010: 7g

LONGEST ASSIST STREAK: 4, 3x's (Last: Feb. 21 to Feb. 27, 2009: 4a)

CAREER POWER-PLAY GOALS: 66, Last: April 11, 2013 vs. Colorado

CAREER SHORT-HANDED GOALS: 12, Last: March 2, 2010 at Tampa Bay

CAREER GAME-WINNING GOALS: 48, Last: April 21, 2013 vs. Dallas

CAREER PENALTY SHOTS: None

CAREER OVERTIME GOALS: 4, Last: April 21, 2013 vs. Dallas

CAREER SHOOTOUT GOALS/ATTEMPTS: 7/28 (25.0 percent)

CAREER PLUS-MINUS: +39

CARTER -vs- NHL


	GP	G	A	PTS	PIM		GP	G	A	PTS	PIM
ANA	14	6	3	9	6	NSH	14	10	7	17	0
BOS	27	6	9	15	8	NJ	40	11	10	21	22
BUF	24	12	9	21	18	NYI	39	19	23	42	20
CGY	12	4	1	5	4	NYR	41	7	11	18	22
CAR	24	13	12	25	14	OTT	22	4	5	9	17
CHI	12	3	2	5	4	PHI	0	0	0	0	0
COL	10	7	0	7	6	PHX	10	3	3	6	2
CBJ	8	4	1	5	6	PIT	38	15	15	30	47
DAL	15	6	5	11	2	SJ	13	6	2	8	12
DET	9	3	6	9	6	STL	11	4	2	6	4
EDM	8	7	1	8	12	TB	25	14	7	21	14
FLA	24	10	11	21	8	TOR	21	10	5	15	18
LA	8	3	2	5	8	VAN	12	5	1	6	4
MIN	13	6	2	8	6	WSH	22	10	11	21	10
MTL	23	9	6	15	18	WPG	25	11	10	21	2

CAREER STATISTICS

Season	Team	Lge	REGULAR SEASON					PLAYOFFS				
			GP	G	A	PTS	PIM	GP	G	A	PTS	PIM
2003-04	Philadelphia Phantoms	AHL	—	—	—	—	—	12	4	1	5	0
2004-05	Philadelphia Phantoms	AHL	3	0	1	1	4	21	12	11	23	12
2005-06	Philadelphia Flyers	NHL	81	23	19	42	40	6	0	0	0	10
2006-07	Philadelphia Flyers	NHL	62	14	23	37	48	—	—	—	—	—
2007-08	Philadelphia Flyers	NHL	82	29	24	53	55	17	6	5	11	12
2008-09	Philadelphia Flyers	NHL	82	46	38	84	68	6	1	0	1	8
2009-10	Philadelphia Flyers	NHL	74	33	28	61	38	12	5	2	7	2
2010-11	Philadelphia Flyers	NHL	80	36	30	66	39	6	1	1	2	2
2011-12	Columbus Blue Jackets	NHL	39	15	10	25	14	—	—	—	—	—
2011-12	Los Angeles Kings	NHL	16	6	3	9	2	20	8	5	13	4
2012-13	Los Angeles Kings	NHL	48	26	7	33	16	18	6	7	13	14
NHL Totals			564	228	182	410	320	85	27	20	47	52
KINGS Totals			64	32	10	42	18	38	14	12	26	18



THE PLAYERS



KYLE CLIFFORD

13

Position: Left Wing / **Shoots:** Left

Height: 6-2 / **Weight:** 211

Age: 22 (Turns 23 on Jan. 13, 2014)

Birthplace: Ayr, Ontario
(Jan. 13, 1991)

ACQUIRED BY KINGS: Selected by the Kings in the second round (35th overall) in the 2009 NHL Entry Draft.

2012-13: Tied for ninth in NHL in hits (155)...Played in his 200th career game April 16, 2013 at SJ...First career multi-goal game March 16, 2013 vs. SJ...Points (1-4=5) in career high four straight games (Jan. 19-26, 2013)...Two assists Jan. 19, 2013 vs. CHI...Played with Ontario (ECHL, 4-3=7 in 9 GP) during lockout.

2011-12: Led Kings in penalty minutes for second straight season..."Gordie Howe" hat trick Jan. 23, 2012 vs. OTT (1-1=2 and fighting major)...First career multi-point game in the regular season (1-1=2) Jan. 9, 2012 vs. WSH...Played 100th career game Nov. 28, 2011 vs. SJ.

2010-11: Led Kings in penalty minutes, which ranked second among NHL rookies...First Kings rookie to lead club in penalty minutes since Raitis Ivanans in 2006-07 (140)...Most penalty minutes by Kings rookie since Steve McKenna (150 in 1997-98)...Fifth on Kings in hits (138, which ranked third among NHL rookies)...Scored first NHL goal (22nd career game) Dec. 9, 2010 vs. CGY...Earned first NHL point (20th career game) with an assist Dec. 2, 2010 vs. FLA...Made NHL debut Oct. 9, 2010 at VAN...Tied for the 19th youngest player to appear in a game for the Kings (19 years, 269 days) and one of 20 teenagers to play for the Kings...PLAY-OFFS: Tied for club lead in goals and points...Most points by Kings rookie in playoff series since Warren Rychel in 1993 (seven vs. CGY, five vs. VAN).

2009-10: 57 points (28-29=57) and 111 penalty minutes in 58 regular season games with Barrie (OHL)...Served as an alternate captain...Eighth on Barrie (tied for 14th in OHL) in plus-minus (+32)...Tied for fourth

on Barrie in goals, fifth in penalty minutes...14 points (5-9=14) and 28 penalty minutes in 17 playoff games with Barrie, helping the Colts advance to the OHL Championship before losing to Windsor...Second on Barrie in penalty minutes...Signed with Manchester after Barrie was eliminated and made professional debut May 5, 2010 in the playoffs...Helped Monarchs advance to the AHL's Eastern Conference Finals.

2008-09: 28 points (16-12=28) and 133 penalty minutes in 60 regular season games with Barrie...Third on Barrie (19th in OHL) in penalty minutes...Fifth on Barrie in goals...Zero points and 13 penalty minutes in five playoff games with Barrie.

2007-08: 15 points (1-14=15) and 83 penalty minutes in 66 regular season games with Barrie...Among club rookies he ranked: third in points, second in assists, first in penalty minutes (tied for third overall)...One assist and four penalty minutes in nine playoff games with Barrie, helping the Colts advance to the OHL's Eastern Conference Semifinals.

LAST AMATEUR CLUB: Barrie, OHL.

INTERNATIONAL PLAY: Played for Team Canada at the following tournament: World U18 Championships (2009, 6 GP, 0-0=0, 16 PIM - led club).

PERSONAL: Nickname: Cliffy...Off-season home: Ayr, Ontario...Favorite movie: Remember The Titans...Favorite TV show: The Simpsons, Family Guy...Favorite band: Brooks and Dunn...Favorite hockey moment: Stanley Cup in 2012...Favorite pro athlete: Mark Messier...First job: Ayr Farm and Feed.

CAREER HIGHLIGHTS

FIRST NHL GAME: Oct. 9, 2010 at Vancouver

FIRST NHL GOAL: Dec. 9, 2010 vs. Calgary

FIRST NHL ASSIST: Dec. 2, 2010 vs. Florida

MOST POINTS, GAME: 2, 4x's (Last: March 16, 2013 vs. San Jose)

MOST GOALS, GAME: 2, March 16, 2013 vs. San Jose

MOST ASSISTS, GAME: 2, Jan. 19, 2013 vs. Chicago

LONGEST POINT STREAK: 4, Jan. 19 to Jan. 26, 2013: 1-4=5

LONGEST GOAL STREAK: 2, April 24 to April 27, 2013: 2g

LONGEST ASSIST STREAK: 2, 2x's (Last: Jan. 24 to Jan. 26, 2013: 2a)

CAREER POWER-PLAY GOALS: None

CAREER SHORT-HANDED GOALS: None

CAREER GAME-WINNING GOALS: 3, Last: April 18, 2013 vs. Columbus

CAREER PENALTY SHOTS: None

CAREER OVERTIME GOALS: None

CAREER SHOOTOUT GOALS/ATTEMPTS: None

CAREER PLUS-MINUS: -14

CLIFFORD -vs- NHL

	GP	G	A	PTS	PIM		GP	G	A	PTS	PIM
ANA	15	0	1	1	29	NSH	11	2	1	3	11
BOS	4	0	1	1	7	NJ	3	0	0	0	0
BUF	2	0	0	0	0	NYI	3	0	0	0	5
CGY	10	1	1	2	19	NYR	2	0	0	0	5
CAR	2	0	0	0	5	OTT	2	1	1	2	7
CHI	11	1	3	4	7	PHI	3	0	0	0	15
COL	10	1	1	2	4	PHX	16	2	1	3	21
CBJ	11	2	0	2	11	PIT	2	0	0	0	0
DAL	17	1	3	4	24	SJ	16	3	0	3	29
DET	11	1	2	3	4	STL	11	1	1	2	33
EDM	11	0	1	1	23	TB	2	1	0	1	2
FLA	3	0	1	1	0	TOR	2	0	0	0	5
LA	-	-	-	-	-	VAN	10	1	0	1	38
MIN	10	0	1	1	7	WSH	2	1	2	3	4
MTL	2	0	0	0	0	WPG	1	0	0	0	0

CAREER STATISTICS

Season	Team	Lge	REGULAR SEASON					PLAYOFFS				
			GP	G	A	Pts	PIM	GP	G	A	Pts	PIM
2009-10	Manchester Monarchs	AHL	—	—	—	—	—	7	0	2	2	12
2010-11	Los Angeles Kings	NHL	76	7	7	14	141	6	3	2	5	7
2011-12	Los Angeles Kings	NHL	81	5	7	12	123	3	0	0	0	2
2012-13	Ontario Reign	ECHL	9	4	3	7	2	—	—	—	—	—
2012-13	Los Angeles Kings	NHL	48	7	7	14	51	14	0	2	2	8
NHL/KINGS Totals			205	19	21	40	315	23	3	4	7	17



THE PLAYERS



LOS ANGELES KINGS®

1.888.KINGS.LA | LAKINGS.COM

PRIDE=PASSION=POWER

35



DREW DOUGHTY

Position: Defense / **Shoots:** Right

Height: 6-1 / **Weight:** 213

Age: 23 (Turns 24 on Dec. 8, 2013)

Birthplace: London, Ontario
(Dec. 8, 1989)

8

ACQUIRED BY KINGS: Selected by the Kings in the first round (2nd overall) in the 2008 NHL Entry Draft.

2012-13: Fourth in NHL in TOI/gm (26:23), eighth among league defensemen in hits (128) and sixth among defensemen in shots (114)...Selected as the Kings Outstanding Defenseman...Has played in 121 consecutive regular season games (since Oct. 29, 2011)...Played 25+ minutes in 36 games (season high 33:25 Jan. 24, 2013 at EDM)...Goals (3g) in career high three straight games (April 6-9, 2013)...PLAY-OFFS: Third in NHL in TOI/gm (27:57)...Led NHL in Sft/gm (36.6).

2011-12: Among NHL defensemen he ranked: tied for fifth in GWG (three) and tied for second in OT goals (one)...Led Kings in TOI/gm (24:53)...Tied career high with points (0-6=6) in five straight games (Dec. 19-28, 2011) - the assist streak set a career high...Earned 100th career assist Dec. 15, 2011 at CBJ...PLAYOFFS: NHL rankings among defensemen were the following: tied for first in goals, first in assists, first in points (fifth overall) and first in plus-minus (+11, fourth overall).

2010-11: Named Kings Outstanding Defenseman...Among NHL defensemen he ranked: tied for sixth in GWG (three), fifth in TOI/gm (25:38), seventh in PP TOI average (4:09)...First career two-goal game (both on PP) Feb. 2, 2011 at EDM...Played in his 200th NHL game Jan. 13, 2011 vs. STL...Points/assists (0-5=5) in four straight games (Dec. 26-30, 2010)...Earned 100th NHL point Dec. 21, 2010 at COL...Six points (1-5=6) in three-game span (Nov. 13-17, 2010)...Played in 126 consecutive games (Jan. 17, 2010 to Oct. 20, 2010) before missing game Oct. 21, 2010 at PHX with upper body injury...PLAYOFFS: Tied Kings playoff record for a defenseman with two goals and four points (2-2=4) April 16, 2011 at SJ.

2009-10: Finalist for Norris Trophy (second-youngest ever finalist in NHL, second King to be a finalist)...NHL Second-Team All-Star...Among NHL defensemen he ranked: third in points, tied for second in goals, tied for fifth in assists, tied for second in PPG (nine), second in PPP (31), tied for fifth in PPA (22), first in GWG (five)...Named Kings Outstanding Defenseman...First on Kings with 24:58 TOI/gm...27 points (5-22=27) in 28-game span (Dec. 28, 2009-March 10, 2010)...Earned 50th point March 8, 2010 vs. CBJ becoming 12th defenseman in club history to record 50+ points in a season...The second youngest Kings defenseman to record 50 points in a season (youngest was Larry Murphy, 76 points in 1980-81)...Points (1-6=7) in five straight games (Feb. 8-March 4, 2010)...Career high

four assists/points Jan. 4, 2010 at SJ...Played in 100th NHL game Nov. 11, 2009 at CAR...Assists (6a) in four straight games (Oct. 22-28, 2009)...Points (2-4=6) in five straight games (Oct. 3-12, 2009)...PLAYOFFS: Tied for club lead in goals and points...Tied Kings playoff record for a defenseman with four points and three assists (1-3=4) April 19, 2010 vs. VAN.

2008-09: Named to NHL All-Rookie Team (fourth Kings defenseman to receive honor)...Named Kings Outstanding Defenseman and Best Newcomer (Mark Bavis Memorial Award)...Led NHL rookies and Kings with 23:49 TOI/gm...Tied for first among NHL rookie defensemen in points and assists...Tied for second among NHL rookie defensemen in goals...Most points by a Kings rookie defenseman since Lubomir Visnovsky, 39 in 2000-01...Second among NHL rookies in blocked shots (114) and PPG (three)...Led NHL rookie defensemen in shots (126)...Participated at YoungStars event as part of the 2009 NHL All-Star Game festivities...First career multi-point game (both assists) Nov. 6, 2008 vs. FLA...Recorded first career NHL point with a goal Oct. 20, 2008 vs. COL (fifth NHL game)...Made NHL debut Oct. 11, 2008 at SJ...At the time was the fifth youngest player (second youngest defenseman) to appear in game for Kings.

LAST AMATEUR CLUB: Guelph, OHL.

INTERNATIONAL PLAY: Played for Team Canada at the following tournaments: Olympics (2010, 7 GP, 0-2=2, +6, gold medal)...World Championships (2009, 9 GP, 1-6=7, +5, silver medal)...World Junior Championships (2008, 7 GP, 0-4=4, gold medal, Top Defenseman of tournament)...World U18 Championships (2007, 6 GP, 2-3=5)...Other (2007 Super Series, 8 GP, 0-2=2), (2006 World U17 Hockey Challenge), (2006 Ivan Hlinka Tournament, gold medal).

PERSONAL: Nickname: Dewy...Favorite movie: The Hangover...Favorite TV show: Entourage...Favorite actress: Jessica Alba...Favorite band: Eminem...Favorite NHL city, other than Los Angeles: Nashville...Favorite magazine: Maxim...Favorite sport other than hockey: soccer...Favorite pro athlete: Frank Lampard...Favorite road arena: Bell Centre...Favorite vacation spot: Bermuda...Superstitions: putting equipment on right before left...First job: paper boy...Helps the environment by: recycling.

CAREER HIGHLIGHTS

FIRST NHL GAME: Oct. 11, 2008 at San Jose

FIRST NHL GOAL: Oct. 20, 2008 vs. Colorado

FIRST NHL ASSIST: Nov. 6, 2008 vs. Florida

MOST POINTS, GAME: 4, Jan. 4, 2010 at San Jose

MOST GOALS, GAME: 2, Feb. 2, 2011 at Edmonton

MOST ASSISTS, GAME: 4, Jan. 4, 2010 at San Jose

LONGEST POINT STREAK: 5, 3x's (Dec. 19 to Dec. 28, 2011: 0-6=6)

LONGEST GOAL STREAK: 3, April 6 to April 9, 2013: 3g

LONGEST ASSIST STREAK: 5, Dec. 19 to

Dec. 28, 2011: 6a

CAREER POWER-PLAY GOALS: 23, Last: April 18, 2013 vs. Columbus

CAREER SHORT-HANDED GOALS: None

CAREER GAME-WINNING GOALS: 12, Last:

March 13, 2012 vs. Detroit

CAREER PENALTY SHOTS: None

CAREER OVERTIME GOALS: 2, Last: Jan. 5, 2012

vs. Phoenix

CAREER SHOOTOUT GOALS/ATTEMPTS: 2/7 (28.6 percent)

CAREER PLUS-MINUS: +18

DOUGHTY -vs- NHL


	GP	G	A	PTS	PIM		GP	G	A	PTS	PIM
ANA	28	2	13	15	28	NSH	19	4	4	8	8
BOS	7	1	3	4	2	NJH	4	1	0	1	0
BUF	4	0	3	3	4	NYI	6	2	1	3	8
CGY	19	1	4	5	10	NYR	5	0	0	0	4
CAR	4	0	0	0	0	OTT	4	1	2	3	4
CHI	18	1	7	8	14	PHI	6	2	2	4	2
COL	18	5	8	13	10	PHX	27	7	8	15	18
CBJ	19	4	15	19	20	PIT	4	0	2	2	2
DAL	26	2	9	11	32	STL	28	1	13	14	21
DET	18	1	5	6	10	STL	18	1	9	10	16
EDM	19	6	4	10	12	TB	4	1	0	1	4
FLA	5	1	3	4	8	TOR	4	1	2	3	0
LA	-	-	-	-	-	VAN	19	1	5	6	38
MIN	18	2	8	10	8	WSH	5	1	2	3	0
MTL	4	0	1	1	0	WPG	4	0	2	2	0

CAREER STATISTICS

Season	Team	Lge	REGULAR SEASON					PLAYOFFS				
			GP	G	A	Pts	PIM	GP	G	A	Pts	PIM
2008-09	Los Angeles Kings	NHL	81	6	21	27	56	—	—	—	—	—
2009-10	Los Angeles Kings	NHL	82	16	43	59	54	6	3	4	7	4
2010-11	Los Angeles Kings	NHL	76	11	29	40	68	6	2	2	4	8
2011-12	Los Angeles Kings	NHL	77	10	26	36	69	20	4	12	16	14
2012-13	Los Angeles Kings	NHL	48	6	16	22	36	18	2	3	5	8
NHL/KINGS Totals			364	49	135	184	283	50	11	21	32	34



THE PLAYERS



KEATON ELLERBY

5

Position: Defense / **Shoots:** Left

Height: 6-5 / **Weight:** 220

Age: 24 (Turns 25 on Nov. 5, 2013)

Birthplace: Strathmore, Alberta
(Nov. 5, 1988)

ACQUIRED BY KINGS: From FLA for a fifth-round selection in the 2013 NHL Draft on Feb. 7, 2013.

2012-13: Assist March 25, 2013 at CHI...Plus-2 rating March 16, 2012 vs. SJ...Assist March 14, 2013 at SJ...Assist and plus-2 rating Feb. 11, 2012 at STL...Made Kings debut Feb. 10, 2013 at DET...Acquired from FLA on Feb. 8, 2013 (had zero points and 36 PIM in nine games with Panthers).

2011-12: Assist March 13, 2012 vs. TOR...Plus-2 rating March 4, 2012 vs. OTT...Assists in back-to-back games (Feb. 25, 2012 at CAR and Feb. 26, 2012 vs. MTL)... Played in 100th career game Feb. 9, 2012 vs. Kings... Assist Nov. 23, 2011 vs. NYR...Assist and plus-4 rating Nov. 8, 2011 at TOR...PLAYOFFS: Appeared in first NHL playoff game April 19, 2012 at NJ.

2010-11: Set career high in goals, assists, points and penalty minutes...Goal March 17, 2011 vs. TOR... Points (1-2=3) in three straight games (March 12-17, 2011)...Assist and plus-2 rating March 8, 2011 vs. CHI...Assist Feb. 13, 2011 at SJ...Assist Feb. 4, 2011 at NJ...Assist Feb. 1, 2011 at TOR...Recorded first NHL goal Jan. 25, 2011 at NYR...Assist Nov. 13, 2010 at PHI...First career multi-point game (two assists) Oct. 23, 2010 vs. NYI...Recalled from Rochester five times during the season.

2009-10: Played in 22 games for FLA and 58 games with Rochester...Made NHL debut Jan. 14, 2012 at TBL...Tallied 19 points (6-13=19) and 34 PIM with Rochester.

2008-09: Second among Rochester defensemen in points...Named Rochester's Most Improved Player... Recalled by FLA twice, but didn't appear in a game...Named Rochester's Player of the Month for March 2009...Scored first professional goal March 7, 2009 at Lake Erie.

2007-08: Split season with Kamloops and Moose Jaw (WHL)...Recorded three points (0-3=3) and 29 PIM in 16 games with Kamloops before being traded to Moose Jaw...Had 23 points (2-21=23) and 81 PIM in 53 games with Moose Jaw.

2006-07: Third among Kamloops defensemen in points...Won Hardest Shot competition at the 2007 CHL Top Prospects Game (95.6 MPH).

2005-06: Recorded eight points (2-6=8) and 121 PIM in 68 games with Kamloops.

2004-05: Began junior tenure with Kamloops.

LAST AMATEUR CLUB: Moose Jaw, WHL.

TRANSACTIONS: Selected by FLA in the first round (10th overall) in the 2007 NHL Entry Draft.

INTERNATIONAL PLAY: Played for Team Canada at the following tournament: 2006 World U18 Championships (5 GP, 0-1=1).

PERSONAL: Nickname: Keats or Ells...Off-season home: Kelowna, British Columbia...Favorite movie: too many to choose from, can't pick just one...Favorite TV show: Game of Thrones...Favorite band: Led Zeppelin...Favorite sport to play other than hockey: Golf...Favorite hockey moment: first NHL game... Favorite pro athlete: Tiger Woods...Favorite vacation spot: St. Martin...Hockey superstitions: None...First job: Worked at a golf course...Why do you wear the jersey number that you do: Was given the number when came to LA...Do you support any charities: Team Tootoo...Helps the environment by: Recycling... Miscellaneous: He's first cousins with Shane Doan and second cousins with Carey Price.

CAREER HIGHLIGHTS

FIRST NHL GAME: Jan. 14, 2010 at Tampa Bay (with Florida)
FIRST NHL GOAL: Jan. 25, 2011 at NY Rangers (with Florida)
FIRST NHL ASSIST: Oct. 23, 2010 vs. NY Islanders (with Florida)
MOST POINTS, GAME: 2, Oct. 23, 2010 vs. NY Islanders
MOST GOALS, GAME: 1, 2x's (Last: March 17, 2011 vs. Toronto)
MOST ASSISTS, GAME: 2, Oct. 23, 2010 vs. NY Islanders
LONGEST POINT STREAK: 3, March 12 to March 17, 2011: 1-2=3
LONGEST GOAL STREAK: 1, 2x's (Last: March 17, 2011: 1g)
LONGEST ASSIST STREAK: 2, 2x's (Last: Feb. 25 to Feb. 26, 2012: 2a)
CAREER POWER-PLAY GOALS: None
CAREER SHORT-HANDED GOALS: None
CAREER GAME-WINNING GOALS: None
CAREER PENALTY SHOTS: None
CAREER OVERTIME GOALS: None
CAREER SHOOTOUT GOALS/ATTEMPTS: None
CAREER PLUS-MINUS: -16


ELLERBY -vs- NHL

	GP	G	A	PTS	PIM		GP	G	A	PTS	PIM
ANA	5	0	0	0	2	NSH	4	0	0	0	0
BOS	5	0	0	0	0	NJ	6	0	1	1	2
BUF	6	0	0	0	2	NYI	4	0	2	2	4
CGY	4	0	0	0	2	NYR	5	1	1	2	2
CAR	8	0	1	1	6	OTT	10	0	0	0	9
CHI	6	0	2	2	2	PHI	7	0	2	2	4
COL	5	0	0	0	4	PHX	6	0	0	0	4
CBJ	3	0	0	0	2	PIT	3	0	0	0	0
DAL	5	0	0	0	4	SJ	6	0	2	2	0
DET	3	0	0	0	0	STL	5	0	1	1	0
EDM	2	0	0	0	0	TB	13	0	1	1	23
FLA	0	0	0	0	0	TOR	7	1	3	4	2
LA	2	0	1	1	0	VAN	2	0	0	0	0
MIN	5	0	0	0	0	WSH	9	0	0	0	4
MTL	5	0	1	1	4	WPG	9	0	0	0	4

CAREER STATISTICS

Season	Team	Lge	REGULAR SEASON					PLAYOFFS				
			GP	G	A	Pts	PIM	GP	G	A	Pts	PIM
2008-09	Rochester Americans	AHL	75	3	20	23	44	—	—	—	—	—
2009-10	Rochester Americans	AHL	58	6	13	19	34	7	1	0	1	4
2009-10	Florida Panthers	NHL	22	0	0	0	2	—	—	—	—	—
2010-11	Rochester Americans	AHL	17	2	3	5	8	—	—	—	—	—
2010-11	Florida Panthers	NHL	54	2	10	12	22	—	—	—	—	—
2011-12	Florida Panthers	NHL	40	0	5	5	10	1	0	0	0	2
2012-13	Florida Panthers	NHL	9	0	0	0	36	—	—	—	—	—
2012-13	Los Angeles Kings	NHL	35	0	3	3	16	5	0	0	0	0
NHL Totals			160	2	18	20	86	6	0	0	0	2
KINGS TOTALS			35	0	3	3	16	5	0	0	0	0





COLIN FRASER

24

Position: Center / **Shoots:** Left

Height: 6-1 / **Weight:** 190

Age: 28 (Turns 29 on Jan. 28, 2014)

Birthplace: Sicamous, British Columbia
(Jan. 28, 1985)

ACQUIRED BY KINGS: From EDM with a seventh-round selection in the 2012 NHL Draft for Ryan Smyth on June 26, 2011.

2012-13: Played 100th game as a King April 7, 2013 at ANA...Assist March 25, 2013 at CHI...Assist and four hits March 16, 2013 vs. SJ...Two points (1-1=2) and six hits March 9, 2013 vs. CGY...Assist and six hits March 4, 2013 vs. NSH...Goal Feb. 19, 2013 at EDM...Played in his 300th career game Feb. 7, 2013 at NSH...Assist Jan. 19, 2013 vs. CHI.

2011-12: Selected as the Kings nominee for the 2012 Bill Masterton Memorial Trophy...Established career high in penalty minutes...Tied career high with two assists Jan. 23, 2012 vs. OTT...Scored first goal as a King Nov. 12, 2012 vs. MIN...Activated from non-roster list and made Kings debut Nov. 10, 2012 vs. VAN...PLAYOFFS: Scored first career playoff goal in Game 1 of the Stanley Cup Final (May 30, 2012 at NJ).

2010-11: Third among EDM forwards with 2:39 short-handed TOI/gm...Second among EDM forwards in blocked shots (54)...Second career SHG March 26, 2011 vs. CGY...Played in his 200th NHL game Jan. 15, 2011 at LA...Tied career high with two goals Nov. 12, 2010 at NJ...Career high 17 penalty minutes Oct. 26, 2010 at CGY.

2009-10: Career highs in goals, assists, points and plus-minus (+6)...Goals in back-to-back games for first time in career April 9, 2010 at COL (two goals, tied a career high) and April 11, 2010 vs. DET...Career high two goals April 6, 2010 at DAL...Assists in back-to-back games March 25, 2010 at CBJ and March 31, 2010 at MIN...Tied career high with two assists Jan. 7, 2010 at BOS...Points (1-3=4) in career high three straight games (Dec. 29, 2009-Jan. 2, 2010)...Assists in back-to-back games for first time in career Dec. 31, 2009 vs. NJ and Jan. 2, 2010 at STL (two assists, tied career high)...Played in his 100th NHL game Oct. 30, 2009 vs. MTL...PLAYOFFS: Helped Blackhawks capture Stanley Cup vs. PHI.

2008-09: Career high in games played...Led CHI forwards in blocked shots (47)...Second among CHI forwards with 2:57 short-handed TOI/gm...First career SHG April 1, 2009 vs. STL...Career high three points (1-2=3) Dec. 16, 2008 at EDM...Career high two assists Dec. 7, 2008 vs. PHX.

2007-08: Spent majority of season with Rockford... Played five games with CHI (Nov. 30-Dec. 9, 2008)... Second on Rockford in penalty minutes and plus-minus (+16)...Tied club lead in games played...Helped IceHogs advance to the AHL's Western Conference Semifinals...Second on club in playoff penalty minutes.

2006-07: Third on Norfolk in penalty minutes...Made NHL debut with CHI Jan. 7, 2007 vs. PHX...Led Norfolk in playoff penalty minutes.

2005-06: Second on Norfolk in penalty minutes... Penalty (39 PIM) in 13 straight games (Oct. 21 to Nov. 20, 2005).

2004-05: Played final season of juniors with Red Deer (WHL)...214 points (74-140=214) and 640 penalty minutes in 269 games during four-year tenure at Red Deer...Made pro debut with Norfolk after Red Deer was eliminated from playoff contention.

LAST AMATEUR CLUB: Red Deer, WHL.

TRANSACTIONS: Selected by PHI in the third round (69th overall) in the 2003 NHL Entry Draft...Traded to CHI by PHI with Jim Vandermeer and a second-round selection in the 2004 NHL Entry Draft for Alex Zhamnov and a fourth-round selection in the 2004 NHL Entry Draft on Feb. 19, 2004...Traded to EDM by CHI for a sixth-round selection in the 2010 NHL Entry Draft on June 24, 2010.

INTERNATIONAL PLAY: Played for Team Canada at the following tournament: World Junior Championships (2005, 6 GP, 1-4=5, gold medal).

PERSONAL: Nickname: Fraz, Frazzle...Off-season home: Sylvan Lake, Alberta...Wife: Carli...Kids: Calder and Brielle...Favorite movie: Rudy...Favorite TV show: American Idol...Favorite band: Nickelback...Favorite NHL city, other than Los Angeles: Chicago...Favorite sport other than hockey: golf...Favorite pro athlete: Georges St-Pierre...Favorite hockey player growing up: Trevor Linden...Favorite road arena: Rogers Arena...Favorite food: turkey dinner...Favorite vacation spot: Sicamous, British Columbia...First job: landscaping...If not a hockey player he would be: teacher.

CAREER HIGHLIGHTS

FIRST NHL GAME: Jan. 7, 2007 vs. Phoenix (with Chicago)

FIRST NHL GOAL: Oct. 15, 2008 vs. Phoenix (with Chicago)

FIRST NHL ASSIST: Oct. 25, 2008 vs. Detroit (with Chicago)

MOST POINTS, GAME: 3, Dec. 16, 2008 at Edmonton

MOST GOALS, GAME: 2, 3x's (Last: Nov. 12, 2010 at New Jersey)

MOST ASSISTS, GAME: 2, 5x's (Last: Jan. 23, 2012 vs. Ottawa)

LONGEST POINT STREAK: 3, Dec. 29, 2009 to Jan. 2, 2010: 1-3=4

LONGEST GOAL STREAK: 2, April 9 to April 11, 2010: 3g

LONGEST ASSIST STREAK: 2, 2x's (Last: March 25 to March 31, 2010: 2a)

CAREER POWER-PLAY GOALS: None

CAREER SHORT-HANDED GOALS: 2, Last: March 26, 2011 vs. Calgary

CAREER GAME-WINNING GOALS: None

CAREER PENALTY SHOTS: None

CAREER OVERTIME GOALS: None

CAREER SHOOTOUT GOALS/ATTEMPTS: 0/1 (0.0 percent)

CAREER PLUS-MINUS: -2

FRASER -vs- NHL

	GP	G	A	PTS	PIM		GP	G	A	PTS	PIM
ANA	21	0	3	3	18	NSH	20	0	4	4	0
BOS	6	1	2	3	9	NJ	5	2	1	3	0
BUF	3	0	0	0	0	NYI	3	0	0	0	2
CGY	21	3	4	7	42	NYR	4	0	0	0	17
CAR	4	0	0	0	0	OTT	5	0	2	2	4
CHI	10	0	3	3	2	PHI	2	0	0	0	0
COL	17	2	3	5	29	PHX	20	3	2	5	23
CBJ	19	0	2	2	10	PIT	3	0	0	0	2
DAL	17	4	0	4	5	SJ	19	0	1	1	8
DET	21	1	1	2	6	STL	20	1	2	3	26
EDM	14	2	3	5	11	TB	4	0	0	0	2
FLA	6	0	1	1	7	TOR	5	0	0	0	0
LA	10	0	0	0	5	VAN	18	0	0	0	13
MIN	17	1	2	3	8	WSH	4	0	0	0	9
MTL	4	0	0	0	2	WPG	3	0	0	0	0

CAREER STATISTICS

Season	Team	Lge	REGULAR SEASON					PLAYOFFS				
			GP	G	A	PTS	PIM	GP	G	A	PTS	PIM
2004-05	Norfolk Admirals	AHL	3	0	0	0	20	6	1	0	1	2
2005-06	Norfolk Admirals	AHL	75	12	13	25	145	4	0	0	0	7
2006-07	Norfolk Admirals	AHL	67	12	24	36	158	6	1	0	1	21
2006-07	Chicago Blackhawks	NHL	1	0	0	0	2	—	—	—	—	—
2007-08	Rockford IceHogs	AHL	75	17	24	41	165	12	1	2	3	28
2007-08	Chicago Blackhawks	NHL	5	0	0	0	7	—	—	—	—	—
2008-09	Chicago Blackhawks	NHL	81	6	11	17	55	2	0	0	0	2
2009-10	Chicago Blackhawks	NHL	70	7	12	19	44	3	0	0	0	0
2010-11	Edmonton Oilers	NHL	67	3	2	5	60	—	—	—	—	—
2011-12	Los Angeles Kings	NHL	67	2	6	8	67	18	1	1	2	4
2012-13	Los Angeles Kings	NHL	34	2	5	7	25	16	0	2	2	10
NHL Totals			325	20	36	56	260	39	1	3	4	14
KINGS Totals			101	4	11	15	92	34	1	3	4	16





MATT GREENE

Position: Defense / **Shoots:** Right

Height: 6-3 / **Weight:** 234

Age: 30 (Turns 31 on May 13, 2014)

Birthplace: Grand Ledge, Mich.

(May 13, 1983)

2

ACQUIRED BY KINGS: From EDM with Jarret Stoll for Lubomir Visnovsky on June 29, 2008.

2012-13: Selected as the Kings Most Inspirational Player (Ace Bailey Memorial Award)...Activated from injured reserve April 18, 2013 (missed 42 games with mid-body injury)...Consecutive games played streak snapped at 132 when he missed Jan. 22, 2013 game at COL (streak started Dec. 26, 2010)...Placed on injured reserve Jan. 21, 2013...Assist Jan. 19, 2013 vs. CHI.

2011-12: Ranked third among NHL defensemen in hits (241)...Established career high in goals and points...Tied career high with two points and two assists March 30, 2012 at EDM...Tied career high with two points and two assists March 16, 2012 at ANA...Played 400th career game Nov. 22, 2011 at STL...PLAYOFFS: NHL rankings among defensemen were the following: tied for second in plus-minus (+9, tied for fifth overall), first in hits (77, fifth overall)...Became the second Kings defenseman to score a playoff SHG April 28, 2012 at STL (other was Rob Blake in 1993)...It was also his first career playoff goal.

2010-11: Kings Most Inspirational Player (Ace Bailey Memorial Award) and Kings Unsung Hero...Kings rankings were the following: third in blocked shots (105) and second in hits (243, second in the NHL among defensemen and ninth overall)...Scored first goal in 73 games Feb. 17, 2011 at NYR...Played in 200th game as a King Feb. 10, 2011 at PIT...PLAYOFFS: Second on club in hits (22), tied for second in penalty minutes.

2009-10: Kings Most Inspirational Player (Ace Bailey Memorial Award)...Ninth in NHL (third among defensemen) in hits (238)...Led Kings in blocked shots (126)...Played in 300th NHL game March 22, 2010 vs. COL...Played in 160 consecutive games from Jan. 20, 2008-Jan. 9, 2010 before being sidelined with a lower body injury...Played in 100th game as a King Nov. 9, 2009 at CHI.

2008-09: Led Kings (10th in NHL) in blocked shots (167)...Second on Kings in hits (206)...Two assists Feb. 18, 2009 at ANA...Played in 200th NHL game Feb. 3, 2009 at OTT...First career multi-point game Jan. 20, 2009 at MIN (both assists)...First goal as a King (first NHL goal since Dec. 14, 2006) Dec. 15, 2008 vs. SJ...Named an alternate captain Oct. 8, 2008.

2007-08: Plus or even rating in 34 of 46 games...Suffered a leg and ankle injury Oct. 30, 2007 and missed 34 games.

2006-07: Led EDM in penalty minutes, ranked second in hits (135) and blocked shots (143)...Played in 100th NHL game March 27, 2007 at NSH.

2005-06: Plus or even rating in 18 of 27 games with EDM...Selected to PlanetUSA's 2006 AHL All-Star Team, but did not play due to call-up to Edmonton...PLAYOFFS: Second on EDM in penalty minutes.

LAST AMATEUR CLUB: University of North Dakota, NCAA.

TRANSACTIONS: Selected by EDM in the second round (44th overall) in the 2002 NHL Entry Draft.

INTERNATIONAL PLAY: Played for Team USA at the following tournaments: World Championships (2010, 6 GP, 0-1=1, alternate captain), (2008, 7 GP, 0-0=0, 38 PIM second most in tournament), (2007, 7 GP, 0-2=2)...World Junior Championships (2003, 7 GP, 0-1=1, 34 PIM led club)...World U18 Championships (2001, 6 GP, 0-1=1)...Other (2002 Junior Select Team at the Viking Cup), (2000 Five Nations Tournament, silver medal).

PERSONAL: Nickname: Greener...Wife: Alyssa...Favorite movie...The Usual Suspects...Favorite TV show: Homeland...Favorite actor: Mickey Rourke...Favorite band: Bruce Springsteen...Favorite book: The Alchemist...Favorite sport other than hockey: wiffleball...Favorite pro athlete: Alan Trammell...Favorite hockey player growing up: Bob Rouse...Favorite road arena: Rexall Place...Favorite food: sushi...Favorite holiday: Halloween...First job: at a tire store...Helps the environment by: recycling...If not a hockey player he would be: fireman.

CAREER HIGHLIGHTS

FIRST NHL GAME: Dec. 30, 2005 vs. Nashville (with Edmonton)
FIRST NHL GOAL: Dec. 14, 2006 vs. Minnesota (with Edmonton)
FIRST NHL ASSIST: Jan. 25, 2006 at Anaheim (with Edmonton)
MOST POINTS, GAME: 2, 4x's (Last: March 30, 2012 at Edmonton)
MOST GOALS, GAME: 1, 11x's (Last: March 6, 2012 at Nashville)
MOST ASSISTS, GAME: 2, 4x's (Last: March 30, 2012 at Edmonton)
LONGEST POINT STREAK: 2, 4x's (Last: April 2 to April 4, 2011: 1-1=2)
LONGEST GOAL STREAK: 1, 11x's (Last: March 6, 2012: 1g)
LONGEST ASSIST STREAK: 1, 48x's (Last: Jan. 19, 2013: 1a)
CAREER POWER-PLAY GOALS: None
CAREER SHORT-HANDED GOALS: None
CAREER GAME-WINNING GOALS: 4, Last: Jan. 14, 2012 at Calgary
CAREER PENALTY SHOTS: None
CAREER OVERTIME GOALS: None
CAREER SHOOTOUT GOALS/ATTEMPTS: None
CAREER PLUS-MINUS: -20


GREENE -vs- NHL

	GP	G	A	PTS	PIM		GP	G	A	PTS	PIM
ANA	29	0	6	6	33	NSH	22	2	1	3	12
BOS	7	0	0	0	7	NJ	6	0	0	0	13
BUF	6	0	0	0	13	NYI	6	0	0	0	4
CGY	30	1	3	4	27	NYR	6	1	0	1	6
CAR	4	0	1	1	2	OTT	5	0	0	0	0
CHI	23	0	2	2	31	PHI	7	0	0	0	10
COL	30	0	4	4	48	PHX	32	0	7	7	29
CBJ	23	1	3	4	15	PIT	5	0	1	1	8
DAL	30	1	1	2	51	SJ	31	1	2	3	35
DET	24	0	5	5	24	STL	20	0	2	2	26
EDM	15	1	2	3	13	TB	6	0	1	1	9
FLA	7	0	1	1	4	TOR	6	0	2	2	4
LA	6	0	0	0	8	VAN	30	1	0	1	47
MIN	34	2	5	7	32	WSH	6	0	2	2	9
MTL	5	0	0	0	7	WPG	5	0	1	1	8

CAREER STATISTICS

Season	Team	Lge	REGULAR SEASON					PLAYOFFS				
			GP	G	A	Pts	PIM	GP	G	A	Pts	PIM
2005-06	Iowa Stars	AHL	26	2	5	7	47	—	—	—	—	—
2005-06	Edmonton Oilers	NHL	27	0	2	2	43	18	0	1	1	34
2006-07	Edmonton Oilers	NHL	78	1	9	10	109	—	—	—	—	—
2007-08	Edmonton Oilers	NHL	46	0	1	1	53	—	—	—	—	—
2007-08	Springfield Falcons	AHL	1	0	0	0	0	—	—	—	—	—
2008-09	Los Angeles Kings	NHL	82	2	12	14	111	—	—	—	—	—
2009-10	Los Angeles Kings	NHL	75	2	7	9	83	6	0	1	1	0
2010-11	Los Angeles Kings	NHL	71	2	9	11	70	6	0	0	0	14
2011-12	Los Angeles Kings	NHL	82	4	11	15	58	20	2	4	6	12
2012-13	Los Angeles Kings	NHL	5	0	1	1	8	9	0	2	2	6
NHL Totals			466	11	52	63	535	59	2	8	10	66
KINGS Totals			315	10	40	50	330	41	2	7	9	32





ANZE KOPITAR

11

Position: Center / **Shoots:** Left

Height: 6-3 / **Weight:** 224

Age: 26 (Turns 27 on Aug. 24, 2014)

Birthplace: Jesenice, Slovenia
(Aug. 24, 1987)

ACQUIRED BY KINGS: Selected by the Kings in the first round (11th overall) in the 2005 NHL Entry Draft.

2012-13: Recipient of Kings Leading Scorer Award for sixth straight season (only other King to lead team in scoring six straight years was Marcel Dionne (eight straight years from 1975-76 through 1982-83)... Selected as the Kings Best Defensive Player...Kings are 100-37-13 all-time when he scores a goal (8-1-0 in 2012-13)...Earned 300th career assist April 18, 2013 vs. CBJ...Points/Assists (1-5=6) in five straight games (March 12-19, 2013)...Played in his 500th career game March 14, 2013 at SJ...Points/Assists (2-7=9) in five straight games (Feb. 20-March 2, 2013)...Played with Mora IK (Sweden, 10-24=34 in 30 GP) during the lock-out.

2011-12: Recipient of Kings Leading Scorer Award for fifth straight season...Scored 25+ goals for the fifth straight season and 20+ goals for the sixth straight season (first six years in league)...Last King to accomplish both milestones was Luc Robitaille (1986-87 through 1993-94)...Ranked eighth in NHL in assists (career high) and ninth in takeaways (76)...Led Kings in goals, assists and points...Goals (4g) in four straight games (March 13-20, 2012) - tied career high...Earned 400th career point Jan. 15, 2012 at EDM...Played 400th career game Oct. 22, 2011 vs. DAL...PLAYOFFS: NHL rankings were the following: tied for first in goals, assists, points, plus-minus (+16, tied club record) and SHG (two)...Scored OT game-winner in Game 1 of the Stanley Cup Final (May 30, 2012 at NJ).

2010-11: Kings MVP (Bill Libby Memorial Award), Best Defensive Player, Most Popular Player and recipient of Kings Leading Scorer Award...Played in club record 330 consecutive games (March 21, 2007 to March 26, 2011) before suffering lower body injury...At the time of injury his NHL rankings were the following: tied for seventh in assists (career high), 10th in points, tied for 13th in plus-minus (+25, career high) and tied for seventh in TOI among forwards (21:35)... Second career hat trick March 11, 2011 at CBJ...Two goals for Team Lidstrom at 2011 NHL All-Star Game Jan. 30, 2011 in Raleigh, N.C. (second appearance)...Earned 200th NHL assist Jan. 6, 2011 vs. NSH...Scored GWG three straight games (Dec. 2-9, 2010)...Assists (7a) in career-high six straight games (Nov. 6-19, 2010)...Earned 300th NHL point Nov. 13, 2010 vs. NYI.

2009-10: Led Kings in goals, assists, points, PPG (14, tied for third in NHL), PPP (38, third in NHL), PPA (24, tied for seventh in NHL), shootout goals (eight, tied for

first in NHL) and shots (259)...Kings MVP (Bill Libby Memorial Award) and recipient of Kings Leading Scorer Award...Points in 16 of 17 games (Jan. 21 to March 10, 2010)...Eight-game point streaks (7-8=15) Jan. 21-Feb. 4, 2010 and (5-4=9) Feb. 8-March 10, 2010 (streaks tied career high)...Played in 300th NHL game March 6, 2010 vs. MTL...Tied career high with four points (2-2=4) Feb. 4, 2010 vs. ANA...Earned 100th NHL goal Jan. 28, 2010 at CBJ...NHL No. 1 Star of the Week Oct. 26, 2010 (6-3=9)...First career hat trick Oct. 22, 2010 vs. Dallas...PLAYOFFS: Scored OT game-winner April 17, 2010 at VAN.

2008-09: Recipient of Kings Leading Scorer Award...Earned 200th NHL point March 28, 2009 at NSH...Career-high four-game goal (4-3=7) streak (March 1-7, 2009)...Tied career-high with four points (2-2=4) Feb. 16, 2009 vs. ATL...Played in 200th NHL game Jan. 21, 2009 at COL...Earned 100th NHL assist Dec. 6, 2008 vs. CBJ...Named an alternate captain Oct. 8, 2008.

2007-08: Kings MVP (Bill Libby Memorial Award) and recipient of Kings Leading Scorer Award...Second youngest King to win award (20 years, 7 months, 12 days)...Jimmy Carson was the youngest (19 years, 8 months, 14 days)...Led Kings in points, assists and takeaways (52), while tying for the club lead in PPG (12)...Named to 2008 NHL All-Star Team...Earned 100th NHL point Jan. 3, 2008 vs. CBJ...Eight-game point (6-6=12) streak (Nov. 28-Dec. 12, 2007)...Four assists and played in 100th NHL game Dec. 6, 2007 vs. BUF.

2006-07: Kings Best Newcomer and Most Popular Player...First-ever native of Slovenia to play in the NHL...Third among NHL rookies in assists, points and PPP (29), second in PPA (22) and tied for fifth in PPG (seven)...Participated at YoungStars game as part of the 2007 NHL All-Star Game festivities...First Kings rookie since Luc Robitaille (84 points, 1986-87) to reach 60 points in his inaugural campaign...Two goals in NHL debut Oct. 6, 2006 at ANA.

INTERNATIONAL PLAY: Played for Team Slovenia at the following tournaments: World Championships (2008, 5 GP, 3-1=4), (2007 Division I, 5 GP, 1-13=14, +9), (2006, 6 GP, 3-6=9), (2005, 6 GP, 1-0=1)...World Junior Championships (2006 Division I, 5 GP, 5-1=6), (2005 Division I, 5 GP 10-3=13, +8), (2004 Division I, 5 GP, 1-1=2)...World U18 Championships (2005 Division I, 5 GP, 6-5=11), (2004 Division I, 5 GP, 6-2=8), (2003 Division I, 5GP, 2-1=3).

CAREER HIGHLIGHTS

FIRST NHL GAME: Oct. 6, 2006 at Anaheim
FIRST NHL GOAL: Oct. 6, 2006 at Anaheim
FIRST NHL ASSIST: Oct. 7, 2006 vs. St. Louis
MOST POINTS, GAME: 4, 3x's (Last: Feb. 4, 2010 vs. Atlanta)
MOST GOALS, GAME: 3, 2x's (Last: March 11, 2011 at Columbus)
MOST ASSISTS, GAME: 4, Dec. 6, 2007 vs. Buffalo
LONGEST POINT STREAK: 8, 3x's (Last: Feb 8 to March 10, 2010: 5-4=9)
LONGEST GOAL STREAK: 4, 2x's (Last: March 13 to March 20, 2012: 4g)
LONGEST ASSIST STREAK: 6, Nov. 6 to Nov. 19, 2010: 7a
CAREER POWER-PLAY GOALS: 54, Last: March 20, 2012 vs. San Jose
CAREER SHORT-HANDED GOALS: 9, Last: March 13, 2012 vs. Detroit
CAREER GAME-WINNING GOALS: 18, Last: Feb 27, 2013 vs. Detroit
CAREER PENALTY SHOTS: 0/1, Nov. 19, 2011 vs. Detroit (vs. Howard) - Missed
CAREER OVERTIME GOALS: 2, Last: Dec. 4, 2010 vs. Detroit
CAREER SHOOTOUT GOALS/ATTEMPTS: 24/63 (38.1 percent)
CAREER PLUS-MINUS: +13

KOPITAR -vs- NHL

	GP	G	A	PTS	PIM		GP	G	A	PTS	PIM
ANA	40	15	28	43	14	NSH	26	7	11	18	8
BOS	8	4	2	6	0	NJ	8	1	3	4	0
BUF	5	2	6	8	0	NYI	8	4	3	7	4
CGY	27	10	11	21	10	NYR	7	3	5	8	2
CAR	5	3	3	6	0	OTT	5	1	2	3	2
CHI	24	7	9	16	14	PHI	8	1	4	5	0
COL	27	11	16	27	2	PHX	44	13	31	44	22
CBJ	25	13	14	27	4	PIT	6	3	2	5	0
DAL	43	12	27	39	6	SJ	43	12	26	38	18
DET	26	9	14	23	8	STL	27	10	22	32	6
EDM	25	7	15	22	10	TB	5	1	3	4	0
FLA	6	1	5	6	0	TOR	5	0	3	3	2
LA	--	--	--	--	--	VAN	26	5	15	20	6
MIN	27	8	16	24	8	WSH	6	6	3	9	2
MTL	5	2	1	3	2	WPG	5	2	3	5	0

CAREER STATISTICS

Season	Team	Lge	REGULAR SEASON					PLAYOFFS				
			GP	G	A	Pts	PIM	GP	G	A	Pts	PIM
2006-07	Los Angeles Kings	NHL	72	20	41	61	24	—	—	—	—	—
2007-08	Los Angeles Kings	NHL	82	32	45	77	22	—	—	—	—	—
2008-09	Los Angeles Kings	NHL	82	27	39	66	32	—	—	—	—	—
2009-10	Los Angeles Kings	NHL	82	34	47	81	16	6	2	3	5	2
2010-11	Los Angeles Kings	NHL	75	25	48	73	20	—	—	—	—	—
2011-12	Los Angeles Kings	NHL	82	25	51	76	20	20	8	12	20	9
2012-13	Los Angeles Kings	NHL	47	10	32	42	16	18	3	6	9	12

NHL/KINGS Totals 522 173 303 476 150 44 13 21 34 23

PERSONAL: Nickname: Kopi...Wife: Ines...Favorite movie: Happy Gilmore...Favorite TV show: Two and a Half Men...Favorite band: Siddhartha...Favorite NHL city, other than Los Angeles: Chicago...Favorite sport other than hockey: golf, basketball, tennis...Favorite pro athlete: Roger Federer...Favorite hockey player

growing up: Sergei Fedorov...Favorite road arena: Rexall Place...Favorite website, other than LAKings.com: anzeleleven.com...Favorite vacation spot: Croatia...Helps the environment by: recycling...If not a hockey player he would be: architect.



THE PLAYERS



LOS ANGELES KINGS

1.888.KINGS.LA | LAKINGS.COM

PRIDE=PASSION=POWER

45



TREVOR LEWIS

Position: Center / **Shoots:** Right

Height: 6-1 / **Weight:** 198

Age: 26 (Turns 27 on Jan. 8, 2014)

Birthplace: Salt Lake City, Utah
(Jan. 8, 1987)

22

ACQUIRED BY KINGS: Selected by the Kings in the first round (17th overall) in the 2006 NHL Entry Draft.

2012-13: Selected as the Kings Unsung Hero (second straight year)...Has played in 100 consecutive regular season games (since Dec. 15, 2011)...Played in his 200th career game April 21, 2013 vs. DAL...Tied career high with two assists March 16, 2013 vs. SJ...Tied career high with points (2-1=3) in three straight games (March 5-9, 2013)...Points (2-2=4) in career high three straight games (Feb. 19-23, 2013)...Scored first career SHG Feb. 23, 2013 vs. COL...Tied career high with two assists Feb. 19, 2013 at EDM...Played with Utah (ECHL, 3-6=9 in 6 GP) during lockout...PLAYOFFS: Third on team in hits (57)...Scored GWG in Game 2 of the Western Conference Semifinals (May 16, 2013 vs. SJ).

2011-12: Selected as the Kings Unsung Hero (along with Rob Scuderi)...Two assists March 17, 2012 vs. NSH...Two points (1-1=2) March 6, 2012 at NSH...Scored on first career penalty shot Jan. 23, 2012 vs. OTT...Played 100th career game Nov. 16, 2011 vs. ANA...PLAYOFFS: Assists (4a) in three straight games (May 13-17, 2012)...Scored two goals in Stanley Cup Final clinching Game 6 (June 11, 2012 vs. NJ).

2010-11: Tied for 10th among NHL rookies in hits (102)...Two points in back-to-back games (1-1=2) March 26, 2011 vs. COL and two assists March 29, 2011 at EDM...Two points and GWG (1-1=2) Dec. 18, 2010 at NSH...First two points of season (both assists) Nov. 20, 2010 at BOS (first career multi-point game and first NHL point since Dec. 27, 2008)...PLAYOFFS: Tied for second on club in assists.

2009-10: Began season with Kings before being assigned to Manchester on Oct. 30, 2009...Suffered an upper body injury Nov. 11, 2009 and missed 47 games...Helped Monarchs advance to the AHL's Eastern Conference Finals...Two multi-goal games (April 20, 2010 in Game 4 vs. Portland and April 30, 2010 in Game 3 vs. Worcester)...Led Manchester in playoffs in shots (52).

2008-09: Second on Manchester in goals, assists, points and PPG (seven)...Led Manchester (tied for second in AHL) in SHG (four)...Recorded first career NHL assist Dec. 23, 2008 at CBJ (third NHL game)...Recorded first career NHL goal Dec. 20, 2008 at DET (second NHL game)...Made NHL debut Dec. 19, 2008 at BUF.

2007-08: Recorded hat trick and four points (3-1=4) Dec. 8, 2007 vs. Chicago Wolves...Four multi-point games with Manchester during regular season...At least one shot in 67 of 76 regular season games.

2006-07: Fifth among OHL rookies (third overall on Owen Sound) in points...Fourth among OHL rookies (third overall on Owen Sound) in goals...Seventh among OHL rookies (third overall on Owen Sound) in assists...Second on Owen Sound in SHG (two)...Recorded two assists at 2007 OHL All-Star Classic...Made professional debut in AHL with Manchester April 4, 2007.

2005-06: Second in USHL in goals and assists, led USHL in shots (236)...Second in USHL in PPG (13), SHG (six) and GWG (seven)...Fourth in USHL in plus-minus (+25)...Played for Team East at USHL Prospects All-Star Game...USHL Player of the Year, USHL Forward of the Year and selected as USHL First-Team All-Star...Recipient of Curt Hammer Award, given to USHL player who best combines character on and off the ice as well as skill.

2004-05: Youngest player on Des Moines (USHL).

LAST AMATEUR CLUB: Owen Sound, OHL.

INTERNATIONAL PLAY: Played for Team USA at the following tournaments: World Junior Championships (2007, 7 GP, 1-1=2, bronze medal)...Other (2006 Viking Cup, 6 GP, 3-5=8, bronze medal).

PERSONAL: Nickname: Lewie...Favorite movie: Slap Shot...Favorite TV show: Entourage...Favorite actress: Eva Mendes...Favorite band: Eric Church...Favorite NHL city, other than Los Angeles: New York City...Favorite magazine: Maxim...Favorite sport other than hockey: golf...Favorite pro athlete: Roger Federer...Favorite hockey player growing up: Steve Yzerman...Favorite road arena: Pepsi Center...Favorite food: pizza...Favorite vacation spot: Cayman Islands...Superstitions: putting equipment on right before left...First job: landscaping...Wears jersey number because: his dad wore it...Helps the environment by: recycling...If not a hockey player he would be: working in construction.

CAREER HIGHLIGHTS

FIRST NHL GAME: Dec. 19, 2008 at Buffalo
FIRST NHL GOAL: Dec. 20, 2008 at Detroit
FIRST NHL ASSIST: Dec. 23, 2008 at Columbus
MOST POINTS, GAME: 2, 8x's (Last: March 16, 2013 vs. San Jose)
MOST GOALS, GAME: 1, 12x's (Last: March 28, 2013 at St. Louis)
MOST ASSISTS, GAME: 2, 5x's (Last: March 16, 2013 vs. San Jose)
LONGEST POINT STREAK: 3, 2x's (Last: March 5 to March 9, 2013: 2-1=3)
LONGEST GOAL STREAK: 2, March 7 to March 9, 2013: 2g
LONGEST ASSIST STREAK: 2, March 26 to March 29, 2011: 3a
CAREER POWER-PLAY GOALS: None
CAREER SHORT-HANDED GOALS: 1, Feb. 23, 2013 vs. Colorado
CAREER GAME-WINNING GOALS: 5, Last: March 9, 2013 vs. Calgary
CAREER PENALTY SHOTS: 1/1, Jan. 23, 2012 vs. Ottawa (vs. Anderson) – Scored
CAREER OVERTIME GOALS: None
CAREER SHOOTOUT GOALS/ATTEMPTS: 0/1 (0.0 percent)
CAREER PLUS-MINUS: -12


LEWIS –vs– NHL

	GP	G	A	PTS	PIM		GP	G	A	PTS	PIM
ANA	15	0	2	2	2	NSH	10	2	4	6	4
BOS	3	0	2	2	5	NJ	2	0	0	0	0
BUF	3	0	0	0	0	NYI	3	0	0	0	0
CGY	10	2	0	2	2	NYR	2	0	0	0	0
CAR	2	0	0	0	2	OTT	2	1	0	1	0
CHI	10	0	1	1	2	PHI	3	0	0	0	2
COL	10	2	4	2	2	PHX	19	0	1	1	2
CBJ	14	0	1	1	2	PIT	1	0	0	0	0
DAL	15	2	2	4	2	SJ	16	1	2	3	0
DET	13	1	2	3	0	STL	10	1	1	2	9
EDM	11	0	4	4	8	TB	2	0	0	0	0
FLA	2	0	0	0	0	TOR	2	0	0	0	2
LA	–	–	–	–	–	VAN	9	0	0	0	5
MIN	10	0	1	1	0	WSH	2	0	0	0	0
MTL	1	0	0	0	0	WPG	1	0	0	0	0

CAREER STATISTICS

Season	Team	Lge	REGULAR SEASON					PLAYOFFS				
			GP	G	A	Pts	PIM	GP	G	A	Pts	PIM
2006-07	Manchester Monarchs	AHL	8	4	2	6	2	2	0	0	0	0
2007-08	Manchester Monarchs	AHL	76	12	16	28	43	4	0	0	0	2
2008-09	Manchester Monarchs	AHL	75	20	31	51	30	–	–	–	–	–
2008-09	Los Angeles Kings	NHL	6	1	2	3	0	–	–	–	–	–
2009-10	Manchester Monarchs	AHL	23	5	2	7	6	16	5	4	9	10
2009-10	Los Angeles Kings	NHL	5	0	0	0	0	–	–	–	–	–
2010-11	Los Angeles Kings	NHL	72	3	10	13	6	6	1	3	4	2
2011-12	Los Angeles Kings	NHL	72	3	4	7	26	20	3	6	9	2
2012-13	Utah Grizzlies	ECHL	6	3	6	9	4	–	–	–	–	–
2012-13	Los Angeles Kings	NHL	48	5	9	14	19	18	1	2	3	2
NHL/KINGS Totals			203	12	25	37	51	44	5	11	16	6





ALEC MARTINEZ

27

Position: Defense / **Shoots:** Left
Height: 6-1 / **Weight:** 209
Age: 26 (Turns 27 on July 26, 2014)
Birthplace: Rochester Hills, Mich.
 (July 26, 1987)

ACQUIRED BY KINGS: Selected by the Kings in the fourth round (95th overall) in the 2007 NHL Entry Draft.

2012-13: Assist March 19, 2013 vs. PHX...Assist March 16, 2013 vs. SJ...Assist March 7, 2013 vs. DAL...Goal Feb. 10, 2013 at DET...Assist Jan. 22, 2013 at COL...Played with HC TPS (Finland, 1-1=2 in 11 GP) and Allen (CHL, 1-1=2 in 3 GP) during lockout.

2011-12: Two points (1-1=2) April 5, 2012 vs. SJ...Goal March 30, 2012 at EDM...Goal March 20, 2012 vs. SJ...Goal March 16, 2012 at ANA...Played 100th career game March 8, 2012 at CBJ...Four assists in six-game span (Feb. 21-March 3, 2012)...Goal Nov. 12, 2011 vs. MIN...Goal Nov. 8, 2011 vs. NSH...PLAYOFFS: Scored first career playoff goal in Game 3 of the Stanley Cup Final (June 4, 2012 vs. NJ)...Tied for 10th among NHL defensemen in plus-minus (+5).

2010-11: NHL rankings among rookie defensemen were the following: tied for sixth in goals, 10th in assists, eighth in points, fifth in plus-minus (+11, which was eighth overall among rookies), eighth in shots (74) and ninth in hits (69)...Two assists March 24, 2011 vs. SJ...Assists in back-to-back games (Feb. 16, 2011 at CBJ and Feb. 17, 2011 at NYR)...Points (0-3=3) in three straight games Jan. 8-13, 2011...First career multi-point game (1-1=2) Dec. 4, 2010 vs. DET...First career goal (and point) Nov. 24, 2010 at MTL (fifth NHL game)...Recalled from Manchester Nov. 23, 2010...Began season as an alternate captain for Manchester.

2009-10: Made NHL debut Oct. 3, 2010 vs. PHX...Recalled from Manchester three times during season...Led Manchester defensemen in points and assists...Led Manchester overall in plus-minus (+12)...Helped Monarchs advance to the AHL's Eastern Conference Finals.

2008-09: Tied Manchester rookies lead in games played...Tied for first among Manchester defensemen in goals, assists, points and PPG (three)...Tied for 14th among AHL rookie defensemen in points...Made professional debut with Manchester Oct. 11, 2008 at Portland.

2007-08: Collegiate career-high 32 points (9-23=32) and 42 penalty minutes in 42 games during junior season at Miami University (Ohio)...Led CCHA defensemen in goals and points, fourth in assists...CCHA First-Team All-Star and Second Team All-America selection...Earned CCHA All-Tournament honors and named CCHA Best Defensive Defenseman, as Miami placed first in conference in team defense and second in penalty killing.

2006-07: 24 points (9-15=24) and 40 penalty minutes in 42 games at Miami of Ohio...One of two team defensemen to play all 42 games...Led club defensemen in goals and points.

2005-06: 11 points (3-8=11) and 31 penalty minutes in 39 games at Miami of Ohio...All three goals came in CCHA Quarterfinals against Western Michigan...Second among club freshmen in points.

2004-05: 21 points (10-11=21), 30 penalty minutes and plus-16 in 58 regular season games with Cedar Rapids (USHL).

LAST AMATEUR CLUB: Miami of Ohio (NCAA).

PERSONAL: Nickname: Marty...Off-season home: Dallas, Texas...Pet: Hank (Dog)...Favorite Movie: Forrest Gump...Favorite TV show: Homeland...Favorite band: Eric Church...Favorite book: Unbroken...Favorite sport other than hockey: golf...Favorite hockey moment: winning the Stanley Cup...Favorite pro athlete: Keaton Ellerby...Favorite vacation spot: Lake Tahoe...First job: skating instructor...Charities: supports Children's Hospital Michigan...Helps the environment by: recycling.

CAREER HIGHLIGHTS

FIRST NHL GAME: Oct. 3, 2009 vs. Phoenix
FIRST NHL GOAL: Nov. 24, 2010 at Montreal
FIRST NHL ASSIST: Dec. 4, 2010 vs. Detroit
MOST POINTS, GAME: 2, 3x's (Last: April 5, 2012 vs. San Jose)
MOST GOALS, GAME: 1, 12x's (Last: Feb. 10, 2013 at Detroit)
MOST ASSISTS, GAME: 2, March 24, 2011 vs. San Jose
LONGEST POINT STREAK: 3, Jan. 8 to Jan. 13, 2011: 0-3=3
LONGEST GOAL STREAK: 1, 12x's (Last: Feb. 10, 2013: 1g)
LONGEST ASSIST STREAK: 3, Jan. 8 to Jan. 13, 2011: 3a
CAREER POWER-PLAY GOALS: 4, Last: April 5, 2012 vs. San Jose
CAREER SHORT-HANDED GOALS: None
CAREER GAME-WINNING GOALS: None
CAREER PENALTY SHOTS: None
CAREER OVERTIME GOALS: None
CAREER SHOOTOUT GOALS/ATTEMPTS: None
CAREER PLUS-MINUS: +6




MARTINEZ -vs- NHL

	GP	G	A	PTS	PIM		GP	G	A	PTS	PIM
ANA	8	1	1	2	0	NSH	10	2	0	2	2
BOS	2	0	0	0	0	NJ	2	0	0	0	0
BUF	1	0	0	0	0	NYI	2	0	0	0	2
CGY	7	0	0	0	2	NYR	2	0	1	1	0
CAR	1	0	0	0	0	OTT	0	0	0	0	0
CHI	7	0	2	2	0	PHI	2	0	0	0	0
COL	7	1	1	2	2	PHX	14	1	2	3	4
CBJ	7	0	2	2	4	PIT	2	0	0	0	0
DAL	10	0	1	1	4	SJ	12	2	6	8	4
DET	9	2	2	4	8	STL	9	0	1	1	0
EDM	8	1	0	1	2	TB	1	0	0	0	0
FLA	2	0	0	0	0	TOR	1	0	1	1	0
LA	-	-	-	-	-	VAN	6	0	0	0	0
MIN	7	1	1	2	4	WSH	2	0	0	0	0
MTL	1	1	0	1	0	WPG	0	0	0	0	0

CAREER STATISTICS

Season	Team	Lge	REGULAR SEASON					PLAYOFFS				
			GP	G	A	Pts	PIM	GP	G	A	Pts	PIM
2008-09	Manchester Monarchs	AHL	72	8	15	23	42	—	—	—	—	—
2009-10	Manchester Monarchs	AHL	55	7	23	30	26	16	0	3	3	10
2009-10	Los Angeles Kings	NHL	4	0	0	0	2	—	—	—	—	—
2010-11	Manchester Monarchs	AHL	20	5	11	16	14	—	—	—	—	—
2010-11	Los Angeles Kings	NHL	60	5	11	16	18	6	0	1	1	2
2011-12	Los Angeles Kings	NHL	51	6	6	12	8	20	1	2	3	8
2012-13	Allen Americans	CHL	3	1	1	2	0	—	—	—	—	—
2012-13	Los Angeles Kings	NHL	27	1	4	5	10	7	0	2	2	8
NHL/KINGS Totals			142	12	21	33	38	33	1	5	6	18



WILLIE MITCHELL

33

Position: Defense / **Shoots:** Left

Height: 6-3 / **Weight:** 210

Age: 36 (Turns 37 on April 23, 2014)

Birthplace: Port McNeill, British Columbia
(April 23, 1977)

ACQUIRED BY KINGS: Signed by the Kings as an unrestricted free agent on Aug. 25, 2010.

2012-13: Did not play due to a lower body injury...Kings are 74-39-20 all-time in the regular season when he's in the lineup.

2011-12: Selected as Kings Outstanding Defenseman...Kings were 39-22-15 when he was in lineup...Ranked fifth in NHL in SH TOI/gm (3:35)...Established career high in points (tied career high in goals)...Led Kings in plus-minus (+20) and blocked shots (139)...Accumulated positive plus-minus for ninth straight season (+117 in that span)...Career high three assists (tied career high in points) April 5, 2012 vs. SJ...Played 700th career game Feb. 27, 2012 at NSH...PLAYOFFS: Tied for sixth among NHL defensemen in plus-minus (+7).

2010-11: Kings Best Newcomer (Mark Bavis Memorial Award) and Kings nominee for Masterton Memorial Trophy...Set career high in goals...Kings were 35-17-5 when he was in lineup...Scored goals in back-to-back games (March 24, 2011 vs. SJ and March 26, 2011 vs. COL) for first time in career...Played in his 600th NHL game Dec. 13, 2010 at DET...Second career SHG Oct. 28, 2010 at DAL...PLAYOFFS: Second on club in blocked shots (15) and TOI/gm (24:17).

2009-10: Led NHL with 4:04 short-handed TOI/gm...Missed final 34 regular season games (plus all of play-offs) with an upper body injury...Played in 155 consecutive games before injury (Feb. 14, 2008-Jan. 16, 2010)...Earned 100th NHL assist Jan. 5, 2010 vs. CBJ.

2008-09: Selected as VAN's Best Defenseman for second consecutive year...Career highs in assists, games played and plus-minus (+29)...First time in career he's played all 82 regular season games...First on VAN in plus-minus (tied for ninth in NHL overall, fourth among defensemen)...Sixth in NHL in SH TOI/gm (4:15)...Earned 100th NHL point Jan. 18, 2009 vs. CBJ...Played in 500th NHL game Jan. 10, 2009 vs. SJ...Career high three points and two goals (2-1-3) Jan. 9, 2009 vs. STL...Named an alternate captain to begin season.

2007-08: Selected as VAN's Best Defenseman...Seventh in NHL in SH TOI/gm (4:24)...Led club in blocked shots (109)...Played in 400th NHL game Nov. 9, 2007 vs. COL.

2006-07: Third in NHL in SH TOI/gm (4:47)...Led VAN in blocked shots (121).

2005-06: MIN's team captain in December 2005...Traded to DAL March 9, 2006...Career high 113 penalty minutes (combined with both clubs)...Led MIN in plus-minus and SH TOI/gm (4:36)...Played in 300th

NHL game Feb. 10, 2006 at EDM...Tied career high with plus-4 Oct. 19, 2005 vs. SJ.

2003-04: Led MIN in SH TOI/gm (2:48)...Tied club lead in plus-minus (+12)...Tied career high with plus-4 Jan. 21, 2004 vs. CHI...Played in 200th NHL game Jan. 2, 2004 vs. EDM.

2002-03: Second on MIN in SH TOI/gm (2:57)...Third on club in plus-minus (+13)...PLAYOFFS: Tied for club lead in plus-minus (+5).

2001-02: Played in 100th NHL game April 8, 2002 vs. SJ.

2000-01: Traded to MIN from NJ March 4, 2001...Points and assists (0-5=5) in career high four straight games (April 2 to April 8, 2001)...Career high plus-4 Oct. 6, 2000 vs. MTL.

1999-00: Spent majority of season with Albany...Made NHL debut March 25, 2000 at TOR.

TRANSACTIONS: Selected by NJ in the eighth round (199th overall) in the 1996 NHL Entry Draft...Traded to MIN by NJ for Sean O'Donnell on March 4, 2001...Traded to DAL by MIN with a second-round selection in the 2007 NHL Entry Draft for Martin Skoula and Shawn Belle on March 9, 2006...Signed as a free agent by VAN on July 1, 2006.

LAST AMATEUR CLUB: Clarkson University, NCAA.

INTERNATIONAL PLAY: Played for Team Canada at the following tournament: World Championships (2004, 9 GP, 0-0=0, gold medal).

PERSONAL: Nickname: Pickle, Mitchy...Off-season home: Vancouver...Wife: Megan...Pets: dog (Beaglier-Pinot)...Favorite movie: Planet Earth...Favorite TV show: Bloomberg TV...Favorite band: Coldplay...Favorite NHL city, other than Los Angeles: New York City, Vancouver...Favorite sport other than hockey: fishing...Favorite pro athlete: "GFC" (UFC)...Favorite hockey player growing up: Cam Neely, Jeremy Roenick...Favorite road arena: Xcel Energy Center, Madison Square Garden...Favorite food: wild salmon...Favorite vacation spot: Tofino, Kauai...First job: pressure washer...Charities: supports Fishing for Kids, Save Our Salmon, David Suzuki Foundation, Canucks Autism Network and the Willie Mitchell Classic...Helps the environment by: walking, driving a pure electric car and eating local products...If not a hockey player he would be: spending more time snowboarding, surfing, traveling, protecting the oceans, maybe have his own TV show...Miscellaneous: he's a Foodie.

CAREER HIGHLIGHTS

FIRST NHL GAME: March 25, 2000 at Toronto (with New Jersey)

FIRST NHL GOAL: March 25, 2001 vs. Vancouver (with Minnesota)

FIRST NHL ASSIST: Oct. 6, 2000 vs. Montreal (with New Jersey)

MOST POINTS, GAME: 3, 2x's (Last: April 5, 2012 vs. San Jose)

MOST GOALS, GAME: 2, Jan. 9, 2009 vs. St. Louis

MOST ASSISTS, GAME: 3, April 5, 2012 vs. San Jose

LONGEST POINT STREAK: 4, April 2 to April 8, 2001: 0-5-5

LONGEST GOAL STREAK: 2, March 24 to March 26, 2011: 2g

LONGEST ASSIST STREAK: 4, April 2 to April 8, 2001: 5a

CAREER POWER-PLAY GOALS: None

CAREER SHORT-HANDED GOALS: 2, Last: Oct. 28, 2010 at Dallas

CAREER GAME-WINNING GOALS: 8, Last: March 28, 2012 at Calgary

CAREER PENALTY SHOTS: None

CAREER OVERTIME GOALS: None

CAREER SHOOTOUT GOALS/ATTEMPTS: None

CAREER PLUS-MINUS: +106

MITCHELL -vs- NHL

	GP	G	A	PTS	PIM		GP	G	A	PTS	PIM
ANA	40	1	4	5	41	NSH	33	0	5	5	18
BOS	10	0	0	0	6	NJ	11	1	1	2	8
BUF	8	0	3	3	6	NYI	9	1	1	2	4
CGY	47	2	10	12	57	NYR	12	0	3	3	10
CAR	10	0	1	1	6	OTT	11	1	0	1	4
CHI	32	2	2	4	25	PHI	12	1	2	3	13
COL	53	2	17	19	37	PHX	43	1	5	6	59
CBJ	36	1	8	9	28	PIT	12	1	3	4	25
DAL	35	3	4	7	15	SJ	39	2	11	13	27
DET	36	1	10	11	26	STL	36	3	6	9	53
EDM	51	1	7	8	72	TB	8	1	1	2	14
FLA	8	0	0	0	2	TOR	9	1	1	2	6
LA	29	1	5	6	20	VAN	30	1	3	4	59
MIN	31	1	6	7	16	WSH	8	0	2	2	13
MTL	9	0	1	1	12	WPG	11	0	2	2	4


CAREER STATISTICS

Season	Team	Lge	REGULAR SEASON					PLAYOFFS				
			GP	G	A	Pts	PIM	GP	G	A	Pts	PIM
1998-99	Albany River Rats	AHL	6	1	3	4	29	—	—	—	—	—
1999-00	Albany River Rats	AHL	63	5	14	19	71	5	1	2	3	4
1999-00	New Jersey Devils	NHL	2	0	0	0	0	—	—	—	—	—
2000-01	Albany River Rats	AHL	41	3	13	16	94	—	—	—	—	—
2000-01	New Jersey Devils	NHL	16	0	2	2	29	—	—	—	—	—
2000-01	Minnesota Wild	NHL	17	1	7	8	11	—	—	—	—	—
2001-02	Minnesota Wild	NHL	68	3	10	13	68	—	—	—	—	—
2002-03	Minnesota Wild	NHL	69	2	12	14	84	18	1	3	4	14
2003-04	Minnesota Wild	NHL	70	1	13	14	83	—	—	—	—	—
2005-06	Minnesota Wild	NHL	64	2	6	8	87	—	—	—	—	—
2005-06	Dallas Stars	NHL	16	0	2	2	26	5	0	0	0	2
2006-07	Vancouver Canucks	NHL	62	1	10	11	45	12	0	1	1	12
2007-08	Vancouver Canucks	NHL	72	2	10	12	81	—	—	—	—	—
2008-09	Vancouver Canucks	NHL	82	3	20	23	59	10	0	2	2	22
2009-10	Vancouver Canucks	NHL	48	4	8	12	48	—	—	—	—	—
2010-11	Los Angeles Kings	NHL	57	5	5	10	21	6	1	1	2	4
2011-12	Los Angeles Kings	NHL	76	5	19	24	44	20	1	2	3	16
2012-13	Los Angeles Kings	NHL	0	0	0	0	0	0	0	0	0	0
NHL Totals			719	29	124	153	686	71	3	9	12	70
KINGS Totals			133	10	24	34	65	26	2	3	5	20



THE PLAYERS





JONATHAN QUICK

32

Position: Goal / **Catches:** Left

Height: 6-1 / **Weight:** 220

Age: 27 (Turns 28 on Jan. 21, 2014)

Birthplace: Milford, Conn.

(Jan. 21, 1986)

ACQUIRED BY KINGS: Selected by the Kings in the third round (72nd overall) in the 2005 NHL Entry Draft.

FRANCHISE RECORDS SET BY QUICK

ALL-TIME RECORDS: GAA (.232)...Save Percentage (.915)...Win Streak (nine, Jan. 21-Feb. 6, 2010)...Shutout Streak (three, Oct. 18-22, 2011)...Scoreless Streak (202:11 third period Oct. 15, 2011 through first period Oct. 27, 2011).

SINGLE-SEASON RECORDS: Games Played (72 in 2009-10)...Wins (39 in 2009-10)...GAA (1.95 in 2011-12)...Save Percentage (.929 in 2011-12)...Minutes Played (4,258 in 2009-10)...Shutouts (10 in 2011-12)...Home Shutouts (seven in 2011-12)...Road Shutouts (four in 2008-09 and 2010-11)...Rookie GAA (2.48 in 2008-09 - tied with Bernier in 2010-11) Rookie Shutouts (four in 2008-09 - tied with Storr in 1998-99, Lessard in 1978-79 and Desjardins in 1968-69)...Shootout Wins (10 in 2010-11)...Shootout Save Percentage (.818 in 2010-11)...Shootout Win Percentage (1.000 in 2010-11: 10-0).

OTHER KINGS GOALTENDING RECORDS: First with 30 wins three straight seasons (2009-10, 2010-11, 2011-12)...First with three road shutouts in one month (Dec. 2010)...Most saves in a shutout (51, Dec. 13, 2010 at DET, 5-0W)...Fastest to 20 wins in one season (36th team game in 2009-10)...Fastest to 30 wins in one season (54th team game in 2009-10)...Fastest to 100 wins (185th career game).

ALL-TIME PLAYOFF RECORDS: Wins (29)...GAA (2.03)...Save Percentage (.929)...Shutouts (seven)...Win Streak (eight, April 22-May 17, 2012)...Home Win Streak - cumulative (nine, June 11, 2012 - June 4, 2013)...Road Win Streak - cumulative (12, April 16, 2011 - tied for 2012 - NHL record)...Set NHL playoff record June, 6, 2012 by playing in 34 straight games without allowing more than three goals.

ALL-TIME PLAYOFF SINGLE-SEASON RECORDS: Games Played (20 in 2012 - tied with Hradek in 1993)...Wins (16 in 2012)...GAA (1.41 in 2012)...Save Percentage (.946 in 2012 - tied NHL record for goalies with at least 10GP)...Shutouts (three in 2012 and 2013)...Home Wins (eight in 2013)...Road Wins (10 in 2012 - tied NHL record)...Home Win Streak - one year (eight, May 4-June 4, 2013)...Road Win Streak - one year (10, April 11-June 2, 2012 - NHL record).

OTHER KINGS PLAYOFF GOALTENDING RECORDS: Most shots faced, regulation game (52, April 23, 2011 at SJ, 3-1W)...Most saves, regulation game (51, April 23, 2011 at SJ, 3-1W)...Most shots faced, one period (23, April 13, 2012 at VAN, 4-2W)...Most saves, one period (22, Apr. 13, 2012 at VAN, 4-2W).

NHL AWARDS/ACCOMPLISHMENTS: Conn Smythe Trophy in 2012...NHL Second-Team All-Star in 2012...NHL All-Star in 2012...Vezina Trophy Finalist in 2012...NHL Star Of The Week (Eight Times: No. 1 three times, No. 2 two times, No. 3 three times).

KINGS AWARDS/ACCOMPLISHMENTS: Kings MVP (Bill Libby Memorial Award) in 2011-12...Kings Best

Defensive Player in 2011-12...Kings Most Inspirational Player (Ace Bailey Memorial Award) in 2011-12...Most Popular Player in 2011-12...Kings Community Service Award in 2012-13.

2012-13: 4-0-1 in five-game span (April 11-21, 2013) - 1.72 GAA and .931 spct...25th career shutout March 18, 2013 vs. PHX (stopped 27 shots in 4-0 win)...PLAYOFFS: Among NHL goaltenders he ranked: third in wins, second in GAA, second in spct and tied for first in shutouts.

2011-12: Among NHL goaltenders he ranked: fourth in appearances, tied for fifth in wins, second in GAA, tied for fifth in spct and first in shutouts...Allowed two-or-fewer goals 46 times (31-8-7)...Allowed one goal or shut out opposition 27 times (18-5-4)...Earned 100th win Oct. 20, 2011 at PHX...PLAYOFFS: Among NHL goaltenders he ranked: first in wins, first in GAA (ranked third-best in NHL history among goalies with at least 10 games played), first in spct (tied for the best in NHL history among goalies with at least 10 games played) and tied for first in shutouts.

2010-11: Among NHL goaltenders he ranked: tied for ninth in wins, sixth in GAA, tied for sixth in shutouts, first in shootout wins (10) and fourth in shootout spct. among goalies with 20+ shots faced (.818)...9-1-1 Jan. 22-Feb. 26, 2011...11-2-0, 1.82 GAA and .935 spct in first 13 games of season (Oct. 8-Nov. 20, 2010) - best record for Kings goalie after 13 decisions...Seven-game win streak Oct. 23-Nov. 13, 2010...PLAYOFFS: First career playoff shutout April 16, 2011 at SJ.

2009-10: Among NHL goaltenders he ranked: sixth in wins, fourth in appearances, 10th in saves and tied for first in shootout wins (eight)...Played in 100th NHL game Feb. 6, 2010 vs. DET...PLAYOFFS: First career playoff win April 17, 2010 at VAN (in OT).

2008-09: Among NHL rookie goaltenders he ranked: third in wins, GAA, spct, shutouts, appearances and saves...21 wins third most by Kings rookie goaltender...First career shutout (sixth career NHL game and fourth career NHL start) Dec. 23, 2008 at CBJ (24 saves, 3-0 win)...The shutout was the 150th in franchise history and came on 41st anniversary of first-ever Kings shutout.

2007-08: Won NHL debut Dec. 6, 2007 vs. BUF...Became second goaltender in ECHL history to record first win, first shutout and score a goal in same game Oct. 24, 2007 at Pensacola (3-0 win).

LAST AMATEUR CLUB: University of Massachusetts-Amherst, NCAA.

INTERNATIONAL PLAY: Played for Team USA at the following tournament: Olympics (2010, DNP in any games, silver medal).

PERSONAL: Nickname: Quickly, Quicker...Off-season home: Connecticut...Wife: Jaclyn...Kids: Madison and Carter...Favorite Movie: The Fighter...Favorite TV

CAREER HIGHLIGHTS

FIRST NHL GAME: Dec. 6, 2007 vs. Buffalo

FIRST NHL WIN: Dec. 6, 2007 vs. Buffalo

FIRST NHL SHUTOUT: Dec. 23, 2008 at Columbus (3-0 win)

MOST SHOTS, GAME: 51, Dec. 13, 2010 at Detroit

MOST SAVES, GAME: 51, Dec. 13, 2010 at Detroit

LONGEST WINNING STREAK: 9, Jan. 21 to Feb. 6, 2010

CAREER SHUTOUTS: 25, Last: March 18, 2013 vs. Phoenix (4-0 win)

CAREER PENALTY SHOTS: 3/3, **LAST:** March 11, 2012 at Chicago (vs. Stalberg) - Saved

CAREER SHOOTOUT RECORD: 30-18*

CAREER SHOOTOUT SAVE PERCENTAGE: .691 (121/175)

CAREER ASSISTS: 6, Last: Dec. 1, 2011 vs. Florida

CAREER PENALTY MINUTES: 10, Last: March 30, 2013 at Minnesota

*Seventh among active goalies in shootout wins

QUICK -vs- NHL

	GP	W-L-OT	SO	GAA		GP	W-L-OT	SO	GAA
ANA	22	13-5-2	1	2.42	NSH	8	1-5-2	0	2.85
BOS	7	5-2-0	1	2.19	NJ	5	3-1-1	0	1.97
BUF	3	2-0-0	0	2.54	NYI	6	4-1-1	1	1.64
CGY	13	8-4-1	1	1.52	NYR	2	2-0-0	0	1.45
CAR	0	0-0-0	0	0.00	OTT	4	3-1-0	1	1.76
CHI	18	6-11-1	2	2.63	PHI	5	3-1-0	1	1.55
COL	15	9-4-1	2	2.54	PHX	26	12-11-3	4	2.56
CBJ	15	10-5-0	2	2.00	PIT	4	1-1-2	0	2.41
DAL	22	14-6-2	2	2.40	SJ	19	9-4-5	2	2.55
DET	17	6-11-0	1	3.15	STL	14	5-8-1	2	2.37
EDM	14	9-1-4	1	1.54	TB	4	3-0-0	1	0.55
FLA	4	3-1-0	0	2.14	TOR	3	2-1-0	0	2.62
LA	-	-	-	-	VAN	17	6-10-1	0	2.04
MIN	12	7-3-2	0	2.62	WSH	2	2-0-0	0	2.50
MTL	2	0-2-0	0	3.52	WPG	3	1-1-0	0	4.13

CAREER STATISTICS

REGULAR SEASON														
Season	Team	Lge	GP	Min	GA	EN	SO	GAA	W	L	OTL	Svs	Pct	
2007-08	Reading Royals	ECHL	38	2,257	105	3	1	2.79	23	11	3	1,005	.905	
2007-08	Manchester Monarchs	AHL	19	1,085	42	1	3	2.32	11	8	0	494	.922	
2007-08	Los Angeles Kings	NHL	3	141	9	0	0	3.84	1	2	0	53	.855	
2008-09	Manchester Monarchs	AHL	14	827	37	0	0	2.68	6	5	2	421	.919	
2008-09	Los Angeles Kings	NHL	44	2,495	103	6	4	2.48	21	18	2	1,097	.914	
2009-10	Los Angeles Kings	NHL	72	4,258	180	5	4	2.54	39	24	7	1,747	.907	
2010-11	Los Angeles Kings	NHL	61	3,591	134	4	6	2.24	35	22	3	1,497	.918	
2011-12	Los Angeles Kings	NHL	69	4,099	133	1	10	1.95	35	21	13	1,730	.929	
2012-13	Los Angeles Kings	NHL	37	2,134	87	2	1	2.45	18	13	4	802	.902	
NHL/KINGS Totals			286	16,718	646	18	25	2.32	149	100	29	6,926	.915	

PLAYOFFS													
Season	Team	Lge	GP	Min	GA	EN	SO	GAA	W	L	Svs	Pct	
2007-08	Manchester Monarchs	AHL	1	59	1	1	0	1.02	0	1	38	.974	
2009-10	Los Angeles Kings	NHL	6	360	21	2	0	3.50	2	4	160	.884	
2010-11	Los Angeles Kings	NHL	6	380	20	1	1	3.16	2	4	209	.913	
2011-12	Los Angeles Kings	NHL	20	1,238	29	1	3	1.41	16	4	509	.946	
2012-13	Los Angeles Kings	NHL	18	1,099	34	0	3	1.86	9	9	484	.934	
NHL/KINGS Totals			50	3,078	104	3	7	2.03	29	21	1,362	.929	

show: Seinfeld, Family Guy, Rescue Me...Favorite band: Eminem...Favorite NHL city, other than Los Angeles: Chicago...Favorite pro athlete: Michael Jordan...Favorite hockey player growing up: Mike Richter...Favorite food: chicken parm...Favorite

vacation spot: Bahamas...First job: at a dry cleaner...Charities: supports the Kings Care Foundation, Wounded Warrior...Helps the environment by recycling.





ROBYN REGEHR

44

Position: Defense / **Shoots:** Left

Height: 6-3 / **Weight:** 222

Age: 33 (Turns 34 on April 19, 2014)

Birthplace: Recife, Brazil
(April 19, 1980)

ACQUIRED BY KINGS: From BUF for a second-round selection in the 2014 NHL Draft and a second-round selection in the 2015 NHL Draft on April 1, 2013.

2012-13: Made Kings debut April 4, 2013 vs. MIN (assist, plus-2 and six hits in game)...Acquired from BUF on April 1, 2013 (had two assists and 21 PIM in 29 games with Sabres).

2011-12: Led BUF in hits (172)...Second on team in blocked shots (112)...Played in his 900th career game April 3, 2012 vs. TOR...Became the 130th defenseman in NHL history to play 900 games...Goal Feb. 17, 2012 vs. MTL (his first goal since March 1, 2011).

2010-11: Goal March 1, 2011 at STL...Played in 804th career game with the Flames Feb. 16, 2011 vs. DAL, surpassing Al MacInnis for most by a CGY defenseman...Two assists and plus-4 rating Feb. 14, 2011 at COL...Points (1-6=7) in five straight games (Feb. 3-11, 2011)...Played in 800th career game (two assists in game) Feb. 9, 2011 vs. OTT...Goal Feb. 5, 2011 vs. Kings...Played in 791st career game with the Flames Jan. 19, 2011 vs. MIN, surpassing Theo Fleury for third all-time on CGY's all-time games played list...Recorded 150th career point and was a plus-3 Dec. 27, 2010 vs. BUF...Two assists and a plus-3 rating Oct. 22, 2010 at CBJ.

2009-10: Goal March 14, 2010 at VAN...Goal Jan. 18, 2010 at SJ...Played in 700th career game Dec. 19, 2009 vs. NSH...Points (0-6=6) in career high six straight games (Oct. 16-Nov. 4, 2009)...Plus-3 rating two consecutive games (Oct. 16, 2009 vs. VAN and Oct. 20, 2009 vs. CBJ).

2008-09: Earned 100th career assist Nov. 29, 2008 vs. VAN...Played in 600th career game Oct. 30, 2008 vs. BOS.

2007-08: Third among CGY defensemen in points, goals and plus-minus (+11)...Ranked 18th among NHL defensemen in hits (154)...SHG Feb. 26, 2008 vs. COL...Two assists Dec. 27, 2007 at VAN...Two assists Oct. 18, 2007 vs. Kings.

2006-07: Was a career high plus-27...Recorded 100th career point March 31, 2007 at VAN...Played in 500th career game March 15, 2007 vs. DAL...Three points (1-2=3) Feb. 2, 2007 vs. CBJ...Assists in three straight games (Nov. 3-7, 2006).

2005-06: Career high in goals, assists and points...Led CGY in TOI/gm (23:08)...Two points (1-1=2) March 23, 2006 at STL...Three assists Feb. 6, 2006 at SJ...Played in 400th career game Jan. 29, 2006 at CHI...Two assists Dec. 3, 2005 at PIT...PLAYOFFS: Tied for team lead among defensemen in points.

2003-04: Third among CGY defensemen in points...Two assists April 2, 2004 at Kings...Scored first career GWG Feb. 15, 2004 at MIN...Two assists Jan. 10, 2004

vs. FLA...Played in 300th career game Nov. 22, 2003 vs. CHI...Named an alternate captain for CGY on Oct. 8, 2003...PLAYOFFS: Helped Flames advance to Stanley Cup Final before losing to TBL in Game 7...Third among NHL defensemen in points...Three assists in Game 6 of the Western Conference Quarterfinals (April 17, 2004 vs. VAN).

2002-03: Second on CGY in TOI/gm (22:45).

2001-02: Participated at YoungStars game as part of the 2002 NHL All-Star Game festivities...

2000-01: On CGY he ranked second in hits (171) and first in blocked shots (104)...Played in 100th career game Feb. 9, 2001 at COL.

1999-00: Nominated for the 2000 Bill Masterton Trophy, the youngest nominee in NHL history...Won CGY's Humanitarian Award...Led CGY rookies in goals...First career multi-point game Feb. 25, 2000 vs. PHX...Scored first NHL goal Nov. 10, 1999 vs. SJ...First NHL point Nov. 6, 1999 vs. FLA...Made NHL debut Oct. 28, 1999 at OTT.

LAST AMATEUR CLUB: Kamloops, WHL.

TRANSACTIONS: Selected by COL in the first round (19th overall) in the 1998 NHL Entry Draft...Traded to CGY by COL with Rene Corbet, Wade Belak and a second-round selection in the 2000 NHL Entry Draft for Theo Fleury and Chris Dingman on Feb. 28, 1999...Traded to BUF by CGY with Ales Kotalik and a second-round selection in the 2012 NHL Draft for Chris Butler and Paul Bryron on June 25, 2011.

INTERNATIONAL PLAY: Played for Team Canada at the following tournaments: Olympics (2006, 6 GP, 0-1=1)...World Championships (2005, 9 GP, 0-0=0, silver medal), (2000, 6 GP, 0-0=0)...World Junior Championships (1999, 7 GP, 0-0=0, silver medal)...Other (2004 World Cup of Hockey, 6 GP 0-0=0, gold medal).

PERSONAL: Nickname: Reg or Reggie...Off-season home: Christopher Lake, SK...Wife name: Kristina...Kids: Wyatt and Shane...Favorite TV show: Boardwalk Empire...Favorite band: Tiesto...Favorite book/magazine: Pillars of the Earth by Ken Follett...Favorite sport to play other than hockey: Golf or fishing...Favorite hockey moment: First NHL game...Favorite pro athlete: Roger Federer...Favorite vacation spot: Croatia...Hockey superstitions: Same pregame mental routines...First job: Working on a farm...Why do you wear the jersey number that you do: Because 28 and 24 were taken already, played with a good friend who wore 44...Do you support any charities: Impact Society.

CAREER HIGHLIGHTS

FIRST NHL GAME: Oct. 28, 1999 at Ottawa (with Calgary)
FIRST NHL GOAL: Nov. 10, 1999 vs. San Jose (with Calgary)
FIRST NHL ASSIST: Nov. 6, 1999 vs. Florida (with Calgary)
MOST POINTS, GAME: 3, 2x's (Last: Feb. 27, 2007 vs. Columbus)
MOST GOALS, GAME: 1, 30x's (Last: Feb. 17, 2012 vs. Montreal)
MOST ASSISTS, GAME: 3, Feb. 6, 2006 at San Jose
LONGEST POINT STREAK: 6, Oct. 16 to Nov. 4, 2009: 0-6-6
LONGEST GOAL STREAK: 1, 30x's (Last: Feb. 17, 2007: 1g)
LONGEST ASSIST STREAK: 6, Oct. 16 to Nov. 4, 2009: 6a
CAREER POWER-PLAY GOALS: 11, Last: March 1, 2011 at St. Louis
CAREER SHORT-HANDED GOALS: 1, Feb. 26, 2008 vs. Colorado
CAREER GAME-WINNING GOALS: 3, Last: Jan. 21, 2006 vs. Buffalo
CAREER PENALTY SHOTS: None
CAREER OVERTIME GOALS: None
CAREER SHOOTOUT GOALS/ATTEMPTS: None
CAREER PLUS-MINUS: +14

REGEHR -vs- NHL


	GP	G	A	PTS	PIM		GP	G	A	PTS	PIM
ANA	43	1	6	7	58	NSH	43	0	5	5	69
BOS	19	0	1	1	23	NJ	18	0	1	1	4
BUF	11	1	2	3	10	NYI	16	0	0	0	8
CGY	1	0	0	0	0	NYR	16	1	0	1	15
CAR	16	0	5	5	13	OTT	24	1	4	5	23
CHI	40	0	9	9	29	PHI	17	0	1	1	22
COL	65	2	14	16	49	PHX	43	2	7	9	42
CBJ	42	1	12	13	55	PIT	16	1	5	6	14
DAL	44	0	7	7	35	SJ	45	3	6	9	38
DET	42	2	5	7	18	STL	42	2	5	7	57
EDM	64	2	9	11	66	TB	16	0	1	1	27
FLA	16	0	6	6	4	TOR	28	0	4	4	20
LA	39	2	6	8	34	VAN	62	4	12	16	52
MIN	60	4	5	9	71	WSH	15	0	1	1	4
MTL	25	1	2	3	6	WPG	15	0	1	1	15

CAREER STATISTICS

Season	Team	Lge	REGULAR SEASON					PLAYOFFS				
			GP	G	A	PTS	PIM	GP	G	A	PTS	PIM
1999-00	Calgary Flames	NHL	57	5	7	12	46	—	—	—	—	—
1999-00	Saint John Flames	AHL	5	0	0	0	0	—	—	—	—	—
2000-01	Calgary Flames	NHL	71	1	3	4	70	—	—	—	—	—
2001-02	Calgary Flames	NHL	77	2	6	8	93	—	—	—	—	—
2002-03	Calgary Flames	NHL	76	0	12	12	87	—	—	—	—	—
2003-04	Calgary Flames	NHL	82	4	14	18	74	26	2	7	9	20
2005-06	Calgary Flames	NHL	68	6	20	26	67	7	1	3	4	6
2006-07	Calgary Flames	NHL	78	2	19	21	75	1	0	0	0	0
2007-08	Calgary Flames	NHL	82	5	15	20	79	7	0	2	2	2
2008-09	Calgary Flames	NHL	75	0	8	8	73	—	—	—	—	—
2009-10	Calgary Flames	NHL	81	2	15	17	80	—	—	—	—	—
2010-11	Calgary Flames	NHL	79	2	15	17	58	—	—	—	—	—
2011-12	Buffalo Sabres	NHL	76	1	4	5	56	—	—	—	—	—
2012-13	Buffalo Sabres	NHL	29	0	2	2	21	—	—	—	—	—
2012-13	Los Angeles Kings	NHL	12	0	2	2	2	18	0	1	1	6
NHL Totals			943	30	142	172	881	59	3	13	16	34
KINGS Totals			12	0	2	2	2	18	0	1	1	6



THE PLAYERS



MIKE RICHARDS

10

Position: Center / **Shoots:** Left

Height: 5-11 / **Weight:** 196

Age: 28 (Turns 29 on Feb. 11, 2014)

Birthplace: Kenora, Ontario
(Feb. 11, 1985)

ACQUIRED BY KINGS: From PHI with the rights to Rob Bordon for Wayne Simmonds, Brayden Schenn and a second-round selection in the 2012 NHL Draft on June 23, 2011.

2012-13: Has played in 97 consecutive regular season games (since Dec. 22, 2011)...Kings are 41-8-10 when he records a point (19-5-2 in 2012-13)...Points (3-4=7) in six straight games (April 4-13, 2013)...Played 100th game as a King March 14, 2013 at SJ...Earned 400th career point Feb. 15, 2013 vs. CBJ..."Gordie Howe" hat trick Feb. 5, 2013 at CBJ (1-1=2 and 19 PIM)...PLAYOFFS: Lead team in assists.

2011-12: Kings were 38-21-15 when he was in lineup and 22-3-8 when he recorded a point...Tied for the NHL lead in SHG (four)...Played 500th career game Feb. 9, 2012 at FLA...Career-high 23 penalty minutes Jan. 12, 2012 vs. DAL...Nine goals (9-1=10) in 10-game span (Nov. 8-28, 2011)...Goals (6g) in career-high five straight games (Nov. 16-23, 2011)...Scored SHG in back-to-back games Nov. 17, 2011 at ANA and Nov. 19, 2011 vs. DET (first King to score SHG in two straight games since Ziggy Palffy in 2001)...PLAYOFFS: Tied for fourth in NHL in assists...Became the second King to record a "Gordie Howe Hat Trick" in the playoffs May 3, 2012 vs. STL (other was Marcel Dionne in 1981).

2010-11: Tied for PHI lead in SHG (three, tied for 10th in NHL)...Second on PHI in SHA (three, tied for second in NHL) and SHP (six, tied for fifth in NHL)...Tied career high with two PPG April 5, 2011 at OTT...Played in 169 straight games (Feb. 12, 2009 to Feb. 16, 2011) before missing game Feb. 18, 2011 with the flu...Four points (2-2=4), including 200th NHL assist, Jan. 20, 2011 vs. OTT...Four points (2-2=4) Dec. 30, 2010 at LA...Played in his 400th NHL game Dec. 5, 2009 at NYL...PLAYOFFS: Second on PHI in assists, tied for third in points.

2009-10: Led PHI in points and second in goals (career high)...Led club in PPG (13, tied for sixth in NHL, career high), PPP (31, tied for ninth in NHL) and tied for second in PPA (18)...Four points (1-3=4) March 2, 2010 at TBL...Recorded 100th NHL goal Feb. 1, 2010 at CGY...Second career hat trick Oct. 6, 2009 vs. WSH...PLAYOFFS: Second on PHI (fourth in NHL) in both points and assists.

2008-09: Finalist for Selke Trophy...Flyers MVP (Bobby Clarke Trophy)...Led PHI in assists (career high), second in points (career high) and second in plus-minus (+22, career high)...Led NHL in SHG (seven, career high)...Led club in PPP (33), second in PPA (25, tied for 10th in NHL)...Recorded SHG three straight games (Feb. 15-21, 2009) - last player to do that was Joe Sakic in 1998...Career high five points (2-3=5) and plus-5 Feb. 19, 2009 vs. BUF...Scored third career 3-on-5 short-handed goal Feb. 15, 2009 at NYR (most in

NHL history)...Eight game point streaks (1-8=9) Oct. 28-Nov. 15, 2008 and (7-8=15) Nov. 29-Dec. 16, 2008 (streaks were career high)...Recorded 100th NHL assist Oct. 28, 2008 at ATL...Career high four assists Oct. 24, 2008 at NJ...Named 17th captain in Flyers history Sept. 17, 2008...PLAYOFFS: Led PHI in assists, tied for club lead in points.

2007-08: Flyers MVP (Bobby Clarke Trophy) and recipient of Gene Hart Memorial Award (best rapport with Flyers fans)...Named an alternate captain...Led PHI in points, assists and SHG (five, tied for third in NHL)...Tied for club lead in GWG (six), second in plus-minus (+14) and second in PPP (31)...Named to 2008 NHL All-Star Team (first appearance)...Points (10-16=26) in 16 straight home games (Oct. 16-Dec. 27, 2007)...Three assists, including 100th NHL point, Dec. 11, 2007 vs. PIT...Four points (2-2=4) Oct. 10, 2007 at VAN...PLAYOFFS: Tied for first in NHL in SHG (two)...Scored first career playoff goal on penalty shot April 15, 2008 vs. WSH...One of only two NHL players to score first playoff goal on penalty shot (Wayne Connelly in 1968).

2006-07: Led PHI in SHG (four, tied for fifth in NHL)...Played in 100th NHL game Nov. 20, 2006 vs. PIT.

2005-06: Tied for first among NHL rookies in SHG (three)...First career hat trick (two SHG) Feb. 8, 2006 vs. NYL...Scored first goal in NHL debut Oct. 5, 2005 vs. NYR.

LAST AMATEUR CLUB: Kitchener (OHL).

TRANSACTIONS: Selected by PHI in the first round (24th overall) in the 2003 NHL Entry Draft.

INTERNATIONAL PLAY: Played for Team Canada at the following tournaments: Olympics (2010, 7 GP, 2-3=5, gold medal)...World Championships (2006, 9 GP, 3-2=5)...World Junior Championships (2005, 6 GP, 1-4=5, team captain, gold medal), (2004, 6 GP, 2-3=5, tied tournament lead with +11, silver medal)...Other (2002 U18 Eight Nations Cup, gold medal).

PERSONAL: Nickname: Ric...Pet: black lab (Arnold)...Favorite movie: *Primal Fear*...Favorite TV show: *Two And A Half Men*...Favorite actor: Edward Norton...Favorite NHL city, other than Los Angeles: New York City...Favorite sport other than hockey: tennis...Favorite pro athlete: Roger Federer...Favorite hockey player growing up: Joe Sakic...Favorite road arena: Bell Centre...Favorite vacation spot: Costa Rica...First job: paper boy...Charities: supports Cancer Society...Helps the environment by: recycling...If not a hockey player he would be: teacher...Misc: the only player to have ever won a Stanley Cup, Calder Cup, Memorial Cup, Olympic gold medal and World Junior Championship gold medal.

CAREER HIGHLIGHTS

FIRST NHL GAME: Oct. 5, 2005 vs. NY Rangers (with Philadelphia)

FIRST NHL GOAL: Oct. 5, 2005 vs. NY Rangers (with Philadelphia)

FIRST NHL ASSIST: Oct. 7, 2005 vs. New Jersey (with Philadelphia)

MOST POINTS, GAME: 5, Feb. 19, 2009 vs. Buffalo

MOST GOALS, GAME: 3, 2x's (Last: Oct. 6, 2009 vs. Washington)

MOST ASSISTS, GAME: 4, Oct. 24, 2008 at New Jersey

LONGEST POINT STREAK: 8, 2x's (Last: Nov. 29 to Dec. 16, 2008: 7-8=15)

LONGEST GOAL STREAK: 5, Nov. 16 to Nov. 23, 2011: 6g

LONGEST ASSIST STREAK: 5, Oct. 28 to Nov. 8, 2008: 6a

CAREER POWER-PLAY GOALS: 45, Last: April 13, 2013 vs. Anaheim

CAREER SHORT-HANDED GOALS: 27, Last: March 30, 2012 at Edmonton*

CAREER GAME-WINNING GOALS: 25, Last: April 13, 2013 vs. Anaheim

CAREER PENALTY SHOTS: 0/7, Last: Dec. 28, 2011 at Chicago (vs. Crawford) - Missed

CAREER OVERTIME GOALS: 4, Last: Dec. 11, 2010 at Boston

CAREER SHOOTOUT GOALS/ATTEMPTS: 16/50 (32.0 percent)

CAREER PLUS-MINUS: +34

*Tied for 32nd all-time (2nd among active players)

RICHARDS -vs- NHL


	GP	G	A	PTS	PIM		GP	G	A	PTS	PIM
ANA	15	7	10	17	6	NSH	12	4	3	7	8
BOS	22	7	8	15	21	NJ	42	7	23	30	10
BUF	22	11	14	25	30	NYI	39	13	21	34	37
CGY	12	3	5	8	8	NYR	38	13	12	25	64
CAR	21	5	10	15	12	OTT	22	12	9	21	16
CHI	12	4	1	5	13	PHI	1	0	1	1	2
COL	13	3	9	12	4	PHX	16	4	7	11	20
CBJ	11	3	2	5	21	PIT	41	6	25	31	44
DAL	17	4	15	19	32	SJ	17	5	7	12	8
DET	11	2	2	4	4	STL	11	4	4	8	5
EDM	12	2	2	4	4	TB	22	10	13	23	20
FLA	25	3	10	13	37	TOR	21	8	8	16	6
LA	7	3	6	9	6	VAN	12	3	3	6	18
MIN	12	0	3	3	12	WSH	23	7	12	19	15
MTL	22	6	8	14	10	WPG	24	4	9	13	17

CAREER STATISTICS

Season	Team	Lge	REGULAR SEASON					PLAYOFFS				
			GP	G	A	Pts	PIM	GP	G	A	Pts	PIM
2004-05	Philadelphia Phantoms	AHL	—	—	—	—	—	14	7	8	15	28
2005-06	Philadelphia Flyers	NHL	79	11	23	34	65	6	0	1	1	0
2006-07	Philadelphia Flyers	NHL	59	10	22	32	52	—	—	—	—	—
2007-08	Philadelphia Flyers	NHL	73	28	47	75	76	17	7	7	14	10
2008-09	Philadelphia Flyers	NHL	79	30	50	80	63	6	1	4	5	6
2009-10	Philadelphia Flyers	NHL	82	31	31	62	79	23	7	16	23	18
2010-11	Philadelphia Flyers	NHL	81	23	43	66	62	11	1	6	7	15
2011-12	Los Angeles Kings	NHL	74	18	26	44	71	20	4	11	15	17
2012-13	Los Angeles Kings	NHL	48	12	20	32	42	15	3	9	12	8
NHL Totals			575	163	262	425	510	98	23	54	77	74
KINGS Totals			122	30	46	76	113	35	7	20	27	25



THE PLAYERS



JEFF SCHULTZ

55

Position: Defense / **Shoots:** Left

Height: 6-6 / **Weight:** 225

Age: 27 (Turns 28 on Feb. 25, 2014)

Birthplace: Calgary, Alberta
(Feb. 25, 1986)

ACQUIRED BY KINGS: Signed by the Kings as an unrestricted free agent on July 5, 2013.

2012-13: Assist Feb. 23, 2013 vs. NJ...Assist Feb. 14, 2013 at TBL...Assist Feb. 9, 2013 vs. FLA...Played a season-high 21:00 Feb. 7, 2013 at PIT.

2011-12: Goal Feb. 13, 2012 vs. SJ...Assist Nov. 5, 2011 at NYI...Assist Nov. 21, 2011 vs. PHX...Assist and plus-2 rating Nov. 1, 2011 vs. ANA...Assist Oct. 20, 2011 at PHI...Played a season-high 21:46 Oct. 13, 2011 at PIT...Assist Oct. 10, 2011 vs. TBL.

2010-11: Second on WSH in blocked shots (138)... Played a career-high 26:35 March 31, 2011 vs. CBJ... Scored first career GWG March 18, 2011 at NJ...PLAYOFFS: second among WSH defensemen in SH TOI/gm (2:52)...Led WSH in blocked shots (22)...PLAYOFFS: He was on the ice for an NHL postseason record 119 consecutive minutes without his team being scored upon.

2009-10: Set career highs in assists, points, penalty minutes and plus-minus (+50)...His plus-minus led the NHL and set a WSH franchise record...The first defenseman with a plus-50 rating since Chris Pronger in 1999-00 (+52)...Had a plus-14 rating in six games vs. ATL...First Capital to lead the NHL in plus-minus...Led WSH in blocked shots (129)...Earned a career-high three points Oct. 22, 2009 at ATL...Was a plus-5 Jan. 9, 2010 at ATL and April 5, 2010 at PIT...Had two three-game point streaks during the season (career high)...

2008-09: Second among WSH defensemen (fourth overall) in plus-minus (+13)...Seven of his 12 points came in the third period...Fifth on WSH in blocked shots (93)...WSH was 9-1-1 when he recorded a point...Was a plus-4 Nov. 12, 2008 at CAR and Feb. 1, 2009 vs. OTT...Scored his first career SHG Jan. 14, 2009 at PIT.

2007-08: First among WSH defensemen (fourth overall) in plus-minus (+12)...Second among WSH defensemen in goals...Third on the club in blocked shots (90)...Scored first NHL goal Oct. 29, 2007 at TOR...Goals (3g) in three straight games (Dec. 8-12, 2007)...First multi-point game (two assists) Jan. 17, 2008 vs. EDM...Played in his 100th career game March 14, 2008 vs. ATL.

2006-07: Split season with WSH and Hershey... Ranked 12th among NHL rookie defensemen with 18:12 TOI/gm...Tied for second on WSH in plus-minus (+5, tied for eighth among NHL rookie defensemen)... Made his NHL debut Dec. 22, 2006 vs. NJ...Recorded first NHL point (assist) Jan. 26, 2007 at CAR...Was a plus-4 Jan. 27, 2007 vs. CAR.

2005-06: Played final year in juniors with Calgary (WHL)...Joined Hershey in the AHL playoffs at the conclusion of his WHL season...Helped Hershey capture the Calder Cup Championship.

LAST AMATEUR CLUB: Calgary, WHL.

TRANSACTIONS: Selected by WSH in the first round (27th overall) in the 2004 NHL Entry Draft.

INTERNATIONAL PLAY: Played for Team Canada at the following tournaments: World U18 Championships (2004, 7 GP 0-0=0)...Other (2005 ADT Canada-Russia Challenge).

PERSONAL: Nickname: Schultzy...Off-season home: Calgary, Alberta...Wife: Mackenzie...Pets: Riley and Piper (Dogs)...Favorite TV show: Breaking Bad...Favorite band: Luke Bryan, Jason Aldean...Favorite sport other than hockey: golf...Favorite hockey moment: scoring first NHL goal...Favorite pro athlete: Vernon Davis...Favorite vacation spot: Maui...First job: minor hockey referee...Wears jersey number because: given to him at his first training camp...Charities: supports Inova Blood Donor Services/Washington Animal Rescue...Helps the environment by: recycling.

CAREER HIGHLIGHTS

FIRST NHL GAME: Dec. 22, 2006 vs. New Jersey (with Washington)

FIRST NHL GOAL: Oct. 29, 2007 at Toronto (with Washington)

FIRST NHL ASSIST: Jan. 26, 2007 at Carolina (with Washington)

MOST POINTS, GAME: 3, Oct. 22, 2009 at Atlanta

MOST GOALS, GAME: 1, 11x's (Last: Feb. 13, 2012 vs. San Jose)

MOST ASSISTS, GAME: 2, 4x's (Last: March 3, 2010 at Buffalo)

LONGEST POINT STREAK: 3, 4x's (Last: Jan. 7 to Jan. 12, 2010: 0-4=4)

LONGEST GOAL STREAK: 3, Dec. 8 to Dec. 12, 2007: 3g

LONGEST ASSIST STREAK: 3, 3x's (Last: Jan. 7 to Jan. 12, 2010: 4a)

CAREER POWER-PLAY GOALS: None

CAREER SHORT-HANDED GOALS: 1, Jan. 14, 2009 at Pittsburgh

CAREER GAME-WINNING GOALS: 1, March 18, 2011 at New Jersey

CAREER PENALTY SHOTS: None

CAREER OVERTIME GOALS: None

CAREER SHOOTOUT GOALS/ATTEMPTS: None

CAREER PLUS-MINUS: +78

SCHULTZ -vs- NHL

	GP	G	A	PTS	PIM		GP	G	A	PTS	PIM
ANA	4	0	3	3	0	NSH	7	0	0	0	2
BOS	18	0	3	3	0	NJ	21	2	3	5	6
BUF	20	0	3	3	12	NYI	19	0	2	2	13
CGY	4	0	3	3	2	NYR	17	1	1	2	6
CAR	31	0	5	5	6	OTT	20	1	5	6	4
CHI	5	0	1	1	0	PHI	20	0	2	2	8
COL	3	0	0	0	4	PHX	4	0	2	2	4
CBJ	5	0	1	1	2	PIT	23	1	5	6	10
DAL	4	0	0	0	2	SJ	7	1	0	1	2
DET	6	1	0	1	2	STL	4	0	0	0	2
EDM	5	0	4	4	2	TB	33	0	6	6	8
FLA	35	1	4	5	12	TOR	21	1	1	2	6
LA	5	0	0	0	0	VAN	5	0	0	0	2
MIN	4	0	1	1	0	WSH	0	0	0	0	0
MTL	18	0	2	2	6	WPG	31	2	7	9	10

CAREER STATISTICS

Season	Team	Lge	REGULAR SEASON					PLAYOFFS				
			GP	G	A	Pts	PIM	GP	G	A	Pts	PIM
2005-06	Hershey Bears	AHL	—	—	—	—	—	7	1	3	4	4
2006-07	Hershey Bears	AHL	44	2	10	12	39	19	0	1	1	18
2006-07	Washington Capitals	NHL	38	0	3	3	16	—	—	—	—	—
2007-08	Hershey Bears	AHL	1	0	0	0	0	—	—	—	—	—
2007-08	Washington Capitals	NHL	72	5	13	18	28	2	0	0	0	2
2008-09	Washington Capitals	NHL	64	1	11	12	21	1	0	0	0	0
2009-10	Washington Capitals	NHL	73	3	20	23	32	7	0	1	1	4
2010-11	Washington Capitals	NHL	72	1	9	10	12	9	0	0	0	6
2011-12	Washington Capitals	NHL	54	1	5	6	12	10	0	0	0	2
2012-13	Washington Capitals	NHL	26	0	3	3	12	—	—	—	—	—
NHL Totals			399	11	64	75	133	29	0	1	1	14





JARRET STOLL

28

Position: Center / **Shoots:** Right
Height: 6-1 / **Weight:** 213
Age: 31 (Turns 32 on June 24, 2014)
Birthplace: Melville, Saskatchewan
 (June 24, 1982)

ACQUIRED BY KINGS: From EDM with Matt Greene for Lubomir Visnovsky on June 29, 2008.

2012-13: Led Kings in faceoff winning pct (56.0%)... Earned 100 assist as a King March 28, 2013 at STL...SHG March 25, 2013 at CHI...Two points (1-1=2) March 16, 2013 vs. SJ...Two assists March 4, 2013 vs. NSH...Earned 200th career assist Feb. 25, 2013 vs. ANA...Played in his 600th career game Feb. 2, 2013 at ANA.

2011-12: Led Kings in faceoff winning pct (55.0%)... Tied career high with three assists Feb. 25, 2012 vs. CHI...Played in 177 consecutive games (Jan. 4, 2010 to Feb. 9, 2012)...Earned 300th career point Nov. 8, 2012 vs. NSH...PLAYOFFS: Scored OT game-winner in Western Conference Quarterfinals clinching Game 5 (April 22, 2012 at VAN).

2010-11: NHL rankings were the following: fifth in face-off pct (57.5%), second in shootout goals (nine), tied for first in GDG in shootout (four), first in shootout pct among players with four-plus shots (90%, 9-for-10)...Set club record in shootout goals and shootout pct... Scored 20th goal April 6, 2011 vs. PHX (second time he's scored 20 goals in season)...Was 33-for-40 on face-offs (82.5%) in three-game span (March 7-11, 2011)...Played in 500th NHL game March 9, 2011 at DET...Two goals Jan. 15, 2011 vs. EDM...Two goals (one SH) Jan. 8, 2011 vs. CBJ...Earned 100th career goal Nov. 20, 2010 at BOS...Points (3-7=10) in eight straight games (Oct. 28-Nov. 17, 2010)...Three points (1-2=3) Oct. 30, 2010 vs. NJ...PLAYOFFS: Led club in plus-minus (+4).

2009-10: 10th in the NHL in faceoff pct (56.0%)... Played in 400th NHL game Jan. 19, 2010 vs. SJ...Six-game point (3-4=7) streak (Dec. 1-10, 2009)...Two goals Oct. 24, 2009 at PHX...PLAYOFFS: Tied for second on Kings in hits (23).

2008-09: Second on Kings in PPG (10)...Seventh in NHL in faceoff pct (57.2%)...Played in 126 consecutive games from Dec. 10, 2007-March 26, 2008 before being sidelined with a groin injury...Two goals March 9, 2009 vs. VAN...Three points (1-2=3) including 200th NHL point Feb. 18, 2009 at ANA...Career-high three assists Dec. 11, 2008 vs. STL...Played in 300th NHL game Nov. 11, 2008 vs. DAL.

2007-08: Second on EDM in PPG (eight), led EDM (tied for eighth in NHL) in SHG (three)...Led EDM in faceoff pct (55.1%)...Earned 100th NHL assist Feb. 4, 2008 vs. CGY...Scored two goals in 31-second span Jan. 24, 2008 at FLA...Back-to-back multi-assist games (0-2=2) Nov. 30, 2007 vs. ANA and Dec. 2, 2007 at ANA.

2006-07: Led EDM in faceoff pct (55.6%)...Led EDM with two six-game point streaks: (4-5=9) Oct. 23-Nov. 3, 2006 and (2-6=8) Dec. 4-14, 2006...Played in 148 consecutive games from Feb. 27, 2004-Jan. 18, 2007 before being sidelined with a fractured nose...Played in 200th NHL game Jan. 16, 2007 at MIN...Scored on first career penalty shot Dec. 10, 2006 at CHI...Earned 100th NHL point (assist) Oct. 28, 2006 vs. WSH...Missed final 30 games of season due to a concussion.

2005-06: Career highs in goals, points and assists... Second on EDM in PPG (11), led club in shots (243)... Fifth in NHL in faceoff pct (56.8%)...Career-high nine-game point (2-8=10) streak (Jan. 25-Feb. 12, 2006)... Set EDM single-game record for highest faceoff pct Feb. 4, 2006 vs. VAN (won 21 of 22 faceoffs = 95.5%... Career-high four points (2-2=4) Nov. 4, 2005 at STL...PLAYOFFS: Helped Oilers advance to Stanley Cup Final before losing to CAR in Game 7...Ninth in NHL in face-off pct (57.0%).

2003-04: First full NHL season...Led EDM rookies in goals, second in points, assists and plus-minus (+8)... Second overall on EDM in faceoff pct (54.1%).

2002-03: Split season with EDM and Hamilton... Helped the Bulldogs advance to the Calder Cup Finals.

LAST AMATEUR CLUB: Kootenay, WHL.

TRANSACTIONS: Selected by CGY in the second round (46th overall) in the 2000 NHL Entry Draft... Selected by EDM in the second round (36th overall) in the 2002 NHL Entry Draft.

INTERNATIONAL PLAY: Played for Team Canada at the following tournaments: World Junior Championships (2002, 7 GP, 2-4=6, team captain, silver medal), (2001, 7 GP, 0-2=2, bronze medal)...Other (1999 U18 Four Nations Cup, gold medal).

PERSONAL: Nickname: Stolly...Off-season home: Los Angeles...Favorite movie: The Shawshank Redemption...Favorite TV show: Seinfeld...Favorite sport other than hockey: golf...Favorite hockey moment: Stanley Cup in 2012...Favorite pro athlete: Tiger Woods...Favorite vacation spot: Cabo San Lucas...Hockey Superstitions: same pre-game meal and 90 minute nap...Wears jersey number because: his grandpa picked it...Charities: Jarret Stoll Patient Comfort Fund for children at Saskatoon Royal University Hospital...Helps the environment by: recycling.

CAREER HIGHLIGHTS

FIRST NHL GAME: Jan. 29, 2003 vs. Minnesota (with Edmonton)
FIRST NHL GOAL: Nov. 10, 2003 at NY Rangers (with Edmonton)
FIRST NHL ASSIST: Jan. 29, 2003 vs. Minnesota (with Edmonton)
MOST POINTS, GAME: 4, Nov. 4, 2005 at St. Louis
MOST GOALS, GAME: 2, 10x's (Last: Jan. 15, 2011 vs. Edmonton)
MOST ASSISTS, GAME: 3, 2x's (Last: Feb. 25, 2012 vs. Chicago)
LONGEST POINT STREAK: 9, Jan. 25 to Feb. 12, 2006: 2-8=10
LONGEST GOAL STREAK: 3, 2x's (Last: Dec. 5 to Dec. 9, 2009: 3g)
LONGEST ASSIST STREAK: 4, 2x's (Last: Jan. 25 to Feb. 2, 2006: 4a)
CAREER POWER-PLAY GOALS: 46, Last: March 19, 2013 vs. Phoenix
CAREER SHORT-HANDED GOALS: 8, Last: March 25, 2013 at Chicago
CAREER GAME-WINNING GOALS: 22, Last: March 19, 2013 vs. Phoenix
CAREER PENALTY SHOTS: 1/2, Last: Feb. 2, 2011 at Edmonton (vs. Khabibulin) - Missed
CAREER OVERTIME GOALS: 3, Last: Nov. 17, 2005 vs. Detroit
CAREER SHOOTOUT GOALS/ATTEMPTS: 15/32 (46.9 percent)
CAREER PLUS-MINUS: -9


STOLL -vs- NHL

	GP	G	A	PTS	PIM		GP	G	A	PTS	PIM
ANA	42	6	19	25	24	NSH	32	8	14	22	24
BOS	9	3	2	5	2	NJ	9	2	2	4	0
BUF	5	0	1	1	6	NYI	8	1	5	6	4
CGY	41	5	11	16	44	NYR	8	2	2	4	6
CAR	7	1	2	3	6	OTT	6	0	1	1	6
CHI	33	12	6	18	10	PHI	9	2	4	6	2
COL	44	10	18	28	24	PHX	40	10	12	22	32
CBJ	34	4	12	16	40	PIT	7	2	1	3	6
DAL	43	3	15	18	38	SJ	41	6	10	16	52
DET	33	4	10	14	28	STL	32	7	13	20	24
EDM	16	5	2	7	4	TB	6	0	2	2	4
FLA	8	4	2	6	4	TOR	6	1	2	3	2
LA	15	4	5	9	14	VAN	45	9	16	25	34
MIN	43	8	12	20	20	WSH	6	2	4	6	4
MTL	7	2	3	5	12	WPG	6	3	1	4	0

CAREER STATISTICS

Season	Team	Lge	REGULAR SEASON					PLAYOFFS				
			GP	G	A	Pts	PIM	GP	G	A	Pts	PIM
2002-03	Hamilton Bulldogs	AHL	76	21	33	54	86	23	5	8	13	25
2002-03	Edmonton Oilers	NHL	4	0	1	1	0	—	—	—	—	—
2003-04	Edmonton Oilers	NHL	68	10	11	21	42	—	—	—	—	—
2004-05	Edmonton Roadrunners	AHL	66	21	17	38	92	—	—	—	—	—
2005-06	Edmonton Oilers	NHL	82	22	46	68	74	24	4	6	10	24
2006-07	Edmonton Oilers	NHL	51	13	26	39	48	—	—	—	—	—
2007-08	Edmonton Oilers	NHL	81	14	22	36	74	—	—	—	—	—
2008-09	Los Angeles Kings	NHL	74	18	23	41	68	—	—	—	—	—
2009-10	Los Angeles Kings	NHL	73	16	31	47	40	6	1	0	1	4
2010-11	Los Angeles Kings	NHL	82	20	23	43	42	5	0	3	3	0
2011-12	Los Angeles Kings	NHL	78	6	15	21	60	20	2	3	5	18
2012-13	Los Angeles Kings	NHL	48	7	11	18	28	12	0	1	1	4
NHL Totals			641	126	209	335	476	67	7	13	20	50
KINGS Totals			355	67	103	170	238	43	3	7	10	26





SLAVA VOYNOV

Position: Defense / **Shoots:** Right

Height: 6-0 / **Weight:** 194

Age: 23 (Turns 24 on Jan. 15, 2014)

Birthplace: Chelyabinsk, Russia
(Jan. 15, 1990)

26

ACQUIRED BY KINGS: Selected by the Kings in the second round (32nd overall) in the 2008 NHL Entry Draft.

2012-13: Tied for six among NHL defensemen in GWG (two)...Kings are 57-31-14 when he's in the lineup (27-16-5 in 2012-13)...Played in his 100th career game April 23, 2013 at MIN...Tied career high with three assists March 9, 2013 vs. CGY...Career high three assists March 4, 2013 vs. NSH...Two points (1-1=2) including GWG Feb. 25, 2013 vs. ANA...Two assists and plus-3 rating Feb. 11, 2013 at STL...PLAYOFFS: Tied for team lead in points, goals and plus-minus (+9)...Among NHL defensemen he ranked: tied for first in goals, tied for third in points, tied for fourth in plus-minus...His six playoff goals set a Kings playoff record for defensemen...Led NHL in GWG (four, which set Kings playoff record)...Scored OT game-winner in Game 5 of the Western Conference Quarterfinals (May 8, 2013 at STL).

2011-12: Among NHL rookie defensemen he ranked: tied for first in goals, tied for seventh in assists, third in points, tied for first in plus-minus (+12), tied for first in GWG (two), second in shots (86), ninth in TOI/gm (18:32), second in PPG (three), tied for eighth in PPA (three), tied for fourth in PPP (six) and ninth in hits (74)...Kings were 30-15-9 when he was in lineup...Assists (3a) in three straight games (Feb. 28-March 6, 2012)...Two assists Dec. 31, 2011 vs. VAN...Two points (1-1=2) Nov. 17, 2011 at ANA...Recorded first three NHL points (2-1=3) Oct. 27, 2011 at DAL...Made NHL debut Oct. 18, 2011 vs. STL (plus-2 in game)...Recalled from Manchester three times during season...PLAYOFFS: Scored first career playoff goal April 28, 2012 at STL.

2010-11: AHL Second-Team All-Star...Led Manchester defensemen in the following categories: goals (tied for third among AHL defensemen), assists (led club overall, tied for ninth among AHL defensemen), points (seventh among AHL defensemen), PPG (seven) and plus-minus

(21, led club overall, tied for 15th in AHL, tied for ninth among AHL defensemen)...Named to 2011 AHL All-Star Team (had assist in game, second straight appearance)...Led Manchester defensemen in the playoffs in points (tied for third overall), assists (tied for third overall) and PPG (two, led club overall).

2009-10: Led Manchester in games played and club defensemen in shots (134)...Second among Manchester defensemen in points and assists...Tied for first among Manchester defensemen in PPG (five)...Named to Planet USA's 2010 AHL All-Star Team (had assist in game, first appearance)...Helped Monarchs advance to the AHL's Eastern Conference Finals.

2008-09: Tied for first among Manchester defensemen in goals, assists and points (all tied for second overall among Manchester rookies)...Ranked 14th among AHL rookie defensemen in points...Tied for first among Manchester defensemen and club rookies in PPG (three)...Made pro debut Oct. 11, 2008 at Portland.

2007-08: Played second season in Russian Super League with Chelyabinsk.

2006-07: Made debut in Russian Super League.

INTERNATIONAL PLAY: Played for Team Russia at the following tournaments: World Junior Championships (2009, 7 GP, 1-3=4, alternate captain, bronze medal), (2008, 7 GP, 0-1=1, bronze medal), (2007, GP, 1-4=5, silver medal)...World U18 Championships (2008, 6 GP, 1-4=5, silver medal), (2007, 7 GP, 1-3=5, gold medal).

PERSONAL: Nickname: Slava...Off-season home: Chelyabinsk, Russia...Favorite TV show: Breaking Bad...Favorite sport other than hockey: tennis...Favorite hockey moment: winning the Stanley Cup... Favorite pro athlete: Ronaldinho...Favorite vacation spot: Maldives... First job: hockey player.

CAREER HIGHLIGHTS

FIRST NHL GAME: Oct. 18, 2011 vs. St. Louis

FIRST NHL GOAL: Oct. 27, 2011 at Dallas

FIRST NHL ASSIST: Oct. 27, 2011 at Dallas

MOST POINTS, GAME: 3, 3x's (Last: March 9, 2013 vs. Calgary)

MOST GOALS, GAME: 2, Oct. 27, 2011 at Dallas

MOST ASSISTS, GAME: 3, 2x's (Last: March 9, 2013 vs. Calgary)

LONGEST POINT STREAK: 3, 2x's (Last: March 9 to March 12, 2013: 0-5=5)

LONGEST GOAL STREAK: 2, March 11 to March 13, 2012: 2g

LONGEST ASSIST STREAK: 3, 2x's (Last: March 9 to March 12, 2013: 5a)

CAREER POWER-PLAY GOALS: 4, Last: April 6, 2013 vs. Edmonton

CAREER SHORT-HANDED GOALS: None

CAREER GAME-WINNING GOALS: 4, Last: Feb. 25, 2013 vs. Anaheim

CAREER PENALTY SHOTS: None

CAREER OVERTIME GOALS: None

CAREER SHOOTOUT GOALS/ATTEMPTS: None

CAREER PLUS-MINUS: +17

VOYNOV -vs- NHL

	GP	G	A	PTS	PIM		GP	G	A	PTS	PIM
ANA	10	3	4	7	4	NSH	6	0	4	4	0
BOS	2	1	0	1	4	NJ	1	0	0	0	0
BUF	0	0	0	0	0	NYI	0	0	0	0	0
CGY	6	0	5	5	4	NYR	0	0	0	0	0
CAR	0	0	0	0	0	OTT	1	0	0	0	0
CHI	7	1	1	2	0	PHI	0	0	0	0	0
COL	4	0	1	1	2	PHX	7	0	2	2	0
CBJ	5	1	0	1	2	PIT	0	0	0	0	0
DAL	10	2	2	4	0	SJ	9	1	3	4	2
DET	6	1	1	2	2	STL	7	1	3	4	2
EDM	6	2	1	3	2	TB	0	0	0	0	0
FLA	1	0	1	1	0	TOR	0	0	0	0	0
LA	-	-	-	-	-	VAN	6	1	2	3	0
MIN	6	0	1	1	2	WSH	0	0	0	0	0
MTL	1	0	0	0	0	WPG	1	0	0	0	0

CAREER STATISTICS

Season	Team	Lge	REGULAR SEASON					PLAYOFFS				
			GP	G	A	Pts	PIM	GP	G	A	Pts	PIM
2008-09	Manchester Monarchs	AHL	61	8	15	23	46	-	-	-	-	-
2009-10	Manchester Monarchs	AHL	79	10	19	29	43	9	1	3	4	0
2010-11	Manchester Monarchs	AHL	76	15	36	51	36	7	2	3	5	6
2011-12	Manchester Monarchs	AHL	15	2	2	4	4	0	0	0	0	0
2011-12	Los Angeles Kings	NHL	54	8	12	20	12	20	1	2	3	4
2012-13	Manchester Monarchs	AHL	35	7	9	16	22	-	-	-	-	-
2012-13	Los Angeles Kings	NHL	48	6	19	25	14	18	6	7	13	0
NHL/KINGS Totals			102	14	31	45	26	38	7	9	16	4



THE PLAYERS



LOS ANGELES KINGS

1.888.KINGS.LA | LAKINGS.COM

PRIDE=PASSION=POWER

63



JUSTIN WILLIAMS

14

Position: Right Wing / **Shoots:** Right

Height: 6-1 / **Weight:** 189

Age: 32 (Turns 33 on Oct. 4, 2014)

Birthplace: Cobourg, Ontario
(Oct. 4, 1981)

ACQUIRED BY KINGS: From CAR in a three-way deal with EDM on March 4, 2009 (Patrick O'Sullivan sent to EDM and a second-round selection in the 2009 NHL Entry Draft sent to CAR).

2012-13: Has played in 130 consecutive regular season games (since Oct. 7, 2011)...Points (6-2=8) in seven straight games (March 28-April 7, 2013)...Goals (6g) in career high five straight games (March 28-April 4)...Earned 300th career assist March 14, 2013 at SJ...Tied career high with three assists March 5, 2013 vs. STL...Earned 100th assist as a King Feb. 23, 2013 vs. COL...Tied career high with three assists Feb. 5, 2013 at CBJ...PLAYOFFS: Tied for the team lead in goals...Two goals in Game 7 of the Western Conference Semifinals (May 28, 2013 vs. SJ).

2011-12: Led Kings in shots (241) and PPG (nine, tied with Dustin Brown)...Played in 700th career game March 24, 2012 vs. BOS...Points (4-7=11) in nine straight games (Jan. 9-Feb. 1, 2012)...PLAYOFFS: NHL rankings were the following: tied for sixth in points, tied for fourth in assists and tied for eighth in plus-minus (+8).

2010-11: Played in 89 consecutive games (March 12, 2010-March 21, 2011) before missing final nine regular season games with upper body injury...At the time of injury his Kings rankings were the following: second in points, fourth in goals, third in assists and second in shots (213)...Points/assists (2-6=8) in five straight games (March 5-13, 2011) - five game assist streak was career high...Earned 400th NHL point March 7, 2011 vs. DAL...Scored 20th goal Feb. 16, 2011 at CBJ (first time with 20 goals since 2006-07)...Played in 600th career game Jan. 22, 2011 at PHX...Points (7-7=14) in career high 11 straight games (Oct. 23-Nov. 17, 2011)...PLAYOFFS: Tied for club lead in goals.

2009-10: Missed 28 games (Dec. 28, 2009-March 10, 2010) with a broken leg...14 points (5-10=14) in his first 14 games of season (Oct. 3-Nov. 11, 2009)...Earned 200th NHL assist Oct. 14, 2009 at NYR.

2008-09: Split season with CAR and Kings (combined 14 points, 4-10=14 and 17 penalty minutes in 44 games)...Played in 500th career game April 6, 2009 at CGY...Made Kings debut March 20, 2009.

2007-08: Earned 100th assist as a Hurricane Oct. 19, 2007 at PIT...Played in 200th game as a Hurricane Oct. 9, 2007 at TOR.

2006-07: Led CAR in goals (career high) and GWG (eight), tied club lead in PPG (12)...Recorded two points (1-1=2) at All-Star Game Jan. 24, 2007 at Dallas (first appearance)...Earned 100th NHL goal Jan. 9, 2007 at TOR...First career hat trick and tied career-high in points (3-1=4) Oct. 16, 2006 at TBL.

2005-06: Set career high in points and assists...Reached 30-goal mark for first time in career...Became third player in CAR history to score two SHG in one game (April 7,

2006 vs. WSH)...Four points and career-high three assists (1-3=4) April 3, 2006 vs. WSH...First career four-point game (2-2=4) March 16, 2006 at MTL...Earned 100th NHL assist Dec. 17, 2005 vs. NJ...Nine-game point (6-7=13) streak (Nov. 15-Dec. 2, 2005)...PLAYOFFS: Helped Hurricanes capture Stanley Cup in seven games vs. EDM...Tied for CAR lead (tied for fourth in NHL) in plus-minus (+12)...Scored ENG in third period to seal CAR's Game 7 victory vs. EDM (June 19, 2006).

2003-04: Split season with PHI and CAR...Including totals with PHI, he led all CAR forwards in assists and plus-minus (+12)...Tied PHI lead in plus-minus (+10) prior to trade to CAR...Earned 100th NHL point Nov. 6, 2003 vs. WSH.

2002-03: PLAYOFFS: Helped Flyers advance to Eastern Conference Semifinals...Recorded GWG and two assists (1-2=3) in Game 7 of CQF vs. TOR (April 22, 2003).

2001-02: Won Pelle Lindbergh Memorial Trophy as most improved Flyer...Participated at YoungStars Game as part of NHL All-Star Game festivities...Seven-game point (5-5=10) streak (Jan. 8-19, 2002).

2000-01: Earned point in first three NHL games, Oct. 5-11, 2000 (1-4=5)...Recorded first NHL goal and two assists in NHL debut Oct. 5, 2000 vs. VAN.

LAST AMATEUR CLUB: Plymouth, OHL.

TRANSACTIONS: Selected by PHI in the first round (28th overall) in the 2000 NHL Entry Draft...Traded to CAR by PHI for Danny Markov on Jan. 20, 2004...Signed by Lulea (Sweden) as a free agent on Sept. 21, 2004 (during lock-out season).

INTERNATIONAL PLAY: Played for Team Canada at the following tournaments: World Championships (2007, 9 GP, 1-2=3, gold medal), (2004, 9 GP, 0-0=0, gold medal), (2002, 5 GP, 0-3=3).

PERSONAL: Nickname: Willy...Off-season home: Ventnor City, N.J....Wife: Kelly...Kids: Jaxon and Jade...Pets: border collie (Prince)...Favorite movie: Goodwill Hunting...Favorite TV show: Seinfeld...Favorite Actor: Robert De Niro...Favorite band: Kenny Chesney...Favorite NHL city, other than Los Angeles: Philadelphia...Favorite magazine: Golf Digest...Favorite sport other than hockey: golf...Favorite pro athlete: Roger Federer...Favorite hockey player growing up: Wayne Gretzky...Favorite road arena: Bell Centre...Favorite food: Chicken Kiev...Favorite vacation spot: Atlantis Bahamas...First job: fire watch for welders...Charities: supports Multiple Sclerosis foundations...Helps the environment by: recycling.

CAREER HIGHLIGHTS

FIRST NHL GAME: Oct. 5, 2000 vs. Vancouver (with Philadelphia)

FIRST NHL GOAL: Oct. 5, 2000 vs. Vancouver (with Philadelphia)

FIRST NHL ASSIST: Oct. 5, 2000 vs. Vancouver (with Philadelphia)

MOST POINTS, GAME: 4, 3x's (Last: Oct. 16, 2006 at Tampa Bay)

MOST GOALS, GAME: 3, Oct. 16, 2006 at Tampa Bay

MOST ASSISTS, GAME: 3, 3x's (Last: March 9, 2013 vs. Calgary)

LONGEST POINT STREAK: 11, Oct. 23 to Nov. 17, 2010: 7-7=14

LONGEST GOAL STREAK: 5, March 28 to April 4, 2013: 6g

LONGEST ASSIST STREAK: 5, March 5 to March 13, 2011: 6a

CAREER POWER-PLAY GOALS: 45, Last: March 2, 2013 at Vancouver

CAREER SHORT-HANDED GOALS: 6, Last: Dec. 2, 2006 vs. Boston

CAREER GAME-WINNING GOALS: 25, Last:

April 27, 2013 vs. San Jose

CAREER PENALTY SHOTS: 1/2, Last: March 28, 2007 at Philadelphia (vs. Biron) - Missed

CAREER OVERTIME GOALS: 2, Last: Jan. 16, 2007 vs. Florida

CAREER SHOOTOUT GOALS/ATTEMPTS: 7/20 (35.0 percent)

CAREER PLUS-MINUS: +70


WILLIAMS -vs- NHL

	GP	G	A	PTS	PIM		GP	G	A	PTS	PIM
ANA	25	9	11	20	6	NSH	19	3	6	9	12
BOS	25	6	12	18	23	NJ	28	2	15	17	12
BUF	27	5	11	16	15	NYI	33	11	12	23	16
CGY	21	4	8	12	12	NYR	24	7	9	16	8
CAR	14	3	5	8	8	OTT	28	5	10	15	10
CHI	19	1	7	8	18	PHI	19	7	7	14	26
COL	20	4	7	11	17	PHX	33	5	11	16	18
CBJ	20	6	9	15	14	PIT	29	6	17	23	16
DAL	28	10	12	22	20	SJ	24	6	11	17	12
DET	19	4	7	11	8	STL	22	2	9	11	28
EDM	20	2	4	6	16	TB	37	12	15	27	23
FLA	43	14	14	28	40	TOR	28	7	8	15	22
LA	6	1	1	2	4	VAN	20	7	6	13	6
MIN	19	7	9	16	10	WSH	39	14	18	32	30
MTL	28	6	20	26	10	WPG	38	14	17	31	37

CAREER STATISTICS

Season	Team	Lge	REGULAR SEASON					PLAYOFFS				
			GP	G	A	PTS	PIM	GP	G	A	PTS	PIM
2000-01	Philadelphia Flyers	NHL	63	12	13	25	22	—	—	—	—	—
2001-02	Philadelphia Flyers	NHL	75	17	23	40	32	5	0	0	0	4
2002-03	Philadelphia Flyers	NHL	41	8	16	24	22	12	1	5	6	8
2003-04	Philadelphia Flyers	NHL	47	6	20	26	32	—	—	—	—	—
2003-04	Carolina Hurricanes	NHL	32	5	13	18	32	—	—	—	—	—
2005-06	Carolina Hurricanes	NHL	82	31	45	76	60	25	7	11	18	34
2006-07	Carolina Hurricanes	NHL	82	33	34	67	73	—	—	—	—	—
2007-08	Carolina Hurricanes	NHL	37	9	21	30	43	—	—	—	—	—
2008-09	Carolina Hurricanes	NHL	32	3	7	10	9	—	—	—	—	—
2008-09	Los Angeles Kings	NHL	12	1	3	4	8	—	—	—	—	—
2009-10	Los Angeles Kings	NHL	49	10	19	29	39	3	0	1	1	2
2010-11	Los Angeles Kings	NHL	73	22	35	57	59	6	3	1	4	2
2011-12	Los Angeles Kings	NHL	82	22	37	59	44	20	4	11	15	12
2012-13	Los Angeles Kings	NHL	48	11	22	33	22	18	6	3	9	8
NHL Totals			755	190	308	498	497	89	21	32	53	70
KINGS Totals			264	66	116	182	172	47	13	16	29	24





MATT FRATTIN

21

Position: Right Wing / **Shoots:** Right
Height: 6-0 / **Weight:** 205
Age: 25 (Turns 26 on Jan. 3, 2014)
Birthplace: Edmonton, Alberta
 (Jan. 3, 1988)

ACQUIRED BY KINGS: From TOR with Ben Scrivens and a second-round selection in the 2014 or 2015 NHL Draft for Jonathan Bernier on June 23, 2013.

2012-13: Began season with Toronto Marlies before being recalled to Maple Leafs Jan. 24, 2013...Tied for second on TOR in GWG (3)...Two goals, including OT game-winner Jan. 29, 2013 at BUF...Three points (1-2=3) Jan. 24 vs. NYI...Named to 2013 AHL All-Star Team (DNP)...PLAYOFFS: Recorded an assist in his NHL playoff debut May 4, 2013 at BOS.

2011-12: Split season with Maple Leafs and Marlies... "Gordie Howe" hat trick April 3, 2012 vs. BUF (1-1=2 and 7 PIM)...Two points (1-1=2) March 3, 2012 at MTL...Two points (1-1=2) Jan. 3, 2012 vs. TBL...Goal and plus-2 rating Dec. 19, 2011 vs. Kings...First multi-point game (two assists) Nov. 22, 2011 at TBL...Scored first NHL goal Nov. 19, 2011 vs. WSH...Recorded first NHL point (assist) Oct. 24, 2011 at PHI...PLAYOFFS: Led Marlies in goals and GWG (three).

2010-11: Made NHL debut with TOR April 9, 2011 vs. MTL...Finished senior season at the University of North Dakota, recording 60 points (36-24=60) and 42 penalty minutes in 44 games...Named a finalist for the 2011 Hobey Baker Award...Led NCAA in goals...Led UND in points, GWG (six), PPG (10) and SHG (three)...Named to NCAA West First All-American Team...Named WCHA Player of the Year and a WCHA First-Team All-Star...Led UND to WCHA regular season and playoff titles and a berth in the NCAA Frozen Four championship.

2009-10: Recorded 19 points (11-8=19) and 21 penalty minutes in 24 games at UND...Ranked fifth on UND in goals, despite playing in only 24 games.

2008-09: Recorded 25 points (13-12=25) and 48 penalty minutes in 42 games at UND...Tied for fourth on UND in goals and PPG (five)...Named WCHA Offensive Player of the Week Nov. 28, 2008...Named to WCHA All-Academic Team.

2007-08: Played freshman year at UND, recording 15 points (4-11=15) and 18 penalty minutes in 43 games...Was the only UND freshman to play in all 43 games...Led UND rookies in points, assists and plus-minus (+11)...Ranked 10th among WCHA freshmen in points.

LAST AMATEUR CLUB: University of North Dakota, NCAA.

TRANSACTIONS: Selected by TOR in the fourth round (99th overall) in the 2007 NHL Entry Draft.

PERSONAL: Nickname: Fratts...Off-season home: Minnesota...Favorite movie: Dumb and Dumber...Favorite TV show: King of Queens...Favorite band: Keith Urban...Favorite magazine: GQ, Men's Health...Favorite sport other than hockey: soccer...Favorite hockey moment: first NHL game...Favorite pro athlete: Joe Sakic...Favorite vacation spot: Mexico...First job: at an Italian bakery...Wears jersey number because: college number...Helps the environment by: recycling.

CAREER HIGHLIGHTS

FIRST NHL GAME: April 9, 2011 vs. Montreal (with Toronto)

FIRST NHL GOAL: Nov. 19, 2011 vs. Washington (with Toronto)

FIRST NHL ASSIST: Oct. 24, 2011 at Philadelphia (with Toronto)

MOST POINTS, GAME: 3, Jan. 24, 2013 vs. NY Islanders

MOST GOALS, GAME: 2, Jan. 29, 2013 at Buffalo

MOST ASSISTS, GAME: 2, 2x's (Last: Jan. 24, 2013 vs. NY Islanders)

LONGEST POINT STREAK: 2, 3x's (Last: Feb. 11 to March 9, 2013: 1-2=3)

LONGEST GOAL STREAK: 2, 2x's (Last: Jan. 29 to Jan. 31, 2013: 3g)

LONGEST ASSIST STREAK: 2, Feb. 11 to March 9, 2013: 2a

CAREER POWER-PLAY GOALS: None

CAREER SHORT-HANDED GOALS: None

CAREER GAME-WINNING GOALS: 5, Last: Feb. 11, 2013 vs. Philadelphia

CAREER PENALTY SHOTS: None

CAREER OVERTIME GOALS: 1, Jan. 29, 2013 at Buffalo

CAREER SHOOTOUT GOALS/ATTEMPTS: 1/3 (33.3 percent)

CAREER PLUS-MINUS: +1

CAREER STATISTICS

Season	Team	Lge	REGULAR SEASON					PLAYOFFS				
			GP	G	A	Pts	PIM	GP	G	A	Pts	PIM
2010-11	Toronto Maple Leafs	NHL	1	0	0	0	0	—	—	—	—	—
2011-12	Toronto Marlies	AHL	23	14	4	18	20	13	10	3	13	6
2011-12	Toronto Maple Leafs	NHL	56	8	7	15	25	—	—	—	—	—
2012-13	Toronto Marlies	AHL	21	9	8	17	14	—	—	—	—	—
2012-13	Toronto Maple Leafs	NHL	25	7	6	13	4	6	0	2	2	0
NHL Totals			82	15	13	28	29	6	0	2	2	0



DWIGHT KING

74

Position: Left Wing / **Shoots:** Left
Height: 6-4 / **Weight:** 230
Age: 24 (Turns 25 on July 5, 2014)
Birthplace: Meadow Lake, Saskatchewan
 (July 5, 1989)

ACQUIRED BY KINGS: Selected by the Kings in the fourth round (109th overall) in the 2007 NHL Entry Draft.

2012-13: Assist March 28, 2013 at STL...Goal March 25, 2013 at CHI...Goal March 16, 2013 vs. SJ...Goal March 14, 2013 at SJ...Assist March 7, 2013 vs. DAL...Goal March 4, 2013 vs. NSH...Assists (3a) in career high three straight games (Feb. 23-27, 2013)...Assist Feb. 27, 2013 vs. DET...Assist Feb. 25, 2013 vs. ANA...Assist Feb. 23, 2013 vs. COL...Assist Feb. 19, 2013 at EDM...PLAYOFFS: Two goals in the Western Conference Finals vs. CHI.

2011-12: Goal April 2, 2012 vs. EDM...Two assists March 30, 2012 at EDM...Scored GWG March 17, 2012 vs. NSH...Goal March 9, 2012 at DET...Two assists March 3, 2012 vs. ANA...Goal Feb. 28, 2012 at MIN...Earned first career NHL points (1-1=2) Feb. 12, 2012 at DAL (eighth career NHL game)...Recalled from Manchester Feb. 10, 2012...Had 29 points (11-18=29), 20 penalty minutes and plus-6 rating in 50 total games with Manchester...On Manchester (at time of recall) he ranked tied for second in points and second in assists...PLAYOFFS: Among NHL rookies he ranked: third in points, tied for first in goals, tied for third in assists, tied for third in plus-minus (+3) and tied for second in GWG (two)...Scored four of his five goals in the Western Conference Finals vs. PHX.

2010-11: Made NHL debut Nov. 17, 2010 vs. CBJ...Third on Manchester in points and second in goals...Tied for second on club in PPG (10).

2009-10: Split season with Manchester and Ontario (ECHL)...Second among Manchester rookies in goals...Helped Monarchs advance to AHL's Eastern Conference Finals...Tied for second on club in playoff assists, led club rookies in points and assists.

2008-09: Third on Lethbridge (WHL) in points, assists and plus-minus (+9)...Second on club in PPG (eight)...Led Lethbridge in SHG (four, tied for seventh in WHL)...Second on Lethbridge in playoff points, led club in playoff assists.

2007-08: Named Lethbridge's Best Defensive Forward...Tied for first on Lethbridge in goals (tied for 11th in WHL) and PPG (12)...Third on club in points and assists, fourth in plus-minus (+21)...Helped Lethbridge advance to WHL Finals before losing to Spokane...Second on Lethbridge in playoff goals (tied for eighth in WHL), fourth in playoff points (tied for 15th in WHL)...Tied for first in WHL in playoff PPG (six).

2006-07: Tied for fourth on Lethbridge in assists.

2005-06: First full season with Lethbridge.

2004-05: Began junior career with Lethbridge.

LAST AMATEUR CLUB: Lethbridge, OHL.

INTERNATIONAL PLAY: Played for Team Canada at the following tournaments: (2006 U18 World Cup, gold medal), (2006 World U17 Hockey Challenge), (2005 World U17 Hockey Challenge).

PERSONAL: Nickname: Kinger...Off-season home: Meadow Lake, SK...Wife name: Lauren...Kid: Grace...Pet: Dog, Abby...Favorite movie: Tombstone...Favorite TV show: The Big Bang Theory...Favorite band: George Jones...Favorite book: The Kite Runner...Favorite sport to play other than hockey: Golf...Favorite hockey moment: Winning Stanley Cup...Favorite pro athlete: Tiger Woods...Favorite vacation spot: Mexico...First job: Youth care worker...Why do you wear the jersey number that you do: Given to me...Helps the environment by: Recycling.

CAREER HIGHLIGHTS

FIRST NHL GAME: Nov. 17, 2010 vs. Columbus

FIRST NHL GOAL: Feb. 12, 2012 at Dallas

FIRST NHL ASSIST: Feb. 12, 2012 at Dallas

MOST POINTS, GAME: 2, 3x's (Last: March 30, 2012 at Edmonton)

MOST GOALS, GAME: 1, 9x's (Last: March 25, 2013 at Chicago)

MOST ASSISTS, GAME: 2, 2x's (Last: March 30, 2012 at Edmonton)

LONGEST POINT STREAK: 3, 2x's (Last: Feb. 23 to Feb. 27, 2013: 0-3=3)

LONGEST GOAL STREAK: 2, March 14 to March 16, 2013: 2g

LONGEST ASSIST STREAK: 3, Feb. 23 to Feb. 27, 2013: 3a

CAREER POWER-PLAY GOALS: None

CAREER SHORT-HANDED GOALS: None

CAREER GAME-WINNING GOALS: 1, March 17, 2012 vs. Nashville

CAREER PENALTY SHOTS: None

CAREER OVERTIME GOALS: None


CAREER SHOOTOUT GOALS/ATTEMPTS: None

CAREER PLUS-MINUS: -2

CAREER STATISTICS

Season	Team	Lge	REGULAR SEASON					PLAYOFFS				
			GP	G	A	Pts	PIM	GP	G	A	Pts	PIM
2009-10	Ontario Reign	ECHL	20	4	5	9	9	—	—	—	—	—
2009-10	Manchester Monarchs	AHL	52	10	16	26	42	16	2	7	9	4
2010-11	Manchester Monarchs	AHL	72	24	28	52	58	7	2	3	5	2
2010-11	Los Angeles Kings	NHL	6	0	0	0	2	—	—	—	—	—
2011-12	Manchester Monarchs	AHL	50	11	18	29	20	0	0	0	0	0
2011-12	Los Angeles Kings	NHL	27	5	9	14	10	20	5	3	8	13
2012-13	Manchester Monarchs	AHL	28	5	12	17	13	—	—	—	—	—
2012-13	Los Angeles Kings	NHL	47	4	6	10	11	18	2	3	5	2
NHL/KINGS Totals			80	9	15	24	23	38	7	6	13	15





JAKE MUZZIN

Position: Defense / **Shoots:** Left

Height: 6-3 / **Weight:** 214

Age: 24 (Turns 25 on Feb. 21, 2014)

Birthplace: Woodstock, Ontario
(Feb. 21, 1989)

6

ACQUIRED BY KINGS: Signed by the Kings as an unrestricted free agent on Jan. 4, 2010.

2012-13: Rankings among NHL rookie defensemen were the following: second in goals, tied for fifth in assists, tied for third in points, first in plus-minus (+16, second overall among rookies), tied for third in PPG (three), tied for third in GWG (one), fifth in shots (77) and fifth in hits (70)...Selected as the Kings Best Newcomer (Mark Bavis Memorial Award)...Named NHL's Rookie of the Month for March 2013...Two assists March 11, 2013 vs. CGY...Career high three points (2-1=3) March 5, 2013 vs. STL...Scored first career NHL goal (14th career game), earned an assist and was a plus-4 Jan. 26, 2013 at PHX...PLAYOFFS: Among NHL rookie defensemen he ranked: tied for third in points and tied for first in assists.

2011-12: Rankings among Manchester defensemen were the following: second in points, second in goals, second in assists, tied for first in PPG (four), first in shots (156, second overall on club)...Recorded six multi-point games.

2010-11: Had three stints with the Kings during the season (made Opening Day roster)...First career NHL point (assist) Oct. 15, 2010 vs. VAN (fourth NHL game)...Made NHL debut Oct. 9, 2010 at VAN...Ranked second on Manchester in plus-minus (+20)...Second among Manchester defensemen (tied for first among rookies) in playoff points...Tied for second on Manchester in play-off goals (first among defensemen).

2009-10: Sault Ste. Marie's (OHL) team captain...Named OHL's Defenseman of the Year (Max Kaminsky Trophy), OHL First-Team All-Star and played in OHL All-Star Classic (served as an alternate captain)...Second in voting for OHL's Top Overage Player...Among Western Conference Coaches Poll he ranked first in Hardest Shot, first in Best Defensive Defenseman, tied for first in Best Bodychecker and second in Offensive Defenseman...Among OHL defensemen he ranked: tied for second in points, second in assists, fourth in goals...Tied for second overall in OHL in PPA (31)...Led Sault Ste. Marie in points and assists, tied for first among club defensemen in PPG (nine)...Assigned to Manchester and made pro debut April 2, 2010 vs. Bridgeport...Helped Monarchs advance to AHL's Eastern Conference Finals.

2008-09: Second among Sault Ste. Marie defensemen in goals, assists and points...Tied for first among club defensemen in PPG (four)...Played in OHL All-Star Classic.

2007-08: Helped Sault Ste. Marie advance to OHL's Western Conference Finals.

2006-07: Missed first half of season with Sault Ste. Marie due to back injury...Helped Sault Ste. Marie advance to OHL's Western Conference Semifinals.

2005-06: Missed first season with Sault Ste. Marie with back injury.

LAST AMATEUR CLUB: Sault Ste. Marie, OHL.

TRANSACTIONS: Selected by PIT in the fifth round (141st overall) in the 2007 NHL Entry Draft.

PERSONAL: Nickname: Muzz...Off-season home: Woodstock, Ontario...Favorite movie: Anything with Will Ferrell...Favorite TV show: Breaking Bad...Favorite band: Red Hot Chili Peppers...Favorite sport to play other than hockey: Golf...Favorite hockey moment: Last season...Favorite pro athlete: Tiger Woods...Favorite vacation spot: Northern Ontario...Hockey superstitions: Just follow my routine...Why do you wear the jersey number that you do: In junior that's what was given...Helps the environment by: Refilling water bottles at home.

CAREER HIGHLIGHTS

FIRST NHL GAME: Oct. 9, 2010 at Vancouver

FIRST NHL GOAL: Jan. 26, 2013 at Phoenix

FIRST NHL ASSIST: Oct. 15, 2010 vs. Vancouver

MOST POINTS, GAME: 3, March 5, 2013 vs. St. Louis

MOST GOALS, GAME: 2, March 5, 2013 vs. St. Louis

MOST ASSISTS, GAME: 2, March 11, 2013 vs. Calgary

LONGEST POINT STREAK: 3, March 9 to March 12, 2013: 1-3=4

LONGEST GOAL STREAK: 1, 7x's (Last: April 16, 2013: 1g)

LONGEST ASSIST STREAK: 2, March 18 to March 19, 2013: 3a

CAREER POWER-PLAY GOALS: 3, Last: April 16, 2013 vs. San Jose

CAREER SHORT-HANDED GOALS: None

CAREER GAME-WINNING GOALS: 1, March 18, 2013 vs. Phoenix

CAREER PENALTY SHOTS: None

CAREER OVERTIME GOALS: None

CAREER SHOOTOUT GOALS/ATTEMPTS: None

CAREER PLUS-MINUS: +14

CAREER STATISTICS

Season	Team	Lge	REGULAR SEASON					PLAYOFFS				
			GP	G	A	Pts	PIM	GP	G	A	Pts	PIM
2009-10	Manchester Monarchs	AHL	1	0	1	1	0	13	1	3	4	6
2010-11	Los Angeles Kings	NHL	11	0	1	1	0	—	—	—	—	—
2010-11	Manchester Monarchs	AHL	45	3	15	18	39	7	3	1	4	2
2011-12	Manchester Monarchs	AHL	71	7	24	31	40	3	0	1	1	2
2012-13	Manchester Monarchs	AHL	29	2	9	11	24	—	—	—	—	—
2012-13	Los Angeles Kings	NHL	45	7	9	16	35	17	0	3	3	6
NHL/KINGS Totals			56	7	10	17	35	17	0	3	3	6



JORDAN NOLAN

Position: Center / **Shoots:** Left

Height: 6-3 / **Weight:** 221

Age: 24 (Turns 25 on June 23, 2014)

Birthplace: St. Catharines, Ontario
(June 23, 1989)

71

ACQUIRED BY KINGS: Selected by the Kings in the seventh round (186th overall) in the 2009 NHL Entry Draft.

2012-13: Assist April 18, 2013 vs. CBJ...Assist March 9, 2013 vs. CGY...Goal March 2, 2013 at VAN...Assist Feb. 19, 2013 at EDM...Assist Jan. 22, 2013 at COL...Goal Jan. 19, 2012 vs. CHI.

2011-12: Assist March 17, 2012 vs. NSH...Earned first career NHL assist March 6, 2012 at NSH...Goal Feb. 28, 2012 at MIN...Scored first career NHL goal (was the GWG) Feb. 12, 2012 at DAL (second career NHL game)...Made NHL debut Feb. 11, 2012 at NYL...Recalled from Manchester Feb. 10, 2012...On Manchester (at time of recall) he ranked second in penalty minutes (tied for 11th in AHL) and led club with two SHG...PLAYOFFS: Scored first career playoff goal May 6, 2012 vs. STL.

2010-11: Third among Manchester rookies in goals, points and assists...Third on club in penalty minutes.

2009-10: Third on Sault Ste. Marie (OHL) in goals, second in PPG (11)...Recorded three five-game point streaks...Five points (1-4=5) Feb. 20, 2011 vs. Niagara...Goals (6g) in four straight games (Dec. 5-11, 2009)...Made pro debut with Ontario (ECHL) April 1, 2010 at Las Vegas...Scored first pro goal April 3, 2010 at Las Vegas.

2008-09: Led Sault Ste. Marie in points, second in assists, tied for third in goals...Led club in penalty minutes (fourth in OHL)...One of 11 OHL players to have 40+ points and 100+ penalty minutes...Points (5-4=9) in seven straight games (Jan. 17-Feb. 1, 2009).

2007-08: Tied for first on Windsor (OHL) in SHG (two)...Had plus-9 rating.

2006-07: Fifth on Windsor in penalty minutes...Had four PPG...Points (3-2=5) in four straight games (Nov. 8-17, 2006).

2005-06: Began junior tenure with Erie (OHL).

LAST AMATEUR CLUB: Sault Ste. Marie Greyhounds, OHL.

PERSONAL: Nickname: Gordo...Off-season home: Sault Ste. Marie, Ontario...Favorite movie: Good Will Hunting...Favorite TV show: Entourage...Favorite band: City and Colour...Favorite sport to play other than hockey: Golf...Favorite hockey moment: Winning the Stanley Cup...Favorite pro athlete: Tiger Woods...Favorite vacation spot: St. Catharines, Ontario...Hockey superstitions: None...Why do you wear the jersey number that you do: Training camp number...Do you support any charities: Rose Nolan Foundation...Helps the environment by: Recycling...Miscellaneous: Son of former NHL head coach Ted Nolan.

CAREER HIGHLIGHTS

FIRST NHL GAME: Feb. 11, 2012 at NY Islanders

FIRST NHL GOAL: Feb. 12, 2012 at Dallas

FIRST NHL ASSIST: March 6, 2012 at Nashville

MOST POINTS, GAME: 1, 10x's (Last: April 18, 2013 vs. Columbus)

MOST GOALS, GAME: 1, 4x's (Last: March 2, 2013 at Vancouver)

MOST ASSISTS, GAME: 1, 6x's (Last: April 18, 2013 vs. Columbus)

LONGEST POINT STREAK: 2, Jan. 19 to Jan. 22, 2013: 1-1=2

LONGEST GOAL STREAK: 1, 4x's (Last: March 2, 2013: 1g)

LONGEST ASSIST STREAK: 1, 6x's (Last: April 18, 2013: 1a)

CAREER POWER-PLAY GOALS: None

CAREER SHORT-HANDED GOALS: None

CAREER GAME-WINNING GOALS: 1, Feb. 12, 2012 at Dallas

CAREER PENALTY SHOTS: None

CAREER OVERTIME GOALS: None

CAREER SHOOTOUT GOALS/ATTEMPTS: None

CAREER PLUS-MINUS: -3

CAREER STATISTICS

Season	Team	Lge	GP	REGULAR SEASON				PLAYOFFS				
				G	A	Pts	PIM	GP	G	A	Pts	PIM
2009-10	Ontario Reign	ECHL	3	1	1	2	4	—	—	—	—	—
2010-11	Manchester Monarchs	AHL	75	5	12	17	115	7	0	2	2	4
2011-12	Manchester Monarchs	AHL	40	9	13	22	119	0	0	0	0	0
2011-12	Los Angeles Kings	NHL	26	2	2	4	28	20	1	1	2	21
2012-13	Manchester Monarchs	AHL	21	2	4	6	21	—	—	—	—	—
2012-13	Los Angeles Kings	NHL	44	2	4	6	46	7	0	0	0	4
NHL/Kings Totals			70	4	6	10	74	27	1	1	2	25



BEN SCRIVENS

54

Position: Goal / **Catches:** Left
Height: 6-2 / **Weight:** 193
Age: 27 (Turns 28 on Sept. 11, 2014)
Birthplace: Spruce Grove, Alberta
 (Sept. 11, 1986)

ACQUIRED BY KINGS: From TOR with Matt Frattin and a second-round selection in the 2014 or 2015 NHL Draft for Jonathan Bernier on June 23, 2013.

2012-13: Stopped a career high 40 shots March 26, 2013 vs. FLA (3-2 win)...Posted back-to-back shutouts (his first shutouts in his NHL career) Feb. 16, 2013 vs. OTT (34 saves, 3-0 win) and Feb. 18, 2013 at FLA (37 saves, 3-0 win)...Had a scoreless streak at 151:46 (Feb. 14-19, 2013)...Appeared in 22 games with Toronto Marlies, posting a 14-7-1 record with a 2.22 GAA, .917 spt and two shutouts.

2011-12: Split season with Marlies and Maple Leafs...Stopped 35 shots April 5, 2012 vs. TBL (3-2 OTW)...Stopped 29 shots March 31, 2012 vs. BUF (4-3 win)...Stopped 38 shots Nov. 10, 2011 at STL (3-2 SOW)...Won his NHL debut Nov. 3, 2011 at CBJ (38 saves in 2-1 win)...Appeared in 39 games for the Marlies, posting a 22-15-1 record with a 2.04 GAA, .926 spt and four shutouts...Ranked first in the AHL in GAA...Won AHL's Harry "Hap" Holmes Memorial Award, presented to the goaltender(s) with at least 25 games played on the team which allows the fewest goals in the regular season...Named AHL Goaltender of the Month for March 2012...PLAY-OFFS: Helped Marlies reach Calder Cup Final.

2010-11: Appeared in 33 games for the Marlies, posting a 13-12-4 record with a 2.33 GAA, .924 spt and two shutouts...Among AHL rookie goaltenders he ranked third in spt and fourth in GAA...Recalled by Maple Leafs Feb. 19, 2011 but did not appear in a game...Appeared in 13 games for Reading (ECHL), posting a 10-3-0 record with a 2.23 GAA and .938 spt...Also appeared in three playoff games for Reading.

2009-10: Finished senior season at Cornell, posting a 21-9-4 record with a 1.87 GAA, .934 spt and seven shutouts...Ranked first in the NCAA in shutouts, spt and GAA (tied for first)...Recorded third longest scoreless streak in NCAA history, going 267:11 without allowing a goal...Named NCAA East All-American...Named ECAC First-Team All-Star and won the ECAC Hockey Ken Dryden Award as the league's top goaltender...Finalist for the Hobey Baker Award.

2008-09: Appeared in 36 games at Cornell, posting a 22-10-4 record with a 1.81 GAA, .931 spt and seven shutouts...Named ECAC Second-Team All-Star and honorable mention for the All-Ivy League team.

2007-08: Appeared in 35 games at Cornell, posting a 19-12-3 record with a 2.02 GAA, .930 spt and four shutouts.

2006-07: Played freshman year at Cornell, posting a 3-6-2 record with a 2.30 GAA, .911 spt and one shutout.

LAST AMATEUR CLUB: Cornell, NCAA.

TRANSACTIONS: Signed by TOR as an unrestricted free agent on April 28, 2010.

PERSONAL: Nickname: Scrivy, Professor...Off-season home: Denver...Wife: Jenny...Favorite movie: Invention of Lying...Favorite TV show: Arrested Development...Favorite band: Alexisonfire, Tragically Hip...Favorite book: Drunkard's Walk...Favorite sport other than hockey: beach tennis...Favorite hockey moment: first NHL shutout...Favorite vacation spot: Jackfish Lake, Alberta...First job: McDonald's...Helps the environment by: "waste not, want not."

CAREER HIGHLIGHTS

FIRST NHL GAME: Nov. 3, 2011 at Columbus (with Toronto)

FIRST NHL WIN: Nov. 3, 2011 at Columbus (with Toronto)

FIRST NHL SHUTOUT: Feb. 16, 2013 vs. Ottawa (3-0 win)

MOST SHOTS, GAME: 45, April 3, 2012 at Buffalo

MOST SAVES, GAME: 40, March 26, 2013 vs. Florida

LONGEST WINNING STREAK: 2, Feb. 16 to Feb. 18, 2013

CAREER SHUTOUTS: 2, Last: Feb. 18, 2013 at Florida (3-0 win)

CAREER PENALTY SHOTS: None

CAREER SHOOTOUT RECORD: 1-1

CAREER SHOOTOUT SAVE PERCENTAGE: .600 (3/5)

CAREER ASSISTS: None

CAREER PENALTY MINUTES: 6, Last: April 16, 2013 at Washington

CAREER STATISTICS

Season	Team	Lge	REGULAR SEASON										Svs	Pct
			GP	Min	GA	EN	SO	GAA	W	L	OTL			
2010-11	Toronto Marlies	AHL	33	1,930	75	3	2	2.33	13	12	5		987	.924
2010-11	Reading Royals	ECHL	13	779	29	1	0	2.23	10	3	0		442	.938
2011-12	Toronto Marlies	AHL	39	2,293	78	3	4	2.04	22	15	1		974	.926
2011-12	Toronto Maple Leafs	NHL	12	672	35	4	0	3.13	4	5	2		324	.903
2012-13	Toronto Marlies	AHL	22	1,325	49	4	2	2.22	14	7	1		538	.917
2012-13	Toronto Maple Leafs	NHL	20	1,025	46	0	2	2.69	7	9	0		496	.915

NHL Totals 32 1,697 81 4 2 2.86 11 14 2 820 .910

PLAYOFFS

Season	Team	Lge	GP	Min	GA	EN	SO	GAA	W	L	Svs	Pct
2010-11	Reading Royals	ECHL	3	107	9	1	0	5.04	0	1	62	.873
2011-12	Toronto Marlies	AHL	17	1,030	33	4	3	1.92	11	6	476	.935

NHL Totals 0 0 0 0 0 0.00 0 0 0 .000



TYLER TOFFOLI

73

Position: Center / **Shoots:** Right
Height: 6-1 / **Weight:** 196
Age: 21 (Turns 22 on April 24, 2014)
Birthplace: Scarborough, Ontario
 (April 24, 1992)

ACQUIRED BY KINGS: Selected by the Kings in the second round (47th overall) in the 2010 NHL Entry Draft.

2012-13: Played 10 games with the Kings (his first in the NHL) and 58 games with Manchester...Assist March 30, 2013 at MIN...Assist March, 2013 28 at STL...Goal March 25, 2013 at CHI...First career NHL points (1-1=2) March 18, 2013 vs. PHX (second NHL game)...Made NHL debut March 16, 2013 vs. SJ...On Manchester he ranked: first in goals, third in points, first in plus-minus (+20), second in PPG (six) and first in SHG (three)...In the AHL he ranked: tied for 10th in goals (second among rookies), tied for third in SHG (first among rookies), tied for 11th in plus-minus (tied for second among rookies) and fourth among rookies in points...Named to 2013 AHL All-Star Team (had 1-1=2 in game)...Named AHL Rookie Of The Year and to the AHL All-Rookie Team...PLAYOFFS: NHL rankings among rookies were the following: tied for first in points, tied for fifth in goals, tied for second in assists and tied for first in plus-minus (+5)...First career NHL playoff game in Game 5 of the Western Conference Quarterfinals (May 8, 2013 at STL).

2011-12: In OHL he ranked: second in points, first in goals, tied for 10th in assists, tied for second in SHG (seven) and tied for 11th in plus-minus (+31)...Recipient of Jim Mahon Memorial Trophy as the OHL's top scoring right-winger...OHL First-Team All-Star...Recorded a point in 53 of 65 regular season games...Helped Ottawa advance to the OHL's Eastern Conference Finals...In OHL playoffs he ranked: tied for second in goals, tied for sixth in PPG (three) and tied for third in GWG (three).

2010-11: Co-led OHL in points, recipient of OHL Leading Scorer Award (Eddie Powers Memorial Trophy)...OHL First-Team All-Star...In OHL he ranked: first in goals, tied for 13th in assists, tied for fifth in SHG (four), tied for sixth in GWG (eight) and tied for fifth in plus-minus (+44)...Four goals March 20, 2011 vs. Sudbury...Five goals Dec. 29, 2010 vs. Kingston...Points (30-27=57) in 25 straight games (Nov. 7, 2010 to Jan. 15, 2011)...Led Ottawa in playoffs in points and assists, co-lead in goals...Made pro debut with Manchester (scored a goal) April 10, 2011 at Providence.

2009-10: Second on Ottawa in points, goals and plus-minus (+25)...Led club in PPG (10), third in assists...Played in OHL All-Star Classic (five assists in game)...Recorded three points in a game six times...Points (9-7=16) and goals (9g) in six straight games (Nov. 18 to Nov. 29, 2009)...Helped Ottawa advance to the OHL's Eastern Conference Semifinals...Tied for first on club in

playoff points, second in playoff goals.

2008-09: Named to OHL All-Rookie Team...Led Ottawa rookies in goals, assists, points (12th among OHL rookies) and PPG (five)...Points (6-4=10) in five straight games (Feb. 28 to March 8, 2009)...Third overall on Ottawa in playoff assists, tied for second in playoff plus-minus (+3).

2007-08: Began junior tenure with Toronto (OPJHL).

LAST AMATEUR CLUB: Ottawa, OHL.

INTERNATIONAL PLAY: Played for Team Canada at the following tournament: 2009 Ivan Hlinka Tournament, gold medal.

PERSONAL: Nickname: Toff or Muff...Off-season home: Toronto and Ottawa...Favorite movie: The Shawshank Redemption...Favorite TV show: How I Met Your Mother and Family Guy...Favorite sport to play other than hockey: Golf...Favorite hockey moment: First NHL game...Favorite vacation spot: Aruba...Hockey superstitions: None...First job: at goalie school-shooting on goalies...Why do you wear the jersey number that you do: Training camp number...Helps the environment by: Recycling.

CAREER HIGHLIGHTS

FIRST NHL GAME: March 16, 2013 vs. San Jose

FIRST NHL GOAL: March 18, 2013 vs. Phoenix

FIRST NHL ASSIST: March 18, 2013 vs. Phoenix

MOST POINTS, GAME: 2, March 18, 2013 vs. Phoenix

MOST GOALS, GAME: 1, 2x's (Last: March 25, 2013 at Chicago)

MOST ASSISTS, GAME: 1, 3x's (Last: March 30, 2013 at Minnesota)

LONGEST POINT STREAK: 3, March 25 to March 30, 2013: 1-2=3

LONGEST GOAL STREAK: 1, 2x's (Last: March 25, 2013: 1g)

LONGEST ASSIST STREAK: 2, March 28 to March 30, 2013: 2a

CAREER POWER-PLAY GOALS: 1, March 18, 2013

CAREER SHORT-HANDED GOALS: None

CAREER GAME-WINNING GOALS: None

CAREER PENALTY SHOTS: None

CAREER OVERTIME GOALS: None

CAREER SHOOTOUT GOALS/ATTEMPTS: None

CAREER PLUS-MINUS: +3

CAREER STATISTICS

Season	Team	Lge	REGULAR SEASON							PLAYOFFS						
			GP	G	A	Pts	PIM			GP	G	A	Pts	PIM		
2010-11	Manchester Monarchs	AHL	1	1	0	1	0			5	1	0	1	6		
2012-13	Manchester Monarchs	AHL	58	28	23	51	18			0	0	0	0	0		
2012-13	Los Angeles Kings	NHL	10	2	3	5	2			12	2	4	6	0		
NHL/KINGS Totals			10	2	3	5	2			12	2	4	6	0		



KINGS PLAYERS IN THE SYSTEM



ANDY ANDREOFF

Position: Left Wing / **Shoots:** Left
Height: 6-1 / **Weight:** 207
Age: 22 (Turns 23 on May 17, 2014)
Birthplace: Pickering, Ontario
 (May 17, 1991)

ACQUIRED BY KINGS: Selected by the Kings in the third round (80th overall) in the 2011 NHL Entry Draft.

2012-13: Among Manchester rookies he ranked: fourth in points, fourth in goals and fourth in assists...**PLAY-OFFS:** Led Manchester in assists, was second in points...Recipient of Manchester's Mark Bavis Unsung Hero Award.

CAREER STATS												
SEASON	TEAM	LGE	REGULAR SEASON					PLAYOFFS				
			GP	G	A	PTS	PIM	GP	G	A	PTS	PIM
2007-08	Pickering Panthers	OPJHL	40	12	15	27	58	—	—	—	—	—
2007-08	Oshawa Generals	OHL	25	0	1	1	8	9	0	0	0	2
2008-09	Oshawa Generals	OHL	66	11	14	25	37	—	—	—	—	—
2009-10	Oshawa Generals	OHL	67	15	33	48	70	—	—	—	—	—
2010-11	Oshawa Generals	OHL	66	33	42	75	109	10	3	8	11	16
2011-12	Oshawa Generals	OHL	57	22	36	58	88	6	1	3	4	4
2011-12	Manchester Monarchs	AHL	5	1	0	1	4	4	2	0	2	2
2012-13	Manchester Monarchs	AHL	69	13	23	26	111	4	0	3	3	2

KINGS PLAYERS IN THE SYSTEM



ANDREW CAMPBELL

Position: Defense / **Shoots:** Left
Height: 6-4 / **Weight:** 206
Age: 25 (Turns 26 on Feb. 4, 2014)
Birthplace: Caledonia, Ontario
 (Feb. 4, 1988)

ACQUIRED BY KINGS: Selected by the Kings in the third round (74th overall) in the 2008 NHL Entry Draft.

2012-13: Served as an alternate captain for Manchester for second straight year...Recipient of Manchester's Community Service Award for second straight year...Named Manchester's American Specialty/AHL Man of the Year for the second straight season (for his outstanding contributions to the community and charitable organizations)...Recalled by the King during the season but did not play in a game.

CAREER STATS												
SEASON	TEAM	LGE	REGULAR SEASON					PLAYOFFS				
			GP	G	A	PTS	PIM	GP	G	A	PTS	PIM
2005-06	Sault Ste. Marie Greyhounds	OHL	31	1	3	4	23	3	0	0	0	4
2006-07	Sault Ste. Marie Greyhounds	OHL	63	4	14	18	75	13	0	1	1	6
2007-08	Sault Ste. Marie Greyhounds	OHL	68	13	22	35	64	14	2	3	5	13
2008-09	Manchester Monarchs	AHL	72	3	5	8	72	—	—	—	—	—
2009-10	Manchester Monarchs	AHL	74	2	9	11	68	16	1	4	5	6
2010-11	Manchester Monarchs	AHL	76	1	11	12	68	7	0	0	0	0
2011-12	Manchester Monarchs	AHL	76	2	17	19	54	4	0	0	0	9
2012-13	Manchester Monarchs	AHL	47	2	9	11	40	4	0	0	0	2



JEAN-FRANCOIS BERUBE

Position: Goal / **Catches:** Left
Height: 6-1 / **Weight:** 177
Age: 22 (Turns 23 on July 13, 2014)
Birthplace: Repentigny, Quebec
 (July 13, 1991)

ACQUIRED BY KINGS: Selected by the Kings in the fourth round (95th overall) in the 2009 NHL Entry Draft.

2012-13: Appeared in 24 regular season games with Ontario (ECHL), recording a 16-6-2 record with a 2.24 GAA, .910 spct and one shutout...Also appeared in two games with Manchester...**PLAYOFFS:** Ranked fourth in the ECHL in GAA...Helped Reign advance to the Western Conference Semifinals.

CAREER STATS												
SEASON	TEAM	LGE	REGULAR SEASON									
			GP	MIN	GA	EN	SO	GAA	W	L	OTL	SVS
2008-09	Montreal Juniors	QMJHL	68	1,059	51	1	1	2.89	6	7	2	457
2009-10	Montreal Juniors	QMJHL	65	2,393	121	5	1	3.03	17	23	0	1,057
2009-10	Manchester Monarchs	AHL	3	180	11	0	0	3.67	2	1	0	65
2010-11	Montreal Juniors	QMJHL	50	2,935	127	0	3	2.60	32	7	8	1,168
2011-12	Ontario Reign	ECNL	37	2,091	100	2	4	2.87	17	13	4	974
2012-13	Manchester Monarchs	AHL	2	97	7	0	0	4.32	0	2	0	47
2012-13	Ontario Reign	ECNL	24	1,418	53	1	1	2.24	16	6	2	534
SEASON	TEAM	LGE	PLAYOFFS									
			GP	MIN	GA	EN	SO	GAA	W	L	SVS	PCT
2008-09	Montreal Juniors	QMJHL	1	20	1	0	0	3.00	0	0	29	.967
2009-10	Montreal Juniors	QMJHL	7	450	18	0	0	2.40	3	4	183	.910
2010-11	Montreal Juniors	QMJHL	10	623	29	3	2	2.79	6	4	265	.901
2011-12	Ontario Reign	ECNL	4	206	11	0	0	3.20	1	2	79	.878
2012-13	Ontario Reign	ECNL	10	608	21	1	1	2.07	6	4	223	.914

MARC-ANDRE CLICHE



Position: Center / **Shoots:** Right
Height: 6-0 / **Weight:** 202
Age: 26 (Turns 27 on March 23, 2014)
Birthplace: Rouyn-Noranda, Quebec
 (March 23, 1987)

ACQUIRED BY KINGS: From the NYR with Jason Ward, Jan Marek and a third-round selection in the 2008 NHL Entry Draft (later traded to BUF on June 21, 2008) for Sean Avery and John Seymour on Feb. 5, 2007.

2012-13: Served as Manchester's team captain for the third season...Recorded 20 points (10-10=20) and 46 penalty minutes in 57 regular season games for Manchester.

CAREER STATS												
SEASON	TEAM	LGE	REGULAR SEASON					PLAYOFFS				
			GP	G	A	PTS	PIM	GP	G	A	PTS	PIM
2003-04	Lewiston MAINEiacs	QMJHL	52	8	10	18	17	7	1	2	3	0
2004-05	Lewiston MAINEiacs	QMJHL	19	4	4	8	8	—	—	—	—	—
2005-06	Lewiston MAINEiacs	QMJHL	66	37	45	82	60	6	2	2	4	0
2006-07	Lewiston MAINEiacs	QMJHL	52	24	30	54	42	16	6	16	22	10
2007-08	Manchester Monarchs	AHL	52	11	10	21	25	4	0	1	1	2
2008-09	Manchester Monarchs	AHL	31	5	4	9	19	—	—	—	—	—
2009-10	Manchester Monarchs	AHL	66	11	14	25	45	12	1	1	2	8
2009-10	Los Angeles Kings	NHL	1	0	0	0	0	—	—	—	—	—
2010-11	Manchester Monarchs	AHL	63	14	21	35	35	—	—	—	—	—
2011-12	Manchester Monarchs	AHL	72	17	24	41	35	4	1	0	1	6
2012-13	Manchester Monarchs	AHL	57	10	10	20	46	3	0	0	0	4
NHL/KINGS Totals			1	0	0	0	0	0	0	0	0	0

INTERNATIONAL PLAY: Played for Team Canada at the following tournament: World Junior Championships (2007, 5 GP, 0-0=0, gold medal).



ANDREW BODNARCHUK

Position: Defense / **Shoots:** Left
Height: 5-10 / **Weight:** 189
Age: 25 (Turns 26 on July 11, 2014)
Birthplace: Drumheller, Alberta
 (July 11, 1988)

ACQUIRED BY KINGS: Signed by the Kings as an unrestricted free agent on July 6, 2012.

2012-13: Among Manchester defensemen he ranked: third in points, third in goals, third in assists, second in penalty minutes and tied for first in plus-minus (+17)...Was a plus-2 three straight games (March 23-27, 2013)...Recalled by the Kings in January 2013 but did not play in a game.

INTERNATIONAL PLAY: Played for Team Canada at the following tournaments: (2004 World U17 Hockey Challenge), (2005 U18 Jr. World Cup, Gold Medal), (2005 Canada-Russia Challenge).

CAREER STATS												
SEASON	TEAM	LGE	REGULAR SEASON					PLAYOFFS				
			GP	G	A	PTS	PIM	GP	G	A	PTS	PIM
2005-06	Halifax Mooseheads	QMJHL	68	6	17	23	136	11	0	2	2	22
2006-07	Halifax Mooseheads	QMJHL	63	16	41	57	96	12	1	10	11	25
2006-07	Providence Bruins	AHL	—	—	—	—	—	—	—	—	—	—
2007-08	Halifax Mooseheads	QMJHL	65	10	33	43	89	14	0	9	9	16
2008-09	Providence Bruins	AHL	62	1	8	9	33	15	0	2	2	22
2009-10	Providence Bruins	AHL	70	5	10	15	51	—	—	—	—	—
2009-10	Boston Bruins	NHL	5	0	0	0	2	—	—	—	—	—
2010-11	Providence Bruins	AHL	75	1	15	16	91	—	—	—	—	—
2011-12	Providence Bruins	AHL	63	5	12	17	44	—	—	—	—	—
2012-13	Manchester Monarchs	AHL	69	5	15	20	77	4	0	0	0	0
NHL Totals			5	0	0	0	2	0	0	0	0	0
KINGS Totals			0	0	0	0	0	0	0	0	0	0



ROBERT CZARNIK

Position: Center / **Shoots:** Right
Height: 6-0 / **Weight:** 189
Age: 23 (Turns 24 on Jan. 25, 2014)
Birthplace: Detroit, Mich.
 (Jan. 25, 1990)

ACQUIRED BY KINGS: Selected by the Kings in the third round (63rd overall) in the 2008 NHL Entry Draft.

2012-13: Played second pro year with Manchester, recording six points (4-2=6) and 22 penalty minutes in 51 regular season games...Also appeared in one playoff game for Manchester.

CAREER STATS												
SEASON	TEAM	LGE	REGULAR SEASON					PLAYOFFS				
			GP	G	A	PTS	PIM	GP	G	A	PTS	PIM
2006-07	U.S. Nat. Under-18 Team	NAHL	46	7	10	17	46	—	—	—	—	—
2007-08	U.S. Nat. Under-18 Team	NAHL	14	4	2	6	12	—	—	—	—	—
2008-09	U. of Michigan	NCAA	39	5	11	16	32	—	—	—	—	—
2009-10	U. of Michigan	NCAA	12	3	3	6	4	—	—	—	—	—
2009-10	Plymouth Whalers	OHL	43	17	32	49	28	9	0	4	4	6
2010-11	Plymouth Whalers	OHL	61	33	44	77	46	11	4	5	9	6
2011-12	Manchester Monarchs	AHL	49	8	15	23	32	4	2	0	2	2
2012-13	Manchester Monarchs	AHL	51	4	2	6	22	1	0	0	0	0

INTERNATIONAL PLAY: Played with Team USA at the following tournaments: World U18 Championships (2008, 7 GP, 3-5=8, bronze medal, tied club lead in points)...Other (2008 U18 Five Nations Tournament, 4 GP, 1-2=3, gold medal).

KINGS PLAYERS IN THE SYSTEM



NICOLAS DESLAURIERS

Position: Defense / **Shoots:** Left
Height: 6-1 / **Weight:** 209
Age: 22 (Turns 23 on Feb. 22, 2014)
Birthplace: LaSalle, Quebec
 (Feb. 22, 1991)

ACQUIRED BY KINGS: Selected by the Kings in the third round (84th overall) in the 2009 NHL Entry Draft.

2012-13: Among Manchester defensemen he ranked: second in points and second in assists...**PLAYOFFS:** Led Manchester in points and tied the team lead in goals... Had a point in all four playoff games.

CAREER STATS												
		REGULAR SEASON						PLAYOFFS				
SEASON	TEAM	LGE	GP	G	A	PTS	PIM	GP	G	A	PTS	PIM
2007-08	Rouyn-Noranda Huskies	QMJHL	42	2	7	9	38	4	0	0	0	0
2008-09	Rouyn-Noranda Huskies	QMJHL	68	11	19	30	80	6	2	2	4	8
2009-10	Rouyn-Noranda Huskies	QMJHL	65	9	36	45	72	11	2	6	8	2
2010-11	Gatineau Olympiques	QMJHL	48	13	30	43	53	24	5	15	20	19
2011-12	Manchester Monarchs	AHL	65	1	13	14	67	4	0	0	0	7
2012-13	Manchester Monarchs	AHL	63	4	19	23	80	4	2	2	4	2



DEREK FORBORT


Position: Defense / **Shoots:** Left
Height: 6-4 / **Weight:** 212
Age: 21 (Turns 22 on March 4, 2014)
Birthplace: Duluth, Minn.
 (March 4, 1992)

ACQUIRED BY KINGS: Selected by the Kings in the first round (15th overall) in the 2010 NHL Entry Draft.

2012-13: Played junior year at the University of North Dakota, recording 17 points (4-13=17), 22 penalty minutes and a plus-11 rating in 42 games...Among UND defensemen he ranked: third in points, third in goals and tied for second in assists...Made professional debut with Manchester April 12, 2013 vs. Connecticut...Played in six regular season games with Manchester, plus four postseason games.

INTERNATIONAL PLAY: Played for Team USA at the following tournaments: World Junior Championships (2012, 3 GP, 0-2=2), (2011, 6 GP, 0-0=0, bronze medal)...World U18 Championships (2010, 7 GP, 0-2=2, +9, gold medal).

CAREER STATS												
		REGULAR SEASON						PLAYOFFS				
SEASON	TEAM	LGE	GP	G	A	PTS	PIM	GP	G	A	PTS	PIM
2008-09	U.S. Nat. Under-18 Team	NAHL	2	0	1	1	6	—	—	—	—	—
2009-10	U.S. Nat. Dev. Team	USHL	26	4	10	14	26	—	—	—	—	—
2010-11	U. of North Dakota	NCAA	38	0	15	15	26	—	—	—	—	—
2011-12	U. of North Dakota	NCAA	35	2	11	13	28	—	—	—	—	—
2012-13	U. of North Dakota	NCAA	42	4	13	17	22	—	—	—	—	—
2012-13	Manchester Monarchs	AHL	6	0	1	1	0	4	0	0	0	4



MARTIN JONES

Position: Goal / **Catches:** Left
Height: 6-4 / **Weight:** 187
Age: 23 (Turns 24 on Jan. 10, 2014)
Birthplace: North Vancouver, B.C.
 (Jan. 10, 1990)

ACQUIRED BY KINGS: Signed by the Kings as an unrestricted free agent on Oct. 2, 2008.


2012-13: AHL rankings were the following: fourth in wins, tied for sixth in shutouts, second in minutes and second in saves...Went 15-7-1 in 23-game span (Feb. 22-April 20, 2013)...Won six straight games (April 7-20, 2013)...Won five of his first six decisions (Oct. 12-28, 2012).

INTERNATIONAL PLAY: Played for Team Canada at the following tournament: World Junior Championships (2010, 2 GP, 1-1-0, 2.30 GAA, .917 spct, silver medal).

CAREER STATS												
		REGULAR SEASON										
SEASON	TEAM	LGE	GP	MIN	GA	EN	SO	GAA	W	L	SVS	PCT
2006-07	Calgary Hitmen	WHL	18	1,029	52	0	0	3.03	9	4	3	.398
2007-08	Calgary Hitmen	WHL	27	1,529	54	1	1	2.12	18	8	1	.551
2008-09	Calgary Hitmen	WHL	55	3,295	114	1	7	2.08	45	5	4	.123
2009-10	Calgary Hitmen	WHL	48	2,851	105	2	8	2.21	36	11	1	.192
2010-11	Ontario Reign	ECHL	1	64	4	0	0	3.76	1	0	0	.26
2010-11	Manchester Monarchs	AHL	39	2,187	82	3	4	2.25	23	12	1	.996
2011-12	Manchester Monarchs	AHL	41	2,166	94	4	1	2.60	18	17	2	.104
2012-13	Manchester Monarchs	AHL	56	3,347	141	8	5	2.53	27	25	4	.160

PLAYOFFS												
SEASON	TEAM	LGE	GP	MIN	GA	EN	SO	GAA	W	L	SVS	PCT
2007-08	Calgary Hitmen	WHL	5	250	12	2	0	2.88	2	1	87	.879
2008-09	Calgary Hitmen	WHL	18	1,095	34	3	2	1.86	14	4	394	.921
2009-10	Calgary Hitmen	WHL	23	1,401	55	1	2	2.36	16	7	592	.915
2010-11	Manchester Monarchs	AHL	4	213	9	0	0	2.54	2	1	105	.921
2011-12	Manchester Monarchs	AHL	3	155	6	1	0	2.33	1	1	84	.933
2012-13	Manchester Monarchs	AHL	4	277	10	0	0	2.16	1	3	137	.932

KINGS PLAYERS IN THE SYSTEM



MAXIM KITSYN


Position: Left Wing / **Shoots:** Right
Height: 6-3 / **Weight:** 207
Age: 21 (Turns 22 on Dec. 24, 2013)
Birthplace: Novokuznetsk, Russia
 (Dec. 24, 1991)

ACQUIRED BY KINGS: Selected by the Kings in the sixth round (158th overall) in the 2010 NHL Entry Draft.

2012-13: Played with Nizhny Novgorod of the KHL, recording zero points and four penalty minutes in eight games...Also played with HK Sarov of the VHL (the second-highest league in Russia), recording 12 points (9-3=12) and 63 penalty minutes in 29 regular season games and two points (1-1=2) and four penalty minutes in five playoff games.

INTERNATIONAL PLAY: Played for Team Russia at the following tournaments: World Junior Championships (2011, 7 GP, 5-4=9, +7, gold medal, led club in goals), (2010, 6 GP, 0-3=3)...World U18 Championships (2009, 7 GP, 4-4=8, silver medal)...Other (2008 Ivan Hlinka Tournament).

CAREER STATS												
		REGULAR SEASON						PLAYOFFS				
SEASON	TEAM	LGE	GP	G	A	PTS	PIM	GP	G	A	PTS	PIM
2008-09	Novokuznetsk Metallurg	KHL	31	5	2	7	26	—	—	—	—	—
2009-10	Novokuznetsk Metallurg	KHL	21	1	1	2	12	—	—	—	—	—
2009-10	Kuznetskie Medvedi	MHL	11	6	12	18	24	17	9	12	21	42
2010-11	Novokuznetsk Metallurg	KHL	18	3	4	7	8	—	—	—	—	—
2010-11	Kuznetskie Medvedi	MHL	3	1	1	2	2	—	—	—	—	—
2010-11	Metallurg St. Michael's Majors	OHL	32	9	17	26	24	20	10	9	19	14
2011-12	Novokuznetsk Metallurg	KHL	32	1	2	3	13	—	—	—	—	—
2011-12	Kuznetskie Medvedi	MHL	10	7	1	8	10	7	3	3	6	8
2011-12	Angarsk Yermak	VHL	6	2	2	4	0	4	0	0	0	4
2012-13	Nizhny Novgorod	KHL	8	0	0	0	4	—	—	—	—	—
2012-13	HK Sarov	VHL	29	3	9	12	63	5	1	1	2	4



BRANDON KOZUN

Position: Right Wing / **Shoots:** Right
Height: 5-8 / **Weight:** 167
Age: 23 (Turns 24 on March 8, 2014)
Birthplace: Los Angeles, Calif.
 (March 8, 1990)

ACQUIRED BY KINGS: Selected by the Kings in the sixth round (179th overall) in the 2009 NHL Entry Draft.

2012-13: Rankings on Manchester were the following: second in points, second in goals, second in assists and first in PPG (seven)...In the AHL he ranked 18th in points and tied for 13th in goals...Had a multi-point effort in five out of six games (Feb. 15-24, 2013)...Recipient of Manchester's Fan Favorite Award.

INTERNATIONAL PLAY: Played for Team Canada at the following tournament: World Junior Championships (2010, 6 GP, 3-4=7, +6, silver medal).

CAREER STATS												
		REGULAR SEASON						PLAYOFFS				
SEASON	TEAM	LGE	GP	G	A	PTS	PIM	GP	G	A	PTS	PIM
2006-07	Calgary Royals	AJHL	39	20	22	42	38	—	—	—	—	—
2006-07	Calgary Hitmen	WHL	11	1	1	2	4	—	—	—	—	—
2007-08	Calgary Hitmen	WHL	69	19	34	53	46	16	4	14	18	6
2008-09	Calgary Hitmen	WHL	72	40	68	108	58	18	7	12	19	8
2009-10	Calgary Hitmen	WHL	65	32	75	107	50	23	8	22	30	12
2010-11	Manchester Monarchs	AHL	73	23	25	48	48	7	1	3	4	2
2011-12	Manchester Monarchs	AHL	74	20	26	46	58	3	1	1	2	2
2012-13	Manchester Monarchs	AHL	74	26	30	56	52	4	0	2	2	0



KURTIS MACDERMID

Position: Defense / **Shoots:** Left
Height: 6-5 / **Weight:** 208
Age: 19 (Turns 20 on March 25, 2014)
Birthplace: Sauble Beach, Ontario
 (March 25, 1994)

ACQUIRED BY KINGS: Signed by the Kings as an unrestricted free agent on Sept. 12, 2012.

2012-13: Recorded eight points (1-7=8), 110 penalty minutes and a plus-7 rating in 65 regular season games with Owen Sound (OHL)...Ranked second on Owen Sound in penalty minutes...**PLAYOFFS:** Recorded three assists, 11 penalty minutes and a plus-3 rating in 12 games.

CAREER STATS												
		REGULAR SEASON						PLAYOFFS				
SEASON	TEAM	LGE	GP	G	A	PTS	PIM	GP	G	A	PTS	PIM
2011-12	Owen Sound Attack	OHL	9	0	2	2	7	—	—	—	—	—
2012-13	Owen Sound Attack	OHL	65	1	7	8	110	12	0	3	3	11

KINGS PLAYERS IN THE SYSTEM



COLIN MILLER

Position: Defense / **Shoots:** Right
Height: 6-1 / **Weight:** 201
Age: 20 (Turns 21 on Oct. 29, 2013)
Birthplace: Sault Ste. Marie, Ontario
 (Oct. 29, 1992)

ACQUIRED BY KINGS: Selected by the Kings in the first round (151st overall) in the 2012 NHL Draft.

2012-13: Rankings among Sault. Ste. Marie (OHL) defensemen were the following: second in points, tied for first in goals and second in assists...Among OHL defensemen he ranked fourth in points and tied for first in goals...Was Sault Ste. Marie's team captain...Named OHL Third-Team All-Star...Recipient of the OHL Commitment Award "Mickey Renaud Captain's Trophy," awarded annually to the OHL team captain who best exemplifies leadership on and off the ice, with a passion and dedication to the game of hockey and his community.

CAREER STATS											
SEASON	TEAM	LGE	REGULAR SEASON				PLAYOFFS				
			GP	G	A	PTS	PIM	GP	G	A	PTS
2010-11	Sault Ste. Marie Greyhounds	OHL	66	3	19	22	44	—	—	—	—
2011-12	Sault Ste. Marie Greyhounds	OHL	54	8	20	28	79	—	—	—	—
2012-13	Sault Ste. Marie Greyhounds	OHL	54	20	35	55	78	6	1	6	7

KINGS PLAYERS IN THE SYSTEM



ALEX ROACH

Position: Defense / **Shoots:** Left
Height: 6-5 / **Weight:** 224
Age: 20 (Turns 21 on April 19, 2014)
Birthplace: Quesnel, British Columbia
 (April 19, 1993)

ACQUIRED BY KINGS: Signed by the Kings as an unrestricted free agent on Sept. 26, 2011.

2012-13: Among Calgary (WHL) defensemen he ranked: first in points (tied for ninth overall among WHL defensemen), goals and assists...Tied for first among club defensemen in PPG (four)...Led club in plus-minus (+42, 11th overall in WHL)...Named a WHL Second-Team All-Star.

CAREER STATS											
SEASON	TEAM	LGE	REGULAR SEASON				PLAYOFFS				
			GP	G	A	PTS	PIM	GP	G	A	PTS
2009-10	Quesnel Millionaires	BCHL	4	0	0	0	2	—	—	—	—
2010-11	Calgary Hitmen	WHL	61	4	12	16	77	—	—	—	—
2011-12	Calgary Hitmen	WHL	61	4	14	18	78	5	1	2	3
2012-13	Calgary Hitmen	WHL	62	15	34	49	72	17	2	4	6




BRIAN O'NEILL

Position: Right Wing / **Shoots:** Right
Height: 5-9 / **Weight:** 173
Age: 25 (Turns 26 on June 1, 2014)
Birthplace: Yardley, Pa.
 (June 1, 1988)

ACQUIRED BY KINGS: Signed by the Kings as an unrestricted free agent on March 15, 2012.

2012-13: Played first full season with Manchester after beginning his pro career late in 2011-12. Recorded 15 points (3-12=15) and 18 penalty minutes in 49 regular season games and one point (goal) in four playoff games...Recorded two assists Jan. 15, 2013 vs. Springfield and Jan. 20, 2013 vs. Portland.

CAREER STATS											
SEASON	TEAM	LGE	REGULAR SEASON				PLAYOFFS				
			GP	G	A	PTS	PIM	GP	G	A	PTS
2007-08	Chicago Steel	USHL	60	23	38	61	40	7	3	2	5
2008-09	Yale University	NCAA	33	12	14	26	37	—	—	—	—
2009-10	Yale University	NCAA	34	16	29	45	20	—	—	—	—
2010-11	Yale University	NCAA	36	20	26	46	39	—	—	—	—
2011-12	Yale University	NCAA	35	21	25	46	26	—	—	—	—
2011-12	Manchester Monarchs	AHL	12	1	1	2	4	4	0	1	1
2012-13	Manchester Monarchs	AHL	49	3	12	15	18	4	1	0	1



NICK SHORE


Position: Center / **Shoots:** Right
Height: 6-1 / **Weight:** 188
Age: 21 (Turns 22 on Sept. 26, 2014)
Birthplace: Denver, Colo.
 (Sept. 26, 1992)

ACQUIRED BY KINGS: Selected by the Kings in the third round (82nd overall) in the 2011 NHL Entry Draft.

2012-13: Played junior year at the University of Denver, recording 34 points (14-20=34) and 47 penalty minutes in 39 games played...His rankings on the University of Denver were the following: first in points, second in goals, tied for first in assists, tied for second in PPG (five) and tied for first in GWG (four, tied for eighth overall in the WCHA)...Named to All-WCHA Academic Team.

CAREER STATS											
SEASON	TEAM	LGE	REGULAR SEASON				PLAYOFFS				
			GP	G	A	PTS	PIM	GP	G	A	PTS
2008-09	U.S. Nat. Under-18 Team	NAHL	42	10	11	21	30	—	—	—	—
2009-10	U.S. Nat. Dev. Team	USHL	26	6	14	20	10	—	—	—	—
2010-11	U. of Denver	NCAA	33	7	11	18	37	—	—	—	—
2011-12	U. of Denver	NCAA	43	13	28	41	16	—	—	—	—
2012-13	U. of Denver	NCAA	39	14	20	34	47	—	—	—	—

INTERNATIONAL PLAY: Played for Team USA at the following tournament: World U18 Championships (2010, 7 GP, 3-7=10, gold medal, tied for team lead in points).



TANNER PEARSON

Position: Left Wing / **Shoots:** Left
Height: 6-1 / **Weight:** 200
Age: : 21 (Turns 22 on Aug. 10, 2014)
Birthplace: Kitchener, Ontario
 (Aug. 10, 1992)

ACQUIRED BY KINGS: Selected by the Kings in the first round (30th overall) in the 2012 NHL Draft.

2012-13: Made NHL debut in Game 3 of the Western Conference Semifinals (May 18, 2013 at SJ)...He became the third player in Kings history to make his NHL debut during the playoffs...Among AHL rookies he ranked: tied for seventh in points, tied for seventh in goals, tied for ninth in assists and tied for eighth in plus-minus (+17).

INTERNATIONAL PLAY: Played for Team Canada at the following tournaments: World Junior Championships (2012, 6 GP, 1-5=6, bronze medal)...Other (2011 Super Series).

CAREER STATS											
SEASON	TEAM	LGE	REGULAR SEASON				PLAYOFFS				
			GP	G	A	PTS	PIM	GP	G	A	PTS
2010-11	Barrie Colts	OHL	66	15	27	42	35	—	—	—	—
2011-12	Barrie Colts	OHL	60	37	54	91	37	—	—	—	—
2012-13	Manchester Monarchs	AHL	64	19	28	47	14	4	0	1	1
2012-13	Los Angeles Kings	NHL	—	—	—	—	—	1	0	0	0
NHL/KINGS Totals			0	0	0	0	0	1	0	0	0



LINDEN VEY

Position: Right Wing / **Shoots:** Right
Height: 6-0 / **Weight:** 189
Age: 22 (Turns 23 on July 17, 2014)
Birthplace: Wakaw, Saskatchewan
 (July 17, 1991)

ACQUIRED BY KINGS: Selected by the Kings in the fourth round (96th overall) in the 2009 NHL Entry Draft.

2012-13: Rankings on Manchester were the following: first in points (tied for fifth overall in AHL), third in goals, first in assists (sixth overall in AHL) and second in plus-minus (+18)...Had four assists in two games (Nov. 20, 2012 at Portland and Jan. 11, 2013 vs. Albany)...Recipient of Manchester's Ace Bailey Most Valuable Player Award.

CAREER STATS											
SEASON	TEAM	LGE	REGULAR SEASON				PLAYOFFS				
			GP	G	A	PTS	PIM	GP	G	A	PTS
2006-07	Medicine Hat Tigers	WHL	2	0	0	0	2	—	—	—	—
2007-08	Medicine Hat Tigers	WHL	48	8	9	17	21	5	0	1	1
2008-09	Medicine Hat Tigers	WHL	71	24	48	72	20	11	2	5	7
2009-10	Medicine Hat Tigers	WHL	72	24	51	75	34	12	2	6	8
2010-11	Medicine Hat Tigers	WHL	69	46	70	116	36	15	12	13	25
2011-12	Manchester Monarchs	AHL	74	19	24	43	16	4	2	4	6
2012-13	Manchester Monarchs	AHL	74	22	45	67	32	4	2	0	2

INTERNATIONAL PLAY: Played for Team Canada at the following tournaments: (2009 Super Series), (2008 World U17 Hockey Challenge, bronze medal).

KINGS PLAYERS IN THE SYSTEM



JORDAN WEAL

Position: Center / **Shoots:** Right
Height: 5-10 / **Weight:** 179
Age: 21 (Turns 22 on April 15, 2014)
Birthplace: North Vancouver, British Columbia (April 15, 1992)

ACQUIRED BY KINGS: Selected by the Kings in the third round (70th overall) in the 2010 NHL Entry Draft.

2012-13: Among Manchester rookies he ranked: third in points, third in goals and third in assists...Had three points in his first 21 games (1-2=3) and 30 points in his final 42 games (14-16=30)...From February 12 to April 12, 2013 (24 games) he had 23 points (9-14=23).

INTERNATIONAL PLAY: Played for Team Canada at the following tournaments: World U18 Championships (2010, 6 GP, 3-6=9, led club in points)...Other (2009 Ivan Hlinka Tournament, gold medal).

CAREER STATS												
SEASON	TEAM	LGE	REGULAR SEASON					PLAYOFFS				
			GP	G	A	PTS	PIM	GP	G	A	PTS	PIM
2007-08	Regina Pats	WHL	3	0	1	1	0	4	0	0	0	0
2008-09	Regina Pats	WHL	65	16	54	70	26	—	—	—	—	—
2009-10	Regina Pats	WHL	72	35	67	102	54	—	—	—	—	—
2010-11	Regina Pats	WHL	72	43	53	96	70	—	—	—	—	—
2010-11	Manchester Monarchs	AHL	7	0	1	1	0	—	—	—	—	—
2011-12	Regina Pats	WHL	70	41	75	116	36	5	1	4	5	0
2011-12	Manchester Monarchs	AHL	2	0	0	0	0	—	—	—	—	—
2012-13	Manchester Monarchs	AHL	63	15	18	33	38	4	0	2	2	4

KINGS PROSPECTS

NIC DOWD

Position: Center / **Shoots:** Right
Height: 6-2 / **Weight:** 196
Age: 23 (Turns 24 on May 27, 2014)
Birthplace: Huntsville, Ala. (May 27, 1990)



ACQUIRED BY KINGS: Selected by the Kings in the seventh round (198th overall) in the 2009 NHL Entry Draft.

SEASON	TEAM	LGE	REGULAR SEASON					PLAYOFFS				
			GP	G	A	PTS	PIM	GP	G	A	PTS	PIM
2008-09	St. Louis Bandits	NAHL	3	0	0	0	2	—	—	—	—	—
2008-09	Wenatchee Wild	NAHL	43	16	33	49	71	—	—	—	—	—
2009-10	Indiana Ice	USHL	46	16	23	39	48	9	2	4	6	2
2010-11	St. Cloud State	NCAA	36	5	13	18	34	—	—	—	—	—
2011-12	St. Cloud State	NCAA	39	11	13	24	36	—	—	—	—	—
2012-13	St. Cloud State	NCAA	41	14	25	39	41	—	—	—	—	—

KEVIN GRAVEL

Position: Defense / **Shoots:** Left
Height: 6-4 / **Weight:** 198
Age: 21 (Turns 22 on March 6, 2014)
Birthplace: Kingsford, Mich. (March 6, 1992)



ACQUIRED BY KINGS: Selected by the Kings in the fifth round (148th overall) in the 2010 NHL Entry Draft.

SEASON	TEAM	LGE	REGULAR SEASON					PLAYOFFS				
			GP	G	A	PTS	PIM	GP	G	A	PTS	PIM
2008-09	Marquette Rangers	NAHL	58	3	11	14	29	—	—	—	—	—
2009-10	Sioux City Musketeers	USHL	53	3	6	6	36	—	—	—	—	—
2010-11	St. Cloud State	NCAA	36	1	5	6	4	—	—	—	—	—
2011-12	St. Cloud State	NCAA	37	1	7	8	12	—	—	—	—	—
2012-13	St. Cloud State	NCAA	42	1	11	12	25	—	—	—	—	—

KINGS PROSPECTS

JUSTIN AUGER

Position: Right Wing / **Shoots:** Right
Height: 6-7 / **Weight:** 229
Age: 19 (Turns 20 on May 14, 2014)
Birthplace: Kitchener, Ontario (May 14, 1994)



ACQUIRED BY KINGS: Selected by the Kings in the fourth round (103rd overall) in the 2013 NHL Draft.

SEASON	TEAM	LGE	REGULAR SEASON					PLAYOFFS				
			GP	G	A	PTS	PIM	GP	G	A	PTS	PIM
2011-12	Guelph Storm	OHL	58	7	14	39	6	0	0	0	0	0
2012-13	Guelph Storm	OHL	68	16	17	33	39	5	0	0	0	0

PATRIK BARTOSAK

Position: Goal / **Catches:** Left
Height: 6-1 / **Weight:** 193
Age: 20 (Turns 21 on March 29, 2014)
Birthplace: Koprivnice, Czech Republic (March 29, 1993)



ACQUIRED BY KINGS: Selected by the Kings in the fifth round (146th overall) in the 2013 NHL Draft.

			REGULAR SEASON											
SEASON	TEAM	LGE	GP	MIN	GA	EN	SO	GAA	W	L	OTL	SVS	PCT	
2011-12	Red Deer Rebels	WHL	25	1,466	67	3	1	2.74	14	10	1	722	915	
2012-13	Red Deer Rebels	WHL	55	3,134	118	5	5	2.26	33	14	5	1,695	935	
			PLAYOFFS											
SEASON	TEAM	LGE	GP	MIN	GA	EN	SO	GAA	W	L	SVS	PCT		
2012-13	Red Deer Rebels	WHL	9	548	18	2	1	1.97	5	4	289	941		

JONNY BRODZINSKI

Position: Right Wing / **Shoots:** Right
Height: 6-0 / **Weight:** 202
Age: 20 (Turns 21 on June 19, 2014)
Birthplace: Ham Lake, Minn. (June 19, 1993)



ACQUIRED BY KINGS: Selected by the Kings in the fifth round (148th overall) in the 2013 NHL Draft.

SEASON	TEAM	LGE	REGULAR SEASON					PLAYOFFS				
			GP	G	A	PTS	PIM	GP	G	A	PTS	PIM
2010-11	Fargo Force	USHL	10	2	3	5	2	2	0	0	0	0
2011-12	Fargo Force	USHL	58	10	12	22	18	6	1	1	2	0
2012-13	St. Cloud State	NCAA	42	22	11	33	10	—	—	—	—	—

HUDSON FASCHING

Position: Right Wing / **Shoots:** Right
Height: 6-2 / **Weight:** 213
Age: 18 (Turns 19 on July 28, 2014)
Birthplace: Milwaukee, Wis. (July 28, 1995)



ACQUIRED BY KINGS: Selected by the Kings in the fourth round (118th overall) in the 2013 NHL Draft.

SEASON	TEAM	LGE	REGULAR SEASON					PLAYOFFS				
			GP	G	A	PTS	PIM	GP	G	A	PTS	PIM
2011-12	USNTDP Juniors	USHL	37	7	14	21	38	1	1	1	2	2
2011-12	U.S. Nat. U17 Team	USDP	54	16	20	36	52	—	—	—	—	—
2011-12	U.S. Nat. U18 Team	USDP	1	0	0	0	0	—	—	—	—	—
2012-13	USNTDP Juniors	USHL	25	4	7	11	8	—	—	—	—	—
2012-13	U.S. Nat. U18 Team	USDP	65	11	25	36	58	—	—	—	—	—

BUD HOLLOWAY

Position: Left Wing / **Shoots:** Right
Height: 6-0 / **Weight:** 201
Age: 25 (Turns 26 on March 1, 2014)
Birthplace: Wapella, Saskatchewan (March 1, 1988)




ACQUIRED BY KINGS: Selected by the Kings in the third round (86th overall) in the 2006 NHL Entry Draft.

SEASON	TEAM	LGE	REGULAR SEASON					PLAYOFFS				
			GP	G	A	PTS	PIM	GP	G	A	PTS	PIM
2003-04	Seattle Thunderbirds	WHL	2	0	0	0	0	—	—	—	—	—
2004-05	Seattle Thunderbirds	WHL	67	4	11	15	27	12	0	1	1	0
2005-06	Seattle Thunderbirds	WHL	72	21	13	34	18	7	3	2	5	4
2006-07	Seattle Thunderbirds	WHL	71	27	38	65	50	11	3	3	6	8
2007-08	Seattle Thunderbirds	WHL	70	43	40	83	55	12	5	5	10	4
2008-09	Manchester Monarchs	AHL	38	7	12	6	—	—	—	—	—	—
2008-09	Ontario Reign	ECHL	23	14	8	22	8	7	5	9	14	8
2009-10	Manchester Monarchs	AHL	75	19	28	47	26	16	7	7	14	9
2010-11	Manchester Monarchs	AHL	78	28	33	61	58	7	4	7	11	10
2011-12	Skeleffea HC	SEL	55	21	28	49	32	19	10	12	22	4
2012-13	Skeleffea HC	SEL	55	20	51	71	36	13	4	5	9	18

TOMAS HYKA

Position: Right Wing / **Shoots:** Right
Height: 5-11 / **Weight:** 160
Age: 20 (Turns 21 on March 23, 2014)
Birthplace: Mlada Boleslav, Czech Republic (March 23, 1993)



ACQUIRED BY KINGS: Selected by the Kings in the sixth round (171st overall) in the 2012 NHL Draft.

SEASON	TEAM	LGE	REGULAR SEASON					PLAYOFFS				
			GP	G	A	PTS	PIM	GP	G	A	PTS	PIM
2009-10	Mlada Boleslav BK	NOEN	2	0	1	1	0	—	—	—	—	—
2010-11	Mlada Boleslav BK	NOEN	37	14	17	31	10	—	—	—	—	—
2010-11	Mlada Boleslav BK	Czech	13	1	0	1	6	—	—	—	—	—
2011-12	Gatineau Olympiques	QMJHL	50	20	44	64	30	4	1	1	2	0
2012-13	Gatineau Olympiques	QMJHL	49	20	34	54	24	10	2	2	4	8

KINGS PROSPECTS

DOMINIK KUBALIK

Position: Left Wing / **Shoots:** Left
Height: 6-2 / **Weight:** 179
Age: 18 (Turns 19 on Aug. 21, 1995)
Birthplace: Plzen, Czech Republic
 (Aug. 21, 1995)



ACQUIRED BY KINGS: Selected by the Kings in the seventh round (191st overall) in the 2013 NHL Draft.

SEASON	TEAM	LGE	REGULAR SEASON					PLAYOFFS				
			GP	G	A	PTS	PIM	GP	G	A	PTS	PIM
2011-12	HC Plzen U18	Czech U18	20	22	16	38	12	2	3	0	3	2
2011-12	HC Plzen U20	Czech U20	24	11	6	17	22	2	1	2	3	0
2011-12	HC Plzen	Czech	8	1	0	1	0	—	—	—	—	—
2012-13	Sudbury Wolves	OHL	67	17	17	34	25	9	3	3	6	4

PAUL LaDUE

Position: Defense / **Shoots:** Right
Height: 6-1 / **Weight:** 186
Age: 21 (Turns 22 on Sept. 6, 2014)
Birthplace: Grand Forks, N.D.
 (Sept. 6, 1992)



ACQUIRED BY KINGS: Selected by the Kings in the sixth round (181st overall) in the 2012 NHL Draft.

SEASON	TEAM	LGE	REGULAR SEASON					PLAYOFFS				
			GP	G	A	PTS	PIM	GP	G	A	PTS	PIM
2010-11	Alexandria Blizzard	NAHL	56	3	19	22	58	3	0	2	2	2
2011-12	Lincoln Stars	USHL	56	9	25	34	27	8	1	2	3	2
2012-13	Lincoln Stars	USHL	62	12	37	49	20	5	1	1	2	0

ZACHARY LESLIE

Position: Defense / **Shoots:** Left
Height: 6-0 / **Weight:** 175
Age: 19 (Turns 20 on Jan. 31, 2014)
Birthplace: Ottawa, Ontario
 (Jan. 31, 1994)



ACQUIRED BY KINGS: Selected by the Kings in the sixth round (178th overall) in the 2013 NHL Draft.

SEASON	TEAM	LGE	REGULAR SEASON					PLAYOFFS				
			GP	G	A	PTS	PIM	GP	G	A	PTS	PIM
2011-12	Guelph Storm	OHL	65	2	15	17	54	5	0	0	0	4
2012-13	Guelph Storm	OHL	68	12	28	40	58	5	0	1	1	4

JOEL LOWRY

Position: Left Wing / **Shoots:** Left
Height: 6-2 / **Weight:** 185
Age: 21 (Turns 22 on Nov. 15, 2013)
Birthplace: Calgary, Alberta
 (Nov. 15, 1991)



ACQUIRED BY KINGS: Selected by the Kings in the fifth round (140th overall) in the 2011 NHL Entry Draft.

SEASON	TEAM	LGE	REGULAR SEASON					PLAYOFFS				
			GP	G	A	PTS	PIM	GP	G	A	PTS	PIM
2008-09	Oklotoks Oilers	AJHL	3	0	0	0	0	—	—	—	—	—
2009-10	Victoria Grizzlies	BCHL	57	15	29	44	55	6	1	4	5	2
2010-11	Victoria Grizzlies	BCHL	42	24	43	67	35	12	5	12	17	6
2011-12	Cornell University	ECAC	35	6	16	22	47	—	—	—	—	—
2012-13	Cornell University	NCAA	33	12	11	23	55	—	—	—	—	—

MICHAEL MERSCH

Position: Left Wing / **Shoots:** Left
Height: 6-2 / **Weight:** 210
Age: 21 (Turns 22 on Oct. 2, 2014)
Birthplace: Park Ridge, Ill.
 (Oct. 2, 1992)



ACQUIRED BY KINGS: Selected by the Kings in the fourth round (110th overall) in the 2011 NHL Entry Draft.

SEASON	TEAM	LGE	REGULAR SEASON					PLAYOFFS				
			GP	G	A	PTS	PIM	GP	G	A	PTS	PIM
2008-09	U.S. Nat. Under-18 Team	NAHL	42	15	13	28	50	—	—	—	—	—
2009-10	U.S. National Dev. Team	USHL	26	4	4	8	22	—	—	—	—	—
2010-11	U. of Wisconsin	NCAA	41	8	11	19	32	—	—	—	—	—
2011-12	U. of Wisconsin	NCAA	37	14	16	30	37	—	—	—	—	—
2012-13	U. of Wisconsin	NCAA	42	23	13	36	22	—	—	—	—	—

OSCAR MOLLER

Position: Center / **Shoots:** Right
Height: 5-10 / **Weight:** 189
Age: 24 (Turns 25 on Jan. 22, 2014)
Birthplace: Stockholm, Sweden
 (Jan. 22, 1989)



ACQUIRED BY KINGS: Selected by the Kings in the second round (52nd overall) in the 2007 NHL Entry Draft.

SEASON	TEAM	LGE	REGULAR SEASON					PLAYOFFS				
			GP	G	A	PTS	PIM	GP	G	A	PTS	PIM
2006-07	Chilliwack Bruins	WHL	68	32	37	69	50	5	0	3	3	6
2007-08	Chilliwack Bruins	WHL	63	39	44	83	42	4	2	1	3	4
2007-08	Manchester Monarchs	AHL	—	—	—	—	—	2	0	1	1	0
2008-09	Los Angeles Kings	NHL	40	7	8	15	16	—	—	—	—	—
2008-09	Manchester Monarchs	AHL	8	2	3	5	6	—	—	—	—	—
2009-10	Manchester Monarchs	AHL	43	15	18	33	20	16	2	5	7	0
2009-10	Los Angeles Kings	NHL	34	4	3	7	4	—	—	—	—	—
2010-11	Manchester Monarchs	AHL	59	23	27	50	34	—	—	—	—	—
2010-11	Los Angeles Kings	NHL	13	1	3	4	2	1	0	0	0	0
2011-12	Skeletrexa HC	SEL	54	14	14	28	6	19	7	7	14	8
2012-13	Skeletrexa HC	SEL	28	18	8	26	2	13	5	5	10	2
NHL/KINGS Totals			87	12	14	26	22	1	0	0	0	0

KINGS PROSPECTS

NIKOLAY PROKHORKIN

Position: Left Wing / **Shoots:** Left
Height: 6-2 / **Weight:** 191
Age: 20 (Turns 21 on Sept. 17, 2014)
Birthplace: Chelyabinsk, Russia
 (Sept. 17, 1993)




ACQUIRED BY KINGS: Selected by the Kings in the fourth round (121st overall) in the 2012 NHL Draft.

SEASON	TEAM	LGE	REGULAR SEASON					PLAYOFFS				
			GP	G	A	PTS	PIM	GP	G	A	PTS	PIM
2010-11	CSKA Moscow	MHL	46	23	17	40	42	16	3	5	8	10
2010-11	CSKA Moscow	KHL	6	0	0	0	0	—	—	—	—	—
2011-12	CSKA Moscow	KHL	15	1	2	4	4	0	1	1	2	—
2011-12	CSKA Moscow	MHL	15	9	17	26	47	16	2	9	11	14
2012-13	Manchester Monarchs	AHL	8	0	1	1	6	—	—	—	—	—
2012-13	CSKA Moscow	KHL	14	2	1	3	10	9	3	1	4	0
2012-13	THK Tver	VHL	5	2	2	4	4	—	—	—	—	—

VALENTIN ZYKOV

Position: Right Wing / **Shoots:** Right
Height: 6-0 / **Weight:** 209
Age: 18 (Turns 19 on May 15, 1995)
Birthplace: St. Petersburg, Russia
 (May 15, 1995)



ACQUIRED BY KINGS: Selected by the Kings in the second round (37th overall) in the 2013 NHL Draft.

SEASON	TEAM	LGE	REGULAR SEASON					PLAYOFFS				
			GP	G	A	PTS	PIM	GP	G	A	PTS	PIM
2011-12	CSKA-Red Army	MHL	52	5	6	11	105	18	0	2	2	4
2012-13	Baie-Comeau Drakkar	QMJHL	67	40	35	75	60	19	10	9	19	18



KINGS 2013 NHL DRAFT SELECTIONS

RD/PICK	PLAYER	POS	HT	WT	AGE	2012-13 CLUB	GP	G	A	PTS	PIM
2/37th	Valentin Zykov	RW	6-0	209	18	Baie-Comeau (QMJHL)	67	40	35	75	60
4/103rd	Justin Auger	RW	6-7	229	19	Guelph (OHL)	68	16	17	33	39
4/118th	Hudson Fasching	RW	6-2	213	18	USNTDP Juniors (USHL)	25	4	7	11	8
5/148th	Jonny Brodzinski	RW	6-0	202	20	U.S. Nat. U18 Team (USDP)	65	11	25	36	58
6/178th	Zachary Leslie	D	6-0	175	19	St. Cloud State (NCAA)	42	22	11	33	10
7/191st	Dominik Kubalik	LW	6-2	179	18	Guelph (OHL)	68	12	28	40	58
RD/PICK	GOALTENDER	POS	HT	WT	AGE	2012-13 CLUB	GP	W	L	OTL	GAA
5/146th	Patrik Bartosak	G	6-1	193	20	Sudbury (OHL)	67	17	17	24	25
						Red Deer (WHL)	55	33	14	5	2.26



MVB.

STAPLES

Proud sponsor and big fan of the LA Kings.

that was easy.

Easy Button is a registered trademark of Staples the Office Superstore, LLC.

IN THE COMMUNITY



Trevor Lewis scored the Kings second goal in the final two minutes of Game 2 of the Western Conference Semifinals against the Sharks as the Kings erased a late deficit on May 16, 2013.

KINGS IN THE COMMUNITY

The LA Kings are proud to be an integral part of the Los Angeles community both on and off the ice. LA Kings community outreach is focused on enhancing educational, recreational, and health-related programming for the youth of Greater Los Angeles.

LA Kings players, alumni, and staff actively work to increase awareness and raise funds to support the team's goal to promote health, education, and recreation opportunities for local youth, with programs including LA Kings Street Knights, Royal Readers, and Fit to be King.

A cornerstone of the team's outreach to the community is the Kings Care Foundation (Federal Tax ID #95-4443065), the award-winning, non-profit children's charity of the LA Kings. Formed in 1996, the Kings Care Foundation has donated nearly \$6 million in monetary and in-kind support which allows the Kings Care Foundation to make a direct impact on the lives of nearly one million children throughout Southern California each year.

The Kings Care Foundation is currently fulfilling a five-year \$500,000 pledge to the Blood Donor Center at Children's Hospital Los Angeles to help increase the much needed collection of life saving blood for the seriously ill and injured children at the hospital. Since announcing the partnership, the hospital's blood supply has become 95% self sufficient.

To support its numerous initiatives, the Kings Care Foundation relies heavily on its signature fundraising efforts which include the LA Kings Annual Golf Tournament, Tip-A-King, Taste of the South Bay, Kings Camp, Fantasy Camp and In-Arena Fundraising.



For more information regarding LA Kings signature community programs or the Kings Care Foundation please visit LAKINGS.COM/community or email aellis@laking.com

LA KINGS ALUMNI ASSOCIATION PRESENTED BY TOYOTA



PRESENTED BY
TOYOTA

As proud members of the Los Angeles Kings' extended family, the Los Angeles Kings Alumni Association's goal is to work in cooperation with the Kings Community Relations department as well as support the efforts of the Kings Care Foundation.

Their main focus is on providing assistance to local youth and adult hockey programs and emphasizing teaching both the physical and mental fundamentals of hockey, along with developing teamwork and a positive attitude.


Some of the programs the Alumni Association participates in include the Los Angeles Kings Youth Hockey Camp, the Los Angeles Kings Fantasy Camp, Daryl Evans' Clinics and Workshops, Tip-A-King, the Los Angeles

Kings Golf Tournament, the Dave Taylor/Jim Fox Cystic Fibrosis Golf Classic, the Annual Rivalry No Limit Hold'em Charity Poker Tournament presented by San Manuel Indian Bingo & Casino, the Red and White All Star Wine Tasting hosted by Jim Fox, and the Los Angeles Kings Rink Tour.

The Alumni Association strives to be ambassadors for the Los Angeles Kings and its community related endeavors as well as for the great game of hockey.

Follow the LA Kings Alumni Association presented by Toyota on Facebook at <http://www.facebook.com/LAKingsAlumniAssociation>.

The following former Kings are involved in the Kings Alumni Association:



Bob Berry



Rob Blake



Randy Burridge



Rod Buskas



Gene Carr




Brandon Convery



Russ Courtnall



Marcel Dionne



Gary Edwards



Nelson Emerson



Daryl Evans



Jim Fox



Mark Hardy



Ross Lonsberry



Bernie Nicholls



Jamie Storr



Vic Venasky




Steve Heinze



Marty McSorley



Brad Norton



Dave Taylor



Tim Watters



Bill Huard



Mike Murphy



Sean O'Donnell



Ian Turnbull



Peter Demers (Athletic Trainer)



Craig Johnson



Glen Murray



Luc Robitaille



Rogie Vachon

IN THE COMMUNITY



LOS ANGELES KINGS

1.888.KINGS.LA | LAKINGS.COM

PRIDE=PASSION=POWER

87

KINGS HALL OF FAME

Marcel Dionne, Butch Goring, Wayne Gretzky, Luc Robitaille, Dave Taylor, Rogie Vachon, Peter Demers and Bob Miller are the members of the Los Angeles Kings Hall of Fame.



MARCEL DIONNE – With more than 1,300 points during his 12-year tenure as a King, Marcel, a Hall of Famer, brought a tremendous amount of excitement and enthusiasm to Kings fans when he arrived in 1975. His scoring touch was record setting and his scoring records might never be touched. In his first eight seasons with the Kings, he led the club in scoring each year, and in his final four seasons with the club he ranked in the top four in scoring each season.



BUTCH GORING – One of the Kings' early stars with 275 goals and 659 points, Butch trails only Marcel, Dave, Wayne, Luc and Bernie Nicholls on the team's all-time scoring list while playing for the Kings from 1969-80. He left the Kings in 1980 as he was traded to the New York Islanders, where all he did was help that club win four consecutive Stanley Cups (1980, 1981, 1982 and 1983). Butch later moved into coaching and broadcasting.



WAYNE GRETZKY – Wayne's 19-year NHL tenure is unmatched. A King from 1988-96, he is fourth on the club's all-time scoring list and he earned a multitude of honors while playing in Los Angeles, including three NHL scoring titles and one Most Valuable Player award. Considered by so many to be the greatest player in the history of hockey, Wayne also played for the Oilers (where he won four Stanley Cups), the Blues and the Rangers.



LUC ROBITAILLE – Luc Robitaille, a former ninth-round selection by the Kings who went on to become the highest scoring left wing in NHL history, is also the most recent King to have his sweater retired. Luc holds numerous club records, including the mark for most goals scored, as he tallied 557 goals in his 1,077 regular season games with the club. On November 9, 2009, he was inducted into the Hockey Hall of Fame in Toronto.



DAVE TAYLOR – One of the most popular and respected players in team history during his 17 seasons on the ice, Dave spent more than 30 seasons with the Kings organization as a player and front office executive. He owns a multitude of club records and he, as a right wing, was an integral member of the club's famed "Triple Crown Line" with Marcel and Charlie Simmer. Dave now works in the St. Louis Blues' front office.



ROGIE VACHON – The premier goaltender in Kings history, Rogie first became associated with the Kings in 1971 when he took the Forum ice after being traded to Los Angeles from Montreal. The Kings leader in just about every statistical category for a goalie when he retired in 1978, Rogie, who has also held a variety of front office positions with the team, was also the first King to have his sweater retired by the club and he remains the only netminder in Kings history to be so honored.




PETER DEMERS – Starting with the Kings organization in 1969, Peter joined the Kings in L.A. in 1972 after working in Springfield. A true iron-man, he ended the 2005-06 season having been behind the bench for 2,632 consecutive Kings games. In 2007, Demers was honored in Toronto when he was added to the PHATS honor wall in the Hockey Hall of Fame which recognizes the PHATS/SPHEM inductees. In his retirement, he is active with the Kings participating in alumni and community events.



BOB MILLER – The "Voice of the Kings" is now in his 41st season behind the Kings microphone. He has called more Kings games on television than anyone, and in 2000 he was part of the Hockey Hall of Fame induction ceremonies in Toronto as the recipient of the Foster Hewitt Memorial Award, which is given annually by the TV/radio industry for outstanding contributions to the hockey broadcasting profession. In 2010-11, he celebrated his 50th year in broadcasting.

JOIN BAILEY'S BUDDIES AND SCORE GREAT GIFTS



- Bailey's Cooler Bag & Bobblehead
- Player Jersey Card from Upper Deck
- LA Kings photo frame and neckless
- Coupons and Discounts from LA Kings Partners

LAKINGS.COM/bailey



TRACK BAILEY ON
FACEBOOK.COM/baileylakings



@baileylakings

BOOK BAILEY FOR AN APPEARANCE AT LAKINGS.COM/bailey

All proceeds benefitting



GIVE YOUR EVENT THE ROYAL TREATMENT!



Want to have the Kings Ice Crew make a special appearance at your event? Birthday Parties, Charity Events, Corporate Events, Schools, In-Seat or In-Suite visits during games...pretty much any event you can think of, the Ice Crew can be there to help make it great! Appearances are booked on a first-come, first-served basis. For pricing, booking, and more information, contact 213-763-7927 or log on to:

WWW.LAKINGS.COM/ICECREWAPPEARANCES

great mpg runs in the family.



Options shown.

prius plug-in

95 mpg est. combined¹ in EV Mode
50 mpg est. combined² in hybrid mode



prius c

53 mpg est. city³



prius v

44 mpg est. city⁴



prius

50 mpg est. combined⁵

 **TOYOTA** The most fuel-efficient family of hybrid cars out there.⁶

prius family

toyota.com/priusfamily

1. Prius Plug-in: 2013 EPA combined estimated miles per gasoline gallon equivalent. Estimate includes consumption driving conditions and how you drive and maintain your vehicle. 2. Prius Plug-in: 2013 EPA-estimated 51 city/46 highway/50 combined mpg. Actual mileage will vary. 4. Prius v: 2013 EPA-estimated 44 city/40 highway/42 combined mpg. Actual mileage will vary. 6. Based on 2012 and 2013 EPA estimates and manufacturers' data. ©2013 Toyota Motor

of electricity and gasoline energy during EV Mode operation. Actual results will vary for many reasons including 49 highway/50 combined mpg in hybrid mode. Actual mileage will vary. 3. Prius c: 2013 EPA-estimated 53 city/42 combined mpg. Actual mileage will vary. 5. Prius: 2013 EPA-estimated 51 city/48 highway/50 combined mpg. Sales, U.S.A., Inc.



Toyota. A proud sponsor of the LA Kings for 24 years.

WELLS
FARGO



“Go Kings! Go!”

Nothing matches the intensity and excitement of two great teams going head to head on the ice, giving it their all. When that happens, and the final buzzer has sounded, players and fans alike leave with a greater appreciation for the game.

Wells Fargo is proud to salute the Los Angeles Kings.

wellsfargo.com

© 2013 Wells Fargo Bank, N.A. All rights reserved. Member FDIC. (1057351_09474)



LAST SEASON



Jonathan Quick registered three playoff shutouts in 2013 including two against San Jose (to tie his own club record set in 2012).

KINGS 2012-13 FINAL STATISTICS

#	Player	Pos	GP	G	A	P	+/-	PIM	PP	SH	GW	OT	S	S%	TOI/G	Sft/G	FO%
11	Anze Kopitar	C	47	10	32	42	+14	16	0	0	1	0	98	10.2	20:28	25.3	53.3
77	Jeff Carter	C	48	26	7	33	0	16	8	0	8	1	133	19.5	17:34	23.5	52.6
14	Justin Williams	R	48	11	22	33	+15	22	1	0	3	0	142	7.7	16:59	21.9	33.3
10	Mike Richards	C	48	12	20	32	-8	42	6	0	3	0	82	14.6	16:21	22.9	49.0
23	Dustin Brown	R	46	18	11	29	+6	22	8	0	1	0	142	12.7	19:30	24.6	36.6
26	Slava Voynov	D	48	6	19	25	+5	14	1	0	2	0	79	7.6	22:18	29.2	100.0
8	Drew Doughty	D	48	6	16	22	+4	36	3	0	0	0	114	5.3	26:23	32.2	0.0
28	Jarret Stoll	C	48	7	11	18	+1	28	1	1	3	0	73	9.6	16:31	23.8	56.0
6	Jake Muzzin	D	45	7	9	16	+16	35	3	0	1	0	77	9.1	17:53	24.1	0.0
13	Kyle Clifford	L	48	7	7	14	+1	51	0	0	1	0	56	12.5	10:36	15.6	11.1
22	Trevor Lewis	C	48	5	9	14	+5	19	0	1	2	0	92	5.4	15:12	21.0	48.4
25	Dustin Penner	L	33	2	12	14	-2	18	0	0	0	0	61	3.3	12:41	17.8	40.0
7	Rob Scuderi	D	48	1	11	12	-6	4	0	0	0	0	33	3.0	21:47	29.0	0.0
74	Dwight King	L	47	4	6	10	-3	11	0	0	0	0	60	6.7	12:45	17.3	33.3
24	Colin Fraser	C	34	2	5	7	-4	25	0	0	0	0	19	10.5	9:22	13.4	46.4
71	Jordan Nolan	C	44	2	4	6	-5	46	0	0	0	0	23	8.7	8:28	12.7	0.0
15	Brad Richardson	C	16	1	5	6	+2	10	0	0	0	0	27	3.7	10:53	15.5	48.2
73	Tyler Toffoli	C	10	2	3	5	+3	2	1	0	0	0	20	10.0	11:58	17.8	0.0
27	Alec Martinez	D	27	1	4	5	-2	10	0	0	0	0	30	3.3	16:01	22.8	0.0
12	Simon Gagne	L	11	0	5	5	2	2	0	0	0	0	20	0.0	13:46	19.2	0.0
44	Davis Drewiske	D	20	1	3	4	3	14	1	0	0	0	20	5.0	14:28	21.4	100.0
5	Keaton Ellerby	D	35	0	3	3	+5	16	0	0	0	0	15	0.0	14:17	20.7	0.0
44	Robyn Regehr	D	12	0	2	2	0	2	0	0	0	0	12	0.0	21:16	29.3	0.0
2	Matt Greene	D	5	0	1	1	-1	8	0	0	0	0	3	0.0	15:17	22.2	0.0

GOALTENDER RECORDS

#	Goalie	GP	GS	W	L	OT	SA	GA	GAA	Sv	Sv%	SO	G	A	PIM	TOI
32	Jonathan Quick	37	36	18	13	4	889	87	2.45	802	.902	1	0	0	2	2,133:42
45	Jonathan Bernier	14	12	9	3	1	306	24	1.88	282	.922	1	0	1	0	768:21

NATIONAL HOCKEY LEAGUE 2012-13 FINAL STANDINGS

EASTERN CONFERENCE

ATLANTIC DIVISION										SOUTHEAST DIVISION									
Team	Rank	GP	W	L	OT	GF	GA	PTS		Team	Rank	GP	W	L	OT	GF	GA	PTS	
Pittsburgh	(1)	48	36	12	0	165	119	72		Washington	(3)	48	27	18	3	149	130	57	
NY Rangers	(6)	48	26	18	4	130	112	56		Winnipeg	(9)	48	24	21	3	128	144	51	
NY Islanders	(8)	48	24	17	7	139	139	55		Carolina	(13)	48	19	25	4	128	160	42	
Philadelphia	(10)	48	23	22	3	133	141	49		Tampa Bay	(14)	48	18	26	4	148	150	40	
New Jersey	(11)	48	19	19	10	112	129	48		Florida	(15)	48	15	27	6	112	171	36	

NORTHEAST DIVISION

Team	Rank	GP	W	L	OT	GF	GA	PTS
Montreal	(2)	48	29	14	5	149	126	63
Boston	(4)	48	28	14	6	131	109	62
Toronto	(5)	48	26	17	5	145	133	57
Ottawa	(7)	48	25	17	6	116	104	56
Buffalo	(12)	48	21	21	6	125	143	48

WESTERN CONFERENCE

CENTRAL DIVISION										PACIFIC DIVISION									
Team	Rank	GP	W	L	OT	GF	GA	PTS		Team	Rank	GP	W	L	OT	GF	GA	PTS	
Chicago	(1)	48	36	7	5	155	102	77		Anaheim	(2)	48	30	12	6	140	118	66	
St. Louis	(4)	48	29	17	2	129	115	60		Los Angeles	(5)	48	27	16	5	133	118	59	
Detroit	(7)	48	24	16	8	124	115	56		San Jose	(6)	48	25	16	7	124	116	57	
Columbus	(9)	48	24	17	7	120	119	55		Phoenix	(10)	48	21	18	9	125	131	51	
Nashville	(14)	48	16	23	9	111	139	41		Dallas	(11)	48	22	22	4	130	142	48	

NORTHWEST DIVISION

Team	Rank	GP	W	L	OT	GF	GA	PTS
Vancouver	(3)	48	26	15	7	127	121	59
Minnesota	(8)	48	26	19	3	122	127	55
Edmonton	(12)	48	19	22	7	125	134	45
Calgary	(13)	48	19	25	4	128	160	42
Colorado	(15)	48	16	25	7	116	152	39

2012-13 FINAL NHL OVERALL STANDINGS

Rank	Team	GP	W	L	OT	GF	GA	PTS
1	Chicago	48	36	7	5	155	102	77
2	Pittsburgh	48	36	12	0	165	119	72
3	Anaheim	48	30	12	6	140	118	66
4	Montreal	48	29	14	5	149	126	63
5	Boston	48	28	14	6	131	109	62
6	St. Louis	48	29	17	2	129	115	60
7	Los Angeles	48	27	16	5	133	118	59
8	Vancouver	48	26	15	7	127	121	59
9	Toronto	48	26	17	5	145	133	57
10	Washington	48	27	18	3	149	130	57
11	San Jose	48	25	16	7	124	116	57
12	NY Rangers	48	26	18	4	130	112	56
13	Detroit	48	24	16	8	124	115	56
14	Ottawa	48	25	17	6	116	104	56
15	Minnesota	48	26	19	3	122	127	55
16	NY Islanders	48	24	17	7	139	139	55
17	Columbus	48	24	17	7	120	119	55
18	Winnipeg	48	24	21	3	128	144	51
19	Phoenix	48	21	18	9	125	131	51
20	Philadelphia	48	23	22	3	133	141	49
21	Dallas	48	22	22	4	130	142	48
22	New Jersey	48	19	19	10	112	129	48
23	Buffalo	48	21	21	6	125	143	48
24	Edmonton	48	19	22	7	125	134	45
25	Calgary	48	19	25	4	128	160	42
26	Carolina	48	19	25	4	128	160	42
27	Nashville	48	16	23	9	111	139	41
28	Tampa Bay	48	18	26	4	148	150	40
29	Colorado	48	16	25	7	116	152	39
30	Florida	48	15	27	6	112	171	36

KINGS 2012-13 GAME-BY-GAME RESULTS REGULAR SEASON

#	Date	Team	Score	W-L-OT	Record	Scorers	W Goal	PP	PK	SF-SA	W-L Gldtr.	Attend
1	Jan. 19	CHICAGO	2-5	L	0-1-0	7,71	67	0-5	4-5	21-22	50 / 32	18545+
2	Jan. 22	@ Colorado	1-3	L	0-2-0	13	54	0-6	3-4	29-31	1 / 32	18007
3	Jan. 24	@ Edmonton	1-2	O*	0-2-1	77	89	0-8	8-9	31-39	40 / 32	16839
4	Jan. 26	@ Phoenix	4-2	W	1-2-1	11,11,77,6	77	0-4	5-6	31-33	32 / 1	14780
5	Jan. 28	VANCOUVER	3-2	W**	2-2-1	77p,26	77	1-4	3-3	28-23	32 / 1	18344+
6	Jan. 31	NASHVILLE	1-2	O**	2-2-2	23p	74	1-6	3-3	24-14	35 / 32	18118+
7	Feb. 2	@ Anaheim	4-7	L	2-3-2	23p,28,23p,14	51	2-4	1-4	34-25	1 / 45	17436
8	Feb. 5	@ Columbus	4-2	W	3-3-2	11,77p,26,10	26	1-3	3-3	31-20	32 / 35	11019
9	Feb. 7	@ Nashville	0-3	L	3-4-2		57	0-3	2-3	32-14	35 / 32	17113
10	Feb. 10	@ Detroit	2-3	L	3-5-2	11,27	52	0-3	3-4	47-31	35 / 32	20066
11	Feb. 11	@ St. Louis	4-1	W	4-5-2	77,77,44p,28	77	1-5	4-5	23-22	45 / 1	14498
12	Feb. 15	COLUMBUS	2-1	W	5-5-2	13,10p	10	1-5	4-4	22-13	45 / 72	18118+
13	Feb. 17	@ Chicago	2-3	L	5-6-2	10p,10p	10	2-4	4-5	27-37	30 / 32	21843
14	Feb. 19	@ Edmonton	3-1	W	6-6-2	24,77,28	77	0-2	3-4	38-24	32 / 35	16839
15	Feb. 20	@ Calgary	3-1	W	7-6-2	23,22,77	22	0-1	4-4	33-27	45 / 35	19289
16	Feb. 23	COLORADO	4-1	W	8-6-2	23,77,22s,11	77	0-1	3-4	26-24	32 / 1	18118+
17	Feb. 25	ANAHEIM	5-2	W	9-6-2	25,23,26,6p,77	26	1-2	2-3	25-26	32 / 30	18118+
18	Feb. 27	DETROIT	2-1	W	10-6-2	77p,11	11	1-5	3-3	29-33	45 / 35	18118+
19	Mar. 2	@ Vancouver	2-5	L	10-7-2	14p,71	22	1-4	2-2	30-24	35 / 32	18910
20	Mar. 4	NASHVILLE	5-1	W	11-7-2	77p,77,77,10p,74	77	2-4	3-3	16-19	45 / 35	18118+
21	Mar. 5	ST. LOUIS	6-4	W	12-7-2	6,26,10,6,77,11	77	0-6	3-3	29-14	32 / 41	18118+
22	Mar. 7	DALLAS	2-5	L	12-8-2	22,77	10	0-1	1-3	33-22	32 / 32	18118+
23	Mar. 9	CALGARY	6-2	W	13-8-2	77p,6,22,14,11,24	22	1-1	3-4	24-19	32 / 34	18248+
24	Mar. 11	CALGARY	3-1	W	14-8-2	23p,28,23	28	1-1	4-4	22-24	32 / 35	18118+
25	Mar. 12	@ Phoenix	2-5	L	14-9-2	10p,23p	89	2-5	2-3	33-29	41 / 32	15075
26	Mar. 14	@ San Jose	3-4	L	14-10-2	23p,23,74	39	1-3	1-3	37-26	31 / 45	17562
27	Mar. 16	SAN JOSE	5-2	W	15-10-2	13,14,28,13,74	28	0-1	1-2	24-22	45 / 31	18118+
28	Mar. 18	PHOENIX	4-0	W	16-10-2	6p,73p,11,77	6	2-6	4-4	29-27	32 / 41	18118+
29	Mar. 19	PHOENIX	3-2	W	17-10-2	25,8,28p	28	1-5	3-3	29-42	45 / 41	18118+
30	Mar. 21	DALLAS	0-2	L	17-11-2		68	0-3	2-2	40-21	32 / 32	18118+
31	Mar. 23	VANCOUVER	0-1	L	17-12-2		21	0-3	3-3	20-13	35 / 32	18118+
32	Mar. 25	@ Chicago	5-4	W	18-12-2	11,28s,74,73,23	23	0-2	4-4	36-25	32 / 50	21850
33	Mar. 28	@ St. Louis	4-2	W	19-12-2	23,22,10,14	10	0-4	2-3	40-22	32 / 41	19770
34	Mar. 30	@ Minnesota	3-4	O**	19-12-3	23p,77p,14	9	2-2	3-4	31-28	32 / 32	19223
35	Mar. 31	@ Dallas	3-2	W	20-12-3	77,15,14	14	0-1	1-2	40-15	45 / 32	15719
36	Apr. 2	@ Phoenix	1-3	L	20-13-3	14	19	0-3	3-3	40-31	1 / 32	12934
37	Apr. 4	MINNESOTA	3-0	W	21-13-3	14,77,14	14	0-2	1-1	14-23	45 / 32	18118+
38	Apr. 6	EDMONTON	4-1	W	22-13-3	10,77p,26p,8	77	2-5	3-4	39-24	32 / 40	18118+
39	Apr. 7	@ Anaheim	3-4	O**	22-13-4	8p,77,23	11	1-2	3-4	38-22	30 / 45	17494
40	Apr. 9	@ Dallas	1-5	L	22-14-4	8p	13	1-5	4-4	30-31	31 / 32	16367
41	Apr. 11	COLORADO	3-2	W**	23-14-4	77p,10	23	1-4	2-2	37-28	32 / 35	18118+
42	Apr. 13	ANAHEIM	2-1	W	24-14-4	8,10p	10	1-6	1-1	18-20	32 / 30	18473+
43	Apr. 16	@ San Jose	2-3	O**	24-14-5	6p,23	13	1-3	3-3	43-35	31 / 32	17562
44	Apr. 18	COLUMBUS	2-1	W	25-14-5	8p,13	13	1-2	2-2	23-21	32 / 72	18118+
45	Apr. 21	DALLAS	4-3	W*	26-14-5	10,23,23p,77	77	1-6	4-4	31-27	32 / 32	18118+
46	Apr. 23	@ Minnesota	1-2	L	26-15-5	77	22	0-1	1-1	23-25	32 / 45	18825
47	Apr. 24	@ Detroit	1-3	L	26-16-5	13	22	0-3	3-4	24-36	35 / 32	20066
48	Apr. 27	SAN JOSE	3-2	W	27-16-5	13,26,14	14	0-1	0-0	27-25	32 / 31	18443+

*Overtime **Shootout +Home sellout

KINGS 2012-13 PLAYER GAME-BY-GAME RESULTS

Date	Opp.	GREENE #2	ELLERBY #5	MUZZIN #6	SCUDERI #7	DOUGHTY #8	RICHARDS #10	KOPITAR #11
Jan 19	Vs CHI	0-1 0/-1 18:01	FLA	DND	1-0 1/0 23:23	0-0 1/0 25:48	0-0 0/-3 18:51	DND
Jan 22	@ COL	INJ	FLA	0-0 0/0 15:23	0-0 0/-1 21:08	0-0 4/-1 29:53	0-0 2/-1 17:47	0-0 0/-1 19:54
Jan 24	@ EDM	INJ	FLA	0-0 0/0 7:51	0-0 0/0 28:42	0-0 3/0 33:25	0-0 3/1 19:50	0-0 6/-1 21:48
Jan 26	@ PHX	INJ	FLA	1-1 3/4 11:57	0-0 1/0 25:22	0-0 2/0 26:46	0-0 1/0 12:57	2-0 4/2 19:30
Jan 28	Vs VAN	INJ	FLA	0-0 2/0 13:56	0-0 0/-2 28:09	0-0 2/-2 29:59	0-1 1/-1 18:04	0-1 2/0 22:39
Jan 31	Vs NSH	INJ	FLA	0-0 2/0 15:58	0-0 1/0 22:27	0-1 2/0 28:14	0-1 2/-1 18:51	0-0 0/0 20:57
Feb 2	@ ANA	INJ	FLA	0-0 0/-1 12:21	0-0 2/-1 24:02	0-2 3/-2 26:45	0-1 3/-1 19:46	0-1 0/-1 23:05
Feb 5	@ CBJ	INJ	FLA	0-0 0/0 9:49	0-0 1/0 22:04	0-1 3/-1 12:52	1-1 2/0 10:55	1-0 1/2 21:03
Feb 7	@ NSH	INJ	FLA	0-0 1/0 15:45	0-0 3/-2 19:55	0-0 0/-2 24:10	0-0 1/0 17:36	0-0 3/-1 20:43
Feb 10	@ DET	INJ	INJ	0-0 0/0 18:19	DND	0-1 2/0 21:38	0-0 2/-2 25:09	0-0 1/0 15:23
Feb 11	@ STL	INJ	INJ	0-1 1/2 20:21	DND	0-0 0/1 23:12	0-0 3/0 28:03	0-1 2/-1 15:55
Feb 15	Vs CBJ	INJ	INJ	0-0 1/1 19:43	0-0 1/1 20:42	0-0 0/0 23:39	1-0 (W) 3/0 15:19	0-1 1/-1 20:40
Feb 17	@ CHI	INJ	INJ	0-0 0/-2 17:15	0-0 3/0 15:49	0-0 1/0 23:39	0-2 2/-2 25:42	2-0 4/-1 20:29
Feb 19	@ EDM	INJ	INJ	0-0 0/0 13:44	0-0 2/0 16:05	0-0 1/2 24:21	0-1 3/2 24:30	0-0 2/0 19:21
Feb 20	@ CGY	INJ	INJ	0-0 1/1 10:55	0-0 1/-1 18:05	0-2 1/2 26:27	0-0 2/-1 27:39	0-1 1/2 19:19
Feb 23	Vs COL	INJ	INJ	0-0 1/1 14:13	0-0 0/1 19:15	0-0 1/2 22:37	0-0 1/3 25:34	0-1 1/1 15:25
Feb 25	Vs ANA	INJ	INJ	0-0 0/0 11:40	1-0 2/0 20:53	0-0 1/2 25:50	0-1 2/1 23:18	0-1 0/0 16:30
Feb 27	Vs DET	INJ	INJ	0-0 2/0 13:48	0-0 2/0 19:11	0-0 1/0 21:05	0-0 2/0 24:44	0-1 1/0 17:43
Mar 2	@ VAN	INJ	INJ	0-0 1/0 14:45	0-1 0/0 22:43	0-0 3/-1 16:43	0-0 3/-1 26:26	0-0 2/3 16:28
Mar 4	Vs NSH	INJ	INJ	0-0 0/0 15:02	0-0 0/1 18:11	0-1 0/0 24:21	0-0 2/1 20:48	0-0 0/1 21:25
Mar 5	Vs STL	INJ	INJ	0-0 0/0 12:18	2-1 4/2 23:06	0-0 1/-1 20:06	0-2 4/2 27:46	1-1 2/0 19:44
Mar 7	Vs DAL	INJ	INJ	0-0 1/0 11:40	0-0 5/1 20:25	0-0 0/-1 21:05	0-0 5/-1 23:46	0-1 1/-1 15:25
Mar 9	Vs CGY	INJ	INJ	0-0 1/0 13:43	1-0 1/3 21:00	0-0 0/1 22:55	0-0 1/3 26:28	0-0 4/-1 14:12
Mar 11	Vs CGY	INJ	INJ	0-0 0/0 13:42	0-0 1/1 16:39	0-0 0/1 26:01	0-0 2/1 26:55	0-0 1/0 15:15
Mar 12	@ PHX	INJ	INJ	0-0 2/-1 13:51	0-1 1/0 25:06	0-0 0/-3 12:10	0-0 4/-1 28:31	1-0 2/0 18:28
Mar 14	@ S.J.	INJ	INJ	0-1 0/1 12:21	0-0 1/-1 15:51	0-2 1/2 20:05	0-0 1/-2 27:27	0-0 1/-1 14:57
Mar 16	Vs S.J.	INJ	INJ	0-0 0/2 16:24	0-0 2/2 19:36	0-1 0/0 20:04	0-0 1/2 24:48	0-0 0/0 13:03
Mar 18	Vs PHX	INJ	INJ	0-0 0/0 15:03	1-0 (W) 2/1 20:43	0-1 0/1 20:44	0-1 2/1 23:15	0-0 1/1 16:19
Mar 19	Vs PHX	INJ	INJ	0-0 0/0 15:44	0-1 1/1 19:18	0-0 1/-1 20:49	1-0 6/2 26:02	0-2 2/1 18:53
Mar 21	Vs DAL	INJ	INJ	0-0 0/0 13:57	0-0 4/-1 23:52	0-0 0/-1 19:43	0-0 5/-1 25:20	0-0 2/0 16:01
Mar 23	Vs VAN	INJ	INJ	0-0 1/0 14:17	0-0 1/-1 19:23	0-0 0/0 20:01	0-0 1/-2 26:59	0-0 2/0 15:33
Mar 25	@ CHI	INJ	INJ	0-1 0/0 14:10	0-0 2/0 22:32	0-1 0/1 20:58	0-1 4/0 29:23	0-0 0/-3 14:11
Mar 28	@ STL	INJ	INJ	0-0 0/1 11:49	0-0 0/1 22:57	0-1 1/1 20:35	0-0 1/2 26:43	1-0 (W) 5/2 15:21
Mar 30	@ MIN	INJ	INJ	0-0 1/0 16:12	0-1 0/-1 19:49	0-0 1/1 25:03	0-1 3/-1 19:40	0-0 1/0 16:37
Mar 31	@ DAL	INJ	INJ	0-0 1/0 15:14	0-0 5/1 18:48	0-0 0/1 23:20	0-0 2/1 23:27	0-1 4/1 15:30
Apr 2	@ PHX	INJ	INJ	0-0 0/-2 10:34	0-0 2/1 21:17	0-0 0/0 18:17	0-0 2/0 26:58	0-0 1/1 13:24
Apr 4	Vs MIN	INJ	INJ	0-0 0/1 12:51	0-0 0/0 21:13	0-0 0/1 18:48	0-1 0/0 25:11	0-1 0/1 15:48
Apr 6	Vs EDM	INJ	INJ	0-0 0/1 13:59	0-0 0/1 17:27	0-0 2/0 18:48	1-0 4/1 26:22	1-0 2/2 16:37
Apr 7	@ ANA	INJ	INJ	0-0 0/-1 16:05	0-0 4/0 15:52	0-0 1/0 20:59	1-0 4/1 28:40	0-1 0/1 19:38
Apr 9	@ DAL	INJ	INJ	0-0 2/-1 14:38	0-0 2/-1 16:45	0-0 0/-2 20:16	0-0 3/-1 12:33	0-1 5/-1 17:32
Apr 11	Vs COL	INJ	INJ	0-0 1/1 12:38	0-1 3/1 16:37	0-0 0/-2 22:59	0-0 2/0 28:46	1-1 2/0 17:27
Apr 13	Vs ANA	INJ	INJ	0-0 0/0 11:15	0-0 1/-1 13:49	0-0 0/0 20:51	1-1 1/1 25:55	1-0 (W) 3/0 15:36
Apr 16	@ S.J.	INJ	INJ	0-0 0/0 12:48	1-0 4/0 15:34	0-0 2/-1 24:56	0-0 3/0 27:46	0-0 5/-1 18:12
Apr 18	Vs CBJ	INJ	INJ	0-0 2/-1 16:15	DND	0-0 1/1 16:13	0-0 3/0 24:41	0-1 1/-1 12:54
Apr 21	Vs DAL	INJ	INJ	0-0 1/1 14:30	DND	0-0 2/1 16:38	0-0 3/0 22:04	0-1 2/0 27:38
Apr 23	@ MIN	INJ	INJ	0-0 0/-1 12:51	DND	0-0 1/0 20:16	0-0 0/-1 19:31	0-0 0/0 17:00
Apr 24	@ DET	INJ	INJ	0-0 0/1 14:49	DND	0-0 3/1 18:30	0-0 1/-1 20:16	0-0 1/-1 25:06
Apr 27	Vs S.J.	DND	INJ	0-0 0/1 15:14	0-0 1/1 17:00	0-0 1/1 19:22	0-0 3/1 26:17	0-0 0/-1 18:36

Skaters: Goals-Assists (Game Winning), Shots / (+/-), TOI

Goalies: Goals Allowed / Shots, Decision, Minutes Played

LAST SEASON



KINGS 2012-13 PLAYER GAME-BY-GAME RESULTS

Date	Opp.	GAGNE #12	CLIFFORD #13	WILLIAMS #14	RICHARDSON #15	LEWIS #22	BROWN #23	FRASER #24
Jan 19	Vs CHI	0-0 0/3 16:40	0-2 1/2 8:52	0-0 2/1 15:24	DND	0-0 4/0 13:15	0-0 2/3 20:21	0-1 0/2 11:21
Jan 22	@ COL	DND	1-0 3/1 9:30	0-0 2/1 16:17	DND	0-0 4/0 11:33	0-0 3/1 19:59	0-0 0/1 10:32
Jan 24	@ EDM	DND	0-1 0/1 9:51	0-0 3/0 14:43	0-0 0/0 4:45	0-0 1/0 14:17	0-0 3/1 21:22	0-0 1/0 8:24
Jan 26	@ PHX	0-1 1/1 19:15	0-1 1/2 11:47	0-1 4/2 16:08	DND	0-0 1/1 14:30	0-1 2/1 18:08	0-0 0/0 11:56
Jan 28	Vs VAN	0-1 1/1 14:06	0-0 0/1 14:25	0-0 1/0 17:59	DND	0-0 1/0 13:07	0-0 4/1 18:30	0-0 1/0 7:33
Jan 31	Vs NSH	0-0 4/0 15:23	0-0 1/1 15:05	0-0 1/0 18:52	DND	0-0 0/0 11:28	1-0 2/0 18:52	0-0 0/0 11:47
Feb 2	@ ANA	0-2 1/2 12:53	0-0 0/3 10:05	1-0 9/0 17:14	DND	0-0 3/1 16:07	2-0 6/1 21:29	0-0 0/3 1:52
Feb 5	@ CBJ	0-1 0/0 14:10	0-0 0/1 10:48	0-3 4/3 18:50	DND	0-0 4/0 18:18	0-1 5/1 20:10	0-0 0/1 5:38
Feb 7	@ NSH	0-0 6/0 14:37	0-0 1/1 10:43	0-0 7/1 18:21	DND	0-0 0/0 12:39	0-0 2/1 18:59	0-0 1/1 12:03
Feb 10	@ DET	0-0 2/1 15:21	0-1 4/0 13:40	0-0 7/1 14:39	0-0 0/0 8:40	0-0 1/0 10:52	0-0 7/1 21:27	DND
Feb 11	@ STL	0-0 2/0 12:46	0-0 0/1 13:50	0-0 2/2 15:26	DND	0-0 0/0 10:26	0-1 1/0 18:53	DND
Feb 15	Vs CBJ	0-0 1/0 13:57	0-1 0/0 10:52	0-0 2/0 13:58	DND	0-0 0/1 14:16	0-0 4/1 18:04	DND
Feb 17	@ CHI	0-0 2/0 12:14	0-0 1/0 12:46	0-1 1/0 12:34	DND	0-0 2/0 12:55	0-0 3/1 19:35	DND
Feb 19	@ EDM	DND	0-0 1/1 13:04	0-0 3/0 15:27	DND	0-2 3/3 11:50	0-0 1/0 18:55	1-0 2/1 8:16
Feb 20	@ CGY	DND	0-1 1/1 8:11	0-0 3/1 15:56	DND	1-0 (W) 2/1 17:38	1-0 2/1 16:20	0-0 0/0 10:03
Feb 23	Vs COL	DND	0-0 2/0 10:39	0-1 3/1 17:04	DND	1-0 3/2 15:57	1-0 2/1 18:28	0-0 1/0 11:17
Feb 25	Vs ANA	DND	0-0 0/0 9:09	0-1 2/2 17:19	DND	0-0 1/0 16:45	1-1 4/2 18:55	0-0 0/0 8:38
Feb 27	Vs DET	To PHI	0-0 1/0 11:05	0-0 4/0 17:16	DND	0-1 1/1 12:54	0-0 1/0 19:38	0-0 0/0 8:44
Mar 2	@ VAN	PHI	0-0 1/2 10:16	1-0 3/0 17:16	DND	0-0 0/2 12:37	0-0 3/0 20:43	0-0 2/1 9:15
Mar 4	Vs NSH	PHI	0-0 0/0 11:19	0-0 1/0 17:25	DND	0-0 1/0 14:35	0-0 0/0 20:19	0-1 0/1 12:11
Mar 5	Vs STL	PHI	0-0 0/1 7:48	0-3 0/3 15:45	DND	0-1 2/0 15:23	0-1 5/4 19:46	0-0 0/1 6:48
Mar 7	Vs DAL	PHI	0-0 1/0 10:38	0-0 2/1 18:47	DND	1-0 2/0 14:50	0-0 4/0 19:01	0-0 1/0 10:39
Mar 9	Vs CGY	PHI	0-0 0/1 10:22	1-2 3/3 14:19	DND	1-0 (W) 2/1 16:37	0-1 3/2 17:39	1-1 2/2 11:00
Mar 11	Vs CGY	PHI	0-0 0/1 7:54	0-0 4/0 15:31	DND	0-0 4/0 17:22	2-0 3/1 18:33	0-0 0/1 9:50
Mar 12	@ PHX	PHI	0-0 2/1 6:32	0-0 6/1 20:18	DND	0-0 1/2 14:10	1-0 6/1 21:19	0-0 0/2 4:44
Mar 14	@ S.J.	PHI	0-0 1/0 11:17	0-2 6/0 18:50	DND	0-0 3/1 15:46	2-0 5/0 18:51	0-0 1/0 10:42
Mar 16	Vs S.J.	PHI	2-0 2/2 10:03	1-0 6/0 15:30	DND	0-2 3/2 18:27	0-1 1/0 17:53	0-1 0/1 11:30
Mar 18	Vs PHX	PHI	0-0 2/0 9:46	0-2 2/1 18:39	DND	0-0 1/0 12:56	0-0 3/1 21:26	0-0 1/0 10:17
Mar 19	Vs PHX	PHI	0-0 2/0 7:23	0-1 1/1 14:39	DND	0-0 0/1 13:28	0-0 1/1 20:36	0-0 0/0 6:18
Mar 21	Vs DAL	PHI	0-0 1/0 10:21	0-0 2/2 20:15	DND	0-0 3/0 13:54	0-0 2/2 20:51	0-0 1/0 9:09
Mar 23	Vs VAN	PHI	0-0 0/0 8:31	0-0 2/0 18:49	DND	0-0 2/1 13:54	0-0 2/0 21:11	0-0 0/0 9:52
Mar 25	@ CHI	PHI	0-0 2/0 13:39	0-0 4/1 15:06	DND	0-1 3/1 15:55	1-0 (W) 5/2 18:09	0-1 1/1 11:10
Mar 28	@ STL	PHI	0-0 0/1 8:27	1-0 4/2 17:27	DND	1-0 6/1 16:33	1-1 7/2 18:59	0-0 0/1 10:39
Mar 30	@ MIN	PHI	0-0 2/1 8:17	1-0 4/0 18:45	DND	0-0 4/0 17:56	1-0 3/0 20:53	0-0 1/1 7:52
Mar 31	@ DAL	PHI	0-1 2/1 8:24	1-0 (W) 3/1 17:26	1-0 4/0 10:48	0-0 4/0 18:06	0-1 4/1 17:23	DND
Apr 2	@ PHX	PHI	0-0 1/1 9:33	1-0 4/1 21:08	0-0 3/1 9:21	0-0 4/0 18:25	0-0 5/1 21:47	DND
Apr 4	Vs MIN	PHI	0-0 0/1 13:37	2-0 (W) 3/2 16:38	0-0 1/0 12:02	0-0 2/0 16:32	0-0 0/2 17:45	0-0 0/0 11:11
Apr 6	Vs EDM	PHI	0-0 0/1 11:31	0-1 1/0 18:41	0-0 3/0 8:25	0-0 2/0 18:17	0-1 5/0 19:58	0-0 2/0 9:04
Apr 7	@ ANA	PHI	0-0 0/0 12:08	0-1 6/1 19:15	0-1 1/0 12:32	0-0 0/0 13:51	1-1 5/1 20:13	0-0 0/1 8:45
Apr 9	@ DAL	PHI	0-0 2/0 11:37	0-0 0/3 14:41	0-0 2/0 13:34	0-0 2/0 16:41	0-0 0/4 17:22	DND
Apr 11	Vs COL	PHI	0-0 1/1 8:29	0-0 3/0 16:44	0-0 0/1 10:10	0-0 3/0 19:06	0-0 2/0 21:46	DND
Apr 13	Vs ANA	PHI	0-0 2/0 9:18	0-0 1/1 18:56	0-0 1/0 9:29	0-1 1/0 18:30	0-0 3/0 21:17	DND
Apr 16	@ S.J.	PHI	0-0 2/0 9:24	0-1 1/1 16:43	0-0 3/0 10:36	0-0 1/0 19:03	1-0 7/0 20:20	DND
Apr 18	Vs CBJ	PHI	1-0 (W) 3/1 9:50	0-0 1/0 16:50	0-1 1/1 12:29	0-0 1/0 17:34	0-0 1/0 17:54	DND
Apr 21	Vs DAL	PHI	0-0 2/0 7:44	0-1 2/1 17:54	0-0 2/0 12:13	0-0 1/1 15:05	2-0 3/1 20:45	DND
Apr 23	@ MIN	PHI	0-0 1/0 10:29	0-0 2/1 16:16	0-1 2/1 11:08	0-0 1/1 14:30	0-0 0/1 16:20	DND
Apr 24	@ DET	PHI	1-0 3/0 14:11	0-0 2/0 16:02	0-0 3/0 15:42	0-1 0/0 16:17	SUS	0-0 1/0 9:36
Apr 27	Vs S.J.	PHI	1-0 3/1 15:56	1-1 (W) 3/1 17:29	0-2 1/2 12:29	0-0 1/1 14:38	SUS	DND

Skaters: Goals-Assists (Game Winning), Shots / (+/-), TOI

Goalies: Goals Allowed / Shots, Decision, Minutes Played

KINGS 2012-13 PLAYER GAME-BY-GAME RESULTS

Date	Opp.	PENNER #25	VOYNOV #26	MARTINEZ #27	STOLL #28	DREWSKE #44	REGEHR #44	NOLAN #71
Jan 19	Vs CHI	0-0 3/1 12:54	0-0 1/1 16:23	0-0 0/1 21:04	0-0 1/0 18:37	0-0 1/1 11:55	BUF	1-0 1/2 8:35
Jan 22	@ COL	0-0 0/1 10:24	0-0 5/0 19:59	0-1 1/0 23:43	0-0 0/0 18:04	0-0 0/0 10:29	BUF	0-1 1/1 8:04
Jan 24	@ EDM	DND	0-0 0/0 19:16	0-0 1/0 21:42	0-0 3/1 21:08	0-0 0/0 11:13	BUF	0-0 0/0 5:30
Jan 26	@ PHX	DND	0-0 2/0 19:31	0-0 0/0 21:50	0-0 3/0 17:41	0-1 1/3 13:40	BUF	0-0 1/1 8:15
Jan 28	Vs VAN	DND	1-0 2/1 19:30	0-0 4/1 21:45	0-0 2/0 17:29	0-0 0/0 15:31	BUF	0-0 0/0 11:20
Jan 31	Vs NSH	DND	0-0 1/1 23:50	0-0 1/1 25:21	0-0 0/0 14:36	0-0 0/0 13:14	BUF	0-0 2/0 9:27
Feb 2	@ ANA	0-0 1/0 11:48	0-1 1/1 18:41	0-0 0/1 16:41	1-0 2/2 17:04	0-0 1/1 15:39	BUF	0-0 0/3 8:18
Feb 5	@ CBJ	DND	1-0 (W) 4/2 24:18	0-0 3/0 19:04	0-0 1/0 18:37	0-1 1/1 17:04	BUF	0-0 0/1 4:43
Feb 7	@ NSH	DND	0-0 1/0 23:50	0-0 0/0 20:03	0-0 1/0 13:38	0-0 1/0 13:06	BUF	0-0 0/0 8:31
Feb 10	@ DET	DND	0-1 4/2 25:36	1-0 4/0 15:25	0-0 4/1 12:47	0-0 0/0 10:41	BUF	0-0 1/0 11:17
Feb 11	@ STL	0-1 1/1 11:41	0-2 1/3 26:06	0-0 0/0 1:35	1-0 1/1 12:04	1-0 3/0 18:37	BUF	0-0 0/0 9:23
Feb 15	Vs CBJ	0-0 3/0 13:45	0-0 2/1 23:11	INJ	0-0 0/1 14:35	0-0 0/0 14:06	BUF	0-0 0/0 8:57
Feb 17	@ CHI	0-0 1/1 12:04	0-0 0/0 20:09	INJ	0-0 0/0 16:10	0-0 3/0 14:43	BUF	0-0 0/1 6:40
Feb 19	@ EDM	0-0 3/0 14:18	0-0 1/1 24:57	INJ	1-0 5/1 16:17	0-1 2/1 14:55	BUF	0-1 1/1 7:24
Feb 20	@ CGY	0-0 4/1 13:04	0-0 3/2 20:11	INJ	0-0 3/1 16:18	0-0 1/1 15:21	BUF	0-0 0/0 6:23
Feb 23	Vs COL	0-1 2/1 11:03	0-1 1/2 12:15	INJ	0-1 0/1 13:41	0-0 2/0 16:19	BUF	0-0 1/0 9:27
Feb 25	Vs ANA	1-0 3/1 14:33	1-1 (W) 2/2 22:53	INJ	0-1 1/1 16:08	0-0 2/1 15:49	BUF	0-0 0/0 6:19
Feb 27	Vs DET	0-0 2/1 14:27	0-0 2/0 22:49	INJ	0-0 0/1 14:43	0-0 1/0 15:46	BUF	0-0 1/0 8:03
Mar 2	@ VAN	0-1 3/0 15:52	0-0 4/3 18:07	DND	0-0 0/0 15:43	0-0 1/1 18:12	BUF	1-0 1/0 8:00
Mar 4	Vs NSH	0-1 0/2 10:50	0-3 0/1 26:17	0-0 0/1 14:05	0-2 2/1 13:43	DND	BUF	0-0 1/0 11:43
Mar 5	Vs STL	0-1 3/0 11:29	1-0 1/0 24:44	0-0 0/1 11:16	0-0 0/0 17:58	DND	BUF	0-0 1/2 5:54
Mar 7	Vs DAL	0-1 2/1 14:39	0-0 0/0 25:21	0-1 1/0 16:37	0-0 1/1 16:12	DND	BUF	0-0 1/0 9:19
Mar 9	Vs CGY	0-1 2/0 14:18	0-3 0/1 20:32	0-0 0/0 15:26	0-0 1/0 16:13	DND	BUF	0-1 1/1 10:38
Mar 11	Vs CGY	0-0 0/0 14:44	0-1 0/0 24:46	0-0 0/1 12:08	1-0 (W) 1/1 15:40	DND	BUF	0-0 0/0 8:00
Mar 12	@ PHX	0-0 2/0 18:02	0-1 0/1 22:49	DND	0-1 2/1 17:47	0-0 0/1 12:55	BUF	0-0 0/1 3:45
Mar 14	@ S.J.	0-0 1/1 12:45	0-0 2/1 24:53	0-0 3/1 18:40	0-0 2/1 14:58	DND	BUF	0-0 0/0 7:25
Mar 16	Vs S.J.	0-1 1/2 11:27	0-1 0/0 20:31	0-1 1/2 17:44	1-1 (W) 2/2 20:03	DND	BUF	DND
Mar 18	Vs PHX	0-0 2/0 9:13	0-0 1/1 24:04	0-0 1/0 13:47	0-1 2/0 14:21	DND	BUF	DND
Mar 19	Vs PHX	1-0 3/1 10:14	0-0 4/2 22:24	0-1 0/0 14:27	1-0 (W) 1/1 14:03	DND	BUF	DND
Mar 21	Vs DAL	0-0 4/0 13:09	0-0 3/1 23:02	0-0 0/0 12:19	0-0 3/0 15:45	DND	BUF	0-0 1/0 8:16
Mar 23	Vs VAN	0-0 3/0 12:22	0-0 1/0 25:08	0-0 1/0 11:44	0-0 3/1 17:21	DND	BUF	0-0 0/0 9:21
Mar 25	@ CHI	DND	0-1 1/1 22:07	0-0 1/0 9:31	1-0 3/1 18:05	DND	BUF	0-0 2/1 7:37
Mar 28	@ STL	DND	0-1 1/1 23:03	0-0 3/0 12:25	0-1 1/1 18:28	DND	BUF	0-0 0/1 9:01
Mar 30	@ MIN	DND	0-0 1/0 21:53	0-0 2/1 16:00	0-0 1/0 17:38	DND	BUF	0-0 0/1 17:13
Mar 31	@ DAL	0-1 2/0 13:28	0-1 2/1 24:21	0-0 0/0 13:48	0-0 2/0 16:28	DND	BUF	DND
Apr 2	@ PHX	INJ	0-0 3/0 25:24	0-0 3/3 21:47	0-0 0/1 17:29	To MTL	DND	0-0 0/1 9:31
Apr 4	Vs MIN	INJ	0-0 3/2 21:58	DND	0-0 0/0 17:10	MTL	0-1 1/2 18:25	0-0 0/0 11:56
Apr 6	Vs EDM	INJ	1-0 3/0 20:11	DND	0-1 4/0 17:01	MTL	0-0 4/1 19:16	0-0 0/0 7:36
Apr 7	@ ANA	INJ	0-0 1/0 21:57	DND	0-0 3/1 16:06	MTL	0-0 2/0 25:30	0-0 3/1 8:14
Apr 9	@ DAL	0-0 3/0 10:36	0-0 3/1 19:55	DND	0-0 1/0 15:23	MTL	0-0 1/3 20:13	0-0 1/1 10:14
Apr 11	Vs COL	0-1 2/0 12:40	0-0 1/2 23:57	DND	0-0 3/0 19:22	MTL	0-0 1/0 21:35	0-0 0/1 9:44
Apr 13	Vs ANA	0-0 2/0 11:15	0-0 0/1 23:00	DND	0-1 1/0 17:52	MTL	0-0 1/1 20:44	0-0 0/0 8:11
Apr 16	@ S.J.	0-0 1/1 11:03	0-1 0/1 24:26	DND	0-0 1/0 18:31	MTL	0-1 0/0 22:18	0-0 0/0 7:42
Apr 18	Vs CBJ	0-0 2/1 10:55	0-0 2/1 18:57	DND	0-0 1/0 17:17	MTL	0-0 0/0 23:25	0-1 0/1 9:59
Apr 21	Vs DAL	0-1 0/1 12:29	0-0 1/1 22:22	DND	0-0 1/1 15:50	MTL	0-0 1/1 21:46	0-0 0/0 7:30
Apr 23	@ MIN	0-0 0/0 12:13	0-0 2/1 19:51	DND	0-0 0/1 16:34	MTL	0-0 1/0 19:07	0-0 2/0 9:42
Apr 24	@ DET	DND	0-0 4/1 20:39	DND	0-1 1/0 16:17	MTL	0-0 0/1 19:45	0-0 0/0 9:32
Apr 27	Vs S.J.	0-1 0/0 15:18	1-0 2/1 18:56	DND	0-0 3/1 17:58	MTL	0-0 0/1 23:11	0-0 0/1 10:10

Skaters: Goals-Assists (Game Winning), Shots / (+/-), TOI

KINGS 2012-13 PLAYER GAME-BY-GAME RESULTS

Date	Opp.	TOFFOLI #73	KING #74	CARTER #77	QUICK #32	BERNIER #45
Jan 19	Vs CHI	MIN	0-0 1/0 11:45	0-0 2/-1 17:42	5/22 L 59	DNP
Jan 22	@ COL	MIN	0-0 1/0 10:51	0-0 2/-1 19:22	3/31 L 58	DNP
Jan 24	@ EDM	MIN	0-0 2/0 10:25	1-0 5/1 18:12	2/39 O 63	DNP
Jan 26	@ PHX	MIN	0-0 2/-1 14:08	1-0 (W) 3/2 14:51	2/33 W 60	DNP
Jan 28	Vs VAN	MIN	0-0 3/0 12:29	1-0 2/0 18:13	2/23 W 64	DNP
Jan 31	Vs NSH	MIN	0-0 0/0 9:13	0-0 5/-1 20:28	1/14 O 65	DNP
Feb 2	@ ANA	MIN	DND	0-0 2/-1 20:42	2/3 6	4/21 L 53
Feb 5	@ CBJ	MIN	0-0 0/1 13:20	1-0 2/-1 15:15	2/20 W 60	DNP
Feb 7	@ NSH	MIN	0-0 2/0 12:36	0-0 2/-1 18:40	3/14 L 60	DNP
Feb 10	@ DET	MIN	0-0 5/1 12:34	0-1 2/-1 17:58	3/31 L 60	DNP
Feb 11	@ STL	MIN	0-0 1/0 13:33	2-0 (W) 4/2 20:05	DNP	1/22 W 60
Feb 15	Vs CBJ	MIN	0-0 0/0 9:15	0-0 0/0 21:15	DNP	1/13 W 60
Feb 17	@ CHI	MIN	0-0 0/-1 7:54	0-0 4/0 19:16	3/37 L 59	DNP
Feb 19	@ EDM	MIN	0-1 2/1 14:31	1-0 (W) 4/1 17:23	1/24 W 60	DNP
Feb 20	@ CGY	MIN	0-0 3/-1 12:06	1-1 4/2 18:02	DNP	1/27 W 60
Feb 23	Vs COL	MIN	0-1 0/1 11:13	1-0 (W) 4/1 16:10	1/24 W 60	DNP
Feb 25	Vs ANA	MIN	0-1 0/1 14:29	1-0 4/0 15:56	2/26 W 60	DNP
Feb 27	Vs DET	MIN	0-1 1/0 11:20	1-0 3/0 18:36	DNP	1/33 W 60
Mar 2	@ VAN	MIN	0-0 0/-1 14:50	0-0 2/-3 15:11	4/23 L 58	DNP
Mar 4	Vs NSH	MIN	1-0 3/0 12:20	3-0 (W) 5/2 15:19	DNP	1/19 W 60
Mar 5	Vs STL	MIN	0-0 1/0 12:48	1-0 (W) 3/0 18:59	1/6 W 39	3/8 21
Mar 7	Vs DAL	MIN	0-1 1/0 12:44	1-0 3/-1 16:12	4/21 L 60	DNP
Mar 9	Vs CGY	MIN	0-0 1/1 14:01	1-0 1/-1 16:13	2/19 W 60	DNP
Mar 11	Vs CGY	DND	0-0 2/1 13:01	0-0 3/1 16:41	1/24 W 60	DNP
Mar 12	@ PHX	DND	0-0 1/-2 10:53	0-0 2/0 20:07	5/29 L 60	DNP
Mar 14	@ S.J.	DND	1-0 1/1 14:06	0-0 3/-1 17:26	3/12 28	1/14 L 30
Mar 16	Vs S.J.	0-0 1/0 13:20	1-0 3/2 17:35	0-0 0/1 13:12	DNP	2/22 W 60
Mar 18	Vs PHX	1-1 3/1 12:18	0-0 0/0 9:45	1-1 4/1 16:29	0/27 W 60	DNP
Mar 19	Vs PHX	0-0 1/1 12:22	0-0 0/-1 11:25	0-0 2/1 19:31	DNP	2/42 W 60
Mar 21	Vs DAL	DND	0-0 3/0 12:14	0-0 3/0 17:02	2/21 L 59	DNP
Mar 23	Vs VAN	DND	0-0 1/-1 13:23	0-0 0/0 16:29	1/13 L 59	DNP
Mar 25	@ CHI	1-0 1/1 10:20	1-0 1/-2 11:59	0-0 2/-2 18:08	4/25 W 60	DNP
Mar 28	@ STL	0-1 4/1 13:55	0-1 2/0 15:11	0-1 3/1 15:08	2/22 W 60	DNP
Mar 30	@ MIN	0-1 2/0 15:01	0-0 2/0 13:37	1-0 2/0 18:15	3/28 O 65	DNP
Mar 31	@ DAL	0-0 1/1 9:06	0-0 2/0 17:53	1-0 1/0 15:36	DNP	2/15 W 60
Apr 2	@ PHX	0-0 2/-2 8:58	0-0 0/-1 13:31	0-0 6/-1 14:02	3/31 L 59	DNP
Apr 4	Vs MIN	DND	0-0 0/0 12:52	1-0 1/1 16:11	DNP	0/23 W 60
Apr 6	Vs EDM	DND	0-0 3/1 12:52	1-1 (W) 3/2 16:28	1/24 W 60	DNP
Apr 7	@ ANA	DND	0-0 2/-1 11:51	1-0 4/0 21:01	DNP	3/22 O 64
Apr 9	@ DAL	DND	0-0 0/0 12:34	0-0 1/-2 18:04	5/31 L 60	DNP
Apr 11	Vs COL	DND	0-0 2/0 13:03	1-0 6/0 19:12	2/28 W 65	DNP
Apr 13	Vs ANA	DND	0-0 0/1 13:59	0-0 0/0 16:29	1/20 W 60	DNP
Apr 16	@ S.J.	DND	0-0 3/0 12:57	0-0 3/-1 17:02	2/35 O 65	DNP
Apr 18	Vs CBJ	DND	0-0 0/0 14:07	0-0 1/-1 14:02	1/21 W 60	DNP
Apr 21	Vs DAL	MIN	0-0 2/-1 10:10	1-2 (W) 4/0 19:44	3/27 W 64	DNP
Apr 23	@ MIN	MIN	0-0 1/-1 14:14	1-0 6/1 19:14	DNP	2/25 L 59
Apr 24	@ DET	0-0 3/-1 13:53	0-0 0/0 10:29	0-0 2/0 19:05	3/36 L 59	DNP
Apr 27	Vs S.J.	0-0 2/1 10:34	0-0 0/-1 17:26	0-0 3/0 19:07	2/25 W 60	DNP

Skaters: Goals-Assists (Game Winning), Shots / (+/-), TOI

Goalies: Goals Allowed / Shots, Decision, Minutes Played

KINGS 2012-13 SEASON TRANSACTIONS

Opening Day Roster – Jonathan Bernier, Dustin Brown, Jeff Carter, Kyle Clifford, Drew Doughty, Davis Drewiske, Colin Fraser, Simon Gagne, Matt Greene, Dwight King, Trevor Lewis, Alec Martinez, Jake Muzzin, Jordan Nolan, Dustin Penner, Jonathan Quick, Mike Richards, Brad Richardson, Rob Scuderi, Anthony Stewart, Jarret Stoll, Slava Voynov, Justin Williams

Jan. 13 – Anthony Stewart (RW), fourth-round selection in 2013 NHL Draft and sixth-round selection in 2014 NHL Draft acquired from Carolina for Kevin Westgarth (RW)

Jan. 21 – Andrew Bodnarchuk (D) recalled from Manchester; Matt Greene (D) placed on Injured Reserve (retroactive to Jan. 19)

Jan. 22 – Anze Kopitar activated from non-roster list; Anthony Stewart (RW) assigned to Manchester

Feb. 6 – Andrew Campbell (D) recalled from Manchester; Andrew Bodnarchuk (D) assigned to Manchester

Feb. 6 – Fifth-round selection in 2013 NHL Draft acquired from New Jersey for Andrei Loktionov (C)

Feb. 7 – Keaton Ellerby (D) acquired from Florida for fifth-round selection in 2013 NHL Draft; Andrew Campbell (D) assigned to Manchester

Feb. 13 – Alec Martinez (D) placed on Injured Reserve (retroactive to Feb. 11); Andrew Campbell (D) recalled from Manchester

Feb. 26 – Conditional selection in 2013 NHL Draft acquired from Philadelphia for Simon Gagne (LW)

March 2 – Alec Martinez (D) activated from Injured Reserve; Andrew Campbell (D) assigned to Manchester

March 10 – Tyler Toffoli (C) recalled from Manchester

April 1 – Robyn Regehr (D) acquired from Buffalo for second-round selection in 2014 NHL Draft and second-round selection in 2015 NHL Draft; Dustin Penner (LW) placed on Injured Reserve (retroactive to March 31)

April 2 – Fifth-round selection in 2013 NHL Draft acquired from Montreal for Davis Drewiske (D)

April 5 – Derek Forbort (D) signed to three-year entry level contract

April 8 – Dustin Penner (LW) activated from Injured Reserve

April 13 – Nick Shore (C) signed to three-year entry level contract

April 18 – Matt Greene (D) activated from Injured Reserve

April 19 – Tyler Toffoli (C) assigned to Manchester

April 24 – Tyler Toffoli (C) recalled from Manchester

May 6 – Martin Jones (G) recalled from Manchester; J.F. Berube (G) recalled from Ontario

May 9 – Andy Andreoff (LW), Andrew Bodnarchuk (D), Andrew Campbell (D), Robert Czarnik (C), Nicolas Deslauriers (D), Brandon Kozun (RW), Brian O'Neill (RW), Tanner Pearson (LW), Linden Vey (RW) and Jordan Weal (C) recalled from Manchester

May 10 – Anthony Stewart (RW) recalled from Manchester

May 30 – Robyn Regehr (D) re-signed to two-year contract extension

LAST SEASON



LOS ANGELES KINGS

1.888.KINGS.LA | LAKINGS.COM

PRIDE=PASSION=POWER

102

KINGS 2013 FINAL PLAYOFF STATISTICS

#	Player	Pos	GP	G	A	P +/-	PIM	PP	SH	GW	OT	S	S%	TOI/G	Sft/G	FO%
77	Jeff Carter	C	18	6	7	13 +6	14	1	0	0	0	56	10.7	19:37	26.7	45.8
26	Slava Voynov	D	18	6	7	13 +9	0	0	0	4	1	34	17.6	21:54	30.4	0.0
10	Mike Richards	C	15	3	9	12 +5	8	1	0	0	0	23	13.0	19:08	27.7	50.2
14	Justin Williams	R	18	6	3	9 0	8	1	0	2	0	57	10.5	18:35	24.7	50.0
11	Anze Kopitar	C	18	3	6	9 -2	12	1	0	1	0	32	9.4	21:14	26.9	51.9
73	Tyler Toffoli	C	12	2	4	6 +5	0	1	0	0	0	19	10.5	10:46	16.4	0.0
25	Dustin Penner	L	18	3	2	5 +4	8	0	0	1	0	35	8.6	14:32	21.4	16.7
8	Drew Doughty	D	18	2	3	5 -7	8	1	0	0	0	32	6.3	27:57	36.6	0.0
74	Dwight King	L	18	2	3	5 -4	2	0	1	0	0	19	10.5	14:46	20.2	100.0
23	Dustin Brown	R	18	3	1	4 +2	8	2	0	0	0	31	9.7	18:46	25.4	26.9
22	Trevor Lewis	C	18	1	2	3 -3	2	1	0	1	0	25	4.0	16:24	24.1	39.8
6	Jake Muzzin	D	17	0	3	3 -2	6	0	0	0	0	14	0.0	15:50	22.5	0.0
7	Rob Scuderi	D	18	0	3	3 +9	0	0	0	0	0	12	0.0	23:18	33.7	0.0
27	Alec Martinez	D	7	0	2	2 -4	8	0	0	0	0	4	0.0	13:14	21.3	0.0
2	Matt Greene	D	9	0	2	2 +3	6	0	0	0	0	4	0.0	15:28	26.1	0.0
13	Kyle Clifford	L	14	0	2	2 -1	8	0	0	0	0	16	0.0	10:21	15.6	50.0
24	Colin Fraser	C	16	0	2	2 -2	10	0	0	0	0	6	0.0	8:27	12.7	46.4
15	Brad Richardson	C	11	0	1	1 -3	0	0	0	0	0	10	0.0	10:46	16.7	37.5
28	Jarret Stoll	C	12	0	1	1 -2	4	0	0	0	0	11	0.0	16:01	24.8	51.0
44	Robyn Regehr	D	18	0	1	1 -8	6	0	0	0	0	16	0.0	21:13	31.9	0.0
70	Tanner Pearson	L	1	0	0	0 0	0	0	0	0	0	0	0.0	5:44	9.0	0.0
5	Keaton Ellerby	D	5	0	0	0 0	0	0	0	0	0	3	0.0	10:43	17.4	0.0
71	Jordan Nolan	C	7	0	0	0 0	4	0	0	0	0	1	0.0	8:52	12.4	0.0

GOALTENDER RECORDS

#	Goalie	GP	GS	W	L	SA	GA	GAA	Sv	Sv%	SO	G	A	PIM	TOI
32	Jonathan Quick	18	18	9	9	518	34	1.86	484	.934	3	0	1	14	1,099:00
45	Jonathan Bernier	1	0	0	0	9	0	0.00	9	1.000	0	0	0	0	29:55

2013 NHL PLAYOFF RESULTS

CONFERENCE QUARTERFINALS

Western Conference

No. 1 Chicago defeats No. 8 Minnesota 4-1
No. 7 Detroit defeats No. 2 Anaheim 4-3
No. 6 San Jose defeats No. 3 Vancouver 4-0
No. 5 Los Angeles defeats No. 4 St. Louis 4-2

Eastern Conference

No. 1 Pittsburgh defeats No. 8 NY Islanders 4-2
No. 7 Ottawa defeats No. 2 Montreal 4-1
No. 6 NY Rangers defeats No. 3 Washington 4-3
No. 4 Boston defeats No. 5 Toronto 4-3

CONFERENCE SEMIFINALS

Western Conference

No. 1 Chicago defeats No. 7 Detroit 4-3
No. 5 Los Angeles defeats No. 6 San Jose 4-3

Eastern Conference

No. 1 Pittsburgh defeats No. 7 Ottawa 4-1
No. 4 Boston defeats No. 6 NY Rangers 4-1

CONFERENCE FINALS

Western Conference

No. 1 Chicago defeats No. 5 Los Angeles 4-1

Eastern Conference

No. 4 Boston defeats No. 1 Pittsburgh 4-0

STANLEY CUP FINAL

No. 1 Chicago defeats No. 4 Boston 4-2

ALL-TIME RECORDS



Justin Williams scored two goals in Game 7 against the Sharks as the Kings won the game, 2-1, and the series on May 28, 2013.

KINGS 1967-68 SEASON IN REVIEW

Record: 31-33-10 (72 points)
West Division Finish: 2nd

General Manager: Larry Regan
Head Coach: Red Kelly
Captain: Bob Wall

SCORING											
PLAYER	GP	G	A	PTS	PIM	PLAYER	GP	G	A	PTS	PIM
Eddie Joyal	74	23	34	57	20	Brent Hughes	44	4	10	14	36
Bill Flett	73	26	20	46	97	Dave Amadio	58	4	6	10	101
Lowell MacDonald	74	21	24	45	12	Brian Kilrea	25	3	5	8	12
Ted Irvine	73	18	22	40	26	Jim Anderson	7	1	2	3	2
Gord Labossiere	68	13	27	40	31	Jacques Lemieux	16	0	3	3	8
Bill White	74	11	27	38	100	Bill Inglis	12	1	1	2	0
Real Lemieux	74	12	23	35	60	Jim Murray	30	0	2	2	14
Terry Gray	65	12	16	28	22	Jacques Caron	1	0	0	0	0
Howie Menard	35	9	15	24	32	Poul Popiel	1	0	0	0	0
Howie Hughes	74	9	14	23	20	Larry Johnston	4	0	0	0	4
Bob Wall	71	5	18	23	66	Mike Corrigan	5	0	0	0	2
Bryan Campbell	44	6	15	21	16	Terry Sawchuk	36	0	0	0	0
Brian Smith	58	10	9	19	33	Wayne Rutledge	45	0	0	0	4
Doug Robinson	34	9	9	18	6	Team PIM					4
Dale Rolfe	68	3	13	16	84	Team Totals	74	200	315	515	812
GOALTENDER											
PLAYER	GP	MIN	GA	SO	EN	SA	S%	AVG	W-L-OT		
Wayne Rutledge	45	2,444	117	2	2	—	—	2.87	20-18-4		
Terry Sawchuk	36	1,936	99	2	2	—	—	3.07	11-14-6		
Jacques Caron	1	60	4	0	0	—	—	4.00	0-1-0		
Empty Net Goals			4								
Team Totals	74	4,440	224	4	4	—	—	3.03	31-33-10		

RESULTS

1	* Oct. 14	PHILADELPHIA	4-2	W	1-0-0	7,023	38	Jan. 4	@	Pittsburgh	3-4	L	16-19-3	4,202
2	* Oct. 15	MINNESOTA	5-3	W	2-0-0	4,289	39	Jan. 6	@	St. Louis	1-2	L	16-20-3	7,186
3	Oct. 18	@ Oakland	2-2	T	2-0-1	3,419	40	Jan. 7	@	Oakland	0-6	L	16-21-3	4,577
4	Oct. 21	@ St. Louis	3-3	T	2-0-2	7,127	41	Jan. 11	@	ST. LOUIS	2-2	T	16-21-4	6,894
5	Oct. 22	@ Chicago	5-3	W	3-0-2	16,666	42	Jan. 18	@	PITTSBURGH	3-2	W	17-21-4	5,877
6	Oct. 25	@ Toronto	2-4	L	3-1-2	15,698	43	Jan. 19	@	NEW YORK	5-2	W	18-21-4	11,740
7	Oct. 26	@ Boston	0-2	L	3-2-2	12,973	44	Jan. 21	@	Oakland	0-3	L	18-22-4	3,650
8	Oct. 28	@ Pittsburgh	5-3	W	4-2-2	6,500	45	Jan. 24	@	OAKLAND	1-4	L	18-23-4	7,553
9	** Oct. 31	NEW YORK	1-6	L	4-3-2	5,455	46	Jan. 27	@	Pittsburgh	5-3	W	19-23-4	11,156
10	** Nov. 2	CHICAGO	1-3	L	4-4-2	8,012	47	Jan. 28	@	Philadelphia	2-0	W	20-23-4	13,577
11	Nov. 4	@ Minnesota	2-2	T	4-4-3	10,246	48	Jan. 31	@	Minnesota	1-6	L	20-24-4	10,751
12	Nov. 5	@ Detroit	6-4	W	5-4-3	12,057	49	Feb. 1	@	Detroit	8-6	W	21-24-4	10,267
13	** Nov. 7	OAKLAND	5-4	W	6-4-3	5,164	50	Feb. 3	@	Montreal	1-5	L	21-25-4	15,343
14	** Nov. 9	TORONTO	4-1	W	7-4-3	9,604	51	Feb. 4	@	Chicago	3-5	L	21-26-4	16,666
15	Nov. 15	@ Oakland	1-4	L	7-5-3	3,256	52	Feb. 7	@	MINNESOTA	2-4	L	21-27-4	7,120
16	** Nov. 17	DETROIT	1-4	L	7-6-3	9,498	53	Feb. 8	@	PITTSBURGH	3-1	W	22-27-4	6,195
17	** Nov. 19	MONTREAL	4-2	W	8-6-3	9,849	54	Feb. 12	@	TORONTO	2-0	W	23-27-4	12,307
18	** Nov. 22	OAKLAND	3-1	W	9-6-3	5,301	55	Feb. 14	@	St. Louis	2-2	T	23-27-5	7,652
19	** Nov. 24	PITTSBURGH	5-3	W	10-6-3	6,458	56	Feb. 16	@	PHILADELPHIA	7-1	W	24-27-5	9,057
20	Nov. 26	@ Philadelphia	2-3	L	10-7-3	11,420	57	Feb. 18	@	BOSTON	5-6	L	24-28-5	11,066
21	Nov. 29	@ St. Louis	2-7	L	10-8-3	5,583	58	Feb. 24	@	CHICAGO	3-3	T	24-28-6	15,752
22	Dec. 2	@ Montreal	3-2	W	11-8-3	14,584	59	Feb. 25	@	ST. LOUIS	4-2	W	25-28-6	7,386
23	Dec. 3	@ New York	2-4	L	11-9-3	14,012	60	Feb. 29	@	Philadelphia	3-1	W	26-28-6	9,115
24	** Dec. 6	ST. LOUIS	3-2	W	12-9-3	4,323	61	Mar. 2	@	Toronto	2-5	L	26-29-6	15,816
25	** Dec. 8	PHILADELPHIA	0-3	L	12-10-3	4,624	62	Mar. 5	@	MONTREAL	2-6	L	26-30-6	14,450
26	Dec. 10	@ Boston	3-1	W	13-10-3	13,909	63	Mar. 7	@	OAKLAND	9-2	W	27-30-6	6,678
27	Dec. 13	@ Minnesota	0-4	L	13-11-3	7,749	64	Mar. 9	@	Pittsburgh	1-3	L	27-31-6	8,176
28	** Dec. 15	MINNESOTA	0-3	L	13-12-3	4,149	65	Mar. 10	@	New York	4-3	W	28-31-6	17,250
29	** Dec. 16	BOSTON	2-5	L	13-13-3	6,510	66	Mar. 12	@	DETROIT	2-2	T	28-31-7	10,224
30	** Dec. 19	OAKLAND	3-1	W	14-13-3	4,045	67	Mar. 14	@	Philadelphia	0-0	T	28-31-8	4,116
31	** Dec. 21	PITTSBURGH	4-1	W	15-13-3	4,013	68	Mar. 16	@	Minnesota	2-1	W	29-31-8	13,739
32	** Dec. 23	ST. LOUIS	4-0	W	16-13-3	4,447	69	Mar. 20	@	MINNESOTA	3-3	T	29-31-9	9,453
33	Dec. 25	@ Pittsburgh	3-4	L	16-14-3	4,002	70	Mar. 22	@	ST. LOUIS	6-1	W	30-31-9	8,753
34	Dec. 27	@ St. Louis	2-4	L	16-15-3	8,177	71	Mar. 23	@	PHILADELPHIA	4-2	W	31-31-9	14,003
35	** Dec. 30	PHILADELPHIA	0-2	L	16-16-3	14,366	72	Mar. 26	@	PITTSBURGH	1-2	L	31-32-9	7,057
36	Dec. 31	@ Philadelphia	1-9	L	16-17-3	5,643	73	Mar. 27	@	MINNESOTA	3-5	L	31-33-9	8,559
37	Jan. 3	@ Minnesota	0-6	L	16-18-3	9,921	74	Mar. 30	@	Oakland	2-2	T	31-33-10	7,085

* Home games played at the Long Beach Arena
 ** Home games played at the Los Angeles Sports Arena
 *** First game at Forum

KINGS 1968-69 SEASON IN REVIEW

Record: 24-42-10 (58 points)
West Division Finish: 4th

General Manager: Larry Regan
Head Coach: Red Kelly
Captain: Bob Wall

SCORING											
PLAYER	GP	G	A	PTS	PIM	PLAYER	GP	G	A	PTS	PIM
Eddie Joyal	73	33	19	52	24	Skip Krake	30	3	9	12	11
Bill Flett	72	24	25	49	53	Doug Robinson	31	2	10	12	2
Real Lemieux	75	11	29	40	68	Ron Anderson	56	3	5	8	26
Ted Irvine	76	15	24	39	47	Gary Croteau	11	5	1	6	6
Bill White	75	5	28	33	38	Dave Amadio	65	1	5	6	60
Howie Hughes	73	16	14	30	10	Bryan Campbell	18	2	1	3	4
Lowell MacDonald	58	14	14	28	10	Bill Inglis	10	0	1	1	0
Gord Labossiere	48	10	18	28	12	Gerry Desjardins	60	0	1	1	6
Howie Menard	56	10	17	27	31	Gerry Foley	1	0	0	0	0
Bob Wall	71	13	13	26	16	Marc Dufour	2	0	0	0	0
Jimmy Peters	76	10	15	25	28	Jacques Caron	3	0	0	0	0
Dale Rolfe	75	3	19	22	85	Wayne Rutledge	17	0	0	0	2
Brent Hughes	72	2	19	21	73	Team PIM					10
Larry Cahan	72	3	11	14	76	Team Totals	76	185	298	483	698
GOALTENDER											
PLAYER	GP	MIN	GA	SO	EN	SA	S%	AVG	W-L-OT		
Gerry Desjardins	60	3,499	190	4	4	—	—	3.26	18-34-6		
Wayne Rutledge	17	921	56	0	0	—	—	3.65	6-7-4		
Jacques Caron	3	140	9	0	1	—	—	3.86	0-1-0		
Empty Net Goals			5								
Team Totals	76	4,560	260	4	5	—	—	3.42	24-42-10		

RESULTS

1	Oct. 12	@ St. Louis	0-6	L	0-1-0	14,674	39	Jan. 14	NEW YORK	3-1	W	13-20-6	7,091
2	Oct. 13	@ Oakland	4-4	T	0-1-1	2,668	40	Jan. 16	CHICAGO	3-2	W	14-20-6	12,269
3	Oct. 17	BOSTON	2-1	W	1-1-1	10,280	41	Jan. 18	PHILADELPHIA	4-0	W	15-20-6	9,712
4	Oct. 19	@ Minnesota	1-4	L	1-2-1	13,262	42	Jan. 23	@ New York	1-3	L	15-21-6	16,777
5	Oct. 20	@ New York	0-7	L	1-3-1	14,612	43	Jan. 25	@ Minnesota	2-3	L	15-22-6	12,215
6	Oct. 23	MONTREAL	2-5	L	1-4-1	9,118	44	Jan. 26	@ Chicago	3-9	L	15-23-6	16,666
7	Oct. 26	PHILADELPHIA	6-2	W	2-4-1	6,597	45	Jan. 29	TORONTO	3-1	W	16-23-6	8,035
8	Oct. 30	CHICAGO	2-4	L	2-5-1	9,407	46	Jan. 30	BOSTON	5-7	L	16-24-6	10,491
9	Nov. 2	PITTSBURGH	3-2	W	3-5-1	7,602	47	Feb. 1	OAKLAND	8-5	W	17-24-6	8,402
10	Nov. 6	NEW YORK	2-0	W	4-5-1	6,396	48	Feb. 4	ST. LOUIS	4-2	W	18-24-6	7,171
11	Nov. 9	TORONTO	3-1	W	5-5-1	11,573	49	Feb. 6	MONTREAL	2-4	L	18-25-6	11,192
12	Nov. 12	OAKLAND	3-1	W	6-5-1	6,009	50	Feb. 8	@ Pittsburgh	4-2	W	19-25-6	5,933
13	Nov. 14	DETROIT	2-5	L	6-6-1	8,525	51	Feb. 9	@ Detroit	0-5	L	19-26-6	13,467
14	Nov. 16	@ Minnesota	2-3	L	6-7-1	14,841	52	Feb. 11	@ Montreal	3-7	L	19-27-6	16,136
15	Nov. 17	@ Philadelphia	1-3	L	6-8-1	9,125	53	Feb. 13	NEW YORK	4-1	W	20-27-6	7,891
16	Nov. 20	@ New York	2-4	L	6-9-1	14,249	54	Feb. 15	@ St. Louis	1-4	L	20-28-6	15,187
17	Nov. 21	@ Boston	1-4	L	6-10-1	14,618	55	Feb. 16	@ Detroit	3-6	L	20-29-6	13,553
18	Nov. 23	@ Pittsburgh	2-2	T	6-10-2	6,242	56	Feb. 19	@ Minnesota	4-7	L	20-30-6	12,052
19	Nov. 24	@ Philadelphia	3-1	W	7-10-2	9,086	57	Feb. 20	CHICAGO	2-6	L	20-31-6	10,845
20	Nov. 27	MONTREAL	2-4	L	7-11-2	12,579	58	Feb. 22	ST. LOUIS	1-3	L	20-32-6	11,584
21	Nov. 30	PITTSBURGH	2-4	L	7-12-2	7,243	59	Feb. 23	@ Oakland	4-3	W	21-32-6	5,485

KINGS 1969-70 SEASON IN REVIEW

Record: 14-52-10 (38 points)
West Division Finish: 6th

General Manager: Larry Regan
Head Coach: Hal Laycoe (5-18-1)/
 Johnny Wilson (9-34-9)
Captain: Larry Cahan

SCORING											
PLAYER	GP	G	A	PTS	PIM	PLAYER	GP	G	A	PTS	PIM
Ross Lonsberry	76	20	22	42	118	Bryan Campbell	31	4	4	8	4
Eddie Joyal	59	18	22	40	8	Dale Hoganson	49	1	7	8	37
Butch Goring	59	13	23	36	8	Brent Hughes	52	1	7	8	108
Eddie Shack	73	22	12	34	113	Real Lemieux	18	2	4	6	10
Bill Flett	69	14	18	32	70	Gilles Marotte	21	0	6	6	32
Leon Rochefort	76	9	23	32	14	Howie Hughes	21	0	4	4	0
Jimmy Peters	74	15	9	24	10	Garry Monahan	21	0	3	3	12
Ted Irvine	58	11	13	24	28	Juha Widing	4	0	2	2	2
Skip Krake	58	5	17	22	86	Jacques Lemieux	3	0	1	1	0
Bob Wall	70	5	13	18	26	Jim Stanfield	1	0	0	0	0
Bill White	40	4	11	15	21	Gary Croteau	3	0	0	0	0
Dick Duff	32	5	8	13	8	Wayne Rutledge	20	0	0	0	5
Dennis Hextall	28	5	7	12	40	Denis Dejordy	21	0	0	0	0
Larry Cahan	70	4	8	12	52	Gerry Desjardins	43	0	0	0	14
Mike Corrigan	36	6	4	10	30	Team PIM					2
Matt Ravlich	21	3	7	10	34	Team Totals	76	168	264	432	969
Dale Rolfe	55	1	9	10	77						

GOALTENDER	GP	MIN	GA	SO	EN	SA	S%	AVG	W-L-OT
Denis Dejordy	21	1,147	62	0	0	—	—	3.24	5-11-4
Gerry Desjardins	43	2,453	159	3	1	—	—	3.89	7-29-5
Wayne Rutledge	20	960	68	0	0	—	—	4.25	2-12-1
Empty Net Goals			1						
Team Totals	76	4,560	290	3	1	—	—	3.82	14-52-10

RESULTS

1 Oct. 11 @ Montreal	1-5	L	0-1-0	16,454	39 Jan. 15 @ Boston	3-6	L	8-26-5	14,835
2 Oct. 15 @ St. Louis	1-4	L	0-2-0	15,205	40 Jan. 17 @ St. Louis	1-3	L	8-27-5	16,048
3 Oct. 17 @ Oakland	1-5	L	0-3-0	8,351	41 Jan. 18 @ Detroit	1-3	L	8-28-5	12,933
4 Oct. 18 OAKLAND	5-0	W	1-3-0	10,018	42 Jan. 22 TORONTO	2-3	L	8-29-5	8,176
5 Oct. 22 PITTSBURGH	2-0	W	2-3-0	5,558	43 Jan. 24 @ Pittsburgh	2-4	L	8-30-5	7,581
6 Oct. 25 BOSTON	2-3	L	2-4-0	12,019	44 Jan. 25 @ New York	2-3	L	8-31-5	17,250
7 Oct. 29 DETROIT	2-5	L	2-5-0	7,277	45 Jan. 28 NEW YORK	5-4	W	9-31-5	7,662
8 Nov. 1 CHICAGO	1-4	L	2-6-0	8,933	46 Jan. 29 ST. LOUIS	2-3	L	9-32-5	6,758
9 Nov. 5 TORONTO	6-2	W	3-6-0	7,486	47 Jan. 31 DETROIT	1-2	L	9-33-5	13,912
10 Nov. 8 NEW YORK	1-4	L	3-7-0	7,028	48 Feb. 5 MONTREAL	3-5	L	9-34-5	11,310
11 Nov. 10 MONTREAL	3-6	L	3-8-0	10,734	49 Feb. 7 @ Pittsburgh	1-3	L	9-35-5	7,983
12 Nov. 15 @ Pittsburgh	1-3	L	3-9-0	4,855	50 Feb. 8 @ New York	1-5	L	9-36-5	12,250
13 Nov. 16 @ Boston	4-7	L	3-10-0	14,831	51 Feb. 11 NEW YORK	2-6	L	9-37-5	8,866
14 Nov. 19 @ Toronto	4-4	T	3-10-1	6,319	52 Feb. 14 @ St. Louis	1-2	L	9-38-5	16,188
15 Nov. 20 @ Philadelphia	2-3	L	3-11-1	12,141	53 Feb. 15 @ Philadelphia	1-7	L	9-39-5	14,606
16 Nov. 22 @ Minnesota	1-4	L	3-12-1	14,698	54 Feb. 18 BOSTON	5-5	T	9-39-6	10,616
17 Nov. 26 @ Chicago	0-6	L	3-13-1	17,500	55 Feb. 19 PITTSBURGH	1-6	L	9-40-6	5,298
18 Nov. 27 @ Detroit	1-5	L	3-14-1	12,886	56 Feb. 21 ST. LOUIS	2-4	L	9-41-6	9,502
19 Nov. 29 @ St. Louis	1-3	L	3-15-1	16,353	57 Feb. 25 @ Minnesota	3-3	T	9-41-7	12,421
20 Dec. 2 @ Oakland	4-3	W	4-15-1	3,845	58 Feb. 26 @ Pittsburgh	0-1	L	9-42-7	8,826
21 Dec. 3 PHILADELPHIA	1-7	L	4-16-1	6,584	59 Feb. 28 @ Toronto	3-3	T	9-42-8	16,485
22 Dec. 6 OAKLAND	5-3	W	5-16-1	8,247	60 Mar. 1 @ Philadelphia	4-4	T	9-42-9	14,606
23 Dec. 10 PITTSBURGH	0-2	L	5-17-1	5,366	61 Mar. 3 CHICAGO	1-3	L	9-43-9	11,692
24 Dec. 13 ST. LOUIS	1-8	L	5-18-1	7,835	62 Mar. 5 TORONTO	3-5	L	9-44-9	7,445
25 Dec. 15 MINNESOTA	4-4	T	5-18-2	4,997	63 Mar. 7 OAKLAND	5-3	W	10-44-9	8,472
26 Dec. 17 CHICAGO	3-1	W	6-18-2	9,363	64 Mar. 8 @ Oakland	2-2	T	10-44-10	5,262
27 Dec. 20 MINNESOTA	3-3	T	6-18-3	8,479	65 Mar. 12 PITTSBURGH	4-1	W	11-44-10	6,027
28 Dec. 24 @ Toronto	1-8	L	6-19-3	16,352	66 Mar. 14 PHILADELPHIA	3-5	L	11-45-10	8,308
29 Dec. 25 @ Boston	1-7	L	6-20-3	14,831	67 Mar. 15 @ Chicago	2-5	L	11-46-10	16,666
30 Dec. 28 @ New York	3-3	T	6-20-4	17,250	68 Mar. 17 @ Detroit	2-3	L	11-47-10	15,221
31 Dec. 30 MINNESOTA	0-0	T	6-20-5	7,981	69 Mar. 19 MONTREAL	1-6	L	11-48-10	9,120
32 Jan. 1 PHILADELPHIA	4-3	W	7-20-5	6,398	70 Mar. 21 DETROIT	1-4	L	11-49-10	10,209
33 Jan. 3 BOSTON	2-6	L	7-21-5	14,163	71 Mar. 24 ST. LOUIS	0-4	L	11-50-10	6,850
34 Jan. 6 @ Montreal	3-4	L	7-22-5	15,905	72 Mar. 26 PHILADELPHIA	3-2	W	12-50-10	6,048
35 Jan. 8 @ Philadelphia	1-4	L	7-23-5	8,963	73 Mar. 28 MINNESOTA	4-2	W	13-50-10	7,118
36 Jan. 10 @ Minnesota	6-4	W	8-23-5	14,526	74 Mar. 31 @ Minnesota	2-5	L	13-51-10	14,905
37 Jan. 11 @ Chicago	1-3	L	8-24-5	16,666	75 Apr. 3 @ Oakland	1-4	L	13-52-10	9,963
38 Jan. 14 @ Montreal	2-4	L	8-25-5	15,866	76 Apr. 4 OAKLAND	4-1	W	14-52-10	9,128

KINGS 1970-71 SEASON IN REVIEW

Record: 25-40-13 (63 points)
West Division Finish: 5th

General Manager: Larry Regan
Head Coach: Larry Regan
Captain: Bob Pulford

SCORING											
PLAYER	GP	G	A	PTS	PIM	PLAYER	GP	G	A	PTS	PIM
Juha Widing	78	25	40	65	24	Dale Hoganson	70	4	10	14	52
Bob Berry	77	25	38	63	52	Larry Cahan	67	3	11	14	45
Ross Lonsberry	76	25	28	53	80	Paul Curtis	64	1	13	14	82
Mike Byers	72	27	18	45	14	Harry Howell	18	3	8	11	4
Bob Pulford	59	17	26	43	53	Real Lemieux	43	3	6	9	22
Eddie Joyal	69	20	21	41	14	Butch Goring	19	2	5	7	2
Bill Flett	64	13	24	37	57	Eddie Shack	11	2	2	4	8
Gilles Marotte	78	6	27	33	96	Jean Potvin	4	1	3	4	2
Doug Robinson	61	15	13	28	8	Al McDonough	6	2	1	3	0
Ralph Backstrom	33	14	13	27	8	Dick Duff	7	1	0	1	0
Gord Labossiere	45	11	10	21	16	Jim Stanfield	2	0	0	0	0
Noel Price	62	1	19	20	29	Jack Norris	25	0	0	0	0
Matt Ravlich	66	3	16	19	41	Denis Dejordy	60	0	0	0	0
Larry Mickey	65	6	12	18	46	Team PIM					8
Lucien Grenier	68	9	7	16	12	Team Totals	78	239	371	610	775

GOALTENDER	GP	MIN	GA	SO	EN	SA	S%	AVG	W-L-OT
Denis Dejordy	60	3,375	214	1	3	—	—	3.80	18-29-11
Jack Norris	25	1,305	85	0	1	—	—	3.91	7-11-2
Empty Net Goals			4						
Team Totals	78	4,680	303	1	4	—	—	3.88	25-40-13

RESULTS

1 Oct. 10 @ Vancouver	3-1	W	1-0-0	15,062	40 Jan. 13 @ Pittsburgh	2-4	L	11-21-8	7,575
2 Oct. 14 BOSTON	5-8	L	1-1-0	11,584	41 Jan. 14 @ Boston	5-9	L	11-22-8	14,994
3 Oct. 17 OAKLAND	6-1	W	2-1-0	7,946	42 Jan. 16 @ Toronto	1-8	L	11-23-8	16,485
4 Oct. 23 PITTSBURGH	4-2	W	3-1-0	6,903	43 Jan. 17 @ Philadelphia	4-1	W	12-23-8	14,620
5 Oct. 24 ST. LOUIS	3-1	W	4-1-0	10,742	44 Jan. 21 PITTSBURGH	4-2	W	13-23-8	7,587
6 Oct. 28 @ Pittsburgh	3-5	L	4-2-0	5,028	45 Jan. 23 TORONTO	3-2	W	14-23-8	15,242
7 Oct. 29 @ Philadelphia	1-3	L	4-3-0	12,557	46 Jan. 27 BUFFALO	3-3	T	14-23-9	9,050
8 Oct. 31 @ St. Louis	0-3	L	4-4-0	17,854	47 Jan. 30 @ Detroit	3-3	T	14-23-10	13,330
9 Nov. 1 BUFFALO	4-2	W	5-4-0	6,378	48 Jan. 31 @ New York	2-2	T	14-23-11	17,250
10 Nov. 4 TORONTO	3-2	W	6-4-0	8,161	49 Feb. 3 @ Boston	3-7	L	14-24-11	14,444
11 Nov. 7 NEW YORK	2-6	L	6-5-0	12,144	50 Feb. 4 @ Buffalo	2-5	L	14-25-11	9,562
12 Nov. 10 @ Pittsburgh	5-1	W	7-5-0	8,089	51 Feb. 6 MONTREAL	6-3	W	15-25-11	13,312
13 Nov. 11 @ Minnesota	1-3	L	7-6-0	12,551	52 Feb. 10 DETROIT	5-2	W	16-25-11	8,197
14 Nov. 15 DETROIT	4-4	T	7-6-1	8,642	53 Feb. 13 @ Toronto	1-8	L	16-26-11	16,485
15 Nov. 18 NEW YORK	3-5	L	7-7-1	8,166	54 Feb. 14 @ Detroit	0-4	L	16-27-11	10,122
16 Nov. 20 @ Vancouver	1-7	L	7-8-1	14,837	55 Feb. 17 PHILADELPHIA	0-4	L	16-28-11	8,112
17 Nov. 21 VANCOUVER	1-3	L	7-9-1	9,430	56 Feb. 20 BOSTON	5-4	W	17-28-11	16,005
18 Nov. 25 @ California	3-1	W	8-9-1	5,437	57 Feb. 21 @ Chicago	5-7	L	17-29-11	16,666
19 Nov. 28 MINNESOTA	2-3	L	8-10-1	8,437	58 Feb. 24 @ Minnesota	1-5	L	17-30-11	13,075
20 Nov. 29 @ Chicago	3-5	L	8-11-1	16,666	59 Feb. 25 MONTREAL	3-5	L	17-31-11	9,116
21 Dec. 2 @ Toronto	0-7	L	8-12-1	16,329	60 Feb. 27 CHICAGO	1-4	L	17-32-11	14,867
22 Dec. 3 @ Detroit	4-4	T	8-12-2	10,918	61 Feb. 28 @ California	8-3	W	18-32-11	3,493
23 Dec. 6 PHILADELPHIA	4-4	T	8-12-3	7,796	62 Mar. 3 BUFFALO	3-3	T	18-32-12	6,024
24 Dec. 9 NEW YORK	2-2	T	8-12-4	7,903	63 Mar. 6 @ Montreal	2-8	L	18-33-12	16,675
25 Dec. 12 @ Montreal	1-8	L	8-13-4	16,649	64 Mar. 7 @ New York	2-4	L	18-34-12	17,250
26 Dec. 13 @ New York	0-4	L	8-14-4	17,250	65 Mar. 9 @ St. Louis	4-0	W	19-34-12	17,925
27 Dec. 16 @ Boston	4-6	L	8-15-4	14,994	66 Mar. 11 BOSTON	2-7	L	19-35-12	14,316
28 Dec. 17 @ Buffalo	3-4	L	8-16-4	7,278	67 Mar. 13 DETROIT	5-2	W	20-35-12	9,202
29 Dec. 19 PHILADELPHIA	2-2	T	8-16-5	6,733	68 Mar. 16 MINNESOTA	2-7	L	20-36-12	7,057
30 Dec. 20 MONTREAL	7-2	W	9-16-5	10,176	69 Mar. 18 CHICAGO	3-2	W	21-36-12	7,122
31 Dec. 23 CHICAGO	4-6	L	9-17-5	12,198	70 Mar. 20 PITTSBURGH	8-4	W	22-36-12	7,771
32 Dec. 26 CALIFORNIA	9-3	W	10-17-5	8,515	71 Mar. 21 @ California	2-5	L	22-37-12	6,267
33 Dec. 30 VANCOUVER	1-4	L	10-18-5	9,881	72 Mar. 23 @ Minnesota	1-3	L	22-38-12	15,475
34 Jan. 2 MINNESOTA	3-3	T	10-18-6	7,551	73 Mar. 25 TORONTO	5-3	W	23-38-12	7,451
35 Jan. 3 ST. LOUIS	3-7	L	10-19-6	5,724	74 Mar. 27 ST. LOUIS	3-6	L	23-39-12	10,

KINGS 1971-72 SEASON IN REVIEW

Record: 20-49-9 (49 points)
West Division Finish: 7th

General Manager: Larry Regan
Head Coach: Larry Regan (2-7-1)/
 Fred Glover (18-42-8)
Captain: Bob Pulford

SCORING										
PLAYER	GP	G	A	PTS	PIM	PLAYER	GP	G	A	PTS
Juha Widing	78	27	28	55	26	Mike Byers	28	4	5	9
Ralph Backstrom	76	23	29	52	22	Lucien Grenier	60	3	4	7
Butch Goring	74	21	29	50	2	Al McDonough	31	3	2	5
Bob Berry	78	17	22	39	44	Jean Potvin	39	2	3	5
Real Lemieux	78	13	25	38	28	Bob Woytowich	36	0	4	4
Bob Pulford	73	13	24	37	48	Dale Hoganson	10	1	2	3
Mike Corrigan	56	12	22	34	95	Larry Hillman	22	1	2	3
Gilles Marotte	72	10	24	34	83	Brian Carlin	5	1	0	1
Ross Lonsberry	50	9	14	23	39	Jim Stanfield	4	0	1	1
Serge Bernier	26	11	11	22	12	Bill Mikkelsen	15	0	1	1
Bill Flett	45	7	12	19	18	Denis Dejordy	5	0	0	0
Harry Howell	77	1	17	18	53	Billy Smith	5	0	0	0
Jim Johnson	28	8	9	17	6	Rogie Vachon	28	0	0	0
Doug Barrie	48	3	13	16	47	Gary Edwards	44	0	0	0
Eddie Joyal	44	11	3	14	17	Team PIM				8
Bill Lesuk	27	4	10	14	14	Team Totals	78	206	328	534
Paul Curtis	64	1	12	13	57					719

GOALTENDER	GP	MIN	GA	SO	EN	SA	S%	AVG	W-L-OT
Gary Edwards	44	2,503	150	2	2	—	—	3.60	13-23-5
Rogie Vachon	28	1,586	107	0	0	—	—	4.05	6-18-3
Billy Smith	5	300	23	0	0	—	—	4.60	1-3-1
Denis Dejordy	5	291	23	0	0	—	—	4.74	0-5-0
Empty Net Goals			2						
Team Totals	78	4,680	305	2	2	—	—	3.91	20-49-9

RESULTS

1 Oct. 8 @ California	4-4	T	0-0-1	5,994	40 Jan. 5 @ California	2-6	L	11-28-1	3,143
2 Oct. 10 @ Vancouver	4-3	W	1-0-1	15,570	41 Jan. 8 @ Montreal	2-10	L	11-29-1	16,668
3 Oct. 13 PITTSBURGH	1-4	L	1-1-1	7,828	42 Jan. 9 @ New York	0-8	L	11-30-1	17,250
4 Oct. 16 PHILADELPHIA	0-1	L	1-2-1	8,152	43 Jan. 12 @ Toronto	1-1	T	11-30-2	16,362
5 Oct. 17 @ Chicago	0-4	L	1-3-1	16,666	44 Jan. 13 @ Boston	1-1	T	11-30-3	14,995
6 Oct. 20 @ Pittsburgh	1-8	L	1-4-1	7,529	45 Jan. 15 @ Detroit	4-7	L	11-31-1	12,953
7 Oct. 21 @ Philadelphia	7-0	W	2-4-1	14,120	46 Jan. 16 @ Philadelphia	3-3	T	11-31-4	14,502
8 Oct. 23 MONTREAL	1-3	L	2-5-1	13,829	47 Jan. 19 NEW YORK	1-5	L	11-32-4	7,814
9 Oct. 24 MINNESOTA	3-6	L	2-6-1	6,649	48 Jan. 22 PHILADELPHIA	4-2	W	12-32-4	8,806
10 Oct. 27 BUFFALO	2-3	L	2-7-1	6,036	49 Jan. 23 @ Minnesota	3-5	L	12-33-4	15,135
11 Oct. 30 CHICAGO	1-5	L	2-8-1	11,428	50 Jan. 26 TORONTO	5-3	W	13-33-4	7,325
12 Nov. 3 NEW YORK	1-7	L	2-9-1	7,167	51 Jan. 29 @ Detroit	4-4	T	13-33-5	13,687
13 Nov. 6 TORONTO	2-3	L	2-10-1	10,877	52 Jan. 30 @ Buffalo	2-2	T	13-33-6	13,334
14 Nov. 10 @ New York	1-7	L	2-11-1	17,250	53 Feb. 1 CHICAGO	7-4	W	14-33-6	9,376
15 Nov. 11 @ Buffalo	4-2	W	3-11-1	15,010	54 Feb. 3 MONTREAL	1-1	T	14-33-7	9,441
16 Nov. 13 @ Pittsburgh	4-6	L	3-12-1	9,756	55 Feb. 5 PITTSBURGH	8-1	W	15-33-7	10,102
17 Nov. 14 @ Boston	2-11	L	3-13-1	14,995	56 Feb. 9 @ Minnesota	1-4	L	15-34-7	15,013
18 Nov. 17 @ Toronto	1-5	L	3-14-1	16,338	57 Feb. 10 @ Pittsburgh	1-6	L	15-35-7	6,620
19 Nov. 18 @ Philadelphia	0-2	L	3-15-1	12,436	58 Feb. 12 @ Montreal	5-6	L	15-36-7	17,190
20 Nov. 20 DETROIT	3-1	W	4-15-1	10,193	59 Feb. 13 @ New York	2-4	L	15-37-7	17,250
21 Nov. 23 @ St. Louis	1-3	L	4-16-1	17,770	60 Feb. 16 ST. LOUIS	1-3	L	15-38-7	7,423
22 Nov. 24 BUFFALO	5-3	W	5-16-1	7,092	61 Feb. 17 NEW YORK	4-6	L	15-39-7	7,123
23 Nov. 27 MINNESOTA	1-3	L	5-17-1	10,467	62 Feb. 19 VANCOUVER	5-3	W	16-39-7	8,923
24 Dec. 1 @ Montreal	3-5	L	5-18-1	15,953	63 Feb. 23 ST. LOUIS	0-2	L	16-40-7	6,117
25 Dec. 2 @ Buffalo	0-2	L	5-19-1	15,051	64 Feb. 26 BOSTON	4-5	L	16-41-7	16,005
26 Dec. 4 @ Detroit	1-5	L	5-20-1	11,578	65 Mar. 1 CHICAGO	4-6	L	16-42-7	9,049
27 Dec. 5 @ Chicago	0-7	L	5-21-1	16,666	66 Mar. 4 @ Toronto	2-3	L	16-43-7	16,458
28 Dec. 8 BOSTON	3-5	L	5-22-1	10,778	67 Mar. 5 @ Boston	2-0	W	17-43-7	14,995
29 Dec. 11 ST. LOUIS	4-1	W	6-22-1	7,933	68 Mar. 7 @ St. Louis	2-4	L	17-44-7	17,902
30 Dec. 15 MONTREAL	1-3	L	6-23-1	7,013	69 Mar. 9 PHILADELPHIA	3-5	L	17-45-7	6,618
31 Dec. 18 DETROIT	4-2	W	7-23-1	7,086	70 Mar. 11 BUFFALO	5-3	W	18-45-7	8,252
32 Dec. 21 @ Minnesota	2-3	L	7-24-1	15,257	71 Mar. 15 @ California	2-5	L	18-46-7	4,900
33 Dec. 22 @ St. Louis	2-1	W	8-24-1	17,907	72 Mar. 16 BOSTON	3-8	L	18-47-7	12,969
34 Dec. 25 CALIFORNIA	1-3	L	8-25-1	7,251	73 Mar. 18 PITTSBURGH	4-4	T	18-47-8	7,174
35 Dec. 26 @ Chicago	3-6	L	8-26-1	16,666	74 Mar. 22 DETROIT	3-6	L	18-48-8	6,698
36 Dec. 29 VANCOUVER	3-1	W	9-26-1	8,379	75 Mar. 25 TORONTO	0-4	L	18-49-8	9,892
37 Jan. 1 MINNESOTA	2-3	L	9-27-1	7,971	76 Mar. 29 VANCOUVER	4-2	W	19-49-8	6,615
38 Jan. 2 @ Vancouver	6-3	W	10-27-1	15,572	77 Mar. 31 @ Vancouver	4-4	T	19-49-9	15,572
39 Jan. 4 CALIFORNIA	4-1	W	11-27-1	6,319	78 Apr. 1 CALIFORNIA	9-4	W	20-49-9	10,143

KINGS 1972-73 SEASON IN REVIEW

Record: 31-36-11 (73 points)
West Division Finish: 6th

General Manager: Larry Regan
Head Coach: Bob Pulford
Captain: Bob Pulford

SCORING										
PLAYER	GP	G	A	PTS	PIM	PLAYER	GP	G	A	PTS
Juha Widing	77	16	54	70	30	Frank St. Marseille	29	7	4	11
Serge Bernier	75	22	46	68	43	Dan Maloney	14	4	7	11
Mike Corrigan	78	37	30	67	146	Jimmy Peters	77	4	5	9
Bob Berry	78	36	28	64	75	Neil Komadoski	62	1	8	9
Butch Goring	67	28	31	59	2	Terry Harper	77	1	8	9
Ralph Backstrom	63	20	29	49	6	Larry Brown	55	0	7	7
Gilles Marotte	78	6	39	45	70	Doug Volmar	21	4	2	6
Vic Venasy	77	15	19	34	10	Paul Curtis	27	0	5	5
Don Kosatz	72	14	6	20	104	Phil Hoene	4	0	1	1
Bill Lesuk	67	6	14	20	90	Gary Edwards	27	0	1	1
Real Lemieux	74	5	10	15	19	Rogie Vachon	53	0	1	1
Harry Howell	73	4	11	15	28	Team PIM				14
Barry Long	70	2	13	15	48	Team Totals	78	232	379	611

GOALTENDER	GP	MIN	GA	SO	EN	SA	S%	AVG	W-L-OT
Rogie Vachon	53	3,120	148	4	3	—	—	2.85	22-20-10
Gary Edwards	27	1,560	94	1	0	—	—	3.62	9-16-1
Empty Net Goals			3						
Team Totals	78	4,680	245	5	3	—	—	3.14	31-36-11

RESULTS

1	Oct. 7	@ Pittsburgh	4	L	0-1-0	11,105	40	Jan. 6	@ Toronto	2-4	L	18-18-4	16,485
2	Oct. 8	@ Boston	4-2	W	1-1-0	14,994	41	Jan. 9	@ NY Islanders	2-3	L	19-18-4	10,143
3	Oct. 11	@ Buffalo	3-7	L	1-2-0	15,508	42	Jan. 11	@ Philadelphia	3-2	W	20-18-4	16,600
4	Oct. 12	@ NY Islanders	2-3	L	1-3-0	9,427	43	Jan. 13	@ Pittsburgh	1-3	L	20-19-4	11,506
5	Oct. 14	@ Toronto	4-6	L	1-4-0	16,485	44	Jan. 14	@ Atlanta	1-4	L	20-20-4	11,194
6	Oct. 15	@ Detroit	2-8	L	1-5-0	14,449	45	Jan. 17	NY RANGERS	4-4	T	20-20-5	10,147
7	Oct. 18	PHILADELPHIA	3-4	L	1-6-0	7,554	46	Jan. 19	@ Vancouver	4-0	W	21-20-5	15,570
8	Oct. 21	CHICAGO	3-1	W	2-6-0	11,651	47	Jan. 20	TORONTO	2-6	L	21-21-5	14,640
9	Oct. 24	CALIFORNIA	5-0	W	3-6-0	4,467	48	Jan. 23	@ Minnesota	5-5	T	21-21-6	15,187
10	Oct. 26	ATLANTA	3-1	W	4-6-0	6,155	49	Jan. 24	ST. LOUIS	5-7	L	21-22-6	11,298
11	Oct. 28	PITTSBURGH	5-2	W	5-6-0	9,181	50	Jan. 26	@ Atlanta	3-3	T	21-22-7	15,078
12	Oct. 31	VANCOUVER	4-1	W	6-6-0	5,791	51	Jan. 28	@ Boston	5-6	L	21-23-7	15,003
13	Nov. 2	BOSTON	5-2	W	7-6-0	10,458	52	Jan. 31	@ Pittsburgh	1-4	L	21-24-7	9,048
14	Nov. 4	NY ISLANDERS	9-2	W	8-6-0	13,578	53	Feb. 1	@ Buffalo	3-5	L	21-25-7	15,668
15	Nov. 7	@ St. Louis	3-2	W	9-6-0	18,118	54	Feb. 3	MONTREAL	1-7	L	21-26-7	15,127
16	Nov. 8	@ Atlanta	3-3	T	9-6-1	9,073	55	Feb. 7	PHILADELPHIA	2-1	W	22-26-7	8,708
17	Nov. 11	@ Montreal	2-5	L	9-7-1	17,157	56	Feb. 10	@ Toronto	0-2	W	23-26-7	16,455
18	Nov. 12	@ NY Rangers	1-5	L	9-8-1	17,500	57	Feb. 11	@ Boston	4-2	L	23-27-7	15,003
19	Nov. 14	@ Minnesota	1-4	L	9-9-1	14,905	58	Feb. 13	@ St. Louis	2-4	L	23-28-7	18,356
20	Nov. 15	BUFFALO	3-3	T	9-9-2	9,183	59	Feb. 14	DETROIT	2-2	T	23-28-8	9,473
21	Nov. 17	@ Vancouver	4-8	L	9-10-2	15,570	60	Feb. 17	ATLANTA	3-3	T	23-28-9	11,108
22	Nov. 18	DETROIT	8-3	W	10-10-2	11,824	61	Feb. 18	@ California	4-2	W	24-28-9	4,253
23	Nov. 22	MONTREAL	3-3	T	10-10-3	14,359	62	Feb. 21	NY RANGERS	3-4	L	24-29-9	10,856
24	Nov. 25	MINNESOTA	0-3	L	10-11-3	12,070	63	Feb. 24	BOSTON	5-7	L	24-30-9	16,005
25	Nov. 29	NY RANGERS	2-2	T	10-11-4	9,605	64	Feb. 28	@ Montreal	2-5	L	24-31-9	16,285
26	Dec. 2	ST. LOUIS	3-2	W	11-11-4	9,205	65	Mar. 1	@ Philadelphia	2-0	W	25-31-9	16,600
27	Dec. 5	@ NY Islanders	6-1	W	12-11-4	10,076	66	Mar. 3	ST. LOUIS	2-0	W	26-31-9	17,712
28	Dec. 6	@ Chicago	0-6	L	12-12-4	17,000	67	Mar. 6	BUFFALO	2-2	T	26-31-10	7,867
29	Dec. 9	PITTSBURGH	3-1	W	13-12-4	9,687	68	Mar. 8	CHICAGO	4-1	W	27-31-10	11,121
30	Dec. 13	CHICAGO	3-1	W	14-12-4	9,884	69	Mar. 10	CALIFORNIA	4-2	W	28-31-10	12,159
31	Dec. 16	MONTREAL	1-3	L	14-13-4	12,274	70	Mar. 13	@ Minnesota	2-2	T	28-31-11	15,121
32	Dec. 17	@ Chicago	0-2	L	14-14-4	16,666	71	Mar. 14	PITTSBURGH	2-3	L	28-32-11	8,007
33	Dec. 20	@ Detroit	1-4	L	14-15-4	11,209	72	Mar. 16	@ Vancouver	2-4	L	28-33-11	15,569
34	Dec. 21	@ Philadelphia	3-6	L	14-16-4	16,220	73	Mar. 17	MINNESOTA	3-4	L	28-34-11	12,689
35	Dec. 23	BUFFALO	2-0	W	15-16-4	8,752	74	Mar. 21	TORONTO	5-1	W	29-34-11	9,847
36	Dec. 24	@ California	5-3	W	16-16-4	1,796	75	Mar. 23	DETROIT	5-3	W	30-34-11	14,434
37	Dec. 27	NY ISLANDERS	4-1	W	17-16-4	8,073	76	Mar. 28	CALIFORNIA	2-3	L	30-35-11	10,268
38	Dec. 30	PHILADELPHIA	5-3	W	18-16-4	14,123	77	Mar. 30	@ California	1-3	L	30-36-11	10,042
39	Jan. 3	@ NY Rangers	0-3	L	18-17-4	17,500	78	Mar. 31	VANCOUVER	6-3	W	31-36-11	11,516

KINGS 1973-74 SEASON IN REVIEW

Record: 33-33-12 (78 points)
West Division Finish: 3rd

General Manager: Larry Regan/Jake Milford
Head Coach: Bob Pulford
Captain: Terry Harper

SCORING										
PLAYER	GP	G	A	PTS	PIM	PLAYER	GP	G	A	PTS
Butch Goring	70	28	33	61	2	Terry Harper	77	0	17	17
Juha Widing	71	27	30	57	26	Randy Rota	58	10	6	16
Bob Berry	77	23	33	56	56	Gilles Marotte	22	1	11	12
Bob Nevin	78	20	30	50	12	Vic Venasky	32	6	5	11
Frank St. Marseille	78	14	36	50	40	Neil Komadoski	68	2	4	6
Mike Corrigan	75	16	26	42	119	Phil Hoene	31	2	3	5
Don Kozak	76	21	14	35	54	Larry Brown	45	0	4	14
Dan Maloney	65	15	17	32	113	Bill Lesuk	35	2	1	3
Mike Murphy	53	13	16	29	38	Jimmy Peters	25	2	0	2
Tommy Williams	46	11	17	28	6	Gary Edwards	18	0	0	12
Bob Murdoch	76	8	20	28	85	Real Lemieux	20	0	0	0
Barry Long	60	3	19	22	118	Rogie Vachon	65	0	0	6
Sheldon Kannegiesser	51	3	17	20	49	Team PIM				2
Gene Carr	21	6	11	17	36	Team Totals	78	233	370	603
GOALTENDER	GP	MIN	GA	SO	EN	SA	S%	AVG	W-L-OT	
Rogie Vachon	65	3,751	175	5	5	—	—	2.80	28-26-10	
Gary Edwards	18	929	50	1	1	—	—	3.23	5-7-2	
Empty Net Goals			6							
Team Totals	78	4,680	231	6	6	—	—	2.96	33-33-12	

RESULTS

1 Oct. 10	CHICAGO	0-3	L	0-1-0	14,473	40 Jan. 12	@ Detroit	0-6	L	13-20-7	13,103
2 Oct. 13	@ Toronto	3-6	L	0-2-0	16,404	41 Jan. 15	@ Montreal	2-1	W	14-20-7	16,581
3 Oct. 14	@ NY Rangers	1-1	T	0-2-1	17,500	42 Jan. 16	@ Pittsburgh	2-0	W	15-20-7	7,498
4 Oct. 16	@ NY Islanders	4-4	T	0-2-2	8,737	43 Jan. 19	@ Philadelphia	0-2	L	15-21-7	17,007
5 Oct. 18	@ Buffalo	2-6	L	0-3-2	15,858	44 Jan. 20	@ Boston	2-5	L	15-22-7	15,003
6 Oct. 20	PHILADELPHIA	3-0	W	1-3-2	11,734	45 Jan. 23	MINNESOTA	3-1	W	16-22-7	12,563
7 Oct. 24	ATLANTA	6-4	W	2-3-2	8,367	46 Jan. 24	PHILADELPHIA	4-4	T	16-22-8	14,343
8 Oct. 27	DETROIT	2-3	L	2-4-2	10,372	47 Jan. 26	@ Pittsburgh	2-0	W	17-22-8	12,317
9 Oct. 30	@ St. Louis	3-2	W	3-4-2	18,073	48 Jan. 27	@ NY Rangers	5-3	L	17-23-8	17,500
10 Nov. 1	NY RANGERS	2-1	W	4-4-2	10,658	49 Jan. 31	NY ISLANDERS	2-4	L	17-24-8	10,984
11 Nov. 3	ST. LOUIS	3-4	L	4-5-2	11,639	50 Feb. 2	CALIFORNIA	3-1	W	18-24-8	8,654
12 Nov. 7	@ Minnesota	2-5	L	4-6-2	14,972	51 Feb. 6	BUFFALO	5-1	W	19-24-8	7,811
13 Nov. 8	@ Philadelphia	3-2	W	5-6-2	17,007	52 Feb. 9	@ St. Louis	2-1	W	20-24-8	18,514
14 Nov. 10	BUFFALO	3-5	L	5-7-2	12,336	53 Feb. 10	@ Atlanta	6-3	W	21-24-8	13,652
15 Nov. 11	CHICAGO	0-3	L	5-8-2	9,131	54 Feb. 13	@ Chicago	0-4	L	21-25-8	16,666
16 Nov. 14	PHILADELPHIA	4-5	L	5-9-2	10,045	55 Feb. 14	@ Buffalo	2-4	L	21-26-8	15,858
17 Nov. 17	TORONTO	3-4	L	5-10-2	11,332	56 Feb. 16	BOSTON	2-5	L	21-27-8	16,005
18 Nov. 20	@ Detroit	5-6	L	5-11-2	11,088	57 Feb. 19	VANCOUVER	3-4	L	21-28-8	7,916
19 Nov. 24	@ NY Islanders	5-5	T	5-11-3	17,500	58 Feb. 21	NY RANGERS	3-5	L	21-29-8	11,060
20 Nov. 25	@ Boston	1-3	L	5-12-3	15,003	59 Feb. 23	@ Montreal	4-4	T	21-29-9	16,980
21 Nov. 28	@ Montreal	3-5	L	5-13-3	16,231	60 Feb. 24	@ Toronto	3-3	T	21-29-10	16,485
22 Nov. 29	@ Buffalo	1-1	T	5-14-3	15,858	61 Feb. 27	@ Pittsburgh	1-4	L	21-30-10	7,268
23 Dec. 1	MINNESOTA	1-2	L	5-14-4	10,158	62 Feb. 28	@ Atlanta	3-1	W	22-30-10	14,064
24 Dec. 4	@ Vancouver	3-2	W	6-14-4	15,570	63 Mar. 2	ST. LOUIS	4-2	W	23-30-10	14,164
25 Dec. 5	PITTSBURGH	4-1	W	7-14-4	8,056	64 Mar. 5	CALIFORNIA	2-1	W	24-30-10	8,416
26 Dec. 8	ATLANTA	3-0	W	8-14-4	10,535	65 Mar. 7	CHICAGO	3-2	W	25-30-10	10,904
27 Dec. 11	@ Minnesota	3-6	L	8-15-4	14,667	66 Mar. 9	BOSTON	4-4	T	25-30-11	15,355
28 Dec. 13	NY ISLANDERS	3-2	W	9-15-4	9,508	67 Mar. 13	PITTSBURGH	5-1	W	26-30-11	8,437
29 Dec. 15	MONTREAL	2-6	L	9-16-4	10,282	68 Mar. 16	DETROIT	2-0	W	27-30-11	13,014
30 Dec. 18	@ Detroit	4-4	T	9-16-5	10,533	69 Mar. 19	TORONTO	1-1	T	27-30-12	10,337
31 Dec. 19	@ St. Louis	1-3	L	9-17-5	4,115	70 Mar. 21	CALIFORNIA	6-3	W	28-30-12	8,039
32 Dec. 22	MINNESOTA	5-2	W	10-17-5	9,722	71 Mar. 23	VANCOUVER	5-0	W	29-30-12	12,946
33 Dec. 26	@ Chicago	3-3	T	10-17-6	16,666	72 Mar. 24	@ California	7-1	W	30-30-12	3,878
34 Dec. 27	@ Atlanta	4-6	L	10-18-6	15,141	73 Mar. 26	@ Minnesota	1-5	L	30-31-12	14,642
35 Dec. 29	BOSTON	4-1	W	11-18-6	16,005	74 Mar. 28	NY ISLANDERS	4-1	W	31-31-12	8,258
36 Jan. 2	@ California	2-5	L	11-19-6	2,860	75 Mar. 30	MONTREAL	2-5	L	31-32-12	15,833
37 Jan. 5	TORONTO	5-3	W	12-19-6	11,401	76 Apr. 3	ATLANTA	4-2	W	32-32-12	11,519
38 Jan. 8	@ NY Islanders	3-1	W	13-19-6	11,747	77 Apr. 5	@ Vancouver	2-5	L	32-33-12	15,570
39 Jan. 9	@ Chicago	4-4	T	13-19-7	16,666	78 Apr. 6	VANCOUVER	11-1	W	33-33-12	11,112

KINGS 1974-75 SEASON IN REVIEW

Record: 42-17-21 (105 points)
Norris Division Finish: 2nd

General Manager: Jake Milford
Head Coach: Bob Pulford
Captain: Terry Harper

SCORING										
PLAYER	GP	G	A	PTS	PIM	PLAYER	GP	G	A	PTS
Bob Nevin	80	31	41	72	19	Terry Harper	80	5	21	26
Mike Murphy	78	30	38	68	44	Sheldon Kannegiesser	74	2	23	25
Dan Maloney	80	27	39	66	165	Neil Komadoski	74	4	12	16
Butch Goring	60	27	33	60	6	Larry Brown	78	1	15	16
Juha Widing	80	26	34	60	46	Dave Hutchison	68	0	6	6
Frank St. Marseille	80	17	36	53	46	Vic Venasky	17	1	2	3
Bob Berry	80	25	23	48	60	Rogie Vachon	54	0	1	1
Tommy Williams	74	24	22	46	16	Phil Hoene	2	0	0	0
Bob Murdoch	80	13	29	42	116	Jimmy Peters	3	0	0	0
Gene Carr	80	7	32	39	103	Gary Edwards	27	0	0	0
Mike Corrigan	80	13	21	34	61	Team PIM				8
Don Kozak	77	16	15	31	64	Team Totals	80	269	443	712
GOALTENDER	GP	MIN	GA	SO	EN	SA	S%	AVG	W-L-OT	
Rogie Vachon	54	3,239	121	6	2	—	—	2.24	27-14-13	
Gary Edwards	27	1,561	61	3	1	—	—	2.34	15-3-8	
Empty Net Goals			3							
Team Totals	80	4,800	185	9	3	—	—	2.31	42-17-21	

RESULTS

1	Oct. 10	@ Philadelphia	3	W	1-0-0	17,007	41	Jan. 11	@ Toronto	7-5	W	23-6-12	16,485
2	Oct. 12	@ Montreal	4-4	T	1-0-1	16,325	42	Jan. 14	@ Washington	6-2	W	24-6-12	8,059
3	Oct. 13	@ Buffalo	4-1	W	2-0-1	15,863	43	Jan. 16	@ Boston	4-1	W	25-6-12	14,283
4	Oct. 15	@ Washington	1-1	T	2-0-2	8,093	44	Jan. 17	@ Atlanta	0-5	L	25-7-12	14,507
5	Oct. 16	@ Toronto	1-1	T	2-0-3	16,332	45	Jan. 19	@ Montreal	6-3	W	26-7-12	18,395
6	Oct. 19	KANSAS CITY	3-0	W	3-0-3	14,384	46	Jan. 23	TORONTO	8-0	W	27-7-12	15,795
7	Oct. 22	PHILADELPHIA	2-4	L	3-1-3	13,558	47	Jan. 25	@ NY Islanders	5-5	T	27-7-13	14,865
8	Oct. 24	BUFFALO	7-2	W	4-1-3	9,305	48	Jan. 26	@ NY Rangers	2-3	L	27-8-13	17,500
9	Oct. 26	CALIFORNIA	5-1	W	5-1-3	11,253	49	Jan. 28	NY RANGERS	5-2	W	28-8-13	13,874
10	Oct. 28	PITTSBURGH	2-0	W	6-1-3	8,119	50	Jan. 30	WASHINGTON	6-4	W	29-8-13	9,764
11	Oct. 31	ST. LOUIS	1-1	T	6-1-4	7,483	51	Feb. 1	MONTREAL	3-5	L	29-9-13	16,005
12	Nov. 2	DETROIT	5-1	W	7-1-4	11,606	52	Feb. 5	PITTSBURGH	2-3	L	29-10-13	11,230
13	Nov. 5	@ St. Louis	4-3	W	8-1-4	17,381	53	Feb. 7	@ Atlanta	1-3	L	29-11-13	13,702
14	Nov. 7	@ Pittsburgh	5-3	W	9-1-4	8,651	54	Feb. 9	@ Chicago	2-1	W	30-11-13	16,000
15	Nov. 9	NY RANGERS	2-2	T	9-1-5	15,672	55	Feb. 12	ATLANTA	2-2	T	30-11-14	12,346
16	Nov. 13	TORONTO	4-0	W	10-1-5	10,043	56	Feb. 15	DETROIT	8-2	W	31-11-14	13,361
17	Nov. 15	@ Vancouver	2-2	T	10-1-6	15,570	57	Feb. 18	@ Washington	6-1	W	32-11-14	9,372
18	Nov. 16	CHICAGO	1-2	L	10-2-6	15,274	58	Feb. 19	@ Pittsburgh	2-2	T	32-11-15	12,762
19	Nov. 20	MONTREAL	3-3	T	10-2-7	13,284	59	Feb. 22	BOSTON	6-0	W	33-11-15	16,005
20	Nov. 23	@ Pittsburgh	0-0	T	10-2-8	12,003	60	Feb. 23	@ California	2-2	T	33-11-16	7,855
21	Nov. 24	@ Detroit	4-1	W	11-2-8	12,892	61	Feb. 26	@ Detroit	2-1	W	34-11-16	11,354
22	Nov. 27	NY ISLANDERS	3-3	T	11-2-9	10,959	62	Feb. 27	@ Buffalo	0-5	L	34-12-16	15,863
23	Nov. 30	BOSTON	2-0	W	12-2-9	16,005	63	Mar. 1	MINNESOTA	7-4	W	35-12-16	13,680
24	Dec. 4	MINNESOTA	4-1	W	13-2-9	8,608	64	Mar. 4	KANSAS CITY	7-4	W	36-12-16	9,268
25	Dec. 7	ATLANTA	6-2	W	14-2-9	11,997	65	Mar. 6	NY ISLANDERS	2-2	T	36-12-17	10,268
26	Dec. 11	@ Toronto	4-1	W	15-2-9	16,325	66	Mar. 8	CHICAGO	1-6	L	36-13-17	16,005
27	Dec. 12	@ Boston	1-8	L	15-3-9	13,891	67	Mar. 11	BUFFALO	2-2	T	36-13-18	15,667
28	Dec. 14	@ NY Islanders	0-3	L	15-4-9	14,000	68	Mar. 13	DETROIT	5-5	T	36-13-19	9,663
29	Dec. 15	@ NY Rangers	3-3	T	15-4-10	17,500	69	Mar. 15	@ Montreal	0-3	L	36-14-19	18,734
30	Dec. 18	@ Kansas City	6-0	W	16-4-10	5,983	70	Mar. 16	@ Philadelphia	0-3	L	36-15-19	17,007
31	Dec. 19	WASHINGTON	4-1	W	17-4-10	9,229	71	Mar. 18	@ Minnesota	5-3	W	37-15-19	11,910
32	Dec. 21	MONTREAL	2-2	T	17-4-11	14,294	72	Mar. 20	ST. LOUIS	3-2	W	38-15-19	11,811
33	Dec. 26	VANCOUVER	5-1	W	18-4-11	13,964	73	Mar. 22	PITTSBURGH	4-0	W	39-15-19	14,957
34	Dec. 28	CALIFORNIA	2-3	L	18-5-11	9,920	74	Mar. 26	WASHINGTON	5-1	W	40-15-19	10,636
35	Dec. 30	@ Detroit	3-2	W	19-5-11	12,381	75	Mar. 28	@ Vancouver	2-4	L	40-16-19	15,569
36	Dec. 31	@ Chicago	3-1	W	20-5-11	13,000	76	Mar. 29	VANCOUVER	3-3	T	40-16-20	13,601
37	Jan. 2	BOSTON	2-5	L	20-6-11	16,005	77	Apr. 1	@ Kansas City	1-3	L	40-17-20	8,487
38	Jan. 4	PHILADELPHIA	2-2	T	20-6-12	16,005	78	Apr. 2	@ St. Louis	5-2	W	41-17-20	18,511
39	Jan. 8	@ Minnesota	4-2	W	21-6-12	12,612	79	Apr. 5	CALIFORNIA	5-3	W	42-17-20	13,904
40	Jan. 9	@ Buffalo	5-2	W	22-6-12	15,863	80	Apr. 6	@ California	1-1	T	42-17-21	5,159

KINGS 1975-76 SEASON IN REVIEW

Record: 38-33-9 (85 points)
Norris Division Finish: 2nd

General Manager: Jake Milford
Head Coach: Bob Pulford
Captain: Mike Murphy

SCORING										
PLAYER	GP	G	A	PTS	PIM	PLAYER	GP	G	A	PTS
Marcel Dionne	80	40	54	94	38	Neil Komadoski	80	3	15	18
Butch Goring	80	33	40	73	8	Sheldon Kannegiesser	70	4	9	13
Mike Murphy	80	26	42	68	61	Dave Hutchison	50	0	10	10
Bob Nevin	77	13	42	55	14	Ab DeMarco	30	4	3	7
Don Kozak	62	20	24	44	94	Larry Brown	74	2	5	7
Vic Venasky	80	18	26	44	12	Dennis Abgrall	13	0	2	2
Mike Corrigan	71	22	21	43	71	Bart Crashley	4	0	1	1
Bob Berry	80	20	22	42	37	Jim Witherspoon	2	0	0	0
Tommy Williams	70	19	20	39	14	Bert Wilson	13	0	0	0
Bob Murdoch	80	6	29	35	103	Gary Edwards	29	0	0	0
Frank St. Marseille	68	10	16	26	20	Rogie Vachon	51	0	0	0
Gary Sargent	63	8	16	24	36	Team PIM				20
Juha Widing	67	7	15	22	26	Team Totals	80	263	423	686
Gene Carr	38	8	11	19	16					1,022
GOALTENDER										
	GP	MIN	GA	SO	EN	SA	S%	AVG	W-L-OT	
Rogie Vachon	51	3,060	160	5	1	—	—	3.14	26-20-5	
Gary Edwards	29	1,740	103	0	1	—	—	3.55	12-13-4	
Empty Net Goals			2							
Team Totals	80	4,800	265	5	2	—	—	3.31	38-33-9	

RESULTS

1	Oct. 8	@ Montreal	0-9	L	0-1-0	15,221	41	Jan. 7	@ Kansas City	5-2	W	22-17-2	6,273
2	Oct. 11	@ NY Islanders	0-7	L	0-2-0	14,865	42	Jan. 8	@ Philadelphia	4-6	L	22-18-2	17,007
3	Oct. 12	@ NY Rangers	6-4	W	1-2-0	17,500	43	Jan. 10	@ Toronto	3-4	L	22-19-2	16,447
4	Oct. 15	WASHINGTON	4-3	W	2-2-0	10,092	44	Jan. 13	@ Atlanta	3-0	W	23-19-2	10,814
5	Oct. 17	@ Vancouver	5-3	W	3-2-0	15,570	45	Jan. 15	@ Boston	0-4	L	23-20-2	13,769
6	Oct. 18	CALIFORNIA	5-3	W	4-2-0	12,217	46	Jan. 17	@ Montreal	2-4	L	23-21-2	16,702
7	Oct. 21	@ St. Louis	1-6	L	4-3-0	16,383	47	Jan. 18	@ Detroit	8-3	W	24-21-2	10,680
8	Oct. 22	@ Chicago	5-3	W	5-3-0	9,300	48	Jan. 22	TORONTO	6-3	W	25-21-2	13,177
9	Oct. 24	@ Atlanta	1-7	L	5-4-0	10,943	49	Jan. 24	@ NY Islanders	0-5	L	25-22-2	14,865
10	Oct. 26	MINNESOTA	4-2	W	6-4-0	10,786	50	Jan. 25	@ NY Rangers	4-1	W	26-22-2	17,500
11	Oct. 28	WASHINGTON	6-0	W	7-4-0	8,412	51	Jan. 27	WASHINGTON	2-0	W	27-22-2	11,390
12	Oct. 30	PITTSBURGH	4-0	W	8-4-0	10,231	52	Jan. 29	DETROIT	3-3	T	27-23-2	12,228
13	Nov. 1	ATLANTA	3-1	W	9-4-0	13,051	53	Jan. 31	MONTREAL	7-3	W	28-23-2	16,005
14	Nov. 5	@ Washington	3-1	W	10-4-0	12,527	54	Feb. 4	BUFFALO	3-4	L	28-23-3	11,635
15	Nov. 6	@ Philadelphia	1-1	T	10-4-1	17,077	55	Feb. 7	PITTSBURGH	3-7	L	28-24-3	11,606
16	Nov. 8	NY RANGERS	3-1	W	11-4-1	16,005	56	Feb. 10	@ Washington	2-2	T	28-24-4	7,243
17	Nov. 11	CALIFORNIA	2-3	L	11-5-1	10,842	57	Feb. 11	@ Chicago	7-4	W	29-24-4	14,200
18	Nov. 13	NY ISLANDERS	4-3	W	12-5-1	10,827	58	Feb. 14	@ Montreal	2-2	T	29-24-5	16,771
19	Nov. 15	TORONTO	1-1	T	12-5-2	14,456	59	Feb. 15	@ Pittsburgh	4-6	L	29-25-5	11,098
20	Nov. 19	CHICAGO	2-4	L	12-6-2	12,645	60	Feb. 17	MINNESOTA	2-1	W	30-25-5	10,727
21	Nov. 22	@ Pittsburgh	3-6	L	12-7-2	10,089	61	Feb. 18	ST. LOUIS	2-2	T	30-25-6	10,574
22	Nov. 23	@ Detroit	1-4	L	12-8-2	14,565	62	Feb. 21	PHILADELPHIA	3-3	T	30-25-7	16,005
23	Nov. 25	@ Boston	2-4	L	12-9-2	13,903	63	Feb. 26	CHICAGO	6-2	L	30-26-7	11,928
24	Nov. 26	@ Washington	2-7	L	12-10-2	6,282	64	Feb. 28	@ Detroit	3-1	W	31-26-7	11,178
25	Nov. 29	BUFFALO	8-3	W	13-10-2	13,993	65	Feb. 29	@ Buffalo	1-5	L	31-27-7	16,433
26	Dec. 2	ATLANTA	5-3	W	14-10-2	8,575	66	Mar. 3	BOSTON	3-5	L	31-28-7	12,510
27	Dec. 3	@ California	3-2	W	15-10-2	4,542	67	Mar. 6	TORONTO	1-4	L	31-29-7	13,799
28	Dec. 6	DETROIT	3-2	W	16-10-2	15,360	68	Mar. 9	VANCOUVER	6-1	W	32-29-7	10,108
29	Dec. 10	ST. LOUIS	5-0	W	17-10-2	9,303	69	Mar. 11	NY RANGERS	4-3	W	33-29-7	10,122
30	Dec. 13	PHILADELPHIA	4-6	L	17-11-2	16,005	70	Mar. 13	DETROIT	1-4	L	33-30-7	11,534
31	Dec. 17	MONTREAL	1-2	L	17-12-2	15,445	71	Mar. 16	BUFFALO	2-4	L	33-31-7	9,500
32	Dec. 20	PITTSBURGH	1-5	L	17-13-2	9,404	72	Mar. 20	MONTREAL	4-3	W	34-31-7	16,005
33	Dec. 22	@ Toronto	3-4	L	17-14-2	16,485	73	Mar. 21	@ Minnesota	4-4	T	34-31-8	8,695
34	Dec. 23	@ Boston	4-3	W	18-14-2	13,336	74	Mar. 24	NY ISLANDERS	1-1	T	34-31-9	11,267
35	Dec. 26	@ California	4-2	W	19-14-2	8,113	75	Mar. 26	@ Vancouver	3-4	L	34-32-9	15,612
36	Dec. 27	KANSAS CITY	9-4	W	20-14-2	13,470	76	Mar. 27	VANCOUVER	7-3	W	35-32-9	13,571
37	Dec. 29	@ Minnesota	1-2	L	20-15-2	10,241	77	Mar. 30	@ Kansas City	8-6	W	36-32-9	7,123
38	Dec. 31	@ Pittsburgh	1-5	L	20-16-2	8,993	78	Mar. 31	@ St. Louis	2-1	W	37-32-9	16,429
39	Jan. 1	@ Buffalo	9-6	W	21-16-2	16,433	79	Apr. 3	KANSAS CITY	5-1	W	38-32-9	13,618
40	Jan. 3	BOSTON	0-3	L	21-17-2	16,005	80	Apr. 4	@ California	2-5	L	38-33-9	6,442

KINGS 1976-77 SEASON IN REVIEW

Record: 34-31-15 (83 points)
Norris Division Finish: 2nd

General Manager: Jake Milford
Head Coach: Bob Pulford
Captain: Mike Murphy

SCORING										
PLAYER	GP	G	A	PTS	PIM	PLAYER	GP	G	A	PTS
Marcel Dionne	80	53	69	122	12	Juha Widing	47	3	8	11
Butch Goring	78	30	55	85	6	Bert Wilson	77	4	3	7
Tommy Williams	80	35	39	74	14	Larry Brown	55	1	6	7
Mike Murphy	76	25	36	61	58	Ab DeMarco	33	3	3	6
Gary Sargent	80	14	40	54	65	Lorne Stampler	7	2	1	3
Vic Venasky	80	14	26	40	18	Steve Clippingdale	16	1	2	3
Bob Berry	69	13	25	38	20	Sheldon Kannegiesser	39	1	1	2
Don Kozak	79	15	17	32	89	Russ Walker	16	1	0	1
Bob Murdoch	70	9	23	32	79	Rogie Vachon	68	0	1	1
Dave Schultz	76	10	20	30	232	Jim Moxey	1	0	0	0
Frank St. Marseille	49	6	22	28	16	Gary Simmons	4	0	0	0
Gene Carr	68	15	12	27	25	Gary Edwards	10	0	0	0
Dave Hutchison	70	6	11	17	220	Team PIM				14
Glenn Goldup	28	7	6	13	29	Team Totals	80	271	435	706
Neil Komadoski	68	3	9	12	109					1,866
GOALTENDER										
	GP	MIN	GA	SO	EN	SA	S%	AVG	W-L-OT	
Rogie Vachon	68	4,059	184	8	1	—	—	2.72	33-23-12	
Gary Simmons	4	240	16	0	1	—	—	4.00	1-2-1	
Gary Edwards	10	501	39	0	0	—	—	4.67	0-6-2	
Empty Net Goals			2							
Team Totals	80	4,800	241	8	2	—	—	3.01	34-31-15	

RESULTS

1	Oct. 6	@ Cleveland	2-2	T	0-0-1	8,899	41	Jan. 5	@ Minnesota	2-5	L	13-18-10	6,912
2	Oct. 7	@ Atlanta	2-4	L	0-1-1	9,140	42	Jan. 8	@ Philadelphia	1-6	L	13-19-10	17,077
3	Oct. 9	@ Pittsburgh	7-4	W	1-1-1	10,131	43	Jan. 9	@ NY Rangers	5-4	W	14-19-10	17,500
4	Oct. 10	@ Philadelphia	0-1	L	1-2-1	17,077	44	Jan. 12	@ Toronto	2-3	L	14-20-10	16,485
5	Oct. 13	@ Toronto	4-4	T	1-2-2	16,485	45	Jan. 13	@ Boston	3-4	L	14-21-10	10,760
6	Oct. 16	WASHINGTON	7-1	W	2-2-2	12,859	46	Jan. 15	@ Montreal	0-6	L	14-22-10	16,563
7	Oct. 17	ST. LOUIS	6-2	W	3-2-2	10,935	47	Jan. 18	TORONTO	6-3	W	15-22-10	12,644
8	Oct. 20	@ NY Rangers	4-2	W	4-2-2	17,500	48	Jan. 20	PITTSBURGH	5-3	W	16-22-10	12,174
9	Oct. 21	@ Washington	5-5	T	4-2-3	7,098	49	Jan. 22	NY RANGERS	6-0	W	17-22-10	13,606
10	Oct. 23	BOSTON	2-4	L	4-3-3	15,094	50	Jan. 26	MINNESOTA	2-3	L	17-23-10	10,131
11	Oct. 26	DETROIT	3-2	W	5-3-3	10,073	51	Jan. 29	@ NY Islanders	4-0	W	18-23-10	15,317
12	Oct. 28	ATLANTA	5-1	W	6-3-3	9,104	52**	Jan. 30	@ Buffalo (Postponed to Thur., Mar. 3-Snowstorm)				
13	Oct. 30	CLEVELAND	4-3	W	7-3-3	10,840	53	Feb. 2	WASHINGTON	7-2	W	19-23-10	9,960
14	Nov. 2	@ Pittsburgh	1-7	L	7-4-3	7,597	54	Feb. 5	MONTREAL	3-3	T	19-23-11	16,005
15	Nov. 3	@ Cleveland	4-2	W	8-4-3	3,157	55	Feb. 8	@ NY Islanders	1-4	L	19-24-11	15,317
16	Nov. 5	@ Vancouver	1-4	L	8-5-3	15,644	56	Feb. 9	@ Cleveland	3-6	L	19-25-11	3,225
17	Nov. 6	NY RANGERS	3-3	T	8-5-4	12,784	57	Feb. 12	PITTSBURGH	2-3	L	19-26-11	12,276
18	Nov. 10	TORONTO	2-2	T	8-5-5	12,338	58	Feb. 15	NY ISLANDERS	3-0	W	20-26-11	10,256
19	Nov. 13	@ Detroit	3-3	T	8-5-6	10,217	59	Feb. 17	ATLANTA	3-4	L	20-27-11	11,059
20	Nov. 14	@ Chicago	4-5	L	8-6-6	12,400	60	Feb. 19	BOSTON	2-0	W	21-27-11	14,178
21	Nov. 16	CLEVELAND	0-0	T	8-6-7	9,724	61	Feb. 22	ST. LOUIS	4-0	W	22-27-11	10,650
22	Nov. 18	NY ISLANDERS	1-3	L	8-7-7	11,904	62	Feb. 24	VANCOUVER	2-2	T	22-27-12	10,261
23	Nov. 20	BUFFALO	3-4	L	8-8-7	12,568	63	Feb. 26	@ Detroit	4-3	W	23-27-12	9,117
24	Nov. 24	CHICAGO	4-5	L	8-9-7	12,598	64	Feb. 27	@ Buffalo	5-1	W	24-27-12	16,433
25	Nov. 27	MONTREAL	3-4	L	8-9-7	16,005	65	Mar. 1	@ Washington	3-2	W	25-27-12	10,970
26	Nov. 28	@ Colorado	6-6	T	8-10-8	5,697	66	Mar. 2	@ Pittsburgh	5-0	W	26-27-12	9,226
27	Dec. 1	@ Toronto	3-6	L	8-11-8	16,384	52**	Mar. 3	@ Buffalo	2-7	L	26-28-12	16,433
28	Dec. 2	@ Montreal	3-3	T	8-11-9	16,024	67	Mar. 5	PITTSBURGH	3-3	T	26-28-13	16,005
29	Dec. 4	DETROIT	4-1	W	9-11-9	11,140	68	Mar. 8	CHICAGO	7-1	W	27-28-13	11,968
30	Dec. 8	COLORADO	3-3	T	9-11-10	10,746	69	Mar. 10	WASHINGTON	6-0	W	28-28-13	11,826
31	Dec. 11	BUFFALO	2-4	L	9-12-10	11,116	70	Mar. 13	@ Boston	2-2	T	28-28-14	12,024
32	Dec. 14	@ Washington	4-2	W	10-12-10	7,359	71	Mar. 14	@ Montreal	0-3	L	28-29-14	17,356
33	Dec. 15	@ Atlanta	3-1	W	11-12-10	11,264	72	Mar. 17	DETROIT	3-2	W	29-29-14	14,580
34	Dec. 18	MONTREAL	0-2	L	11-13-10	14,764	73	Mar. 19	PHILADELPHIA	3-5	L	29-30-14	16,005
35	Dec. 22	VANCOUVER	2-3	L	11-14-10	11,987	74	Mar. 22	@ St. Louis	2-4	L	29-31-14	12,417
36	Dec. 27	@ Detroit	7-4	W	12-14-10	11,102	75	Mar. 23	@ Chicago	3-1	W	30-31-14	9,200
37	Dec. 28	@ Minnesota	3-8	L	12-15-10	9,312	76	Mar.26	BUFFALO	6-4	W	31-31-14	15,288
38	Dec. 30	PHILADELPHIA	0-2	L	12-16-10	16,005	77	Mar. 29	@ Vancouver	3-3	T	31-31-15	15,641
39	Jan. 1	BOSTON	5-2	W	13-16-10	11,337	78	Mar. 31	COLORADO	7-5	W	32-31-15	11,302
40	Jan. 4	@ St. Louis	3-4	L	13-17-10	8,183	79	Apr. 2	MINNESOTA	7-2	W	33-31-15	13,419
							80	Apr. 3	@ Colorado	6-4	W	34-31-15	13,296

KINGS 1977-78 SEASON IN REVIEW

Record: 31-34-15 (77 points)
Norris Division Finish: 3rd

General Manager: George Maguire
Head Coach: Ron Stewart
Captain: Mike Murphy

SCORING											
PLAYER	GP	G	A	PTS	PIM	PLAYER	GP	G	A	PTS	PIM
Marcel Dionne	70	36	43	79	37	Dave Hutchison	44	0	10	10	71
Butch Goring	80	37	36	73	2	Larry Brown	57	1	8	9	23
Mike Murphy	72	20	36	56	48	Neil Komadoski	25	0	6	6	24
Syl Apps, Jr.	70	19	26	45	18	Rob Palmer	48	0	3	3	27
Dave Taylor	64	22	21	43	47	Gene Carr	5	2	0	2	4
Gary Sargent	72	7	34	41	52	Dave Schultz	8	2	0	2	27
Tommy Williams	58	15	22	37	9	Darryl Edestrand	13	0	2	2	15
Randy Manery	79	6	27	33	61	Russ Walker	1	0	0	0	6
Glenn Goldup	66	14	18	32	66	Larry Carriere	2	0	0	0	0
Pete Sternkowski	80	13	18	31	33	Lorne Stamler	2	0	0	0	0
Danny Grant	41	10	19	29	2	Charlie Simmer	3	0	0	0	2
Ernie Hicke	41	9	15	24	18	Steve Short	5	0	0	0	2
Bert Wilson	79	7	16	23	127	Gary Simmons	14	0	0	0	6
Hartland Monahan	64	10	9	19	45	Rogie Vachon	70	0	0	0	2
Bob Murdoch	76	2	17	19	68	Team PIM					10
Don Kozak	43	8	5	13	45	Team Totals	80	243	401	644	903
Vic Venasky	71	3	10	13	6						

GOALTENDER	GP	MIN	GA	SO	EN	SA	S%	AVG	W-L-OT
Rogie Vachon	70	4,107	196	4	4	—	—	2.86	29-27-13
Gary Simmons	14	693	44	0	1	—	—	3.81	2-7-2
Empty Net Goals			5						
Team Totals	80	4,800	245	4	5	—	—	3.06	31-34-15

RESULTS

1 Oct. 12	CLEVELAND	2-0	W	1-0-0	11,643	41 Jan. 12	@ Boston	1-6	L	17-15-9	14,202
2 Oct. 15	DETROIT	4-2	W	2-0-0	10,464	42 Jan. 14	@ Atlanta	8-4	W	18-15-9	11,114
3 Oct. 18	@ NY Islanders	0-0	T	2-0-1	12,254	43 Jan. 18	NY RANGERS	0-3	L	18-16-9	11,934
4 Oct. 19	@ Cleveland	1-3	L	2-1-1	3,252	44 Jan. 20	@ Colorado	2-5	L	18-17-9	6,681
5 Oct. 22	BOSTON	3-4	L	2-2-1	14,638	45 Jan. 21	TORONTO	2-1	W	19-17-9	13,497
6 Oct. 25	@ Vancouver	1-3	L	2-3-1	14,000	46 Jan. 26	ST. LOUIS	5-1	W	20-17-9	10,392
7 Oct. 26	NY ISLANDERS	2-2	T	2-3-2	10,638	47 Jan. 28	@ Montreal	3-6	L	20-18-9	17,280
8 Oct. 29	@ Montreal	5-3	W	3-3-2	16,108	48 Jan. 29	@ NY Rangers	4-1	W	21-18-9	17,500
9 Oct. 30	@ NY Rangers	5-3	W	4-3-2	17,500	49 Feb. 1	WASHINGTON	8-3	W	22-18-9	8,301
10 Nov. 1	@ St. Louis	2-7	L	4-4-2	9,715	50 Feb. 4	MONTREAL	5-5	T	22-18-10	16,005
11 Nov. 3	TORONTO	4-2	W	5-4-2	12,654	51 Feb. 7	DETROIT	1-2	L	22-19-10	10,748
12 Nov. 5	NY RANGERS	3-1	W	6-4-2	12,215	52 Feb. 9	ATLANTA	2-4	L	22-20-10	10,045
13 Nov. 8	@ Washington	5-1	W	7-4-2	7,473	53 Feb. 11	PITTSBURGH	3-3	T	22-20-11	12,246
14 Nov. 10	@ Boston	2-5	L	7-5-2	11,428	54 Feb. 14	@ NY Islanders	2-3	L	22-21-11	14,914
15 Nov. 12	MINNESOTA	2-2	T	7-5-3	12,401	55 Feb. 16	@ Buffalo	0-5	L	22-22-11	16,433
16 Nov. 16	CLEVELAND	1-1	T	7-5-4	10,649	56 Feb. 18	@ Pittsburgh	1-1	T	22-22-12	16,033
17 Nov. 19	MONTREAL	2-4	L	7-6-4	16,005	57 Feb. 19	@ Detroit	1-5	L	22-23-12	16,497
18 Nov. 23	CHICAGO	8-3	W	8-6-4	11,729	58 Feb. 21	@ Washington	4-1	W	23-23-12	9,170
19 Nov. 24	PITTSBURGH	5-3	W	9-6-4	9,835	59 Feb. 11	@ Minnesota	1-4	L	23-24-12	9,049
20 Nov. 26	@ Atlanta	4-4	T	9-6-5	13,773	60 Feb. 25	BOSTON	2-4	L	23-25-12	16,005
21 Nov. 27	@ Philadelphia	0-2	L	9-7-5	17,077	61 Feb. 28	CLEVELAND	4-2	W	24-25-12	9,529
22 Nov. 29	WASHINGTON	4-2	W	10-7-5	9,669	62 Mar. 2	COLORADO	5-2	W	25-25-12	9,801
23 Dec. 1	PHILADELPHIA	2-4	L	10-8-5	12,371	63 Mar. 4	CHICAGO	3-6	L	25-26-12	12,546
24 Dec. 3	ATLANTA	4-1	W	11-8-5	11,168	64 Mar. 8	@ Toronto	5-1	W	26-26-12	16,485
25 Dec. 6	@ St. Louis	6-1	W	12-8-5	9,270	65 Mar. 9	@ Buffalo	3-1	T	26-26-13	16,433
26 Dec. 8	@ Pittsburgh	5-3	W	13-8-5	9,117	66 Mar. 11	@ Montreal	3-5	L	26-27-13	17,131
27 Dec. 10	TORONTO	0-3	L	13-9-5	13,532	67 Mar. 12	@ Boston	3-9	L	26-28-13	14,602
28 Dec. 15	BUFFALO	3-7	L	13-10-5	11,645	68 Mar. 14	PITTSBURGH	4-2	W	27-28-13	12,084
29 Dec. 17	WASHINGTON	1-2	L	13-11-5	8,125	69 Mar. 16	DETROIT	3-3	T	27-28-14	10,256
30 Dec. 19	VANCOUVER	3-2	W	14-11-5	9,946	70 Mar. 18	MONTREAL	3-6	L	27-29-14	16,005
31 Dec. 21	MINNESOTA	8-1	W	15-11-5	9,648	71 Mar. 21	BUFFALO	2-6	L	27-30-14	11,027
32 Dec. 22	@ Chicago	4-0	W	16-11-5	9,072	72 Mar. 23	@ Minnesota	3-1	W	28-30-14	7,715
33 Dec. 28	NY ISLANDERS	3-4	L	16-12-5	16,005	73 Mar. 24	@ Cleveland	4-3	W	29-30-14	4,744
34 Dec. 29	@ Colorado	2-2	T	16-12-6	9,527	74 Mar. 27	@ Toronto	0-3	L	29-31-14	16,485
35 Jan. 1	COLORADO	5-1	W	17-12-6	10,797	75 Mar. 29	@ Chicago	1-5	L	29-32-14	10,957
36 Jan. 4	@ Washington	0-4	L	17-13-6	9,823	76 Mar. 30	@ Detroit	4-0	W	30-32-14	16,654
37 Jan. 5	@ Philadelphia	4-4	T	17-13-7	17,077	77 Apr. 1	PHILADELPHIA	2-4	L	30-33-13	15,350
38 Jan. 7	@ Pittsburgh	3-3	T	17-13-8	13,921	78 Apr. 5	ST. LOUIS	2-3	L	30-34-14	9,090
39 Jan. 8	@ Detroit	3-4	L	17-14-8	12,098	79 Apr. 7	@ Vancouver	5-5	T	30-34-15	15,613
40 Jan. 11	@ Buffalo	3-3	T	17-14-9	16,433	80 Apr. 8	VANCOUVER	5-3	W	31-34-15	11,218

KINGS 1978-79 SEASON IN REVIEW

Record: 34-34-12 (80 points)
Norris Division Finish: 3rd

General Manager: George Maguire
Head Coach: Bob Berry
Captain: Mike Murphy

SCORING											
PLAYER	GP	G	A	PTS	PIM	PLAYER	GP	G	A	PTS	PIM
Marcel Dionne	80	59	71	130	30	Vic Venasky	73	4	13	17	8
Dave Taylor	78	43	48	91	124	Bob Murdoch	32	3	12	15	46
Butch Goring	80	36	51	87	16	Mark Heaslip	69	4	9	13	45
Charlie Simmer	38	21	27	48	16	Richard Mulhern	36	2	9	11	23
Mike Murphy	64	16	29	45	38	Doug Halward	27	1	5	6	13
Rob Palmer	78	4	41	45	26	Randy Holt	36	0	6	6	202
Glenn Goldup	73	15	22	37	89	Darryl Edestrand	55	1	4	5	46
Syl Apps, Jr.	80	7	30	37	29	Brian Glennie	18	2	2	4	22
Randy Manery	71	8	27	35	64	Nick Beverley	7	0	3	3	0
Steve Jensen	72	23	8	31	57	Mario Lessard	49	0	2	2	8
Murray Wilson	58	11	15	26	14	Scott Garland	6	0	1	1	24
Tommy Williams	44	10	15	25	8	Ron Grahame	34	0	1	1	6
Danny Grant	35	10	11	21	8	Team PIM					12
Rick Hampton	49	3	17	20	22	Team Totals	80	292	489	781	1,134
Bert Wilson	73	9	10	19	138						

GOALTENDER	GP	MIN	GA	SO	EN	SA	S%	AVG	W-L-OT
Mario Lessard	49	2,860	148	4	2	—	—	3.10	23-15-10
Ron Grahame	34	1,940	136	0	0	—	—	4.21	11-19-2
Empty Net Goals			2						
Team Totals	80	4,800	286	4	2	—	—	3.57	34-34-12

RESULTS

1 Oct. 11	WASHINGTON	2-4	L	0-1-0	8,318	41 Jan. 9	@ NY Islanders	1-7	L	17-18-6	14,995
2 Oct. 14	ST. LOUIS	6-2	W	1-1-0	7,566	42 Jan. 10	@ Chicago	0-3	L	17-19-6	8,221
3 Oct. 18	BOSTON	2-3	L	1-2-0	8,564	43 Jan. 13	@ Detroit	7-3	W	18-19-6	14,447
4 Oct. 20	@ Washington	6-4	W	2-2-0	8,303	44 Jan. 14	@ Boston	6-3	W	19-19-6	13,424
5 Oct. 22	@ Montreal	4-8	L	2-3-0	16,089	45 Jan. 17	MONTREAL	3-7	L	19-20-6	13,257
6 Oct. 24	@ Atlanta	2-7	L	2-4-0	8,526	46 Jan. 20	TORONTO	2-3	L	19-21-6	12,793
7 Oct. 26	BUFFALO	6-0	W	3-4-0	7,238	47 Jan. 24	PITTSBURGH	4-1	W	20-21-6	9,680
8 Oct. 28	WASHINGTON	5-1	W	4-4-0	7,347	48 Jan. 25	DETROIT	6-6	T	20-21-7	9,974
9 Nov. 1	TORONTO	2-4	L	4-5-0	9,048	49 Jan. 27	@ Pittsburgh	3-5	L	20-22-7	14,274
10 Nov. 4	NY RANGERS	3-7	L	4-6-0	10,625	50 Jan. 28	@ Boston	5-3	W	21-22-7	13,591
11 Nov. 8	PHILADELPHIA	3-5	L	4-7-0	8,163	51 Jan. 30	@ St. Louis	1-7	L	21-23-7	7,046
12 Nov. 11	MINNESOTA	8-1	W	5-7-0	8,409	52 Jan. 31	@ Washington	3-5	L	21-24-7	7,966
13 Nov. 12	@ Chicago	4-1	W	6-7-0	11,328	53 Feb. 3	NY RANGERS	4-2	W	22-24-7	13,471
14 Nov. 14	@ St. Louis	4-2	W	7-7-0	8,951	54 Feb. 4	@ Colorado	4-1	W	23-24-7	6,821
15 Nov. 16	MONTREAL	6-3	W	8-7-0	10,292	55 Feb. 14	@ Detroit	3-2	W	24-24-7	13,914
16 Nov. 18	PITTSBURGH	1-3	L	8-8-0	9,171	56 Feb. 15	@ Montreal	2-2	T	24-24-8	16,198
17 Nov. 20	CHICAGO	4-3	W	9-8-0	7,629	57 Feb. 17	@ Toronto	2-5	L	24-25-8	16,485
18 Nov. 22	DETROIT	3-3	T	9-8-1	10,336	58 Feb. 19	NY ISLANDERS	3-8	L	24-26-8	13,744
19 Nov. 25	@ Minnesota	4-1	W	10-8-1	8,833	59 Feb. 21	BOSTON	3-1	W	25-26-8	10,913
20 Nov. 26	@ Detroit	2-4	L	10-9-1	15,114	60 Feb. 24	PHILADELPHIA	3-4	L	25-27-8	13,290
21 Nov. 29	NY ISLANDERS	5-5	T	10-9-2	8,579	61 Feb. 26	VANCOUVER	2-0	W	26-27-8	8,387
22 Dec. 2	DETROIT	5-2	W	11-9-2	11,688	62 Feb. 28	WASHINGTON	3-3	T	26-27-9	8,174
23 Dec. 4	WASHINGTON	10-2	W	12-9-2	7,324	63 Mar. 3	CHICAGO	8-5	W	27-27-9	10,531
24 Dec. 6	@ Minnesota	0-4	L	12-10-2	7,030	64 Mar. 4	@ Vancouver	3-2	W	28-27-9	—
25 Dec. 7	@ Buffalo	3-3	T	12-10-3	16,433	65 Mar. 7	@ Pittsburgh	4-0	W	29-27-9	11,479
26 Dec. 9	ATLANTA	5-1	W	13-10-3	10,009	66 Mar. 8	@ Buffalo	4-6	L	29-28-9	16,433
27 Dec. 12	@ NY Islanders	5-5	T	13-10-4	14,286	67 Mar. 10	@ Toronto	4-9	L	29-29-9	16,485
28 Dec. 13	@ NY Rangers	7-8	L	13-11-4	—	68 Mar. 11	@ Philadelphia	3-6	L	29-30-9	17,077

KINGS 1979-80 SEASON IN REVIEW

Record: 30-36-14 (74 points)
Norris Division Finish: 2nd

General Manager: George Maguire
Head Coach: Bob Berry
Captain: Mike Murphy

SCORING										
PLAYER	GP	G	A	PTS	PIM	PLAYER	GP	G	A	PTS
Marcel Dionne	80	53	84	137	32	Bert Wilson	75	4	3	7
Charlie Simmer	64	56	45	101	65	Don Howse	33	2	5	7
Dave Taylor	61	37	53	90	72	John Paul Kelly	40	2	5	7
Butch Goring	69	20	48	68	12	Jerry Korab	11	1	2	3
Doug Halward	63	11	45	56	52	Richard Mulhern	15	0	3	3
Mike Murphy	80	27	22	49	29	Dave Lewis	11	1	1	2
Rob Palmer	78	4	36	40	18	Mark Hardy	15	0	1	1
Steve Jensen	76	21	15	36	13	Ron Grahame	26	0	1	1
Andre St. Laurent	77	6	24	30	88	Randy Holt	42	0	1	1
Glenn Goldup	55	10	11	21	78	Rick Hampton	3	0	0	0
Steve Carlson	52	9	12	21	23	Mike Marson	3	0	0	0
Syl Apps, Jr.	51	5	16	21	12	Doug Keans	10	0	0	0
Randy Manery	52	6	10	16	48	Jay Wells	43	0	0	0
Dean Hopkins	60	8	6	14	39	Mario Lessard	50	0	0	0
Brad Selwood	63	1	13	14	82	Team PIM				16
Barry Gibbs	63	2	9	11	32	Team Totals	80	290	474	764
Billy Harris	11	4	3	7	6					1,134

GOALTENDER	GP	MIN	GA	SO	EN	SA	S%	AVG	W-L-OT
Doug Keans	10	559	23	0	3	—	—	2.47	3-3-3
Mario Lessard	50	2,836	185	0	3	—	—	3.91	18-22-7
Ron Grahame	26	1,405	98	2	1	—	—	4.19	9-11-4
Empty Net Goals			7						
Team Totals	80	4,800	313	2	7	—	—	3.91	30-36-14

RESULTS

1 Oct. 10	DETROIT	4-4	T	0-0-1	9,211	41 Jan. 12	@ Minnesota	6-5	W	20-13-8	15,704
2 Oct. 13	ST. LOUIS	5-3	W	1-0-1	9,871	42 Jan. 13	@ Winnipeg	3-5	L	20-14-8	13,598
3 Oct. 16	@ Washington	6-8	L	1-1-1	5,386	43 Jan. 16	BUFFALO	2-4	L	20-15-8	9,825
4 Oct. 17	@ Pittsburgh	5-4	W	2-1-1	4,615	44 Jan. 19	ATLANTA	2-4	L	20-16-8	14,909
5 Oct. 19	@ Hartford	3-6	L	2-2-1	7,627	45 Jan. 22	NY RANGERS	4-5	L	20-17-8	9,311
6 Oct. 20	@ Boston	4-5	L	2-3-1	10,946	46 Jan. 24	TORONTO	5-4	W	21-17-8	8,440
7 Oct. 23	@ Colorado	7-4	W	3-3-1	5,365	47 Jan. 26	@ Minnesota	4-4	T	21-17-9	14,575
8 Oct. 24	WASHINGTON	5-3	W	4-3-1	7,813	48 Jan. 27	@ Buffalo	1-9	L	21-18-9	16,433
9 Oct. 27	TORONTO	7-4	W	5-3-1	13,885	49 Jan. 29	WINNIPEG	3-7	L	21-19-9	7,165
10 Oct. 30	BOSTON	4-4	T	5-3-2	9,534	50 Jan. 30	EDMONTON	1-8	L	21-20-9	6,747
11 Nov. 1	NY RANGERS	4-2	W	6-3-2	10,303	51 Feb. 2	MONTREAL	4-5	L	21-21-9	15,042
12 Nov. 3	@ St. Louis	1-4	L	6-4-2	10,289	52 Feb. 3	@ Edmonton	3-5	L	21-22-9	15,423
13 Nov. 4	@ Chicago	5-3	W	7-4-2	8,190	53 Feb. 6	@ Hartford	3-7	L	21-23-9	14,448
14 Nov. 6	@ NY Islanders	1-4	L	7-5-2	14,559	54 Feb. 7	@ NY Islanders	1-4	L	21-24-9	14,497
15 Nov. 7	@ NY Rangers	4-8	L	7-6-2	17,410	55 Feb. 9	@ Toronto	7-2	W	22-24-9	16,485
16 Nov. 10	MINNESOTA	6-6	T	7-6-3	12,048	56 Feb. 10	@ Philadelphia	2-5	L	22-25-9	17,077
17 Nov. 13	COLORADO	4-1	W	8-6-3	6,288	57 Feb. 12	WASHINGTON	2-5	L	22-26-9	7,204
18 Nov. 15	PITTSBURGH	3-3	T	8-6-4	7,698	58 Feb. 14	ST. LOUIS	4-6	L	22-27-9	6,886
19 Nov. 17	MONTREAL	1-3	L	8-7-4	16,005	59 Feb. 16	NY ISLANDERS	3-2	W	23-27-9	11,326
20 Nov. 20	@ Vancouver	5-1	W	9-7-4	15,061	60 Feb. 18	@ Detroit	4-2	W	24-27-9	12,872
21 Nov. 21	PHILADELPHIA	4-6	L	9-8-4	10,030	61 Feb. 20	BOSTON	3-0	W	25-27-9	13,150
22 Nov. 24	NY ISLANDERS	4-4	T	9-8-5	12,765	62 Feb. 23	PHILADELPHIA	1-5	L	25-28-9	16,005
23 Nov. 27	WINNIPEG	5-3	W	10-8-5	7,914	63 Feb. 26	@ Washington	3-5	L	25-29-9	9,516
24 Dec. 1	CHICAGO	7-0	W	11-8-5	10,202	64 Feb. 27	@ NY Rangers	4-5	L	25-30-9	17,424
25 Dec. 4	@ Atlanta	6-2	W	12-8-5	8,290	65 Mar. 1	@ Boston	0-4	L	25-31-9	13,784
26 Dec. 6	@ Philadelphia	4-9	L	12-9-5	17,077	66 Mar. 2	@ Quebec	4-3	W	26-31-9	10,777
27 Dec. 7	@ Montreal	2-5	L	12-10-5	16,847	67 Mar. 5	ATLANTA	1-3	L	26-32-9	9,628
28 Dec. 9	@ Quebec	2-3	L	12-11-5	11,168	68 Mar. 8	CHICAGO	3-3	T	26-32-10	11,168
29 Dec. 12	HARTFORD	7-4	W	13-11-5	8,732	69 Mar. 10	@ Montreal	3-6	L	26-33-10	17,046
30 Dec. 15	VANCOUVER	4-3	W	14-11-5	8,784	70 Mar. 12	@ Pittsburgh	2-4	L	26-34-10	9,294
31 Dec. 19	@ Toronto	4-4	T	14-11-6	16,485	71 Mar. 13	@ Atlanta	2-2	T	26-34-11	9,353
32 Dec. 20	@ Buffalo	3-5	L	14-12-6	16,433	72 Mar. 15	BUFFALO	2-2	T	26-34-12	14,121
33 Dec. 22	EDMONTON	9-3	W	15-12-6	9,384	73 Mar. 19	DETROIT	4-3	W	27-34-12	9,111
34 Dec. 27	QUEBEC	3-0	W	16-12-6	9,978	74 Mar. 22	QUEBEC	4-1	W	28-34-12	10,635
35 Dec. 29	MINNESOTA	4-3	W	17-12-6	14,211	75 Mar. 25	@ Colorado	5-2	W	29-34-12	8,107
36 Jan. 2	@ Detroit	4-2	W	18-12-6	14,195	76 Mar. 27	PITTSBURGH	2-2	T	29-34-13	9,781
37 Jan. 5	@ Edmonton	3-3	T	18-12-7	15,423	77 Mar. 29	HARTFORD	2-2	T	29-34-14	12,848
38 Jan. 6	@ Winnipeg	4-4	T	18-12-8	12,250	78 Apr. 1	COLORADO	4-3	W	30-34-14	7,527
39 Jan. 8	@ St. Louis	3-6	L	18-13-8	10,218	79 Apr. 3	@ Vancouver	2-4	L	30-35-14	16,207
40 Jan. 9	@ Chicago	6-1	W	19-13-8	11,372	80 Apr. 5	VANCOUVER	3-5	L	30-36-14	12,262

KINGS 1980-81 SEASON IN REVIEW

Record: 43-24-13 (99 points)
Norris Division Finish: 2nd

General Manager: George Maguire
Head Coach: Bob Berry
Captain: Mike Murphy

SCORING										
PLAYER	GP	G	A	PTS	PIM	PLAYER	GP	G	A	PTS
Marcel Dionne	80	58	77	135	70	Dave Lewis	67	1	12	13
Dave Taylor	72	47	65	112	130	John Paul Kelly	19	3	6	9
Charlie Simmer	65	56	49	105	62	Rick Chartraw	21	1	6	7
Larry Murphy	80	16	60	76	79	Rob Palmer	13	0	4	4
Jerry Korab	78	9	43	52	139	Rick Martin	1	1	1	2
Billy Harris	80	20	29	49	36	Don Luce	10	1	0	1
Jim Fox	71	18	25	43	8	Jim Rutherford	3	0	1	1
Mike Murphy	68	16	23	39	54	Mario Lessard	64	0	1	1
Steve Jensen	74	19	19	38	88	Don Waddell	1	0	0	0
Greg Terrion	73	12	25	37	99	Paul Pageau	1	0	0	0
Dan Bonar	71	11	15	26	57	Dave Morrison	3	0	0	0
Dean Hopkins	67	8	18	26	118	John Gibson	4	0	0	0
Mark Hardy	77	5	20	25	77	Kevin Schamehorn	5	0	0	0
Garry Unger	58	10	10	20	40	Ron Grahame	6	0	0	0
Doug Halward	51	4	15	19	96	Doug Keans	9	0	0	0
Jay Wells	72	5	13	18	155	Team PIM				32
Andre St. Laurent	22	10	6	16	63	Team Totals	80	337	552	889
Glenn Goldup	49	6	9	15	35					1,627

GOALTENDER	GP	MIN	GA	SO	EN	SA	S%	AVG	W-L-OT
Mario Lessard	64	3,746	203	2	3	—	—	3.25	35-18-11
Jim Rutherford	3	180	10	0	0	—	—	3.33	3-0-0
Ron Grahame	6	360	28	0	0	—	—	4.67	3-2-1
Doug Keans	9	454	37	0	1	—	—	4.89	2-3-1
Paul Pageau	1	60	8	0	0	—	—	8.00	0-1-0
Empty Net Goals			4						
Team Totals	80	4,800	290	2	4	—	—	3.62	43-24-13

RESULTS

1	Oct. 11	DETROIT	8-1	W	1-0-0	11,210	41	Jan. 7	HARTFORD	5-3	W	26-11-4	8,535
2	Oct. 14	@ Calgary	2-4	L	1-1-0	7,162	42	Jan. 10	@ St. Louis	6-6	T	26-11-5	19,115
3	Oct. 16	QUEBEC	6-4	W	2-1-0	6,490	43	Jan. 11	@ Buffalo	4-4	T	26-11-6	16,143
4	Oct. 18	COLORADO	4-3	W	3-1-0	8,776	44	Jan. 14	@ Hartford	5-4	W	27-11-6	11,455
5	Oct. 22	BOSTON	4-0	W	4-1-0	8,596	45	Jan. 15	@ Washington	0-3	L	27-12-6	9,648
6	Oct. 25	TORONTO	5-4	W	5-1-0	12,432	46	Jan. 17	@ Pittsburgh	4-5	L	27-13-6	14,231
7	Oct. 26	@ Edmonton	4-4	T	5-1-1	17,290	47	Jan. 18	@ Philadelphia	2-7	L	27-14-6	17,077
8	Oct. 28	@ Colorado	8-4	W	6-1-1	6,284	48	Jan. 20	DETROIT	11-4	W	28-14-6	9,763
9	Oct. 29	WASHINGTON	4-2	W	7-1-1	7,346	49	Jan. 22	TORONTO	3-3	T	28-14-7	11,688
10	Nov. 1	@ NY Islanders	7-3	W	8-1-1	14,768	50	Jan. 24	@ Boston	6-4	W	29-14-7	13,716
11	Nov. 2	@ NY Rangers	6-3	W	9-1-1	17,417	51	Jan. 26	@ Quebec	7-5	W	30-14-7	13,653
12	Nov. 5	@ Washington	5-3	W	10-1-1	8,719	52	Jan. 28	NY RANGERS	2-6	L	30-15-7	10,451
13	Nov. 6	@ Philadelphia	2-8	L	10-2-1	17,077	53	Jan. 31	MONTREAL	4-1	W	31-15-7	16,005
14	Nov. 8	@ Montreal	0-3	L	10-3-1	16,869	54	Feb. 2	@ NY Rangers	3-2	W	32-15-7	17,417
15	Nov. 10	NY RANGERS	4-1	W	11-3-1	10,801	55	Feb. 3	@ NY Islanders	1-8	L	32-16-7	15,008
16	Nov. 12	MONTREAL	4-8	L	11-4-1	11,740	56	Feb. 5	@ Detroit	4-6	L	32-17-7	12,117
17	Nov. 15	ST. LOUIS	3-5	L	11-5-1	14,353	57	Feb. 7	WASHINGTON	4-4	T	32-17-8	12,814
18	Nov. 16	@ Vancouver	3-2	W	12-5-1	14,779	58	Feb. 12	@ Chicago	5-5	T	32-17-9	16,407
19	Nov. 19	WINNIPEG	7-2	W	13-5-1	7,572	59	Feb. 14	BOSTON	4-5	L	32-18-9	14,975
20	Nov. 22	@ Toronto	5-2	W	14-5-1	16,485	60	Feb. 18	QUEBEC	2-4	L	32-19-9	9,841
21	Nov. 24	@ Quebec	4-3	W	15-5-1	10,690	61	Feb. 21	PHILADELPHIA	1-3	L	32-20-9	16,005
22	Nov. 26	PHILADELPHIA	2-4	L	15-6-1	12,634	62	Feb. 24	EDMONTON	5-2	W	33-20-9	9,906
23	Nov. 29	CHICAGO	5-2	W	16-6-1	13,109	63	Feb. 26	VANCOUVER	4-3	W	34-20-9	10,298
24	Dec. 2	HARTFORD	5-2	W	17-6-1	7,456	64	Feb. 28	NY ISLANDERS	1-2	L	34-21-9	16,005
25	Dec. 4	VANCOUVER	3-1	W	18-6-1	7,460	65	Mar. 2	@ Toronto	1-0	W	35-21-9	16,485
26	Dec. 6	NY ISLANDERS	5-3	W	19-6-1	15,124	66	Mar. 4	@ Pittsburgh	5-6	L	35-22-9	11,796
27	Dec. 8	CALGARY	2-4	L	19-7-1	7,673	67	Mar. 6	@ Colorado	3-1	W	36-22-9	9,666
28	Dec. 10	@ Minnesota	7-2	W	20-7-1	13,739	68	Mar. 8	@ Winnipeg	4-1	W	37-22-9	13,992
29	Dec. 11	@ Detroit	2-1	W	21-7-1	11,628	69	Mar. 11	CHICAGO	4-4	T	37-22-10	11,711
30	Dec. 13	@ Hartford	5-5	T	21-8-1	11,204	70	Mar. 14	MINNESOTA	10-4	W	38-22-10	13,756
31	Dec. 14	@ Boston	1-7	L	21-9-2	10,122	71	Mar. 17	BUFFALO	1-3	L	38-23-10	10,367
32	Dec. 17	PITTSBURGH	3-3	T	21-8-3	8,188	72	Mar. 19	PITTSBURGH	4-4	T	38-23-11	9,758
33	Dec. 20	BUFFALO	4-7	L	21-9-3	13,418	73	Mar. 21	@ Edmonton	6-6	T	38-23-12	17,490
34	Dec. 23	EDMONTON	7-4	W	22-9-3	8,513	74	Mar. 22	@ Winnipeg	7-5	W	39-23-12	12,149
35	Dec. 26	@ Vancouver	6-3	W	23-9-3	16,413	75	Mar. 24	@ Minnesota	4-3	W	40-23-12	12,896
36	Dec. 27	ST. LOUIS	4-4	T	23-9-4	13,589	76	Mar. 25	@ Chicago	4-2	W	41-23-12	12,347
37	Dec. 30	@ Montreal	0-4	L	23-10-4	18,042	77	Mar. 28	MINNESOTA	3-2	W	42-23-12	14,882
38	Dec. 31	@ Buffalo	5-2	W	24-10-4	16,143	78	Mar. 31	WINNIPEG	7-3	W	43-23-12	9,748
39	Jan. 2	@ Calgary	6-7	L	24-11-4	7,162	79	Apr. 2	@ St. Louis	4-6	L	43-24-12	18,182
40	Jan. 5	CALGARY	5-2	W	25-11-4	8,256	80	Apr. 4	COLORADO	5-5	T	43-24-13	12,926

KINGS 1981-82 SEASON IN REVIEW

Record: 24-41-15 (63 points)
Smythe Division Finish: 4th

General Manager: George Maguire
Head Coach: Parker McDonald (13-24-5)/
 Don Perry (11-17-10)
Captain: Dave Lewis

SCORING										
PLAYER	GP	G	A	PTS	PIM	PLAYER	GP	G	A	PTS
Marcel Dionne	78	50	67	117	50	Daryl Evans	14	2	6	8
Dave Taylor	78	39	67	106	130	Al Hangesleben	18	2	6	8
Jim Fox	77	30	38	68	23	Paul Mulvey	11	0	7	7
Larry Murphy	79	22	44	66	95	Andre St. Laurent	16	2	4	6
Steve Bozek	77	33	23	56	68	Rick Martin	3	1	3	4
Mark Hardy	77	6	39	45	130	Billy Harris	16	1	3	4
Charlie Simmer	50	15	24	39	42	Scott Gruhl	7	2	1	3
Greg Terrion	61	15	22	37	23	Al Sims	8	1	1	2
Dan Bonar	79	13	23	36	111	Warren Holmes	3	0	2	2
Bernie Nicholls	22	14	18	32	27	Rob Palmer	5	0	2	2
Doug Smith	80	16	14	30	64	Mario Lessard	52	0	2	2
Steve Jensen	45	8	19	27	19	Glenn Goldup	2	0	0	0
Ian Turnbull	42	11	15	26	81	Mike Blake	2	0	0	0
John Paul Kelly	70	12	11	23	100	Bobby Sheehan	4	0	0	0
Jerry Korab	50	5	13	18	91	Dave Morrison	4	0	0	0
Mike Murphy	28	5	10	15	20	John Gibson	6	0	0	0
Dean Hopkins	41	2	13	15	102	Jim Rutherford	7	0	0	0
Dave Lewis	64	1	13	14	75	Doug Keans	31	0	0	0
Trevor Johansen	46	3	7	10	69	Team PIM				10
Rick Chartraw	33	2	8	10	56	Team Totals	80	314	533	847
Jay Wells	60	1	8	9	145					1,730

GOALTENDER	GP	MIN	GA	SO	EN	SA	S%	AVG	W-L-OT
Mike Blake	2	51	2	0	1	—	—	2.35	0-0-0
Doug Keans	31	1,436	103	0	4	—	—	4.30	8-10-7
Mario Lessard	52	2,933	213	2	3	—	—	4.36	13-28-8
Jim Rutherford	7	380	43	0	0	—	—	6.79	3-3-0
Empty Net Goals			8						
Team Totals	80	4,800	369	2	8	—	—	4.61	24-41-15

RESULTS

1 Oct. 7	NY ISLANDERS	1-4	L	0-1-0	9,744	41 Jan. 9	@ Toronto	3-5	L	13-23-5	16,360
2 Oct. 10	EDMONTON	4-7	L	0-2-0	8,839	42 Jan. 10	@ Buffalo	4-6	L	13-24-5	2,079
3 Oct. 13	CALGARY	4-3	W	1-2-0	6,322	43 Jan. 12	@ Montreal	1-2	L	13-25-5	15,975
4 Oct. 15	COLORADO	10-2	W	2-2-0	6,125	44 Jan. 14	@ Calgary	2-5	L	13-26-5	7,234
5 Oct. 17	BOSTON	4-5	L	2-3-0	12,013	45 Jan. 15	@ Vancouver	3-3	T	13-26-6	12,000
6 Oct. 20	@ NY Islanders	9-6	W	3-3-0	14,431	46 Jan. 19	COLORADO	4-4	T	13-26-7	8,751
7 Oct. 21	@ NY Rangers	5-2	W	4-3-0	17,227	47 Jan. 21	MINNESOTA	3-3	T	13-26-8	10,306
8 Oct. 24	@ Minnesota	3-6	L	4-4-0	15,579	48 Jan. 23	@ Colorado	3-3	T	13-26-9	8,193
9 Oct. 25	@ Winnipeg	4-9	L	4-5-0	10,664	49 Jan. 24	@ Vancouver	5-5	T	13-26-10	12,465
10 Oct. 27	QUEBEC	8-7	W	5-5-0	7,595	50 Jan. 27	PHILADELPHIA	4-4	T	13-26-11	14,959
11 Oct. 29	WASHINGTON	4-3	W	6-5-0	7,392	51 Jan. 30	ST. LOUIS	7-4	W	14-26-11	10,988
12 Oct. 31	@ St. Louis	4-5	L	6-6-0	13,215	52 Jan. 31	NY RANGERS	3-6	L	14-27-11	13,169
13 Nov. 4	@ Chicago	4-5	L	6-7-0	12,246	53 Feb. 2	HARTFORD	3-5	L	14-28-11	7,713
14 Nov. 5	@ Detroit	2-10	L	6-8-0	12,114	54 Feb. 6	VANCOUVER	5-4	W	15-28-11	11,343
15 Nov. 7	TORONTO	4-9	L	6-9-0	12,334	55 Feb. 7	MONTREAL	2-7	L	15-29-11	12,310
16 Nov. 10	MONTREAL	4-2	W	7-9-0	11,492	56 Feb. 11	QUEBEC	4-4	T	15-29-12	9,568
17 Nov. 12	ST. LOUIS	5-2	W	8-9-0	8,503	57 Feb. 13	@ Pittsburgh	3-3	T	15-29-13	12,189
18 Nov. 14	WINNIPEG	2-3	L	8-10-0	10,363	58 Feb. 14	@ Philadelphia	4-6	L	15-30-13	14,147
19 Nov. 18	DETROIT	8-1	W	9-10-0	9,001	59 Feb. 17	WASHINGTON	2-5	L	15-31-13	8,931
20 Nov. 19	@ Calgary	3-6	L	9-11-0	7,226	60 Feb. 20	CALGARY	6-2	W	16-31-13	10,615
21 Nov. 21	BUFFALO	1-7	L	9-12-0	12,565	61 Feb. 24	DETROIT	5-3	W	17-31-13	8,825
22 Nov. 25	@ Edmonton	4-11	L	9-13-0	17,490	62 Feb. 27	CHICAGO	3-5	L	17-32-13	12,713
23 Nov. 26	@ Calgary	1-7	L	9-14-0	7,234	63 Mar. 1	@ Quebec	5-5	T	17-32-14	15,288
24 Nov. 28	VANCOUVER	3-2	W	10-14-0	10,914	64 Mar. 3	@ Toronto	4-1	W	18-32-14	16,360
25 Dec. 2	NY RANGERS	3-4	L	10-15-0	9,693	65 Mar. 6	@ Boston	0-4	L	18-33-14	14,282
26 Dec. 5	CHICAGO	2-3	L	10-16-0	12,114	66 Mar. 7	@ Hartford	6-7	L	18-34-14	11,616
27 Dec. 9	EDMONTON	5-5	T	10-16-1	11,259	67 Mar. 9	@ Colorado	2-0	W	19-34-14	8,273
28 Dec. 12	VANCOUVER	7-5	W	11-16-1	9,919	68 Mar. 10	EDMONTON	3-2	W	20-34-14	16,005
29 Dec. 15	@ Buffalo	4-3	W	12-16-1	15,125	69 Mar. 13	NY ISLANDERS	3-0	W	21-34-14	14,930
30 Dec. 16	@ Pittsburgh	6-7	L	12-17-1	7,148	70 Mar. 15	@ Edmonton	3-3	T	21-34-15	17,490
31 Dec. 19	@ Hartford	5-5	T	12-17-2	10,623	71 Mar. 17	CALGARY	9-4	W	22-34-15	8,995
32 Dec. 20	@ Boston	4-4	L	12-18-2	10,773	72 Mar. 20	PITTSBURGH	7-5	W	23-34-15	13,433
33 Dec. 22	@ Colorado	2-6	L	12-19-2	4,470	73 Mar. 22	@ Minnesota	2-4	L	23-35-15	15,784
34 Dec. 23	COLORADO	4-8	W	13-19-2	9,405	74 Mar. 24	@ Winnipeg	3-5	L	23-36-15	12,711
35 Dec. 26	@ Vancouver	2-2	T	13-19-3	13,694	75 Mar. 27	COLORADO	9-4	W	24-36-15	11,172
36 Dec. 27	@ Edmonton	3-10	L	13-20-3	17,490	76 Mar. 28	EDMONTON	2-6	L	24-37-15	16,005
37 Dec. 30	@ Colorado	2-3	L	13-21-3	8,376	77 Mar. 30	@ Calgary	5-7	L	24-38-15	7,234
38 Jan. 2	CALGARY	5-5	T	13-21-4	12,195	78 Mar. 31	@ Edmonton	3-7	L	24-39-15	17,490
39 Jan. 5	@ Philadelphia	3-5	L	13-22-4	17,097	79 Apr. 3	VANCOUVER	0-6	L	24-40-15	11,524
40 Jan. 7	@ Washington	3-3	T	13-22-5	8,499	80 Apr. 4	@ Vancouver	4-7	L	24-41-15	16,023

KINGS 1982-83 SEASON IN REVIEW

Record: 27-41-12 (66 points)
Smythe Division Finish: 5th

General Manager: George Maguire
Head Coach: Don Perry
Captain: Dave Lewis

SCORING										
PLAYER	GP	G	A	PTS	PIM	PLAYER	GP	G	A	PTS
Marcel Dionne	80	56	51	107	22	Howard Scruton	4	0	4	4
Charlie Simmer	80	29	51	80	51	Brian MacLellan	8	0	3	3
Jim Fox	77	28	40	68	8	Phil Sykes	7	2	0	2
Larry Murphy	77	14	48	62	81	Dan Bonar	20	1	1	2
Dave Taylor	46	21	37	58	76	Scott Gruhl	7	0	2	2
Bernie Nicholls	71	28	22	50	124	Markus Mattsson	19	0	2	2
Terry Ruskowski	71	14	30	44	127	Victor Nechayev	3	1	0	1
Daryl Evans	80	18	22	40	21	Pierre Giroux	6	1	0	1
Mark Hardy	74	5	34	39	101	Jim Brown	3	0	1	1
John Paul Kelly	65	16	15	31	52	Doug Keans	6	0	1	1
Jerry Korab	72	3	26	29	90	Peter Helander	7	0	1	1
Mike Murphy	74	16	11	27	52	Mario Lessard	19	0	1	1
Steve Bozek	53	13	13	26	14	Gary Laskoski	46	0	1	1
Warren Holmes	39	8	16	24	7	Al Sims	1	0	0	0
Doug Smith	42	11	11	22	12	Blair Barnes	1	0	0	0
Ulf Isaksson	50	7	15	22	10	Bob Gladney	1	0	0	0
Dean Hopkins	49	5	12	17	43	Rick Blight	2	0	0	0
Jay Wells	69	3	12	15	167	Dean Turner	3	0	0	0
Dave Lewis	79	2	10	12	53	Dave Gans	3	0	0	0
Dean Kennedy	55	0	12	12	97	Mike Blake	9	0	0	0
Rick Chartraw	31	3	5	8	31	Team PIM				20
Dave Morrison	24	3	3	6	4	Team Totals	80	308	513	821

GOALTENDER	GP	MIN	GA	SO	EN	SA	S%	AVG	W-L-OT
Mike Blake	9	432	30	0	1	211	.858	4.17	4-4-0
Markus Mattsson	19	899	65	1	1	454	.857	4.34	5-5-4
Gary Laskoski	46	2,277	173	0	3	1,212	.857	4.56	15-20-4
Mario Lessard	19	888	68	1	0	432	.843	4.59	3-10-2
Doug Keans	6	304	24	0	0	138	.826	4.74	0-2-2
Empty Net Goals			5			5			
Team Totals	80	4,800	365	2	5	2,452	.851	4.56	27-41-12

RESULTS

1	Oct. 6	VANCOUVER	3-3	T	0-0-1	9,440	41	Jan. 11	@ Washington	9-7	W	15-21-5	9,422
2	Oct. 9	CALGARY	3-1	W	1-0-1	10,394	42	Jan. 13	@ Detroit	4-4	T	15-21-6	10,495
3	Oct. 12	@ Winnipeg	5-3	W	2-0-1	10,491	43	Jan. 15	@ NY Islanders	2-5	L	15-22-6	15,230
4	Oct. 14	@ Quebec	4-4	T	2-0-2	14,011	44	Jan. 16	@ New Jersey	3-5	L	15-23-6	10,367
5	Oct. 16	@ NY Islanders	1-4	L	2-1-2	15,160	45	Jan. 18	EDMONTON	3-3	T	15-23-7	14,754
6	Oct. 17	@ NY Rangers	5-3	W	3-1-2	17,432	46	Jan. 20	HARTFORD	4-3	W	16-23-7	9,094
7	Oct. 20	NEW JERSEY	7-4	W	4-1-2	8,519	47	Jan. 23	@ Edmonton	6-8	L	16-24-7	17,498
8	Oct. 23	HARTFORD	3-5	L	4-2-2	11,622	48	Jan. 25	CALGARY	6-8	L	16-25-7	8,841
9	Oct. 24	BOSTON	5-4	W	5-2-2	11,534	49	Jan. 27	NY ISLANDERS	4-6	L	16-26-7	14,073
10	Oct. 27	@ Winnipeg	3-7	L	5-3-2	12,325	50	Jan. 29	@ St. Louis	2-4	L	16-27-7	14,275
11	Oct. 29	@ Edmonton	3-6	L	5-4-2	17,498	51	Feb. 1	NY RANGERS	5-5	T	16-27-8	11,072
12	Oct. 30	CHICAGO	5-5	T	5-4-3	11,007	52	Feb. 3	@ Edmonton	7-4	W	17-27-8	17,498
13	Nov. 3	TORONTO	6-2	W	6-4-3	10,041	53	Feb. 5	PHILADELPHIA	0-2	L	17-28-8	14,146
14	Nov. 6	PITTSBURGH	6-2	W	7-4-3	13,281	54	Feb. 10	BUFFALO	7-2	W	18-28-8	9,567
15	Nov. 9	@ Calgary	4-5	L	7-5-3	7,242	55	Feb. 12	@ Pittsburgh	4-6	L	18-29-8	7,622
16	Nov. 10	@ Vancouver	2-4	L	7-6-3	13,204	56	Feb. 13	@ Philadelphia	5-4	W	19-29-8	16,892
17	Nov. 13	MONTREAL	2-1	W	8-6-3	16,005	57	Feb. 15	@ Hartford	5-2	W	20-29-8	—
18	Nov. 16	MINNESOTA	3-8	L	8-7-3	10,328	58	Feb. 17	@ Detroit	5-5	T	20-29-9	10,147
19	Nov. 18	DETROIT	4-1	W	9-7-3	9,203	59	Feb. 19	WASHINGTON	3-3	T	20-29-10	14,087
20	Nov. 20	BUFFALO	2-5	L	9-8-3	12,991	60	Feb. 20	@ Vancouver	2-5	L	20-30-10	14,784
21	Nov. 24	NEW JERSEY	3-0	W	10-8-8	9,735	61	Feb. 22	BOSTON	5-3	W	21-30-10	13,082
22	Nov. 27	PHILADELPHIA	0-4	L	10-9-3	16,005	62	Feb. 24	VANCOUVER	8-0	W	22-30-10	11,323
23	Nov. 30	@ Vancouver	5-2	W	11-9-3	12,790	63	Feb. 26	TORONTO	6-2	W	23-30-10	14,722
24	Dec. 1	CALGARY	4-1	W	12-9-3	8,912	64	Mar. 1	@ St. Louis	2-7	L	23-31-10	9,537
25	Dec. 4	ST. LOUIS	6-3	W	13-9-3	8,743	65	Mar. 2	@ Chicago	3-5	L	23-32-10	16,837
26	Dec. 5	@ Edmonton	3-7	L	13-10-3	17,498	66	Mar. 5	@ Calgary	4-4	T	23-32-11	7,242
27	Dec. 7	@ Calgary	4-4	T	13-10-4	7,242	67	Mar. 6	@ Minnesota	3-8	L	23-33-11	14,352
28	Dec. 9	EDMONTON	3-3	T	13-10-5	13,865	68	Mar. 8	CALGARY	6-4	W	24-33-11	10,833
29	Dec. 11	@ Winnipeg	3-4	L	13-11-5	11,526	69	Mar. 13	WINNIPEG	5-6	L	24-34-11	12,502
30	Dec. 14	@ Washington	2-7	L	13-12-5	8,696	70	Mar. 15	WINNIPEG	4-3	W	25-34-11	10,271
31	Dec. 15	@ NY Rangers	1-7	L	13-13-5	17,432	71	Mar. 17	QUEBEC	4-4	W	26-34-11	11,770
32	Dec. 18	@ Boston	0-4	L	13-14-5	12,187	72	Mar. 19	PITTSBURGH	4-7	L	26-35-11	13,424
33	Dec. 19	@ Chicago	4-6	L	13-15-5	19,305	73	Mar. 22	@ Montreal	5-6	L	26-36-11	—
34	Dec. 21	WINNIPEG	2-4	L	13-16-5	10,164	74	Mar. 24	@ Quebec	3-7	L	26-37-11	15,142
35	Dec. 23	EDMONTON	2-6	L	13-17-5	12,713	75	Mar. 26	EDMONTON	3-9	L	26-38-11	16,005
36	Dec. 26	VANCOUVER	4-2	W	14-17-5	9,887	76	Mar. 27	@ Vancouver	4-8	L	26-39-11	16,413
37	Dec. 29	WINNIPEG	3-4	L	14-18-5	11,790	77	Mar. 29	@ Calgary	3-5	L	26-40-11	7,242
38	Jan. 6	@ Montreal	3-11	L	14-19-5	15,200	78	Mar. 30	@ Winnipeg	5-10	L	26-41-11	13,039
39	Jan. 8	@ Toronto	5-7	L	14-20-5	16,382	79	Apr. 2	MINNESOTA	8-5	W	27-41-11	9,390
40	Jan. 9	@ Buffalo	2-7	L	14-21-5	11,537	80	Apr. 3	VANCOUVER	2-2	T	27-41-12	9,605

KINGS 1983-84 SEASON IN REVIEW

Record: 23-44-13 (59 points)
Smythe Division Finish: 5th

General Manager: George Maguire/Rogie Vachon
Head Coach: Don Perry (14-27-9)/Rogie Vachon (1-0-1)/
 Roger Neilson (8-17-3)
Captain: Terry Ruskowski

SCORING										
PLAYER	GP	G	A	PTS	PIM	PLAYER	GP	G	A	PTS
Bernie Nicholls	78	41	54	95	83	Billy Harris	21	2	4	6
Charlie Simmer	79	44	48	92	78	Dean Kennedy	37	1	5	6
Marcel Dionne	66	39	53	92	28	Larry Murphy	6	0	3	3
Jim Fox	80	30	42	72	26	Fred Barrett	15	2	0	2
Dave Taylor	63	20	49	69	91	Marco Baron	21	0	2	2
Brian MacLellan	72	25	29	54	45	Bob LaForest	5	1	0	1
Mark Hardy	79	8	41	49	122	Daryl Evans	4	0	1	1
Doug Smith	72	16	20	36	28	Mike Heidt	6	0	1	1
Mike McEwen	47	10	24	34	14	Mike Blake	29	0	1	1
Anders Hakansson	80	15	17	32	41	Dan Brennan	2	0	0	0
Terry Ruskowski	77	7	25	32	89	Phil Sykes	3	0	0	0
Brian Engblom	74	2	27	29	59	Warren Holmes	3	0	0	0
Wes Jarvis	61	9	13	22	36	Billy O'Dwyer	5	0	0	0
John Paul Kelly	72	7	14	21	73	Dean Jenkins	5	0	0	0
Jay Wells	69	3	18	21	141	Mario Lessard	6	0	0	0
Russ Anderson	70	5	12	17	126	Gary Laskoski	13	0	0	0
Ken Houston	33	8	8	16	11	Markus Mattsson	19	0	0	0
Steve Christoff	58	8	7	15	13	Team PIM				8
Marc Chorney	71	3	9	12	58	Team Totals	80	309	530	839
Kevin LaVallee	19	3	3	6	2					1,265

GOALTENDER	GP	MIN	GA	SO	EN	SA	S%	AVG	W-L-OT
Marco Baron	21	1,211	87	0	5	633	.863	4.31	3-14-4
Markus Mattsson	19	1,101	79	1	1	530	.851	4.31	7-8-2
Mike Blake	29	1,634	118	0	1	891	.868	4.33	9-11-5
Gary Laskoski	13	665	55	0	2	321	.829	4.96	4-7-1
Mario Lessard	6	266	26	0	2	160	.838	5.86	0-4-1
Empty Net Goals			11			11			
Team Totals	80	4,877	376	1	11	2,546	.852	4.63	23-44-13

RESULTS

1 Oct. 5 MINNESOTA	3-3	T	0-0-1	8,852	41 Jan. 4 VANCOUVER	3-3	T	13-21-7	8,961
2 Oct. 8 TORONTO	3-6	L	0-1-1	9,447	42 Jan. 7 CALGARY	7-1	W	14-21-7	11,637
3 Oct. 10 @ NY Rangers	1-2	L	0-2-1	17,264	43 Jan. 11 WASHINGTON	2-4	L	14-22-7	8,616
4 Oct. 11 @ NY Islanders	2-5	L	0-3-1	15,850	44 Jan. 13 @ Winnipeg	7-7	T	14-22-8	11,354
5 Oct. 13 @ St. Louis	4-7	L	0-4-1	8,387	45 Jan. 15 @ Winnipeg	4-4	T	14-22-9	11,559
6 Oct. 15 DETROIT	3-3	T	0-4-2	9,772	46 Jan. 16 @ Minnesota	3-9	L	14-23-9	15,449
7 Oct. 20 EDMONTON	7-2	W	1-4-2	9,413	47 Jan. 18 BUFFALO	0-4	L	14-24-9	9,306
8 Oct. 22 NEW JERSEY	8-3	W	2-4-2	9,543	48 Jan. 20 @ Edmonton	5-7	L	14-25-9	17,498
9 Oct. 25 HARTFORD	5-8	L	2-5-2	8,474	49 Jan. 21 EDMONTON	3-6	L	14-26-9	16,005
10 Oct. 28 @ Buffalo	3-3	T	2-5-3	11,480	50 Jan. 25 PHILADELPHIA	2-5	L	14-27-9	10,976
11 Oct. 29 @ Toronto	5-5	T	2-5-4	16,382	51 Jan. 27 @ Calgary	2-2	T	14-27-10	16,764
12 Nov. 1 @ Quebec	4-8	L	2-6-4	15,291	52 Jan. 28 @ Edmonton	4-2	W	15-27-10	17,498
13 Nov. 3 @ Philadelphia	6-5	W	3-6-4	16,137	53 Feb. 2 VANCOUVER	4-2	W	16-27-10	10,252
14 Nov. 5 @ Hartford	1-2	L	3-7-4	11,512	54 Feb. 5 NY RANGERS	3-3	T	16-27-11	12,151
15 Nov. 6 @ Boston	3-7	L	3-8-4	13,085	55 Feb. 8 CHICAGO	1-0	W	17-27-11	9,462
16 Nov. 8 ST. LOUIS	5-5	T	3-8-5	7,876	56 Feb. 11 NY RANGERS	6-6	T	17-27-12	16,005
17 Nov. 10 ST. LOUIS	6-2	W	4-8-5	7,651	57 Feb. 13 @ Montreal	3-5	L	17-28-12	15,902
18 Nov. 12 MONTREAL	6-4	W	5-8-5	16,005	58 Feb. 14 @ New Jersey	4-6	L	17-29-12	7,776
19 Nov. 16 VANCOUVER	5-2	W	6-8-5	9,823	59 Feb. 16 WASHINGTON	2-4	L	17-30-12	9,065
20 Nov. 18 @ Vancouver	5-2	W	7-8-5	12,364	60 Feb. 18 MONTREAL	5-3	W	18-30-12	12,629
21 Nov. 20 @ Vancouver	3-8	L	7-9-5	12,222	61 Feb. 20 @ Minnesota	3-2	W	19-30-12	11,766
22 Nov. 21 @ Calgary	4-7	L	7-10-5	16,764	62 Feb. 22 BOSTON	3-6	L	19-31-12	12,969
23 Nov. 23 EDMONTON	3-7	L	7-11-5	14,578	63 Feb. 24 @ Vancouver	3-5	L	19-32-12	15,345
24 Nov. 26 CALGARY	1-4	L	7-12-5	11,832	64 Feb. 26 CALGARY	2-5	L	19-33-12	9,632
25 Nov. 29 WINNIPEG	5-6	L	7-13-5	7,699	65 Feb. 28 @ Calgary	1-9	L	19-34-12	16,764
26 Dec. 1 WINNIPEG	5-6 OT	L	7-14-5	7,646	66 Mar. 1 @ Boston	3-4 OT	L	19-35-12	13,356
27 Dec. 3 @ Edmonton	3-7	L	7-15-5	17,498	67 Mar. 3 @ Pittsburgh	3-4	L	19-36-12	7,076
28 Dec. 4 @ Winnipeg	5-7	L	7-16-5	9,989	68 Mar. 4 @ New Jersey	3-5	L	19-37-12	10,286
29 Dec. 7 NY ISLANDERS	4-4	T	7-16-6	10,992	69 Mar. 6 WINNIPEG	3-7	L	19-38-12	8,392
30 Dec. 10 QUEBEC	4-6	L	7-17-6	10,563	70 Mar. 8 @ Philadelphia	1-4	L	19-39-12	9,144
31 Dec. 13 @ Detroit	7-5	W	8-17-6	14,029	71 Mar. 9 @ Buffalo	3-7	L	19-40-12	16,433
32 Dec. 14 @ Chicago	6-5	W	9-17-6	15,711	72 Mar. 11 CHICAGO	4-3	W	20-40-12	10,159
33 Dec. 17 @ Pittsburgh	6-5	W	10-17-6	5,893	73 Mar. 14 PITTSBURGH	7-6	W	21-40-12	8,179
34 Dec. 18 @ Washington	0-5	L	10-18-6	9,438	74 Mar. 16 @ Winnipeg	4-5	L	21-41-12	11,975
35 Dec. 21 CALGARY	7-4	W	11-18-6	9,157	75 Mar. 17 @ Edmonton	1-9	L	21-42-12	17,498
36 Dec. 26 @ Vancouver	5-4 OT	W	12-18-6	14,702	76 Mar. 20 QUEBEC	1-3	L	21-43-12	8,635
37 Dec. 28 NY ISLANDERS	5-6 OT	L	12-19-6	16,005	77 Mar. 24 DETROIT	9-7	W	22-43-12	10,854
38 Dec. 30 @ Hartford	3-3	W	13-19-6	11,006	78 Mar. 27 WINNIPEG	3-3	T	22-43-13	7,367
39 Dec. 31 @ Toronto	9-5	L	13-20-6	16,382	79 Mar. 29 @ Calgary	6-3	W	23-43-13	16,764
40 Jan. 3 VANCOUVER	3-4	L	13-21-6	8,138	80 Mar. 31 EDMONTON	3-4	L	23-44-13	15,007

KINGS 1984-85 SEASON IN REVIEW

Record: 34-32-14 (82 points)
Smythe Division Finish: 4th

General Manager: Rogie Vachon
Head Coach: Pat Quinn
Captain: Terry Ruskowski

SCORING										
PLAYER	GP	G	A	PTS	PIM	PLAYER	GP	G	A	PTS
Marcel Dionne	80	46	80	126	46	Rick Lapointe	73	4	13	17
Bernie Nicholls	80	46	54	100	76	Carl Mokosak	30	4	8	12
Dave Taylor	79	41	51	92	132	Jay Wells	77	2	9	11
Brian MacLellan	80	31	54	85	53	Dave Williams	12	4	3	7
Jim Fox	79	30	53	83	10	Russ Anderson	14	1	1	2
Mark Hardy	78	14	39	53	97	Bob Janecyk	51	0	2	2
Terry Ruskowski	78	16	33	49	144	Ken Hammond	3	1	0	1
Doug Smith	62	21	20	41	58	Charlie Simmer	5	1	0	1
Steve Shutt	59	16	25	41	10	Daryl Evans	7	1	0	1
Craig Redmond	79	6	33	39	57	Billy O'Dwyer	13	1	0	1
Garry Galley	78	8	30	38	82	Brian Wilks	2	0	0	0
Phil Sykes	79	17	15	32	38	Steve Seguin	5	0	0	0
Anders Hakansson	73	12	12	24	28	Darren Eliot	33	0	0	0
Brian Engblom	79	4	19	23	70	Team PIM				26
Bob Miller	63	4	16	20	35	Team Totals	80	339	580	919
John Paul Kelly	73	8	10	18	55					1,411

GOALTENDER	GP	MIN	GA	SO	EN	SA	S%	AVG	W-L-OT
Bob Janecyk	51	3,002	183	2	4	1,483	.877	3.66	22-21-8
Darren Eliot	33	1,882	137	0	2	944	.855	4.37	12-11-6
Empty Net Goals			6			6			
Team Totals	80	4,884	326	2	6	2,433	.866	4.00	34-32-14

RESULTS

1	Oct. 11	EDMONTON	2-2	T	0-0-1	11,261	41	Jan. 9	@	Calgary	4-4	T	16-16-9	16,683
2	Oct. 13	VANCOUVER	5-6	OT	L	0-1-1	9,155	42	Jan. 12	WINNIPEG	6-4	W	17-16-9	16,005
3	Oct. 14	ST. LOUIS	2-5	L	0-2-1	7,110	43	Jan. 13	WINNIPEG	5-6	L	17-17-9	10,066	
4	Oct. 16	@ Washington	3-5	L	0-3-1	8,160	44	Jan. 16	TORONTO	3-4	L	17-18-9	8,443	
5	Oct. 18	@ Montreal	3-3	T	0-3-2	14,797	45	Jan. 19	NY ISLANDERS	6-5	OT	W	18-18-9	16,005
6	Oct. 20	@ NY Islanders	3-8	L	0-4-2	15,828	46	Jan. 21	@ Edmonton	7-8	L	18-19-9	17,498	
7	Oct. 21	@ Chicago	2-5	L	0-5-2	17,225	47	Jan. 23	PHILADELPHIA	6-3	W	19-19-9	11,381	
8	Oct. 26	@ Edmonton	2-8	L	0-6-2	17,498	48	Jan. 25	@ St. Louis	3-6	L	19-20-9	12,358	
9	Oct. 27	@ Winnipeg	2-2	T	0-6-3	10,232	49	Jan. 26	@ St. Louis	7-3	W	20-20-9	14,203	
10	Oct. 29	@ Winnipeg	5-3	W	1-6-3	10,945	50	Jan. 29	NEW JERSEY	6-3	W	21-20-9	10,224	
11	Oct. 31	@ Vancouver	10-3	W	2-6-3	9,270	51	Jan. 31	HARTFORD	5-3	W	22-20-9	10,218	
12	Nov. 3	TORONTO	7-0	W	3-6-3	11,625	52	Feb. 2	MONTREAL	1-5	L	22-21-9	16,005	
13	Nov. 5	CHICAGO	2-3	L	3-7-3	9,464	53	Feb. 5	NY RANGERS	7-5	W	23-21-9	10,648	
14	Nov. 9	BUFFALO	3-2	W	4-7-3	10,056	54	Feb. 7	@ Philadelphia	4-4	T	23-21-10	16,721	
15	Nov. 11	@ NY Rangers	4-2	W	5-7-3	17,406	55	Feb. 8	@ Washington	1-6	L	23-22-10	17,823	
16	Nov. 13	@ Quebec	4-5	OT	W	6-7-3	14,280	56	Feb. 10	@ Pittsburgh	4-3	W	24-22-10	7,613
17	Nov. 14	@ Toronto	4-3	W	7-7-3	16,182	57	Feb. 14	BOSTON	3-3	T	24-22-11	13,122	
18	Nov. 17	PITTSBURGH	5-3	W	8-7-3	16,005	58	Feb. 16	WASHINGTON	5-2	W	25-22-11	14,109	
19	Nov. 19	CALGARY	5-4	W	9-7-3	9,112	59	Feb. 19	@ Quebec	6-7	L	25-23-11	15,326	
20	Nov. 21	NEW JERSEY	8-1	W	10-7-3	11,422	60	Feb. 21	@ New Jersey	5-3	W	26-23-11	10,864	
21	Nov. 24	WINNIPEG	5-9	L	10-8-3	16,005	61	Feb. 23	@ Hartford	2-1	OT	W	27-23-11	11,662
22	Nov. 27	WINNIPEG	3-5	L	10-9-3	8,990	62	Feb. 24	@ Buffalo	4-2	W	28-23-11	14,915	
23	Nov. 29	VANCOUVER	12-1	W	11-9-3	7,599	63	Feb. 27	QUEBEC	2-5	L	28-24-11	11,719	
24	Dec. 1	VANCOUVER	6-3	W	12-9-3	13,738	64	Mar. 1	@ Edmonton	5-4	W	29-24-11	17,498	
25	Dec. 4	@ Minnesota	2-2	T	12-9-4	12,963	65	Mar. 3	@ Calgary	0-7	L	29-25-11	16,683	
26	Dec. 5	@ Chicago	5-5	T	12-9-5	16,955	66	Mar. 5	PITTSBURGH	6-0	W	30-25-11	10,166	
27	Dec. 8	@ Montreal	7-9	L	12-10-5	16,941	67	Mar. 8	@ Vancouver	3-4	L	30-26-11	11,895	
28	Dec. 10	@ NY Rangers	2-4	L	12-11-5	17,246	68	Mar. 10	BUFFALO	4-4	T	30-26-12	12,310	
29	Dec. 13	EDMONTON	7-2	W	13-11-5	15,125	69	Mar. 13	HARTFORD	3-3	T	30-26-13	10,938	
30	Dec. 15	CALGARY	6-5	W	14-11-5	12,488	70	Mar. 16	DETROIT	8-3	W	31-26-13	13,822	
31	Dec. 18	@ Calgary	6-3	W	15-11-5	16,683	71	Mar. 17	EDMONTON	5-4	W	32-26-13	16,005	
32	Dec. 19	@ Edmonton	3-7	L	15-12-5	17,498	72	Mar. 19	@ NY Islanders	2-3	L	32-27-13	15,727	
33	Dec. 22	@ Winnipeg	2-6	L	15-13-5	12,556	73	Mar. 20	@ Detroit	6-8	L	32-28-13	17,163	
34	Dec. 23	@ Winnipeg	4-4	T	15-13-6	14,751	74	Mar. 23	CALGARY	3-4	L	32-29-13	14,641	
35	Dec. 26	@ Vancouver	3-3	T	15-13-7	11,435	75	Mar. 27	CALGARY	2-4	L	32-30-13	10,482	
36	Dec. 27	BOSTON	6-6	T	15-13-8	16,005	76	Mar. 29	@ Calgary	0-3	L	32-31-13	16,683	
37	Dec. 30	PHILADELPHIA	2-3	L	15-14-8	16,005	77	Mar. 30	MINNESOTA	3-2	W	33-31-13	11,476	
38	Jan. 3	MINNESOTA	3-8	L	15-15-8	11,099	78	Apr. 2	EDMONTON	4-6	L	33-32-13	14,835	
39	Jan. 5	@ Detroit	5-3	W	16-15-9	19,129	79	Apr. 5	@ Vancouver	4-4	T	34-32-13	13,241	
40	Jan. 7	@ Boston	4-5	OT	L	16-16-8	12,693	80	Apr. 6	VANCOUVER	4-4	T	34-32-14	11,140

KINGS 1985-86 SEASON IN REVIEW

Record: 23-49-8 (54 points)
Smythe Division Finish: 5th

General Manager: Rogie Vachon
Head Coach: Pat Quinn
Captain: Dave Taylor

SCORING										
PLAYER	GP	G	A	PTS	PIM	PLAYER	GP	G	A	PTS
Bernie Nicholls	80	36	61	97	78	Paul Guay	23	3	3	6
Marcel Dionne	80	36	58	94	42	Len Hachborn	24	4	1	5
Dave Taylor	76	33	38	71	110	Anders Hakansson	38	4	1	5
Dave Williams	72	20	29	49	320	Bob Mongrain	11	2	3	5
Phil Sykes	76	20	24	44	97	Sean McKenna	30	4	0	4
Bryan Erickson	55	20	23	43	36	Rick Lapointe	20	0	4	4
Jay Wells	79	11	31	42	226	Glen Currie	12	1	2	3
Jim Fox	39	14	17	31	2	Bob Janecyk	38	0	2	2
Joe Paterson	47	9	18	27	153	Craig Duncanson	2	0	1	1
Mark Hardy	55	6	21	27	71	Ken Hammond	3	0	1	1
Grant Ledyard	52	7	18	25	78	Dan Brennan	6	0	1	1
Craig Redmond	73	6	18	24	57	Larry Playfair	14	0	1	1
Garry Galley	49	9	13	22	46	Lyle Phair	15	0	1	1
Morris Lukowich	55	11	9	20	51	Roland Melanson	22	0	1	1
Doug Smith	48	8	9	17	56	Darren Eliot	27	0	1	1
Brian Engblom	49	3	13	16	61	Al Tuer	45	0	1	1
John Paul Kelly	61	6	9	15	50	Glenn Healy	1	0	0	0
Brian MacLellan	27	5	8	13	19	Dave Gans	3	0	0	0
Brian Wilks	43	4	8	12	25	Team PIM				16
Dean Kennedy	78	2	10	12	132	Team Totals	80	284	459	743
GOALTENDER										
PLAYER	GP	MIN	GA	SO	EN	SA	S%	AVG	W-L-OT	
Roland Melanson	22	1,246	87	0	8	654	.867	4.19	4-16-1	
Bob Janecyk	38	2,083	162	0	2	1,130	.857	4.67	14-16-4	
Darren Eliot	27	1,481	121	0	3	801	.849	4.90	5-17-3	
Glenn Healy	1	51	6	0	0	35	.829	7.06	0-0-0	
Empty Net Goals			13			13				
Team Totals	80	4,861	389	0	13	2,633	.852	4.80	23-49-8	

RESULTS

1 Oct. 10 VANCOUVER	5-6	L	0-1-0	8,813	41 Jan. 11 @ St. Louis	4-4	T	13-23-5	12,548
2 Oct. 12 NY ISLANDERS	4-5	OT L	0-2-0	12,039	42 Jan. 15 NY RANGERS	3-4	L	13-24-5	11,577
3 Oct. 13 CALGARY	2-9	L	0-3-0	7,279	43 Jan. 17 @ Vancouver	9-7	W	14-24-5	9,444
4 Oct. 16 NY RANGERS	4-3	W	1-3-0	7,584	44 Jan. 18 VANCOUVER	4-4	T	14-24-6	12,027
5 Oct. 18 @ Vancouver	4-5	L	1-4-0	9,777	45 Jan. 21 ST. LOUIS	6-3	W	15-24-6	7,907
6 Oct. 20 EDMONTON	5-8	L	1-5-0	10,530	46 Jan. 23 ST. LOUIS	3-4	L	15-25-6	9,943
7 Oct. 22 BOSTON	2-5	L	1-6-0	8,591	47 Jan. 25 @ Edmonton	2-5	L	15-26-6	17,368
8 Oct. 25 @ NY Rangers	0-5	L	1-7-0	17,412	48 Jan. 27 @ Calgary	3-6	L	15-27-6	16,762
9 Oct. 26 @ New Jersey	2-5	L	1-8-0	8,971	49 Jan. 29 MINNESOTA	4-3	W	16-27-6	9,155
10 Oct. 29 @ NY Islanders	3-2	W	2-8-0	14,885	50 Feb. 1 @ Winnipeg	9-6	W	17-27-6	12,877
11 Oct. 31 @ Boston	4-7	L	2-9-0	10,214	51 Feb. 2 @ Winnipeg	3-6	L	17-28-6	12,540
12 Nov. 2 @ Hartford	8-1	W	3-9-0	12,024	52 Feb. 6 @ Calgary	2-7	L	17-29-6	16,762
13 Nov. 3 @ Philadelphia	4-7	L	3-10-0	17,211	53 Feb. 8 NY ISLANDERS	3-4	L	17-30-6	16,005
14 Nov. 6 EDMONTON	4-4	T	3-10-1	10,677	54 Feb. 9 CALGARY	3-7	L	17-31-6	9,130
15 Nov. 9 MONTREAL	0-6	L	3-11-1	13,101	55 Feb. 12 QUEBEC	2-5	L	17-32-6	8,811
16 Nov. 13 DETROIT	2-7	L	3-12-1	8,473	56 Feb. 15 WASHINGTON	1-4	L	17-33-6	11,273
17 Nov. 16 PITTSBURGH	4-3	OT W	4-12-1	10,141	57 Feb. 17 @ Montreal	3-2	OT W	18-33-6	16,326
18 Nov. 19 NEW JERSEY	3-6	L	4-13-1	7,990	58 Feb. 18 @ Quebec	5-4	W	19-33-6	15,352
19 Nov. 21 @ Detroit	5-4	OT W	5-13-1	16,287	59 Feb. 20 Philadelphia	3-5	L	19-34-6	17,211
20 Nov. 23 @ Minnesota	2-4	L	5-14-1	14,490	60 Feb. 22 @ New Jersey	5-2	W	20-34-6	11,058
21 Nov. 24 @ Chicago	4-4	T	5-14-2	17,517	61 Feb. 24 @ Pittsburgh	5-6	OT L	20-35-6	11,446
22 Nov. 27 HARTFORD	0-9	L	5-15-2	8,888	62 Feb. 27 CHICAGO	3-6	L	20-36-6	11,840
23 Nov. 30 CHICAGO	4-4	T	5-15-3	12,136	63 Mar. 1 MONTREAL	4-6	L	20-37-6	12,109
24 Dec. 3 EDMONTON	4-8	L	5-16-3	10,398	64 Mar. 2 CALGARY	1-5	L	20-38-6	9,059
25 Dec. 5 @ Edmonton	6-6	T	5-16-4	17,048	65 Mar. 5 @ Edmonton	3-6	L	20-39-6	17,226
26 Dec. 7 @ Winnipeg	3-2	W	6-16-4	13,095	66 Mar. 6 @ Vancouver	5-5	T	20-39-7	8,702
27 Dec. 8 @ Winnipeg	4-1	W	7-16-4	11,435	67 Mar. 9 EDMONTON	3-7	L	20-40-7	16,005
28 Dec. 10 @ Calgary	5-6	L	7-17-4	16,762	68 Mar. 12 DETROIT	0-3	L	20-41-7	10,432
29 Dec. 12 @ Calgary	0-5	L	7-18-4	16,762	69 Mar. 15 BUFFALO	5-3	W	21-41-7	11,349
30 Dec. 14 WASHINGTON	4-5	L	7-19-4	10,029	70 Mar. 17 @ Toronto	6-7	L	21-42-7	15,350
31 Dec. 18 TORONTO	4-3	W	8-19-4	7,893	71 Mar. 18 @ Washington	5-2	W	22-42-7	14,634
32 Dec. 20 @ Edmonton	4-9	L	8-20-4	17,114	72 Mar. 20 @ Boston	3-6	L	22-43-7	10,957
33 Dec. 21 VANCOUVER	2-6	L	8-21-4	8,893	73 Mar. 22 @ Hartford	3-6	L	22-44-7	12,198
34 Dec. 28 WINNIPEG	4-4	W	9-21-4	9,969	74 Mar. 23 @ Buffalo	1-6	L	22-45-7	16,433
35 Dec. 30 WINNIPEG	5-2	W	10-21-4	8,577	75 Mar. 26 CALGARY	7-3	W	23-45-7	9,620
36 Jan. 2 PHILADELPHIA	6-4	L	10-22-4	12,013	76 Mar. 28 @ Vancouver	1-2	OT L	23-46-7	13,063
37 Jan. 4 @ Toronto	4-7	W	11-22-4	15,729	77 Mar. 29 QUEBEC	3-5	L	23-47-7	10,984
38 Jan. 5 @ Buffalo	3-2	W	12-22-4	13,590	78 Mar. 31 WINNIPEG	2-5	L	23-48-7	9,170
39 Jan. 8 @ Pittsburgh	3-7	L	12-23-4	12,090	79 Apr. 2 WINNIPEG	4-4	T	23-48-8	8,843
40 Jan. 10 @ Minnesota	4-3	W	13-23-4	10,553	80 Apr. 5 VANCOUVER	3-5	L	23-49-8	9,987

KINGS 1986-87 SEASON IN REVIEW

Record: 31-41-8 (70 points)
Smythe Division Finish: 4th

General Manager: Rogie Vachon
Head Coach: Pat Quinn (18-20-4)/
Mike Murphy (13-21-4)
Captain: Dave Taylor

SCORING										
PLAYER	GP	G	A	PTS	PIM	PLAYER	GP	G	A	PTS
Luc Robitaille	79	45	39	84	28	Larry Playfair	37	2	7	9
Bernie Nicholls	80	33	48	81	101	Craig Redmond	16	1	7	8
Jimmy Carson	80	37	42	79	22	Paul Guay	35	2	5	7
Marcel Dionne	67	24	50	74	54	Roland Melanson	46	0	6	6
Dave Taylor	67	18	44	62	84	Bob Carpenter	10	2	3	5
Jim Fox	76	19	42	61	48	Dave Langevin	11	0	4	4
Bryan Erickson	68	20	30	50	26	Joe Paterson	45	2	1	3
Steve Duchesne	75	13	25	38	74	Dave Langevin	11	0	3	3
Grant Ledyard	67	14	23	37	93	Lyle Phair	5	2	0	2
Jay Wells	77	7	29	36	155	Ken Hammond	10	0	2	2
Morris Lukowich	60	14	21	35	64	Peter Dineen	11	0	2	2
Dave Williams	76	16	18	34	358	Al Jensen	5	0	1	1
Sean McKenna	69	14	19	33	10	Darren Eliot	24	0	1	1
Mark Hardy	73	3	27	30	120	Brian Wilks	1	0	0	0
Bob Bourne	78	13	9	22	35	Craig Duncanson	2	0	0	0
Phil Sykes	58	6	15	21	133	Bob Janecyk	7	0	0	0
Dean Kennedy	66	6	14	20	91	Team PIM				18
Garry Galley	30	5	11	16	57	Team Totals	80	318	548	866
GOALTENDER										
PLAYER	GP	MIN	GA	SO	EN	SA	S%	AVG	W-L-OT	
Roland Melanson	46	2,734	168	1	3	1,420	.882	3.69	18-21-6	
Darren Eliot	24	1,404	103	1	5	692	.851	4.40	8-13-2	
Bob Janecyk	7	420	34	0	0	222	.847	4.86	4-3-0	
Al Jensen	5	300	27	0	1	154	.825	5.40	1-4-0	
Empty Net Goals			9			9				
Team Totals	80	4,858	341	2	9	2,497	.863	4.21	31-41-8	

RESULTS

1	Oct. 9	ST. LOUIS	4	L	0-1-0	8,403	41	Jan. 7	@ Edmonton	6-1	W	18-19-4	17,317
2	Oct. 11	NY ISLANDERS	5-4	W	1-1-0	9,780	42	Jan. 8	@ Calgary	4-5	L	18-20-4	16,798
3	Oct. 14	@ Pittsburgh	3-4	OT L	1-2-0	9,130	43	Jan. 10	BUFFALO	5-8	L	18-21-4	12,441
4	Oct. 15	@ Detroit	4-3	OT W	2-2-0	16,053	44	Jan. 14	VANCOUVER	4-0	W	19-21-4	9,010
5	Oct. 18	BOSTON	1-4	L	2-3-0	10,263	45	Jan. 16	@ St. Louis	5-3	W	20-21-4	12,270
6	Oct. 19	EDMONTON	7-6	W	3-3-0	8,795	46	Jan. 17	@ St. Louis	4-4	T	20-21-5	12,847
7	Oct. 22	@ NY Rangers	4-5	OT L	3-4-0	14,587	47	Jan. 19	NY RANGERS	2-2	T	20-21-6	11,091
8	Oct. 23	@ New Jersey	3-5	L	3-5-0	5,313	48	Jan. 21	PITTSBURGH	10-5	W	21-21-6	8,902
9	Oct. 25	@ NY Islanders	3-4	L	3-6-0	13,941	49	Jan. 23	MINNESOTA	3-6	L	21-22-6	16,005
10	Oct. 27	@ Montreal	5-6	L	3-7-0	16,094	50	Jan. 28	NEW JERSEY	6-2	W	22-22-6	8,446
11	Oct. 28	@ Quebec	2-6	L	3-8-0	13,352	51	Jan. 31	@ Montreal	3-5	L	22-23-6	17,514
12	Nov. 2	@ Edmonton	5-5	T	3-8-1	16,846	52	Feb. 1	@ Quebec	2-3	L	22-24-6	15,283
13	Nov. 3	@ Calgary	2-4	L	3-9-1	16,798	53	Feb. 4	@ Toronto	4-5	L	22-25-6	16,382
14	Nov. 6	MONTREAL	4-6	L	3-10-1	9,561	54	Feb. 6	@ Winnipeg	1-6	L	22-26-6	13,168
15	Nov. 8	HARTFORD	4-3	W	4-10-1	11,976	55	Feb. 8	@ Winnipeg	1-3	L	22-27-6	14,574
16	Nov. 11	WINNIPEG	4-3	W	5-10-1	7,457	56	Feb. 14	HARTFORD	5-2	W	23-27-6	11,240
17	Nov. 13	WINNIPEG	5-6	L	5-11-1	7,153	57	Feb. 16	TORONTO	1-1	T	23-27-7	10,942
18	Nov. 15	CALGARY	4-1	W	6-11-1	11,860	58	Feb. 18	WASHINGTON	7-4	W	24-27-7	8,761
19	Nov. 18	@ Washington	6-5	W	7-11-1	9,127	59	Feb. 21	PHILADELPHIA	2-4	L	24-28-7	16,005
20	Nov. 19	@ Chicago	4-4	T	7-11-2	15,793	60	Feb. 24	WINNIPEG	8-3	W	25-28-7	7,836
21	Nov. 21	@ Winnipeg	4-1	W	8-11-2	14,988	61	Feb. 26	WINNIPEG	3-4	L	25-29-7	10,405
22	Nov. 23	@ Winnipeg	2-3	L	8-12-2	13,003	62	Feb. 28	@ Minnesota	3-6	L	25-30-7	13,055
23	Nov. 25	@ Vancouver	5-11	L	8-13-2	8,036	63	Mar. 1	@ Chicago	1-6	L	25-31-7	17,466
24	Nov. 26	VANCOUVER	3-5	L	8-14-2	8,797	64	Mar. 3	MINNESOTA	4-4	T	25-31-8	8,598
25	Nov. 29	NEW JERSEY	9-6	W	9-14-2	11,273	65	Mar. 5	@ Calgary	2-9	L	25-32-8	16,798
26	Dec. 2	DETROIT	5-4	W	10-14-2	7,257	66	Mar. 6	@ Edmonton	3-9	L	25-33-8	17,502
27	Dec. 4	TORONTO	4-3	W	11-14-2	7,963	67	Mar. 8	VANCOUVER	5-2	W	26-33-8	10,118
28	Dec. 6	CHICAGO	7-2	W	12-14-2	12,745	68	Mar. 11	BUFFALO	2-3	L	26-34-8	9,343
29	Dec. 9	@ NY Islanders	7-2	W	13-14-2	14,168	69	Mar. 14	QUEBEC	3-6	L	26-35-8	12,651
30	Dec. 10	@ NY Rangers	4-5	L	13-15-2	16,988	70	Mar. 17	@ Washington	5-4	W	27-35-8	12,220
31	Dec. 13	CALGARY	3-6	L	13-16-2	9,870	71	Mar. 19	@ Philadelphia	5-2	W	28-35-8	17,212
32	Dec. 14	EDMONTON	2-4	L	13-17-2	11,373	72	Mar. 21	@ Boston	6-8	L	28-36-8	11,167
33	Dec. 17	PITTSBURGH	3-0	W	14-17-2	9,020	73	Mar. 22	@ Hartford	3-6	L	28-37-8	15,126
34	Dec. 20	@ Edmonton	8-8	T	14-17-3	16,927	74	Mar. 25	@ Detroit	6-1	W	29-37-8	19,140
35	Dec. 22	@ Calgary	5-3	W	15-17-3	16,798	75	Mar. 26	@ Buffalo	5-3	L	30-37-8	14,353
36	Dec. 23	@ Vancouver	4-6	L	15-18-3	8,283	76	Mar. 28	CALGARY	3-4	L	30-38-8	13,379
37	Dec. 27	BOSTON	2-1	OT W	16-18-3	13,648	77	Mar. 30	CALGARY	5-4	W	31-38-8	8,437
38	Dec. 30	PHILADELPHIA	4-1	W	17-18-3	14,794	78	Apr. 1	VANCOUVER	3-8	L	31-39-8	8,161
39	Jan. 2	@ Vancouver	3-3	T	17-18-4	10,144	79	Apr. 4	EDMONTON	3-7	L	31-40-8	16,005
40	Jan. 3	EDMONTON	1-8	L	17-19-4	16,005	80	Apr. 5	@ Vancouver	2-5	L	31-41-8	9,124

KINGS 1987-88 SEASON IN REVIEW

Record: 30-42-8 (68 points)
Smythe Division Finish: 4th

General Manager: Rogie Vachon
Head Coach: Mike Murphy (7-16-4)/Rogie Vachon (0-1-0)/
Robbie Ftorek (23-25-4)
Captain: Dave Taylor

SCORING											
PLAYER	GP	G	A	PTS	PIM	PLAYER	GP	G	A	PTS	PIM
Luc Robitaille	80	53	58	111	82	Grant Ledyard	23	1	7	8	52
Jimmy Carson	80	55	52	107	45	Tim Tockey	20	1	6	7	8
Bernie Nicholls	65	32	46	78	114	Larry Playfair	54	0	7	7	197
Dave Taylor	68	26	41	67	129	Sean McKenna	30	3	2	5	12
Steve Duchesne	71	16	39	55	109	Ken Baumgartner	30	2	3	5	189
Bob Carpenter	71	19	33	52	84	John English	3	1	3	4	4
Jim Fox	68	16	35	51	18	Joe Paterson	32	1	3	4	113
Paul Fenton	71	20	23	43	46	Glenn Healy	34	0	2	2	6
Mike Allison	37	16	12	28	57	Dan Gratton	7	1	0	1	5
Mark Hardy	61	6	22	28	99	Eric Germain	4	0	1	1	13
Jay Wells	58	2	23	25	159	Denis Larocque	8	0	1	1	18
Phil Sykes	40	9	12	21	82	Bob Kudelski	26	0	1	1	8
Bryan Erickson	42	6	15	21	20	Wayne McBean	27	0	1	1	26
Bob Bourne	72	7	11	18	28	Craig Redmond	2	0	0	0	0
Ken Hammond	46	7	9	16	69	Dave Williams	2	0	0	0	6
Tom Laidlaw	57	1	12	13	47	Bob Janecyk	5	0	0	0	2
Craig Laughlin	19	4	8	12	6	Petr Prajzler	7	0	0	0	2
Chris Kontos	6	2	10	12	2	Glen Currie	7	0	0	0	0
Dean Kennedy	58	1	11	12	158	Craig Duncanson	9	0	0	0	12
Lyle Phair	28	4	6	10	8	Roland Melanson	47	0	0	0	16
Paul Guay	33	4	4	8	40	Team PIM					16
Ron Duguay	15	2	6	8	17	Team Totals	80	318	525	843	2,124
GOALTENDER											
PLAYER	GP	MIN	GA	SO	EN	SA	S%	AVG	W-L-OT		
Glenn Healy	34	1,869	135	1	4	1,005	.866	4.33	12-18-1		
Roland Melanson	47	2,676	195	2	2	1,399	.861	4.37	17-20-7		
Bob Janecyk	5	303	23	0	0	165	.861	4.55	1-4-0		
Empty Net Goals			6			6					
Team Totals	80	4,848	359	3	6	2,575	.861	4.44	30-42-8		

RESULTS

1 Oct. 8	NY ISLANDERS	1-4	L	0-1-0	10,748	41 Jan. 4	@ New Jersey	6-3	W	13-24-4	8,386
2 Oct. 10	ST. LOUIS	4-2	W	1-1-0	9,619	42 Jan. 5	@ Pittsburgh	4-4	T	13-24-5	16,168
3 Oct. 11	EDMONTON	2-9	L	1-2-0	10,237	43 Jan. 8	@ Detroit	3-5	L	13-25-5	19,659
4 Oct. 15	BOSTON	2-3	L	1-3-0	8,964	44 Jan. 10	@ Chicago	2-5	L	13-26-5	14,508
5 Oct. 18	VANCOUVER	2-4	L	1-4-0	8,367	45 Jan. 11	@ Minnesota	5-4	W	14-26-5	10,123
6 Oct. 21	@ Edmonton	2-6	L	1-5-0	15,841	46 Jan. 13	WASHINGTON	3-8	L	14-27-5	11,576
7 Oct. 23	@ Winnipeg	3-4	L	1-6-0	11,480	47 Jan. 16	HARTFORD	3-4	L	14-28-5	13,638
8 Oct. 25	@ Winnipeg	2-1	W	2-6-0	10,469	48 Jan. 19	NY RANGERS	6-3	W	15-28-5	11,496
9 Oct. 27	@ Pittsburgh	4-4	T	2-6-1	9,130	49 Jan. 21	@ Calgary	5-4 OT	W	16-28-5	18,068
10 Oct. 28	@ NY Rangers	4-3	W	3-6-1	16,179	50 Jan. 22	@ Winnipeg	3-5	L	16-29-5	11,440
11 Oct. 30	@ Buffalo	1-5	L	3-7-1	11,489	51 Jan. 24	@ Winnipeg	2-1	W	17-29-5	11,944
12 Nov. 1	@ Philadelphia	1-4	L	3-8-1	17,314	52 Jan. 26	@ Quebec	3-5	L	17-30-5	13,982
13 Nov. 4	BUFFALO	4-5	L	3-9-1	8,587	53 Jan. 27	@ Toronto	2-5	L	17-31-5	15,664
14 Nov. 7	NY RANGERS	5-4	W	4-9-1	16,005	54 Jan. 30	MINNESOTA	5-0	W	18-31-5	13,906
15 Nov. 10	EDMONTON	4-4	T	4-9-2	11,393	55 Feb. 2	@ Vancouver	2-5	L	18-32-5	9,959
16 Nov. 13	@ Calgary	7-10	L	4-10-2	19,143	56 Feb. 3	VANCOUVER	7-2	W	19-32-5	9,856
17 Nov. 14	QUEBEC	8-7	W	5-10-2	12,105	57 Feb. 6	EDMONTON	7-2	W	20-32-5	16,005
18 Nov. 17	@ NY Islanders	3-4	L	5-11-2	13,001	58 Feb. 7	CALGARY	2-5	L	20-33-5	10,800
19 Nov. 19	@ Philadelphia	5-7	L	5-12-2	17,306	59 Feb. 11	QUEBEC	5-3	W	21-33-5	9,325
20 Nov. 21	@ Toronto	6-6	T	5-12-3	16,382	60 Feb. 13	PITTSBURGH	5-7	L	21-34-5	13,658
21 Nov. 22	@ Buffalo	8-5	W	6-12-3	11,126	61 Feb. 15	DETROIT	1-6	L	21-35-5	11,182
22 Nov. 25	CHICAGO	4-4	W	7-12-3	12,349	62 Feb. 17	@ Minnesota	5-4	W	22-35-5	10,279
23 Nov. 28	CALGARY	6-8	L	7-13-3	12,977	63 Feb. 18	@ St. Louis	4-7	L	22-36-5	11,820
24 Nov. 29	NEW JERSEY	2-2	T	7-13-4	7,692	64 Feb. 20	TORONTO	3-0	W	23-36-5	12,297
25 Dec. 1	WINNIPEG	6-7 OT	L	7-14-4	7,817	65 Feb. 24	WASHINGTON	4-3	W	24-36-5	9,620
26 Dec. 3	WINNIPEG	4-5 OT	L	7-15-4	9,117	66 Feb. 27	PHILADELPHIA	6-8	L	24-37-5	16,005
27 Dec. 5	@ Montreal	4-6	L	7-16-4	16,831	67 Feb. 28	@ Vancouver	2-0	W	25-37-5	8,195
28 Dec. 6	@ Washington	1-10	L	7-17-4	10,321	68 Mar. 1	@ Edmonton	3-5	L	25-38-5	16,615
29 Dec. 9	@ New Jersey	3-2	L	7-18-4	8,413	69 Mar. 5	MONTREAL	6-7 OT	L	25-39-5	16,005
30 Dec. 10	@ Boston	3-4	L	7-19-4	11,889	70 Mar. 9	@ Hartford	4-5	L	25-40-5	14,256
31 Dec. 12	@ Hartford	2-3	L	7-20-4	14,227	71 Mar. 10	@ Boston	3-5	T	25-40-6	13,609
32 Dec. 16	EDMONTON	7-5	W	8-20-4	11,208	72 Mar. 13	ST. LOUIS	7-6	W	26-40-6	10,253
33 Dec. 19	CALGARY	1-4	L	8-21-4	10,884	73 Mar. 16	VANCOUVER	3-3	T	26-40-7	11,378
34 Dec. 20	@ Calgary	6-3	W	9-21-4	18,553	74 Mar. 18	@ Vancouver	3-5	L	26-41-7	10,021
35 Dec. 22	@ Edmonton	2-5	L	9-22-4	16,717	75 Mar. 19	@ DETROIT	7-4	W	27-41-7	16,005
36 Dec. 23	@ Vancouver	1-5	L	9-23-4	8,753	76 Mar. 23	NY ISLANDERS	2-6	L	27-42-7	11,297
37 Dec. 26	VANCOUVER	3-2	W	10-23-4	11,599	77 Mar. 26	CHICAGO	9-5	W	28-42-7	14,429
38 Dec. 28	WINNIPEG	2-5	L	10-24-4	9,917	78 Mar. 30	CALGARY	9-7	W	29-42-7	13,230
39 Dec. 30	WINNIPEG	6-4	W	11-24-4	9,919	79 Apr. 1	@ Calgary	6-3	W	30-42-7	19,626
40 Jan. 2	MONTREAL	5-2	W	12-24-4	15,482	80 Apr. 3	@ Edmonton	5-5	T	30-42-8	17,107

KINGS 1988-89 SEASON IN REVIEW

Record: 42-31-7 (91 points)
Smythe Division Finish: 2nd

General Manager: Rogie Vachon
Head Coach: Robbie Ftorek
Captain: Dave Taylor

SCORING											
PLAYER	GP	G	A	PTS	PIM	PLAYER	GP	G	A	PTS	PIM
Wayne Gretzky	78	54	114	168	26	Ken Baumgartner	49	1	3	4	288
Bernie Nicholls	79	70	80	150	96	Chris Kontos	7	2	1	3	2
Luc Robitaille	78	46	52	98	65	Tim Tockey	7	2	1	3	2
Steve Duchesne	79	25	50	75	92	Petr Prajzler	2	0	3	3	0
John Tonelli	77	31	33	64	110	Larry Playfair	6	0	3	3	16
Dave Taylor	70	26	37	63	80	Steve Richmond	9	0	2	2	26
Mike Krushelnyski	78	26	36	62	110	Kelly Hrudey	16	0	2	2	2
Mike Allison	55	14	22	36	122	Gordie Walker	11	1	0	1	2
Dale Degray	63	6	22	28	97	Hubie McDonough	4	0	1	1	0
Marty McSorley	66	10	17	27	350	Gilles Hamel	11	0	1	1	2
Bob Carpenter	39	11	15	26	16	Mark Fitzpatrick	17	0	1	1	2
Doug Crossman	74	10	15	25	53	Phil Sykes	23	0	1	1	8
Steve Kasper	29	9	15	24	14	Glenn Healy	48	0	1	1	28
Ron Duguay	70	7	17	24	48	Jim Hofford	1	0	0	0	0
Tim Watters	76	3	18	21	168	Bob Janecyk	1	0	0	0	0
Tom Laidlaw	70	3	17	20	63	Paul Guay	2	0	0	0	2
Igor Liba	27	5	13	18	21	Brian Wilks	2	0	0	0	2
Dean Kennedy	51	3	8	11	63	Bob Logan	4	0	0	0	0
Jay Miller	29	5	3	8	133	Roland Melanson	4	0	0	0	4
Jim Wiemer	9	2	3	5	20	Craig Duncanson	5	0	0	0	0
Paul Fenton	21	2	3	5	6	Dave Pasin	5	0	0	0	0
Wayne McBean	33	0	5	5	23	Team PIM					32
Bob Kudelski	14	1	3	4	17	Team Totals	80	376	621	997	2,217
Sylvain Couturier	16	1	3	4	2						

GOALTENDER	GP	MIN	GA	SO	EN	SA	S%	AVG	W-L-OT
Kelly Hrudey	16	974	47	1	1	491	.904	2.90	10-4-2
Bob Janecyk	1	30	2	0	0	22	.909	4.00	0-0-0
Mark Fitzpatrick	17	957	64	0	3	566	.887	4.01	6-7-3
Glenn Healy	48	2,699	192	0	7	1,509	.873	4.27	25-19-2
Roland Melanson	4	178	19	0	0	109	.826	6.40	1-1-0
Empty Net Goals			11			11			
Team Totals	80	4,854	335	1	11	2,708	.876	4.14	42-31-7

RESULTS

1	Oct. 6	DETROIT	8-2	W	1-0-0	16,005	41	Jan. 6	@ Winnipeg	4-4	T	24-15-2	15,556
2	Oct. 8	CALGARY	6-5 OT	W	2-0-0	13,474	42	Jan. 8	@ Winnipeg	4-4	T	24-15-3	15,094
3	Oct. 9	NY ISLANDERS	6-5 OT	W	3-0-0	11,592	43	Jan. 10	EDMONTON	5-4 OT	W	25-15-3	16,005
4	Oct. 12	BOSTON	6-2	W	4-0-0	11,863	44	Jan. 12	ST. LOUIS	7-4	W	26-15-3	14,866
5	Oct. 15	PHILADELPHIA	1-4	L	4-1-0	16,005	45	Jan. 14	HARTFORD	9-6	W	27-15-3	16,005
6	Oct. 17	@ Calgary	4-11	L	4-2-0	20,002	46	Jan. 17	@ St. Louis	2-5	L	27-16-3	17,408
7	Oct. 19	@ Edmonton	6-8	L	4-3-0	17,503	47	Jan. 19	@ NY Islanders	2-4	L	27-17-3	14,552
8	Oct. 22	MINNESOTA	8-2	W	5-3-0	13,397	48	Jan. 21	@ Hartford	4-5	L	27-18-3	15,223
9	Oct. 25	EDMONTON	4-5	L	5-4-0	16,005	49	Jan. 24	@ Washington	4-4	T	27-18-4	18,130
10	Oct. 28	@ Winnipeg	7-4	W	6-4-0	14,306	50	Jan. 26	VANCOUVER	2-6	L	27-19-4	16,005
11	Oct. 30	@ Winnipeg	4-8	L	6-5-0	15,535	51	Jan. 28	EDMONTON	6-7	L	27-20-4	16,005
12	Nov. 1	@ Quebec	3-1	W	7-5-0	15,399	52	Jan. 31	CALGARY	5-8	L	27-21-4	16,005
13	Nov. 2	@ Montreal	3-5	L	7-6-0	17,596	53	Feb. 2	NEW JERSEY	6-6	T	27-21-5	14,336
14	Nov. 5	@ Toronto	6-4	W	8-6-0	16,382	54	Feb. 4	BUFFALO	5-3	W	28-21-5	16,005
15	Nov. 6	@ Chicago	5-3	W	9-6-0	17,682	55	Feb. 9	@ Boston	1-4	L	28-22-5	14,448
16	Nov. 10	HARTFORD	7-2	W	10-6-0	12,496	56	Feb. 10	@ Washington	7-6 OT	W	29-22-5	18,130
17	Nov. 12	PITTSBURGH	7-2	W	11-6-0	16,005	57	Feb. 12	@ Chicago	6-2	W	30-22-5	18,239
18	Nov. 15	VANCOUVER	6-4	W	12-10-0	11,250	58	Feb. 15	BOSTON	3-7	L	30-23-5	16,005
19	Nov. 17	NY RANGERS	5-6	L	12-7-0	16,005	59	Feb. 18	QUEBEC	11-3	W	31-23-5	16,005
20	Nov. 19	BUFFALO	5-4	W	13-7-0	15,581	60	Feb. 20	TORONTO	5-4	W	32-23-5	16,005
21	Nov. 22	@ Philadelphia	6-1	W	14-7-0	17,423	61	Feb. 22	WASHINGTON	2-7	L	32-24-5	15,003
22	Nov. 23	@ Detroit	8-3	W	15-7-0	19,875	62	Feb. 24	@ Edmonton	1-4	L	32-25-5	17,503
23	Nov. 26	@ Calgary	1-4	L	15-8-0	20,002	63	Feb. 26	@ New Jersey	1-1	T	32-25-6	19,040
24	Nov. 27	@ Vancouver	2-5	L	15-9-0	16,553	64	Feb. 27	@ NY Rangers	4-6	L	32-26-6	17,482
25	Nov. 29	NEW JERSEY	9-3	W	16-9-0	11,924	65	Mar. 1	@ Buffalo	5-4	W	33-26-6	16,433
26	Dec. 1	TORONTO	9-3	W	17-9-0	11,924	66	Mar. 2	@ St. Louis	4-6	L	33-27-6	17,195
27	Dec. 3	CHICAGO	6-4	W	18-9-0	16,005	67	Mar. 4	PHILADELPHIA	6-2	W	34-27-6	16,005
28	Dec. 6	WINNIPEG	4-5 OT	L	18-10-0	13,319	68	Mar. 7	PITTSBURGH	3-2 OT	W	35-27-6	16,005
29	Dec. 8	WINNIPEG	5-5	T	18-10-1	12,111	69	Mar. 10	@ Vancouver	2-4	L	35-28-6	16,453
30	Dec. 10	@ NY Islanders	4-3	W	19-10-1	15,405	70	Mar. 12	@ Edmonton	6-3	W	36-28-6	17,503
31	Dec. 12	@ NY Rangers	5-2	W	20-10-1	17,388	71	Mar. 14	@ Quebec	4-0	W	37-28-6	15,399
32	Dec. 14	@ Pittsburgh	4-5	L	20-11-1	16,025	72	Mar. 15	@ Montreal	2-5	L	37-29-6	17,891
33	Dec. 16	@ Detroit	6-4	W	21-11-1	19,875	73	Mar. 18	CALGARY	3-9	L	37-30-6	16,005
34	Dec. 17	@ Minnesota	2-3	L	21-12-1	13,506	74	Mar. 21	@ Edmonton	4-3	W	38-30-6	17,503
35	Dec. 20	CALGARY	7-3	W	22-12-1	16,005	75	Mar. 23	@ Calgary	2-4	L	38-31-6	20,002
36	Dec. 21	MINNESOTA	8-6	W	23-12-1	13,125	76	Mar. 25	EDMONTON	4-2	W	39-31-6	16,005
37	Dec. 23	@ Vancouver	5-2	W	24-12-1	16,138	77	Mar. 28	WINNIPEG	3-3	T	39-31-7	15,038
38	Dec. 27	MONTREAL	2-3	L	24-13-1	16,005	78	Mar. 29	WINNIPEG	2-1 OT	W	40-31-7	16,005
39	Dec. 29	VANCOUVER	3-6	L	24-14-1	16,005	79	Apr. 1	VANCOUVER	6-4	W	41-31-7	16,005
40	Jan. 5	@ Calgary	6-8	L	24-15-1	20,002	80	Apr. 2	@ Vancouver	5-4	W	42-31-7	16,160

KINGS 1989-90 SEASON IN REVIEW

Record: 34-39-7 (75 points)
Smythe Division Finish: 4th

General Manager: Rogie Vachon
Head Coach: Tom Webster
Captain: Wayne Gretzky

SCORING										
PLAYER	GP	G	A	PTS	PIM	PLAYER	GP	G	A	PTS
Wayne Gretzky	73	40	102	142	42	Petr Prajzler	34	3	7	10
Luc Robitaille	80	52	49	101	38	Tom Laidlaw	57	1	8	9
Bernie Nicholls	47	27	48	75	66	Barry Beck	52	1	7	8
John Tonelli	73	31	37	68	62	Hubie McDonough	22	3	4	7
Steve Duchesne	79	20	42	62	36	Craig Duncanson	10	3	2	5
Steve Kasper	77	17	28	45	27	Chris Kontos	6	2	2	4
Mike Krushelnyski	63	16	25	41	50	Mikael Lindholm	18	2	2	4
Dave Taylor	58	15	26	41	96	Bob Halkidis	20	0	4	56
Larry Robinson	64	7	32	39	34	Scott Bjurgstad	11	1	2	3
Bob Kudelski	62	23	13	36	49	Jim Fox	11	1	1	2
Marty McSorley	75	15	21	36	322	Ken Baumgartner	12	1	0	1
Tomas Sandstrom	28	13	20	33	28	Gordie Walker	1	0	0	0
Todd Elik	48	10	23	33	41	Robb Stauber	2	0	0	0
Brian Benning	48	5	18	23	104	Rob Blake	4	0	0	0
Mikko Makela	45	7	14	21	16	Ron Scott	12	0	0	0
Keith Crowder	55	4	13	17	93	Mario Gosselin	26	0	0	0
Mike Allison	55	2	11	13	78	Kelly Hrudey	52	0	0	0
Jay Miller	68	10	2	12	224	Team PIM				24
Tony Granato	19	5	6	11	45	Team Totals	80	338	579	917
Tim Watters	62	1	10	11	92					1,844

GOALTENDER	GP	MIN	GA	SO	EN	SA	S%	AVG	W-L-OT
Ron Scott	12	654	40	0	2	321	.875	3.67	5-6-0
Mario Gosselin	26	1,226	79	0	4	587	.865	3.87	7-11-1
Kelly Hrudey	52	2,860	194	2	7	1,532	.873	4.07	22-21-6
Robb Stauber	2	83	11	0	0	43	.744	7.95	0-1-0
Empty Net Goals			13			13			
Team Totals	80	4,846	337	2	13	2,496	.865	4.17	34-39-7

RESULTS

1 Oct. 5	TORONTO	4-2	W	1-0-0	15,598	41 Jan. 4	@ New Jersey	2-4	L	20-17-4	19,040
2 Oct. 7	EDMONTON	5-6	L	1-1-0	16,005	42 Jan. 6	@ Toronto	4-7	L	20-18-4	16,382
3 Oct. 8	DETROIT	5-0	W	2-1-0	14,258	43 Jan. 9	ST. LOUIS	3-4	L	20-19-4	15,071
4 Oct. 11	NY ISLANDERS	4-7	L	2-2-0	14,261	44 Jan. 11	EDMONTON	3-3	T	20-19-5	16,005
5 Oct. 13	@ Vancouver	6-5	W	3-2-0	16,123	45 Jan. 13	HARTFORD	3-6	L	20-20-5	16,005
6 Oct. 15	@ Edmonton	5-4 OT	W	4-2-0	17,503	46 Jan. 16	BUFFALO	2-4	L	20-21-5	16,005
7 Oct. 17	BOSTON	2-3	L	4-3-0	16,005	47 Jan. 18	DETROIT	9-4	W	21-21-5	16,005
8 Oct. 21	@ St. Louis	6-4	W	5-3-0	17,204	48 Jan. 23	@ Vancouver	3-3	T	21-21-6	16,123
9 Oct. 22	@ Chicago	4-7	L	5-4-0	17,863	49 Jan. 25	@ Edmonton	6-7	L	21-22-6	17,503
10 Oct. 25	CALGARY	0-5	L	5-5-0	16,005	50 Jan. 27	NY RANGERS	1-3	L	21-23-6	16,005
11 Oct. 27	@ Winnipeg	3-1	W	6-5-0	15,072	51 Jan. 30	NEW JERSEY	5-2	W	22-23-6	14,032
12 Oct. 29	@ Winnipeg	1-6	L	6-6-0	14,367	52 Feb. 1	CHICAGO	4-7	L	22-24-6	16,005
13 Oct. 31	@ Pittsburgh	8-4	W	7-6-0	16,015	53 Feb. 3	CALGARY	4-3	W	23-24-6	16,005
14 Nov. 2	@ Boston	4-5 OT	L	7-7-0	14,448	54 Feb. 6	@ Calgary	5-3	W	24-24-6	20,107
15 Nov. 4	@ Hartford	3-6	L	7-8-0	15,535	55 Feb. 8	WINNIPEG	1-5	L	24-25-6	15,323
16 Nov. 5	@ Buffalo	3-5	L	7-9-0	16,433	56 Feb. 10	@ Pittsburgh	6-7	L	24-26-6	16,236
17 Nov. 8	CALGARY	4-5	L	7-10-0	16,005	57 Feb. 12	@ Toronto	3-5	L	24-27-6	16,382
18 Nov. 11	MONTREAL	5-4	W	8-10-0	16,005	58 Feb. 14	@ Detroit	5-6	L	24-28-6	19,875
19 Nov. 14	@ Calgary	8-6	W	9-10-0	20,107	59 Feb. 15	@ Minnesota	3-6	L	24-29-6	15,196
20 Nov. 15	@ Edmonton	2-2	T	9-10-1	16,647	60 Feb. 17	QUEBEC	7-1	W	25-29-6	16,005
21 Nov. 18	WASHINGTON	5-3	W	10-10-1	16,005	61 Feb. 19	WASHINGTON	3-2	W	26-29-6	16,005
22 Nov. 22	CHICAGO	6-3	W	11-10-1	16,005	62 Feb. 21	MINNESOTA	4-2	W	27-29-6	16,005
23 Nov. 25	VANCOUVER	7-4	W	12-10-1	16,005	63 Feb. 24	VANCOUVER	4-6	L	27-30-6	16,005
24 Nov. 26	@ Vancouver	3-3	T	12-10-2	16,123	64 Feb. 28	EDMONTON	4-2	W	28-30-6	16,005
25 Nov. 30	EDMONTON	6-7	L	12-11-2	16,005	65 Mar. 2	@ Winnipeg	3-9	L	28-31-6	15,582
26 Dec. 2	NY RANGERS	6-0	W	13-11-2	16,005	66 Mar. 4	@ Winnipeg	2-5	L	28-32-6	15,567
27 Dec. 6	VANCOUVER	5-4 OT	W	14-11-2	14,153	67 Mar. 5	@ Calgary	0-5	L	28-33-6	20,107
28 Dec. 8	@ Edmonton	4-5 OT	L	14-12-2	17,503	68 Mar. 7	MONTREAL	2-5	L	28-34-6	16,005
29 Dec. 10	@ Quebec	8-4	W	15-12-2	15,399	69 Mar. 10	PITTSBURGH	8-2	W	29-34-6	16,005
30 Dec. 11	@ Montreal	2-2	T	15-12-3	17,899	70 Mar. 12	@ NY Rangers	6-2	W	30-34-6	16,651
31 Dec. 13	@ Hartford	5-2	W	16-12-3	13,932	71 Mar. 14	@ Buffalo	6-5 OT	W	31-34-6	14,433
32 Dec. 15	@ New Jersey	5-7	L	16-13-3	19,040	72 Mar. 17	@ Boston	5-4	W	32-34-6	14,448
33 Dec. 16	@ Philadelphia	2-5	L	16-14-3	17,423	73 Mar. 18	@ Philadelphia	4-7	L	32-35-6	17,423
34 Dec. 19	WINNIPEG	9-5	W	17-14-3	14,158	74 Mar. 20	@ Minnesota	2-5	L	32-36-6	14,032
35 Dec. 21	QUEBEC	6-1	W	18-14-3	15,265	75 Mar. 22	NY ISLANDERS	3-1	W	33-36-6	16,005
36 Dec. 23	VANCOUVER	4-1	W	19-14-3	16,005	76 Mar. 24	ST. LOUIS	9-3	W	34-36-6	16,005
37 Dec. 27	CALGARY	5-5	T	19-14-4	16,005	77 Mar. 27	WINNIPEG	4-4	T	34-36-7	16,005
38 Dec. 30	PHILADELPHIA	3-6	L	19-15-4	16,005	78 Mar. 29	WINNIPEG	0-1	L	34-37-7	16,005
39 Jan. 1	@ Washington	7-4	W	20-15-4	18,130	79 Mar. 31	@ Vancouver	3-6	L	34-38-7	16,123
40 Jan. 2	@ NY Islanders	3-5	L	20-16-4	14,704	80 Apr. 1	@ Calgary	4-8	L	34-39-7	20,107

KINGS 1990-91 SEASON IN REVIEW

Record: 46-24-10 (102 points)
Smythe Division Finish: 1st

General Manager: Rogie Vachon
Head Coach: Tom Webster
Captain: Wayne Gretzky

SCORING										
PLAYER	GP	G	A	PTS	PIM	PLAYER	GP	G	A	PTS
Wayne Gretzky	78	41	122	163	16	Mike Donnelly	53	7	5	12
Luc Robitaille	76	45	46	91	68	Rod Buskas	57	3	8	11
Tomas Sandstrom	68	45	44	89	106	Scott Bjurgstad	31	2	4	6
Tony Granato	68	30	34	64	154	Mike Krushelnyski	15	1	5	6
Steve Duchesne	78	21	41	62	66	Frank Breault	17	1	4	5
Todd Elik	74	21	37	58	58	Bob Halkidis	34	1	3	4
Dave Taylor	73	23	30	53	148	Tim Watters	45	0	4	4
Rob Blake	75	12	34	46	125	Jim Thomson	8	1	0	1
Marty McSorley	61	7	32	39	221	Rene Chappelaine	3	0	1	1
Bob Kudelski	72	23	13	36	46	Sylvain Couturier	3	0	1	1
Brian Benning	61	7	24	31	127	Rick Hayward	4	0	0	0
John Tonelli	71	14	16	30	49	Dennis Smith	4	0	0	0
Steve Kasper	67	9	19	28	33	Ilkka Sinisalo	7	0	0	0
Larry Robinson	62	1	22	23	16	Daniel Berthiaume	37	0	0	0
Brad Jones	53	9	11	20	57	Kelly Hrudey	47	0	0	0
Jay Miller	66	8	12	20	259	Team PIM				24
John McIntyre	56	8	5	13	115	Team Totals	80	340	577	917

GOALTENDER	GP	MIN	GA	SO	EN	SA	S%	AVG	W-L-OT
Kelly Hrudey	47	2,730	132	3	4	1,321	.900	2.90	26-13-6
Daniel Berthiaume	37	2,119	117	1	1	1,086	.892	3.31	20-11-4
Empty Net Goals			5			5			
Team Totals	80	4,863	254	4	5	2,412	.895	3.13	46-24-10

RESULTS

1	Oct. 4	NY ISLANDERS	4-1	W	1-0-0	16,005	41	Jan. 6	@ Chicago	3-1	W	22-14-5	18,472
2	Oct. 6	VANCOUVER	3-6	L	1-1-0	13,753	42	Jan. 8	HARTFORD	4-3 OT	W	23-14-5	16,005
3	Oct. 9	@ Vancouver	6-2	W	2-1-0	15,685	43	Jan. 10	BUFFALO	5-2	W	24-14-5	16,005
4	Oct. 11	EDMONTON	5-5	T	2-1-1	13,831	44	Jan. 12	VANCOUVER	6-2	W	25-14-5	16,005
5	Oct. 13	BOSTON	7-1	W	3-1-1	16,005	45	Jan. 14	@ New Jersey	6-1	W	26-14-5	15,803
6	Oct. 14	ST. LOUIS	4-1	W	4-1-1	13,777	46	Jan. 16	@ Hartford	3-4	L	26-15-5	14,893
7	Oct. 17	MINNESOTA	5-2	W	5-1-1	12,281	47	Jan. 17	@ Boston	3-5	L	26-16-5	14,448
8	Oct. 19	HARTFORD	5-2	W	6-1-1	14,499	48	Jan. 22	@ Edmonton	2-4	L	26-17-5	17,503
9	Oct. 23	CALGARY	6-4	W	7-1-1	16,005	49	Jan. 25	@ Vancouver	5-1	W	27-17-5	16,123
10	Oct. 26	@ Winnipeg	2-6	L	7-2-1	15,566	50	Jan. 26	VANCOUVER	5-4	W	28-17-5	16,005
11	Oct. 28	@ Winnipeg	6-2	W	8-2-1	14,087	51	Jan. 30	NEW JERSEY	2-4	L	28-18-5	16,005
12	Oct. 30	@ NY Islanders	4-1	W	9-2-1	12,760	52	Feb. 2	VANCOUVER	9-1	W	29-18-5	16,005
13	Oct. 31	@ NY Rangers	4-9	L	9-3-1	16,325	53	Feb. 4	@ Detroit	6-4	W	30-18-5	19,875
14	Nov. 2	@ Washington	3-4	L	9-4-1	18,130	54	Feb. 5	@ Philadelphia	3-2	W	31-18-5	17,382
15	Nov. 4	@ Chicago	2-0	W	10-4-1	18,472	55	Feb. 8	@ Buffalo	4-4	T	31-18-6	16,325
16	Nov. 8	DETROIT	5-1	W	11-4-1	16,005	56	Feb. 9	@ St. Louis	4-5	L	31-19-6	18,299
17	Nov. 10	EDMONTON	7-4	W	12-4-1	16,005	57	Feb. 12	CALGARY	4-4	T	31-19-7	16,005
18	Nov. 14	BUFFALO	4-2	W	13-4-1	16,005	58	Feb. 14	@ Edmonton	4-2	W	32-19-7	17,503
19	Nov. 17	PITTSBURGH	2-1 OT	W	14-4-1	16,005	59	Feb. 16	BOSTON	4-5 OT	L	32-20-7	16,005
20	Nov. 20	NEW JERSEY	5-4	W	15-4-1	16,005	60	Feb. 18	WASHINGTON	5-2	W	33-20-7	16,005
21	Nov. 22	@ Calgary	3-6	L	15-5-1	20,132	61	Feb. 20	QUEBEC	6-1	W	34-20-7	16,005
22	Nov. 24	@ Montreal	4-2	W	16-5-1	17,955	62	Feb. 22	@ Winnipeg	6-4	W	35-20-7	15,523
23	Nov. 25	@ Quebec	4-4	T	16-5-2	14,239	63	Feb. 24	@ Winnipeg	5-3	W	36-20-7	15,568
24	Nov. 27	@ Detroit	3-4	L	16-6-2	19,875	64	Feb. 26	PITTSBURGH	8-2	W	37-20-7	16,005
25	Nov. 29	@ St. Louis	4-4	T	16-6-3	17,982	65	Feb. 28	WINNIPEG	4-2	W	38-20-7	16,005
26	Dec. 1	TORONTO	3-4	L	16-7-3	16,005	66	Mar. 2	WINNIPEG	6-3	W	39-20-7	16,005
27	Dec. 5	WINNIPEG	3-3	T	16-7-4	14,646	67	Mar. 5	@ Washington	3-3	T	39-20-8	17,583
28	Dec. 8	WINNIPEG	4-4	L	16-7-5	16,005	68	Mar. 7	@ Pittsburgh	2-3	L	39-21-8	16,164
29	Dec. 11	NY RANGERS	4-6	L	16-8-5	16,005	69	Mar. 9	@ Quebec	3-0	W	40-21-8	15,399
30	Dec. 13	CALGARY	1-4	L	16-9-5	16,005	70	Mar. 10	@ Montreal	4-4	T	40-21-9	17,748
31	Dec. 15	EDMONTON	8-3	W	17-9-5	16,005	71	Mar. 12	PHILADELPHIA	6-0	W	41-21-9	16,005
32	Dec. 18	@ Edmonton	3-4	L	17-10-5	17,503	72	Mar. 14	CHICAGO	3-6	L	41-22-9	16,005
33	Dec. 20	@ Calgary	4-3 OT	W	18-10-5	20,132	73	Mar. 16	@ Calgary	4-3	W	42-22-9	20,138
34	Dec. 22	@ Vancouver	3-4	L	18-11-5	16,123	74	Mar. 17	@ Vancouver	4-5 OT	L	42-23-9	16,123
35	Dec. 27	PHILADELPHIA	5-7	L	18-12-5	16,005	75	Mar. 20	TORONTO	4-4	T	42-23-10	16,005
36	Dec. 29	MONTREAL	2-3	L	18-13-5	16,005	76	Mar. 23	CALGARY	8-4	W	43-23-10	16,005
37	Dec. 31	@ Minnesota	4-2	W	19-13-5	12,015	77	Mar. 24	@ Edmonton	4-3 OT	W	44-23-10	17,503
38	Jan. 2	@ NY Rangers	1-4	L	19-14-5	16,792	78	Mar. 26	EDMONTON	2-0	W	45-23-10	16,005
39	Jan. 3	@ NY Islanders	6-3	W	20-14-5	12,585	79	Mar. 28	MINNESOTA	6-5	W	46-23-10	16,005
40	Jan. 5	@ Toronto	4-2	W	21-14-5	16,382	80	Mar. 31	@ Calgary	3-5	L	46-24-10	20,132

KINGS 1991-92 SEASON IN REVIEW

Record: 35-31-14 (84 points)
Smythe Division Finish: 2nd

General Manager: Rogie Vachon
Head Coach: Tom Webster
Captain: Wayne Gretzky

SCORING											
PLAYER	GP	G	A	PTS	PIM	PLAYER	GP	G	A	PTS	PIM
Wayne Gretzky	74	31	90	121	34	Scott Bjurgstad	22	2	4	6	10
Luc Robitaille	80	44	63	107	95	Darryll Sydor	18	1	5	6	22
Tony Granato	80	39	29	68	187	Paul Coffey	10	1	4	5	25
Jari Kurri	73	23	37	60	24	Brent Thompson	27	0	5	5	89
Mike Donnelly	80	29	16	45	20	Sylvain Couturier	14	3	1	4	2
Bob Kudelski	80	22	21	43	42	Jim Thomson	45	1	2	3	162
Corey Millen	46	20	21	41	44	Jeff Chychrun	26	0	3	3	76
Tomas Sandstrom	49	17	22	39	70	Frank Breault	6	1	0	1	30
Brian Benning	53	2	30	32	99	Dave Goverde	2	0	1	1	0
Dave Taylor	77	10	19	29	63	Ilkka Sinisalo	3	0	1	1	2
Marty McSorley	71	7	22	29	268	Steve Weeks	7	0	1	1	0
John McIntyre	73	5	19	24	100	Rene Chappdelaine	16	0	1	1	10
Charlie Huddy	56	4	19	23	43	Kelly Hrudey	60	0	1	1	12
Rob Blake	57	7	13	20	102	Sean Whyte	3	0	0	0	0
Peter Ahola	71	7	12	19	101	Shawn McCosh	4	0	0	0	4
Larry Robinson	56	3	10	13	37	Rod Buskas	5	0	0	0	11
Jay Miller	67	4	7	11	249	Daniel Berthiaume	19	0	0	0	0
Randy Gilhen	33	3	6	9	14	Team PIM					10
Kyosti Karjalainen	28	1	8	9	12	Team Totals	80	287	500	787	2,161
Tim Watters	37	0	7	7	92						
GOALTENDER											
	GP	MIN	GA	SO	EN	SA	S%	AVG	W-L-OT		
Kelly Hrudey	60	3,509	197	1	4	1,916	.897	3.37	26-17-13		
Daniel Berthiaume	19	979	66	0	2	541	.878	4.04	7-10-1		
Steve Weeks	7	252	17	0	1	136	.875	4.05	1-3-0		
Dave Goverde	2	120	9	0	0	63	.857	4.50	1-1-0		
Empty Net Goals			7			7					
Team Totals	80	4,874	296	1	7	2,663	.889	3.64	35-31-14		

RESULTS

1 Oct. 4 @ Winnipeg	6-3	W	1-0-0	14,558	41 Jan. 9 @ Philadelphia	2-5	L	17-17-7	17,380
2 Oct. 6 @ Edmonton	2-2	T	1-0-1	16,962	42 Jan. 10 @ Washington	4-7	L	17-18-7	18,130
3 Oct. 8 EDMONTON	6-3	W	2-0-1	16,005	43 Jan. 12 @ New Jersey	2-5	L	17-19-7	13,489
4 Oct. 10 CALGARY	1-7	L	2-1-1	16,005	44 Jan. 14 SAN JOSE	3-3	T	17-19-8	16,005
5 Oct. 12 WINNIPEG	3-3	T	2-1-2	16,005	45 Jan. 16 WASHINGTON	2-2	T	17-19-9	16,005
6 Oct. 16 SAN JOSE	8-5	W	3-1-2	16,005	46 Jan. 22 @ Minnesota	3-3	T	17-19-10	15,841
7 Oct. 19 MINNESOTA	5-2	W	4-1-2	16,005	47 Jan. 23 @ St. Louis	6-5	W	18-19-10	17,808
8 Oct. 22 @ New Jersey	2-5	L	4-2-2	13,334	48 Jan. 25 CALGARY	4-3	W	19-19-10	16,005
9 Oct. 23 @ NY Rangers	2-7	L	4-3-2	16,910	49 Jan. 28 ST. LOUIS	3-3	T	19-19-11	16,005
10 Oct. 26 @ NY Islanders	4-2	W	5-3-2	10,255	50 Jan. 30 NY RANGERS	1-4	L	19-20-11	16,005
11 Oct. 28 @ Detroit	4-3	W	6-3-2	19,875	51 Feb. 1 CHICAGO	2-0	W	20-20-11	16,005
12 Oct. 30 @ Hartford	4-4	T	6-3-3	10,780	52 Feb. 4 NY ISLANDERS	1-2	L	20-21-11	16,005
13 Oct. 31 @ Boston	4-2	W	7-3-3	14,451	53 Feb. 6 HARTFORD	5-5	T	20-21-12	16,005
14 Nov. 2 @ Toronto	5-2	W	8-3-3	15,842	54 Feb. 8 @ Pittsburgh	4-3	W	21-21-12	16,164
15 Nov. 7 VANCOUVER	3-4	L	8-4-3	16,005	55 Feb. 9 @ Buffalo	5-4	W	22-21-12	16,325
16 Nov. 9 EDMONTON	4-4	T	8-4-4	16,005	56 Feb. 11 @ St. Louis	2-3	L	22-22-12	17,557
17 Nov. 11 @ Winnipeg	2-6	L	8-5-4	13,965	57 Feb. 13 @ Chicago	2-2	T	22-22-13	18,472
18 Nov. 12 @ Vancouver	2-8	L	8-6-4	16,123	58 Feb. 15 WASHINGTON	6-3	W	23-22-13	16,005
19 Nov. 14 @ BUFFALO	2-2	T	8-6-5	16,005	59 Feb. 17 BOSTON	6-3	W	24-22-13	16,005
20 Nov. 16 DETROIT	3-5	L	8-7-5	16,005	60 Feb. 19 @ Edmonton	3-4	L	24-23-13	17,503
21 Nov. 19 @ San Jose	3-2	OT W	9-7-5	10,888	61 Feb. 21 @ Calgary	7-9	L	24-24-13	20,133
22 Nov. 21 NY RANGERS	6-1	W	10-7-5	16,005	62 Feb. 23 @ Winnipeg	4-2	W	25-24-13	15,223
23 Nov. 23 SAN JOSE	6-4	W	11-7-5	16,005	63 Feb. 25 @ Vancouver	4-3	W	26-24-13	16,123
24 Nov. 26 TORONTO	4-4	T	11-7-6	16,005	64 Feb. 27 QUEBEC	4-2	W	27-24-13	16,005
25 Nov. 28 @ Calgary	3-5	L	11-8-6	20,133	65 Feb. 29 MONTREAL	5-3	W	28-24-13	16,005
26 Nov. 30 NEW JERSEY	1-4	L	11-9-6	16,005	66 Mar. 3 PHILADELPHIA	4-1	W	29-24-13	16,005
27 Dec. 3 @ San Jose	2-3	OT L	11-10-6	10,888	67 Mar. 4 @ San Jose	4-3	W	30-24-13	10,888
28 Dec. 5 @ Chicago	2-6	L	11-11-6	18,142	68 Mar. 7 PITTSBURGH	5-3	W	31-24-13	16,005
29 Dec. 7 @ Quebec	5-7	L	11-12-6	15,106	69 Mar. 9 TORONTO	4-1	W	32-24-13	16,005
30 Dec. 12 WINNIPEG	2-1	W	12-12-6	16,005	70 Mar. 11 @ Hartford	0-4	L	32-25-13	11,554
31 Dec. 14 VANCOUVER	4-4	T	12-12-7	16,005	71 Mar. 14 @ Montreal	2-5	L	32-26-13	17,959
32 Dec. 17 MINNESOTA	1-2	L	12-13-7	16,005	72 Mar. 15 @ Boston	1-5	L	32-27-13	14,448
33 Dec. 21 DETROIT	2-5	L	12-14-7	16,005	73 Mar. 17 WINNIPEG	5-4	W	33-27-13	16,005
34 Dec. 26 SAN JOSE	5-3	W	13-14-7	16,005	74 Mar. 19 BUFFALO	2-8	L	33-28-13	16,005
35 Dec. 28 @ Edmonton	9-4	W	14-14-7	17,503	75 Mar. 21 CALGARY	5-2	W	34-28-13	16,005
36 Dec. 29 @ Calgary	2-6	L	14-15-7	20,133	76 Mar. 26 @ Calgary	2-7	L	34-29-13	20,133
37 Dec. 31 VANCOUVER	3-5	L	14-16-7	16,005	77 Mar. 27 @ Winnipeg	4-6	L	34-30-13	15,568
38 Jan. 2 EDMONTON	5-3	W	15-16-7	16,005	78 Mar. 29 @ Edmonton	2-2	T	34-30-14	17,503
39 Jan. 4 PHILADELPHIA	7-3	W	16-16-7	16,005	79 Apr. 12 @ Vancouver	6-1	W	35-30-14	16,123
40 Jan. 7 @ Pittsburgh	5-2	W	17-16-7	16,164	80 Apr. 14 VANCOUVER	2-3	L	35-31-14	16,005

KINGS 1992-93 SEASON IN REVIEW

Record: 39-35-10 (88 points)
Smythe Division Finish: 3rd

General Manager: Nick Beverley
Head Coach: Barry Melrose
Captain: Luc Robitaille/Wayne Gretzky

SCORING											
PLAYER	GP	G	A	PTS	PIM	PLAYER	GP	G	A	PTS	PIM
Luc Robitaille	84	63	62	125	100	Robert Lang	11	0	5	5	2
Jari Kurri	82	27	60	87	38	Brent Thompson	30	0	4	4	76
Tony Granato	81	37	45	82	171	Kelly Hrudey	50	0	4	4	10
Mike Donnelly	84	29	40	69	45	Guy Leveque	12	2	1	3	19
Wayne Gretzky	45	16	49	65	6	Mark Hardy	11	0	3	3	4
Rob Blake	76	16	43	59	152	Peter Ahola	8	1	1	2	6
Paul Coffey	50	8	49	57	50	Sean Whyte	18	0	2	2	12
Tomas Sandstrom	39	25	27	52	57	Tim Watters	22	0	2	2	18
Alexei Zhitnik	78	12	36	48	80	Robb Stauber	31	0	2	2	4
Marty McSorley	81	15	26	41	399	Jeff Chychrun	17	0	1	1	23
Corey Millen	42	23	16	39	42	Marc Potvin	20	0	1	1	61
Darryl Sydor	80	6	23	29	63	Brandy Semchuk	1	0	0	0	2
Charlie Huddy	82	2	25	27	64	Dave Goverde	2	0	0	0	0
Lonnie Loach	50	10	13	23	27	Darryl Williams	2	0	0	0	10
Jimmy Carson	34	12	10	22	14	Frank Breault	4	0	0	0	6
Pat Conacher	81	9	8	17	20	Marc Fortier	6	0	0	0	5
Dave Taylor	48	6	9	15	49	Jim Thomson	9	0	0	0	56
Warren Rychel	70	6	7	13	314	Rick Knickle	10	0	0	0	2
Jim Hiller	40	6	6	12	90	Rene Chapdelaine	13	0	0	0	12
John McIntyre	49	2	5	7	80	Team PIM					34
Bob Kudelski	15	3	3	6	8	Team Totals	84	338	592	930	2,247
Gary Shuchuk	25	2	4	6	16						
GOALTENDER											
	GP	MIN	GA	SO	EN	SA	S%	AVG	W-L-OT		
Robb Stauber	31	1,735	111	0	1	987	.888	3.84	15-8-4		
Kelly Hrudey	50	2,718	175	2	4	1,552	.887	3.86	18-21-6		
Rick Knickle	10	532	35	0	0	292	.880	3.95	6-4-0		
Dave Goverde	2	98	13	0	1	51	.745	7.96	0-2-0		
Empty Net Goals			6			6					
Team Totals	84	5,098	340	2	6	2,888	.882	4.00	39-35-10		

RESULTS

1	Oct. 6	@	Calgary	5-4	OT	W	1-0-0	19,461	43	Jan. 12	@	Ottawa	3-2	W	22-16-5	10,500	
2	Oct. 8		DETROIT	3-5	L		1-1-0	16,005	44	Jan. 14	@	New Jersey	1-7	L	22-17-5	13,586	
3	Oct. 10		WINNIPEG	6-3	W		2-1-0	14,509	45	Jan. 16		WINNIPEG	2-5	L	22-18-5	16,005	
4	Oct. 13		SAN JOSE	2-1	W		3-1-0	14,320	46	Jan. 19	@	Edmonton	5-4	W	23-18-5	16,686	
5	Oct. 15		CALGARY	4-0	W		4-1-0	15,133	47	Jan. 21		VANCOUVER	4-5	L	23-19-5	16,005	
6	Oct. 17		BOSTON	8-6	W		5-1-0	16,005	48	Jan. 23		NY RANGERS	3-8	L	23-20-5	16,005	
7	Oct. 20	@	Calgary	2-6	L		5-2-0	19,169	49	Jan. 26		SAN JOSE	7-1	W	24-20-5	16,005	
8	Oct. 23	@	Winnipeg	2-4	L		5-3-0	12,924	50	Jan. 28		CALGARY	1-2	L	24-21-5	16,005	
9	Oct. 24	@	Minnesota	5-5	T		5-3-1	15,174	51	Jan. 30		CHICAGO	2-2	T	24-21-6	16,005	
10	Oct. 27	@	NY Islanders	4-3	W		6-3-1	10,259	52	Feb. 2	@	Quebec	2-3	L	24-22-6	14,843	
11	Oct. 29	@	Boston	3-8	L		6-4-1	14,448	53	Feb. 3	@	Montreal	2-7	L	24-23-6	17,164	
12	Oct. 31	@	Hartford	7-1	W		7-4-1	9,244	54	Feb. 9		EDMONTON	3-6	L	24-24-6	16,005	
13	Nov. 5		NEW JERSEY	5-2	W		8-4-1	14,592	55	Feb. 11		DETROIT	6-6	T	24-24-7	16,005	
14	Nov. 7		BUFFALO	5-2	W		9-4-1	16,005	56	Feb. 13		WASHINGTON	3-10	L	24-25-7	16,005	
15	Nov. 8	@	San Jose	11-4	W		10-4-1	11,089	57	Feb. 15		VANCOUVER	3-0	W	25-25-7	16,005	
16	Nov. 10	@	Winnipeg	4-4	T		10-4-2	12,831	58	Feb. 16	@	Minnesota	10-5	W	26-25-7	14,911	
17	Nov. 12		VANCOUVER	7-4	W		11-4-2	15,486	59	Feb. 18	@	Chicago	2-7	L	26-26-7	17,597	
18	Nov. 14		EDMONTON	6-2	W		12-4-2	16,005	60	Feb. 20	@	Washington	3-7	L	26-27-7	17,812	
19	Nov. 16	@	Vancouver	3-6	L		12-5-2	15,896	61	Feb. 22	@	Tampa Bay	5-2	W	27-27-7	10,425	
20	Nov. 17	@	San Jose	0-6	L		12-6-2	11,089	62	Feb. 25	@	St. Louis	0-3	L	27-28-7	13,473	
21	Nov. 19		CHICAGO	4-1	W		13-6-2	16,005	63	Feb. 27		TORONTO	2-4	L	27-29-7	16,005	
22	Nov. 21		TORONTO	6-4	W		14-6-2	16,005	64	Mar. 2		CALGARY	6-2	W	28-29-7	16,005	
23	Nov. 25	@	Edmonton	3-1	W		15-6-2	13,636	65	Mar. 4		OTTAWA	8-6	W	29-29-7	16,005	
24	Nov. 27	@	Detroit	5-3	W		16-6-2	19,875	66	Mar. 6		EDMONTON	6-1	W	30-29-7	16,005	
25	Nov. 28	@	Toronto	2-3	L		16-7-2	15,720	67	Mar. 9	@	NY Rangers	3-4	L	30-30-7	18,200	
26	Dec. 1	@	Chicago*	6-3	W		17-7-2	16,292	68	Mar. 11	@	Pittsburgh	3-4	OT	30-31-7	16,164	
27	Dec. 3		PITTSBURGH	5-3	W		18-7-2	16,005	69	Mar. 15	@	Buffalo	4-2	W	31-31-7	13,799	
28	Dec. 5		HARTFORD	7-3	W		19-7-2	16,005	70	Mar. 16		WINNIPEG	8-4	W	32-31-7	16,005	
29	Dec. 8		MONTREAL#	5-5	T		19-7-3	12,272	71	Mar. 18		NY ISLANDERS	7-4	W	33-31-7	16,005	
30	Dec. 10		QUEBEC	4-1	L		19-8-3	15,221	72	Mar. 20		ST. LOUIS	3-2	W	34-31-7	16,005	
31	Dec. 12		ST. LOUIS	6-3	W		20-8-3	16,005	73	Mar. 24	@	Vancouver	2-6	L	34-32-7	16,150	
32	Dec. 15		TAMPA BAY	2-3	L		20-9-3	15,753	74	Mar. 26	@	Edmonton	4-1	W	35-32-7	17,503	
33	Dec. 18	@	Edmonton	5-5	T		20-9-4	15,257	75	Mar. 28	@	Winnipeg	3-3	T	35-32-8	15,566	
34	Dec. 19	@	Calgary	3-5	L		20-10-2	20,214	76	Mar. 29	@	Detroit	9-3	W	36-32-8	19,875	
35	Dec. 22		VANCOUVER	2-6	L		20-11-4	16,005	77	Mar. 31	@	Toronto	5-5	T	36-32-9	15,720	
36	Dec. 26	@	San Jose	2-7	L		20-12-4	11,089	78	Apr. 1	@	Philadelphia	3-1	W	37-32-9	17,380	
37	Dec. 29		PHILADELPHIA	2-10	L		20-13-4	16,005	79	Apr. 3		MINNESOTA	0-3	L	37-33-9	16,005	
38	Dec. 31	@	Vancouver	0-4	L		20-14-4	16,150	80	Apr. 6		CALGARY	3-3	T	37-33-10	16,005	
39	Jan. 2		MONTREAL	5-5	T		20-14-5	16,005	81	Apr. 8		SAN JOSE	2-1	W	38-33-10	16,005	
40	Jan. 6		TAMPA BAY	3-6	L		20-15-5	16,005	82	Apr. 10	@	San Jose	3-2	OT	W	39-33-10	11,089
41	Jan. 8	@	Winnipeg	3-6	L		20-16-5	14,036	83	Apr. 13	@	Vancouver	4-7	L	39-34-10	16,150	
42	Jan. 10	@	Chicago	5-4	W		21-16-5	17,705	84	Apr. 15		VANCOUVER	6-8	L	39-35-10	16,005	

KINGS 1993-94 SEASON IN REVIEW

Record: 27-45-12 (66 points)
Pacific Division Finish: 5th

General Manager: Nick Beverley
Head Coach: Barry Melrose
Captain: Wayne Gretzky

SCORING										
PLAYER	GP	G	A	PTS	PIM	PLAYER	GP	G	A	PTS
Wayne Gretzky	81	38	92	130	20	Gary Shuchuk	56	3	4	7
Luc Robitaille	83	44	42	86	86	Dominic Lavoie	8	3	3	6
Jari Kurri	81	31	46	77	48	Brian Reynolds	20	1	3	4
Rob Blake	84	20	48	68	137	Mark Hardy	16	0	3	3
Alexei Zhitnik	81	12	40	52	101	Dan Currie	5	1	1	2
Mike Donnelly	81	21	21	42	34	Jim Paek	18	1	1	2
Tomas Sandstrom	51	17	24	41	59	Phil Crowe	31	0	2	2
Darryl Sydor	84	8	27	35	94	Keith Redmond	12	1	0	1
John Druce	55	14	17	31	50	Brent Thompson	24	1	0	1
Pat Conacher	77	15	13	28	71	Bob Jay	3	0	1	1
Shawn McEachern	49	8	13	21	24	Guy Leveque	5	0	1	1
Tony Granato	50	7	14	21	150	Rob Murphy	8	0	1	1
Warren Rychel	80	10	9	19	322	Kelly Hrudey	64	0	1	1
Robert Lang	32	9	10	19	10	Dave Goverde	1	0	0	0
Charlie Huddy	79	5	13	18	71	Justin Hocking	1	0	0	0
Jimmy Carson	25	4	7	11	2	Marc Potvin	3	0	0	0
Kevin Todd	12	3	8	11	8	Rick Knickle	4	0	0	0
Marty McSorley	18	4	6	10	55	Dave Thominson	7	0	0	0
Tim Watters	60	1	9	10	67	Donald Dufresne	9	0	0	0
Dixon Ward	34	6	2	8	45	Robb Stauber	22	0	0	0
Doug Houda	54	2	6	8	165	Team PIM				14
Dave Taylor	33	4	3	7	28	Team Totals	84	294	491	785
GOALTENDER										
PLAYER	GP	MIN	GA	SO	EN	SA	S%	AVG	W-L-OT	
Rick Knickle	4	174	9	0	2	71	.873	3.10	1-2-0	
Robb Stauber	22	1,144	65	1	2	706	.908	3.41	4-11-5	
Kelly Hrudey	64	3,713	228	1	9	2,219	.897	3.68	22-31-7	
Dave Goverde	1	60	7	0	0	37	.811	7.00	0-1-0	
Empty Net Goals			13			13				
Team Totals	84	5,124	322	2	13	3,046	.894	3.77	27-45-12	

RESULTS

1 Oct. 6 VANCOUVER	2-5	L	0-1-0	16,005	43 Jan. 15 @ New Jersey	5-3	W	18-21-4	19,040
2 Oct. 9 DETROIT	10-3	W	1-1-0	16,005	44 Jan. 16 @ Philadelphia	2-5	L	18-22-4	17,380
3 Oct. 10 SAN JOSE	5-2	W	2-1-0	13,018	45 Jan. 18 @ Dallas	3-5	L	18-23-4	16,914
4 Oct. 12 NY ISLANDERS	7-5	W	3-1-0	14,035	46 Jan. 24 @ Calgary*	3-3	T	18-23-5	14,684
5 Oct. 14 EDMONTON	4-4	T	3-1-1	14,813	47 Jan. 25 WINNIPEG	4-4	T	18-23-6	16,005
6 Oct. 16 CALGARY	8-4	W	4-1-1	16,005	48 Jan. 27 NY RANGERS	4-5	OT	18-24-6	16,005
7 Oct. 19 @ Florida	2-2	T	4-1-2	14,317	49 Jan. 29 ANAHEIM	5-1	W	19-24-6	16,005
8 Oct. 20 @ Tampa Bay	4-3	W	5-1-2	21,536	50 Jan. 31 @ Vancouver	1-3	L	19-25-6	16,040
9 Oct. 22 @ Washington	3-6	L	5-2-2	17,017	51 Feb. 2 @ Edmonton	4-6	L	19-26-6	14,238
10 Oct. 24 @ NY Rangers	2-3	L	5-3-2	18,200	52 Feb. 5 CALGARY	4-5	OT	19-27-6	16,005
11 Oct. 26 @ NY Islanders	0-7	L	5-4-2	11,417	53 Feb. 9 CHICAGO	4-2	W	20-27-6	16,005
12 Oct. 27 @ Detroit	3-8	L	5-5-2	19,875	54 Feb. 11 @ Anaheim	5-3	W	21-27-6	17,174
13 Oct. 29 @ Winnipeg	4-3	OT	6-5-2	13,944	55 Feb. 12 WASHINGTON	1-6	L	21-28-6	16,005
14 Nov. 3 NEW JERSEY	3-2	W	7-5-2	16,005	56 Feb. 14 BOSTON	2-3	OT	21-29-6	16,005
15 Nov. 6 PITTSBURGH	8-3	W	8-5-2	16,005	57 Feb. 18 PHILADELPHIA	3-4	L	21-30-6	16,005
16 Nov. 9 @ Calgary	2-3	L	8-6-2	19,169	58 Feb. 19 @ San Jose	3-4	L	21-31-6	17,190
17 Nov. 10 @ Vancouver	0-4	L	8-7-2	16,150	59 Feb. 21 TORONTO	4-6	L	21-32-6	16,005
18 Nov. 13 ST. LOUIS	6-3	W	9-7-2	16,005	60 Feb. 23 DALLAS	0-0	T	21-32-7	16,005
19 Nov. 18 TORONTO	2-3	L	9-8-2	16,005	61 Feb. 25 @ Edmonton	5-5	T	21-32-8	17,225
20 Nov. 20 @ St. Louis	1-4	L	9-9-2	18,068	62 Feb. 26 @ Calgary	2-4	L	21-33-8	20,230
21 Nov. 21 @ Dallas	4-7	L	9-10-2	16,914	63 Feb. 28 MONTREAL	3-3	T	21-33-9	16,005
22 Nov. 25 @ Quebec	6-8	L	9-11-2	14,897	64 Mar. 2 @ Hartford	4-1	W	22-33-9	10,607
23 Nov. 27 @ Montreal	4-6	L	9-12-2	17,959	65 Mar. 3 @ Boston	4-6	T	22-34-9	14,448
24 Nov. 30 WINNIPEG	6-8	L	9-13-2	16,005	66 Mar. 6 @ Chicago	3-3	T	22-34-10	18,472
25 Dec. 2 ANAHEIM	3-2	W	10-13-2	16,005	67 Mar. 9 CHICAGO	0-4	L	22-35-10	16,005
26 Dec. 4 TAMPA BAY	4-5	L	10-14-2	15,091	68 Mar. 12 BUFFALO	3-5	L	22-36-10	16,005
27 Dec. 8 FLORIDA	5-6	L	10-15-2	14,752	69 Mar. 15 OTTAWA	7-0	W	23-36-10	16,005
28 Dec. 11 ST. LOUIS	9-1	W	11-15-2	16,005	70 Mar. 16 @ Anaheim	2-5	L	23-37-10	17,174
29 Dec. 13 @ Ottawa	2-5	L	11-16-2	10,575	71 Mar. 19 @ SAN JOSE	2-1	W	24-37-10	16,005
30 Dec. 14 @ Pittsburgh	2-4	L	11-17-2	17,009	72 Mar. 20 @ San Jose	6-6	T	24-37-11	17,190
31 Dec. 17 @ Buffalo	0-2	L	11-18-2	16,284	73 Mar. 23 VANCOUVER	3-6	L	24-38-11	16,005
32 Dec. 18 @ Toronto	1-4	L	11-19-2	15,728	74 Mar. 25 @ Edmonton	4-3	OT	25-38-11	17,503
33 Dec. 20 @ Calgary	5-4	OT	12-19-2	20,230	75 Mar. 27 @ Vancouver	3-4	L	25-39-11	16,150
34 Dec. 23 DALLAS	1-2	L	12-20-2	16,005	76 Mar. 30 ANAHEIM	2-5	L	25-40-11	16,005
35 Dec. 26 @ Anaheim	3-2	W	13-20-2	17,174	77 Apr. 2 EDMONTON	3-5	L	25-41-11	14,108
36 Dec. 28 VANCOUVER	6-5	W	14-20-2	16,005	78 Apr. 3 EDMONTON*	6-1	W	26-41-11	10,363
37 Dec. 31 @ Detroit	4-4	T	14-20-3	19,875	79 Apr. 5 SAN JOSE	1-2	L	26-42-11	14,441
38 Jan. 1 @ Toronto	7-4	W	15-20-3	15,728	80 Apr. 7 @ St. Louis	2-6	L	26-43-11	17,816
39 Jan. 4 QUEBEC	5-1	W	16-20-3	16,005	81 Apr. 9 @ Winnipeg	3-4	L	26-44-11	15,567
40 Jan. 8 DETROIT	3-6	L	16-21-3	16,005	82 Apr. 10 @ Chicago	1-2	L	26-45-11	18,472
41 Jan. 11 @ San Jose	2-2	T	16-21-4	17,190	83 Apr. 13 CALGARY	6-4	W	27-45-11	14,444
42 Jan. 12 HARTFORD	6-4	W	17-21-4	16,005	84 Apr. 14 EDMONTON	2-2	T	27-45-12	16,005

* Neutral site game played in Phoenix, AZ
 # Neutral site game played in Sacramento, CA

KINGS 1994-95 SEASON IN REVIEW

Record: 16-23-9 (41 points)
Pacific Division Finish: 4th

General Manager: Sam McMaster
Head Coach: Barry Melrose (13-21-7)/
 Rogie Vachon (3-2-2)
Captain: Wayne Gretzky

SCORING										
PLAYER	GP	G	A	PTS	PIM	PLAYER	GP	G	A	PTS
Wayne Gretzky	48	11	37	48	6	Troy Crowder	29	1	2	3
Rick Tocchet	36	18	17	35	70	Mike Donnelly	9	1	1	2
Dan Quinn	44	14	17	31	32	Sean O'Donnell	15	0	2	2
Jari Kurri	38	10	19	29	24	Jeff Shevalier	1	1	0	1
Tony Granato	33	13	11	24	68	Philippe Boucher	6	1	0	1
Darryl Sydor	48	4	19	23	36	Matt Johnson	14	1	0	1
Marty McSorley	41	3	18	21	83	Arto Blomsten	4	0	1	1
John Druce	43	15	5	20	20	Charlie Huddy	9	0	1	1
Randy Burridge	38	4	15	19	8	Pauli Jaks	1	0	0	0
Michel Petit	40	5	12	17	84	Eric Lavigne	1	0	0	0
Eric Lacroix	45	9	7	16	54	Robb Stauber	1	0	0	0
Pat Conacher	48	7	9	16	12	Dave Thominson	1	0	0	0
Robert Lang	36	4	8	12	4	Tim Watters	1	0	0	0
Rob Blake	24	4	7	11	38	Rob Brown	2	0	0	0
Kevin Todd	33	3	8	11	12	Jamie Storr	5	0	0	0
Gary Shuchuk	22	3	6	9	6	Warren Rychel	7	0	0	0
Rob Cowie	32	2	7	9	20	Grant Fuhr	14	0	0	0
Chris Snell	32	2	7	9	22	Denis Tsygurov	21	0	0	0
Alexei Zhitnik	11	2	5	7	27	Kelly Hrudey	35	0	0	0
Yanic Perreault	26	2	5	7	20	Team PIM				18
Kevin Brown	23	2	3	5	18	Team Totals	48	142	249	391
GOALTENDER										
PLAYER	GP	MIN	GA	SO	EN	SA	S%	AVG	W-L-OT	
Pauli Jaks	1	40	2	0	0	25	.920	3.00	0-0-0	
Kelly Hrudey	35	1,894	99	0	3	1,099	.910	3.14	14-13-5	
Jamie Storr	5	263	17	0	1	152	.888	3.88	1-3-1	
Grant Fuhr	14	698	47	0	3	379	.876	4.04	1-7-3	
Robb Stauber	1	16	2	0	0	6	.667	7.50	0-0-0	
Empty Net Goals			7			7				
Team Totals	48	2,925	174	0	7	1,668	.896	3.57	16-23-9	

RESULTS

1	Jan. 20	TORONTO	3-3	T	0-0-1	16,005	25	Mar. 16	ST. LOUIS	2-2	T	8-12-5	15,432
2	Jan. 22	EDMONTON	3-4	L	0-1-1	13,160	26	Mar. 18	TORONTO	3-5	L	8-13-5	16,005
3	Jan. 24	DALLAS	2-4	L	0-2-1	12,358	27	Mar. 20	ST. LOUIS	5-3	W	9-13-5	14,393
4	Jan. 26	@ St. Louis	1-3	L	0-3-1	20,282	28	Mar. 21	@ Anaheim	3-3	T	9-13-6	17,174
5	Jan. 28	WINNIPEG	4-2	W	1-3-1	15,115	29	Mar. 25	SAN JOSE	1-3	L	9-14-6	16,005
6	Jan. 29	CHICAGO	3-6	L	1-4-1	13,241	30	Mar. 26	@ San Jose	7-3	W	10-14-6	17,190
7	Feb. 4	DETROIT	4-3	W	2-4-1	16,005	31	Mar. 28	@ Calgary	5-3	W	11-14-6	19,647
8	Feb. 5	ANAHEIM	2-3	L	2-5-1	16,005	32	Mar. 29	@ Vancouver	2-5	L	11-15-6	13,861
9	Feb. 7	@ St. Louis	5-5	T	2-5-2	18,420	33	Apr. 1	WINNIPEG	7-7	T	11-15-7	16,005
10	Feb. 11	@ Toronto	5-2	W	3-5-2	15,746	34	Apr. 3	EDMONTON	7-2	W	12-15-7	16,005
11	Feb. 12	@ Detroit	4-4	T	3-5-3	19,875	35	Apr. 6	DALLAS	3-2	W	13-15-7	15,125
12	Feb. 15	@ Dallas	3-1	W	4-5-3	16,924	36	Apr. 7	@ Calgary	4-7	L	13-16-7	20,230
13	Feb. 17	SAN JOSE	0-2	L	4-6-3	16,005	37	Apr. 9	@ Anaheim	1-5	L	13-17-7	17,174
14	Feb. 18	VANCOUVER	2-6	L	4-7-3	16,005	38	Apr. 12	CALGARY	1-4	L	13-18-7	16,005
15	Feb. 20	@ Vancouver	2-8	L	4-8-3	13,423	39	Apr. 16	@ San Jose	0-2	L	13-19-7	17,190
16	Feb. 23	CALGARY	3-3	T	4-8-4	15,206	40	Apr. 17	@ Calgary	2-5	L	13-20-7	20,010
17	Feb. 25	@ Edmonton	4-3	W	5-8-4	16,945	41	Apr. 19	@ Edmonton	0-2	L	13-21-7	15,403
18	Feb. 28	CHICAGO	4-8	L	5-9-4	15,824	42	Apr. 21	EDMONTON	3-3	T	13-21-8	15,624
19	Mar. 4	VANCOUVER	4-5	L	5-10-4	16,005	43	Apr. 23	ANAHEIM	2-2	T	13-21-9	16,005
20	Mar. 6	@ Dallas	2-8	L	5-11-4	16,415	44	Apr. 25	DETROIT	5-1	W	14-21-9	16,005
21	Mar. 9	@ Chicago	4-3	W	6-11-4	21,356	45	Apr. 28	@ San Jose	0-4	L	14-22-9	17,190
22	Mar. 11	@ Winnipeg	4-2	W	7-11-4	15,255	46	Apr. 30	ANAHEIM	2-1	W	15-22-9	16,005
23	Mar. 13	@ Toronto	4-1	W	8-11-4	15,746	47	May 2	@ Winnipeg	2-1	W	16-22-9	15,562
24	Mar. 14	@ Detroit	2-5	L	8-12-4	19,875	48	May 3	@ Chicago	1-5	L	16-23-9	20,874

KINGS 1995-96 SEASON IN REVIEW

Record: 24-40-18 (66 points)
Pacific Division Finish: 6th

General Manager: Sam McMaster
Head Coach: Larry Robinson
Captain: Wayne Gretzky

SCORING											
PLAYER	GP	G	A	PTS	PIM	PLAYER	GP	G	A	PTS	PIM
Wayne Gretzky	62	15	66	81	32	Denis Tsygurov	18	1	5	6	22
Dimitri Khristich	76	27	37	64	44	Barry Potomski	33	3	2	5	104
Vitali Yachmenev	80	19	34	53	16	Steven Finn	50	3	2	5	102
Yanic Perreault	78	25	24	49	16	Ian Laperriere	10	2	3	5	15
Kevin Todd	74	16	27	43	38	Jan Vopat	11	1	4	5	4
Jari Kurri	57	17	23	40	37	Rob Blake	6	1	2	3	8
Rick Tocchet	44	13	23	36	117	Steve Larouche	7	1	2	3	4
Tony Granato	49	17	18	35	46	Shane Churla	11	1	2	3	37
Eric Lacroix	72	16	16	32	110	Jaroslav Modry	9	0	3	3	6
Marty McSorley	59	10	21	31	148	Patrice Tardif	15	1	1	2	37
Philippe Boucher	53	7	16	23	31	Kevin Brown	7	1	0	1	4
Robert Lang	68	6	16	22	10	Troy Crowder	15	1	0	1	42
John Druce	64	9	12	21	14	Doug Zmolek	16	1	0	1	22
John Slaney	31	6	11	17	10	Arto Blomsten	2	0	1	1	0
Gary Shuchuk	33	4	10	14	12	Michel Petit	9	0	1	1	27
Kevin Stevens	20	3	10	13	22	Mattias Norstrom	11	0	1	1	18
Darryl Sydor	58	1	11	12	34	Matt Johnson	1	0	0	0	5
Vladimir Tsyplakov	23	5	5	10	4	Ruslan Batyrshin	2	0	0	0	6
Rob Cowie	46	5	5	10	32	Dan Bylsma	4	0	0	0	0
Craig Johnson	11	5	4	9	6	Jamie Storr	5	0	0	0	0
Pat Conacher	35	5	2	7	18	Kelly Hrudey	36	0	0	0	4
Sean O'Donnell	71	2	5	7	127	Byron Dafeo	47	0	0	0	6
Aki Berg	51	0	7	7	29	Team PIM					18
Ray Ferraro	11	4	2	6	10	Team Totals	82	256	438	694	1,460
Nathan LaFayette	12	2	4	6	6						
GOALTENDER											
	GP	MIN	GA	SO	EN	SA	S%	AVG	W-L-OT		
Jamie Storr	5	262	12	0	0	147	.918	2.75	3-1-0		
Kelly Hrudey	36	2,077	113	0	2	1,214	.907	3.26	7-15-10		
Byron Dafeo	47	2,666	172	1	3	1,539	.888	3.87	14-24-8		
Empty Net Goals			5			5					
Team Totals	82	5,025	302	1	5	2,905	.896	3.61	24-40-18		

RESULTS

1 Oct. 7	COLORADO	4-2	W	1-0-0	16,005
2 Oct. 10	CHICAGO	6-5 OT	W	2-0-0	12,202
3 Oct. 12	VANCOUVER	7-7	T	2-0-1	13,486
4 Oct. 15	@ Vancouver	3-3	T	2-0-2	19,024
5 Oct. 18	PHILADELPHIA	1-1	T	2-0-3	15,452
6 Oct. 20	@ Washington	7-4	W	3-0-3	18,130
7 Oct. 21	@ Pittsburgh	3-2 OT	W	4-0-3	17,181
8 Oct. 23	@ Montreal	3-6	L	4-1-3	16,811
9 Oct. 26	@ Ottawa	4-4	L	4-2-3	10,575
10 Oct. 28	@ Toronto	2-2	T	4-2-4	15,746
11 Oct. 31	CALGARY	1-2	L	4-3-4	11,241
12 Nov. 2	NY RANGERS	5-3	W	5-3-4	13,358
13 Nov. 4	NEW JERSEY	2-4	L	5-4-4	15,540
14 Nov. 7	@ St. Louis	1-0	W	6-4-4	16,640
15 Nov. 8	@ Dallas	3-3	T	6-4-5	16,713
16 Nov. 11	PITTSBURGH	3-2	W	7-4-5	16,005
17 Nov. 13	@ Anaheim	4-2	W	8-4-5	17,174
18 Nov. 14	DETROIT	5-6	L	8-5-5	14,154
19 Nov. 16	NY ISLANDERS	9-2	W	9-5-5	13,427
20 Nov. 18	FLORIDA	3-2	W	10-5-5	13,346
21 Nov. 21	@ Philadelphia	2-5	L	10-6-5	17,380
22 Nov. 22	@ NY Islanders	2-5	L	10-7-5	11,532
23 Nov. 24	@ Boston	1-2	L	10-8-5	17,565
24 Nov. 26	@ Florida	1-5	L	10-9-5	14,703
25 Nov. 27	@ Tampa Bay	0-2	L	10-10-5	16,415
26 Nov. 30	WASHINGTON	3-2	W	11-10-5	12,305
27 Dec. 2	DALLAS	2-2	T	11-10-6	13,864
28 Dec. 6	WINNIPEG	6-3	W	12-10-6	12,105
29 Dec. 9	ST. LOUIS	1-2	L	12-11-6	14,202
30 Dec. 11	@ Calgary	2-6	L	12-12-6	17,349
31 Dec. 13	@ OTTAWA	6-2	W	13-12-6	11,221
32 Dec. 16	TORONTO	3-6	L	13-13-6	14,363
33 Dec. 20	VANCOUVER	2-2	T	13-13-7	13,175
34 Dec. 22	@ San Jose	3-4	L	13-14-7	17,190
35 Dec. 23	COLORADO	7-2	W	13-14-8	14,673
36 Dec. 27	ANAHEIM	2-1	W	14-14-8	16,005
37 Dec. 29	@ Edmonton	4-5 OT	L	14-15-8	16,437
38 Dec. 31	@ Anaheim	2-2	T	14-15-9	17,174
39 Jan. 3	WINNIPEG	4-5	L	14-16-9	12,675
40 Jan. 5	@ San Jose	5-2	W	15-16-9	17,190
41 Jan. 6	SAN JOSE	7-5	W	16-16-9	14,701

42 Jan. 8	@ Dallas	4-4	T	16-16-10	15,283
43 Jan. 10	@ Toronto	4-5	L	16-17-10	15,746
44 Jan. 12	@ Detroit	2-3	L	16-18-10	19,983
45 Jan. 14	@ Chicago	2-5	L	16-19-10	21,850
46 Jan. 16	CALGARY	5-5	T	16-19-11	12,235
47 Jan. 22	@ NY Rangers	1-3	L	16-20-11	18,200
48 Jan. 23	@ New Jersey	1-3	L	16-21-11	19,040
49 Jan. 25	@ Hartford	2-8	L	16-22-11	13,757
50 Jan. 27	ANAHEIM	5-4	W	17-22-11	15,629
51 Jan. 31	HARTFORD	4-6	L	17-23-11	11,775
52 Feb. 1	@ San Jose	6-6	T	17-24-11	17,190
53 Feb. 3	@ Calgary	1-2	L	17-24-12	18,923
54 Feb. 6	CHICAGO	2-5	L	17-25-12	13,832
55 Feb. 8	TORONTO	4-3	W	18-25-12	12,159
56 Feb. 10	SAN JOSE	1-6	L	18-26-12	12,735
57 Feb. 13	@ Detroit	4-9	L	18-27-12	19,983
58 Feb. 14	@ Buffalo	2-2	T	18-27-13	13,526
59 Feb. 17	ANAHEIM	1-2 OT	L	18-28-13	16,005
60 Feb. 19	BOSTON	3-3	T	18-28-14	13,714
61 Feb. 21	@ Edmonton	2-7	L	18-29-14	13,537
62 Feb. 23	@ Colorado	2-6	L	18-30-14	16,061
63 Feb. 24	@ St. Louis	2-2	T	18-30-15	20,141
64 Feb. 26	@ Winnipeg	3-4	L	18-31-15	13,107
65 Feb. 28	TAMPA BAY	1-5	L	18-32-15	11,405
66 Mar. 2	MONTREAL	5-4	W	19-32-15	14,377
67 Mar. 6	EDMONTON	3-2	W	20-32-15	11,401
68 Mar. 8	@ Chicago	4-2	W	21-32-15	22,005
69 Mar. 10	@ Anaheim	2-3	L	21-33-15	17,174
70 Mar. 13	BUFFALO	2-6	L	21-34-15	11,235
71 Mar. 16	EDMONTON	2-5	L	21-35-15	12,758
72 Mar. 18	ST. LOUIS	1-3	L	21-36-15	16,005
73 Mar. 20	COLORADO	2-5	L	21-37-15	11,801
74 Mar. 23	DALLAS	4-4	T	21-37-16	12,645
75 Mar. 25	@ Vancouver	1-4	L	21-38-16	18,422
76 Mar. 27	@ Edmonton	3-3	T	21-38-17	11,888
77 Mar. 29	@ Calgary	4-3	W	22-38-17	18,280
78 Apr. 3	DETROIT	2-2	T	22-38-18	14,663
79 Apr. 6	VANCOUVER	2-4	L	22-39-18	13,864
80 Apr. 10	SAN JOSE	6-2	W	23-39-18	12,862
81 Apr. 12	@ Winnipeg	3-5	L	23-40-18	15,567
82 Apr. 14	@ Colorado	5-4 OT	W	24-40-18	16,061

KINGS 1996-97 SEASON IN REVIEW

Record: 28-43-11 (67 points)
Pacific Division Finish: 6th

General Manager: Sam McMaster
Head Coach: Larry Robinson
Captain: Rob Blake

SCORING											
PLAYER	GP	G	A	PTS	PIM	PLAYER	GP	G	A	PTS	PIM
Dimitri Khristich	75	19	37	56	38	Craig Johnson	31	4	3	7	26
Ray Ferraro	81	25	21	46	112	Brent Grieve	18	4	2	6	15
Ed Olczyk	67	21	23	44	45	Jaroslav Modry	30	3	3	6	25
Vladimir Tsyplakov	67	16	23	39	12	Barry Potomski	26	3	2	5	93
Kevin Stevens	69	14	20	34	96	Steven Finn	54	2	3	5	84
Vitali Yachmenev	65	10	22	32	10	Nathan LaFayette	15	1	3	4	8
Rob Blake	62	8	23	31	82	Matt Johnson	52	1	3	4	194
Kai Nurminen	67	16	11	27	22	Petr Klima	8	0	4	4	2
Yanic Perreault	41	11	14	25	20	Neal Broten	19	0	4	4	0
Philippe Boucher	60	7	18	25	25	Paul DiPietro	6	1	0	1	6
Ian Laperriere	62	8	15	23	102	Doug Zmolek	57	1	0	1	116
Mattias Norstrom	80	1	21	22	84	J.C. Bergeron	1	0	0	0	0
Sean O'Donnell	55	5	12	17	144	Chris Marinucci	1	0	0	0	0
Brad Smyth	44	8	8	16	74	Jason Morgan	3	0	0	0	0
John Slaney	32	3	11	14	4	Jamie Storr	5	0	0	0	0
Jeff Shevalier	26	4	9	13	6	Steve McKenna	9	0	0	0	37
Roman Vopat	29	4	5	9	60	Byron Dafeo	40	0	0	0	0
Jan Vopat	33	4	5	9	22	Stephane Fiset	44	0	0	0	2
Dan Bylsma	79	3	6	9	32	Team PIM					8
Glen Murray	11	5	3	8	8	Team Totals	82	214	340	554	1,638
Aki Berg	41	2	6	8	24						
GOALTENDER											
	GP	MIN	GA	SO	EN	SA	S%	AVG	W-L-OT		
Jamie Storr	5	265	11	0	1	147	.925	2.49	2-1-1		
Byron Dafeo	40	2,162	112	0	4	1,178	.905	3.11	13-17-5		
Stephane Fiset	44	2,482	132	4	0	1,410	.906	3.19	13-24-5		
J.C. Bergeron	1	56	4	0	0	35	.886	4.29	0-1-0		
Empty Net Goals			9			9					
Team Totals	82	4,985	268	4	9	2,779	.904	3.23	28-43-11		

RESULTS

1	Oct. 4	NY ISLANDERS	1-0	W	1-0-0	15,757
2	Oct. 6	SAN JOSE	6-7	OT L	1-1-0	10,114
3	Oct. 9	@ Montreal	3-6	L	1-2-0	20,218
4	Oct. 10	@ Philadelphia	4-5	OT L	1-3-0	18,110
5	Oct. 12	@ Washington	4-3	W	2-3-0	12,297
6	Oct. 15	PHILADELPHIA	3-2	W	3-3-0	10,505
7	Oct. 17	BOSTON	4-2	W	4-3-0	9,806
8	Oct. 20	@ Chicago	1-2	L	4-4-0	16,794
9	Oct. 21	@ Detroit	0-3	L	4-5-0	19,849
10	Oct. 24	EDMONTON	2-8	L	4-6-0	10,195
11	Oct. 26	CALGARY	0-0	T	4-6-1	12,787
12	Oct. 29	@ Toronto	5-2	W	5-6-1	15,489
13	Oct. 30	@ Ottawa	2-2	T	5-6-2	13,053
14	Nov. 2	@ Hartford	3-2	W	6-6-3	13,425
15	Nov. 4	@ Boston	4-4	T	6-6-3	13,291
16	Nov. 7	MONTREAL	4-1	W	7-6-3	10,273
17	Nov. 8	@ Anaheim	4-7	L	7-7-3	17,174
18	Nov. 14	TORONTO	4-1	W	8-7-3	12,162
19	Nov. 17	@ Chicago	4-2	W	9-7-3	18,584
20	Nov. 19	@ Tampa Bay	0-3	L	9-8-3	16,406
21	Nov. 20	@ Florida	1-4	L	9-9-3	14,753
22	Nov. 23	DETROIT	0-6	L	9-10-3	16,005
23	Nov. 27	@ Edmonton	5-1	W	10-10-3	14,039
24	Nov. 28	@ Calgary	0-2	L	10-11-3	15,367
25	Nov. 30	CHICAGO	3-5	L	10-12-3	16,005
26	Dec. 3	@ Phoenix	4-1	W	11-12-3	14,423
27	Dec. 5	TAMPA BAY	1-2	L	11-13-3	11,610
28	Dec. 7	COLORADO	4-2	W	12-13-3	12,217
29	Dec. 10	PITTSBURGH	3-5	L	12-14-3	11,558
30	Dec. 12	CALGARY	1-5	L	12-15-3	9,620
31	Dec. 14	WASHINGTON	4-4	T	12-15-4	10,354
32	Dec. 17	@ NY Islanders	3-4	L	12-16-4	9,824
33	Dec. 18	@ NY Rangers	0-4	L	12-17-4	18,200
34	Dec. 20	@ Buffalo	2-6	L	12-18-4	15,702
35	Dec. 22	@ St. Louis	4-7	L	12-19-4	14,813
36	Dec. 26	PHOENIX	5-2	W	13-19-4	12,560
37	Dec. 28	COLORADO	2-5	L	13-20-4	13,388
38	Dec. 30	@ Edmonton	1-2	L	13-21-4	15,954
39	Jan. 2	@ Vancouver	3-4	L	13-22-4	16,125
40	Jan. 4	FLORIDA	0-5	L	13-23-4	12,227
41	Jan. 7	VANCOUVER	6-2	W	14-23-4	9,544

KINGS 1997-98 SEASON IN REVIEW

Record: 38-33-11 (87 points)
Pacific Division Finish: 2nd

General Manager: Dave Taylor
Head Coach: Larry Robinson
Captain: Rob Blake

SCORING										
PLAYER	GP	G	A	PTS	PIM	PLAYER	GP	G	A	PTS
Jozef Stumpel	77	21	58	79	53	Steve McKenna	62	4	4	8
Glen Murray	81	29	31	60	54	Doug Zmolek	46	0	8	8
Vladimir Tsylakov	73	18	34	52	18	Aki Berg	72	0	8	8
Rob Blake	81	23	27	50	94	Donald MacLean	22	5	2	7
Yanic Perreault	79	28	20	48	32	Matt Johnson	66	2	4	6
Luc Robitaille	57	16	24	40	66	Jan Vopat	21	1	5	6
Craig Johnson	74	17	21	38	42	Brad Smyth	9	1	3	4
Garry Galley	74	9	28	37	63	Roman Vopat	25	0	3	3
Sandy Moger	62	11	13	24	70	Jason Morgan	11	1	0	1
Ian Laperriere	77	6	15	21	131	Vitali Yachmenev	4	0	1	1
Russ Courttnall	58	12	6	18	27	Stephane Fiset	60	0	1	1
Sean O'Donnell	80	2	15	17	179	Olli Jokinen	8	0	0	0
Philippe Boucher	45	6	10	16	49	Frederic Chabot	12	0	0	0
Ray Ferraro	40	6	9	15	42	Jamie Storr	17	0	0	0
Mattias Norstrom	73	1	12	13	30	Team PIM				22
Dan Bylsma	65	3	9	12	33	Team Totals	82	227	374	601
Nathan LaFayette	34	5	3	8	32					1,763
GOALTENDER										
PLAYER	GP	MIN	GA	SO	EN	SA	S%	AVG	W-L-OT	
Jamie Storr	17	920	34	2	0	482	.929	2.22	9-5-1	
Stephane Fiset	60	3,497	158	2	4	1,728	.909	2.71	26-25-8	
Frederic Chabot	12	554	29	0	0	267	.891	3.14	3-3-2	
Empty Net Goals			4			4				
Team Totals	82	4,990	225	4	4	2,481	.909	2.71	38-33-11	

RESULTS

1 Oct. 1 @ Pittsburgh	3-3	T	0-0-1	14,879	42 Jan. 5 @ Vancouver	2-3	L	17-18-7	14,549
2 Oct. 2 @ Boston	5-6	L	0-1-1	12,946	43 Jan. 8 @ BUFFALO	2-2	T	17-18-8	10,364
3 Oct. 5 @ NY Rangers	2-2	T	0-1-2	18,200	44 Jan. 10 EDMONTON	3-4	L	17-19-8	16,005
4 Oct. 7 @ Carolina	3-3	T	0-1-3	6,083	45 Jan. 12 ANAHEIM	3-2 OT	W	18-19-8	16,005
5 Oct. 9 @ St. Louis	2-3 OT	L	0-2-3	12,563	46 Jan. 14 @ San Jose	4-2	W	19-19-8	17,066
6 Oct. 12 OTTAWA	7-4	W	1-2-3	16,005	47 Jan. 20 CALGARY	4-3	W	20-19-8	10,367
7 Oct. 15 BOSTON	3-5	L	1-3-3	10,268	48 Jan. 22 FLORIDA	3-1	W	21-19-8	12,920
8 Oct. 17 PHILADELPHIA	5-1	W	2-3-3	15,771	49 Jan. 24 @ Anaheim	3-3	T	21-19-9	17,174
9 Oct. 19 EDMONTON	2-3 OT	L	2-4-3	11,279	50 Jan. 29 CALGARY	5-3	W	22-19-9	9,586
10 Oct. 21 NY ISLANDERS	3-2	W	3-4-3	9,222	51 Jan. 31 CHICAGO	3-0	W	23-19-9	16,005
11 Oct. 23 DETROIT	1-4	L	3-5-3	12,120	52 Feb. 2 @ Edmonton	0-1	L	23-20-9	14,403
12 Oct. 26 @ Tampa Bay	3-1	W	4-5-3	13,044	53 Feb. 3 @ Calgary	6-3	W	24-20-9	15,815
13 Oct. 28 @ Florida	2-2	T	4-5-4	14,703	54 Feb. 5 NY RANGERS	3-1	W	25-20-9	16,005
14 Oct. 31 @ Detroit	5-1	W	5-5-4	19,983	55 Feb. 7 @ Anaheim	5-2	W	26-20-9	17,174
15 Nov. 1 @ NY Islanders	2-4	L	5-6-4	11,276	56 Feb. 25 @ Detroit	1-1	T	26-20-10	19,983
16 Nov. 4 @ New Jersey	3-0	W	6-6-4	16,512	57 Feb. 26 @ Chicago	7-4	W	27-20-10	18,226
17 Nov. 6 TAMPA BAY	5-2	W	7-6-4	10,761	58 Feb. 28 ST. LOUIS	2-5	L	27-21-10	16,005
18 Nov. 8 MONTREAL	1-4	L	7-7-4	16,005	59 Mar. 2 VANCOUVER	2-2	T	27-21-11	12,385
19 Nov. 11 VANCOUVER	8-2	W	8-7-4	9,541	60 Mar. 5 CAROLINA	1-2	L	27-22-11	10,541
20 Nov. 13 SAN JOSE	6-3	W	9-7-4	9,629	61 Mar. 7 DETROIT	2-1	W	28-22-11	15,718
21 Nov. 15 DALLAS	1-5	L	9-8-4	13,492	62 Mar. 9 ANAHEIM	4-3 OT	W	29-22-11	12,671
22 Nov. 20 CHICAGO	4-3	W	10-8-4	10,303	63 Mar. 10 @ Phoenix	4-3	W	30-22-11	16,210
23 Nov. 23 @ Colorado	2-1 OT	W	11-8-4	16,061	64 Mar. 12 TORONTO	1-2	L	30-23-11	10,298
24 Nov. 26 @ Dallas	1-4	L	11-9-4	16,103	65 Mar. 14 COLORADO	5-2	W	31-23-11	15,867
25 Nov. 27 @ St. Louis	2-2	T	11-9-5	17,499	66 Mar. 16 @ San Jose	1-2	L	31-24-11	17,013
26 Nov. 29 NEW JERSEY	4-1	W	12-9-5	16,005	67 Mar. 17 DALLAS	3-4	L	31-25-11	10,047
27 Dec. 3 @ Montreal	0-2	L	12-10-5	19,722	68 Mar. 21 PHOENIX	3-2	W	32-25-11	14,687
28 Dec. 4 @ Ottawa	2-3	L	12-11-5	14,108	69 Mar. 24 @ San Jose	4-3	W	33-25-11	17,483
29 Dec. 6 @ Toronto	2-7	L	12-12-5	15,726	70 Mar. 26 SAN JOSE	2-5	L	33-26-11	12,820
30 Dec. 9 PITTSBURGH	1-2	L	12-13-5	12,055	71 Mar. 28 @ Calgary	2-5	L	33-27-11	16,998
31 Dec. 13 WASHINGTON	2-2	T	12-13-6	12,940	72 Mar. 30 @ Toronto	3-2	W	34-27-11	15,726
32 Dec. 15 @ Vancouver	0-7	L	12-14-6	15,401	73 Apr. 1 @ Buffalo	0-4	L	34-28-11	15,444
33 Dec. 18 TORONTO	5-2	W	13-14-6	9,803	74 Apr. 2 @ Philadelphia	0-3	L	34-29-11	19,612
34 Dec. 20 @ Calgary	4-1	W	14-14-6	15,873	75 Apr. 4 @ Washington	2-3	L	34-30-11	15,522
35 Dec. 22 @ Chicago	1-0	W	15-14-6	18,095	76 Apr. 6 @ Colorado	3-1	W	35-30-11	16,061
36 Dec. 23 @ Colorado	1-5	L	15-15-6	16,061	77 Apr. 9 EDMONTON	0-4	L	35-31-11	14,450
37 Dec. 27 PHOENIX	2-4	L	15-16-6	16,005	78 Apr. 11 COLORADO	4-3	W	36-31-11	16,005
38 Dec. 29 VANCOUVER	5-2	W	16-16-6	13,137	79 Apr. 13 CALGARY	4-2	W	37-31-11	12,049
39 Dec. 31 @ Dallas	2-2	T	16-16-7	16,928	80 Apr. 15 @ Vancouver	2-0	W	38-31-11	15,239
40 Jan. 1 @ Phoenix	0-4	L	16-17-7	16,210	81 Apr. 16 ST. LOUIS	3-7	L	38-32-11	12,646
41 Jan. 4 @ Edmonton	3-2	W	17-17-7	16,266	82 Apr. 18 ANAHEIM	1-4	L	38-33-11	16,005

KINGS 1998-99 SEASON IN REVIEW

Record: 32-45-5 (69 points)
Pacific Division Finish: 5th

General Manager: Dave Taylor
Head Coach: Larry Robinson
Captain: Rob Blake

SCORING										
PLAYER	GP	G	A	PTS	PIM	PLAYER	GP	G	A	PTS
Luc Robitaille	82	39	35	74	54	Josh Green	27	1	3	4
Donald Audette	49	18	18	36	51	Mark Visheau	28	1	3	4
Rob Blake	62	12	23	35	128	Matt Johnson	49	2	1	3
Jozef Stumpel	64	13	21	34	10	Dave Babych	8	0	2	2
Glen Murray	61	16	15	31	36	Jason Blake	1	1	0	1
Ray Ferraro	65	13	18	31	59	Jan Nemecek	6	1	0	1
Yanic Perreault	64	10	17	27	30	Steve McKenna	20	1	0	1
Vladimir Tsylakov	69	11	12	23	32	Jaroslav Modry	5	0	1	1
Steve Duchesne	60	4	19	23	22	Sean Pronger	13	0	1	1
Olli Jokinen	66	9	12	21	44	Manny Legace	17	0	1	1
Craig Johnson	69	7	12	19	32	Eric Lacroix	27	0	1	1
Russ Courttnall	57	6	13	19	19	Jamie Storr	28	0	1	1
Pavel Rosa	29	4	12	16	6	Brandon Convery	3	0	0	0
Garry Galley	60	4	12	16	30	Roman Vopat	3	0	0	0
Doug Bodger	65	3	11	14	34	Ryan Bach	3	0	0	0
Sean O'Donnell	80	1	13	14	186	Jason Podollan	6	0	0	0
Ian Laperriere	72	3	10	13	138	Dan Bylsma	8	0	0	0
Philippe Boucher	45	2	6	8	32	Stephane Fiset	42	0	0	0
Mattias Norstrom	78	2	5	7	36	Team PIM				14
Sandy Moger	42	3	2	5	26	Team Totals	82	189	302	491
Nathan LaFayette	33	2	2	4	35					1,383
GOALTENDER										
PLAYER	GP	MIN	GA	SO	EN	SA	S%	AVG	W-L-OT	
Jamie Storr	28	1,525	61	4	3	724	.916	2.40	12-12-2	
Stephane Fiset	42	2,403	104	3	2	1,217	.915	2.60	18-21-1	
Manny Legace	17	899	39	0	5	439	.911	2.60	2-9-2	
Ryan Bach	3	108	8	0	0	66	.879	4.44	0-3-0	
Empty Net Goals			10			10				
Team Totals	82	4,960	222	7	10	2,456	.910	2.69	32-45-5	

RESULTS

1	Oct. 10	@	Edmonton	2-1	W	1-0-0	17,100	42	Jan. 14		CALGARY	3-0	W	16-22-4	10,334
2	Oct. 12	@	Vancouver	2-4	L	1-1-0	16,071	43	Jan. 16		PITTSBURGH	1-5	L	16-23-4	16,005
3	Oct. 16		BOSTON	2-1	OT W	2-1-0	16,005	44	Jan. 19		COLORADO	4-5	L	16-24-4	9,692
4	Oct. 18		COLORADO	5-5	T	2-1-1	11,294	45	Jan. 21		NEW JERSEY	2-3	L	16-25-4	11,267
5	Oct. 21	@	Florida	1-1	T	2-1-2	17,367	46	Jan. 27	@	Dallas	2-3	L	16-26-4	16,928
6	Oct. 23	@	Tampa Bay	2-3	L	2-2-2	8,708	47	Jan. 29	@	Washington	6-3	W	17-26-4	18,965
7	Oct. 25	@	Carolina	3-2	W	3-2-2	5,569	48	Jan. 30	@	Buffalo	1-4	L	17-27-4	18,595
8	Oct. 27	@	NY Islanders	0-1	L	3-3-2	9,084	49	Feb. 1	@	Philadelphia	2-4	L	17-28-4	19,553
9	Oct. 28	@	New Jersey	4-0	W	4-3-2	15,008	50	Feb. 4		CHICAGO	3-2	W	18-28-4	11,737
10	Oct. 30		TAMPA BAY	0-3	L	4-4-2	10,968	51	Feb. 6		SAN JOSE	2-0	W	19-28-4	13,434
11	Nov. 1		PHOENIX	0-3	L	4-5-2	12,073	52	Feb. 20	@	Phoenix	0-3	L	19-29-4	14,377
12	Nov. 5		ST. LOUIS	2-2	T	4-5-3	10,496	53	Feb. 11		PHILADELPHIA	4-3	W	20-29-4	13,878
13	Nov. 7		DALLAS	3-4	L	4-6-3	13,329	54	Feb. 13		DALLAS	2-3	L	20-30-4	12,702
14	Nov. 9	@	Vancouver	4-3	W	5-6-3	13,906	55	Feb. 15		ANAHEIM	1-3	L	20-31-4	14,664
15	Nov. 10	@	Calgary	4-5	OT L	5-7-3	15,247	56	Feb. 18		EDMONTON	3-2	W	21-31-4	11,287
16	Nov. 12		NASHVILLE	1-3	L	5-8-3	9,956	57	Feb. 20	@	Calgary	2-2	T	21-31-5	16,758
17	Nov. 14		CAROLINA	3-5	L	5-9-3	10,990	58	Feb. 22	@	St. Louis	1-5	L	21-32-5	16,182
18	Nov. 16	@	Anaheim	1-3	L	5-10-3	16,067	59	Feb. 24	@	Detroit	3-2	OT W	22-32-5	19,983
19	Nov. 18	@	San Jose	4-5	L	5-11-3	16,703	60	Feb. 26	@	Chicago	2-1	W	23-32-5	18,364
20	Nov. 19		NY RANGERS	1-5	L	5-12-3	16,005	61	Feb. 28	@	Dallas	0-1	L	23-33-5	16,928
21	Nov. 21		CHICAGO	5-0	W	6-12-3	12,011	62	Mar. 3	@	Anaheim	1-2	L	23-34-5	17,174
22	Nov. 28		PHOENIX	0-4	L	6-13-3	13,008	63	Mar. 4		NASHVILLE	3-4	L	23-35-5	9,686
23	Nov. 30	@	Montreal	1-3	L	6-14-3	20,415	64	Mar. 6		CALGARY	1-4	L	23-36-5	14,451
24	Dec. 2	@	Toronto	1-3	L	6-15-3	15,726	65	Mar. 9		DETROIT	4-2	W	24-36-5	13,741
25	Dec. 3	@	Ottawa	1-3	L	6-16-3	15,351	66	Mar. 13		VANCOUVER	3-1	W	25-36-5	14,348
26	Dec. 5		DETROIT	3-4	L	6-17-3	16,005	67	Mar. 15		OTTAWA	4-0	W	26-36-5	12,640
27	Dec. 9		WASHINGTON	2-1	W	7-17-3	9,816	68	Mar. 18		ANAHEIM	2-4	L	26-37-5	12,037
28	Dec. 12		VANCOUVER	3-0	W	8-17-3	13,844	69	Mar. 20		FLORIDA	4-3	W	27-37-5	14,551
29	Dec. 13	@	Anaheim	0-3	L	8-18-3	17,174	70	Mar. 21	@	Phoenix	1-4	L	27-38-5	15,129
30	Dec. 17		NY ISLANDERS	4-5	OT L	8-19-3	9,872	71	Mar. 25		DALLAS	1-2	L	27-39-5	14,888
31	Dec. 19	@	St. Louis	2-5	L	8-20-3	16,621	72	Mar. 28	@	Colorado	2-7	L	27-40-5	16,061
32	Dec. 20	@	Chicago	4-1	W	9-20-3	15,429	73	Mar. 30	@	Boston	2-1	OT W	28-40-5	15,083
33	Dec. 22	@	Pittsburgh	3-0	W	10-20-3	13,171	74	Mar. 31	@	Detroit	1-2	L	28-41-5	19,983
34	Dec. 26		PHOENIX	1-2	L	10-21-3	13,898	75	Apr. 3	@	Nashville	2-3	L	28-42-5	17,298
35	Dec. 28	@	Phoenix	4-2	W	11-21-3	16,210	76	Apr. 5	@	Colorado	1-4	L	28-43-5	16,061
36	Dec. 30		SAN JOSE	5-1	W	12-21-3	10,918	77	Apr. 8		SAN JOSE	3-2	W	29-43-5	12,785
37	Jan. 2		COLORADO	4-2	W	13-21-3	13,553	78	Apr. 11	@	Dallas	2-6	L	29-44-5	16,928
38	Jan. 5	@	Edmonton	4-3	OT W	14-21-3	14,370	79	Apr. 12	@	Nashville	4-3	W	30-44-5	17,298
39	Jan. 7		BUFFALO	4-2	W	15-21-3	10,821	80	Apr. 15		ANAHEIM	4-3	OT W	31-44-5	14,669
40	Jan. 9		EDMONTON	1-1	T	15-21-4	14,936	81	Apr. 16	@	San Jose	2-0	W	32-44-5	17,483
41	Jan. 11	@	San Jose	0-4	L	15-22-4	16,503	82	Apr. 18		ST. LOUIS	2-3	L	32-45-5	16,005

KINGS 1999-00 SEASON IN REVIEW

Record: 39-27-12-4 (94 points)
Pacific Division Finish: 2nd

General Manager: Dave Taylor
Head Coach: Andy Murray
Captain: Rob Blake

SCORING										
PLAYER	GP	G	A	PTS	PIM	PLAYER	GP	G	A	PTS
Luc Robitaille	71	36	38	74	68	Bob Corkum	45	5	6	11
Ziggy Palffy	64	27	39	66	32	Jaroslav Modry	26	5	4	9
Glen Murray	78	29	33	62	60	Dan Bylsma	64	3	6	9
Jozef Stumpel	57	17	41	58	10	Frantisek Kaberle	37	0	9	9
Rob Blake	77	18	39	57	112	Steve McKenna	46	0	5	5
Bryan Smolinski	79	20	36	56	48	Kelly Buchberger	13	2	1	3
Donald Audette	49	12	20	32	45	Nelson Emerson	5	1	1	2
Garry Galley	70	9	21	30	52	Stephane Fiset	47	0	2	2
Craig Johnson	76	9	14	23	28	Jason Podollan	1	0	1	1
Jason Blake	64	5	18	23	26	Jamie Storr	42	0	1	1
Ian Laperriere	79	9	13	22	185	Philippe Boucher	1	0	0	0
Marko Tuomainen	63	9	8	17	80	Bill Huard	1	0	0	0
Jere Karalahti	48	6	10	16	18	Jan Nemecek	1	0	0	0
Aki Berg	70	3	13	16	45	Steven Reinprecht	1	0	0	0
Sean O'Donnell	80	2	12	14	114	Pavel Rosa	3	0	0	0
Mattias Norstrom	82	1	13	14	66	Marcel Cousineau	5	0	0	0
Vladimir Tsyplakov	29	6	7	13	4	Team PIM				4
Len Barrie	46	5	8	13	56	Team Totals	82	245	425	670
Brad Chartrand	50	6	6	12	17					1,313
GOALTENDER										
PLAYER	GP	MIN	GA	SO	EN	SA	S%	AVG	W-L-OT	
Marcel Cousineau	5	171	6	0	0	64	.906	2.11	1-1-0	
Jamie Storr	42	2,206	93	1	5	1,008	.908	2.53	18-15-5	
Stephane Fiset	47	2,592	119	1	5	1,208	.901	2.75	20-15-7	
Empty Net Goals			10							
Team Totals	82	4,997	228	2	10	2,290	.900	2.74	39-27-12-4	

RESULTS

1 Oct. 2 @ Nashville	2-0 W	1-0-0-0	17,113	42 Jan. 13 ST. LOUIS	2-3 L	18-15-7-2	16,278
2 Oct. 4 @ St. Louis	3-2 W	2-0-0-0	13,571	43 Jan. 15 @ San Jose	2-3 OT L	18-15-7-3	17,483
3 Oct. 6 @ Florida	2-4 L	2-1-0-0	13,751	44 Jan. 18 BUFFALO	5-3 W	19-15-7-3	14,458
4 Oct. 7 @ Tampa Bay	5-2 W	3-1-0-0	10,614	45 Jan. 20 DALLAS	2-5 L	19-16-7-3	14,369
5 Oct. 9 @ Washington	2-2 T	3-1-1-0	17,155	46 Jan. 23 COLORADO	3-2 W	20-16-7-3	13,171
6 Oct. 15 @ Calgary	4-1 W	4-1-1-0	12,866	47 Jan. 26 @ Dallas	1-3 L	20-17-7-3	13,118
7 Oct. 16 @ Edmonton	4-5 L	4-2-1-0	16,094	48 Jan. 27 @ Nashville	6-2 W	21-17-7-3	16,062
8 Oct. 20 BOSTON	2-2 T	4-2-2-0	18,118	49 Jan. 29 @ Toronto	2-3 L	21-18-7-3	19,217
9 Oct. 22 PHOENIX	3-6 L	4-3-2-0	16,752	50 Jan. 31 NY ISLANDERS	5-2 W	22-18-7-3	14,913
10 Oct. 24 SAN JOSE	4-3 W	5-3-2-0	15,270	51 Feb. 3 DETROIT	6-3 W	23-18-7-3	18,118
11 Oct. 26 WASHINGTON	5-2 W	6-3-2-0	13,169	52 Feb. 8 ANAHEIM	3-5 L	23-19-7-3	18,118
12 Oct. 28 PITTSBURGH	5-3 W	7-3-2-0	14,779	53 Feb. 9 @ Phoenix	5-2 W	24-19-7-3	14,029
13 Oct. 30 @ Chicago	3-1 W	8-3-2-0	14,694	54 Feb. 11 DALLAS	3-2 W	25-19-7-3	18,118
14 Nov. 2 @ Pittsburgh	5-4 W	9-3-2-0	14,272	55 Feb. 14 CALGARY	4-3 OT W	26-19-7-3	14,455
15 Nov. 3 @ Detroit	1-1 T	9-3-3-0	19,983	56 Feb. 16 @ Chicago	4-1 W	27-19-7-3	13,817
16 Nov. 6 PHILADELPHIA	3-5 L	9-4-3-0	18,118	57 Feb. 18 @ Detroit	3-2 W	28-19-7-3	19,983
17 Nov. 9 EDMONTON	1-1 T	9-4-4-0	13,282	58 Feb. 19 @ Buffalo	1-4 L	28-20-7-3	18,690
18 Nov. 11 COLORADO	5-2 W	10-4-4-0	14,323	59 Feb. 21 @ Edmonton	3-6 L	28-21-7-3	14,615
19 Nov. 14 @ Phoenix	3-2 W	11-4-4-0	13,171	60 Feb. 23 @ Calgary	7-2 W	29-21-7-3	14,665
20 Nov. 16 CHICAGO	3-2 W	12-4-4-0	12,980	61 Feb. 25 @ Vancouver	5-2 W	30-21-7-3	15,006
21 Nov. 18 PHOENIX	2-3 L	12-5-4-0	13,406	62 Feb. 26 @ San Jose	3-6 L	30-22-7-3	17,483
22 Nov. 20 MONTREAL	3-5 L	12-6-4-0	18,118	63 Feb. 29 VANCOUVER	1-1 T	30-22-8-3	15,666
23 Nov. 23 @ Colorado	6-2 W	13-6-4-0	18,004	64 Mar. 2 CAROLINA	2-5 L	31-23-8-3	15,424
24 Nov. 24 @ Dallas	2-3 OT L	13-6-4-1	17,001	65 Mar. 4 NASHVILLE	3-2 OT W	31-23-8-3	18,118
25 Nov. 27 SAN JOSE	4-1 W	14-6-4-1	18,118	66 Mar. 7 DETROIT	1-3 L	31-24-8-3	18,118
26 Dec. 3 @ Anaheim	1-1 T	14-6-5-1	17,174	67 Mar. 9 NY RANGERS	3-1 W	32-24-8-3	18,118
27 Dec. 4 TAMPA BAY	3-3 T	14-6-6-1	17,407	68 Mar. 11 CALGARY	3-1 W	33-24-8-3	18,118
28 Dec. 8 ATLANTA	4-0 W	15-6-6-1	15,210	69 Mar. 13 VANCOUVER	3-2 OT W	34-24-8-3	17,309
29 Dec. 10 @ Detroit	1-3 L	15-7-6-1	19,983	70 Mar. 15 @ Anaheim	2-2 T	34-24-9-3	17,174
30 Dec. 11 @ Montreal	4-2 W	16-7-6-1	19,250	71 Mar. 17 ST. LOUIS	0-4 L	34-25-9-3	18,118
31 Dec. 14 @ New Jersey	1-7 L	16-8-6-1	10,807	72 Mar. 19 NASHVILLE	1-2 OT L	34-25-9-4	17,920
32 Dec. 15 @ NY Rangers	3-8 L	16-9-6-1	18,200	73 Mar. 21 ANAHEIM	2-5 L	34-26-9-4	17,494
33 Dec. 18 CHICAGO	4-8 L	16-10-6-1	18,118	74 Mar. 23 @ Philadelphia	3-2 OT W	35-26-9-4	19,695
34 Dec. 22 @ San Jose	1-2 L	16-11-6-1	17,483	75 Mar. 25 @ Boston	4-4 T	35-26-10-4	17,565
35 Dec. 26 PHOENIX	2-3 OT L	16-11-6-2	18,118	76 Mar. 26 @ Atlanta	4-1 W	36-26-10-4	15,857
36 Dec. 29 @ Colorado	2-4 L	16-12-6-2	18,007	77 Mar. 29 SAN JOSE	1-1 T	36-26-11-4	18,118
37 Dec. 30 EDMONTON	8-2 W	17-12-6-2	18,118	78 Apr. 1 ANAHEIM	2-1 W	37-27-11-4	18,118
38 Jan. 3 @ Dallas	1-4 L	17-13-6-2	17,001	79 Apr. 3 @ Phoenix	1-2 L	37-27-11-4	14,378
39 Jan. 4 @ St. Louis	2-2 T	17-13-7-2	16,302	80 Apr. 5 @ Vancouver	1-1 T	37-27-12-4	17,257
40 Jan. 6 FLORIDA	4-2 W	18-13-7-2	14,114	81 Apr. 7 DALLAS	3-2 W	38-27-12-4	18,118
41 Jan. 11 OTTAWA	3-4 L	18-14-7-2	14,224	82 Apr. 9 @ Anaheim	4-3 OT W	39-27-12-4	17,174

* First game at STAPLES Center

KINGS 2000-01 SEASON IN REVIEW

Record: 38-28-13-3 (92 points)
Pacific Division Finish: 3rd

General Manager: Dave Taylor
Head Coach: Andy Murray
Captain: Rob Blake

SCORING										
PLAYER	GP	G	A	PTS	PIM	PLAYER	GP	G	A	PTS
Ziggy Palffy	73	38	51	89	20	Stu Grimson	72	3	2	5
Luc Robitaille	82	37	51	88	66	Aaron Miller	13	0	5	5
Bryan Smolinski	78	27	32	59	40	Scott Thomas	24	3	1	4
Jozef Stumpel	63	16	39	55	14	Tomas Vlasak	10	1	3	4
Mathieu Schneider	73	16	35	51	56	Jason Blake	17	1	3	4
Rob Blake	54	17	32	49	69	Aki Berg	47	0	4	4
Glen Murray	64	18	21	39	32	Felix Potvin	23	0	3	3
Lubomir Visnovsky	81	7	32	39	36	Brad Chartrand	4	1	0	1
Steven Reinprecht	59	12	17	29	12	Steve Kelly	11	1	0	1
Nelson Emerson	78	11	11	22	54	Marko Tuomainen	11	0	1	1
Eric Belanger	62	9	12	21	16	Travis Scott	1	0	0	0
Kelly Buchberger	82	6	14	20	75	Rich Brennan	2	0	0	0
Jaroslav Modry	63	4	15	19	48	Andreas Lilja	2	0	0	0
Ian Laperriere	79	8	10	18	141	Steve Passmore	6	0	0	0
Mattias Norstrom	82	0	18	18	60	Stephane Fiset	7	0	0	0
Bob Corkum	58	4	6	10	18	Adam Mair	10	0	0	0
Craig Johnson	26	4	5	9	16	Jamie Storr	45	0	0	0
Jere Karalahti	56	2	7	9	38	Team PIM				20
Adam Deadmarsh	18	4	2	6	4	Team Totals	82	252	436	688
Philippe Boucher	22	2	4	6	20					1,196
GOALTENDER										
PLAYER	GP	MIN	GA	SO	EN	SA	S%	AVG	W-L-OT	
Felix Potvin	23	1,410	46	5	0	571	.919	1.96	13-5-5	
Jamie Storr	45	2,498	114	4	7	1,131	.899	2.74	19-18-6	
Steve Passmore	14	718	37	1	2	310	.881	3.09	3-8-1	
Stephane Fiset	7	318	19	0	0	129	.853	3.58	3-0-1	
Travis Scott	1	25	3	0	0	10	.700	7.20	0-0-0	
Empty Net Goals			9							
Team Totals	82	4,995	228	10	9	2,160	.894	2.74	38-28-13-3	

RESULTS

1	Oct. 6	@ Washington	4-1	W	1-0-0-0	18,082	42	Jan. 6	CALGARY	5-0	W	18-16-7-1	18,118
2	Oct. 7	@ Buffalo	3-5	L	1-1-0-0	14,325	43	Jan. 11	BUFFALO	3-2	W	19-16-7-1	15,496
3	Oct. 9	@ Columbus	7-1	W	2-1-0-0	18,136	44	Jan. 13	ST. LOUIS	2-4	L	19-17-7-1	18,460
4	Oct. 11	ST. LOUIS	4-4	T	2-1-1-0	18,118	45	Jan. 16	@ Ottawa	7-6	OT W	20-17-7-1	18,264
5	Oct. 13	BOSTON	5-0	W	3-1-1-0	14,352	46	Jan. 17	@ Toronto	2-1	W	21-17-7-1	19,266
6	Oct. 15	PHOENIX	5-6	L	3-2-1-0	14,457	47	Jan. 20	@ Carolina	6-3	W	22-17-7-1	13,009
7	Oct. 17	@ Nashville	1-1	T	3-2-2-0	13,594	48	Jan. 22	@ Philadelphia	0-3	L	22-18-7-1	19,578
8	Oct. 19	@ St. Louis	1-7	L	3-3-2-0	18,906	49	Jan. 25	CALGARY	0-3	L	22-19-7-1	13,616
9	Oct. 21	@ Dallas	3-4	L	3-4-2-0	17,001	50	Jan. 27	MINNESOTA	1-4	L	22-20-7-1	18,118
10	Oct. 23	@ Anaheim	5-4	OT W	4-4-2-0	14,098	51	Jan. 30	DALLAS	8-0	W	23-20-7-1	15,146
11	Oct. 25	ANAHEIM	6-2	W	5-4-2-0	18,118	52	Feb. 1	NASHVILLE	4-6	L	23-21-7-1	12,639
12	Oct. 28	@ Phoenix	1-3	L	5-5-2-0	14,113	53	Feb. 6	CHICAGO	3-3	T	23-21-8-1	13,527
13	Oct. 31	@ Columbus	1-4	L	5-6-2-0	15,025	54	Feb. 8	CAROLINA	4-2	W	24-21-8-1	13,884
14	Nov. 2	@ Atlanta	5-2	W	6-6-2-0	13,255	55	Feb. 10	WASHINGTON	3-4	L	24-22-8-1	18,118
15	Nov. 4	@ New Jersey	2-1	W	7-6-2-0	13,704	56	Feb. 12	EDMONTON	3-6	L	24-23-8-1	14,059
16	Nov. 5	@ NY Islanders	4-1	W	8-6-2-0	10,281	57	Feb. 14	@ Dallas	2-4	L	24-24-8-1	17,001
17	Nov. 7	PHOENIX	3-3	T	8-6-3-0	13,557	58	Feb. 16	@ Minnesota	4-0	W	25-24-8-1	18,568
18	Nov. 9	VANCOUVER	2-0	W	9-6-3-0	13,045	59	Feb. 18	@ Chicago	0-3	L	25-25-8-1	16,054
19	Nov. 11	DETROIT	2-2	T	9-6-4-0	18,360	60	Feb. 20	@ Edmonton	0-5	L	25-26-8-1	16,349
20	Nov. 16	NY ISLANDERS	5-1	W	10-6-4-0	14,744	61	Feb. 22	@ Calgary	2-0	W	26-26-8-1	16,830
21	Nov. 18	COLORADO	6-4	W	11-6-4-0	18,118	62	Feb. 24	COLUMBUS	3-1	W	27-26-8-1	18,118
22	Nov. 23	NEW JERSEY	1-6	L	11-7-4-0	13,451	63	Feb. 27	@ Nashville	2-1	W	28-26-8-1	16,337
23	Nov. 25	@ Pittsburgh	2-2	T	11-7-5-0	16,958	64	Mar. 1	@ Chicago	2-2	T	28-26-9-1	12,936
24	Nov. 26	@ Boston	4-4	T	11-7-6-0	13,108	65	Mar. 3	DETROIT	6-3	W	29-26-9-1	18,477
25	Nov. 28	@ NY Rangers	6-7	L	11-8-6-0	18,200	66	Mar. 4	@ Anaheim	0-4	L	29-27-9-1	17,174
26	Dec. 2	MINNESOTA	3-2	W	12-8-6-0	16,270	67	Mar. 6	MONTREAL	4-3	W	30-27-9-1	14,404
27	Dec. 3	@ Anaheim	0-4	L	12-9-6-0	17,174	68	Mar. 8	NASHVILLE	4-1	W	31-27-9-1	14,856
28	Dec. 7	DALLAS	5-2	W	13-9-6-0	14,425	69	Mar. 10	CHICAGO	2-2	T	31-27-10-1	18,118
29	Dec. 9	@ Edmonton	4-2	W	14-9-6-0	16,619	70	Mar. 14	@ San Jose	4-1	W	32-27-10-1	17,496
30	Dec. 10	@ Vancouver	2-1	W	15-9-6-0	17,063	71	Mar. 17	SAN JOSE	1-0	OT W	33-27-10-1	18,118
31	Dec. 14	NY RANGERS	5-5	T	15-9-7-0	18,118	72	Mar. 19	PHOENIX	6-2	W	34-27-10-1	17,061
32	Dec. 16	TAMPA BAY	6-4	L	15-10-7-0	15,576	73	Mar. 21	EDMONTON	0-7	L	34-28-10-1	15,666
33	Dec. 19	ATLANTA	3-7	OT L	15-10-7-1	13,823	74	Mar. 24	ANAHEIM	3-3	T	34-28-11-1	18,118
34	Dec. 21	@ Colorado	2-5	L	15-11-7-1	18,007	75	Mar. 26	SAN JOSE	0-0	T	34-28-12-1	15,276
35	Dec. 22	@ Minnesota	3-4	L	15-12-7-1	18,564	76	Mar. 27	@ San Jose	2-3	OT L	34-28-12-2	17,496
36	Dec. 26	SAN JOSE	1-2	L	15-13-7-1	18,460	77	Mar. 29	COLUMBUS	3-0	W	35-28-12-2	15,582
37	Dec. 28	@ St. Louis	5-2	W	16-13-7-1	19,903	78	Mar. 31	COLORADO	4-0	W	36-28-12-2	18,118
38	Dec. 29	@ Dallas	4-1	W	17-13-7-1	17,001	79	Apr. 2	VANCOUVER	3-1	W	37-28-12-2	18,118
39	Dec. 31	@ Detroit	1-2	L	17-14-7-1	19,995	80	Apr. 3	@ Phoenix	2-2	T	37-28-13-2	15,912
40	Jan. 2	@ Colorado	2-6	L	17-15-7-1	18,007	81	Apr. 5	@ Vancouver	2-3	OT L	37-28-13-3	18,422
41	Jan. 4	FLORIDA	3-4	L	17-16-7-1	14,137	82	Apr. 7	@ Calgary	3-2	W	38-28-13-3	17,139

KINGS 2001-02 SEASON IN REVIEW

Record: 40-27-11-4 (95 points)
Pacific Division Finish: 3rd

General Manager: Dave Taylor
Head Coach: Andy Murray
Captain: Mattias Norstrom

SCORING												
PLAYER	GP	G	A	PTS	PIM	PLAYER	GP	G	A	PTS	PIM	
Jason Allison	73	19	55	74	68	Randy Robitaille	18	4	3	7	17	
Adam Deadmarsh	76	29	33	62	71	Jaroslav Bednar	22	4	2	6	8	
Ziggy Palffy	63	32	27	59	26	Cliff Ronning	14	1	4	5	8	
Jaroslav Modry	80	4	38	42	65	Andreas Lilja	26	1	4	5	22	
Bryan Smolinski	80	13	25	38	56	Jozef Stumpel	9	1	3	4	4	
Steve Heinze	73	15	16	31	46	Ken Belanger	43	2	0	2	85	
Mathieu Schneider	55	7	23	30	68	Rob Valicevic	17	1	1	2	8	
Philippe Bouvier	80	7	23	30	94	Adam Mair	18	1	1	2	57	
Craig Johnson	72	13	14	27	24	Steve Kelly	8	0	1	1	2	
Eric Belanger	53	8	16	24	21	Jere Karalahti	30	0	1	1	29	
Ian Laperriere	81	8	14	22	125	Felix Potvin	71	0	1	1	19	
Lubomir Visnovsky	72	4	17	21	14	Ted Donato	2	0	0	0	2	
Mikko Eloranta	71	9	9	18	54	Jason Holland	3	0	0	0	0	
Aaron Miller	74	5	12	17	54	Kip Brennan	4	0	0	0	22	
Brad Chartrand	46	7	9	16	40	Ryan Flinn	10	0	0	0	51	
Kelly Buchberger	74	6	7	13	105	Jamie Storr	19	0	0	0	4	
Glen Murray	9	6	5	11	0	Team PIM					16	
Mattias Norstrom	79	2	9	11	38	Team Totals	82	214	375	589	1,348	
Nelson Emerson	41	5	2	7	25							

GOALTENDER	GP	MIN	GA	SO	EN	SA	S%	AVG	W-L-OT
Jamie Storr	19	886	28	2	2	360	.922	1.90	9-4-3
Felix Potvin	71	4,071	157	6	3	1,686	.907	2.31	31-27-8
Empty Net Goals			5			5			
Team Totals	82	4,989	190	8	5	2,051	.907	2.29	40-27-11-4

RESULTS

1	Oct. 4	PHOENIX	3-2	T	0-0-1-0	18,210	42	Jan. 7	@ New Jersey	3-2	W	17-16-7-2	13,638	
2	Oct. 7	MINNESOTA	3-4	L	0-1-1-0	14,354	43	Jan. 9	@ NY Rangers	4-0	W	18-16-7-2	18,200	
3	Oct. 9	@ Dallas	1-2	L	0-2-1-0	18,532	44	Jan. 10	@ Boston	0-5	L	18-17-7-2	14,528	
4	Oct. 11	@ St. Louis	6-5	W	1-2-1-0	19,565	45	Jan. 12	@ San Jose	3-2	W	19-17-7-2	17,296	
5	Oct. 13	TAMPA BAY	0-1	L	1-3-1-0	17,114	46	Jan. 15	NASHVILLE	2-0	W	20-17-7-2	15,702	
6	Oct. 16	WASHINGTON	2-3	OT	L	1-3-1-1	13,492	47	Jan. 17	BUFFALO	4-2	W	21-17-7-2	16,698
7	Oct. 18	ANAHEIM	4-1	W	2-3-1-1	13,916	48	Jan. 19	NY ISLANDERS	2-3	L	21-18-7-2	18,152	
8	Oct. 20	@ Detroit	2-3	L	2-4-1-1	20,058	49	Jan. 21	@ Anaheim	4-2	W	22-18-7-2	17,079	
9	Oct. 23	@ Columbus	7-1	W	3-4-1-1	18,136	50	Jan. 24	MINNESOTA	4-1	W	23-18-7-2	15,917	
10	Oct. 25	@ Tampa Bay	0-3	L	3-5-1-1	12,957	51	Jan. 26	COLORADO	2-4	L	23-19-7-2	18,332	
11	Oct. 26	@ Florida	2-3	L	3-6-1-1	18,093	52	Jan. 28	@ Colorado	6-4	W	24-19-7-2	18,007	
12	Oct. 28	@ Carolina	2-3	OT	L	3-6-1-2	14,355	53	Jan. 30	@ Minnesota	2-0	W	25-19-7-2	18,658
13	Oct. 30	@ Chicago	1-5	L	3-7-1-2	10,135	54	Feb. 4	PHILADELPHIA	1-3	L	25-20-7-2	18,118	
14	Nov. 1	CHICAGO	2-3	L	3-8-1-2	13,857	55	Feb. 7	CAROLINA	2-1	W	26-20-7-2	15,960	
15	Nov. 3	ATLANTA	4-1	W	4-8-1-2	14,728	56	Feb. 8	@ Phoenix	5-6	OT	L	26-20-7-3	16,210
16	Nov. 8	CALGARY	2-3	L	4-9-1-2	14,459	57	Feb. 11	DALLAS	2-1	W	27-20-7-3	18,118	
17	Nov. 10	DETROIT	3-2	OT	W	5-9-1-2	18,385	58	Feb. 13	PHOENIX	2-2	T	27-20-8-3	15,964
18	Nov. 15	DALLAS	3-4	L	5-10-1-2	14,584	59	Feb. 26	@ Columbus	5-1	W	28-20-8-3	18,136	
19	Nov. 17	@ Detroit	2-4	L	5-11-1-2	20,058	60	Feb. 27	@ Pittsburgh	5-4	W	29-20-8-3	16,134	
20	Nov. 18	@ Minnesota	2-2	T	5-11-2-2	18,064	61	Mar. 2	COLUMBUS	2-0	L	29-21-8-3	18,118	
21	Nov. 20	@ Calgary	5-5	T	5-11-3-2	14,550	62	Mar. 4	OTTAWA	1-1	T	29-21-9-3	15,815	
22	Nov. 22	@ Edmonton	4-2	W	6-11-3-2	16,434	63	Mar. 6	@ Dallas	2-3	OT	L	29-21-9-4	18,532
23	Nov. 24	SAN JOSE	3-1	W	7-11-3-2	18,118	64	Mar. 7	@ Nashville	3-2	W	30-21-9-4	15,533	
24	Nov. 29	EDMONTON	1-3	L	7-12-3-2	15,643	65	Mar. 9	@ Colorado	3-4	L	30-22-9-4	18,007	
25	Dec. 1	NASHVILLE	4-2	W	8-12-3-2	15,481	66	Mar. 11	CHICAGO	2-1	W	31-22-9-4	16,956	
26	Dec. 3	CALGARY	0-2	L	8-13-3-2	15,105	67	Mar. 14	ST. LOUIS	2-1	W	32-22-9-4	18,118	
27	Dec. 6	ST. LOUIS	1-1	T	8-13-4-2	15,055	68	Mar. 16	PITTSBURGH	4-3	W	33-22-9-4	18,118	
28	Dec. 8	@ St. Louis	0-2	L	8-14-4-2	18,933	69	Mar. 18	@ San Jose	3-2	W	34-22-9-4	17,496	
29	Dec. 9	@ Chicago	5-2	W	9-14-4-2	12,310	70	Mar. 21	COLORADO	3-1	W	35-22-9-4	18,231	
30	Dec. 11	@ Nashville	1-1	T	9-14-5-2	13,691	71	Mar. 23	SAN JOSE	3-0	W	36-22-9-4	18,237	
31	Dec. 13	VANCOUVER	6-3	W	10-14-5-2	14,620	72	Mar. 24	@ Phoenix	0-4	L	36-23-9-4	14,511	
32	Dec. 15	COLUMBUS	3-2	W	11-14-5-2	16,224	73	Mar. 26	@ Vancouver	0-4	L	36-24-9-4	18,422	
33	Dec. 16	@ Anaheim	3-2	OT	W	12-14-5-2	17,002	74	Mar. 28	@ Edmonton	2-2	T	36-24-10-4	16,839
34	Dec. 18	@ Toronto	3-1	W	13-14-5-2	19,320	75	Mar. 30	@ Calgary	3-5	L	36-25-10-4	17,046	
35	Dec. 20	@ Ottawa	4-2	W	14-14-5-2	16,207	76	Apr. 2	VANCOUVER	4-4	T	36-25-11-4	18,118	
36	Dec. 22	@ Montreal	1-2	L	14-15-5-2	20,152	77	Apr. 4	DETROIT	3-0	W	37-25-11-4	18,621	
37	Dec. 26	@ Phoenix	1-1	T	14-15-6-2	12,902	78	Apr. 6	EDMONTON	4-3	OT	W	38-25-11-4	18,311
38	Dec. 27	ANAHEIM	2-2	T	14-15-7-2	18,610	79	Apr. 8	DALLAS	3-0	W	39-25-11-4	18,118	
39	Dec. 29	NY RANGERS	5-4	L	14-16-7-2	18,420	80	Apr. 11	@ Vancouver	2-5	L	39-26-11-4	18,422	
40	Jan. 2	FLORIDA	3-1	W	15-16-7-2	17,006	81	Apr. 13	@ San Jose	1-3	L	39-27-11-4	17,496	
41	Jan. 5	@ NY Islanders	3-0	W	16-16-7-2	16,234	82	Apr. 14	ANAHEIM	1-0	W	40-27-11-4	18,349	

KINGS 2002-03 SEASON IN REVIEW

Record: 33-37-6-6 (78 points)
Pacific Division Finish: 3rd

General Manager: Dave Taylor
Head Coach: Andy Murray
Captain: Mattias Norstrom

SCORING												
PLAYER	GP	G	A	PTS	PIM	PLAYER	GP	G	A	PTS	PIM	
Ziggy Palffy	76	37	48	85	47	Jared Aulin	17	2	2	4	0	
Mathieu Schneider	65	14	29	43	57	Sean Avery	12	1	3	4	33	
Bryan Smolinski	58	18	20	38	18	Tomas Zizka	10	0	3	3	4	
Jaroslav Modry	82	13	25	38	68	Andreas Lilja	17	0	3	3	14	
Derek Armstrong	66	12	26	38	30	Dmitry Yushkevich	42	0	3	3	24	
Eric Belanger	62	16	19	35	26	Chris Schmidt	10	0	2	2	5	
Alexander Frolov	79	14	17	31	34	Jon Sim	14	0	2	2	19	
Jason Allison	26	6	22	28	22	Chris McAlpine	21	0	2	2	24	
Lubomir Visnovsky	57	8	16	24	28	Jerrold Smithson	22	0	2	2	21	
Ian Laperriere	73	7	12	19	122	Ryan Flinn	19	1	0	1	28	
Adam Deadmarsh	20	13	4	17	21	Jason Holland	2	0	1	1	0	
Mikko Eloranta	75	5	12	17	56	Jamie Storr	39	0	1	1	8	
Erik Rasmussen	57	4	12	16	28	Pavel Rosa	2	0	0	0	0	
Brad Chartrand	62	8	6	14	33	Maxim Kuznetsov	3	0	0	0	0	
Steve Heinze	27	5	7	12	12	Ken Belanger	4	0	0	0	17	
Joe Corvo	50	5	7	12	14	Scott Barney	5	0	0	0	0	
Craig Johnson	70	3	6	9	22	Derek Bekar	6	0	0	0	4	
Jaroslav Bednar	15	0	9	9	4	Cristobal Huot	12	0	0	0	0	
Michael Cammalleri	28	5	3	8	22	Kip Brennan	19	0	0	0	57	
Brad Norton	53	3	3	6	97	Felix Potvin	42	0	0	0	4	
Aaron Miller	49	1	5	6	24	Team PIM					50	
Mattias Norstrom	82	0	6	6	49	Team Totals	82	203	341	544	1,146	
Steve Kelly	15	2	3	5	0							

GOALTENDER	GP	MIN	GA	SO	EN	SA	S%	AVG	W-L-OT
Cristobal Huot	12	541	21	1	2	241	.913	2.33	4-4-1
Jamie Storr	39	2,027	86	3	4	904	.905	2.55	12-19-2
Felix Potvin	42	2,367	105	3	3	987	.894	2.66	17-20-3
Empty Net Goals			9			9			
Team Totals	82	4,986	221	7	9	2,141	.897	2.66	33-37-6-6

RESULTS

2	Oct. 9	PHOENIX	4-1	W	1-0-0-0	18,260	42	Jan. 9	EDMONTON	4-5	L	17-18-4-3	15,783	
3	Oct. 12	DETROIT	3-2	W	2-0-0-0	18,177	43	Jan. 11	ST. LOUIS	1-2	L	17-19-4-3	18,118	
4	Oct. 16	@ Anaheim	4-2	W	3-0-0-0	11,332	44	Jan. 13	SAN JOSE	3-2	OT	W	18-19-4-3	17,035
5	Oct. 17	COLORADO	1-4	L	3-1-0-0	18,118	45	Jan. 16	@ Edmonton	0-2	L	18-20-4-3	16,839	
6	Oct. 19	VANCOUVER	2-2	T	3-1-1-0	16,762	46	Jan. 18	@ Calgary	1-2	OT	L	18-20-4-4	16,675
7	Oct. 23	@ Detroit	3-3	T	3-1-2-0	20,058	47	Jan. 22	@ Anaheim	5-6	L	18-21-4-4	17,174	
8	Oct. 25	@ NY Rangers	6-2	W	4-1-2-0	18,200	48	Jan. 23	MINNESOTA	1-2	L	18-22-4-4	16,480	
9	Oct. 27	@ Columbus	1-5	L	4-2-2-0	17,106	49	Jan. 25	NEW JERSEY	2-1	OT	W	19-22-4-4	18,233
9	Oct. 29	@ Atlanta	4-0	W	5-2-2-0	11,440	50	Jan. 27	SAN JOSE	0-3	L	19-23-4-4	16,126	
10	Oct. 31	@ Chicago	1-2	OT	L	5-2-2-1	10,271	51	Jan. 28	@ San Jose	1-3	L	19-24-4-4	17,496
11	Nov. 1	NASHVILLE	6-5	OT	W	6-2-2-1	18,118	52	Jan. 30	OTTAWA	3-0	W	20-24-4-4	16,518
12	Nov. 4	MINNESOTA	2-5	L	6-3-2-1	15,693	53	Feb. 5	PHOENIX	4-3	W	21-24-4-4	16,649	
13	Nov. 5	@ San Jose	2-5	L	6-4-2-1	17,496	54	Feb. 7	CAROLINA	8-2	W	22-24-4-4	18,118	
14	Nov. 8	@ Ottawa	3-2	W	7-4-2-1	16,926	55	Feb. 9	@ Dallas	1-3	L	22-25-4-4	18,532	
15	Nov. 9	@ Montreal	1-3	L	7-5-2-1	21,273	56	Feb. 11	@ Nashville	3-2	W	23-25-4-4	10,334	
16	Nov. 12	@ Toronto	3-4	OT	L	7-5-2-2	19,225	57	Feb. 13	CALGARY	4-2	W	24-25-4-4	17,539
17	Nov. 14	@ Vancouver	2-3	L	7-6-2-2	18,452	58	Feb. 15	NY ISLANDERS	2-3	L	24-26-4-4	18,118	
18	Nov. 16	@ Edmonton	4-1	W	8-6-2-2	16,461	59	Feb. 17	SAN JOSE	3-2	W	25-26-4-4	16,301	
19	Nov. 19	@ Minnesota	2-2	T	8-6-3-2	18,064	60	Feb. 20	@ Philadelphia	0-5	L	25-27-4-4	19,391	
20	Nov. 21	@ St. Louis	2-3	OT	L	8-6-3-3	19,667	61	Feb. 21	@ Buffalo	4-1	W	26-27-4-4	11,866
21	Nov. 23	DALLAS	2-0	W	9-6-3-3	18,292	62	Feb. 24	@ Detroit	4-5	L	26-28-4-4	20,058	
22	Nov. 27	FLORIDA	2-5	L	9-7-3-3	16,782	63	Feb. 25	@ Pittsburgh	5-3	W	27-28-4-4	11,736	
23	Nov. 29	@ Anaheim	2-2	T	9-7-3-3	17,174	64	Feb. 27	@ Columbus	1-3	L	27-29-4-4	18,136	
24	Nov. 30	CHICAGO	4-1	W	10-7-4-3	18,118	65	Mar. 1	ATLANTA	4-1	W	28-29-4-4	18,118	
25	Dec. 5	NASHVILLE	2-3	L	10-8-4-3	18,876	66	Mar. 4	ANAHEIM	1-2	L	28-30-4-4	18,118	
26	Dec. 7	COLUMBUS	2-4	L	10-9-4-3	18,118	67	Mar. 6	EDMONTON	1-2	L	28-31-4-4	18,118	
27	Dec. 10	@ Nashville	3-0	W	11-9-4-3	10,208	68	Mar. 8	MONTREAL	2-1	W	29-31-4-4	18,118	
28	Dec. 11	@ Dallas	3-0	W	12-9-4-3	18,532	69	Mar. 10	DETROIT	2-3	L	29-32-4-4	18,344	
29	Dec. 14	PITTSBURGH	3-2	OT	W	13-9-4-3	18,184	70	Mar. 12	@ Tampa Bay	2-4	L	29-33-4-4	17,138
30	Dec. 15	@ Phoenix	1-2	L	13-10-4-3	11,819	71	Mar. 14	@ Washington	3-1	W	30-33-4-4	17,308	
31	Dec. 17	ST. LOUIS	6-2	W	14-10-4-3	15,662	72	Mar. 15	@ Carolina	0-1	L	30-33-5-4	16,017	
32	Dec. 19	ANAHEIM	5-4	W	15-10-4-3	18,118	73	Mar. 18	CALGARY	1-4	L	30-34-5-4	17,470	
33	Dec. 22	@ Chicago	1-3	L	15-11-4-3	15,588	74	Mar. 20	TAMPA BAY	2-2	T	30-34-6-5	17,569	
34	Dec. 23	@ St. Louis	0-5	L	15-12-4-3	19,993	75	Mar. 22	BOSTON	3-4	OT	L	30-34-6-5	18,118
35	Dec. 26	PHOENIX	4-3	OT	W	16-12-4-3	18,738	76	Mar. 25	COLUMBUS	1-2	L	30-35-6-5	17,493
36	Dec. 29	@ Colorado	1-6	L	16-13-4-3	18,007	77	Mar. 27	@ Colorado	0-3	L	30-36-6-5	18,007	
37	Dec. 30	CHICAGO	0-2	L	16-14-4-3	18,118	78	Mar. 29	VANCOUVER	1-5	L	30-37-6-5	18,118	
38	Jan. 2	PHILADELPHIA	1-4	L	16-15-4-3	18,118	79	Mar. 31	@ Phoenix	5-4	OT	W	31-37-6-5	11,802
39	Jan. 4	DALLAS	2-3	L	16-16-4-3	18,118	80	Apr. 2	COLORADO	5-3	W	32-37-6-5	18,393	
40	Jan. 6	@ Minnesota	3-2	W	17-16-4-3	18,568	81	Apr. 4	@ Calgary	1-2	OT	L	32-37-6-6	17,003
41	Jan. 7	@ Dallas	4-7	L	17-17-4-3	18,532	82	Apr. 6	@ Vancouver	2-0	W	33-37-6-6	18,514	

KINGS 2003-04 SEASON IN REVIEW

Record: 28-29-16-9 (81 points)
Pacific Division Finish: 3rd

General Manager: Dave Taylor
Head Coach: Andy Murray
Captain: Mattias Norstrom

SCORING										
PLAYER	GP	G	A	PTS	PIM	PLAYER	GP	G	A	PTS
Luc Robitaille	80	22	29	51	56	John Tripp	34	1	5	6
Alexander Frolov	77	24	24	48	24	Tomas Zizka	15	2	3	5
Trent Klatt	82	17	26	43	46	Dustin Brown	31	1	4	5
Ziggy Palffy	35	16	25	41	12	Jeff Cowan	13	2	1	3
Jozef Stumpel	64	8	29	37	16	Aaron Miller	35	1	2	3
Derek Armstrong	57	14	21	35	33	Martin Strbak	5	2	0	2
Eric Belanger	81	13	20	33	44	Pavel Rosa	2	1	1	2
Jaroslav Modry	79	5	27	32	44	Kip Brennan	18	1	0	1
Lubomir Visnovsky	58	8	21	29	26	Bryan Muir	2	0	1	1
Sean Avery	76	9	19	28	261	Noah Clarke	2	0	1	1
Joe Corvo	72	8	17	25	36	Denis Grebeshkov	4	0	1	1
Ian Laperriere	62	10	12	22	58	Jerred Smithson	8	0	1	1
Michael Cammalleri	31	9	6	15	20	Anson Carter	15	0	1	1
Martin Straka	32	6	8	14	4	Maxim Kuznetsov	16	0	1	1
Mattias Norstrom	74	1	13	14	44	Brad Norton	20	0	1	1
Jon Sim	48	6	7	13	27	Mathieu Chouinard	1	0	0	0
Scott Barney	19	5	6	11	4	Milan Hnilicka	2	0	0	0
Esa Pirnes	57	3	8	11	12	Steve Kelly	3	0	0	0
Nathan Dempsey	17	4	3	7	2	Cristobal Huet	41	0	0	0
Brad Chartrand	53	3	4	7	30	Roman Cechmanek	49	0	0	0
Tim Gleason	47	0	7	7	21	Team PIM				6
Jason Holland	52	3	3	6	24	Team Totals	82	205	358	563
GOALTENDER										
PLAYER	GP	MIN	GA	SO	EN	SA	S%	AVG	W-L-OT	
Mathieu Chouinard	1	3	0	0	0	2	1.000	0.00	0-0-0	
Cristobal Huet	41	2,199	89	3	7	961	.907	2.43	10-16-10	
Roman Cechmanek	49	2,701	113	5	3	1,198	.906	2.51	18-21-6	
Milan Hnilicka	2	80	5	0	0	42	.881	3.75	0-1-0	
Empty Net Goals			10			10				
Team Totals	82	5,029	217	8	10	2,213	.902	2.59	28-29-16-9	

RESULTS

1 Oct. 9 @ Detroit	2-3	L	0-1-0-0	20,066	42 Jan. 10 COLUMBUS	2-2	T	16-14-8-4	18,118
2 Oct. 10 @ Pittsburgh	3-0	W	1-1-0-0	16,986	43 Jan. 13 @ Nashville	0-0	T	16-14-9-4	10,007
3 Oct. 12 @ Chicago	4-2	W	2-1-0-0	11,947	44 Jan. 14 @ Minnesota	2-2	T	16-14-10-4	18,528
4 Oct. 15 OTTAWA	4-3	W	3-1-0-0	18,180	45 Jan. 16 @ Columbus	2-3 OT	L	16-14-10-5	17,238
5 Oct. 18 BOSTON	3-4	L	3-2-0-0	18,118	46 Jan. 18 @ Chicago	2-1	W	17-14-10-5	13,504
6 Oct. 21 PHILADELPHIA	4-0	W	4-2-0-0	16,771	47 Jan. 20 CALGARY	4-1	W	18-14-10-5	18,118
7 Oct. 23 BUFFALO	1-5	L	4-3-0-0	15,752	48 Jan. 22 DETROIT	4-5	L	18-15-10-5	18,118
8 Oct. 25 CHICAGO	2-3	L	4-4-0-0	18,118	49 Jan. 24 ANAHEIM	4-2	W	19-15-10-5	18,118
9 Oct. 30 VANCOUVER	1-3	L	4-5-0-0	16,966	50 Jan. 26 MINNESOTA	2-2	T	19-15-11-5	18,118
10 Nov. 1 PHOENIX	7-3	W	5-5-0-0	18,118	51 Jan. 28 @ Anaheim	4-3 OT	W	20-15-11-5	17,174
11 Nov. 5 @ Florida	3-2	W	6-5-0-0	13,276	52 Jan. 29 COLORADO	3-3	T	20-15-12-5	18,118
12 Nov. 6 @ Tampa Bay	1-0 OT	W	7-5-0-0	14,287	53 Jan. 31 @ Edmonton	4-3	W	21-15-12-5	16,839
13 Nov. 8 @ Carolina	2-3 OT	L	7-5-0-1	13,170	54 Feb. 3 @ Calgary	4-4	T	21-15-13-5	14,169
14 Nov. 10 @ Washington	3-2	W	8-5-0-1	11,397	55 Feb. 10 @ Minnesota	3-1	W	22-15-13-5	18,568
15 Nov. 13 TORONTO	4-4	T	8-5-1-1	17,163	56 Feb. 11 @ Columbus	2-3 OT	L	22-15-13-6	16,221
16 Nov. 15 ST. LOUIS	0-1	L	8-6-1-1	17,462	57 Feb. 13 @ Buffalo	3-8	L	22-16-13-6	18,690
17 Nov. 19 NASHVILLE	3-0	W	9-6-1-1	16,935	58 Feb. 15 @ New Jersey	2-3 OT	L	22-16-13-7	17,402
18 Nov. 21 @ Dallas	1-3	L	9-7-1-1	18,225	59 Feb. 16 @ NY Islanders	1-1	T	22-16-14-7	15,369
19 Nov. 22 @ Colorado	2-0	W	10-7-1-1	18,007	60 Feb. 18 DALLAS	3-4	L	22-17-14-7	18,118
20 Nov. 25 NEW JERSEY	0-4	L	10-8-1-1	17,067	61 Feb. 21 COLUMBUS	4-3	W	23-17-14-7	18,118
21 Nov. 27 @ Phoenix	4-6	L	10-9-1-1	13,751	62 Feb. 23 NASHVILLE	3-0	W	24-17-14-7	17,612
22 Nov. 29 CHICAGO	3-1	W	11-9-1-1	18,118	63 Feb. 25 @ Dallas	1-1	T	24-17-15-7	18,011
23 Nov. 30 @ Dallas	2-1	W	12-9-1-1	18,198	64 Feb. 28 ANAHEIM	2-1	W	25-17-15-7	18,207
24 Dec. 2 @ St. Louis	1-4	L	12-10-1-1	15,632	65 Feb. 29 @ Anaheim	3-6	L	25-18-15-7	17,146
25 Dec. 4 DALLAS	3-0	W	13-10-1-1	17,499	66 Mar. 4 MINNESOTA	1-1	T	25-18-16-7	18,118
26 Dec. 6 WASHINGTON	7-3	W	14-10-1-1	18,118	67 Mar. 6 MONTREAL	2-4	L	25-19-16-7	18,258
27 Dec. 8 @ Detroit	2-3 OT	L	14-10-1-2	20,066	68 Mar. 9 @ PHOENIX	3-2	W	26-19-16-7	18,118
28 Dec. 10 @ Atlanta	3-4 OT	L	14-10-1-3	11,059	69 Mar. 10 @ Phoenix	3-1	W	27-19-16-7	13,809
29 Dec. 11 @ Nashville	4-1	W	15-10-1-3	10,076	70 Mar. 13 @ San Jose	1-3	L	27-20-16-7	17,496
30 Dec. 13 @ St. Louis	1-2	L	15-11-1-3	17,837	71 Mar. 14 ANAHEIM	5-1	W	28-20-16-7	18,118
31 Dec. 16 EDMONTON	4-2	W	16-11-1-3	18,118	72 Mar. 16 ST. LOUIS	3-5	L	28-21-16-7	18,118
32 Dec. 18 PHOENIX	4-4	T	16-11-2-3	17,716	73 Mar. 18 SAN JOSE	3-5	L	28-22-16-7	18,118
33 Dec. 20 COLORADO	3-3	T	16-11-3-3	18,118	74 Mar. 20 DETROIT	2-4	L	28-23-16-7	18,118
34 Dec. 22 @ Vancouver	4-4	T	16-11-4-3	18,630	75 Mar. 22 EDMONTON	1-2	L	28-24-16-7	18,118
35 Dec. 26 @ San Jose	0-5	L	16-12-4-3	17,496	76 Mar. 24 @ Vancouver	0-1	L	28-25-16-7	18,630
36 Dec. 27 SAN JOSE	4-4	T	16-12-5-3	18,743	77 Mar. 26 @ Edmonton	1-3	L	28-26-16-7	16,839
37 Dec. 30 NY RANGERS	2-3 OT	L	16-12-5-4	18,542	78 Mar. 27 @ Calgary	2-3 OT	L	28-26-16-8	18,419
38 Dec. 31 @ Phoenix	0-4	L	16-13-5-4	18,106	79 Mar. 29 @ Colorado	1-2	L	28-27-16-8	18,007
39 Jan. 3 DALLAS	2-2	T	16-13-6-4	18,118	80 Mar. 31 SAN JOSE	0-3	L	28-28-16-8	18,118
40 Jan. 7 @ Anaheim	4-4	T	16-13-7-4	17,174	81 Apr. 2 CALGARY	2-3	L	28-29-16-8	18,247
41 Jan. 8 VANCOUVER	1-3	L	16-14-7-4	16,938	82 Apr. 4 @ San Jose	3-4 OT	L	28-29-16-9	17,496

KINGS 2005-06 SEASON IN REVIEW

Record: 42-35-5 (89 points)
Pacific Division Finish: 4th

General Manager: Dave Taylor
Head Coach: Andy Murray (37-28-5)/
 John Torchetti (5-7-0)
Captain: Mattias Norstrom

SCORING										
PLAYER	GP	G	A	PTS	PIM	PLAYER	GP	G	A	PTS
Lubomir Visnovsky	80	17	50	67	50	Aaron Miller	56	0	8	8
Craig Conroy	78	22	44	66	78	Jeff Giuliano	48	3	4	7
Pavel Demitra	58	25	37	62	42	George Parros	55	2	3	5
Michael Cammalleri	80	26	29	55	50	Mathieu Garon	63	0	3	3
Alexander Frolov	69	21	33	54	40	Denis Grebeshkov	8	0	2	2
Derek Armstrong	62	13	28	41	46	Petr Kanko	10	1	0	1
Joe Corvo	81	14	26	40	38	Konstantin Pushkarev	1	0	1	1
Sean Avery	75	15	24	39	257	Brent Sopel	11	0	1	1
Eric Belanger	65	17	20	37	62	Matt Ryan	12	0	1	1
Dustin Brown	79	14	14	28	80	Jason LaBarbera	29	0	1	1
Mattias Norstrom	77	4	23	27	58	Adam Hauser	1	0	0	0
Luc Robitaille	65	15	9	24	52	Ryan Flinn	2	0	0	0
Jeremy Roenick	58	9	13	22	36	Connor James	2	0	0	0
Tom Kostopoulos	76	8	14	22	100	Richard Petiot	2	0	0	0
Tim Gleason	78	2	19	21	77	Jeff Tambellini	4	0	0	0
Nathan Dempsey	53	2	11	13	48	Ken Belanger	5	0	0	0
Jeff Cowan	46	8	1	9	73	Noah Clarke	5	0	0	0
Mike Weaver	53	0	9	9	14	Shootout Goals/Team PIM				6
Mark Parrish	19	5	3	8	4	Team Totals	82	249	431	680
GOALTENDER										
PLAYER	GP	MIN	GA	SO	EN	SA	S%	AVG	W-L-OT	
Jason LaBarbera	29	1,433	69	1	5	688	.900	2.89	11-9-2	
Mathieu Garon	63	3,446	185	4	4	1,738	.894	3.22	31-26-3	
Adam Hauser	1	51	6	0	0	24	.750	7.06	0-0-0	
Empty Net Goals			9			9				
Shootout Goals Allowed			1							
Team Totals	82	4,975	270	5	9	2,459	.891	3.24	42-35-5	

RESULTS

2	Oct. 5	@	Dallas	4-5	L	0-1-0	18,532	42	Jan. 2	DALLAS	3-2	W*	26-14-2	18,118+
2	Oct. 6		PHOENIX	3-2	W	1-1-0	18,118+	43	Jan. 5	PHOENIX	4-0	W	27-14-2	18,118+
3	Oct. 9		MINNESOTA	2-1	W*	2-1-0	17,725	44	Jan. 7	@ San Jose	2-3	L	27-15-2	17,496
4	Oct. 11		EDMONTON	3-1	W	1-1-0	16,394	45	Jan. 9	@ Anaheim	2-6	L	27-16-2	17,174
5	Oct. 13		DETROIT	2-5	L	3-2-0	18,118+	46	Jan. 12	@ Boston	6-0	W	28-16-2	13,766
6	Oct. 16		COLUMBUS	3-1	W	4-2-0	17,156	47	Jan. 14	@ Buffalo	1-10	L	28-17-2	18,690
7	Oct. 19	@	Colorado	5-4	W	5-2-0	18,007	48	Jan. 17	TAMPA BAY	1-4	L	28-18-2	17,017
8	Oct. 20	@	Dallas	7-2	W	6-2-0	16,624	49	Jan. 19	ATLANTA	8-6	W	29-18-2	18,118+
9	Oct. 23		CALGARY	2-3	L	6-3-0	18,118+	50	Jan. 21	SAN JOSE	3-4	O*	29-18-3	18,118+
10	Oct. 25		ANAHEIM	3-1	W	7-3-0	18,118+	51	Jan. 23	ANAHEIM	3-2	W**	30-18-3	18,118+
11	Oct. 28		SAN JOSE	4-5	L	7-4-0	18,118+	52	Jan. 24	@ San Jose	1-4	L	30-19-3	16,166
12	Oct. 29		ST. LOUIS	5-2	W	8-4-0	17,506	53	Jan. 26	EDMONTON	3-5	L	30-20-3	18,118+
13	Nov. 2	@	Dallas	6-3	W	9-4-0	15,732	54	Jan. 28	ANAHEIM	2-6	L	30-21-3	18,118+
14	Nov. 3	@	Phoenix	0-4	L	9-5-0	14,626	55	Jan. 30	@ Anaheim	3-4	O*	30-21-4	17,174
15	Nov. 5		NASHVILLE	3-2	W**	10-5-0	17,556	56	Feb. 2	@ Phoenix	1-2	O**	30-21-5	14,372
16	Nov. 9	@	Detroit	4-5	O*	10-5-1	20,066	57	Feb. 7	@ Minnesota	1-5	L	30-22-5	18,568
17	Nov. 11	@	Chicago	4-2	W	11-5-1	18,376	58	Feb. 8	@ Columbus	4-7	L	30-23-5	16,162
18	Nov. 13	@	Columbus	8-2	W	12-5-1	16,174	59	Feb. 11	CHICAGO	5-4	W*	31-23-5	18,118+
19	Nov. 15	@	Nashville	2-3	L	12-6-1	10,779	60	Feb. 12	DALLAS	6-5	W	32-23-5	18,118+
20	Nov. 17		VANCOUVER	5-4	W	13-6-1	18,118+	61	Mar. 2	MINNESOTA	3-2	W	33-23-5	18,118+
21	Nov. 19		COLORADO	4-3	W	14-6-1	18,118+	62	Mar. 4	COLUMBUS	3-2	W	34-23-5	17,238
22	Nov. 22	@	St. Louis	6-3	W	15-6-1	14,306	63	Mar. 7	@ Minnesota	3-2	W*	35-23-5	18,568
23	Nov. 24	@	Nashville	3-4	L	15-7-1	16,810	64	Mar. 9	@ Detroit	3-7	L	35-24-5	20,066
24	Nov. 26		CHICAGO	3-2	W	16-7-1	18,118+	65	Mar. 11	@ St. Louis	2-1	W**	36-24-5	15,296
25	Nov. 28		DETROIT	2-5	L	16-8-1	18,118+	66	Mar. 13	@ San Jose	3-4	L	36-25-5	15,684
26	Nov. 30	@	Chicago	2-3	L	16-9-1	14,833	67	Mar. 14	PHOENIX	2-6	L	36-26-5	18,118+
27	Dec. 2	@	Ottawa	1-5	L	16-10-1	19,671	68	Mar. 16	DALLAS	1-4	L	36-27-5	18,017
28	Dec. 3	@	Montreal	2-3	L	16-11-1	21,273	69	Mar. 18	ST. LOUIS	3-1	W	37-27-5	18,118+
29	Dec. 6	@	Toronto	2-1	W	17-11-1	19,403	70	Mar. 20	COLORADO	0-5	L	37-28-5	18,118+
30	Dec. 8		CAROLINA	2-3	L	17-12-1	17,010	71	Mar. 25	NASHVILLE	6-4	W	38-28-5	18,118+
31	Dec. 10		FLORIDA	3-1	W	18-12-1	16,827	72	Mar. 27	@ Vancouver	4-7	L	38-29-5	18,630
32	Dec. 14		WASHINGTON	2-3	L	18-13-1	17,217	73	Mar. 29	@ Calgary	1-2	L	38-30-5	19,289
33	Dec. 16	@	Anaheim	4-3	W**	19-13-1	17,174	74	Mar. 30	@ Edmonton	0-4	L	38-31-5	16,839
34	Dec. 17		PHOENIX	4-1	W	20-13-1	18,118+	75	Apr. 1	DALLAS	1-0	W	39-31-5	18,118+
35	Dec. 19	@	Vancouver	4-3	W**	21-13-1	18,630	76	Apr. 3	VANCOUVER	1-0	W	40-31-5	17,196
36	Dec. 21	@	Calgary	5-2	W	22-13-1	19,289	77	Apr. 4	@ Anaheim	2-6	L	40-32-5	17,174
37	Dec. 23	@	Edmonton	3-5	L	22-14-1	16,839	78	Apr. 6	SAN JOSE	0-5	L	40-33-5	18,118+
38	Dec. 26		SAN JOSE	4-3	W	23-14-1	18,118+	79	Apr. 8	ANAHEIM	2-4	L	40-34-5	17,242
39	Dec. 28	@	Colorado	5-3	W	24-14-1	18,007	80	Apr. 13	@ Phoenix	0-3	L	40-35-5	17,368
40	Dec. 29	@	Phoenix	5-6	O*	24-14-2	17,799	81	Apr. 15	CALGARY	2-1	W**	41-35-5	18,118+
41	Dec. 31	@	Dallas	3-2	W	25-14-2	18,584	82	Apr. 17	@ San Jose	4-0	W	42-35-5	17,496

KINGS 2006-07 SEASON IN REVIEW

Record: 27-41-14 (68 points)
Pacific Division Finish: 4th

General Manager: Dean Lombardi
Head Coach: Marc Crawford
Captain: Mattias Norstrom

SCORING										
PLAYER	GP	G	A	PTS	PIM	PLAYER	GP	G	A	PTS
Michael Cammalleri	81	34	46	80	48	Konstantin Pushkarev	16	2	2	4
Alexander Frolov	82	35	36	71	34	Oleg Tverdokovsky	26	0	4	4
Anze Kopitar	72	20	41	61	24	John Zeiler	23	1	2	3
Lubomir Visnovsky	69	18	40	58	26	Noah Clarke	13	2	0	2
Dustin Brown	61	17	39	44	54	Peter Harrold	12	0	2	2
Derek Armstrong	67	11	33	44	62	Marty Murray	19	0	2	2
Rob Blake	72	14	20	34	82	Jeff Cowan	21	0	2	2
Sean Avery	55	10	18	28	116	Alyn McCauley	10	1	0	1
Brent Sopel	44	4	19	23	14	Jason Ward	7	0	1	1
Tom Kostopoulos	76	7	15	22	73	Sean Burke	23	0	1	1
Brian Willisie	81	11	10	21	49	Dan Cloutier	24	0	1	1
Patrick O'Sullivan	44	5	14	19	14	Mathieu Garon	32	0	1	1
Craig Conroy	52	5	11	16	38	Shay Stephenson	2	0	0	0
Scott Thornton	58	7	6	13	85	Yutaka Fukufuji	4	0	0	0
Kevin Dallman	53	1	9	10	12	Lauri Tukonen	4	0	0	0
Jamie Lundmark	29	7	2	9	25	Tim Jackman	5	0	0	0
Mike Weaver	39	3	6	9	16	Joe Piskula	5	0	0	0
Mattias Norstrom	62	2	7	9	40	Gabe Gauthier	5	0	0	0
Raitis Ivanans	66	4	4	8	140	Jack Johnson	5	0	0	0
Jamie Heward	19	2	6	8	20	Barry Brust	11	0	0	0
Jaroslav Modry	19	0	8	8	22	Shootout Goals/Team PIM	4			24
Aaron Miller	82	0	8	8	60	Team Totals	82	227	406	633
GOALTENDER										
PLAYER	GP	MIN	GA	SO	EN	SA	S%	AVG	W-L-OT	
Mathieu Garon	32	1,779	79	2	3	849	.907	2.66	13-10-6	
Sean Burke	23	1,310	68	1	2	687	.901	3.11	6-10-5	
Barry Brust	11	486	30	0	2	245	.878	3.70	2-4-1	
Dan Cloutier	24	1,281	85	0	1	608	.860	3.98	6-14-2	
Yutaka Fukufuji	4	96	7	0	0	43	.837	4.38	0-3-0	
Empty Net Goals			8			8				
Shootout Goals Allowed			6							
Team Totals	82	4,992	283	3	8	2,440	.886	3.33	27-41-14	

RESULTS

1 Oct. 6 @ Anaheim	3-4	L	0-10	17,174	42 Jan. 3 COLUMBUS	3-0	W	15-22-5	16,451
2 Oct. 7 ST. LOUIS	4-1	W	1-10	18,118+	43 Jan. 6 DETROIT	4-2	W	16-22-5	18,118+
3 Oct. 10 NY ISLANDERS	4-2	W	2-10	14,394	44 Jan. 8 EDMONTON	1-2	O*	16-22-6	16,224
4 Oct. 12 DALLAS	1-4	L	2-20	14,167	45 Jan. 11 SAN JOSE	2-5	L	16-23-6	17,054
5 Oct. 14 DALLAS	1-4	L	2-30	17,052	46 Jan. 13 @ St. Louis	5-6	L	16-24-6	17,868
6 Oct. 16 DETROIT	1-3	L	2-40	17,417	47 Jan. 15 @ Dallas	1-3	L	16-25-6	17,992
7 Oct. 18 MINNESOTA	1-2	O*	2-41	14,617	48 Jan. 16 @ Atlanta	2-6	L	16-26-6	13,205
8 Oct. 19 @ Phoenix	4-0	W	3-41	12,714	49 Jan. 18 ST. LOUIS	1-3	L	16-27-6	16,544
9 Oct. 22 ANAHEIM	2-3	O**	3-42	18,118+	50 Jan. 20 PHOENIX	2-3	L	16-28-6	18,346+
10 Oct. 23 @ Colorado	1-6	L	3-52	17,284	51 Jan. 26 @ Vancouver	3-2	W*	17-28-6	18,630
11 Oct. 25 @ Minnesota	1-3	L	3-62	18,568	52 Jan. 27 @ Edmonton	3-4	L	17-29-6	16,839
12 Oct. 27 @ Columbus	0-2	L	3-72	16,087	53 Jan. 30 @ Calgary	1-4	L	17-30-6	19,289
13 Oct. 28 @ Dallas	2-3	L	3-82	17,711	54 Feb. 1 CHICAGO	2-3	O*	17-30-7	16,958
14 Oct. 30 NY RANGERS	4-1	W	4-82	17,236	55 Feb. 3 @ Florida	7-0	W	18-30-7	15,108
15 Nov. 1 PITTSBURGH	3-4	O*	4-83	18,118+	56 Feb. 6 @ Tampa Bay	2-3	O**	18-30-8	18,273
16 Nov. 4 @ Phoenix	4-6	L	4-93	14,631	57 Feb. 8 @ Washington	3-4	O*	18-30-9	15,527
17 Nov. 7 @ Colorado	6-5	W	5-93	17,196	58 Feb. 10 @ Nashville	4-1	W	19-30-9	17,113
18 Nov. 9 @ SAN JOSE	3-7	L	5-103	16,618	59 Feb. 13 @ Carolina	1-2	L	19-31-9	15,765
19 Nov. 11 MINNESOTA	2-3	O**	5-104	17,479	60 Feb. 17 ANAHEIM	2-3	O**	19-31-10	18,118+
20 Nov. 13 SAN JOSE	4-2	W	6-104	16,667	61 Feb. 18 @ Anaheim	4-3	W**	20-31-10	17,363
21 Nov. 16 PHILADELPHIA	3-4	L	6-114	16,446	62 Feb. 22 VANCOUVER	2-3	L	20-32-10	17,737
22 Nov. 18 PHOENIX	5-3	W	7-114	14,487	63 Feb. 24 COLORADO	6-5	W**	21-32-10	18,118+
23 Nov. 22 @ San Jose	3-6	L	7-124	17,496	64 Mar. 1 ANAHEIM	4-3	W*	22-32-10	17,620
24 Nov. 24 @ Dallas	3-5	L	7-134	18,532	65 Mar. 3 NASHVILLE	3-6	L	22-33-10	16,854
25 Nov. 25 CALGARY	3-1	W	8-134	17,043	66 Mar. 6 @ Chicago	0-3	L	22-34-10	9,118
26 Nov. 27 NEW JERSEY	3-2	W**	9-134	16,223	67 Mar. 7 @ Columbus	2-3	O*	22-34-11	15,154
27 Nov. 30 @ Phoenix	4-7	L	9-144	11,526	68 Mar. 9 @ Detroit	2-3	O*	22-34-12	20,066
28 Dec. 2 ANAHEIM	3-4	L	9-154	16,141	69 Mar. 11 @ Dallas	3-4	O*	22-34-13	17,478
29 Dec. 3 @ Anaheim	3-2	W	10-154	17,174	70 Mar. 12 EDMONTON	5-1	W	23-34-13	16,954
30 Dec. 7 NASHVILLE	1-4	L	10-164	15,119	71 Mar. 15 CHICAGO	3-4	O**	23-34-14	16,110
31 Dec. 9 COLORADO	5-4	W	11-164	17,079	72 Mar. 17 COLUMBUS	5-3	W	24-34-14	17,197
32 Dec. 12 SAN JOSE	1-3	L	11-174	15,204	73 Mar. 18 @ Anaheim	5-3	W	25-34-14	17,174
33 Dec. 14 @ San Jose	4-2	W	12-174	17,496	74 Mar. 21 DALLAS	2-4	L	25-35-14	17,838
34 Dec. 16 DALLAS	3-4	O**	12-175	15,846	75 Mar. 23 @ Chicago	2-1	W	26-35-14	13,133
35 Dec. 19 CALGARY	3-5	L	12-185	17,247	76 Mar. 24 @ Minnesota	1-4	L	26-36-14	18,568
36 Dec. 21 @ St. Louis	2-5	L	12-195	10,390	77 Mar. 27 @ San Jose	1-3	L	26-37-14	17,496
37 Dec. 23 @ Nashville	0-7	L	12-205	14,739	78 Mar. 29 VANCOUVER	2-4	L	26-38-14	17,916
38 Dec. 26 PHOENIX	4-3	W**	13-205	18,118+	79 Apr. 1 @ San Jose	2-6	L	26-39-14	17,496
39 Dec. 28 @ Edmonton	7-4	W	14-205	16,839	80 Apr. 3 @ Vancouver	2-4	L	26-40-14	18,630
40 Dec. 29 @ Calgary	4-6	L	14-215	19,289	81 Apr. 5 @ Phoenix	2-3	L	26-41-14	15,965
41 Dec. 31 @ Detroit	2-6	L	14-225	20,066	82 Apr. 7 PHOENIX	3-2	W	27-41-14	18,118+

*overtime **shootout +home sellout

2007-08 KINGS SEASON IN REVIEW

Record: 32-43-7 (71 points)
Pacific Division Finish: 5th

General Manager: Dean Lombardi
Head Coach: Marc Crawford
Captain: Rob Blake

SCORING										
PLAYER	GP	G	A	PTS	PIM	PLAYER	GP	G	A	PTS
Anze Kopitar	82	32	45	77	22	Jeff Giuliano	53	0	6	6
Alexander Frolov	71	23	44	67	22	Brian Boyle	8	4	1	5
Dustin Brown	78	33	27	60	55	Peter Harrold	25	2	3	5
Patrick O'Sullivan	82	22	31	53	36	Teddy Purcell	10	1	2	3
Michael Cammalleri	63	19	28	47	30	Matt Ellis	19	1	1	2
Lubomir Visnovsky	82	8	33	41	34	Brady Murray	4	1	0	1
Derek Armstrong	77	8	27	35	63	John Zeiler	36	0	1	1
Rob Blake	71	9	22	31	98	Lauri Tukonen	1	0	0	0
Ladislav Nagy	38	9	17	26	18	Daniel Taylor	1	0	0	0
Tom Preissing	82	7	16	24	16	Gabe Gauthier	3	0	0	0
Michal Handzus	82	7	14	21	45	Jonathan Quick	3	0	0	0
Brad Stuart	63	5	16	21	67	Jonathan Bernier	4	0	0	0
Kyle Calder	65	7	13	20	18	Dan Cloutier	9	0	0	0
Brian Willisie	53	4	8	12	30	Erik Erberg	14	0	0	0
Jack Johnson	74	3	8	11	76	Jean-Sebastien Aubin	19	0	0	0
Matt Moulson	22	5	4	9	4	Jon Klemm	22	0	0	0
Raitis Ivanans	73	6	2	8	134	Jason LaBarbera	45	0	0	0
Scott Thornton	47	5	3	8	39	Shootout Goals/Team PIM	5			24
Kevin Dallman	34	3	4	7	4	Team Totals	82	231	381	612
Jaroslav Modry	61	1	5	6	42					954
GOALTENDER										
PLAYER	GP	MIN	GA	SO	EN	SA	S%	AVG	W-L-OT	
Erik Erberg	14	799	33	2	1	452	.927	2.48	6-5-3	
Jason LaBarbera	45	2,421	121	1	3	1,341	.910	3.00	17-23-2	
Jean-Sebastien Aubin	19	828	44	0	3	385	.886	3.19	5-6-1	
Dan Cloutier	9	489	28	0	1	287	.887	3.44	2-4-1	
Jonathan Quick	3	141	9	0	0	62	.855	3.83	1-2-0	
Jonathan Bernier	4	238	16	0	2	118	.864	4.03	1-3-0	
Daniel Taylor	1	20	2	0	0	10	.800	6.00	0-0-0	
Empty Net Goals			10			10				
Shootout Goals Allowed			3							
Team Totals	82	4,977	266	3	10	2,625	.900	3.17	32-43-7	

RESULTS

2	Sept. 29	ANAHEIM^	4-1	W	1-0-0	17,551	42	Jan. 3	COLUMBUS	3-4	L	15-25-2	14,173
2	Sept. 30	@ Anaheim^	1-4	L	1-1-0	17,300	43	Jan. 5	CALGARY	4-6	L	15-26-2	18,118+
3	Oct. 6	ST. LOUIS	3-5	L	1-2-0	18,118+	44	Jan. 8	NASHVILLE	0-7	L	15-27-2	14,751
4	Oct. 10	@ Dallas	1-5	L	1-3-0	16,129	45	Jan. 10	TORONTO	5-2	W	16-27-2	18,118+
5	Oct. 12	BOSTON	6-8	L	1-4-0	17,064	46	Jan. 12	DALLAS	4-3	W**	17-27-2	16,916
6	Oct. 14	DETROIT	1-4	L	1-5-0	17,215	47	Jan. 15	@ Edmonton	3-1	W	18-27-2	16,839
7	Oct. 16	MINNESOTA	4-3	W**	2-5-0	14,239	48	Jan. 18	@ Calgary	1-6	L	18-28-2	19,289
8	Oct. 18	@ Calgary	3-4	L	2-6-0	19,289	49	Jan. 19	@ Vancouver	4-3	W	19-28-2	18,630
9	Oct. 19	@ Vancouver	4-2	W	3-6-0	18,630	50	Jan. 22	DETROIT	0-3	L	19-29-2	18,118+
10	Oct. 23	NASHVILLE	6-0	W	4-6-0	14,026	51	Jan. 24	ANAHEIM	3-1	W	20-29-2	18,118+
11	Oct. 25	DALLAS	2-1	W	5-6-0	14,559	52	Jan. 29	@ Philadelphia	3-3	O*	20-29-3	19,127
12	Oct. 27	EDMONTON	4-1	W	6-6-0	16,173	53	Jan. 31	@ NY Islanders	3-1	W	21-29-3	10,148
13	Oct. 31	COLUMBUS	1-4	L	6-7-0	11,491	54	Feb. 2	@ New Jersey	3-6	L	21-30-3	15,279
14	Nov. 2	@ San Jose	5-2	W	7-7-0	17,496	55	Feb. 5	@ NY Rangers	4-2	W	22-30-3	18,200
15	Nov. 3	SAN JOSE	1-3	L	7-8-0	18,118+	56	Feb. 7	@ Detroit	5-3	W	23-30-3	18,852
16	Nov. 10	DALLAS	6-5	W*	8-8-0	18,118+	57	Feb. 9	@ Pittsburgh	2-4	L	23-31-3	17,034
17	Nov. 13	@ Anaheim	3-4	O**	8-8-1	17,174	58	Feb. 10	@ Columbus	3-2	W**	24-31-3	15,823
18	Nov. 15	ANAHEIM	3-6	L	8-9-1	18,118+	59	Feb. 12	@ St. Louis	2-4	L	24-32-3	15,688
19	Nov. 17	PHOENIX	1-1	L	8-10-1	15,659	60	Feb. 15	CALGARY	6-3	W	25-32-3	18,118+
20	Nov. 19	@ Dallas	0-3	L	8-11-1	17,208	61	Feb. 16	@ Phoenix	3-4	L	25-33-3	17,997
21	Nov. 21	@ Phoenix	1-4	L	8-12-1	12,161	62	Feb. 18	PHOENIX	4-1	L	25-34-3	17,997
22	Nov. 24	@ San Jose	2-1	W	9-12-1	17,496	63	Feb. 21	ST. LOUIS	3-1	W	26-34-3	13,132
23	Nov. 25	@ Anaheim	2-3	L	9-13-1	17,174	64	Feb. 23	CHICAGO	5-6	O*	26-34-4	18,118+
24	Nov. 26	@ Dallas	2-3	W**	10-13-1	17,496	65	Feb. 28	EDMONTON	4-5	L	26-35-4	16,839
25	Dec. 1	COLORADO	2-5	L	10-14-1	17,297	66	Mar. 1	@ Colorado	2-5	L	26-36-4	18,007
26	Dec. 3	EDMONTON	3-4	O**	10-14-2	14,193	67	Mar. 2	@ Minnesota	1-2	O*	26-36-5	18,568
27	Dec. 5	@ Phoenix	1-4	L	10-15-2	11,401	68	Mar. 6	@ St. Louis	2-3	L	26-37-5	14,973
28	Dec. 6	BUFFALO	8-2	W	11-15-2	15,980	69	Mar. 6	OTTAWA	2-0	W	27-37-5	17,580
29	Dec. 8	PHOENIX	2-4	L	11-16-2	16,053	70	Mar. 8	MONTREAL	2-5	L	27-38-5	18,118+
30	Dec. 10	VANCOUVER	4-2	W	12-16-2	15,087	71	Mar. 10	VANCOUVER	1-2	O*	27-38-6	14,653
31	Dec. 12	@ Chicago	3-6	L	12-17-2	12,534	72	Mar. 13	@ Nashville	4-1	W	28-38-6	15,853
32	Dec. 13	@ Dallas	1-4	L	12-18-2	17,913	73	Mar. 15	@ Minnesota	0-2	L	28-39-6	18,568
33	Dec. 15	MINNESOTA	1-2	L	12-19-2	16,648	74	Mar. 18	SAN JOSE	1-2	L	28-40-6	16,784
34	Dec. 17	COLORADO	2-4	L	12-20-2	16,647	75	Mar. 20	@ Phoenix	6-5	W**	29-40-6	14,852
35	Dec. 19	@ Detroit	2-6	L	12-21-2	19,516	76	Mar. 22	@ Dallas	4-2	W	30-40-6	18,532
36	Dec. 21	@ Columbus	1-2	L	12-22-2	14,034	77	Mar. 22	@ Anaheim	3-2	O**	31-40-6	18,118+
37	Dec. 22	@ Nashville	3-4	L	12-23-2	16,998	78	Mar. 27	PHOENIX	4-0	W	31-40-7	17,331
38	Dec. 22	SAN JOSE	1-2	L	12-24-2	18,118+	79	Mar. 29	DALLAS	2-7	L	31-41-7	17,849
39	Dec. 29	@ Colorado	3-1	W	13-24-2	17,256	80	Apr. 1	@ San Jose	2-5	L	31-42-7	17,496
40	Dec. 30	@ Chicago	3-2	W*	14-24-2	21,715	81	Apr. 3	SAN JOSE	4-2	W	32-42-7	17,759
41	Jan. 1	CHICAGO	9-2	W	15-24-2	16,916	82	Apr. 5	ANAHEIM	3-4	L	32-43-7	18,118+

KINGS 2008-09 SEASON IN REVIEW

Record: 34-37-11 (79 points)
Pacific Division Finish: 5th

General Manager: Dean Lombardi
Head Coach: Terry Murray
Captain: Dustin Brown

SCORING											
PLAYER	GP	G	A	PTS	PIM	PLAYER	GP	G	A	PTS	PIM
Anze Kopitar	82	27	39	66	32	Tom Preissing	22	3	4	7	6
Alexander Frolov	77	32	27	59	30	Brian Boyle	28	4	1	5	42
Dustin Brown	80	24	29	53	64	Brad Richardson	31	0	5	5	11
Michal Handzus	82	18	24	42	32	Denis Gauthier	65	2	2	4	90
Jarret Stoll	74	18	23	41	68	Justin Williams	12	1	3	4	8
Kyle Quincey	72	4	34	38	63	Trevor Lewis	6	1	2	3	0
Patrick O'Sullivan	62	14	23	37	16	Davis Drewiske	17	0	3	3	18
Kyle Calder	74	8	19	27	41	Raitis Ivanans	76	2	0	2	145
Drew Doughty	81	6	21	27	56	Matt Moulson	7	1	0	1	2
Wayne Simmonds	82	9	14	23	73	John Zeiler	27	0	1	1	42
Teddy Purcell	40	4	12	16	4	Jonathan Quick	44	0	1	1	0
Oscar Moller	40	7	8	15	16	Kevin Westgarth	9	0	0	0	9
Matt Greene	82	2	12	14	111	Jason LaBarbera	19	0	0	0	2
Peter Harrold	69	4	8	12	28	Erik Ernsberg	28	0	0	0	2
Sean O'Donnell	82	0	12	12	71	Shootout Goals/Team PIM		5			5 16
Jack Johnson	41	6	5	11	46	Team Totals	82	207	336	543	1,207
Derek Armstrong	56	5	4	9	63						

GOALTENDER	GP	MIN	GA	SO	EN	SA	S%	AVG	W-L-OT
Jonathan Quick	44	2,495	103	4	6	1,200	.914	2.48	21-18-2
Erik Ernsberg	28	1,477	65	0	4	651	.900	2.64	8-11-5
Jason LaBarbera	19	995	47	2	1	439	.893	2.83	5-8-4
Empty Net Goals			11			11			
Shootout Goals Allowed			8						
Team Totals	82	5,002	234	6	11	2,301	.902	2.71	34-37-11

GOALTENDER

GOALTENDER	GP	MIN	GA	SO	EN	SA	S%	AVG	W-L-OT
Jonathan Quick	44	2,495	103	4	6	1,200	.914	2.48	21-18-2
Erik Ernsberg	28	1,477	65	0	4	651	.900	2.64	8-11-5
Jason LaBarbera	19	995	47	2	1	439	.893	2.83	5-8-4
Empty Net Goals			11			11			
Shootout Goals Allowed			8						
Team Totals	82	5,002	234	6	11	2,301	.902	2.71	34-37-11

*overtime **shootout +home sellout

KINGS 2009-10 SEASON IN REVIEW

Record: 46-27-9 (101 points)
Pacific Division Finish: 3rd

General Manager: Dean Lombardi
Head Coach: Terry Murray
Captain: Dustin Brown

SCORING											
PLAYER	GP	G	A	PTS	PIM	PLAYER	GP	G	A	PTS	PIM
Anze Kopitar	82	34	47	81	16	Teddy Purcell	41	3	3	6	4
Drew Doughty	82	16	43	59	54	Fredrik Modin	20	3	2	5	14
Dustin Brown	82	24	32	56	41	Peter Harrold	39	1	2	3	8
Ryan Smyth	67	22	31	53	42	Brandon Segal	25	1	1	2	20
Alexander Frolov	81	19	32	51	26	Rich Clune	14	0	2	2	26
Jarret Stoll	73	16	31	47	40	Jeff Halpern	16	0	2	2	12
Michal Handzus	81	20	22	42	38	Corey Elkins	3	1	0	1	0
Wayne Simmonds	78	16	24	40	116	Jonathan Bernier	3	0	1	1	0
Jack Johnson	80	8	28	36	48	Jonathan Quick	72	0	1	1	2
Justin Williams	49	10	19	29	39	Marc-Andre Cliche	1	0	0	0	0
Brad Richardson	81	11	16	27	37	Andrei Loktionov	1	0	0	0	0
Scott Parse	59	11	13	24	22	Brayden Schenn	1	0	0	0	0
Randy Jones	48	5	16	21	28	Alec Martinez	4	0	0	0	2
Sean O'Donnell	78	3	12	15	70	Trevor Lewis	5	0	0	0	0
Rob Scuderi	73	0	11	11	21	Erik Ernsberg	11	0	0	0	0
Matt Greene	75	2	7	9	83	Raitis Ivanans	61	0	0	0	136
Sean O'Donnell	82	0	12	12	71	Shootout Goals/Team PIM	10			10	16
Davis Drewiske	42	1	7	8	14	Team Totals	82	241	408	649	979
Oscar Moller	34	4	3	7	4						

GOALTENDER	GP	MIN	GA	SO	EN	SA	S%	AVG	W-L-OT
Jonathan Bernier	3	185	4	1	0	94	.957	1.30	3-0-0
Erik Ernsberg	11	551	22	0	0	234	.906	2.40	4-3-2
Jonathan Quick	72	4,258	180	4	5	1,927	.907	2.54	39-24-7
Empty Net Goals			5			5			
Shootout Goals Allowed			8						
Team Totals	82	5,020	219	5	5	2,260	.907	2.52	46-27-9

GOALTENDER

GOALTENDER	GP	MIN	GA	SO	EN	SA	S%	AVG	W-L-OT
Jonathan Bernier	3	185	4	1	0	94	.957	1.30	3-0-0
Erik Ernsberg	11	551	22	0	0	234	.906	2.40	4-3-2
Jonathan Quick	72	4,258	180	4	5	1,927	.907	2.54	39-24-7
Empty Net Goals			5			5			
Shootout Goals Allowed			8						
Team Totals	82	5,020	219	5	5	2,260	.907	2.52	46-27-9

*overtime **shootout +home sellout

KINGS 2010-11 SEASON IN REVIEW

Record: 46-30-6 (98 points)
Pacific Division Finish: 4th

General Manager: Dean Lombardi
Head Coach: Terry Murray
Captain: Dustin Brown

SCORING										
PLAYER	GP	G	A	PTS	PIM	PLAYER	GP	G	A	PTS
Anze Kopitar	75	25	48	73	20	Marco Sturm	17	4	5	9
Dustin Brown	82	28	29	57	67	Andrei Loktionov	19	4	3	7
Justin Williams	73	22	35	57	59	Dustin Penner	19	2	4	6
Ryan Smyth	82	23	24	47	35	Davis Drewiske	38	0	5	5
Jarret Stoll	82	20	23	43	42	Scott Parse	5	1	3	4
Jack Johnson	82	5	37	42	44	Oscar Moller	13	1	3	4
Drew Doughty	76	11	29	40	68	Peter Harrold	19	1	3	4
Wayne Simmonds	80	14	16	30	75	Kevin Westgarth	56	0	3	3
Michal Handzus	82	12	18	30	20	Brayden Schenn	8	0	2	2
Brad Richardson	68	7	12	19	47	Jonathan Quick	61	0	2	2
Alec Martinez	60	5	11	16	18	Jake Muzzin	11	0	1	1
Alexei Ponikarovsky	61	5	10	15	36	John Zeiler	4	0	0	0
Rob Scuderi	82	2	13	15	16	Dwight King	6	0	0	0
Kyle Clifford	76	7	7	14	141	Jonathan Bernier	25	0	0	0
Trevor Lewis	72	3	10	13	6	Shootout Goals/Team PIM	10		10	24
Matt Greene	71	2	9	11	70	Team Totals	82	219	370	589
Willie Mitchell	57	5	5	10	21					962

GOALTENDER	GP	MIN	GA	SO	EN	SA	S%	AVG	W-L-OT
Jonathan Quick	61	3,591	134	6	4	1,631	.918	2.24	35-22-3
Jonathan Bernier	25	1,378	57	3	1	652	.913	2.48	11-8-3
Empty Net Goals			5			5			
Shootout Goals Allowed			2						
Team Totals	82	4,994	198	9	5	2,288	.914	2.35	46-30-6

RESULTS

1	Oct. 9	@ Vancouver	2-1	W**	1-0-0	18,860	42	Jan. 10	TORONTO	2-3	L	23-18-1	17,834
2	Oct. 10	@ Calgary	1-3	L	1-1-0	19,289	43	Jan. 13	ST. LOUIS	1-3	L	23-19-1	17,932
3	Oct. 12	ATLANTA	3-1	W	2-1-0	18,118+	44	Jan. 15	EDMONTON	5-2	W	24-19-1	18,118+
4	Oct. 15	VANCOUVER	4-1	W	3-1-0	18,118+	45	Jan. 17	@ Dallas	1-2	L	24-20-1	14,163
5	Oct. 20	CAROLINA	4-3	W	4-1-0	17,769	46	Jan. 18	@ St. Louis	1-2	L	24-21-1	19,150
6	Oct. 21	@ Phoenix	2-4	L	4-2-0	6,706	47	Jan. 20	PHOENIX	0-2	L	24-22-1	18,118+
7	Oct. 23	@ Colorado	6-4	W	5-2-0	15,478	48	Jan. 22	@ Phoenix	4-3	W	25-22-1	13,210
8	Oct. 25	@ Minnesota	3-2	W**	6-2-0	17,094	49	Jan. 24	BOSTON	2-0	W	26-22-1	18,118+
9	Oct. 27	@ Chicago	1-3	L	6-3-0	20,667	50	Jan. 26	SAN JOSE	3-2	W**	27-22-1	18,118+
10	Oct. 28	@ Dallas	5-2	W	7-3-0	11,306	51	Feb. 1	@ Minnesota	0-1	O**	27-22-2	17,504
11	Oct. 30	NEW JERSEY	3-1	W	8-3-0	18,118+	52	Feb. 2	@ Edmonton	3-1	W	28-22-2	16,839
12	Nov. 4	TAMPA BAY	1-0	W	9-3-0	18,118+	53	Feb. 5	@ Calgary	4-3	W**	29-22-2	19,289
13	Nov. 6	NASHVILLE	4-1	W	10-3-0	18,118+	54	Feb. 10	@ Pittsburgh	1-2	O*	29-22-3	18,208
14	Nov. 11	DALLAS	3-1	W	11-3-0	18,118+	55	Feb. 12	@ Washington	4-1	W	30-22-3	18,398
15	Nov. 13	NY ISLANDERS	5-1	W	12-3-0	18,118+	56	Feb. 13	@ Philadelphia	1-0	W	31-22-3	19,724
16	Nov. 15	@ San Jose	3-6	L	12-4-0	17,562	57	Feb. 16	@ Columbus	4-3	W**	32-22-3	12,442
17	Nov. 17	COLUMBUS	3-5	L	12-5-0	18,118+	58	Feb. 17	@ NY Rangers	3-4	O**	32-22-4	18,200
18	Nov. 19	@ Buffalo	2-4	L	12-6-0	18,418	59	Feb. 19	@ NY Islanders	0-3	L	32-23-4	13,119
19	Nov. 20	@ Boston	4-3	W**	13-6-0	17,565	60	Feb. 23	@ Anaheim	3-2	W	33-23-4	17,174
20	Nov. 22	@ Ottawa	2-3	L	13-7-0	18,315	61	Feb. 24	MINNESOTA	4-2	W	34-23-4	18,118+
21	Nov. 24	@ Montreal	1-4	L	13-8-0	21,273	62	Feb. 26	COLORADO	4-3	W	35-23-4	18,118+
22	Nov. 27	CHICAGO	1-2	L	13-9-0	18,118+	63	Feb. 28	DETROIT	4-7	L	35-24-4	18,118+
23	Nov. 29	@ Anaheim	0-2	L	13-10-0	17,174	64	Mar. 3	PHOENIX	1-0	W	36-24-4	18,118+
24	Dec. 2	FLORIDA	3-2	W	14-10-0	17,720	65	Mar. 5	VANCOUVER	1-3	L	36-25-4	18,118+
25	Dec. 4	DETROIT	3-2	W*	15-10-0	18,118+	66	Mar. 7	DALLAS	3-4	O*	36-25-5	18,118+
26	Dec. 9	CALGARY	2-1	W	16-10-0	18,118+	67	Mar. 9	@ Detroit	2-1	W	37-25-5	20,066
27	Dec. 11	MINNESOTA	2-3	O*	16-10-1	18,118+	68	Mar. 11	@ Columbus	4-2	W	38-25-5	15,605
28	Dec. 13	@ Detroit	5-0	W	17-10-1	17,810	69	Mar. 13	@ Dallas	3-2	W	39-25-5	15,627
29	Dec. 16	@ St. Louis	4-6	L	17-11-1	19,150	70	Mar. 15	@ Nashville	4-2	W	40-25-5	15,761
30	Dec. 18	@ Nashville	6-1	W	18-11-1	16,734	71	Mar. 17	ST. LOUIS	0-4	L	40-26-5	18,118+
31	Dec. 19	@ Chicago	2-3	L	18-12-1	21,523	72	Mar. 19	ANAHEIM	1-2	O*	40-26-6	18,118+
32	Dec. 21	@ Colorado	5-0	W	19-12-1	15,891	73	Mar. 21	CALGARY	2-1	W**	41-26-6	18,118+
33	Dec. 23	EDMONTON	3-2	W**	20-12-1	18,118+	74	Mar. 24	SAN JOSE	4-3	W**	42-26-6	18,118+
34	Dec. 26	ANAHEIM	4-1	W	21-12-1	18,313+	75	Mar. 26	COLORADO	4-1	W	43-26-6	18,118+
35	Dec. 27	@ San Jose	4-0	W	22-12-1	17,562	76	Mar. 29	@ Edmonton	2-0	W	44-26-6	16,839
36	Dec. 29	@ Phoenix	3-6	L	22-13-1	15,153	77	Mar. 31	@ Vancouver	1-3	L	44-27-6	18,860
37	Dec. 30	PHILADELPHIA	4-7	L	22-14-1	18,118+	78	Apr. 2	DALLAS	3-1	W	45-27-6	18,118+
38	Jan. 1	SAN JOSE	0-1	L	22-15-1	18,118+	79	Apr. 4	@ San Jose	1-6	L	45-28-6	17,562
39	Jan. 3	CHICAGO	3-4	L	22-16-1	17,916	80	Apr. 6	PHOENIX	3-2	W**	46-28-6	18,118+
40	Jan. 6	NASHVILLE	2-5	L	22-17-1	17,823	81	Apr. 8	@ Anaheim	1-2	L	46-29-6	17,587
41	Jan. 8	COLUMBUS	6-4	W	23-17-1	18,118+	82	Apr. 9	ANAHEIM	1-3	L	46-30-6	18,203+

*overtime **shootout +home sellout

KINGS 2011-12 SEASON IN REVIEW

Record: 40-27-15 (95 points)
Pacific Division Finish: 3rd

Head Coach: Terry Murray (13-12-4)/
 John Stevens (2-2-0)/
 Darryl Sutter (25-13-11)

General Manager: Dean Lombardi

Captain: Dustin Brown

SCORING										
PLAYER	GP	G	A	PTS	PIM	PLAYER	GP	G	A	PTS
Anze Kopitar	82	25	51	76	20	Rob Scuderi	82	1	8	9
Justin Williams	82	22	37	59	44	Brad Richardson	59	5	3	8
Dustin Brown	82	22	32	54	53	Colin Fraser	67	2	6	8
Mike Richards	74	18	26	44	71	Andrei Loktionov	39	3	4	7
Drew Doughty	77	10	26	36	69	Trevor Lewis	72	3	4	7
Jack Johnson	61	8	16	24	24	Trent Hunter	38	2	5	7
Willie Mitchell	76	5	19	24	44	Jordan Nolan	26	2	2	4
Jarret Stoll	78	6	15	21	60	Ethan Moreau	28	1	3	4
Slava Voynov	54	8	12	20	12	Davis Drewiske	9	2	0	2
Simon Gagne	34	7	10	17	18	Scott Parse	9	2	0	2
Dustin Penner	65	7	10	17	43	Kevin Westgarth	25	1	1	2
Matt Greene	82	4	11	15	58	Jonathan Quick	69	0	2	2
Dwight King	27	5	9	14	10	Jonathan Bernier	16	0	0	0
Alec Martinez	51	6	6	12	8	Shootout Goals/Team PIM	6		6	6
Kyle Clifford	81	5	7	12	123	Team Totals	82	194	328	522
Jeff Carter	16	6	3	9	2					923

GOALTENDER	GP	MIN	GA	SO	EN	SA	S%	AVG	W-L-OT
Jonathan Quick	69	4,099	133	10	1	1,863	.929	1.95	35-21-13
Jonathan Bernier	16	890	35	1	1	383	.909	2.36	5-6-2
Empty Net Goals			2			2			
Shootout Goals Allowed			9						
Team Totals	82	5,018	179	11	2	2,248	.924	2.03	40-27-15

RESULTS

2	Oct. 7	NY RANGERS^	3-2	W*	1-0-0	13,800	42	Jan. 7	COLUMBUS	0-1	L	20-15-7	18,118+
2	Oct. 8	BUFFALO#	2-4	L	1-1-0	14,300+	43	Jan. 9	WASHINGTON	5-2	W	21-15-7	18,118+
3	Oct. 13	@ New Jersey	1-2	O**	1-1-1	12,256	44	Jan. 12	DALLAS	4-5	O**	21-15-8	18,118+
4	Oct. 15	@ Philadelphia	3-2	W*	2-1-1	19,644	45	Jan. 14	@ Calgary	4-1	W	22-15-8	19,289
5	Oct. 18	ST. LOUIS	5-0	W	3-1-1	18,118+	46	Jan. 15	@ Edmonton	1-2	O*	22-15-9	16,839
6	Oct. 20	@ Phoenix	2-0	W	4-1-1	7,128	47	Jan. 17	@ Vancouver	3-2	W**	23-15-9	18,890
7	Oct. 22	DALLAS	1-0	W	5-1-1	18,118+	48	Jan. 19	CALGARY	1-2	O**	23-15-10	18,118+
8	Oct. 25	NEW JERSEY	0-3	L	5-2-1	18,118+	49	Jan. 21	COLORADO	1-3	L	23-16-10	18,118+
9	Oct. 27	@ Dallas	5-3	W	6-2-1	8,443	50	Jan. 23	OTTAWA	4-1	W	24-16-10	18,118+
10	Oct. 29	@ Phoenix	2-3	O*	6-2-2	10,379	51	Feb. 1	COLUMBUS	3-2	W	25-16-10	18,118+
11	Oct. 30	@ Colorado	2-3	L	6-3-2	12,355	52	Feb. 3	@ St. Louis	0-1	L	25-17-10	18,811
12	Nov. 3	EDMONTON	0-3	L	6-4-2	18,118+	53	Feb. 4	@ Carolina	1-2	L	25-18-10	18,680
13	Nov. 5	PITTSBURGH	2-3	O**	6-4-3	18,118+	54	Feb. 7	@ Tampa Bay	3-1	W	26-18-10	16,489
14	Nov. 7	@ San Jose	2-4	L	6-5-3	17,562	55	Feb. 9	@ Florida	1-3	L	26-19-10	14,929
15	Nov. 8	NASHVILLE	4-3	W	7-5-3	17,963	56	Feb. 11	@ NY Islanders	1-2	O*	26-19-11	13,079
16	Nov. 10	VANCOUVER	2-3	L	7-6-3	18,118+	57	Feb. 12	@ Dallas	4-2	W	27-19-11	12,191
17	Nov. 12	MINNESOTA	5-2	W	8-6-3	18,118+	58	Feb. 16	PHOENIX	0-1	L	27-20-11	18,118+
18	Nov. 16	ANAHEIM	2-1	W**	9-6-3	18,118+	59	Feb. 18	CALGARY	0-1	L	27-21-11	18,118+
19	Nov. 17	@ Anaheim	5-3	W	10-6-3	15,412	60	Feb. 21	@ Phoenix	4-5	O**	27-21-12	10,842
20	Nov. 19	DETROIT	1-4	L	10-7-3	18,118+	61	Feb. 22	@ Colorado	1-4	L	27-22-12	15,900
21	Nov. 22	@ St. Louis	3-2	W	11-7-3	18,178	62	Feb. 25	CHICAGO	4-0	W	28-22-12	18,118+
22	Nov. 23	@ Dallas	2-3	O*	11-7-4	17,779	63	Feb. 27	@ Nashville	1-2	L	28-23-12	15,665
23	Nov. 26	CHICAGO	1-2	L	11-8-4	18,118+	64	Feb. 28	@ Minnesota	4-0	W	29-23-17	17,317
24	Nov. 28	SAN JOSE	2-0	W	12-8-4	18,118+	65	Mar. 3	ANAHEIM	4-2	W	30-23-12	18,301+
25	Dec. 1	FLORIDA	2-1	W	13-8-4	17,720	66	Mar. 6	@ Nashville	5-4	W	31-23-17	17,113
26	Dec. 3	MONTREAL	1-2	L	13-9-4	18,118+	67	Mar. 8	@ Columbus	1-3	L	31-24-12	14,306
27	Dec. 6	@ Anaheim	2-3	L	13-10-4	14,419	68	Mar. 9	@ Detroit	3-4	L	31-25-12	20,066
28	Dec. 8	MINNESOTA	2-4	L	13-11-4	18,118+	69	Mar. 11	@ Chicago	3-2	W**	32-25-12	21,398
29	Dec. 10	DALLAS	1-2	L	13-12-4	18,118+	70	Mar. 13	DETROIT	5-2	W	33-25-12	18,118+
30	Dec. 12	@ Boston	0-2	L	13-13-4	11,665	71	Mar. 16	@ Anaheim	4-2	W	34-25-12	17,367
31	Dec. 15	@ Columbus	2-1	W	14-13-4	16,090	72	Mar. 17	NASHVILLE	6-2	W	35-25-12	18,118+
32	Dec. 17	@ Detroit	2-8	L	14-14-4	20,066	73	Mar. 20	@ SAN JOSE	5-2	W	36-25-12	18,118+
33	Dec. 19	@ Toronto	3-2	W**	15-14-4	19,561	74	Mar. 22	ST. LOUIS	1-0	W**	37-25-12	18,118+
34	Dec. 22	ANAHEIM	3-2	W**	16-14-4	18,118+	75	Mar. 24	@ BOSTON	2-1	L	37-26-12	18,310+
35	Dec. 23	@ San Jose	1-2	O**	16-14-5	17,562	76	Mar. 26	@ Vancouver	0-1	L	37-27-12	18,890
36	Dec. 26	PHOENIX	4-3	W	17-14-5	18,118+	77	Mar. 28	@ Calgary	3-0	W	38-27-12	19,289
37	Dec. 28	@ Chicago	2-0	W	18-14-5	22,066	78	Mar. 30	@ Edmonton	4-1	W	39-27-12	16,839
38	Dec. 29	@ Winnipeg	0-1	O*	18-14-6	15,004	79	Mar. 31	@ Minnesota	3-4	O**	39-27-13	18,209
39	Dec. 31	VANCOUVER	4-1	W	19-14-6	18,118+	80	Apr. 2	EDMONTON	2-0	W	40-27-13	18,118+
40	Jan. 2	COLORADO	1-2	O**	19-14-7	18,118+	81	Apr. 5	@ SAN JOSE	5-6	O**	40-27-14	18,330+
41	Jan. 5	PHOENIX	1-0	W*	20-14-7	18,118+	82	Apr. 7	@ San Jose	2-3	O*	40-27-15	17,562

KINGS 2012-13 SEASON IN REVIEW

Record: 27-16-5 (59 points)
Pacific Division Finish: 2nd

General Manager: Dean Lombardi
Head Coach: Darryl Sutter
Captain: Dustin Brown

SCORING										
PLAYER	GP	G	A	PTS	PIM	PLAYER	GP	G	A	PTS
Anze Kopitar	47	10	32	42	16	Colin Fraser	34	2	5	7
Jeff Carter	48	26	7	33	16	Jordan Nolan	44	2	4	6
Justin Williams	48	11	22	33	22	Brad Richardson	16	1	5	6
Mike Richards	48	12	20	32	42	Tyler Toffoli	10	2	3	5
Dustin Brown	46	18	11	29	22	Alec Martinez	27	1	4	5
Slava Voynov	48	6	19	25	14	Simon Gagne	11	0	5	5
Drew Doughty	48	6	16	22	36	Davis Drewiske	20	1	3	4
Jarret Stoll	48	7	11	18	28	Keaton Ellerby	35	0	3	3
Jake Muzzin	45	7	9	16	35	Robyn Regehr	12	0	2	2
Kyle Clifford	48	7	7	14	51	Matt Greene	5	0	1	1
Trevor Lewis	48	5	9	14	19	Jonathan Bernier	14	0	1	1
Dustin Penner	33	2	12	14	18	Jonathan Quick	37	0	0	0
Rob Scuderi	48	1	11	12	4	Shootout Goals/Team PIM	2	0	2	10
Dwight King	47	4	6	10	11	Team Totals	48	133	228	361
										481
GOALTENDER										
	GP	MIN	GA	SO	EN	SA	S%	AVG	W-L-OT	
Jonathan Bernier	14	768	24	1	1	306	.922	1.88	9-3-1	
Jonathan Quick	37	2,134	87	1	2	889	.902	2.45	18-13-4	
Empty Net Goals			3			3				
Shootout Goals Allowed			4							
Team Totals	48	2,917	118	2	3	1,198	.905	2.34	27-16-5	

RESULTS

1 Jan. 19 CHICAGO 2-5 L 0-1-0 18,545+	25 Mar. 12 @ Phoenix 2-5 L 14-9-2 15,075
2 Jan. 22 @ Colorado 1-3 L 0-2-0 18,007	26 Mar. 14 @ San Jose 3-4 L 14-10-2 17,562
3 Jan. 24 @ Edmonton 1-2 O* 0-2-1 16,839	27 Mar. 16 SAN JOSE 5-2 W 15-10-2 18,118+
4 Jan. 26 @ Phoenix 4-2 W 1-2-1 14,780	28 Mar. 18 PHOENIX 4-0 W 16-10-2 18,118+
5 Jan. 28 VANCOUVER 3-2 W** 2-2-1 18,344+	29 Mar. 19 PHOENIX 3-2 W 17-10-2 18,118+
6 Jan. 31 NASHVILLE 1-2 O** 2-2-2 18,118+	30 Mar. 21 DALLAS 0-2 L 17-11-2 18,118+
7 Feb. 2 @ Anaheim 4-7 L 2-3-2 17,436	31 Mar. 23 VANCOUVER 0-1 L 17-12-2 18,118+
8 Feb. 5 @ Columbus 4-2 W 3-3-2 11,019	32 Mar. 25 @ Chicago 5-4 W 18-12-2 21,850
9 Feb. 7 @ Nashville 0-3 L 3-4-2 17,113	33 Mar. 28 @ St. Louis 4-2 W 19-12-2 19,770
10 Feb. 10 @ Detroit 2-3 L 3-5-2 20,066	34 Mar. 30 @ Minnesota 3-4 O** 19-12-3 19,223
11 Feb. 11 @ St. Louis 4-1 W 4-5-2 14,998	35 Mar. 31 @ Dallas 3-2 W 20-12-3 15,719
12 Feb. 15 COLUMBUS 2-1 W 5-5-2 18,118+	36 Apr. 2 @ Phoenix 1-3 L 20-13-3 12,934
13 Feb. 17 @ Chicago 2-3 L 5-6-2 21,843	37 Apr. 4 MINNESOTA 3-0 W 21-13-3 18,118+
14 Feb. 19 @ Edmonton 3-1 W 6-6-2 16,839	38 Apr. 6 EDMONTON 4-1 W 22-13-3 18,118+
15 Feb. 20 @ Calgary 3-1 W 7-6-2 19,289	39 Apr. 7 @ Anaheim 3-4 O** 22-13-4 17,494
16 Feb. 23 COLORADO 4-1 W 8-6-2 18,118+	40 Apr. 9 @ Dallas 1-5 L 22-14-4 16,367
17 Feb. 25 ANAHEIM 5-2 W 9-6-2 18,118+	41 Apr. 11 COLORADO 3-2 W** 23-14-4 18,118+
18 Feb. 27 DETROIT 2-1 W 10-6-2 18,118+	42 Apr. 13 ANAHEIM 2-1 W 24-14-4 18,473+
19 Mar. 2 @ Vancouver 2-5 L 10-7-2 18,910	43 Apr. 16 @ San Jose 2-3 O** 24-14-5 17,562
20 Mar. 4 NASHVILLE 5-1 W 11-7-2 18,118+	44 Apr. 18 COLUMBUS 2-1 W 25-14-5 18,118+
21 Mar. 5 ST. LOUIS 6-4 W 12-7-2 18,118+	45 Apr. 21 DALLAS 4-3 W* 26-14-5 18,118+
22 Mar. 7 DALLAS 2-5 L 12-8-2 18,118+	46 Apr. 23 @ Minnesota 1-2 L 26-15-5 18,825
23 Mar. 9 CALGARY 6-2 W 13-8-2 18,248+	47 Apr. 24 @ Detroit 1-3 L 26-16-5 20,066
24 Mar. 11 CALGARY 3-1 W 14-8-2 18,118+	48 Apr. 27 SAN JOSE 3-2 W 27-16-5 18,443+

*overtime **shootout +home sellout

KINGS ALL-TIME RECORD YEAR-BY-YEAR

SEASON	GP	W	L	T	OT	PTS	FINISH	PCT	GF	GA
1967-68	74	31	33	10	-	72	2nd West	.486	200	224
1968-69	76	24	42	10	-	58	4th West	.382	185	260
1969-70	76	14	52	10	-	38	6th West	.250	168	290
1970-71	78	25	40	13	-	63	5th West	.404	239	303
1971-72	78	20	49	9	-	49	7th West	.314	206	305
1972-73	78	31	36	11	-	73	6th West	.468	232	245
1973-74	78	33	33	12	-	78	3rd West	.500	233	231
1974-75	80	42	17	21	-	105	2nd Norris	.656	269	185
1975-76	80	38	33	9	-	85	2nd Norris	.531	263	265
1976-77	80	34	31	15	-	83	2nd Norris	.519	271	241
1977-78	80	31	34	15	-	77	3rd Norris	.481	243	245
1978-79	80	34	34	12	-	80	3rd Norris	.500	292	286
1979-80	80	30	36	14	-	74	2nd Norris	.463	290	313
1980-81	80	43	24	13	-	99	2nd Norris	.619	337	290
1981-82	80	24	41	15	-	63	4th Smythe	.394	314	369
1982-83	80	27	41	12	-	66	5th Smythe	.413	308	365
1983-84	80	23	44	13	-	59	5th Smythe	.369	309	376
1984-85	80	34	32	14	-	82	4th Smythe	.513	339	326
1985-86	80	23	49	8	-	54	5th Smythe	.338	284	389
1986-87	80	31	41	8	-	70	4th Smythe	.438	318	341
1987-88	80	30	42	8	-	68	4th Smythe	.425	318	359
1988-89	80	42	31	7	-	91	2nd Smythe	.569	376	335
1989-90	80	34	39	7	-	75	4th Smythe	.469	338	337
1990-91	80	46	24	10	-	102	1st Smythe	.638	340	254
1991-92	80	35	31	14	-	84	2nd Smythe	.525	287	296
1992-93	84	39	35	10	-	88	3rd Smythe	.524	338	340
1993-94	84	27	45	12	-	66	5th Pacific	.393	294	322
1994-95	48	16	23	9	-	41	4th Pacific	.427	142	174
1995-96	82	24	40	18	-	66	6th Pacific	.402	256	302
1996-97	82	28	43	11	-	67	6th Pacific	.409	214	268
1997-98	82	38	33	11	-	87	2nd Pacific	.530	227	225
1998-99	82	32	45	5	-	69	5th Pacific	.421	189	222
1999-00	82	39	27	12	4	94	2nd Pacific	.573	245	228
2000-01	82	38	28	13	3	92	3rd Pacific	.561	252	228
2001-02	82	40	27	11	4	95	3rd Pacific	.579	214	190
2002-03	82	33	37	6	6	78	3rd Pacific	.476	203	221
2003-04	82	28	29	16	9	81	3rd Pacific	.494	205	217
2004-05	No Season - Lockout									
2005-06	82	42	35	-	5	89	4th Pacific	.543	249	270
2006-07	82	27	41	-	14	68	4th Pacific	.415	227	283
2007-08	82	32	43	-	7	71	5th Pacific	.433	231	266
2008-09	82	34	37	-	11	79	5th Pacific	.482	207	234
2009-10	82	46	27	-	9	101	3rd Pacific	.616	241	219
2010-11	82	46	30	-	6	98	4th Pacific	.598	219	198
2011-12	82	40	27	-	15	95	3rd Pacific	.549	194	179
2012-13	48	27	16	-	5	59	2nd Pacific	.615	133	118
TOTALS	3,554	1,455	1,577	424	98	3,432		.483	11,439	12,134

OT column includes both overtime and shootout losses starting in the 2005-06 season.

KINGS ALL-TIME HOME RECORD YEAR-BY-YEAR

SEASON	GP	W	L	T	OT	PTS	SEASON	GP	W	L	T	OT	PTS
1967-68	37	20	13	4	-	44	1992-93	42	22	15	5	-	49
1968-69	38	19	14	5	-	43	1993-94	42	18	19	5	-	41
1969-70	38	12	22	4	-	28	1994-95	24	7	11	6	-	40
1970-71	39	17	14	8	-	42	1995-96	41	16	16	9	-	40
1971-72	39	14	23	2	-	30	1996-97	41	18	16	7	-	43
1972-73	39	21	11	7	-	49	1997-98	41	22	16	3	-	47
1973-74	39	22	13	4	-	48	1998-99	41	18	20	3	-	39
1974-75	40	22	7	11	-	55	1999-00	41	21	13	5	2	49
1975-76	40	22	13	5	-	49	2000-01	41	20	12	8	1	49
1976-77	40	20	13	7	-	47	2001-02	41	22	12	6	1	51
1977-78	40	18	16	6	-	42	2002-03	41	19	19	2	1	41
1978-79	40	20	13	7	-	47	2003-04	41	15	16	9	1	40
1979-80	40	18	13	9	-	45	2004-05	No Season - Lockout					
1980-81	40	22	11	7	-	51	2005-06	41	26	14	-	1	53
1981-82	40	19	15	6	-	44	2006-07	41	16	16	-	9	41
1982-83	40	20	13	7	-	47	2007-08	41	17	21	-	3	37
1983-84	40	13	19	8	-	34	2008-09	41	18	15	-	8	44
1984-85	40	20	14	6	-	46	2009-10	41	22	13	-	6	50
1985-86	40	9	27	4	-	22	2010-11	41	25	13	-	3	53
1986-87	40	20	17	3	-	43	2011-12	41	22	14	-	5	49
1987-88	40	19	18	3	-	41	2012-13	24	19	4	-	1	39
1988-89	40	25	12	3	-	53							
1989-90	40	21	16	3	-	45							
1990-91	40	26	9	5	-	57							
1991-92	40	20	11	9	-	49							
							TOTALS	1,777	862	662	211	42	1,977
OT column includes both overtime and shootout losses starting in the 2005-06 season.													

OT column includes both overtime and shootout losses starting in the 2005-06 season.

KINGS ALL-TIME ROAD RECORD YEAR-BY-YEAR

SEASON	GP	W	L	T	OT	PTS	SEASON	GP	W	L	T	OT	PTS
1967-68	37	11	20	6	–	28	1992-93	42	17	20	5	–	39
1968-69	38	5	28	5	–	15	1993-94	42	9	26	7	–	25
1969-70	38	2	30	6	–	10	1994-95	24	9	12	3	–	21
1970-71	39	8	26	5	–	21	1995-96	41	8	24	9	–	25
1971-72	39	6	26	7	–	19	1996-97	41	10	27	4	–	24
1972-73	39	10	25	4	–	24	1997-98	41	16	17	8	–	40
1973-74	39	11	20	8	–	30	1998-99	41	14	25	2	–	30
1974-75	40	20	10	10	–	50	1999-00	41	18	14	7	2	45
1975-76	40	16	20	4	–	36	2000-01	41	18	16	5	2	43
1976-77	40	14	18	8	–	36	2001-02	41	18	15	5	3	44
1977-78	40	13	18	9	–	35	2002-03	41	14	18	4	5	37
1978-79	40	14	21	5	–	33	2003-04	41	13	13	7	8	41
1979-80	40	12	23	5	–	29	2004-05	No Season - Lockout					
1980-81	40	21	13	6	–	48	2005-06	41	16	21	–	4	36
1981-82	40	5	26	9	–	19	2006-07	41	11	25	–	5	27
1982-83	40	7	28	5	–	19	2007-08	41	15	22	–	4	34
1983-84	40	10	25	5	–	25	2008-09	41	16	22	–	3	35
1984-85	40	14	18	8	–	36	2009-10	41	24	14	–	3	51
1985-86	40	14	22	4	–	32	2010-11	41	21	17	–	3	45
1986-87	40	11	24	5	–	27	2011-12	41	18	13	–	10	46
1987-88	40	11	24	5	–	27	2012-13	24	8	12	–	4	20
1988-89	40	17	19	4	–	38	TOTALS	1,777	593	915	213	56	1,455
1989-90	40	13	23	4	–	30	OT column includes both overtime and shootout losses starting in the 2005-06 season.						
1990-91	40	20	15	5	–	45							
1991-92	40	15	20	5	–	35							

KINGS VS. OPPONENTS – ALL-TIME OVERALL

TEAM	GP	W	L	T	OT	GF	GA	PTS	PCT
Anaheim	112	52	40	11	9	317	325	124	.554
Boston	131	38	79	13	1	409	536	90	.344
Buffalo	113	40	55	18	0	359	432	98	.434
Calgary	216	86	105	21	4	723	813	197	.456
Carolina	67	31	26	8	2	261	242	72	.537
Chicago	180	77	81	17	5	551	596	176	.489
Colorado	116	58	47	8	3	414	409	127	.547
Columbus	47	26	17	1	3	138	108	56	.596
Dallas	219	82	97	32	8	643	712	204	.466
Detroit	190	81	78	27	4	668	661	193	.508
Edmonton	185	68	79	30	8	661	737	174	.470
Florida	24	12	9	3	0	64	64	27	.563
Minnesota	47	21	14	5	7	118	108	54	.574
Montreal	135	27	88	20	0	370	567	74	.274
Nashville	55	28	21	3	3	156	139	62	.564
New Jersey	93	51	29	11	2	366	294	115	.618
NY Islanders	97	42	42	12	1	306	312	97	.500
NY Rangers	125	44	62	16	3	391	466	107	.428
Ottawa	25	16	7	2	0	90	63	34	.680
Philadelphia	137	40	81	15	1	366	489	96	.350
Phoenix	203	78	93	25	7	685	742	188	.463
Pittsburgh	148	70	57	18	3	512	467	161	.544
San Jose	126	54	54	7	11	354	379	126	.500
St. Louis	187	69	94	22	2	550	599	162	.433
Tampa Bay	27	9	15	2	1	56	71	21	.389
Toronto	139	60	57	21	1	475	471	142	.511
Vancouver	227	96	96	32	3	767	757	227	.500
Washington	100	53	32	13	2	384	346	121	.605
Winnipeg	14	8	2	0	4	53	44	20	.714
Defunct Clubs	69	38	20	11	0	232	185	87	.630
TOTALS	3,554	1,455	1,577	424	98	11,439	12,134	3,432	.483

KINGS VS. OPPONENTS – ALL-TIME HOME

TEAM	GP	W	L	T	OT	PTS
Anaheim	56	32	15	4	5	73
Boston	65	23	34	7	1	54
Buffalo	57	24	24	9	0	57
Calgary	107	54	43	9	1	118
Carolina	33	19	11	3	0	41
Chicago	89	40	38	8	3	91
Colorado	59	34	18	5	2	75
Columbus	24	15	8	1	0	31
Dallas	109	49	38	19	3	120
Detroit	95	47	33	14	1	109
Edmonton	92	35	36	15	6	91
Florida	13	9	4	0	0	18
Minnesota	23	11	7	2	3	27
Montreal	68	19	40	9	0	47
Nashville	28	14	12	0	2	30
New Jersey	46	30	10	6	0	66
NY Islanders	48	24	17	7	0	55
NY Rangers	64	26	26	10	2	64
Ottawa	13	11	1	1	0	23
Philadelphia	70	22	40	8	0	52
Phoenix	100	43	41	14	2	102
Pittsburgh	72	45	17	8	2	100
San Jose	63	34	22	4	3	75
St. Louis	93	44	36	12	1	101
Tampa Bay	14	2	10	2	0	6
Toronto	68	35	23	10	0	80
Vancouver	115	59	38	16	2	136
Washington	51	30	14	6	1	67
Winnipeg	7	5	0	0	2	12
Defunct Clubs	35	27	6	2	0	56
TOTALS	1,777	862	662	211	42	1,977

KINGS VS. OPPONENTS – ALL-TIME ROAD

TEAM	GP	W	L	T	OT	PTS
Anaheim	56	20	25	7	4	51
Boston	66	15	45	6	0	36
Buffalo	56	16	31	9	0	41
Calgary	109	32	62	12	3	79
Carolina	34	12	15	5	2	31
Chicago	91	37	43	9	2	85
Colorado	57	24	29	3	1	52
Columbus	23	11	9	0	3	25
Dallas	110	33	59	13	5	84
Detroit	95	34	45	13	3	84
Edmonton	93	33	43	15	2	83
Florida	11	3	5	3	0	9
Minnesota	24	10	7	3	4	27
Montreal	67	8	48	11	0	27
Nashville	27	14	9	3	1	32
New Jersey	47	21	19	5	2	49
NY Islanders	49	18	25	5	1	42
NY Rangers	61	18	36	6	1	43
Ottawa	12	5	6	1	0	11
Philadelphia	67	18	41	7	1	44
Phoenix	103	35	52	11	5	86
Pittsburgh	76	25	40	10	1	61
San Jose	63	20	32	3	8	51
St. Louis	94	25	58	10	1	61
Tampa Bay	13	7	5	0	1	15
Toronto	71	25	34	11	1	62
Vancouver	112	37	58	16	1	91
Washington	49	23	18	7	1	54
Winnipeg	7	3	2	0	2	8
Defunct Clubs	34	11	14	9	0	31
TOTALS	1,777	593	915	213	56	1,455

KINGS ALL-TIME COACHING RECORDS

	COACH	GAMES	W	L	O/T*	PTS	PCT
1	Andy Murray	480	215	176	89	519	.540
2	Bob Pulford	396	178	150	68	424	.535
3	Larry Robinson	328	122	161	45	289	.441
4	Terry Murray	275	139	106	30	308	.560
5	Tom Webster	240	115	94	31	261	.544
6	Bob Berry	240	107	94	39	253	.527
7	Barry Melrose	209	79	101	29	187	.447
8	Pat Quinn	202	75	101	26	176	.436
9	Don Perry	168	52	85	31	135	.402
10	Marc Crawford	164	59	84	21	139	.424
11	Red Kelly	150	55	75	20	130	.433
12	Robbie Ftorek	132	65	56	11	141	.534
13	Darryl Sutter	97	52	29	16	120	.619
14	Larry Regan	88	27	47	14	68	.386
15	Ron Stewart	80	31	34	15	77	.481
16	Fred Glover	68	18	42	8	44	.324
17	Mike Murphy	65	20	37	8	48	.369
18	Johnny Wilson	52	9	34	9	27	.260
19	Parker MacDonald	42	13	24	5	31	.369
20	Roger Neilson	28	8	17	3	19	.339
21	Hal Laycoe	24	5	18	1	11	.229
22	John Torchetti	12	5	7	0	10	.416
23	Rogie Vachon	10	4	3	3	11	.550
24	John Stevens	4	2	2	0	4	.500
TOTALS		3,554	1,455	1,577	522	3,432	.483

*O/T column includes ties, overtime and shootout losses.

KINGS HEAD COACHES YEAR-BY-YEAR

Red Kelly: (55-75-20)

June 8, 1967 through June 3, 1969.

Hal Laycoe: (5-18-1)

June 6, 1969 through December 13, 1969.

Johnny Wilson: (9-34-9)

December 14, 1969 through August 7, 1970.

Larry Regan: (27-47-14)

August 7, 1970 through October 27, 1971.

Fred Glover: (18-42-8)

October 30, 1971 through April 28, 1972.

Bob Pulford: (178-150-68)

June 7, 1972 through May 27, 1977.

Ron Stewart: (31-34-15)

August 4, 1977 through April 20, 1978.

Bob Berry: (107-94-39)

April 21, 1978 through May 22, 1981.

Parker MacDonald: (13-24-5)

May 22, 1981 through January 11, 1982.

Don Perry: (52-85-31)

January 11, 1982 through January 27, 1984.

Rogie Vachon: (1-0-1)

January 27, 1984 through January 28, 1984.

Roger Neilson: (8-17-3)

January 30, 1984 through April 2, 1984.

Pat Quinn: (75-101-26)

May 29, 1984 through January 10, 1987.

Mike Murphy: (20-37-8)

January 10, 1987 through December 5, 1987.

Rogie Vachon: (0-1-0)

December 6, 1987 through December 8, 1987.

Robbie Ftorek: (65-56-11)

December 9, 1987 through May 20, 1989.

Tom Webster: (115-94-31)

May 31, 1989 through May 4, 1992.

Barry Melrose: (79-101-29)

June 25, 1992 through April 19, 1995.

Rogie Vachon: (3-2-2)

April 21, 1995 through May 3, 1995.

Larry Robinson: (122-161-45)

July 26, 1995 through April 19, 1999.

Andy Murray: (215-176-89)

June 14, 1999 through March 22, 2006.

John Torchetti: (5-7-0)

March 22, 2006 through April 17, 2006.

Marc Crawford: (59-84-21)

May 22, 2006 through June 10, 2008.

Terry Murray: (139-106-30)

July 17, 2008 through December 10, 2011.

John Stevens (2-2-0)

December 13, 2011 through December 19, 2011.

Darryl Sutter (52-29-16)

December 22, 2011 to present.

FASTEST 100 WINS AS A KINGS HEAD COACH

	100th Win	Game #	Total Record
Terry Murray	(3-2 vs. Edmonton, 12/23/10)	197	100-76-21
Tom Webster	(2-0 vs. Chicago, 2/1/92)	211	100-83-28
Andy Murray	(4-1 vs. Minnesota, 1/24/02)	214	100-82-32
Bob Pulford	(7-4 vs. Kansas City, 3/4/75)	220	100-81-39
Bob Berry	(3-1 at Colorado, 3/6/81)	227	100-92-35

KINGS ALL-TIME SCORING

	Player	POS	GP	G	A	PTS	PIM	PPG	SHG
1	Dionne, Marcel	C	921	550	757	1,307	461	172	9
2	Robitaille, Luc	LW	1,077	557	597	1,154	924	210	3
3	Taylor, Dave	RW	1,111	431	638	1,069	1,589	123	4
4	Gretzky, Wayne	C	539	246	672	918	182	63	17
5	Nicholls, Bernie	C	602	327	431	758	765	100	25
6	Goring, Butch	C	736	275	384	659	66	62	20
7	Blake, Rob	D	805	161	333	494	1,231	92	1
8	Fox, Jim	RW	578	186	293	479	143	38	1
9	Kopitar, Anze	C	522	173	303	476	150	54	9
10	Simmer, Charlie	LW	384	222	244	466	320	79	2
11	Murphy, Mike	RW	673	194	263	457	442	40	19
12	Brown, Dustin	RW	641	181	207	388	452	69	3
13	Frolov, Alexander	LW	536	168	213	381	210	42	7
14	Berry, Bob	LW	539	159	191	350	344	41	0
15	Widing, Juha	C	502	131	211	342	188	21	0
16	Palffy, Ziggy	RW	311	150	190	340	137	44	10
17	Duchesne, Steve	D	442	99	216	315	399	33	5
18	Granato, Tony	LW	380	148	157	305	821	42	5
19	Hardy, Mark	D	616	53	250	303	858	26	3
20	Kurri, Jari	RW	331	108	185	293	171	43	8
21	Vsnovsky, Lubomir	D	499	70	209	279	214	31	0
22	Stumpel, Jozef	C	334	76	191	267	107	21	0
23	Sandstrom, Tomas	RW	235	117	137	254	320	34	1
24	Williams, Tommy	LW	372	114	135	249	67	36	0
25	McSorley, Marty	D	472	71	163	234	1,846	13	7
26	Corrigan, Mike	RW	401	106	124	230	524	34	1
27	Carson, Jimmy	C	219	108	111	219	83	45	0
28	Murray, Glen	RW	304	103	108	211	190	27	8
29	Murphy, Larry	D	242	52	155	207	255	22	2
30	Cammalleri, Michael	LW	283	93	112	205	170	45	0
31	Joyal, Eddie	C	319	105	99	204	83	24	1
32	Armstrong, Derek	C	385	63	139	202	297	19	0
33	Smolinski, Bryan	D	295	78	113	191	162	17	5
34	Doughty, Drew	D	364	49	135	184	283	23	0
35	Flett, Bill	RW	323	84	99	183	295	15	0
36	Williams, Justin	RW	264	66	116	182	172	17	0
37	Nevin, Bob	RW	235	64	113	177	45	14	0
38	Wells, Jay	D	604	34	143	177	1,446	11	0
39	Kozak, Don	RW	409	94	81	175	450	15	0
40	Murdoch, Bob	D	414	41	130	171	497	5	1
41	Donnelly, Mike	LW	307	87	83	170	144	12	4
42	Stoll, Jarret	C	355	67	103	170	238	20	2
43	St. Marseille, Frank	RW	304	54	114	168	124	7	0
44	Laperriere, Ian	RW/C	595	61	104	165	1,017	2	3
45	Modry, Jaroslav	D	454	35	129	164	338	19	1
46	Tonelli, John	LW	221	76	86	162	221	18	1
47	Venasky, Vic	C	430	61	101	162	66	8	1
48	Galley, Garry	D	361	44	115	159	330	16	1
49	Perreault, Yanic	C	288	76	80	156	118	14	8
50	MacLellan, Brian	LW	187	61	94	155	124	21	1
51	Belanger, Eric	C	323	63	87	150	169	8	7
52	Smith, Doug	C	304	72	74	146	218	12	2
53	Lemieux, Real	LW	382	46	97	143	207	10	2
54	Norstrom, Mattias	D	780	14	128	142	583	2	2
55	Johnson, Craig	LW	429	62	79	141	196	17	1
56	Tsyplakov, Vladimir	RW	261	56	81	137	70	4	2
57	Handzus, Michal	C	327	57	78	135	135	16	5
58	Jensen, Steve	LW	267	71	61	132	177	12	3
59	Marotte, Gilles	D	271	23	107	130	304	8	0
60	Backstrom, Ralph	C	172	57	71	128	36	10	3
61	Kudelski, Bob	RW	269	72	54	126	170	6	6
62	Ruskowski, Terry	C	226	37	88	125	360	6	3
63	Kelly, John Paul	LW	400	54	70	124	366	4	1
64	Schneider, Mathieu	D	193	37	87	124	181	21	1
65	Johnson, Jack	D	343	30	94	124	256	14	0
66	Sykes, Phil	LW	286	54	67	121	362	5	6
67	Khrstich, Dimitri	LW	151	46	74	120	82	15	0
68	Sargent, Gary	D	215	29	90	119	153	14	0
69	Lonsberry, Ross	LW	202	54	64	118	237	9	3
70	Goldup, Glenn	LW	273	52	66	118	299	5	0
71	Erickson, Bryan	RW	165	46	68	114	82	14	2
72	Maloney, Dan	LW	159	46	63	109	296	8	0
73	Krushelnyski, Mike	C	156	43	66	109	170	8	2
74	O'Sullivan, Patrick	LW	188	41	68	109	66	7	4

	Player	POS	GP	G	A	PTS	PIM	PPG	SHG
75	Boucher, Philippe	D	312	32	77	109	255	15	0
76	Zhitnik, Alexei	D	170	26	81	107	208	18	0
77	Sydor, Darryl	D	288	20	85	105	249	5	0
78	Carr, Gene	C	212	38	66	104	184	2	2
79	Irvine, Ted	LW	207	44	59	103	101	6	1
80	App's Jr., Syl	C	201	31	72	103	59	5	0
81	Allison, Jason	C	99	25	77	102	90	7	0
82	Korab, Jerry	D	211	18	84	102	354	7	0
83	Smyth, Ryan	LW	149	45	55	100	77	20	0
84	Avery, Sean	LW	218	35	64	99	667	2	4
85	Ferraro, Ray	C	197	48	50	98	223	16	0
86	O'Donnell, Sean	D	541	15	83	98	940	2	0
87	Kasper, Steve	C	173	35	62	97	74	4	4
88	Palmer, Rob	D	222	8	86	94	84	3	1
89	Simmonds, Wayne	RW	240	39	54	93	264	3	0
90	Elik, Todd	C	122	31	60	91	99	3	0
91	Williams, Dave	LW	162	40	50	90	727	6	0
92	Bernier, Serge	RW	101	33	57	90	55	7	0
93	Labbossiere, Gord	C	161	34	35	89	59	4	0
94	Yachemine, Vitali	RW	149	29	57	86	30	8	1
95	White, Bill	D	189	20	66	86	159	4	1
96	Benning, Brian	D	162	14	72	86	330	5	0
97	Deadmarsh, Adam	LW	114	46	39	85	96	16	0
98	Manley, Randy	D	202	20	64	84	173	8	0
99	Carpenter, Bob	D	120	32	51	83	106	13	0
100	Bazek, Steve	LW	124	46	36	82	82	13	0
101	Conroy, Craig	C	130	27	55	82	116	9	3
102	Halward, Doug	D	141	16	65	81	161	10	0
103	Millen, Corey	C	88	43	37	80	86	17	3
104	Pullison, Bob	LW	132	30	50	80	101	8	2
105	Allison, Mike	C	147	32	45	77	257	11	1
106	Corvo, Joe	C	123	27	50	77	88	9	0
107	Richards, Mike	D	202	30	46	76	113	9	4
108	Kennedy, Dean	D	345	13	62	75	591	0	0
109	Robinson, Larry	D	182	11	64	75	87	1	0
110	Terrion, Greg	C	134	27	47	74	122	3	0
111	MacDonald, Lowell	LW	132	35	38	73	22	3	2
112	Druce, John	RW	162	38	34	72	84	4	1
113	Hopkins, Dean	RW	217	23	49	72	302	3	0
114	Tocchet, Rick	RW	80	31	40	71	187	11	1
115	Redmond, Craig	D	170	13	58	71	122	4	0
116	Ledyard, Grant	D	142	22	48	70	223	10	0
117	Huddy, Charlie	D	226	11	58	69	184	3	0
118	Conacher, Pat	C	241	36	32	68	121	0	1
119	Audette, Donald	RW	98	30	38	68	96	7	0
120	Engelhorn, Brian	D	202	9	59	68	190	5	0
121	Wall, Bob	D	212	23	44	67	108	7	0
122	Komadowski, Neil	D	378	13	54	67	477	5	0
123	Harris, Billy	RW	128	27	39	66	54	2	4
124	Richardson, Brad	C	255	24	41	65	135	0	3
125	Todd, Kevin	C	119	22	43	65	58	3	2
126	Bonar, Dan	C	170	25	39	64	208	4	1
127	Demitra, Pavol	RW	58	25	37	62	42	7	5
128	Coffey, Paul	D	60	9	53	62	75	2	0
129	Hakansson, Anders	LW	191	31	30	61	77	1	2
130	Peters, Jimmy	C	255	31	29	60	38	4	4
131	Kannegiesser, Sheldon	D	234	10	50	60	170	4	0
132	Robinson, Doug	LW	126	26	32	58	16	4	0
133	Lang, Robert	C	147	19	39	58	26	0	2
134	Hughes, Howie	RW	168	25	32	57	30	6	1
135	Wilson, Bert	LW	317	24	32	56	437	1	1
136	Lukowich, Morris	LW	115	25	30	55	115	4	0
137	Watters, Tim	D	303	5	50	55	529	0	0
138	Byers, Mike	RW	100	31	23	54	25	4	0
139	St. Laurent, Andre	C	115	18	34	52	179	1	1
140	Harper, Terry	D	234	6	46	52	313	1	0
141	Miller, Jay	LW	230	27	24	51	865	1	0
142	Menard, Howie	C	91	19	32	51	63	2	0
143	Chartrand, Brad	LW	215	25	25	50	122	0	3
144	Evans, Daryl	RW	105	21	29	50	25	1	1
145	Grant, Danny	RW	76	20	30	50	10	8	0
146	Greene, Matt	D	315	10	40	50	330	0	0
147	Brown, Larry	D	364	5	45	50	152	0	0
148	Lacroix, Eric	LW	144	25	24	49	176	5	0

KINGS ALL-TIME SCORING

Player	POS	GP	G	A	PTS	PIM	PPG	SHG	Player	POS	GP	G	A	PTS	PIM	PPG	SHG
149 Fenton, Paul	LW	92	22	26	48	52	8	1	223 Sope, Brent	D	55	4	20	24	20	2	0
150 Rolfe, Dale	D	198	7	41	48	246	1	0	224 Grenier, Lucien	RW	128	12	11	23	16	2	1
151 Stevens, Kevin	LW	89	17	30	47	118	7	0	225 Loach, Lonnie	LW	50	10	13	23	27	1	0
152 Calder, Kyle	LW	139	15	32	47	59	5	0	226 LaFayette, Nathan	C	94	10	12	22	81	2	2
153 Miller, Aaron	D	309	7	40	47	211	0	1	227 Roenick, Jeremy	C	58	9	13	22	36	2	0
154 Scuderi, Rob	D	285	4	43	47	57	0	0	228 Jarvis, Wes	C	61	9	13	22	36	1	1
155 Voynov, Slava	D	102	14	31	45	26	4	0	229 Gagne, Simon	LW	45	7	15	22	20	0	1
156 Laidlaw, Tom	D	195	5	40	45	156	0	0	230 Isaksson, Ulf	LW	50	7	15	22	10	0	0
157 Olczyk, Ed	RW/C	67	21	23	44	45	5	1	231 Drewiske, Davis	D	126	4	18	22	67	1	0
158 Kostopoulos, Tom	RW	152	15	29	44	173	0	0	232 Thornton, Scott	LW	105	12	9	21	124	0	1
159 McIntyre, John	C	178	15	29	44	295	0	1	233 Carlson, Steve	C	52	9	12	21	23	1	0
160 Howell, Harry	D	168	8	36	44	85	1	0	234 Jokinen, Olli	C	74	9	12	21	50	3	0
161 Heinze, Steve	RW	100	20	23	43	58	9	0	235 Guay, Paul	RW	93	9	12	21	76	0	0
162 Klatt, Trent	RW	82	17	26	43	46	6	0	236 Corkum, Bob	C	103	9	12	21	32	1	0
163 Hughes, Brent	D	168	7	36	43	217	2	0	237 McEachern, Shawn	LW	49	8	13	21	24	0	3
164 Hutchison, Dave	D	232	6	37	43	605	1	0	238 Ahola, Peter	D	79	8	13	21	107	0	0
165 Berg, Aki	D	281	5	38	43	202	2	0	239 Makela, Mikko	RW	45	7	14	21	16	0	0
166 Carter, Jeff	C	64	32	10	42	18	10	0	240 Jones, Randy	D	48	5	16	21	28	1	1
167 McKenna, Sean	RW	129	21	21	42	29	0	2	241 Stuart, Brad	D	63	5	16	21	67	2	0
168 Shutt, Steve	LW	59	16	25	41	10	5	0	242 Lapointe, Rick	D	93	4	17	21	64	0	0
169 Lewis, Dave	D	221	5	36	41	238	0	0	243 Unger, Garry	C	58	10	10	20	40	1	0
170 Bourne, Bob	C	150	20	20	40	63	1	3	244 Jones, Brad	LW	53	9	11	20	57	0	1
171 Clifford, Kyle	LW	205	19	21	40	315	0	0	245 Smyth, Brad	RW	53	9	11	20	78	0	0
172 Cahan, Larry	D	209	10	30	40	173	3	0	246 Hammond, Ken	D	62	8	12	20	82	1	0
173 Shack, Eddie	LW	84	24	14	38	121	4	0	247 Vopat, Jan	D	65	6	14	20	36	0	0
174 Quincey, Kyle	D	72	4	34	38	63	2	0	248 Dempsey, Nathan	D	70	6	14	20	50	1	0
175 Courtall, Russ	RW	115	18	19	37	46	1	5	249 Miller, Bob	C	63	4	16	20	35	0	0
176 Lesuk, Bill	LW	129	12	25	37	136	1	0	250 Hampton, Rick	D	52	3	17	20	22	0	0
177 Lewis, Trevor	C	203	12	25	37	51	0	1	251 Playfair, Larry	D	111	2	18	20	420	0	0
178 Penner, Dustin	LW	117	11	26	37	63	1	0	252 Price, Noel	D	62	1	19	20	29	0	0
179 Long, Barry	D	130	5	32	37	166	1	0	253 Smith, Brian	LW	58	10	9	19	33	1	0
180 Buchberger, Kelly	LW	169	14	22	36	193	0	0	254 Monahan, Hartland	RW	64	10	9	19	45	0	0
181 Shuchuk, Gary	RW	136	12	24	36	64	0	0	255 Cowie, Rob	D	78	7	12	19	52	2	0
182 Eloranta, Mikko	LW	146	14	21	35	110	2	0	256 Kontos, Chris	RW	19	6	13	19	8	2	0
183 Paterson, Joe	LW	124	12	22	34	424	2	0	257 Anderson, Russ	D	84	6	13	19	146	0	0
184 McEwen, Mike	D	47	10	24	34	14	7	0	258 Burridge, Randy	LW	38	4	15	19	8	2	0
185 Mitchell, Wille	D	133	10	24	34	65	0	1	259 Ivanais, Raitis	LW	276	12	6	18	555	0	0
186 Krake, Skip	C	88	8	26	34	97	3	1	260 Tuomainen, Marko	RW	74	9	9	18	84	2	1
187 Willis, Brian	RW	134	15	18	33	79	2	0	261 Mickey, Larry	RW	65	6	12	18	46	0	1
188 Martinez, Alec	D	142	12	21	33	38	4	0	262 Liba, Igor	RW	27	5	13	18	21	1	0
189 Rychel, Warren	LW	157	16	16	32	655	0	0	263 Rosa, Pavel	RW	36	5	13	18	6	0	0
190 Schultz, Dave	LW	84	12	20	32	259	2	0	264 Petit, Michel	D	49	5	13	18	111	2	0
191 Campbell, Bryan	C	93	12	20	32	24	0	0	265 Weaver, Mike	D	92	3	15	18	30	1	0
192 Rochefort, Leon	RW	76	9	23	32	14	1	0	266 Johnson, Jim	C	28	8	9	17	6	3	2
193 Duguay, Ron	RW	85	9	23	32	65	0	0	267 Muzzin, Jake	D	56	7	10	17	35	3	0
194 Curtis, Paul	D	155	2	30	32	155	0	0	268 Crowder, Keith	RW	55	4	13	17	93	0	0
195 Emerson, Nelson	RW	124	17	14	31	79	0	0	269 Dallman, Kevin	D	87	4	13	17	16	0	0
196 Quinn, Dan	C	44	14	17	31	32	2	0	270 Rota, Randy	LW	58	10	6	16	16	0	0
197 Sternkowski, Pete	C	80	13	18	31	33	0	0	271 Houston, Ken	RW	33	8	8	16	11	0	0
198 Preissing, Tom	D	99	11	20	31	22	8	0	272 Amadio, Dave	D	123	5	11	16	161	1	0
199 Slaney, John	D	63	9	22	31	14	4	1	273 Rasmussen, Erik	LW	57	4	12	16	28	0	0
200 Parse, Scott	LW	73	14	16	30	36	1	0	274 Barrie, Doug	D	48	3	13	16	47	1	0
201 Bylsma, Dan	LW	220	9	21	30	122	0	1	275 Christoff, Steve	RW	58	8	7	15	13	0	0
202 Moger, Sandy	RW	104	14	15	29	96	1	0	276 Sim, Jon	LW	62	6	9	15	46	0	0
203 Reinprecht, Steven	C	60	12	17	29	14	3	2	277 Ponikarovskiy, Alexei	LW	61	5	10	15	36	1	0
204 Ravlich, Matt	D	87	6	23	29	75	0	0	278 Bjuggstad, Scott	LW	64	5	10	15	24	0	0
205 Gray, Terry	RW	65	12	16	28	22	3	0	279 Bednar, Joroslav	LW	37	4	11	15	12	1	0
206 Blake, Jason	C	82	7	21	28	36	0	0	280 Fraser, Colin	C	101	4	11	15	92	0	0
207 Degray, Dale	D	63	6	22	28	97	0	0	281 Cowan, Jeff	LW	80	10	4	14	129	1	0
208 Gleason, Tim	D	125	2	26	28	98	0	0	282 Loktionov, Andrei	C	59	7	7	14	4	1	0
209 Nurminen, Kai	LW	67	16	11	27	22	4	0	283 Straka, Martin	RW	32	6	8	14	4	1	1
210 Moller, Oscar	C	87	12	14	26	22	6	0	284 Duff, Dick	LW	39	6	8	14	8	0	0
211 Turnbull, Ian	D	42	11	15	26	81	1	0	285 Johnson, Matt	LW	182	6	8	14	681	0	0
212 Wilson, Murray	LW	58	11	15	26	14	1	0	286 Shevalier, Jeff	LW	27	5	9	14	6	1	0
213 Nagy, Ladislav	LW	38	9	17	26	18	2	0	287 McKenna, Steve	D	137	5	9	14	348	1	0
214 Holmes, Warren	C	45	8	18	26	7	2	0	288 Bodger, Doug	D	65	3	11	14	34	0	0
215 Karalahti, Jere	D	134	8	18	26	85	4	0	289 Mulhern, Richard	D	51	2	12	14	39	1	0
216 Harrold, Peter	D/F	164	8	18	26	50	1	0	290 Selwood, Brad	D	63	1	13	14	82	1	0
217 Crossman, Doug	D	74	10	15	25	53	2	0	291 Demarco, Ab	D	63	7	6	13	12	2	0
218 Purcell, Teddy	RW	91	8	17	25	8	3	0	292 Phair, Lyle	LW	48	6	7	13	12	0	0
219 Chartraw, Rick	D	85	6	19	25	115	1	0	293 Barrie, Len	C	46	5	8	13	56	0	0
220 Hoganson, Dale	D	129	6	19	25	103	0	0	294 Heaslip, Mark	RW	69	4	9	13	45	0	0
221 Hicke, Ernie	LW	41	9	15	24	18	1	0	295 Prajser, Petr	D	43	3	10	13	49	1	0
222 King, Dwight	LW	80	9	15	14	23	0	0	296 Giuliano, Jeff	C	101	3	10	13	40	0	0

KINGS ALL-TIME SCORING

Player	POS	GP	G	A	PTS	PIM	PPG	SHG	Player	POS	GP	G	A	PTS	PIM	PPG	SHG
297 Hiller, Jim	RW	40	6	6	12	90	1	0	371 Toffoli, Tyler	C	10	2	3	5	2	1	0
298 Hextall, Dennis	LW	28	5	7	12	40	2	0	372 Mongrain, Bob	C	11	2	3	5	2	0	0
299 Laughlin, Craig	RW	19	4	8	12	6	2	0	373 Gruhl, Scott	LW	14	2	3	5	6	0	0
300 Mokosak, Carl	LW	30	4	8	12	43	0	0	374 Puskarev, Konstantin	LW	17	2	3	5	8	0	0
301 Wilks, Brian	C	48	4	8	12	27	0	0	375 Parros, George	RW	55	2	3	5	138	0	0
302 Vopat, Roman	C	57	4	8	12	121	1	0	376 Ronning, Cliff	C	14	1	4	5	8	1	0
303 Chorney, Marc	D	71	3	9	12	58	0	0	377 Westgarth, Kevin	RW	90	1	4	5	153	0	0
304 Barney, Scott	RW	24	5	6	11	4	2	0	378 Zeller, John	RW	90	1	4	5	87	0	0
305 Pirnes, Esa	C	57	3	8	11	12	0	1	379 Thomas, Scott	LW	24	3	1	4	9	0	0
306 Buskas, Rod	D	62	3	8	11	193	0	0	380 Aulin, Jared	C	17	2	2	4	0	1	0
307 Gibbs, Barry	D	63	2	9	11	32	0	0	381 Leveque, Guy	C	17	2	2	4	21	0	0
308 Boyle, Brian	C	36	8	2	10	46	0	0	382 Glennie, Brian	D	18	2	2	4	22	0	0
309 Moulson, Matt	LW	29	6	4	10	6	0	0	383 Lindholm, Mikael	C	18	2	2	4	2	0	0
310 Potomski, Barry	LW	59	6	4	10	197	1	0	384 Crowder, Troy	RW	44	2	2	4	141	0	0
311 Finn, Steven	D	104	5	5	10	186	0	0	385 Thomson, Jim	RW	62	2	2	4	237	0	0
312 Nolan, Jordan	C	70	4	6	10	74	0	0	386 Gauthier, Denis	D	65	2	2	4	90	0	0
313 Baumgartner, Ken	LW	91	4	6	10	503	0	0	387 English, John	D	3	1	3	4	4	1	0
314 Tookey, Tim	C	27	3	7	10	12	0	0	388 Vlasak, Tomas	LW	10	1	3	4	2	0	0
315 Johansen, Trevor	D	46	3	7	10	69	0	0	389 McReynolds, Brian	C	20	1	3	4	4	0	0
316 Zmolek, Doug	D	119	2	8	10	249	0	0	390 Green, Josh	LW	27	1	3	4	8	1	0
317 Thompson, Brent	D	81	1	9	10	246	0	0	391 Moreau, Ethan	LW	28	1	3	4	20	0	0
318 Lundmark, Jamie	C	29	7	2	9	25	0	0	392 Vishuea, Mark	D	28	1	3	4	107	0	0
319 Sturm, Marco	LW	17	4	5	9	17	1	0	393 Scruton, Howard	D	4	0	4	4	9	0	0
320 Couturier, Sylvan	C	33	4	5	9	4	1	0	394 Klima, Petr	LW	8	0	4	4	2	0	0
321 Gilhen, Randy	C	33	3	6	9	14	0	1	395 Langevin, Dave	D	11	0	4	4	7	0	0
322 Potvin, Jean	D	43	3	6	9	37	0	0	396 Broten, Neal	C	19	0	4	4	0	0	0
323 Snell, Chris	D	32	2	7	9	22	0	0	397 Lemieux, Jacques	D	19	0	4	4	8	0	0
324 Karjalainen, Kyosti	RW	28	1	8	9	12	0	0	398 Tverdosvsky, Oleg	D	26	0	4	4	10	0	0
325 Kaberle, Frantisek	D	37	0	9	9	4	0	0	399 Woytowich, Jeff	D	36	0	4	4	6	0	0
326 Ward, Dixon	LW	34	6	2	8	45	2	0	400 Chychrun, Jody	D	43	0	4	4	99	0	0
327 Parrish, Mark	RW	19	5	3	8	4	3	0	401 Garon, Mathieu	G	95	0	4	4	14	0	0
328 McDonough, Al	RW	37	5	3	8	8	1	0	402 Janecyk, Bob	G	102	0	4	4	42	0	0
329 Kileva, Brian	C	25	3	5	8	12	0	0	403 Potvin, Felix	G	136	0	4	4	25	0	0
330 McDonough, Hubie	C	26	3	5	8	10	0	0	404 Stamler, Lorne	LW	9	2	1	3	2	0	0
331 Anderson, Ron	RW	56	3	5	8	26	0	0	405 Clarke, Noah	RW	20	2	1	3	4	0	1
332 Hangesleben, Al	LW	18	2	6	8	65	0	0	406 Anderson, Jim	LW	7	1	2	3	2	0	0
333 Heward, Jamie	D	19	2	6	8	20	1	0	407 Larouche, Steve	C	7	1	2	3	4	1	0
334 Hozda, Tomas	D	25	2	6	8	16	1	0	408 Churla, Shane	RW	11	1	2	3	37	0	0
335 Kouka, Doug	D	54	2	6	8	165	0	0	409 Clippingdale, Steve	LW	16	1	2	3	9	0	0
336 Lijla, Andreas	D	45	1	7	8	40	1	0	410 Currie, Glenn	C	19	1	2	3	9	1	0
337 Beck, Barry	D	52	1	7	8	53	0	0	411 Hillman, Larry	D	22	1	2	3	11	0	0
338 Halicdis, Bob	D	54	1	7	8	189	0	0	412 Inglis, Billy	C	22	1	2	3	0	0	0
339 Hrudely, Kelly	G	360	0	8	8	66	0	0	413 Beverley, Nick	D	7	0	3	3	0	0	0
340 MacLean, Donald	C	22	5	2	7	4	2	0	414 Grebeshnikov, Denis	D	12	0	3	3	12	0	0
341 Robertaille, Randy	C	18	4	3	7	17	2	0	415 Monahan, Gary	RW	21	0	3	3	12	0	0
342 Kelly, Steve	C	37	3	4	7	6	0	0	416 Smithson, Jerred	C	30	0	3	3	25	0	0
343 Holland, Jason	D	57	3	4	7	24	0	0	417 Ellerby, Keaton	D	35	0	3	3	16	0	0
344 Norton, Brad	D	73	3	4	7	174	0	0	418 Yushkevich, Dmitry	D	42	0	3	3	24	0	0
345 Howse, Don	LW	33	2	5	7	6	0	0	419 Healy, Glenn	G	83	0	3	3	34	0	0
346 Hunter, Trent	RW	38	2	5	7	8	0	0	420 Storr, Jamie	G	121	0	3	3	22	0	0
347 Edestrand, Darryl	D	68	1	6	7	61	0	0	421 Fiset, Stephane	G	200	0	3	3	18	0	0
348 Mulvey, Paul	LW	11	0	7	7	50	0	0	422 Vachon, Rogie	G	389	0	3	3	14	0	0
349 Holt, Randy	D	78	0	7	7	296	0	0	423 Strbak, Martin	D	5	2	0	2	8	0	0
350 Melanson, Roland	G	119	0	7	7	44	0	0	424 Barrett, Fred	D	15	2	0	2	8	0	0
351 Croteau, Gary	LW	14	5	1	6	6	3	0	425 Belanger, Ken	LW	52	2	0	2	109	0	0
352 Grieve, Brent	LW	18	4	2	6	15	0	0	426 Currie, Dan	LW	5	1	1	2	0	0	0
353 Volmar, Doug	RW	21	4	2	6	16	0	0	427 Sims, Al	D	9	1	1	2	16	0	0
354 LaVoie, Dominic	D	8	3	3	6	2	2	0	428 Tardiff, Patrice	RW	15	1	1	2	37	1	0
355 LaVallee, Kevin	LW	19	3	3	6	2	0	0	429 Valicevic, Rob	C	17	1	1	2	8	0	0
356 Duncanson, Craig	LW	28	3	3	6	45	0	0	430 Paek, Jim	D	18	1	1	2	10	0	0
357 Brown, Kevin	RW	30	3	3	6	22	0	0	431 Ellis, Matt	LW	19	1	1	2	14	1	0
358 Morrison, Dave	RW	31	3	3	6	4	0	0	432 Segal, Brandon	RW	25	1	1	2	20	0	0
359 Martin, Rick	LW	4	2	4	6	2	1	0	433 Mair, Adam	C	28	1	1	2	63	0	0
360 Breault, Frank	RW	27	2	4	6	42	0	0	434 Blomsten, Arto	D	6	0	2	2	0	0	0
361 Hoene, Phil	LW	37	2	4	6	22	0	0	435 Babych, Dave	D	8	0	2	2	2	0	0
362 Tripp, John	RW	34	1	5	6	33	0	0	436 Richmond, Steve	D	9	0	2	2	26	0	0
363 Tsygurov, Denis	D	39	1	5	6	33	1	0	437 Schenn, Brayden	C	9	0	2	2	0	0	0
364 McBean, Wayne	D	60	0	6	6	49	0	0	438 Schmidt, Chris	C	10	0	2	2	5	0	0
365 Lessard, Mario	G	240	0	6	6	30	0	0	439 Dineen, Peter	D	11	0	2	2	8	0	0
366 Quick, Jonathan	G	286	0	6	6	10	0	0	440 Regehr, Robert	D	12	0	2	2	2	0	0
367 Hachborn, Len	C	24	4	1	5	2	1	0	441 Abgrall, Dennis	RW	13	0	2	2	4	0	0
368 Modin, Fredrik	LW	20	3	2	5	14	2	0	442 Clune, Rich	LW	14	0	2	2	26	0	0
369 Grimson, Stu	LW	72	3	2	5	235	0	0	443 Halpern, Jeff	C	16	0	2	2	12	0	0
370 Wiemer, Jim	D	9	2	3	5	20	0	1	444 Murray, Marti	C	19	0	2	2	4	0	0

KINGS ALL-TIME SCORING

Player	POS	GP	G	A	PTS	PIM	PPG	SHG	Player	POS	GP	G	A	PTS	PIM	PPG	SHG
445 Baron, Marco	G	21	0	2	2	10	0	0	519 Hocking, Justin	D	1	0	0	0	0	0	0
446 McAlpine, Chris	D	21	0	2	2	24	0	0	520 Hoffer, Jim	D	1	0	0	0	2	0	0
447 Whyte, Sean	RW	21	0	2	2	12	0	0	521 Huard, Bill	LW	1	0	0	0	2	0	0
448 Murray, Jim	D	30	0	2	2	14	0	0	522 Jaks, Pauli	G	1	0	0	0	0	0	0
449 Crowe, Phil	LW	31	0	2	2	77	0	0	523 Lavigne, Eric	D	1	0	0	0	0	0	0
450 Chadelaine, Rene	D	32	0	2	2	32	0	0	524 Marinucci, Chris	C	1	0	0	0	0	0	0
451 Mattsson, Markus	G	38	0	2	2	0	0	0	525 Moxey, Jim	RW	1	0	0	0	2	0	0
452 Stauber, Robb	G	56	0	2	2	22	0	0	526 Pageau, Paul	G	1	0	0	0	0	0	0
453 Bernier, Jonathan	G	62	0	2	2	0	0	0	527 Popiel, Poul	D	1	0	0	0	0	0	0
454 Grahame, Ron	G	66	0	2	2	8	0	0	528 Scott, Travis	G	1	0	0	0	0	0	0
455 Eliot, Darren	G	84	0	2	2	22	0	0	529 Semchuk, Brandy	RW	1	0	0	0	2	0	0
456 Elkins, Corey	C	3	1	0	1	0	0	0	530 Taylor, Daniel	G	1	0	0	0	0	0	0
457 Nechayev, Victor	C	3	1	0	1	0	0	0	531 Waddell, Don	D	1	0	0	0	0	0	0
458 Murray, Brady	C	4	1	0	1	6	0	0	532 Bartyshin, Ruslan	D	2	0	0	0	6	0	0
459 Carlin, Brian	LW	5	1	0	1	0	0	0	533 Blight, Rick	RW	2	0	0	0	2	0	0
460 LaForest, Bob	RW	5	1	0	1	2	1	0	534 Brennan, Rich	D	2	0	0	0	0	0	0
461 DiPietro, Paul	C	6	1	0	1	6	0	0	535 Brown, Rob	RW	2	0	0	0	0	0	0
462 Giroux, Pierre	C	6	1	0	1	17	0	0	536 Carriere, Larry	D	2	0	0	0	0	0	0
463 Gratton, Dan	LW	7	1	0	1	5	0	0	537 Donato, Ted	LW	2	0	0	0	2	0	0
464 Nemecek, Jan	D	7	1	0	1	4	0	0	538 Dufour, Marc	RW	2	0	0	0	0	0	0
465 Kanko, Petr	RW	10	1	0	1	0	0	0	539 Hnilicka, Milan	G	2	0	0	0	0	0	0
466 Luce, Don	C	10	1	0	1	2	0	0	540 James, Connor	C	2	0	0	0	0	0	0
467 McCauley, Allyn	C	10	1	0	1	2	0	0	541 Petiot, Richard	D	2	0	0	0	2	0	0
468 Redmond, Keith	LW	12	1	0	1	20	0	0	542 Stephenson, Shay	LW	2	0	0	0	0	0	0
469 Walker, Gordie	RW	12	1	0	1	2	0	0	543 Williams, Darryl	RW	2	0	0	0	10	0	0
470 Morgan, Jason	C	14	1	0	1	4	0	0	544 Witherspoon, Jim	D	2	0	0	0	2	0	0
471 Walker, Russ	RW	17	1	0	1	41	0	0	545 Bach, Ryan	G	3	0	0	0	0	0	0
472 O'Dwyer, Billy	C	18	1	0	1	15	0	0	546 Convery, Brandon	C	3	0	0	0	4	0	0
473 Flinn, Ryan	LW	31	1	0	1	84	0	0	547 Marson, Mike	LW	3	0	0	0	5	0	0
474 Brennan, Kip	LW	41	1	0	1	158	0	0	548 Turner, Dean	D	3	0	0	0	4	0	0
475 Muir, Bryan	D	2	0	1	1	2	0	0	549 Caron, Jacques	G	4	0	0	0	0	0	0
476 Brown, Jim	D	3	0	1	1	5	0	0	550 Fukufuji, Yutaka	G	4	0	0	0	0	0	0
477 Jay, Bob	D	3	0	1	1	0	0	0	551 Hayward, Rick	D	4	0	0	0	5	0	0
478 Crashley, Bart	D	4	0	1	1	6	0	0	552 Johnston, Larry	D	4	0	0	0	4	0	0
479 Germain, Eric	D	4	0	1	1	13	0	0	553 Logan, Bob	RW	4	0	0	0	0	0	0
480 Goverde, Dave	G	4	0	1	1	0	0	0	554 McCosh, Shawn	RW	4	0	0	0	4	0	0
481 Jensen, Al	G	5	0	1	1	0	0	0	555 Sheehan, Bobby	C	4	0	0	0	2	0	0
482 Garland, Scott	C	6	0	1	1	24	0	0	556 Smith, Dennis	D	4	0	0	0	4	0	0
483 Heidt, Mike	D	6	0	1	1	7	0	0	557 Tambellini, Jeff	LW	4	0	0	0	2	0	0
484 Helander, Peter	D	7	0	1	1	0	0	0	558 Cousineau, Marcel	G	5	0	0	0	0	0	0
485 Poddolan, Jason	RW	7	0	1	1	7	0	0	559 Jackman, Tim	RW	5	0	0	0	10	0	0
486 Stanfield, Jim	LW	7	0	1	1	0	0	0	560 Jenkins, Dean	RW	5	0	0	0	2	0	0
487 Ward, Jason	RW	7	0	1	1	4	0	0	561 Pasin, Dave	LW	5	0	0	0	0	0	0
488 Weeks, Steve	G	7	0	1	1	0	0	0	562 Piskula, Joe	D	5	0	0	0	6	0	0
489 Brennan, Dan	LW	8	0	1	1	9	0	0	563 Sharnhorn, Kevin	RW	5	0	0	0	4	0	0
490 Larocque, Denis	D	8	0	1	1	18	0	0	564 Seguin, Steve	RW	5	0	0	0	9	0	0
491 Murphy, Rob	C	8	0	1	1	22	0	0	565 Short, Steve	D	5	0	0	0	2	0	0
492 Rutherford, Jim	G	10	0	1	1	0	0	0	566 Smith, Billy	G	5	0	0	0	5	0	0
493 Sinisalo, Ilkka	LW	10	0	1	1	4	0	0	567 Tukonen, Lauri	RW	5	0	0	0	0	0	0
494 Hamel, Gilles	LW	11	0	1	1	2	0	0	568 Bekar, Derek	RW	6	0	0	0	4	0	0
495 Ryan, Matt	C	12	0	1	1	2	0	0	569 Fortier, Marc	C	6	0	0	0	5	0	0
496 Pronger, Sean	C	13	0	1	1	4	0	0	570 Gans, Dave	C	6	0	0	0	2	0	0
497 Carter, Anson	RW	15	0	1	1	0	0	0	571 Gauthier, Gabe	C	8	0	0	0	2	0	0
498 Mikkelsen, Bill	D	15	0	1	1	6	0	0	572 Thomlinson, Dave	LW	8	0	0	0	21	0	0
499 Fitzpatrick, Mark	G	17	0	1	1	2	0	0	573 Dufresne, Donald	D	9	0	0	0	10	0	0
500 Legace, Manny	G	17	0	1	1	0	0	0	574 Gibson, John	D	10	0	0	0	39	0	0
501 Kuznetsov, Maxim	D	19	0	1	1	20	0	0	575 Brust, Barry	G	11	0	0	0	0	0	0
502 Burke, Sean	G	23	0	1	1	4	0	0	576 Chabot, Frederic	G	12	0	0	0	0	0	0
503 Potvin, Marc	RW	23	0	1	1	87	0	0	577 Scott, Ron	G	12	0	0	0	2	0	0
504 Cloutier, Dan	G	33	0	1	1	23	0	0	578 Fuhr, Grant	G	14	0	0	0	2	0	0
505 Blake, Mike	G	40	0	1	1	0	0	0	579 Knickle, Rick	G	14	0	0	0	2	0	0
506 Tuer, Al	D	45	0	1	1	150	0	0	580 Passmore, Steve	G	14	0	0	0	0	0	0
507 Keans, Doug	G	56	0	1	1	7	0	0	581 Simmons, Gary	G	18	0	0	0	6	0	0
508 Laskoski, Gary	G	59	0	1	1	6	0	0	582 Aubin, Jean-Sebastien	G	19	0	0	0	0	0	0
509 LaBarbera, Jerry	G	93	0	1	1	4	0	0	583 Klemm, Jon	D/RW	22	0	0	0	10	0	0
510 Desjardins, Gerry	G	103	0	1	1	6	0	0	584 Norris, Jack	G	25	0	0	0	0	0	0
511 Edwards, Gary	G	155	0	1	1	14	0	0	585 Gosselin, Mario	G	26	0	0	0	0	0	0
512 Barnes, Blair	RW	1	0	0	0	0	0	0	586 Sawchuk, Terry	G	36	0	0	0	0	0	0
513 Bergeron, J.C.	G	1	0	0	0	0	0	0	587 Cechmanek, Roman	G	49	0	0	0	2	0	0
514 Chouinard, Mathieu	G	1	0	0	0	0	0	0	588 Ernsberg, Erik	G	53	0	0	0	2	0	0
515 Cliche, Marc-Andre	C	1	0	0	0	0	0	0	589 Huet, Cristobal	G	53	0	0	0	4	0	0
516 Foley, Gerry	RW	1	0	0	0	0	0	0	590 Berthiaume, Daniel	G	56	0	0	0	10	0	0
517 Gladney, Bob	D	1	0	0	0	2	0	0	591 Rutledge, Wayne	G	82	0	0	0	11	0	0
518 Hauser, Adam	G	1	0	0	0	0	0	0	592 Dejoridy, Denis	G	86	0	0	0	0	0	0
									593 Dafee, Byron	G	87	0	0	0	0	0	0

KINGS ALL-TIME GOALTENDER STATISTICS

	GOALIE	GP	MIN	W-L-OT	GA	SO	EN	SA	S%	GAA	G	A	PIM
1	Vachon, Rogie	389	22,922	171-148-66	1,091	32	16	—	—	2.86	0	3	14
2	Hrudey, Kelly	360	20,474	145-135-55	1,185	10	34	11,336	.896	3.46	0	8	66
3	Quick, Jonathan	286	16,718	149-100-29	646	25	18	7,572	.915	2.32	0	6	10
4	Lessard, Mario	240	13,529	92-97-39	843	9	13	—	—	3.74	0	6	30
5	Storr, Jamie	205	10,852	85-78-21	456	16	23	5,055	.910	2.52	0	3	26
6	Fiset, Stephane	200	11,292	80-85-22	532	10	11	5,692	.906	2.83	0	3	18
7	Edwards, Gary	155	8,794	54-68-22	497	7	3	—	—	3.39	0	1	14
8	Potvin, Felix	136	7,848	61-52-16	308	14	6	3,244	.905	2.35	0	4	25
9	Melanson, Roland	119	6,834	40-58-14	469	3	13	3,580	.869	4.12	0	7	50
10	Desjardins, Gerry	103	5,952	25-63-11	349	7	5	—	—	3.52	0	1	20
11	Janecyk, Bob	102	5,838	41-44-12	404	2	6	3,022	.866	4.15	0	4	42
12	Garon, Mathieu	95	5,225	44-36-9	264	6	7	2,587	.898	3.03	0	4	14
13	LaBarbera, Jason	93	4,849	33-40-8	237	4	9	2,468	.904	2.93	0	1	4
14	Dafee, Byron	87	4,828	27-41-13	284	1	7	2,717	.896	3.53	0	0	6
15	Dejoridy, Denis	86	4,813	23-45-15	299	1	3	—	—	3.73	0	0	0
16	Eliot, Darren	84	4,767	25-41-11	361	1	10	2,437	.852	4.54	0	2	22
17	Healy, Glenn	83	4,615	37-37-3	333	1	11	2,503	.869	4.33	0	3	34
18	Rutledge, Wayne	82	4,325	28-37-9	241	2	2	—	—	3.34	0	0	11
19	Grahame, Ron	66	3,705	23-32-7	262	2	1	—	—	4.24	0	2	8
20	Bernier, Jonathan	62	3,460	29-20-6	136	6	5	1,553	.912	2.36	0	2	0
21	Laskoski, Gary	59	2,942	19-27-5	228	0	5	1,533	.851	4.65	0	1	6
22	Berthiaume, Daniel	56	3,098	27-21-5	183	1	3	1,627	.888	3.54	0	0	10
23	Stauber, Robb	56	2,978	19-20-9	189	1	3	1,742	.892	3.81	0	2	20
24	Keans, Doug	56	2,753	13-18-13	187	0	8	—	—	4.08	0	1	7
25	Ersberg, Erik	53	2,827	18-19-10	120	2	5	1,337	.910	2.55	0	0	2
26	Huet, Cristobal	53	2,740	14-20-11	110	4	9	1,202	.908	2.41	0	0	4
27	Cechmanek, Roman	49	2,701	18-21-6	113	5	3	1,198	.906	2.51	0	0	2
28	Blake, Mike	40	2,117	13-15-5	150	0	3	—	—	4.25	0	1	8
29	Mattsson, Markus	38	2,000	12-13-6	144	2	2	984	.854	4.32	0	2	2
30	Sawchuk, Terry	36	1,936	11-14-6	99	2	2	—	—	3.07	0	0	0
31	Cloutier, Dan	33	1,770	8-18-3	113	0	3	855	.868	3.83	0	1	23
32	Gosselin, Mario	26	1,226	7-11-1	79	0	4	583	.864	3.87	0	0	0
33	Norris, Jack	25	1,305	7-11-2	85	0	1	—	—	3.90	0	0	0
34	Burke, Sean	23	1,310	6-10-5	68	1	2	687	.901	3.11	0	1	4
35	Baron, Marco	21	1,211	3-14-4	87	0	5	633	.863	4.31	0	2	10
36	Aubin, Jean-Sebastien	19	828	5-6-1	44	0	3	385	.886	3.19	0	0	0
37	Simmons, Gary	18	933	3-9-3	60	0	2	—	—	3.86	0	0	6
38	Fitzpatrick, Mark	17	957	6-7-3	64	0	3	563	.886	4.01	0	1	2
39	Legace, Manny	17	899	2-9-2	39	0	5	439	.911	2.60	0	1	0
40	Passmore, Steve	14	718	3-8-1	37	1	2	310	.881	3.09	0	0	4
41	Knickle, Rick	14	706	7-6-0	44	0	2	363	.879	3.74	0	0	2
42	Fuhr, Grant	14	698	1-7-3	47	0	3	379	.876	4.04	0	0	2
43	Scott, Ron	12	654	5-6-0	40	0	2	319	.875	3.67	0	0	2
44	Chabot, Frederic	12	554	3-3-2	29	0	0	267	.891	3.14	0	0	0
45	Brust, Barry	11	486	2-4-1	30	0	2	245	.878	3.70	0	0	0
46	Rutherford, Jim	10	560	6-3-0	53	0	0	—	—	5.68	0	1	0
47	Weeks, Steve	7	252	1-3-0	17	0	1	136	.875	4.05	0	1	0
48	Jensen, Al	5	300	1-4-0	27	0	1	154	.825	5.40	0	1	0
49	Smith, Billy	5	300	1-3-1	23	0	0	—	—	4.60	0	0	5
50	Goverde, Dave	5	278	1-4-0	29	0	1	151	.808	6.26	0	1	0
51	Cousineau, Marcel	5	171	1-1-0	6	0	0	64	.906	2.11	0	0	0
52	Caron, Jacques	4	200	0-2-0	13	0	1	—	—	3.90	0	0	0
53	Fukufuji, Yutaka	4	96	0-3-0	7	0	0	43	.837	4.38	0	0	0
54	Bach, Ryan	3	108	0-3-0	8	0	0	66	.879	4.44	0	0	0
55	Hnilicka, Milan	2	80	0-1-0	5	0	0	42	.881	3.75	0	0	0
56	Pageau, Paul	1	60	0-1-0	8	0	0	—	—	8.00	0	0	0
57	Bergeron, J.C.	1	56	0-1-0	4	0	0	35	.886	4.29	0	0	0
58	Hauser, Adam	1	51	0-0-0	6	0	0	24	.750	7.06	0	0	0
59	Jaks, Pauli	1	40	0-0-0	2	0	0	25	.920	3.00	0	0	0
60	Scott, Travis	1	25	0-0-0	3	0	0	10	.700	7.20	0	0	0
61	Taylor, Daniel	1	20	0-0-0	2	0	0	10	.800	6.00	0	0	0
62	Chouinard, Mathieu	1	3	0-0-0	0	0	0	2	1.000	0.00	0	0	0

KINGS LEADERS YEAR-BY-YEAR

SEASON	GOALS	ASSISTS	POINTS	PPG'S	PIM
1967-68	Flett - 26	Joyal - 34	Joyal - 57	Joyal, Lemieux - 5	Amadio - 101
1968-69	Joyal - 33	Lemieux - 29	Joyal - 52	Joyal - 9	Rolfe - 85
1969-70	Shack - 22	Goring, Rochefort - 23	Lonsberry - 42	Joyal - 6	Lonsberry - 118
1970-71	Byers - 27	Widing - 40	Widing - 65	Pulford - 6	Marotte - 96
1971-72	Widing - 27	Backstrom, Goring - 29	Widing - 55	Backstrom - 7	Corrigan - 95
1972-73	Corrigan - 37	Widing - 54	Widing - 70	Berry, Corrigan - 14	Corrigan - 146
1973-74	Goring - 28	St. Marseille - 36	Goring - 61	Berry - 8	Corrigan, Harper - 119
1974-75	Nevin - 31	Nevin - 41	Nevin - 72	Berry, Nevin, Widing - 7	Maloney - 165
1975-76	Dionne - 40	Dionne - 54	Dionne - 94	Corrigan - 9	Hutchison - 181
1976-77	Dionne - 53	Dionne - 69	Dionne - 122	Williams - 15	Schultz - 232
1977-78	Goring - 37	Dionne - 43	Dionne - 79	Dionne, Goring - 9	Wilson - 127
1978-79	Dionne - 59	Dionne - 71	Dionne - 130	Dionne - 19	Holt - 202
1979-80	Simmer - 56**	Dionne - 84	Dionne - 137**	Simmer - 21*	Wells - 113
1980-81	Dionne - 58	Dionne - 77	Dionne - 135	Dionne, Simmer - 23	Wells - 155
1981-82	Dionne - 50	Dionne, Taylor - 67	Dionne - 117	Dionne - 17	Wells - 145
1982-83	Dionne - 56	Dionne, Simmer - 51	Dionne - 107	Dionne - 17	Wells - 167
1983-84	Simmer - 44	Nicholls - 54	Nicholls - 95	Dionne, Simmer - 13	Wells - 141
1984-85	Dionne, Nicholls - 46	Dionne - 80	Dionne - 126	Dionne - 16	Wells - 185
1985-86	Dionne, Nicholls - 36	Nicholls - 61	Nicholls - 97	Dionne, Taylor - 11	Williams - 320
1986-87	Robitaille - 45	Dionne - 50	Robitaille - 84	Carson, Robitaille - 18	Williams - 358
1987-88	Carson - 55	Robitaille - 58	Robitaille - 111	Carson - 22	Playfair - 197
1988-89	Nicholls - 70	Gretzky - 114**	Gretzky - 168	Nicholls - 21	McSorley - 350
1989-90	Robitaille - 52	Gretzky - 102*	Gretzky - 142*	Robitaille - 20	McSorley - 322
1990-91	Robitaille, Sandstrom - 45	Gretzky - 122*	Gretzky - 163*	Sandstrom - 16	Miller - 259
1991-92	Robitaille - 44	Gretzky - 90*	Gretzky - 121	Robitaille - 26	McSorley - 268
1992-93	Robitaille - 63	Robitaille - 62	Robitaille - 125	Robitaille - 24	McSorley - 399*
1993-94	Robitaille - 44	Gretzky - 92*	Gretzky - 130*	Robitaille - 24	Rychel - 322
1994-95***	Tocchet - 18	Gretzky - 37	Gretzky - 48	Tocchet - 7	Johnson - 102
1995-96	Khristich - 27	Gretzky - 66	Gretzky - 81	Khristich - 12	McSorley - 148
1996-97	Ferraro - 25	Khristich - 37	Khristich - 56	Ferraro - 11	Johnson - 194
1997-98	Murray - 29	Stumpel - 58	Stumpel - 79	Blake - 11	Johnson - 249
1998-99	Robitaille - 39	Robitaille - 35	Robitaille - 74	Robitaille - 11	O'Donnell - 186
1999-00	Robitaille - 36	Stumpel - 41	Robitaille - 74	Robitaille - 13	Laperriere - 185
2000-01	Palffy - 38	Palffy, Robitaille - 51	Palffy - 89	Robitaille - 16	Grimson - 235
2001-02	Palffy - 32	Allison - 55	Allison - 74	Palffy - 15	Laperriere - 125
2002-03	Palffy - 37	Palffy - 48	Palffy - 85	Palffy, Schneider - 10	Laperriere - 122
2003-04	Frolov - 24	Robitaille, Stumpel - 29	Robitaille - 51	Robitaille - 12	Avery - 261*
2004-05	DNP - Lockout				
2005-06	Cammalleri - 26	Visnovsky - 50	Visnovsky - 67	Cammalleri - 15	Avery - 257*
2006-07	Frolov - 35	Cammalleri - 46	Cammalleri - 80	Cammalleri - 16	Ivanans - 140
2007-08	Brown - 33	Kopitar - 45	Kopitar - 77	Brown, Kopitar - 12	Ivanans - 134
2008-09	Frolov - 32	Kopitar - 39	Kopitar - 66	Frolov - 12	Ivanans - 145
2009-10	Kopitar - 34	Kopitar - 47	Kopitar - 81	Kopitar - 14	Ivanans - 136
2010-11	Brown - 28	Kopitar - 48	Kopitar - 73	Smyth - 9	Clifford - 141
2011-12	Kopitar - 25	Kopitar - 51	Kopitar - 76	Brown/Williams - 9	Clifford - 123
2012-13***	Carter - 26	Kopitar - 32	Kopitar - 42	Brown/Carter - 8	Clifford - 51

*Led NHL **Tied for NHL lead ***48-game season

Bold = All-time franchise single season leader

KINGS GOALTENDER LEADERS YEAR-BY-YEAR

SEASON	GP (Minutes)	SO	S%	GAA	WINS
1967-68	Rutledge - 45 (2,444)	Rutledge/Sawchuk - 2	-	Rutledge - 2.87	Rutledge - 20
1968-69	Desjardins - 60 (3,499)	Desjardins - 4	-	Desjardins - 3.26	Desjardins - 18
1969-70	Desjardins - 43 (2,453)	Desjardins - 3	-	Desjardins - 3.89	Desjardins - 7
1970-71	Dejordy - 60 (3,375)	Dejordy - 1	-	Dejordy - 3.80	Dejordy - 18
1971-72	Edwards - 44 (2,503)	Edwards - 2	-	Edwards - 3.60	Edwards - 13
1972-73	Vachon - 53 (3,120)	Vachon - 4	-	Vachon - 2.85	Vachon - 22
1973-74	Vachon - 65 (3,751)	Vachon - 5	-	Vachon - 2.80	Vachon - 28
1974-75	Vachon - 54 (3,239)	Vachon - 6	-	Vachon - 2.24	Vachon - 27
1975-76	Vachon - 51 (3,060)	Vachon - 5	-	Vachon - 3.14	Vachon - 26
1976-77	Vachon - 68 (4,059)	Vachon - 8	-	Vachon - 2.72	Vachon - 33
1977-78	Vachon - 70 (4,107)	Vachon - 4	-	Vachon - 2.86	Vachon - 29
1978-79	Lessard - 49 (2,860)	Lessard - 4	-	Lessard - 3.10	Lessard - 23
1979-80	Lessard - 50 (2,836)	Grahame - 2	-	Lessard - 3.91	Lessard - 18
1980-81	Lessard - 64 (3,746)	Lessard - 2	-	Lessard - 3.25	Lessard - 35*
1981-82	Lessard - 52 (2,933)	Lessard - 2	-	Kears - 4.30	Lessard - 13
1982-83	Laskoski - 46 (2,277)	Lessard/Mattsson - 1	Laskoski - .857	Laskoski - 4.56	Laskoski - 15
1983-84	Blake - 29 (1,634)	Mattsson - 1	Blake - .868	Blake - 4.33	Blake - 9
1984-85	Janecyk - 51 (3,002)	Janecyk - 2	Janecyk - .877	Janecyk - 3.66	Janecyk - 22
1985-86	Janecyk - 38 (2,083)	-	Janecyk - .857	Janecyk - 4.67	Janecyk - 14
1986-87	Melanson - 46 (2,734)	Eliot/Melanson - 1	Melanson - .882	Melanson - 3.69	Melanson - 18
1987-88	Melanson - 47 (2,676)	Melanson - 2	Healy - .866	Healy - 4.33	Melanson - 17
1988-89	Healy - 48 (2,699)	Hrudey - 1	Healy - .873	Healy - 4.27	Healy - 25
1989-90	Hrudey - 52 (2,860)	Hrudey - 2	Hrudey - .873	Gosselin - 3.87	Hrudey - 22
1990-91	Hrudey - 47 (2,730)	Hrudey - 3	Hrudey - .900	Hrudey - 2.90	Hrudey - 26
1991-92	Hrudey - 60 (3,509)	Hrudey - 1	Hrudey - .897	Hrudey - 3.37	Hrudey - 26
1992-93	Hrudey - 50 (2,718)	Hrudey - 2	Stauber - .888	Stauber - 3.84	Hrudey - 18
1993-94	Hrudey - 64 (3,713)	Hrudey/Stauber - 1	Hrudey - .897	Hrudey - 3.68	Hrudey - 22
1994-95***	Hrudey - 35 (1,894)	-	Hrudey - .910	Hrudey - 3.14	Hrudey - 14
1995-96	Dafoe - 47 (2,666)	Dafoe - 1	Hrudey - .907	Hrudey - 3.26	Dafoe - 14
1996-97	Fiset - 44 (2,482)	Fiset - 4	Dafoe - .905	Dafoe - 3.11	Dafoe/Fiset - 13
1997-98	Fiset - 60 (3,497)	Fiset/Storr - 2	Fiset - .909	Fiset - 2.71	Fiset - 26
1998-99	Fiset - 42 (2,403)	Storr - 4	Storr - .916	Storr - 2.40	Fiset - 18
1999-00	Fiset - 47 (2,592)	Fiset/Storr - 1	Storr - .908	Storr - 2.53	Fiset - 20
2000-01	Storr - 45 (2,498)	Potvin - 5	Storr - .899	Storr - 2.74	Storr - 19
2001-02	Potvin - 71 (4,071)	Potvin - 6	Potvin - .907	Potvin - 2.31	Potvin - 31
2002-03	Potvin - 42 (2,367)	Potvin/Storr - 3	Storr - .905	Storr - 2.55	Potvin - 17
2003-04	Cechmanek - 49 (2,701)	Cechmanek - 5	Huet - .907	Huet - 2.43	Cechmanek - 18
2004-05	DNP - Lockout				
2005-06	Garon - 63 (3,446)	Garon - 4	LaBarbera - .900	LaBarbera - 2.89	Garon - 31
2006-07	Garon - 32 (1,779)	Garon - 2	Garon - .907	Garon - 2.66	Garon - 13
2007-08	LaBarbera - 45 (2,421)	Ersberg - 2	LaBarbera - .910	LaBarbera - 3.00	LaBarbera - 17
2008-09	Quick - 44 (2,495)	Quick - 4	Quick - .914	Quick - 2.48	Quick - 21
2009-10	Quick - 72 (4,258)	Quick - 4	Quick - .907	Quick - 2.54	Quick - 39
2010-11	Quick - 61 (3,591)	Quick - 6	Quick - .918	Quick - 2.24	Quick - 35
2011-12	Quick - 69 (4,099)	Quick - 10*	Quick - .929	Quick - 1.65	Quick - 35
2012-13***	Quick - 37 (2,134)	Bernier/Quick - 1	Quick - .902	Quick - 2.45	Quick - 18

Note: Goalies need to appear in a minimum of 25 games to be eligible as category leaders for save percentage and goals-against average.

*Led NHL

**Tied for NHL lead

***48-game season

Bold = All-time franchise single season leader



KINGS ALL-TIME TOP TEN

KINGS ALL-TIME TOP TEN

GAMES PLAYED

No.	Player	Total
1	Dave Taylor	1,111
2	Luc Robitaille	1,077
3	Marcel Dionne	921
4	Rob Blake	805
5	Mattias Norstrom	780
6	Butch Goring	736
7	Mike Murphy	673
8	Dustin Brown	641
9	Mark Hardy	616
10	Jay Wells	604

GOALS

No.	Player	Total
1	Luc Robitaille	557
2	Marcel Dionne	550
3	Dave Taylor	431
4	Bernie Nicholls	327
5	Butch Goring	275
6	Wayne Gretzky	246
7	Charlie Simmer	222
8	Mike Murphy	194
9	Jim Fox	186
10	Dustin Brown	181

ASSISTS

No.	Player	Total
1	Marcel Dionne	757
2	Wayne Gretzky	672
3	Dave Taylor	638
4	Luc Robitaille	597
5	Bernie Nicholls	431
6	Butch Goring	384
7	Rob Blake	333
8	Anze Kopitar	303
9	Jim Fox	293
10	Mike Murphy	263

POINTS

No.	Player	Total
1	Marcel Dionne	1,307
2	Luc Robitaille	1,154
3	Dave Taylor	1,069
4	Wayne Gretzky	918
5	Bernie Nicholls	758
6	Butch Goring	659
7	Rob Blake	494
8	Jim Fox	479
9	Anze Kopitar	476
10	Charlie Simmer	466

PENALTY MINUTES

No.	Player	Total
1	Marty McSorley	1,846
2	Dave Taylor	1,589
3	Jay Wells	1,446
4	Rob Blake	1,231
5	Ian Laperriere	1,017
6	Sean O'Donnell	940
7	Luc Robitaille	924
8	Jay Miller	865
9	Mark Hardy	858
10	Tony Granato	821

PPG'S

No.	Player	Total
1	Luc Robitaille	210
2	Marcel Dionne	172
3	Dave Taylor	123
4	Bernie Nicholls	100
5	Rob Blake	92
6	Charlie Simmer	79
7	Dustin Brown	69
8	Wayne Gretzky	63
9	Butch Goring	62
10	Anze Kopitar	54

SHG'S

No.	Player	Total
1	Bernie Nicholls	25
2	Butch Goring	20
3	Mike Murphy	19
4	Wayne Gretzky	17
5	Ziggy Palffy	10
6	Anze Kopitar	9
	Marcel Dionne	9
8	Glen Murray	8
	Yanic Perreault	8
	Jari Kurri	8

PLUS/MINUS

No.	Player	Total
1	Dave Taylor	181
2	Marcel Dionne	106
3	Ziggy Palffy	85
4	Charlie Simmer	83
5	Bob Murdoch	79
6	Terry Harper	69
7	Bob Nevin	54
8	Steve Duchesne	49
9	Jozef Stumpel	48
10	Sheldon Kannegiesser	47

GWG'S

No.	Player	Total
1	Luc Robitaille	73
2	Marcel Dionne	59
3	Dave Taylor	47
4	Rob Blake	29
5	Mike Murphy	28
	Butch Goring	28
7	Dustin Brown	25
	Alexander Frolov	25
9	Ziggy Palffy	24
	Charlie Simmer	24

DEFENSEMAN GP

No.	Player	Total
1	Rob Blake	805
2	Mattias Norstrom	780
3	Mark Hardy	616
4	Jay Wells	604
5	Sean O'Donnell	541
6	Lubomir Visnovsky	499
7	Marty McSorley	472
8	Jaroslav Modry	454
9	Steve Duchesne	442
10	Bob Murdoch	414

DEFENSEMAN GOALS

No.	Player	Total
1	Rob Blake	161
2	Steve Duchesne	99
3	Marty McSorley	71
4	Lubomir Visnovsky	70
5	Mark Hardy	53
6	Larry Murphy	52
7	Drew Doughty	49
8	Garry Galley	44
9	Bob Murdoch	41
10	Mathieu Schneider	37

DEFENSEMAN ASSISTS

No.	Player	Total
1	Rob Blake	333
2	Mark Hardy	250
3	Steve Duchesne	216
4	Lubomir Visnovsky	209
5	Marty McSorley	163
6	Larry Murphy	155
7	Jay Wells	143
8	Drew Doughty	135
9	Bob Murdoch	130
10	Jaroslav Modry	129

DEFENSEMAN PTS

No.	Player	Total
1	Rob Blake	494
2	Steve Duchesne	315
3	Mark Hardy	303
4	Lubomir Visnovsky	279
5	Marty McSorley	234
6	Larry Murphy	207
7	Drew Doughty	184
8	Jay Wells	177
9	Bob Murdoch	171
10	Jaroslav Modry	164

DEFENSEMAN PIM

No.	Player	Total
1	Marty McSorley	1,846
2	Jay Wells	1,446
3	Rob Blake	1,231
4	Sean O'Donnell	940
5	Mark Hardy	858
6	Dave Hutchison	605
7	Dean Kennedy	591
8	Mattias Norstrom	583
9	Tim Watters	529
10	Bob Murdoch	497

DEFENSEMAN PPG'S

No.	Player	Total
1	Rob Blake	92
2	Steve Duchesne	33
3	Lubomir Visnovsky	31
4	Mark Hardy	26
5	Drew Doughty	23
6	Larry Murphy	22
7	Mathieu Schneider	21
8	Jaroslav Modry	19
9	Alexei Zhitnik	18
10	Garry Galley	16

DEFENSEMAN SHG'S

No.	Player	Total
1	Marty McSorley	7
2	Steve Duchesne	5
3	Mark Hardy	3
4	Mattias Norstrom	2
	Chris Snell	2
	Larry Murphy	2
7	Several Tied	1

DEFENSEMAN +/-

No.	Player	Total
1	Bob Murdoch	79
2	Terry Harper	69
3	Steve Duchesne	49
4	Sheldon Kannegiesser	47
5	Tom Laidlaw	38
6	Tim Watters	32
7	Larry Robinson	30
8	Dave Hutchison	27
9	Joe Corvo	25
10	Willie Mitchell	24

DEFENSEMAN GWG'S

No.	Player	Total
1	Rob Blake	29
2	Steve Duchesne	13
3	Drew Doughty	12
4	Lubomir Visnovsky	10
5	Mark Hardy	7
6	Joe Corvo	6
	Jay Wells	6
8	Garry Galley	5
9	Several Tied	4



KINGS ALL-TIME TOP TEN

GOALIE GP			GOALIE WINS			GOALIE SHUTOUTS		
No.	Player	Total	No.	Player	Total	No.	Player	Total
1	Rogie Vachon	389	1	Rogie Vachon	171	1	Rogie Vachon	32
2	Kelly Hrudey	360	2	Jonathan Quick	149	2	Jonathan Quick	25
3	Jonathan Quick	286	3	Kelly Hrudey	145	3	Jamie Storr	16
4	Mario Lessard	240	4	Mario Lessard	92	4	Felix Potvin	14
5	Jamie Storr	205	5	Jamie Storr	85	5	Stephane Fiset	10
6	Stephane Fiset	200	6	Stephane Fiset	80	6	Kelly Hrudey	10
7	Gary Edwards	155	7	Felix Potvin	61	7	Mario Lessard	9
8	Felix Potvin	136	8	Gary Edwards	54	8	Gary Edwards	7
9	Roland Melanson	119	9	Mathieu Garon	44	9	Gerry Desjardins	7
10	Gerry Desjardins	103	10	Bob Janecyk	41	10	Bernier/Garon	6

GOALIE GAA*			GOALIE SAVE PCT**		
No.	Player	Total	No.	Player	Total
1	Jonathan Quick	2.32	1	Jonathan Quick	.915
2	Felix Potvin	2.35	2	Jonathan Bernier	.912
3	Jonathan Bernier	2.36	3	Erik Ersberg	.910
4	Cristobal Huet	2.41	4	Jamie Storr	.910
5	Jamie Storr	2.52	5	Cristobal Huet	.908
6	Erik Ersberg	2.55	6	Stephane Fiset	.906
7	Stephane Fiset	2.83	7	Felix Potvin	.905
8	Rogie Vachon	2.86	8	Jason LaBarbera	.904
9	Jason LaBarbera	2.93	9	Mathieu Garon	.898
10	Mathieu Garon	3.03	10	Two Tied	.896

*Minimum 50 games

**NHL started keeping Save Percentage in 1982-83

KINGS ALL-TIME GOAL-SCORING BY POSITION

LEFT WING			CENTER			RIGHT WING		
No.	Player	Total	No.	Player	Total	No.	Player	Total
1	Luc Robitaille	557	1	Marcel Dionne	550	1	Dave Taylor	431
2	Charlie Simmer	222	2	Bernie Nicholls	327	2	Mike Murphy	194
3	Alexander Frolov	168	3	Butch Goring	275	3	Jim Fox	186
4	Bob Berry	159	4	Wayne Gretzky	246	4	Dustin Brown	181
5	Tony Granato	148	5	Anze Kopitar	173	5	Ziggy Palffy	150
6	Tommy Williams	114	6	Juha Widing	131	6	Tomas Sandstrom	117
7	Michael Cammalleri	93	7	Jimmy Carson	108	7	Jari Kurri	108
8	Mike Donnelly	87	8	Eddie Joyal	105	8	Mike Corrigan	106
9	John Tonelli	76	9	Bryan Smolinski	78	9	Glen Murray	103
10	Steve Jensen	71	10	Two Tied	76	10	Don Kozak	94

DEFENSEMAN		
No.	Player	Total
1	Rob Blake	161
2	Steve Duchesne	99
3	Marty McSorley	71
4	Lubomir Visnovsky	70
5	Mark Hardy	53
6	Larry Murphy	52
7	Drew Doughty	49
8	Garry Galley	44
9	Bob Murdoch	41
10	Mathieu Schneider	37

KINGS SEASON BESTS

GOALS				GWG'S			
No.	Player	Total	Season	No.	Player	Total	Season
1	Bernie Nicholls	70	1988-89	1	Marcel Dionne	9	1980-81
2	Luc Robitaille	63	1992-93		Charlie Simmer	9	1980-81
3	Marcel Dionne	59	1978-79	3	Jeff Carter	8	2012-13
4	Marcel Dionne	58	1980-81		Bryan Smolinski	8	2002-03
5	Marcel Dionne	56	1982-83		Ziggy Palffy	8	2000-01
	Charlie Simmer	56	1980-81		Luc Robitaille	8	1992-93
	Charlie Simmer	56	1979-80		Tony Granato	8	1991-92
					Mike Krushelnyski	8	1988-89
					Charlie Simmer	8	1979-80

ASSISTS				DEFENSEMAN GOALS			
No.	Player	Total	Season	No.	Player	Total	Season
1	Wayne Gretzky	122	1990-91	1	Steve Duchesne	25	1988-89
2	Wayne Gretzky	114	1988-89	2	Rob Blake	23	1997-98
3	Wayne Gretzky	102	1989-90	3	Larry Murphy	22	1981-82
4	Wayne Gretzky	92	1993-94	4	Steve Duchesne	21	1990-91
5	Wayne Gretzky	90	1991-92	5	Rob Blake	20	1993-94
					Steve Duchesne	20	1989-90

POINTS				DEFENSEMAN ASSISTS			
No.	Player	Total	Season	No.	Player	Total	Season
1	Wayne Gretzky	168	1988-89	1	Larry Murphy	60	1980-81
2	Wayne Gretzky	163	1990-91	2	Lubomir Visnovsky	50	2005-06
3	Bernie Nicholls	150	1988-89		Steve Duchesne	50	1988-89
4	Wayne Gretzky	142	1989-90	4	Paul Coffey	49	1992-93
5	Marcel Dionne	137	1979-80	5	Rob Blake	48	1993-94
					Larry Murphy	48	1982-83

PENALTY MINUTES				DEFENSEMAN PTS			
No.	Player	Total	Season	No.	Player	Total	Season
1	Marty McSorley	399	1992-93	1	Larry Murphy	76	1980-81
2	Dave Williams	358	1986-87	2	Steve Duchesne	75	1988-89
3	Marty McSorley	350	1988-89	3	Rob Blake	68	1993-94
4	Warren Rychel	322	1993-94	4	Lubomir Visnovsky	67	2005-06
	Marty McSorley	322	1989-90	5	Larry Murphy	66	1981-82

PPG'S				DEFENSEMAN PIM			
No.	Player	Total	Season	No.	Player	Total	Season
1	Luc Robitaille	26	1991-92	1	Marty McSorley	399	1992-93
2	Luc Robitaille	24	1993-94	2	Marty McSorley	350	1988-89
	Luc Robitaille	24	1992-93	3	Marty McSorley	322	1989-90
4	Marcel Dionne	23	1980-81	4	Marty McSorley	268	1991-92
	Charlie Simmer	23	1980-81	5	Jay Wells	226	1985-86

SHG'S				DEFENSEMAN PPG'S			
No.	Player	Total	Season	No.	Player	Total	Season
1	Bernie Nicholls	8	1988-89	1	Rob Blake	12	1999-00
2	Bernie Nicholls	7	1987-88	2	Rob Blake	11	2006-07
3	Pavol Demitra	5	2005-06		Rob Blake	11	1997-98
	Steve Duchesne	5	1988-89		Alexei Zhitnik	11	1993-94
	Wayne Gretzky	5	1988-89	5	Lubomir Visnovsky	10	2005-06
	Mike Murphy	5	1982-83		Mathieu Schneider	10	2002-03
	Butch Goring	5	1975-76		Rob Blake	10	1992-93

PLUS/MINUS				DEFENSEMAN SHG'S			
No.	Player	Total	Season	No.	Player	Total	Season
1	Marcel Dionne	55	1980-81	1	Steve Duchesne	5	1988-89
2	Marty McSorley	48	1990-91	2	Marty McSorley	3	1992-93
3	Dave Taylor	47	1980-81	3	Chris Snell	2	1994-95
	Charlie Simmer	47	1979-80				
5	Sheldon Kannegiesser	41	1974-75				



KINGS SEASON BESTS

DEFENSEMAN +/-

No. Player	Total	Season
1 Marty McSorley	48	1990-91
2 Sheldon Kannegiesser	41	1974-75
3 Bob Murdoch	39	1974-75
4 Terry Harper	38	1974-75
5 Bob Murdoch	36	1976-77

DEFENSEMAN GWG'S

No. Player	Total	Season
1 Rob Blake	6	1993-94
2 Drew Doughty	5	2009-10
Rob Blake	5	1999-00
4 Jack Johnson	4	2011-12
Rob Blake	4	1997-98
Rob Blake	4	1992-93
Steve Duchesne	4	1987-88

GOALIE GP

No. Player	Total	Season
1 Jonathan Quick	72	2009-10
2 Felix Potvin	71	2001-02
3 Rogie Vachon	70	1977-78
4 Jonathan Quick	69	2011-12
5 Rogie Vachon	68	1976-77

GOALIE WINS

No. Player	Total	Season
1 Jonathan Quick	39	2009-10
2 Jonathan Quick	35	2011-12
Jonathan Quick	35	2010-11
Mario Lessard	35	1980-81
5 Rogie Vachon	33	1976-77

GOALIE SHUTOUTS

No. Player	Total	Season
1 Jonathan Quick	10	2011-12
2 Rogie Vachon	8	1976-77
3 Jonathan Quick	6	2010-11
Felix Potvin	6	2001-02
Rogie Vachon	6	1974-75

GOALIE GAA

(Minimum 25 Games)

No. Player	Total	Season
1 Jonathan Quick	1.95	2011-12
2 Jonathan Quick	2.24	2010-11
Rogie Vachon	2.24	1974-75
4 Felix Potvin	2.31	2001-02
5 Gary Edwards	2.34	1974-75

GOALIE SAVE PCT

(Minimum 25 Games)

No. Player	Total	Season
1 Jonathan Quick	.929	2011-12
2 Jonathan Quick	.918	2010-11
3 Jamie Storr	.916	1998-99
4 Stephane Fiset	.915	1998-99
5 Jonathan Quick	.914	2008-09

KINGS ALL-TIME HAT TRICKS

1967-68	1. Bill Flett, 11/5/67 at Detroit 2. Lowell MacDonald, 11/19/67 vs. Montreal 3. Bill Flett, 2/1/68 at Detroit	1980-81	51. Charlie Simmer, 10/16/80 vs. Quebec 52. Dave Taylor, 10/28/80 at Colorado 53. #Charlie Simmer, 11/1/80 at NY Islanders 54. Marcel Dionne, 11/5/80 at Washington 55. Marcel Dionne, 11/12/80 vs. Montreal 56. Charlie Simmer, 1/24/81 at Boston 57. #Dave Taylor, 3/14/81 vs. Minnesota
1968-69	4. Eddie Joyal, 12/4/68 vs. Philadelphia 5. Bill Flett, 12/11/68 vs. Detroit 6. Eddie Joyal, 2/19/69 at Minnesota 7. Ted Irvine, 3/18/69 vs. Oakland		
1969-70	8. Eddie Shack, 10/18/69 vs. Oakland	1981-82	58. John Paul Kelly, 10/20/81 at NY Islanders 59. Marcel Dionne, 10/20/81 at NY Islanders 60. #Marcel Dionne, 11/18/81 vs. Detroit 61. Steve Bozek, 12/9/81 vs. Edmonton 62. #Ian Turnbull, 12/12/81 vs. Vancouver 63. Steve Bozek, 12/27/81 at Edmonton 64. Bernie Nicholls, 3/17/82 vs. Calgary 65. Bernie Nicholls, 3/20/82 vs. Pittsburgh 66. Bernie Nicholls, 3/27/82 vs. Colorado
1970-71	None		
1971-72	9. Butch Goring, 4/1/72 vs. California		
1972-73	10. Butch Goring, 10/31/72 vs. Vancouver 11. Butch Goring, 11/4/72 vs. NY Islanders 12. #Serge Bernier, 12/24/72 at California 13. Bob Berry, 1/24/73 vs. St. Louis 14. Mike Corrigan, 3/21/73 vs. Toronto	1982-83	67. Marcel Dionne, 1/11/83 at Washington 68. John Paul Kelly, 2/10/83 vs. Buffalo 69. Charlie Simmer, 2/12/83 at Pittsburgh 70. Marcel Dionne, 2/17/83 at Detroit
1973-74	15. Gene Carr, 3/9/74 vs. Boston 16. Don Kozak, 4/6/74 vs. Vancouver	1983-84	71. #Bernie Nicholls, 10/20/83 vs. Edmonton 72. Ken Houston, 10/22/83 vs. New Jersey 73. Bernie Nicholls, 10/25/83 vs. Hartford 74. #Brian MacLellan, 11/3/83 at Philadelphia 75. Charlie Simmer, 12/1/83 vs. Winnipeg 76. Marcel Dionne, 12/26/83 at Vancouver 77. Marcel Dionne, 12/30/83 at Hartford
1974-75	17. Bob Nevin, 10/13/74 at Buffalo 18. Don Kozak, 10/24/74 vs. Buffalo 19. Bob Nevin, 1/19/75 at Montreal 20. Juha Widing, 1/23/75 vs. Toronto 21. #Butch Goring, 3/1/75 vs. Minnesota 22. Juha Widing, 3/4/75 vs. Kansas City	1984-85	78. Dave Taylor, 10/31/84 at Vancouver 79. #Bernie Nicholls, 11/13/84 at Quebec 80. Marcel Dionne, 11/19/84 vs. Calgary 81. Brian MacLellan, 11/21/84 vs. New Jersey 82. Bernie Nicholls, 12/5/84 at Chicago 83. Steve Shutt, 12/13/84 vs. Edmonton 84. Dave Taylor, 1/29/85 vs. New Jersey
1975-76	23. Butch Goring, 10/22/75 at Chicago 24. Marcel Dionne, 10/28/75 vs. Washington 25. Marcel Dionne, 12/10/75 vs. St. Louis 26. Marcel Dionne, 12/23/75 at Boston 27. Butch Goring, 1/1/76 at Buffalo 28. #Mike Murphy, 1/22/76 vs. Toronto 29. Marcel Dionne, 2/11/76 at Chicago 30. Tommy Williams, 3/30/76 at Kansas City	1985-86	85. Jim Fox, 10/12/85 vs. NY Islanders 86. Bernie Nicholls, 2/1/86 at Winnipeg 87. Dave Williams, 3/1/86 vs. Montreal 88. Jim Fox, 3/17/86 at Toronto
1976-77	31. Mike Murphy, 10/16/76 vs. Washington 32. Marcel Dionne, 12/27/76 at Detroit 33. Butch Goring, 2/2/77 vs. Washington 34. Marcel Dionne, 2/27/77 at Buffalo 35. Marcel Dionne, 4/2/77 vs. Minnesota 36. Butch Goring, 4/3/77 at Colorado	1986-87	89. Bob Bourne, 11/18/86 at Washington 90. Luc Robitaille, 12/9/86 at NY Islanders 91. Bernie Nicholls, 3/17/87 at Washington
1977-78	37. Marcel Dionne, 11/8/77 at Washington 38. Butch Goring, 11/24/77 vs. Pittsburgh 39. #Syl Apps, Jr., 12/21/77 vs. Minnesota 40. Dave Taylor, 1/14/78 at Atlanta 41. Butch Goring, 2/1/78 vs. Washington	1987-88	92. Jimmy Carson, 10/10/87 vs. St. Louis 93. Bernie Nicholls, 11/22/87 at Buffalo 94. Bob Carpenter, 11/22/87 at Buffalo 95. Luc Robitaille, 12/30/87 vs. Winnipeg 96. Jimmy Carson, 1/30/88 vs. Minnesota 97. Jimmy Carson, 2/3/88 vs. Vancouver
1978-79	42. Marcel Dionne, 11/11/78 vs. Minnesota 43. #Marcel Dionne, 1/13/79 at Detroit 44. Marcel Dionne, 3/3/79 vs. Chicago		
1979-80	45. #Marcel Dionne, 10/23/79 at Colorado 46. #Mike Murphy, 10/27/79 vs. Toronto 47. Marcel Dionne, 11/4/79 at Chicago 48. Marcel Dionne, 1/6/80 at Winnipeg 49. Dave Taylor, 1/9/80 at Chicago 50. Marcel Dionne, 1/12/80 at Minnesota		

KINGS ALL-TIME HAT TRICKS

	98. Luc Robitaille, 2/11/88 vs. Quebec	143. Jozef Stumpel, 2/3/98 at Calgary						
	99. Jimmy Carson, 3/26/88 vs. Chicago	144. Glen Murray, 4/13/98 vs. Calgary						
	100. #Jimmy Carson, 3/30/88 vs. Calgary							
	101. Luc Robitaille, 4/3/88 vs. Edmonton							
1988-89	102. Luc Robitaille, 10/6/88 vs. Detroit	1988-89	145. Luc Robitaille, 4/12/99 at Nashville					
	103. Bernie Nicholls, 10/28/88 at Winnipeg		1989-90	146. Luc Robitaille, 10/7/99 at Tampa Bay				
	104. Bernie Nicholls, 11/22/88 at Philadelphia			147. Glen Murray, 10/16/99 at Edmonton				
	105. Dave Taylor, 12/1/88 vs. Toronto			2000-01	148. Ian Laperriere, 10/13/00 vs. Boston			
	106. John Tonelli, 12/20/88 vs. Calgary				149. Ziggy Palffy, 11/28/00 at NY Rangers			
	107. Bernie Nicholls, 1/12/89 vs. St. Louis				150. Rob Blake, 12/14/00 vs. NY Rangers			
	108. Wayne Gretzky, 2/4/89 vs. Buffalo				151. Bryan Smolinski, 1/16/01 at Ottawa			
	109. Wayne Gretzky, 2/12/89 at Chicago				2001-02	152. Ziggy Palffy, 2/8/02 at Phoenix		
	110. Steve Duchesne, 3/2/89 at St. Louis					2002-03	153. Adam Deadmarsh, 10/25/02 at NY Rangers	
	111. Bernie Nicholls, 4/1/89 vs. Vancouver						154. Eric Belanger, 12/17/02 vs. St. Louis	
1989-90	112. Wayne Gretzky, 10/31/89 at Pittsburgh	155. Bryan Smolinski, 2/7/03 vs. Carolina						
	113. Luc Robitaille, 11/25/89 vs. Vancouver	2003-04	None					
	114. Dave Taylor, 1/25/90 at Edmonton		2004-05				DNP - Lockout	
	115. Luc Robitaille, 3/10/90 vs. Pittsburgh			2005-06			156. Lubomir Visnovsky, 11/2/05 at Dallas	
	1990-91						116. Tomas Sandstrom, 11/20/90 vs. New Jersey	157. Alexander Frolov, 11/13/05 at Columbus
							117. Tomas Sandstrom, 11/24/90 at Montreal	158. Craig Conroy, 11/13/05 at Columbus
							118. Wayne Gretzky, 1/3/91 at NY Islanders	159. Pavol Demitra, 11/19/05 vs. Colorado
					119. Bob Kudelski, 1/12/91 vs. Vancouver		160. Derek Armstrong, 12/29/05 at Phoenix	
					120. Tomas Sandstrom, 1/14/91 at New Jersey	161. Alexander Frolov, 1/12/06 at Boston		
					121. Wayne Gretzky, 1/26/91 vs. Vancouver	162. Luc Robitaille, 1/19/06 vs. Atlanta		
1991-92					122. Jari Kurri, 10/4/91 at Winnipeg	2006-07	None	
		123. Bob Kudelski, 10/16/91 vs. San Jose			2007-08	163. Ladislav Nagy, 1/1/08 vs. Chicago		
		124. Wayne Gretzky, 11/23/91 vs. San Jose	164. Alexander Frolov, 2/21/08 vs. St. Louis					
		125. #Luc Robitaille, 2/6/92 vs. Hartford	2008-09	165. Dustin Brown , 12/11/08 vs. St. Louis				
	126. Tony Granato, 2/27/92 vs. Quebec	166. Michal Handzus, 3/5/09 vs. Dallas						
	1992-93	127. Luc Robitaille, 11/8/92 at San Jose		2009-10		167. Anze Kopitar , 10/22/09 vs. Dallas		
		128. Jari Kurri, 11/8/92 at San Jose		168. Dustin Brown , 4/1/10 vs. Vancouver				
		129. Mike Donnelly, 11/8/92 at San Jose		2010-11		169. Brad Richardson, 10/23/10 at Colorado		
		130. Tomas Sandstrom, 1/21/93 vs. Vancouver				170. Anze Kopitar , 3/11/11 at Columbus		
		131. Luc Robitaille, 3/2/93 vs. Calgary				2011-12	171. Dustin Brown , 2/25/12 vs. Chicago	
1993-94		132. Dominic Lavoie, 10/9/93 vs. Detroit					2012-13	172. Jeff Carter , 3/4/13 vs. Nashville
		133. Mike Donnelly, 11/13/93 vs. St. Louis			# = 4-Goal Game			Records Most Hat Tricks, Career: 24 - Marcel Dionne Most Hat Tricks, One Season, Team: 10 2x's, 1988-89 and 1987-88 Most Hat Tricks, One Season, Individual: 5 Jimmy Carson, 1987-88 Most 4-Goal Games, Career: 3 - Marcel Dionne
		134. #Luc Robitaille, 11/25/93 at Quebec						
		135. John Druce, 4/13/94 vs. Calgary						
		1994-95	136. Rick Tocchet, 2/4/95 vs. Detroit					
	137. Tony Granato, 4/3/95 vs. Edmonton							
	1995-96	138. Jari Kurri, 10/20/95 at Washington						
		139. Vitali Yachmenev, 3/2/96 vs. Montreal						
	1996-97	140. Ed Olczyk, 1/7/97 vs. Vancouver						
	1997-98	141. Yanic Perreault, 10/31/97 at Detroit						
142. Yanic Perreault, 11/11/97 vs. Vancouver								

= 4-Goal Game

Records

Most Hat Tricks, Career: 24 - Marcel Dionne
 Most Hat Tricks, One Season, Team: 10
 2x's, 1988-89 and 1987-88
 Most Hat Tricks, One Season, Individual: 5
 Jimmy Carson, 1987-88
 Most 4-Goal Games, Career: 3 - Marcel Dionne

KINGS ALL-TIME SHUTOUTS

No.	Date	Score	Goaltender	No.	Date	Score	Goaltender
1	12/23/67	4-0 vs. STL	Wayne Rutledge	48	10/12/77	2-0 vs. CLE	Rogie Vachon
2	1/28/68	2-0 at PHI	Terry Sawchuk	49	10/18/77	0-0 at NYI	Rogie Vachon
3	2/12/68	2-0 vs. TOR	Wayne Rutledge	50	12/22/77	4-0 at CHI	Rogie Vachon
4	3/14/68	0-0 at PHI	Terry Sawchuk	51	3/30/78	4-0 at DET	Rogie Vachon
No.	Date	Score	Goaltender	No.	Date	Score	Goaltender
5	11/6/68	2-0 vs. NYR	Gerry Desjardins	52	10/26/78	6-0 vs. BUF	Mario Lessard
6	1/1/69	0-0 vs. STL	Gerry Desjardins	53	12/30/78	4-0 vs. VAN	Mario Lessard
7	1/5/69	0-0 at OAK	Gerry Desjardins	54	2/26/79	2-0 vs. VAN	Mario Lessard
8	1/18/69	4-0 vs. PIT	Gerry Desjardins	55	3/7/79	4-0 at PIT	Mario Lessard
No.	Date	Score	Goaltender	No.	Date	Score	Goaltender
9	10/18/69	5-0 vs. OAK	Gerry Desjardins	56	12/1/79	7-0 vs. CHI	Ron Grahame
10	10/22/69	2-0 vs. PIT	Gerry Desjardins	57	12/27/79	3-0 vs. QUE	Ron Grahame
11	12/30/69	0-0 vs. MIN	Gerry Desjardins	58	2/20/80	3-0 vs. BOS	Lessard/Grahame
No.	Date	Score	Goaltender	No.	Date	Score	Goaltender
12	3/9/71	4-0 at STL	Denis Dejordy	59	10/22/80	4-0 vs. BOS	Mario Lessard
				60	3/2/81	1-0 at TOR	Mario Lessard
No.	Date	Score	Goaltender	No.	Date	Score	Goaltender
13	10/21/71	7-0 at PHI	Gary Edwards	61	3/9/82	2-0 at COL	Mario Lessard
14	3/5/72	2-0 at BOS	Gary Edwards	62	3/13/82	3-0 vs. NYI	Mario Lessard
No.	Date	Score	Goaltender	No.	Date	Score	Goaltender
15	10/24/72	5-0 vs. CAL	Rogie Vachon	63	11/24/82	3-0 vs. NJD	Mario Lessard
16	12/23/72	2-0 vs. BUF	Rogie Vachon	64	2/24/83	8-0 vs. VAN	Markus Mattsson
17	1/19/73	4-0 at VAN	Gary Edwards				
18	3/1/73	2-0 at PHI	Rogie Vachon				
19	3/3/73	2-0 vs. STL	Rogie Vachon				
No.	Date	Score	Goaltender	No.	Date	Score	Goaltender
20	10/20/73	3-0 vs. PHI	Rogie Vachon	65	2/8/84	1-0 vs. CHI	Markus Mattsson
21	12/8/73	3-0 vs. ATL	Rogie Vachon				
22	1/16/74	2-0 at PIT	Rogie Vachon				
23	1/26/74	2-0 at PIT	Rogie Vachon				
24	3/16/74	2-0 vs. DET	Rogie Vachon				
25	3/23/74	5-0 vs. VAN	Gary Edwards				
No.	Date	Score	Goaltender	No.	Date	Score	Goaltender
26	10/19/74	3-0 vs. KC	Gary Edwards	66	11/3/84	7-0 vs. TOR	Bob Janecyk
27	10/28/74	2-0 vs. PIT	Rogie Vachon	67	3/5/85	6-0 vs. PIT	Bob Janecyk
28	11/13/74	4-0 vs. TOR	Rogie Vachon				
29	11/23/74	0-0 at PIT	Rogie Vachon				
30	11/30/74	2-0 vs. BOS	Gary Edwards				
31	12/18/74	6-0 at KC	Gary Edwards				
32	1/23/75	8-0 vs. TOR	Rogie Vachon				
33	2/22/75	6-0 vs. BOS	Rogie Vachon				
34	3/22/75	4-0 vs. PIT	Rogie Vachon				
No.	Date	Score	Goaltender	No.	Date	Score	Goaltender
35	10/28/75	6-0 vs. WSH	Rogie Vachon	68	12/17/86	3-0 vs. PIT	Darren Eliot
36	10/30/75	4-0 vs. PIT	Rogie Vachon	69	1/14/87	4-0 vs. VAN	Roland Melanson
37	12/10/75	5-0 vs. STL	Rogie Vachon				
38	1/13/76	3-0 at ATL	Rogie Vachon				
39	1/27/76	2-0 vs. WSH	Rogie Vachon				
No.	Date	Score	Goaltender	No.	Date	Score	Goaltender
40	11/16/76	0-0 vs. CLE	Rogie Vachon	70	1/30/88	5-0 vs. MIN	Roland Melanson
41	1/22/77	6-0 vs. NYR	Rogie Vachon	71	2/20/88	3-0 vs. TOR	Roland Melanson
42	1/29/77	4-0 at NYI	Rogie Vachon	72	2/28/88	2-0 at VAN	Glenn Healy
43	2/15/77	3-0 vs. NYI	Rogie Vachon				
44	2/19/77	2-0 vs. BOS	Rogie Vachon				
45	2/22/77	4-0 vs. STL	Rogie Vachon				
46	3/2/77	5-0 at PIT	Rogie Vachon				
47	3/10/77	6-0 vs. WSH	Rogie Vachon				
No.	Date	Score	Goaltender	No.	Date	Score	Goaltender
76	11/4/90	2-0 at CHI	Daniel Berthiaume	76	11/4/90	2-0 at CHI	Daniel Berthiaume
77	3/9/91	3-0 at QUE	Kelly Hrudey	77	3/9/91	3-0 at QUE	Kelly Hrudey
78	3/12/91	6-0 vs. PHI	Kelly Hrudey	78	3/12/91	6-0 vs. PHI	Kelly Hrudey
79	3/26/91	2-0 vs. EDM	Kelly Hrudey	79	3/26/91	2-0 vs. EDM	Kelly Hrudey
No.	Date	Score	Goaltender	No.	Date	Score	Goaltender
80	2/1/92	2-0 vs. CHI	Kelly Hrudey				
No.	Date	Score	Goaltender	No.	Date	Score	Goaltender
81	10/15/92	4-0 vs. CGY	Kelly Hrudey	81	10/15/92	4-0 vs. CGY	Kelly Hrudey
82	2/15/93	3-0 vs. VAN	Kelly Hrudey	82	2/15/93	3-0 vs. VAN	Kelly Hrudey

KINGS ALL-TIME SHUTOUTS

1993-94			
No.	Date	Score	Goaltender
83	2/23/94	0-0 vs. DAL	Robb Stauber
84	3/15/94	7-0 vs. OTT	Kelly Hrudey
1994-95			
NONE			
1995-96			
No.	Date	Score	Goaltender
85	11/7/95	1-0 at STL	Byron Dafoe
1996-97			
No.	Date	Score	Goaltender
86	10/4/96	1-0 vs. NYI	Stephane Fiset
87	10/26/96	0-0 vs. CGY	Stephane Fiset
88	2/22/97	4-0 vs. VAN	Stephane Fiset
89	3/1/97	3-0 at VAN	Stephane Fiset
1997-98			
No.	Date	Score	Goaltender
90	11/4/97	3-0 at NJD	Stephane Fiset
91	12/22/97	1-0 at CHI	Jamie Storr
92	1/31/98	3-0 vs. CHI	Stephane Fiset
93	4/15/98	2-0 at VAN	Jamie Storr
1998-99			
No.	Date	Score	Goaltender
94	10/28/98	4-0 at NJD	Fiset/Legace
95	11/21/98	5-0 vs. CHI	Jamie Storr
96	12/12/98	3-0 vs. VAN	Stephane Fiset
97	12/22/98	3-0 at PIT	Jamie Storr
98	1/14/99	3-0 vs. CGY	Jamie Storr
99	2/6/99	2-0 vs. SJS	Jamie Storr
100	3/15/99	4-0 vs. OTT	Stephane Fiset
101	4/16/99	2-0 at SJS	Stephane Fiset
1999-00			
No.	Date	Score	Goaltender
102	10/2/99	2-0 at NSH	Stephane Fiset
103	12/8/99	4-0 vs. ATL	Jamie Storr
2000-01			
No.	Date	Score	Goaltender
104	10/13/00	5-0 vs. BOS	Steve Passmore
105	11/9/00	2-0 vs. VAN	Jamie Storr
106	1/6/01	5-0 vs. CGY	Jamie Storr
107	1/30/01	8-0 vs. DAL	Jamie Storr
108	2/16/01	4-0 at MIN	Jamie Storr
109	2/22/01	2-0 at CGY	Felix Potvin
110	3/17/01	1-0 vs. SJS	Felix Potvin
111	3/26/01	0-0 vs. SJS	Felix Potvin
112	3/29/01	3-0 vs. CBJ	Felix Potvin
113	3/31/01	4-0 vs. COL	Felix Potvin
2001-02			
No.	Date	Score	Goaltender
114	1/5/02	3-0 at NYI	Felix Potvin
115	1/9/02	4-0 at NYR	Jamie Storr
116	1/15/02	2-0 vs. NSH	Felix Potvin
117	1/30/02	2-0 at MIN	Felix Potvin
118	3/23/02	3-0 vs. SJS	Felix Potvin
119	4/4/02	3-0 vs. DET	Felix Potvin
120	4/8/02	3-0 vs. DAL	Felix Potvin
121	4/14/02	1-0 vs. ANA	Jamie Storr
2002-03			
No.	Date	Score	Goaltender
122	10/29/02	4-0 at ATL	Felix Potvin
123	11/23/02	2-0 vs. DAL	Felix Potvin
124	12/10/02	3-0 at NSH	Felix Potvin
125	12/11/02	3-0 at DAL	Jamie Storr
126	1/30/03	3-0 vs. OTT	Jamie Storr
127	3/15/03	0-0 at CAR	Cristobal Huet
128	4/6/03	2-0 at VAN	Jamie Storr
2003-04			
No.	Date	Score	Goaltender
129	10/10/03	3-0 at PIT	Cristobal Huet
130	10/21/03	4-0 vs. PHI	Roman Cechmanek

131	11/6/03	1-0 at TBL	Roman Cechmanek
132	11/19/03	3-0 vs. NSH	Roman Cechmanek
133	11/22/03	2-0 at COL	Cristobal Huet
134	12/4/03	3-0 vs. DAL	Roman Cechmanek
135	1/13/04	0-0 at NSH	Roman Cechmanek
136	2/23/04	3-0 vs. NSH	Cristobal Huet
2004-05			
DNP-Lockout			
2005-06			
No.	Date	Score	Goaltender
137	1/5/06	4-0 vs. PHX	Mathieu Garon
138	1/12/06	6-0 at BOS	Mathieu Garon
139	4/1/06	1-0 vs. DAL	Mathieu Garon
140	4/3/06	1-0 vs. VAN	Mathieu Garon
141	4/17/06	4-0 at SJS	Jason LaBarbera
2006-07			
No.	Date	Score	Goaltender
142	10/19/06	4-0 at PHX	Mathieu Garon
143	1/3/07	3-0 vs. CBJ	Mathieu Garon
144	2/3/07	7-0 at FLA	Sean Burke
2007-08			
No.	Date	Score	Goaltender
145	10/23/07	6-0 vs. NSH	Jason LaBarbera
146	3/6/08	2-0 vs. OTT	Erik Ersberg
147	3/27/08	4-0 vs. PHX	Erik Ersberg
2008-09			
No.	Date	Score	Goaltender
148	10/24/08	4-0 vs. STL	Jason LaBarbera
149	12/6/08	3-0 vs. CBJ	Jason LaBarbera
150	12/23/08	3-0 at CBJ	Jonathan Quick
151	12/27/08	4-0 at PHX	Jonathan Quick
152	2/3/09	1-0 at OTT	Jonathan Quick
153	3/26/09	*1-0 ^{sow} at DAL	Jonathan Quick
2009-10			
No.	Date	Score	Goaltender
154	1/14/10	4-0 vs. ANA	Jonathan Quick
155	2/13/10	3-0 vs. COL	Jonathan Quick
156	3/8/10	6-0 vs. CBJ	Jonathan Quick
157	3/20/10	1-0 vs. NYI	Jonathan Quick
158	3/30/10	2-0 at NSH	Jonathan Bernier
2010-11			
No.	Date	Score	Goaltender
159	11/4/10	1-0 vs. TBL	Jonathan Quick
160	12/13/10	5-0 at DET	Jonathan Quick
161	12/21/10	5-0 at COL	Jonathan Quick
162	12/27/10	4-0 at SJS	Jonathan Quick
163	1/24/11	2-0 vs. BOS	Jonathan Quick
164	2/1/11	*0-1 ^{sol} at MIN	Jonathan Bernier
165	2/13/11	1-0 at PHI	Jonathan Quick
166	3/3/11	1-0 vs. PHX	Jonathan Bernier
167	3/29/11	2-0 at EDM	Jonathan Bernier
2011-12			
No.	Date	Score	Goaltender
168	10/18/11	5-0 vs. STL	Jonathan Quick
169	10/20/11	2-0 at PHX	Jonathan Quick
170	10/22/11	1-0 vs. DAL	Jonathan Quick
171	11/28/11	2-0 vs. SJS	Jonathan Quick
172	12/28/11	2-0 at CHI	Jonathan Quick
173	1/5/12	1-0 vs. PHX	Jonathan Quick
174	2/25/12	4-0 vs. CHI	Jonathan Quick
175	2/28/12	4-0 at MIN	Jonathan Bernier
176	3/22/12	*1-0 ^{sow} vs. STL	Jonathan Quick
177	3/28/12	3-0 at CGY	Jonathan Quick
178	4/2/12	2-0 vs. EDM	Jonathan Quick
2012-13			
No.	Date	Score	Goaltender
179	3/18/13	4-0 vs. PHX	Jonathan Quick
180	4/4/13	3-0 vs. MIN	Jonathan Bernier

*Shootout

KINGS TEAM RECORDS

NOTE: Team records for fewest wins, losses, ties, points, goals, power-play goals, short-handed goals, penalties and shutouts are based on a full season schedule only (74 or more games).

WINS

MOST ONE SEASON: 46
2010-11, 2009-10, 1990-91
MOST ONE SEASON, HOME: 26
2005-06, 1990-91
MOST ONE SEASON, AWAY: 24
2009-10
FEWEST ONE SEASON: 14
1969-70
FEWEST ONE SEASON, HOME: 9
1985-86
FEWEST ONE SEASON, AWAY: 2
1969-70
FASTEST 10 WINS: 12 GAMES
1980-81
FASTEST 20 WINS: 28 GAMES
1980-81
FASTEST 30 WINS: 51 GAMES
2005-06, 1980-81
FASTEST 40 WINS: 67 GAMES
2009-10

LOSSES

MOST ONE SEASON: 52
1969-70
MOST ONE SEASON, HOME: 27
1985-86
MOST ONE SEASON, AWAY: 30
1969-70
FEWEST ONE SEASON: 17
1974-75
FEWEST ONE SEASON, HOME: 7
1974-75
FEWEST ONE SEASON, AWAY: 10
1974-75

OVERTIME GAMES

MOST ONE SEASON: 27
2003-04
MOST ONE SEASON, HOME: 13
2009-10, 2006-07
MOST ONE SEASON, AWAY: 17
2003-04
MOST OVERTIME WINS, ONE SEASON: 14
2009-10
MOST OVERTIME WINS, ONE SEASON, HOME: 7
2009-10
MOST OVERTIME WINS, ONE SEASON, ROAD: 7
2009-10
MOST OVERTIME LOSSES, ONE SEASON: 15
2011-12
MOST OVERTIME LOSSES, ONE SEASON, HOME: 9
2006-07
MOST OVERTIME LOSSES, ONE SEASON, ROAD: 10
2011-12

TIES

MOST ONE SEASON: 21
1974-75
MOST ONE SEASON, HOME: 11
1974-75
MOST ONE SEASON, AWAY: 10
1974-75
FEWEST ONE SEASON: 5
1998-99
FEWEST ONE SEASON, HOME: 2
2002-03, 1971-72
FEWEST ONE SEASON, AWAY: 2
1998-99
MOST OVERTIME TIES, ONE SEASON: 18
1995-96
FEWEST OVERTIME TIES, ONE SEASON: 5
1998-99

POINTS

MOST ONE SEASON: 105
1974-75
MOST ONE SEASON, HOME: 57
1990-91
MOST ONE SEASON, AWAY: 51
2009-10
FEWEST ONE SEASON: 38
1969-70
FEWEST ONE SEASON, HOME: 22
1985-86
FEWEST ONE SEASON, AWAY: 10
1969-70

GOALS

MOST SCORED ONE SEASON: 376
1988-89 (4.7 GPG)
MOST SCORED ONE SEASON, HOME: 215
1988-89 (5.38 GPG)
MOST SCORED ONE SEASON, AWAY: 164
1989-90 (4.1 GPG)
MOST SCORED ONE GAME, HOME: 12
11/29/84 vs. Vancouver, 12-1 win
MOST SCORED ONE GAME, AWAY: 11
11/8/92 at San Jose, 11-4 win
MOST SCORED ONE GAME, BOTH TEAMS: 17
11/13/87 at Calgary, 10-7 loss
MOST SCORED ONE PERIOD: 7
10/9/93 vs. Detroit, 3rd period, 10-3 win
2/18/89 vs. Quebec, 3rd period, 11-3 win
MOST ALLOWED ONE SEASON: 389
1985-86 (4.86 GPG)
MOST ALLOWED ONE SEASON, HOME: 200
1985-86 (5.0 GPG)
MOST ALLOWED ONE SEASON, AWAY: 221
1982-83 (5.53 GPG)
MOST ALLOWED ONE GAME, HOME: 10
2/13/93 vs. Washington, 10-3 loss
12/29/92 vs. Philadelphia, 10-2 loss
MOST ALLOWED ONE GAME, AWAY: 11
10/17/88 at Calgary, 11-4 loss
11/25/86 at Vancouver, 11-5 loss
1/6/83 at Montreal, 11-3 loss
11/25/81 at Edmonton, 11-4 loss
11/14/71 at Boston, 11-2 loss
MOST ALLOWED ONE PERIOD: 7
2/13/93 vs. Washington, 2nd period, 10-3 loss
10/17/88 at Calgary, 3rd period, 11-4 loss
1/6/83 at Montreal, 3rd period, 11-3 loss
FEWEST SCORED ONE SEASON: 168
1969-70 (2.21 GPG)
FEWEST SCORED ONE SEASON, HOME: 96*
2011-12 (2.34 GPG)
FEWEST SCORED ONE SEASON, AWAY: 71
1969-70 (1.87 GPG)
FEWEST ALLOWED ONE SEASON: 170*
2011-12 (2.07 GPG)
FEWEST ALLOWED ONE SEASON, HOME: 78*
2011-02 (1.90 GPG)
FEWEST ALLOWED ONE SEASON, AWAY: 92*
2011-12 (2.24 GPG)
FASTEST, START OF GAME: 0:07
2/14/87, Dave Williams vs. Hartford
FASTEST, START OF PERIOD: 0:07
2/14/87, Dave Williams vs. Hartford, 1st period
FASTEST TWO GOALS: 0:06
4/15/99, Doug Bodger at 7:47 and Luc Robitaille at 7:53, 3rd period vs. Anaheim
11/2/72, Ralph Backstrom (2) at 8:30 and at 8:36, 3rd period vs. Boston
3/10/68, Bill Flett at 9:14 and Eddie Joyal at 9:20, 1st period at NY Rangers

*Does not include shootout goals.



KINGS TEAM RECORDS

FASTEST THREE GOALS: 0:41
3/2/89, Steve Duchesne at 12:18, Wayne Gretzky at 12:39 and Steve Duchesne at 12:59, 1st period at St. Louis

FASTEST FOUR GOALS: 2:21
11/23/77, Syl Apps, Jr. at 15:42, Hartland Monahan at 16:35, Pete Stelmowski at 16:59 and Ernie Hickie at 18:03, 1st period vs. Chicago

FASTEST FIVE GOALS: 5:07
11/10/07, **Dustin Brown** at 12:46, Scott Thornton at 14:01, Alexander Frolov at 15:35, **Anze Kopitar** at 15:59 and Ladislav Nagy at 17:53, 3rd period vs. Dallas

MOST 20-GOAL SCORERS ONE SEASON: 8
1990-91, Luc Robitaille 45, Tomas Sandstrom 45, Wayne Gretzky 41, Tony Granato 30, Dave Taylor 23, Bob Kudelski 23, Steve Duchesne 21, Todd Elik 21

MOST 30-GOAL SCORERS ONE SEASON: 5
1984-85, Marcel Dionne 46, Bernie Nicholls 46, Dave Taylor 41, Brian MacLellan 31, Jim Fox 30

MOST 40-GOAL SCORERS ONE SEASON: 3
1990-91, Luc Robitaille 45, Tomas Sandstrom 45, Wayne Gretzky 41
1988-89, Bernie Nicholls 70, Wayne Gretzky 54, Luc Robitaille 46
1984-85, Marcel Dionne 46, Bernie Nicholls 46, Dave Taylor 41
1980-81, Marcel Dionne 58, Charlie Simmer 56, Dave Taylor 47

MOST 50-GOAL SCORERS ONE SEASON: 2
1988-89, Bernie Nicholls 70, Wayne Gretzky 54
1987-88, Jimmy Carson 55, Luc Robitaille 53
1980-81, Marcel Dionne 58, Charlie Simmer 56
1979-80, Charlie Simmer 56, Marcel Dionne 53

POWER-PLAY GOALS
MOST SCORED ONE SEASON: 103
1987-88
MOST SCORED ONE GAME, HOME: 6
11/29/84 vs. Vancouver, 12-1 win, Kings went 6-for-8
MOST SCORED ONE GAME, AWAY: 5
11/25/93 at Quebec, 8-6 loss, Kings went 5-for-10
MOST SCORED ONE GAME, BOTH TEAMS: 8
11/25/93 at Quebec, 8-6 loss, Kings went 5-for-10, Nordiques went 3-for-11
MOST ALLOWED ONE SEASON: 114
1992-93
MOST ALLOWED ONE GAME, HOME: 5
10/11/87 vs. Edmonton, 9-2 loss, Oilers went 5-for-7
10/25/83 vs. Hartford, 8-5 loss, Whalers went 5-for-6
11/16/82 vs. Minnesota, 8-3 loss, North Stars went 5-for-5
MOST ALLOWED ONE GAME, AWAY: 5
2/7/06 at Minnesota, 5-1 loss, Wild went 5-for-10
FEWEST SCORED ONE SEASON: 31
1968-69
FEWEST ALLOWED ONE SEASON: 31
1972-73
MOST ATTEMPTS, GAME: 12 (several times)
10/19/06 (last time) at Phoenix, 4-0 win, Kings went 4-for-12
MOST ATTEMPTS ALLOWED, GAME: 12 (several times)
12/23/05 (last time) at Edmonton, 5-3 loss, Oilers went 3-for-12
MOST ATTEMPTS ONE GAME, BOTH TEAMS: 24
12/23/05 at Edmonton, 5-3 loss, Kings went 0-for-12, Oilers went 3-for-12

SHORT-HANDED GOALS

MOST SCORED ONE SEASON: 22
1988-89
MOST SCORED ONE GAME: 3
4/11/98 vs. Colorado
MOST ALLOWED ONE SEASON: 18
1995-96, 1990-91
MOST ALLOWED ONE GAME: 3
1/10/92 at Washington, 7-4 loss
3/14/91 vs. Chicago, 6-3 loss
12/20/85 at Edmonton, 9-4 loss
FEWEST SCORED ONE SEASON: 2
1968-69
FEWEST ALLOWED ONE SEASON: 2
2011-12

PENALTIES
MOST MINUTES ONE SEASON: 2,247
1992-93
MOST MINUTES ONE GAME: 186
3/11/79 at Philadelphia: 3 minors, 8 majors, 14 misconducts
MOST MINUTES ONE PERIOD: 184
3/11/79 at Philadelphia, 1st period: 2 minors, 8 majors, 14 misconducts
MOST MINUTES ONE GAME, BOTH TEAMS: 380
3/11/79 at Philadelphia: 10 minors, 16 majors, 28 misconducts
MOST MINUTES ONE PERIOD, BOTH TEAMS: 372
3/11/79 at Philadelphia, 1st period: 6 minors, 16 majors, 28 misconducts
FEWEST MINUTES ONE SEASON: 698
1968-69
MOST PENALTIES ONE GAME: 41
2/28/90 vs. Edmonton: 26 minors, 9 majors, 6 misconducts
MOST PENALTIES ONE PERIOD: 24
3/11/79 at Philadelphia, 1st period: 2 minors, 8 majors, 14 misconducts
MOST PENALTIES ONE GAME, BOTH TEAMS: 85
2/28/90 vs. Edmonton: 52 minors, 16 majors, 17 misconducts (NHL Record)
MOST PENALTIES ONE PERIOD, BOTH TEAMS: 50
3/11/79 at Philadelphia, 1st period: 6 minors, 16 majors, 28 misconducts

SHUTOUTS
MOST ONE SEASON: 11
2011-12
MOST ONE SEASON, HOME: 8
2000-01
MOST ONE SEASON, AWAY: 6
2010-11
MOST ALLOWED ONE SEASON: 12
2008-09
MOST ALLOWED ONE SEASON, HOME: 6
2011-12, 2008-09
MOST ALLOWED ONE SEASON, AWAY: 6
2008-09, 1997-98, 1974-75, 1967-68
FEWEST ONE SEASON: 0
1985-86
FEWEST ALLOWED ONE SEASON: 0
1990-91, 1988-89, 1987-88, 1986-87
CONSECUTIVE SHUTOUTS VS. ONE OPPONENT: 3 (Dallas)
12/11/02 (3-0 win), 11/23/02 (2-0 win), 4/8/02 (3-0 win)
CONSECUTIVE GAMES WITHOUT BEING SHUTOUT: 261
3/15/86-10/22/89 (5-0 loss vs. Calgary)

KINGS TEAM RECORDS

SHOTS

MOST ONE GAME: 59
12/26/92 at San Jose (7-2 loss)
MOST ONE PERIOD: 27
1/7/10 vs. Detroit (Howard), 2nd period
MOST ALLOWED ONE GAME: 68
3/24/81 at Minnesota (Lessard)
MOST ALLOWED ONE PERIOD: 29
2/11/97 at Colorado (Fiset), 1st period
3/24/81 at Minnesota (Lessard), 3rd period
FEWEST ONE GAME: 12
10/28/97 at Florida
FEWEST ONE PERIOD: 0
3/31/11 at Vancouver, 3rd period
10/18/03 vs. Boston, 3rd period
2/8/01 vs. Carolina, 3rd period
4/1/00 vs. Anaheim, 1st period
10/28/97 at Florida, 1st period
FEWEST ALLOWED ONE GAME: 10
1/11/94 at San Jose
FEWEST ALLOWED ONE PERIOD: 0
4/5/78 vs. St. Louis, 2nd period

DECISIVE GAMES

GREATEST WINNING MARGIN, HOME: 11
11/29/84 vs. Vancouver, 12-1 win
GREATEST WINNING MARGIN, AWAY: 7
11/8/92 at San Jose, 11-4 win
11/2/85 at Hartford, 8-1 win
10/31/84 at Vancouver, 10-3 win
10/21/71 at Philadelphia, 7-0 win
GREATEST LOSING MARGIN, HOME: 9
11/27/85 vs. Hartford, 9-0 loss
GREATEST LOSING MARGIN, AWAY: 9
1/14/06 at Buffalo, 10-1 loss
10/8/75 at Montreal, 9-0 loss
11/14/71 at Boston, 11-2 loss
HIGHEST TIE SCORE: 8-8
12/20/86 at Edmonton

KINGS ALL-TIME POWER PLAY & PENALTY KILLING

Season	Power Play Goals - Attempts	PCT	Rank	Short-Handed Goals - Attempts	PCT	Rank	SGF	SGA
1967-68	33 - 233	14.2%	(10)	52 - 269	80.7%	(11)	5	3
1968-69	31 - 239	13.0%	(12)	53 - 251	78.9%	(12)	2	7
1969-70	39 - 275	14.2%	(11)	67 - 297	77.5%	(10)	6	11
1970-71	41 - 267	15.4%	(12)	53 - 227	76.2%	(13)	6	10
1971-72	38 - 272	14.0%	(14)	50 - 210	76.2%	(14)	4	7
1972-73	52 - 295	17.6%	(8)	31 - 229	86.5%	(1)	4	10
1973-74	43 - 284	15.1%	(13)	48 - 246	80.5%	(9)	4	9
1974-75	52 - 288	18.1%	(12)	48 - 327	85.3%	(1)	11	7
1975-76	61 - 334	18.3%	(14)	55 - 298	81.5%	(8)	8	12
1976-77	68 - 253	26.9%	(1)	52 - 284	81.7%	(7)	6	5
1977-78	50 - 254	19.7%	(14)	46 - 236	80.5%	(9)	3	6
1978-79	76 - 318	23.9%	(7)	55 - 245	77.6%	(9)	6	8
1979-80	83 - 311	26.7%	(2)	94 - 291	67.7%	(21)	7	9
1980-81	90 - 366	24.6%	(6)	81 - 356	77.2%	(9)	12	7
1981-82	75 - 355	21.1%	(16)	89 - 310	71.3%	(21)	7	11
1982-83	81 - 340	23.8%	(7)	94 - 296	68.2%	(21)	10	14
1983-84	75 - 360	20.8%	(15)	82 - 294	72.1%	(21)	10	17
1984-85	87 - 370	23.5%	(9)	54 - 291	81.4%	(3)	9	13
1985-86	69 - 393	17.6%	(21)	103 - 364	71.7%	(21)	9	16
1986-87	97 - 389	24.9%	(3)	92 - 346	73.4%	(21)	9	16
1987-88	103 - 474	21.7%	(9)	96 - 425	77.4%	(17)	11	14
1988-89	82 - 395	20.8%	(11)	80 - 407	80.3%	(10)	22	13
1989-90	76 - 343	22.2%	(8)	88 - 366	76.0%	(17)	11	14
1990-91	80 - 391	20.5%	(6)	63 - 370	83.0%	(6)	8	18
1991-92	79 - 411	19.2%	(10)	76 - 417	81.8%	(6)	11	12
1992-93	102 - 507	20.1%	(11)	114 - 529	78.4%	(18)	16	16
1993-94	92 - 444	20.7%	(7)	90 - 462	80.5%	(21)	19	8
1994-95***	35 - 200	17.5%	(13)	42 - 221	81.0%	(17)	5	8
1995-96	72 - 401	18.0%	(14)	72 - 381	81.1%	(16)	12	18
1996-97	46 - 338	13.6%	(25)	45 - 352	87.2%	(3)	5	14
1997-98	52 - 366	14.2%	(15)	63 - 399	84.2%	(19)	10	12
1998-99	43 - 327	13.1%	(24)	47 - 330	85.8%	(9)	12	11
1999-00	60 - 356	16.9%	(T-10)	66 - 373	82.3%	(21)	4	12
2000-01	71 - 367	19.3%	(T-7)	72 - 382	81.2%	(24)	12	6
2001-02	73 - 353	20.7%	(1)	49 - 366	86.6%	(3)	5	6
2002-03	52 - 354	14.7%	(18)	62 - 371	83.3%	(T-15)	8	4
2003-04	50 - 356	14.0%	(27)	65 - 336	80.7%	(28)	9	4
2004-05	DNP - Lockout							
2005-06	77 - 541	14.2%	(28)	104 - 489	78.7%	(30)	15	12
2006-07	81 - 442	18.3%	(10)	91 - 411	77.9%	(T-29)	6	6
2007-08	64 - 366	17.5%	(17)	68 - 309	78.0%	(T-29)	11	4
2008-09	69 - 360	19.2%	(T-13)	62 - 362	82.9%	(7)	4	8
2009-10	64 - 307	20.8%	(7)	60 - 304	80.3%	(20)	4	6
2010-11	47 - 292	16.1%	(21)	40 - 276	85.5%	(4)	4	6
2011-12	49 - 289	17.0%	(T-16)	38 - 293	87.0%	(4)	9	2
2012-13***	33 - 166	19.9%	(T-10)	27 - 161	83.2%	(10)	2	1

***48-game season.

KINGS INDIVIDUAL PLAYER RECORDS

GOALS

MOST CAREER: 557
Luc Robitaille, 1986-94, 1997-01, 2003-06

MOST CAREER, CENTER: 550
Marcel Dionne, 1975-87

MOST CAREER, LEFT WING: 557
Luc Robitaille, 1986-94, 1997-01, 2003-06

MOST CAREER, RIGHT WING: 431
Dave Taylor, 1977-94

MOST CAREER, DEFENSEMAN: 161
Rob Blake, 1988-01, 2006-08

MOST ONE SEASON: 70
Bernie Nicholls, 1988-89

MOST ONE SEASON, CENTER: 70
Bernie Nicholls, 1988-89

MOST ONE SEASON, LEFT WING: 63
Luc Robitaille, 1992-93

MOST ONE SEASON, RIGHT WING: 47
Dave Taylor, 1980-81

MOST ONE SEASON, DEFENSEMAN: 25
Steve Duchesne, 1988-89

MOST ONE SEASON, ROOKIE: 45
Luc Robitaille, 1986-87

MOST ONE SEASON, ROOKIE DEFENSEMAN: 16
Larry Murphy, 1980-81

MOST ONE SEASON, ONE LINE: 146
Marcel Dionne (53), Charlie Simmer (56),
Dave Taylor (37), 1979-80

MOST, ONE MONTH: 17
Bernie Nicholls, November of 1988
(14 Games Played)

MOST ONE GAME: 4
11/25/93, Luc Robitaille at Quebec
2/6/92, Luc Robitaille vs. Hartford
3/30/88, Jimmy Carson vs. Calgary
11/13/84, Bernie Nicholls at Quebec
11/3/83, Brian MacLellan at Philadelphia
10/20/83, Bernie Nicholls vs. Edmonton
12/12/81, Ian Turnbull vs. Vancouver
11/18/81, Marcel Dionne vs. Detroit
3/14/81, Dave Taylor vs. Minnesota
11/1/80, Charlie Simmer at NY Islanders
10/27/79, Mike Murphy vs. Toronto
10/23/79, Marcel Dionne at Colorado
1/13/79, Marcel Dionne at Detroit
12/21/77, Syl Apps, Jr. vs. Minnesota
1/22/76, Mike Murphy vs. Toronto
3/1/75, Butch Goring vs. Minnesota
12/24/72, Serge Bernier at California

MOST ONE PERIOD: 3
1/12/06, Alexander Frolov at Boston
11/13/05, Alexander Frolov at Columbus
4/3/95, Tony Granato vs. Edmonton
3/10/90, Luc Robitaille vs. Pittsburgh
3/2/89, Steve Duchesne at St. Louis
2/4/89, Wayne Gretzky vs. Buffalo
11/22/88, Bernie Nicholls at Philadelphia
3/17/86, Jim Fox at Toronto
10/25/83, Bernie Nicholls vs. Hartford
11/18/81, Marcel Dionne vs. Detroit
10/16/80, Charlie Simmer vs. Quebec
2/1/78, Butch Goring vs. Washington
1/14/78, Dave Taylor at Atlanta
12/21/77, Syl Apps, Jr. vs. Minnesota
2/11/76, Marcel Dionne at Chicago

1/22/76, Mike Murphy vs. Toronto
11/19/67, Lowell MacDonald vs. Montreal

FASTEST 50 GOALS: 51 Games
Bernie Nicholls, 1988-89
Charlie Simmer, 1980-81

FASTEST 40 GOALS: 42 Games
Charlie Simmer, 1980-81

FASTEST 30 GOALS: 26 Games
Bernie Nicholls, 1988-89

FASTEST 20 GOALS: 19 Games
Bernie Nicholls, 1988-89
Marcel Dionne, 1981-82

MOST POWER-PLAY GOALS, CAREER: 210
Luc Robitaille, 1986-94, 1997-01, 2003-06

MOST POWER-PLAY GOALS, ONE SEASON: 26
Luc Robitaille, 1991-92

MOST POWER-PLAY GOALS, ONE GAME: 4
11/25/93, Luc Robitaille at Quebec
(Ties NHL Record)

MOST SHORT-HANDED GOALS, CAREER: 25
Bernie Nicholls, 1981-90

MOST SHORT-HANDED GOALS, ONE SEASON: 8
Bernie Nicholls, 1988-89

MOST SHORT-HANDED GOALS, ONE GAME: 2
10/12/98, Yanic Perreault at Vancouver
12/11/93, Shawn McEachern vs. St. Louis
3/22/75, Bob Nevin vs. Pittsburgh

MOST GAME-WINNING GOALS, CAREER: 73
Luc Robitaille, 1986-94, 1997-01, 2003-06

MOST GAME-WINNING GOALS, ONE SEASON: 9
Marcel Dionne, 1980-81
Charlie Simmer, 1980-81

MOST OVERTIME GOALS, CAREER: 5
Luc Robitaille, 1986-94, 1997-01, 2003-06
Ziggy Palffy, 1999-04

MOST OVERTIME GOALS, ONE SEASON: 3
Jozef Stumpel, 1999-00
Yanic Perreault, 1995-96

MOST 50+ GOAL SEASONS: 6
Marcel Dionne, 1976-77, 1978-79, 1979-80,
1980-81, 1981-82, 1982-83

MOST CONSECUTIVE 50+ GOAL SEASONS: 5
Marcel Dionne, 1978-83

MOST 40+ GOAL SEASONS: 8
Luc Robitaille, 1986-87, 1987-88, 1988-89,
1989-90, 1990-91, 1991-92, 1992-93, 1993-94
Marcel Dionne, 1975-76, 1976-77, 1978-79,
1979-80, 1980-81, 1981-82, 1982-83, 1984-85

MOST CONSECUTIVE 40+ GOAL SEASONS: 8
Luc Robitaille, 1986-94

MOST 30+ GOAL SEASONS: 11
Luc Robitaille, 1986-94, 1998-01
Marcel Dionne, 1975-86

MOST CONSECUTIVE 30+ GOAL SEASONS: 11
Marcel Dionne, 1975-86

MOST 20+ GOAL SEASONS: 12
Luc Robitaille, 1986-94, 1998-01, 2003-04
Dave Taylor, 1977-86, 1987-89, 1990-91
Marcel Dionne, 1975-87

MOST CONSECUTIVE 20+ GOAL SEASONS: 12
Marcel Dionne, 1975-87

MOST GOALS VS. ONE OPPONENT, ONE SEASON: 12
Marcel Dionne vs. Detroit, 1978-79 (8 Games)

KINGS INDIVIDUAL PLAYER RECORDS

ASSISTS

MOST CAREER: 757
Marcel Dionne, 1975-87

MOST CAREER, CENTER: 757
Marcel Dionne, 1975-87

MOST CAREER, LEFT WING: 597
Luc Robitaille, 1986-94, 1997-01, 2003-06

MOST CAREER, RIGHT WING: 638
Dave Taylor, 1977-94

MOST CAREER, DEFENSEMAN: 333
Rob Blake, 1988-01, 2006-08

MOST ONE SEASON: 122
Wayne Gretzky, 1990-91

MOST ONE SEASON, CENTER: 122
Wayne Gretzky, 1990-91

MOST ONE SEASON, LEFT WING: 63
Luc Robitaille, 1991-92

MOST ONE SEASON, RIGHT WING: 67
Dave Taylor, 1981-82

MOST ONE SEASON, DEFENSEMAN: 60
Larry Murphy, 1980-81

MOST ONE SEASON, ROOKIE: 60
Larry Murphy, 1980-81

MOST ONE SEASON, ROOKIE DEFENSEMAN: 60
Larry Murphy, 1980-81 (NHL Record)

MOST ONE SEASON, ONE LINE: 182
Marcel Dionne (84), Charlie Simmer (45),
Dave Taylor (53), 1979-80

MOST, ONE MONTH: 29
Wayne Gretzky, March of 1991
(14 Games Played)

MOST ONE SEASON, GOALTENDER: 6
Roland Melanson, 1986-87

MOST ONE GAME: 6
10/9/93, Tomas Sandstrom vs. Detroit
12/1/88, Bernie Nicholls vs. Toronto

MOST ONE PERIOD: 4
11/13/05, Pavol Demitra at Columbus
1/29/98, Rob Blake vs. Calgary
10/9/93, Tomas Sandstrom vs. Detroit
3/4/89, Wayne Gretzky vs. Philadelphia

MOST ASSISTS VS. ONE OPPONENT, ONE SEASON: 16
Wayne Gretzky vs. Winnipeg, 1990-91 (8 Games)

POINTS

MOST CAREER: 1,307
Marcel Dionne, 1975-87

MOST CAREER, CENTER: 1,307
Marcel Dionne, 1975-87

MOST CAREER, LEFT WING: 1,154
Luc Robitaille, 1986-94, 1997-01, 2003-06

MOST CAREER, RIGHT WING: 1,069
Dave Taylor, 1977-94

MOST CAREER, DEFENSEMAN: 494
Rob Blake, 1988-01, 2006-08

MOST ONE SEASON: 168
Wayne Gretzky, 1988-89

MOST ONE SEASON, CENTER: 168
Wayne Gretzky, 1988-89

MOST ONE SEASON, LEFT WING: 125
Luc Robitaille, 1992-93 (NHL Record)

MOST ONE SEASON, RIGHT WING: 112
Dave Taylor, 1980-81

MOST ONE SEASON, DEFENSEMAN: 76
Larry Murphy, 1980-81

MOST ONE SEASON, ROOKIE: 84
Luc Robitaille, 1986-87

MOST ONE SEASON, ROOKIE DEFENSEMAN: 76
Larry Murphy, 1980-81 (NHL Record)

MOST ONE SEASON, ONE LINE: 328
Marcel Dionne (137), Charlie Simmer (101),
Dave Taylor (90), 1979-80

MOST, ONE MONTH: 33
Wayne Gretzky, March of 1991
(14 Games Played)

MOST ONE GAME: 8
12/1/88, Bernie Nicholls vs. Toronto (2-6=8)

MOST ONE PERIOD: 4
2/21/08, Patrick O'Sullivan vs. St. Louis (1-3=4)
11/13/05, Alexander Frolov at Columbus (3-1=4)
11/13/05, Pavol Demitra at Columbus (0-4=4)
11/13/05, Craig Conroy at Columbus (2-2=4)
10/23/01, Adam Deadmarsh at Columbus (1-3=4)
1/29/98, Rob Blake vs. Calgary (0-4=4)
10/9/93, Tomas Sandstrom vs. Detroit (0-4=4)
10/9/93, Wayne Gretzky vs. Detroit (2-2=4)
4/1/89, Bernie Nicholls vs. Vancouver (2-2=4)
3/4/89, Wayne Gretzky vs. Philadelphia (0-4=4)
2/18/89, Wayne Gretzky vs. Quebec (2-2=4)
2/4/89, Wayne Gretzky vs. Buffalo (3-1=4)
11/29/88, Wayne Gretzky vs. New Jersey (2-2=4)
10/12/88, Luc Robitaille vs. Boston (2-2=4)
3/17/87, Bernie Nicholls at Washington (2-2=4)
3/14/81, Marcel Dionne vs. Minnesota (1-3=4)
12/4/78, Vic Venasky vs. Washington (1-3=4)

MOST 100+ POINT SEASONS: 7
Marcel Dionne, 1976-77, 1978-79, 1979-80,
1980-81, 1981-82, 1982-83, 1984-85

MOST CONSECUTIVE 100+ POINT SEASONS: 5
Marcel Dionne, 1978-83

MOST POINTS VS. ONE OPPONENT, ONE SEASON: 19
Wayne Gretzky vs. Winnipeg, 1990-91
(3-16=19, 8 Games)
Bernie Nicholls vs. Edmonton, 1988-89
(10-9=19, 8 Games)

PENALTIES

MOST MINUTES, CAREER: 1,846
Marty McSorley, 1988-93, 1994-96

MOST MINUTES, ONE SEASON: 399
Marty McSorley, 1992-93

MOST MINUTES, ONE GAME: 67
3/11/79, Randy Holt at Philadelphia, 1 minor,
3 majors, 5 misconducts (NHL Record)

MOST MINUTES, ONE PERIOD: 67
3/11/79, Randy Holt at Philadelphia, 1 minor,
3 majors, 5 misconducts (NHL Record)

MOST PENALTIES, ONE GAME: 9
4/14/92, Marty McSorley vs. Vancouver
12/9/86, Larry Playfair at NY Islanders
3/11/79, Randy Holt at Philadelphia

MOST PENALTIES, ONE PERIOD: 9
3/11/79, Randy Holt at Philadelphia
(NHL Record)

KINGS INDIVIDUAL PLAYER RECORDS

GAMES PLAYED

MOST SEASONS, CAREER: 17
Dave Taylor, 1977-94

MOST GAMES, CAREER: 1,111
Dave Taylor, 1977-94

MOST GAMES CAREER, CENTER: 921
Marcel Dionne, 1975-87

MOST GAMES CAREER, LEFT WING: 1,077
Luc Robitaille, 1986-94, 1997-01, 2003-06

MOST GAMES CAREER, RIGHT WING: 1,111
Dave Taylor, 1977-94

MOST GAMES CAREER, DEFENSEMAN: 805
Rob Blake, 1988-01, 2006-08

MOST CONSECUTIVE GAMES: 330
Anze Kopitar, 3/21/07 through 3/26/11

SHOTS ON GOAL

MOST CAREER: 3,851
Marcel Dionne, 1975-87

MOST CAREER, CENTER: 3,851
Marcel Dionne, 1975-87

MOST CAREER, LEFT WING: 3,091
Luc Robitaille, 1986-94, 1997-01, 2003-06

MOST CAREER, RIGHT WING: 2,413
Dave Taylor, 1977-94

MOST CAREER DEFENSEMAN: 2,468
Rob Blake, 1988-01, 2006-08

MOST ONE SEASON: 385
Bernie Nicholls, 1988-89

MOST ONE SEASON, DEFENSEMAN: 327
Rob Blake, 1999-00

MOST ONE GAME: 13
1/28/89, Bernie Nicholls vs. Edmonton

GOALTENDERS

MOST GAMES, CAREER: 389
Rogie Vachon, 1971-78

MOST GAMES, ONE SEASON: 72
Jonathan Quick, 2009-10

MOST GAMES ONE SEASON, ROOKIE: 60
Gerry Desjardins, 1968-69

MOST MINUTES, CAREER: 22,922
Rogie Vachon, 1971-78

MOST MINUTES, ONE SEASON: 4,258
Jonathan Quick, 2009-10

MOST MINUTES, ONE SEASON, ROOKIE: 3,499
Gerry Desjardins, 1968-69

BEST GOALS AGAINST AVERAGE, CAREER (Min. 50 Games): 2.32
Jonathan Quick, 2007-13 (286 Games)

BEST GOALS AGAINST AVERAGE, ONE SEASON (Min. 25 Games): 1.95
Jonathan Quick, 2011-12 (69 Games)

BEST GOALS AGAINST AVERAGE, ONE SEASON, ROOKIE (Min. 25 Games): 2.48
Jonathan Bernier, 2010-11 (25 Games)

Jonathan Quick, 2008-09 (44 Games)

MOST SHOTS FACED, CAREER: 11,336
Kelly Hrudey, 1988-96

MOST SHOTS FACED, ONE SEASON: 2,219
Kelly Hrudey, 1993-94

MOST SHOTS FACED, ONE SEASON, ROOKIE: 1,483
Bob Janecyk, 1984-85

MOST SHOTS FACED, ONE GAME: 68
3/24/81, Mario Lessard at Minnesota (4-3 LA win)

MOST SAVES, CAREER: 10,151
Kelly Hrudey, 1988-96

MOST SAVES, ONE SEASON: 1,991
Kelly Hrudey, 1993-94

MOST SAVES, ONE GAME: 65
3/24/81, Mario Lessard at Minnesota (4-3 LA win)

BEST SAVE PERCENTAGE, CAREER (Min. 50 Games): .915
Jonathan Quick, 2007-13 (286 Games)

BEST SAVE PERCENTAGE, ONE SEASON (Min. 25 Games): .929
Jonathan Quick, 2011-12 (69 Games)

BEST SAVE PERCENTAGE, ONE SEASON, ROOKIE (Min. 25 Games): .916
Jamie Storr, 1998-99 (28 Games)

MOST GOALS ALLOWED, CAREER: 1,185
Kelly Hrudey, 1988-96

MOST GOALS ALLOWED, ONE SEASON: 228
Kelly Hrudey, 1993-94

MOST GOALS ALLOWED, ONE SEASON, ROOKIE: 190
Gerry Desjardins, 1968-69

MOST GOALS ALLOWED, ONE GAME: 11
10/17/88, Roland Melanson at Calgary

1/6/83, Mario Lessard at Montreal

11/25/81, Jim Rutherford at Edmonton

11/14/71, Gary Edwards at Boston

MOST SHUTOUTS, CAREER: 32
Rogie Vachon, 1971-78

MOST SHUTOUTS, ONE SEASON: 10
Jonathan Quick, 2011-12

MOST SHUTOUTS, ONE SEASON, ROOKIE: 4
Jonathan Quick, 2008-09

Jamie Storr, 1998-99

Mario Lessard, 1978-79

Gerry Desjardins, 1968-69

MOST WINS, CAREER: 171
Rogie Vachon, 1971-78

MOST WINS, ONE SEASON: 39
Jonathan Quick, 2009-10

MOST WINS, ONE SEASON, ROOKIE: 23
Mario Lessard, 1978-79

MOST LOSSES, CAREER: 148
Rogie Vachon, 1971-78

MOST LOSSES, ONE SEASON: 34
Gerry Desjardins, 1968-69

MOST LOSSES, ONE SEASON, ROOKIE: 34
Gerry Desjardins, 1968-69

MOST TIES, CAREER: 66
Rogie Vachon, 1971-78

MOST TIES, ONE SEASON: 13
Kelly Hrudey, 1991-92

Rogie Vachon, 1977-78, 1974-75

MOST TIES, ONE SEASON, ROOKIE: 10
Mario Lessard, 1978-79

KINGS ALL-TIME STREAKS

LONGEST TEAM WINNING STREAKS

GAMES	YEAR	DATES OF STREAK
9 Games	2009-10	1/21/10 through 2/6/10
8 Games	1991-92	2/23/92 through 3/9/92
8 Games	1972-73	10/21/72 through 11/7/72
7 Games	1990-91	2/18/91 through 3/2/91
7 Games	1990-91	1/3/91 through 1/14/91
7 Games	1984-85	11/9/84 through 11/21/84
6 Games	2011-12	3/11/12 through 3/22/12
6 Games	2010-11	10/28/10 through 11/13/10
6 Games	2001-02	3/11/02 through 3/23/02

LONGEST TEAM POINT STREAKS

GAMES	YEAR	DATES OF STREAK
11 Games (8-0-3)	2010-11	1/22/11 through 2/17/11
11 Games (9-0-2)	1973-74	2/28/74 through 3/24/74
10 Games (9-0-1)	1980-81	10/16/80 through 11/5/80
10 Games (7-0-3)	1974-75	10/24/74 through 11/15/74
9 Games (6-0-3)	2011-12	12/19/11 through 1/5/12
9 Games (9-0-0)	2009-10	1/21/10 through 2/6/10
9 Games (8-0-1)	1972-73	10/21/72 through 11/8/72
8 Games (6-0-2-0)	2000-01	11/2/00 through 11/18/00
8 Games (8-0-0)	1991-92	2/23/92 through 3/9/92
8 Games (7-0-1)	1990-91	2/18/91 through 3/5/91
8 Games (4-0-4)	1979-80	3/13/80 through 4/1/80

LONGEST TEAM LOSING STREAKS

GAMES	YEAR	DATES OF STREAK
11 Games (0-9-0-2)	2003-04	3/16/04 through 4/4/04
10 Games	1983-84	2/22/84 through 3/9/84
8 Games	2007-08	12/12/07 through 12/26/07
8 Games	1983-84	11/20/83 through 12/4/83
8 Games	1969-70	1/29/70 through 2/15/70
8 Games	1969-70	1/11/70 through 1/25/70
8 Games	1967-68	12/25/67 through 1/7/68

LONGEST TEAM WINLESS STREAKS

GAMES	YEAR	DATES OF STREAK
17 Games (0-13-4)	1969-70	1/29/70 through 3/5/70
16 Games (0-7-9)	1981-82	12/26/81 through 1/27/82
14 Games (0-3-9-2)	2003-04	12/18/03 through 1/16/04
13 Games (0-7-6)	1976-77	11/5/76 through 12/2/76
11 Games (0-9-0-2)	2003-04	3/16/04 through 4/4/04
11 Games (0-7-4)	1970-71	11/28/70 through 12/19/70

LONGEST TEAM WINNING STREAKS AT HOME

GAMES	YEAR	DATES OF STREAK
12 Games	1992-93	10/10/92 through 12/5/92
10 Games	1990-91	10/13/90 through 11/20/90
*8 Games	2010-11	10/12/10 through 11/13/10
8 Games	1991-92	2/15/92 through 3/17/92
7 Games	2012-13	4/4/13 through 4/27/13
7 Games	1980-81	10/11/80 through 11/10/80
7 Games	1979-80	11/27/79 through 12/29/79
7 Games	1975-76	10/15/75 through 11/8/75
7 Games	1972-73	10/21/72 through 11/4/72

*Team record for longest home winning streak at start of season

LONGEST TEAM POINT STREAKS AT HOME

GAMES	YEAR	DATES OF STREAK
13 Games (12-0-1)	1992-93	10/10/92 through 12/8/92
11 Games (9-0-2-0)	2001-02	3/4/02 through 4/14/02
11 Games (10-0-1)	1990-91	10/11/90 through 11/20/90
10 Games (8-0-2)	1973-74	3/2/74 through 3/28/74
10 Games (8-0-2)	1972-73	10/21/72 through 11/22/72
9 Games (8-0-1)	1991-92	2/6/92 through 3/17/92

KINGS ALL-TIME STREAKS

LONGEST TEAM LOSING STREAKS AT HOME

GAMES	YEAR	DATES OF STREAK
9 Games	1985-86	2/8/86 through 3/12/86
8 Games	1971-72	10/13/71 through 11/6/71
7 Games (0-4-3)	2006-07	1/8/07 through 2/22/07
6 Games	2003-04	3/16/04 through 4/2/04
5 Games	2002-03	12/30/02 through 1/11/03
5 Games	1979-80	1/29/80 through 2/14/80
5 Games	1973-74	11/3/73 through 11/29/73

LONGEST TEAM WINLESS STREAKS AT HOME

GAMES	YEAR	DATES OF STREAK
9 Games (0-9-0)	1985-86	2/8/86 through 3/12/86
9 Games (0-8-1)	1969-70	1/29/70 through 3/5/70
8 Games (0-6-2)	1998-99	10/18/98 through 11/19/98
8 Games (0-6-2)	1994-95	2/5/95 through 3/18/95
8 Games (0-6-2)	1993-94	2/12/94 through 3/12/94
8 Games (0-7-1)	1992-93	12/15/92 through 1/23/93
8 Games (0-8-0)	1971-72	10/13/71 through 11/6/71
8 Games (0-4-4)	1970-71	11/7/70 through 12/19/70

LONGEST TEAM WINNING STREAKS ON ROAD

GAMES	YEAR	DATES OF STREAK
8 Games	1974-75	12/18/74 through 1/16/75
7 Games	2009-10	12/31/09 through 1/31/10
6 Games	2010-11	2/23/11 through 3/29/11
5 Games	2008-09	2/3/09 through 2/18/09
5 Games	1984-85	10/29/84 through 11/14/84
5 Games	1980-81	11/16/80 through 12/11/80
4 Games	2005-06	12/6/05 through 12/21/05
4 Games	2003-04	10/10/03 through 11/6/03
4 Games	2001-02	1/12/02 through 1/30/02
4 Games	1998-99	12/20/98 through 1/5/99
4 Games	1990-91	1/3/91 through 1/14/91
4 Games	1988-89	11/5/88 through 11/23/88
4 Games	1976-77	2/26/77 through 3/2/77

LONGEST TEAM POINT STREAKS ON ROAD

GAMES	YEAR	DATES OF STREAK
11 Games (6-0-5)	1974-75	10/10/74 through 12/11/74
9 Games (6-0-3)	2010-11	1/22/11 through 2/17/11
8 Games (5-0-3)	1984-85	10/27/84 through 12/5/84
8 Games (8-0-0)	1974-75	12/18/74 through 1/16/75
7 Games (4-0-3)	2011-12	12/19/11 through 1/17/12
7 Games (7-0-0)	2009-10	12/31/09 through 1/31/10
6 Games (6-0-0)	2010-11	2/23/11 through 3/29/11
6 Games (4-0-2)	1993-94	12/20/93 through 1/15/94
6 Games (4-0-2)	1992-93	3/26/93 through 4/10/93
6 Games (5-0-1)	1980-81	3/6/81 through 3/25/81
6 Games (5-0-1)	1980-81	11/16/80 through 12/13/80

LONGEST TEAM LOSING STREAKS ON ROAD

GAMES	YEAR	DATES OF STREAK
11 Games	1969-70	1/11/70 through 2/15/70
10 Games	1993-94	11/9/93 through 12/18/93
10 Games	1971-72	11/13/71 through 12/21/71
9 Games	1986-87	1/31/87 through 3/6/87
9 Games	1983-84	2/24/84 through 3/17/84
9 Games	1967-68	12/13/67 through 1/21/68

LONGEST TEAM WINLESS STREAKS ON ROAD

GAMES	YEAR	DATES OF STREAK
20 Games (0-16-4)	1969-70	1/11/70 through 4/3/70
19 Games (0-11-8)	1981-82	12/16/81 through 3/1/82
15 Games (0-11-4)	1995-96	1/8/96 through 2/26/96
15 Games (0-10-5)	1971-72	1/5/72 through 3/4/72
11 Games (0-9-2)	1982-83	2/17/83 through 3/30/83
11 Games (0-11-0)	1969-70	1/11/70 through 2/15/70

KINGS ALL-TIME STREAKS

OTHER TEAM STREAKS

MOST CONSECUTIVE TIE GAMES: 6
1/15/82 through 1/27/82
MOST CONSECUTIVE GAMES WITH A SHUTOUT: 3
10/18/11 through 10/22/11
MOST CONSECUTIVE GAMES SHUT OUT BY OPPONENT: 3
1/1/69 through 1/7/69
MOST CONSECUTIVE OVERTIME GAMES: 5
4/3/10 through 4/11/10
MOST CONSECUTIVE OVERTIME GAMES AT HOME: 5
12/18/03 through 1/3/04
MOST CONSECUTIVE OVERTIME GAMES ON ROAD: 4
1/7/04 through 1/16/04
MOST CONSECUTIVE OVERTIME WINS: 2
10/8/88 through 10/9/88
MOST CONSECUTIVE OVERTIME LOSSES: 3
3/7/07 through 3/11/07
MOST CONSECUTIVE SHOOTOUT GAMES: 4
4/3/10 through 4/10/10
MOST CONSECUTIVE SHOOTOUT GAMES AT HOME: 3
4/3/10 through 4/10/10
MOST CONSECUTIVE SHOOTOUT GAMES ON ROAD: 2
12/19/11 through 12/23/11
2/16/11 through 2/17/11
3/12/10 through 3/24/10
11/14/09 through 11/16/09
12/16/05 through 12/19/05
LONGEST SHOOTOUT WINNING STREAK: 5
10/9/10 through 1/26/11
12/10/09 through 1/30/10
LONGEST SHOOTOUT LOSING STREAK: 3
1/31/13 through 4/7/13
12/23/11 through 1/12/12
11/22/08 through 12/15/08
INDIVIDUAL STREAKS
LONGEST POINT STREAK: 25 GAMES
Wayne Gretzky, 2/8/91 through 3/28/91 (8-49=57)
Bernie Nicholls, 10/16/84 through 12/10/84 (21-19=40)
LONGEST GOAL STREAK: 13 GAMES
Charlie Simmer, 11/24/79 through 12/27/79
LONGEST ASSIST STREAK: 23 GAMES
Wayne Gretzky, 2/8/91 through 3/24/91 (48 Assists) (NHL Record)
MOST CONSECUTIVE GAMES PLAYED: 330
Anze Kopitar, 3/21/07 through 3/26/11
MOST CONSECUTIVE GAMES PLAYED, GOALIE: 32
Felix Potvin, 2/20/01 through 10/23/01 (16-10-6 Record)
MOST CONSECUTIVE GAMES PLAYED TO START SEASON, GOALIE: 23
Gerry Desjardins, 10/11/69 through 12/10/69 (5-17-1 Record)
MOST CONSECUTIVE GOALTENDING WINS: 9
Jonathan Quick, 1/21/10 through 2/6/10
LONGEST GOALIE UNBEATEN STREAK: 13 GAMES
Gary Edwards, 12/18/74 through 3/13/75 (7-0-6)
LONGEST GOALIE SHUTOUT STREAK: 3
Jonathan Quick, 10/18/11 through 10/22/11
LONGEST GOALIE SCORELESS STREAK: 202:11
Jonathan Quick, 10/15/11 (3rd period) through 10/27/11 (1st period)

KINGS REGULAR SEASON OVERTIME RECORD

YEAR	GP	W	L	T	PTS
1983-84	17	1	3	13	15
1984-85	19	3	2	14	20
1985-86	14	3	3	8	14
1986-87	12	2	2	8	12
1987-88	12	1	3	8	10
1988-89	14	6	1	7	19
1989-90	12	3	2	7	13
1990-91	16	4	1	10	18
1991-92	16	1	1	14	16
1992-93	13	2	1	10	14
1993-94	18	3	0	12	18
1994-95	9	0	0	9	9
1995-96	23	3	2	18	24
1996-97	14	0	3	11	11
1997-98	16	3	2	11	17
1998-99	12	5	2	5	15
1999-00	21	5	4	12	26
2000-01	19	3	3	13	22
2001-02	19	3	4	11	21
2002-03	19	6	7*	6	24
2003-04	27	2	9	16	29
2004-05	DNP - Lockout				
2005-06	15	10	5	—	25
2006-07	20	6	14	—	26
2007-08	14	7	7	—	21
2008-09	19	8	11	—	27
2009-10	23	14	9	—	37
2010-11	17	11	6	—	28
2011-12	24	9	15	—	33
2012-13	8	3	5	—	11
TOTALS	481	127	131	223	575

Note: The NHL began awarding a point for an overtime loss during the 1999-00 season and began deciding games by shootout during the 2005-06 season.

*The Kings lost to Columbus on 3/25/03 but did not receive an overtime point because the club pulled its goaltender in the extra session. That game is officially recognized as a regulation loss by the NHL.

KINGS REGULAR SEASON OVERTIME RECORD VS. NHL

TEAM	OVERALL W-L-T	HOME W-L-T	ROAD W-L-T
Anaheim	14-10-11	7-6-4	7-4-7
Boston	7-6-8	3-3-4	4-3-4
Buffalo	2-0-6	1-0-3	1-0-3
Calgary	9-6-12	4-2-6	5-4-6
Carolina	3-2-5	2-0-2	1-2-3
Chicago	5-5-10	3-3-4	2-2-6
Colorado	7-3-5	3-2-4	4-1-1
Columbus	2-4-1	0-1-1	2-3-0
Dallas	10-9-14	8-3-7	2-6-7
Detroit	5-4-11	2-1-5	3-3-6
Edmonton	7-11-23	3-7-12	4-4-11
Florida	1-0-3	0-0-0	1-0-3
Minnesota	5-7-5	2-3-2	3-4-3
Montreal	1-1-6	0-1-3	1-0-3
Nashville	3-3-3	3-2-0	0-1-3
New Jersey	2-2-3	2-0-2	0-2-1
NY Islanders	3-4-2	2-3-1	1-1-1
NY Rangers	1-5-5	1-3-4	0-2-1
Ottawa	1-0-2	0-0-1	1-0-1
Philadelphia	3-2-2	1-0-1	2-2-1
Phoenix	9-11-24	6-6-14	3-5-10
Pittsburgh	5-6-4	4-2-0	1-4-4
San Jose	8-13-7	4-4-4	4-9-3
St. Louis	2-3-13	1-1-6	1-2-7
Tampa Bay	2-1-2	0-0-2	2-1-0
Toronto	1-1-10	0-0-6	1-1-4
Vancouver	8-6-20	3-3-11	5-3-9
Washington	1-2-6	0-1-3	1-1-3
Winnipeg	0-4-0	0-2-0	0-2-0
TOTALS	127-131-223	65-59-112	62-72-111

Ties were not contested in overtime prior to the 1983-84 season.

Win columns include shootout wins after the 2003-04 season.

Loss columns include shootout losses after the 2003-04 season.

KINGS ALL-TIME REGULAR SEASON OVERTIME GOALS

1983-84	1. Marcel Dionne, 12/26/83 at VAN, (Caprice), 1:00	1997-98	33. Luc Robitaille, 11/23/97 at COL, (Billington), 2:43
1984-85	2. Bernie Nicholls, 11/13/84 at QUE, (Bouchard), 2:57		34. Ray Ferraro, 1/12/98 vs. ANA, (Hebert), 2:04
	3. Dave Taylor, 1/19/85 vs. NYI, (Hrudey), 3:28		35. Yanic Perreault, 3/9/98 vs. ANA, (Shtalenkov), 4:19
	4. Marcel Dionne, 2/23/85 at HFD, (Liut), 2:46	1998-99	36. Luc Robitaille, 10/16/98 vs. BOS, (Dafoe), 2:47
1985-86	5. Dave Williams, 11/16/85, vs. PIT, (Romano), 3:10		37. Craig Johnson, 1/5/99 at EDM, (Shtalenkov), 1:07
	6. Phil Sykes, 11/21/85 at DET, (Stefan), 3:59		38. Luc Robitaille, 2/24/99 at DET, (Osgood), 1:57
	7. Bryan Erickson, 2/17/86 at MTL, (Roy), 4:36		39. Olli Jokinen, 3/30/99 at BOS, (Dafoe), 3:54
1986-87	8. Bernie Nicholls, 10/15/86 at DET, (Hanlon), 4:41		40. Ray Ferraro, 4/15/99 vs. ANA, (Roussel), 2:21
	9. Morris Lukowich, 12/27/86 vs. BOS, (Ranford), 4:20	1999-00	41. Sean O'Donnell, 2/14/00 vs. CGY, (Brathwaite), 1:42
1987-88	10. Bernie Nicholls, 1/21/88 at CGY, (Vernon), 0:42		42. Jozef Stumpel, 3/4/00 vs. NSH, (Dunham), 0:28
1988-89	11. Dave Taylor, 10/8/88 vs. CGY, (Wamsley), 4:37		43. Jozef Stumpel, 3/13/00 vs. VAN, (Potvin), 3:53
	12. Steve Duchesne, 10/9/88 vs. NYI, (Smith), 3:17		44. Jozef Stumpel, 3/23/00 at PHI, (Boucher), 1:20
	13. Mike Krushelnyski, 1/10/89 vs. EDM, (Ranford), 2:20		45. Glen Murray, 4/9/00 at ANA, (Hebert), 1:06
	14. Luc Robitaille, 2/10/89 at WSH, (Malarchuk), 1:39	2000-01	46. Ziggy Palffy, 10/23/00 at ANA, (Hebert), 1:04
	15. Dave Taylor, 3/7/89 vs. PIT, (Barrasso), 2:37		47. Bryan Smolinski, 1/16/01 at OTT, (Lalime), 2:01
	16. Marty McSorley, 3/29/89 vs. WPG, (Reddick), 3:37		48. Bryan Smolinski, 3/17/01 at SJS, (Nabokov), 0:40
1989-90	17. Wayne Gretzky, 10/15/89 at EDM, (Ranford), 3:24	2001-02	49. Ziggy Palffy, 11/10/01 vs. DET, (Hasek), 3:33
	18. Bernie Nicholls, 12/6/89 vs. VAN, (McLean), 2:51		50. Aaron Miller, 12/16/01 at ANA, (Giguere), 0:14
	19. Bob Kudelski, 3/14/1990 at BUF, (Puppa), 1:25		51. Ziggy Palffy, 4/6/02 vs. EDM, (Salo), 0:28
1990-91	20. Tony Granato, 11/17/90 vs. PIT, (Pietrangelo), 0:52	2002-03	52. Jaroslav Modry, 11/2/02 vs. NSH, (Dunham), 1:45
	21. Luc Robitaille, 12/20/90 at CGY, (Wamsley), 3:43		53. Mathieu Schneider, 12/14/02 vs. PIT, (Hedberg), 4:22
	22. Brian Benning, 1/8/91 vs. HFD, (Reaugh), 3:37		54. Brad Chartrand, 12/26/02 vs. PHX, (Boucher), 3:14
	23. Tomas Sandstrom, 3/24/91 at EDM, (Fuhr), 3:30		55. Jason Allison, 1/13/03 vs. SJS, (Kiprusoff), 3:50
1991-92	24. Mike Donnelly, 11/19/91 at SJS, (Hackett), 3:47		56. Ziggy Palffy, 1/25/03 vs. NJD, (Brodeur), 3:50
1992-93	25. Tomas Sandstrom, 10/6/92 at CGY, (Vernon), 3:40	2003-04	57. Steve Kelly, 3/31/03 at PHX, (Boucher), 1:42
	26. Tomas Sandstrom, 4/10/93 at SJS, (Irbe), 3:22		58. Ziggy Palffy, 11/6/03 at TBL, (Grahame), 4:52
1993-94	27. Rob Blake, 10/29/93 at WPG, (Essensa), 3:07		59. Joe Corvo, 1/28/04 at ANA, (Gerber), 2:37
	28. Warren Rychel, 12/20/93 at CGY, (Vernon), 4:59	2004-05	DNP - Lockout
	29. Mike Donnelly, 3/25/94 at EDM, (Brathwaite), 2:24	2005-06	60. Pavol Demitra, 10/9/05 vs. MIN, (Fernandez), 3:31
1994-95	None		61. Mattias Norstrom, 1/2/06 vs. DAL, (Turco), 2:29
1995-96	30. Yanic Perreault, 10/10/95 vs. CHI, (Hackett), 2:10		62. Joe Corvo, 2/11/06 vs. CHI, (Anderson), 0:40
	31. Yanic Perreault, 10/21/95 at PIT, (Wregget), 0:40		63. Lubomir Visnovsky, 3/07/06 at MIN, (Fernandez), 1:21
	32. Yanic Perreault, 4/14/96 at COL, (Roy), 4:12	2006-07	64. Alexander Frolov, 1/26/07 at VAN, (Luongo), 1:48
1996-97	None		65. Michael Cammalleri, 3/1/07 vs. ANA, (Bryzgalov), 3:17

KINGS ALL-TIME REGULAR SEASON OVERTIME GOALS

2007-08	66. Anze Kopitar , 11/10/07 vs. DAL (Turco), 2:34	2010-11	75. Anze Kopitar , 12/4/10 vs. DET (Osgood), 4:04
	67. Dustin Brown , 12/30/07 at CHI (Khabibulin), 3:31		2011-12
2008-09	68. Michal Handzus, 10/17/08 vs. CAR, (Ward), 3:21	2011-12	76. Jack Johnson, 10/7/11 vs. NYR (Lundqvist), 4:08
	69. Michal Handzus, 3/5/09 vs. DAL, (Turco), 1:31		77. Jack Johnson, 10/15/11 at PHI (Bryzgalov), 1:39
	70. Dustin Brown , 3/19/09 at BOS, (Thomas), 4:25		78. Drew Doughty , 1/5/12 vs. PHX (Smith), 0:38
			2012-13
2009-10	71. Michal Handzus, 10/22/09 vs. DAL, (Auld), 0:55	2012-13	79. Jeff Carter , 4/21/13 vs. DAL (Lehtonen), 4:08
	72. Dustin Brown , 12/9/09 at SJS (Nabokov), 1:16		
	73. Drew Doughty , 3/22/10 vs. COL (Anderson), 3:40		
	74. Dustin Brown , 4/11/10 at COL (Anderson), 1:31		

KINGS ALL-TIME OVERTIME GOAL LEADERS

Player	Career Total
Ziggy Palffy	5
Luc Robitaille	5
Dustin Brown	4
Bernie Nicholls	4
Yanic Perreault	4
Michal Handzus	3
Tomas Sandstrom	3
Jozef Stumpel	3
Dave Taylor	3
Drew Doughty	2
Anze Kopitar	2
Joe Corvo	2
Marcel Dionne	2
Mike Donnelly	2
Ray Ferraro	2
Jack Johnson	2
Bryan Smolinski	2
Several	1

CAREER OVERTIME GOALS SCORED BY CURRENT KINGS

Player	Career Total
Dustin Brown	4 (4 with LA)
Jeff Carter	4 (1 with LA; 3 with PHI)
Mike Richards	4 (4 with PHI)
Jarret Stoll	3 (3 with EDM)
Drew Doughty	2 (2 with LA)
Anze Kopitar	2 (2 with LA)
Justin Williams	2 (1 with CAR; 1 with PHI)
Matt Frattin	1 (1 with TOR)

KINGS CAREER AND 2012-13 SHOOTOUT STATS

CAREER					CAREER					
Player	Goals	Shots	PCT	GDG	Goaltender	W	L	ATT	GA	PCT
Armstrong, Derek	0	1	.000	0	Aubin, J-S	1	1	4	2	.500
Avery, Sean	0	1	.000	0	Bernier, Jonathan	1	4	16	8	.500
Brown, Dustin	18	55	.327	7	Brust, Barry	1	1	5	1	.800
Cammalleri, Michael	3	12	.250	1	Burke, Sean	2	2	22	11	.500
Carter, Jeff	4	7	.571	2	Cloutier, Dan	1	0	4	1	.750
Clarke, Noah	0	1	.000	0	Ersberg, Erik	3	7	46	17	.630
Conroy, Craig	0	1	.000	0	Garon, Mathieu	5	4	34	10	.706
Corvo, Joe	1	3	.333	1	LaBarbera, Jason	4	4	22	11	.500
Demitra, Pavol	3	5	.600	3	Quick, Jonathan	30	18	175	54	.691
Doughty, Drew	2	7	.286	1	TOTALS	48	41	328	115	.649
Frolov, Alexander	8	22	.364	2						
Gagne, Simon	0	4	.000	0						
Handzus, Michal	9	18	.500	3						
Johnson, Jack	10	34	.294	2						
Kopitar, Anze	24	63	.381	8						
Kostopoulos, Tom	0	1	.000	0						
Lewis, Trevor	0	1	.000	0						
Lundmark, Jamie	2	3	.667	0						
Moller, Oscar	0	2	.000	0						
O'Sullivan, Patrick	7	16	.438	4						
Parrish, Mark	0	1	.000	0						
Parse, Scott	0	1	.000	0						
Penner, Dustin	0	1	.000	0						
Purcell, Teddy	0	2	.000	0						
Richards, Mike	5	13	.385	2						
Richardson, Brad	0	1	.000	0						
Robitaille, Luc	2	3	.667	1						
Roenick, Jeremy	1	2	.500	0						
Simmonds, Wayne	2	5	.400	0						
Smyth, Ryan	1	6	.167	0						
Stoll, Jarret	13	25	.520	6						
Visnovsky, Lubomir	1	3	.333	1						
Williams, Justin	6	13	.462	4						
Willisie, Brian	0	3	.000	0						
TOTALS	122	336	.363	48						

2012-13					2012-13					
Player	Goals	Shots	PCT	GDG	Goaltender	W	L	ATT	GA	PCT
Brown, Dustin	2	4	.500	1	Bernier, Jonathan	0	1	3	3	.000
Carter, Jeff	3	5	.600	1	Quick, Jonathan	2	3	19	9	.526
Doughty, Drew	0	1	.000	0	TOTALS	2	4	22	12	.455
Gagne, Simon	0	1	.000	0						
Kopitar, Anze	2	4	.500	0						
Richards, Mike	2	4	.500	0						
Stoll, Jarret	0	1	.000	0						
Williams, Justin	0	1	.000	0						
TOTALS	9	21	.429	2						

KINGS ALL-TIME SHOOTOUT RECORDS

Note: Team records for shootout wins and losses are based on a full season schedule only (74 or more games).

TEAM SHOOTOUT RECORDS

MOST, ONE SEASON: 18
2009-10
MOST ONE SEASON, HOME: 11
2009-10
MOST ONE SEASON, AWAY: 7
2011-12, 2010-11, 2009-10
FEWEST ONE SEASON: 7
2005-06
FEWEST ONE SEASON, HOME: 3
2007-08, 2005-06
FEWEST ONE SEASON, AWAY: 2
2006-07

SHOOTOUT WINS

MOST ONE SEASON: 10
2010-11, 2009-10
MOST ONE SEASON, HOME: 5
2010-11, 2009-10
MOST ONE SEASON, AWAY: 5
2010-11, 2009-10
FEWEST ONE SEASON: 4
2006-07
FEWEST ONE SEASON, HOME: 2
2008-09, 2007-08
FEWEST ONE SEASON, AWAY: 1
2006-07

SHOOTOUT LOSSES

MOST ONE SEASON: 9
2011-12
MOST ONE SEASON, HOME: 6
2009-10, 2008-09
MOST ONE SEASON, AWAY: 4
2011-12
FEWEST ONE SEASON: 1
2005-06
FEWEST ONE SEASON, HOME: 0
2010-11
FEWEST ONE SEASON, AWAY: 1
2006-07, 2005-06

SHOOTOUT ROUNDS

MOST ROUNDS IN A WIN: 8
12/10/09 vs. Phoenix (3-2 SOW)
MOST ROUNDS IN A LOSS: 10
2/11/10 vs. Edmonton (3-2 SOL)

PLAYER SHOOTOUT RECORDS

MOST GOALS, CAREER: 24
Anze Kopitar, 2006-13
MOST GOALS, ONE SEASON: 9
Jarret Stoll, 2010-11
MOST ATTEMPTS, CAREER: 63
Anze Kopitar, 2006-13
MOST ATTEMPTS, ONE SEASON: 17
Jack Johnson, 2009-10
MOST GAME-DECIDING GOALS, CAREER: 8
Anze Kopitar, 2006-13
MOST GAME-DECIDING GOALS, ONE SEASON: 4
Jarret Stoll, 2010-11, **Anze Kopitar**, 2009-10
BEST SCORING PERCENTAGE, CAREER
(Min. 10 Shots): .520
Jarret Stoll, 2008-13 (13 Goals, 25 Shots)
BEST SCORING PERCENTAGE, ONE SEASON
(Min. 5 Shots): .900
Jarret Stoll, 2010-11, (9 Goals, 10 Shots) (NHL Record)

GOALTENDER SHOOTOUT RECORDS

MOST WINS, CAREER: 30
Jonathan Quick, 2007-13
MOST WINS, ONE SEASON: 10
Jonathan Quick, 2010-11 (Ties NHL Record)
MOST LOSSES, CAREER: 18
Jonathan Quick, 2007-13
MOST LOSSES, ONE SEASON: 8
Jonathan Quick, 2011-12
MOST SHOTS FACED, CAREER: 175
Jonathan Quick, 2007-13
MOST SHOTS FACED, ONE SEASON: 51
Jonathan Quick, 2009-10
BEST SAVE PERCENTAGE, CAREER
(Min. 20 Shots Against): .691
Jonathan Quick, 2007-13, (121 Saves, 175 Shots)
BEST SAVE PERCENTAGE, ONE SEASON
(Min. 10 Shots Against): .818
Jonathan Quick, 2010-11, (36 Saves, 44 Shots)
BEST WINNING PERCENTAGE, CAREER
(Min. 8 Games): .625
Jonathan Quick, 2007-13, (30-18 Career Record)
BEST WINNING PERCENTAGE, ONE SEASON
(Min. 3 Games): 1.000
Jonathan Quick, 2010-11, (10-0 Record)

ALL-TIME SHOOTOUT RECORD VS. NHL

TEAM	OVERALL	HOME	ROAD
Anaheim	6-6	3-3	3-3
Boston	3-0	1-0	2-0
Buffalo	1-0	1-0	–
Calgary	3-1	2-1	1-0
Carolina	–	–	–
Chicago	2-1	1-1	1-0
Colorado	2-3	2-2	0-1
Columbus	2-0	–	2-0
Dallas	5-3	3-2	2-1
Detroit	0-1	0-1	–
Edmonton	1-5	1-5	–
Florida	1-0	–	1-0
Minnesota	3-4	1-1	2-3
Montreal	–	–	–
Nashville	1-1	1-1	–
New Jersey	1-1	1-0	0-1
NY Islanders	1-0	–	1-0
NY Rangers	0-1	–	0-1
Ottawa	–	–	–
Philadelphia	1-0	1-0	–
Phoenix	4-3	3-1	1-2
Pittsburgh	0-1	0-1	–
San Jose	3-6	2-2	1-4
St. Louis	2-1	1-1	1-0
Tampa Bay	1-1	–	1-1
Toronto	1-0	–	1-0
Vancouver	4-1	1-1	3-0
Washington	–	–	–
Winnipeg	0-1	0-1	–
TOTALS	48-41	25-24	23-17



KINGS PENALTY SHOTS FOR - REGULAR SEASON

16 MADE, 35 MISSED

No.	Result	Player	Goalie, Opponent, Date
1.	MISSED	Eddie Joyal	vs. Ed Giacomin, NY Rangers, 10/31/67
2.	MADE	Butch Goring	vs. Gilles Villemure, at NY Rangers, 2/13/72
3.	MISSED	Paul Curtis	vs. Bernie Parent, Toronto, 3/25/72
4.	MADE	Phil Hoene	vs. Cesare Maniago, at Minnesota, 12/11/73
5.	MADE	Juha Widing	vs. Dan Bouchard, at Atlanta, 2/10/74
6.	MISSED	Bart Crashley	vs. Ken Dryden, at Montreal, 10/8/75
7.	MADE	Bob Nevin	vs. Tony Esposito, at Chicago, 2/11/76
8.	MISSED	Hartland Monahan	vs. Dan Bouchard, Atlanta, 2/9/78
9.	MISSED	Charlie Simmer	vs. Billy Smith, NY Islanders, 11/24/79
10.	MISSED	Steve Jensen	vs. Glenn Resch, Colorado, 10/15/81
11.	MADE	Marcel Dionne	vs. Tom Barraso, at Buffalo, 3/9/84
12.	MISSED	Dave Williams	vs. Roberto Romano, Pittsburgh, 1/21/87
13.	MISSED	Marcel Dionne	vs. Alain Chevrier, New Jersey, 1/28/87
14.	MADE	Luc Robitaille	vs. Eldon Reddick, at Winnipeg, 10/25/87
15.	MISSED	Luc Robitaille*	vs. Sean Burke, New Jersey, 2/2/89
16.	MADE	Tomas Sandstrom	vs. Wendell Young, at Pittsburgh, 2/10/90
17.	MISSED	Wayne Gretzky	vs. Peter Ing, at Toronto, 1/5/91
18.	MADE	Luc Robitaille	vs. Kay Whitmore, Hartford, 2/6/92
19.	MADE	Mike Donnelly	vs. Kirk McLean, Vancouver, 11/12/92
20.	MISSED	Luc Robitaille	vs. Jon Casey, Minnesota, 4/3/93
21.	MISSED	Tony Granato	vs. Jocelyn Thibault, at Quebec, 11/25/93
22.	MISSED	Mike Donnelly	vs. Curtis Joseph, at St. Louis, 4/7/94
23.	MADE	Dan Quinn	vs. Mikhail Shtalenkov, at Anaheim, 3/21/95
24.	MISSED	Kevin Stevens	vs. Nikolai Khabibulin, at Winnipeg, 2/26/96
25.	MISSED	Glen Murray	vs. Guy Hebert, at Anaheim, 2/7/98
26.	MISSED	Rob Blake	vs. Dwayne Roloson, Calgary, 4/13/98
27.	MISSED	Ziggy Palffy	vs. Fred Brathwaite, at Calgary, 4/7/01
28.	MISSED	Ziggy Palffy	vs. Manny Fernandez, Minnesota, 10/7/01
29.	MISSED	Ian Laperriere	vs. Jose Theodore, at Montreal, 10/22/01
30.	MISSED	Ziggy Palffy	vs. Evgeni Nabokov, at San Jose, 2/17/03
31.	MISSED	Esa Pirnes	vs. Marc-Andre Fleury, at Pittsburgh, 10/10/03
32.	MISSED	Esa Pirnes	vs. Jocelyn Thibault, at Chicago, 10/12/03
33.	MADE	Joe Corvo	vs. Jimmy Howard, Detroit, 11/28/05
34.	MADE	Alexander Frolov	vs. Andrew Raycroft, at Boston, 1/12/06
35.	MISSED	Sean Avery	vs. John Grahame, Tampa Bay, 1/17/06
36.	MISSED	Ladislav Nagy	vs. Evgeni Nabokov, at San Jose, 11/24/07
37.	MISSED	Jeff Giuliano	vs. Miikka Kiprusoff, Calgary, 2/15/08
38.	MISSED	Alexander Frolov	vs. Roberto Luongo, Vancouver, 10/30/08
39.	MISSED	Patrick O'Sullivan	vs. Steve Mason, Columbus, 12/6/08
40.	MADE	Patrick O'Sullivan	vs. Scott Clemmensen, at New Jersey, 2/7/09
41.	MADE	Wayne Simmonds	vs. Brian Elliott, Ottawa, 12/3/09
42.	MISSED	Dustin Brown	vs. Miikka Kiprusoff, at Calgary, 12/30/09
43.	MISSED	Fredrik Modin	vs. Devan Dubnyk, Edmonton, 4/10/10
44.	MADE	Dustin Brown	vs. Dwayne Roloson, NY Islanders, 11/13/10
45.	MISSED	Jack Johnson	vs. Kari Lehtonen, at Dallas, 1/17/11
46.	MISSED	Jarret Stoll	vs. Nikolai Khabibulin, at Edmonton, 2/2/11
47.	MISSED	Mike Richards	vs. Marc-Andre Fleury, Pittsburgh, 11/5/11
48.	MISSED	Anze Kopitar	vs. Jimmy Howard, Detroit, 11/19/11
49.	MISSED	Mike Richards	vs. Corey Crawford, at Chicago, 12/28/11
50.	MADE	Trevor Lewis	vs. Craig Anderson, Ottawa, 1/23/12
51.	MISSED	Dustin Brown	vs. Viktor Fasth, Anaheim, 2/25/13

*Penalty Shot attempted in overtime.

KINGS PENALTY SHOTS AGAINST - REGULAR SEASON

12 MADE, 39 MISSED

No.	Result	Player	Goalie, Opponent, Date
1.	MISSED	Norm Ullman	vs. Wayne Rutledge, at Toronto, 1/22/70
2.	MISSED	Billy Harris	vs. Rogie Vachon, at NY Islanders, 10/12/72
3.	MISSED	Joey Johnston	vs. Rogie Vachon, at Oakland, 1/2/74
4.	MISSED	Gil Perreault	vs. Rogie Vachon, Buffalo, 2/4/76
5.	MISSED	Dennis Polonich	vs. Rogie Vachon, Detroit, 12/4/76
6.	MISSED	Don Murdoch	vs. Rogie Vachon, at NY Rangers, 1/9/77
7.	MISSED	Dale McCourt	vs. Mario Lessard, Detroit, 11/22/78
8.	MISSED	Al MacAdam	vs. Ron Grahame, at Minnesota, 12/6/78
9.	MISSED	Bengt Gustafsson	vs. Ron Grahame, Washington, 2/12/80
10.	MISSED	Glen Sharpley	vs. Mario Lessard, at Chicago, 2/12/81
11.	MADE	Rick Vaive	vs. Darren Eliot, Toronto, 12/4/86
12.	MADE	Mel Bridgman	vs. Roland Melanson, at Detroit, 3/25/87
13.	MISSED	Joe Mullen#	vs. Al Jensen, Calgary, 3/28/87
14.	MADE	Mario Lemieux	vs. Kelly Hrudey, Pittsburgh, 3/7/89
15.	MADE	Normand Lacombe	vs. Kelly Hrudey, at Philadelphia, 2/5/91
16.	MADE	Paul Ysebaert	vs. Robb Stauber, at Detroit, 11/27/92
17.	MADE	Mikael Andersson	vs. Robb Stauber, Tampa Bay, 12/15/92
18.	MISSED	Mats Sundin	vs. Kelly Hrudey, at Quebec, 2/2/93
19.	MISSED	Craig Janney	vs. Robb Stauber, St. Louis, 3/20/93
20.	MISSED	Pavel Bure	vs. Kelly Hrudey, Vancouver, 10/6/93
21.	MISSED	Alexander Mogilny	vs. Robb Stauber, at Buffalo, 12/17/93
22.	MISSED	Tony Amonte*	vs. Kelly Hrudey, NY Rangers, 1/27/94
23.	MISSED	Sergei Fedorov*	vs. Kelly Hrudey, at Detroit, 2/12/95
24.	MISSED	Dirk Graham	vs. Kelly Hrudey, at Chicago, 3/9/95
25.	MADE	Steve Chiasson	vs. Byron Dafee, at Calgary, 12/11/95
26.	MISSED	Peter Bondra	vs. Stephane Fiset, at Washington, 4/4/98
27.	MADE	Peter Bondra	vs. Stephane Fiset, at Washington, 1/29/99
28.	MADE	Tomas Sandstrom	vs. Stephane Fiset, Anaheim, 2/15/99
29.	MISSED	Todd White	vs. Jamie Storr, at Chicago, 2/26/99
30.	MISSED	Paul Kariya	vs. Stephane Fiset, Anaheim, 3/18/99
31.	MISSED	Mike Ricci	vs. Stephane Fiset, San Jose, 10/24/99
32.	MISSED	Martin Rucinsky	vs. Jamie Storr, at Montreal, 12/11/99
33.	MADE	Sebastien Bordeleau	vs. Felix Potvin, Minnesota, 10/7/01
34.	MISSED	Alexander Korolyuk	vs. Jamie Storr, San Jose, 11/24/01
35.	MISSED	Andrej Nedorost	vs. Cristobal Huet, Columbus, 3/25/03
36.	MISSED	Marcus Nilson	vs. Mathieu Garon, Calgary, 10/23/05
37.	MISSED	David Legwand	vs. Jason LaBarbera, Nashville, 11/5/05
38.	MISSED	Paul Kariya	vs. Jason LaBarbera, at Nashville, 11/24/05
39.	MISSED	Ladislav Nagy	vs. Jason LaBarbera, at Phoenix, 12/29/05
40.	MISSED	Keith Tkachuk	vs. Mathieu Garon, at St. Louis, 3/11/06
41.	MISSED	Stu Barnes	vs. Mathieu Garon, Dallas, 3/16/06
42.	MISSED	Todd White	vs. Dan Cloutier, at Minnesota, 10/25/06
43.	MISSED	Paul Kariya	vs. Dan Cloutier, at Nashville, 12/23/06
44.	MADE	David Legwand	vs. Dan Cloutier, at Nashville, 12/23/06
45.	MISSED	Teemu Selanne	vs. Mathieu Garon, at Anaheim, 3/18/07
46.	MADE	Michal Rozsival	vs. Jason LaBarbera, NY Rangers, 12/17/08
47.	MISSED	Scott Hartnell	vs. Jonathan Quick , Philadelphia, 1/3/09
48.	MISSED	Rick Nash	vs. Jonathan Quick , Columbus, 10/24/09
49.	MISSED	Viktor Stalberg	vs. Jonathan Quick , at Chicago, 3/11/12
50.	MISSED	Devin Setoguchi*	vs. Jonathan Bernier, at Minnesota, 3/31/12
51.	MISSED	Tommy Wingels	vs. Jonathan Bernier, San Jose, 3/16/13

*Penalty Shot attempted in overtime.

#Goal scored but disallowed for an illegal stick.

KINGS ALL-TIME RECORD ON HOMESTANDS OF FOUR OR MORE GAMES

9-GAMES (1); 1973-74 (**7-0-2**).

8-GAMES (5); 1968-69 (5-3-0); 1969-70 (3-5-0); 1972-73 (**7-1-0**); 2000-01 (2-5-1); 2010-11 (2-6-0).

7-GAMES (11); 1969-70 (2-3-2); 1970-71 (2-3-2); 1974-75 (**5-1-1**); 1975-76 (3-4-0); 1981-82 (2-3-2); 1984-85 (5-2-0); 1998-99 (4-3-0); 1999-00 (4-2-1); 2003-04 (3-4-0); 2008-09 (3-2-2); 2009-10 (3-4-0).

6-GAMES (23); 1971-72 (0-6-0); 1971-72 (1-5-0); 1974-75 (2-1-3); 1976-77 (3-2-1); 1978-79 (3-3-0); 1978-79 (3-2-1); 1978-79 (3-1-2); 1980-81 (4-2-0); 1980-81 (2-4-0); 1982-83 (3-3-0); 1986-87 (3-2-1); 1987-88 (3-3-0); 1990-91 (**5-0-1**); 1990-91 (1-3-2); 1991-92 (2-2-2); 1993-94 (4-1-1); 1997-98 (3-3-0); 1997-98 (4-2-0); 2000-01 (3-1-2); 2006-07 (2-3-1); 2007-08 (3-3-0); 2010-11 (3-2-1); 2011-12 (3-1-2).

5-GAMES (55); 1967-68 (3-2-0); 1967-68 (2-2-1); 1968-69 (3-2-0); 1968-69 (3-2-0); 1968-69 (3-2-0); 1969-70 (2-3-0); 1970-71 (3-2-0); 1971-72 (1-3-1); 1972-73 (2-1-2); 1975-76 (2-1-1); 1975-76 (2-3-0); 1975-76 (2-2-1); 1976-77 (0-4-1); 1977-78 (2-1-2); 1977-78 (2-3-0); 1977-78 (1-2-2); 1981-82 (2-3-0); 1981-82 (3-2-0); 1981-82 (2-2-1); 1982-83 (3-2-0); 1985-86 (1-3-1); 1986-87 (3-2-0); 1986-87 (4-1-0); 1987-88 (1-4-0); 1987-88 (1-3-1); 1988-89 (4-1-0); 1988-89 (4-1-0); 1988-89 (3-1-1); 1988-89 (1-3-1); 1989-90 (3-1-1); 1989-90 (1-3-1); 1989-90 (4-1-0); 1990-91 (**5-0-0**); 1991-92 (3-1-1); 1991-92 (2-2-1); 1992-93 (4-1-0); 1992-93 (1-3-1); 1993-94 (2-3-0); 1995-96 (0-4-1); 1996-97 (1-3-1); 1996-97 (1-3-1); 1997-98 (2-2-1); 1999-2000 (3-1-1); 2000-01 (2-1-2); 2001-02 (2-3-0); 2001-02 (2-2-1); 2002-03 (2-3-0); 2003-04 (1-4-0); 2005-06 (4-1-0); 2006-07 (2-2-1); 2010-11 (**5-0-0**); 2010-11 (3-1-1); 2012-13 (4-1-0); 2012-13 (3-2-0).

4-GAMES (77); 1967-68 (3-1-0); 1967-68 (2-1-1); 1969-70 (1-3-0); 1970-71 (3-1-0); 1971-72 (2-2-0); 1972-73 (3-0-1); 1972-73 (2-2-0); 1973-74 (0-4-0); 1974-75 (3-0-1); 1974-75 (2-1-1); 1974-75 (2-2-0); 1975-76 (**4-0-0**); 1975-76 (1-1-2); 1976-77 (3-1-0); 1976-77 (3-1-0); 1977-78 (2-2-0); 1977-78 (1-2-1); 1978-79 (2-1-1); 1978-79 (1-2-1); 1979-80 (3-0-1); 1979-80 (1-1-2); 1979-80 (2-1-1); 1979-80 (1-3-0); 1980-81 (**4-0-0**); 1980-81 (1-1-2); 1981-82 (2-2-0); 1982-83 (1-3-0); 1983-84 (2-1-1); 1983-84 (3-0-1); 1983-84 (0-4-0); 1983-84 (1-2-1); 1983-84 (2-0-2); 1984-85 (2-2-0); 1984-85 (3-1-0); 1984-85 (2-0-2); 1985-86 (1-3-0); 1985-86 (2-2-0); 1985-86 (0-4-0); 1985-86 (0-3-1); 1986-87 (2-1-1); 1986-87 (1-3-0); 1987-88 (3-1-0); 1987-88 (3-1-0); 1988-89 (2-2-0); 1988-89 (3-0-1); 1989-90 (2-2-0); 1989-90 (2-2-0); 1989-90 (2-1-1); 1992-93 (1-2-1); 1992-93 (3-1-0); 1993-94 (1-3-0); 1994-95 (2-2-0); 1995-96 (2-1-1); 1996-97 (3-1-0); 1996-97 (**4-0-0**); 1998-99 (0-3-1); 1998-99 (1-3-0); 1998-99 (2-2-0); 2000-01 (2-2-0); 2001-02 (3-0-1); 2002-03 (0-2-1-1); 2003-04 (2-1-1); 2005-06 (2-2-0); 2005-06 (2-1-1); 2005-06 (**4-0-0**); 2006-07 (2-1-1); 2006-07 (2-2-0); 2007-08 (3-1-0); 2008-09 (2-2-0); 2008-09 (2-0-2); 2008-09 (1-3-0); 2009-10 (2-2-0); 2010-11 (3-0-1); 2011-12 (3-1-0); 2011-12 (2-2-0); 2011-12 (2-1-1); 2011-12 (3-1-0).

TIMES THE KINGS HAVE SWEEPED A 3-GAME HOMESTAND (17); 1968-69; 1974-75; 1979-80; 1982-83; 1988-89; 1989-90; 1990-91 (2); 1991-92; 1992-93; 2000-01; 2001-02; 2002-03; 2008-09; 2009-10; 2010-11; 2012-13.

TIMES THE KINGS HAVE BEEN SWEEPED ON A 3-GAME HOMESTAND (6); 1973-74; 1979-80; 1985-86; 1993-94; 1999-2000; 2002-03.

KINGS ALL-TIME RECORD ON ROAD TRIPS OF FOUR OR MORE GAMES

9-GAMES (1); 1969-70 (**1-7-1**).

8-GAMES (5); 1969-70 (1-7-0); 1970-71 (2-4-2); 1978-79 (4-4-0); 2002-03 (2-3-1-2); 2007-08 (**4-3-1**).

7-GAMES (13); 1971-72 (0-4-3); 1973-74 (3-3-1); 1974-75 (**6-1-0**); 1975-76 (3-4-0); 1976-77 (1-6-0); 1977-78 (1-3-3); 1979-80 (3-2-2); 1981-82 (0-5-2); 1982-83 (1-5-1); 1987-88 (2-4-1); 1991-92 (4-2-1); 1993-94 (2-4-1); 1999-00 (4-3-0).

6-GAMES (23); 1967-68 (2-2-2); 1967-68 (3-3-0); 1968-69 (1-4-1); 1971-72 (1-5-0); 1972-73 (1-5-0); 1972-73 (1-5-0); 1977-78 (1-4-1); 1980-81 (1-3-2); 1983-84 (1-3-2); 1985-86 (2-4-0); 1986-87 (**4-2-0**); 1988-89 (**4-2-0**); 1989-90 (2-4-0); 1989-90 (2-3-1); 1990-91 (3-3-0); 1992-93 (2-3-1); 1992-93 (3-1-2); 1997-98 (2-4-0); 2001-02 (1-4-0-1); 2008-09 (2-3-1); 2009-10 (3-3-0); 2010-11 (3-1-2); 2011-12 (2-3-1).

5-GAMES (58); 1967-68 (0-5-0); 1968-69 (0-4-1); 1972-73 (1-3-1); 1973-74 (0-4-1); 1974-75 (2-0-3); 1974-75 (2-2-1); 1976-77 (1-2-2); 1976-77 (4-1-0); 1977-78 (3-2-0); 1978-79 (2-3-0); 1979-80 (2-3-0); 1979-80 (1-4-0); 1980-81 (3-2-0); 1981-82 (1-3-1); 1981-82 (2-2-1); 1982-83 (0-5-0); 1984-85 (1-2-2); 1985-86 (2-2-1); 1985-86 (3-1-1); 1985-86 (3-2-0); 1985-86 (1-4-0); 1986-87 (0-5-0); 1986-87 (2-2-1); 1986-87 (0-5-0); 1987-88 (0-5-0); 1987-88 (2-2-1); 1987-88 (2-3-0); 1988-89 (3-2-0); 1988-89 (1-3-1); 1989-90 (3-2-0); 1990-91 (1-2-2); 1990-91 (4-1-0); 1990-91 (2-3-0); 1992-93 (2-3-0); 1993-94 (1-4-0); 1994-95 (3-2-0); 1995-96 (2-2-1); 1995-96 (0-5-0); 1997-98 (0-2-3); 1997-98 (3-1-1); 1988-99 (2-2-1); 1998-99 (2-2-1); 1998-99 (1-4-0); 1999-00 (3-1-1); 2000-01 (2-3-0); 2001-02 (4-1-0); 2002-03 (2-1-1-1); 2002-03 (2-3-0); 2003-04 (1-1-1-2); 2006-07 (2-1-2); 2008-09 (4-1-0); 2008-09 (1-4-0); 2009-10 (3-2-0); 2009-10 (**5-0-0**); 2010-11 (3-2-0); 2010-11 (3-2-0); 2012-13 (2-3-0); 2012-13 (3-1-1).

4-GAMES (83); 1967-68 (1-3-0); 1968-69 (1-2-1); 1968-69 (0-3-1); 1969-70 (0-1-3); 1970-71 (0-4-0); 1970-71 (0-2-2); 1971-72 (0-4-0); 1971-72 (0-4-0); 1972-73 (0-3-1); 1973-74 (0-2-2); 1973-74 (2-2-0); 1973-74 (1-1-2); 1975-76 (0-4-0); 1975-76 (1-1-2); 1977-78 (1-2-1); 1978-79 (1-3-0); 1978-79 (2-1-1); 1978-79 (1-3-0); 1979-80 (1-3-0); 1979-80 (1-3-0); 1979-80 (1-3-0); 1980-81 (2-1-1); 1980-81 (3-0-1); 1980-81 (3-0-1); 1981-82 (2-2-0); 1982-83 (2-1-1); 1982-83 (2-1-1); 1982-83 (3-1-0); 1983-84 (3-1-0); 1984-85 (0-3-1); 1984-85 (2-1-1); 1984-85 (0-2-2); 1984-85 (3-1-0); 1987-88 (1-2-1); 1988-89 (2-2-0); 1988-89 (0-3-1); 1988-89 (2-2-0); 1989-90 (1-3-0); 1989-90 (0-4-0); 1990-91 (2-1-1); 1990-91 (1-2-1); 1991-92 (1-3-0); 1991-92 (2-1-1); 1991-92 (2-2-0); 1991-92 (1-2-1); 1992-93 (2-2-0); 1993-94 (0-4-0); 1993-94 (1-2-1); 1994-95 (2-0-2); 1995-96 (0-3-1); 1995-96 (0-3-1); 1996-97 (2-0-2); 1996-97 (0-4-0); 1996-97 (1-3-0); 1996-97 (0-3-1); 1997-98 (1-2-1); 1998-99 (1-3-0); 1999-00 (1-3-0); 2000-01 (3-1-0); 2000-01 (2-2-0); 2000-01 (3-1-0); 2001-02 (1-1-2); 2001-02 (2-1-1); 2001-02 (0-3-1); 2003-04 (3-0-0-1); 2003-04 (1-1-0-2); 2003-04 (1-0-2-1); 2003-04 (0-3-0-1); 2005-06 (2-1-1); 2005-06 (1-3-0); 2005-06 (1-3-0); 2005-06 (0-2-2); 2005-06 (2-2-0); 2006-07 (0-4-0); 2006-07 (0-1-3); 2007-08 (0-3-1); 2009-10 (1-3-0); 2010-11 (1-3-0); 2010-11 (**4-0-0**); 2011-12 (2-2-0); 2011-12 (2-2-0); 2011-12 (2-1-1).

KINGS BEST 3-GAME TRIPS; 1984-85 (**3-0-0**); 1997-98 (2-0-1); 1999-00 (2-0-1); 1999-00 (2-0-1); 2005-06 (2-0-1); 2008-09 (2-0-1); 2010-11 (2-0-1); 2011-12 (2-0-1).

NOTES: In 1984-85 the Kings played eight consecutive games on the road, however, after the first four games at Washington, Montreal, the NY Islanders and Chicago the club returned to L.A. for three days before leaving to play another four games at Edmonton, Winnipeg (2) and Vancouver. This is counted as two four-game trips.

In 2003-04 the Kings played seven consecutive road games, however, after the first two at Edmonton and Calgary the Kings had a full week off for the All-Star break and then embarked on a five-game trip to Minnesota, Columbus, Buffalo, New Jersey and the NY Islanders.

In 2010-11 the Kings played 10 consecutive road games. After playing three straight on the road at Minnesota, Edmonton and Calgary, the team returned home for three days before leaving on a six-game trip that included stops in Pittsburgh, Washington, Philadelphia, Columbus, the New York Rangers and the New York Islanders. After returning home from the east coast, the Kings played their 10th consecutive road game three days later at Anaheim.

KINGS YEAR-BY-YEAR SITUATIONAL STATS

	HOME	ROAD	Vs. DIVISION	1-GOAL GAMES	SCORING 1ST GOAL	ALLOWING 1ST GOAL	LEADING AFTER 2
1967-68	20-13-4	11-20-6	21-21-8	5-6	-	-	-
1968-69	19-14-5	5-28-5	14-18-8	7-4	-	-	-
1969-70	12-22-4	2-30-6	10-23-7	4-10	-	-	-
1970-71	17-14-8	8-26-5	14-18-4	4-4	-	-	-
1971-72	14-23-2	6-26-7	8-25-3	1-8	-	-	-
1972-73	21-11-7	10-25-4	17-16-5	4-8	-	-	-
1973-74	22-13-4	11-20-8	21-13-4	9-7	-	-	-
1974-75	22-7-11	20-10-10	14-3-7	5-4	-	-	-
1975-76	22-13-5	16-20-4	10-11-3	9-7	-	-	-
1976-77	20-13-7	14-18-8	13-6-5	6-12	-	-	-
1977-78	18-16-6	13-18-9	10-9-5	3-7	-	-	-
1978-79	20-13-7	14-21-5	14-12-6	7-5	-	-	-
1979-80	18-13-9	12-23-5	5-7-4	9-5	-	-	-
1980-81	22-11-7	21-13-6	7-6-3	11-5	-	-	-
1981-82	19-15-6	5-26-9	11-13-8	7-9	13-11-5	11-30-10	17-6-3
1982-83	20-13-7	7-28-5	9-17-6	6-5	19-16-5	8-25-7	24-5-2
1983-84	13-19-8	10-25-5	9-18-5	7-10	17-11-5	6-33-8	18-2-4
1984-85	20-14-6	14-18-8	12-14-6	12-11	24-11-7	10-21-7	27-5-8
1985-86	9-27-4	14-22-4	7-20-5	12-10	14-12-4	9-37-4	14-1-2
1986-87	20-17-3	11-24-5	10-19-3	11-14	18-16-5	13-25-3	22-7-2
1987-88	19-18-3	11-24-5	12-17-3	11-12	18-11-3	12-31-5	24-3-1
1988-89	25-12-3	17-19-4	12-16-4	12-8	24-13-4	18-18-3	30-3-3
1989-90	21-16-3	13-23-4	11-15-6	8-11	26-10-1	8-29-6	22-5-1
1990-91	26-9-5	20-15-5	19-9-4	9-11	35-10-8	11-14-2	39-2-4
1991-92	20-11-9	15-20-5	16-13-6	10-7	19-11-7	16-20-7	28-2-7
1992-93	22-15-5	17-20-5	17-16-4	9-8	31-11-3	8-24-7	29-2-5
1993-94	18-19-5	9-26-7	12-14-6	9-15	16-15-7	11-30-4	21-4-6
1994-95	7-11-6	9-12-3	5-15-4	6-3	12-7-4	4-16-5	14-0-3
1995-96	16-16-9	8-24-9	10-14-8	12-14	16-13-7	8-27-11	17-3-3
1996-97	18-16-7	10-27-4	12-16-4	8-13	23-11-4	5-32-6	23-2-2
1997-98	22-16-3	16-17-8	19-11-2	14-13	31-5-2	7-28-9	28-0-5
1998-99	18-20-3	14-25-2	6-18-0	16-19	25-9-4	7-36-1	23-4-1
1999-00	21-13-5-2	18-14-7-2	8-10-3-3	15-12	24-7-6-1	15-20-6-3	29-1-2-1
2000-01	20-12-7-2	18-16-5-2	8-7-4-1	11-12	30-7-9-2	8-21-3-1	31-1-2-2
2001-02	22-12-6-1	18-15-5-3	10-4-4-2	16-16	27-7-5-3	13-20-6-1	26-1-1-1
2002-03	19-19-2-1	14-18-4-5	10-9-1-0	14-20	22-14-4-2	11-23-1-3	25-3-1-2
2003-04	15-16-9-1	13-13-7-8	9-9-5-1	11-20	24-8-7-5	4-21-9-4	24-1-6-3
2004-05		N O S E A S O N					
2005-06	26-14-1	16-21-4	14-14-4	23-17	25-11-4	17-24-1	25-3-0
2006-07	16-16-9	11-25-5	10-18-4	11-24	17-12-8	10-29-6	17-2-5
2007-08	17-22-3	15-22-4	12-18-2	10-20	17-11-5	15-32-2	22-2-0
2008-09	18-15-8	16-22-3	10-10-4	20-23	26-9-4	8-28-7	24-4-2
2009-10	22-13-6	24-14-3	15-6-3	25-19	34-7-5	12-20-4	29-0-2
2010-11	25-13-3	21-17-3	12-10-2	22-9-6	36-12-2	10-18-4	26-0-1
2011-12	22-14-5	18-13-10	13-4-7	17-14-15	32-5-8	8-22-7	28-0-6
2012-13	19-4-1	8-12-4	9-7-2	11-5-5	21-3-2	6-13-3	19-1-2

KINGS YEAR-BY-YEAR SITUATIONAL STATS

	TRAILING AFTER 2	SHOTS/GM FOR	SHOTS/GM AGAINST	OVERTIME RECORD	INJ	GF (RANK)	GA (RANK)
1967-68	-	-	-	-	-	200 (7)	224 (10)
1968-69	-	-	-	-	-	185 (11)	260 (10)
1969-70	-	-	-	-	-	168 (12)	290 (12)
1970-71	-	-	-	-	-	239 (6)	303 (12)
1971-72	-	-	-	-	-	206 (11)	305 (12)
1972-73	-	-	-	-	-	232 (13)	245 (9)
1973-74	-	-	-	-	-	233 (11)	231 (5)
1974-75	-	-	-	-	-	269 (T-10)	185 (2)
1975-76	-	-	-	-	-	263 (9)	265 (8)
1976-77	-	-	-	-	-	271 (8)	241 (6)
1977-78	-	-	-	-	-	243 (12)	245 (8)
1978-79	-	-	-	-	-	292 (6)	286 (10)
1979-80	-	-	-	-	-	290 (10)	313 (T-17)
1980-81	-	-	-	-	-	337 (3)	290 (7)
1981-82	3-29-6	32	30.5	-	-	314 (14)	369 (20)
1982-83	0-33-4	33.4	30.6	-	-	308 (11)	365 (19)
1983-84	2-35-4	30.9	31.7	1-3-13	-	309 (11)	376 (19)
1984-85	4-24-4	31.9	30.2	3-2-14	-	339 (6)	326 (15)
1985-86	3-42-2	30.3	35.2	3-3-8	201	284 (18)	389 (20)
1986-87	5-26-3	30.9	31.1	2-2-8	200	318 (T-2)	341 (20)
1987-88	1-33-4	30.8	32.1	1-3-8	269	318 (5)	359 (21)
1988-89	5-24-3	31.6	33.7	6-1-7	214	376 (1)	335 (T-16)
1989-90	5-26-4	29.7	31	3-2-7	198	338 (2)	337 (18)
1990-91	2-17-3	29.5	30.1	4-2-10	228	340 (3)	254 (4)
1991-92	3-24-3	30.2	33.3	0-0-9	192	287 (10)	296 (14)
1992-93	2-29-2	34	34.4	2-1-10	251	338 (5)	340 (21)
1993-94	3-37-1	33	36.3	3-3-12	165	294 (T-6)	322 (24)
1994-95	1-21-5	30.1	34.8	0-0-9	206	142 (10)	174 (T-23)
1995-96	2-32-6	30.1	35.4	3-2-18	380	256 (11)	302 (23)
1996-97	1-37-3	29	33.9	0-3-11	349	214 (T-23)	268 (20)
1997-98	3-26-3	26.8	30.3	3-2-11	178	227 (8)	225 (T-18)
1998-99	3-30-0	28.2	30	5-2-5	335	189 (25)	222 (16)
1999-00	3-21-1-2	29.5	27.9	5-4-12	244	245 (5)	228 (17)
2000-01	1-22-2-1	27.9	26.3	3-3-13	196	252 (6)	228 (17)
2001-02	4-20-4-1	25.7	25	3-4-11	211	214 (16)	190 (6)
2002-03	3-31-1-2	27.7	26.1	6-7-6	536	203 (22)	221 (15)
2003-04	1-24-3-3	28.6	27	2-9-16	629	205 (18)	217 (20)
2004-05		N O S E A S O N					
2005-06	10-23-1	29.2	30	10-5	369	243 (T-17)	269 (23)
2006-07	3-32-5	31.0	29.8	6-14	181	223 (20)	277 (27)
2007-08	5-34-3	28.6	32.0	7-7	193	226 (T-13)	263 (28)
2008-09	4-28-4	30.0	28.1	8-11	153	202 (27)	226 (11)
2009-10	8-23-3	29.1	27.6	14-9	190	231 (T-9)	211 (9)
2010-11	4-21-2	28.8	27.9	11-6	172	209 (25)	196 (T-6)
2011-12	1-22-3	30.6	27.4	9-15	169	188 (29)	170 (2)
2012-13	3-11-0	29.8	25	3-5	54	131 (10)	114 (T-7)

NOTE: GF and GA totals do not include shootout goals.

ALL-TIME RECORDS



KINGS ALL-TIME HIGHEST SCORING GAMES (FOR AND AGAINST)

12-GOAL GAMES (FOR)

11/29/84, KINGS 12 vs. Vancouver 1

11-GOAL GAMES (FOR)

11/8/92, KINGS 11 at San Jose 4
2/18/89, KINGS 11 vs. Quebec 3
1/20/81, KINGS 11 vs. Detroit 4
4/6/74, KINGS 11 vs. Vancouver 1

10-GOAL GAMES (FOR)

10/9/93, KINGS 10 vs. Detroit 3
2/16/93, KINGS 10 at Minnesota 5
1/21/87, KINGS 10 vs. Pittsburgh 5
10/31/84, KINGS 10 at Vancouver 3
10/15/81, KINGS 10 vs. Colorado 2
3/14/81, KINGS 10 vs. Minnesota 4
12/4/78, KINGS 10 vs. Washington 2

9-GOAL GAMES (FOR)

1/1/08, KINGS 9 vs. Chicago 2
11/16/95, KINGS 9 vs. NY Islanders 2
12/11/93, KINGS 9 vs. St. Louis 1
3/29/93, KINGS 9 at Detroit 3
12/28/91, KINGS 9 at Edmonton 4
2/2/91, KINGS 9 vs. Vancouver 1
3/24/90, KINGS 9 vs. St. Louis 3
1/18/90, KINGS 9 vs. Detroit 4
12/19/89, KINGS 9 vs. Winnipeg 5
1/14/89, KINGS 9 vs. Hartford 6
12/1/88, KINGS 9 vs. Toronto 3
11/29/88, KINGS 9 vs. New Jersey 3
3/30/88, KINGS 9 vs. Calgary 7
3/26/88, KINGS 9 vs. Chicago 5
11/29/86, KINGS 9 vs. New Jersey 6
2/1/86, KINGS 9 at Winnipeg 6
1/17/86, KINGS 9 at Vancouver 7
3/24/84, KINGS 9 vs. Detroit 7
12/30/83, KINGS 9 at Hartford 3
1/11/83, KINGS 9 at Washington 7
3/27/82, KINGS 9 vs. Colorado 4
3/17/82, KINGS 9 vs. Calgary 4
10/20/81, KINGS 9 at NY Islanders 6
12/22/79, KINGS 9 vs. Edmonton 3
1/1/76, KINGS 9 at Buffalo 6
12/27/75, KINGS 9 vs. Kansas City 4
11/4/72, KINGS 9 vs. NY Islanders 2
4/1/72, KINGS 9 vs. California 4
12/26/70, KINGS 9 vs. California 3
3/7/68, KINGS 9 vs. Oakland 2

12-GOAL GAMES (AGAINST)

None

11-GOAL GAMES (AGAINST)

10/17/88, KINGS 4 at Calgary 11
11/25/86, KINGS 5 at Vancouver 11
1/6/83, KINGS 3 at Montreal 11
11/25/81, KINGS 4 at Edmonton 11
11/14/71, KINGS 2 at Boston 11

10-GOAL GAMES (AGAINST)

1/14/06, KINGS 1 at Buffalo 10
2/13/93, KINGS 3 vs. Washington 10
12/29/92, KINGS 2 vs. Philadelphia 10
12/6/87, KINGS 3 at Washington 10
11/13/87, KINGS 7 at Calgary 10
3/30/83, KINGS 5 at Winnipeg 10
12/27/81, KINGS 3 at Edmonton 10
11/5/81, KINGS 2 at Detroit 10
1/8/72, KINGS 2 at Montreal 10

9-GOAL GAMES (AGAINST)

2/13/96, KINGS 4 at Detroit 9
2/21/92, KINGS 7 at Calgary 9
10/31/90, KINGS 4 at NY Rangers 9
3/2/90, KINGS 3 at Winnipeg 9
3/18/89, KINGS 3 vs. Calgary 9
10/11/87, KINGS 2 vs. Edmonton 9
3/6/87, KINGS 3 at Edmonton 9
12/20/85, KINGS 4 at Edmonton 9
11/27/85, KINGS 0 vs. Hartford 9
10/13/85, KINGS 2 vs. Calgary 9
12/8/84, KINGS 7 at Montreal 9
11/24/84, KINGS 5 vs. Winnipeg 9
3/17/84, KINGS 1 at Edmonton 9
2/28/84, KINGS 1 at Calgary 9
1/16/84, KINGS 3 at Minnesota 9
3/26/83, KINGS 3 vs. Edmonton 9
11/7/81, KINGS 4 vs. Toronto 9
10/25/81, KINGS 4 at Winnipeg 9
1/27/80, KINGS 1 at Buffalo 9
12/6/79, KINGS 4 at Philadelphia 9
3/10/79, KINGS 4 at Toronto 9
3/12/78, KINGS 3 at Boston 9
10/8/75, KINGS 0 at Montreal 9
1/14/71, KINGS 5 at Boston 9
1/26/69, KINGS 3 at Chicago 9
12/31/67, KINGS 1 at Philadelphia 9

BEST MONTHS IN KINGS HISTORY

OCTOBER

PTS	RECORD	YEAR
19	9-3-1	1990
18	8-4-2	2009
18	8-3-2	1999
17	7-3-3	1991
16	8-3-0	2010
16	8-4-0	2005
16	8-4-0	1975
16	6-1-4	1974

JANUARY

PTS	RECORD	YEAR
22	11-3-0	2002
20	10-4-0	2010
20	9-3-2	1975
18	5-2-7-1	2004
18	9-5-0	1991
17	7-5-3	1981
17	8-6-1	1976

NOVEMBER

PTS	RECORD	YEAR
20	10-4-0	1988
19	9-3-1	1992
18	9-3-0	1984
18	9-5-0	1980

FEBRUARY

PTS	RECORD	YEAR
22	10-2-2	1991
20	9-4-2	1992
19	8-2-3	2011
17	8-4-1	2000
17	7-3-3	1983
16	8-4-0	2013
14	6-5-2	2009
14	7-5-0	2003
14	7-6-0	1988

DECEMBER

PTS	RECORD	YEAR
19	9-4-1	2010
19	9-5-1	2005
19	8-4-3	1980
18	7-4-4	2001
18	8-3-2	1974
17	8-5-1	2009
17	8-4-1	1986
17	8-5-1	1988

MARCH

PTS	RECORD	YEAR
21	10-6-1	2013
21	10-4-1	2012
21	8-2-4-1	2001
21	9-2-3	1981
20	9-3-2	2011
20	9-2-2	1974
19	8-4-3	1991
19	8-4-3	1977

BEST WINNING PCT./ONE MONTH*

PCT	RECORD	YEAR
.833	7-1-1	1980/OCT
.786	11-3-0	2002/JAN
.786	10-2-2	1991/FEB
.769	9-2-2	1974/MAR
.750	9-3-0	1984/NOV
.750	9-2-3	1981/MAR

*(Minimum nine games)

MOST WINS/ONE MONTH

WINS	MONTH	YEAR
11	JAN	2002
10	MAR	2013
10	MAR	2012
10	JAN	2010
10	FEB	1991
10	NOV	1988



KINGS BUZZER BEATERS

1/28/70 vs. NY Rangers, Won 5-4; Ross Lonsberry scores game-winner at 19:59 of third period.

2/13/82 at Pittsburgh, Tied 3-3; Steve Bozek scores game-tying goal at 19:59 of third period (the Kings tied it up after pulling the goalie).

10/13/89 at Vancouver, Won 6-5; Steve Kasper scores game-winner at 19:59 of third period (the Canucks scored twice in the third to tie the game before Kasper's goal).

12/20/93 at Calgary, Won 5-4 (OT); Warren Rychel scores the OT game-winner at 4:59 (the Kings were up 4-1 in the third period but the Flames scored three times to tie and force OT).

2/11/99 vs. Philadelphia, Won 4-3; Jozef Stumpel scores with .3 seconds left in the third period (the Kings trailed 3-1 with 3:08 to play; Sandy Moger scored at 16:52, Donald Audette scored at 18:12 and Stumpel scored at 19:59).

2/1/12 vs. Columbus, Won 3-2. **Drew Doughty** scores game-winner at 19:59 of the third period (the Blue Jackets scored early in the third to tie the game, setting up Doughty's game-winner).

GOALIES WITH THREE SHUTOUTS VS. THE KINGS IN ONE SEASON

Season	Goalie	Team
1967-68	Cesare Maniago	Minnesota
1973-74	Tony Esposito	Chicago
1994-95	Arturs Irbe	San Jose
1998-99	Nikolai Khabibulin	Phoenix

KINGS WHO'VE SCORED GOALS IN THEIR NHL DEBUT (17 PLAYERS ALL-TIME)

Jean Potvin (12/26/70); Greg Terrion (10/11/80); Jim Fox (10/11/80); Ulf Isaksson (10/6/82); Pierre Giroux (10/14/82); Bob LaForest (10/5/83); Luc Robitaille (10/9/86); John English (3/30/88); Jeff Shevalier (4/7/95); Vitali Yachmenev* (10/7/95); Pavel Rosa* (12/17/98); Jason Blake (4/18/99); Eric Belanger (10/6/2000); Petr Kanko (12/16/05); **Anze Kopitar*** (10/6/06); Matt Moulson (11/2/07); Brian Boyle (2/2/08).

* - Scored two goals in Kings/NHL debut.

TEENAGERS WHO'VE PLAYED FOR THE KINGS

PLAYER	DOB	FIRST NHL GAME	AGE DURING KINGS/ NHL DEBUT
1. Aki Berg	7/28/1977	10/7/1995	18 yrs., 71 days
2. Jimmy Carson	7/20/1968	10/9/1986	18 yrs., 81 days
3. Brayden Schenn	8/22/1991	11/26/2009	18 yrs., 97 days
4. Doug Smith	5/17/1963	10/7/1981	18 yrs., 143 days
5. Olli Jokinen	12/5/1978	10/1/1997	18 yrs., 300 days
6. Drew Doughty	12/8/1989	10/11/2008	18 yrs., 308 days
7. Dustin Brown	11/4/1984	10/9/2003	18 yrs., 339 days
8. Craig Duncanson	3/17/1967	4/2/1986	19 yrs., 16 days
9. Craig Redmond	9/22/1965	10/11/1984	19 yrs., 19 days
10. Jamie Storr	12/28/1975	1/22/1995	19 yrs., 25 days
11. Brian Wilks	2/27/1966	3/29/1985	19 yrs., 30 days
12. Anze Kopitar	8/24/1987	10/6/2006	19 yrs., 43 days
13. Jonathan Bernier	8/7/1988	9/29/2007	19 yrs., 53 days
14. Matt Johnson	11/23/1975	1/22/1995	19 yrs., 60 days
15. Darryl Sydor	5/13/1972	10/6/1991	19 yrs., 146 days
16. Andrei Loktionov	5/30/1990	11/25/2009	19 yrs., 180 days
17. Larry Murphy	3/6/1961	10/11/1980	19 yrs., 219 days
18. Oscar Moller	1/22/1989	10/11/2008	19 yrs., 262 days
19. Kyle Clifford	1/13/1991	10/9/2010	19 yrs., 269 days
20. Dean Kennedy	1/18/1963	10/14/1982	19 yrs., 269 days

KINGS ALL-TIME CAPTAINS

Name	Years	Name	Years
1. Bob Wall	1967-68 to 1968-69	9. Wayne Gretzky	1989-90 to 1991-92
2. Larry Cahan	1969-70	10. Luc Robitaille*	1992-93
3. Bob Pulford	1970-71 to 1972-73	11. Wayne Gretzky	1992-93 to 1995-96
4. Terry Harper	1973-74 to 1974-75	12. Rob Blake	1996-97 to 2000-01
5. Mike Murphy	1975-76 to 1980-81	13. Mattias Norstrom	2001-02 to 2006-07
6. Dave Lewis	1981-82 to 1982-83	14. Rob Blake	2007-08
7. Terry Ruskowski	1983-84 to 1984-85	15. Dustin Brown	2008 to present
8. Dave Taylor	1985-86 to 1988-89		

*Served as Captain for the first 39 games of the 1992-93 season as Gretzky was sidelined with an injury.

KINGS OPENING NIGHT HISTORY

Season Openers (19-17-9)

Year	Opponent	Result	Attn.
1967-68	Philadelphia	4-2 W	7,023
1968-69	at St. Louis	6-0 L	14,674
1969-70	at Montreal	5-1 L	16,454
1970-71	at Vancouver	3-1 W	15,062
1971-72	at California	4-4 T	5,994
1972-73	at Pittsburgh	4-2 L	11,105
1973-74	Chicago	3-0 L	14,473
1974-75	at Philadelphia	5-3 W	17,007
1975-76	at Montreal	9-0 L	15,221
1976-77	at Cleveland	2-2 T	8,899
1977-78	Cleveland	2-0 W	11,643
1978-79	Washington	4-2 L	8,318
1979-80	Detroit	4-4 T	9,211
1980-81	Detroit	8-1 W	11,210
1981-82	NY Islanders	4-1 L	9,744
1982-83	Vancouver	3-3 T	9,440
1983-84	Minnesota	3-3 T	8,852
1984-85	Edmonton	2-2 T	11,261
1985-86	Vancouver	6-5 L	8,813
1986-87	St. Louis	4-3 L	8,403
1987-88	NY Islanders	4-1 L	10,748
1988-89	Detroit	8-2 W	16,005
1989-90	Toronto	4-2 W	15,598
1990-91	NY Islanders	4-1 W	16,005
1991-92	at Winnipeg	6-3 W	14,558
1992-93	at Calgary	5-4 W (OT)	19,461
1993-94	Vancouver	5-2 L	16,005
1994-95	Toronto	3-3 T	16,005
1995-96	Colorado	4-2 W	16,005
1996-97	NY Islanders	1-0 W	15,757
1997-98	at Pittsburgh	3-3 T	14,879
1998-99	at Edmonton	2-1 W	17,100
1999-00	at Nashville	2-0 W	17,113
2000-01	at Washington	4-1 W	18,082
2001-02	Phoenix	2-2 T	18,210
2002-03	Phoenix	4-1 W	18,260
2003-04	at Detroit	3-2 L	20,066
2004-05	DNP - Lockout		
2005-06	at Dallas	5-4 L	18,532
2006-07	at Anaheim	4-3 L	17,174
2007-08	Anaheim*	4-1 W	17,551
2008-09	at San Jose	3-1 L	17,496
2009-10	Phoenix	6-3 L	18,118
2010-11	at Vancouver	2-1 W (SO)	18,860
2011-12	NY Rangers**	3-2 W (OT)	13,800
2012-13	Chicago	5-2 L	18,545

*Game played at the O2 Arena in London on September 29, 2007.

** Game played at the Ericsson Globe Arena in Stockholm on October 7, 2011.

Note: The Forum Opener was December 30, 1967. Philadelphia beat the Kings, 2-0, before 14,366.

Home Openers (23-14-8)

Year	Opponent	Result	Attn.
1967-68	Philadelphia	4-2 W	7,023
1968-69	Boston	2-1 W	10,280
1969-70	Oakland	5-0 W	10,018
1970-71	Boston	8-5 L	11,584
1971-72	Pittsburgh	4-1 L	7,828
1972-73	Philadelphia	4-3 L	7,554
1973-74	Chicago	3-0 L	14,473
1974-75	Kansas City	3-0 W	14,384
1975-76	Washington	4-3 W	10,092
1976-77	Washington	7-1 W	12,859
1977-78	Cleveland	2-0 W	11,643
1978-79	Washington	4-2 L	8,318
1979-80	Detroit	4-4 T	9,211
1980-81	Detroit	8-1 W	11,210
1981-82	NY Islanders	4-1 L	9,744
1982-83	Vancouver	3-3 T	9,440
1983-84	Minnesota	3-3 T	8,852
1984-85	Edmonton	2-2 T	11,261
1985-86	Vancouver	6-5 L	8,813
1986-87	St. Louis	4-3 L	8,403
1987-88	NY Islanders	4-1 L	10,748
1988-89	Detroit	8-2 W	16,005
1989-90	Toronto	4-2 W	15,598
1990-91	NY Islanders	4-1 W	16,005
1991-92	Edmonton	6-3 W	16,005
1992-93	Detroit	5-3 L	16,005
1993-94	Vancouver	5-2 L	16,005
1994-95	Toronto	3-3 T	16,005
1995-96	Colorado	4-2 W	16,005
1996-97	NY Islanders	1-0 W	15,757
1997-98	Ottawa	7-4 W	16,005
1998-99	Boston	2-1 W (OT)	16,005
1999-00	Boston	2-2 T	18,118
2000-01	St. Louis	4-4 T	18,118
2001-02	Phoenix	2-2 T	18,210
2002-03	Phoenix	4-1 W	18,260
2003-04	Ottawa	4-3 W	18,180
2004-05	DNP - Lockout		
2005-06	Phoenix	3-2 W	18,118
2006-07	St. Louis	4-1 W	18,118
2007-08	Anaheim*	4-1 W	17,551
2008-09	San Jose	1-0 L	18,118
2009-10	Phoenix	6-3 L	18,118
2010-11	Atlanta	3-1 W	18,118
2011-12	NY Rangers**	3-2 W (OT)	13,800
2012-13	Chicago	5-2 L	18,545

KINGS NHL AWARD WINNERS

ART ROSS TROPHY

WINNER	YEAR
Wayne Gretzky	1994
Wayne Gretzky	1991
Wayne Gretzky	1990
Marcel Dionne	1980

HART MEMORIAL TROPHY

WINNER	YEAR
Wayne Gretzky	1989

BILL MASTERTON MEMORIAL TROPHY

WINNER	YEAR
Dave Taylor	1991
Bob Bourne	1988
Butch Goring	1978

LADY BYNG MEMORIAL TROPHY

WINNER	YEAR
Wayne Gretzky	1994
Wayne Gretzky	1992
Wayne Gretzky	1991
Butch Goring	1978
Marcel Dionne	1977

KING CLANCY MEMORIAL TROPHY

WINNER	YEAR
Dave Taylor	1991

CALDER MEMORIAL TROPHY

WINNER	YEAR
Luc Robitaille	1987

JAMES NORRIS MEMORIAL TROPHY

WINNER	YEAR
Rob Blake	1998

LESTER PATRICK TROPHY

WINNER	YEAR
Wayne Gretzky	1994
Bruce McNall	1993

TED LINDSAY AWARD

WINNER	YEAR
Marcel Dionne	1980
Marcel Dionne	1979

JACK ADAMS AWARD

WINNER	YEAR
Bob Pulford	1975

NHL FOUNDATION PLAYER AWARD

WINNER	YEAR
Dustin Brown	2011

CONN SMYTHE TROPHY

WINNER	YEAR
Jonathan Quick	2012

KINGS FIRST TEAM NHL ALL-STARs

NAME	YEAR
Rob Blake	1997-98
Luc Robitaille	1992-93
Wayne Gretzky	1990-91
Luc Robitaille	1990-91
Luc Robitaille	1989-90
Luc Robitaille	1988-89
Luc Robitaille	1987-88
Charlie Simmer	1980-81
Marcel Dionne	1979-80
Charlie Simmer	1979-80
Marcel Dionne	1976-77

KINGS SECOND TEAM NHL ALL-STARs

NAME	YEAR
Jonathan Quick*	2011-12
Drew Doughty	2009-10
Luc Robitaille	2000-01
Rob Blake	1999-00
Wayne Gretzky	1993-94
Luc Robitaille	1991-92
Wayne Gretzky	1989-90
Wayne Gretzky	1988-89
Luc Robitaille	1986-87
Marcel Dionne	1980-81
Mario Lessard	1980-81
Dave Taylor	1980-81
Marcel Dionne	1978-79
Rogie Vachon	1976-77
Rogie Vachon	1974-75

KINGS NHL ALL-ROOKIE SELECTIONS

NAME	YEAR
Drew Doughty	2008-09
Lubomir Visnovsky	2000-01
Jamie Storr	1998-99
Jamie Storr	1997-98
Rob Blake	1990-91
Jimmy Carson	1986-87
Steve Duchesne	1986-87
Luc Robitaille	1986-87

*Jonathan Quick was a Finalist for the Vezina Trophy, awarded annually to the NHL's best regular season goaltender. He finished second in voting to the 2012 Vezina Trophy winner, Henrik Lundqvist (NY Rangers).

KINGS ALL-TIME GENERAL MANAGERS

Name	Dates	Regular Season Games	W-L-OT	PTS	PCT	Postseason Games	W-L
Larry Regan	May 17, 1967 through Dec. 17, 1973.	489	154-268-67	375	.383	18	7-11
Jake Milford	Dec. 17, 1973 through May 26, 1977.	289	138-98-53	329	.569	26	11-15
George Maguire	May 28, 1977 through Jan. 30, 1984.	532	204-237-91	499	.469	22	6-16
Rogie Vachon	Jan. 30, 1984 through June 25, 1992.	668	283-306-79	645	.483	52	18-34
Nick Beverley	June 25, 1992 through May 18, 1994.	168	66-80-22	154	.458	24	13-11
Sam McMaster	May 24, 1994 through April 22, 1997.	212	68-106-38	174	.410	—	—
Dave Taylor	April 22, 1997 through April 18, 2006.	656	290-261-105	685	.522	28	10-18
Dean Lombardi	April 21, 2006 to present.	540	252-221-67	571	.529	50	29-21

KINGS IN NHL ALL-STAR GAME

Year	Venue	Representative(s)
1968	Toronto	Joyal ¹ , Sawchuk
1969	Montreal	White
1970	St. Louis	White
1971	Boston	Flett
1972	Minnesota	Lonsberry
1973	New York Rangers	Berry, Harper, Marotte, Vachon
1974	Chicago	Berry
1975	Montreal	Harper, Murdoch, Vachon
1976	Philadelphia	Dionne
1977	Vancouver	Dionne
1978	Buffalo	Dionne, Vachon
1979	Challenge Cup*	Dionne
1980	Detroit	Dionne, Goring ² , Murphy ³
1981	Los Angeles	Dionne, Lessard, Simmer, Taylor
1982	Washington	Taylor
1983	New York Islanders	Dionne
1984	New Jersey	Nicholls ⁴ , Simmer ⁵
1985	Calgary	Dionne
1986	Hartford	Taylor
1987	Rendez-Vous '87**	
1988	St. Louis	Robitaille
1989	Edmonton	Duchesne, Gretzky#, Nicholls, Robitaille
1990	Pittsburgh	Duchesne, Gretzky, Nicholls, Robitaille
1991	Chicago	Gretzky, Robitaille, Sandstrom
1992	Philadelphia	Gretzky, Robinson, Robitaille
1993	Montreal	Gretzky, Kurri, Robitaille
1994	New York Rangers	Blake, Gretzky, Taylor
1995	No Game Played - Work Stoppage	
1996	Boston	Gretzky
1997	San Jose	Khrstich ⁶
1998	Vancouver	
1999	Tampa Bay	Blake, Norstrom, Robitaille
2000	Toronto	Blake
2001	Colorado	Blake, Palffy, Robitaille
2002	Los Angeles	Modry, Palffy
2003	Florida	Schneider
2004	Minnesota	Norstrom ⁷
2005	No Game Played - Work Stoppage	
2006	No Game Played - Olympics	
2007	Dallas	Visnovsky
2008	Atlanta	Kopitar
2009	Montreal	Brown
2010	No Game Played - Olympics	
2011	Raleigh	Kopitar
2012	Ottawa	Quick
2013	No Game Played - Work Stoppage	

*In 1979, the Challenge Cup - a series between the Soviet Union and Team NHL - replaced the All-Star Game.

**In 1987, Rendez-Vous '87 - two games between the Soviet Union and Team NHL - replaced the All-Star Game.

Named the All-Star Game MVP.

¹Selected for the game but did not play. ²Replaced an injured Charlie Simmer. ³Replaced injured Dave Taylor.

⁴Replaced injured Marcel Dionne. ⁵Replaced injured Jari Kurri. ⁶Replaced injured Rob Blake.

⁷Replaced injured Ziggy Palffy.

KINGS IN NHL YOUNGSTARS GAME

Year	Venue	Representative(s)
2002	Los Angeles	
2003	Florida	
2004	Minnesota	Frolov
2005	No Game Played - Work Stoppage	
2006	No Game Played - Olympics	
2007	Dallas	Kopitar
2008	Atlanta	Johnson
2009	Montreal	Doughty , Ersberg ¹
2010	No Game Played - Olympics	

¹Selected for the game but did not play because of an injury.

Note: The NHL eliminated the YoungStars Game in 2011 choosing instead to have rookies participate in the Super Skills Competition.

The Kings hosted the 1981 NHL All-Star Game at the Great Western Forum and the 2002 NHL All-Star Game at STAPLES Center.



KINGS ANNUAL TEAM AWARD WINNERS

MOST VALUABLE PLAYER "BILL LIBBY MEMORIAL AWARD"

The Bill Libby Memorial Award is named after former Los Angeles sportswriter Bill Libby, who passed away on June 18, 1984. The media annually determines which player was the team's Most Valuable Player at the conclusion of each season.

1967-68	Eddie Joyal
1968-69	Gerry Desjardins
1969-70	Ross Lonsberry
1970-71	Juha Widing
1971-72	Gilles Marotte
1972-73	Rogie Vachon
1973-74	Rogie Vachon
1974-75	Rogie Vachon
1975-76	Marcel Dionne
1976-77	Marcel Dionne
1977-78	Butch Goring
1978-79	Marcel Dionne
1979-80	Marcel Dionne
1980-81	Mario Lessard
1981-82	Marcel Dionne
	Dave Taylor
1982-83	Marcel Dionne
1983-84	Charlie Simmer
1984-85	Marcel Dionne
1985-86	Marcel Dionne
1986-87	Roland Melanson
1987-88	Jimmy Carson
1988-89	Wayne Gretzky
1989-90	Wayne Gretzky
1990-91	Wayne Gretzky
1991-92	Kelly Hrudey
1992-93	Luc Robitaille
1993-94	Wayne Gretzky
1994-95	Kelly Hrudey
1995-96	Dimitri Khristich
1996-97	Dimitri Khristich
1997-98	Rob Blake
1998-99	Luc Robitaille
1999-00	Rob Blake
2000-01	Luc Robitaille
2001-02	Jason Allison
2002-03	Ziggy Palffy
2003-04	Luc Robitaille
2004-05	DNP – Lockout
2005-06	Lubomir Visnovsky
2006-07	Michael Cammalleri
2007-08	Anze Kopitar
2008-09	Dustin Brown
2009-10	Anze Kopitar
2010-11	Anze Kopitar
2011-12	Jonathan Quick
2012-13	Jeff Carter

OUTSTANDING DEFENSESMAN

The media also votes on whom they feel to be the Kings Most Outstanding Defenseman over the course of each season.

1976-77	Gary Sargent
1977-78	Randy Manery
1978-79	Randy Manery
1979-80	Doug Halward
1980-81	Dave Lewis
1981-82	Larry Murphy
1982-83	Jay Wells
1983-84	Jay Wells
1984-85	Mark Hardy
1985-86	Jay Wells
1986-87	Mark Hardy
1987-88	Tom Laidlaw
1988-89	Steve Duchesne
1989-90	Tim Watters
1990-91	Rob Blake
1991-92	Rob Blake
1992-93	Rob Blake
1993-94	Rob Blake
1994-95	Darryl Sydor
1995-96	Steven Finn
1996-97	Mattias Norstrom
1997-98	Rob Blake
1998-99	Mattias Norstrom
1999-00	Rob Blake
2000-01	Mattias Norstrom
2001-02	Aaron Miller
2002-03	Mattias Norstrom
2003-04	Lubomir Visnovsky
2004-05	DNP – Lockout
2005-06	Lubomir Visnovsky
2006-07	Lubomir Visnovsky
2007-08	Jack Johnson
2008-09	Drew Doughty
2009-10	Drew Doughty
2010-11	Drew Doughty
2011-12	Willie Mitchell
2012-13	Drew Doughty

DEFENSIVE PLAYER

The Best Defensive Player Award is given out to any player (forward, defenseman or goaltender) whom the media feels exhibits the best prowess on the defensive end of the ice.

1988-89	Tom Laidlaw
1989-90	Steve Kasper
1990-91	Steve Kasper
1991-92	John McIntyre
1992-93	Jari Kurri
1993-94	Jari Kurri
1994-95	Pat Conacher
1995-96	Kevin Todd
1996-97	Ian Laperriere
1997-98	Ian Laperriere
1998-99	Ian Laperriere
1999-00	Mattias Norstrom
2000-01	Mattias Norstrom
2001-02	Aaron Miller
2002-03	Mattias Norstrom
2003-04	Mattias Norstrom
2004-05	DNP – Lockout
2005-06	Mattias Norstrom
2006-07	Derek Armstrong
2007-08	Patrick O'Sullivan
2008-09	Michal Handzus
2009-10	Michal Handzus
2010-11	Anze Kopitar
2011-12	Jonathan Quick
2012-13	Anze Kopitar

MOST POPULAR PLAYER

The Most Popular Player Award is determined annually by the Kings Booster Club.

1968-69	Eddie Joyal
1969-70	Eddie Joyal
1970-71	Gilles Marotte
1971-72	Ralph Backstrom
1972-73	Butch Goring
1973-74	Dan Maloney
1974-75	Butch Goring
1975-76	Butch Goring
1976-77	Rogie Vachon
1977-78	Butch Goring
1978-79	Marcel Dionne
1979-80	Marcel Dionne
1980-81	Charlie Simmer
1981-82	Dave Taylor
1982-83	No vote
1983-84	Bernie Nicholls
1984-85	Marcel Dionne

KINGS ANNUAL TEAM AWARD WINNERS

MOST POPULAR PLAYER (CONTD.)

1985-86	Marcel Dionne
1986-87	Jimmy Carson
1987-88	Luc Robitaille
1988-89	Wayne Gretzky
1989-90	Marty McSorley
1990-91	Marty McSorley
1991-92	Luc Robitaille
1992-93	Marty McSorley
1993-94	Wayne Gretzky
1994-95	Kelly Hrudey
1995-96	Eric Lacroix
1996-97	Dan Byslma
	Ian Laperriere
1997-98	Rob Blake
1998-99	Luc Robitaille
1999-00	Ian Laperriere
2000-01	Ian Laperriere
2001-02	Adam Deadmarsh
2002-03	Ian Laperriere
2003-04	Alexander Frolov
2004-05	DNP – Lockout
2005-06	Luc Robitaille
2006-07	Anze Kopitar
2007-08	Dustin Brown
2008-09	Dustin Brown
2009-10	Dustin Brown
2010-11	Anze Kopitar
2011-12	Jonathan Quick
2012-13	Dustin Brown

MOST INSPIRATIONAL PLAYER "ACE BAILEY MEMORIAL AWARD"

The Ace Bailey Memorial Award is given out to the Kings Most Inspirational Player and is named after the late Garnet "Ace" Bailey, who spent seven years as the Kings Director of Pro Scouting before passing tragically on Sept. 11, 2001, aboard United Airlines Flight 175 with fellow Kings scout Mark Bavis. The award was first given out following the 1972-73 season and was dedicated to Ace Bailey in 2002. The players vote for the winner of this award.

1972-73	Rogie Vachon
1973-74	Terry Harper
1974-75	Bob Nevin
1975-76	Bob Nevin
1976-77	Butch Goring
1977-78	Butch Goring
1978-79	Dave Taylor
1979-80	Charlie Simmer
1980-81	Dave Taylor
1981-82	Dave Taylor

1982-83	Terry Ruskowski
1983-84	Anders Hakansson
1984-85	Dave Taylor
1985-86	Dave Williams
1986-87	Dave Williams
1987-88	Dave Taylor
1988-89	John Tonelli
1989-90	John Tonelli
1990-91	Larry Robinson
1991-92	Tony Granato
1992-93	Dave Taylor
1993-94	Pat Conacher
1994-95	Kelly Hrudey
1995-96	Tony Granato
1996-97	Ian Laperriere
1997-98	Rob Blake
1998-99	Mattias Norstrom
1999-00	Garry Galley
2000-01	Ian Laperriere
2001-02	Ziggy Palffy
2002-03	Ian Laperriere
2003-04	Luc Robitaille
2004-05	DNP – Lockout
2005-06	Mattias Norstrom
2006-07	Tom Kostopoulos
2007-08	Dustin Brown
2008-09	Sean O'Donnell
2009-10	Matt Greene
2010-11	Matt Greene
2011-12	Jonathan Quick
2012-13	Matt Greene

BEST NEWCOMER "MARK BAVIS MEMORIAL AWARD"

This award is voted on by the media and given to the member of the organization that makes the greatest impact as a newcomer. The first winner of the award was former Kings owner Bruce McNall, who is the only non-player to ever win the award. In 2002, the award was named after the late Mark Bavis, a first-year Kings scout who passed away tragically aboard United Airlines Flight 175 from Boston's Logan Airport on Sept. 11, 2001.

1988-89	Bruce McNall
1989-90	Todd Elik
1990-91	Daniel Berthiaume
1991-92	Corey Millen
1992-93	Darryl Sydor
	Alexei Zhitnik
1993-94	Robert Lang
1994-95	Rick Tocchet

1995-96	Vitali Yachmenev
1996-97	Stephane Fiset
1997-98	Jozef Stumpel
1998-99	Donald Audette
1999-00	Ziggy Palffy
2000-01	Lubomir Visnovsky
2001-02	Jason Allison
2002-03	Alexander Frolov
2003-04	Trent Klatt
2004-05	DNP – Lockout
2005-06	Pavol Demitra
2006-07	Anze Kopitar
2007-08	Jack Johnson
2008-09	Drew Doughty
2009-10	Ryan Smyth
2010-11	Willie Mitchell
2011-12	Jeff Carter
2012-13	Jake Muzzin

LEADING SCORER

This award is given annually to the team leader in points scored.

1967-68	Eddie Joyal (23-34=57)
1968-69	Eddie Joyal (33-19=52)
1969-70	Ross Lonsberry (20-22=42)
1970-71	Juha Widing (25-40=65)
1971-72	Juha Widing (27-28=55)
1972-73	Juha Widing (16-54=70)
1973-74	Butch Goring (28-33=61)
1974-75	Bob Nevin (31-41=72)
1975-76	Marcel Dionne (40-54=94)
1976-77	Marcel Dionne (53-69=122)
1977-78	Marcel Dionne (36-43=79)
1978-79	Marcel Dionne (59-71=130)
1979-80	Marcel Dionne (53-84=137)
1980-81	Marcel Dionne (58-77=135)
1981-82	Marcel Dionne (50-67=117)
1982-83	Marcel Dionne (56-51=107)
1983-84	Bernie Nicholls (41-54=95)
1984-85	Marcel Dionne (46-80=126)

KINGS ANNUAL TEAM AWARD WINNERS

LEADING SCORER (CONT'D)

1985-86	Bernie Nicholls (36-61=97)
1986-87	Luc Robitaille (45-39=84)
1987-88	Luc Robitaille (53-58=111)
1988-89	Wayne Gretzky (54-114=168)
1989-90	Wayne Gretzky (40-102=142)
1990-91	Wayne Gretzky (41-122=163)
1991-92	Wayne Gretzky (31-90=121)
1992-93	Luc Robitaille (63-62=125)
1993-94	Wayne Gretzky (38-92=130)
1994-95	Wayne Gretzky (11-37=48)
1995-96	Dimitri Khristich (27-37=64)
1996-97	Dimitri Khristich (19-37=56)
1997-98	Jozef Stumpel (21-58=79)
1998-99	Luc Robitaille (39-35=74)
1999-00	Luc Robitaille (36-38=74)
2000-01	Ziggy Palffy (38-51=89)
2001-02	Jason Allison (19-55=74)
2002-03	Ziggy Palffy (37-48=85)
2003-04	Luc Robitaille (22-29=51)
2004-05	DNP – Lockout
2005-06	Lubomir Visnovsky (17-50=67)
2006-07	Michael Cammalleri (34-46=80)
2007-08	Anze Kopitar (32-45=77)
2008-09	Anze Kopitar (27-39=66)
2009-10	Anze Kopitar (34-47=81)
2010-11	Anze Kopitar (25-48=73)
2011-12	Anze Kopitar (25-51=76)
2012-13	Anze Kopitar (10-32=42)

UNSUNG HERO

This award is determined by the players and awarded to the player that contributed the most to the team yet did not get the proper recognition for his contributions.

1968-69	Brent Hughes
1969-70	Jimmy Peters
1970-71	Paul Curtis
1971-72	Norm Mackie (trainer)
1972-73	Larry Brown
1973-74	Frank St. Marseille
1974-75	Gary Edwards
1975-76	Neil Komadoski
1976-77	Mike Murphy
1977-78	Pete Stenkowski
1978-79	Rob Palmer
1979-80	Mike Murphy
1980-81	Larry Murphy
1981-82	John Paul Kelly
1982-83	John Paul Kelly
1983-84	Anders Hakansson
1984-85	Phil Sykes
1985-86	Bryan Erickson
	Phil Sykes
1986-87	Roland Melanson
1987-88	Tom Laidlaw
1988-89	Tim Watters
1989-90	Dave Taylor
1990-91	Dave Taylor
1991-92	Charlie Huddy
1992-93	Pat Conacher
1993-94	Kelly Hrudey
1994-95	Pat Conacher
1995-96	Steven Finn
1996-97	Byron Dafoe
1997-98	Mattias Norstrom
1998-99	Mattias Norstrom
1999-00	Mattias Norstrom
2000-01	Jaroslav Modry
2001-02	Aaron Miller
2002-03	Derek Armstrong
2003-04	Trent Klatt
2004-05	DNP – Lockout
2005-06	Craig Conroy
2006-07	Tom Kostopoulos
2007-08	Jeff Giuliano
2008-09	Michal Handzus
2009-10	Michal Handzus
2010-11	Matt Greene
2011-12	Trevor Lewis
2012-13	Trevor Lewis

COMMUNITY SERVICE

The Community Service Award is determined by the Kings Care Foundation and given annually to the player that best exemplifies strong community outreach by actively working with local youth organizations and community groups to increase awareness and raise funds to support the Kings community signature initiatives – education, health-related causes and recreation.

1988-89	Jim Fox
1989-90	Dave Taylor
1990-91	Dave Taylor
1991-92	Luc Robitaille
1992-93	Tony Granato
	Marty McSorley
	Luc Robitaille
	Dave Taylor
1993-94	Dave Taylor
1994-95	Tony Granato
1995-96	Rob Blake
	Eric Lacroix
1996-97	Dan Bylsma
	Byron Dafoe
1997-98	Luc Robitaille
1998-99	Rob Blake
	Sean O'Donnell
1999-00	Rob Blake
2000-01	Kelly Buchberger
	Stu Grimson
2001-02	Jamie Storr
2002-03	Craig Johnson
	Jamie Storr
2003-04	Ian Laperriere
2004-05	DNP – Lockout
2005-06	Jeremy Roenick
2006-07	Derek Armstrong
2007-08	Derek Armstrong
2008-09	Dustin Brown
2009-10	Dustin Brown
2010-11	Dustin Brown
2011-12	Jonathan Bernier
2012-13	Jonathan Quick

KINGS ALL-TIME ROSTER

PLAYER

- A -

POS	YEARS	UNI #
RW	1975-76	21
D	1991-93	26
C	2001-04	41
C	1987-90	10
D	1967-69	5, 3
LW	1967-68	22
RW	1968-69	20
D	1983-85	4
C	1977-80	14
C	2002-09	32, 7
G	2007-08	37
RW	1998-00	34, 10
C	2002-03	31
LW	2002-07	19

- B -

D	1998-99	44
G	1998-99	31
C	1970-73	9
RW	1982-83	14
RW	2002-04	62
G	1983-84	31
D	1983-84	28
D	1971-72	3
C	1999-00	19
D	1995-96	45
LW	1987-90	22
D	1989-90	21
LW	2001-03	7, 27
RW	2002-03	58
C	2000-06	25
LW	2001-06	12, 77
D	1989-92	2
D	1995-98;	93
	1999-01	5
G	1996-97	32
G	2007-08;	96
	2009-13	45
RW	1971-73	21
LW	1970-77	18
G	1990-92	36
D	1978-79	23
LW	1989-92	8
C	1998-01	11
G	1981-84	29, 30, 31
D	1989-01;	
	2006-08	4
RW	1982-83	21
D	1994-96	35
D	1998-99	8
C	1980-83	8, 44
D	1994-02	26, 28, 43
C	1986-88	14
C	2007-09	22
LW	1981-83	26
RW	1990-93	24
LW	1983-84;	
	1985-86	25
LW	2001-04	37
D	2000-01	26
C	1996-97	10
RW	2003-13	23
D	1982-83	2
RW	1994-96	8, 7
D	1972-78	3
RW	1994-95	9
G	2006-07	32
LW	1999-02	9

Burke, Sean	G	2006-07	1
Burridge, Randy	LW	1994-95	44
Buskas, Rod	D	1990-92	77
Byers, Mike	RW	1970-72	24, 12
Bylsma, Dan	LW	1995-00	42

- C -

Cahan, Larry	D	1968-71	14, 3
Calder, Kyle	LW	2007-09	19
Cammalleri, Michael	LW	2002-08	13
Campbell, Bryan	C	1967-70	12, 7,
			11, 22
Carlin, Brian	LW	1971-72	12
Carlson, Steve	C	1979-80	10
Caron, Jacques	G	1967-69	30, 1
Carpenter, Bob	C	1986-89	21, 11
Carr, Gene	C	1973-78	12
Carriere, Larry	D	1977-78	25
Carson, Jimmy	C	1986-88;	
		1992-94	17, 12
Carter, Anson	RW	2003-04	11
Carter, Jeff	C	2011-13	77
Cechmanek, Roman	G	2003-04	32
Chabot, Frederic	G	1997-98	31
Chapdelaine, Rene	D	1990-93	63, 8
Chartrand, Brad	LW	1999-04	29
Chartraw, Rick	D	1980-83	2, 27
Chorney, Marc	D	1983-84	3
Chouinard, Mathieu	G	2003-04	46
Christoff, Steve	RW	1983-84	12
Churla, Shane	RW	1995-96	72, 11
Chychrun, Jeff	D	1991-93	6
Clarke, Noah	RW	2003-07	39, 25
Cliche, Marc-Andre	C	2009-10	67
Clifford, Kyle	LW	2010-13	13
Clippingdale, Steve	LW	1976-77	15
Cloutier, Dan	G	2006-08	39
Clune, Rich	LW	2009-10	56
Coffey, Paul	D	1991-93	77
Conacher, Pat	C	1992-96	15
Conroy, Craig	C	2005-07	22
Convery, Brandon	C	1998-99	11
Corbett, Mike*	RW	1967-68	22
Corkum, Bob	C	1999-01	17, 19
Corrigan, Mike	RW	1967-68;	
		1969-70;	
		1971-76	19, 17, 11
Corvo, Joe	D	2002-06	26, 27, 6
Courtall, Russ	RW	1997-99	19
Cousineau, Marcel	G	1999-00	34
Couturier, Sylvain	C	1988-92	12
Cowan, Jeff	LW	2003-07	8, 15
Cowie, Rob	D	1994-96	77
Crashley, Bart	D	1975-76	2
Crossman, Doug	D	1988-89	4
Croteau, Gary	LW	1968-70	23, 11
Crowder, Keith	RW	1989-90	23
Crowder, Troy	RW	1994-96	55
Crowe, Phil	LW	1993-94	23
Currie, Dan	LW	1993-94	37
Currie, Glen	C	1985-86;	
		1987-88	21, 22
Curtis, Paul	D	1970-73	6

ALL-TIME RECORDS



KINGS ALL-TIME ROSTER

PLAYER	POS	YEARS	UNI #	PLAYER	POS	YEARS	UNI #
- D -				178 Gibbs, Barry	D	1979-80	23
119 Dafoe, Byron	G	1995-96	31, 34	179 Gibson, John	D	1980-82	27, 28
120 Dallman, Kevin	D	2006-08	38	180 Gilhen, Randy	C	1991-92	15
121 Deadmarsh, Adam	RW	2001-04	28	181 Giroux, Pierre	C	1982-83	22
122 Degray, Dale	D	1988-89	24	182 Giuliano, Jeff	C	2005-06	53, 29
123 DeJordy, Denis	G	1969-72	30	183 Gladney, Bob	D	2007-08	2
124 DeMarco, Ab	D	1975-77	2	184 Gleason, Tim	D	1982-83	42
125 Demitra, Pavol	RW	2005-06	38	185 Glennie, Brian	D	1978-79	4, 24
126 Dempsey, Nathan	D	2005-06	10	186 Golderup, Glenn	LW	1976-82	21
127 Desjardins, Gerry	G	1968-70	30	187 Goring, Butch	C	1969-80	19
128 Dineen, Peter	D	1986-87	25, 21	188 Gosselin, Mario	G	1989-90	31
129 Dionne, Marcel	C	1975-87	16	189 Goverde, Dave	G	1991-94	43
130 DiPietro, Paul	C	1996-97	37	190 Grahame, Ron	G	1978-81	30
131 Donato, Ted	LW	2001-02	15	191 Granato, Tony	LW	1989-96	14, 21
132 Donnelly, Mike	LW	1990-95	23, 11	192 Grant, Danny	RW	1977-79	15
133 Doughty, Drew	D	2008-13	8	193 Gratton, Dan	LW	1987-88	38, 32
134 Drewiske, Davis	D	2008-13	44	194 Gray, Terry	RW	1967-68	7
135 Druce, John	RW	1993-96	19	195 Grebeshkov, Denis	D	2003-06	38, 37
136 Duchesne, Steve	D	1986-91;		196 Green, Josh	LW	1998-99	47, 21
		1988-99	28	197 Greene, Matt	D	2008-13	2
137 Duff, Dick	LW	1969-71	7	198 Grenier, Lucien	RW	1970-72	14
138 Dufour, Marc	RW	1968-69	22	199 Gretzky, Wayne	C	1988-96	99
139 Dufresne, Donald	D	1993-94	29	200 Grieve, Brent	LW	1996-97	41
140 Duguay, Ron	RW	1987-89	44	201 Grimson, Stu	LW	2000-01	32
141 Duncanson, Craig	LW	1985-90	25, 12, 26	202 Gruhl, Scott	LW	1981-83	9, 21, 10, 14
- E -				203 Guay, Paul	RW	1985-89	12, 8, 12
142 Edstrand, Darryl	D	1977-79	25	- H -			
143 Edwards, Gary	G	1971-77	1	204 Hachborn, Len	C	1985-86	14
144 Elik, Todd	C	1989-91	6	205 Hakansson, Anders	LW	1983-86	21
145 Eliot, Darren	G	1984-87	35	206 Halkidis, Bob	D	1989-91	22
146 Elkins, Corey	C	2009-10	47	207 Halpern, Jeff	C	2009-10	22
147 Ellerby, Keaton	D	2012-13	5	208 Halward, Doug	D	1978-81	3
148 Ellis, Matt	LW	2007-08	8	209 Hamel, Gilles	LW	1988-89	8
149 Eloranta, Mikko	LW	2001-03	42	210 Hammond, Ken	D	1984-88	2, 6, 4, 3, 39
150 Emerson, Nelson	RW	1999-02	17, 7, 19	211 Hampton, Rick	D	1978-80	27
151 Engblom, Brian	D	1983-86	5	212 Handzus, Michal	C	2007-11	26
152 English, John	D	1987-88	26	213 Hangsleben, Al	LW	1981-82	9
153 Erickson, Bryan	RW	1985-88	15	214 Hardy, Mark	D	1979-88;	
154 Ersberg, Erik	G	2007-10	31			1992-94	26, 20, 25, 5, 24
155 Evans, Daryl	RW	1981-85	15	215 Harper, Terry	D	1972-75	2
- F -				216 Harris, Billy	RW	1979-82;	
156 Fenton, Paul	LW	1987-89	8			1983-84	9, 14
157 Ferraro, Ray	C	1995-99	20, 26	217 Harrold, Peter	D/F	2006-11	49, 5
158 Finn, Steven	D	1995-97	29	218 Hauser, Adam	G	2005-06	45
159 Fiset, Stephane	G	1996-01	35	219 Hayward, Rick	D	1990-91	46
160 Fitzpatrick, Mark	G	1988-89	29	220 Healy, Glenn	G	1985-89	29, 35
161 Flett, Bill	RW	1967-72	17, 9	221 Heaslip, Mark	RW	1978-79	26
162 Flinn, Ryan	LW	2001-06	49	222 Heidt, Mike	D	1983-84	28
163 Foley, Gerry	RW	1968-69	22	223 Heinze, Steve	RW	2001-03	57
164 Fortier, Marc	C	1992-93	8, 26	224 Helander, Peter	D	1982-83	3
165 Fox, Jim	RW	1980-90	19, 4	225 Heward, Jamie	D	2006-07	6
166 Fraser, Colin	C	2011-13	24	226 Hextall, Dennis	LW	1969-70	12
167 Frolov, Alexander	LW	2002-10	24	227 Hicke, Ernie	LW	1977-78	9
168 Fuhr, Grant	G	1994-95	31	228 Hiller, Jim	RW	1992-93	27
169 Fukufuji, Yutaka	G	2006-07	33	229 Hillman, Larry	D	1971-72	3
- G -				230 Hnilicka, Milan	G	2003-04	1
170 Gagne, Simon	LW	2011-13	12	231 Hocking, Justin	D	1993-94	51
171 Galley, Garry	D	1984-87;		232 Hoene, Phil	LW	1972-75	14, 21
		1997-00	3	233 Hoffer, Jim	D	1988-89	14
172 Gans, Dave	C	1982-83;		234 Hoganson, Dale	D	1969-72	4, 2
		1985-86	15	235 Holland, Jason	D	2001-04	53
173 Garland, Scott	C	1978-79	20	236 Holmes, Warren	C	1981-84	28, 22
174 Garon, Mathieu	G	2005-07	31	237 Holt, Randy	D	1978-80	23, 4
175 Gauthier, Denis	D	2008-09	21	238 Hopkins, Dean	RW	1979-83	12
176 Gauthier, Gabe	C	2006-08	37, 52	239 Houda, Doug	D	1993-94	6
177 Germain, Eric	D	1987-88	4				

KINGS ALL-TIME ROSTER

PLAYER	POS	YEARS	UNI #	PLAYER	POS	YEARS	UNI #
240 Houston, Ken	RW	1983-84	25	- L -			
241 Howell, Harry	D	1970-73	25, 5	302 LaBarbera, Jason	G	2005-06, 2007-09	35
242 Howse, Don	LW	1979-80	20, 25	303 Labossiere, Gord	C	1967-71	20, 12, 9
243 Hruddy, Kelly	G	1988-96	32	304 Lacroix, Eric	LW	1994-96; 1998-99	28, 29
244 Huard, Bill	LW	1999-00	28	305 LaFayette, Nathan	C	1995-99	24
245 Huddy, Charlie	D	1991-95	22	306 LaForest, Bob	RW	1983-84	10
246 Huet, Cristobal	G	2002-04	35	307 Laidlaw, Tom	D	1986-90	3
247 Hughes, Brent	D	1967-70	4, 5	308 Lang, Robert	C	1992-96	13
248 Hughes, Howie	RW	1967-70	10	309 Langevin, Dave	D	1986-87	25
249 Hunter, Trent	RW	2011-12	47	310 Laperriere, Ian	RW/C	1995-04	22
250 Hutchison, Dave	D	1974-78	4	311 Lapointe, Rick	D	1984-86	28
- I -				312 Larocque, Denis	D	1987-88	5
251 Inglis, Billy	C	1967-69	22	313 Larouche, Steve	C	1995-96	20
252 Irvine, Ted	LW	1967-70	15	314 Laskoski, Gary	G	1982-84	29
253 Isaksson, Ulf	LW	1982-83	28	315 Laughlin, Craig	RW	1987-88	81
254 Ivanans, Raitis	LW	2006-10	41	316 LaVallee, Kevin	LW	1983-84	14, 15
- J -				317 Lavigne, Eric	D	1994-95	38
255 Jackman, Tim	RW	2006-07	43	318 Lavoie, Dominic	D	1993-94	42
256 Jaks, Pauli	G	1994-95	36	319 Ledyard, Grant	D	1985-88	4
257 James, Connor	C	2005-06	56	320 Legace, Manny	G	1998-99	32
258 Janecyk, Bob	G	1984-89	1	321 Lemieux, Jacques	D	1967-70	4
259 Jarvis, Wes	C	1983-84	26	322 Lemieux, Real	LW	1967-74	9, 7
260 Jay, Bob	D	1993-94	50	323 Lessard, Mario	G	1978-84	1
261 Jenkins, Dean	RW	1983-84	22	324 Lesuk, Bill	LW	1971-74	16
262 Jensen, Al	G	1986-87	29	325 Leveque, Guy	C	1992-94	28
263 Jensen, Steve	LW	1978-82	22	326 Lewis, Dave	D	1979-83	26, 25
264 Johansen, Trevor	D	1981-82	2	327 Lewis, Trevor	C	2008-13	61, 22
265 Johnson, Craig	LW	1995-03	23	328 Liba, Igor	RW	1988-89	23
266 Johnson, Jack	D	2006-12	33, 3	329 Lilja, Andreas	D	2000-03	6
267 Johnson, Jim	C	1971-72	8	330 Lindholm, Mikael	C	1989-90	51
268 Johnson, Matt	LW	1994-99	34, 17	331 Loach, Lonnie	LW	1992-93	29
269 Johnston, Larry	D	1967-68	5	332 Logan, Bob	RW	1988-89	17
270 Jokinen, Olli	C	1997-99	21, 12	333 Loktionov, Andrei	C	2009-12	48, 12, 48
271 Jones, Brad	LW	1990-91	47	334 Long, Barry	D	1972-74	22
272 Jones, Randy	D	2009-10	12	335 Lonsberry, Ross	LW	1969-72	8
273 Joyal, Eddie	C	1967-72	16	336 Luce, Don	C	1980-81	23
- K -				337 Lukowich, Morris	LW	1985-87	10, 12
274 Kaberle, Frantisek	D	1999-00	2	338 Lundmark, Jamie	C	2006-07	15
275 Kanko, Petr	RW	2005-06	48	- M -			
276 Kannegiesser, Sheldon	D	1973-77	6	339 MacDonald, Lowell	LW	1967-69	11
277 Karalahti, Jere	D	1999-02	8	340 MacLean, Donald	C	1997-98	10
278 Karjalainen, Kyosti	RW	1991-92	14	341 MacLellan, Brian	LW	1982-86	27
279 Kasper, Steve	C	1988-91	11	342 Mair, Adam	C	2000-02	24
280 Keans, Doug	G	1979-83	31, 30	343 Makela, Mikko	RW	1989-90	24
281 Kelly, John Paul	LW	1979-86	17	344 Maloney, Dan	LW	1972-75	17, 27
282 Kelly, Steve	C	2000-04	11	345 Manery, Randy	D	1977-80	2
283 Kennedy, Dean	D	1982-89	6	346 Marinucci, Chris	C	1996-97	26
284 Khristich, Dimitri	LW	1995-97	8	347 Marotte, Gilles	D	1969-74	4
285 Kilrea, Brian	C	1967-68	19	348 Marson, Mike	LW	1979-80	9
286 King, Dwight	LW	2010-13	74	349 Martin, Rick	LW	1980-82	10
287 Klatt, Trent	RW	2003-04	26	350 Martinez, Alec	D	2009-13	53, 27
288 Klemm, Jon	D/RW	2007-08	25	351 Mattsson, Markus	G	1982-84	30
289 Klima, Petr	LW	1996-97	83	352 McAlpine, Chris	D	2002-03	38
290 Knickle, Rick	G	1992-94	1	353 McBean, Wayne	D	1987-89	21
291 Komadoski, Neil	D	1972-78	24, 23	354 McCauley, Allyn	C	2006-07	10
292 Kontos, Chris	RW	1987-89	33, 15	355 McCosh, Shawn	RW	1991-92	50
293 Kopitar, Anze	C	2006-13	11	356 McDoughah, Al	RW	1970-72	22, 21
294 Korab, Jerry	D	1979-83	5, 4	357 McDoughah, Hubie	C	1988-90	39
295 Kostopoulos, Tom	RW	2005-07	29	358 McEachern, Shawn	LW	1993-94	51
296 Kozak, Don	RW	1972-78	24	359 McEwen, Mike	D	1983-84	2
297 Krake, Skip	C	1968-70	7	360 McIntyre, John	C	1990-93	44
298 Krushelnyski, Mike	C	1988-91	26	361 McKenna, Sean	RW	1985-88	10
299 Kudelski, Bob	RW	1987-93	33, 37	362 McKenna, Steve	LW	1996-00	7
300 Kurri, Jari	RW	1991-96	17	363 McReynolds, Brian	C	1993-94	53, 26
301 Kuznetsov, Maxim	D	2002-04	6	364 McSorley, Marty	D	1988-93; 1993-96	3

KINGS ALL-TIME ROSTER

PLAYER	POS	YEARS	UNI #	PLAYER	POS	YEARS	UNI #
365 Melanson, Roland	G	1985-89	31	424 Penner, Dustin	LW	2010-13	25
366 Menard, Howie	C	1967-69	19	425 Perreault, Yanic	C	1994-99	39, 44
367 Mickey, Larry	RW	1970-71	12	426 Peters, Jimmy	C	1968-74	8, 18, 12
368 Mikkelsen, Bill	D	1971-72	2	427 Petiot, Richard	D	2005-06	2
369 Millen, Corey	C	1991-93	23	428 Petit, Michel	D	1994-96	24
370 Miller, Aaron	D	2000-07	3	429 Phair, Lyle	LW	1985-88	11, 27
371 Miller, Bob	C	1984-85	14	430 Pirmes, Esa	C	2003-04	12
372 Miller, Jay	LW	1988-92	49, 29	431 Piskula, Joe	D	2006-07	22
373 Mitchell, Willie	D	2010-13	33	432 Playfair, Larry	D	1985-89	20, 23
374 Modin, Fredrik	LW	2009-10	33	433 Podollan, Jason	RW	1998-00	28, 37
375 Modry, Jaroslav	D	1995-97; 1998-04; 2006-08	15, 33, 44	434 Ponikarovskiy, Alexei	LW	2010-11	27
376 Moger, Sandy	RW	1997-99	45	435 Popiel, Poul	D	1967-68	3
377 Mokosak, Carl	LW	1984-85	12	436 Potomski, Barry	LW	1995-97	40
378 Moller, Oscar	C	2008-11	9	437 Potvin, Felix	G	2000-02	39
379 Monahan, Garry	RW	1969-70	12	438 Potvin, Jean	D	1970-72	23, 22
380 Monahan, Hartland	RW	1977-78	12	439 Potvin, Marc	RW	1992-94	27
381 Mongrain, Bob	C	1985-86	23	440 Prajsler, Petr	D	1987-90	25
382 Moreau, Ethan	LW	2011-12	17	441 Preissing, Tom	D	2007-09	42
383 Morgan, Jason	C	1996-98	52	442 Price, Noel	D	1970-71	5
384 Morrison, Dave	RW	1980-83	26, 21, 10	443 Pronger, Sean	C	1998-99	29
385 Moulson, Matt	LW	2007-09	28, 25	444 Pulford, Bob	LW	1970-72	20
386 Moxey, Jim	RW	1976-77	15	445 Purcell, Teddy	RW	2007-10	54
387 Muir, Bryan	D	2003-04	2	446 Pushkarev, Konstantin	LW	2005-07	9
388 Mulhern, Richard	D	1978-80	5	- Q -			
389 Mulvey, Paul	LW	1981-82	28	447 Quick, Jonathan	G	2007-13	32
390 Murdoch, Bob	D	1973-79	5	448 Quincey, Kyle	D	2008-09	27
391 Murphy, Larry	D	1980-84	5	449 Quinn, Dan	C	1994-95	7
392 Murphy, Mike	RW	1973-83	7	- R -			
393 Murphy, Rob	C	1993-94	8	450 Rasmussen, Erik	LW	2002-03	9, 27
394 Murray, Brady	LW	2007-08	15	451 Ravlich, Matt	D	1969-71	21
395 Murray, Glen	RW	1996-02	27	452 Redmond, Craig	D	1984-88	2
396 Murray, Jim	D	1967-68	4	453 Redmond, Keith	LW	1993-94	45
397 Murray, Marty	C	2006-07	26	454 Regehr, Robyn	D	2012-13	44
398 Muzzini, Jake	D	2010-11; 2012-13	6	455 Reinprecht, Steven	C	1999-01	28
- N -				456 Richards, Mike	C	2011-13	10
399 Nagy, Ladislav	LW	2007-08	47	457 Richardson, Brad	C	2008-13	15
400 Nechayev, Victor	C	1982-83	10	458 Richmond, Steve	D	1988-89	42
401 Nemecek, Jan	D	1998-00	54	459 Robinson, Doug	LW	1967-71	23, 11
402 Nevin, Bob	RW	1973-76	9	460 Robinson, Larry	D	1989-92	19
403 Nicholls, Bernie	C	1981-90	15, 10, 9	461 Robitaille, Luc	LW	1986-94; 1997-01; 2003-06	20
404 Nolan, Jordan	C	2011-13	71	462 Robitaille, Randy	C	2001-02	26
405 Norris, Jack	G	1970-71	1	463 Rochefort, Leon	RW	1969-70	25
406 Norstrom, Mattias	D	1995-07	11, 14	464 Roenick, Jeremy	C	2005-06	6
407 Norton, Brad	D	2002-04	63	465 Rolfe, Dale	D	1967-70	97
408 Nurminen, Kia	LW	1996-97	21	466 Ronning, Cliff	C	2001-02	7
- O -				467 Rosa, Pavel	RW	1998-00; 2002-04	55
409 O'Donnell, Sean	D	1994-00; 2008-10	6	468 Rota, Randy	LW	1973-74	25
410 O'Dwyer, Billy	C	1983-85	10	469 Ruskowski, Terry	C	1982-85	10, 8
411 Olczyk, Ed	RW/C	1996-97	7	470 Rutherford, Jim	G	1980-82	29
412 O'Sullivan, Patrick	LW	2006-09	12	471 Rutledge, Wayne	G	1967-70	1
- P -				472 Ryan, Matt	C	2005-06	40
413 Paek, Jim	D	1993-94	7	473 Rychel, Warren	LW	1992-95	10
414 Pageau, Paul	G	1980-81	32	- S -			
415 Palfy, Ziggy	RW	1999-04	33	474 St. Laurent, Andre	C	1979-82	15
416 Palmer, Rob	D	1977-82	6	475 St. Marseille, Frank	RW	1972-77	14, 11
417 Parrish, Mark	RW	2005-06	37	476 Sandstrom, Tomas	RW	1989-94	7
418 Parros, George	RW	2005-06	57	477 Sargent, Gary	D	1975-78	22
419 Parse, Scott	LW	2009-12	63, 21	478 Sawchuk, Terry	G	1967-68	30
420 Pasin, Dave	LW	1988-89	14	479 Schamehorn, Kevin	RW	1980-81	23
421 Passmore, Steve	G	2000-01	31	480 Schenn, Brayden	C	2009-11	55, 10
422 Paterson, Joe	LW	1985-88	27	481 Schmidt, Chris	C	2002-03	51
423 Pearson, Tanner*	LW	2012-13	70	482 Schneider, Mathieu	D	2000-03	10
				483 Schultz, Dave	LW	1976-78	14

KINGS ALL-TIME ROSTER

PLAYER	POS	YEARS	UNI #	PLAYER	POS	YEARS	UNI #
484 Scott, Ron	G	1989-90	1	547 Tsygurov, Denis	D	1994-96	3
485 Scott, Travis	G	2000-01	45	548 Tsyplakov, Vladimir	RW	1995-00	9
486 Scruton, Howard	D	1982-83	2	549 Tuer, Al	D	1985-86	26
487 Scuderi, Rob	D	2009-13	7	550 Tukonen, Lauri	RW	2006-08	44, 34
488 Segal, Brandon	RW	2009-10	49	551 Tuomainen, Marko	RW	1999-01	12
489 Seguin, Steve	RW	1984-85	22	552 Turnbull, Ian	D	1981-82	3
490 Selwood, Brad	D	1979-80	20	553 Turner, Dean	D	1982-83	2
491 Semchuk, Brandy	RW	1992-93	41	554 Tverdokovskiy, Oleg	D	2006-07	28
492 Shack, Eddie	LW	1969-71	23	- U -			
493 Sheehan, Bobby	C	1981-82	15	555 Unger, Garry	C	1980-81	77, 27
494 Shevalier, Jeff	LW	1994-95; 1996-97	10, 19	- V -			
495 Short, Steve	D	1977-78	26	556 Vachon, Rogie	G	1971-78	30
496 Shuchuk, Gary	RW	1992-96	14	557 Valicevic, Rob	C	2001-02	38
497 Shutt, Steve	LW	1984-85	11	558 Venasky, Vic	C	1972-79	10
498 Sim, Jon	LW	2002-04	43	559 Visheau, Mark	D	1998-99	48
499 Simmer, Charlie	LW	1977-85	26, 11	560 Visnovsky, Lubomir	D	2000-08	24, 17
500 Simmonds, Wayne	RW	2008-11	17	561 Vlasak, Tomas	LW	2000-01	17
501 Simmons, Gary	G	1976-78	1, 31	562 Volmar, Doug	RW	1972-73	8
502 Sims, Al	D	1981-83	3, 2, 29, 14	563 Vopat, Jan	D	1995-98	3, 33
503 Sinisalo, Ilkka	LW	1990-92	9	564 Vopat, Roman	C	1996-99	12, 29
504 Slaney, John	D	1995-97	27	565 Voynov, Slava	D	2011-13	26
505 Smith, Billy	G	1971-72	29	- W -			
506 Smith, Brian	LW	1967-68	8, 12	566 Waddell, Don	D	1980-81	29
507 Smith, Dennis	D	1990-91	10	567 Walker, Gordie	RW	1988-90	45, 14
508 Smith, Doug	C	1981-86	23	568 Walker, Russ	RW	1976-78	26
509 Smithson, Jerred	C	2002-04	52	569 Wall, Bob	D	1967-70	2
510 Smolinski, Bryan	C	1999-03	21	570 Ward, Dixon	LW	1993-94	9
511 Smyth, Brad	RW	1996-98	11	571 Ward, Jason	RW	2006-07	22
512 Smyth, Ryan	LW	2009-11	94	572 Watters, Tim	D	1988-95	5
513 Snell, Chris	D	1994-95	29	573 Weaver, Mike	D	2005-07	43, 8
514 Sopel, Brent	D	2005-07	5	574 Weeks, Steve	G	1991-92	1
515 Stamler, Lorne	LW	1976-78	27	575 Wells, Jay	D	1979-88	24
516 Stanfield, Jim	LW	1969-72	10, 23	576 Westgarth, Kevin	RW	2008-09; 2010-12	33, 19
517 Stauber, Robb	G	1989-90; 1992-95	35	577 White, Bill	D	1967-70	21
518 Stemkowski, Pete	C	1977-78	11	578 Whyte, Sean	RW	1991-93	57, 9
519 Stephenson, Shay	LW	2006-07	22	579 Widing, Juha	C	1969-77	15
520 Stevens, Kevin	LW	1995-97	25	580 Wierner, Jim	D	1988-89	2
521 Stoll, Jarret	C	2008-13	28	581 Wilks, Brian	C	1984-87; 1988-89	26, 8, 17
522 Storr, Jamie	G	1994-03	31, 1	582 Williams, Darryl	RW	1992-93	55
523 Straka, Martin	RW	2003-04	82	583 Williams, Dave	LW	1984-88	22
524 Strbak, Martin	D	2003-04	8	584 Williams, Justin	RW	2008-13	14
525 Stuart, Brad	D	2007-08	6	585 Williams, Tommy	LW	1973-79	17
526 Stumpel, Jozef	C	2000-02; 2003-04	15	586 Willsie, Brian	RW	2006-08	21
527 Sturm, Marco	LW	2010-11	10	587 Wilson, Bert	LW	1975-80	8
528 Sydor, Darryl	D	1991-96	40, 25, 2	588 Wilson, Murray	LW	1978-79	9
529 Sykes, Phil	LW	1983-89	14, 10, 7	589 Witherspoon, Jim	D	1975-76	8
- T -				590 Woytowich, Bob	D	1971-72	2
530 Tambellini, Jeff	LW	2005-06	51	- Y -			
531 Tardif, Patrice	RW	1995-96	37	591 Yachmenev, Vitali	RW	1995-98	43
532 Taylor, Daniel	G	2007-08	46	592 Yushkevich, Dmitry	D	2002-03	36
533 Taylor, Dave	RW	1977-94	18	- Z -			
534 Terrion, Greg	C	1980-82	14	593 Zeiler, John	RW	2006-09; 2010-11	73, 13, 29
535 Thomas, Scott	LW	2000-01	51	594 Zhitnik, Alexei	D	1992-95	2
536 Thomlinson, Dave	LW	1993-95	52, 27	595 Zizka, Tomas	D	2002-04	5
537 Thompson, Brent	D	1991-94	56, 3	596 Zmolek, Doug	D	1995-98	55, 2
538 Thomson, Jim	RW	1990-93	17, 25, 19	*Appeared only in Kings postseason games.			
539 Thornton, Scott	LW	2006-08	27	Note: Uniform #'s are listed in the order that they were first worn by the player.			
540 Tocchet, Rick	RW	1994-96	92, 22				
541 Todd, Kevin	C	1993-96	12				
542 Toffoli, Tyler	C	2012-13	73				
543 Tonelli, John	LW	1988-91	27				
544 Tookey, Tim	C	1987-89	32, 15				
545 Tredway, Brock*	RW	1981-82	10				
546 Tripp, John	RW	2003-04	21				

KINGS ALL-TIME AMATEUR DRAFT CHOICES

Larry Regan – General Manager from May 17, 1967 through December 17, 1973.

Round	Player	Position	Overall
1	Rick Pagnutti	D	1st

Round	Player	Position	Overall
1	Jim McInally	D	7th

Round	Player	Position	Overall
2	Dale Hoganson	D	16th
3	Gregg Boddy	D	27th
4	Bruce Landon	G	39th
5	Butch Goring	C	51st

Round	Player	Position	Overall
2	Al McDonough	RW	24th
3	Terry Holbrook	RW	38th
5	Billy Smith	G	59th
6	Gerry Bradbury	C	73rd
7	Brian Carlin	LW	86th
8	Brian Chinick	C	98th

Round	Player	Position	Overall
3	Vic Venasky	C	34th
4	Neil Komadoski	D	48th
5	Gary Crosby	C	62nd
6	Camille LaPierre	C	76th
7	Peter Harasym	LW	89th
7	Norm Dube	LW	90th
8	Lorne Stamler	LW	103rd

Round	Player	Position	Overall
2	Don Kozak	RW	20th
3	Dave Hutchison	D	36th
4	John Dobie	D	52nd
5	Bernie Germain	G	68th
6	Mike Usitalo	LW	84th
7	Glen Toner	LW	100th

Round	Player	Position	Overall
3	Russ Walker	RW	38th
4	Jim McCrimmon	D	54th
5	Dennis Abgrall	RW	70th
6	Blair MacDonald	RW	86th
7	Roly Kimble	G	102nd

Jake Milford – General Manager from December 17, 1973 through May 26, 1977.

Round	Player	Position	Overall
3	Gary Sargent	D	48th
4	Brad Winton	C	66th
5	John Paul Evans	C	84th
6	Marty Mathews	LW	102nd
7	Harvey Stewart	G	120th
8	John Held	D	137th
9	Mario Lessard	G	154th
10	Derrick Emerson	RW	169th
11	Jacques Locas	C	184th
12	Lindsay Thomson	C	197th
13	Craig Brickley	C	207th
14	Brad Kuglin	LW	217th

Round	Player	Position	Overall
1	Tim Young	C	16th
2	Terry Bucyk	RW	33rd

1975 (Cont'd)

4	Andre Leduc	D	69th
5	Dave Miglia	D	87th
6	Bob Russell	C	105th
7	Dave Faulkner	C	123rd
8	Bill Reber	RW	141st
9	Sean Sullivan	D	157th
10	Brian Petrovek	G	172nd
11	Tom Goddard	RW	186th
12	Mario Viens	G	197th
13	Chuck Carpenter	C	203rd
14	Bob Fish	LW	207th
15	Dave Taylor	RW	210th
15	Robert Shaw	D	213th

1976

Round	Player	Position	Overall
2	Steve Clippingdale	LW	21st
3	Don Moores	C	49th
4	Bob Mears	G	67th
5	Rob Palmer	D	85th
6	Larry McRae	G	103rd

George Maguire – General Manager from May 28, 1977 through January 30, 1984.

Round	Player	Position	Overall
5	Julian Baretta	G	84th
5	Warren Holmes	C	85th
6	Randy Rudnyk	RW	103rd
7	Bob Suter	D	120th

Round	Player	Position	Overall
5	Paul Mancini	LW	77th
6	Doug Keans	G	94th
7	Don Waddell	D	111th
8	Rob Mierkalns	C	128th
9	Rick Scully	RW	145th
10	Brad Thiessen	C	162nd
11	Jim Armstrong	LW	177th
12	Claude Laroche	C	193rd

Round	Player	Position	Overall
1	Jay Wells	D	16th
2	Dean Hopkins	RW	29th
2	Mark Hardy	D	30th
3	John Paul Kelly	LW	50th
4	John Gibson	D	71st
5	Jim Brown	D	92nd
6	Jay McFarlane	D	113th

Round	Player	Position	Overall
1	Larry Murphy	D	4th
1	Jim Fox	RW	10th
2	Greg Terrior	LW	33rd
2	Dave Morrison	RW	34th
3	Steve Bozek	LW	52nd
4	Bernie Nicholls	C	73rd
5	Alan Graves	LW	94th
6	Darren Eliot	G	115th
7	Mike O'Connor	D	136th
8	Billy O'Dwyer	C	157th
9	Daryl Evans	LW	178th
10	Kim Collins	LW	199th

Round	Player	Position	Overall
1	Doug Smith	C	2nd
2	Dean Kennedy	D	39th

KINGS ALL-TIME AMATEUR DRAFT CHOICES

1981 (Cont'd)

4	Marty Dallman	C	81st
6	Brad Thompson	D	123rd
7	Craig Hurley	D	134th
7	Peter Sawkins	D	144th
8	Dan Brennan	LW	165th
9	Al Tuer	D	186th
10	Jeff Baikie	LW	207th

Round	Player	Position	Overall
2	Mike Heidt	D	27th
3	Steve Seguin	W	48th
4	Dave Gans	C	64th
4	Dave Ross	G	82nd
5	Darcy Roy	LW	90th
5	Ulf Isaksson	LW	95th
7	Victor Nechayev	C	132nd
8	Peter Helander	D	153rd
9	Dave Chartier	D	174th
10	John Franzosa	G	195th
11	Ray Shero	LW	216th
12	Mats Ullander	RW	237th

Round	Player	Position	Overall
3	Bruce Shoenbottom	D	47th
4	Guy Benoit	C	67th
5	Bob LaForest	RW	87th
5	Garry Galley	D	100th
6	Dave Lundmark	D	107th
6	Kevin Stevens	C	108th
7	Tim Burgess	D	127th
8	Ken Hammond	D	147th
9	Bruce Fishback	C	167th
10	Thomas Ahlen	D	187th
11	Jan Blaha	RW	207th
12	Chad Johnson	C	227th

Rogie Vachon – General Manager from January 30, 1984 through June 25, 1992.

Round	Player	Position	Overall
1	Craig Redmond	D	6th
2	Brian Wilks	C	24th
3	John English	D	48th
4	Tom Glavine	C	69th
5	David Grannis	RW	87th
6	Greg Strome	G	108th
7	Timothy Hanley	C	129th
8	Shannon Deegan	C	150th
9	Luc Robitaille	LW	171st
10	Jeff Crossman	C	191st
11	Paul Kenny	G	212th
12	Brian Martin	C	232nd

Round	Player	Position	Overall
1	Craig Duncanson	LW	9th
1	Dan Gratton	C	10th
2	Par Edlund	RW	30th
4	Perry Florio	D	72nd
5	Petr Prajsler	D	93rd
7	Tim Flanagan	RW	135th
8	John Hyduke	G	156th
9	Steve Horner	RW	177th
11	Trent Ciprick	RW	219th
12	Marian Horvath	LW	240th

Round	Player	Position	Overall
1	Doug Smith	C	2nd
2	Dean Kennedy	D	39th

1986

Round	Player	Position	Overall
1	Jimmy Carson	C	2nd
3	Denis Larocque	D	44th
4	Sylvain Couturier	LW	65th
5	Brian Ferreira	LW	86th
6	Robb Stauber	G	107th
7	Sean Krawiwsky	RW	128th
8	Rene Chapdelaine	D	149th
9	Trevor Pochipinski	D	170th
10	Paul Kelly	D	191st
11	Russ Mann	D	212th
12	Brian Hayton	LW	233rd

1987

Round	Player	Position	Overall
1	Wayne McBean	D	4th
2	Mark Fitzpatrick	G	27th
3	Ross Wilson	RW	43rd
5	Mike Vukonich	C	90th
6	Greg Batters	RW	111th
7	Kyosti Karjalainen	LW	132nd
9	Jeff Gawlicki	LW	174th
10	John Preston	C	195th
11	Rostislav Vlach	RW	216th
12	Mikael Lindholm	C	237th

1988

Round	Player	Position	Overall
1	Martin Gelin	LW	7th
2	Paul Holden	D	28th
3	John Van Kessel	RW	49th
4	Rob Blake	D	70th
5	Jeff Robison	D	91st
6	Micah Aivazoff	C	109th
6	Robert Larsson	D	112th
7	Jeff Kruesel	G	133rd
8	Timo Peltomaa	RW	154th
9	Jim Larkin	LW	175th
10	Brad Hyatt	D	196th
11	Doug Laprade	RW	217th
12	Joe Flanagan	C	238th

1989

Round	Player	Position	Overall
1	Brent Thompson	D	39th
2	Jim Maher	D	81st
4	Eric Ricard	D	102nd
5	Thomas Newman	G	103rd
6	Daniel Rydmark	C	123rd
7	Ted Kramer	RW	144th
8	Sean Whyte	RW	165th
9	Jim Giacini	LW	182nd
9	Martin Maskarinec	D	186th
10	Jim Hiller	RW	207th
11	Steve Jacques	D	228th
12	Kevin Sneddon	D	249th

1990

Round	Player	Position	Overall
1	Darryl Sydor	D	7th
2	Brandy Semchuk	RW	28th
3	Bob Berg	LW	49th
5	Dave Goverde	G	91st
6	Erik Andersson	C	112th
7	Robert Lang	C	133rd
8	Dean Hulett	RW	154th
9	Dennis LeBlanc	C	175th
10	Patrik Ross	RW	196th
11	Kevin White	C	217th
12	Troy Mohns	D	238th

KINGS ALL-TIME AMATEUR DRAFT CHOICES

1991				1996 (Cont'd)			
Round	Player	Position	Overall	Round	Player	Position	Overall
2	Guy Leveque	C	42nd	4	Mikael Simons	C/RW	84th
4	Keith Redmond	LW	79th	5	Eric Belanger	C	96th
4	Alexei Zhitnik	D	81st	5	Jesse Black	D	120th
5	Pauli Jaks	G	108th	5	Peter Hogan	D	123rd
6	Brett Seguin	C	130th	8	Stephen Valiquette	G	190th
7	Kelly Fairchild	C	152nd	8	Kai Nurminen	LW	193rd
9	Craig Brown	G	196th	9	Sebastien Simard	LW	219th
10	Mattias Olsson	D	218th	Dave Taylor – General Manager from April 22, 1997 through April 18, 2006.			
11	Andre Bouliane	G	240th	1997			
12	Michael Gaul	D	262nd	Round	Player	Position	Overall
1992				1	Olli Jokinen	C	3rd
Round	Player	Position	Overall	1	Matt Zultek	C	15th
2	Justin Hocking	D	39th	2	Scott Barney	C	29th
3	Sandy Allan	G	63rd	4	Joe Corvo	D	83rd
4	Kevin Brown	RW	87th	4	Sean Blanchard	D	99th
5	Jeff Shevalier	LW	111th	6	Richard Seeley	D	137th
6	Raymond "Rem" Murray	C/LW	135th	6	Jeff Katcher	D	150th
9	Magnus Wernblom	LW	207th	8	Jay Kopischke	LW	193rd
10	Ryan Pisiak	RW	231st	9	Konrad Brand	D	220th
11	Jukka Tiilikainen	LW	255th	1998			
Nick Beverley – General Manager from June 25, 1992 through May 18, 1994.				Round	Player	Position	Overall
1993				1	Mathieu Biron	D	21st
Round	Player	Position	Overall	2	Justin Papineau	C	46th
2	Shayne Toporowski	RW	42nd	3	Alexey Volkov	G	76th
3	Jeff Mitchell	RW	68th	4	Kip Brennan	LW	103rd
4	Bob Wren	C	94th	5	Joe Rullier	D	133rd
5	Frederick Beaubien	G	105th	6	Tomas Zizka	D	163rd
5	Jason Saal	G	117th	7	Tommi Hannus	C	190th
6	Jere Karalahti	D	146th	8	Jim Henkel	C	217th
7	Justin Martin	RW	172nd	9	Matthew Yeats	G	248th
8	Travis Dillabough	C	198th	1999			
9	Martin Strbak	D	224th	Round	Player	Position	Overall
10	Kimmo Timonen	D	250th	2	Andrei Shefer	LW	43rd
11	Patrick Howald	LW	276th	3	Jason Crain	D	74th
Sam McMaster – General Manager from May 24, 1994 through April 22, 1997.				3	Frantisek Kaberle	D	76th
1994				3	Cory Campbell	G	92nd
Round	Player	Position	Overall	4	Brian McGrattan	RW	104th
1	Jamie Storr	G	7th	4	Daniel Johansson	C	125th
2	Matt Johnson	LW	33rd	5	Jean-Francois Noguees	G	133rd
3	Vitali Yachmenev	RW	59th	7	Kevin Baker	RW	193rd
5	Chris Schmidt	C	111th	8	George Parros	RW	222nd
7	Luc Gagne	RW	163rd	9	Noah Clarke	LW	250th
8	Andrew Dale	C	189th	2000			
9	Jan Nemecek	D	215th	Round	Player	Position	Overall
10	Sergei Shalomai	LW	241st	1	Alexander Frolov	LW	20th
1995				2	Andreas Lilja	D	54th
Round	Player	Position	Overall	3	Yanick Lehoux	C	86th
1	Aki Berg	D	3rd	4	Lubomir Visnovsky	D	118th
2	Donald MacLean	C	33rd	5	Nathan Marsters	G	165th
2	Pavel Rosa	RW	50th	7	Evgeny Federov	C	201st
3	Vladimir Tsyplakov	LW	59th	7	Tim Eriksson	C	206th
5	Jason Morgan	C	118th	7	Craig Olynick	D	218th
6	Igor Melyakov	LW	137th	8	Dan Welch	RW	245th
7	Benoit Larose	D	157th	8	Flavien Conne	C	250th
7	Juha Vuorivirta	C	163rd	9	Carl Grah	G	282nd
9	Brian Stewart	D	215th	2001			
1996				Round	Player	Position	Overall
Round	Player	Position	Overall	1	Jens Karlsson	RW	18th
2	Josh Green	LW	30th	1	David Steckel	C	30th
2	Marian Cisar	RW	37th	2	Michael Cammalleri	C	49th
3	Greg Phillips	C/RW	57th	2	Jaroslav Bednar	C	51st
				3	Henrik Juntunen	RW	83rd
				4	Richard Petiot	D	116th

KINGS ALL-TIME AMATEUR DRAFT CHOICES

2001 (Cont'd)				2007			
Round	Player	Position	Overall	Round	Player	Position	Overall
5	Terry Denike	G	152nd	1	Thomas Hickey	D	4th
5	Tuukka Mantyla	D	153rd	2	Oscar Moller	C	52nd
7	Cristobal Huet	G	214th	2	Wayne Simmonds	RW	61st
8	Mike Gabinet	D	237th	3	Bryan Cameron	C/RW	82nd
9	Sebastien Laplante	G	277th	4	Alec Martinez	D	95th
2002				4	Dwight King	C/LW	109th
Round	Player	Position	Overall	5	Linden Rowat	G	124th
1	Denis Grebeshkov	D	18th	5	Joshua Turnbull	C	137th
2	Sergei Anshakov	LW	50th	7	Josh Kidd	D	184th
3	Petr Kanko	RW	66th	7	Matt Fillier	C/LW	188th
4	Aaron Rome	D	104th	2008			
4	Mark Rooneem	LW	115th	Round	Player	Position	Overall
5	Greg Hogeboom	RW	152nd	1	Drew Doughty	D	2nd
5	Joel Andresen	D	157th	1	Colten Teubert	D	13th
6	Ryan Murphy	RW	185th	2	Slava Voynov	D	32nd
7	Mikhail Lyubushin	D	215th	3	Robert Czarnik	C	63rd
8	Tuukka Pulliainen	C/W	248th	3	Andrew Campbell	D	74th
9	Connor James	C/W	279th	3	Geordie Wudrick	LW	88th
2003				5	Andrei Loktionov	C	123rd
Round	Player	Position	Overall	6	Justin Azevedo	C	153rd
1	Dustin Brown	RW	13th	7	Garrett Roe	LW	183rd
1	Brian Boyle	C	26th	2009			
1	Jeff Tambellini	LW	27th	Round	Player	Position	Overall
2	Konstantin Pushkarev	C	44th	1	Brayden Schenn	C	5th
3	Ryan Munce	G	82nd	2	Kyle Clifford	LW	35th
5	Brady Murray	C	152nd	3	Nicolas Deslauriers	D	84th
6	Esa Pirnes	C	174th	4	Jean-Francois Berube	G	95th
8	Matt Zaba	G	231st	4	Linden Vey	RW	96th
8	Mike Sullivan	C	244th	5	David Kolomatis	D	126th
9	Martin Guerin	C	274th	6	Michael Pelech	C/LW	156th
2004				6	Brandon Kozun	RW	179th
Round	Player	Position	Overall	7	Jordan Nolan	C	186th
1	Lauri Tukonen	RW	11th	7	Nic Dowd	C	198th
3	Paul Baier	D	95th	2010			
4	Ned Lukacevic	LW	110th	Round	Player	Position	Overall
5	Eric Neilson	LW	143rd	1	Derek Forbort	D	15th
6	Scott Parse	C	174th	2	Tyler Toffoli	C	47th
7	Mike Curry	RW	205th	3	Jordan Weal	C	70th
7	Daniel Taylor	G	221st	5	Kevin Gravel	D	148th
8	Yutaka Fukufuji	G	238th	6	Maxim Kitsyn	LW	158th
9	Valtteri Tenkanen	C	264th	2011			
2005				Round	Player	Position	Overall
Round	Player	Position	Overall	2	Christopher Gibson	G	49th
1	Anze Kopitar	C	11th	3	Andy Andreoff	C	80th
2	Dany Roussin	LW	50th	3	Nicholas Shore	C	82nd
2	T.J. Fast	D	60th	4	Michael Mersch	LW	110th
3	Jonathan Quick	G	72nd	5	Joel Lowry	LW	140th
5	Patrik Hersley	D	139th	7	Michael Schumacher	LW	200th
6	Ryan McGinnis	D	184th	2012			
7	Josh Meyers	D	206th	Round	Player	Position	Overall
7	John Seymour	C	226th	1	Tanner Pearson	LW	30th
Dean Lombardi – General Manager from April 21, 2006 to present.				4	Nikolay Prokhorkin	LW	121st
2006				5	Colin Miller	D	151st
Round	Player	Position	Overall	6	Tomas Hyka	RW	171st
1	Jonathan Bernier	G	11th	6	Paul LaDue	D	181st
1	Trevor Lewis	C	17th	7	Nick Ebert	D	211th
2	Joe Ryan	D	48th	2013			
3	Jeff Zatkoff	G	74th	Round	Player	Position	Overall
3	Bud Holloway	C/RW	86th	2	Valentin Zykov	LW	37th
4	Niclas Andersen	D	114th	4	Justin Auger	RW	103rd
5	David Meckler	C	134th	4	Hudson Fasching	RW	118th
5	Martin Nolet	D	144th	5	Patrik Bartosak	G	146th
6	Constantin Braun	LW	164th	5	Jonny Brodzinski	C	148th
				6	Zachary Leslie	D	178th
				7	Dominik Kubalik	LW	191st
				Note:	The Kings hosted the 2010 NHL Entry Draft at STAPLES Center.		

KINGS ALL-TIME TRADES

Larry Regan – General Manager from May 17, 1967 to December 17, 1973.

June 8, 1967 – Acquired the rights to Red Kelly from Toronto for Ken Block.

June 16, 1967 – Acquired Trevor Fahey, Jim Murray and Ken Turlik from the New York Rangers for Barclay Plager.

May 20, 1968 – Acquired Skip Krake from Boston for a first-round choice in the 1970 NHL Amateur Draft.

June 11, 1968 – Acquired Myron Stankiewicz from St. Louis for Terry Gray.

June 11, 1968 – Acquired Gerry Desjardins from Montreal for a first-round choice in the 1969 NHL Amateur Draft (later transferred to Minnesota) and the 1972 NHL Amateur Draft.

July 1, 1968 – Acquired Larry Cahan from Montreal for Yves Locas and Brian D. Smith.

October 10, 1968 – Acquired Jimmy Peters from Detroit for Terry Sawchuk.

October 15, 1968 – Acquired Gary Croteau, Brian Murphy and Wayne Thomas from Toronto for Lou Deveau and Grant Moore.

November 12, 1968 – Acquired Ron Anderson from Detroit for Poul Popiel.

May 14, 1969 – Acquired Ross Lonsberry and Eddie Shack from Boston for Ken Turlik and first-round choices in both the 1971 and 1973 NHL Amateur Drafts.

June 9, 1969 – Acquired Dennis Hextall and Leon Rochefort from the New York Rangers for Real Lemieux.

September, 1969 – Acquired Roger Cote from Phoenix (WHL) for Jim Murray.

January 24, 1970 – Acquired Dick Duff from Montreal for Dennis Hextall.

February 20, 1970 – Acquired Brian Gibbons, Garry Monahan and Matt Ravlich from Detroit for Gary Croteau, Larry Johnston and Dale Rolfe.

February 20, 1970 – Acquired Denis DeJordy, Gilles Marotte and Jim Stanfield from Chicago for Bryan Campbell, Gerry Desjardins and Bill White.

February 28, 1970 – Acquired Real Lemieux and Juha Widing from the New York Rangers for Ted Irvine.

May 11, 1970 – Acquired Ray Fortin from St. Louis for Bob Wall.

May 20, 1970 – Acquired Mike Byers from Philadelphia for Brent Hughes.

May 22, 1970 – Acquired Lucien Grenier, Larry Mickey and Jack Norris from Montreal for Gregg Boddy, Leon Rochefort and Wayne Thomas.

September 3, 1970 – Acquired Bob Pulford from Toronto for Garry Monahan and Brian Murphy.

November 25, 1970 – Acquired Mike McMahon and future considerations from Buffalo for Dick Duff and Eddie Shack.

January 26, 1971 – Acquired Ralph Backstrom from Montreal for Ray Fortin and Gord Labossiere.

June 13, 1971 – Acquired Larry Hillman from Philadelphia for Larry Mickey.

November 4, 1971 – Acquired Rogie Vachon from Montreal for Denis DeJordy, Dale Hoganson, Noel Price and Doug Robinson.

December 16, 1971 – Acquired Doug Barrie and Mike Keeler from Buffalo for Mike Byers and Larry Hillman.

January 11, 1972 – Acquired Bob Woytowich from Pittsburgh for Al McDonough.

January 28, 1972 – Acquired Serge Bernier, Jim Johnson and Bill Lesuk from Philadelphia for Bill Flett, Eddie Joyal, Ross Lonsberry and Jean Potvin.

August 22, 1972 – Acquired Terry Harper from Montreal for a second-round choice in the 1974 NHL Amateur Draft, first and third-round choices in the 1975 NHL Amateur Draft and a first-round choice in the 1976 NHL Amateur Draft.

December 15, 1972 – Acquired John Van Horlick from Portland (WHL) for Mike Keeler, Jim Stanfield and Glen Toner.

January 22, 1973 – Acquired Frank St. Marseille from St. Louis for Paul Curtis.

February 26, 1973 – Acquired Dan Maloney from Chicago for Ralph Backstrom.

May 29, 1973 – Acquired Bob Murdoch and Randy Rota from Montreal for a first-round choice in the 1974 NHL Amateur Draft and cash.

November 30, 1973 – Acquired Sheldon Kannegiesser, Mike Murphy and Tommy Williams from the New York Rangers for Gilles Marotte and Real Lemieux.

Jake Milford – General Manager from December 17, 1973 through May 26, 1977.

February 9, 1974 – Acquired Roger Pelletier and cash from Philadelphia for Doug Volmar.

February 15, 1974 – Acquired Gene Carr from the New York Rangers for a first-round choice in the 1977 NHL Amateur Draft.

June 23, 1975 – Acquired Bart Crashley and the rights to Marcel Dionne from Detroit for Terry Harper, Dan Maloney and a second-round choice (later transferred to Minnesota) in the 1976 NHL Amateur Draft.

August 15, 1975 – Acquired a second-round choice in the 1976 NHL Amateur Draft (Steve Clippingdale) from Minnesota for Tim Young.

January 14, 1976 – Acquired Ab DeMarco from Vancouver for a second-round choice (later transferred to Atlanta) in the 1977 NHL Amateur Draft.

March 6, 1976 – Acquired Bert Wilson and the rights to Curt Brackenbury from St. Louis for cash.

May 28, 1976 – Acquired John Campbell from the New York Rangers for Mark Heaslip.

KINGS ALL-TIME TRADES

June 12, 1976 – Acquired Glenn Goldup and a third-round choice in the 1978 NHL Amateur Draft (later transferred to Detroit) from Montreal for a third-round choice in the 1977 NHL Amateur Draft and a first-round choice in the 1978 NHL Amateur Draft.

September 29, 1976 – Acquired Dave Schultz from Philadelphia for a fourth-round choice in the 1977 NHL Amateur Draft and a second-round choice (later transferred to Colorado) in the 1978 NHL Amateur Draft.

October 18, 1976 – Acquired a fifth-round choice in the 1977 NHL Amateur Draft (Julian Baretta) from Pittsburgh for Mike Corrigan.

January 22, 1977 – Acquired Jim Moxey and Gary Simmons from Cleveland for Gary Edwards and Juha Widing.

May 23, 1977 – Acquired Randy Manery from Atlanta for Ab DeMarco.

George Maguire – General Manager from May 28, 1977 through January 30, 1984.

June 17, 1977 – Acquired Steve Short from Philadelphia for future considerations.

November 2, 1977 – Acquired Syl Apps, Jr. and Hartland Monahan from Pittsburgh for Gene Carr, Dave Schultz and a fourth-round choice in the 1978 NHL Amateur Draft.

November 21, 1977 – Acquired Larry Carriere from Vancouver for Sheldon Kannegiesser.

January 9, 1978 – Acquired Danny Grant from Detroit for a third-round choice in the 1978 NHL Amateur Draft and the rights to Barry Long.

January 14, 1978 – Acquired a second-round choice in the 1980 NHL Entry Draft (Greg Terrion) from St. Louis for Neil Komadoski.

June 14, 1978 – Acquired Scott Garland, Brian Glennie, Kurt Walker and a second-round choice in the 1979 NHL Entry Draft (Mark Hardy) from Toronto for Dave Hutchison and Lorne Stamler.

July 10, 1978 – Acquired Rick Hampton, Dave Gardner and Steve Jensen from Minnesota for the signing of Gary Sargent.

September 18, 1978 – Acquired Doug Halward from Boston for future considerations.

October 5, 1978 – Acquired Murray Wilson and a first-round choice in the 1979 NHL Entry Draft (Jay Wells) from Montreal for a first-round choice in the 1981 NHL Entry Draft.

October 9, 1978 – Acquired Ron Grahame from Boston for a first-round choice in the 1979 NHL Entry Draft.

November 18, 1978 – Acquired a fourth-round choice in the 1982 NHL Entry Draft (Dave Gans) from Colorado for Nick Beverley.

December 6, 1978 – Acquired Steve Carlson from Detroit for Steve Short.

December 31, 1978 – Acquired Randy Holt from Vancouver for Don Kozak.

January 16, 1979 – Acquired Richard Mulhern and a second-round choice in the 1980 NHL Entry Draft (Dave Morrison) from Atlanta for Bob Murdoch and a second-round choice in the 1980 NHL Entry Draft.

June 11, 1979 – Acquired Mike Marson from Washington for Steve Clippingdale.

August 16, 1979 – Acquired Barry Gibbs from the New York Islanders for future considerations (Tommy Williams).

August 22, 1979 – Acquired Andre St. Laurent, a first-round choice in the 1980 NHL Entry Draft (Larry Murphy) and a first-round choice in the 1981 NHL Entry Draft (Doug Smith) from Detroit as compensation for the signing of Dale McCourt.

September 14, 1979 – Acquired Brad Selwood and a fourth-round choice in the 1982 NHL Entry Draft (Dave Gans) from Montreal for a fourth-round choice in the 1982 NHL Entry Draft.

March 10, 1980 – Acquired Jerry Korab from Buffalo for a first-round choice in the 1982 NHL Entry Draft.

March 10, 1980 – Acquired Billy Harris and Dave Lewis from the New York Islanders for Butch Goring.

June 6, 1980 – Acquired Garry Unger from Calgary for Randy Holt and Bert Wilson.

February 17, 1981 – Acquired Rick Chartraw from Montreal for a second-round choice in the 1983 NHL Entry Draft.

March 8, 1981 – Acquired future considerations (Gary Bromley) and a fifth-round choice in the 1982 NHL Entry Draft (Ulf Isaksson) from Vancouver for Doug Halward.

March 10, 1981 – Acquired Don Luce from Buffalo for a sixth-round choice in the 1982 NHL Entry Draft and cash.

March 10, 1981 – Acquired Rick Martin from Buffalo for a third-round choice in the 1981 NHL Entry Draft and a first-round choice in the 1983 NHL Entry Draft.

March 10, 1981 – Acquired Jim Rutherford from Toronto for a fifth-round choice in the 1981 NHL Entry Draft.

March 10, 1981 – Acquired a seventh-round choice (Craig Hurlley) in the 1981 NHL Entry Draft from Edmonton for Garry Unger.

August 10, 1981 – Acquired Bob Gladney and a sixth-round choice in the 1983 NHL Entry Draft (Kevin Stevens) from Toronto for Don Luce.

August 10, 1981 – Acquired a fifth-round choice in the 1983 NHL Entry Draft (Garry Galley) from Edmonton for Jay MacFarlane.

November 11, 1981 – Acquired Ian Turnbull from Toronto for John Gibson and Billy Harris.

June 22, 1982 – Acquired Blair Barnes from Edmonton for Paul Mulvey.

October 19, 1982 – Acquired a fourth-round choice in the 1983 NHL Entry Draft (later traded to Detroit) from Toronto for Greg Terrion.

KINGS ALL-TIME TRADES

October 24, 1982 – Acquired Terry Ruskowski from Chicago for Larry Goodenough and a third-round choice in the 1984 NHL Entry Draft.

December 7, 1982 – Acquired Rick Blight from Edmonton for Alan Hangsleben.

February 23, 1983 – Acquired Markus Mattsson from Minnesota for a third-round choice in the 1985 NHL Entry Draft.

June 20, 1983 – Acquired Kevin LaVallee and Carl Mokosak from Calgary for Steve Bozek.

September 9, 1983 – Acquired Anders Hakansson from Pittsburgh for the rights to Kevin Stevens.

October 3, 1983 – Acquired Fred Barrett and Steve Christoff from Minnesota for Dave Lewis.

October 15, 1983 – Acquired Marc Chorney from Pittsburgh for a sixth-round choice in the 1985 NHL Entry Draft.

October 18, 1983 – Acquired Brian Engblom and Ken Houston from Washington for Larry Murphy.

November 17, 1983 – Acquired Mike McEwen from the New York Islanders for a fourth-round choice in the 1984 NHL Entry Draft (originally from Detroit).

January 3, 1984 – Acquired Marco Baron from Boston for Bob LaForest.

Rogie Vachon – General Manager from January 30, 1984 through June 25, 1992.

June 9, 1984 – Acquired Bob Janecyk, a first-round choice in the 1984 NHL Entry Draft (Craig Redmond), a third-round choice in the 1984 NHL Entry Draft (John English) and a fourth-round choice in the 1984 NHL Entry Draft (Tom Glavine) from Chicago for a first-round choice in the 1984 NHL Entry Draft and a fourth-round choice in the 1984 NHL Entry Draft.

October 24, 1984 – Acquired a first-round choice in the 1985 NHL Entry Draft (Dan Gratton) from Boston for Charlie Simmer.

November 18, 1984 – Acquired Steve Shutt from Montreal for a 10th-round choice in the 1985 NHL Entry Draft.

March 12, 1985 – Acquired Dave Williams from Detroit for cash.

September 9, 1985 – Acquired Glen Currie from Washington for Daryl Evans.

October 11, 1985 – Acquired Paul Guay and a fourth-round choice in the 1986 NHL Entry Draft (later returned to Philadelphia for the acquisition of Joe Paterson) from Philadelphia for Steve Seguin and a second-round choice in the 1986 NHL Entry Draft.

October 31, 1985 – Acquired Brian Erickson from Washington for Bruce Shoenbottom.

December 9, 1985 – Acquired Grant Ledyard and Roland Melanson from the New York Rangers for Brian MacLellan and a fourth-round choice in the 1987 NHL Entry Draft.

December 18, 1985 – Acquired Joe Paterson from Philadelphia for a fourth-round choice (originally from Philadelphia – acquired on October 11, 1985) in the 1986 NHL Entry Draft.

January 30, 1986 – Acquired Ken Baumgartner, Sean McKenna and Larry Playfair from Buffalo for Brian Engblom and Doug Smith.

February 14, 1987 – Acquired Al Jensen from Washington for Garry Galley.

March 10, 1987 – Acquired Bob Carpenter and Tom Laidlaw from the New York Rangers for Jeff Crossman, Marcel Dionne and a third-round choice in the 1989 NHL Entry Draft (later transferred to Minnesota).

June 13, 1987 – Acquired a first-round choice in the 1987 NHL Entry Draft (Wayne McBean) from Minnesota for a first-round choice in the 1987 NHL Entry Draft and a third-round choice in the 1987 NHL Entry Draft.

December 14, 1987 – Acquired Mike Allison from Toronto for Sean McKenna.

January 21, 1988 – Acquired Mike Siltala and Gordie Walker from the New York Rangers for Joe Paterson.

February 5, 1988 – Acquired Chris Kontos and a sixth-round choice in the 1988 NHL Entry Draft (Micah Aivazoff) from Pittsburgh for Bryan Erickson.

February 9, 1988 – Acquired Craig Laughlin from Washington for Grant Ledyard.

February 23, 1988 – Acquired Ron Duguay from the New York Rangers for Mark Hardy.

August 9, 1988 – Acquired Wayne Gretzky, Mike Krushelnyski and Marty McSorley from Edmonton for Jimmy Carson, Martin Gelin, a first-round choice in the 1991 NHL Entry Draft (later transferred to New Jersey), a first-round choice in the 1993 NHL Entry Draft and cash estimated at \$15 million.

September 29, 1988 – Acquired Doug Crossman from Philadelphia for Jay Wells.

October 21, 1988 – Acquired Bob Logan and a ninth-round choice in the 1989 NHL Entry Draft (Jim Giacini) from Buffalo for Larry Playfair.

November 3, 1988 – Acquired Dave Pasin from Boston for Paul Guay.

November 25, 1988 – Acquired Gilles Hamel from Winnipeg for Paul Fenton.

December 12, 1988 – Acquired Mike Boyce, Todd Elik, Igor Liba and future considerations from the New York Rangers for Dean Kennedy and Denis Larocque.

January 22, 1989 – Acquired Jay Miller from Boston for future considerations (later completed with a trade on January 23, 1989).

January 23, 1989 – Acquired Steve Kasper from Boston for Bob Carpenter (as part of the future considerations from the trade that took place on January 22, 1989).

February 3, 1989 – Acquired Dean Kennedy from the New York Rangers for a fourth-round choice in the 1990 NHL Entry Draft.

KINGS ALL-TIME TRADES

February 22, 1989 – Acquired Kelly Hrudey from the New York Islanders for Mark Fitzpatrick, Wayne McBean and future considerations.

March 7, 1989 – Acquired Patrick Mayer from Pittsburgh for Tim Tookey.

March 7, 1989 – Acquired Alan May and Jim Wiemer from Edmonton for Brian Wilks and John English.

June 17, 1989 – Acquired a fifth-round choice in the 1989 NHL Entry Draft (Tom Newman) from Washington for Alan May.

September 1, 1989 – Acquired the rights to Barry Beck from the New York Rangers for cash.

October 4, 1989 – Acquired a fourth-round choice in the 1991 NHL Entry Draft (Keith Redmond) from Buffalo for Dean Kennedy.

November 10, 1989 – Acquired Brian Benning from St. Louis for a third-round choice in the 1991 NHL Entry Draft.

November 24, 1989 – Acquired Bob Halkidis and future considerations from Buffalo for Dale Degray and future considerations.

November 29, 1989 – Acquired Mikko Makela from the New York Islanders for Ken Baumgartner and Hubie McDonough.

December 1, 1989 – Acquired Brad Jones from Winnipeg for Phil Sykes.

January 20, 1990 – Acquired Tony Granato and Tomas Sandstrom from the New York Rangers for Bernie Nicholls.

September 6, 1990 – Acquired Daniel Berthiaume from Minnesota for Craig Duncanson.

September 30, 1990 – Acquired Mike Donnelly from Buffalo for Mikko Makela.

November 9, 1990 – Acquired John McIntyre from Toronto for Mike Krushelnyski.

March 5, 1991 – Acquired Ilkka Sinisalo from Minnesota for an eighth-round choice in the 1991 NHL Entry Draft.

May 30, 1991 – Acquired Jeff Chychrun and Jari Kurri from Philadelphia for Steve Duchesne, Steve Kasper and a fourth-round choice in the 1991 NHL Entry Draft.

June 22, 1991 – Acquired Randy Gilhen, Charlie Huddy, Jim Thomson and a fourth-round choice in the 1991 NHL Entry Draft (originally the New York Rangers choice; Alexei Zhitnik) from Minnesota for Todd Elik.

October 28, 1991 – Acquired Chris Norton and future considerations from Chicago for Rod Buskas.

December 23, 1991 – Acquired Corey Millen from the New York Rangers for Randy Gilhen.

January 18, 1992 – Acquired future considerations from Boston for Daniel Berthiaume.

February 18, 1992 – Acquired Steve Weeks from the New York Islanders for a seventh-round choice in the 1992 NHL Entry Draft.

February 19, 1992 – Acquired Paul Coffey from Pittsburgh for Brian Benning, Jeff Chychrun and a first-round choice in the 1992 NHL Entry Draft.

Nick Beverley – General Manager from June 25, 1992 through May 18, 1994.

September 3, 1992 – Acquired Pat Conacher from New Jersey for future considerations.

November 6, 1992 – Acquired Jeff Chychrun from Pittsburgh for Peter Ahola.

December 19, 1992 – Acquired Marc Fortier and Jim Thomson from Ottawa for Bob Kudelski and Shawn McCosh.

January 29, 1993 – Acquired Jimmy Carson, Marc Potvin and Gary Shuchuk from Detroit for Paul Coffey, Sylvain Couturier and Jim Hiller.

March 22, 1993 – Acquired Mark Hardy and a fifth-round choice in the 1993 NHL Entry Draft (originally from Ottawa; Frederick Beaubien) from the New York Rangers for John McIntyre.

June 26, 1993 – Acquired a fifth-round choice in the 1993 NHL Entry Draft (Jason Saal) from New Jersey for Corey Millen.

August 27, 1993 – Acquired Shawn McEachern from Pittsburgh for Marty McSorley.

November 2, 1993 – Acquired future considerations from Edmonton for Jeff Chychrun.

November 3, 1993 – Acquired Doug Houda from Tampa Bay for Marc Potvin.

January 8, 1994 – Acquired Dixon Ward from Vancouver for Jimmy Carson.

January 28, 1994 – Acquired Brad Tiley from the New York Rangers for an 11th-round choice in the 1994 NHL Entry Draft.

February 16, 1994 – Acquired Marty McSorley and Jim Paek from Pittsburgh for Shawn McEachern and Tomas Sandstrom.

March 19, 1994 – Acquired Donald Dufresne from Tampa Bay for a sixth-round choice in the 1994 NHL Entry Draft.

March 21, 1994 – Acquired Kevin Todd from Chicago for a fourth-round choice in the 1994 NHL Entry Draft.

Sam McMaster – General Manager from May 24, 1994 through April 22, 1997.

June 25, 1994 – Acquired a seventh-round choice in the 1995 NHL Entry Draft (Benoit Larose) from Ottawa for Jim Paek.

July 26, 1994 – Acquired Sean O'Donnell from Buffalo for Doug Houda.

July 29, 1994 – Acquired Rick Tocchet and a second-round choice in the 1995 NHL Entry Draft (Pavel Rosa) from Pittsburgh for Luc Robitaille.

August 8, 1994 – Acquired Ruslan Batyrshin and a second-round choice in the 1996 NHL Entry Draft (Marian Cisar) from Winnipeg for Brent Thompson and future considerations.

KINGS ALL-TIME TRADES

October 3, 1994 – Acquired Eric Lacroix, Chris Snell and a fourth-round choice in the 1996 NHL Entry Draft (Eric Belanger) from Toronto for Kelly Fairchild, Guy Leveque, Shayne Toporowski and Dixon Ward.

February 10, 1995 – Acquired Randy Burridge from Washington for Warren Rychel.

February 14, 1995 – Acquired Philippe Boucher, Grant Fuhr and Denis Tsygurov from Buffalo for Charlie Huddy, Robb Stauber, Alex Zhitnik and a fifth-round choice in the 1995 NHL Entry Draft.

February 17, 1995 – Acquired a fourth-round choice in the 1996 NHL Entry Draft (later transferred to Washington) from Dallas for Mike Donnelly and a seventh-round choice in the 1996 NHL Entry Draft.

March 27, 1995 – Acquired Arto Blomsten from Winnipeg for an eighth-round choice in the 1995 NHL Entry Draft.

May 31, 1995 – Acquired Jan Vopat from Hartford for a fourth-round choice in the 1995 NHL Entry Draft.

June 7, 1995 – Acquired a fifth-round choice in the 1995 NHL Entry Draft (originally from Vancouver; Jason Morgan) from Dallas for Jeff Mitchell.

July 8, 1995 – Acquired Byron Dafeo and Dimitri Khristich from Washington for a first-round choice in the 1996 NHL Entry Draft and a fourth-round choice in the 1996 NHL Entry Draft.

November 13, 1995 – Acquired Steven Finn from Tampa Bay for Michel Petit.

December 28, 1995 – Acquired John Slaney from Colorado for a sixth-round choice in the 1996 NHL Entry Draft.

January 14, 1996 – Acquired Steve Larouche from the New York Rangers for Chris Snell.

January 25, 1996 – Acquired Kevin Stevens from Boston for Rick Tocchet.

February 10, 1996 – Acquired Craig Ferguson from Calgary for Pat Conacher.

February 17, 1996 – Acquired Shane Churla and Doug Zmolek from Dallas for Darryl Sydor and a fifth-round choice in the 1996 NHL Entry Draft.

February 27, 1996 – Acquired Craig Johnson, Patrice Tardif, Roman Vopat, a fifth-round choice in the 1996 NHL Entry Draft (Peter Hogan) and a first-round choice in the 1997 NHL Entry Draft (Matt Zultek) from St. Louis for Wayne Gretzky.

March 14, 1996 – Acquired Ray Ferraro, Nathan LaFayette, Ian Laperriere, Mattias Norstrom and a fourth-round choice in the 1997 NHL Entry Draft (Sean Blanchard) from the New York Rangers for Shane Churla, Jari Kurri and Marty McSorley.

March 19, 1996 – Acquired a fourth-round choice in the 1996 NHL Entry Draft (originally from Los Angeles; Mikael Simons) from Philadelphia for John Druce and a seventh-round choice in the 1997 NHL Entry Draft.

March 20, 1996 – Acquired Jaroslav Modry and an eighth-round choice in the 1996 NHL Entry Draft (Stephen Valiquette) from Ottawa for Kevin Brown.

June 20, 1996 – Acquired Stephane Fiset and a first-round choice in the 1998 NHL Entry Draft (Mathieu Biron) from Colorado for Eric Lacroix and a first-round choice in the 1998 NHL Entry Draft.

August 22, 1996 – Acquired Petr Klima from Tampa Bay for a fifth-round choice in the 1997 NHL Entry Draft.

October 25, 1996 – Acquired a conditional choice in the 1997 NHL Entry Draft from Pittsburgh for Petr Klima.

November 19, 1996 – Acquired Chris Marinucci from the New York Islanders for Nick Vachon.

November 28, 1996 – Acquired Brad Smyth from Florida for a third-round choice in the 1997 NHL Entry Draft.

March 18, 1997 – Acquired Glen Murray from Pittsburgh for Ed Olczyk.

Dave Taylor – General Manager from April 22, 1997 through April 18, 2006.

August 28, 1997 – Acquired Luc Robitaille from the New York Rangers for Kevin Stevens.

August 29, 1997 – Acquired Sandy Moger, Jozef Stumpel and a fourth-round choice in the 1998 NHL Entry Draft (later transferred to New Jersey) from Boston for Dimitri Khristich and Byron Dafeo.

November 14, 1997 – Acquired future considerations from the New York Rangers for Brad Smyth.

May 29, 1998 – Acquired future considerations from Nashville for Marian Cisar.

June 18, 1998 – Acquired Doug Bodger from New Jersey for a fourth-round choice in the 1998 NHL Entry Draft.

June 26, 1998 – Acquired future considerations from Nashville for Kimmo Timonen and Jan Vopat.

July 7, 1998 – Acquired future considerations (cash) from Nashville for Vitali Yachmenev.

July 31, 1998 – Acquired Manny Legace from Carolina for a conditional choice in the 1999 NHL Entry Draft.

September 3, 1998 – Acquired a third-round choice in the 1999 NHL Entry Draft (Frantisek Kaberle) from Chicago for Doug Zmolek.

October 22, 1998 – Acquired Ryan Bach from Detroit for a sixth-round choice in the 2000 NHL Entry Draft.

October 29, 1998 – Acquired Eric Lacroix from Colorado for Roman Vopat and a sixth-round choice in the 1999 NHL Entry Draft.

December 18, 1998 – Acquired Donald Audette from Buffalo for a second-round choice in the 1999 NHL Entry Draft.

February 12, 1999 – Acquired Sean Pronger from the New York Rangers for Eric Lacroix.

March 23, 1999 – Acquired Jason Podollan and a third-round choice in the 1999 NHL Entry Draft (Cory Campbell) from Toronto for Yanic Perreault.

KINGS ALL-TIME TRADES

March 23, 1999 – Acquired Dave Babych and a fifth-round choice in the 2000 NHL Entry Draft (Nathan Marsters) from Philadelphia for Steve Duchesne.

June 20, 1999 – Acquired Marcel Cousineau, Ziggy Palffy, Bryan Smolinski and a fourth-round choice in the 1999 NHL Entry Draft (Daniel Johansson) from the New York Islanders for Mathieu Biron, Josh Green, Olli Jokinen and a first-round choice in the 1999 NHL Entry Draft.

January 24, 2000 – Acquired an eighth-round choice in the 2000 NHL Entry Draft (Dan Welch) from Buffalo for Vladimir Tsyplakov.

January 25, 2000 – Acquired future considerations from Atlanta for Bill Huard.

February 18, 2000 – Acquired Allan Egeland from Calgary for future considerations.

March 13, 2000 – Acquired Kelly Buchberger and Nelson Emerson from Atlanta for Donald Audette and Frantisek Kaberle.

May 1, 2000 – Acquired Steve Passmore from Chicago for a fourth-round choice in the 2000 NHL Entry Draft.

January 3, 2001 – Acquired a conditional draft choice in the 2002 NHL Entry Draft (fifth-round; Joel Andresen) from the New York Islanders for Jason Blake.

February 15, 2001 – Acquired Felix Potvin from Vancouver for future considerations.

February 21, 2001 – Acquired Adam Deadmarsh, Aaron Miller, a player to be named later (Jared Aulin), a first-round choice in the 2001 NHL Entry Draft (David Steckel) and a first-round choice in the 2003 NHL Entry Draft (Brian Boyle) from Colorado for Rob Blake and Steven Reinprecht.

February 28, 2001 – Acquired an eighth-round choice in the 2001 NHL Entry Draft (Mike Gabinet) from Chicago for Steve Passmore.

March 13, 2001 – Acquired Adam Mair and a second-round choice in the 2001 NHL Entry Draft (Michael Cammalleri) from Toronto for Aki Berg.

October 24, 2001 – Acquired Jason Allison and Mikko Eloranta from Boston for Glen Murray and Jozef Stumpel.

December 18, 2001 – Acquired Rich Brennan from Nashville for Brett Hauer.

March 16, 2002 – Acquired Cliff Ronning from Nashville for Jere Karalahti and a conditional choice in the 2003 NHL Entry Draft.

June 22, 2002 – Acquired a fourth-round choice in the 2002 NHL Entry Draft (Aaron Rome) from Minnesota for Cliff Ronning.

July 16, 2002 – Acquired Derek Armstrong from the New York Rangers for a sixth-round choice in the 2003 NHL Entry Draft.

July 24, 2002 – Acquired Erik Rasmussen from Buffalo for Adam Mair and a fifth-round choice in the 2003 NHL Entry Draft.

November 26, 2002 – Acquired Dmitry Yushkevich from Florida for Jaroslav Bednar and Andreas Lilja.

February 28, 2003 – Acquired a fourth-round choice in the 2003 NHL Entry Draft (later transferred to Boston) and a seventh-round choice in the 2004 NHL Entry Draft (Daniel Taylor) from Philadelphia for Dmitry Yushkevich.

March 11, 2003 – Acquired Sean Avery, Maxim Kuznetsov, and first-round choice in the 2003 NHL Entry Draft (Jeff Tambellini) and a second-round choice in the 2004 NHL Entry Draft (later transferred to Boston) from Detroit for Mathieu Schneider.

March 11, 2003 – Acquired Tim Gleason from Ottawa for Bryan Smolinski.

May 28, 2003 – Acquired Roman Cechmanek from Philadelphia for a second-round choice in the 2004 NHL Entry Draft.

June 22, 2003 – Acquired Jozef Stumpel and a seventh-round choice in the 2003 NHL Entry Draft (later transferred to Nashville) from Boston for a fourth-round choice in the 2003 NHL Entry Draft and a second-round choice in the 2004 NHL Entry Draft.

June 22, 2003 – Acquired a sixth-round choice in the 2003 NHL Entry Draft (Esa Pirnes) from Nashville for two seventh-round choices in the 2003 NHL Entry Draft.

September 15, 2003 – Acquired Milan Hnilicka from Atlanta for future considerations.

November 30, 2003 – Acquired Martin Straka from Pittsburgh for Sergei Anshakov and Martin Strbak.

March 2, 2004 – Acquired Nathan Dempsey from Chicago for a fourth-round choice in the 2005 NHL Entry Draft.

March 8, 2004 – Acquired Anson Carter from Washington for Jared Aulin.

March 9, 2004 – Acquired Jeff Cowan from Atlanta for Kip Brennan.

June 26, 2004 – Acquired Radek Bonk from Ottawa for a third-round choice in the 2004 NHL Entry Draft.

June 26, 2004 – Acquired Mathieu Garon and a third-round choice in the 2004 NHL Entry Draft (Paul Baier) from Montreal for Radek Bonk and Cristobal Huet.

June 27, 2004 – Acquired Stephane Quintal from Montreal for future considerations.

June 27, 2004 – Acquired a seventh-round choice in the 2005 NHL Entry Draft (John Seymour) from Columbus for a ninth-round choice in the 2004 NHL Entry Draft.

August 4, 2005 – Acquired Jeremy Roenick and a third-round choice in the 2006 NHL Entry Draft (Bud Holloway) from Philadelphia for future considerations.

March 8, 2006 – Acquired Mark Parrish and Brent Sopel from the New York Islanders for Denis Grebeshkov and Jeff Tambellini.

March 9, 2006 – Acquired Tim Jackman from Phoenix for Yanick Lehoux.



KINGS ALL-TIME TRADES

Dean Lombardi – General Manager from April 21, 2006 to present.

June 24, 2006 – Acquired Patrick O'Sullivan and a first-round choice in the 2006 NHL Entry Draft (Trevor Lewis) from Minnesota for Pavol Demitra.

June 24, 2006 – Acquired a fourth-round choice in the 2006 NHL Entry Draft (Niclas Andersen) and a fifth-round choice in the 2006 NHL Entry Draft (Martin Nolet) from the New York Rangers for a fourth-round choice in the 2006 NHL Entry Draft.

June 24, 2006 – Acquired a seventh-round choice in the 2007 NHL Entry Draft (Matt Fillier) from Columbus for a seventh-round choice in the 2006 NHL Entry Draft.

July 5, 2006 – Acquired Dan Cloutier from Vancouver for a second-round choice in the 2007 NHL Entry Draft and a third-round choice in the 2009 NHL Entry Draft.

September 29, 2006 – Acquired Jack Johnson and Oleg Tverdovsky from Carolina for Eric Belanger and Tim Gleason.

January 20, 2007 – Acquired a fourth-round choice in the 2008 NHL Entry Draft (later traded to San Jose on June 21, 2008) from Tampa Bay for Ryan Munce.

January 29, 2007 – Acquired Jamie Lundmark, a fourth-round choice in the 2007 NHL Entry Draft (Dwight King) and a second-round choice in the 2008 NHL Entry Draft (later traded back to Calgary on June 20, 2008) from Calgary for Craig Conroy.

February 5, 2007 – Acquired Marc-Andre Cliche, Jan Marek, Jason Ward and future considerations (a third-round choice in the 2008 NHL Entry Draft later traded to Buffalo on June 21, 2008) from the New York Rangers for Sean Avery, John Seymour and future considerations.

February 26, 2007 – Acquired a second-round choice in the 2007 NHL Entry Draft (Wayne Simmonds) and a fourth-round choice in the 2008 NHL Entry Draft (later traded to Buffalo on June 21, 2008) from Vancouver for Brent Sopel.

February 27, 2007 – Acquired Johan Fransson, Jaroslav Modry, a second-round choice in the 2007 NHL Entry Draft (Oscar Moller), a third-round choice in the 2007 NHL Entry Draft (Bryan Cameron) and a first-round choice in the 2008 NHL Entry Draft (later traded to Anaheim on June 20, 2008) from Dallas for Mattias Norstrom, Konstantin Pushkarev, a third-round choice in the 2007 NHL Entry Draft and a fourth-round choice in the 2007 NHL Entry Draft.

February 27, 2007 – Acquired a fifth-round choice in the 2007 NHL Entry Draft (Joshua Turnbull) from Tampa Bay for Jason Ward.

February 27, 2007 – Acquired Jamie Heward from Washington for future considerations.

June 23, 2007 – Acquired a fourth-round choice in the 2007 NHL Entry Draft (Alec Martinez) from Washington for sixth-round choice in the 2007 NHL Entry Draft and a fourth-round choice in the 2008 NHL Entry Draft.

December 12, 2007 – Acquired a sixth-round choice in the 2008 NHL Entry Draft (later traded to Chicago on June 21, 2008) from Dallas for Evgeny Federov.

February 19, 2008 – Acquired a third-round choice in the 2008 NHL Entry Draft (Geordie Wudrick) from Philadelphia for Jaroslav Modry.

February 26, 2008 – Acquired a second-round choice in the 2008 NHL Entry Draft (later traded to Colorado for Brad Richardson on June 21, 2008) and a fourth-round choice in the 2009 NHL Entry Draft (later traded to Atlanta on June 27, 2009) from Detroit for Brad Stuart.

February 26, 2008 – Acquired a seventh-round choice in the 2008 NHL Entry Draft (later traded to St. Louis on June 21, 2008) from Anaheim for Jean-Sebastien Aubin.

June 4, 2008 – Acquired a fifth-round choice in the 2009 NHL Entry Draft (later traded to Florida on June 27, 2009) from St. Louis for T.J. Fast.

June 20, 2008 – Acquired a first-round choice in the 2008 NHL Entry Draft (later traded to Anaheim on June 20, 2008) and a second-round choice in the 2009 NHL Entry Draft (later traded to Carolina on March 4, 2009) from Calgary for Michael Cammalleri and a second-round choice in the 2008 NHL Entry Draft.

June 20, 2008 – Acquired a first-round choice in the 2008 NHL Entry Draft (12th overall selection; later traded to Buffalo on June 20, 2008) from Anaheim for two first-round choices in the 2008 NHL Entry Draft (17th and 28th overall).

June 20, 2008 – Acquired a first-round choice in the 2008 NHL Entry Draft (13th overall, Colten Teubert) and a third-round choice in the 2009 NHL Entry Draft (later traded to Calgary on June 27, 2009) from Buffalo for a first-round choice in the 2008 NHL Entry Draft (12th overall).

June 21, 2008 – Acquired Brad Richardson from Colorado for a second-round choice in the 2008 NHL Entry Draft.

June 21, 2008 – Acquired a third-round choice in the 2008 NHL Entry Draft (Andrew Campbell) from Buffalo for a third-round choice in the 2008 NHL Entry Draft and a fourth-round choice in the 2008 NHL Entry Draft.

June 21, 2008 – Acquired a fourth-round choice in the 2009 NHL Entry Draft (later traded to Atlanta on June 27, 2009) and a fifth-round choice in the 2010 NHL Entry Draft (Kevin Gravel) from San Jose for a fourth-round choice in the 2008 NHL Entry Draft.

June 21, 2008 – Acquired a sixth-round choice in the 2009 NHL Entry Draft (Brandon Kozun) from Chicago for a sixth-round choice in the 2008 NHL Entry Draft.

June 21, 2008 – Acquired a seventh-round choice in the 2009 NHL Entry Draft (Nic Dowd) from St. Louis for a seventh-round choice in the 2008 NHL Entry Draft.

June 29, 2008 – Acquired Matt Greene and Jarret Stoll from Edmonton for Lubomir Visnovsky.

July 1, 2008 – Acquired Denis Gauthier and a second-round choice in the 2010 NHL Entry Draft (later traded to Florida on June 25, 2010) from Philadelphia for Patrik Hersley and Ned Lukacevic.

July 21, 2008 – Acquired Rich Clune from Dallas for Lauri Tukonen.

KINGS ALL-TIME TRADES

September 30, 2008 – Acquired Sean O'Donnell from Anaheim for a conditional choice in the 2009 NHL Entry Draft.

December 30, 2008 – Acquired a seventh-round choice in the 2009 NHL Entry Draft (later traded to Atlanta on June 27, 2009) from Vancouver for Jason LaBarbera.

March 4, 2009 – Acquired Justin Williams from Carolina as part of a three-team trade that also involved Edmonton. In exchange for Williams, the Kings traded Patrick O'Sullivan to Edmonton and sent a second-round choice in the 2009 NHL Entry Draft to Carolina.

June 27, 2009 – Acquired a third-round choice in the 2009 NHL Entry Draft (Nicolas Deslauriers) and a fourth-round choice in the 2009 NHL Entry Draft (later traded to Florida on June 27, 2009) from Calgary for a third-round choice in the 2009 NHL Entry Draft.

June 27, 2009 – Acquired a third-round choice in the 2010 NHL Entry Draft (later traded to Tampa Bay on March 3, 2010) from Florida for a fourth-round choice in the 2009 NHL Entry Draft and a fifth-round choice in the 2009 NHL Entry Draft.

June 27, 2009 – Acquired a fourth-round choice in the 2009 NHL Entry Draft (Jean-Francois Berube) from Atlanta for two fourth-round choices in the 2009 NHL Entry Draft and one seventh-round choice in the 2009 NHL Entry Draft.

June 27, 2009 – Acquired a third-round choice in the 2010 NHL Entry Draft (Jordan Weal) from the New York Rangers for Brian Boyle.

July 3, 2009 – Acquired Ryan Smyth from Colorado for Kyle Quincey, Tom Preissing and a fifth-round choice in the 2010 NHL Entry Draft.

March 3, 2010 – Acquired Jeff Halpern from Tampa Bay for Teddy Purcell and a third-round choice in the 2010 NHL Entry Draft.

March 3, 2010 – Acquired Fredrik Modin from Columbus for a conditional seventh-round choice in the 2010 NHL Entry Draft.

June 25, 2010 – Acquired a first-round choice in the 2010 NHL Entry Draft (15th overall, Derek Forbort) from Florida for a first-round choice (19th overall) and a second-round choice in the 2010 NHL Entry Draft.

June 26, 2010 – Acquired a second-round choice in the 2010 NHL Entry Draft (Tyler Toffoli) from Colorado for a second-round choice and a fourth-round choice in the 2010 NHL Entry Draft.

June 26, 2010 – Acquired a third-round choice in the 2012 NHL Draft (later traded to Nashville on June 25, 2011) from Toronto for a third-round choice in the 2010 NHL Entry Draft.

June 26, 2010 – Acquired a sixth-round choice in the 2010 NHL Entry Draft (Maxim Kitsyn) from Atlanta for a sixth-round choice and a seventh-round choice in the 2010 NHL Entry Draft.

December 11, 2010 – Acquired Marco Sturm from Boston for future considerations.

February 28, 2011 – Acquired Dustin Penner from Edmonton for Colten Teubert, a first-round choice in the 2011 NHL Entry Draft and a conditional third-round choice in the 2012 NHL Draft.

June 23, 2011 – Acquired Mike Richards and the rights to Rob Bordon from Philadelphia for Wayne Simmonds, Brayden Schenn and a second-round choice in the 2012 NHL Draft.

June 25, 2011 – Acquired a third-round choice in the 2011 NHL Entry Draft (Nicholas Shore) from Nashville for a third-round choice in the 2012 NHL Draft and a sixth-round choice in the 2011 NHL Entry Draft.

June 26, 2011 – Acquired Colin Fraser and a seventh-round choice in the 2012 NHL Draft (traded to Dallas on June 23, 2012) from Edmonton for Ryan Smyth.

October 12, 2011 – Acquired Stefan Legein and a sixth-round selection in the 2012 NHL Draft (Tomas Hyka) from Philadelphia for future considerations.

February 23, 2012 – Acquired Jeff Carter from Columbus for Jack Johnson and a first-round choice in the 2013 NHL Draft.

June 23, 2012 – Acquired a seventh-round choice in the 2013 NHL Draft (Dominik Kubalik) from Dallas for a seventh-round choice in the 2012 NHL Draft.

January 13, 2013 – Acquired Anthony Stewart, a fourth-round choice in the 2013 NHL Draft (later traded to Edmonton on June 30, 2013) and a sixth-round choice in the 2014 NHL Draft from Carolina for Kevin Westgarth.

February 6, 2013 – Acquired a fifth-round choice in the 2013 NHL Draft (later traded to Florida on February 7, 2013) from New Jersey for Andrei Loktionov.

February 7, 2013 – Acquired Keaton Ellerby from Florida for a fifth-round choice in the 2013 NHL Draft.

February 26, 2013 – Acquired a fourth-round choice in the 2013 NHL Draft (Justin Auger) from Philadelphia for Simon Gagne.

April 1, 2013 – Acquired Robyn Regehr from Buffalo for a second-round choice in the 2014 NHL Draft and a second-round choice in the 2015 NHL Draft.

April 2, 2013 – Acquired a fifth-round choice in the 2013 NHL Draft (Patrik Bartosak) from Montreal for Davis Drewiske.

June 23, 2013 – Acquired Matt Frattin, Ben Scrivens and a second-round choice in the 2014 or 2015 NHL Draft (Toronto's option) for Jonathan Bernier.

June 30, 2013 – Acquired a second-round choice in the 2013 NHL Draft (Valentin Zykov) from Edmonton for a second-round choice, a third-round choice and a fourth-round choice in the 2013 NHL Draft.

June 30, 2013 – Acquired a seventh-round choice in the 2015 NHL Draft from New Jersey for a seventh-round choice in the 2013 NHL Draft.

July 16, 2013 – Acquired Daniel Carcillo from Chicago for a conditional choice in the 2015 NHL Draft.

Note: The NHL changed the title of its annual draft from "NHL Entry Draft" to "NHL Draft" prior to the 2012 NHL Draft.

KINGS ALL-TIME UNIFORM NUMBERS

Listed are players credited with playing at least one regular season or playoff game.

- 1 Sean BURKE (1/07-4/07); Milan HNILICKA (12/03-4/04); Jamie STORR (10/95-4/03); Rick KNICKLE (2/93-11/93); Steve WEEKS (2/92); Ron SCOTT (2/90-3/90); Bob JANECEYK (10/84-11/88); Mario LESSARD (10/78-11/84); Gary SIMMONS (1976-77); Gary EDWARDS (10/71-1/77); Jack NORRIS (10/70-3/71); Wayne RUTLEDGE (1968-69 to 1969-70); Jacques CARON (1967-68); Wayne RUTLEDGE (1967-68).
- 2 **Matt GREENE (10/09-present);** Richard PETIOT (1/06-4/06); Bryan MUIR (12/03-4/04); Frantisek KABERLE (10/99-12/99); Doug ZMOLEK (3/96-4/98); Darryl SYDOR (1/96-2/96); Alexei ZHITNIK (10/92-2/95); Brian BENNING (11/89-2/92); Jim WIEMER (3/89); Craig REDMOND (10/84-10/88); Ken HAMMOND (10/84); Mike McEWEN (11/83-4/84); Howard SCRUTON (3/83); Jim BROWN (1/88); Bob GLADNEY (12/82); Dean TURNER (10/82); Al SIMS (3/82); Trevor JOHANSEN (10/81-2/82); Rick CHARTRAW (3/80-4/80); Randy MANERY (10/78-3/80); Ab DEMARCO (1/76-5/77); Bart CRASHLEY (1975-76); Terry HARPER (10/72-4/75); Bill MIKKELSON (1971-72); Bob WOYTOWICH (1/72-4/72); Dale HOGANSON (10/70-11/71); Bob WALL (10/67-4/70).
- 3 Jack JOHNSON (9/07-2/12); Aaron MILLER (2/01-4/07); Garry GALLEY (10/97-4/00); Jan VOPAT (3/95); Denis TSYGUROV (2/95-11/95); Brent THOMPSON (12/92-2/94); Tom LAIDLAW (3/87-4/90); Ken HAMMOND (3/87); Garry GALLEY (10/84-2/87); Marc CHORNEY (10/83-3/84); Peter HELANDER (10/82); Ian TURNBULL (11/81-2/82); Al SIMS (10/81); Doug HALWARD (12/78-3/81); Larry BROWN (10/72-4/78); Doug BARRIE (12/71-3/72); Larry HILLMAN (10/71-12/71); Larry CAHAN (10/69-3/71); Dave AMADIO (1968-69); Poul POPIEL (1967-68); Dave AMADIO (1967-68).
- 4 Rob BLAKE (3/90-2/01 and 10/06-4/08); Jim FOX (10/89-11/89); Doug CROSSMAN (10/88-4/88); Eric GERMAIN (3/88-4/88); Grant LEDYARD (12/85-2/88); Ken HAMMOND (10/85); Russ ANDERSON (10/83-3/84); Jerry KORAB (10/80-4/83); Randy HOLT (10/79-2/80); Brian GLENNIE (10/78-12/78); Dave HUTCHISON (10/74-4/78); Gilles MAROTTE (2/70-11/73); Jacques LEMIEUX (1969-70); Dale HOGANSON (1969-70); Jim MURRAY (1967-68); Jacques LEMIEUX (1967-68); Brent HUGHES (1967-68).
- 5 **Keaton ELLERBY (2/13-present);** Peter HARROLD (2/08-4/11); Brent SOPEL (3/06-2/07); Tomas ZIZKA (1/03-3/04); Aki BERG (10/95-3/01); Tim WATTERS (10/88-2/95); Denis LAROCQUE (3/88); Mark HARDY (12/85-2/88); Brian ENGBLOM (10/83-1/86); Larry MURPHY (10/80-10/83); Jerry KORAB (3/80-4/80); Richard MULHERN (1/79-3/80); Bob MURDOCH (10/73-1/79); Harry HOWELL (2/71-4/72); Noel PRICE (10/70-2/71); Brent HUGHES (10/68-4/70); Larry JOHNSTON (1967-68); Dave AMADIO (1967-68).
- 6 **Jake MUZZIN (10/10-present);** Sean O'DONNELL (10/08-4/10); Brad STUART (9/07-2/08); Jamie HEWARD (2/07-4/07); Joe CORVO (10/05-4/06); Maxim KUZNETSOV (3/03-4/04); Andreas LJLA (1/95-12/95); Sean O'DONNELL (1/95-4/00); Doug HOUDA (11/93-4/94); Jeff CHYCHRUN (10/91-2/92 and 11/92-2/93); Todd ELIK (12/89-3/91); Dean KENNEDY (10/85-4/89); Ken HAMMOND (4/85); Dean KENNEDY (10/82-3/85); Rob PALMER (11/77-11/80); Sheldon KANNEGIESSER (11/73-11/77); Paul CURTIS (10/70-1/73); Dale ROLFE (10/67-3/70).
- 7 Rob SCUDERI (10/09-6/13); Derek ARMSTRONG (10/03-4/09); Cliff RONNING (3/02-4/02); Jaroslav BEDNAR (10/01-3/02); Nelson EMERSON (10/00-4/01); Steve MCKENNA (3/97-4/00); Ed OLCZYK (10/96-3/97); Kevin BROWN (11/95-12/95); Dan QUINN (1/95-5/95); Jim PAEK (2/94-4/94); Tomas SANDSTROM (1/90-2/94); Phil SYKES (10/84-4/89); Mike MURPHY (11/73-4/83); Real LEMIEUX (11/70-11/73); Dick DUFF (1969-70 and 10/70-11/70); Skip KRAKE (1968-69 and 1969-70); Bryan CAMPBELL (1968-69); Terry GRAY (10/67-3/68).
- 8 **Drew DOUGHTY (10/08-present);** Matt ELLIS (2/08-4/08); Mike WEAVER (10/06-4/07); Jeff COWAN (3/04-4/04); Martin STRBAK (10/03-11/03); Jere KARALAHTI (12/99-3/02); Doug BODGER (10/98-4/99); Dimitri KHRISTICH (10/95-4/93); Kevin BROWN (1/95); Rob MURPHY (10/93-11/93); Rene CHAPDELAINE (2/93-3/93); Marc FORTIER (12/92-1/93); Scott BJUGSTAD (1/90-3/92); Gilles HAMEL (11/88-12/88); Paul FENTON (10/87-11/88); Paul GUAY (10/86-4/87); Brian WILKS (10/85-4/86); Terry RUSKOWSKI (11/83-4/85); Dan BONAR (10/80-12/82); Bert WILSON (10/75-3/80); Jim WITHERSPOON (10/75); Doug VOLMAR (1972-73 to 1973-74); Jim JOHNSON (1/72-3/73); Ross LONSBERRY (10/69-1/72); Jimmy PETERS (1968-69); Brian SMITH (1967-68).

KINGS ALL-TIME UNIFORM NUMBERS

- 9 **Oscar MOLLER (10/08-present);** Konstantin PUSHKAREV (3/06-2/07); Erik RASMUSSEN (10/02-1/03); Kelly BUCHBERGER (3/00-4/02); Vladimir TSYPLAKOV (11/95-12/99); Rob BROWN (1/95-3/95); Dixon WARD (1/94-4/94); Sean WHYTE (11/92-1/93); Ilkka SINISALO (3/91-12/91); Bernie NICHOLLS (2/82-1/90); Al HANGSLEBEN (1/82-2/82); Scott GRUHL (11/81); Billy HARRIS (3/80-11/81); Mike MARSON (1979-80); Murray WILSON (10/78-4/79); Ernie HICKE (10/77-4/78); Bob NEVIN (10/73-4/76); Ralph BACKSTROM (1/71-3/73); Gord LABOSSIERE (10/70-1/71); Bill FLETT (1969-70); Real LEMIEUX (10/67-3/69).
- 10 **Mike RICHARDS (10/11-present);** Marco STURM (12/10-2/11); Brayden SCHENN (10/10-12/10); Allyn MCCAULEY (10/06-4/07); Nathan DEMPSEY (3/04-4/06); Mathieu SCHNEIDER (10/00-3/03); Donald AUDETTE (12/98-3/00); Don MACLEAN (10/97-1/98); Neal BROTEN (12/96-1/97); Jeff SHEVALIER (4/95); Warren RYCHEL (10/92-2/95); Dennis SMITH (10/90); Mike ALLISON (12/87-4/90); Sean MCKENNA (1/86-12/87); Morris LUKOWICH (11/85); Billy O'DWYER (1/84-2/84 and 1/85-2/85); Phil SYKES (1/84); Bob LAFOREST (10/83); Terry RUSKOWSKI (10/82-4/83); Victor NECHAYEV (10/82); Brock TREDWAY (4/82); Scott GRUHL (3/82); Dave MORRISON (1/82); Bernie NICHOLLS (11/81); Rick MARTIN (3/81-11/81); Steve CARLSON (10/79-4/80); Vic VENASKY (10/72-4/79); Jim STANFIELD (1969-70 to 1970-71); Howie HUGHES (10/67-4/70).
- 11 **Anze KOPITAR (10/06-present);** Anson CARTER (3/04-4/04); Steve KELLY (3/01-11/03); Jason BLAKE (4/99-1/01); Brandon CONVERY (11/98-12/98); Mattias NORSTROM (3/96-4/96); Brad SMYTH (12/96-11/97); Shane CHURLA (2/96-3/96); Mike DONNELLY (10/91-2/95); Steve KASPER (1/89-3/91); Bob CARPENTER (10/87-1/89); Lyle PHAIR (10/85-3/87); Steve SHUTT (11/84-4/85); Charlie SIMMER (1/79-10/84); Pete STEMKOWSKI (10/77-4/78); Frank ST. MARSEILLE (10/76-1/77); Mike CORRIGAN (10/71-10/76); Doug ROBINSON (10/70-4/71); Bryan CAMPBELL (1969-70); Gary CROTEAU (1969-70); Lowell MACDONALD (10/67-3/69).
- 12 Simon GAGNE (10/11-2/13); Andrei LOKTIONOV (10/10-4/11); Randy JONES (11/09-4/10); Patrick O'SULLIVAN (10/06-3/09); Esa PIRNES (10/03-4/04); Ken BELANGER (10/01-4/03); Marko TUOMAINEN (10/99-3/01); Olli JOKINEN (11/98-4/99); Roman VOPAT (11/96-4/98); Kevin TODD (3/94-4/96); Jimmy CARSON (1/93-1/94); Sylvain COUTURIER (12/88-12/91); Paul GUAY (12/87-3/88, 10/88); Craig DUNCANSON (10/87); Morris LUKOWICH (12/85-4/87); Paul GUAY (10/85-12/85); Carl MOKOSAK (11/84-3/85); Steve CHRISTOFF (10/83-3/84); Dean HOPKINS (10/79-4/83); Hartland MONAHAN (1977-78); Gene CARR (1973-74 to 1977-78); Jimmy PETERS (1971-72 to 1973-74); Mike BYERS (1971-72); Brian CARLIN (1971-72); Larry MICKEY (10/70-4/71); Skip KRAKE (1969-70); Garry MONAHAN (1969-70); Dennis HEXTALL (1969-70); Gord LABOSSIERE (1967-69); Brian SMITH (1967-68); Bryan CAMPBELL (1967-68).
- 13 **Kyle CLIFFORD (10/10-present);** John ZEILER (10/08-4/09); Michael CAMMALLERI (11/03-4/08); Robert LANG (10/92-4/96).
- 14 **Justin WILLIAMS (3/09-present);** Mattias NORSTROM (10/96-2/07); Gary SHUCHUK (2/93-4/96); Kyosti KARJALAINEN (1/92-3/92); Gordie WALKER (12/89); Tony GRANATO (1/89-4/89); Dave PASIN (12/88-1/89); Jim HOFFORD (10/88); Bob BOURNE (10/86-4/88); Len HACHBORN (12/85-2/86); Bob MILLER (10/84-4/85); Billy HARRIS (2/84-3/84); Kevin LAVALLEE (10/83); Blair BARNES (3/83); Phil SYKES (3/83); Brian MACLELLAN (1/83); Scott GRUHL (12/82); Al SIMS (12/82); Pierre GIROUX (12/82); Dave GANS (11/82); Phil SYKES (11/82); Greg TERRION (10/80-4/82); Syl APPS JR. (10/77-4/80); Dave SCHULTZ (10/76-10/77); Frank ST. MARSEILLE (1972-73 to 1975-76); Phil HOENE (1972-73); Lucien GRENIER (10/70-4/72); Larry CAHAN (1968-69).
- 15 Brad RICHARDSON (10/08-6/13); Brady MURRAY (9/07-10/07); Jamie LUNDMARK (1/07-4/07); Jeff COWAN (10/05-12/06); Jozef STUMPEL (10/03-4/04); Ted DONATO (3/02); Jozef STUMPEL (10/97-10/01); Jaroslav MODRY (3/96-4/97); Pat CONACHER (10/92-2/96); Randy GILHEN (10/91-12/91); Chris KONTOS (3/89-4/90); Tim TOOKEY (10/88); Bryan ERICKSON (12/85-12/88); Dave GANS (10/85); Kevin LAVALLEE (11/84); Daryl EVANS (3/82-11/84); Andre ST. LAURENT (12/81-2/82); Bobby SHEEHAN (11/81); Bernie NICHOLLS (11/81); Andre ST. LAURENT (10/79-4/81); Danny GRANT (1/78-4/79); Steve CLIPPINGDALE (1976-77); Jim MOXEY (1976-77); Juha WIDING (1969-70 and 3/70-1/77); Ted IRVINE (10/67-2/70).
- 16 **MARCEL DIONNE (10/75-3/87) Number Retired November 8, 1990;** Bill LESUK (1/72-4/74); Eddie JOYAL (10/67-1/72).

KINGS ALL-TIME UNIFORM NUMBERS

17 Ethan MOREAU (10/11-12/11); Wayne SIMMONDS (10/08-4/11); Lubomir VISNOVSKY (1/01-4/08); Tomas VLASAK (10/01-11/01); Nelson EMERSON (3/00-4/00); Bob CORKUM (12/99-3/00); Matt JOHNSON (10/96-4/99); Jari KURRI (10/91-3/96); Jim THOMSON (1/91-3/91); Brian WILKS (12/88); Bob LOGAN (12/88); Jimmy CARSON (10/86-4/88); John Paul KELLY (10/80-4/86); Tommy WILLIAMS (11/73-4/79); Dan MALONEY (1972-73); Bill FLETT (1970-71 to 1971-72); Mike CORRIGAN (1969-70); Bill FLETT (1967-68 to 1969-70).

18 DAVE TAYLOR (10/77-4/94) Number Retired April 3, 1995; Bob BERRY (10/70-4/77); Jimmy PETERS (1969-70 to 1970-71).

19 Kevin WESTGARTH (10/10-1/13); Kyle CALDER (9/07-4/09); Sean AVERY (3/03-2/07); Nelson EMERSON (10/01-4/02); Bob CORKUM (3/00-2/01); Len BARRIE (11/99-3/00); Russ COURTALL (11/97-4/99); Jeff SHEVALIER (1/97-4/97); John DRUCE (11/93-3/96); Jim THOMSON (12/92-1/93); Larry ROBINSON (10/89-4/92); Jim FOX (10/80-11/88); Butch GORING (1970-71 to 3/80); Howie MENARD (1967-68 to 1968-69); Mike CORRIGAN (1967-68); Brian KILREA (1967-68).

20 LUC ROBITAILLE (10/97-5/01 and 10/03-4/06) Number Retired January 20, 2007; Ray FERRARO (3/96-4/97); Steve LAROCHE (2/96); **LUC ROBITAILLE (10/86-4/94);** Larry PLAYFAIR (2/86-4/86); Mark HARDY (10/80-4/85); Brad SELWOOD (1979-80); Don HOWSE (1979-80); Scott GARLAND (1978-79); Bob PULFORD (10/70-4/72); Dick DUFF (1/70-4/70); Ron ANDERSON (1968-69); Gord LABOSSIERE (1967-68).

21 Scott PARSE (10/10-6/12); Denis GAUTHIER (10/08-4/09); Brian WILLISIE (10/06-4/08); John TRIPP (10/03-4/04); Bryan SMOLINSKI (10/99-3/03); Josh GREEN (10/98-4/99); Olli JOKINEN (10/97); Kai NURMINEN (10/96-4/97); Tony GRANATO (10/90-4/96); Barry BECK (10/89-3/90); Wayne MCBANE (10/87-2/88); Bob CARPENTER (3/87-4/87); Peter DINEEN (3/87); Glen CURRIE (3/86-4/86); Anders HAKANSSON (10/83-2/86); Rick BLIGHT (12/82-1/83); Dave MORRISON (11/82-12/82); Scott GRUHL (12/81); Glenn GOLDUP (10/76-10/81); Dennis ABRGALL (1975-76); Phil HOENE (1973-74 to 1974-75); Serge BERNIER (1971-72 to 1972-73); Al MCDONOUGH (1971-72); Matt RAVLICH (1969-70 to 1970-71); Bill WHITE (10/67-2/70).

22 **Trevor LEWIS (10/10-present);** Jeff HALPERN (3/10-4/10); Brian BOYLE (2/08-4/09); Joe PISKULA (3/07-4/07); Shay STEPHENSON (3/07); Jason WARD (2/07-3/07); Craig CONROY (10/05-1/07); Ian LAPERRIERE (3/96-4/04); Rick TOCCHET (3/95-1/96); Charlie HUDDY (10/91-2/95); Bob HALKIDIS (1/90-3/91); Ken BAUMGARTNER (1/88-11/89); Glen CURRIE (12/87); Dave WILLIAMS (3/85-10/87); Steve SEGUIN (10/84); Warren HOLMES (11/82-4/83); Dean JENKINS (10/83); Pierre GIROUX (10/82); Steve JENSEN (10/78-2/82); Gary SARGENT (10/75-4/78); Barry LONG (1971-72 to 1973-74); Jean POTVIN (1971-72); Al MCDONOUGH (1970-71); Bryan CAMPBELL (1968-69 and 1969-70); Marc DUFOUR (1968-69); Gerry FOLEY (1968-69); Billy INGLIS (1967-68 and 1968-69); Mike CORBETT (4/68); Jim ANDERSON (1967-68).

23 **Dustin BROWN (10/03-present);** Phil JOHNSON (2/96-4/03); Phil CROWE (11/93-4/94); Corey MILLEN (12/91-6/93); Mike DONNELLY (11/90-3/91); Keith CROWDER (10/89-4/90); Igor LIBA (12/88-4/89); Larry PLAYFAIR (10/86-10/88); Bob MONGRAIN (3/86); Doug SMITH (10/81-1/86); Don LUCE (1980-81); Kevin SCHAMEHORN (1980-81); Barry GIBBS (1979-80); Nick BEVERLEY (1978-79); Randy HOLT (12/78-4/79); Neil KOMADOSKI (10/72-4/78); Jim STANFIELD (1971-72); Jean POTVIN (1970-71); Eddie SHACK (1969-70 to 1970-71); Gary CROTEAU (1968-69); Doug ROBINSON (1967-68 and 1968-69).

24 **Colin FRASER (10/11-present);** Alexander FROLOV (10/02-4/10); Adam MAIR (3/01-4/02); Lubomir VISNOVSKY (10/00-1/01); Nathan LAFAYETTE (3/96-3/99); Michel PETIT (1/95-11/95); Mark HARDY (3/93-12/93); Frank BREAUULT (10/90-12/92); Mikko MAKELA (11/89-4/90); Dale DEGRAY (10/88-4/89); Jay WELLS (10/79-4/88); Brian GLENNIE (1978-79); Don KOZAK (1972-73 to 1977-78); Neil KOMADOSKI (1971-72); Mike BYERS (1970-71).

25 Dustin PENNER (3/11-6/13); Matt MOULSON (10/08-11/08); Jon KLEMM (11/07-4/08); Noah CLARKE (11/06-4/07); Eric BELANGER (10/00-4/06); Kevin STEVENS (1/96-4/97); Darryl SYDOR (10/92-1/96); Jim THOMSON (10/91-4/92); Petr PRAJSLER (10/87-3/90); Dave LANGEVIN (2/87-4/87); Peter DINEEN (12/86); Craig DUNCANSON (4/86); Mark HARDY (12/85); Dan BRENNAN (3/84-10/85); Ken HOUSTON (10/83-2/84); Dave LEWIS (10/80-4/83); Don HOWSE (1979-80); Darryl EDESTRAND (1977-78 and 1978-79); Larry CARRIERE (1977-78); Randy ROTA (1973-74); Harry HOWELL (1970-71); Leon ROCHEFORT (1969-70).

KINGS ALL-TIME UNIFORM NUMBERS

26 **Slava VOYNOV (11/11-present);** Michal HANDZUS (9/07-4/11); Marty MURRAY (11/06-1/07); Trent KLATT (10/03-4/04); Joe CORVO (12/03-4/03); Randy ROBITAILLE (10/01-12/01); Rich BRENNAN (12/00-5/01); Ray FERRARO (10/97-4/99); Chris MARINUCCI (2/97); Philippe BOUCHER (2/95-4/96); Brian MCREYNOLDS (3/94-4/94); Marc FORTIER (2/93); Peter AHOLA (10/91-11/92); Mike KRUSHELSKY (10/88-11/90); John ENGLISH (3/88-4/88); Craig DUNCANSON (3/88); Brian WILKS (3/86); Al TUER (11/85-3/86); Brian WILKS (3/85); Wes JARVIS (10/83-3/84); Steve BOZEK (10/81-4/83); Dave MORRISON (1980-81); Dave LEWIS (3/80-4/80); Mark HARDY (1979-80); Mark HEASLIP (1978-79); Charlie SIMMER (1977-78); Steve SHORT (1977-78); Russ WALKER (1976-77 and 1977-78).

27 **Alec MARTINEZ (10/11-present);** Alexei PONIKAROVSKY (10/10-4/11); Kyle QUINCEY (10/08-4/09); Scott THORNTON (10/06-4/08); Joe CORVO (10/03-4/04); Erik RASMUSSEN (1/03-4/03); Jaroslav BEDNAR (3/02-1/03); Glen MURRAY (3/97-10/02); John SLANEY (1/96-1/97); Dave THOMLINSON (2/94-4/95); Marc POTVIN (1/93-10/93); Jim HILLER (10/92-1/93); John TONELLI (10/88-4/91); Lyle PHAIR (1/88-4/88); Joe PATERSON (12/85-1/88); Brian MACLELLAN (10/83-12/85); Rick CHARTRAW (1/82-1/83); John GIBSON 1980-81; Garry UNGER (1980-81); Rick HAMPTON (1978-79 and 1979-80); Lorne STAMLER (1976-77 and 1977-78); Dan MALONEY (1972-73 to 1974-75).

28 **Jarret STOLL (10/08-present);** Matt MOULSON (11/07-4/08); Oleg TVERDOVSKY (10/06-2/07); Adam DEADMARSH (2/01-4/04); Steven REINPRECHT (4/00-2/01); Bill HUARD (12/99); Jason PODOLLAN (3/99); Steve DUCHESNE (10/98-3/99); Philippe BOUCHER (10/96-4/98); Eric LACROIX (1/95-4/96); Guy LEVEQUE (11/92-4/94); Steve DUCHESNE (10/86-4/91); Rick LAPOINTE (10/84-12/86); Fred BARRETT (3/84); Mike HEIDT (10/83); Ulf ISAKSSON (10/82-2/83); Warren HOLMES (2/82); Paul MULVEY (1/82); John GIBSON (10/81-11/81).

29 John ZEILER (11/10-4/11); Jeff GIULIANO (12/07-4/08); Tom KOSTOPOULOS (10/05-4/07); Brad CHARTRAND (10/99-4/04); Sean PRONGER (2/99-3/99); Eric LACROIX (10/98-2/99); Roman VOPAT (10/95-4/03); Steve FINN (11/95-4/97); Chris SNELL (2/95-5/95); Donald DUFRESNE (3/94-4/94); Lonnie LOACH (10/92-6/93); Jay MILLER (2/89-4/92); Mark FITZPATRICK (11/88-2/89); Al JENSEN (2/87-3/87); Glenn HEALY (11/85); Gary LASKOSKI (10/82-12/84); Al SIMS (3/82); Mike BLAKE (3/82); Jim RUTHERFORD (1980-81); Don WADDELL (1980-81); Billy SMITH (1971-72).

30 Number Retired February 14, 1985; Markus MATSSON (2/83-3/84); Mike BLAKE (10/82-1/83); Doug KEANS (1980-81); Ron GRAHAME (1978-79 to 1980-81); **ROGIE VACHON (11/71-4/78);** Denis DEJORDY (2/70-11/71); Gerry DESJARDINS (1968-69 to 1969-70); Jacques CARON (1967-68); Terry SAWCHUCK (1967-68).

31 Erik ERSBERG (2/08-4/10); Mathieu GARON (10/05-4/07); Jared AULIN (12/02-3/04); Steve PASSMORE (10/00-3/01); Ryan BACH (10/98-4/99); Frederic CHABOT (10/97-3/98); Byron DAFOE (10/95-4/96); Grant FUHR (2/95-5/95); Jamie STORR (1/95); Mario GOSSELIN (10/89-4/90); Roland MELANSON (1/86-3/89); Mike BLAKE (11/84); Marco BARON (1/84-3/84); Doug KEANS (1979-80 to 1980-81); Gary SIMMONS (1976-77 and 1977-78).

32 **Jonathan QUICK (12/07-present);** Barry BRUST (11/06); Roman CECHEMANEK (10/03-4/04); Derek ARMSTRONG (10/03-4/03); Stu GRIMSON (10/00-5/01); Manny LEGACE (10/98-4/99); J.C. BERGERON (1996-97); Kelly HRUDEY (2/88-4/96); Dan GRATTON (2/88); Tim TOOKEY (10/87-1/88); Paul PAGEAU (1980-81).

33 **Willie MITCHELL (10/10-present);** Fredrik MODIN (3/10-4/10); Kevin WESTGARTH (1/09-4/09); Jack JOHNSON (3/07-4/07); Yutaka FUKUYUJI (1/07); Ziggy PALFFY (10/99-4/04); Jaroslav MODRY (4/99); Jan VOPAT (10/96-4/98); Marty MCSORLEY (10/88-6/93 and 2/94-3/96); Chris KONTOS (3/88); Bob KUDELSKI (10/87-12/87).

34 Lauri TUKONEN (4/07-4/08); Marcel COUSINEAU (11/99-1/01); Donald AUDETTE (12/98); Byron DAFOE (10/96-4/97); Matt JOHNSON (1/95-10/95).

35 Jason LABABERA (10/05-12/08); Cristobal HUET (2/03-4/04); Stephane FISET (10/96-3/02); Arto BLOMSTEN (3/95-12/95); Robb STAUBER (3/90 and 10/93-2/95); Glenn HEALY (10/87-3/89); Darren ELIOT (10/84-4/87).

36 Dmitry YUSHKEVICH (11/02-2/03); Pauli JAKS (1/95); Daniel BERTHAUME (10/90-1/92); Craig DUNCANSON (11/88 and 10/89-11/89).

37 Jean-Sebastien AUBIN (9/07-2/08); Gabe GAUTHIER (3/07-4/07); Mark PARRISH (3/06-4/06); Denis GREBESHKOV (12/05-3/06); Kip BRENNAN (1/02-3/04); Jason PODOLLAN (4/00-4/01); Paul DIPIETRO (10/96); Patrice TARDIF (2/96-4/96); Dan CURRIE (12/93); Bob KUDELSKI (10/88-12/92).

KINGS ALL-TIME UNIFORM NUMBERS

38 Kevin DALLMAN (10/06-4/08); Pavol DEMITRA (10/05-4/06); Denis GREBESHKOV (2/04-4/04); Chris MCALPINE (10/03-4/03); Rob VALICEVIC (10/01-11/01); Eric LAVIGNE (2/95); Dan GRATTON (10/87).	51 Jeff TAMBELLINI (11/05-12/05); Chris SCHMIDT (2/03-3/03); Scott THOMAS (12/00-4/02); Justin HOCKING (4/94); Shawn MCEACHERN (10/93-2/94); Mikael LINDHOLM (10/89-2/90).
39 Dan CLOUTIER (10/06-4/08); Noah CLARKE (12/03-4/06); Felix POTVIN (2/01-4/03); Yanic PERREAULT (3/95); Hubie MCDONOUGH (10/88-11/90); Ken HAMMOND (11/87).	52 Gabe GAUTHIER (12/07-4/09); Jerred SMITHSON (12/02-4/04); Jason MORGAN (4/97-4/98); Dave THOMLINSON (10/93).
40 Matt RYAN (12/05-1/06); Barry POTOMSKI (1/96-2/97); Darryl SYDOR (10/91).	53 Alec MARTINEZ (10/09-4/11); Jeff GIULIANO (11/05-4/06); Jason HOLLAND (10/01-4/04); Brian MCREYNOLDS (2/94-3/94).
41 Raitis IVANANS (10/06-4/10); Jason ALLISON (10/01-4/04); Brent GRIEVE (10/96-12/96); Brandy SEMCHUK (3/93).	54 Teddy PURCELL (1/08-3/10); Jan NEMECEK (11/98-4/00).
42 Tom PREISSING (9/07-3/09); Tim GLEASON (10/03-4/06); Mikko ELORANTA (10/01-4/03); Dan BYLSMA (12/95-4/00); Dominic LAVOIE (10/93-12/93); Steve RICHMOND (10/88 and 1/89).	55 Brayden SCHENN (11/09-4/10); Pavel ROSA (12/98-4/04); Troy CROWDER (10/94-12/96); Doug ZMOLEK (2/96); Darryl WILLIAMS (3/93).
43 Tim JACKMAN (11/06); Mike WEAVER (10/05-4/06); Jon SIM (3/03-3/04); Philippe BOUCHER (10/98-4/02); Vitali YACHMENEV (10/95-3/98); Dave GOVERDE (12/91-11/93).	56 Rich CLUNE (2/10-1/13); Connor JAMES (1/06); Brent THOMPSON (10/91-4/92).
44 Robyn REGEHR (4/13-present); Davis DREWISKE (2/09-4/13); Jaroslav MODRY (3/07-2/08); Lauri TUKONEN (2/07); Jaroslav MODRY (10/99-4/04); Dave BABYCH (3/99-4/99); Yanic PERREAULT (10/95-3/99); Randy BURRIDGE (4/95-5/95); John MCINTYRE (11/90-3/93); Ron DUGUAY (2/88-4/89); Dan BONAR (2/83-3/83).	57 George PARROS (10/05-4/06); Steve HEINZE (10/01-4/03); Sean WHYTE (12/91).
45 Jonathan BERNIER (9/07-6/13); Adam HAUSER (1/06); Travis SCOTT (12/00-4/03); Sandy MOGER (10/97-4/98); Ruslan BATYRSHIN (3/96); Keith REDMOND (1/93-4/94); Gordie WALKER (11/88-12/88).	58 Derek BEKAR (10/03-4/03).
46 Daniel TAYLOR (3/08-4/09); Mathieu CHOUIINARD (2/04-4/04); Rick HAYWARD (12/90).	61 Trevor LEWIS (12/08-4/10).
47 Trent HUNTER (10/11-2/12); Corey ELKINS (12/09-4/11); Ladislav NAGY (9/07-4/08); Josh GREEN (10/98); Brad JONES (10/90-3/91).	62 Scott BARNEY (1/03-4/04).
48 Andrei LOKTIONOV (10/11-2/13); Andrei LOKTIONOV (11/09-4/10); Petr KANKO (12/05-1/06); Mark VISHEAU (11/98-4/99).	63 Scott PARSE (10/09-4/10); Brad NORTON (10/02-3/04); Rene CHAPDELAIN (10/90-3/92).
49 Brandon SEGAL (11/09-2/10); Peter HARROLD (11/06-4/07); Ryan FLINN (1/02-4/06); Jay MILLER (1/89).	64 Marc-Andre CLICHE (3/10-present).
50 Bob JAY (10/93); Sean MCCOSH (3/92).	70 Tanner Pearson (5/13-present).
	71 Jordan NOLAN (2/12-present).
	72 Shane CHURLA (2/96).
	73 Tyler TOFFOLI (3/13-present); John ZIELER (2/07-4/08).
	74 Dwight KING (11/10-present).
	77 Jeff CARTER (2/12-present); Ken BELANGER (10/05-11/06); Rob COWIE (2/95-3/96); Paul COFFEY (2/92-1/93); Rod BUSKAS (10/90-10/91); Garry UNGER (1980-81).
	81 Craig LAUGHLIN (2/88-4/88).
	82 Martin STRAKA (11/03-4/04).
	85 Petr KLIMA (10/96).
	92 Rick TOCCHET (1/94-3/94).
	94 Ryan SMYTH (10/09-4/11).
	97 Jeremy ROENICK (10/05-4/06).
	99 WAYNE GRETZKY (10/88-2/96). Number Retired October 9, 2002.

KINGS ALL-TIME HOME ATTENDANCE YEAR-BY-YEAR

REGULAR SEASON				PLAYOFFS			
Season	Games	Attendance	Average	Season	Games	Attendance	Average
1967-68	37	297,394	8,037	1967-68	4	36,640	9,160
1968-69	38	334,482	8,802	1968-69	5	45,039	9,007
1969-70	38	329,135	8,662				
1970-71	39	359,638	9,221				
1971-72	39	338,399	8,677				
1972-73	39	424,456	10,833				
1973-74	39	433,424	11,113	1973-74	2	28,417	14,209
1974-75	40	504,817	12,620	1974-75	2	28,431	14,216
1975-76	40	494,613	12,365	1975-76	4	60,038	15,010
1976-77	40	497,424	12,436	1976-77	5	78,098	15,620
1977-78	40	471,856	11,796	1977-78	1	12,889	12,889
1978-79	40	399,696	9,992	1978-79	1	12,029	12,029
1979-80	40	417,747	10,444	1979-80	2	22,779	11,390
1980-81	40	442,400	11,060	1980-81	2	24,950	12,475
1981-82	40	430,062	10,752	1981-82	4	64,020	16,005
1982-83	40	464,670	11,617				
1983-84	40	419,725	10,493				
1984-85	40	486,624	12,166	1984-85	1	16,005	16,005
1985-86	40	409,240	10,231				
1986-87	40	425,769	10,644	1986-87	2	23,433	11,717
1987-88	40	466,677	11,667	1987-88	2	29,885	14,928
1988-89	40	595,000	14,875	1988-89	6	96,030	16,005
1989-90	40	628,274	15,707	1989-90	5	80,025	16,005
1990-91	40	626,957	15,674	1990-91	6	96,030	16,005
1991-92	40	640,200	16,005	1991-92	3	48,015	16,005
1992-93	*42	661,456	15,749	1992-93	11	176,055	16,005
1993-94	**42	652,231	15,529				
1994-95	24	369,548	15,398				
1995-96	41	555,605	13,551				
1996-97	41	504,190	12,297				
1997-98	41	533,800	13,020	1997-98	2	32,010	16,005
1998-99	41	524,599	12,795				
1999-00	41	677,264	16,519	1999-00	2	36,236	18,118
2000-01	41	658,340	16,057	2000-01	6	110,868	18,478
2001-02	41	687,002	16,756	2001-02	3	55,468	18,489
2002-03	41	720,186	17,566				
2003-04	41	732,958	17,857				
2004-05	DNP	DNP	DNP				
2005-06	41	730,642	17,821				
2006-07	41	657,383	16,473				
2007-08	***41	680,879	16,607				
2008-09	41	676,042	16,489				
2009-10	41	709,853	17,313	2009-10	3	54,873	18,291
2010-11	41	741,404	18,083	2010-11	3	54,568	18,189
2011-12	***41	734,736	17,920	2011-12	9	166,754	18,528
2012-13	24	436,295	18,179	2012-13	9	165,718	18,413
TOTALS	1,777	23,983,092	13,496		105	1,655,303	15,765

*Includes a neutral site game played in Phoenix, AZ on Dec. 8, 1992 (Attendance: 12,272).

**Includes a neutral site game played in Sacramento, CA on April 3, 1994 (Attendance: 10,363).

***Includes a neutral site game played in London, England on Sept. 29, 2007 (Attendance: 17,551).

****Includes two neutral site games in Europe (Stockholm, Oct. 7, 2011: Attend: 13,800; Berlin, Oct. 8, 2011: Attend: 14,300).

Notes:

Best average attendance at STAPLES Center in club history = 18,179 (24 dates; 2012-13 season).

Most sellouts in STAPLES Center history = 37 (2011-12 season).

Largest regular season crowd in team history = 18,743 (Dec. 27, 2003).

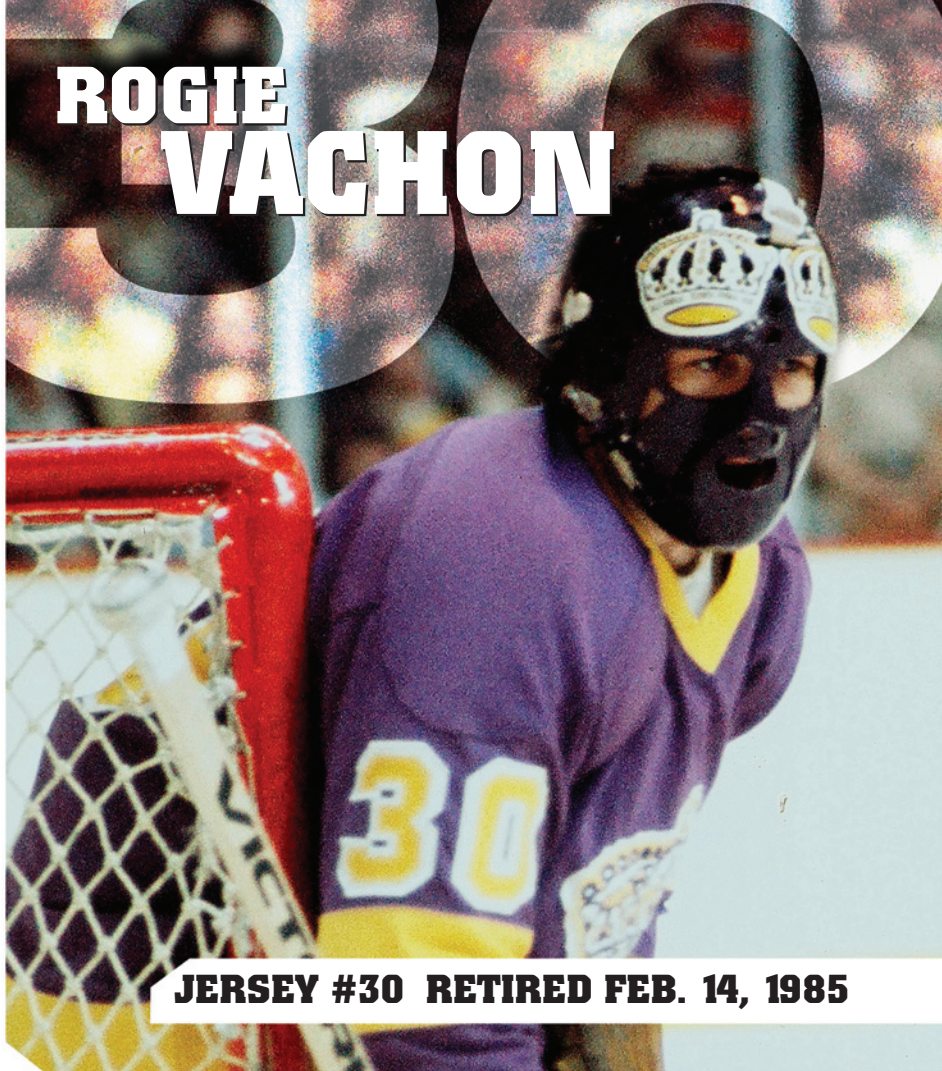
Best average playoff attendance at STAPLES Center in club history = 18,528 (9 dates; 2011-12 season).

Largest playoff crowd in team history = 18,867 (June 6, 2012).

Most consecutive regular season sellouts = 66 (Dec. 8, 1990 to Oct. 8, 1992).

Most consecutive sellouts including playoffs = 75 (Dec. 8, 1990 to Oct. 8, 1992).

ROGIE VACHON



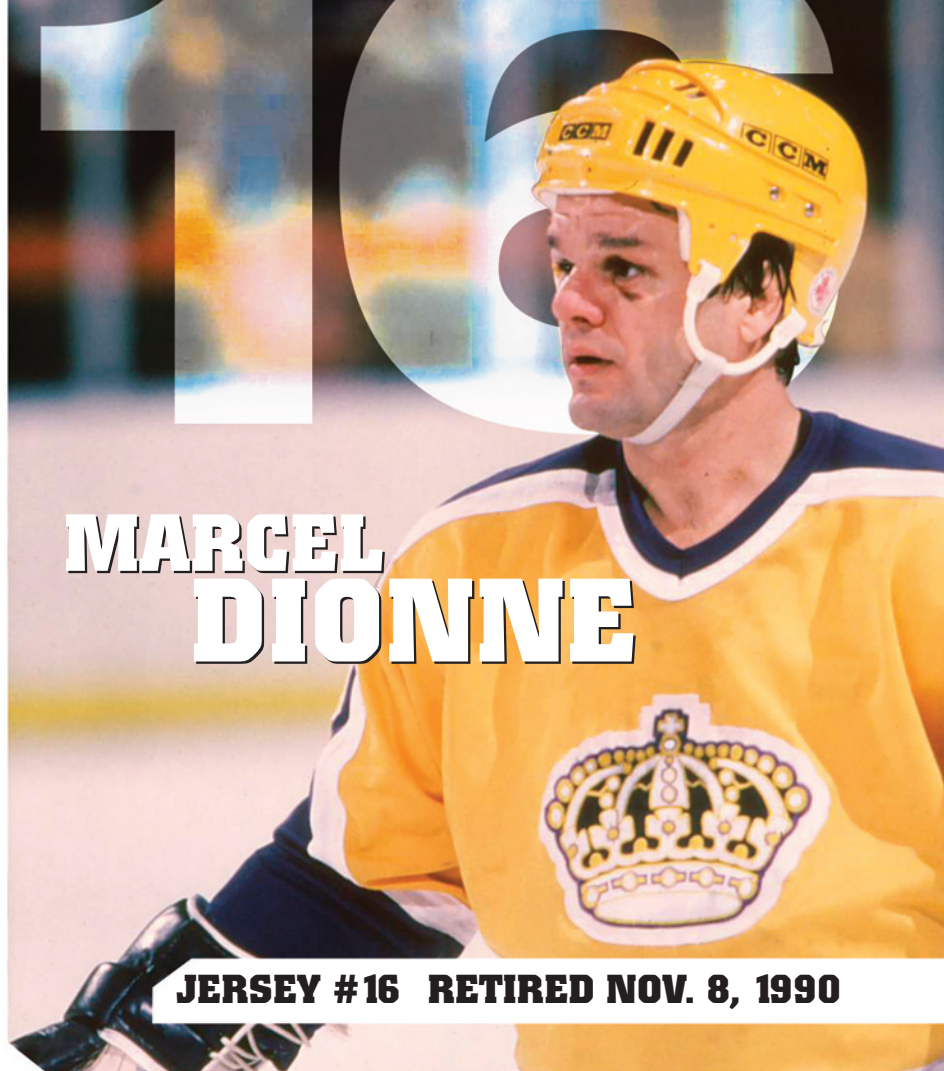
JERSEY #30 RETIRED FEB. 14, 1985

One of hockey's great goaltenders during his illustrious 16-year NHL career, Rogie Vachon became the first player to have his number retired by the Kings when he was honored on February 14, 1985.

Vachon spent seven seasons (1971-72 to 1977-78) with the Kings as a player, putting an indelible mark on the club's record book. He is the Kings' all-time leader in games played (389), wins (171), and shutouts (32). Perhaps his greatest season wearing the Forum purple and gold was 1974-75, the year Vachon posted a 27-14-13 record (including six shutouts) and a 2.24 goals-against-average. The Hockey News rewarded Vachon by naming him the NHL Player of the Year.

After Vachon ended his playing career during the 1981-82 season, he returned to the Kings as an Assistant Coach. On January 30, 1984, Vachon was named General Manager of the Kings, a post he held for eight-plus seasons.

MARCEL DIONNE



JERSEY #16 RETIRED NOV. 8, 1990

The fifth greatest scorer in NHL history, Marcel Dionne was the King of the Kings during his 12 seasons in Los Angeles. He had his No. 16 retired in 1990.

The 1975 acquisition of Dionne brought Kings fans a player who performed offensive magic like no King before. In his second Kings season Dionne became the first player in club history to score 50-plus goals (53) and record 100-plus points (122).

Dionne's greatest glory as a King came as a member of the "Triple Crown Line." Centering a line with Dave Taylor and Charlie Simmer during the late 1970s and early 1980s, Dionne posted the biggest numbers of his career.

Before a 1987 trade sent Dionne to the Rangers, he set Kings career scoring records that still stand: 757 assists and 1,307 points. Upon Dionne's retirement, his career scoring accomplishments (731 goals, 1,040 assists and 1,771 points) were surpassed by only two men – Wayne Gretzky and Gordie Howe.

Dionne was inducted into the Hockey Hall of Fame in 1992.

DAVE TAYLOR

JERSEY #18 RETIRED APR. 3, 1995

No player in the history of the Kings ever wore the uniform with more distinction and class than Dave Taylor. For 17 seasons, Taylor gave his all, both on and off the ice, receiving All-Star status for his outstanding play. He was rewarded with the retirement of his jersey on April 3, 1995.

Taylor served in a variety of front office positions with the Kings including the position of President, Hockey Operations/General Manager.

The Kings' 15th round pick in the 1975 NHL Draft, he hooked up with a center named Marcel Dionne, who helped ignite Taylor's career. As a member of the renowned "Triple Crown Line" with Dionne and left wing Charlie Simmer, Taylor became a prolific scorer who also packed a fearsome check. Before retiring at the end of the 1993-94 season, Taylor played in 1,111 games and recorded 431 goals, 638 assists and 1,069 points.

In 1991, the NHL honored Taylor's contributions to hockey and the community by awarding him both the Masterton and King Clancy trophies.

WAYNE GRETZKY

JERSEY #99 RETIRED OCT. 9, 2002

When the Kings acquired Wayne Gretzky in 1988 from Edmonton, hockey changed forever. His career as a King came full-circle in 2002 when the Kings officially retired No. 99.

The arrival of "The Great One" brought credibility and notoriety to the Kings. Sellout crowds became the norm at the Forum and the glitz and glamour of Hollywood quickly followed.

Gretzky – the greatest scorer in the history of the NHL with 2,857 points – played eight seasons in Los Angeles during which he won the NHL's scoring title (Art Ross Trophy) on three occasions; was named the league's Most Valuable Player (Hart Memorial Trophy) once; and he led the Kings on their first run to the Stanley Cup Final in 1993.

Fourth on the Kings all-time scoring list, Gretzky recorded 918 points (246-672=918) in 539 games as a King. Some of his more memorable highlights as a King include October 15, 1989, when he became the NHL's all-time leading scorer, and March 23, 1994, when he became the all-time leading goal scorer.

LUC ROBITAILLE

JERSEY #20 RETIRED JAN. 20, 2007

Probably the most popular player in Kings history, Luc Robitaille had his No. 20 retired on January 20, 2007. In 2009, he was inducted into the Hockey Hall of Fame.

The highest scoring left wing in NHL history, Robitaille's accomplishments with the Kings are nearly unmatched, including the most goals ever by a King. He played 14 of his 19 NHL seasons with the Kings, and his prolific scoring touch, on-ice determination and will to win is unrivaled.

But it is Robitaille's true and genuine passion for the game that helped elevate him into a unique grouping of athletes in this community. Robitaille has been as active off the ice as he was on the ice, promoting the sport of hockey in numerous charitable endeavors.

Following his retirement as a player, Robitaille was named President of Business Operations for the Kings. His day-to-day work helps give the Kings tremendous leadership and his tenure has seen the franchise achieve numerous records on the business side of the hockey club.



With NHL GameCenter™ Premium, NEVER BE WITHOUT HOCKEY.

NHL GameCenter™ Premium on Verizon gives you access to exclusive Verizon content like Live NBC National Games with extra camera angles, NBC's Inside the Glass, and NHL On The Fly™ wherever you are. Never being without hockey. That's Powerful.



Get a Free Premium upgrade
on all Verizon tablets and
4G LTE smartphones.
Only on Verizon.

NHL GAMECENTER™ PREMIUM



NHL and the NHL Shield are registered trademarks and NHL GameCenter and NHL On The Fly are trademarks of the National Hockey League. NHL and NHL team marks are the property of the NHL and its teams. © NHL 2013. All Rights Reserved. © 2013 Verizon.



LOS ANGELES KINGS™

KINGS HOCKEY



LIVES HERE



FOXSPORTSWEST.COM

THE PLAYOFFS



The Kings eliminated the Sharks for the club's sixth straight playoff series victory on May 28, 2013.

KINGS 1968 PLAYOFF YEAR IN REVIEW

Quarterfinals Series vs. Minnesota (Lost 3-4)

SCORING									
PLAYER	GP	G	A	PTS	PIM	PPG	SHG		
Doug Robinson	7	4	3	7	0	0	0		
Lowell MacDonald	7	3	4	7	2	1	0		
Gord Labossiere	7	2	4	6	24	0	0		
Eddie Joyal	7	4	1	5	2	3	0		
Howie Menard	7	0	5	5	24	0	0		
Bill White	7	2	2	4	4	0	0		
Ted Irvine	6	1	2	3	2	0	0		
Bill Flett	7	1	2	3	8	0	0		
Howie Hughes	7	2	0	2	0	1	0		
Real Lemieux	7	1	1	2	0	0	0		
Dave Amadio	7	0	2	2	8	0	0		
Terry Gray	7	0	2	2	10	0	0		
Mike Corbett	2	0	1	1	2	0	0		
Poul Popiel	3	1	0	1	4	0	0		
Dale Rolfe	7	0	1	1	14	0	0		
Bob Wall	7	0	1	1	0	0	0		
Wayne Rutledge	3	0	0	0	0	0	0		
Terry Sawchuk	5	0	0	0	0	0	0		
Brent Hughes	7	0	0	0	10	0	0		
Brian Smith	7	0	0	0	0	0	0		
Team PIM					2				
Team Totals	7	21	31	52	116	5	0		
GOALTENDER									
GP	MIN	GA	SO	SA	S%	AVG	W-L		
Terry Sawchuk	5	280	18	1	137	.869	3.86	2-2	
Wayne Rutledge	3	149	8	0	73	.890	3.22	1-2	
Team Totals	7	429	26	1	210	.876	3.64	3-4	

KINGS 1969 PLAYOFF YEAR IN REVIEW

Quarterfinals Series vs. Oakland (Won 4-3)

Semifinals Series vs. St. Louis (Lost 0-4)

TOTALS FOR 1969 (4-7)

SCORING									
PLAYER	GP	G	A	PTS	PIM	PPG	SHG		
Bill Flett	11	3	4	7	11	1	0		
Ted Irvine	11	5	1	6	7	1	0		
Eddie Joyal	11	3	3	6	0	1	0		
Gary Croteau	11	3	2	5	8	1	0		
Howie Menard	11	3	2	5	12	1	0		
Lowell MacDonald	8	2	3	5	0	0	0		
Bill White	11	1	4	5	8	0	0		
Brent Hughes	11	1	3	4	40	0	0		
Real Lemieux	11	1	3	4	10	1	0		
Dale Rolfe	10	0	4	4	8	0	0		
Brian Campbell	6	2	1	3	0	0	1		
Billy Inglis	11	1	2	3	4	0	0		
Larry Cahen	11	1	1	2	22	0	0		
Bob Wall	8	0	2	2	0	0	0		
Jimmy Peters	11	0	2	2	2	0	0		
Skip Krake	6	1	0	1	15	0	0		
Dave Amadio	9	1	0	1	10	0	0		
Gerry Desjardins	9	0	1	1	0	0	0		
Jacques Lemieux	1	0	0	0	0	0	0		
Ron Anderson	4	0	0	0	2	0	0		
Wayne Rutledge	5	0	0	0	4	0	0		
Howie Hughes	7	0	0	0	2	0	0		
Team PIM					0				
Team Totals	11	28	38	66	165	6	1		
GOALTENDER									
GP	MIN	GA	SO	SA	S%	AVG	W-L		
Gerry Desjardins	9	431	28	0	201	.861	3.90	3-4	
Wayne Rutledge	5	229	12	0	114	.895	3.14	1-3	
Empty Net Goals			1		1				
Team Totals	11	660	41	0	316	.870	3.73	4-7	

KINGS 1974 PLAYOFF YEAR IN REVIEW

Quarterfinals Series vs. Chicago (Lost 1-4)

SCORING									
PLAYER	GP	G	A	PTS	PIM	PPG	SHG		
Tommy Williams	5	3	1	4	0	1	0		
Mike Murphy	5	0	4	4	0	0	0		
Gene Carr	5	2	1	3	14	1	0		
Bob Nevin	5	1	0	1	2	0	0		
Juha Widing	5	1	0	1	2	0	0		
Mike Corrigan	4	0	1	1	4	0	0		
Butch Goring	5	0	1	1	0	0	0		
Sheldon Kannegiesser	5	0	1	1	0	0	0		
Barry Long	5	0	1	1	18	0	0		
Randy Rota	5	0	1	1	0	0	0		
Gary Edwards	1	0	0	0	0	0	0		
Neil Komadoski	2	0	0	0	12	0	0		
Bill Lesuk	2	0	0	0	4	0	0		
Larry Brown	3	0	0	0	0	0	0		
Regie Vachon	4	0	0	0	0	0	0		
Bob Berry	5	0	0	0	0	0	0		
Terry Harper	5	0	0	0	16	0	0		
Don Kozak	5	0	0	0	33	0	0		
Dan Maloney	5	0	0	0	2	0	0		
Bob Murdoch	5	0	0	0	2	0	0		
Frank St. Marseille	5	0	0	0	0	0	0		
Team PIM					2				
Team Totals	5	7	11	18	111	2	0		
GOALTENDER									
GP	MIN	GA	SO	SA	S%	AVG	W-L		
Regie Vachon	4	240	7	0	98	.929	1.75	0-4	
Gary Edwards	1	60	1	0	23	.957	1.00	1-0	
Empty Net Goals			2		2				
Team Totals	5	300	10	0	123	.919	2.00	1-4	

KINGS 1975 PLAYOFF YEAR IN REVIEW

Preliminary Round vs. Toronto (Lost 1-2)

SCORING									
PLAYER	GP	G	A	PTS	PIM	PPG	SHG		
Mike Murphy	3	3	0	3	4	2	0		
Bob Berry	3	1	2	3	2	0	0		
Gene Carr	3	1	2	3	19	0	0		
Don Kozak	3	1	1	2	7	0	0		
Larry Brown	3	0	2	2	0	0	0		
Juha Widing	3	0	2	2	0	0	0		
Sheldon Kannegiesser	3	0	1	1	4	0	0		
Bob Murdoch	3	0	1	1	4	0	0		
Frank St. Marseille	3	0	1	1	0	0	0		
Dave Hutchison	2	0	0	0	17	0	0		
Mike Corrigan	3	0	0	0	4	0	0		
Butch Goring	3	0	0	0	0	0	0		
Terry Harper	3	0	0	0	2	0	0		
Neil Komadoski	3	0	0	0	2	0	0		
Dan Maloney	3	0	0	0	2	0	0		
Bob Nevin	3	0	0	0	0	0	0		
Regie Vachon	3	0	0	0	0	0	0		
Tommy Williams	3	0	0	0	0	0	0		
Team PIM					0				
Team Totals	3	6	12	18	67	2	0		
GOALTENDER									
GP	MIN	GA	SO	SA	S%	AVG	W-L		
Regie Vachon	3	199	7	0	98	.929	2.11	1-2	
Team Totals	3	199	7	0	98	.929	2.11	1-2	



KINGS 1976 PLAYOFF YEAR IN REVIEW

Preliminary Round vs. Atlanta (Won 2-0)
Quarterfinals Series vs. Boston (Lost 3-4)
TOTALS FOR 1976 (5-4)

SCORING								
PLAYER	GP	G	A	PTS	PIM	PPG	SHG	
Marcel Dionne	9	6	1	7	0	3	0	
Butch Goring	9	2	3	5	4	1	0	
Mike Murphy	9	1	4	5	6	1	0	
Bob Murdoch	9	0	5	5	15	0	0	
Mike Corrigan	9	2	2	4	12	0	0	
Tommy Williams	9	2	2	4	2	0	0	
Bob Nevin	9	2	1	3	4	0	0	
Dave Hutchison	9	0	3	3	27	0	0	
Bob Berry	9	1	1	2	0	0	0	
Don Kozak	9	1	0	1	12	0	0	
Vic Venasky	9	0	1	1	6	0	0	
Gary Edwards	2	0	0	0	0	0	0	
Rogie Vachon	7	0	0	0	0	0	0	
Bert Wilson	8	0	0	0	26	0	0	
Larry Brown	9	0	0	0	2	0	0	
Ab DeMarco	9	0	0	0	11	0	0	
Sheldon Kannegiesser	9	0	0	0	4	0	0	
Neil Komadoski	9	0	0	0	18	0	0	
Frank St. Marseille	9	0	0	0	0	0	0	
Team PIM					0			
Team Totals	9	17	23	40	149	5	0	
GOALTENDER	GP	MIN	GA	SO	SA	S%	AVG	W-L
Rogie Vachon	7	438	17	1	193	.912	2.33	4-3
Gary Edwards	2	120	9	0	70	.871	4.5	1-1
Empty Net Goals			1		1			
Team Totals	9	559	27	1	264	.898	2.90	5-4

KINGS 1977 PLAYOFF YEAR IN REVIEW

Preliminary Round vs. Atlanta (Won 2-1)
Quarterfinals Series vs. Boston (Lost 2-4)
TOTALS FOR 1977 (4-5)

SCORING								
PLAYER	GP	G	A	PTS	PIM	PPG	SHG	
Marcel Dionne	9	5	9	14	2	1	0	
Mike Murphy	9	4	9	13	4	1	0	
Butch Goring	9	7	5	12	0	3	0	
Gary Sargent	9	3	4	7	6	1	0	
Tommy Williams	9	3	4	7	2	1	0	
Don Kozak	9	4	1	5	17	1	0	
Bob Murdoch	9	2	3	5	20	1	0	
Dave Hutchison	9	1	4	5	24	0	0	
Vic Venasky	9	1	4	5	4	1	0	
Glenn Goldup	8	2	2	4	2	0	0	
Bob Berry	9	0	3	3	2	0	0	
Gene Carr	9	1	1	2	2	0	0	
Dave Schultz	9	1	1	2	45	1	0	
Bert Wilson	8	0	2	2	12	0	0	
Neil Komadoski	9	0	2	2	15	0	0	
Frank St. Marseille	9	1	0	1	2	0	0	
Larry Brown	9	0	1	1	6	0	0	
Steve Clippingdale	1	0	0	0	0	0	0	
Ab DeMarco	1	0	0	0	2	0	0	
Gary Simmons	1	0	0	0	0	0	0	
Rogie Vachon	9	0	0	0	0	0	0	
Team PIM					0			
Team Totals	9	35	55	90	167	11	0	
GOALTENDER	GP	MIN	GA	SO	SA	S%	AVG	W-L
Rogie Vachon	9	520	36	0	272	.868	4.15	4-5
Gary Simmons	1	20	1	0	7	.857	3.00	0-0
Team Totals	9	540	37	0	279	.867	4.11	4-5

KINGS 1978 PLAYOFF YEAR IN REVIEW

Preliminary Round vs. Toronto (Lost 0-2)

SCORING								
PLAYER	GP	G	A	PTS	PIM	PPG	SHG	
Darryl Edestrand	2	1	1	2	4	0	0	
Danny Grant	2	0	2	2	2	0	0	
Glenn Goldup	2	1	0	1	11	0	0	
Pete Stelmowski	2	1	0	1	2	0	0	
Syl Apps Jr.	2	0	1	1	0	0	0	
Bob Murdoch	2	0	1	1	5	0	0	
Larry Brown	1	0	0	0	2	0	0	
Vic Venasky	1	0	0	0	0	0	0	
Marcel Dionne	2	0	0	0	0	0	0	
Butch Goring	2	0	0	0	2	0	0	
Randy Manery	2	0	0	0	2	0	0	
Hartland Monahan	2	0	0	0	0	0	0	
Mike Murphy	2	0	0	0	0	0	0	
Rob Palmer	2	0	0	0	0	0	0	
Gary Sargent	2	0	0	0	0	0	0	
Dave Taylor	2	0	0	0	5	0	0	
Rogie Vachon	2	0	0	0	2	0	0	
Tommy Williams	2	0	0	0	0	0	0	
Bert Wilson	2	0	0	0	2	0	0	
Team PIM					0			
Team Totals	2	3	5	8	39	0	0	
GOALTENDER	GP	MIN	GA	SO	SA	S%	AVG	W-L
Rogie Vachon	2	120	11	0	51	.784	5.50	0-2
Team Totals	2	120	11	0	51	.784	5.50	0-2

KINGS 1979 PLAYOFF YEAR IN REVIEW

Preliminary Round vs. NY Rangers (Lost 0-2)

SCORING								
PLAYER	GP	G	A	PTS	PIM	PPG	SHG	
Syl Apps Jr.	2	1	0	1	0	1	0	
Charlie Simmer	2	1	0	1	2	1	0	
Marcel Dionne	2	0	1	1	0	0	0	
Glenn Goldup	2	0	1	1	9	0	0	
Mike Murphy	2	0	1	1	0	0	0	
Doug Halward	1	0	0	0	12	0	0	
Richard Mulhern	1	0	0	0	0	0	0	
Tommy Williams	1	0	0	0	0	0	0	
Murray Wilson	1	0	0	0	0	0	0	
Darryl Edestrand	2	0	0	0	6	0	0	
Butch Goring	2	0	0	0	0	0	0	
Rick Hampton	2	0	0	0	0	0	0	
Mark Heaslip	2	0	0	0	2	0	0	
Randy Holt	2	0	0	0	4	0	0	
Steve Jensen	2	0	0	0	0	0	0	
Mario Lessard	2	0	0	0	0	0	0	
Randy Manery	2	0	0	0	6	0	0	
Rob Palmer	2	0	0	0	2	0	0	
Dave Taylor	2	0	0	0	2	0	0	
Vic Venasky	2	0	0	0	0	0	0	
Team PIM					0			
Team Totals	2	2	3	5	45	2	0	
GOALTENDER	GP	MIN	GA	SO	SA	S%	AVG	W-L
Mario Lessard	2	126	9	0	73	.877	4.29	0-2
Team Totals	2	126	9	0	73	.877	4.29	0-2

KINGS 1980 PLAYOFF YEAR IN REVIEW

Preliminary Round vs. NY Islanders (Lost 1-3)

SCORING									
PLAYER	GP	G	A	PTS	PIM	PPG	SHG		
Dave Taylor	4	2	1	3	4	0	0		
Rob Palmer	4	1	2	3	4	0	0		
Marcel Dionne	4	0	3	3	4	0	0		
Charlie Simmer	4	2	0	2	0	1	0		
Steve Carlson	4	1	1	2	7	0	0		
Mark Hardy	4	1	1	2	9	0	0		
Glenn Goldup	4	1	0	1	0	0	0		
Mike Murphy	4	1	0	1	2	0	1		
Andre St. Laurent	4	1	0	1	0	0	1		
Jerry Korab	3	0	1	1	11	0	0		
Dean Hopkins	4	0	1	1	5	0	0		
Dave Lewis	4	0	1	1	2	0	0		
Barry Gibbs	1	0	0	0	0	0	0		
Doug Halward	1	0	0	0	2	0	0		
Doug Keans	1	0	0	0	0	0	0		
Brad Selwood	1	0	0	0	0	0	0		
Don Howse	2	0	0	0	0	0	0		
Bert Wilson	2	0	0	0	4	0	0		
John Paul Kelly	3	0	0	0	2	0	0		
Billy Harris	4	0	0	0	2	0	0		
Steve Jensen	4	0	0	0	2	0	0		
Mario Lessard	4	0	0	0	0	0	0		
Jay Wells	4	0	0	0	11	0	0		
Team PIM					2				
Team Totals	4	10	11	21	73	1	2		
GOALTENDER	GP	MIN	GA	SO	SA	S%	AVG	W-L	
Mario Lessard	4	207	14	0	117	.880	4.06	1-2	
Doug Keans	1	40	7	0	20	.650	10.50	0-1	
Team Totals	4	247	21	0	137	.847	5.10	1-3	

KINGS 1981 PLAYOFF YEAR IN REVIEW

Preliminary Round vs. NY Rangers (Lost 1-3)

SCORING									
PLAYER	GP	G	A	PTS	PIM	PPG	SHG		
Dave Taylor	4	2	2	4	10	1	0		
Marcel Dionne	4	1	3	4	7	1	0		
Larry Murphy	4	3	0	3	2	1	0		
Billy Harris	4	2	1	3	0	0	0		
Mark Hardy	4	1	2	3	4	1	0		
Dan Bonar	4	1	1	2	11	0	1		
Steve Jensen	4	0	2	2	7	0	0		
Dave Lewis	4	0	2	2	4	0	0		
Don Luce	4	0	2	2	2	0	0		
Greg Terrion	3	1	0	1	4	1	0		
Dean Hopkins	4	1	0	1	9	0	0		
Mike Murphy	1	0	1	1	0	0	0		
Andre St. Laurent	3	0	1	1	9	0	0		
Rick Chartraw	4	0	1	1	4	0	0		
Jim Fox	4	0	1	1	0	0	0		
John Paul Kelly	4	0	1	1	25	0	0		
Rick Martin	1	0	0	0	0	0	0		
Jim Rutherford	1	0	0	0	0	0	0		
Jerry Korab	4	0	0	0	33	0	0		
Mario Lessard	4	0	0	0	0	0	0		
Jay Wells	4	0	0	0	27	0	0		
Team PIM					0				
Team Totals	4	12	20	32	158	5	1		
GOALTENDER	GP	MIN	GA	SO	SA	S%	AVG	W-L	
Mario Lessard	4	220	20	0	124	.839	5.45	1-3	
Jim Rutherford	1	20	2	0	8	.750	6.00	0-0	
Empty Net Goals			1		1				
Team Totals	4	240	23	0	133	.827	5.75	1-3	

KINGS 1982 PLAYOFF YEAR IN REVIEW

Smythe Division Semifinals Series vs. Edmonton (Won 3-2)

Smythe Division Finals Series vs. Vancouver (Lost 1-4)

TOTALS FOR 1982 (4-6)

SCORING									
PLAYER	GP	G	A	PTS	PIM	PPG	SHG		
Daryl Evans	10	5	8	13	12	1	0		
Marcel Dionne	10	7	4	11	0	4	0		
Charlie Simmer	10	4	7	11	22	0	0		
Dave Taylor	10	4	6	10	20	3	0		
Larry Murphy	10	2	8	10	12	1	0		
Steve Bozek	10	4	1	5	6	2	0		
Doug Smith	10	3	2	5	11	1	0		
Dan Bonar	10	2	3	5	11	0	0		
Jim Fox	9	1	4	5	0	0	0		
Bernie Nicholls	10	4	0	4	23	0	0		
Jay Wells	10	1	3	4	41	0	0		
Dean Hopkins	10	0	4	4	15	0	0		
Dave Lewis	10	0	4	4	36	0	0		
Mike Murphy	10	2	1	3	32	0	0		
Mark Hardy	10	1	2	3	9	0	0		
Rick Chartraw	10	0	2	2	17	0	0		
Jerry Korab	10	0	2	2	26	0	0		
Mario Lessard	10	0	2	2	2	0	0		
John Paul Kelly	10	1	0	1	14	1	0		
Brock Tredway	1	0	0	0	0	0	0		
Doug Keans	2	0	0	0	0	0	0		
Team PIM					0				
Team Totals	10	41	63	104	309	13	0		
GOALTENDER	GP	MIN	GA	SO	SA	S%	AVG	W-L	
Mario Lessard	10	583	41	0	310	.868	4.22	4-5	
Doug Keans	2	32	1	0	5	.800	1.88	0-1	
Team Totals	10	615	42	0	315	.867	4.10	4-6	

KINGS 1985 PLAYOFF YEAR IN REVIEW

Smythe Division Semifinals Series vs. Edmonton (Lost 0-3)

SCORING										
PLAYER	GP	G	A	PTS	PIM	PPG	SHG	S		
Dave Taylor	3	2	2	4	8	0	0	11		
Marcel Dionne	3	1	2	3	2	1	0	13		
Bernie Nicholls	3	1	1	2	9	0	0	15		
Terry Ruskowski	3	0	2	2	0	0	0	3		
Garry Galley	3	1	0	1	2	0	0	7		
Craig Redmond	3	1	0	1	2	0	0	4		
Doug Smith	3	1	0	1	4	0	0	6		
Bob Miller	2	0	1	1	0	0	0	1		
Jim Fox	3	0	1	1	0	0	0	5		
Mark Hardy	3	0	1	1	2	0	0	7		
Brian MacLellan	3	0	1	1	0	0	0	9		
Phil Sykes	3	0	1	1	4	0	0	7		
Jay Wells	3	0	1	1	0	0	0	3		
John Paul Kelly	1	0	0	0	0	0	0	0		
Brian Engblom	3	0	0	0	2	0	0	2		
Anders Hakansson	3	0	0	0	0	0	0	1		
Ken Hammond	3	0	0	0	4	0	0	3		
Bob Janecyk	3	0	0	0	0	0	0	0		
Steve Shutt	3	0	0	0	4	0	0	6		
Dave Williams	3	0	0	0	4	0	0	3		
Team PIM					0					
Team Totals	3	7	13	20	47	1	0	106		
GOALTENDER	GP	MIN	GA	SO	SA	S%	AVG	W-L		
Bob Janecyk	3	184	10	0	100	.900	3.26	0-3		
Empty Net Goals			1		1					
Team Totals	3	184	11	0	101	.891	3.59	0-3		

KINGS 1987 PLAYOFF YEAR IN REVIEW

Smythe Division Semifinals Series vs. Edmonton (Lost 1-4)

SCORING										
PLAYER	GP	G	A	PTS	PIM	(+/-)	PPG	SHG	S	
Bernie Nicholls	5	2	5	7	6	1	1	0	16	
Jim Fox	5	3	2	5	0	-2	1	0	20	
Dave Williams	5	3	2	5	30	2	0	0	10	
Dave Taylor	5	2	3	5	6	-2	1	0	8	
Luc Robitaille	5	1	4	5	2	-7	0	0	5	
Steve Duchesne	5	2	2	4	4	-8	1	0	6	
Bob Bourne	5	2	1	3	0	0	0	0	5	
Bob Carpenter	5	1	2	3	2	-4	0	0	4	
Jimmy Carson	5	1	2	3	6	-6	0	0	11	
Mark Hardy	5	1	2	3	10	3	0	0	4	
Jay Wells	5	1	2	3	10	-3	1	0	7	
Bryan Erickson	3	1	1	2	0	0	0	0	3	
Dean Kennedy	5	0	2	2	10	0	0	0	1	
Sean McKenna	5	0	1	1	0	-4	0	0	6	
Phil Sykes	5	0	1	1	8	-2	0	0	6	
Darren Eliot	1	0	0	0	0	0	0	0	0	
Paul Guay	2	0	0	0	0	1	0	0	1	
Joe Paterson	2	0	0	0	0	-2	0	0	1	
Morris Lukowich	3	0	0	0	8	1	0	0	5	
Tom Laidlaw	5	0	0	0	2	-9	0	0	0	
Grant Ledyard	5	0	0	0	10	-2	0	0	8	
Roland Melanson	5	0	0	0	4	0	0	0	0	
Team PIM					0					
Team Totals	5	20	32	52	118	-43	5	0	127	
GOALTENDER	GP	MIN	GA	SO	SA	S%	EN	AVG	W-L	
Roland Melanson	5	260	24	0	154	.844	1	5.54	1-4	
Darren Eliot	1	40	7	0	29	.759	0	10.50	0-0	
Empty Net Goals			1		1					
Team Totals	5	300	32	0	184	.826	1	6.40	1-4	

KINGS 1988 PLAYOFF YEAR IN REVIEW

Smythe Division Semifinals Series vs. Calgary (Lost 1-4)

SCORING										
PLAYER	GP	G	A	PTS	PIM	(+/-)	PPG	SHG	S	
Jimmy Carson	5	5	3	8	4	-2	1	0	16	
Bernie Nicholls	5	2	6	8	11	-3	1	0	23	
Luc Robitaille	5	2	5	7	18	-8	2	0	5	
Dave Taylor	5	3	3	6	6	-3	2	0	16	
Steve Duchesne	5	1	3	4	14	-5	1	0	11	
Paul Fenton	5	2	1	3	2	-3	1	0	9	
Jay Wells	5	1	2	3	21	0	0	0	3	
Bob Carpenter	5	1	1	2	0	-7	0	0	13	
Tom Laidlaw	5	0	2	2	4	-8	0	0	1	
Chris Kontos	4	1	0	1	4	-3	0	0	6	
Craig Laughlin	3	0	1	1	2	-1	0	0	4	
Paul Guay	4	0	1	1	8	-1	0	0	2	
Dean Kennedy	4	0	1	1	10	4	0	0	2	
Ken Baumgartner	5	0	1	1	28	-6	0	0	4	
Bob Bourne	5	0	1	1	0	-1	0	0	2	
John English	1	0	0	0	0	0	0	0	0	
Jim Fox	1	0	0	0	0	-2	0	0	0	
Eric Germain	1	0	0	0	4	-1	0	0	0	
Roland Melanson	1	0	0	0	0	0	0	0	0	
Lyle Phair	1	0	0	0	0	-1	0	0	0	
Ron Duguay	2	0	0	0	0	-1	0	0	0	
Ken Hammond	2	0	0	0	4	-5	0	0	2	
Larry Playfair	3	0	0	0	14	1	0	0	1	
Glenn Healy	4	0	0	0	4	0	0	0	0	
Phil Sykes	4	0	0	0	0	-3	0	0	5	
Mike Allison	5	0	0	0	16	-3	0	0	0	
Team PIM					4					
Team Totals	5	18	31	49	178	-62	8	0	125	
GOALTENDER	GP	MIN	GA	SO	SA	S%	EN	AVG	W-L	
Glenn Healy	4	240	20	0	128	.844	1	5.00	1-3	
Roland Melanson	1	60	9	0	50	.820	0	9.00	0-1	
Empty Net Goals			1		1					
Team Totals	5	300	30	0	179	.832	1	6.00	1-4	

KINGS 1989 PLAYOFF YEAR IN REVIEW

Smythe Division Semifinals Series vs. Edmonton (Won 4-3)

Smythe Division Finals Series vs. Calgary (Lost 0-4)

TOTALS FOR 1989 (4-7)

SCORING PLAYER	GP	G	A	PTS	PIM	(+/-)	PPG	SHG	S
Wayne Gretzky	11	5	17	22	0	-4	1	1	42
Bernie Nicholls	11	7	9	16	12	-2	3	0	50
Chris Kontos	11	9	0	9	8	-3	6	0	31
Steve Duchesne	11	4	4	8	12	-4	2	0	23
Luc Robitaille	11	2	6	8	10	0	0	0	24
Steve Kasper	11	1	5	6	10	-2	0	0	18
Dave Taylor	11	1	5	6	19	0	1	0	17
Tom Laidlaw	11	2	3	5	6	-3	0	0	9
Mike Krushelnyski	11	1	4	5	4	-7	1	0	21
Jim Wiemer	10	2	1	3	19	-4	0	0	11
Dale Degray	8	1	2	3	12	-2	1	0	10
Dean Kennedy	11	0	2	2	8	-2	0	0	4
Marty McSorley	11	0	2	2	33	-6	0	0	16
Mike Allison	7	1	0	1	10	-2	0	0	6
Doug Crossman	2	0	1	1	2	1	0	0	1
Jay Miller	11	0	1	1	63	-4	0	0	6
Tim Watters	11	0	1	1	6	1	0	0	7
Petr Prajsler	1	0	0	0	0	-1	0	0	2
Igor Liba	2	0	0	0	2	0	0	0	0
Glenn Healy	3	0	0	0	2	0	0	0	0
Phil Sykes	3	0	0	0	8	0	0	0	0
Ken Baumgartner	5	0	0	0	8	-2	0	0	1
John Tonelli	6	0	0	0	8	-3	0	0	11
Kelly Hrudey	10	0	0	0	0	0	0	0	0
Ron Duguay	11	0	0	0	6	-2	0	0	12
Team PIM					2				
Team Totals	11	36	63	99	270	-51	15	1	322
GOALTENDER	GP	MIN	GA	SO	SA	S%	EN	AVG	W-L
Kelly Hrudey	10	566	35	0	293	.881	1	3.71	4-6
Glenn Healy	3	97	6	0	59	.898	0	3.71	0-1
Empty Net Goals			1		1				
Team Totals	11	668	42	0	353	.881	1	3.77	4-7

KINGS 1990 PLAYOFF YEAR IN REVIEW

Smythe Division Semifinals Series vs. Calgary (Won 4-2)

Smythe Division Finals Series vs. Edmonton (Lost 0-4)

TOTALS FOR 1990 (4-6)

SCORING PLAYER	GP	G	A	PTS	PIM	(+/-)	PPG	SHG	S
Todd Elik	10	3	9	12	10	1	1	0	30
Steve Duchesne	10	2	9	11	6	-2	1	0	32
Luc Robitaille	10	5	5	10	12	-5	1	0	28
Wayne Gretzky	7	3	7	10	0	-4	1	0	13
Tony Granato	10	5	4	9	12	-2	2	1	26
Tomas Sandstrom	10	5	4	9	19	-5	0	0	26
Dave Taylor	6	4	4	8	6	2	2	0	11
Larry Robinson	10	2	3	5	10	2	0	0	12
Rob Blake	8	1	3	4	4	-4	1	0	11
Mike Krushelnyski	10	1	3	4	12	0	0	0	16
Marty McSorley	10	1	3	4	18	-8	1	0	26
Bob Kudelski	8	1	2	3	2	-5	0	0	9
John Tonelli	10	1	2	3	6	-6	0	0	14
Steve Kasper	10	1	1	2	2	-4	0	0	13
Jay Miller	10	1	1	2	10	-6	0	0	1
Brian Benning	7	0	2	2	6	-9	0	0	12
Mike Allison	4	1	0	1	2	-2	0	1	5
Chris Kontos	5	1	0	1	0	-6	1	0	8
Keith Crowder	7	1	0	1	9	-1	0	0	8
Bob Halkidis	8	0	1	1	8	-7	0	0	10
Kelly Hrudey	9	0	1	1	0	0	0	0	0
Mikko Makela	1	0	0	0	0	0	0	0	0
Ron Scott	1	0	0	0	0	0	0	0	0
Scott Bjugstad	2	0	0	0	2	-1	0	0	0
Mario Gosselin	3	0	0	0	0	0	0	0	0
Petr Prajsler	3	0	0	0	0	-1	0	0	0
Tim Watters	4	0	0	0	6	4	0	0	0
Team PIM					2				
Team Totals	10	39	64	103	164	-69	11	2	311
GOALTENDER	GP	MIN	GA	SO	SA	S%	EN	AVG	W-L
Kelly Hrudey	9	539	39	0	265	.853	1	4.34	4-4
Mario Gosselin	3	62	3	0	23	.870	1	2.90	0-2
Ron Scott	1	32	4	0	10	.600	0	7.50	0-0
Empty Net Goals			2		2				
Team Totals	10	637	48	0	300	.840	2	4.52	4-6

KINGS 1991 PLAYOFF YEAR IN REVIEW

Smythe Division Semifinals Series vs. Vancouver (Won 4-2)

Smythe Division Finals Series vs. Edmonton (Lost 2-4)

TOTALS FOR 1991 (6-6)

SCORING PLAYER	GP	G	A	PTS	PIM	(+/-)	PPG	SHG	S
Luc Robitaille	12	12	4	16	22	-2	5	0	44
Wayne Gretzky	12	4	11	15	2	0	1	0	26
Steve Duchesne	12	4	8	12	8	7	1	0	39
Steve Kasper	10	4	6	10	8	4	0	1	11
Mike Donnelly	12	5	4	9	6	6	0	0	29
Todd Elik	12	2	7	9	6	0	0	0	32
Tomas Sandstrom	10	4	4	8	14	1	3	0	32
John Tonelli	12	2	4	6	12	1	1	0	16
Bob Kudelski	8	3	2	5	2	4	0	0	13
Rob Blake	12	1	4	5	26	-1	1	0	19
Tony Granato	12	1	4	5	28	1	0	0	32
Larry Robinson	12	1	4	5	15	7	0	0	15
Brian Benning	12	0	5	5	6	1	0	0	19
Dave Taylor	12	2	1	3	12	-3	0	0	25
Brad Jones	8	1	1	2	2	2	0	0	6
Rod Buskas	2	0	2	2	22	2	0	0	2
Ilkka Sinisalo	2	0	1	1	0	1	0	0	2
John McIntyre	12	0	1	1	24	-2	0	0	5
Scott Bjurgstad	2	0	0	0	0	0	0	0	5
Bob Halkidis	3	0	0	0	0	-2	0	0	2
Tim Watters	7	0	0	0	12	-4	0	0	4
Jay Miller	8	0	0	0	17	-1	0	0	2
Kelly Hrudey	12	0	0	0	2	0	0	0	0
Marty McSorley	12	0	0	0	58	-1	0	0	30
Team PIM					2				
Team Totals	12	46	73	119	306	21	12	1	410
GOALTENDER	GP	MIN	GA	SO	SA	S%	EN	AVG	W-L
Kelly Hrudey	12	798	37	0	382	.903	0	2.78	6-6
Team Totals	12	799	37	0	382	.903	0	2.78	6-6

KINGS 1992 PLAYOFF YEAR IN REVIEW

Smythe Division Semifinals Series vs. Edmonton (Lost 2-4)

SCORING PLAYER	GP	G	A	PTS	PIM	(+/-)	PPG	SHG	S
Paul Coffey	6	4	3	7	2	-5	3	0	28
Luc Robitaille	6	3	4	7	12	-1	1	0	28
Wayne Gretzky	6	2	5	7	2	-3	1	0	11
Tony Granato	6	1	5	6	10	1	0	0	19
John McIntyre	6	0	4	4	12	2	0	0	0
Rob Blake	6	2	1	3	12	2	0	0	12
Jari Kurri	4	1	3	3	4	1	1	0	10
Tomas Sandstrom	6	0	3	3	8	-2	0	0	13
Jay Miller	6	1	1	2	12	2	0	0	3
Charlie Huddy	5	1	1	2	10	-2	0	0	12
Dave Taylor	6	1	1	2	20	2	0	0	5
Mike Donnelly	6	1	0	1	4	-2	0	0	14
Marty McSorley	6	1	0	1	21	1	0	0	10
Kyosti Karjalainen	3	0	1	1	2	0	0	0	2
Corey Millen	6	0	1	1	6	-2	0	0	6
Larry Robinson	2	0	0	0	0	-2	0	0	1
Brent Thompson	4	0	0	0	4	1	0	0	2
Peter Ahola	6	0	0	0	2	4	0	0	8
Kelly Hrudey	6	0	0	0	0	0	0	0	0
Bob Kudelski	6	0	0	0	0	-1	0	0	5
Tim Watters	6	0	0	0	0	0	0	0	3
Team PIM					0				
Team Totals	6	18	32	50	151	-4	6	0	192
GOALTENDER	GP	MIN	GA	SO	SA	S%	EN	AVG	W-L
Kelly Hrudey	6	355	22	0	179	.877	1	3.72	2-4
Empty Net Goals			1		1				
Team Totals	6	360	23	0	180	.872	1	3.83	2-4

KINGS 1993 PLAYOFF YEAR IN REVIEW

Smythe Division Semifinals Series vs. Calgary (Won 4-2)

Smythe Division Finals Series vs. Vancouver (Won 4-2)

Campbell Conference Finals Series vs. Toronto (Won 4-3)

Stanley Cup Final Series vs. Montreal (Lost 1-4)

TOTALS FOR 1993 (13-11)

SCORING PLAYER	GP	G	A	PTS	PIM	(+/-)	PPG	SHG	S
Wayne Gretzky	24	15	25	40	4	6	4	1	76
Tomas Sandstrom	24	8	17	25	12	-2	2	0	61
Luc Robitaille	24	9	13	22	28	-13	4	0	71
Jari Kurri	24	9	8	17	12	2	2	2	50
Tony Granato	24	6	11	17	50	3	1	0	77
Warren Rychel	23	6	7	13	39	4	0	0	27
Mike Donnelly	24	6	7	13	14	3	0	0	43
Alexei Zhitnik	24	3	9	12	26	-4	2	0	42
Darryl Sydor	24	3	8	11	16	4	2	0	29
Pat Conacher	24	6	4	10	6	8	0	0	24
Rob Blake	23	4	6	10	46	3	1	1	60
Marty McSorley	24	4	6	10	60	-2	2	0	42
Jimmy Carson	18	5	4	9	2	1	2	0	30
Dave Taylor	22	3	5	8	31	7	0	2	32
Corey Millen	23	2	4	6	12	1	0	0	33
Charlie Huddy	23	1	4	5	12	9	0	0	26
Gary Shuchuk	17	2	2	4	12	-6	0	0	13
Mark Hardy	15	1	2	3	30	7	0	0	11
Tim Watters	22	0	2	2	30	-3	0	0	9
Lonnie Loach	1	0	0	0	0	0	0	0	0
Marc Potvin	1	0	0	0	0	0	0	0	0
Jim Thomson	1	0	0	0	0	0	0	0	0
Robb Stauber	4	0	0	0	0	0	0	0	0
Kelly Hrudey	20	0	0	0	2	0	0	0	0
Team PIM					4				
Team Totals	24	93	144	237	448	28	22	6	756
GOALTENDER	GP	MIN	GA	SO	SA	S%	EN	AVG	W-L
Kelly Hrudey	20	1,261	74	0	656	.887	1	3.52	10-10
Robb Stauber	4	240	16	0	157	.898	0	4.00	3-1
Empty Net Goals			1		1				
Team Totals	24	1,504	91	0	814	.888	1	3.63	13-11

KINGS 1998 PLAYOFF YEAR IN REVIEW

Western Conference Quarterfinals Series vs. St. Louis (Lost 0-4)

SCORING									
PLAYER	GP	G	A	PTS	PIM	(+/-)	PPG	SHG	S
Yanic Perreault	4	1	2	3	6	-1	1	0	7
Luc Robitaille	4	1	2	3	6	1	0	0	13
Jozef Stumpel	4	1	2	3	2	2	0	0	7
Aki Berg	4	0	3	3	0	3	0	0	7
Glen Murray	4	2	0	2	6	2	0	0	13
Craig Johnson	4	1	0	1	4	0	0	0	3
Ian Laperriere	4	1	0	1	6	0	0	0	6
Sean O'Donnell	4	1	0	1	36	1	0	0	7
Jan Vopat	2	0	1	1	2	1	0	0	1
Ray Ferraro	3	0	1	1	2	1	0	0	5
Steve McKenna	3	0	1	1	8	1	0	0	3
Garry Galley	4	0	1	1	2	-2	0	0	6
Vladimir Tsyplakov	4	0	1	1	8	-1	0	0	4
Dan Bylsma	2	0	0	0	0	-3	0	0	1
Stephane Fiset	2	0	0	0	0	0	0	0	0
Doug Zmolek	2	0	0	0	2	0	0	0	0
Jamie Storr	3	0	0	0	0	0	0	0	0
Rob Blake	4	0	0	0	6	-4	0	0	15
Russ Courtnall	4	0	0	0	2	-2	0	0	7
Matt Johnson	4	0	0	0	6	-1	0	0	0
Nathan LaFayette	4	0	0	0	2	-2	0	0	4
Team PIM					0				
Team Totals	4	8	14	22	108	-5	1	0	112
GOALTENDER	GP	MIN	GA	SO	SA	S%	EN	AVG	W-L
Jamie Storr	3	145	9	0	77	.883	0	3.72	0-2
Stephane Fiset	2	93	7	0	61	.885	0	4.52	0-2
Team Totals	4	240	16	0	138	.884	0	4.00	0-4

KINGS 2000 PLAYOFF YEAR IN REVIEW

Western Conference Quarterfinals Series vs. Detroit (Lost 0-4)

SCORING									
PLAYER	GP	G	A	PTS	PIM	(+/-)	PPG	SHG	S
Luc Robitaille	4	2	2	4	6	-1	0	0	8
Jozef Stumpel	4	0	4	4	8	0	0	0	5
Ziggy Palffy	4	2	0	2	0	0	0	0	8
Rob Blake	4	0	2	2	4	1	0	0	19
Craig Johnson	4	1	0	1	2	0	0	0	6
Sean O'Donnell	4	1	0	1	4	0	0	0	4
Jere Karalahti	4	0	1	1	2	-3	0	0	5
Nelson Emerson	1	0	0	0	0	0	0	0	2
Jamie Storr	1	0	0	0	0	0	0	0	0
Marko Tuomainen	1	0	0	0	0	0	0	0	0
Aki Berg	2	0	0	0	2	0	0	0	5
Jaroslav Modry	2	0	0	0	2	0	0	0	2
Jason Blake	3	0	0	0	0	0	0	0	9
Dan Bylsma	3	0	0	0	0	-1	0	0	2
Kelly Buchberger	4	0	0	0	4	-1	0	0	1
Brad Chartrand	4	0	0	0	6	-1	0	0	5
Bob Corkum	4	0	0	0	0	-1	0	0	2
Stephane Fiset	4	0	0	0	0	0	0	0	0
Garry Galley	4	0	0	0	0	-2	0	0	9
Ian Laperriere	4	0	0	0	2	0	0	0	5
Glen Murray	4	0	0	0	2	-3	0	0	3
Mattias Norstrom	4	0	0	0	6	1	0	0	3
Bryan Smolinski	4	0	0	0	2	-1	0	0	7
Team PIM					2				
Team Totals	4	6	9	15	54	-12	0	0	110
GOALTENDER	GP	MIN	GA	SO	SA	S%	EN	AVG	W-L
Stephane Fiset	4	200	10	0	98	.898	2	3.00	0-3
Jamie Storr	1	36	2	0	25	.920	1	3.33	0-1
Empty Net Goals			3		3				
Team Totals	4	240	15	0	126	.881	3	3.75	0-4

KINGS 2001 PLAYOFF YEAR IN REVIEW

Western Conference Quarterfinals Series vs. Detroit (Won 4-2)

Western Conference Semifinals Series vs. Colorado (Lost 3-4)

TOTALS FOR 2001 (7-6)

SCORING										
PLAYER	GP	G	A	PTS	PIM	(+/-)	PPG	SHG	S	
Mathieu Schneider	13	0	9	9	10	4	0	0	34	
Ziggy Palffy	13	3	5	8	8	0	0	0	37	
Jozef Stumpel	13	3	5	8	10	1	2	0	24	
Glen Murray	13	4	3	7	4	-1	1	0	34	
Luc Robitaille	13	4	3	7	10	1	1	0	24	
Adam Deadmarsh	13	3	3	6	4	0	0	0	20	
Bryan Smolinski	13	1	5	6	14	-1	0	0	30	
Eric Belanger	13	1	4	5	2	3	0	0	18	
Nelson Emerson	13	2	2	4	4	1	0	0	22	
Ian Laperriere	13	1	2	3	12	1	0	0	13	
Mattias Norstrom	13	0	2	2	18	-4	0	0	5	
Kelly Buchberger	8	1	0	1	2	-1	0	0	5	
Jaroslav Modry	10	1	0	1	4	-1	1	0	12	
Scott Thomas	12	1	0	1	4	-1	1	0	6	
Philippe Boucher	13	0	1	1	2	1	0	0	22	
Aaron Miller	13	0	1	1	6	4	0	0	9	
Stephane Fiset	1	0	0	0	0	0	0	0	0	
Andreas Lilja	1	0	0	0	0	0	0	0	0	
Stu Grimson	5	0	0	0	4	0	0	0	1	
Steve Kelly	8	0	0	0	2	-1	0	0	1	
Lubomir Visnovsky	8	0	0	0	0	-1	0	0	6	
Jere Karalahti	13	0	0	0	18	-7	0	0	10	
Felix Potvin	13	0	0	0	4	0	0	0	0	
Team PIM					4					
Team Totals	13	25	45	70	146	-2	6	0	333	
GOALTENDER										
	GP	MIN	GA	SO	SA	S%	EN	AVG	W-L	
Felix Potvin	13	812	33	2	361	.909	1	2.44	7-6	
Stephane Fiset*	1	0	0	0	0	.000	0	0.00	0-0	
Empty Net Goals			1		1					
Team Totals	13	824	34	2	362	.906	1	2.48	7-6	

*Played 12 seconds in Game 2 of Western Conference Semifinals

KINGS 2002 PLAYOFF YEAR IN REVIEW

Western Conference Quarterfinals Series vs. Colorado (Lost 3-4)

SCORING										
PLAYER	GP	G	A	PTS	PIM	(+/-)	PPG	SHG	S	
Ziggy Palffy	7	4	5	9	0	4	0	0	23	
Jason Allison	7	3	3	6	4	2	0	0	15	
Adam Deadmarsh	4	1	3	4	2	0	0	0	9	
Craig Johnson	7	1	2	3	2	3	0	0	15	
Bryan Smolinski	7	2	0	2	2	-1	1	0	13	
Brad Chartrand	7	1	1	2	2	0	0	0	6	
Mikko Eloranta	7	1	1	2	2	-1	0	0	14	
Jaroslav Modry	7	0	2	2	0	1	0	0	10	
Cliff Ronning	4	0	1	1	2	-1	0	0	3	
Lubomir Visnovsky	4	0	1	1	0	1	0	0	2	
Philippe Boucher	5	0	1	1	2	2	0	0	4	
Nelson Emerson	7	0	1	1	9	1	0	0	9	
Ian Laperriere	7	0	1	1	9	-5	0	0	5	
Mathieu Schneider	7	0	1	1	18	-8	0	0	12	
Steve Kelly	1	0	0	0	0	0	0	0	0	
Jamie Storr	1	0	0	0	0	0	0	0	0	
Jaroslav Bednar	3	0	0	0	0	0	0	0	6	
Steve Heinze	4	0	0	0	2	-1	0	0	7	
Andreas Lilja	5	0	0	0	6	-1	0	0	2	
Eric Belanger	7	0	0	0	4	-5	0	0	7	
Kelly Buchberger	7	0	0	0	7	-3	0	0	2	
Aaron Miller	7	0	0	0	0	1	0	0	5	
Mattias Norstrom	7	0	0	0	4	0	0	0	7	
Felix Potvin	7	0	0	0	0	0	0	0	0	
Team PIM					2					
Team Totals	7	13	23	36	72	-11	1	0	176	
GOALTENDER										
	GP	MIN	GA	SO	SA	S%	EN	AVG	W-L	
Felix Potvin	7	417	15	1	201	.925	1	2.16	3-4	
Jamie Storr	1	1	0	0	0	.000	0	0.00	0-0	
Empty Net Goals			1		1					
Team Totals	7	422	16	1	202	.921	1	2.28	3-4	

KINGS 2010 PLAYOFF YEAR IN REVIEW

Western Conference Quarterfinals Series vs. Vancouver (Lost 2-4)

SCORING PLAYER	GP	G	A	PTS	PIM	(+/-)	PPG	SHG	S
Drew Doughty	6	3	4	7	4	-5	2	0	13
Jack Johnson	6	0	7	7	6	-5	0	0	15
Michal Handzus	6	3	2	5	4	-5	3	0	17
Anze Kopitar	6	2	3	5	2	-1	1	0	18
Dustin Brown	6	1	4	5	6	-7	1	0	15
Fredrik Modin	6	3	1	4	2	-3	2	0	13
Alexander Frolov	6	1	3	4	0	-5	0	0	9
Wayne Simmonds	6	2	1	3	9	1	0	0	14
Brad Richardson	6	1	1	2	2	-7	0	0	12
Ryan Smyth	6	1	1	2	6	0	0	0	11
Jarret Stoll	6	1	0	1	4	-4	1	0	7
Justin Williams	3	0	1	1	2	0	0	0	4
Matt Greene	6	0	1	1	0	-4	0	0	4
Sean O'Donnell	6	0	1	1	4	-2	0	0	2
Erik Ersberg	1	0	0	0	0	0	0	0	0
Raitis Ivanans	1	0	0	0	0	0	0	0	0
Peter Harrold	2	0	0	0	0	0	0	0	1
Rich Clune	4	0	0	0	5	-2	0	0	1
Randy Jones	4	0	0	0	2	-2	0	0	3
Scott Parse	4	0	0	0	0	-1	0	0	2
Jeff Halpern	6	0	0	0	4	-1	0	0	1
Jonathan Quick	6	0	0	0	0	0	0	0	0
Rob Scuderi	6	0	0	0	6	-4	0	0	4
Team PIM					2				
Team Totals	6	18	30	48	70	-57	10	0	166
GOALTENDER	GP	MIN	GA	SO	SA	S%	EN	AVG	W-L
Jonathan Quick	6	360	21	0	181	.884	2	3.50	2-4
Erik Ersberg	1	13	2	0	4	.500	0	9.23	0-0
Empty Net Goals			2		2				
Team Totals	6	376	25	0	187	.866	2	3.99	2-4

KINGS 2011 PLAYOFF YEAR IN REVIEW

Western Conference Quarterfinals Series vs. San Jose (Lost 2-4)

SCORING PLAYER	GP	G	A	PTS	PIM	(+/-)	PPG	SHG	S
Kyle Clifford	6	3	2	5	7	-2	0	0	9
Brad Richardson	6	2	3	5	2	-4	0	0	17
Ryan Smyth	6	2	3	5	0	3	0	0	14
Jack Johnson	6	1	4	5	0	-2	1	0	16
Justin Williams	6	3	1	4	2	0	1	0	16
Drew Doughty	6	2	2	4	8	0	1	0	12
Trevor Lewis	6	1	3	4	2	0	1	0	11
Wayne Simmonds	6	1	2	3	20	-1	0	0	12
Jarret Stoll	5	0	3	3	0	4	0	0	5
Dustin Brown	6	1	1	2	6	-3	1	0	10
Michal Handzus	6	1	1	2	0	-4	0	0	7
Willie Mitchell	6	1	1	2	4	1	0	0	8
Dustin Penner	6	1	1	2	4	-3	0	0	10
Rob Scuderi	6	0	2	2	0	-1	0	0	3
Kevin Westgarth	6	0	2	2	14	2	0	0	3
Alexei Ponikarovsky	4	1	0	1	0	1	0	0	5
Alec Martinez	6	0	1	1	2	-1	0	0	5
Oscar Moller	1	0	0	0	0	1	0	0	0
Scott Parse	2	0	0	0	0	-1	0	0	0
Matt Greene	6	0	0	0	14	-3	0	0	6
Jonathan Quick	6	0	0	0	0	0	0	0	0
Team PIM					0				
Team Totals	6	20	32	52	85	-13	5	0	169
GOALTENDER	GP	MIN	GA	SO	SA	S%	EN	AVG	W-L
Jonathan Quick	6	380	20	1	229	.913	0	3.16	2-4
Team Totals	6	380	20	1	229	.913	0	3.16	2-4

KINGS 2012 PLAYOFF YEAR IN REVIEW

Western Conference Quarterfinals Series vs. Vancouver (Won 4-1)

Western Conference Semifinals Series vs. St. Louis (Won 4-0)

Western Conference Finals Series vs. Phoenix (Won 4-1)

Stanley Cup Final Series vs. New Jersey (Won 4-2)

TOTALS FOR 2012 (16-4)

SCORING PLAYER	GP	G	A	PTS	PIM	(+/-)	PPG	SHG	S
Dustin Brown	20	8	12	20	34	16	1	2	59
Anze Kopitar	20	8	12	20	9	16	0	2	56
Drew Doughty	20	4	12	16	14	11	1	0	44
Mike Richards	20	4	11	15	17	1	2	0	41
Justin Williams	20	4	11	15	12	8	1	0	58
Jeff Carter	20	8	5	13	4	0	4	0	54
Dustin Penner	20	3	8	11	32	4	0	0	37
Trevor Lewis	20	3	6	9	2	7	1	0	37
Dwight King	20	5	3	8	13	3	0	0	33
Matt Greene	20	2	4	6	12	9	0	1	17
Jarret Stoll	20	2	3	5	18	5	1	0	33
Alec Martinez	20	1	2	3	8	5	0	0	24
Willie Mitchell	20	1	2	3	16	7	1	0	30
Slava Voynov	20	1	2	3	4	1	0	0	28
Colin Fraser	18	1	1	2	4	-1	0	0	16
Jordan Nolan	20	1	1	2	21	1	0	0	13
Brad Richardson	13	1	0	1	4	0	0	0	13
Rob Scuderi	20	0	1	1	4	9	0	0	11
Andrei Loktionov	2	0	0	0	0	0	0	0	0
Kyle Clifford	3	0	0	0	2	-1	0	0	2
Simon Gagne	4	0	0	0	2	-1	0	0	5
Jonathan Quick	20	0	0	0	0	0	0	0	0
Team PIM					6				
Team Totals	380	57	96	153	238	100	12	5	611
GOALTENDER	GP	MIN	GA	SO	SA	S%	EN	AVG	W-L
Jonathan Quick	20	1,238	29	3	538	.946	1	1.41	16-4
Empty Net Goals			1		1				
Team Totals	20	1,244	30	3	539	.944	1	1.45	16-4

KINGS 2013 PLAYOFF YEAR IN REVIEW

Western Conference Quarterfinals Series vs. St. Louis (Won 4-2)

Western Conference Semifinals Series vs. San Jose (Won 4-3)

Western Conference Finals Series vs. Chicago (Lost 1-4)

TOTALS FOR 2013 (9-9)

SCORING										
PLAYER	GP	G	A	PTS	PIM	(+/-)	PPG	SHG	S	
Jeff Carter	18	6	7	13	14	6	1	0	56	
Slava Voynov	18	6	7	13	0	9	0	0	34	
Mike Richards	15	3	9	12	8	5	1	0	23	
Justin Williams	18	6	3	9	8	0	1	0	57	
Anze Kopitar	18	3	6	9	12	-2	1	0	32	
Tyler Toffoli	12	2	4	6	0	5	1	0	19	
Dustin Penner	18	3	2	5	8	4	0	0	35	
Drew Doughty	18	2	3	5	8	-7	1	0	32	
Dwight King	18	2	3	5	2	-4	0	1	19	
Dustin Brown	18	3	1	4	8	2	2	0	31	
Trevor Lewis	18	1	2	3	2	-3	1	0	25	
Jake Muzzin	17	0	3	3	6	-2	0	0	14	
Rob Scuderi	18	0	3	3	0	9	0	0	12	
Alec Martinez	7	0	2	2	8	-4	0	0	4	
Matt Greene	9	0	2	2	6	3	0	0	4	
Kyle Clifford	14	0	2	2	8	-1	0	0	16	
Colin Fraser	16	0	2	2	10	-2	0	0	6	
Brad Richardson	11	0	1	1	0	-3	0	0	10	
Jarret Stoll	12	0	1	1	4	-2	0	0	11	
Jonathan Quick	18	0	1	1	14	0	0	0	0	
Robyn Regehr	18	0	1	1	6	-8	0	0	16	
Jonathan Bernier	1	0	0	0	0	0	0	0	0	
Tanner Pearson	1	0	0	0	0	0	0	0	0	
Keaton Ellerby	5	0	0	0	0	0	0	0	3	
Jordan Nolan	7	0	0	0	4	0	0	0	1	
Team PIM					6					
Team Totals	343	37	65	102	142	5	9	1	460	
GOALTENDER										
	GP	MIN	GA	SO	SA	S%	EN	AVG	W-L	
Jonathan Quick	18	1,099	34	3	518	0.934	0	1.86	9-9	
Jonathan Bernier	1	30	0	0	9	1.000	0	0.00	0-0	
Team Totals	19	1,134	34	3	527	0.935	0	1.80	9-9	

KINGS ALL-TIME PLAYOFF RECORD YEAR-BY-YEAR

Season	GP	W	L	PCT.	GF	GA	Finish
1968	7	3	4	.429	21	26	Lost in QF
1969	11	4	7	.364	28	41	Lost in SF
1974	5	1	4	.200	7	10	Lost in QF
1975	3	1	2	.333	6	7	Lost in PRE
1976	9	5	4	.555	17	27	Lost in QF
1977	9	4	5	.444	35	37	Lost in QF
1978	2	0	2	.000	3	11	Lost in PRE
1979	2	0	2	.000	2	9	Lost in PRE
1980	4	1	3	.250	10	21	Lost in PRE
1981	4	1	3	.250	12	23	Lost in PRE
1982	10	4	6	.400	41	42	Lost in DF
1985	3	0	3	.000	7	11	Lost in DSF
1987	5	1	4	.200	20	32	Lost in DSF
1988	5	1	4	.200	18	30	Lost in DSF
1989	11	4	7	.364	36	42	Lost in DF
1990	10	4	6	.400	39	48	Lost in DF
1991	12	6	6	.500	46	37	Lost in DF
1992	6	2	4	.333	18	23	Lost in DSF
1993	24	13	11	.542	93	91	Lost in F
1998	4	0	4	.000	8	16	Lost in CQF
2000	4	0	4	.000	6	15	Lost in CQF
2001	13	7	6	.538	25	34	Lost in CSF
2002	7	3	4	.429	13	16	Lost in CQF
2010	6	2	4	.333	18	25	Lost in CQF
2011	6	2	4	.333	20	20	Lost in CQF
2012	20	16	4	.800	57	30	Won Stanley Cup
2013	18	9	9	.500	37	34	Lost in CF
TOTALS	220	94	126	.427	643	758	

KINGS ALL-TIME HOME PLAYOFF RECORD YEAR-BY-YEAR

Season	GP	W	L	PCT.	GF	GA
1968	4	3	1	.750	11	12
1969	5	2	3	.400	13	19
1974	2	1	1	.500	5	2
1975	2	1	1	.500	4	4
1976	4	3	1	.750	12	11
1977	5	3	2	.600	25	19
1978	1	0	1	.000	0	4
1979	1	0	1	.000	1	2
1980	2	0	2	.000	3	10
1981	2	1	1	.500	6	7
1982	4	1	3	.250	15	17
1985	1	0	1	.000	3	4
1987	2	0	2	.000	8	125
1988	2	1	1	.500	8	9
1989	6	3	3	.500	23	21
1990	5	3	2	.600	27	19
1991	6	4	2	.666	27	21
1992	3	1	2	.333	11	13
1993	11	6	5	.545	44	43
1998	2	0	2	.000	4	6
2000	2	0	2	.000	1	5
2001	6	4	2	.666	13	13
2002	3	2	1	.666	6	3
2010	3	1	2	.333	11	13
2011	3	0	3	.000	11	16
2012	9	6	3	.667	22	13
2013	9	8	1	.889	23	12
TOTALS	105	54	51	.514	337	330

KINGS VS. OPPONENTS ALL-TIME IN PLAYOFFS

Opponent	Series	SW	SL	GP	W-L	GF	GA	Last MTG	RND	Result
Boston	2	0	2	13	5-8	38	56	1977	QF	L, 2-4
Calgary/Atlanta	6	4	2	26	13-13	105	112	1993	DSF	W, 4-2
Chicago	2	0	2	10	2-8	18	24	2013	CF	L, 1-4
Colorado	2	0	2	14	6-8	23	33	2002	CQF	L, 3-4
Dallas/Minnesota	1	0	1	7	3-4	21	26	1968	QF	L, 3-4
Detroit	2	1	1	10	4-6	21	32	2001	CQF	W, 4-2
Edmonton	7	2	5	36	12-24	127	154	1992	DSF	L, 2-4
Montreal	1	0	1	5	1-4	12	15	1993	F	L, 1-4
New Jersey	1	1	0	6	4-2	16	8	2012	F	W, 4-2
NY Islanders	1	0	1	4	1-3	10	21	1980	PRE	L, 1-3
NY Rangers	2	0	2	6	1-5	14	32	1981	PRE	L, 1-3
Phoenix	1	1	0	5	4-1	14	8	2012	CF	W, 4-1
San Jose	2	1	1	13	6-7	34	30	2012	CSF	L, 4-3
St. Louis	4	2	2	18	8-10	40	48	2013	CQF	W, 4-2
Toronto	3	1	2	12	5-7	31	41	1993	CF	W, 4-3
Vancouver	5	3	2	28	15-13	96	93	2012	CQF	W, 4-1
Oakland	1	1	0	7	4-3	23	25	1969	QF	W, 4-3
TOTALS	43	17	26	220	94-126	643	758			

KINGS ALL-TIME ROAD PLAYOFF RECORD YEAR-BY-YEAR

Season	GP	W	L	PCT.	GF	GA
1968	3	0	3	.000	10	14
1969	6	2	4	.333	15	22
1974	3	0	3	.000	2	8
1975	1	0	1	.000	2	3
1976	5	2	3	.400	5	16
1977	4	1	3	.250	10	18
1978	1	0	1	.000	3	7
1979	1	0	1	.000	1	7
1980	2	1	1	.500	7	11
1981	2	0	2	.000	6	16
1982	6	3	3	.500	26	25
1985	2	0	2	.000	4	7
1987	3	1	2	.333	12	20
1988	3	0	3	.000	10	21
1989	5	1	4	.200	13	21
1990	5	1	4	.200	12	29
1991	6	2	4	.333	19	16
1992	3	1	2	.333	7	10
1993	13	7	6	.538	49	48
1998	2	0	2	.000	4	10
2000	2	0	2	.000	5	10
2001	7	3	4	.429	12	21
2002	4	1	3	.250	7	13
2010	3	1	2	.333	7	12
2011	3	2	1	.667	9	4
2012	11	10	1	.909	35	17
2013	9	1	8	.111	14	22
TOTALS	115	40	75	.348	306	428

KINGS ALL-TIME PLAYOFF COACHING RECORDS

Coach	Games	W-L	PCT.	Playoff Years
Darryl Sutter	38	25-13	.658	2012, 2013
Tom Webster	28	12-16	.429	1990, 1991, 1992
Bob Pulford	26	11-15	.423	1974, 1975, 1976, 1977
Barry Melrose	24	13-11	.542	1993
Andy Murray	24	10-14	.417	2000, 2001, 2002
Red Kelly	18	7-11	.389	1968, 1969
Robbie Ftorek	16	5-11	.313	1988, 1989
Terry Murray	12	4-8	.333	2010, 2011
Don Perry	10	4-6	.400	1982
Bob Berry	10	2-8	.200	1979, 1980, 1981
Mike Murphy	5	1-4	.200	1987
Larry Robinson	4	0-4	.000	1998
Pat Quinn	3	0-3	.000	1985
Ron Stewart	2	0-2	.000	1978

KINGS VS. OPPONENTS ALL-TIME IN HOME PLAYOFF GAMES

Opponent	GP	W	L	PCT.	GF	GA
Boston	6	3	3	.500	26	25
Calgary/Atlanta	13	9	4	.692	56	44
Chicago	4	2	2	.500	10	6
Colorado	6	3	3	.500	10	10
Dallas/Minnesota	4	3	1	.750	11	12
Detroit	5	3	2	.600	10	11
Edmonton	17	7	10	.412	69	68
Montreal	2	0	2	.000	5	7
New Jersey	3	2	1	.667	11	4
NY Islanders	2	0	2	.000	3	10
NY Rangers	3	1	2	.333	7	9
Phoenix	2	1	1	.500	2	3
San Jose	7	4	3	.571	22	20
St. Louis	9	5	4	.556	21	22
Toronto	6	3	3	.500	15	18
Vancouver	13	6	7	.462	49	51
Oakland	3	2	1	.666	10	10
TOTALS	105	54	51	.514	337	330

KINGS VS. OPPONENTS ALL-TIME IN ROAD PLAYOFF GAMES

Opponent	GP	W	L	PCT.	GF	GA
Boston	7	2	5	.286	12	31
Calgary/Atlanta	13	4	9	.308	49	68
Chicago	6	0	5	.000	8	18
Colorado	8	3	5	.375	13	23
Dallas/Minnesota	3	0	3	.000	10	14
Detroit	5	1	4	.200	11	21
Edmonton	19	5	14	.263	58	86
Montreal	3	1	2	.333	7	8
New Jersey	3	2	1	.667	5	4
NY Islanders	2	1	1	.500	7	11
NY Rangers	3	0	3	.000	7	23
Phoenix	3	3	0	1.000	12	5
San Jose	6	2	4	.333	12	10
St. Louis	9	3	6	.333	19	26
Toronto	6	2	4	.333	16	23
Vancouver	15	9	6	.600	47	42
Oakland	4	2	2	.500	13	15
TOTALS	115	40	75	.348	306	428

KINGS ALL-TIME PLAYOFF HISTORY

1968

QUARTERFINALS (Best-of-seven)

April 4	KINGS	2	vs.	Minnesota	1	1-0
April 6	KINGS	2	vs.	Minnesota	0	2-0
April 9	Kings	5	at	Minnesota	7	2-1
April 11	Kings	2	at	Minnesota	3	2-2
April 13	KINGS	3	vs.	Minnesota	2	3-2
April 16	Kings	3	at	Minnesota	4 (OT)	3-3
April 18	Kings	4	vs.	Minnesota	9	3-4

1969

QUARTERFINALS (Best-of-seven)

April 2	KINGS	5	at	Oakland	4 (OT)	1-0
April 3	Kings	2	at	Oakland	4	1-1
April 5	Kings	2	vs.	Oakland	5	1-2
April 6	KINGS	4	vs.	Oakland	2	2-2
April 9	Kings	1	at	Oakland	4	2-3
April 10	KINGS	4	vs.	Oakland	3	3-3
April 13	KINGS	5	at	Oakland	3	4-3

SEMIFINALS (Best-of-seven)

April 15	Kings	0	at	St. Louis	4	0-1
April 17	Kings	2	at	St. Louis	3	0-2
April 19	Kings	2	vs.	St. Louis	5	0-3
April 20	Kings	1	vs.	St. Louis	4	0-4

1974

QUARTERFINALS (Best-of-seven)

April 10	Kings	1	at	Chicago	3	0-1
April 11	Kings	1	at	Chicago	4	0-2
April 13	Kings	0	vs.	Chicago	1	0-3
April 14	KINGS	5	vs.	Chicago	1	1-3
April 16	Kings	0	at	Chicago	1	1-4

1975

Preliminary Round (Best-of-three)

April 8	KINGS	3	vs.	Toronto	2 (OT)	1-0
April 10	Kings	2	at	Toronto	3 (OT)	1-1
April 11	Kings	1	vs.	Toronto	2	1-2

1976

Preliminary Round (Best-of-three)

April 6	KINGS	2	vs.	Atlanta	1	1-0
April 8	KINGS	1	at	Atlanta	0	2-0

QUARTERFINALS (Best-of-seven)

April 11	Kings	0	at	Boston	4	0-1
April 13	KINGS	3	at	Boston	2 (OT)	1-1
April 15	KINGS	6	vs.	Boston	4	2-1
April 17	Kings	0	vs.	Boston	3	2-2
April 20	Kings	1	at	Boston	7	2-3
April 22	KINGS	4	vs.	Boston	3 (OT)	3-3
April 25	Kings	0	at	Boston	3	3-4

1977

Preliminary Round (Best-of-three)

April 5	KINGS	5	vs.	Atlanta	2	1-0
April 7	Kings	2	at	Atlanta	3	1-1
April 9	KINGS	4	vs.	Atlanta	2	2-1

QUARTERFINALS (Best-of-seven)

April 11	Kings	3	at	Boston	8	0-1
April 13	Kings	2	at	Boston	6	0-2
April 15	Kings	6	vs.	Boston	7	0-3
April 17	KINGS	7	vs.	Boston	4	1-3
April 19	KINGS	3	at	Boston	1	2-3
April 21	Kings	3	vs.	Boston	4	2-4

1978

Preliminary Round (Best-of-three)

April 11	Kings	3	at	Toronto	7	0-1
April 13	Kings	0	vs.	Toronto	4	0-2

1979

Preliminary Round (Best-of-three)

April 10	Kings	1	at	NY Rangers	7	0-1
April 12	Kings	1	vs.	NY Rangers	2 (OT)	0-2

1980

Preliminary Round (Best-of-five)

April 8	Kings	1	at	NY Islanders	8	0-1
April 9	KINGS	6	at	NY Islanders	3	1-1
April 11	Kings	3	vs.	NY Islanders	4 (OT)	1-2
April 12	Kings	0	vs.	NY Islanders	6	1-3

1981

Preliminary Round (Best-of-five)

April 8	Kings	1	vs.	NY Rangers	3	0-1
April 9	KINGS	5	vs.	NY Rangers	4	1-1
April 11	Kings	3	at	NY Rangers	10	1-2
April 12	Kings	3	at	NY Rangers	6	1-3

1982

DIVISION SEMIFINALS (Best-of-five)

April 7	KINGS	10	at	Edmonton	8	1-0
April 8	Kings	2	at	Edmonton	3 (OT)	1-1
April 10	KINGS	6	vs.	Edmonton	5 (OT)	2-1
April 12	Kings	2	vs.	Edmonton	3	2-2
April 13	KINGS	7	at	Edmonton	4	3-2

DIVISION FINALS (Best-of-seven)

April 15	Kings	2	at	Vancouver	3	0-1
April 16	KINGS	3	at	Vancouver	2 (OT)	1-1
April 18	Kings	3	vs.	Vancouver	4 (OT)	1-2
April 19	Kings	4	vs.	Vancouver	5	1-3
April 21	Kings	2	at	Vancouver	5	1-4

1985

DIVISION SEMIFINALS (Best-of-five)

April 10	Kings	2	at	Edmonton	3 (OT)	0-1
April 11	Kings	2	at	Edmonton	4	0-2
April 13	Kings	3	vs.	Edmonton	4 (OT)	0-3

1987

DIVISION SEMIFINALS (Best-of-seven)

April 8	KINGS	5	at	Edmonton	2	1-0
April 9	Kings	3	at	Edmonton	13	1-1
April 11	Kings	5	vs.	Edmonton	6	1-2
April 12	Kings	3	vs.	Edmonton	6	1-3
April 14	Kings	4	at	Edmonton	5	1-4

1988

DIVISION SEMIFINALS (Best-of-seven)

April 6	Kings	2	at	Calgary	9	0-1
April 7	Kings	4	at	Calgary	6	0-2
April 9	KINGS	5	vs.	Calgary	2	1-2
April 10	Kings	3	vs.	Calgary	7	1-3
April 12	Kings	4	at	Calgary	6	1-4

1989

DIVISION SEMIFINALS (Best-of-seven)

April 5	Kings	3	vs.	Edmonton	4	0-1
April 6	KINGS	5	vs.	Edmonton	2	1-1
April 8	Kings	0	at	Edmonton	4	1-2
April 9	Kings	3	at	Edmonton	4	1-3
April 11	KINGS	4	vs.	Edmonton	2	2-3
April 13	KINGS	4	at	Edmonton	1	3-3
April 15	KINGS	6	vs.	Edmonton	3	4-3

DIVISION FINALS (Best-of-seven)

April 18	Kings	3	at	Calgary	4 (OT)	0-1
April 20	Kings	3	at	Calgary	8	0-2
April 22	Kings	2	vs.	Calgary	5	0-3
April 24	Kings	3	vs.	Calgary	5	0-4

KINGS ALL-TIME PLAYOFF HISTORY

1990

DIVISION SEMIFINALS (Best-of-seven)

April 4	KINGS	5	at	Calgary	3	1-0
April 6	Kings	5	at	Calgary	8	1-1
April 8	KINGS	2	vs.	Calgary	1 (OT)	2-1
April 10	KINGS	12	vs.	Calgary	4	3-1
April 12	Kings	1	at	Calgary	5	3-2
April 14	KINGS	4	vs.	Calgary	3 (2OT)	4-2

DIVISION FINALS (Best-of-seven)

April 18	Kings	0	at	Edmonton	7	0-1
April 20	Kings	1	at	Edmonton	6	0-2
April 22	Kings	4	vs.	Edmonton	5	0-3
April 24	Kings	5	vs.	Edmonton	6 (OT)	0-4

1991

DIVISION SEMIFINALS (Best-of-seven)

April 4	Kings	5	vs.	Vancouver	6	0-1
April 6	KINGS	3	vs.	Vancouver	2 (OT)	1-1
April 8	Kings	1	at	Vancouver	2 (OT)	1-2
April 10	KINGS	6	at	Vancouver	1	2-2
April 12	KINGS	7	vs.	Vancouver	4	3-2
April 14	KINGS	4	at	Vancouver	1	4-2

DIVISION FINALS (Best-of-seven)

April 18	KINGS	4	vs.	Edmonton	3 (OT)	1-0
April 20	Kings	3	vs.	Edmonton	4 (2OT)	1-1
April 22	Kings	3	at	Edmonton	4 (2OT)	1-2
April 24	Kings	2	at	Edmonton	4	1-3
April 26	KINGS	5	vs.	Edmonton	2	2-3
April 28	Kings	3	at	Edmonton	4 (OT)	2-4

1992

DIVISION SEMIFINALS (Best-of-seven)

April 18	Kings	1	vs.	Edmonton	3	0-1
April 20	KINGS	8	vs.	Edmonton	5	1-1
April 22	Kings	3	at	Edmonton	4	1-2
April 24	KINGS	4	at	Edmonton	3	2-2
April 26	Kings	2	vs.	Edmonton	5	2-3
April 28	Kings	0	at	Edmonton	3	2-4

1993

DIVISION SEMIFINALS (Best-of-seven)

April 18	KINGS	6	at	Calgary	3	1-0
April 21	Kings	4	at	Calgary	9	1-1
April 23	Kings	2	vs.	Calgary	5	1-2
April 25	KINGS	3	vs.	Calgary	1	2-2
April 27	KINGS	9	at	Calgary	4	3-2
April 29	KINGS	9	vs.	Calgary	6	4-2

DIVISION FINALS (Best-of-seven)

May 2	Kings	2	at	Vancouver	5	0-1
May 5	KINGS	6	at	Vancouver	3	1-1
May 7	KINGS	7	vs.	Vancouver	4	2-1
May 9	Kings	2	vs.	Vancouver	7	2-2
May 11	KINGS	4	at	Vancouver	3 (2OT)	3-2
May 13	KINGS	5	vs.	Vancouver	3	4-2

CONFERENCE FINALS (Best-of-seven)

May 17	Kings	1	at	Toronto	4	0-1
May 19	KINGS	3	at	Toronto	2	1-1
May 21	KINGS	4	vs.	Toronto	2	2-1
May 23	Kings	2	vs.	Toronto	4	2-2
May 25	Kings	2	at	Toronto	3 (OT)	2-3
May 27	KINGS	5	vs.	Toronto	4 (OT)	3-3
May 29	KINGS	5	at	Toronto	4	4-3

STANLEY CUP FINAL (Best-of-seven)

June 1	KINGS	4	at	Montreal	1	1-0
June 3	Kings	2	at	Montreal	3 (OT)	1-1
June 5	Kings	3	vs.	Montreal	4 (OT)	1-2
June 7	Kings	2	vs.	Montreal	3 (OT)	1-3
June 9	Kings	1	at	Montreal	4	1-4

1998

CONFERENCE QUARTERFINALS (Best-of-seven)

April 23	Kings	3	at	St. Louis	8	0-1
April 25	Kings	1	at	St. Louis	2	0-2
April 27	Kings	3	vs.	St. Louis	4	0-3
April 30	Kings	1	vs.	St. Louis	2	0-4

2000

CONFERENCE QUARTERFINALS (Best-of-seven)

April 13	Kings	0	at	Detroit	2	0-1
April 15	Kings	5	at	Detroit	8	0-2
April 17	Kings	1	vs.	Detroit	2	0-3
April 19	Kings	0	vs.	Detroit	3	0-4

2001

CONFERENCE QUARTERFINALS (Best-of-seven)

April 11	Kings	3	at	Detroit	5	0-1
April 14	Kings	0	at	Detroit	4	0-2
April 15	KINGS	2	vs.	Detroit	1	1-2
April 18	KINGS	4	vs.	Detroit	3 (OT)	2-2
April 21	KINGS	3	at	Detroit	2	3-2
April 23	KINGS	3	vs.	Detroit	2 (OT)	4-2

CONFERENCE SEMIFINALS (Best-of-seven)

April 26	KINGS	4	at	Colorado	3 (OT)	1-0
April 28	Kings	0	at	Colorado	2	1-1
April 30	Kings	3	vs.	Colorado	4	1-2
May 2	Kings	0	vs.	Colorado	3	1-3
May 4	KINGS	1	at	Colorado	0	2-3
May 6	KINGS	1	vs.	Colorado	0 (2OT)	3-3
May 9	Kings	1	at	Colorado	5	3-4

2002

CONFERENCE QUARTERFINALS (Best-of-seven)

April 18	Kings	3	at	Colorado	4	0-1
April 20	Kings	3	at	Colorado	5	0-2
April 22	KINGS	3	vs.	Colorado	1	1-2
April 23	Kings	0	vs.	Colorado	1	1-3
April 25	KINGS	1	at	Colorado	0 (OT)	2-3
April 27	KINGS	3	vs.	Colorado	1	3-3
April 29	Kings	0	at	Colorado	4	3-4

2010

CONFERENCE QUARTERFINALS (Best-of-seven)

April 15	Kings	2	at	Vancouver	3 (OT)	0-1
April 17	KINGS	3	at	Vancouver	2 (OT)	1-1
April 19	KINGS	5	vs.	Vancouver	3	2-1
April 21	Kings	4	vs.	Vancouver	6	2-2
April 23	Kings	2	at	Vancouver	7	2-3
April 25	Kings	2	vs.	Vancouver	4	2-4

2011

CONFERENCE QUARTERFINALS (Best-of-seven)

April 14	Kings	2	at	San Jose	3 (OT)	0-1
April 16	KINGS	4	at	San Jose	0	1-1
April 19	Kings	5	vs.	San Jose	6 (OT)	1-2
April 21	Kings	3	vs.	San Jose	6	1-3
April 23	KINGS	3	at	San Jose	1	2-3
April 25	Kings	3	vs.	San Jose	4 (OT)	2-4

2012

CONFERENCE QUARTERFINALS (Best-of-seven)

April 11	KINGS	4	at	Vancouver	2	1-0
April 13	KINGS	4	at	Vancouver	2	2-0
April 15	KINGS	1	vs.	Vancouver	0	3-0
April 18	Kings	1	vs.	Vancouver	3	3-1
April 22	KINGS	2	at	Vancouver	1 (OT)	4-1

CONFERENCE SEMIFINALS (Best-of-seven)

April 28	KINGS	3	at	St. Louis	1	1-0
April 30	KINGS	5	at	St. Louis	2	2-0
May 3	KINGS	4	vs.	St. Louis	2	3-0
May 6	KINGS	3	vs.	St. Louis	1	4-0

CONFERENCE FINALS (Best-of-seven)

May 13	KINGS	4	at	Phoenix	2	1-0
May 15	KINGS	4	at	Phoenix	0	2-0
May 17	KINGS	2	vs.	Phoenix	1	3-0
May 20	Kings	0	vs.	Phoenix	2	3-1
May 22	KINGS	4	at	Phoenix	3 (OT)	4-1

STANLEY CUP FINAL (Best-of-seven)

May 30	KINGS	2	at	New Jersey	1 (OT)	1-0
June 2	KINGS	2	at	New Jersey	1 (OT)	2-0
June 4	KINGS	4	vs.	New Jersey	0	3-0
June 6	Kings	1	vs.	New Jersey	3	3-1
June 9	Kings	1	at	New Jersey	2	3-2
June 11	KINGS	6	vs.	New Jersey	1	4-2

2013

CONFERENCE QUARTERFINALS (Best-of-seven)

April 30	Kings	1	at	St. Louis	2 (OT)	0-1
May 2	Kings	1	at	St. Louis	2	0-2
May 4	KINGS	1	vs.	St. Louis	0	1-2
May 6	KINGS	4	vs.	St. Louis	3	2-2
May 8	KINGS	3	at	St. Louis	2 (OT)	3-2
May 10	KINGS	2	vs.	St. Louis	1	4-2

CONFERENCE SEMIFINALS (Best-of-seven)

May 14	KINGS	2	vs.	San Jose	0	1-0
May 16	KINGS	4	vs.	San Jose	3	2-0
May 18	Kings	1	at	San Jose	2 (OT)	2-1
May 21	Kings	1	at	San Jose	2	2-2
May 23	KINGS	3	vs.	San Jose	0	3-2
May 26	Kings	1	at	San Jose	2	3-3
May 28	KINGS	2	vs.	San Jose	1	4-3

CONFERENCE FINALS (Best-of-seven)

June 1	Kings	1	at	Chicago	2	0-1
June 2	Kings	2	at	Chicago	4	0-2
June 4	KINGS	3	vs.	Chicago	1	1-2
June 6	Kings	2	vs.	Chicago	3	1-3
June 8	Kings	3	a	Chicago	4 (2OT)	1-4

KINGS PLAYOFF SCENARIOS

GAME #	RECORD	IF WIN, HAVE WON SERIES...	IF LOSE, HAVE WON SERIES...
1	17-26	11 of 17 Times	6 of 26 Times
2	18-25	12 of 18 Times	5 of 25 Times
3	16-24	11 of 16 Times	5 of 24 Times
4	10-27	7 of 10 Times	8 of 27 Times
5	16-13	10 of 16 Times	4 of 13 Times
6	13-7	10 of 13 Times	1 of 7 Times
7	4-4	4 of 4 Times	0 of 4 Times

WHEN THE KINGS...

Lead Series 1-0	11-6
Lead Series 2-0	5-1
Lead Series 2-1	5-3
Lead Series 3-0	4-0
Lead Series 3-1	4-0
Lead Series 3-2	8-1
Trail Series 0-1	6-20
Trail Series 0-2	2-11
Trail Series 1-2	6-12
Trail Series 0-3	0-7
Trail Series 1-3	1-11
Trail Series 2-3	3-7
Tied In Series 1-1	9-12
Tied In Series 2-2	9-4
Tied In Series 3-3	4-4

SERIES RECORD...

11-6
5-1
5-3
4-0
4-0
8-1
6-20
2-11
6-12
0-7
1-11
3-7
9-12
9-4
4-4

THE KINGS HAVE...

Won Series 2-0: 1 Time
Won Series 2-1: 1 Time
Won Series 3-0: Never
Won Series 3-1: Never
Won Series 3-2: 1 Time
Won Series 4-0: 1 Time
Won Series 4-1: 2 Times
Won Series 4-2: 7 Times
Won Series 4-3: 4 Times
Lost Series 0-2: 2 Times
Lost Series 1-2: 1 Time
Lost Series 0-3: 1 Time
Lost Series 1-3: 2 Times
Lost Series 2-3: Never
Lost Series 0-4: 5 Times
Lost Series 1-4: 6 Times
Lost Series 2-4: 5 Times
Lost Series 3-4: 4 Times

(NOTE: THE TABLE ABOVE INCLUDES BEST-OF-THREE, BEST-OF-FIVE AND BEST-OF-SEVEN SERIES)

IN THE BEST OF A...

	SERIES W	SERIES L	HOME-ICE ADVANTAGE	SERIES W	SERIES L
3-Game Series	2	3	Kings with Home-Ice Adv.	5	5
5-Game Series	1	3	Opponent with Home-Ice Adv.	12	21
7-Game Series	14	20			
TOTALS	17	26	TOTALS	17	26

KINGS BEST OF SEVEN SCENARIOS

(NOTE THE KINGS HAVE PLAYED FIVE BEST-OF-THREE GAME SERIES AND FOUR BEST-OF-FIVE GAME SERIES)

ALL-TIME RECORD IN BEST-OF-SEVEN SERIES	14-20
ALL-TIME SERIES RECORD WHEN HAVING HOME-ICE ADVANTAGE	3-3
Last time had home ice: 2013 WCSF vs. San Jose, won series 4-3	
ALL-TIME SERIES RECORD WHEN OPPONENT HAS HOME-ICE ADVANTAGE	11-17
Last time started series on the road: 2013 WCF at Chicago, lost series 1-4	
KINGS SERIES RECORD WHEN UP 1-0 IN A SERIES	8-5
KINGS SERIES RECORD WHEN UP 2-0 IN A SERIES	5-1
KINGS SERIES RECORD WHEN UP 2-1 IN A SERIES	4-3
KINGS SERIES RECORD WHEN UP 3-0 IN A SERIES	4-0
KINGS SERIES RECORD WHEN UP 3-1 IN A SERIES	4-0
KINGS SERIES RECORD WHEN UP 3-2 IN A SERIES	8-1
KINGS SERIES RECORD WHEN TRAIL 0-1 IN A SERIES	6-15
KINGS SERIES RECORD WHEN TRAIL 0-2 IN A SERIES	2-10
KINGS SERIES RECORD WHEN TRAIL 1-2 IN A SERIES	6-10
KINGS SERIES RECORD WHEN TRAIL 0-3 IN A SERIES	0-7
KINGS SERIES RECORD WHEN TRAIL 1-3 IN A SERIES	1-11
KINGS SERIES RECORD WHEN TRAIL 2-3 IN A SERIES	3-7
KINGS SERIES RECORD WHEN TIED 1-1 IN A SERIES	7-9
KINGS SERIES RECORD WHEN TIED 2-2 IN A SERIES	8-4
KINGS SERIES RECORD WHEN TIED 3-3 IN A SERIES	4-4
Last time Game Seven at home: 2013 vs. San Jose, won 2-1	
Last time Game Seven on the road: 2002 at Colorado, lost 4-0	
KINGS RECORD WHEN FACING ELIMINATION	15-20
KINGS RECORD WITH A CHANCE TO CLINCH A SERIES	14-10

(NOTE: GAME SEVEN COUNTS BOTH AS FACING ELIMINATION AND FACING CLINCHING SERIES)

KINGS ALL-TIME PLAYOFF SCORING

PLAYER	POS	GP	G	A	PTS	PIM	PPG	SHG	PLAYER	POS	GP	G	A	PTS	PIM	PPG	SHG
1 Gretzky, Wayne	C	60	29	65	94	8	8	2	71 Bonar, Dan	C	14	3	4	7	22	0	1
2 Robitaille, Luc	LW	94	41	48	89	126	14	0	72 Clifford, Kyle	LW	23	3	4	7	17	0	0
3 Taylor, Dave	RW	92	26	33	59	149	10	2	73 Laidlaw, Tom	D	21	2	5	7	12	0	0
4 Sandstrom, Tomas	RW	50	17	28	45	53	5	0	74 Huddy, Charlie	D	29	2	5	7	22	0	0
5 Dionne, Marcel	C	43	20	23	43	15	10	0	75 Miller, Corey	C	29	2	5	7	18	0	0
6 Duchesne, Steve	D	43	13	26	39	44	6	0	76 Lewis, Dave	D	18	0	7	7	42	0	0
7 Nicholls, Bernie	C	34	16	21	37	61	5	0	77 Benning, Brian	D	19	0	7	7	12	0	0
8 Granato, Tony	LW	52	13	24	37	100	3	1	78 Smith, Doug	C	13	4	2	6	15	1	0
9 Kopitar, Anze	C	44	13	21	34	23	2	2	79 Allison, Jason	C	7	3	3	6	4	0	0
10 Doughty, Drew	D	50	11	21	32	34	5	0	80 Simmonds, Wayne	RW	12	3	3	6	29	0	0
11 Brown, Dustin	RW	50	13	18	31	54	5	2	81 Toffoli, Tyler	C	12	2	4	6	0	1	0
12 Murphy, Mike	RW	45	11	20	31	48	4	1	82 Lemieux, Real	LW	18	2	4	6	10	1	0
13 Williams, Justin	RW	47	13	16	29	24	3	0	83 Hopkins, Dean	RW	18	1	5	6	29	0	0
14 Richards, Mike	C	35	7	20	27	25	3	0	84 Venasky, Vic	C	21	1	5	6	12	1	0
15 Carter, Jeff	C	38	14	12	26	18	5	0	85 Martinez, Alec	D	33	1	5	6	18	0	0
16 Blake, Rob	D	57	8	16	24	98	3	1	86 Scuderi, Rob	D	50	0	6	6	10	0	0
17 Donnelly, Mike	LW	42	12	11	23	24	0	0	87 Bozek, Steve	LW	10	4	1	5	6	2	0
18 Elik, Todd	C	22	5	16	21	16	1	0	88 Williams, Dave	LW	8	3	2	5	34	0	0
19 Carson, Jimmy	C	28	11	9	20	12	3	0	89 Croteau, Gary	LW	11	3	2	5	8	1	0
20 Kurri, Jari	RW	28	10	10	20	16	3	2	90 Johnson, Craig	LW	15	3	2	5	8	0	0
21 Paiffy, Ziggy	RW	24	9	10	19	8	0	0	91 Labossiere, Gord	C	7	2	3	5	24	0	0
22 Goring, Butch	C	30	9	9	18	6	4	0	92 Carpenter, Bob	C	10	2	3	5	2	0	0
23 Penner, Dustin	LW	44	7	11	18	44	0	0	93 Corrigan, Mike	C	15	2	3	5	20	0	0
24 Kasper, Steve	C	31	6	12	18	20	0	1	94 Emerson, Nelson	RW	19	2	3	5	6	0	0
25 McSorley, Marty	D	63	6	11	17	190	3	0	95 Mitchell, Willie	D	26	2	3	5	20	1	0
26 Vovnov, Slava	D	38	7	9	16	4	0	0	96 Laperriere, Ian	RW/C	28	2	3	5	29	0	0
27 Lewis, Trevor	C	44	5	11	16	6	3	0	97 Miller, Jay	LW	34	2	3	5	102	0	0
28 Williams, Tommy	LW	29	8	7	15	4	2	0	98 Belanger, Eric	C	20	1	4	5	6	0	0
29 Hardy, Mark	D	41	5	10	15	64	1	0	99 Rolfe, Dale	D	17	0	5	5	22	0	0
30 Stumpel, Jozef	C	21	4	11	15	20	2	0	100 McIntyre, John	C	18	0	5	5	36	0	0
31 Simmer, Charlie	LW	15	7	7	14	24	3	0	101 Kennedy, Dean	D	20	0	5	5	28	0	0
32 King, Dwight	LW	38	7	6	13	15	0	1	102 Modin, Fredrik	LW	6	3	1	4	2	2	0
33 Rychel, Warren	LW	23	6	7	13	39	0	0	103 Nevin, Bob	RW	17	3	1	4	6	0	0
34 Evans, Daryl	RW	11	5	8	13	12	1	0	104 Bourne, Bob	C	10	2	2	4	0	0	0
35 Murphy, Larry	D	14	5	8	13	14	2	0	105 Shuchuk, Gary	RW	17	2	2	4	12	0	0
36 MacDonald, Lowell	LW	14	5	7	12	2	1	0	106 Frolov, Alexander	RW	6	1	3	4	0	0	0
37 Fox, Jim	RW	22	4	8	12	0	1	0	107 Hughes, Brent	D	18	1	3	4	47	0	0
38 Zhitnik, Alexei	D	24	3	9	12	26	2	0	108 Fraser, Colin	C	34	1	3	4	14	0	0
39 Murdoch, Bob	D	28	2	10	12	40	1	0	109 Fenton, Paul	LW	5	2	1	3	2	1	0
40 Johnson, Jack	D	12	1	11	12	6	1	0	110 Campbell, Bryan	C	6	2	1	3	0	0	1
41 Kontos, Chris	RW	20	11	0	11	12	7	0	111 Harris, Billy	RW	8	2	1	3	2	0	0
42 Joyal, Eddie	C	18	7	4	11	2	4	0	112 Wiemer, Jim	D	10	2	1	3	19	0	0
43 Sydor, Darryl	D	24	3	8	11	16	2	0	113 O'Donnell, Sean	D	14	2	1	3	44	0	0
44 Wells, Jay	D	31	3	8	11	110	1	0	114 Perreault, Yanic	C	4	1	2	3	6	1	0
45 Irvine, Ted	LW	17	6	4	10	9	1	0	115 Degray, Dale	D	8	1	2	3	12	1	0
46 Conacher, Pat	C	24	6	4	10	6	0	0	116 Palmer, Rob	D	8	1	2	3	6	0	0
47 Deadmarsh, Adam	RW	17	4	6	10	6	0	0	117 Widig, Juha	C	8	1	2	3	2	0	0
48 Flett, Bill	RW	17	4	6	10	19	1	0	118 Inglis, Billy	C	11	1	2	3	4	0	0
49 Menard, Howie	C	18	3	7	10	36	1	0	119 Amadio, Dave	D	16	1	2	3	18	0	0
50 Robinson, Larry	D	24	3	7	10	25	0	0	120 Modry, Jaroslav	D	19	1	2	3	6	1	0
51 Stoll, Jarret	C	43	3	7	10	26	2	0	121 Berg, Aki	D	6	0	3	3	2	0	0
52 Schneider, Mathieu	D	20	0	10	10	28	0	0	122 Chartraw, Rick	D	14	0	3	3	21	0	0
53 Murray, Glen	RW	21	6	3	9	12	1	0	123 Wall, Bob	D	15	0	3	3	0	0	0
54 Richardson, Brad	C	36	4	5	9	8	0	0	124 Korab, Jerry	D	17	0	3	3	70	0	0
55 White, Bill	D	18	3	6	9	12	0	0	125 Muzzin, Jake	D	17	0	3	3	6	0	0
56 Tonelli, John	LW	28	3	6	9	26	1	0	126 Brown, Larry	D	24	0	3	3	10	0	0
57 Krushelnyski, Mike	C	21	2	7	9	16	1	0	127 Watters, Tim	D	50	0	3	3	62	0	0
58 Greene, Matt	D	41	2	7	9	32	0	1	128 Hughes, Howie	RW	14	2	0	2	2	1	0
59 Kozak, Don	RW	26	6	2	8	69	1	0	129 Allison, Mike	C	16	2	0	2	28	0	1
60 Carr, Gene	C	17	4	4	8	45	1	0	130 Erickson, Bryan	RW	3	1	1	2	0	0	0
61 Kudelski, Bob	RW	22	4	4	8	4	0	0	131 Apps Jr., Syl	C	4	1	1	2	0	1	0
62 Smolinski, Bryan	C	24	3	5	8	18	1	0	132 Carlson, Steve	C	4	1	1	2	7	0	0
63 Berry, Bob	LW	26	2	6	8	6	0	0	133 Edestrand, Darryl	D	4	1	1	2	10	0	0
64 Hutchison, Dave	D	20	1	7	8	68	0	0	134 Eloranta, Mikko	LW	7	1	1	2	2	0	0
65 Coffey, Paul	D	6	4	3	7	2	3	0	135 St. Laurent, Andre	C	7	1	1	2	9	0	1
66 Robinson, Doug	LW	7	4	3	7	0	0	0	136 Jones, Brad	LW	8	1	1	2	2	0	0
67 Handzus, Michal	C	12	4	3	7	4	3	0	137 Schultz, Dave	LW	9	1	1	2	45	1	0
68 Goldup, Glenn	LW	16	4	3	7	22	0	0	138 Cahan, Larry	D	11	1	1	2	22	0	0
69 Sargent, Gary	D	11	3	4	7	6	2	0	139 Chartrand, Brad	LW	11	1	1	2	8	0	0
70 Smyth, Ryan	LW	12	3	4	7	6	0	0	140 Galley, Garry	D	11	1	1	2	4	0	0

KINGS ALL-TIME PLAYOFF SCORING

PLAYER	POS	GP	G	A	PTS	PIM	PPG	SHG	PLAYER	POS	GP	G	A	PTS	PIM	PPG	SHG
141 Kelly, John Paul	LW	18	1	1	2	41	1	0	211 Scott, Ron	G	1	0	0	0	0	0	0
142 St. Marseille, Frank	RW	26	1	1	2	2	0	0	212 Selwood, Brad	D	1	0	0	0	0	0	0
143 Nolan, Jordan	C	27	1	1	2	25	0	0	213 Simmons, Gary	G	1	0	0	0	0	0	0
144 Buskas, Rod	D	2	0	2	2	22	0	0	214 Thomson, Jim	RW	1	0	0	0	0	0	0
145 Grant, Danny	RW	2	0	2	2	2	0	0	215 Tredway, Brock*	RW	1	0	0	0	0	0	0
146 Ruskowski, Terry	C	3	0	2	2	0	0	0	216 Tuominen, Marko	RW	1	0	0	0	0	0	0
147 Luce, Don	C	4	0	2	2	2	0	0	217 Wilson, Murray	LW	1	0	0	0	0	0	0
148 Westgarth, Kevin	C	6	0	2	2	14	0	0	218 Halward, Doug	D	2	0	0	0	14	0	0
149 Gray, Terry	RW	7	0	2	2	10	0	0	219 Hampton, Rick	D	2	0	0	0	0	0	0
150 Jensen, Steve	LW	10	0	2	2	9	0	0	220 Harrold, Peter	D/F	2	0	0	0	0	0	0
151 Peters, Jimmy	C	11	0	2	2	2	0	0	221 Heaslip, Mark	RW	2	0	0	0	2	0	0
152 Sykes, Phil	LW	15	0	2	2	20	0	0	222 Holt, Randy	D	2	0	0	0	4	0	0
153 Kannegiesser, Sheldon	D	17	0	2	2	8	0	0	223 Howse, Don	LW	2	0	0	0	0	0	0
154 Boucher, Philippe	D	18	0	2	2	4	0	0	224 Lesuk, Bill	LW	2	0	0	0	4	0	0
155 Lessard, Mario	G	20	0	2	2	4	0	0	225 Liba, Igor	RW	2	0	0	0	2	0	0
156 Wilson, Bert	LW	20	0	2	2	42	0	0	226 Loktionov, Andrei	C	2	0	0	0	0	0	0
157 Komadoski, Neil	D	23	0	2	2	47	0	0	227 Monahan, Hartland	RW	2	0	0	0	0	0	0
158 Norstrom, Mattias	D	28	0	2	2	30	0	0	228 Paterson, Joe	LW	2	0	0	0	0	0	0
159 Sternkowski, Pete	C	2	1	0	1	2	0	0	229 Zmolek, Doug	D	2	0	0	0	2	0	0
160 Popiel, Poul	D	3	1	0	1	4	0	0	230 Bednar, Jaroslav	LW	3	0	0	0	0	0	0
161 Redmond, Craig	D	3	1	0	1	2	0	0	231 Blake, Jason	C	3	0	0	0	0	0	0
162 Terrion, Greg	C	3	1	0	1	4	1	0	232 Edwards, Gary	G	3	0	0	0	0	0	0
163 Ponikarovskiy, Alexei	LW	4	1	0	1	0	0	0	233 Engblom, Brian	D	3	0	0	0	2	0	0
164 Krake, Skip	C	6	1	0	1	15	0	0	234 Gosselin, Mario	G	3	0	0	0	0	0	0
165 Crowder, Keith	RW	7	1	0	1	9	0	0	235 Hakansson, Anders	LW	3	0	0	0	0	0	0
166 Thomas, Scott	LW	12	1	0	1	4	1	0	236 Janecyk, Bob	G	3	0	0	0	0	0	0
167 Karalahti, Jere	D	17	1	0	1	20	0	0	237 Keans, Doug	G	3	0	0	0	0	0	0
168 Buchberger, Kelly	LW	19	1	0	1	13	0	0	238 Lukowich, Morris	LW	3	0	0	0	8	0	0
169 Corbett, Mike*	RW	2	0	1	1	2	0	0	239 Playfair, Larry	D	3	0	0	0	14	0	0
170 Crossman, Doug	D	2	0	1	1	2	0	0	240 Shutt, Steve	LW	3	0	0	0	4	0	0
171 Miller, Bob	C	2	0	1	1	0	0	0	241 Anderson, Ron	RW	4	0	0	0	2	0	0
172 Sinisalo, Ilkka	LW	2	0	1	1	0	0	0	242 Bjurgstad, Scott	LW	4	0	0	0	2	0	0
173 Vopat, Jan	D	2	0	1	1	2	0	0	243 Clune, Rich	LW	4	0	0	0	5	0	0
174 Ferraro, Ray	C	3	0	1	1	2	0	0	244 Corkum, Bob	C	4	0	0	0	0	0	0
175 Karjalainen, Kyosti	RW	3	0	1	1	2	0	0	245 Courtall, Russ	RW	4	0	0	0	2	0	0
176 Laughlin, Craig	RW	3	0	1	1	2	0	0	246 Gagne, Simon	LW	4	0	0	0	2	0	0
177 MacLellan, Brian	LW	3	0	1	1	0	0	0	247 Heinze, Steve	RW	4	0	0	0	2	0	0
178 McKenna, Steve	LW	3	0	1	1	8	0	0	248 Johnson, Matt	LW	4	0	0	0	6	0	0
179 Ronning, Cliff	C	4	0	1	1	2	0	0	249 Jones, Randy	D	4	0	0	0	2	0	0
180 Tsyplakov, Vladimir	RW	4	0	1	1	8	0	0	250 LaFayette, Nathan	C	4	0	0	0	2	0	0
181 Long, Barry	D	5	0	1	1	18	0	0	251 Manery, Randy	D	4	0	0	0	8	0	0
182 McKenna, Sean	RW	5	0	1	1	0	0	0	252 Prajsler, Petr	D	4	0	0	0	0	0	0
183 Rota, Randy	LW	5	0	1	1	0	0	0	253 Stauber, Robb	G	4	0	0	0	0	0	0
184 Guay, Paul	RW	6	0	1	1	8	0	0	254 Thompson, Brent	D	4	0	0	0	4	0	0
185 Desjardins, Gerry	G	9	0	1	1	0	0	0	255 Bylsma, Dan	LW	5	0	0	0	0	0	0
186 Baumgartner, Ken	LW	10	0	1	1	36	0	0	256 Ellerby, Keaton	D	5	0	0	0	0	0	0
187 Halkidis, Bob	D	11	0	1	1	8	0	0	257 Grimson, Stu	LW	5	0	0	0	4	0	0
188 Visnovsky, Lubomir	D	12	0	1	1	0	0	0	258 Hammond, Ken	D	5	0	0	0	8	0	0
189 Regehr, Robyn	D	18	0	1	1	6	0	0	259 Ledyard, Grant	D	5	0	0	0	10	0	0
190 Miller, Aaron	D	20	0	1	1	6	0	0	260 Sawchuk, Terry	G	5	0	0	0	0	0	0
191 Quick, Jonathan	G	50	0	1	1	14	0	0	261 Storr, Jamie	G	5	0	0	0	0	0	0
192 Hrudey, Kelly	G	57	0	1	1	4	0	0	262 Ahola, Peter	D	6	0	0	0	2	0	0
193 Bernier, Jonathan	G	1	0	0	0	0	0	0	263 Halpern, Jeff	C	6	0	0	0	4	0	0
194 Clippingdale, Steve	LW	1	0	0	0	0	0	0	264 Lijja, Andreas	D	6	0	0	0	6	0	0
195 Eliot, Darren	G	1	0	0	0	0	0	0	265 Melanson, Roland	G	6	0	0	0	4	0	0
196 English, John	D	1	0	0	0	0	0	0	266 Parse, Scott	LW	6	0	0	0	0	0	0
197 Ernsberg, Erik	G	1	0	0	0	0	0	0	267 Fiset, Stephane	G	7	0	0	0	0	0	0
198 Germain, Eric	D	1	0	0	0	4	0	0	268 Healy, Glenn	G	7	0	0	0	6	0	0
199 Gibbs, Barry	D	1	0	0	0	0	0	0	269 Smith, Brian	LW	7	0	0	0	0	0	0
200 Ivanans, Raitis	LW	1	0	0	0	0	0	0	270 Harper, Terry	D	8	0	0	0	18	0	0
201 Lemieux, Jacques	D	1	0	0	0	0	0	0	271 Maloney, Dan	LW	8	0	0	0	4	0	0
202 Loach, Lonnie	LW	1	0	0	0	0	0	0	272 Rutledge, Wayne	G	8	0	0	0	4	0	0
203 Makela, Mikko	RW	1	0	0	0	0	0	0	273 Kelly, Steve	C	9	0	0	0	2	0	0
204 Martin, Rick	LW	1	0	0	0	0	0	0	274 DeMarco, Ab	D	10	0	0	0	13	0	0
205 Moller, Oscar	RW	1	0	0	0	0	0	0	275 Duguay, Ron	RW	13	0	0	0	6	0	0
206 Mulhern, Richard	D	1	0	0	0	0	0	0	276 Potvin, Felix	G	20	0	0	0	0	0	0
207 Pearson, Tanner*	LW	1	0	0	0	0	0	0	277 Vachon, Rogie	G	25	0	0	0	2	0	0
208 Phair, Lyle	LW	1	0	0	0	0	0	0									
209 Potvin, Marc	RW	1	0	0	0	0	0	0									
210 Rutherford, Jim	G	1	0	0	0	0	0	0									

* Appeared only in Kings postseason games

* Appeared only in Kings postseason games

KINGS ALL-TIME PLAYOFF GOALTENDING

No.	GOALIE	GP	MIN	GA	SO	EN	SA	S%	GAA	W-L	G	A	PIM
1	Hrudey, Kelly	57	3,519	207	0	4	1,773	.883	3.53	26-30	0	1	4
2	Quick, Jonathan	50	3,077	104	7	3	1,466	.929	2.03	29-21	0	1	14
3	Vachon, Rogie	25	1,517	78	1	3	714	.891	3.09	9-16	0	0	2
4	Potvin, Felix	20	1,229	48	3	2	562	.915	2.34	10-10	0	0	0
5	Lessard, Mario	20	1,136	83	0	1	624	.867	4.38	6-12	0	2	4
6	Desjardins, Gerry	9	431	28	0	0	201	.861	3.90	3-4	0	1	0
7	Rutledge, Wayne	8	378	20	0	1	188	.894	3.17	2-4	0	0	4
8	Healy, Glenn	7	335	26	0	1	186	.860	4.66	1-4	0	0	6
9	Fiset, Stephane	7	293	17	0	2	159	.893	3.48	0-5	0	0	0
10	Melanson, Roland	6	320	33	0	1	204	.838	6.19	1-5	0	0	4
11	Sawchuk, Terry	5	280	18	1	0	137	.869	3.86	2-3	0	0	0
12	Storr, Jamie	5	181	11	0	1	102	.892	3.65	0-3	0	0	0
13	Stauber, Robb	4	240	16	0	0	157	.898	4.00	3-1	0	0	0
14	Janecyk, Bob	3	184	10	0	1	100	.900	3.26	0-3	0	0	0
15	Edwards, Gary	3	180	10	0	0	93	.892	3.33	2-1	0	0	0
16	Keans, Doug	3	72	8	0	0	25	.680	6.67	0-2	0	0	0
17	Gosselin, Mario	3	62	3	0	1	22	.864	2.89	0-2	0	0	0
18	Eliot, Darren	1	40	7	0	0	29	.759	10.50	0-0	0	0	0
19	Scott, Ron	1	32	4	0	0	10	.600	7.50	0-0	0	0	0
20	Rutherford, Jim	1	20	2	0	0	8	.867	6.00	0-0	0	0	0
21	Simmons, Gary	1	20	1	0	0	7	.857	3.00	0-0	0	0	0
22	Ersberg, Erik	1	12	2	0	0	4	.500	9.23	0-0	0	0	0

KINGS ALL-TIME TOP FIVE IN PLAYOFFS

GAMES PLAYED			GOALS			ASSISTS		
No.	Player	Total	No.	Player	Total	No.	Player	Total
1	Luc Robitaille	94	1	Luc Robitaille	41	1	Wayne Gretzky	65
2	Dave Taylor	92	2	Wayne Gretzky	29	2	Luc Robitaille	48
3	Marty McSorley	63	3	Dave Taylor	26	3	Dave Taylor	33
4	Wayne Gretzky	60	4	Marcel Dionne	20	4	Tomas Sandstrom	28
5	Two Tied	57	5	Tomas Sandstrom	17	5	Steve Duchesne	26
POINTS			PENALTY MINUTES			PPG'S		
No.	Player	Total	No.	Player	Total	No.	Player	Total
1	Wayne Gretzky	94	1	Marty McSorley	190	1	Luc Robitaille	14
2	Luc Robitaille	89	2	Dave Taylor	149	2	Marcel Dionne	10
3	Dave Taylor	59	3	Luc Robitaille	126	3	Dave Taylor	10
4	Tomas Sandstrom	45	4	Jay Wells	110	4	Wayne Gretzky	8
5	Marcel Dionne	43	5	Jay Miller	102	5	Chris Kontos	7
SHG'S			PLUS/MINUS			GWG'S		
No.	Player	Total	No.	Player	Total	No.	Player	Total
1	Dustin Brown	2	1	Anze Kopitar	13	1	Luc Robitaille	9
	Anze Kopitar	2		Rob Scuderi	13	2	Wayne Gretzky	5
	Wayne Gretzky	2	3	Slava Voynov	10	3	Slava Voynov	4
	Jari Kurri	2	4	Four Tied	8		Butch Goring	4
	Dave Taylor	2				5	Five Tied	3
DEFENSEMAN GP			DEFENSEMAN GOALS			DEFENSEMAN ASSISTS		
No.	Player	Total	No.	Player	Total	No.	Player	Total
1	Marty McSorley	63	1	Steve Duchesne	13	1	Steve Duchesne	26
2	Rob Blake	57	2	Drew Doughty	11	2	Drew Doughty	21
3	Drew Doughty	50	3	Rob Blake	8	3	Rob Blake	16
	Rob Scuderi	50	4	Slava Voynov	7	4	Jack Johnson	11
	Tim Watters	50	5	Marty McSorley	6		Marty McSorley	11
DEFENSEMAN PTS			DEFENSEMAN PIM			DEFENSEMAN PPG'S		
No.	Player	Total	No.	Player	Total	No.	Player	Total
1	Steve Duchesne	39	1	Marty McSorley	190	1	Steve Duchesne	6
2	Drew Doughty	32	2	Jay Wells	110	2	Drew Doughty	5
3	Rob Blake	24	3	Rob Blake	98	3	Rob Blake	3
4	Marty McSorley	17	4	Jerry Korab	70		Marty McSorley	3
5	Slava Voynov	16	5	Dave Hutchison	68		Paul Coffey	3
DEFENSEMAN SHG'S			DEFENSEMAN +/-			DEFENSEMAN GWG'S		
No.	Player	Total	No.	Player	Total	No.	Player	Total
1	Matt Greene	1	1	Rob Scuderi	13	1	Slava Voynov	4
	Rob Bake	1	2	Slava Voynov	10	2	11 Tied	1
				Willie Mitchell	8			
				Charlie Huddy	7			
				Larry Robinson	7			
GOALIE GP			GOALIE WINS			GOALIE SHUTOUTS		
No.	Player	Total	No.	Player	Total	No.	Player	Total
1	Kelly Hrudey	57	1	Jonathan Quick	29	1	Jonathan Quick	7
2	Jonathan Quick	50	2	Kelly Hrudey	26	2	Felix Potvin	3
3	Rogie Vachon	25	3	Felix Potvin	10	3	Rogie Vachon	1
4	Felix Potvin	20	4	Rogie Vachon	9		Terry Sawchuk	1
	Mario Lessard	20	5	Mario Lessard	6			
GOALIE GAA*			GOALIE SAVE PCT*					
No.	Player	Total	No.	Player	Total			
1	Jonathan Quick	2.03	1	Jonathan Quick	.929			
2	Felix Potvin	2.34	2	Felix Potvin	.915			
3	Rogie Vachon	3.09	3	Wayne Rutledge	.894			
4	Wayne Rutledge	3.17	4	Stephane Fiset	.893			
5	Stephane Fiset	3.48	5	Jamie Storr	.892			

*Minimum 5 games

KINGS ALL-TIME PLAYOFF SEASON BESTS

GAMES PLAYED				GOALS				ASSISTS			
No.	Player	Total	Season	No.	Player	Total	Season	No.	Player	Total	Season
1	10 tied	24	1993	1	Wayne Gretzky	15	1993	1	Wayne Gretzky	25	1993
				2	Luc Robitaille	12	1991	2	Tomas Sandstrom	17	1993
				3	Jari Kurri	9	1993		Wayne Gretzky	17	1989
					Luc Robitaille	9	1993	4	Luc Robitaille	13	1993
					Chris Kontos	9	1989	5	Three Tied	12	
POINTS				PENALTY MINUTES				PPG'S			
No.	Player	Total	Season	No.	Player	Total	Season	No.	Player	Total	Season
1	Wayne Gretzky	40	1993	1	Jay Miller	63	1989	1	Chris Kontos	6	1989
2	Tomas Sandstrom	25	1993	2	Marty McSorley	60	1993	2	Luc Robitaille	5	1991
3	Luc Robitaille	22	1993	3	Marty McSorley	58	1991	3	Four Tied	4	
	Wayne Gretzky	22	1989	4	Tony Granato	50	1993				
5	Two Tied	20		5	Rob Blake	46	1993				
SHG'S				PLUS/MINUS				GWG'S			
No.	Player	Total	Season	No.	Player	Total	Season	No.	Player	Total	Season
1	Dustin Brown	2	2012	1	Dustin Brown	16	2012	1	Slava Voynov	4	2013
	Anze Kopitar	2	2012		Anze Kopitar	16	2012	2	Dustin Brown	3	2012
	Jari Kurri	2	1993	3	Drew Doughty	11	2012		Jeff Carter	3	2012
	Dave Taylor	2	1993	4	Five Tied	9			Wayne Gretzky	3	1993
5	12 Tied	1						5	13 Tied	2	
DEFENSEMAN GP				DEFENSEMAN GOALS				DEFENSEMAN ASSISTS			
No.	Player	Total	Season	No.	Player	Total	Season	No.	Player	Total	Season
1	Marty McSorley	24	1993	1	Slava Voynov	6	2013	1	Drew Doughty	12	2012
	Darryl Sydor	24	1993	2	Six Tied	4		2	Mathieu Schneider	9	2001
	Alexei Zhitnik	24	1993						Alexei Zhitnik	9	1993
4	Rob Blake	23	1993						Steve Duchesne	9	1990
	Charlie Huddy	23	1993					5	Three Tied	8	
DEFENSEMAN PTS				DEFENSEMAN PIM				DEFENSEMAN PPG'S			
No.	Player	Total	Season	No.	Player	Total	Season	No.	Player	Total	Season
1	Drew Doughty	16	2012	1	Marty McSorley	60	1993	1	Paul Coffey	3	1992
2	Slava Voynov	13	2013	2	Marty McSorley	58	1991	2	Six Tied	2	
3	Alexei Zhitnik	12	1993	3	Rob Blake	46	1993				
	Steve Duchesne	12	1991	4	Jay Wells	41	1982				
5	Two Tied	11		5	Brent Hughes	37	1969				
DEFENSEMAN SHG'S				DEFENSEMAN +/-				DEFENSEMAN GWG'S			
No.	Player	Total	Season	No.	Player	Total	Season	No.	Player	Total	Season
1	Matt Greene	1	2012	1	Drew Doughty	11	2012	1	Slava Voynov	4	2013
	Rob Blake	1	1993	2	Five Tied	9		2	11 Tied	1	
GOALIE GP				GOALIE WINS				GOALIE SHUTOUTS			
No.	Player	Total	Season	No.	Player	Total	Season	No.	Player	Total	Season
1	Jonathan Quick	20	2012	1	Jonathan Quick	16	2012	1	Jonathan Quick	3	2013
	Kelly Hrudey	20	1993	2	Kelly Hrudey	10	1993		Jonathan Quick	3	2012
3	Jonathan Quick	18	2013	3	Jonathan Quick	9	2013	3	Felix Potvin	2	2001
4	Felix Potvin	13	2001	4	Felix Potvin	7	2001	4	Four Tied	1	
5	Kelly Hrudey	12	1991	5	Kelly Hrudey	6	1991				
GOALIE GAA*				GOALIE SAVE PCT*							
No.	Player	Total	Season	No.	Player	Total	Season				
1	Jonathan Quick	1.41	2012	1	Jonathan Quick	.946^	2012				
2	Rogie Vachon	1.75	1974	2	Jonathan Quick	.934	2013				
3	Jonathan Quick	1.86	2013	3	Rogie Vachon	.929	1974				
4	Felix Potvin	2.16	2002	4	Felix Potvin	.925	2002				
5	Rogie Vachon	2.33	1976	5	Jonathan Quick	.913	2011				

* Minimum 4 games

^Tied NHL Record

KINGS ALL-TIME PLAYOFF HAT TRICKS

1974	1. Tommy Williams, 4/14/74 vs. CHI
1976	2. Marcel Dionne, 4/15/76 vs. BOS
1977	3. Butch Goring, 4/9/77 vs. ATL
1989	4. Chris Kontos, 4/6/89 vs. EDM
1990	5. Tony Granato, 4/10/90 vs. CGY
	6. Tomas Sandstrom, 4/10/90 vs. CGY
	7. Dave Taylor, 4/10/90 vs. CGY
1991	8. Luc Robitaille, 4/26/91 vs. EDM
1993	9. Wayne Gretzky, 5/29/93 at TOR
2012	10. Jeff Carter , 5/15/12 at PHX

KINGS ALL-TIME PLAYOFF HAT TRICKS AGAINST

1969	1. Gordon "Red" Berenson, 4/15/69 at STL
1977	2. Bobby Schmautz, 4/11/77 at BOS
1978	3. George Ferguson, 4/11/78 at TOR
1980	4. Bryan Trottier, 4/8/80 at NYI
1987	5. Jari Kurri, 4/9/87 at EDM*
1988	6. Hakan Loob, 4/10/88 at CGY
1991	7. Geoff Courtnall, 4/4/91 vs. VAN
1992	8. Esa Tikkanen, 4/26/92 vs. EDM
1993	9. Wendel Clark, 5/27/93 vs. TOR
	10. Eric Desjardins, 6/3/93 at MTL

*Four-goal game

KINGS ALL-TIME PLAYOFF SHUTOUTS

1968	1. Terry Sawchuk, 4/6/68 (2-0 vs. MIN), 18 saves
1976	2. Rogie Vachon, 4/8/76 (1-0 at ATL), 27 saves
2001	3. Felix Potvin, 5/4/01 (1-0 at COL), 20 saves
	4. Felix Potvin, 5/6/01 (1-0 vs. COL 2OT), 33 saves
2002	5. Felix Potvin, 4/25/02 (1-0 at COL OT), 26 saves
2011	6. Jonathan Quick , 4/16/11 (4-0 at SJ), 34 saves
2012	7. Jonathan Quick , 4/15/12 (1-0 vs. VAN), 41 saves
	8. Jonathan Quick , 5/15/12 (4-0 at PHX), 24 saves
	9. Jonathan Quick , 6/4/12 (4-0 vs. NJ), 22 saves
2013	10. Jonathan Quick , 5/4/13 (1-0 vs. STL), 30 saves
	11. Jonathan Quick , 5/14/13 (2-0 vs. SJ), 35 saves
	12. Jonathan Quick , 5/23/13 (3-0 vs. SJ), 24 saves

KINGS ALL-TIME PLAYOFF SHUTOUTS AGAINST

1969	1. Jacques Plante, 4/15/69 (0-4 at STL), 30 saves
1974	2. Tony Esposito, 4/13/74 (0-1 vs. CHI), 32 saves
	3. Tony Esposito, 4/16/74 (0-1 at CHI), 18 saves
1976	4. Gilles Gilbert, 4/11/76 (0-4 at BOS), 21 saves
	5. Gerry Cheevers, 4/17/76 (0-3 vs. BOS), 27 saves
	6. Gilles Gilbert, 4/25/76 (0-3 at BOS), 15 saves
1977	7. Mike Palmateer, 4/13/77 (0-4 vs. TOR), 21 saves
1980	8. Billy Smith, 4/12/80 (0-4 vs. NYI), 20 saves
1989	9. Grant Fuhr, 4/8/89 (0-4 at EDM), 26 saves
1990	10. Bill Ranford, 4/18/90 (0-7 at EDM), 25 saves
1992	11. Bill Ranford, 4/28/92 (0-3 at EDM), 26 saves
2000	12. Chris Osgood, 4/13/00 (0-3 at DET), 19 saves
	12. Chris Osgood, 4/19/00 (0-3 vs. DET), 25 saves
2001	14. Chris Osgood, 4/14/01 (0-4 at DET), 20 saves
	15. Patrick Roy, 4/28/01 (0-2 at COL), 20 saves
	16. Patrick Roy, 5/2/01 (0-3 at COL), 21 saves
2002	17. Patrick Roy, 4/23/02 (0-1 vs. COL), 32 saves
	18. Patrick Roy, 4/29/02 (0-4 at COL), 23 saves
2012	19. Mike Smith, 5/20/12 (0-2 vs. PHX), 36 saves

KINGS ALL-TIME PLAYOFF PENALTY SHOTS - FOR

1991	Duchesne, 4/10/91 (vs. Kirk McLean at VAN), MADE
2012	D. Brown , 4/18/12 (vs. Cory Schneider vs. VAN), MISS

KINGS ALL-TIME PLAYOFF PENALTY SHOTS - AGAINST

1968	Wayne Connelly, 4/9/68 (vs. Sawchuk at MIN), MADE*
1990	Al MacInnis, 4/4/90 (vs. Hruby at CGY), MADE

*First successful penalty shot in NHL postseason history (7th attempt).

ALL-TIME PLAYOFF GAME-WINNING GOALS SCORED BY KINGS

1968	Joyal, MacDonald, White
1969	Cahan, Flett, Irvine, MacDonald
1974	Widing
1975	M. Murphy
1976	Goring (2), Berry, Kozak, Nevin
1977	Goring (2), Dionne, Murdoch
1980	St. Laurent
1981	Hopkins
1982	Bozek, Evans, Nicholls, Simmer
1987	D. Williams
1988	L. Robitaille
1989	Kontos, Nicholls, L. Robitaille, Wiemer
1990	Granato (2), Krushelnyski, L. Robitaille
1991	Gretzky (2), L. Robitaille (2), B. Jones, Dave Taylor
1992	Huddy, L. Robitaille
1993	Gretzky (3), L. Robitaille (2), Rychel (2), Sandstrom (2), Granato, McSorley, Shuchuk, Zhitnik
2001	Deadmarsh (2), E. Belanger, G. Murray, Modry, L. Robitaille, Stumpel
2002	J. Allison, Chartrand, C. Johnson
2010	Kopitar , Richardson
2011	Clifford , Jack Johnson
2012	D. Brown (3), J. Carter (3), King (2), Penner (2), Stoll (2), Greene , Kopitar , Martinez , Richards
2013	Voynov (4), J. Williams (2), Kopitar , Lewis , Penner

All-Time Leaders: L. Robitaille (9), Gretzky (5), Goring (4), **Voynov** (4)

ALL-TIME PLAYOFF POWER PLAY GOALS SCORED BY KINGS (178)

L. Robitaille (14), Dionne (10), Dave Taylor (10), Gretzky (8), Kontos (7), Duchesne (6), **D. Brown** (5), **J. Carter** (5), **Doughty** (5), Nicholls (5), Sandstrom (5), Goring (4), Joyal (4), M. Murphy (4), R. Blake (3), Carson (3), Coffey (3), Granato (3), Handzus (3), Kurri (3), **T. Lewis** (3), McSorley (3), **Richards** (3), Simmer (3), **J. Williams** (3), Bozek (2), **Kopitar** (2), L. Murphy (2), Modin (2), Sargent (2), Stoll (2), Stumpel (2), Sydor (2), T. Williams (2), Zhitnik (2), Apps Jr., Carr, Croteau, Degray, Elik, Evans, Fenton, Flett, Fox, Hardy, H. Hughes, Irvine, Jack Johnson, J.P. Kelly, Kozak, Krushelnyski, R. Lemieux, MacDonald, Menard, **Mitchell**, Modry, Murdoch, G. Murray, Perreault, Schultz, Doug Smith, Smolinski, Terrion, Thomas, **Toffoli**, Tonelli, Venasky, Wells.

ALL-TIME PLAYOFF SHORT-HANDED GOALS SCORED BY KINGS (20)

D. Brown (2), Gretzky (2), **Kopitar** (2), Kurri (2), Dave Taylor (2), M. Allison, R. Blake, Bonar, Campbell, Granato, **Greene**, Kasper, **King**, M. Murphy, St. Laurent.

KINGS ALL-TIME PLAYOFF RECORDS – TEAM

TEAM

Most Consecutive Playoff Appearances 9 years	1974-1982
Longest Playoff Winning Streak 8	4/22-5/15/12
Longest Playoff Home Winning Streak 9	6/11/12-6/4/13
Longest Playoff Home Winning Streak 8 (one playoff year)	5/4-6/4/13
Longest Playoff Road Winning Streak 12	4/16/11-6/2/12 – NHL Record
Longest Playoff Road Winning Streak 10 (one playoff year)	4/11-6/2/12 – NHL Record
Longest Playoff Losing Streak 14	6/3/93-4/14/01
Longest Playoff Home Losing Streak 6	6/5/93-4/19/00
Longest Playoff Road Losing Streak 8	6/3/93-4/14/01
Longest Overtime Goal For 26:31	Gary Shuchuk vs. VAN, 5/11/93
Longest Overtime Goal Against 31:40	Patrick Kane, CHI, 6/8/13
Shortest Overtime Goal For :19	Ted Irvine vs. OAK, 4/2/69
Shortest Overtime Goal Against :34	John LeClair, MTL, 6/5/93
Fastest Goal, Start Of Game :06	4/17/77 vs. BOS, Don Kozak – NHL Record
Fastest Two Goals :11	4/22/90 vs. EDM (1st Period), Larry Robinson at 19:20 and Todd Elik at 19:31
Fastest Three Goals 1:56	5/13/93 vs. VAN (2nd Period), Jari Kurri at 15:48, Tomas Sandstrom at 16:05 and Warren Rychel at 17:44
Fastest Four Goals 5:17	4/10/90 vs. CGY (1st Period), Dave Taylor at 6:38, Tony Granato at 8:25, Tomas Sandstrom at 11:06 and Dave Taylor at 11:55
Fastest Five Goals 13:04	5/7/93 vs. VAN (2nd and 3rd Periods), Warren Rychel at 19:09, Luc Robitaille at 4:41, Jari Kurri at 6:46, Wayne Gretzky at 9:03 and Tomas Sandstrom at 12:13
Fastest Two Goals Against :11	4/21/77 vs. BOS (1st Period), Stan Jonathan at 7:35 and Rick Middleton at 7:46
Fastest Three Goals Against 2:00	4/27/98 vs. STL (3rd Period), Pascal Rheaume at 9:59, Brett Hull at 11:03 and Pierre Turgeon at 11:59
Fastest Four Goals Against 3:07	4/27/98 vs. STL (3rd Period), Pascal Rheaume at 9:59, Brett Hull at 11:03, Pierre Turgeon at 11:59 and Terry Yake at 13:06
Fastest Five Goals Against 7:27	4/18/68 vs. MIN (2nd Period), Milan Marcetta at 8:45, Parker MacDonald at 11:58, Milan Marcetta at 12:49, Dave Balon at 15:48 and Andre Boudrias at 16:12
Most Hat Tricks, One Game 3	4/10/90 vs. CGY, (12-4 win) (NHL Record) Tony Granato (3-2=5), Tomas Sandstrom (3-2=5), Dave Taylor (3-1=4)

PLAYOFF YEAR

Most Games 24	1993 vs. CGY, VAN, TOR and MTL
Most Games, Home 11	1993 vs. CGY, VAN, TOR and MTL
Most Games, Road 13	1993 vs. CGY, VAN, TOR and MTL
Most Overtime Games 6	1993 (1 vs. VAN, 2 vs. TOR, 3 vs. MTL), 1991 (2 vs. VAN, 4 vs. EDM)
Most Overtime Games, Home 3	4x's, Last: 2001 (2 vs. DET, 1 vs. COL)
Most Overtime Games, Road 4	2x's, Last: 203 (2 at STL, 1 at SJ, 1 at CHI)
Most Wins 16	2012
Most Wins, Home 8	2013
Most Wins, Road 10	2012 – Ties NHL Record
Most Losses 11	1993
Most Losses, Home 5	1993
Most Losses, Road 8	2013
Most Goals 93	1993 (24 games)

TEAM - PLAYOFF YEAR continued

Fewest Goals 2	1979 (2 games)
Most Goals Against 91	1993 (24 games)
Fewest Goals Against 7	1975 (3 games)
Most Power-Play Goals 22	1993 (24 games)
Most Power-Play Goals Against 26	1993 (24 games)
Most Short-Handed Goals 6	1993 (24 games)
Most Short-Handed Goals Against 3	1993 (24 games), 1990 (10 games), 1988 (5 games) and 1982 (10 games)

SERIES

Most Goals, Best-of-7 Series 33	1993 vs. CGY (6 games)
Best-of-5 Series 27	1982 vs. EDM (5 games)
Best-of-3 Series 11	1977 vs. ATL (3 games)
Most Goals Against, Best-of-7 Series 32	1987 vs. EDM (5 games)
Best-of-5 Series 23	1982 vs. EDM (5 games), 1981 vs. NYR (4 games)
Best-of-3 Series 11	1978 vs. TOR (2 games)
Fewest Goals, Best-of-7 Series 5	1969 vs. STL (4 games)
Best-of-5 Series 7	1985 vs. EDM (3 games)
Best-of-3 Series 2	1979 vs. NYR (2 games)
Fewest Goals Against, Best-of-7 Series 6	2012 vs. STL (4 games)
Best-of-5 Series 11	1985 vs. EDM (3 games)
Best-of-3 Series 1	1976 vs. ATL (2 games)
Most Goals, Both Teams, Best-of-7 Series 61	1993 vs. CGY (Kings 33, CGY 28)
Best-of-5 Series 50	1982 vs. EDM (Kings 27, EDM 23)
Best-of-3 Series 18	1977 vs. ATL (Kings 11, ATL 7)
Fewest Goals, Both Teams, Best-of-7 Series 17	1974 vs. CHI (Kings 7, CHI 10)
Best-of-5 Series 18	1985 vs. EDM (Kings 7, EDM 11)
Best-of-3 Series 4	1976 vs. ATL (Kings 3, ATL 1)
Most PPG, Best-of-7 Series 11	1989 vs. EDM
Best-of-5 Series 8	1982 vs. EDM
Best-of-3 Series 3	1977 vs. ATL
Most PPG Against, Best-of-7 Series 11	1976 vs. BOS
Best-of-5 Series 4	1982 vs. EDM
Best-of-3 Series 3	1979 vs. NYR
Most PPG, Both Teams, Best-of-7 Series 17	1989 vs. EDM (Kings 11, EDM, 6)
Best-of-5 Series 12	1982 vs. EDM (Kings 8, EDM 4)
Best-of-3 Series 5	1979 vs. NYR (Kings 2, NYR 3), 1977 vs. ATL (Kings 3, ATL 2)
Most Short-Handed Goals 3	1993 vs. TOR
Most Short-Handed Goals Against 3	1993 vs. CGY, 1988 vs. CGY, 1982 vs. EDM
Most Short-Handed Goals, Both Teams 4	1993 vs. CGY (Kings 1, CGY 3), 1980 vs. NYI (Kings 2, NYI 2)
Most Overtime Games 4	1991 vs. EDM (Kings were 1-3)
Most Overtime Games, Home 2	2011 vs. SJ (Kings were 0-2), 2001 vs. DET (Kings were 2-0), 1993 vs. MTL (Kings were 0-2), 1991 vs. EDM (Kings were 1-1), 1990 vs. CGY (Kings were 2-0)
Most Overtime Games, Road 2	2013 vs. STL (Kings were 1-1), 2012 vs. NJ (Kings were 2-0), 2010 vs. VAN (Kings were 1-1), 1991 vs. EDM (Kings were 0-2)
Most Penalty Minutes 193	1988 vs. CGY
Most Penalty Minutes, Opponent 180	1988 vs. CGY
Most Penalty Minutes, Both Teams 373	1988 vs. CGY
Most Penalties 68	1988 vs. CGY
Most Penalties, Opponent 69	1988 vs. CGY
Most Penalties, Both Teams 137	1988 vs. CGY

KINGS ALL-TIME PLAYOFF RECORDS – TEAM

GAME

Most Goals.	12	4/10/90 vs. CGY (Kings 12, CGY 4)
Most Goals, Home.	12	4/10/90 vs. CGY (Kings 12, CGY 4)
Most Goals, Road.	10	4/7/82 at EDM (Kings 10, EDM 8)
Most Goals Against.	13	4/9/87 at EDM (Kings 3, EDM 13) – NHL Record
Most Goals Against, Home.	9	4/18/68 vs. MIN (Kings 4, MIN 9)
Most Goals Against, Road.	13	4/9/97 at EDM (Kings 3, EDM 13) – NHL Record
Most Goals, Both Teams.	18	4/7/82 at EDM (Kings 10, EDM 8) – NHL Record
Most Goals, Both Teams, Home.	16	4/10/90 vs. CGY (Kings 12, CGY 4)
Most Goals, Both Teams, Road.	18	4/7/82 at EDM (Kings 10, EDM 8) – NHL Record
Most PPG.	4	5/27/93 vs. TOR (Kings 4-for-5), 4/7/82 at EDM
Most PPG, Home.	4	5/27/93 vs. TOR (Kings 4-for-5)
Most PPG, Road.	4	4/7/82 at EDM
Most PPG Against.	5	4/9/87 at EDM (Oilers 5-for-7)
Most PPG Against, Home.	4	4/27/98 vs. STL (Blues 4-for-12)
Most PPG Against, Road.	5	4/9/87 at EDM (Oilers 5-for-7)
Most PPG, Both Teams.	7	4/9/87 at EDM (Kings 2-for-3, Oilers 5-for-7)
Most PPG, Both Teams, Home.	6	4/20/92 vs. EDM (Kings 3-for-8, Oilers 3-for-6)
Most PPG, Both Teams, Road.	7	4/9/87 at EDM (Kings 2-for-3, Oilers 5-for-7)
Most Power Play Chances.	13	4/9/88 vs. CGY (Kings 3-for-13)
Most Power Play Chances Against.	12	4/27/98 vs. STL (Blues 4-for-12)
Most Short-Handed Goals.	2	4/13/12 at VAN (Dustin Brown twice), 5/21/93 vs. TOR (Jari Kurri and Dave Taylor), 4/9/80 at NYI (Mike Murphy and Andre St. Laurent)
Most Short-Handed Goals Against.	2	4/6/90 at CGY (Joe Mullen and Dana Murzyn), 4/10/82 vs. EDM (Wayne Gretzky and Lee Fogolin), 4/8/80 at NYI (Bryan Trottier twice)
Most Shots, Regulation Game.	50	5/13/93 vs. VAN (Kings 5, VAN 3)
Most Shots, Overtime Game.	52	4/10/82 vs. EDM (Kings 6, EDM 5 OT)
Most Shots Against, Regulation Game.	52	4/23/11 at SJ (Kings 3, SJ 1) 4/20/89 at CGY (Kings 3, CGY 8)
Most Shots Against, Overtime Game.	47	4/18/89 at CGY (Kings 3, CGY 4 OT)
Fewest Shots.	14	4/9/87 at EDM (Kings 3, EDM 13)
Fewest Shots Against.	10	4/13/74 vs. CHI (Kings 0, CHI 1)
Most Penalties.	28	4/9/81 vs. NYR
Most Penalties, Opponent.	31	4/9/81 vs. NYR
Most Penalties, Both Teams.	59	4/9/81 vs. NYR
Most Penalty Minutes.	125	4/9/81 vs. NYR
Most Penalty Minutes, Opponent.	142	4/9/81 vs. NYR
Most Penalty Minutes, Both Teams.	267	4/9/81 vs. NYR
Fewest Penalties.	1	2x's, Last: 5/10/13 vs. STL
Fewest Penalties, Opponent.	0	4/21/01 at DET
Fewest Penalties, Both Teams.	2	2x's, Last: 5/10/13 vs. STL
Fewest Penalty Minutes.	2	2x's, Last: 5/10/13 vs. STL
Fewest Penalty Minutes, Opponent.	0	4/21/01 at DET
Fewest Penalty Minutes Against, Both Teams.	4	2x's, Last: 5/10/13 vs. STL

KINGS ALL-TIME PLAYOFF RECORDS – TEAM

PERIOD

Most Goals.	5	5/7/93 vs. VAN (3rd Period), 4/10/90 vs. CGY (2nd Period), 4/10/82 vs. EDM (3rd Period)
Most Goals Against.	6	4/9/87 at EDM (1st Period)
Most Goals, Both Teams.	9	4/10/90 vs. CGY (2nd Period) – Kings 5 goals, Flames 4 goals – Ties NHL Record
Most PPG.	3	6/11/12 vs. NJ (1st Period), Dustin Brown , Jeff Carter and Trevor Lewis 5/27/93 vs. TOR (2nd Period), Marty McSorley, Darryl Sydor and Luc Robitaille
Most PPG Against.	4	4/27/98 vs. STL (3rd Period), Pascal Rheaume, Brett Hull, Pierre Turgeon and Terry Yake
Most Short-Handed Goals.	2	4/9/80 at NYI (1st Period), Mike Murphy and Andre St. Laurent – Ties NHL Record
Most Short-Handed Goals Against.	2	4/8/80 at NYI (2nd Period), Bryan Trottier twice – Ties NHL Record
Most Shots.	21	4/15/00 vs. DET (1st Period), 5/13/93 vs. VAN (1st and 2nd Periods)
Most Shots Against.	23	4/13/12 at VAN (3rd Period)
Fewest Shots.	1	4/22/02 vs. COL (3rd Period), 5/17/93 at TOR (3rd Period)
Fewest Shots Against.	1	4/22/90 vs. EDM (1st Period), 4/13/74 vs. CHI (2nd Period)
Most Penalties.	19	4/9/81 vs. NYR (1st Period)
Most Penalties, Opponent.	24	4/9/81 vs. NYR (1st Period) – NHL Record
Most Penalties, Both Teams.	43	4/9/81 vs. NYR (1st Period) – NHL Record
Most Penalty Minutes.	104	4/9/81 vs. NYR (1st Period)
Most Penalty Minutes, Opponent.	125	4/9/81 vs. NYR (1st Period) – NHL Record
Most Penalty Minutes, Both Teams.	229	4/9/81 vs. NYR (1st Period)



KINGS ALL-TIME PLAYOFF RECORDS - INDIVIDUAL

PLAYOFF YEAR

Most Points	40	Wayne Gretzky, 1993 (15-25=40)
Most Points, Defenseman	16	Drew Doughty , 2012 (4-12=16)
Most Points, Rookie	13	Warren Rychel, 1993 (6-7=13); Daryl Evans, 1982 (5-8=13)
Longest Consecutive Point Streak	12	Wayne Gretzky, 4/27-5/23/93 (9-16=25)
Most Goals	15	Wayne Gretzky, 1993
Most Goals, Defenseman	6	Slava Voynov , 2013
Most Goals, Rookie	6	Warren Rychel, 1993
Longest Consecutive Goal Streak	5	Chris Kontos, 4/9-4/18/89 (5g)
Most Power-Play Goals	6	Chris Kontos, 1989
Most Short-Handed Points	5	Dustin Brown , 2012 (2-3=5)
Most Short-Handed Goals	2	Dustin Brown , 2012; Anze Kopitar , 2012; Jari Kurri, 1993; Dave Taylor, 1993
Most Short-Handed Assists	3	Dustin Brown , 2012
Most Game-Winning Goals	4	Slava Voynov , 2013
Most Assists	25	Wayne Gretzky, 1993
Most Assists, Defenseman	12	Drew Doughty , 2012
Most Assists, Rookie	9	Alexei Zhitnik, 1993; Todd Elik, 1990
Longest Consecutive Assist Streak	8	Wayne Gretzky, 4/9-4/22/89 (14a)
Most Penalty Minutes	63	Jay Miller, 1989
Most Games, Goaltender	20	Jonathan Quick , 2012 (16-4); Kelly Hradey, 1993 (10-10)
Most Wins, Goaltender	16	Jonathan Quick , 2012 – Ties NHL Record
Most Shutouts, Goaltender	3	Jonathan Quick , 2013; Jonathan Quick , 2012
Longest Shutout Streak	169:13	Felix Potvin, 2001 vs. COL

SERIES

Most Points	13	Wayne Gretzky, 1993 vs. VAN (6-7=13); Wayne Gretzky, 1989 vs. EDM (4-9=13)
Most Points, Opponent	14	Wayne Gretzky, 1987 vs. EDM (1-13=14)
Most Points, Defenseman	8	Steve Duchesne, 1990 vs. CGY (2-6=8)
Most Points, Defenseman, Opponent	9	Gary Suter, 1988 vs. CGY (1-8=9)
Most Points, Rookie	10	Daryl Evans, 1982 vs. EDM (5-5=10)
Most Points, Rookie, Opponent	5	Logan Couture, 2011 vs. SJ (2-3=5); Stan Jonathan, 1977 vs. BOS (3-2=5)
Most Goals	8	Luc Robitaille, 1991 vs. EDM; Chris Kontos, 1989 vs. EDM
Most Goals, Opponent	8	Bobby Schmautz, 1977 vs. BOS
Most Goals, Defenseman	4	Paul Coffey, 1992 vs. EDM
Most Goals, Defenseman, Opponent	3	6x's, Last: Rob Blake, 2001 vs. COL
Most Goals, Rookie	5	Daryl Evans, 1982 vs. EDM
Most Goals, Rookie, Opponent	3	Stan Jonathan, 1977 vs. BOS; Garry Sabourin, 1969 vs. STL
Most Power Play Goals	6	Chris Kontos, 1989 vs. EDM – NHL Record
Most Power Play Goals, Opponent	4	Jean Ratelle, 1976 vs. BOS
Most Short-Handed Goals	2	Dustin Brown , 2012 vs. VAN
Most Short-Handed Goals, Opponent	2	Bryan Trottier, 1980 vs. NYI
Most Game-Winning Goals	2	9x's, Last: Slava Voynov , 2013 vs. STL
Most Game-Winning Goals, Opponent	2	6x's, Last: Marian Hossa, 2013 vs. CHI
Most Assists	9	Wayne Gretzky, 1989 vs. EDM
Most Assists, Opponent	13	Wayne Gretzky, 1987 vs. EDM
Most Assists, Defenseman	7	Jack Johnson, 2010 vs. VAN
Most Assists, Defenseman, Opponent	8	Gary Suter, 1988 vs. CGY
Most Assists, Rookie	6	Todd Elik, 1990 vs. CGY
Most Assists, Rookie, Opponent	3	Logan Couture, 2011 vs. SJ
Most Penalty Minutes	37	Marty McSorley, 1991 vs. EDM

INDIVIDUAL - SERIES continued

Most Penalty Minutes, Opponent	43	Ed Hospodar, 1981 vs. NYR
Most Games, Goalie	7	Jonathan Quick , 2013 vs. SJ; Felix Potvin, 2002 and 2001 vs. COL; Kelly Hradey, 1993 vs. TOR
Most Wins, Goalie	4	Jonathan Quick , 2013 vs. SJ and STL; Jonathan Quick , 2012 vs. NJ, PHX, STL and VAN; Felix Potvin, 2001 vs. DET; Kelly Hradey, 1993 vs. TOR and VAN, 1991 vs. VAN, 1990 vs. CGY, 1989 vs. EDM
Most Shutouts, Goalie	2	Jonathan Quick , 2013 vs. SJ; Felix Potvin, 2001 vs. COL

GAME

Most Points	5	Wayne Gretzky, 4/10/90 vs. CGY (1-4=5); Tomas Sandstrom, 4/10/90 vs. CGY (3-2=5); Tony Granato, 4/10/90 vs. CGY (3-2=5)
Most Points, Opponent	7	Wayne Gretzky, 4/9/87 at EDM (1-6=7)
Most Points, Defenseman	4	Drew Doughty , 4/16/11 at SJ (2-2=4); Drew Doughty , 4/19/10 vs. VAN (1-3=4); Paul Coffey, 4/20/92 vs. EDM (2-2=4)
Most Points, Defenseman, Opponent	4	Ron Greshner, 4/11/81 at NYR (1-3=4); Brad Park, 4/20/76 at BOS (2-2=4)
Most Points, Rookie	4	Todd Elik, 4/10/90 vs. CGY (1-3=4); Daryl Evans, 4/7/82 at EDM (2-2=4)
Most Points, Rookie, Opponent	3	Alex McKendry, 4/12/80 vs. NYI (2-1=3)
Most Goals	3	10x's, Last: Jeff Carter , 5/15/12 at PHX
Most Goals, Opponent	4	Jari Kurri, 4/9/87 at EDM
Most Goals, Defenseman	2	Drew Doughty , 4/16/11 at SJ; Paul Coffey, 4/24/92 at EDM; Paul Coffey, 4/20/02 vs. EDM, Steve Duchesne, 4/14/90 vs. CGY
Most Goals, Defenseman, Opponent	3	Eric Desjardins, 6/3/93 at MTL – Ties NHL Record
Most Goals, Rookie	2	Dwight King , 5/13/12 at PHX; Daryl Evans, 4/7/82 at EDM; Gordie Labossiere, 4/13/68 vs. MIN
Most Goals, Rookie Opponent	2	Alex McKendry, 4/12/80 vs. NYI; Gary Sabourin, 4/17/69 at STL
Most Assists	4	Wayne Gretzky, 4/20/92 vs. EDM; Wayne Gretzky, 4/10/90 vs. CGY
Most Assists, Opponent	6	Wayne Gretzky, 4/9/87 at EDM
Most Assists, Defenseman	3	Drew Doughty , 4/19/10 vs. VAN; Jack Johnson, 4/19/10; Mathieu Schneider, 4/18/01 vs. DET; Rob Blake, 4/10/91 at VAN
Most Assists, Defenseman, Opponent	3	Gary Suter, 4/7/88 at CGY; Gary Suter, 4/6/88 at CGY; Ron Greshner, 4/11/81 at NYR
Most Assists, Rookie	3	Rob Blake, 4/10/91 at VAN; Todd Elik, 4/10/10 vs. CGY
Most Assists, Rookie, Opponent	2	Logan Couture, 4/21/11 vs. SJ
Most Power Play Goals	2	8x's, Last: Jeff Carter , 5/15/12 at PHX
Most Power Play Goals, Opponent	3	Jari Kurri, 4/9/87 at EDM – Ties NHL Record
Most Short-Handed Goals	2	Dustin Brown , 4/13/12 at VAN – Ties NHL Record
Most Short-Handed Goals, Opponent	2	Bryan Trottier, 4/8/80 at NYI – Ties NHL Record
Most Penalty Minutes	26	Marty McSorley, 4/26/91 vs. EDM
Most Penalty Minutes, Opponent	39	Ed Hospodar, 4/9/81 vs. NYR
Fastest Goal, Start of Game	:06	Don Kozak, 4/17/77 vs. BOS – NHL Record
Fastest Goal, Start of Period	:06	Don Kozak, 4/17/77 vs. BOS (1st Period)
Fastest Goal, Start of Game, Opponent	:27	Ed Hospodar, 4/9/81 vs. NYR
Fastest Goal, Start of Period, Opponent	:10	Bobby Schmautz, 4/15/77 vs. BOS (3rd Period)
Most Shots Faced, Regulation Game	52	Jonathan Quick , 4/23/11 at SJ (Kings 3, SJ 1)
Most Shots Faced, Reg. Game, Opp.	50	Kirk McLean, 5/13/93 vs. VAN (Kings 5, VAN 3)
Most Shots Faced, Overtime Game	47	Kelly Hradey, 4/18/89 at CGY (Kings 3, CGY 4 OT)
Most Shots Faced, OT Game, Opp.	52	Grant Fuhr, 4/10/82 vs. EDM (Kings 6, EDM 5 OT)

INDIVIDUAL - GAME continued

Most Saves, Regulation Game	51	Jonathan Quick , 4/23/11 at SJ (Kings 3, SJ 1)
Most Saves, Reg. Game, Opp.	45	Kirk McLean, 5/13/93 vs. VAN (Kings 5, VAN 3)
Most Saves, Overtime Game	43	Kelly Hrudey, 4/18/89 at CGY (Kings 3, CGY 4 OT)
Most Saves, OT Game, Opp.	47	Mike Smith, 4/22/12 at PHX (Kings 4, PHX 3 OT)

PERIOD

Most Points	3	9x's, Last: Mathieu Schneider, 4/18/01 vs. DET (0-3=3 in 3rd Period)
Most Points, Opponent.	3	23x's, Last: Daniel Sedin, 4/21/10 vs. VAN (0-3=3 in 3rd Period)
Most Goals.	3	Tommy Williams, 4/14/74 vs. CHI (3rd Period, 3 goals in 6:18 – natural hat trick)
Most Goals, Opponent	3	George Ferguson, 4/11/78 at TOR (3rd Period, 3 goals in 7:33); Bobby Schmautz, 4/11/77 at BOS (1st Period, 3 goals in 17:35); Red Berenson, 4/15/69 at STL (3rd Period, 3 goals in 8:28 – natural hat trick)
Most Assists.	3	Mathieu Schneider, 4/18/01 vs. DET (3rd Period) – Ties NHL Record
Most Assists, Opponent	3	6x's, Last: Daniel Sedin, 4/21/10 vs. VAN (3rd Period) – Ties NHL Record
Most Power Play Goals	2	4x's, Last: Michal Handzus, 4/19/10 vs. VAN (2nd Period)
Most Power Play Goals, Opponent.	2	Jari Kurri, 4/9/87 at EDM (3rd Period); Ken Hodge, 4/11/76 at BOS (1st Period)
Most Short-Handed Goals.	1	20x's, Last: Dwight King , 6/8/13 at CHI (2nd Period)
Most Short-Handed Goals, Opponent	2	Bryan Trottier, 4/8/80 at NYI (2nd Period) – Ties NHL Record
Most Penalty Minutes	25	John Paul Kelly, Jerry Korab and Jay Wells, 4/9/81 vs. NYR (1st Period)
Most Penalty Minutes, Opponent.	39	Ed Hospodar, 4/9/81 vs. NYR (1st Period) – NHL Record
Most Shots Faced, Goalie	23	Jonathan Quick , 4/13/12 at VAN (3rd Period)
Most Shots Faced, Goalie, Opponent	21	Chris Osgood, 4/15/00 vs. DET (1st Period); Kirk McLean, 5/13/93 vs. VAN (1st and 2nd Periods)
Most Saves, Goalie	22	Jonathan Quick , 4/13/12 at VAN (3rd Period)
Most Saves, Goalie, Opponent	20	Kirk McLean, 5/13/93 vs. VAN (1st Period)
Fewest Shots Faced, Goalie	1	Ron Scott, 4/22/90 vs. EDM (goal); Rogie Vachon, 4/13/74 vs. CHI (save)
Fewest Shots Faced, Goalie, Opponent	1	Patrick Roy, 4/22/02 vs. COL (save); Felix Potvin, 5/17/93 at TOR (save)

KINGS ALL-TIME HIGHEST SCORING GAMES (FOR AND AGAINST)

GOALS FOR KINGS

13-GOALS

None

12-GOALS

4/10/90, KINGS 12 vs. CGY 4

11-GOALS

None

10-GOALS

4/7/82, KINGS 10 at EDM 8

9-GOALS

4/29/93, KINGS 9 vs. CGY 6
4/27/93, KINGS 9 at CGY 4

8-GOALS

4/20/92, KINGS 8 vs. EDM 5

7-GOALS

5/7/93, KINGS 7 vs. VAN 4
4/12/91, KINGS 7 vs. VAN 4
4/13/82, KINGS 7 at EDM 4
4/17/77, KINGS 7 vs. BOS 4

GOALS FOR OPPONENTS

13-GOALS

4/9/87, KINGS 3 at EDM 13

12-GOALS

None

11-GOALS

None

10-GOALS

4/1/81, KINGS 3 at NYR 10

9-GOALS

4/21/93, KINGS 4 at CGY 9
4/6/88, KINGS 2 at CGY 9
4/18/68, KINGS 4 vs. MIN 9

8-GOALS

4/15/00, KINGS 5 at DET 8
4/23/98, KINGS 3 at STL 8
4/6/90, KINGS 5 at CGY 8
4/20/84, KINGS 3 at CGY 8
4/7/82, KINGS 10 at EDM 8
4/8/80, KINGS 1 at NYI 8
4/11/77, KINGS 3 at BOS 8

7-GOALS

4/23/10, KINGS 2 at VAN 7
5/9/93, KINGS 2 vs. VAN 7
4/18/90, KINGS 0 at EDM 7
4/10/88, KINGS 3 vs. CGY 7
4/10/79, KINGS 1 vs. NYR 7
4/11/78, KINGS 3 at TOR 7
4/15/77, KINGS 6 vs. BOS 7
4/20/76, KINGS 1 at BOS 7
4/9/68, KINGS 5 at MIN 7



KINGS PLAYOFF OVERTIME RECORD

SEASON	GP	W	L	PCT.	LONGEST GAME
1968	1	0	1	.000	9:11
1969	1	1	0	1.000	0:19
1974	0	0	0	.000	
1975	2	1	1	.500	10:19
1976	2	2	0	1.000	18:28
1977	0	0	0	.000	
1978	0	0	0	.000	
1979	1	0	1	.000	6:11
1980	1	0	1	.000	6:55
1981	0	0	0	.000	
1982	4	2	2	.500	6:20
1985	2	0	2	.000	3:01
1987	0	0	0	.000	
1988	0	0	0	.000	
1989	1	0	1	.000	7:47
1990	3	2	1	.667	23:14
1991	6	2	4	.333	24:48
1992	0	0	0	.000	
1993	6	2	4	.333	26:31
1998	0	0	0	.000	
2000	0	0	0	.000	
2001	4	4	0	1.000	22:41
2002	1	1	0	1.000	2:19
2010	2	1	1	.500	8:52
2011	3	0	3	.000	14:44
2012	4	4	0	1.000	17:42
2013	4	1	3	.250	31:40
TOTALS	48	23	25	.479	31:40

KINGS PLAYOFF OVERTIME RECORD VS. OPPONENTS

SEASON	GP	W	L	PCT.	LONGEST GAME
Boston	2	2	0	1.000	18:28
Calgary/Atlanta	3	2	1	.667	23:14
Chicago	1	0	1	.000	31:40
Colorado	3	3	0	1.000	22:41
Dallas/Minnesota	1	0	1	.000	9:11
Detroit	2	2	0	1.000	4:48
Edmonton	9	2	7	.222	24:48
Montreal	3	0	3	.000	14:37
New Jersey	2	2	0	1.000	13:42
NY Islanders	1	0	1	.000	6:55
NY Rangers	1	0	1	.000	6:11
Phoenix	1	1	0	1.000	17:42
San Jose	4	0	4	.000	14:44
St. Louis	2	1	1	.500	13:26
Toronto	4	2	2	.500	19:20
Vancouver	8	5	3	.625	26:31
Oakland	1	1	0	1.000	0:19
TOTALS	48	23	25	.479	31:40

ALL-TIME PLAYOFF OVERTIME GOALS SCORED BY KINGS (23)

Goring (2), Gretzky (2), **Kopitar** (2), E. Belanger, Bozek, J. Carter, Deadmarsh, Evans, Granato, Irvine, C. Johnson, Krushelnyski, Modry, M. Murphy, G. Murray, Penner, L. Robitaille, Shuchuk, **Stoll**, **Voynov**

CAREER PLAYOFF OVERTIME GOALS SCORED BY CURRENT KINGS

Daniel Carcillo, 1 with PHI (April 18, 2010 vs. NJ)

Jeff Carter, 1 with LA (June 2, 2012 at NJ)

Anze Kopitar, 2 with LA (May 30, 2012 at NJ, April 17, 2010 at VAN)

Jarret Stoll, 1 with LA (April 22, 2012 at VAN), 1 with EDM (April 25, 2006 vs. DET, 2OT)

Slava Voynov, 1 with LA (May 8, 2013 at STL)

KINGS ALL-TIME OVERTIME PLAYOFF GAMES AND SCORING (23 WINS, 25 LOSSES)

Date	Series	Team	Result	Who Scored	Time
1.	4/16/68	Quarterfinals at Minnesota	Lost, 3-4	Marcetta	9:11
2.	4/2/69	Quarterfinals at Oakland	Won, 5-4	Irvine	0:19
3.	4/8/75	Preliminary vs. Toronto	Won, 3-2	M. Murphy	8:53
4.	4/10/75	Preliminary at Toronto	Lost, 2-3	Stoughton	10:19
5.	4/13/76	Quarterfinals at Boston	Won, 3-2	Goring	0:27
6.	4/22/76	Quarterfinals vs. Boston	Won, 4-3	Goring	18:28
7.	4/12/79	Preliminary vs. NY Rangers	Lost, 1-2	P. Esposito	6:11
8.	4/11/80	Preliminary vs. NY Islanders	Lost, 3-4	Morrow	6:55
9.	4/8/82	Division Semifinals at Edmonton	Lost, 2-3	Gretzky	6:20
10.	4/10/82	Division Semifinals vs. Edmonton	Won, 6-5	Evans	2:35
11.	4/16/82	Division Finals at Vancouver	Won, 3-2	Bozek	4:33
12.	4/18/82	Division Finals vs. Vancouver	Lost, 3-4	Campbell	1:23
13.	4/10/85	Division Semifinals at Edmonton	Lost, 2-3	Fogolin	3:01
14.	4/13/85	Division Semifinals vs. Edmonton	Lost, 3-4	G. Anderson	0:46
15.	4/18/89	Division Finals at Calgary	Lost, 3-4	Gilmour	7:47
16.	4/8/90	Division Semifinals vs. Calgary	Won, 2-1	Granato	8:37
17.	4/14/90	Division Semifinals vs. Calgary	Won, 4-3	Krushelnyski	23:14
18.	4/24/90	Division Finals vs. Edmonton	Lost, 5-6	J. Murphy	4:42
19.	4/6/91	Division Semifinals vs. Vancouver	Won, 3-2	Gretzky	11:08
20.	4/8/91	Division Semifinals at Vancouver	Lost, 1-2	Ronning	3:12
21.	4/18/91	Division Finals vs. Edmonton	Won, 4-3	L. Robitaille	2:13
22.	4/20/91	Division Finals vs. Edmonton	Lost, 3-4	Klima	24:48
23.	4/22/91	Division Finals at Edmonton	Lost, 3-4	Tikkanen	20:48
24.	4/28/91	Division Finals at Edmonton	Lost, 3-4	MacTavish	16:57
25.	5/11/93	Division Finals at Vancouver	Won, 4-3	Shuchuk	26:31
26.	5/25/93	Conference Finals at Toronto	Lost, 2-3	G. Anderson	19:20
27.	5/27/93	Conference Finals vs. Toronto	Won, 5-4	Gretzky	1:41
28.	6/3/93	Stanley Cup Finals at Montreal	Lost, 2-3	E. Desjardins	0:51
29.	6/5/93	Stanley Cup Finals vs. Montreal	Lost, 3-4	LeClair	0:34
30.	6/7/93	Stanley Cup Finals vs. Montreal	Lost, 2-3	LeClair	14:37
31.	4/18/01	Conference Quarterfinals vs. Detroit	Won, 4-3	E. Belanger	2:36
32.	4/23/01	Conference Quarterfinals vs. Detroit	Won, 3-2	Deadmarsh	4:48
33.	4/26/01	Conference Semifinals at Colorado	Won, 4-3	Modry	14:23
34.	5/6/01	Conference Semifinals vs. Colorado	Won, 1-0	G. Murray	22:41
35.	4/25/02	Conference Quarterfinals at Colorado	Won, 1-0	C. Johnson	2:19
36.	4/15/10	Conference Quarterfinals at Vancouver	Lost, 2-3	M. Samuelsson	8:52
37.	4/17/10	Conference Quarterfinals at Vancouver	Won, 3-2	Kopitar	7:28
38.	4/14/11	Conference Quarterfinals at San Jose	Lost, 2-3	Pavelski	14:44
39.	4/19/11	Conference Quarterfinals vs. San Jose	Lost, 5-6	Setoguchi	3:09
40.	4/25/11	Conference Quarterfinals vs. San Jose	Lost, 3-4	J. Thornton	2:22
41.	4/22/12	Conference Quarterfinals at Vancouver	Won, 2-1	Stoll	4:27
42.	5/22/12	Conference Finals at Phoenix	Won, 4-3	Penner	17:42
43.	5/30/12	Stanley Cup Final at New Jersey	Won, 2-1	Kopitar	8:13
44.	6/2/12	Stanley Cup Final at New Jersey	Won, 2-1	J. Carter	13:42
45.	4/30/13	Conference Quarterfinals at St. Louis	Lost, 1-2	A. Steen	13:26
46.	5/8/13	Conference Quarterfinals at St. Louis	Won, 3-2	Voynov	8:00
47.	5/18/13	Conference Semifinals at San Jose	Lost, 1-2	Couture	1:29
48.	6/8/13	Conference Finals at Chicago	Lost, 3-4	P. Kane	31:40

KINGS ALL-TIME PLAYOFF POWER PLAY & PENALTY KILLING

SEASON	OPPONENT	PP	PCT	PK	PCT	SHGF	SHGA
1968	Minnesota	5-21	23.8%	23-27	85.2%	0	1
1969	Oakland	4-21	19.0%	28-33	84.8%	0	1
	St. Louis	2-19	10.5%	16-19	84.2%	1	0
	TOTAL	6-40	15.0%	44-52	84.6%	1	1
1974	Chicago	2-19	10.5%	14-15	93.3%	0	0
1975	Toronto	2-8	25.0%	9-9	100.0%	0	0
1976	Atlanta	0-6	0.0%	8-8	100.0%	0	0
	Boston	5-36	13.9%	19-30	63.3%	0	2
	TOTAL	5-42	11.9%	27-38	71.1%	0	2
1977	Atlanta	3-14	21.4%	9-11	81.8%	0	1
	Boston	8-26	30.8%	14-19	73.7%	0	1
	TOTAL	11-40	27.5%	23-30	76.7%	0	2
1978	Toronto	0-10	0.0%	6-8	75.0%	0	0
1979	NY Rangers	2-10	20.0%	5-8	62.5%	0	0
1980	NY Islanders	1-16	6.3%	12-15	80.0%	2	2
1981	NY Rangers	5-15	33.3%	12-15	80.0%	1	0
1982	Edmonton	8-26	30.8%	15-19	78.9%	0	3
	Vancouver	5-19	26.3%	11-13	84.6%	0	0
	TOTAL	13-45	28.9%	26-32	81.3%	0	3
1985	Edmonton	1-16	6.3%	10-10	100.0%	0	1
1987	Edmonton	5-20	25.0%	15-23	65.2%	0	1
1988	Calgary	8-38	21.1%	26-34	76.5%	0	3
1989	Edmonton	11-36	30.6%	26-32	81.3%	1	1
	Calgary	4-18	22.2%	20-25	80.0%	0	1
	TOTAL	15-54	27.8%	46-57	80.7%	1	2
1990	Calgary	10-46	21.7%	31-33	93.9%	1	2
	Edmonton	1-19	5.3%	11-16	68.8%	1	1
	TOTAL	11-65	16.8%	42-49	85.7%	2	3
1991	Vancouver	5-24	20.8%	18-23	78.3%	0	1
	Edmonton	7-29	24.1%	30-33	90.9%	1	0
	TOTAL	12-53	22.6%	48-56	85.7%	1	1
1992	Edmonton	6-34	17.6%	23-33	69.7%	0	0
1993	Calgary	5-40	12.5%	31-40	77.5%	1	3
	Vancouver	6-33	18.2%	19-27	70.4%	1	0
	Toronto	8-34	23.5%	32-37	86.5%	3	0
	Montreal	3-26	11.5%	18-22	81.8%	1	0
	TOTAL	22-133	16.5%	100-126	79.4%	6	3
1998	St. Louis	1-29	3.4%	28-36	77.8%	0	0
2000	Detroit	0-23	0.0%	16-23	69.6%	0	0
2001	Detroit	3-21	14.3%	18-27	66.7%	0	0
	Colorado	3-30	10.0%	31-36	86.1%	0	0
	TOTAL	6-51	11.8%	49-63	77.8%	0	0
2002	Colorado	1-17	5.9%	24-26	92.3%	0	0
2010	Vancouver	10-26	38.5%	18-24	75.0%	0	0
2011	San Jose	5-24	20.8%	22-25	88.0%	0	0
2012	Vancouver	3-26	11.5%	18-21	85.7%	2	0
	St. Louis	1-21	4.8%	17-17	100.0%	2	0
	Phoenix	2-27	7.4%	17-19	89.5%	1	0
	New Jersey	6-20	30.0%	18-19	94.7%	0	0
	TOTAL	12-94	12.8%	70-76	92.1%	5	0
2013	St. Louis	2-15	13.3%	15-17	88.2%	0	1
	San Jose	5-20	25.0%	22-26	84.6%	0	0
	Chicago	2-17	11.8%	13-14	92.9%	1	0
	TOTAL	9-52	17.3%	50-57	87.7%	1	1

THE OPPONENTS



The Kings reached the Western Conference Finals for the second straight year and the third time in franchise history.

Anaheim DUCKS

Dec. 3 — Kings @ Anaheim
Jan. 23 — Kings @ Anaheim
Jan. 25 — Kings vs. Anaheim
Mar. 15 — Kings vs. Anaheim
Apr. 12 — Kings vs. Anaheim

2695 E. Katella Ave.
Anaheim, CA 92806
(714) 940-2900

Owners: Henry and Susan Samuelli
Executive Vice President/General Manager: Bob Murray
Head Coach: Bruce Boudreau

Arena: Honda Center
Capacity: 17,174
Entered NHL: 1993-94

Media Contact: Alex Gilchrist

ALL-TIME RECORD vs. ANAHEIM (52-40-11-9)

Year	TOTAL				HOME				AWAY			
	W	L	T	OT	W	L	T	OT	W	L	T	OT
1993-94	4	2	0	—	2	1	0	—	2	1	0	—
1994-95	1	2	2	—	1	1	1	—	0	1	1	—
1995-96	3	2	1	—	2	1	0	—	1	1	1	—
1996-97	1	3	1	—	1	0	1	—	0	3	0	—
1997-98	3	1	1	—	2	1	0	—	1	0	1	—
1998-99	1	5	0	—	1	2	0	—	0	3	0	—
1999-00	2	2	2	0	1	2	0	0	1	0	2	0
2000-01	2	2	1	0	1	0	1	0	1	2	0	0
2001-02	4	0	1	0	2	0	1	0	2	0	0	0
2002-03	2	2	1	0	1	1	0	0	1	1	1	0
2003-04	4	1	1	0	3	0	0	0	1	1	1	0
2005-06	3	4	—	1	2	2	—	0	1	2	—	1
2006-07	4	2	—	2	1	1	—	2	3	1	—	0
2007-08	2	4	—	2	2	2	—	0	0	2	—	2
2008-09	3	2	—	1	2	0	—	1	1	2	—	0
2009-10	4	1	—	1	2	0	—	1	2	1	—	0
2010-11	2	3	—	1	1	1	—	1	1	2	—	0
2011-12	5	1	—	0	3	0	—	0	2	1	—	0
2012-13	2	1	—	1	2	0	—	0	0	1	—	1
TOTALS	52	40	11	9	32	15	4	5	20	25	7	4

KINGS FAST FACTS

	OVERALL	AT HOME	ON ROAD
LAST 10 GAMES	7-2-1	7-1-2	4-5-1
LAST WIN	4/13/13 (2-1)	4/13/13 (2-1)	3/16/12 (4-2)
LAST LOSS	4/7/13 (3-4 SO)	4/9/11 (1-3)	4/7/13 (3-4 SO)
LAST OT GAME	4/7/13 (3-4 SO)	12/22/11 (3-2 SO)	4/7/13 (3-4 SO)
OVERTIME RECORD	14-10-11	7-6-4	7-4-7
LONGEST WIN STREAK	5 Games 1/8/09-2/4/10	5 Games* Twice	3 Games Twice
LONGEST UNDEFEATED	9 Games (6-0-3) 3/24/01-12/19/02	7 Games (5-0-2) 4/1/00-12/19/02	4 Games Twice
LONGEST LOSING STREAK	6 Games 4/18/98-3/18/99	5 Games (0-3-2) 1/28/06-2/17/07	6 Games (0-4-2) 9/30/07-1/6/09
LONGEST WINLESS	6 Games Twice	5 Games (0-3-2) 1/28/06-2/17/07	6 Games Twice
SHUTOUTS BY KINGS	2	2	Never
LAST TIME	1/14/10 (4-0)	1/14/10 (4-0)	
SHUTOUTS OF KINGS	6	1	5
LAST TIME	11/29/10 (0-2)	11/4/08 (0-1 OT)	11/29/10 (0-2)
MOST GOALS	7	7	5
	12/27/95 (7-1)	12/27/95 (7-1)	Six Times
MOST GOALS AGAINST	7	6	7
	Twice	11/15/07 (3-6)	Twice

*Active Streak

Boston BRUINS

Jan. 9 — Kings vs. Boston
Jan. 20 — Kings @ Boston

100 Legends Way
Boston, MA 02114
(617) 624-1900

Owner/Governor: Jeremy M. Jacobs
General Manager: Peter Chiarelli
Head Coach: Claude Julien

Arena: TD Garden
Capacity: 17,565
Entered NHL: 1924-25

Media Contact: Matthew Chmura

ALL-TIME RECORD vs. BOSTON (38-79-13-1)

Year	TOTAL				HOME				AWAY				Year	TOTAL				HOME				AWAY			
	W	L	T	OT	W	L	T	OT	W	L	T	OT		W	L	T	OT	W	L	T	OT	W	L	T	OT
1967-68	1	3	0	—	0	2	0	—	1	1	0	—	1990-91	1	2	0	—	1	1	0	—	0	1	0	—
1968-69	1	5	0	—	1	2	0	—	0	3	0	—	1991-92	2	1	0	—	1	0	0	—	1	1	0	—
1969-70	0	5	1	—	0	2	1	—	0	3	0	—	1992-93	1	1	0	—	1	0	0	—	0	1	0	—
1970-71	1	5	0	—	1	2	0	—	0	3	0	—	1993-94	0	2	0	—	0	1	0	—	0	1	0	—
1971-72	1	4	1	—	0	3	0	—	1	1	1	—	1994-95	—	—	—	—	—	—	—	—	—	—	—	—
1972-73	2	3	0	—	1	1	0	—	1	2	0	—	1995-96	0	1	1	—	0	0	1	—	0	1	0	—
1973-74	1	3	1	—	1	1	1	—	0	2	0	—	1996-97	1	0	1	—	1	0	0	—	0	0	1	—
1974-75	3	2	0	—	2	1	0	—	1	1	0	—	1997-98	0	2	0	—	0	1	0	—	0	1	0	—
1975-76	1	4	0	—	0	2	0	—	1	2	0	—	1998-99	2	0	0	—	1	0	0	—	1	0	0	—
1976-77	2	2	1	—	2	1	0	—	0	1	1	—	1999-00	0	0	2	0	0	1	0	—	0	0	1	0
1977-78	0	5	0	—	0	2	0	—	0	3	0	—	2000-01	1	0	1	0	1	0	0	—	0	0	0	1
1978-79	3	1	0	—	1	1	0	—	2	0	0	—	2001-02	0	1	0	0	0	0	0	—	0	0	0	0
1979-80	1	2	1	—	1	0	1	—	0	2	0	—	2002-03	0	0	1	0	0	0	1	—	0	0	0	0
1980-81	2	2	0	—	1	1	0	—	1	1	0	—	2003-04	0	1	0	0	0	1	0	—	0	0	0	0
1981-82	0	3	0	—	0	1	0	—	0	2	0	—	2005-06	1	0	—	0	0	0	—	0	0	1	0	—
1982-83	2	1	0	—	2	0	0	—	0	1	0	—	2006-07	—	—	—	—	—	—	—	—	—	—	—	—
1983-84	0	3	0	—	0	1	0	—	0	2	0	—	2007-08	0	1	—	0	0	1	—	0	0	0	—	0
1984-85	0	1	2	—	0	0	2	—	0	1	0	—	2008-09	1	0	—	0	0	0	—	0	1	0	—	0
1985-86	0	3	0	—	0	1	0	—	0	2	0	—	2009-10	2	0	—	0	1	0	—	0	1	0	—	0
1986-87	1	2	0	—	1	1	0	—	0	1	0	—	2010-11	2	0	—	0	1	0	—	0	1	0	—	0
1987-88	0	2	1	—	0	1	0	—	0	1	1	—	2011-12	0	2	—	0	0	1	—	0	0	1	—	0
1988-89	1	2	0	—	1	1	0	—	0	1	0	—	2012-13	—	—	—	—	—	—	—	—	—	—	—	—
1989-90	1	2	0	—	0	1	0	—	1	1	0	—	TOTALS	38	79	13	1	23	34	7	1	15	45	6	0

KINGS FAST FACTS

	OVERALL	AT HOME	ON ROAD
LAST 10 GAMES	6-4-0	4-4-2 (1 Tie)	5-3-2 (2 Ties)
LAST WIN	1/24/11 (2-0)	1/24/11 (2-0)	11/20/10 (4-3 SO)
LAST LOSS	3/24/12 (2-4)	3/24/12 (2-4)	12/13/11 (0-3)
LAST OT GAME	11/20/10 (4-3 SO)	1/16/10 (4-3 SO)	11/20/10 (4-3 SO)
OVERTIME RECORD	7-6-8	3-3-4	4-3-4
LONGEST WIN STREAK	5 Games 3/19/09-1/24/11	2 Games Five Times	4 Games 1/12/06-11/20/10
LONGEST UNDEFEATED	6 Games (3-0-3) 10/16/98-11/26/00	4 Games (3-0-1) 2/21/79-10/21/81	4 Games Four Times
LONGEST LOSING STREAK	10 Games 11/21/68-1/15/70	4 Games 1/30/69-10/14/71	10 Games Twice
LONGEST WINLESS	15 Games (0-14-1) 11/21/68-2/3/71	6 Games (0-5-1) 1/30/69-10/14/71	13 Games (0-12-1) 12/20/80-11/2/89
SHUTOUTS BY KINGS	9	7	2
LAST TIME	1/24/11 (2-0)	1/24/11 (2-0)	1/12/06 (6-0)
SHUTOUTS OF KINGS	9	1	8
LAST TIME	12/13/11 (0-3)	1/3/76 (0-3)	12/13/11 (0-3)
MOST GOALS	8	8	6
	10/17/92 (8-6)	10/17/92 (8-6)	Three Times
MOST GOALS AGAINST	11	8	11
	11/14/71 (2-11)	Three Times	11/14/71 (2-11)

*Active Streak

Buffalo SABRES

Nov. 7 — Kings vs. Buffalo
Nov. 12 — Kings @ Buffalo

One Seymour H. Knox III Plaza
Buffalo, NY 14203
(716) 855-4100

Owner: Terrence M. Pegula
General Manager: Darcy Regier
Head Coach: Ron Rolston

Arena: First Niagara Center
Capacity: 18,690
Entered NHL: 1970-71

Media Contact: Michael Gilbert

ALL-TIME RECORD vs. BUFFALO (40-55-18-0)

TOTAL					HOME					AWAY				
Year	W	L	T	OT	W	L	T	OT		W	L	T	OT	
1970-71	1	2	3	-	1	0	2	-		0	2	1	-	
1971-72	3	2	1	-	2	1	0	-		1	1	1	-	
1972-73	1	2	2	-	1	0	2	-		0	2	0	-	
1973-74	1	4	0	-	1	1	0	-		0	3	0	-	
1974-75	3	1	1	-	1	0	1	-		2	1	0	-	
1975-76	2	3	0	-	1	2	0	-		1	1	0	-	
1976-77	2	3	0	-	1	2	0	-		1	1	0	-	
1977-78	0	3	2	-	0	2	0	-		0	1	2	-	
1978-79	1	2	1	-	1	1	0	-		0	1	1	-	
1979-80	0	3	1	-	0	1	1	-		0	2	0	-	
1980-81	1	2	1	-	0	2	0	-		1	0	1	-	
1981-82	1	2	0	-	0	1	0	-		1	1	0	-	
1982-83	1	2	0	-	1	1	0	-		0	1	0	-	
1983-84	0	2	1	-	0	1	0	-		0	1	1	-	
1984-85	2	0	1	-	1	0	1	-		1	0	0	-	
1985-86	2	1	0	-	1	0	0	-		1	1	0	-	
1986-87	1	2	0	-	0	2	0	-		1	0	0	-	
1987-88	1	2	0	-	0	1	0	-		1	1	0	-	
1988-89	3	0	0	-	2	0	0	-		1	0	0	-	
1989-90	1	2	0	-	0	1	0	-		1	1	0	-	
1990-91	2	0	1	-	2	0	0	-		0	0	1	-	
1991-92	1	1	1	-	0	1	1	-		1	0	0	-	
TOTALS	40	55	18	0	24	24	9	0		16	31	9	0	

KINGS FAST FACTS

	OVERALL	AT HOME	ON ROAD
LAST 10 GAMES	4-6-0	7-2-1 (1 Tie)	1-9-0
LAST WIN	1/21/10 (4-3 SO)	1/21/10 (4-3 SO)	2/21/03 (4-1)
LAST LOSS	10/8/11 (2-4)	10/8/11 (2-4)	11/19/10 (2-4)
LAST OT GAME	1/21/10 (4-3 SO)	1/21/10 (4-3 SO)	2/14/96 (2-2 Tie)
OVERTIME RECORD	2-0-6	1-0-3	1-0-3
LONGEST WIN STREAK	4 Games 11/22/87-3/1/89	4 Games 1/7/99-1/17/02	2 Games Four Times
LONGEST UNDEFEATED	5 Games (4-0-1) 11/9/84-3/15/86	6 Games (5-0-1) 1/9/97-1/17/02	4 Games (3-0-1) 3/14/90-3/15/93
LONGEST LOSING STREAK	5 Games Twice	4 Games Twice	5 Games Twice
LONGEST WINLESS	8 Games (0-6-2) 12/7/78-12/20/80	7 Games (0-6-1) 3/24/79-11/20/82	8 Games (0-5-3) 3/3/77-1/27/80
SHUTOUTS BY KINGS	2	2	Never
LAST TIME	10/26/78 (6-0)	10/26/78 (6-0)	
SHUTOUTS OF KINGS	6	Never	6
LAST TIME	12/19/08 (0-5)		12/19/08 (0-5)
MOST GOALS	9 1/1/76 (9-6)	8 Twice	9 1/1/76 (9-6)
MOST GOALS AGAINST	10 1/14/06 (1-10)	8 Twice	10 1/14/06 (1-10)

*Active Streak

Calgary FLAMES

Oct. 21 — Kings vs. Calgary
Nov. 30 — Kings vs. Calgary
Feb. 27 — Kings @ Calgary
Mar. 10 — Kings @ Calgary
Apr. 9 — Kings @ Calgary

555 Saddledome Rise S.E.
Calgary, Alberta T2P 3B9
(403) 777-4636

President/CEO: Ken King
General Manager: Jay Feaster
Head Coach: Bob Hartley

Arena: Scotiabank Saddledome
Capacity: 19,289
Entered NHL: 1972-73 (Atlanta)

Media Contact: Peter Hanlon

ALL-TIME RECORD vs. CALGARY (86-105-21-4)

(Atlanta prior to 1980-81)

TOTAL					HOME					AWAY				
Year	W	L	T	OT	W	L	T	OT		W	L	T	OT	
1972-73	1	1	3	-	1	0	1	-		0	1	2	-	
1973-74	5	1	0	-	3	0	0	-		2	1	0	-	
1974-75	1	2	1	-	1	0	0	-		0	2	0	-	
1975-76	3	1	0	-	2	0	0	-		1	1	0	-	
1976-77	2	2	0	-	1	1	0	-		1	1	0	-	
1977-78	2	1	1	-	1	1	0	-		1	0	1	-	
1978-79	2	2	0	-	2	0	0	-		0	2	0	-	
1979-80	1	2	1	-	0	2	0	-		1	0	1	-	
1980-81	1	3	0	-	1	1	0	-		0	2	0	-	
1981-82	3	4	1	-	3	0	1	-		0	4	0	-	
1982-83	3	3	2	-	3	1	0	-		0	2	2	-	
1983-84	3	4	1	-	2	2	0	-		1	2	1	-	
1984-85	3	4	1	-	2	2	0	-		1	2	1	-	
1985-86	1	7	0	-	1	3	0	-		0	4	0	-	
1986-87	3	5	0	-	2	2	0	-		1	3	0	-	
1987-88	4	4	0	-	1	3	0	-		3	1	0	-	
1988-89	2	6	0	-	2	2	0	-		0	4	0	-	
1989-90	3	4	1	-	1	2	1	-		2	2	0	-	
1990-91	4	3	1	-	2	1	1	-		2	2	0	-	
1991-92	2	5	0	-	2	1	0	-		0	4	0	-	
1992-93	3	3	1	-	2	1	1	-		1	2	0	-	
TOTALS	86	105	21	4	54	43	9	1		32	62	12	3	

KINGS FAST FACTS

	OVERALL	AT HOME	ON ROAD
LAST 10 GAMES	8-1-1	5-4-1	4-6-0
LAST WIN	3/11/13 (3-1)	3/11/13 (3-1)	2/20/13 (3-1)
LAST LOSS	2/18/12 (0-1)	2/18/12 (0-1)	10/10/10 (1-3)
LAST OT GAME	1/19/12 (1-2 SO)	1/19/12 (1-2 SO)	2/5/11 (4-3 SO)
OVERTIME RECORD	9-6-12	4-2-6	5-4-6
LONGEST WIN STREAK	5 Games 10/15/99-1/6/01	4 Games 2/20/81-2/11/82	4 Games* Twice
LONGEST UNDEFEATED	5 Games Twice	10 Games (8-0-2) 10/26/72-10/28/76	6 Games (4-0-2) 2/20/99-11/20/01
LONGEST LOSING STREAK	11 Games 3/3/85-3/2/86	5 Games 3/23/85-3/2/86	10 Games 3/29/06-10/10/10
LONGEST WINLESS	12 Games (0-11-1, Tie) 1/9/85-3/2/86	7 Games (0-6-1, Tie) 2/23/95-3/15/97	14 Games (0-10-4 Ties) 3/13/80-2/28/84
SHUTOUTS BY KINGS	8	5	3
LAST TIME	3/28/12 (3-0)	1/6/01 (2-0)	3/28/12 (3-0)
SHUTOUTS OF KINGS	12	6	6
LAST TIME	2/18/12 (0-1)	2/18/12 (0-1)	11/28/96 (0-2)
MOST GOALS	9 Twice	9 Twice	8 Twice
MOST GOALS AGAINST	11 10/17/88 (4-11)	9 10/13/85 (2-9)	11 10/17/88 (4-11)

*Active Streak



Carolina HURRICANES

Oct. 11 — Kings @ Carolina
Mar. 1 — Kings vs. Carolina

1400 Edwards Mill Road
Raleigh, NC 27607
(919) 467-7825

Arena: PNC Arena
Capacity: 18,680
Entered NHL: 1979-80 (Hartford)

CEO/Owner/Governor: Peter Karmanos, Jr.
President/General Manager: Jim Rutherford
Head Coach: Kirk Muller

Media Contact: Mike Sundheim

ALL-TIME RECORD vs. CAROLINA (31-26-8-2)

(Hartford prior to 1997-98)

TOTAL										HOME										AWAY									
Year	W	L	T	OT	W	L	T	OT	W	L	T	OT	Year	W	L	T	OT	W	L	T	OT	W	L	T	OT				
1979-80	1	2	1	–	1	0	1	–	0	2	0	–	1996-97	2	0	0	–	1	0	0	–	1	0	0	–				
1980-81	3	0	1	–	2	0	0	–	1	0	1	–	1997-98	0	1	1	–	0	1	0	–	0	0	1	–				
1981-82	0	2	1	–	0	1	0	–	0	1	1	–	1998-99	1	1	0	–	0	1	0	–	1	0	0	–				
1982-83	2	1	0	–	1	1	0	–	1	0	0	–	1999-00	0	1	0	0	0	1	0	0	0	0	0	0				
1983-84	1	2	0	–	0	1	0	–	1	1	0	–	2000-01	2	0	0	0	1	0	0	0	1	0	0	0				
1984-85	2	0	1	–	1	0	1	–	1	0	0	–	2001-02	1	0	0	1	1	0	0	0	0	0	0	1				
1985-86	1	2	0	–	0	1	0	–	1	1	0	–	2002-03	1	0	1	0	1	0	0	0	0	0	1	0				
1986-87	2	1	0	–	2	0	0	–	0	1	0	–	2003-04	0	0	0	1	0	0	0	0	0	0	1	0				
1987-88	0	3	0	–	0	1	0	–	0	2	0	–	2005-06	0	1	–	0	0	1	–	0	0	0	–	0				
1988-89	2	1	0	–	2	0	0	–	0	1	0	–	2006-07	0	1	–	0	0	0	–	0	1	–	0	0				
1989-90	1	2	0	–	0	1	0	–	1	1	0	–	2007-08	–	–	–	–	–	–	–	–	–	–	–	–				
1990-91	2	1	0	–	2	0	0	–	0	1	0	–	2008-09	1	0	–	0	1	0	–	0	0	–	0	0				
1991-92	0	1	2	–	0	0	1	–	0	1	1	–	2009-10	1	0	–	0	0	–	0	1	0	–	0	0				
1992-93	2	0	0	–	1	0	0	–	1	0	0	–	2010-11	1	0	–	0	1	0	–	0	0	–	0	0				
1993-94	2	0	0	–	1	0	0	–	1	0	0	–	2011-12	0	1	–	0	0	0	–	0	1	–	0	0				
1994-95	–	–	–	–	–	–	–	–	–	–	–	–	2012-13	–	–	–	–	–	–	–	–	–	–	–	–				
1995-96	0	2	0	–	0	1	0	–	0	1	0	–	TOTALS	31	26	8	2	19	11	3	0	12	15	5	2				

KINGS FAST FACTS

	OVERALL	AT HOME	ON ROAD
LAST 10 GAMES	5-3-2 (1 Tie)	6-4-0	4-2-4 (2 Ties)
LAST WIN	10/20/10 (4-3)	10/20/10 (4-3)	11/11/09 (5-2)
LAST LOSS	2/4/12 (1-2)	12/8/05 (2-3)	2/4/12 (1-2)
LAST OT GAME	10/17/08 (4-3 OT)	10/17/08 (4-3 OT)	11/8/03 (2-3 OT)
OVERTIME RECORD	3-2-5	2-0-2	1-2-3
LONGEST WIN STREAK	4 Games 1/31/92-3/2/94	3 Games 2/8/01-2/7/03	3 Games 12/30/83-11/2/85
LONGEST UNDEFEATED	6 Games (3-0-3) 3/29/80-12/19/81	5 Games (4-0-1) 10/19/90-1/12/94	4 Games (3-0-1) 11/2/96-1/20/01
LONGEST LOSING STREAK	4 Games 3/22/87-3/9/88	3 Games 3/5/98-3/2/00	6 Games 3/22/86-11/4/89
LONGEST WINLESS	4 Games Three Times	3 Games 3/5/98-3/2/00	6 Games 3/22/86-11/4/89
SHUTOUTS BY KINGS	1	Never	1
LAST TIME	3/15/03 (0-0)		3/15/03 (0-0)
SHUTOUTS OF KINGS	3	1	2
LAST TIME	3/15/03 (0-0)	11/27/85 (0-9)	3/15/03 (0-0)
MOST GOALS	9 Twice	9 1/14/89 (9-6)	9 12/30/83 (9-3)
MOST GOALS AGAINST	9 11/27/85 (0-9)	9 11/27/85 (0-9)	8 1/25/96 (2-8)

*Active Streak

Chicago BLACKHAWKS

Dec. 15 — Kings @ Chicago
Dec. 30 — Kings @ Chicago
Feb. 3 — Kings vs. Chicago

1901 W. Madison St.
Chicago, IL 60612
(312) 455-7000

Arena: United Center
Capacity: 19,717
Entered NHL: 1926-27

Chairman: W. Rockwell "Rocky" Wirtz
President/CEO: John McDonough
Vice President/General Manager: Stan Bowmann
Head Coach: Joel Quenneville

Media Contact: Brandon Faber

ALL-TIME RECORD vs. CHICAGO (77-81-17-5)

	TOTAL				HOME				AWAY					TOTAL				HOME				AWAY			
Year	W	L	T	OT	W	L	T	OT	W	L	T	OT	Year	W	L	T	OT	W	L	T	OT	W	L	T	OT
1967-68	1	2	1	—	0	1	1	—	1	1	0	—	1990-91	2	1	0	—	0	1	0	—	2	0	0	—
1968-69	1	5	0	—	1	2	0	—	0	3	0	—	1991-92	1	1	1	—	1	0	0	—	0	1	1	—
1969-70	1	5	0	—	1	2	0	—	0	3	0	—	1992-93	3	1	1	—	1	0	1	—	2	1	0	—
1970-71	2	4	0	—	1	2	0	—	1	2	0	—	1993-94	1	2	1	—	1	1	0	—	0	1	1	—
1971-72	1	5	0	—	1	2	0	—	0	3	0	—	1994-95	1	3	0	—	0	2	0	—	1	1	0	—
1972-73	3	2	0	—	3	0	0	—	0	2	0	—	1995-96	2	2	0	—	1	1	0	—	1	1	0	—
1973-74	1	3	2	—	1	2	0	—	0	1	2	—	1996-97	1	3	0	—	0	2	0	—	1	1	0	—
1974-75	2	2	0	—	0	2	0	—	2	0	0	—	1997-98	4	0	0	—	2	0	0	—	2	0	0	—
1975-76	2	2	0	—	0	2	0	—	2	0	0	—	1998-99	4	0	0	—	2	0	0	—	2	0	0	—
1976-77	2	2	0	—	1	1	0	—	1	1	0	—	1999-00	3	1	0	0	1	1	0	0	2	0	0	0
1977-78	2	2	0	—	1	1	0	—	1	1	0	—	2000-01	0	1	3	0	0	0	2	0	0	1	1	0
1978-79	3	1	0	—	2	0	0	—	1	1	0	—	2001-02	2	2	0	0	1	1	0	0	1	1	0	0
1979-80	3	0	1	—	1	0	1	—	2	0	0	—	2002-03	1	2	0	1	1	1	0	0	0	1	0	1
1980-81	2	0	2	—	1	0	1	—	1	0	1	—	2003-04	3	1	0	0	1	1	0	0	2	0	0	0
1981-82	0	3	0	—	0	2	0	—	0	1	0	—	2005-06	3	1	—	0	2	0	—	0	1	1	—	
1982-83	0	2	1	—	0	0	1	—	0	2	0	—	2006-07	1	1	—	2	0	0	—	2	1	1	—	
1983-84	3	0	0	—	2	0	0	—	1	0	0	—	2007-08	2	1	—	1	1	0	—	1	1	1	—	
1984-85	0	2	1	—	0	1	0	—	0	1	1	—	2008-09	2	2	—	0	2	0	—	0	2	2	—	
1985-86	0	1	2	—	0	1	1	—	0	0	1	—	2009-10	1	2	—	1	1	1	—	0	0	1	—	
1986-87	1	1	1	—	1	0	0	—	0	1	1	—	2010-11	0	4	—	0	2	—	0	0	2	—		
1987-88	2	1	0	—	2	0	0	—	0	1	0	—	2011-12	3	1	—	0	1	1	—	0	2	0	—	
1988-89	3	0	0	—	1	0	0	—	2	0	0	—	2012-13	1	2	—	0	1	0	—	0	1	1	—	
1989-90	1	2	0	—	1	1	0	—	0	1	0	—	TOTALS	77	81	17	5	40	38	8	3	37	43	9	2

KINGS FAST FACTS

	OVERALL	AT HOME	ON ROAD
LAST 10 GAMES	4-6-0	4-5-1	3-6-1
LAST WIN	3/25/13 (5-4)	2/25/12 (4-0)	3/25/13 (5-4)
LAST LOSS	2/17/13 (2-3)	1/19/13 (2-5)	2/17/13 (2-3)
LAST OT GAME	3/11/12 (3-2 SO)	11/28/09 (2-1 SO)	3/11/12 (3-2 SO)
OVERTIME RECORD	5-5-10	3-3-4	2-2-6
LONGEST WIN STREAK	10 Games 11/20/97-11/16/99	5 Games Twice	7 Games 11/17/96-2/16/00
LONGEST UNDEFEATED	10 Games 11/20/97-11/16/99	6 Games (4-0-2) 11/20/78-3/11/81	7 Games 11/17/96-2/16/00
LONGEST LOSING STREAK	7 Games (0-6-1) 3/10/10-11/26/11	5 Games 11/16/74-11/24/76	6 Games Twice
LONGEST WINLESS	7 Games Twice	5 Games 11/16/74-11/24/76	9 Games (0-7-2) 2/21/71-2/13/74
SHUTOUTS BY KINGS	10	6	4
LAST TIME	2/25/12 (4-0)	2/25/12 (4-0)	12/28/11 (2-0)
SHUTOUTS OF KINGS	14	5	9
LAST TIME	3/18/10 (0-3)	3/18/10 (0-3)	3/6/07 (0-3)
MOST GOALS	9 Twice	9 Twice	7 Twice
MOST GOALS AGAINST	9 1/26/69 (3-9)	8 Twice	9 1/26/69 (3-9)

*Active Streak

Colorado AVALANCHE

Nov. 23 — Kings vs. Colorado
Dec. 21 — Kings vs. Colorado
Feb. 26 — Kings @ Colorado

1000 Chopper Circle
Denver, CO 80204
(303) 405-1100

Arena: Pepsi Center
Capacity: 18,007
Entered NHL: 1979-80 (Quebec)

Owner: E. Stanley Kroenke
President/Governor: Josh Kroenke
General Manager/Alternate Governor: Greg Sherman
Head Coach/V. P. of Hockey Operations: Patrick Roy

Media Contact: Jean Martineau

ALL-TIME RECORD vs. COLORADO (58-47-8-3)

(Quebec prior to 1995-96)

	TOTAL				HOME				AWAY					TOTAL				HOME				AWAY			
Year	W	L	T	OT	W	L	T	OT	W	L	T	OT	Year	W	L	T	OT	W	L	T	OT	W	L	T	OT
1979-80	3	1	0	–	2	0	0	–	1	1	0	–	1996-97	3	3	0	–	2	1	0	–	1	2	0	–
1980-81	3	1	0	–	1	1	0	–	2	0	0	–	1997-98	4	1	0	–	2	0	0	–	2	1	0	–
1981-82	1	0	2	–	1	0	1	–	0	0	1	–	1998-99	1	3	1	–	1	1	1	–	0	2	0	–
1982-83	1	1	1	–	1	0	0	–	0	1	1	–	1999-00	3	1	0	0	2	0	0	0	1	1	0	0
1983-84	0	3	0	–	0	2	0	–	0	1	0	–	2000-01	2	2	0	0	2	0	0	0	0	2	0	0
1984-85	1	2	0	–	0	1	0	–	1	1	0	–	2001-02	2	2	0	0	1	1	0	0	1	1	0	0
1985-86	1	2	0	–	0	2	0	–	1	0	0	–	2002-03	1	3	0	0	1	1	0	0	0	2	0	0
1986-87	0	3	0	–	0	1	0	–	0	2	0	–	2003-04	1	1	2	0	0	0	2	0	1	1	0	0
1987-88	2	1	0	–	2	0	0	–	0	1	0	–	2005-06	3	1	–	0	1	1	–	0	2	0	–	
1988-89	3	0	0	–	1	0	0	–	2	0	0	–	2006-07	3	1	–	0	2	0	–	0	1	1	–	
1989-90	3	0	0	–	2	0	0	–	1	0	0	–	2007-08	1	3	–	0	0	2	–	0	1	1	–	
1990-91	2	0	1	–	1	0	0	–	1	0	1	–	2008-09	1	2	–	1	0	1	–	1	1	–	1	
1991-92	1	1	0	–	1	0	0	–	0	1	0	–	2009-10	3	0	–	1	2	0	–	0	1	0	–	
1992-93	0	2	0	–	0	1	0	–	0	1	0	–	2010-11	4	0	–	0	2	0	–	0	2	0	–	
1993-94	1	1	0	–	1	0	0	–	0	1	0	–	2011-12	0	3	–	1	0	1	–	1	0	2	–	
1994-95	–	–	–	–	–	–	–	–	–	–	–	–	2012-13	2	1	–	0	2	0	–	0	1	–	0	
1995-96	2	2	1	–	1	1	1	–	1	1	0	–	TOTALS	58	47	8	3	34	18	5	2	24	29	3	1

KINGS FAST FACTS

	OVERALL	AT HOME	ON ROAD
LAST 10 GAMES	5-4-1	6-2-2	4-5-1
LAST WIN	4/11/13 (3-2 SO)	4/11/13 (3-2 SO)	12/21/10 (5-0)
LAST LOSS	1/22/13 (1-3)	1/21/12 (1-3)	1/22/13 (1-3)
LAST OT GAME	4/11/13 (3-2 SO)	4/11/13 (3-2 SO)	4/11/10 (2-1 OT)
OVERTIME RECORD	7-3-5	3-2-4	4-1-1
LONGEST WIN STREAK	7 Games	7 Games	3 Games
	2/11/88-2/17/90	11/14/87-12/27/91	Four Times
LONGEST UNDEFEATED	10 Games (9-0-1)	7 Games	5 Games
	2/11/88-3/9/91	11/14/87-12/27/91	Twice
LONGEST LOSING STREAK	5 Games (0-4-1)	6 Games	4 Games
	10/30/11-1/22/13	12/10/83-3/14/87	12/7/91-2/23/96
LONGEST WINLESS	5 Games (0-4-1)	6 Games	4 Games
	10/30/11-1/22/13	12/10/83-3/14/87	Twice
SHUTOUTS BY KINGS	7	3	4
LAST TIME	12/21/10 (5-0)	2/13/10 (3-0)	12/21/10 (5-0)
SHUTOUTS OF KINGS	2	1	1
LAST TIME	3/20/05 (0-5)	3/20/05 (0-5)	3/27/03 (0-3)
MOST GOALS	11	11	8
	2/18/89 (11-3)	2/18/89 (11-3)	12/10/89 (8-4)
MOST GOALS AGAINST	8	7	8
	Twice	Twice	Twice

*Active Streak

Columbus BLUE JACKETS

Jan. 21 — Kings @ Columbus
Feb. 6 — Kings vs. Columbus

200 W. Nationwide Blvd.
Columbus, OH 43215
(614) 246-4625

Arena: Nationwide Arena
Capacity: 18,144
Entered NHL: 2000-01

Majority Owner/Governor: John P. McConnell
General Manager: Jarmo Kekalainen
Head Coach: Todd Richards

Media Contact: Todd Sharrock

ALL-TIME RECORD vs. COLUMBUS (26-17-1-3)

Year	TOTAL				HOME				AWAY			
	W	L	T	OT	W	L	T	OT	W	L	T	OT
2000-01	3	1	0	0	2	0	0	0	1	1	0	0
2001-02	3	1	0	0	1	1	0	0	2	0	0	0
2002-03*	0	4	0	0	0	2	0	0	0	2	0	0
2003-04	1	0	1	2	1	0	1	0	0	0	0	2
2005-06	3	1	—	0	2	0	—	0	1	1	—	0
2006-07	2	1	—	1	2	0	—	0	0	1	—	1
2007-08	1	3	—	0	0	2	—	0	1	1	—	0
2008-09	2	2	—	0	1	1	—	0	1	1	—	0
2009-10	3	1	—	0	2	0	—	0	1	1	—	0
2010-11	3	1	—	0	1	1	—	0	2	0	—	0
2011-12	2	2	—	0	1	1	—	0	1	1	—	0
2012-13	3	0	—	0	2	0	—	0	1	0	—	0
TOTALS	26	17	1	3	15	8	1	0	11	9	0	3

*pulled goalie in overtime and lost game (no point awarded) on 3/25/03

KINGS FAST FACTS

	OVERALL	AT HOME	ON ROAD
LAST 10 GAMES	8-2-0	7-3-0	7-3-0
LAST WIN	4/18/13 (2-1)	4/18/13 (2-1)	2/5/13 (4-2)
LAST LOSS	3/8/12 (1-3)	1/7/12 (0-1)	3/8/12 (1-3)
LAST OT GAME	2/16/11 (4-3 SO)	1/10/04 (2-2 tie)	2/16/11 (4-3 SO)
OVERTIME RECORD	2-4-1	0-1-1	2-3-0
LONGEST WIN STREAK	5 Games	5 Games	4 Games
	2/24/01-2/26/02	2/21/04-3/17/07	1/28/10-12/15/11
LONGEST UNDEFEATED	5 Games	6 Games (5-0-1, 1 Tie)	4 Games
	2/24/01-2/26/02	1/10/04-3/17/07	1/28/10-12/15/11
LONGEST LOSING STREAK	5 Games (0-4-1)	3 Games (0-2-1)	4 Games
	3/2/02-3/25/03	3/2/02-3/25/03	Twice
LONGEST WINLESS	8 Games (0-4-4, 1 Tie)	4 Games (0-2-2, 1 Tie)	4 Games
	3/2/02-2/11/04	3/2/02-1/10/04	Twice
SHUTOUTS BY KINGS	5	4	1
LAST TIME	3/8/10 (6-0)	3/8/10 (6-0)	12/23/08 (3-0)
SHUTOUTS OF KINGS	4	3	1
LAST TIME	1/7/12 (0-1)	1/7/12 (0-1)	10/27/06 (0-2)
MOST GOALS	8	6	8
	11/13/05 (8-2)	Three Times	11/13/05 (8-2)
MOST GOALS AGAINST	7	5	7
	2/8/06 (4-7)	11/17/10 (3-5)	2/8/06 (4-7)

*Active Streak

Dallas STARS

Oct. 19 — Kings vs. Dallas
Dec. 23 — Kings vs. Dallas
Dec. 31 — Kings @ Dallas

2601 Avenue of the Stars
Frisco, TX 75034
(214) 387-5500

Owner/Governor: Tom Gaglardi
General Manager: Jim Nill
Head Coach: Lindy Ruff

Arena: American Airlines Center
Capacity: 18,500
Entered NHL: 1967-68 (Minnesota)

Media Contact: Tom Holy

ALL-TIME RECORD vs. DALLAS (82-97-32-8)

(Minnesota prior to 1993-94)

Year	TOTAL				HOME				AWAY				Year	TOTAL				HOME				AWAY			
	W	L	T	OT	W	L	T	OT	W	L	T	OT		W	L	T	OT	W	L	T	OT	W	L	T	OT
1967-68	2	6	2	-	1	3	1	-	1	3	1	-	1990-91	3	0	0	-	2	0	0	-	1	0	0	-
1968-69	1	4	3	-	1	0	3	-	0	4	0	-	1991-92	1	1	1	-	1	1	0	-	0	0	1	-
1969-70	2	2	4	-	1	0	3	-	1	2	1	-	1992-93	1	1	1	-	0	1	0	-	1	0	1	-
1970-71	0	5	1	-	0	2	1	-	0	3	0	-	1993-94	0	3	1	-	0	1	1	-	0	2	0	-
1971-72	0	6	0	-	0	3	0	-	0	3	0	-	1994-95	2	2	0	-	1	1	0	-	1	1	0	-
1972-73	0	3	2	-	0	2	0	-	0	1	2	-	1995-96	0	0	4	-	0	0	2	-	0	0	2	-
1973-74	2	3	1	-	2	0	1	-	0	3	0	-	1996-97	0	3	1	-	0	1	1	-	0	2	0	-
1974-75	4	0	0	-	2	0	0	-	2	0	0	-	1997-98	0	3	1	-	0	2	0	-	0	1	1	-
1975-76	2	1	1	-	2	0	0	-	0	1	1	-	1998-99	0	6	0	-	0	3	0	-	0	3	0	-
1976-77	1	3	0	-	1	1	0	-	0	2	0	-	1999-00	2	3	0	1	2	1	0	0	2	0	1	-
1977-78	2	1	1	-	1	0	1	-	1	1	0	-	2000-01	3	2	0	0	2	0	0	0	1	2	0	0
1978-79	3	1	0	-	2	0	0	-	1	1	0	-	2001-02	2	2	0	1	2	1	0	0	1	0	1	-
1979-80	2	0	2	-	1	0	1	-	1	0	1	-	2002-03	2	3	0	0	1	1	0	0	1	2	0	0
1980-81	4	0	0	-	2	0	0	-	2	0	0	-	2003-04	2	2	0	0	1	1	0	1	1	1	0	-
1981-82	0	2	1	-	0	0	1	-	0	2	0	-	2005-06	6	2	-	0	3	1	-	0	3	1	-	0
1982-83	1	2	0	-	1	1	0	-	0	1	0	-	2006-07	0	6	-	2	0	3	-	1	0	3	-	1
1983-84	1	1	1	-	0	0	1	-	1	1	0	-	2007-08	4	4	-	0	3	1	-	0	1	3	-	0
1984-85	1	1	1	-	1	1	0	-	0	0	1	-	2008-09	4	1	-	1	2	1	-	0	2	0	-	1
1985-86	2	1	0	-	1	0	0	-	1	1	0	-	2009-10	5	1	-	0	2	1	-	0	3	0	-	0
1986-87	0	2	1	-	0	1	1	-	0	1	0	-	2010-11	4	1	-	1	2	0	-	1	2	1	-	0
1987-88	3	0	0	-	1	0	0	-	2	0	0	-	2011-12	3	1	-	2	1	1	-	1	2	0	-	1
1988-89	2	1	0	-	2	0	0	-	0	1	0	-	2012-13	2	3	-	0	1	2	-	0	1	1	-	0
1989-90	1	2	0	-	1	0	0	-	0	2	0	-	TOTALS	82	97	32	8	49	38	19	3	33	59	13	5

KINGS FAST FACTS

	OVERALL	AT HOME	ON ROAD
LAST 10 GAMES	4-4-2	4-4-2	7-2-1
LAST WIN	4/21/13 (4-3 OT)	4/21/13 (4-3 OT)	3/31/13 (3-2)
LAST LOSS	4/9/13 (1-5)	3/21/13 (0-2)	4/9/13 (1-5)
LAST OT GAME	4/21/13 (4-3 OT)	4/21/13 (4-3 OT)	11/23/11 (2-3 OT)
OVERTIME RECORD	10-9-14	8-3-7	2-6-7
LONGEST WIN STREAK	5 Games Three Times	7 Games 1/30/88-10/19/91	5 Games 3/26/09-10/28/10
LONGEST UNDEFEATED	9 Games (7-0-2) 4/7/79-3/28/81	10 Games (7-0-3) 4/27/77-1/21/82	5 Games 3/26/09-10/28/10
LONGEST LOSING STREAK	11 Games Twice	6 Games Twice	8 Games 3/31/70-11/14/72
LONGEST WINLESS	22 Games (0-17-5) 11/8/95-1/26/00	10 Games (0-7-3) 12/2/95-1/20/00	14 Games (0-11-3) 2/25/70-3/26/74
SHUTOUTS BY KINGS	11	9	2
LAST TIME	10/22/11 (1-0)	10/22/11 (1-0)	3/26/09 (1-0 SO)
SHUTOUTS OF KINGS	12	6	6
LAST TIME	3/21/13 (0-2)	3/21/13 (0-2)	3/26/09 (1-0 SO)
MOST GOALS	10 Twice	10 3/14/81 (10-4)	10 2/17/93 (10-5)
MOST GOALS AGAINST	9 1/16/84 (3-9)	8 Twice	9 1/16/84 (3-9)

*Active Streak

Detroit RED WINGS

Jan. 11 — Kings vs. Detroit
Jan. 18 — Kings @ Detroit

19 Steve Yzerman Drive
Detroit, MI 48226
(313) 471-7000

Owners: Mike and Marian Ilitch
Executive VP/General Manager: Ken Holland
Head Coach: Mike Babcock

Arena: Joe Louis Arena
Capacity: 20,066
Entered NHL: 1926-27

Media Contact: John Hahn

ALL-TIME RECORD vs. DETROIT (81-78-27-4)

Year	TOTAL				HOME				AWAY				Year	TOTAL				HOME				AWAY			
	W	L	T	OT	W	L	T	OT	W	L	T	OT		W	L	T	OT	W	L	T	OT	W	L	T	OT
1967-68	2	1	1	-	0	1	1	-	2	0	0	-	1990-91	2	1	0	-	1	0	0	-	1	1	0	-
1968-69	2	4	0	-	2	1	0	-	0	3	0	-	1991-92	1	2	0	-	0	2	0	-	1	0	0	-
1969-70	0	6	0	-	0	3	0	-	0	3	0	-	1992-93	2	1	1	-	0	1	1	-	2	0	0	-
1970-71	2	1	3	-	2	0	1	-	0	1	2	-	1993-94	1	2	1	-	1	1	0	-	0	1	1	-
1971-72	2	3	1	-	2	1	0	-	0	2	1	-	1994-95	2	1	1	-	2	0	0	-	0	1	1	-
1972-73	2	2	1	-	2	0	1	-	0	2	0	-	1995-96	0	3	1	-	0	1	1	-	0	2	0	-
1973-74	1	3	1	-	1	1	0	-	0	2	1	-	1996-97	0	2	2	-	0	1	1	-	0	1	1	-
1974-75	5	0	1	-	2	0	1	-	3	0	0	-	1997-98	2	1	1	-	1	1	0	-	1	0	1	-
1975-76	3	2	1	-	1	1	1	-	2	1	0	-	1998-99	2	2	0	-	1	1	0	-	1	1	0	-
1976-77	5	0	1	-	3	0	0	-	2	0	1	-	1999-00	2	2	1	0	1	1	0	0	1	1	0	-
1977-78	2	3	1	-	1	1	1	-	1	2	0	-	2000-01	1	1	1	0	1	0	1	0	0	1	0	0
1978-79	5	1	2	-	2	0	2	-	3	1	0	-	2001-02	2	2	0	0	2	0	0	0	2	0	0	-
1979-80	3	0	1	-	1	0	1	-	2	0	0	-	2002-03	1	2	1	0	1	1	0	0	0	1	1	0
1980-81	3	1	0	-	2	0	0	-	1	1	0	-	2003-04	0	3	0	1	0	2	0	0	0	1	0	1
1981-82	2	1	0	-	2	0	0	-	0	1	0	-	2005-06	3	-	1	0	2	-	0	0	1	-	1	-
1982-83	1	0	2	-	1	0	0	-	0	0	2	-	2006-07	1	2	-	1	1	1	-	0	0	1	-	1
1983-84	2	0	1	-	1	0	1	-	1	0	0	-	2007-08	1	3	-	0	0	2	-	0	1	1	-	0
1984-85	2	1	0	-	1	0	0	-	1	1	0	-	2008-09	0	3	-	1	0	-	1	0	2	-	0	-
1985-86	1	2	0	-	0	2	0	-	1	0	0	-	2009-10	2	2	-	0	1	1	-	0	1	1	-	0
1986-87	3	0	0	-	1	0	0	-	2	0	0	-	2010-11	3	1	-	0	1	1	-	0	2	0	-	0
1987-88	1	2	0	-	1	1	0	-	0	1	0	-	2011-12	1	3	-	0	1	1	-	0	0	2	-	0
1988-89	3	0	0	-	1	0	0	-	2	0	0	-	2012-13	1	2	-	0	1	0	-	0	0	2	-	0
1989-90	2	1	0	-	2	0	0	-	0	1	0	-	TOTALS	81	78	27	4	47	33	14	1	34	45	13	3

KINGS FAST FACTS

	OVERALL	AT HOME	ON ROAD
LAST 10 GAMES	4-6-0	4-5-1	3-7-0
LAST WIN	2/27/13 (2-1)	2/27/13 (2-1)	3/9/11 (2-1)
LAST LOSS	4/24/13 (1-3)	11/19/11 (1-4)	4/24/13 (1-3)
LAST OT GAME	12/4/10 (3-2 OT)	12/4/10 (3-2 OT)	3/9/07 (2-3 OT)
OVERTIME RECORD	5-4-11	2-1-5	3-3-6
LONGEST WIN STREAK	6 Games 3/19/88-1/18/90	6 Games 1/3/79-12/11/80	6 Games 1/3/79-12/11/80
LONGEST UNDEFEATED	13 Games (11-0-2) 2/12/78-1/20/81	15 Games (10-0-5) 3/16/78-3/16/85	6 Games 1/3/79-12/11/80
LONGEST LOSING STREAK	12 Games (0-10-2) 2/24/03-12/31/06	6 Games 3/10/03-10/16/06	8 Games (0-5-3) 2/24/03-12/19/07
LONGEST WINLESS	13 Games (0-10-3) 11/23/02-12/31/06	6 Games 3/10/03-10/16/06	17 Games (0-13-4) 1/9/69-1/12/74
SHUTOUTS BY KINGS	5	3	2
LAST TIME	12/13/10 (5-0)	4/4/02 (3-0)	12/13/10 (5-0)
SHUTOUTS OF KINGS	8	4	4
LAST TIME	1/15/09 (0-4)	1/15/09 (0-4)	10/21/96 (0-3)
MOST GOALS	11 1/20/81 (11-4)	11 1/20/81 (11-4)	9 3/29/93 (9-3)
MOST GOALS AGAINST	10 11/5/81 (2-10)	7 Three Times	10 11/5/81 (2-10)

*Active Streak



Edmonton OILERS

Oct. 27 — Kings vs. Edmonton
Dec. 17 — Kings vs. Edmonton
Mar. 9 — Kings @ Edmonton
Apr. 10 — Kings @ Edmonton

11230 - 110 Street
Edmonton, Alberta T5G 3H7
(780) 414-4000

Owner/Governor: Daryl A. Katz
General Manager: Craig MacTavish
Head Coach: Dallas Eakins

Arena: Rexall Place
Capacity: 16,839
Entered NHL: 1979-80

Media Contact: J.J. Hebert

ALL-TIME RECORD vs. EDMONTON (68-79-30-8)

Year	TOTAL				HOME				AWAY				Year	TOTAL				HOME				AWAY			
	W	L	T	OT	W	L	T	OT	W	L	T	OT		W	L	T	OT	W	L	T	OT	W	L	T	OT
1979-80	1	2	1	-	1	1	0	-	0	1	1	-	1996-97	2	3	1	-	1	1	1	-	1	2	0	-
1980-81	2	0	2	-	2	0	0	-	0	0	2	-	1997-98	1	4	0	-	0	3	0	-	1	1	0	-
1981-82	1	5	2	-	1	2	1	-	0	3	1	-	1998-99	3	0	1	-	1	0	1	-	2	0	0	-
1982-83	1	5	2	-	0	2	2	-	1	3	0	-	1999-00	1	2	1	0	1	0	1	0	0	2	0	0
1983-84	2	6	0	-	1	3	0	-	1	3	0	-	2000-01	1	3	0	0	0	2	0	0	1	1	0	0
1984-85	3	4	1	-	2	1	1	-	1	3	0	-	2001-02	2	1	1	0	1	1	0	0	1	0	1	0
1985-86	0	6	2	-	0	3	1	-	0	3	1	-	2002-03	1	3	0	0	0	2	0	0	1	1	0	0
1986-87	2	4	2	-	1	3	0	-	1	1	2	-	2003-04	2	2	0	0	1	1	0	0	1	1	0	0
1987-88	2	4	2	-	2	1	1	-	0	3	1	-	2005-06	1	3	-	0	1	1	-	0	0	2	-	0
1988-89	4	4	0	-	2	2	0	-	2	2	0	-	2006-07	2	1	-	1	1	0	-	1	1	-	0	0
1989-90	2	4	2	-	1	2	1	-	1	2	1	-	2007-08	2	1	-	1	1	0	-	1	1	-	0	0
1990-91	5	2	1	-	3	0	1	-	2	2	0	-	2008-09	2	0	-	2	0	0	-	2	0	-	0	0
1991-92	3	1	3	-	2	0	1	-	1	1	2	-	2009-10	2	0	-	2	0	0	-	2	0	-	0	0
1992-93	5	1	1	-	2	1	0	-	3	0	1	-	2010-11	4	0	-	0	2	0	-	0	2	0	-	0
1993-94	2	2	3	-	1	1	2	-	1	1	1	-	2011-12	2	1	-	1	1	1	-	0	1	0	-	1
1994-95	2	2	1	-	1	1	1	-	1	1	0	-	2012-13	2	0	-	1	1	0	-	0	1	0	-	1
1995-96	1	3	1	-	1	1	0	-	0	2	1	-	TOTALS	68	79	30	8	35	36	15	6	33	43	15	2

KINGS FAST FACTS

	OVERALL	AT HOME	ON ROAD
LAST 10 GAMES	7-1-2	4-1-5	8-0-2
LAST WIN	4/6/13 (4-1)	4/6/13 (4-1)	2/19/13 (3-1)
LAST LOSS	1/24/13 (1-2 OT)	11/3/11 (0-3)	1/24/13 (1-2 OT)
LAST OT GAME	1/24/13 (1-2 OT)	12/23/10 (3-2 SO)	1/24/13 (1-2 OT)
OVERTIME RECORD	7-11-23	3-7-12	4-4-11
LONGEST WIN STREAK	4 Games 12/23/10-3/29/11	4 Games 11/10/90-11/14/92	6 Games 11/26/08-3/29/11
LONGEST UNDEFEATED	8 Games (6-0-2) 2/14/91-1/2/92	10 Games (7-0-3) 1/11/90-11/14/92	6 Games 11/26/08-3/29/11
LONGEST LOSING STREAK	4 Games Five Times	5 Games (0-0-5) 12/3/07-4/10/10	4 Games Three Times
LONGEST WINLESS	9 Games Twice	5 Games Four Times	11 Games (0-7-4, 4 Ties) 1/5/80-1/23/83
SHUTOUTS BY KINGS	3	2	1
LAST TIME	4/2/12 (2-0)	4/2/12 (2-0)	3/29/11 (2-0)
SHUTOUTS OF KINGS	8	3	5
LAST TIME	11/3/11 (0-3)	11/3/11 (0-3)	3/30/06 (0-4)
MOST GOALS	9 Twice	9 12/22/79 (9-3)	9 12/28/91 (9-4)
MOST GOALS AGAINST	11 11/25/81 (4-11)	9 3/26/83 (3-9)	11 11/25/81 (4-11)

*Active Streak

Florida PANTHERS

Oct. 13 — Kings @ Florida
Mar. 22 — Kings vs. Florida

One Panther Parkway
Sunrise, FL 33323
(954) 835-7000

General Partner/Chairman of the Board/CEO: Cliff Viner
Executive VP/General Manager: Dale Tallon
Head Coach: Kevin Dineen

Arena: BB&T Center
Capacity: 17,040
Entered NHL: 1993-94

Media Contact: Matt Sacco

ALL-TIME RECORD vs. FLORIDA (12-9-3-0)

Year	TOTAL				HOME				AWAY			
	W	L	T	OT	W	L	T	OT	W	L	T	OT
1993-94	0	1	1	-	0	1	0	-	0	0	1	-
1994-95	-	-	-	-	-	-	-	-	-	-	-	-
1995-96	1	1	0	-	1	0	0	-	0	1	0	-
1996-97	0	2	0	-	0	1	0	-	0	1	0	-
1997-98	1	0	1	-	1	0	0	-	0	0	1	-
1998-99	1	0	1	-	1	0	0	-	0	0	1	-
1999-00	1	1	0	0	1	0	0	0	0	1	0	0
2000-01	0	1	0	0	0	1	0	0	0	0	0	0
2001-02	1	1	0	0	1	0	0	0	0	1	0	0
2002-03	0	1	0	0	0	1	0	0	0	0	0	0
2003-04	1	0	0	0	0	0	0	0	1	0	0	0
2005-06	1	0	-	0	1	0	-	0	0	0	-	0
2006-07	1	0	-	0	0	0	-	0	1	0	-	0
2007-08	-	-	-	-	-	-	-	-	-	-	-	-
2008-09	1	0	-	0	1	0	-	0	0	0	-	0
2009-10	1	0	-	0	0	0	-	0	1	0	-	0
2010-11	1	0	-	0	1	0	-	0	0	0	-	0
2011-12	1	1	-	0	1	0	-	0	0	1	-	0
2012-13	-	-	-	-	-	-	-	-	-	-	-	-
TOTALS	12	9	3	0	9	4	0	0	3	5	3	0

KINGS FAST FACTS

	OVERALL	AT HOME	ON ROAD
LAST 10 GAMES	8-2-0	8-2-0	3-5-2 (3 Ties)
LAST WIN	12/1/11 (2-1)	12/1/11 (2-1)	11/16/09 (4-3 SO)
LAST LOSS	2/9/12 (1-3)	11/27/02 (2-5)	2/9/12 (1-3)
LAST OT GAME	11/16/09 (4-3 SO)	Never	11/16/09 (4-3 SO)
OVERTIME RECORD	1-0-3	0-0-0	1-0-3
LONGEST WIN STREAK	7 Games 11/5/03-12/11/11	4 Games* 12/10/05-Present	3 Games 11/5/03-11/16/09
LONGEST UNDEFEATED	7 Games 11/5/03-12/11/11	4 Games* 12/10/05-Present	3 Games 11/5/03-11/16/09
LONGEST LOSING STREAK	3 Games 11/27/95-1/4/97	1 Game Four Times	2 Games Twice
LONGEST WINLESS	3 Games 11/27/95-1/4/97	1 Game Four Times	7 Games (0-4-3) 10/19/93-10/26/01
SHUTOUTS BY KINGS	1	Never	1
LAST TIME	2/3/07 (7-0)		2/3/07 (7-0)
SHUTOUTS OF KINGS	1	1	Never
LAST TIME	1/4/97 (0-5)	1/4/97 (0-5)	
MOST GOALS	7 2/3/07 (7-0)	5 12/8/93 (5-6)	7 2/3/07 (7-0)
MOST GOALS AGAINST	6 12/8/93 (5-6)	6 12/8/93 (5-6)	5 11/27/95 (1-5)

*Active Streak



Minnesota WILD

Oct. 3 — Kings @ Minnesota
Jan. 7 — Kings vs. Minnesota
Mar. 31 — Kings vs. Minnesota

317 Washington Street
Saint Paul, MN 55102
(651) 602-6000

Owner/Governor: Craig Leipold
General Manager: Chuck Fletcher
Head Coach: Mike Yeo

Arena: Xcel Energy Center
Capacity: 18,064
Entered NHL: 2000-01

Media Contact: Aaron Sickman

ALL-TIME RECORD vs. MINNESOTA (21-14-5-7)

Year	TOTAL				HOME				AWAY			
	W	L	T	OT	W	L	T	OT	W	L	T	OT
2000-01	2	2	0	0	1	1	0	0	1	1	0	0
2001-02	2	1	1	0	1	1	0	0	1	0	1	0
2002-03	1	2	1	0	0	2	0	0	1	0	1	0
2003-04	1	0	3	0	0	0	2	0	1	0	1	0
2005-06	3	1	—	0	2	0	—	0	1	1	—	0
2006-07	0	2	—	2	0	0	—	2	0	2	—	0
2007-08	1	2	—	1	1	1	—	0	0	1	—	1
2008-09	4	0	—	0	2	0	—	0	2	0	—	0
2009-10	2	2	—	0	1	1	—	0	1	1	—	0
2010-11	2	0	—	2	1	0	—	1	1	0	—	1
2011-12	2	1	—	1	1	1	—	0	1	0	—	1
2012-13	1	1	—	1	1	0	—	0	0	1	—	1
TOTALS	21	14	5	7	11	7	2	3	10	7	3	4

KINGS FAST FACTS

	OVERALL	AT HOME	ON ROAD
LAST 10 GAMES	4-2-4	6-3-1	5-2-3
LAST WIN	4/4/13 (3-0)	4/4/13 (3-0)	2/28/12 (4-0)
LAST LOSS	4/23/13 (1-2)	12/8/11 (2-4)	4/23/13 (1-2)
LAST OT GAME	3/30/13 (3-4 SO)	12/11/10 (2-3 OT)	3/30/13 (3-4 SO)
OVERTIME RECORD	5-7-5	2-3-2	3-4-3
LONGEST WIN STREAK	5 Games 12/13/08-10/8/09	3 Games 12/13/08-10/8/09	3 Games 1/20/09-12/31/09
LONGEST UNDEFEATED	5 Games Twice	4 Games (2-0-2, 2 Ties) 1/26/04-3/2/06	7 Games (4-0-3, 3 Ties) 2/16/01-2/10/04
LONGEST LOSING STREAK	4 Games (0-2-2) 10/18/06-3/24/07	2 Games (0-3-1) Four Times	4 Games (0-3-1) 10/25/06-3/15/08
LONGEST WINLESS	4 Games (0-2-2) 10/18/06-3/24/07	4 Games (0-2-2) 11/4/02-3/4/04	4 Games (0-3-1) 10/25/06-3/15/08
SHUTOUTS BY KINGS	5	1	4
LAST TIME	4/4/13 (3-0)	4/4/13 (3-0)	2/28/12 (4-0)
SHUTOUTS OF KINGS	2	Never	2
LAST TIME	2/1/11 (0-1 SO)		2/1/11 (0-1 SO)
MOST GOALS	6 10/8/09 (6-3)	6 10/8/09 (6-3)	5 Twice
MOST GOALS AGAINST	5 Twice	5 11/4/02 (2-5)	5 2/7/06 (1-5)

*Active Streak

Montreal CANADIENS

Dec. 10 — Kings @ Montreal
Mar. 3 — Kings vs. Montreal

1909, avenue des Canadiens-de-Montréal
Montreal, Quebec H4B 5G0
(514) 932-2582

Owner/President/CEO: Geoff Molson
Executive Vice President/General Manager: Marc Bergevin
Head Coach: Michel Therrien

Arena: Bell Centre
Capacity: 21,273
Entered NHL: 1917-18

Media Contact: Donald Beauchamp

ALL-TIME RECORD vs. MONTREAL (27-88-20-0)

Year	TOTAL				HOME				AWAY				Year	TOTAL				HOME				AWAY			
	W	L	T	OT	W	L	T	OT	W	L	T	OT		W	L	T	OT	W	L	T	OT	W	L	T	OT
1967-68	2	2	0	—	1	1	0	—	1	1	0	—	1990-91	1	1	1	—	0	1	0	—	1	0	1	—
1968-69	0	4	2	—	0	3	0	—	0	1	2	—	1991-92	1	1	0	—	1	0	0	—	0	1	0	—
1969-70	0	6	0	—	0	3	0	—	0	3	0	—	1992-93	0	1	2	—	0	0	2	—	0	1	0	—
1970-71	2	4	0	—	2	1	0	—	0	3	0	—	1993-94	0	1	1	—	0	0	1	—	0	1	0	—
1971-72	0	5	1	—	0	2	1	—	0	3	0	—	1994-95	—	—	—	—	—	—	—	—	—	—	—	—
1972-73	0	4	1	—	0	2	1	—	0	2	0	—	1995-96	1	1	0	—	1	0	0	—	0	1	0	—
1973-74	1	3	1	—	0	2	0	—	1	1	1	—	1996-97	1	1	0	—	1	0	0	—	0	1	0	—
1974-75	1	2	3	—	0	1	2	—	1	1	1	—	1997-98	0	2	0	—	0	1	0	—	0	1	0	—
1975-76	2	3	1	—	2	1	0	—	0	2	1	—	1998-99	0	1	0	—	0	0	0	—	0	1	0	—
1976-77	0	4	2	—	0	2	1	—	0	2	1	—	1999-00	1	1	0	0	0	1	0	0	1	0	0	0
1977-78	1	4	1	—	0	2	1	—	1	2	0	—	2000-01	1	0	0	0	1	0	0	0	0	0	0	0
1978-79	3	3	2	—	2	2	0	—	1	1	2	—	2001-02	0	1	0	0	0	0	0	0	0	1	0	0
1979-80	0	4	0	—	0	2	0	—	0	2	0	—	2002-03	1	1	0	0	1	0	0	0	0	1	0	0
1980-81	1	3	0	—	1	1	0	—	0	2	0	—	2003-04	0	1	0	0	0	1	0	0	0	0	0	0
1981-82	1	2	0	—	1	1	0	—	0	1	0	—	2005-06	0	1	—	0	0	0	—	0	0	1	—	0
1982-83	1	2	0	—	1	0	0	—	0	2	0	—	2006-07	—	—	—	—	—	—	—	—	—	—	—	—
1983-84	2	1	0	—	2	0	0	—	0	1	0	—	2007-08	0	1	—	0	0	1	—	0	0	0	—	0
1984-85	0	2	1	—	0	1	0	—	0	1	1	—	2008-09	0	1	—	0	0	0	—	0	0	1	—	0
1985-86	1	2	0	—	0	2	0	—	1	0	0	—	2009-10	0	1	—	0	0	1	—	0	0	0	—	0
1986-87	0	3	0	—	0	1	0	—	0	2	0	—	2010-11	0	1	—	0	0	0	—	0	0	1	—	0
1987-88	1	2	0	—	1	1	0	—	0	1	0	—	2011-12	0	1	—	0	0	1	—	0	0	0	—	0
1988-89	0	3	0	—	0	1	0	—	0	2	0	—	2012-13	—	—	—	—	—	—	—	—	—	—	—	—
1989-90	1	1	1	—	1	1	0	—	0	0	1	—	TOTALS	27	88	20	0	19	40	9	0	8	48	11	0

KINGS FAST FACTS

	OVERALL	AT HOME	ON ROAD
LAST 10 GAMES	1-9-0	4-6-0	1-9-0
LAST WIN	3/8/03 (2-1)	3/8/03 (2-1)	12/11/99 (4-2)
LAST LOSS	12/3/11 (1-2)	12/3/11 (1-2)	11/24/10 (1-4)
LAST OT GAME	2/28/94 (3-3 Tie)	2/28/94 (3-3 Tie)	3/10/91 (4-4 Tie)
OVERTIME RECORD	1-1-6	0-1-3	1-0-3
LONGEST WIN STREAK	2 Games Three Times	3 Games 11/13/82-1/18/84	1 Game Eight Times
LONGEST UNDEFEATED	4 Games (1-0-3) 10/12/74-1/19/75	6 Games (3-0-3) 2/29/92-11/7/96	4 Games (2-0-2) 1/15/74-1/19/75
LONGEST LOSING STREAK	7 Games* Twice	7 Games 3/5/68-3/19/70	10 Games 10/11/69-11/11/72
LONGEST WINLESS	15 Games Twice	12 Games (0-9-3) 2/25/71-12/17/75	17 Games (0-14-3) 2/3/68-11/28/73
SHUTOUTS BY KINGS	Never	Never	Never
LAST TIME	11	2	9
SHUTOUTS OF KINGS	12/3/97 (0-2)	11/9/85 (0-6)	12/3/97 (0-2)
LAST TIME	7	7	7
MOST GOALS	Three Times	Twice	12/8/84 (7-9)
MOST GOALS AGAINST	11 1/6/83 (3-11)	7 Four Times	11 1/6/83 (3-11)

*Active Streak

Nashville PREDATORS

Oct. 17 — Kings @ Nashville
Nov. 2 — Kings vs. Nashville
Dec. 28 — Kings @ Nashville

501 Broadway
Nashville, TN 37203
(615) 770-2300

Arena: Bridgestone Arena
Capacity: 17,113
Entered NHL: 1998-99

Chairman/Alternate Governor: Thomas G. Cigarran
President of Hockey Operations/
GM/Alternate Governor: David Poile
Head Coach: Barry Trotz

Media Contact: Gerry Helper

ALL-TIME RECORD vs. NASHVILLE (28-21-3-3)

Year	TOTAL				HOME				AWAY			
	W	L	T	OT	W	L	T	OT	W	L	T	OT
1998-99	1	3	0	—	0	2	0	—	1	1	0	—
1999-00	3	0	0	1	1	0	0	1	2	0	0	0
2000-01	2	1	1	0	1	1	0	0	1	0	1	0
2001-02	3	0	1	0	2	0	0	0	1	0	1	0
2002-03	3	1	0	0	1	1	0	0	2	0	0	0
2003-04	3	0	1	0	2	0	0	0	1	0	1	0
2005-06	2	2	—	0	2	0	—	0	0	2	—	0
2006-07	1	3	—	0	0	2	—	0	1	1	—	0
2007-08	2	2	—	0	1	1	—	0	1	1	—	0
2008-09	0	3	—	1	0	2	—	0	0	1	—	1
2009-10	1	3	—	0	0	2	—	0	1	1	—	0
2010-11	3	1	—	0	1	1	—	0	2	0	—	0
2011-12	3	1	—	0	2	0	—	0	1	1	—	0
2012-13	1	1	—	1	1	0	—	1	0	1	—	0
TOTALS	28	21	3	3	14	12	0	2	14	9	3	1

KINGS FAST FACTS

	OVERALL	AT HOME	ON ROAD
LAST 10 GAMES	6-3-1	4-5-1	5-4-1
LAST WIN	3/4/13 (5-1)	3/4/13 (5-1)	3/6/12 (5-4)
LAST LOSS	2/7/13 (0-3)	1/31/13 (1-2 SO)	2/7/13 (0-3)
LAST OT GAME	1/31/13 (1-2 SO)	1/31/13 (1-2 SO)	3/28/09 (3-4 OT)
OVERTIME RECORD	3-3-3	3-1-0	0-2-3
LONGEST WIN STREAK	4 Games Twice	4 Games Twice	4 Games 3/7/02-12/11/03
LONGEST UNDEFEATED	7 Games (6-0-1) 2/27/01-11/2/02	4 Games Twice	11 Games (8-0-3) 4/12/99-1/13/04
LONGEST LOSING STREAK	7 Games 10/25/08-3/14/10	5 Games 1/8/08-3/14/10	3 Games Twice
LONGEST WINLESS	7 Games (0-6-1) 10/25/08-3/14/10	5 Games 1/8/08-3/14/10	3 Games Twice
SHUTOUTS BY KINGS	8	4	4
LAST TIME	3/30/10 (2-0)	10/23/07 (6-0)	3/30/10 (2-0)
SHUTOUTS OF KINGS	4	1	3
LAST TIME	2/7/13 (0-3)	1/8/08 (0-7)	2/7/13 (0-3)
MOST GOALS	6 Five Times	6 Three Times	6 Twice
MOST GOALS AGAINST	7 Twice	7 1/8/08 (0-7)	7 12/23/06 (0-7)

*Active Streak

New Jersey DEVILS

Nov. 15 — Kings @ New Jersey
Nov. 21 — Kings vs. New Jersey

165 Mulberry St.
Newark, NJ 07102
(973) 757-6100

Arena: Prudential Center
Capacity: 17,625
Entered NHL: 1974-75 (Kansas City)

Chairman/Managing Partner: Jeff Vanderbeek
CEO/President/General Manager: Lou Lamoriello
Head Coach: Peter DeBoer

Media Contact: Mike Levine

ALL-TIME RECORD vs. NEW JERSEY (51-29-11-2)

(Kansas City Scouts, 1974-76; Colorado Rockies, 1976-82)

Year	TOTAL				HOME				AWAY				Year	TOTAL				HOME				AWAY			
	W	L	T	OT	W	L	T	OT	W	L	T	OT		W	L	T	OT	W	L	T	OT	W	L	T	OT
1974-75	3	1	0	—	2	0	0	—	1	1	0	—	1994-95	—	—	—	—	—	—	—	—	—	—	—	—
1975-76	4	0	0	—	2	0	0	—	2	0	0	—	1995-96	0	2	0	—	0	1	0	—	0	1	0	—
1976-77	2	0	2	—	1	0	1	—	1	0	1	—	1996-97	0	2	0	—	0	1	0	—	0	1	0	—
1977-78	2	1	1	—	2	0	0	—	0	1	1	—	1997-98	2	0	0	—	1	0	0	—	1	0	0	—
1978-79	2	0	2	—	1	0	1	—	1	0	1	—	1998-99	1	1	0	—	0	1	0	—	1	0	0	—
1979-80	4	0	0	—	2	0	0	—	2	0	0	—	1999-00	0	1	0	0	0	0	0	0	0	1	0	0
1980-81	3	0	1	—	1	0	1	—	2	0	0	—	2000-01	1	1	0	0	0	1	0	0	1	0	0	0
1981-82	4	2	2	—	3	0	1	—	1	2	1	—	2001-02	1	0	0	0	0	0	0	0	1	0	0	0
1982-83	2	1	0	—	2	0	0	—	0	1	0	—	2002-03	1	0	0	0	1	0	0	0	0	0	0	0
1983-84	1	2	0	—	1	0	0	—	0	2	0	—	2003-04	0	1	0	1	0	1	0	0	0	0	0	1
1984-85	3	0	0	—	2	0	0	—	1	0	0	—	2005-06	—	—	—	—	—	—	—	—	—	—	—	—
1985-86	1	2	0	—	0	1	0	—	1	1	0	—	2006-07	1	0	—	0	1	0	—	0	0	0	—	0
1986-87	2	1	0	—	2	0	0	—	0	1	0	—	2007-08	0	1	—	0	0	0	—	0	1	—	0	—
1987-88	1	1	1	—	0	0	1	—	1	1	0	—	2008-09	1	1	—	0	0	1	—	0	1	—	0	—
1988-89	1	0	2	—	1	0	1	—	0	0	1	—	2009-10	1	0	—	0	0	0	—	0	0	—	1	0
1989-90	1	2	0	—	1	0	0	—	0	2	0	—	2010-11	1	0	—	0	1	0	—	0	0	—	0	—
1990-91	2	1	0	—	1	1	0	—	1	0	0	—	2011-12	0	1	—	1	0	1	—	0	0	—	0	—
1991-92	0	3	0	—	0	1	0	—	0	2	0	—	2012-13	—	—	—	—	—	—	—	—	—	—	—	—
1992-93	1	1	0	—	1	0	0	—	0	1	0	—	TOTALS	51	29	11	2	30	10	6	0	21	19	5	2
1993-94	2	0	0	—	1	0	0	—	1	0	0	—													

KINGS FAST FACTS

	OVERALL	AT HOME	ON ROAD
LAST 10 GAMES	4-4-2	4-6-0	6-2-2
LAST WIN	10/30/10 (3-1)	10/30/10 (3-1)	1/31/10 (3-2)
LAST LOSS	10/25/11 (0-3)	10/25/11 (0-3)	10/13/11 (1-2 SO)
LAST OT GAME	10/13/11 (1-2 SO)	11/27/06 (3-2 SO)	10/13/11 (1-2 SO)
OVERTIME RECORD	2-2-3	2-0-2	0-2-1
LONGEST WIN STREAK	7 Games 10/23/79-3/6/81	6 Games 3/27/82-1/29/85	5 Games 2/4/79-3/6/81
LONGEST UNDEFEATED	14 Games (11-0-3) 3/2/78-10/15/81	23 Games (19-0-4) 10/19/74-1/19/85	6 Games (5-0-1) 12/19/78-3/6/81
LONGEST LOSING STREAK	4 Games Twice	2 Games Three Times	3 Games Twice
LONGEST WINLESS	4 Games Twice	2 Games Three Times	3 Games Three Times
SHUTOUTS BY KINGS	6	2	4
LAST TIME	10/28/98 (4-0)	11/24/82 (3-0)	10/28/98 (4-0)
SHUTOUTS OF KINGS	2	2	Never
LAST TIME	10/25/11 (0-3)	10/25/11 (0-3)	
MOST GOALS	10 10/15/81 (10-2)	10 10/15/81 (10-2)	8 Twice
MOST GOALS AGAINST	7 Three Times	6 Three Times	7 Three Times

*Active Streak

Ottawa SENATORS

Oct. 9 — Kings vs. Ottawa
Dec.14 — Kings @ Ottawa

1000 Palladium Dr.
Ottawa, Ontario K2V 1A5
(613) 599-0250

Arena: Canadian Tire Centre
Capacity: 19,153
Entered NHL: 1992-93

Owner/Governor/Chairman: Eugene Melnyk
Executive VP/General Manager/
Alt. Governor: Bryan Murray
Head Coach: Paul MacLean

Media Contact: Brian Morris

ALL-TIME RECORD vs. OTTAWA (16-7-2-0)

Year	TOTAL				HOME				AWAY			
	W	L	T	OT	W	L	T	OT	W	L	T	OT
1992-93	2	0	0	—	1	0	0	—	1	0	0	—
1993-94	1	1	0	—	1	0	0	—	0	1	0	—
1994-95	—	—	—	—	—	—	—	—	—	—	—	—
1995-96	1	1	0	—	1	0	0	—	0	1	0	—
1996-97	1	0	1	—	1	0	0	—	0	0	1	—
1997-98	1	1	0	—	1	0	0	—	0	1	0	—
1998-99	1	1	0	—	1	0	0	—	0	1	0	—
1999-00	0	1	0	0	0	1	0	0	0	0	0	0
2000-01	1	0	0	0	0	0	0	0	1	0	0	0
2001-02	1	0	1	0	0	0	1	0	1	0	0	0
2002-03	2	0	0	0	1	0	0	0	1	0	0	0
2003-04	1	0	0	0	1	0	0	0	0	0	0	0
2005-06	0	1	—	0	0	0	—	0	0	1	—	0
2006-07	—	—	—	—	—	—	—	—	—	—	—	—
2007-08	1	0	—	0	1	0	—	0	0	0	—	0
2008-09	1	0	—	0	0	0	—	0	1	0	—	0
2009-10	1	0	—	0	1	0	—	0	0	0	—	0
2010-11	0	1	—	0	0	0	—	0	0	1	—	0
2011-12	1	0	—	0	1	0	—	0	0	0	—	0
2012-13	—	—	—	—	—	—	—	—	—	—	—	—
TOTALS	16	7	2	0	11	1	1	0	5	6	1	0

KINGS FAST FACTS

	OVERALL	AT HOME	ON ROAD
LAST 10 GAMES	7-2-1 (1 Tie)	8-1-1 (1 Tie)	4-5-1 (1 Tie)
LAST WIN	1/23/12 (4-1)	1/23/12 (4-1)	2/3/09 (1-0)
LAST LOSS	11/22/10 (2-3)	1/11/00 (3-4)	11/22/10 (2-3)
LAST OT GAME	3/4/02 (1-1 Tie)	3/4/02 (1-1 Tie)	1/16/01 (7-6 OT)
OVERTIME RECORD	1-0-2	0-0-1	1-0-1
LONGEST WIN STREAK	3 Games Twice	6 Games 3/4/93-3/15/99	3 Games 1/16/01-11/8/02
LONGEST UNDEFEATED	6 Games (5-0-1) 1/16/01-10/15/03	6 Games* Twice	3 Games 1/16/01-11/8/02
LONGEST LOSING STREAK	2 Games 12/4/97-12/3/98	1 Game 1/11/00	2 Games 12/4/97-12/3/98
LONGEST WINLESS	2 Games 12/4/97-12/3/98	1 Game 1/11/00	5 Games (0-4-1) 12/13/93-12/3/98
SHUTOUTS BY KINGS	5	4	1
LAST TIME	2/3/09 (1-0)	3/6/08 (2-0)	2/3/09 (1-0)
SHUTOUTS OF KINGS	Never	Never	Never
LAST TIME			
MOST GOALS	8 3/4/93 (8-6)	8 3/4/93 (8-6)	7 1/16/01 (7-6 OT)
MOST GOALS AGAINST	6 Twice	6 3/4/93 (8-6)	6 1/16/01 (7-6 OT)

*Active Streak

Philadelphia FLYERS

Feb. 1 — Kings vs. Philadelphia
Mar. 24 — Kings @ Philadelphia

3601 S. Broad Street
Philadelphia, PA 19148
(215) 465-4500

Arena: Wells Fargo Center
Capacity: 19,537
Entered NHL: 1967-68

Chairman: Ed Snider
General Manager: Paul Holmgren
Head Coach: Peter Laviolette

Media Contact: Zack Hill

ALL-TIME RECORD vs. PHILADELPHIA (40-81-15-1)

	TOTAL				HOME				AWAY					TOTAL				HOME				AWAY			
Year	W	L	T	OT	W	L	T	OT	W	L	T	OT	Year	W	L	T	OT	W	L	T	OT	W	L	T	OT
1967-68	5	4	1	–	3	2	0	–	2	2	1	–	1990-91	2	1	0	–	1	1	0	–	1	0	0	–
1968-69	3	4	1	–	2	1	1	–	1	3	0	–	1991-92	2	1	0	–	2	0	0	–	0	1	0	–
1969-70	2	5	1	–	2	2	0	–	0	3	1	–	1992-93	1	1	0	–	0	1	0	–	1	0	0	–
1970-71	1	2	3	–	0	1	2	–	1	1	1	–	1993-94	0	2	0	–	0	1	0	–	0	1	0	–
1971-72	2	3	1	–	1	2	0	–	1	1	1	–	1994-95	–	–	–	–	–	–	–	–	–	–	–	–
1972-73	4	2	0	–	2	1	0	–	2	1	0	–	1995-96	0	1	1	–	0	0	1	–	0	1	0	–
1973-74	2	2	1	–	1	1	1	–	1	1	0	–	1996-97	1	1	0	–	1	0	0	–	0	1	0	–
1974-75	1	2	1	–	0	1	1	–	1	1	0	–	1997-98	1	1	0	–	1	0	0	–	0	1	0	–
1975-76	0	2	2	–	0	1	1	–	0	1	1	–	1998-99	1	1	0	–	1	0	0	–	0	1	0	–
1976-77	0	4	0	–	0	2	0	–	0	2	0	–	1999-00	1	1	0	–	0	1	0	–	0	1	0	–
1977-78	0	3	1	–	0	2	0	–	0	1	1	–	2000-01	0	1	0	–	0	0	0	–	0	1	0	–
1978-79	0	4	0	–	0	2	0	–	0	2	0	–	2001-02	0	1	0	–	0	1	0	–	0	0	0	–
1979-80	0	4	0	–	0	2	0	–	0	2	0	–	2002-03	0	2	0	–	0	1	0	–	0	1	0	–
1980-81	0	4	0	–	0	2	0	–	0	2	0	–	2003-04	1	0	0	–	1	0	0	–	0	0	0	–
1981-82	0	2	1	–	0	0	1	–	0	2	0	–	2005-06	–	–	–	–	–	–	–	–	–	–	–	–
1982-83	1	2	0	–	0	2	0	–	1	0	0	–	2006-07	0	1	–	0	0	1	–	0	0	–	0	–
1983-84	1	2	0	–	0	1	0	–	1	1	0	–	2007-08	0	0	–	1	0	0	–	0	0	–	0	–
1984-85	1	1	1	–	1	1	0	–	0	0	1	–	2008-09	1	1	–	0	1	0	–	0	1	–	0	–
1985-86	0	3	0	–	0	1	0	–	0	2	0	–	2009-10	0	1	–	0	0	1	–	0	0	–	0	–
1986-87	2	1	0	–	1	1	0	–	1	0	0	–	2010-11	1	1	–	0	0	1	–	0	1	0	–	
1987-88	0	3	0	–	0	1	0	–	0	2	0	–	2011-12	1	0	–	0	0	0	–	0	1	0	–	
1988-89	2	1	0	–	1	1	0	–	1	0	0	–	2012-13	–	–	–	–	–	–	–	–	–	–	–	–
1989-90	0	3	0	–	0	1	0	–	0	2	0	–	TOTALS	40	81	15	1	22	40	8	0	18	41	7	1

KINGS FAST FACTS

	OVERALL	AT HOME	ON ROAD
LAST 10 GAMES	4-5-1	4-6-0	3-6-1
LAST WIN	10/15/11 (3-2 OT)	1/3/09 (2-1 SO)	10/15/11 (3-2 OT)
LAST LOSS	12/30/10 (4-7)	12/30/10 (4-7)	2/25/09 (0-2)
LAST OT GAME	10/15/11 (3-2 OT)	1/3/09 (2-1 SO)	10/15/11 (3-2 OT)
OVERTIME RECORD	3-2-2	1-0-1	2-2-1
LONGEST WIN STREAK	6 Games 12/30/72-11/8/73	4 Games 2/16/68-12/4/68	3 Games 1/11/72-11/8/73
LONGEST UNDEFEATED	6 Games Twice	4 Games 2/16/68-12/4/68	3 Games Three Times
LONGEST LOSING STREAK	14 Games 4/1/78-1/5/82	10 Games 12/30/76-2/21/81	8 Games 1/7/79-2/14/82
LONGEST WINLESS	32 Games (0-27-5) 10/22/74-2/5/83	21 Games (0-13-2) 12/30/76-2/21/81	15 Games (0-13-2) 3/6/75-2/14/82
SHUTOUTS BY KINGS	8	3	5
LAST TIME	2/13/11 (1-0)	10/21/03 (4-0)	2/13/11 (1-0)
SHUTOUTS OF KINGS	18	7	11
LAST TIME	2/25/09 (0-2)	2/5/83 (0-2)	2/25/09 (0-2)
MOST GOALS	7 Five Times	7 Three Times	7 Twice
MOST GOALS AGAINST	10 12/29/92 (2-10)	10 12/29/92 (2-10)	9 Twice

*Active Streak

Phoenix COYOTES

6751 N. Sunset Blvd., #200
Glendale, AZ 85305
(623) 772-3200

Arena: Jobing.com Arena
Capacity: 17,135
Entered NHL: 1979-80 (Winnipeg)

Chairman and Governor: George Gosbee
General Manager: Don Maloney
Head Coach: Dave Tippett

Media Contact: Rich Narin

Oct. 24 — Kings vs. Phoenix
Oct. 29 — Kings @ Phoenix
Jan. 28 — Kings @ Phoenix
Mar. 17 — Kings vs. Phoenix
Apr. 2 — Kings vs. Phoenix

Pittsburgh PENGUINS

1001 Fifth Avenue
Pittsburgh, PA 15219
(412) 642-1300

Arena: CONSOL Energy Center
Capacity: 18,387
Entered NHL: 1967-68

Co-Owner/Chairman: Mario Lemieux
Executive Vice President/General Manager: Ray Shero
Head Coach: Dan Bylsma

Media Contact: Tom McMillan

Jan. 30 — Kings vs. Pittsburgh
Mar. 27 — Kings @ Pittsburgh

ALL-TIME RECORD vs. PHOENIX (78-93-25-7)

(Winnipeg prior to 1996-97)

	TOTAL				HOME				AWAY					TOTAL				HOME				AWAY			
Year	W	L	T	OT	W	L	T	OT	W	L	T	OT	Year	W	L	T	OT	W	L	T	OT	W	L	T	OT
1979-80	1	2	1	–	1	1	0	–	0	1	1	–	1996-97	2	2	0	–	1	1	0	–	1	1	0	–
1980-81	4	0	0	–	2	0	0	–	2	0	0	–	1997-98	2	2	0	–	1	1	0	–	1	1	0	–
1981-82	0	3	0	–	0	1	0	–	0	2	0	–	1998-99	1	5	0	–	0	3	0	–	1	2	0	–
1982-83	2	6	0	–	1	3	0	–	1	3	0	–	1999-00	2	3	0	1	0	2	0	1	2	1	0	0
1983-84	0	5	3	–	0	3	1	–	0	2	2	–	2000-01	1	2	2	0	1	1	1	0	0	1	1	0
1984-85	2	4	2	–	1	3	0	–	1	1	2	–	2001-02	0	1	3	1	0	0	2	0	0	1	1	1
1985-86	5	2	1	–	2	1	1	–	3	1	0	–	2002-03	4	1	0	0	3	0	0	0	1	1	0	0
1986-87	3	5	0	–	2	2	0	–	1	3	0	–	2003-04	3	2	1	0	2	0	1	0	1	2	0	0
1987-88	3	5	0	–	1	3	0	–	2	2	0	–	2005-06	3	3	–	2	3	1	–	0	0	2	–	2
1988-89	2	2	4	–	1	1	2	–	1	1	2	–	2006-07	4	4	–	0	3	1	–	0	1	3	–	0
1989-90	2	5	1	–	1	2	1	–	1	3	0	–	2007-08	2	6	–	0	1	3	–	0	1	3	–	0
1990-91	5	1	2	–	2	0	2	–	3	1	0	–	2008-09	2	4	–	0	1	2	–	0	1	2	–	0
1991-92	4	2	1	–	2	0	1	–	2	2	0	–	2009-10	3	2	–	1	1	1	–	1	2	1	–	0
1992-93	2	3	2	–	2	1	0	–	0	2	2	–	2010-11	3	3	–	0	2	1	–	0	1	2	–	0
1993-94	1	2	1	–	0	1	1	–	1	1	0	–	2011-12	3	1	–	2	2	1	–	0	1	0	–	2
1994-95	3	0	1	–	1	0	1	–	2	0	0	–	2012-13	3	2	–	0	2	0	–	0	1	2	–	0
1995-96	1	3	0	–	1	1	0	–	0	2	0	–	TOTALS	78	93	25	7	43	41	14	2	35	52	11	5

KINGS FAST FACTS

	OVERALL	AT HOME	ON ROAD
LAST 10 GAMES	5-3-2	7-2-1	3-5-2
LAST WIN	3/19/13 (3-2)	3/19/13 (3-2)	1/26/13 (4-2)
LAST LOSS	4/2/13 (1-3)	2/16/12 (0-1)	4/2/13 (1-3)
LAST OT GAME	2/21/12 (4-5 SO)	1/5/12 (1-0 OT)	2/21/12 (4-5 SO)
OVERTIME RECORD	9-11-24	6-6-14	3-5-10
LONGEST WIN STREAK	5 Games 12/7/85-2/1/86	4 Games Twice	4 Games 10/28/90-10/4/91
LONGEST UNDEFEATED	9 Games (6-0-3) 10/28/90-10/12/91	13 Games (8-0-5) 11/7/00-1/5/06	4 Games Twice
LONGEST LOSING STREAK	6 Games 11/17/07-2/18/08	7 Games 11/1/98-10/15/00	6 Games 11/4/06-2/16/08
LONGEST WINLESS	10 Games (0-6-4) 3/30/83-10/27/84	7 Games 11/1/98-10/15/00	8 Games (0-5-3) 10/27/82-10/27/84
SHUTOUTS BY KINGS	8	5	3
LAST TIME	3/18/13 (4-0)	3/18/13 (4-0)	10/20/11 (2-0)
SHUTOUTS OF KINGS	13	7	6
LAST TIME	2/16/12 (0-1)	2/16/12 (0-1)	4/13/06 (0-3)
MOST GOALS	9 Twice	9 12/19/89 (9-5)	9 2/1/86 (9-6)
MOST GOALS AGAINST	10 3/30/83 (5-10)	9 11/24/84 (5-9)	10 3/30/83 (5-10)

*Active Streak

ALL-TIME RECORD vs. PITTSBURGH (70-57-18-3)

	TOTAL			HOME			AWAY				TOTAL			HOME			AWAY		
Year	W	L	T OT	W	L	T OT	W	L	T OT	Year	W	L	T OT	W	L	T OT	W	L	T OT
1967-68	6	4	0 –	4	1	0 –	2	3	0 –	1990-91	2	1	0 –	2	0	0 –	0	1	0 –
1968-69	5	2	1 –	3	1	0 –	2	1	1 –	1991-92	3	0	0 –	1	0	0 –	2	0	0 –
1969-70	2	6	0 –	2	2	0 –	0	4	0 –	1992-93	1	1	0 –	1	0	0 –	0	1	0 –
1970-71	4	2	0 –	3	0	0 –	1	2	0 –	1993-94	1	1	0 –	1	0	0 –	0	1	0 –
1971-72	1	4	1 –	1	1	1 –	0	3	0 –	1994-95	–	–	–	–	–	–	–	–	–
1972-73	2	4	0 –	2	1	0 –	0	3	0 –	1995-96	2	0	0 –	1	0	0 –	1	0	0 –
1973-74	4	1	0 –	2	0	0 –	2	1	0 –	1996-97	0	2	0 –	0	1	0 –	0	1	0 –
1974-75	3	1	2 –	2	1	0 –	1	0	2 –	1997-98	0	1	1 –	0	1	0 –	0	0	1 –
1975-76	1	5	0 –	1	2	0 –	0	3	0 –	1998-99	1	1	0 –	0	1	0 –	1	0	0 –
1976-77	3	2	1 –	1	1	1 –	2	1	0 –	1999-00	2	0	0 0	1	0	0 0	1	0	0 0
1977-78	3	0	3 –	2	0	1 –	1	0	2 –	2000-01	0	0	1 0	0	0	0 0	0	0	1 0
1978-79	3	4	1 –	1	2	1 –	2	2	0 –	2001-02	2	0	0 0	1	0	0 0	1	0	0 0
1979-80	1	1	2 –	0	0	2 –	1	1	0 –	2002-03	2	0	0 0	1	0	0 0	1	0	0 0
1980-81	0	2	2 –	0	0	2 –	0	2	0 –	2003-04	1	0	0 0	0	0	0 0	1	0	0 0
1981-82	1	1	1 –	1	0	0 –	0	1	1 –	2005-06	–	–	–	–	–	–	–	–	–
1982-83	1	2	0 –	1	1	0 –	0	1	0 –	2006-07	0	0	– 1	0	0	– 1	0	0	– 0
1983-84	2	1	0 –	1	0	0 –	1	1	0 –	2007-08	0	1	– 0	0	0	– 0	0	1	– 0
1984-85	3	0	0 –	2	0	0 –	1	0	0 –	2008-09	0	1	– 0	0	0	– 0	0	1	– 0
1985-86	1	2	0 –	1	0	0 –	0	2	0 –	2009-10	1	0	– 0	1	0	– 0	0	0	– 0
1986-87	2	1	0 –	2	0	0 –	0	1	0 –	2010-11	0	0	– 1	0	0	– 0	0	0	– 1
1987-88	0	1	2 –	0	1	0 –	0	0	2 –	2011-12	0	0	– 1	0	0	– 1	0	0	– 0
1988-89	2	1	0 –	2	0	0 –	0	1	0 –	2012-13	–	–	–	–	–	–	–	–	–
1989-90	2	1	0 –	1	0	0 –	1	1	0 –	TOTALS	70	57	18 3	45	17	8 2	25	40	10 1

KINGS FAST FACTS

	OVERALL	AT HOME	ON ROAD
LAST 10 GAMES	5-2-3	5-3-2	5-2-3 (2 Ties)
LAST WIN	11/5/09 (5-2)	11/5/09 (5-2)	10/10/03 (3-0)
LAST LOSS	11/5/11 (2-3 SO)	11/5/11 (2-3 SO)	2/10/11 (1-2 OT)
LAST OT GAME	11/5/11 (2-3 SO)	11/5/11 (2-3 SO)	2/10/11 (1-2 OT)
OVERTIME RECORD	5-6-4	4-2-0	1-4-4
LONGEST WIN STREAK	5 Games Twice	9 Games 11/12/88-11/11/95	3 Games 2/27/02-10/10/03
LONGEST UNDEFEATED	8 Games Twice	9 Games 11/12/88-11/11/95	7 Games (5-0-2) 10/1/97-10/10/03
LONGEST LOSING STREAK	6 Games 11/15/69-2/26/70	3 Games 12/10/96-1/16/99	7 Games 1/13/71-1/31/73
LONGEST WINLESS	9 Games (0-4-5) 3/14/79-2/13/82	5 Games (0-0-5) 3/14/79-3/19/81	7 Games 1/13/71-1/31/73
SHUTOUTS BY KINGS	14	7	7
LAST TIME	10/10/03 (3-0)	12/17/86 (3-0)	10/10/03 (3-0)
SHUTOUTS OF KINGS	3	1	2
LAST TIME	11/23/74 (0-0)	12/10/69 (0-2)	11/23/74 (0-0)
MOST GOALS	10 1/21/87 (10-5)	10 1/21/87 (10-5)	8 10/31/89 (8-4)
MOST GOALS AGAINST	8 Twice	7 Twice	8 Twice

*Active Streak

San Jose SHARKS

Oct. 30 — Kings vs. San Jose
Nov. 27 — Kings @ San Jose
Dec. 19 — Kings vs. San Jose
Jan. 27 — Kings @ San Jose
Apr. 3 — Kings @ San Jose

525 W. Santa Clara St.
San Jose, CA 95113
(408) 287-7070

Arena: SAP Center at San Jose
Capacity: 17,496
Entered NHL: 1991-92

Chief Operating Officer: John Tortora
Executive Vice President/General Manager: Doug Wilson
Head Coach: Todd McLellan

Media Contact: Scott Emmert

ALL-TIME RECORD vs. SAN JOSE (54-54-7-11)

Year	TOTAL				HOME				AWAY			
	W	L	T	OT	W	L	T	OT	W	L	T	OT
1991-92	5	1	1	—	3	0	1	—	2	1	0	—
1992-93	5	2	0	—	3	0	0	—	2	2	0	—
1993-94	2	2	2	—	2	1	0	—	0	1	2	—
1994-95	1	4	0	—	0	2	0	—	1	2	0	—
1995-96	3	2	1	—	2	1	0	—	1	1	1	—
1996-97	2	3	0	—	2	1	0	—	0	2	0	—
1997-98	3	2	0	—	1	1	0	—	2	1	0	—
1998-99	4	2	0	—	3	0	0	—	1	2	0	—
1999-00	2	2	1	1	2	0	1	0	0	2	0	1
2000-01	2	1	1	1	1	1	1	0	1	0	0	1
2001-02	4	1	0	0	2	0	0	0	2	1	0	0
2002-03	2	3	0	0	2	1	0	0	0	2	0	0
2003-04	0	4	1	1	0	2	1	0	0	2	0	1
2005-06	2	5	—	1	1	2	—	1	1	3	—	0
2006-07	2	6	—	0	1	3	—	0	1	3	—	0
2007-08	4	4	—	0	1	3	—	0	3	1	—	0
2008-09	1	3	—	2	1	1	—	1	0	2	—	1
2009-10	3	2	—	1	1	2	—	0	2	0	—	1
2010-11	3	3	—	0	2	1	—	0	1	2	—	0
2011-12	2	1	—	3	2	0	—	1	0	1	—	2
2012-13	2	1	—	1	2	0	—	0	0	1	—	1
TOTALS	54	54	7	11	34	22	4	3	20	32	3	8

KINGS FAST FACTS

	OVERALL	AT HOME	ON ROAD
LAST 10 GAMES	4-2-4	6-3-1	3-4-3
LAST WIN	4/27/13 (3-2)	4/27/13 (3-2)	12/27/10 (4-0)
LAST LOSS	4/16/13 (2-3 SO)	4/5/12 (5-6 SO)	4/16/13 (2-3 SO)
LAST OT GAME	4/16/13 (2-3 SO)	4/5/12 (5-6 SO)	4/16/13 (2-3 SO)
OVERTIME RECORD	8-13-7	4-4-4	4-9-3
LONGEST WIN STREAK	5 Games 2/6/99-11/27/99	5 Games Twice	3 Games 11/2/07-11/28/07
LONGEST UNDEFEATED	5 Games Three Times	9 Games (8-0-1) 10/16/91-3/19/94	3 Games 11/2/07-11/28/07
LONGEST LOSING STREAK	5 Games Twice	5 Games 12/12/06-3/18/08	9 Games (0-8-1) 4/13/02-3/13/06
LONGEST WINLESS	7 Games (0-5-2, 1 Tie) 12/26/03-10/28/05	5 Games 12/12/06-3/18/08	9 Games (0-8-1) 4/13/02-3/13/06
SHUTOUTS BY KINGS	7	4	3
LAST TIME	11/28/11 (2-0)	11/28/11 (2-0)	12/27/10 (4-0)
SHUTOUTS OF KINGS	12	7	5
LAST TIME	1/1/11 (0-1)	1/1/11 (0-1)	12/26/03 (0-5)
MOST GOALS	11 11/8/92 (11-4)	8 10/16/91 (8-5)	11 11/8/92 (11-4)
MOST GOALS AGAINST	7 Four Times	7 Twice	7 Twice

*Active Streak

St. Louis BLUES

Dec. 2 — Kings vs. St. Louis
Jan. 2 — Kings @ St. Louis
Jan. 16 — Kings @ St. Louis

1401 Clark Avenue
St. Louis, MO 63103
(314) 622-2500

Arena: Scottrade Center
Capacity: 19,150
Entered NHL: 1967-68

Chairman/Governor: Tom Stillman
Executive V. P./General Manager: Doug Armstrong
Head Coach: Ken Hitchcock

Media Contact: Mike Caruso

ALL-TIME RECORD vs. ST. LOUIS (69-94-22-2)

	TOTAL				HOME				AWAY					TOTAL				HOME				AWAY			
Year	W	L	T	OT	W	L	T	OT	W	L	T	OT	Year	W	L	T	OT	W	L	T	OT	W	L	T	OT
1967-68	4	3	3	—	4	0	1	—	0	3	2	—	1990-91	1	1	1	—	1	0	0	—	0	1	1	—
1968-69	1	6	1	—	1	2	1	—	0	4	0	—	1991-92	1	1	1	—	0	0	1	—	1	1	0	—
1969-70	0	8	0	—	0	4	0	—	0	4	0	—	1992-93	2	1	0	—	2	0	0	—	0	1	0	—
1970-71	2	4	0	—	1	2	0	—	1	2	0	—	1993-94	2	2	0	—	2	0	0	—	0	2	0	—
1971-72	2	4	0	—	1	2	0	—	1	2	0	—	1994-95	1	1	2	—	1	0	1	—	0	1	1	—
1972-73	3	2	0	—	2	1	0	—	1	1	0	—	1995-96	1	2	1	—	0	2	0	—	1	0	1	—
1973-74	3	2	0	—	1	1	0	—	2	1	0	—	1996-97	1	3	0	—	1	1	0	—	0	2	0	—
1974-75	3	0	1	—	1	0	1	—	2	0	0	—	1997-98	0	3	1	—	0	2	0	—	0	1	1	—
1975-76	2	1	1	—	1	0	1	—	1	1	0	—	1998-99	0	3	1	—	0	1	1	—	0	2	0	—
1976-77	2	2	0	—	2	0	0	—	0	2	0	—	1999-00	1	2	1	0	0	2	0	0	1	0	1	0
1977-78	2	2	0	—	1	1	0	—	1	1	0	—	2000-01	1	2	1	0	0	1	1	0	1	1	0	0
1978-79	2	1	1	—	1	0	1	—	1	1	0	—	2001-02	2	1	1	0	1	0	1	0	1	1	0	0
1979-80	1	3	0	—	1	1	0	—	0	2	0	—	2002-03	1	2	0	1	1	1	0	0	0	1	0	1
1980-81	0	2	2	—	0	1	1	—	0	1	1	—	2003-04	0	4	0	0	0	2	0	0	0	2	0	0
1981-82	2	1	0	—	2	0	0	—	0	1	0	—	2005-06	4	0	—	0	2	0	—	0	2	0	—	
1982-83	1	2	0	—	1	0	0	—	0	2	0	—	2006-07	1	3	—	0	1	1	—	0	2	—	0	
1983-84	1	1	1	—	0	1	1	—	0	1	0	—	2007-08	1	3	—	0	1	1	—	0	2	—	0	
1984-85	1	2	0	—	0	1	0	—	1	1	0	—	2008-09	3	1	—	0	2	0	—	0	1	1	—	
1985-86	1	1	1	—	1	1	0	—	0	0	1	—	2009-10	1	2	—	1	0	1	—	1	1	—	0	
1986-87	1	1	1	—	0	1	0	—	1	0	1	—	2010-11	0	4	—	0	0	2	—	0	2	—	0	
1987-88	2	1	0	—	2	0	0	—	0	1	0	—	2011-12	3	1	—	0	2	0	—	0	1	1	—	
1988-89	1	2	0	—	1	0	0	—	0	2	0	—	2012-13	3	0	—	0	1	0	—	0	2	0	—	
1989-90	2	1	0	—	1	1	0	—	1	0	0	—	TOTALS	69	94	22	2	44	36	12	1	25	58	10	1

KINGS FAST FACTS

	OVERALL	AT HOME	ON ROAD
LAST 10 GAMES	6-4-0	6-3-1	5-5-0
LAST WIN	3/28/13 (4-2)	3/5/13 (6-4)	3/28/13 (4-2)
LAST LOSS	2/3/12 (0-1)	3/17/11 (0-4)	2/3/12 (0-1)
LAST OT GAME	3/22/12 (1-0 SO)	3/22/12 (1-0 SO)	3/11/06 (2-1 SO)
OVERTIME RECORD	2-3-13	1-1-6	1-2-7
LONGEST WIN STREAK	5 Games 10/29/05-10/7/06	4 Games 12/19/92-12/11/93	3 Games 2/9/74-4/2/75
LONGEST UNDEFEATED	6 Games (5-0-1) 2/9/74-4/2/75	9 Games (7-0-2) 3/24/90-3/20/95	4 Games (2-0-2) 1/26/85-1/17/87
LONGEST LOSING STREAK	11 Games 2/15/69-3/24/70	6 Games 2/22/69-3/24/70	9 Games 10/12/68-10/31/70
LONGEST WINLESS	11 Games 2/15/69-3/24/70	10 Games (0-7-3) 3/13/97-12/6/01	14 Games (0-12-2) 10/21/67-10/31/70
SHUTOUTS BY KINGS	10	7	3
LAST TIME	3/22/12 (1-0 SO)	3/22/12 (1-0 SO)	10/24/08 (4-0)
SHUTOUTS OF KINGS	15	7	8
LAST TIME	3/22/12 (1-0 SO)	3/22/12 (1-0 SO)	2/3/12 (0-1)
MOST GOALS	9 Twice	9 Twice	7 1/26/85 (7-3)
MOST GOALS AGAINST	8 12/13/69 (1-8)	8 12/13/69 (1-8)	7 Eight Times

*Active Streak

Tampa Bay LIGHTNING

Oct. 15 — Kings @ Tampa Bay
Nov. 19 — Kings vs. Tampa Bay

401 Channelside Drive
Tampa, FL 33602
(813) 301-6500

Owner/Governor/Chairman: Jeff Vinik
Vice President/General Manager: Steve Yzerman
Head Coach: Jon Cooper

Arena: St. Pete Times Forum
Capacity: 19,758
Entered NHL: 1992-93

Media Contact: Bill Wickett

ALL-TIME RECORD vs. TAMPA BAY (9-15-2-1)

Year	TOTAL				HOME				AWAY			
	W	L	T	OT	W	L	T	OT	W	L	T	OT
1992-93	1	2	0	—	0	2	0	—	1	0	0	—
1993-94	1	1	0	—	0	1	0	—	1	0	0	—
1994-95	—	—	—	—	—	—	—	—	—	—	—	—
1995-96	0	2	0	—	0	1	0	—	0	1	0	—
1996-97	0	2	0	—	0	1	0	—	0	1	0	—
1997-98	2	0	0	—	1	0	0	—	1	0	0	—
1998-99	0	2	0	—	0	1	0	—	0	1	0	—
1999-00	1	0	1	0	0	0	1	0	1	0	0	0
2000-01	0	1	0	0	0	1	0	0	0	0	0	0
2001-02	0	2	0	0	0	1	0	0	0	1	0	0
2002-03	0	1	1	0	0	0	1	0	0	1	0	0
2003-04	1	0	0	0	0	0	0	0	1	0	0	0
2005-06	0	1	—	0	0	1	—	0	0	0	—	0
2006-07	0	0	—	1	0	0	—	0	0	0	—	1
2007-08	—	—	—	—	—	—	—	—	—	—	—	—
2008-09	0	1	—	0	0	1	—	0	0	0	—	0
2009-10	1	0	—	0	0	0	—	0	1	0	—	0
2010-11	1	0	—	0	1	0	—	0	0	0	—	0
2011-12	1	0	—	0	0	0	—	0	1	0	—	0
2012-13	—	—	—	—	—	—	—	—	—	—	—	—
TOTALS	9	15	2	1	2	10	2	0	7	5	0	1

KINGS FAST FACTS

	OVERALL	AT HOME	ON ROAD
LAST 10 GAMES	4-4-2 (1 Tie)	2-6-2 (2 Ties)	5-4-1
LAST WIN	2/7/12 (3-1)	11/4/10 (1-0)	2/7/12 (3-1)
LAST LOSS	1/12/09 (1-3)	1/12/09 (1-3)	2/6/07 (2-3 SO)
LAST OT GAME	11/14/09 (2-1 SO)	3/20/03 (2-2 Tie)	11/14/09 (2-1 SO)
OVERTIME RECORD	2-1-2	0-0-2	2-1-0
LONGEST WIN STREAK	3 Games* 11/14/09-Present	1 Game* Twice	2 Games* Twice
LONGEST UNDEFEATED	3 Games* 11/14/09-Present	1 Game* Four Times	2 Games* Twice
LONGEST LOSING STREAK	5 Games 12/4/93-12/5/96	5 Games 12/15/92-12/5/96	2 Games Twice
LONGEST WINLESS	6 Games (0-4-2) 12/4/99-3/20/03	7 Games (0-5-2) 10/30/98-1/12/09	2 Games Twice
SHUTOUTS BY KINGS	2	1	1
LAST TIME	11/4/10 (1-0)	11/4/10 (1-0)	11/6/03 (1-0)
SHUTOUTS OF KINGS	5	2	3
LAST TIME	10/25/01 (0-3)	10/13/01 (0-1)	10/25/01 (0-3)
MOST GOALS	5 Three Times	5 11/6/97 (5-2)	5 Twice
MOST GOALS AGAINST	6 1/6/93 (3-6)	6 1/6/93 (3-6)	4 3/12/03 (2-4)

*Active Streak

Toronto MAPLE LEAFS

Dec. 11 — Kings @ Toronto
Mar. 13 — Kings vs. Toronto

50 Bay Street, Suite 500
Toronto, Ontario M5J 2L2
(416) 815-5700

Chairman/Governor: Larry Tanenbaum
General Manager/Senior VP: Dave Nonis
Head Coach: Randy Carlyle

Arena: Air Canada Centre
Capacity: 18,819
Entered NHL: 1917-1918

Media Contact: Pat Park

ALL-TIME RECORD vs. TORONTO (60-57-21-1)

Year	TOTAL				HOME				AWAY				Year	TOTAL				HOME				AWAY			
	W	L	T	OT	W	L	T	OT	W	L	T	OT		W	L	T	OT	W	L	T	OT	W	L	T	OT
1967-68	2	2	0	—	2	0	0	—	0	2	0	—	1990-91	1	1	1	—	0	1	1	—	0	1	1	—
1968-69	3	3	0	—	2	1	0	—	1	2	0	—	1991-92	2	0	1	—	1	0	1	—	1	0	1	—
1969-70	1	3	2	—	1	2	0	—	0	1	2	—	1992-93	1	2	1	—	1	1	0	—	0	1	1	—
1970-71	3	3	0	—	3	0	0	—	0	3	0	—	1993-94	1	3	0	—	0	2	0	—	1	1	0	—
1971-72	1	4	1	—	1	2	0	—	0	2	1	—	1994-95	2	1	1	—	0	1	1	—	2	0	0	—
1972-73	2	3	0	—	1	1	0	—	1	2	0	—	1995-96	1	2	1	—	1	1	0	—	0	1	1	—
1973-74	1	2	2	—	1	1	1	—	0	1	1	—	1996-97	3	0	1	—	1	0	1	—	2	0	0	—
1974-75	4	0	1	—	2	0	0	—	2	0	1	—	1997-98	2	2	0	—	1	1	0	—	1	1	0	—
1975-76	1	3	1	—	1	1	1	—	0	2	0	—	1998-99	0	1	0	—	0	0	0	—	0	1	0	—
1976-77	1	2	2	—	1	0	1	—	0	2	1	—	1999-00	0	1	0	0	0	0	0	0	0	0	0	0
1977-78	3	2	0	—	2	1	0	—	1	1	0	—	2000-01	1	0	0	0	0	0	0	0	1	0	0	0
1978-79	0	4	0	—	0	2	0	—	0	2	0	—	2001-02	1	0	0	0	0	0	0	0	1	0	0	0
1979-80	3	0	1	—	2	0	0	—	1	0	1	—	2002-03	0	0	0	1	0	0	0	0	0	0	0	1
1980-81	3	0	1	—	1	0	1	—	2	0	0	—	2003-04	0	0	1	0	0	1	0	0	0	0	0	0
1981-82	1	2	0	—	0	1	0	—	1	1	0	—	2005-06	1	0	—	0	0	0	—	1	0	—	0	—
1982-83	2	1	0	—	2	0	0	—	0	1	0	—	2006-07	—	—	—	—	—	—	—	—	—	—	—	—
1983-84	0	2	1	—	0	1	0	—	0	1	1	—	2007-08	1	0	—	0	1	0	—	0	0	—	0	—
1984-85	2	1	0	—	1	1	0	—	1	0	0	—	2008-09	0	1	—	0	0	1	—	0	0	—	0	—
1985-86	2	1	0	—	1	0	0	—	1	1	0	—	2009-10	1	0	—	0	0	0	—	1	0	—	0	—
1986-87	1	1	1	—	1	0	1	—	0	1	0	—	2010-11	0	1	—	0	0	1	—	0	0	—	0	—
1987-88	1	1	1	—	1	0	0	—	0	1	1	—	2011-12	1	0	—	0	0	0	—	0	1	0	—	0
1988-89	3	0	0	—	2	0	0	—	1	0	0	—	2012-13	—	—	—	—	—	—	—	—	—	—	—	—
1989-90	1	2	0	—	1	0	0	—	0	2	0	—	TOTALS	60	57	21	1	35	23	10	0	25	34	11	1

KINGS FAST FACTS

	OVERALL	AT HOME	ON ROAD
LAST 10 GAMES	6-2-2 (1 Tie)	4-4-2 (2 Ties)	6-3-1
LAST WIN	12/19/11 (3-2 SO)	1/10/08 (5-2)	12/19/11 (3-2 SO)
LAST LOSS	1/10/11 (2-3)	1/10/11 (2-3)	11/12/02 (3-4 OT)
LAST OT GAME	12/19/11 (3-2 SO)	11/13/03 (4-4 Tie)	12/19/11 (3-2 SO)
OVERTIME RECORD	1-1-10	0-0-6	1-1-4
LONGEST WIN STREAK	5 Games 2/20/88-10/8/89	4 Games 12/18/85-10/5/89	3 Games* Three Times
LONGEST UNDEFEATED	9 Games (5-0-4) 1/5/74-11/15/75	6 Games (4-0-2) 12/18/85-10/5/89	4 Games Three Times
LONGEST LOSING STREAK	5 Games Twice	3 Games 2/27/93-12/16/95	4 Games 12/2/70-11/17/71
LONGEST WINLESS	5 Games Four Times	6 Games (0-5-1) 2/27/93-12/16/95	12 Games (0-9-3) 1/11/69-1/6/73
SHUTOUTS BY KINGS	6	5	1
LAST TIME	2/20/88 (3-0)	2/20/88 (3-0)	3/2/81 (1-0)
SHUTOUTS OF KINGS	5	3	2
LAST TIME	3/27/78 (0-3)	12/10/77 (0-3)	3/27/78 (0-3)
MOST GOALS	9 12/1/88 (9-3)	9 12/1/88 (9-3)	7 Three Times
MOST GOALS AGAINST	9 Twice	9 11/7/81 (4-9)	9 3/10/79 (4-9)

*Active Streak

Vancouver Canucks

Nov. 9 — Kings vs. Vancouver
Nov. 25 — Kings @ Vancouver
Jan. 4 — Kings vs. Vancouver
Jan. 13 — Vancouver vs. Kings
Apr. 5 — Kings @ Vancouver

800 Griffiths Way
Vancouver, British Columbia V6B 6G1
(604) 899-4600

Arena: Rogers Arena
Capacity: 18,630
Entered NHL: 1970-71

Chairman/Governor: Francesco Aquilini
President/General Manager/
Alternate Governor: Mike Gillis
Head Coach: John Tortorella

Media Contact: T.C. Carling

ALL-TIME RECORD vs. VANCOUVER (96-96-32-3)

	TOTAL				HOME				AWAY					TOTAL				HOME				AWAY				
Year	W	L	T	OT	W	L	T	OT	W	L	T	OT	Year	W	L	T	OT	W	L	T	OT	W	L	T	OT	
1970-71	2	3	1	-	0	2	1	-	2	1	0	-	1992-93	2	7	0	-	2	3	0	-	0	4	0	-	
1971-72	5	0	1	-	3	0	0	-	2	0	1	-	1993-94	1	5	0	-	1	2	0	-	0	3	0	-	
1972-73	3	2	0	-	2	0	0	-	1	2	0	-	1994-95	0	4	0	-	0	2	0	-	0	2	0	-	
1973-74	3	2	0	-	2	1	0	-	1	1	0	-	1995-96	0	2	3	-	0	1	2	-	0	1	1	-	
1974-75	1	1	2	-	1	0	1	-	0	1	1	-	1996-97	3	1	1	-	2	0	0	-	1	1	1	-	
1975-76	3	1	0	-	2	0	0	-	1	1	0	-	1997-98	3	2	1	-	2	0	1	-	1	2	0	-	
1976-77	0	2	2	-	0	1	1	-	0	1	1	-	1998-99	3	1	0	-	2	0	0	-	1	1	0	-	
1977-78	2	1	1	-	2	0	0	-	0	1	1	-	1999-00	2	0	2	0	1	0	1	0	1	0	1	0	
1978-79	3	1	0	-	2	0	0	-	1	1	0	-	2000-01	3	0	0	1	2	0	0	0	1	0	0	1	
1979-80	2	2	0	-	1	1	0	-	1	1	0	-	2001-02	1	2	1	0	1	0	1	0	2	0	0	-	
1980-81	4	0	0	-	2	0	0	-	2	0	0	-	2002-03	1	2	1	0	0	1	1	0	1	1	0	0	
1981-82	3	2	3	-	3	1	0	-	0	1	3	-	2003-04	0	3	1	0	0	2	0	0	0	1	1	0	
1982-83	3	3	2	-	2	0	2	-	1	3	0	-	2005-06	3	1	-	0	2	0	-	0	1	1	-	0	
1983-84	4	3	1	-	2	1	1	-	2	2	0	-	2006-07	1	3	-	0	0	2	-	0	1	1	-	0	
1984-85	4	2	2	-	2	1	1	-	2	1	1	-	2007-08	3	0	-	1	1	0	-	1	2	0	-	0	
1985-86	1	5	2	-	0	3	1	-	1	2	1	-	2007-08	3	0	-	1	1	0	-	1	2	0	-	0	
1986-87	2	5	1	-	2	2	0	-	0	3	1	-	2008-09	1	3	-	0	1	1	-	0	2	-	0	-	
1987-88	3	4	1	-	2	1	1	-	1	3	0	-	2009-10	1	2	-	1	1	0	-	1	0	-	2	-	0
1988-89	4	4	0	-	2	2	0	-	2	2	0	-	2010-11	2	2	-	0	1	1	-	0	1	-	1	-	0
1989-90	4	2	2	-	3	1	0	-	1	1	2	-	2011-12	2	2	-	0	1	1	-	0	1	-	1	-	0
1990-91	5	3	0	-	3	1	0	-	2	2	0	-	2012-13	1	2	-	0	1	1	-	0	0	-	1	-	0
1991-92	2	4	1	-	0	3	1	-	2	1	0	-	TOTALS	96	96	32	3	59	38	16	2	37	58	16	1	

KINGS FAST FACTS

	OVERALL	AT HOME	ON ROAD
LAST 10 GAMES	4-6-0	5-4-1	3-7-0
LAST WIN	1/28/13 (3-2 SO)	1/28/13 (3-2 SO)	1/17/12 (3-2 SO)
LAST LOSS	3/23/13 (0-1)	3/23/13 (0-1)	3/2/13 (2-5)
LAST OT GAME	1/28/13 (3-2 SO)	1/28/13 (3-2 SO)	1/17/12 (3-2 SO)
OVERTIME RECORD	8-6-20	3-3-11	5-3-9
LONGEST WIN STREAK	6 Games Twice	5 Games Three Times	3 Games 4/4/71-1/2/72
LONGEST UNDEFEATED	10 Games Twice	14 Games (10-0-4) 1/7/97-10/19/02	5 Games (2-0-3) 11/16/80-1/24/82
LONGEST LOSING STREAK	7 Games 1/31/94-3/29/95	3 Games Twice	9 Games 11/16/92-3/29/95
LONGEST WINLESS	13 Games (0-10-3) 1/31/94-1/2/97	6 Games Twice	12 Games (0-11-1, 1 Tie) 11/16/92-1/2/97
SHUTOUTS BY KINGS	15	11	4
LAST TIME	4/3/06 (1-0)	4/3/06 (1-0)	4/6/03 (2-0)
SHUTOUTS OF KINGS	11	3	8
LAST TIME	3/23/13 (0-1)	3/23/13 (0-1)	3/26/12 (0-1)
MOST GOALS	12	12	10
	11/29/84 (12-1)	11/29/84 (12-1)	10/31/84 (10-3)
MOST GOALS AGAINST	11	8	11
	11/25/86 (5-11)	4/1/87 (3-8)	11/25/86 (5-11)

*Active Streak

Washington CAPITALS

Mar. 20 — Kings vs. Washington
Mar. 25 — Kings @ Washington

627 N. Glebe Road, Suite 850
Arlington, VA 22203
(202) 266-2200

Arena: Verizon Center
Capacity: 18,277
Entered NHL: 1974-75

Chairman/Majority Owner: Ted Leonsis
Vice President/General Manager: George McPhee
Head Coach: Adam Oates

Media Contact: Kurt Kehl

ALL-TIME RECORD vs. WASHINGTON (53-32-13-2)

	TOTAL				HOME				AWAY					TOTAL				HOME				AWAY			
Year	W	L	T	OT	W	L	T	OT	W	L	T	OT	Year	W	L	T	OT	W	L	T	OT	W	L	T	OT
1974-75	5	0	1	-	3	0	0	-	2	0	1	-	1994-95	-	-	-	-	-	-	-	-	-	-	-	-
1975-76	4	1	1	-	3	0	0	-	1	1	1	-	1995-96	2	0	0	-	1	0	0	-	1	0	0	-
1976-77	5	0	1	-	3	0	0	-	2	0	1	-	1996-97	1	0	1	-	0	0	1	-	1	0	0	-
1977-78	4	2	0	-	2	1	0	-	2	1	0	-	1997-98	0	1	1	-	0	0	1	-	0	1	0	-
1978-79	3	4	1	-	2	1	1	-	1	3	0	-	1998-99	2	0	0	-	1	0	0	-	1	0	0	-
1979-80	1	3	0	-	1	1	0	-	0	2	0	-	1999-00	1	0	1	0	1	0	0	0	0	0	1	0
1980-81	2	1	1	-	1	0	1	-	1	1	0	-	2000-01	1	1	0	0	0	1	0	0	1	0	0	0
1981-82	1	1	1	-	1	1	0	-	0	0	1	-	2001-02	0	0	0	1	0	0	0	1	0	0	0	0
1982-83	1	1	1	-	0	0	1	-	1	1	0	-	2002-03	1	0	0	0	0	0	0	0	1	0	0	0
1983-84	0	3	0	-	0	2	0	-	0	1	0	-	2003-04	2	0	0	0	1	0	0	0	1	0	0	0
1984-85	1	2	0	-	1	0	0	-	0	2	0	-	2005-06	0	1	-	0	0	1	-	0	0	0	-	0
1985-86	1	2	0	-	0	2	0	-	1	0	0	-	2006-07	0	0	-	1	0	0	-	0	0	0	-	1
1986-87	3	0	0	-	1	0	0	-	2	0	0	-	2007-08	-	-	-	-	-	-	-	-	-	-	-	-
1987-88	1	2	0	-	1	1	0	-	0	1	0	-	2008-09	2	0	-	0	1	0	-	0	1	0	-	0
1988-89	1	1	1	-	0	1	0	-	1	0	1	-	2009-10	1	0	-	0	1	0	-	0	0	0	-	0
1989-90	3	0	0	-	2	0	0	-	1	0	0	-	2010-11	1	0	-	0	0	0	-	0	1	0	-	0
1990-91	1	1	1	-	1	0	0	-	0	1	1	-	2011-12	1	0	-	0	1	0	-	0	0	0	-	0
1991-92	1	1	1	-	1	0	1	-	0	1	0	-	2012-13	-	-	-	-	-	-	-	-	-	-	-	-
1992-93	0	2	0	-	0	1	0	-	0	1	0	-	TOTALS	53	32	13	2	30	14	6	1	23	18	7	1
1993-94	0	2	0	-	0	1	0	-	0	1	0	-													

KINGS FAST FACTS

	OVERALL	AT HOME	ON ROAD
LAST 10 GAMES	8-1-1	6-2-2 (1 Tie)	7-1-2 (1 Tie)
LAST WIN	1/9/12 (5-2)	1/9/12 (5-2)	2/12/11 (4-1)
LAST LOSS	2/8/07 (3-4 OT)	12/14/05 (2-3)	2/8/07 (3-4 OT)
LAST OT GAME	2/8/07 (3-4 OT)	10/16/01 (2-3 OT)	2/8/07 (3-4 OT)
OVERTIME RECORD	1-2-6	0-1-3	1-1-3
LONGEST WIN STREAK	8 Games 12/19/74-11/15/75	10 Games 12/19/74-11/29/77	3 Games Four Times
LONGEST UNDEFEATED	10 Games (8-0-2) 1/27/76-11/29/77	10 Games 12/19/74-11/29/77	5 Games Twice
LONGEST LOSING STREAK	5 Games 2/19/83-2/8/85	2 Games Twice	5 Games 1/3/79-2/26/80
LONGEST WINLESS	6 Games (0-5-1) 2/17/82-2/8/85	4 Games (0-3-1) 2/17/82-2/16/84	5 Games 1/3/79-2/26/80
SHUTOUTS BY KINGS	3	3	Never
LAST TIME	3/10/77 (6-0)	3/10/77 (6-0)	3
SHUTOUTS OF KINGS	3	Never	3
LAST TIME	12/18/83 (0-5)	12/18/83 (0-5)	12/18/83 (0-5)
MOST GOALS	10	10	9
	12/4/78 (10-2)	12/4/78 (10-2)	1/11/83 (9-7)
MOST GOALS AGAINST	10	10	10
	Twice	2/13/93 (3-10)	12/6/87 (3-10)

*Active Streak

345 Graham Ave.
Winnipeg, Manitoba R3C 5S6
(204) 987-7825

Chairman: Mark Chipman
Executive VP/General Manager: Kevin Cheveldayoff
Head Coach: Claude Noel

Arena: MTS Centre
Capacity: 15,015
Entered NHL: 1999-00 (Atlanta)

Media Contact: Scott Brown

ALL-TIME RECORD vs. WINNIPEG (8-2-0-4) (Atlanta prior to 2011-12)

Year	TOTAL				HOME				AWAY			
	W	L	T	OT	W	L	T	OT	W	L	T	OT
1999-00	2	0	0	0	1	0	0	0	1	0	0	0
2000-01	1	0	0	1	0	0	0	1	1	0	0	0
2001-02	1	0	0	0	1	0	0	0	0	0	0	0
2002-03	2	0	0	0	1	0	0	0	1	0	0	0
2003-04	0	0	0	1	0	0	0	0	0	0	0	1
2005-06	1	0	—	0	1	0	—	0	0	0	—	0
2006-07	0	1	—	0	0	0	—	0	0	1	—	0
2007-08	—	—	—	—	—	—	—	—	—	—	—	—
2008-09	0	0	—	1	0	0	—	1	0	0	—	0
2009-10	0	1	—	0	0	0	—	0	0	1	—	0
2010-11	1	0	—	0	1	0	—	0	0	0	—	0
2011-12	0	0	—	1	0	0	—	0	0	0	—	1
2012-13	—	—	—	—	—	—	—	—	—	—	—	—
TOTALS	8	2	0	4	5	0	0	2	3	2	0	2

KINGS FAST FACTS

	OVERALL	AT HOME	ON ROAD
LAST 10 GAMES	5-2-3	5-0-2	3-2-2
LAST WIN	10/12/10 (3-1)	10/12/10 (3-1)	10/29/02 (4-0)
LAST LOSS	12/29/11 (0-1 OT)	2/16/09 (6-7 SO)	12/29/11 (0-1 OT)
LAST OT GAME	12/29/11 (0-1 OT)	2/16/09 (6-7 SO)	12/29/11 (0-1 OT)
OVERTIME RECORD	0-4-0	0-2-0	0-2-0
LONGEST WIN STREAK	3 Games Twice	3 Games 11/3/01-1/19/06	3 Games 3/26/00-10/29/02
LONGEST UNDEFEATED	3 Games Twice	3 Games 11/3/01-1/19/06	3 Games 3/26/00-10/29/02
LONGEST LOSING STREAK	3 Games (0-2-1) 1/16/07-11/13/09	1 Game Twice	4 Games (0-2-2)* 12/10/03-Present
LONGEST WINLESS	3 Games (0-2-1) 1/16/07-11/13/09	1 Game Twice	4 Games (0-2-2)* 12/10/03-Present
SHUTOUTS BY KINGS	2	1	1
LAST TIME	10/29/02 (4-0)	12/8/99 (4-0)	10/29/02 (4-0)
SHUTOUTS OF KINGS	2	Never	2
LAST TIME	12/29/11 (0-1 OT)		12/29/11 (0-1 OT)
MOST GOALS	8 1/19/06 (8-6)	8 1/19/06 (8-6)	5 11/2/00 (5-2)
MOST GOALS AGAINST	7 Three Times	7 Twice	7 11/13/09 (0-7)

*Active Streak

MEDIA INFORMATION



The Kings improved to 8-0 at STAPLES Center during the 2013 Stanley Cup Playoffs after a Game 3 win against Chicago on June 4, 2013.

MEDIA INFORMATION

CREDENTIALS – Season credentials are issued to approved media assigned to cover the Kings regularly. Individual single game credentials are granted to approved working media as space permits. All requests must be submitted to the Kings communications office at least 24 hours in advance of the event. Freelance reporters and photographers will not be granted credentials without a letter of assignment from an accredited medium. Credentials are picked up at the STAPLES Center media will call table, which is open three hours before game time and located off of the Main Concourse (west side of the building - off of 11th Street). You must wear your credential prominently at all times and the Kings communications department and STAPLES Center both reserve the right to revoke any credential if circumstances warrant such action.

PARKING – The season or single game credential does not serve as a parking pass. Media parking is only available (for purchase) on a seasonal basis at the start of each season.

PRESS BOX – The Bob Miller Press Box is located on the west side of STAPLES Center. All seats are reserved and only members of the accredited media, visiting hockey club and Kings staff/game staff are permitted in the media sections of the press box. Each media member must contact the Kings communications office in advance to request press box seating. The Nick Nickson Broadcast Center is located on the Upper Concourse level, below the Bob Miller Press Box.

PHOTOGRAPHERS – The NHL recently altered the number of ice-level shooting positions in each arena and the Kings currently have five shooting spots on ice-level (down from eight). Those will be assigned as follows on a permanent basis: AP, LA Times, Getty, Reuters and Kings. Spots can be altered on a case-by-case basis. The Kings team photographers will assign and mark all shooting position assignments in consultation with the Kings communications department. Photographers are not permitted in the team bench areas before or during the game or any place that would obstruct the view of spectators. Photographers are also not allowed in the dressing rooms without pre-approved permission and the appropriate credential from the Kings communications department. Please see the Kings staff photographer for assistance.

TELEVISION – Stations wanting action footage from any Kings games are encouraged to take it from FOX Sports West's broadcast or other subsequent satellite feeds. A station, however, cannot air the footage until after it has been broadcast by the originating source, and that source must be given on-screen credit. If it is necessary for a crew to shoot action footage during a game (isolation shots or special theme news/feature stories), you must notify the Kings communications office for permission and assistance. Space is very limited.

PRACTICES – All Kings practice sessions (at the Toyota Sports Center in El Segundo and STAPLES Center) are open to approved members of the media. Media intending to cover practice should email the Kings communications department to confirm the scheduled start time and location. All start times and dates are subject to change.

SERVICES – The Chick Hearn Press Room, located on Event level (west side) of STAPLES Center, is a working area for all credentialed media before, during and after the game. A pre-game meal in the adjacent dining room is provided (at a cost with all proceeds benefiting the Kings Care Foundation) for the media starting approximately 90 minutes before the game. Refreshments are provided in the Chick Hearn Press Room and the Bob Miller Press Box during and after the game. The Bob Miller Press Box is also set up as a working area for media filing stories on deadline, and there is a dedicated press elevator that reaches the Bob Miller Press Box near the workroom. If conditions for meeting your deadline require special attention, please contact a member of the Kings communications department.

GAMES NOTES/STATISTICS – Complete game notes and statistics are distributed in the Chick Hearn Press Room and the Bob Miller Press Box prior to the game. Scoring and statistical summaries are distributed between periods. Final scoring summaries and post-game quotes will be distributed to all media areas as soon as possible after each game. In an effort to be environmentally friendly, the Kings will make limited copies.

WIRELESS INTERNET ACCESS – A Wireless Internet feed is available for media use before, during and after the game in both the Bob Miller Press Box and the Chick Hearn Press Room. Internet password information is posted in numerous areas throughout both areas.



TELEVISION – FOX Sports West continues its long-standing tradition of telecasting the Los Angeles Kings – which began in 1985 – by providing the most coverage of the Kings on television during the 2013-14 season. Telecast coverage on FOX Sports West features Bob Miller in his 41st season as the TV "Voice of the Kings." Former Kings forward, Jim Fox, is in his 24th season as the club's color commentator.

"Kings Live" returns to Star Plaza (outside STAPLES Center) prior to and immediately following home and road telecasts on FOX Sports West. Patrick O'Neal again serves as host, sitting alongside Daryl Evans for all road telecasts on FOX Sports West, while former Kings defenseman Sean O'Donnell makes his "Kings Live" debut this season before and after all home and select road telecasts on the regional sports network. Fox also joins the desk to offer viewers post-game recaps and analysis. In addition, Jon Rosen offers updates and reports before and after each game on the road, while Alex Curry delivers interviews and reports surrounding all home telecasts. Connected, original, fast-paced and fun, the half-hour program brings fans closer to the team with player and coach interviews, game analysis and much more.

In addition to the Kings, FOX Sports West is the home of the Los Angeles Angels of Anaheim and CIF Southern Section high school athletics. Team-specific and locally-produced "Live" and original programming concepts also air on FOX Sports West.

One of the nation's premier sports networks, FOX Sports West provides 24-hour sports programming to more than 6.8 million subscribers in Southern California, Nevada and Hawaii. Together, FOX Sports West and sister network PRIME TICKET present more live, local sports programming than any other network or broadcast system in the market. For complete regional sports news, provocative opinions, telecast schedules and updated statistics, visit FOXSportsWest.com and follow along on Twitter, @foxsportswest and Facebook, Facebook.com/foxsportswest.



Bob Miller



Jim Fox



Patrick O'Neal



Sean O'Donnell



Jon Rosen



Alex Curry



Nick Nickson



Daryl Evans

RADIO – One of the National Hockey League's most extensive and established radio networks, the Kings Radio Network – spearheaded by flagship radio station KTLK AM1150 – takes exciting Kings action to the outer reaches of Southern California and beyond.

WHERE YOU LISTEN TO THE KINGS – The Kings are in the seventh season of a partnership with KTLK AM1150 (a Clear Channel Communications

property) to serve as the club's flagship station. Pre-season, regular and post-season games can be heard on the Kings flagship with play-by-play announcer Nick Nickson and color commentator Daryl Evans calling the action. Some affiliates may not carry all games (contact your local listing and/or affiliate for their broadcast schedule), and some games on AM1150 may conflict (consult your local listings or visit LAKings.com or KTLKam1150.com).

WHERE YOU TALK ABOUT THE KINGS – AM570 FOX Sports LA, the sister-station of AM1150, is the strongest and most respected sports station in the market. Talk Kings hockey with AM570's lineup, which features local shows like Dan Patrick, Jay Mohr, PrimeTime with Pat O'Brien and Steve Hartman, Matt "Money" Smith and Petros Papadakis (PMS), Rob Dibble and Amy Van Dyken, and JT "The Brick." For details log on to am570radio.com.

KINGS RADIO NETWORK – KTLK AM1150 Southern California/Flagship; KVTA 1520 AM Ventura, CA; KHTS 1220 AM Santa Clarita, CA; KMET 1490 AM Banning, CA; KLOA 1240 AM Ridgecrest, CA; KOSS 1380 AM Palmdale, CA; KPTR 1450 AM, Palm Springs.

SATELLITE – Skyview Networks focuses on broadcast network solutions for professional and collegiate sports and syndicated radio. Currently, Skyview provides the broadcast services for over 60 professional and over 50 collegiate sports organizations. Skyview's services include satellite distribution, full network automation, affiliate relations, inventory management systems and advertising solutions. Newly released, Skyview's AdView Inventory Management web application goes beyond the radio broadcast to manage all forms of inventory including radio, television, print, signage and web in one panoramic system.



MICHAEL ALTIERI

Vice President, Communications and Broadcasting


Michael Altieri is in his 19th season with the Kings, and has held numerous positions in the areas of public relations, media relations, broadcasting and content production since joining the organization in 1995. Currently serving as Vice President, Communications and Broadcasting for AEG Sports, Altieri's scope of responsibility with the Kings includes all Kings communications and media relations efforts, Kings broadcasting partnerships including all National Rightsholders, FOX Sports West and the Kings radio flagship, KTLK AM1150, and the creation and development of all content for LAKings.com and Kings Vision. In addition, Altieri is actively involved in the development of all business operations collateral and the management of the Kings organizational brand identity. He also directs all internal communications, assists in the day-to-day business operations of all departments as it relates to club revenues and serves as the corporate spokesperson for the Kings organization.

A Board Member for the Kings Care Foundation and a member of the NHL's Communications Advisory Board, Altieri joined the organization in 1995 as a Media Relations Assistant, which eventually led to him serving as the Kings primary media contact from 1996-2007. During this time, Altieri led the Kings media relations efforts, highlighted by the team's move to STAPLES Center in October, 1999 and the organization's hosting of the 2002 NHL All Star Weekend. He was named to his current position prior to the start of the 2003-04 season and while continuing to oversee the Kings Communications and Broadcasting departments, he has led the Kings efforts in the creation of an internal video and content production department to not only support the Kings popular on-line video platform – Kings Vision – but also to develop content for all Kings business entities.

In addition, Altieri was actively involved in the concept and launch of LAKingsinsider.com, the popular editorial platform that provides objective daily beat coverage of the Kings. During this time, Kings website traffic statistics have grown annually, highlighted by record traffic numbers in 2011-12 as it relates to unique visitors, page views and average time spent.

Prior to the Kings, Altieri, a graduate of California State University, Long Beach, served as Director of Public Relations for Forum Sports, Inc. (1993-95), where he promoted special events including professional roller hockey, indoor soccer and professional tennis and volleyball exhibitions. He also served as a Public Relations Assistant for the Lakers from 1992-95.

He resides in Holly Glen with his wife Milli and son Gabriel.



JEFF MOELLER

Senior Director, Communications and Content

Jeff Moeller is in his 19th season overall with the Kings and his seventh as Senior Director of Communications and Content, as he previously served as director, manager, coordinator and intern. He is active in guiding all facets of the club communications, publicity, content and publications factions, and editorial aspects of LAKings.com and the Kings Yearbook.

In 2012 the Kings won the Stanley Cup for the first time and Moeller helped direct the organization's media operations during an unprecedented time in the franchise's 45-year history.

Following that season, the Kings Communications Department was nominated as the 'Top P.R. Team' in the NHL. Also in the summer of 2012, he was instrumental in coordinating, scheduling and managing the Stanley Cup on behalf of the Kings as the club had the famous trophy in its possession for approximately 100 days.

Moeller represented the NHL at two All-Star Games (2000 and 2001) and he served as a liaison between the Kings and the NHL at two major hockey events at STAPLES Center (2002 NHL All-Star Game and the 2010 NHL Entry Draft). He has traveled with the Kings or on behalf of the Kings to Russia, Slovenia, Germany, Sweden, Austria, England, Canada and Mexico.

Previously he worked several major accounts for a local sports public relations/marketing firm, including Super Bowl XXXI in New Orleans and both Tyson-Holyfield championship bouts in Las Vegas. He also has experience as a P.R. Game Assistant for the Lakers (two years) and the Angels, and as a Sports Production Assistant at KCBS-TV in Hollywood.

His writing has also been published in nearly 40 magazines, newspapers and websites, including the official magazines of the Lakers, Clippers, Angels, Dodgers, San Diego Padres, Chicago Cubs, Texas Rangers and Dallas Cowboys. In 2005, he wrote and produced the Kings' first children's book, "Kyrsten and her Kings," for the Kings Care Foundation.

He is also in his fourth year teaching a Sports Public Relations course at USC in the prestigious Annenberg School for Journalism and Communication.

Jeff lives in El Segundo with his wife Jill, their daughter Sydnee-Anne and son Scott.



MIKE KALINOWSKI

Senior Manager, Communications

Mike Kalinowski is in his ninth season with the Kings and 15th overall season of professional hockey. He has also served media/public relations roles with the Manchester Monarchs of the American Hockey League, and the Rockford IceHogs and the Mohawk Valley Prowlers of the United Hockey League after first beginning his hockey career as a play-by-play broadcaster of college hockey.

For the fifth consecutive season, Kalinowski will serve as the Kings traveling media relations contact, representing the team on every road trip this season. He also plays a lead role in the production of team publications like the Kings Media Guide and Royal Reign, and he covers the majority of team practices and morning skates at Toyota Sports Center. Additionally, Kalinowski provides content for LAKings.com and he serves as a voice-over talent for Kings Vision as well as the Kings Marketing and Ticketing departments. The native of Alexandria, Minn., has also twice filled in as a radio voice for the team on the Kings Radio Network (2010 and 2007).

While with the Monarchs, Kalinowski played a lead role in the planning and the hosting of the 2005 AHL All-Star Classic. The Monarchs also won the 2005 PRISM Award and led the AHL in attendance in two of Kalinowski's three seasons with the team.

He lives in Redondo Beach with his wife Nataliya.



JEREMY ZAGER

Manager, Communications and Broadcasting

Jeremy Zager is in his seventh season with the Kings after working eight seasons in the minor leagues with the Bakersfield Condors and San Diego Gulls (WCHL and ECHL).

Zager takes a lead in producing and distributing Kings media information – including Game Notes, Media Guide, Training Camp and Postseason books – while managing game press operations and the department's interns. Additionally he handles administrative duties relating to the Kings Radio Network and contributes to LAKings.com, plus he serves as a primary point person for the Alumni Association as he oversees all administrative elements of this department including Alumni appearances.

Zager worked seven seasons with the San Diego Gulls (WCHL and ECHL) and was selected as the ECHL Media Relations Director of the Year in 2005 and 2006, and the co-recipient of the WCHL's Media Director of the Year award in 2003. He served as the Director of Communications/Community Development for the Bakersfield Condors from June 2006 to October 2007. From November 2006 to June 2007, Zager served as the Communications Director for JMI Services, Inc. owned and operated by former San Diego Padres Chairman John Moores.

The Santa Clarita native graduated Summa Cum Laude and received his degree in journalism from San Diego State University in 2002, and was selected as the school's "Outstanding Journalism Graduate" for 2001-02.

Zager lives in Santa Clarita with his wife Jennifer.

2013-14 NATIONAL HOCKEY LEAGUE DIRECTORY



GARY BETTMAN
Commissioner

New York 1185 Avenue of the Americas, New York, NY 10036
212-789-2000, Fax: 212-789-2020, Fax: 212-789-2070

Montréal 1800 McGill College Avenue, Suite 2600, Montréal, Québec, H3A 3J6
514-841-9220, Fax: 514-841-1070

Toronto 50 Bay Street, 11th Floor, Toronto, Ontario, M5J 2X8
416-359-7900, Fax: 416-981-2769

Executive

Commissioner Gary B. Bettman
Deputy Commissioner William Daly
Chief Operating Officer John Collins
Senior Executive Vice President of Hockey Operations Colin Campbell

NHL – 2013-14

REALIGNMENT

Effective this season, the NHL will operate under a new divisional alignment and scheduling matrix that ensures all 30 teams play in all 30 arenas at least once each season. In creating more geographically-appropriate groupings, the NHL now has two eight-team divisions in the Eastern Conference and two seven-team divisions in the Western Conference:

WESTERN CONFERENCE

Pacific Division

Anaheim
Calgary
Edmonton
Los Angeles
Phoenix
San Jose
Vancouver

Central Division

Chicago
Colorado
Dallas
Minnesota
Nashville
St. Louis
Winnipeg

Metropolitan Division

Carolina
Columbus
New Jersey
NY Islanders
NY Rangers
Philadelphia
Pittsburgh
Washington

Atlantic Division

Boston
Buffalo
Detroit
Florida
Montreal
Ottawa
Tampa Bay
Toronto

PLAYOFF FORMAT

When the Stanley Cup Playoffs begin on Wednesday, April 16, they will have a new Division-based format. The top three finishers in each Division will qualify for the first 12 spots in the Stanley Cup Playoffs (and the first three "seeds" in each Division). The two additional playoff spots in each Conference, designated as "Wild Cards," will be awarded to the next two highest-placed finishers in each Conference, ranked on the basis of regular-season points and regardless of Division. The League will play under this new alignment and playoff system for a minimum of three seasons, through the 2015-16 NHL season.



LA KINGS 365 STAYCONNECTED



FACEBOOK.COM/LAKINGS



TWITTER.COM/LAKINGS



INSTAGRAM.COM/LAKINGSHOCKEY



LAKINGS.COM/MOBILE



LAKINGSINSIDER.COM



LETSGOKINGS.COM



LAKINGS.COM/KINGSVISION



LAKINGS.COM/ENEWS



NHL 2013-14 ON-ICE OFFICIALS

REFEREES

NAME	No.
*BURCHELL, Darcy	42
CHARRON, Francis	6
*CHMIELEWSKI, Tom	43
DEVORSKI, Paul	10
DWYER, Gord	19
FURLATT, Eric	27
*HANSON, Trevor	47
HASENFRATZ, Mike	2
HEBERT, Ghislain	22
HEBERT, Jean	15
JACKSON, Dave	8
JOANNETTE, Marc	25
KIMMERLY, Greg	18
*KNORR, Trent	44
KOWAL, Tom	32
KOZARI, Steve	40
L'ECUYER, Frederick	17
LARUE, Dennis	14
LEE, Chris	28
LEGGO, Mike	3
*LEMELIN, Mark	41
*LEWIS, Dave	46
*LUXMORE, Thomas John	49
MARTELL, Rob	26
McCAULEY, Wes	4
*McISAAC, Jon	45
MEIER, Brad	34
MORTON, Dean	36
O'HALLORAN, Dan	13
O'ROURKE, Dan	9
PEEL, Tim	20
POCHMARA, Brian	16
POLLOCK, Kevin	33
REHMAN, Kyle	37
ROONEY, Chris	5
*SKILLITER, Graham	48
ST. PIERRE, Justin	12
ST-LAURENT, Francois	38
SUTHERLAND, Kelly	11
VAN MASSENHOVEN, Don	21
WALSH, Ian	29
WATSON, Brad	23

LINESMEN

NAME	No.
AMELL, Derek	75
BARTON, Steve	59
BRISEBOIS, David	96
CAMERON, Lonnie	74
CHAMPOUX, Pierre	67
CHERREY, Scott	50
CORMIER, Michel	76
CVIK, Mike	88
DEVORSKI, Greg	54
DRISCOLL, Scott	68
GALLOWAY, Ryan	82
GIBBS, Darren	66
*GRANDT, John	98
HENDERSON, Don	91
HEYER, Shane	55
KOVACHIK, Brad	71
LAZAROWICH, Brad	86
MACH, Brian	78
MacPHERSON, Matt	83
McELMAN, Andy	90
MILLER, Steve	89
MORIN, Jean	97
MURCHISON, Kiel	79
MURPHY, Brian	93
MURRAY, Jonny	95
NANSEN, Derek	70
NELSON, Thor	80
NOWAK, Tim	77
PANCICH, Bryan	94
RACICOT, Pierre	65
RODY, Vaughan	73
SERICOLO, Anthony	84
SHARRERS, Jay	57
SHEWCHYK, Mark	92
*WHEELER, Mark	56
*Minor league official	



Book your
child's next
birthday party
with us!

COOLEST family fun center!

- Public Sessions Daily
(with rental skates for all ages
and sizes)
- Learn to Skate/Play Hockey
- Youth & Adult Hockey Leagues
- Figure Skating
- Birthday Parties
- Camps & Special Events



TOYOTA
SPORTS CENTER

555 N. Nash Street, El Segundo, CA 90245 • 310.535.4400

For special web coupon offers, skate to the 'net...
www.ToyotaSportsCenter.com



SKATE WHERE YOUR LOS ANGELES KINGS PRACTICE!



HOW TO FIGURE

Assist: An assist is awarded to the player or players (maximum of two) who touched the puck prior to the goal, provided no defender plays or possesses the puck in between.

Game Played: A player receives credit for playing in a game if: i) he steps on the ice during time played or; ii) serves any penalty.

Game-Winning Goal: After the final score has been determined, the goal which leaves the winning Club one goal ahead of its opponent is the game-winning goal (example: if Team A beats Team B 8-3, the player scoring the fourth goal for Team A receives credit for the game-winning goal).

Goal: A goal is awarded to the last player on the scoring Club to touch the puck prior to the puck entering the net.

Goals-Against Average: Multiply goals allowed (GA) by 60 and divide by minutes played (MINS).

Goaltender: A goaltender receives a "W" for a win in regulation, overtime or shootout; an "L" for a loss in regulation; or an "OT" for a loss in overtime or shootout.

Penalty-Killing Pct.: Subtract total number of power-play goals allowed from total number of shorthanded situations to get total number of power-plays killed. Divide the total number of power-plays killed by the total number of shorthanded situations.

Plus-Minus: A player receives a "plus" if he is on the ice when his Club scores an even-strength or shorthand goal. He receives a "minus" if he is on the ice for an even-strength or shorthand goal scored by the opposing Club. The difference in these numbers is considered the player's plus-minus statistic.

Power-Play Goal: A goal scored by a Club while it has a manpower advantage due to an opponent's penalty. Following are some examples of what is and is not considered a power-play goal:

- if a Club has an advantage on a minor penalty starting at 2:02 of the period and it scores at 4:02, the goal is not a power-play goal.
- if a Club scores on a delayed penalty, the goal is not a power-play goal.
- if a Club has an advantage due to a five-minute major or match penalty, that Club is always credited with having one more advantage than the number of power-play goals it scores during that advantage, because the penalty does not expire. A new advantage begins after each power-play goal. For example, if Team A scores three goals during a major penalty, it is credited with four advantages.
- if a Club is on a power-play for any length of time, it is considered to have had an advantage.
- if a minor penalty is incurred by a Club on a power-play due to a major penalty, a new advantage is given to that Club when its minor penalty expires, provided the opponent's major penalty is still in effect.

Power-Play Percentage: Total number of power-play goals divided by total number of power-play opportunities.

Save Percentage: Subtract goals allowed (GA) from shots against (SA) to determine saves. Then divide saves by shots-against.

Shooting Percentage: Divide the number of goals scored by the number of shots taken.

Shorthand Goal: A goal scored by a Club while it is at a manpower disadvantage. The same cases apply for shorthand as for power-play goals, but in the opposite manner.

Shot on Goal: If a player shoots the puck with the intention of scoring and if that shot would have gone in the net had the goaltender not stopped it, the shot is recorded as a "shot on goal".

Shutout: If two goaltenders combine for a shutout, neither receives credit for the shutout. Instead it is recorded as a Club shutout.

Tenths of a Second: If a penalty or goal occurs in the last minute, the time is rounded off to the previous second (ex: if a penalty is called with 12.4 seconds left in a period, the time is indicated as 19:47 and not 19:48.)

Coaches Record: A coach receives a "W" for a win in regulation, overtime or shootout; an "L" for a loss in regulation; or an "OT" for a loss in overtime or shootout.

****NOTE:** No individual skater/goaltender statistics apply for the shootout.



The Kings played their 38th postseason game since 2012 on June 8, 2013 – the most by any club in the NHL over the last two years.



AEG is one of the leading sports and entertainment presenters in the world. AEG, a wholly owned subsidiary of the Anschutz Company, owns, controls or is affiliated with a collection of companies including over 100 of the world's preeminent facilities such as STAPLES Center (Los Angeles, CA), Sprint Center (Kansas City, MO), Citizen's Business Bank Arena (Ontario, CA), O.co

Coliseum (Oakland, CA), Oracle Arena (Oakland, CA), Valley View Casino Center (San Diego, CA), American Airlines Arena (Miami), Best Buy Theater (Times Square, NY), Verizon Theatre (Grand Prairie, TX), Colosseum at Caesars Palace (Las Vegas, NV), Target Center (Minneapolis, MN), BBVA Compass Stadium (Houston, TX), Allphones Arena (Sydney, AU), MasterCard Center (Beijing, China), Ahoy Arena (Rotterdam), Ericsson Globe Arenas (Stockholm), Brisbane Convention and Exhibition Centre (Australia), Sydney International Convention Exhibition, and Entertainment District (Australia), the Qatar National Convention Centre (Doha, Qatar), O2 World Hamburg, O2 World (Berlin) and The O2, a 28-acre development located in the eastern part of London along the Thames River which includes a 20,000-seat arena and over 650,000sf of leisure and entertainment use which are all part of the portfolio of AEG Facilities; AEG Merchandising, a full service merchandising company; and AEG Global Partnerships, responsible for worldwide sales and servicing of sponsorships naming rights and other strategic partnerships.

In addition, AEG developed and operates StubHub Center, a \$150 million national training center located on the campus of California State University, Dominguez Hills in Carson, CA which is an Official U.S. Olympic Training Site and features elite facilities for soccer, tennis, track & field, track cycling, boxing, lacrosse, rugby, football and other sports, as well as concerts and family shows, and is home to back MLS Champion LA Galaxy and Chivas USA MLS franchises. The company is also spearheading the development of Farmers Field, a 72,000-seat stadium and Event Center in downtown Los Angeles designed to host an NFL franchise, conventions and special events as well as a sports and entertainment arena in Las Vegas in partnership with MGM Resorts Intl.

Teams including the 2012 Stanley Cup Champion LA Kings (NHL), Manchester Monarchs (AHL), Ontario Reign (ECHL), Houston Dynamo & MLS Champion LA Galaxy (MLS), three hockey franchises in Europe as well as the Hammarby (Sweden) Fotboll Club, management of privately held shares of the Los Angeles Lakers, events such as the Amgen Tour of California cycling race, the Bay to Breakers presented by craigslist and a schedule of soccer exhibitions in the United States featuring the most popular international teams are part of AEG Sports.

AEG Live, the live-entertainment division of Los Angeles-based AEG, is dedicated to all aspects of live contemporary music performance. AEG Live is comprised of touring, festival, exhibition, broadcast, merchandise and special event divisions, fifteen regional offices and owns, operates or exclusively books thirty five state-of-the-art venues. The current and recent concert tour roster includes artists such as Taylor Swift, The Black Eyed Peas, Bon Jovi, Usher, Carrie Underwood, Daughtry, Justin Bieber, Leonard Cohen, Wisin & Yandel, Kenny Chesney, Pink and Paul McCartney. The company is also currently producing productions including Shania Twain at The Colosseum at Caesars Palace, Supernatural Santana: A Trip Through the Hits at The Joint at Hard Rock Hotel & Casino in Las Vegas. The division's exhibition portfolio boasts the most successful exhibition of all time, Tutankhamun and the Golden Age of the Pharaohs, which has attracted more than seven million visitors since 2005. AEG Live is also the largest producer of music festivals in North America from the critically acclaimed Coachella Music & Arts Festival to Stagecoach and New Orleans Jazz & Heritage Festival.

AEG directed the overall creation and development of L.A. LIVE, the 4 million square foot / \$2.5 billion downtown Los Angeles sports, residential & entertainment district featuring venues such as Nokia Theatre L.A. LIVE, Club Nokia and The Conga Room; the GRAMMY Museum, saluting the history of music and the genre's best known awards show; a 54-story, 1001-room convention "headquarters" destination (featuring The Ritz-Carlton and JW Marriott hotels and 224 luxury condominiums - The Residences at The Ritz-Carlton L.A. LIVE - all in a single tower), Regal Cinemas L.A. LIVE Stadium 14 movie theatre, "broadcast" facilities for ESPN, along with entertainment, restaurant and office space making it the region's most active "live content and event campus."

In 2012, AEG Facilities launched its Turf Pro sports turf management program designed to provide and maintain company managed stadiums and teams with the highest quality playing surface. An annual Turf Pro Conference will be launched in 2013 for venue operators from around the globe to convene and discuss techniques and technologies to advance the management of professional sports playing surfaces.

In 2010, AEG launched its AEG 1EARTH environmental program with the announcement of 2020 environmental goals and the release of the industry's first sustainability report while in 2011, AEG introduced axs Ticketing, the first phase of its new entertainment platform serving as the company's primary consumer brand which will also feature a mobile service as well as a video content service now in development. In summer 2012, in partnership with HDNet, Ryan Seacrest Productions and Creative Artists Agency, AEG launched AXS TV, a new linear cable channel focusing on live entertainment and lifestyle programming available in nearly 40 million homes.

Contact: Michael Roth, Vice President, Communications - (213) 742-7155 - mroth@aegworldwide.com

STAPLES CENTER



STAPLES Center has developed an unrivaled reputation for excellence while establishing itself as the Sports and Entertainment Center of the World. Beginning with Bruce Springsteen and the E Street Band's opening night concert on October 17, 1999, over 52 million guests have come to the AEG-owned and operated STAPLES Center to attend a schedule of prestigious concerts, sporting events, family shows and other major attractions unmatched by any arena.

As the home of four professional sports franchises, the NBA's Los Angeles Lakers and Los Angeles Clippers, the NHL's Los Angeles Kings, and the WNBA's Los Angeles Sparks. Since 1999, STAPLES Center has proven to be a home court advantage for the local teams, as the Lakers have captured five NBA Championships since moving to STAPLES Center, while the Sparks captured back-to-back WNBA Championships in their first two STAPLES Center campaigns. Most recently, in June 2012 the LA Kings were crowned Stanley Cup Champions for the first time in franchise history.

STAPLES Center continues to distinguish itself as the host of major, high-profile events of national and international distinction including the 2004 & 2011 NBA All-Star Weekends, the 2002 NHL All-Star Game, 2002 U.S. Figure Skating Championships, the 2000 Democratic National Convention, 2009 ISU World Figure Skating Championships, thirteen GRAMMY Award shows, eleven X Games competitions, three WTA Tour Championships, ten Pac 12 Men's Basketball Championship tournaments, 2013 NCAA Division I Men's Basketball Championship West Regional and the Michael Jackson Public Memorial Service on July 7, 2009.



STAPLES Center's first fourteen years have also been marked with performances and special events that brought international stature to Los Angeles' sports & entertainment icon including concerts starring Mana, Taylor Swift, Prince, U2, Garth Brooks, Usher, Paul McCartney, Don Henley, Bon Jovi, Madonna, Christina Aguilera, Justin Timberlake, Phil Collins, the Rolling Stones, Taylor Swift, Dave Matthews Band, Britney Spears, Rod Stewart, Eric Clapton, Janet Jackson, Jay-Z, Simon & Garfunkel, Van Halen, Dixie Chicks, John Mayer, Shania Twain, Peter Dinklage, Ricky Martin, Tina Turner, Kanye West, Luis Miguel, Billy Joel, Lionel Richie, Reba McEntire, Crosby, Stills, Nash & Young, Faith Hill & Tim McGraw, Kenny Chesney, Rod Stewart, Tool, Shakira, Depeche Mode, Cher, Bette Midler, Lady Gaga, Keith Urban, Mariah Carey, Eurythmics, Googosh, The Police, Beyonce, Bob Seger, Lady Antebellum, Katy Perry, Marco Antonio Solis, and a (millennium) New Year's Eve spectacular starring The Eagles, Jackson Browne and Linda Ronstadt; world championship boxing including Lennox Lewis vs. Vitali Klitschko for the World Heavyweight Championship and the first-ever Latin Grammy Awards. In addition, the arena has hosted multiple sold-out WWE dates, UFC 39 and UFC on FOX, Ringling Bros. & Barnum and Bailey Circus, Disney on Ice, Walking with Dinosaurs and the Harlem Globetrotters.



Through the charitable endeavors of STAPLES Center Foundation, dynamic and life changing programs and services that focus on education, mentorship, healthy living, and healthcare, have been provided to children and families throughout Los Angeles with a special emphasis on supporting low income neighborhoods surrounding the arena.

More than \$10 million in grants and in-kind support has been pledged to support several local charities and community-based organizations with a goal of changing lives and saving lives. STAPLES Center Foundation works diligently to assist charities in raising funds, developing resources, increasing awareness, and highlighting their community impact. The foundations philanthropic reach has impacted organizations such as 10th Street Elementary, Inner City Arts, Salvation Army Red Shield Youth & Community Center, The Midnight Mission, and several local hospitals. Anchor Tennants, including the LA Kings, Los Angeles Lakers, Los Angeles Clippers and Los Angeles Sparks, assist in creating once in a lifetime fundraising opportunities and experiences for our charity partners and community members.


STAPLES Center and L.A. LIVE serve as the hub for community engagement during the holiday season, and supports employee volunteerism activities such as Day of Service. Through a partnership with City Year, employees volunteer to refurbish local public schools by providing supplies, painting, cleaning and gardening services. During AEG's Season of Giving, held throughout the month of December, the Foundation spotlights 25 local charities and provides non-profit organizations a platform to collect food, hold blood drives, register volunteers, and sign up mentors with the Nokia Plaza L.A. LIVE, its ice skating rink, STAPLES Center and the holiday tree as the backdrop.

STAPLES Center has been designed with the fans of Los Angeles in mind. Guests who attend events are treated to the finest entertainment experience imaginable. The arena has free public Wi-Fi powered by Verizon, over 1,400 Panasonic flat panel televisions and (as part of a specially designed \$1.5 million facility sound system) 675 separate speakers outside of the seating area, so fans never miss any of the sights or sounds of a STAPLES Center event. Also featured is a \$2 million specialty lighting package and other state-of-the-art industry amenities. In 2010, STAPLES Center unveiled their brand new \$10 million center-hung video LIVE 4HD Scoreboard specially designed for the venue by Panasonic.

Along STAPLES Center's five concourses are 23 refreshment stands offering a variety of dining choices including the City View Grill, a one-of-a-kind outdoor dining experience with a spectacular view of L.A. LIVE and of the downtown Los Angeles skyline. The TEAM LA store located on the main concourse is a retail store featuring official merchandise from the teams and events that call STAPLES Center home. Finally, the arena provides 55 public restrooms including three "family" restrooms.

Perhaps the greatest emphasis throughout STAPLES Center's development has been the recruitment and training of its guest services staff. The STAPLES Center experience is second-to-none from the entertainment environment to the staff's commitment to making every guest's visit a memorable one. Never before has an arena had the amenities, features and commitment to quality service that STAPLES Center offers to the fans and the City of Los Angeles. STAPLES Center continues to set new standards for the arena industry.

Located directly across the street from STAPLES Center is L.A. LIVE, a one-of-a-kind sports, and entertainment district in downtown Los Angeles. The four million square foot destination features Nokia Theatre L.A. LIVE, The GRAMMY Museum, Conga Room and Club Nokia, giving L.A. LIVE 'more music per square foot' than anywhere else in the world. The district offers a rich mix of local, regional and national restaurants including Wolfgang Puck Bar and Grill, Rosa Mexicano, The Farm of Beverly Hills, Yard House, Katsuya by Staark, Fleming's Prime Steakhouse & Wine Bar, Rock 'N Fish, Trader Vic's, Lawry's Carvery, Starbucks and BOCA at the Conga Room, L.A. Market, WP24 and others. Opening in Fall 2013 will be three new restaurants at L.A. LIVE which include Live Basil Pizza, Tom's Urban 24 and Smashburger. L.A. LIVE also features 100,000 sq ft special events deck, the famous Lucky Strike Lanes and Lounge and the celebrity-owned Conga Room. The development also includes a 54-story, 1001-room convention "headquarters" hotel (combining JW Marriott and The Ritz-Carlton brands and 224 luxury condominiums – The Ritz Carlton Residences at L.A. LIVE), the 14-screen Regal Cinemas L.A. LIVE Stadium 14 theatre featuring the Premier House, along with ESPN's West Coast broadcast headquarters. Also home to annual award shows including the EMMYS, ESPY's, People's Choice, BET and American Music Awards, L.A. LIVE is recognized worldwide for offering an incomparable and unforgettable entertainment experience.



STAPLES CENTER – VITAL STATISTICS



1111 South Figueroa
(corner of Figueroa and
Chick Hearn Court)
(213) 742-7100

Fax: (213) 742-7297

TDD/TTY: (213) 742-7TTY (742-7889)

Box office: (213) 742-7340

TEAM LA store: (213) 742-7852 (open daily)

www.staplescenter.com

Social Media

- Twitter - @STAPLESCenter
- Facebook - facebook.com/staplescenter
- Instagram - @STAPLESCenterLA
- STAPLES Center Mobile App – Available to download from iTunes & Droid Market

Seating

- 18,997 for Los Angeles Lakers
- 19,060 for Los Angeles Clippers
- 18,118 for Los Angeles Kings
- 12,947 for Los Angeles Sparks
- 20,000 for Concerts
- 20,000 for Boxing
- 160 Private Suites
- 18 Event Suites (available on an event by event basis)
- 2,653 Premier Seats
- 2/3 of arena seating is in the lower level

Attendance & Event Facts

- Hosted over 3,500 events since October 17, 1999
- Over 52 Million Fans have visited STAPLES Center

Fan Conveniences

- Free Public Wi-Fi powered by Verizon
- 5 concourses: two public, three private
- 23 refreshment stands
- 55 restrooms
- LIVE 4HD Scoreboard designed exclusively for STAPLES Center by Panasonic, one of the arena's Founding Partners and the acknowledged worldwide leader in digital video systems, the one-of-a-kind comprehensive 8-screen arena scoreboard includes what is believed to be one of the largest indoor center-hung High Definition scoreboard video screen installation in the world.
- 10 elevators
- 11 escalators
- Wells Fargo Banking Service Center (located on west side of the Main Concourse)
- TEAM LA store featuring official merchandise of the Los Angeles Lakers, Kings, Clippers, Sparks, special events and STAPLES Center.
- 1,400 Panasonic flat screen televisions
- 3,300 parking spaces owned or operated by STAPLES Center within four blocks of the arena (less than an eight minute walk)
- Smoke House BBQ (Patio dining located at north end of Upper Concourse)
- Black Crown Lounge (located on the Main Concourse)
- San Manuel Club (located on Suite Level A, Exclusive to Suite Ticket and Premier Seat Holders)
- Lexus Club (located on Suite Level A, By Private Membership Only)
- Hyde Lounge (located on Suite Level C, Private Club)

Event Facilities

- 15,000 square foot marshalling area
- Access for eight television production trucks
- 12 dressing/locker rooms
- Team-exclusive locker rooms for the Los Angeles Kings, Los Angeles Lakers, Los Angeles Clippers & Los Angeles Sparks
- Complete television control room – including HD broadcast capabilities

Building Dimensions

- Over one million square feet
- 10-acre site
- 764 feet from office row to rear of arena
- 502 feet from end to end of super truss
- 150 feet from event floor to highest point of roof

State-of-the-Art Technology

- Free public Wi-Fi to all guests and fans powered by Verizon
- 1,400 Panasonic flat screen televisions
- LIVE 4HD Scoreboard by Panasonic with eight HD Screens and is believed to be one of the largest arena center-hung scoreboards in the world.
- Fully digital television production control room
- \$2 million specialty lighting package
- \$3.4 million JBL Harmon facility sound system
- 34 fixed broadcast camera positions
- DIRECTV provides programming throughout arena
- 79 media patch panels
- 148,000 feet of fiber optic cable servicing STAPLES Center

Total Cost

\$407 million

Fastest Changeover

- Hockey to Basketball: 1 hour, 50 minutes
- Basketball to Basketball: 1 hour

- STAPLES Center has completed more than 150 doubleheaders in fifteen seasons
- Crew size is 23 conversion crew members to complete both conversions

Press Areas

- Chick Hearn Press Room
- Bob Miller Press Box
- Nick Nickson Broadcast Center

Construction Figures

- 2,500 tons of structural steel
- 19 1/2 million pounds of rebar
- 73,000 cubic yards of concrete
- 2,950 pre-cast concrete pieces
- 14 miles of telephone/data cable
- 2,865,000 square feet of drywall
- 3,800,000 feet of broadcast production cable
- 32,500 square yards of carpeting
- 81,000 square feet of Terrazzo tile

Project

- AEG and L.A. Arena Company – owner/developer
- PCL Construction – general contractor
- NBBJ Sports and Entertainment – architects

Arena Highlights

- Over 3,500 events from October 17, 1999 through October 17, 2013
- Over 52 million guests have entered through STAPLES Center's turnstiles in fourteen seasons
- STAPLES Center named "Best New Major Concert Venue" – Jan. 2000
- STAPLES Center named "Arena of the Year" – Jan. 31, 2001
- STAPLES Center named "Arena of the Year" in 2001 & 2002

Key Dates & Arena Highlighted Events

- Staples Inc., becomes "Naming Rights Partner": December 1, 1997
- First Public Event: October 17, 1999 – Bruce Springsteen and the E Street Band
- First Hockey Game: October 20, 1999 – Los Angeles Kings vs. Boston Bruins
- First Regular Season NBA Basketball Games:
- November 2, 1999 – Los Angeles Clippers vs. Seattle SuperSonics
- November 3, 1999 – Los Angeles Lakers vs. Vancouver Grizzlies
- GRAMMY Awards (13 Total) – Feb. 23, 2000, Feb. 21, 2001, Feb. 27, 2002, Feb. 8, 2004, Feb. 13, 2005, Feb. 8, 2006, Feb. 11, 2007, Feb. 10, 2008, February 8, 2009, January 31, 2010, February 13, 2011, February 12, 2012, February 10, 2013
- Oscar de la Hoya vs. "Sugar" Shane Mosley Championship Fight – June 17, 2000
- Los Angeles Lakers win NBA Championship at home – June 19, 2000
- First Regular Season WNBA Basketball Game – June 5, 2001
- Los Angeles Sparks win WNBA Championship – September 1, 2001
- 2002 U.S. Figure Skating Championships – January 6-13, 2002
- 52nd NHL All-Star Game – February 2, 2002
- Pac-12 Basketball Tournament (11 Total) – March 7-9, 2002, March 13-15, 2003, March 11-13, 2004, March 10-12, 2005, March 8-11, 2006, March 7-10, 2007, March 12-18, 2008, March 11-14, 2009, March 10-13, 2010, March 9-12, 2011, March 7-10, 2012
- WTA Tour Championships (4 Total) – Nov. 6-11, 2002, Nov. 5-10, 2003, Nov. 10-15, 2004, Nov. 8-13, 2005
- Lennox Lewis vs. Vitali Klitschko, Heavyweight Championship Fight – June 21, 2003
- ESPN X Games (11 Total) – August 14-17, 2003, August 5-8, 2004, August 4-7, 2005, August 3-4, 2006, August 2-3, 2007, July 31- August 1, 2008, July 30-31, 2009, July 29 - August 1, 2010, July 28-31, 2011, June 28-July 1, 2012, August 1-14, 2013
- NBA All-Star Game – February 15, 2004
- Earth Brooks in Concert – Five Benefit Concerts in Two Days, January 25-26, 2008 raising nearly \$9 million for fire fighter aid and assistance
- Shane Mosley vs. Antonio Margarito – WBA Welterweight Championship – January 24, 2009
- ISU World Figure Skating Championships – March 24-29, 2009
- Los Angeles Lakers win NBA Championship at home – June 17, 2010
- NBA All-Star Game – February 20, 2011
- Los Angeles Kings win the Stanley Cup Final – June 11, 2012
- 2013 NCAA Division I Men's Basketball Championship West Regional – March 28 & 30, 2013

Arena Founding Partners

- Staples, Inc. – Lifetime of the Arena Naming Rights Deal

Arena Founding Partners

- American Express
- Anheuser-Busch
- Coca-Cola
- Delta Airlines
- McDonalds
- Panasonic
- San Manuel Casino
- The Home Depot
- Toyota
- Verizon
- Wells Fargo

AEG

STAPLES CENTER FOUNDATION



Through the charitable endeavors of STAPLES Center Foundation, dynamic and life changing programs and services that focus on education, mentorship, healthy living, and healthcare, have been provided to children and families throughout Los Angeles with a special emphasis on supporting low income neighborhoods surrounding the arena.

More than \$10 million in grants and in-kind support has been pledged to support several local charities and community-based organizations with a goal of changing lives and saving lives. STAPLES Center Foundation works diligently to assist charities in raising funds, developing resources, increasing awareness, and highlighting their community impact. The foundations philanthropic reach has impacted organizations such as 10th Street Elementary, Inner City Arts, Salvation Army Red Shield Youth & Community Center, The Midnight Mission, and several local hospitals. Building partners, including the Lakers, Clippers, Kings, and Sparks, assist in creating once in a lifetime fundraising opportunities and experiences for our charity partners and community members.

STAPLES Center and L.A. LIVE serve as the hub for community engagement during the holiday season, and supports employee volunteerism activities such as Day of Service. Through a partnership with City Year, employees volunteer to refurbish local public schools by providing supplies, painting, cleaning and gardening services. During Season of Giving, held throughout the month of December, the foundation spotlights 25 local charities and gives non-profit organizations a platform to collect food, hold blood drives, register volunteers, and sign up mentors with the Nokia Plaza L.A. LIVE, its holiday ice skating rink, STAPLES Center and the holiday tree as the backdrop.



A division within AEG, AEG Sports formally organizes the operations of our company's many sports properties under the leadership and strategy of one group.

AEG is a company with many world-class assets and properties. From a sports standpoint, our list of sports properties is unrivaled in the sports industry with anchor teams in the NBA, NHL and MLS, annual championship-caliber teams in Europe, historic clubs rich in history and expectations, and world-class events that are viewed by millions of sports fans around the world.

AEG Sports officially consists of the following hockey teams: the Kings, the Manchester Monarchs, the Ontario Reign, the Hamburg Freezers and Eisbaren Berlin; the back-to-back MLS Cup Champion LA Galaxy soccer club; and the following races: Amgen Tour of California and Bay to Breakers.

The past year has also seen AEG Sports properties enjoy incredible success. Two properties captured consecutive championships in their respective leagues. Eisbaren Berlin captured the DEL Championship for the third consecutive season and seventh time in the last nine years and the LA Galaxy captured their second straight MLS Cup Championship.

HISTORY OF AEG AND ITS SPORTS PROPERTIES

The Los Angeles Kings and the LA Galaxy are well-established in the Los Angeles marketplace and beyond. Here is detailed information on additional AEG Sports properties and their history within our company:

MANCHESTER MONARCHS

AEG History – The Los Angeles Kings' primary American Hockey League affiliate was purchased by the Kings and AEG on June 14, 2000. The team is currently playing in its 13th season.

Team History – Over the last 12 seasons, the Monarchs have advanced to the Calder Cup playoffs 11 times, advancing to the Eastern Conference Finals in 2007 and 2010. They also hosted the 2005 Dodge AHL All-Star Classic featuring players such as Dustin Brown, Ryan Miller, Zach Parise, Ryan Miller, Jason Spezza and Patrice Bergeron. Over 12 seasons, the Monarchs have averaged more than 7,300 fans per game.



ONTARIO REIGN

AEG History – Officially became a property of AEG in 2008.

Team History – The Ontario Reign is the sole minor league hockey team in Southern California and has the pleasure of being the ECHL affiliate to the NHL's Los Angeles Kings. The Reign play at Citizens Business Bank Arena located just 40 miles east of STAPLES Center. The arena holds more than 9,600 fans and has been known to sell out for major games.



AEG



HAMBURG FREEZERS

AEG History – Originally the Munchen Barons, they were purchased by AEG in 1999 and relocated to Hamburg and renamed the Freezers in 2002.

Team History – During their final year in Munchen, the Barons won the German Championship in 2002. Since arriving in Hamburg, the Freezers have built a strong local following.



EISBAREN BERLIN

AEG History – Acquired by AEG on September 3, 1999, and a 15-time East German Hockey Champion as Dynamo Berlin.

Team History – A record seven-time DEL Champion (2005, 2006, 2008, 2009, 2011, 2012, 2013), Eisbaren (Polar Bears) Berlin continues to set the standard for excellence as they have also been the top team in the regular season eight times (1998, 2003, 2004, 2006, 2009, 2010, 2012, 2013). In 2008 they captured the German Cup and in 2010 they were the European Trophy winner.



AMGEN TOUR OF CALIFORNIA

AEG History – AEG and cycling specialists Medalist Sports serve as the race's logistical arm. California-based Amgen has served as the event's title sponsor since its inception in 2006.

Event History – Over the past seven years, the Amgen Tour of California has become one of cycling's most important and prestigious annual stage races in the world. From attendance, sponsorship and internationally ranked competitors, along with economic impact to the state of California and specifically our host cities, we continue to see growth in every important, measureable category.



BAY TO BREAKERS

AEG History – The historic footrace has been a part of AEG since 2004.

Event History – First run by 218 participants on January 1, 1912, as a way to reinvigorate the city of San Francisco and bring the citizens of the community back together after the devastation of the 1906 earthquake, the race has grown to more than 30,000 annual runners. Bay to Breakers is consistently one of the largest footraces in the USA and around the world. The centennial running of the race in 2011, with more than 50,000 participants and 100,000 spectators, was the largest road race in California, the fifth largest road race in the United States, and the ninth largest road race in the entire world.



AEG SPORTS – STAFF DIRECTORY

Chief Operating Officer	Kelly Cheeseman
Executive Assistant to the Chief Operating Officer	Alicia Briones
Vice President, Communications and Broadcasting	Michael Altieri
Vice President, Marketing	Jonathan Lowe
Vice President, Game Presentation and Events	Danny Zollars
Sr. Director, Digital Strategy and Analytics	Aaron LeValley
Director, Game Presentation and Events	Brooklyn Boyars
Director, Ticket Operations	Elizabeth Hauck
Director, Human Resources	Cassy Niehaus
Senior Manager, Analytics	Lisa Rollins
Manager, Analytics and Research	Thomas Braun
Manager, Ticket Operations	Samantha Lewis
Manager, Marketing (ATOC and Bay to Breakers)	Monica Rodriguez
Coordinator, Human Resources	Eva Bassett



Robbie Keane stars for the LA Galaxy, winners of the MLS Cup in 2011 and 2012.

2013-2014 MANCHESTER MONARCHS CLUB DIRECTORY



Manchester Monarchs
66 Hanover Street, Suite 200
Manchester, NH 03101
Phone: 603-626-7825
Fax: 603-626-7022

Verizon Wireless Arena
555 Elm Street
Manchester, NH 03101

HOCKEY OPERATIONS

General Manager Rob Blake
President/Governor Darren Abbott
Alt. Governor Luc Robitaille
Director of Hockey Operations Hubie McDonough
Head Coach Mark Morris
Assistant Coach Freddy Meyer
Athletic Trainer/Strength and Conditioning Coach Michael Muir
Equipment Manager Mike Holden
Assistant Equipment Manager Trevor Simpson
Coaches Video Coordinator Matt Lane

FRONT OFFICE

Executive Vice President of Sales Matt Welch
Vice President of Public Affairs Kimberly Mueller
Senior Director of Ticket Sales Jason Jones
Director of Season Ticket Retention and Service Ashley Hoffman
Director of Finance and Staff Development Daniel Lynch
Marketing and Digital Content Manager Everett Duke
Senior Manager of Premium Services Stephanie Loeb
Business Development Manager Nicholas Volsko
Merchandise Manager Cody McGillicuddy
Video and Game Operations Coordinator Andrew Samel
Community Relations and Event Coordinator Kayla Arguin
Ticket Service and Operations Representative Jessica Gillette
Ticket Package Retention Account Executive Greg Troxell
New Business Development Executive Brendan Doyle
Group Sales Account Executive Matt LaBelle
Group Sales Account Executive Ryan Leach
Group Sales Account Executive Andrew Yarnall
Inside Sales Representative Nate Downer
Inside Sales Representative Simon Krauss
Inside Sales Representative John Payne

BROADCASTER

Radio Play-by-Play Announcer Ken Cail

TEAM INFORMATION

2012-13 Record 37-32-3-4, 81 pts.
3rd/Atlantic Division
7th/Eastern Conference
Founded June 2000
Home Ice Verizon Wireless Arena
Opened November 15, 2001
Seats for Hockey 9,852
Rink Dimensions 200' x 85'
Press Box Location Second Suite Level (Suite #27)
Press Box Phone (603) 626-4625
Team Colors Purple, Gold, Silver, Black, White
Radio Flagship WGIR 610AM
NHL Affiliate Los Angeles Kings
ECHL Affiliate Ontario Reign

For the Monarchs 2013-14 regular season schedule visit ManchesterMonarchs.com

2013-2014 ONTARIO REIGN CLUB DIRECTORY



Ontario Reign
901 Via Piemonte, Suite 370
Ontario, CA, 91764
Phone: 909-941-7825
Fax: 909-204-5555

Citizens Business Bank Arena
4000 Ontario Center Parkway
Ontario, CA 91764

HOCKEY OPERATIONS

President Justin Kemp
Head Coach Jason Christie
Assistant Coach Mark Hardy
Equipment Manager/Head Athletic Trainer Bobby Walls
Strength and Conditioning Brett Billbe
Assistant Athletic Trainer Joanie Abrahamsen

FRONT OFFICE

Executive Vice President of Sales and Marketing Dave Oldham
Director of Ticket Sales and Service Aaron Arak
Director of Finance Kim Diaz
Sr. Director Public Relations/Community/Corporate Sales Laura Tolbirt
Senior Director of Ticket Operations Jasmyrn Wilson
Senior Manager of Corporate Sales/Game Presentations Vinnie Aven
Account Executive Willy Lam
Account Executive John Livas
Account Executive Chris Orechia
Account Executive Robert Renner
Account Executive Andrew Sarcona
Account Executive Cody Smith
Group Sales Manager Brad Spetnagel
Corporate Account Executive and Public Relations Liaison Laura Hendrick
Ticket Operations Assistant Nicole Disney
Inside Sales Representative/Broadcaster Jesse Liebman
Public Address Announcer Jeff Pope
Hockey Ambassador Glen Trefry
Team Photographer Lee Calkins

TEAM INFORMATION

2012-13 Record 46-19-3-4, 99 pts.
1st/Pacific Division
2nd/Western Conference
Founded February 26, 2008
Home Ice Citizens Business Bank Arena
Opened October 25, 2008
Seats for Hockey 9,616
Team Colors Navy, Grey, Burnt Orange
NHL Affiliate Los Angeles Kings
AHL Affiliate Manchester Monarchs

For the Reign 2013-14 regular season schedule visit OntarioReign.com

AEG



GARNET "ACE" BAILEY AND MARK BAVIS TRIBUTE



Garnet "Ace" Bailey, who was 53, was set to begin his 33rd season in the NHL as a player or scout. Bailey had enjoyed a tremendous amount of success in both capacities, with seven Stanley Cup rings as proof. Having spent seven years as the Kings' Director of Pro Scouting, Bailey spent the previous 13 years as a Scout with the Edmonton Oilers.

Bailey's ability to evaluate NHL talent helped the Oilers to five Stanley Cups in the 1980s. During Edmonton's many great playoff runs, Bailey played the key role of Advance Scout, supplying detailed information on upcoming opponents.

A veteran of 11 NHL seasons as a player, Bailey broke in with the Boston Bruins during the 1968-69 season and spent five years with the club. While with the Bruins, he was a member of Stanley Cup championship teams in 1969-70 and 1971-72. Bailey also spent parts of two seasons each with the Detroit Red Wings and St. Louis Blues, and three-plus years with the Washington Capitals.

Bailey, who was originally from Lloydminster, Saskatchewan, jumped to the World Hockey Association for the 1978-79 season and joined the Edmonton Oilers, where he was a linemate of teenage phenom Wayne Gretzky.

Ace lived in the Boston suburb of Lynnfield with wife Katherine and son Todd.

The Los Angeles Kings family was deeply shaken and saddened over the loss of Garnet "Ace" Bailey and Mark Bavis, two club scouts who were aboard United Airlines Flight 175 from Boston's Logan Airport on September 11, 2001. Both men sported fantastic personalities and their love for the sport of hockey was evident in their work, and their passion for the Kings helped foster a fun and winning attitude. Both Mark and Ace are incredibly missed indeed.



Mark Bavis, who was 31, was entering his second season as an Amateur Scout for the Kings. A native of the Boston-area, Bavis played college hockey at Boston University. Prior to joining the Kings he worked as a coach with Chicago of the North American League and as an Assistant Coach with Harvard of the Eastern College Athletic Conference.

Bavis, who was drafted by the New York Rangers in the ninth round (181st overall) of the 1989 NHL Entry Draft, made his home in West Newton, Massachusetts. He was survived by his mother, Mary; his twin brother, Mike; two brothers, Pat and Johnny; and three sisters, Kelly, Mary Ellen and Kathy.

To help support each of the men and their lasting legacies, please visit The Mark Bavis Leadership Foundation at www.markbavisleadershipfoundation.org, and for information on The Ace Bailey Children's Foundation, please visit www.acebailey.org. Each summer for the last 12 years, the annual Ace Bailey Golf Classic, as hosted by the Manchester Monarchs and The Monarchs Care Foundation, have raised over \$360,000 for The Mom's Place at Catholic Medical Center and the Ace Bailey Children's Foundation.

LOS ANGELES KINGS - 2013-14 BROADCAST SCHEDULE

GAME	DATE	OPPONENT	START TIME (PT)	RADIO STATION - KINGS	TELEVISION STATION - KINGS
1	Oct. 3	@ Minnesota	5:00 p.m.	KRLA AM 870	NBCSN
2	Oct. 4	@ Winnipeg	5:00 p.m.	KTLC AM 1150	WEST
3	Oct. 7	Vs. NY Rangers	7:30 p.m.	KTLC AM 1150	WEST
4	Oct. 9	Vs. Ottawa	7:30 p.m.	KTLC AM 1150	WEST
5	Oct. 11	@ Carolina	4:00 p.m.	KTLC AM 1150	WEST
6	Oct. 13	@ Florida	Noon	KTLC AM 1150	WEST
7	Oct. 15	@ Tampa Bay	4:30 p.m.	KTLC AM 1150	WEST
8	Oct. 17	@ Nashville	5:00 p.m.	KTLC AM 1150	WEST
9	Oct. 19	Vs. Dallas	7:30 p.m.	KTLC AM 1150	WEST
10	Oct. 21	Vs. Calgary	7:30 p.m.	KTLC AM 1150	WEST
11	Oct. 24	Vs. Phoenix	7:30 p.m.	KTLC AM 1150	WEST
12	Oct. 27	Vs. Edmonton	6:00 p.m.	KTLC AM 1150	WEST
13	Oct. 29	@ Phoenix	7:00 p.m.	KTLC AM 1150	WEST
14	Oct. 30	Vs. San Jose	7:30 p.m.	KTLC AM 1150	WEST
15	Nov. 2	Vs. Nashville	7:30 p.m.	KTLC AM 1150	WEST
16	Nov. 7	Vs. Buffalo	7:30 p.m.	KTLC AM 1150	WEST
17	Nov. 9	Vs. Vancouver	7:00 p.m.	KTLC AM 1150	WEST
18	Nov. 12	@ Buffalo	4:00 p.m.	KTLC AM 1150	WEST
19	Nov. 14	@ NY Islanders	4:00 p.m.	KTLC AM 1150	WEST
20	Nov. 15	@ New Jersey	4:00 p.m.	KTLC AM 1150	WEST
21	Nov. 17	@ NY Rangers	4:00 p.m.	KTLC AM 1150	WEST
22	Nov. 19	Vs. Tampa Bay	7:30 p.m.	KTLC AM 1150	WEST
23	Nov. 21	Vs. New Jersey	7:30 p.m.	KTLC AM 1150	WEST
24	Nov. 23	Vs. Colorado	7:30 p.m.	KTLC AM 1150	WEST
25	Nov. 25	@ Vancouver	7:00 p.m.	KTLC AM 1150	WEST
26	Nov. 27	@ San Jose	7:30 p.m.	KTLC AM 1150	WEST
27	Nov. 30	Vs. Calgary	7:00 p.m.	KTLC AM 1150	WEST
28	Dec. 2	Vs. St. Louis	7:30 p.m.	KTLC AM 1150	WEST
29	Dec. 3	@ Anaheim	7:00 p.m.	KTLC AM 1150	WEST
30	Dec. 7	Vs. NY Islanders	7:30 p.m.	KTLC AM 1150	WEST
31	Dec. 10	@ Montreal	4:00 p.m.	KTLC AM 1150	WEST
32	Dec. 11	@ Toronto	4:30 p.m.	KTLC AM 1150	WEST
33	Dec. 14	@ Ottawa	11:00 a.m.	KTLC AM 1150	WEST
34	Dec. 15	@ Chicago	4:00 p.m.	KTLC AM 1150	WEST
35	Dec. 17	Vs. Edmonton	7:30 p.m.	KTLC AM 1150	WEST
36	Dec. 19	Vs. San Jose	7:30 p.m.	KTLC AM 1150	WEST
37	Dec. 21	Vs. Colorado	1:00 p.m.	KTLC AM 1150	WEST
38	Dec. 23	Vs. Dallas	7:30 p.m.	KTLC AM 1150	WEST
39	Dec. 28	@ Nashville	5:00 p.m.	KTLC AM 1150	WEST
40	Dec. 30	@ Chicago	5:00 p.m.	KTLC AM 1150	NBCSN
41	Dec. 31	@ Dallas	5:00 p.m.	KTLC AM 1150	WEST
42	Jan. 2	@ St. Louis	5:00 p.m.	KTLC AM 1150	WEST
43	Jan. 4	Vs. Vancouver	7:00 p.m.	KTLC AM 1150	WEST
44	Jan. 7	Vs. Minnesota	7:30 p.m.	KTLC AM 1150	WEST
45	Jan. 9	Vs. Boston	7:30 p.m.	KTLC AM 1150	WEST
46	Jan. 11	Vs. Detroit	7:30 p.m.	KTLC AM 1150	WEST
47	Jan. 13	Vs. Vancouver	7:30 p.m.	KTLC AM 1150	WEST
48	Jan. 16	@ St. Louis	5:00 p.m.	KTLC AM 1150	NBCSN
49	Jan. 18	@ Detroit	4:00 p.m.	KTLC AM 1150	WEST
50	Jan. 20	@ Boston	10:00 a.m.	KTLC AM 1150	WEST
51	Jan. 21	@ Columbus	4:00 p.m.	KTLC AM 1150	WEST
52	Jan. 23	@ Anaheim	7:00 p.m.	KTLC AM 1150	WEST
53	Jan. 25	Vs. Anaheim	6:30 p.m.*	KTLC AM 1150	NBCSN
54	Jan. 27	@ San Jose	7:00 p.m.	KTLC AM 1150	NBCSN
55	Jan. 28	@ Phoenix	6:00 p.m.	KTLC AM 1150	WEST
56	Jan. 30	Vs. Pittsburgh	7:30 p.m.	KTLC AM 1150	WEST
57	Feb. 1	Vs. Philadelphia	1:00 p.m.	KTLC AM 1150	WEST
58	Feb. 3	Vs. Chicago	7:30 p.m.	KTLC AM 1150	WEST
59	Feb. 6	Vs. Columbus	7:30 p.m.	KTLC AM 1150	WEST
60	Feb. 26	@ Colorado	7:00 p.m.	KTLC AM 1150	NBCSN
61	Feb. 27	@ Calgary	6:30 p.m.	KTLC AM 1150	WEST
62	Mar. 1	Vs. Carolina	1:00 p.m.	KTLC AM 1150	WEST
63	Mar. 3	Vs. Montreal	7:30 p.m.	KTLC AM 1150	WEST
64	Mar. 6	@ Winnipeg	4:00 p.m.	KTLC AM 1150	WEST
65	Mar. 9	@ Edmonton	5:00 p.m.	KTLC AM 1150	WEST
66	Mar. 10	@ Calgary	6:00 p.m.	KTLC AM 1150	WEST
67	Mar. 13	Vs. Toronto	7:30 p.m.	KTLC AM 1150	WEST
68	Mar. 15	Vs. Anaheim	7:30 p.m.	KTLC AM 1150	WEST
69	Mar. 17	Vs. Phoenix	7:30 p.m.	KTLC AM 1150	WEST
70	Mar. 20	Vs. Washington	7:30 p.m.	KTLC AM 1150	WEST
71	Mar. 22	Vs. Florida	1:00 p.m.	KTLC AM 1150	WEST
72	Mar. 24	@ Philadelphia	4:00 p.m.	KTLC AM 1150	WEST
73	Mar. 25	@ Washington	4:00 p.m.	KTLC AM 1150	WEST
74	Mar. 27	@ Pittsburgh	4:00 p.m.	KTLC AM 1150	WEST
75	Mar. 29	Vs. Winnipeg	7:00 p.m.	KTLC AM 1150	WEST
76	Mar. 31	Vs. Minnesota	7:00 p.m.	KTLC AM 1150	NBCSN
77	Apr. 2	Vs. Phoenix	7:30 p.m.	KTLC AM 1150	NBCSN
78	Apr. 3	@ San Jose	7:30 p.m.	KTLC AM 1150	NBCSN
79	Apr. 5	@ Vancouver	7:00 p.m.	KTLC AM 1150	PRIME
80	Apr. 9	@ Calgary	7:00 p.m.	KTLC AM 1150	WEST OR KCOP
81	Apr. 10	@ Edmonton	6:30 p.m.	KTLC AM 1150	WEST
82	Apr. 12	Vs. Anaheim	7:30 p.m.	KTLC AM 1150	PRIME

* Game played at Dodger Stadium

AEG

