

2013-2014 MEDIA GUIDE



2013-14 SEASON PRESENTED BY

PartyCity

NOBODY HAS MORE PARTY FOR LESS.



**BB&T
CENTER**

THE CENTER OF IT ALL

GET FANRAGEOUS!



Party City has all the ideas and items you need to make your Florida Panthers experience truly unforgettable. #GetFanrageous with Florida Panthers tableware, decorations, and accessories, we've got all the plays covered! **Only at PartyCity, Official Party Store of the Florida Panthers.**



SHOP PARTYCITY.COM

It always pays to party with us! Follow us at



TABLE OF CONTENTS

Panthers Directory.....	4-5
Michael R. Yormark	6
Ryan McCoy/Matthew F Sacco	7
Brett Stefansson/Steve Ziff	8

HOCKEY OPERATIONS/MEDICAL TEAM/ FRONT OFFICE STAFF.....10-29

Dale Tallon	12
Michael Santos/Bill Torrey.....	13
Kevin Dineen	14
Craig Ramsay/Gord Murphy	15
Robb Tallas/Craig Slaunwhite/Paul Vincent	16
Jason Cipolla/Michael Dixon/Tom Grace.....	17
Brian Skrudland/Bryan McCabe/Steve Shields	18
Scott Luce/Erin Ginnell/Jason Bukala/	
Fred Bandel.....	19
Craig Demetrick/Jari Kekalainen/	
Paul Gallagher/Peter Mahovich.....	20
Kent Nilsson/Vadim Podrezov/	
Al Tuer/Mike Yandle.....	21
Dave Zenobi/Tommy Alva/Steve Dischiavi	
/Mike Smith	22
Chris Scoppetto/Chris Moody/	
Jason MacDonald	23
Official Medical Team	24-27
Justin Copertino/Glenn Odebralski/Adelyn	
Biedenbach	28
Steve Goldstein/Bill Lindsay/	
Randy Moller	29

THE PLAYERS.....30-83

IN THE SYSTEM.....	85-111
Minor League Affiliates	104
Draft History	109

REGULAR SEASON REVIEW112-123

Final NHL Standings/Statistics	114-115
Final Regular Season Game Results..	116-117
Final Regular Season Scoring	118
2012-13 Highs & Lows	119
2012-13 Miscellaneous Stats	120
2012-13 Transactions.....	121
2012-13 Injury Breakdown/Opening & Closing	
Roster	122
2012-13 Home/Road Scoring.....	123

OPPONENTS124-155

Top Scorers vs. Panthers	155
REGULAR SEASON RECORDS/HISTORY	156-229
Regular Season Records	158
All-Time Leaders	171
All-Time Records	174
All-Time Special Teams	176
Panthers All-Stars & Career Goaltending	
177	178
Panthers Career Scoring	178
Team Records.....	180
Individual Records.....	184
Goaltending Records	186
Rookie Records	187
Panthers Year-by-Year.....	188
Inaugural Season Firsts.....	208
All-Time Numerical Roster	210
Panthers All-Time Register.....	212
Panthers History.....	214

PLAYOFF REVIEW/RECORDS230-245

2013 Playoff Results/Leaders	232
All-Time Playoff History	234
1996 & 1997 Panthers Playoff Scoring.....	235
2000 & 2012 Panthers Playoff Scoring.....	236
All-Time Playoff Leaders.....	237
Playoff Scoring vs. Panthers/	
Playoff Goaltending vs. Panthers.....	238
Team Playoff Records	240
Individual Playoff Records	243
Goaltending/Rookie Records.....	245

GENERAL INFORMATION246-262

Media Information	248
Saveology.com Iceplex	249
BB&T Center	250
Florida Panthers Foundation.....	251
Community Programs	252
Fan Development & Grassroots Marketing.....	253
Youth Hockey/Alumni	254
NHL Information	255
2013-14 On-Ice Officials.....	255
2013-2014 NHL Critical Dates	256
Ticket Information/Arena Seating	258
2013-14 Schedule	260

EDITORS IN CHIEF

Justin Copertino
Glenn Odebralski

ASSOCIATE EDITORS

Matthew F. Sacco



CONTRIBUTING EDITORS

Tamarah Strauss, Nicole
Comparato, Ashley Partenza, Tyler
Moseley, Ally Maass, Justin
Ullestad

PHOTO CREDITS

Eliot Schechter & Getty Images

FLORIDA PANTHERS CLUB DIRECTORY



THE CENTER OF IT ALL

ONE PANTHER PARKWAY • SUNRISE, FL 33323 • PHONE: (954) 835-7000 • FAX: (954) 835-7700
<http://www.floridapanthers.com>

Ownership

General Partner and Chairman of the Board/	
Chief Executive Officer/ Governor	Cliff Viner
Partner	Alan Cohen
Partner	Steve Cohen
Partner	David Epstein
Partner	Dr. Elliott Hahn
Partner	H. Wayne Huizenga
Partner	Bernie Kosar
Partner	Richard C. Lehman M.D.
Partner	Albert E. Maroone
Partner	Michael E. Maroone
Partner	James L. Nederlander
Partner	Robert Printz
Partner	Michael Rashes
Partner	Jordan Zimmerman

Executive

President	Michael R. Yormark
Executive Vice President & GM, Hockey	
Operations	Dale Tallon
Senior Vice President, Sales & Service	Ryan McCoy
Senior Vice President, Communications &	
Public Affairs	Matthew F Sacco
Senior Vice President & General Manager,	
BB&T Center	Brett Stefansson
Senior Vice President, Marketing & Brand Strategy	Steve Ziff
Vice President/GM, Saveology.com Iceplex	Jeff Campol
Vice President, Event Programming	Kevin Grove
Vice President Human Resources & Payroll	Elisa Hernandez
Vice President/Managing Director,	
360 Premium Seating	Rick Lassiter
Vice President, Sales & Fan Experience	Shawn Kuzmin
Vice President, Finance & Controller	Luciana Midili
Vice President, Broadcasting & Panthers Alumni	Randy Moller
Vice President/Chief Financial	
Officer	Louis Partenza
Vice President, Partnership Marketing	Matthew Rickoff
Vice President, General Counsel	Ed Wildermuth
Executive Asst to the President	Peter Gustavson

Hockey Operations

Executive Vice President & GM, Hockey Operations ..	Dale Tallon
Assistant General Manager	Michael Santos
Alternate Governor	William A. Torrey
Manager of Hockey Operations	Mike Dixon
Team Services Manager	Tom Grace
Director of Scouting	Scott Luce
Director of Player Development	Brian Skrudland
Manager of Player Development	Bryan McCabe
Head Athletic Trainer	David Zenobi
Assistant Athletic Trainer	Tommy Alva
Physical Therapist	Steve Dischiavi
Massage Therapist	Mike Smith
Equipment Manager	Chris Scoppetto
Assistant Equipment Manager	Chris Moody
Equipment Manager Assistant	Jason MacDonald
Head Amateur Scout	Erin Ginnell
Assistant Head Amateur Scout	Jason Bukala
Amateur Scout	Fred Bandel
Amateur Scout	Craig Demetrick
Amateur Scout	Paul Gallagher
European Scout	Jari Kekalainen
Pro Scout	Peter Mahovich
European Scout	Kent Nilsson
European Scout	Vadim Podrezov
Pro Scout	Al Tuer
Amateur Scout	Mike Yandle

Coaching Staff

Head Coach	Kevin Dineen
Assistant Coach	Gord Murphy
Assistant Coach	Craig Ramsay
Goaltending Coach	Robb Tallas
Strength & Conditioning Coach	Craig Slauwhite
Skating & Skills Coach	Paul Vincent
Video Coach	Jason Cipolla
Goaltending Consultant	Steve Shields

Communications/Media Content

Director, Communications	Justin Copertino
Sr. Manager, Communications &	
Digital Media	Glenn Odebralski
Coordinator, Digital Media	Adelyn Biedenbach
Official Photographer	Eliot J. Schechter

Community Development, Youth Hockey & Broadcasting

Sr. Director, Game Presentation	Pete Soto
Executive Director, Florida Panthers Foundation	Andria Nolan
Sr. Manager, Presentation + Production	Jason Cothorn
Producer	Amy Keller
Manager, Community Development & Foundation	Jeannie Holtorf
Coordinator, Mascot & Game Operations	Ralph Estevez
In-Game Emcee	Bill Murphy

Corporate Partnerships & Brand Activation

Executive Director, Corporate Partnerships	RJ Martino
Sr. Director, Brand Strategies	Eric Tomasini
Director, Lead Generation	Roman Gorodetskiy
Director, New Business Development	Hayden Trepeck
Director, New Business Development	Chris Snyder
Director, New Business Development	Derek Ohta
Director, Partnership Marketing	Jeremy Burson
Manager, Legal Services & Marketing Partnerships	Robert Karpeles
Senior Manager, Brand Activation	Nicole Rosofsky
Manager, Brand Activation	Haley Gruber
Manager, Brand Activation	Sarah Loveless
Manager, Brand Activation	Danielle Naglieri
Coordinator, Strategic Partnerships & Broadcasts	Daniel Robbins

Sales, Service & Marketing

Executive Director, Ticket Sales	Ryan Bertschman
Director, Marketing	Genya Adesso
Director, Art	Matt Ellis
Director, Group Sales	Mackie Feierstein
Director, Entertainment Marketing	Elizabeth Jenkins
Director, Ticket Operations	Marcus Kroulik
Director, Premium Seating	Eric Lapointe
Director, Fan Experience	Kathleen Malara
Director, Business Operations	Andre Therrien
Director, Suite Sales 360 Premium	Brett Weisbrot
Director, Club Sales 360 Premium	Mario Durant
Director, Club Sales 360 Premium	Ian Parker
Director, Club Sales 360 Premium	Rich Rossi
Director, Suite Sales 360 Premium	Steven Duffy
Director, Suite Sales 360 Premium	Anthony Jabara
Sr. Manager, Ticket Operations	Andy Friedlander
Manager, Suite Services	Rachael Hanley
Manager, Inside Sales	Brandon Lott
Manager, Event Marketing	Didi Martz
Manager, Client Services	Nicole Meloff
Specialist, Client Services	Gabriel Nunez
Specialist, Client Services	Rebecca Roy
Account Manager, Event Sales	Kevin Goldman
Manager, Inside Sales	Brandon Lott
Graphic Designer	Tim Spain
Assistant Manager, Ticket & Vault Operations	Michael LaRocco
Coordinator, Premium Service	Melissa Hady
Manager, Group Sales	Edward Lanza
Sr. Account Executive	Mario Durant
Account Executive	Jason Novick
Account Executive	Ryan Lebeuf
Account Executive	Tyler Parker
Account Executive	Scott Wiseman
Account Executive, Group Sales	Daniel Gwynn
Account Executive, Group Sales	Jennifer Garcia
Account Executive, Group Sales	Brandon Loker
Account Executive, Group Sales	Rachel Toman

Account Executive, Group Sales	Cassie Wilkinson
Inside Sales Representative	Joe Hinds
Inside Sales Representative	Scott Kim
Inside Sales Representative	Aron Kleisel
Inside Sales Representative	Roberto Carlos Miodus-Santini
Inside Sales Representative	Greg Schultz
Inside Sales Representative	Blake Seidler
Inside Sales Representative	Ashley Smoley

Finance and Business Support

Controller	Silvia Handwerker
Director, Purchasing	Laura Barrera
Director, IT	Eric Halvonik
Manager, Accounts Payable	Karen Khaleel
Manager, Accounts Receivable	Michelle Schoppmann
Manager, Payroll & Human Resources	Peggy Ziady
Staff Accountant	Charmaine McClanahan
Staff Accountant	Natasha Schuman
Jr Staff Accountant	Jerome Burke
Accounts Payable Clerk	Karlah Fleurinord
Payroll Administrator	Anna Gomez
Recruiter	Monae Sklenar

Radio/TV Broadcasters

Television Play-By-Play	Steve Goldstein
Television Analyst	Bill Lindsay
Panthers Preview Host	Frank Forte
Radio Play-By-Play	Randy Moller

BB&T Center

Senior Director, Operations	Tom Embrey
Director, Operations	Tim Owens
Manager, Event	Michael Blanton
Manager, Event	Pablo Urquilla
Systems Administrator	Rick DiMotta
Jr Systems Administrator	Ian Brown
Manager, Operations	Brian Gilner
Operations Coordinator	Patty Flaherty

Saveology.com Iceplex (Practice Facility)

Assistant General Manager	Jennifer Simmons
Director of Skating Development	Nancy Mariani
Director, Hockey Operations & GM of JR Florida Panthers Travel Hockey Club	Jeremy Mylymok
Assistant Manager, Retail Operations	Tom Fuller
Manager, Recreational Hockey	Jim Haverstrom
Manager, Hockey Administration	John Peach
Manager, Front Office	Kimberly Gold
Manager, Arena Operations	Tim Disharoon
Manager, Guest Experience	Michael Middaugh
Manager, Staff Accountant	Angela Cano
Manager Food & Beverage	Daniel Madaffari
Manager, Sponsorship/Marketing	David Potamianos
Crew, Arena Operations	Ferdinand Brickliff
Crew, Arena Operations	Robes Moises



MICHAEL R. YORMARK

President

Sunrise Sports & Entertainment & The Florida Panthers

Michael R. Yormark is President of Sunrise Sports & Entertainment and is responsible for overseeing all of the organization's operating entities including the Florida Panthers hockey club, the BB&T Center arena venue, the Saveology.com Iceplex recreational skating and training facility, SSE Gaming, 360 Premium, and more.

Since joining SSE in Sept. 2003 as Chief Operating Officer, Yormark has guided the organization into an era of growth and success. For his efforts, he was promoted to the position of President on Aug. 13, 2007.

Yormark and his staff have succeeded in building SSE in to a world-renowned and diverse professional sports and entertainment company. Yormark has utilized his unique leadership ability to nurture SSE in to an aggressive, hard-charging and innovative company predicated on his professional mantras and philosophies such as "dream big and dare to fail" and "anything is possible."

Under Yormark's watch, the Florida Panthers won the Southeast Division Championship and returned to the Stanley Cup Playoffs in 2011-12 for the first time in over a decade. The Panthers also currently boast one of the top rated group of prospects in the NHL by ESPN and Hockey's Future. In addition, Yormark has reinvigorated and repositioned the Panthers' brand in South Florida around the color red signifying passion, intensity and success.

Meanwhile, the BB&T Center is one of the top ranked arena venues of its kind in the world, hosting world-class concerts, shows and events and maintaining strong industry relationships with Live Nation and other major or independent promoters.

The Saveology.com Iceplex is the only triple ice-sheet facility south of Washington, D.C. and is one of the top facilities of its kind in North American featuring the \$10 million state-of-the-art training center for the Panthers.

SSE Gaming was formed under Yormark's watch as a partnership with Las Vegas-based Boyd Gaming to develop a casino hotel resort on the property surrounding the BB&T Center.

360 Premium is SSE's premium seating sales and marketing arm, created by Yormark and focused primarily on selling the new all-inclusive Club RED, in addition to the arena's other clubs and suites.


Yormark has also spearheaded a number of major improvements to the BB&T Center for this season including a new Panasonic HD scoreboard built with a \$4.2 million grant from Broward County, a new plaza level floor, and new arena vendors in CSC and Park One.

Yormark has also heralded enhanced community involvement from SSE under the revamped Florida Panthers Foundation, which donates more than \$1 million in kind annually to the fight against pediatric cancer in South Florida. That community commitment continues on a personal level as Yormark sits on the Orange Bowl Committee and the Boys & Girls Club of Broward County Board, and has chaired a number of major charitable initiatives including the Leukemia & Lymphoma Society Light The Night Walk in Broward County, the Broward County Mayors' Gala benefitting the United Way, and more.

Yormark and SSE have been consistently recognized as leaders in the industry through awards and media profiles such as: SportsBusiness Journal 40 Under 40 Award, SBJ Stanley Cup Of Business, City Of Sunrise Business Leader Award, South Florida Business Journal Business Of The Year Finalist, Newsweek Magazine, Sports Illustrated, New York Times, American Way, Success magazine, Smart Business magazine, CNBC, South Florida Sun Sentinel's Most Influential People, ESPN The Magazine No. 33-ranked pro sports franchise, Pollstar Arena Of The Year finalist, and more.

Yormark has also used his incomparable passion for physical fitness and 4 a.m. workouts to support charitable causes, including competing in a 2012 and 2013 Tough Mudder event benefitting the Wounded Warrior Project.

Yormark and his wife Dana and daughter Sophia reside in Boca Raton.



RYAN McCOY

Senior Vice President, Sales & Services

Ryan McCoy enters his ninth season with Sunrise Sports & Entertainment after joining the organization in 2005.

His duties include handling the overall sales initiatives for all of SSE's operating entities including inside sales, new business, premium seating, etc. McCoy also oversees SSE's industry-renowned client services department for all of its partners, fans and constituents.

McCoy joined SSE in 2005 as Premium Seating Manager before being promoted to Director of Premium Seating in 2006, and then to VP of Sales & Service in 2009. Prior to joining SSE he spent three years with Palace Sports & Entertainment, the St. Pete Times Forum and the Tampa Bay Lightning as a Sr. Account Executive, Corporate Account Manager and Account Executive.

McCoy graduated from Loyola University of New Orleans in 2001 with a Bachelor of Arts and Sciences in Communications and a minor in Psychology. He also was a four-year letterman in varsity baseball. McCoy and his wife Tara reside in Ft. Lauderdale.



MATTHEW F. SACCO

Senior Vice President, Communications & Public Affairs

Matthew F. Sacco enters his ninth season with Sunrise Sports & Entertainment after joining the organization in August 2005. His responsibilities include public relations for SSE and all of its properties including the Florida Panthers and the BB&T Center. He also serves as Editor in Chief of the Panthers Insider magazine.

Prior to joining Panthers, Sacco spent two years as a journalist and author, and had his work published in the New York Post, Boston Herald, Staten Island Advance, Inside Lacrosse Magazine and U.S. College Hockey Online.

A native of Staten Island, N.Y., Sacco was Editor in Chief of the Massachusetts Daily Collegian at the University of Massachusetts, where he graduated with a Bachelor's Degree in journalism and a minor in English. He currently resides in Ft. Lauderdale.





BRETT STEFANSSON

Senior Vice President / General Manager of the BB&T Center

Brett Stefansson has played an integral role within the organization since the venue opened in 1998. During his tenure, Brett has held several key positions within the organization, including Assistant General Manager and Director of Operations.

Brett is a 15 year industry veteran with a successful track record of managing and overseeing thousands of concerts and games as well as providing a quality guest experience for millions of fans. He oversees the day-to-day operations at the BB&T Center and is responsible for ensuring that all concerts, shows, and sporting events at the building receive first-class service and attention. He also is responsible for the oversight of the Panthers official training facility Saveology Iceplex.

Prior to joining the BB&T Center, Brett spent two years at the Compaq Center in Houston working with the Houston Rockets, the AHL's Houston Aeros and the WNBA Comets. He also spent 2 years in the lead role of a private security firm where he earned his CPP certification (Certified Protection Professional).



STEVE ZIFF

Senior Vice President / Marketing & Brand Strategy

As the Vice President of Marketing & Brand Strategy for the Florida Panthers & the BankAtlantic Center, Ziff oversees all areas of marketing, creative, partner brand activation, game presentation, grassroots & fan development, and community development for the Club and the Arena, as well as the Florida Panthers Foundation. His responsibilities also include generating new revenue streams and leveraging partnerships for the Panthers and Sunrise Sports & Entertainment.

During his tenure with the Panthers, Ziff has been instrumental in creating stronger relationships between SSE's marketing partners and the organization, leading and developing a revived Florida Panthers brand identity and creating a stronger bond with South Florida through various community outreach programs led by the Club and the Florida Panthers Foundation.

Before joining Sunrise Sports & Entertainment in April of 2007, Ziff spent 2 years at Office Depot leading their retail, local, and college marketing for North American stores. Ziff also has 7+ years of experience with Alloy Marketing + Media and AMP Agency, based in Boston, MA, leading strategic development and execution of national marketing promotions for some of the largest Fortune 500 brands including Reebok, Verizon Wireless, Volkswagen, Heineken, Qwest, L'Oréal, and New Balance. Prior to that, he spent 3+ years at Student Advantage, Inc., the nation's largest student discount program, leading all Midwest regional marketing initiatives, while based in Chicago, IL.

A native of South Florida, Ziff received his B.S. in Marketing from the University of Central Florida. Ziff and his wife Allison reside in Plantation, FL with their daughter, Riley and son, Cade.earned his CPP certification (Certified Protection Professional).

CELEBRATING



TWENTY YEARS

RED RISING



WATCH THE EXCITEMENT ON



FLORIDA™

WHERE *PANTHERS* FANS LIVE

FOXSPORTSFLORIDA.COM







HOCKEY OPERATIONS & FRONT OFFICE



DALE TALLON

Executive Vice President/General Manager

Dale Tallon enters his fourth year as Executive Vice President & General Manager of the Florida Panthers after being named to the position on May 17, 2010. Tallon agreed to a multi-year contract extension on June 5, 2012.

Over the last three seasons, Tallon has been responsible for reshaping the club's hockey operations department, as well as the team's player personnel. Florida finished the 2011-12 season with a 38-26-18 mark and the franchise's first Southeast Division championship. The Panthers earned 94 points, the club's most since totaling 98 points in 1999-2000. For his efforts, Tallon was also nominated as a finalist for National Hockey League's 2011-12 Executive of the Year.

In addition to the current Panthers roster, Tallon has ensured the Panthers will have a bright future by loading up on draft picks and top prospects. Since joining Florida, Tallon has conducted four successful NHL Entry Drafts that have included six first round selections: [No. 2 - F Aleksander Barkov (2013), No. 23 - D Michael Matheson (2012), No. 3 - F Jonathan Huberdeau (2011), No. 3 - D Erik Gudbranson (2010), No. 19 - C Nick Bjugstad (2010) and No. 25 - C Quinton Howden (2010)].

Prior to joining the Panthers, Tallon spent 33 years with the Chicago Blackhawks organization as a front office executive, player and broadcast personality. He served as Chicago's General Manager from 2005-09, and assistant GM from 2003-05. He was responsible for drafting or acquiring many of the Blackhawks' top players who won the 2010 Stanley Cup. Tallon spent the 2009-10 season serving as a Senior Advisor of Hockey Operations for the Blackhawks. He also served four years (1998-2002) as director of player personnel before returning to the radio and television booth prior to the 2002-03 season.

A defenseman, Tallon was Vancouver's first-round selection (2nd overall) in the 1970 NHL Entry Draft. He played in 642 NHL contests with Vancouver (1970-73), Chicago (1973-78) and Pittsburgh (1978-80), registering 336 points (98-238-336) and 568 PIM. Tallon recorded a career-high 17 goals in 69 games with Vancouver during the 1971-72 season and appeared in the 1971 and 1972 NHL All-Star Games. In 1972, Tallon was picked as an alternate for Team Canada at the 1972 Summit Series against the USSR.

The Rouyn-Noranda, Que., native was born on Oct. 19, 1950. Tallon and his wife, Meg, are the parents of two daughters, Lauren and Kristen.

MICHAEL SANTOS

Assistant General Manager

Michael Santos enters his fourth season as the club's Assistant General Manager after being named to the position on July 1, 2010. He also serves as the General Manager of Florida's American Hockey League affiliate, the San Antonio Rampage.

Santos is responsible for negotiating player contracts, salary arbitration preparation, overseeing the club's minor league affiliates and managing the club's payroll and salary cap, as well as serving as the day-to-day contact of the hockey operations department. He also plays an important role in signing the club's draft picks, acquiring key free agents, as well as negotiating the club's minor league affiliation agreements.

After re-establishing an AHL affiliation agreement with San Antonio in 2011, Santos was responsible for assembling a club that went 41-30-3-2 during the 2011-12 regular season. San Antonio eliminated the Midwest Division Champion Chicago Wolves in five games (3-2) in the 2012 Western Conference Quarterfinals, marking the first time in franchise history that San Antonio advanced to the second round of the Calder Cup playoffs.

Prior to working for the Panthers, Santos spent four seasons as the Nashville Predators Director of Hockey Operations. He previously served as the Florida Panthers Director of Hockey Operations/Corporate Counsel for the 2002-03 season after joining the organization during the 2001-02 season as a hockey operations consultant.

Santos was named Commissioner and President of the North American Hockey League in 2003 and led the Junior "A" league through three seasons of unprecedented growth. The Lowell, Mass., native has also worked for the National Hockey League, New Haven Nighthawks and New York Islanders.

A graduate of Boston College, he received his Master's Degree from the United States Sports Academy in 1989, earned his Juris Doctorate from St. John's University School of Law in 1998, has been a member of the New York state bar since 1999 and serves on USA Hockey's junior and legal councils.



WILLIAM A. TORREY

Alternate Governor

One of the most respected men in hockey, Mr. William A. Torrey has been a member of the Florida Panthers organization since the club's inception. He spent his first nine seasons as President of the Panthers, while serving as Governor (2002-03) and currently Alternate Governor (2003-10). Mr. Torrey was inducted into the Hockey Hall of Fame in 1995 and was honored by the Panthers with a special tribute night on Oct. 23, 2010. The No. 93 is retired in his honor.


Under Mr. Torrey's guidance and direction, the Panthers have enjoyed tremendous success. In 1993-94, the team's inaugural season, he helped assemble a club that broke expansion records for wins (33), points (83) and winning percentage (.494). The Panthers also made it to the Stanley Cup Finals faster than any other post-1967 expansion team in NHL history, reaching the mark in 1995-96, their third year of existence. Mr. Torrey also led the search and was responsible for hiring current Panthers GM Dale Tallon in May 2010.

Prior to taking the helm of the Panthers, Mr. Torrey spent 21 years with the New York Islanders, the first 20 as General Manager. He also handled the added roles of President (1980-89) and Chairman of the Board (1989-92). At the start of the 1992-93 season, Mr. Torrey stepped down from his position as chairman, passed his role as General Manager to Don Maloney, and remained with the team as a consultant until joining the Panthers in April 1993.

Mr. Torrey began his NHL career in 1967 as Executive Vice President of the expansion Oakland Seals. He then joined the expansion Islanders as General Manager in 1972, becoming the first person hired by the organization.

Mr. Torrey was born on June 23, 1934 in Montreal, Que. A business and psychology graduate of St. Lawrence University, he received the NHL's Lester Patrick Award for outstanding service to the hockey community in 1983.

A resident of West Palm Beach, Fla., Mr. Torrey has four sons, William Jr., Richard, Peter and Arthur.





KEVIN DINEEN

Head Coach

Kevin Dineen was named the 11th head coach of the Florida Panthers on June 1, 2011. He has served as the team's head coach for the past two seasons compiling a 53-53-24 record.

Under Dineen's leadership, Florida finished the 2011-12 season with a 38-26-18 mark, to earn its first playoff berth since 2000. In the 2012 post season the Panthers forced the eventual Eastern Conference Champion New Jersey Devils to seven games, before losing in double overtime.

Prior to joining Florida, Dineen spent six seasons as head coach of the Portland Pirates (AHL), where he compiled a record of 266-155-59 with a .616 winning percentage, the best in the franchise's history. During this tenure with Portland, his teams won at least 40 games in four of out six seasons, won a pair of division titles (2005-06 & 2010-11) and advanced to the AHL's Eastern Conference Finals twice (2005-06 & 2007-08).

A third-round draft pick of the Hartford Whalers in the 1982 NHL Entry Draft, Dineen played in 1,188 career NHL games with Hartford (1984-91, 1995-97), Philadelphia (1991-95), Carolina (1997-99), Ottawa (1999-2000) and Columbus (2000-03). Throughout his 19-year NHL playing career, he scored 355 goals with 405 assists, while adding 2,229 PIM. He also served as team captain while playing for Philadelphia, Hartford and Carolina.

Dineen appeared in two NHL All-Star Games while playing for Hartford (1988 & 1989). Dineen was also named the 1990-91 NHL Man-of-the-Year and was a three-time finalist for the Bill Masterton Memorial Trophy (1995, 2001 & 2002). After retiring as a player on Nov. 5, 2002, Dineen spent two seasons working in the Columbus Blue Jackets' hockey operations department.

Kevin and his wife, Annie, are the parents of two daughters, Hannah and Emma and two sons, William and Declan. He is the son of former NHL player & head coach Bill Dineen and a brother of former NHL players Gord and Peter. His other brothers, Shawn and Jerry, were minor league players and currently work in the NHL.

Kevin Dineen's Head Coaching Record

SEASON	TEAM	LEAGUE	W	L	OT	PCT.
2005-06	Portland	AHL	53	19	8	.713
2006-07	Portland	AHL	37	31	12	.538
2007-08	Portland	AHL	45	26	9	.619
2008-09	Portland	AHL	39	31	10	.550
2009-10	Portland	AHL	45	24	11	.631
2010-11	Portland	AHL	47	24	9	.644
2011-12	Florida	NHL	38	26	18	.573
2012-13	Florida	NHL	15	27	6	.375
	NHL Totals		53	53	24	.500
	AHL Totals		266	155	59	.616

CRAIG RAMSAY

Assistant Coach

Craig Ramsay enters his third year as the club's assistant coach after being named to the position on July 7, 2011. He previously worked for the Panthers organization serving as the club's associate coach during the team's first two seasons (1993-95).

Before re-joining the Panthers staff, Ramsay served as head coach of the Atlanta Thrashers for the 2010-11 season. Prior to working in Atlanta, Ramsay served as an assistant coach/associate coach with the Boston Bruins for three seasons (2007-10). Ramsay's coaching resume also includes serving as the associate coach in Tampa Bay (2001-07), where he earned a Stanley Cup title in 2004, as well as a stint as assistant coach in Philadelphia (1998-00). Ramsay was named interim head coach of the Flyers in February 2000, guiding the team to a 16-8-1-0 mark while claiming the Atlantic Division title with 105 points.

Before joining Philadelphia, Ramsay worked as an assistant coach for Ottawa (1996-98) and the Panthers (1993-95). He began his coaching career with the Buffalo organization where he served as an assistant coach during the 1986-87 season and took over as interim head coach late in the year. Prior to leaving the Sabres in 1993, Ramsay also served as the team's Director of Player Personnel and Assistant General Manager.

The Weston, Ont., native was drafted by Buffalo in the second round (19th overall) of the 1971 NHL Entry Draft and spent his entire NHL playing career with the Sabres, appearing in 1,070 games and registering 672 points (252-420-672).

Ramsay and his wife, Susan, are the parents of three sons, Travis, Jad, Brendon, and daughter, Summer.



GORD MURPHY

Assistant Coach

Gord Murphy enters his fourth year as the club's assistant coach after being named to the position on July 6, 2010.

Murphy joined the Panthers coaching staff after spending the previous seven years as an assistant coach with the Columbus Blue Jackets.

A 1988 draft pick of the Philadelphia Flyers, Murphy was selected by Florida in the 1993 expansion draft. He played in 410 games during six seasons with the Panthers, totaling 42 goals with 100 assists and 238 PIM. He was a member of the 1996 Panthers squad that advanced to the Stanley Cup Finals.

During his career in the NHL, the Willowdale, Ont., native played in 862 NHL games for Philadelphia (1988-92), Boston (1991-93, 2001-02), Florida (1993-99) and Atlanta (1999-2001), registering 323 points (85-238-323) and 668 PIM.

Gord and his wife, Nicole, are the parents of two sons, Tyler and Connor and daughter, Lexi.





ROBB TALLAS

Goaltending Coach

Robb Tallas enters his fifth season as the club's goaltending coach.

Throughout his 13-year playing career, Tallas appeared in 99 career National Hockey League games with the Boston Bruins (1995-2000) and Chicago Blackhawks (2000-01).

The Edmonton, Alta., native also serves as a hockey instructor at the Florida Panthers official practice facility, Saveology.com Iceplex and has previously worked with several NHL goalies. Tallas also serves as an instructor at the Panthers goaltending schools, while conducting one-on-one goaltending classes with aspiring goaltenders. Additionally, he is an active member of the Florida Panthers Alumni Association.

Robb and his wife, Luciana, reside in Coral Springs.



CRAIG SLAUNWHITE

Strength & Conditioning Coach

Craig Slaunwhite enters his fifth season as the club's strength and conditioning coach.

Slaunwhite joined the Panthers organization after serving as a personal trainer in Toronto, Ont., for elite athletes of various sports. He has worked extensively with both National Hockey League and American Hockey League players, creating specialized strength and conditioning programs. Additionally, he completed two internships prior to graduating from Canadian Memorial Chiropractic College (CMCC), working at the CMCC school clinic, as well as the Sherbourne Health Center. Slaunwhite also served as the on-field medical trainer and strength and conditioning coach for the Ontario Soccer Association.

Most recently, Slaunwhite completed a Doctorate in Chiropractics from the Canadian Memorial Chiropractic College in June 2009 and also earned a Bachelor of Science in Kinesiology from Dalhousie University in 2003.

Craig and his wife, Allison, reside in Coral Springs.



PAUL VINCENT

Skating & Skills Coach

Paul Vincent enters his second season as the club's Skating & Skills coach. Vincent served in a similar capacity with the team from 2002-2004.

Vincent brings to the organization more than 35 years of experience working with teams in the National Hockey League, the American Hockey League, ECHL, NCAA, as well as preparatory schools. He has also worked in similar capacity with the Chicago Blackhawks, Boston Bruins, Tampa Bay Lightning and New Jersey Devils.

The native of Beverly, MA spent 10 years as the skating and skills coach with Boston College from 1981-1991 and from 1981-1986 served as a consultant for Rensselaer Polytechnic Institute. He has also worked in a consultant role with Harvard University, Northeastern University, Providence, Brown, Dartmouth and the University of Massachusetts.

JASON CIPOLLA

Video Coach

Jason Cipolla enters his first season with the club as the team's Video Coach.

The former San Antonio Rampage and Rochester Americans assistant also brings 12 seasons of playing experience to the job, having appeared in 701 career games between North America and Europe. He won one championship in his career, capturing the 1997 Kelly Cup Championship with the South Carolina Stingrays.

The former Yale University standout spent the majority of his career in the American Hockey League with the St. John's Maple Leafs, Rochester Americans and Manitoba Moose. Cipolla played in 299 AHL games and registered 62 goals and 102 assists. Cipolla, a Toronto, Ontario native, spent the last four seasons of his playing career in Europe (2002-05), which included a stint with Team Canada in the 2003 Swiss Challenge Cup. In 2002-03, Cipolla split his first season with Lukko Rauma of the Finnish Elite League and Iserlohn of the German Elite League (DEL). He spent the entire 2003-04 season with the Iserlohn Roosters before signing with Hannover in 2004-05. Cipolla ended his playing days with the Hannover Scorpions (2004-05 and 2005-06) and recorded 24 goals and 19 assists in 98 games.

Jason and his wife, Kristin, have two daughters, Isabelle and Ava, and a son, Alexander.



MICHAEL DIXON

Manager of Hockey Operations

Michael Dixon enters his seventh season with the organization and first as Manager of Hockey Operations.

His responsibilities include assisting the hockey operations department in a variety of capacities including player contracts, team roster administration and budgeting. He also deals with matters related to Florida's two affiliates, San Antonio and Cincinnati. Dixon spent the previous six years as the team's manager of team services.

Prior to joining the Panthers, Dixon worked in the financial services industry in Canada for three years. A native of Stoney Creek, Ontario in Canada, Dixon graduated in April 2007 with his MBA in Sport Management at Florida Atlantic University. He also holds a Bachelor of Commerce degree from McMaster University, and has a Canadian Investment Manager certification from the Canadian Securities Institute.

Dixon resides in Coral Springs, FL and has a son, Easton.



TOM GRACE

Manager of Team Services

Tom Grace enters his first season with the Panthers as the club's Manager of Team Services.

His responsibilities include traveling with the club and scheduling all team travel such as air and bus transportation, hotels, meals and practice ice. He also is responsible for planning and scheduling the annual rookie camp tournament, training camp, and also assists visiting teams with their travel and practice needs.

Prior to joining the Panthers, Grace worked in the Pittsburgh Penguins organization as the TV and Radio play-by-play broadcaster for the Wilkes-Barre/Scranton Penguins (AHL) for 11 seasons. A native of Belmont, Mass, Grace is a graduate of Boston College with a double major in economics and communications. He also earned a master's degree in journalism from the University of Texas at Austin.

Grace resides in Sunrise, FL.



HOCKEY OPERATIONS



BRIAN SKRUDLAND

Director of Player Development

Brian Skrudland enters his fourth year as the team's Director of Player Development.

Skrudland served as the Panthers' first team captain, appearing in 256 games with the club (1993-97) totaling 32 goals with 67 assists and 401 PIM. He guided the club to the 1996 Eastern Conference Championship and the Stanley Cup Finals. Skrudland was also a finalist for the Selke Trophy in 1994.

Throughout his 16-year NHL playing career, Skrudland played in 881 career NHL contests for Montreal (1985-93), Calgary (1992-93), Florida (1993-97), NY Rangers (1997-98) and Dallas (1997-2000), registering 343 points (124-219-343) and 1,107 PIM. He earned Stanley Cups with the Montreal Canadiens (1986) and Dallas Stars (1999).

The Peace River, Alta., native retired at the age of 36 after helping Dallas reach the 2000 Stanley Cup Finals. After his retirement from playing, Skrudland returned to the Flames organization as an assistant coach for three seasons (2000-03).

Skrudland and his wife, Lana, have one son, Simon, and two daughters, Rudi and Carly.



BRYAN McCABE

Manager of Player Development

Bryan McCabe enters his second season as the club's Manager of Player Development.

The former NHL All-star played in 1,135 NHL contests, with 528 points (145-383-528) and 1,732 PIMs. Over his career the defenseman competed for the New York Islanders (1995-98), Vancouver Canucks (1998-99), Chicago Blackhawks (1999-00), Toronto Maple Leafs (2000-08), Florida Panthers (2008-11) and New York Rangers (2011). McCabe has appeared in 56 playoff games with Toronto (2000-04) and New York Rangers (2011) registering 28 points (10-18-28) and 84 PIMs. As a member of the

Florida Panthers, McCabe served as Captain and skated in his 1,000th NHL game during his tenure with Florida.

McCabe and his wife Roberta have two daughters Stevie and Jocelyn.



STEVE SHIELDS

Goaltending Consultant

Steve Shields enters his first season as the club's goaltending consultant.

Shields spent 10 years in the National Hockey League, appearing in 246 games for Buffalo (1996-1997), San Jose (1998-2001), Anaheim (2001-2002), Boston (2002-2003), Florida (2003-2004) and Atlanta (2005-2006).

The Toronto, Ontario native was drafted by the Buffalo Sabres in the fifth round of the 1991 NHL Entry Draft.

SCOTT LUCE

Director of Scouting

Scott Luce enters his 12th season with the Panthers after joining the club's scouting staff on July 11, 2002. Luce has been responsible for the Panthers drafting notable players, including David Booth, Dmitry Kulikov, Erik Gudbranson and Jonathan Huberdeau.

Prior to joining the Panthers, Luce spent three years in Tampa Bay working as a full-time scout based out of Ontario. Before joining the Lightning, Luce worked for Ottawa during the 1998-99 season as a part-time scout in the Minnesota region. Prior to joining the Senators, the London, Ont., native spent five years as Vice President of Sales for Branches Hockey Sticks. The son of Philadelphia Flyers Director of Player Development Don Luce, Scott graduated from the University of Guelph (Ontario) in 1992 with a degree in history.

Raised in Buffalo, N.Y., Luce played collegiate hockey at Colgate University and junior hockey with the Guelph Platers. Scott and his wife, Ann Marie, are the parents of two sons, Harrison and Griffin. The family resides in St. Thomas, Ont.



ERIN GINNELL

Head Amateur Scout

Erin Ginnell enters his 11th season as an amateur scout for Florida. Prior to working with the Panthers, he spent one year as a scout with the Colorado Avalanche and two seasons as a scout with the Columbus Blue Jackets. The Flin Fon, Man., native served as a player/coach for the Powell River Regals from 1998-2000, where he won two Allen Cups, before joining the Columbus staff.

As a collegiate player, Ginnell became the all-time scoring leader in the Alberta Collegiate Athletic Conference during his three years with Red Deer College, winning a national championship in 1994. He was a fourth-round selection of the Washington Capitals in the 1996 NHL Entry Draft.

Ginnell and his wife, Jay, have one son, Bradley. The family resides in Calgary, Alta.



JASON BUKALA

Assistant Head Amateur Scout

Jason Bukala enters his third season with the Panthers as an amateur scout. Prior to working with Florida, he spent five years scouting for the Nashville Predators as a North American amateur scout.

Prior to his time in Nashville, Bukala was Director of Player Personnel for the Soo Greyhounds of the OHL.

Bukala and his wife, Michelle reside in London, Ont and have two sons, Kian and Kaden.



FRED BANDEL

Amateur Scout

Fred Bandel enters his seventh season as an amateur scout for the Panthers. He re-joined the Panthers scouting staff last season, after spending the previous three seasons on the scouting staff for the Toronto Maple Leafs. He also served as a part-time scout with Florida in 2003-04 and worked for the Montreal Canadiens for nine years.

The Montreal, Que., native holds more than 25 years of coaching experience at the elite and junior level in both Montreal and Minneapolis.

Bandel resides in Minnetonka, Minn.





CRAIG DEMETRICK

Amateur Scout

Craig Demetrick enters his seventh season with the Panthers as an amateur scout. Prior to joining the Panthers, he spent four seasons serving as a scout for the Calgary Flames. Demetrick also worked for NHL Central Scouting Service (1998-2003), as well as serving as a scout for Lethbridge (WHL).

Demetrick resides in Veron, B.C. with his wife, Sherry, and twins, Amy & Adian.



JARI KEKALAINEN

European Scout

Jari Kekalainen enters his 12th season with the Panthers as the club's European scout.

As a player, Kekalainen skated with Kuopio in the Finnish Junior League from 1988-91 before playing one year for Tampere. The Kekalainen family is well respected around the National Hockey League. Kekalainen has two brothers working in the NHL, Jarmo and Janne.

Kekalainen resides in Helsinki, Finland.



PAUL GALLAGHER

Amateur Scout

Paul Gallagher enters his eighth season with the Panthers as an amateur scout. Prior to working with Florida, he spent three years scouting for the St. Louis Blues. Gallagher also spent three years scouting for Powerplay International, as well as three seasons as the advance scout for the Rochester Americans (AHL).

Gallagher and his wife, Carol, make their home in Cole Harbour, N.S., and have two daughters, Jacqueline and Brittany, and one son, Blake.



PETER MAHOVLICH

Professional Scout

Peter Mahovlich enters his fourth season with the Panthers as a professional scout.

Mahovlich, enjoyed a 16-year NHL career which spanned from 1965-81 and includes stints with the Detroit Red Wings, Pittsburgh Penguins, and Montreal Canadiens, with whom he won four Stanley Cup titles. For his career, Mahovlich notched 773 points (288-485-773) in 884 games and played in 88 Stanley Cup playoff games.

Following his retirement as a player, Mahovlich served as a scout for the Edmonton Oilers, Tampa Bay Lightning, and Atlanta Thrashers.

The Timmins, Ont., native is also a member of the Canadian Sports Hall of Fame.

KENT NILSSON

European Scout

Kent Nilsson enters his fourth season with the Panthers as an European scout.

Nilsson, had a professional hockey career that spanned from 1973-1998. During his nine-year NHL career, Nilsson played in 553 games, registering 686 points (264-422-686). A two-time NHL All-Star in 1980 and 1981, Nilsson was also a member of the 1986-87 Edmonton Oilers club that won the Stanley Cup. The husband of LPGA golfer Helen Alfredsson, Nilson was inducted into the International Ice Hockey Federation's (IIHF) Hall of Fame in 1996.

Most recently, Nilsson served as a scout with the Edmonton Oilers.



VADIM PODREZOV

European Scout

Vadim Podrezov enters his 11th season with the Panthers as an European scout. He joined the Panthers in 2000, after retiring from an 18-year hockey career, during which he won a Colonial Cup Championship with Muskegon (UHL) in 1999.

Podrezov and his wife, Natalia, make their home in Odintsovo, Russia and have two children, Daria and Demeed.



AL TUER

Professional Scout

Al Tuer enters his fourth season with the Panthers as a professional scout.

Drafted by the Los Angeles Kings in the ninth round (186th overall) of the 1981 NHL Entry Draft, Tuer played 10 seasons as a pro, registering 2,464 PIM in 630 games.

Following his career as a player, Tuer served as head coach and General Manager of the Moose Jaw Warriors (WHL) before taking an amateur scouting position with the NHL's Central Scouting Bureau. From 2001-2010, Tuer served as an amateur scout with the Calgary Flames.



MIKE YANDLE

Amateur Scout

Mike Yandle enters his eighth season with the Panthers as an amateur scout. Before joining the Panthers, he spent four years as a scout with the Moncton Wildcats (QMJHL). Yandle also served as a coach for the Boston Jr. Bruins (EJHL) for five seasons (2001-06).

Yandle resides in Boston, Mass., and has one daughter, Maggie.





DAVE ZENOBI

Athletic Trainer

Dave Zenobi enters his eighth season with the Florida Panthers, after joining the team in October 2006. Originally the team's assistant athletic trainer, he assumed the head athletic training duties during the 2007-08 season.

Before joining the Panthers, Zenobi spent five years as the head athletic trainer with the San Jose Sharks American Hockey League affiliate, the Cleveland Barons. Prior to the Barons, Zenobi got his start in hockey by spending seven seasons as the head athletic trainer for the Cleveland Lumberjacks of the International Hockey League.

Zenobi graduated in 1990 from Mount Union College in Alliance, Ohio where he played football for the most successful NCAA Division-III football program. He graduated from the University of Massachusetts in 1992 with a Masters degree in Exercise Science. Zenobi began his professional career by spending two years at the Cleveland Clinic working in the Physical Therapy Department.

Zenobi and his wife, Dawn, have two sons, Domenic and Joey.



TOMMY ALVA

Assistant Athletic Trainer

Tommy Alva enters his third season as the Florida Panthers assistant athletic trainer.

Prior to joining the Panthers, Alva spent three seasons as the Atlanta Thrashers head athletic trainer. In this role, he was responsible for the assessment, treatment and rehabilitation of player injuries and assisted with the overall medical and training programs of the organization. Alva served as the head athletic trainer for the Norfolk Admirals of the American Hockey League during the 2007-08 season and spent the previous four years as assistant athletic trainer for the Dallas Stars (2003-07).

Prior to his role with the Stars, he spent one season as the head athletic trainer for the Barcelona Dragons of NFL Europe in 2000 and worked as the head athletic trainer for the Dallas Burn of Major League Soccer for four seasons (1996-2000).

A native of Dallas, Texas, Alva earned his Bachelor's and Master's degrees from Henderson State University in Arkansas. He and his wife, Stephanie, have a son, Kaleb.



STEVE DISCHIAVI

Physical Therapist

Steve Dischiavi enters his ninth season with the Florida Panthers as the team's physical therapist.

Dischiavi earned his Masters of Professional Study in Physical Therapy at the Health Science Center at Syracuse. Dischiavi also received his certification in Manual Physical Therapy from the Ola Grimsby Institute, a Norwegian based philosophy. He also holds a Florida license in athletic training.

Fulfilling his passion to teach, Dischiavi finds time to serve as an adjunct instructor at Nova SouthEastern University in the Physical Therapy program.



MIKE SMITH

Massage Therapist

Mike Smith enters his second season as the team's massage therapist.

Prior to working with the Panthers, he spent 16 years working in both the American Hockey League and International Hockey League for the Cleveland Lumberjacks, Cleveland Barons and Lake Erie Monsters. He has also worked in a similar capacity with the NBA's Cleveland Cavaliers, WNBA's Cleveland Rockers and AFL's Cleveland Gladiators.

Smith graduated from the National Institute of Masso Therapy in 1996 and also holds a Physical Therapy Assistant degree. He spent four years in the United States Army (1982-1986) with the First Infantry Division at Fort Riley Kansas .

Mike and his wife Monica reside in Weston.

CHRIS SCOPPETTO

Equipment Manager

Chris Scoppetto enters his sixth season as the club's head equipment manager.

Prior to joining the Panthers, Scoppetto spent three seasons with the Detroit Red Wings serving as the team's assistant equipment manager, earning a Stanley Cup ring with the Wings in 2008. The Hamden, Conn., native also spent six seasons on the equipment staff of the Nashville Predators and two seasons with the Phoenix Coyotes.



Scoppetto attended Arizona State University and graduated with a degree in exercise science.

He and his wife, Trekka have one son, Brekken.

CHRIS MOODY

Assistant Equipment Manager

Chris Moody enters his ninth season as the club's equipment manager.

He began his career with the Colorado Avalanche in 1997, serving as the Avalanche's assistant equipment manager for three years. Moody joined the Nashville Predators in 1999 where he spent four seasons working in a similar role. Moody has been a member of the Athletic Equipment Managers Association (AEMA) since 2003.



For the last two years, Moody has played an important role in organizing and participating in 24 hours of hockey, a charitable event that benefits the Children's Hospital in Denver, Colo. For more information on the event, visit www.24hoursofhockey.com.

Moody is originally from Winnipeg, Man., but moved to Denver, where he spends time during the offseason.

Moody and his wife, Dana have one son, Mason.

JASON MACDONALD

Equipment Assistant

Jason MacDonald enters his fifth season as the club's assistant equipment manager.

MacDonald joined the Panthers after spending three seasons as the head equipment manager of the ECHL's Florida Everblades. Prior to his three seasons spent in Southwest Florida, MacDonald worked in the Central Hockey League with the Fort Worth Brahmas during the 2005-06 campaign.



From 2001-05, Jason worked as an assistant equipment manager for the Chicago Wolves of the American Hockey League.



MEDICAL+

JOHN URIBE, M.D. – MEDICAL DIRECTOR

Orthopaedic Surgeon – UHZ Sports Medicine Institute



John Uribe, M.D., is a Board-certified orthopedic surgeon at Doctors Hospital with subspecialty Board certification in sports medicine, specializing in arthroscopic surgery and minimally invasive surgical procedures for degenerative conditions of the knee, shoulder and elbow. Dr. Uribe is the team physician for the Florida Panthers hockey team and the Miami Dolphins football team. He was recently appointed chairman of the Department of Orthopedics for Florida International University's Herbert Wertheim College of Medicine and is a founding member of the UHZ Sports Medicine Institute. Prior to this, Dr. Uribe was a lieutenant colonel in the U.S. Army and served as chief of orthopedics at Tripler Army Medical Center in Honolulu. He received his medical degree from the University of North Carolina at Chapel Hill, and completed his residency in orthopedic surgery at the University of Miami and subsequently a Sports Medicine fellowship at the Hughston Clinic. Dr. Uribe's research interests include minimally invasive resurfacing techniques of the knee and shoulder, as well as ligament and tendon restoration. A member of multiple professional organizations and societies, he is well-published and lectures extensively in the U.S. and abroad.



JOHN E. ZVIJAC, M.D.

Orthopaedic Surgeon – UHZ Sports Medicine Institute

John Zvijac, M.D., is a fellowship-trained, Board-certified orthopedic surgeon at Doctors Hospital with subspecialty Board certification in sports medicine. Since 1998, Dr. Zvijac has been the head team orthopedic surgeon for the Tampa Bay Buccaneers. He is also a team physician for the Florida Panthers and Florida International University. As medical director for the Miami-Dade County Public Schools high school athletics program, he oversees and provides medical care for all high school sports programs. Dr. Zvijac specializes in sports medicine and surgery of the shoulder, elbow and knee. He is a founding partner of UHZ Sports Medicine Institute and has been chief of surgery as well as chief of staff at Doctors Hospital. Dr. Zvijac is an adjunct professor in the Department of Orthopedic Surgery and the Department of Exercise and Sports Sciences at Florida International University's Herbert Wertheim College of Medicine. He is the author of many articles and book chapters and has presented on a variety of sports medicine topics worldwide. Dr. Zvijac received his medical degree from the State University of New York at Buffalo. He completed a residency at the University of Miami/Jackson Memorial Hospital and a sports medicine fellowship at the American Sports Medicine Institute.



KEITH S. HECHTMAN, M.D.

Orthopaedic Surgeon – UHZ Sports Medicine Institute

Keith Hechtman, M.D., is a Board-certified orthopedic surgeon at Doctors Hospital with subspecialty Board certification in sports medicine, specializing in arthroscopy of the shoulder, elbow, knee and ankle. Dr. Hechtman is the head team physician for Florida International University athletics, and assistant team physician for the Florida Panthers hockey team. Over 20 years ago, he helped establish the relationship between Miami-Dade County Public Schools and Doctors Hospital to improve the healthcare of student athletes.

He was also a physician for the 1996 Olympic Games in Atlanta. Dr. Hechtman serves as a clinical instructor for physician assistants and athletic trainers at Barry University, Miami Dade College and Nova Southeastern University. He is a professor in the Department of Orthopedics at Florida International University's Herbert Wertheim College of Medicine. He is also a founding partner of UHZ Sports Medicine Institute. During his service as an orthopedic surgeon in the U.S. military's Operation Desert Storm, he was awarded multiple commendation medals. Dr. Hechtman is well-published and has delivered numerous presentations about orthopedic injuries.



GAUTAM P. YAGNIK, M.D.

Orthopedic Surgeon - UHZ Sports Medicine Institute

Gautam Yagnik, M.D., is a Board-certified, fellowship-trained orthopedic surgeon specializing in sports medicine and arthroscopic surgery of the shoulder, elbow and knee. He is a team physician for the Florida Panthers hockey team and the Miami Dolphins football team. He is also medical director for the Escape to Miami, 13.1 Miami Beach and 13.1 Fort Lauderdale marathons. He has served as assistant team physician for the University of Miami and Florida International University football teams, and has provided orthopedic coverage for the BCS National Championship Game, Discover Orange Bowl, Sony Open and NCAA Men's Basketball Tournament.

Dr. Yagnik earned his undergraduate degree at Duke University, graduating magna cum laude and Phi Beta Kappa. He attended medical school at the University of Pittsburgh, where he graduated at the top of his class and was elected to the Alpha Omega Alpha Honor Medical Society. During medical school he performed surgical research that yielded two prestigious grants from the Howard Hughes Medical Institute. Dr. Yagnik completed his residency in orthopedic surgery at the University of Pennsylvania. There he was elected administrative chief resident and was given the Willard Award for the most outstanding resident. He completed his sports medicine fellowship at UHZ Sports Medicine Institute.



HOWARD BUSH, M.D., F.A.C.C.

Internist

Howard Bush has worked with the Florida Panthers since their inception in 1993 where he attended the first training camp under the direction of Coach Roger Neilson. He is an interventional cardiologist and Associate Chief of staff at Cleveland Clinic Florida. Cleveland Clinic in Florida is a multi-specialty, academic medical center that integrates clinical and hospital care with research and education. Cleveland Clinic in Florida has over 150 physicians with expertise in 35 specialties. Dr. Bush has been with the group since 1992 and his clinical interests include invasive and interventional cardiology, risk factor management, and coronary artery disease.

Dr. Bush is Board Certified in Cardiovascular Diseases, Internal Medicine, and Interventional Cardiology. He and his wife Eva, D.D.S., have three children Aaron, Leah, and Elana.



DAVID N. WESTERDAHL, M.D.

Internist

David N. Westerdahl, MD, has been a Staff Physician for the Department of Orthopedics at Cleveland Clinic Florida since 2004. He is the Director of Medical Sports Medicine at Cleveland Clinic Florida. Dr Westerdahl completed his Doctor of Medicine Degree at Loma Linda University in 2000. After finishing his residency in Family Medicine at Florida Hospital in Orlando, he served a Primary Care Sports Medicine fellowship in the Department of Orthopedic Surgery at Cleveland Clinic's main campus in Cleveland, Ohio.

With a background in primary care and sports medicine, Dr. Westerdahl manages a wide range of non-operative orthopedic and sports medicine injuries. He is the Director of Sports Medicine for the USTA Player Development Center in Boca Raton, Florida. He served as the Director for Sports Medicine at Florida Atlantic University. His specialty interests include sports injuries, medical orthopedics, exercise related medical conditions, musculoskeletal ultrasound, and concussions. In his spare time, Dr Westerdahl enjoys spending time with his family and participating in multisport events.



MARTIN ROBINS, D.D.S.

Dentist

Martin Robins, D.D.S., has been the official team dentist of the Panthers since the teams inception in 1993. He has operated a private dental practice in Coral Springs for more than 20 years, and recently opened "Robins Dental Associates" in Boca Raton. While practicing all phases of dentistry, Dr. Robins specializes in cosmetic and reconstructive dentistry, utilizing the latest in laser, implant, and digital technology. A graduate of the N.Y.U. School of Dentistry, Dr. Robins earned his undergraduate degree at Union College in Schenectady, NY. After earning his degree in dentistry, he went on to complete a General Practice Dental Residency at Booth Memorial Medical Center in New York. He is a charter member and past president of the NHL Team Dentist Association. For further information, visit robinsdental.com or call 561-482-7200.



NICHOLAS RUGGIERO, D.C.

Chiropractor

Nicholas Ruggiero, D.C., enters his ninth season as the Panthers' official chiropractor. He began his education at the University of Miami and completed his B.S. in human biology and doctorate in chiropractic medicine at Cleveland Chiropractic College in Los Angeles in 1988, graduating Magna Cum Laude. In 1989, he was certified in physical therapy by the National Board of Chiropractic Examiners. Dr. Ruggiero received certification in manipulation under anesthesia in 1992 and he is also certified in Active Release Technique in full spine and upper extremity and lower extremity. For more information visit drnicholasruggiero.com



CORY LESSNER, M.D.

Laser Vision Specialist – Millennium Laser Eye Centers

With over 25,000 successful corneal refractive procedures to his credit, Dr. Lessner, a board-certified ophthalmologist, is considered to be one of the most skilled surgeons in his discipline; His practice has been exclusive to laser correction surgery and LASIK for the past 20 years. Dr. Lessner prides himself on staying ahead of the curve on the newest techniques and latest equipment available in the industry. He has also pioneered novel surgical refinement techniques for the improvement of the LASIK Procedure and has shared them with other physicians throughout the world.

Dr. Lessner is the Medical Director and CEO of Millennium Laser Eye Centers and the President of SightTrust Eye Institute, both located in Sunrise, Florida. Certified by the American Board of Ophthalmology, Dr. Lessner's goal is to provide an unmatched level of professionalism, medical care and service to every patient he sees. He is also the official LASIK provider to the Marlins, Dolphins, and Heat.



ILIYA BEYLIN, D.P.M., F.A.C.F.A.S.

Podiatrist

Dr. Iliya Beylin received his undergraduate education from the University of Miami. He graduated in 1995 with a major in psychology and minors in chemistry and mathematics. He started his medical education at New York College of Podiatric Medicine and then transferred to Barry University School of Graduate Medical Sciences. Because of academic achievements he was on President's roll and Academic Dean's list multiple times. Dr. Beylin graduated with honors in 1999.

From 1999 to 2002 Dr. Beylin received his post-graduate training from Cooper Hospital/UMC in Camden, NJ. During the 3 years of surgical residency he had extensive hands-on experience with trauma of the lower extremity, sports medicine, reconstructive surgery and diabetic limb salvage.

Dr. Beylin is board certified in foot and ankle surgery since 2006. He is board certified in foot and reconstructive rearfoot and ankle surgery by the American Board of Podiatric Surgery. Dr. Beylin is a Fellow of American College of Foot and Ankle Surgeons. He specializes in sports medicine, trauma of the lower extremity, ankle replacement, reconstructive surgery, revisional surgery, surgical and non surgical treatments of many conditions of the foot and ankle in children and adults.

Dr. Beylin constantly attends conferences, workshops and lectures around the country in order to learn the latest treatment techniques. His postgraduate training list is extensive. It includes such surgical treatment methods as ankle arthroscopy, application of external fixation in trauma and reconstructive surgery, ankle replacement and laser treatment.

Dr. Beylin has two sons, ages 8 and 10. His hobbies include sports, music and reading.



GREGORY ALBERT, M.D.

Plastic Surgeon

Dr. Gregory Albert has been the official Plastic Surgeon of the Florida Panthers for eight consecutive seasons. Behind the scenes, Dr. Albert works hard to get your Florida Panthers back out on the ice. His impeccable credentials, both academic as well as surgical, have allowed him to become one of South Florida's leading Board-certified plastic surgeons.

Dr. Albert is well known for treating unwanted breast tissue in men, a condition called Gynecomastia. His cutting edge minimal incision armlift procedure has been featured on ABC, CBS, and NBC News. Dr. Albert's practice is also distinguished by its advanced use of the Active F/X fractional laser which takes years off your face. His perfecting of laser technologies, as well as his reputation for his midface cheek lifts has garnered the interest of major media outlets. Dr. Albert is located at 6290 Linton Blvd., Suite 203 Delray Beach 561-495-2700.



FRANK CONIDI D.O., M.S.

Neurologist

Dr. Conidi is a graduate of Boston University, Boston University School of Medicine and Nova/Southeastern University College of Medicine. He completed his internship at Tuft's University's St. Elizabeth's Medical Center, his residency at Boston University School of Medicine's Boston City and University Hospitals, and received additional training in headache through the Harvard affiliated Massachusetts General and Brigham and Women's Hospitals.

He is currently the Director of the Florida Center for Headache and Sports Neurology, which specializes in the treatment of Sports Concussion, Headache and Sports Related neurological disorders. He joined the Panthers in 2008 and has served as a consulting neurologist for the, USTA, NY Mets and St. Lucie Cardinals (major and minor league teams). Dr. Conidi holds an academic appointment as Assistant Clinical Professor of Neurology at Florida State University School of Medicine. He is a member of the American Academy of Neurology Sports Neurology Executive Committee and Concussion committee, and is a co-author of the American Academy of Neurology Concussion Guidelines. Dr. Conidi is also a consult for the FDA's Diagnostic and Radiological Device Division and is Chairman of The Seeing Stars Foundation, a charity dedicated to research and education on sports related concussion and sports related neurological injury. He can be reached at 1-877-648-4762 or visit him on the web at fxneuro.org.



BROWARD HEALTH Medical Team Partner

The Official Trauma and Emergency Care Providers

Broward Health, providing service for more than 50 years, is a nationally recognized system offering world class health care services to our neighbors in South Florida. One of the 10 largest public health systems in the nation, Broward Health includes Broward General Medical Center, North Broward Medical Center, Imperial Point Medical Center, Coral Springs Medical Center, Chris Evert Children's Hospital, Broward Health Weston and more than 30 facilities of the Community Health Services and Broward Health Physician Group. For more information visit www.browardhealth.org.



DOCTORS HOSPITAL Sports Medicine Provider

Doctors Hospital has provided high-quality medical care since 1949. Based in Coral Gables, the hospital is recognized for its services in neurosurgery, orthopedics, sports medicine, general surgery and minimally invasive surgery. Its nationally recognized sports medicine program serves the Miami Heat, Miami Dolphins, Florida Panthers, Florida International University athletics, Discover Orange Bowl, Miami-Dade County Public Schools athletics, Sony Open Tennis, World Golf Championship – Cadillac Championship, and Miami Marathon & Half Marathon. Doctors Hospital developed the first Gamma Knife program in the state of Florida in 1993 and has been a leader in neurological patient care serving patients from the United States and abroad.



SELECT PHYSICAL THERAPY Rehabilitation Specialists

Select Physical Therapy is a leading provider of physical and occupational therapy services. The organization consists of talented employees-both clinical and non-clinical- who have a strong reputation for clinical quality, effective outcomes and positive customer service. Their main goal is to be the provider of choice in the communities we serve through excellence in patient care. Select Physical Therapy is owned and operated by Select Medical. For more information, visit www.selectphysicaltherapy.com or call 800-770-6682.

MEDICAL TEAM



JUSTIN COPERTINO

Director, Communications

Justin Copertino enters his 11th season with Sunrise Sports & Entertainment after joining the organization on September 2, 2003. His responsibilities include serving as the primary liaison for the Florida Panthers and the local South Florida media, while also directing media relations activities at home and on the road and providing daily hockey information. He also assists the hockey operations with various projects and initiatives.

Prior to joining the Panthers, he spent one year as the media relations manager with the San Antonio Rampage (AHL). Before working in San Antonio, Copertino spent two years with DP Fox Sports and Entertainment as the media relations coordinator for the Grand Rapids Griffins (AHL) and Grand Rapids Rampage (AFL).

A native of New Hyde Park, N.Y., Copertino graduated from Clemson University in May of 2000 with a Bachelor's degree in speech and communications.



GLENN ODEBRALSKI

Senior Manager, Communications & Digital Media

Glenn Odebralski enters his seventh season with Sunrise Sports & Entertainment after joining the organization in July 2007. His responsibilities include overseeing the Florida Panthers and BB&T Center websites, updating those sites with new written, video, photo, and other content. He is also a producer for Panthersvision, as well as helping direct media relations activities at home and on the road and providing daily hockey information.

Prior to joining SSE, Odebralski worked in the website departments for the Buffalo Bills, Buffalo Sabres, and Buffalo Bandits. He has also spent time working for the Batavia Muckdogs.

A native of Corfu, N.Y., Odebralski graduated from the State University of New York at Cortland with Bachelor's Degrees in sport management and business economics.



ADELYN BIEDENBACH

Coordinator, Communications & Digital Media

Adelyn Biedenbach enters her first season with Sunrise Sports & Entertainment after joining the organization in September 2013. Her responsibilities include creating digital content as well as executing social media strategy.

Prior to joining the Panthers, Adelyn obtained her masters degree at the S.I. Newhouse School of Public Communications at Syracuse University and worked as a student teaching assistant and the HootSuite social campus ambassador there.

A native of Pittsburgh, PA, She also spent time interning the New Media Department of the Pittsburgh Penguins and graduated from Point Park University in 2012 with a B.A. In Journalism.



STEVE GOLDSTEIN

Television Play-by-Play

Steve Goldstein enters his seventh season as the team's play-by-play voice on FOX Sports Florida.

Goldstein also works as a radio host on WQAM and has worked for Westwood One radio as the play-by-play for USA Olympic hockey at 2010 Vancouver Olympic Games. Prior to being named as the team's TV voice, he spent two years calling games as the club's radio play-by-play broadcaster. His resume also includes nine seasons as the host of the Panthers' pre- and post-game shows. In addition, he currently serves as the in-arena studio host providing intermission updates to the BB&T Center crowd.

Goldstein has been a familiar voice on the South Florida radio airwaves since 1994. Some of his duties have included morning drive host on WQAM, radio host on Sports Talk 790 The Ticket, as well as the Miami Dolphins and Hurricanes pre and post game show host on WQAM.

The Brooklyn, N.Y., native worked at CBS Radio and Television Network from 1991-94. He also served as the hockey radio host at the 1998 Olympics in Nagano, Japan and producer at the 1994 Lillehammer Olympic Games in Norway. Goldstein also served as a reporter for WFAN radio and ESPN radio in New York, as well as co-hosting the "Pete Rose Show" in 1995 and 1996.

A graduate of Syracuse University in 1991, Goldstein holds a degree in broadcast journalism. He and his wife, Dana, reside in Weston with their two sons, Jake and Kyle.



BILL LINDSAY

Television Analyst

Bill Lindsay enters his fifth season as the team's television analyst on FOX Sports Florida, after spending the last two years serving as the club's radio color commentator.

Lindsay, a 14-year NHL veteran and member of the 1996 Panthers Eastern Conference Championship team, played in more than 750 NHL contests for six different clubs scoring 83 goals with 141 assists. He appeared in 506 games with the Panthers (1993-99, 2001-02) recording 165 points (67-98-165).

Lindsay is best known for his spectacular Game 5 goal in the Eastern Conference Quarterfinals versus Boston that broke a 3-3 tie and gave the Panthers their first playoff series victory. The Big Fork, Mont. native completed his NHL career with Atlanta in 2004, before spending his final last two seasons playing for the Cologne Sharks in the German League.

Lindsay and his wife, Kari, reside in Boca Raton.



RANDY MOLLER

Radio Play-By-Play

Vice President, Broadcasting & Panthers Alumni

Former Panthers defenseman Randy Moller enters his seventh season as the team's radio play-by-play broadcaster. Moller was voted as South Florida's best sports radio play-by-play broadcaster in an online poll conducted by the Miami Herald in 2010, due to his insightful and entertaining broadcasts.

Moller has been a member of the Cats' broadcast team for the last 16 years, serving in a variety of capacities, including as the club's radio analyst and television host, providing Panthers fans with enthusiastic and colorful broadcasts.

In addition to his on-air duties, Moller has been part of the team's front office staff since 2002, where he currently serves as the club's Vice President of Broadcasting & Panthers Alumni.

A native of Red Deer, Alta, Moller, played 13 seasons in the NHL with Florida, Quebec, the New York Rangers and Buffalo recording 45 goals, 180 assists and 1,692 penalty minutes in 815 games. Moller also serves as president of the Panthers Alumni Association.

He and his wife, Cathy, live in Boca Raton with their sons, Jonathan and Logan, and their daughter McKenna.




HOCKEY OPERATIONS





THE PLAYERS



ALEKSANDER BARKOV 16

(al-ehx-AN-duhr bar-KAWV)

CENTER • Shoots Left • 6-3, 209 • Born 9/2/95 in Tampere, FIN

DRAFTED: 2013 - 1st Round (2nd overall) by Florida

HOW ACQUIRED: Florida's first selection (2nd overall) in the 2013 NHL Entry Draft.

MILESTONES

First NHL Game: N/A
 First NHL Goal: N/A
 First NHL Assist/Point: N/A
 Most Goals, Game: N/A

Most Assists, Game: N/A
 Most Points, Game: N/A
 Most Penalty Minutes, Game: N/A

Barkov vs. NHL:

Team	GP	G	A	PTS	PIM
Anaheim					
Boston					
Buffalo					
Calgary					
Carolina					
Chicago					
Colorado					
Columbus					
Dallas					
Detroit					
Edmonton					
Florida					
Los Angeles					
Minnesota					
Montreal					
Nashville					
New Jersey					
NY Islanders					
NY Rangers					
Ottawa					
Philadelphia					
Phoenix					
Pittsburgh					
San Jose					
St. Louis					
Tampa Bay					
Toronto					
Vancouver					
Washington					
Winnipeg					

NHL TOTALS.....

CAREER:

2012-13: Completed second season in SM-liiga, second with Tappara Tampere, finishing as the second-leading scorer on squad...Finished the season playing 53 games with 48 points (21-27-48) with a plus-18 rating and eight PIMs...Helped Tappara finish in second place and reach the SM-Liiga playoff finals...Played in five Playoff games for Tappara...Recorded five points (0-5-5) with a plus-three rating and two PIMs...Suffered a season-ending shoulder injury early in Game 5 of the quarterfinal against HIFK.

2011-12: Completed first season in SM-Liiga, first with Tappara Tampere at just 16-years-old...Played in 32 games, registering 16 points (7-9-16) with a plus-18 rating and eight PIM...Barkov averaged 13:32 minutes of ice time. **2010-11:** Played in 25 games for Tappara's U-20 team as a 15-year-old and represented Finland in international competition at the U-17 and U-16 levels...Scored five goals and 12 assists with six penalty minutes in the U-20 SM-Liiga...Scored 10 goals with eight assists in 13 games for Tappara's U-18 team. Led Tappara to the U-16 playoff finals, scoring seven goals with 17 assists in 10 games...Helped Tappara capture a silver medal in the Jr. C SM sarja league.

INTERNATIONAL:

2012-2013: Skated for Finland at 2013 U-20 World Junior Championship, playing in six games, scoring three goals with four assists and was plus-two with six penalty minutes.



SEASON	TEAM	LEAGUE	GP	G	A	PTS	+/-	PIM	PPG	SHG	GWG	GP	G	A	PTS	PIM
2011-12	Tappara	SM-Liiga	32	7	9	16	-	4	-	-	-	-	-	-	-	-
	Tappar Jr	SM-Liiga	5	2	3	5	-	2	-	-	-	-	-	-	-	-
2012-13	Tappara	SM-Liiga	53	21	27	48	-	8	-	-	-	5	-	5	5	2



SEAN BERGENHEIM

20

(SHAWN BUHR-gehn-highm)

LEFT WING • Shoots Left • 5-11, 200 • Born 2/8/84 in Helsinki, Finland

DRAFTED: 2002 - 1st Round (22nd overall) by the New York Islanders

HOW ACQUIRED: Signed as an unrestricted free agent on July 1, 2011.

MILESTONES

First NHL Game: 10/9/03 at Washington
First NHL Goal/Point: 10/25/03 vs. Pittsburgh
First NHL Assist: 11/8/03 vs. Atlanta
Most Goals, Game: 3, 3/7/09 vs. New Jersey

Most Assists, Game: 2 (4 times), MR: 2/26/12 vs. Montreal
Most Points, Game: 3 (4 times), MR: 2/26/12 vs. Montreal
Most Penalty Minutes, Game: 15, 10/13/08 vs. Buffalo

BERGENHEIM vs. NHL:

Team	GP	G	A	PTS	PIM
Anaheim	5	0	1	1	0
Boston	16	0	3	3	16
Buffalo	18	5	2	7	29
Calgary	6	2	0	2	0
Carolina	24	5	1	6	14
Chicago	4	0	0	0	0
Colorado	3	1	0	1	0
Columbus	4	1	0	1	0
Dallas	5	1	1	2	10
Detroit	4	0	1	1	4
Edmonton	5	0	0	0	2
Florida	17	3	0	3	12
Los Angeles	7	2	0	2	12
Minnesota	7	3	0	3	2
Montreal	19	3	5	8	6
Nashville	6	1	0	1	8
New Jersey	27	9	6	15	12
NY Islanders	7	1	1	2	10
NY Rangers	22	2	4	6	21
Ottawa	16	4	2	6	15
Philadelphia	31	4	6	10	30
Phoenix	5	1	2	3	2
Pittsburgh	31	4	5	9	22
San Jose	5	0	1	1	6
St. Louis	5	1	0	1	2
Tampa Bay	16	2	2	4	12
Toronto	21	5	4	9	12
Vancouver	5	0	0	0	6
Washington	25	5	7	12	10
Winnipeg	22	5	7	13	24

NHL TOTALS .388...71...61.132...299

CAREER:

2012-2013: Did not play due to injury

2011-12: Completed his seventh NHL season, first with Florida...Set a career high with 17 goals...Recorded goal Mar. 20 at PHI...Set career-high (16) goals on second goal Mar. 13 vs. TOR... Matched career high with season-high three points (1-2-3) Feb. 26 vs. MTL...Goal on season-high seven shots Feb. 23 vs. MIN...Had a goal. Feb 15 vs. OTT...Registered a goal Feb. 11 at NJD...Picked up goal Feb. 9 vs. LAK...Had two points (1-1-2) Feb. 4 at TBL...First GWG with Florida Feb. 3 vs. WPG...Missed 12 games (lower body) 12/20-1/18...Had two goals Dec. 16 vs. CGY...Season-high seven shots and goal Dec. 1 at LAK...Had goal Nov. 8 at TOR...Notched four shots in return to action Nov. 3 vs. CHI...Missed seven games with a lower-body injury 10/18-10/31...Scored first goal as a Panther, Florida's first shorthanded goal of season Oct. 17 at TBL...Registered four shots on goal and four hits in first game with Florida Oct. 8 at NYI. Played in all seven playoff games...Led the team with six points in the post season (3-3-6) in the seven-game series...Scored 10th career playoff goal in Game One on Apr. 13 vs. NJD... set career-high with seven hits in Game One. **2010-11:** Completed his sixth NHL season, first with Tampa Bay, appearing in a career-high 80 contests...Was eighth on the team with 14 goals and 10th with 29 points...Ranked fifth on the team with 182 SOG...Recorded his first multi-goal game of the season Feb. 8 vs. BUF, his first since 3/7/09 vs. NJD...Scored the GWG on Dec. 4 vs. COL...Appeared in his first NHL postseason...Was third among all NHL postseason skaters with nine goals...Was third on the team in the postseason with 46 SOG...Had goals in eight of his last 13 games...Was second on the team with one GWG...Had four points (3-1-4) in the ECQF, including his first career postseason goal...Had four points (4-0-4) in the ECSF. **2009-10:** Completed his fifth NHL season, fifth with the Islanders...Reached double digits in goals and points for the third straight season...Led the Islanders in SHG with two and tied for eighth on the team with 133 SOG...Ranked ninth on the team with 10 goals and was 10th on the Islanders with 23 points...Ranked fourth on the team with +1 rating...Tied for fifth on the team with 45 PIM...Recorded a pair of three-game point streaks... Also tied a career single-game high for most points in a game with three (1-2-3) on Apr. 6 vs. MTL...Notched a goal in three consecutive contests (4/1-6), tying career-high three-game goal streak...Registered a career-high five-game point streak from (3/27-4/6, 4-4-8)... Tied his career-high two-game assist streak on three separate occasions. **2008-2009:** Completed his fourth NHL season, fourth with New York...Led the Islanders in GWG with five and SHG with four...Established new career highs in goals (15), points (24), GWG and SHG... Recorded first NHL hat trick on Mar. 7 vs. NJD (Brodeur)... Recorded first career multi-goal game with two tallies on Feb. 28 vs. BUF... Tied career high with two assists on Feb. 16 vs. PIT. **2007-08:** Completed his third NHL season, third with the NY Islanders...Appeared in a career-high 78 games, registering 10 goals and 12 assists for 22 points...eight of his 10 goals came during the final 34 games of the season...Played in his 100th career NHL game on Feb. 14 at TOR...Ranked second on the team in hits with 138...Missed three games with a shoulder injury and one as a healthy scratch. **2006-07:** Split time between Yaroslavl

of the Russian Super League and Frolunda of the Swedish Elite League...Played in only 36 of Frolunda's 55 games, but ranked sixth on the team in goals with 16, fifth in assists with 17 and sixth in points with 33...Ranked second on Frolunda with a +9 rating, while tallying four PPG and two GWG. **2005-06:** Completed his second NHL season, second with New York...Split time between the Islanders and the Bridgeport Sound Tigers of the AHL...Compiled a three-game goal scoring streak from (3/21-3/25)... Tallied a NHL career-high three points (1-2-3) including the GWG on Mar. 13 vs. NJD...Played in 55 games with Bridgeport, leading the team in goals with 25 and PIM with 112...Finished fifth on the Sound Tigers in points with 47 and fourth with +4 rating...Appeared in all seven first-round games for the Sound Tigers versus the Wilkes-Barre/Scranton Penguins and recorded two assists. **2004-05:** Spent his first full season in North America playing for the Sound Tigers during the NHL lockout...Finished tied for third on the Sound Tigers in goals with 15 and was sixth in points with 29...Selected to play on PlanetUSA at the 2005 AHL All-Star Classic. **2003-04:** Completed his first NHL Season, first with the NY Islanders...Split season between the Islanders, Bridgeport and Jokerit Helsinki of the Finnish Elite League... Reassigned to the Sound Tigers on Apr. 14 for the AHL playoffs... Reassigned to Jokerit Helsinki on Jan. 4 following the completion of the World Junior Championships... Recorded first NHL assist on a Shawn Bates goal on Nov. 8 vs. ATL... Scored first career NHL goal, a shorthanded tally, on Oct. 25 vs. PIT (Caron)... Started season with the Islanders and made his NHL debut on Oct. 9 at WSH, recording one shot while logging 10:03 in ice time... Played seven games for the Sound Tigers in the playoffs, scoring 2 goals, 3 assists and 5 points

INTERNATIONAL: 2006-07: Helped lead Finland to the finals of the World Championship and scored a goal and three points in nine games. **2002-03:** Represented Finland at the World Junior Championship and scored seven points (2-5-7) in 6 games with a +1 rating and six penalty minutes. **2001-02:** Played in the World Junior Championship and the World Under-18 Championship...Also played in the World Under-19 Championship.



SEASON	TEAM	LEAGUE	GP	G	A	PTS	+/-	PIM	PPG	SHG	GWG	GP	G	A	PTS	PIM
2000-01	Jokerit	Fin-Jr.	18	6	4	10	-	26	-	-	-	2	0	0	0	4
2001-02	Jokerit	Fin-Jr.	23	11	19	30	-	36	-	-	-	1	0	0	0	2
	Jokerit	Finland	28	2	2	4	-	4	-	-	-	-	-	-	-	-
2002-03	Jokerit	Fin-Jr.	2	3	0	3	-	2	-	-	-	-	-	-	-	-
	Jokerit	Finland	38	3	3	6	-	4	-	-	-	-	-	-	-	-
2003-04	NY Islanders	NHL	18	1	1	2	-4	4	0	1	0	-	-	-	-	-
	Jokerit	Finland	20	2	2	4	-	18	-	-	-	3	1	1	2	0
2004-05	Bridgeport Sound	AHL	61	15	14	29	1	69	5	1	3	-	-	-	-	-
2005-06	NY Islanders	NHL	28	4	5	9	-11	20	0	0	1	7	0	2	2	24
	Bridgeport Sound	AHL	55	25	22	47	4	112	7	4	3	-	-	-	-	-
2006-07	Frolunda	Sweden	36	16	17	33	-	80	-	-	-	-	-	-	-	-
2007-08	NY Islanders	NHL	78	10	12	22	-3	62	1	0	1	-	-	-	-	-
2008-09	NY Islanders	NHL	59	15	9	24	-2	64	0	4	5	-	-	-	-	-
2009-10	NY Islanders	NHL	63	10	13	23	1	45	0	2	0	16	9	2	11	8
2010-11	Tampa Bay	NHL	80	14	15	29	0	56	2	0	1	7	3	3	6	4
2011-12	Florida	NHL	62	17	6	23	-5	48	5	1	2	23	12	5	17	12
	NHL TOTALS		388	71	61	132	-24	299	8	8	10					



BOBBY BUTLER

(BAW-bee BUHT-luhr)

26

Right Wing • Shoots Right • 6-0, 189 • Born 4/26/87 in Marlborough, MA

DRAFTED: Undrafted

HOW ACQUIRED: Signed as an unrestricted free agent on June 24, 2013.

MILESTONES

First NHL Game: 4/1/10 at Ottawa

First NHL Assist/Point: 2/12/11 at Edmonton

First NHL Goal: 2/12/11 at Edmonton

Most Goals, Game: 2 (2 times), MR: 11/15/11 at CGY

Most Assists, Game: 2 (4 times) MR: 3/23/13 at NSH

Most Points, Game: 3, 4/7/11 at Ottawa

Most Penalty Minutes, Game: 4, 3/11/11 at Tampa Bay

BUTLER vs. NHL:

Team	GP	G	A	PTS	PIM
Anaheim	1	0	0	0	0
Boston	8	2	1	3	0
Buffalo	7	0	0	0	0
Calgary	6	2	2	4	2
Carolina	5	0	2	2	0
Chicago	4	1	1	2	0
Colorado	1	0	0	0	0
Columbus	2	0	2	2	0
Dallas	3	1	0	1	2
Detroit	3	0	0	0	2
Edmonton	6	1	4	5	0
Florida	6	4	1	5	2
Los Angeles	1	0	0	0	2
Minnesota	1	0	0	0	2
Montreal	7	1	2	3	2
Nashville	1	0	2	2	0
New Jersey	6	0	0	0	0
NY Islanders	7	1	2	3	0
NY Rangers	7	0	2	2	0
Ottawa	1	0	0	0	0
Philadelphia	6	2	2	4	0
Phoenix	2	0	0	0	0
Pittsburgh	6	2	1	3	0
San Jose	1	0	0	0	0
St. Louis	1	0	0	0	0
Tampa Bay	7	1	2	3	8
Toronto	6	0	1	1	0
Vancouver	4	1	0	1	2
Washington	6	0	1	1	0
Winnipeg	6	1	0	1	2

NHL TOTALS: 128 ... 20 ... 28 ... 48 ... 26

CAREER:

2012-13: Completed his fourth NHL season, first with Nashville...Played in 14 games with New Jersey recording two points (1-1-2)...Claimed off waivers from New Jersey by Nashville on Mar. 4...Appeared in 20 games with Nashville recording nine points (3-6-9) and four PIM...Played in 37 games with Albany (AHL) scoring 16 goals with 11 assists.

2011-12: Completed his third NHL season, third with Ottawa...Played 32 games, recording eight points (2-6-8) with plus-two rating and 22 penalty minutes...Played in four playoff games for Ottawa. **2010-11:** Recorded first two-goal game Feb. 23 vs. Florida...Registered first NHL points with goal and assist on Feb. 12 at Edmonton...Recalled on three occasions by Ottawa, making his season debut Dec. 5 at NYR...Notched three game-winning goals...Member of Binghamton's Calder Cup winning team. **2009-10:** Made NHL debut with the Senators on Apr. 1 vs. CAR...Helped lead New Hampshire to NCAA East Regional final following its eighth Hockey East regular-season title...Named to the all-regional team following the Wildcats elimination from the tournament...Set new collegiate highs in goals (29), assists (24), points (53) and games played (39)...Led the Wildcats in scoring while ranking third among Hockey East players in points...Led all NCAA players in goals...Was a Hobey Baker Memorial Award Finalist...Was presented with Walter Brown Award as best U.S.-born college hockey player in New England...Was selected as Hockey East's Player of the Year. **2008-09:** Completed junior season with New Hampshire, recording 30 points (nine goals, 21 assists) while appearing in 38 games...Registered eight multi-point games. **2007-08:** Ranked third among Wildcats with 14 goals and sixth with 26 points...Recorded four goals in three Hockey East tournament games...Named to Hockey East all-tournament team. **2006-07:** Made his collegiate debut with New Hampshire, playing his first game (and scoring his first goal) on 10/20/06 in a 4-3 win at Colorado College...Led Wildcat rookies in scoring with 12 points.



SEASON	TEAM	LEAGUE	GP	G	A	PTS	+/-	PIM	PPG	SHG	GWG	GP	G	A	PTS	PIM
2006-07	U. of New Hampshire	H-East	38	9	3	12	-	12	0	0	0	-	-	-	-	-
2007-08	U. of New Hampshire	H-East	38	14	12	26	-	20	0	0	0	-	-	-	-	-
2008-09	U. of New Hampshire	H-East	38	9	21	30	-	36	0	0	0	-	-	-	-	-
2009-10	Ottawa	NHL	2	0	0	0	-1	0	0	0	0	-	-	-	-	-
	U. of New Hampshire	H-East	39	29	24	53	-	20	0	0	0	-	-	-	-	-
2010-11	Ottawa	NHL	36	10	11	21	-16	10	1	0	3	-	-	-	-	-
	Binghamton	AHL	47	22	11	33	5	35	8	0	6	23	13	4	17	6
2011-12	Ottawa	NHL	56	6	10	216	8	12	0	0	4	3	0	0	0	0
2012-13	New Jersey	NHL	14	1	1	2	-6	0	1	0	0	-	-	-	-	-
	Nashville	NHL	20	3	6	9	-2	4	0	0	0	-	-	-	-	-
	Albany	AHL	37	16	11	27	11	8	0	0	0	-	-	-	-	-
	NHL TOTALS		128	20	28	48	-17	26	2	0	7	3	0	0	0	0



BRIAN CAMPBELL

(BRIGH-uhn KAM-behl)

51

DEFENSEMAN • Shoots Left • 6-0, 189 • Born 5/23/79 in Strathroy, Ontario

DRAFTED: 1997 - 6th Round (156th overall) by the Buffalo Sabres

HOW ACQUIRED: Acquired from Chicago in exchange for Rostislav Olesz on June 25, 2011.

MILESTONES

First NHL Game: 10/2/99 at Detroit

First NHL Goal: 10/8/99 vs. Washington

First NHL Assist/Point: 10/8/99 vs. Washington

Most Goals, Game: 2 (2 times), MR: 01/19/13 vs. Carolina

Most Assists, Game: 4 (2 times), MR: 10/17/11 vs Tampa Bay

Most Points, Game: 4 (2 times), MR: 10/17/11 vs Tampa Bay

Most Penalty Minutes, Game: 7, 2/20/07 vs. Philadelphia

CAMPBELL vs. NHL:

Team	GP	G	A	PTS	PIM
Anaheim	18	0	7	7	4
Boston	42	3	18	21	12
Buffalo	9	2	4	6	0
Calgary	16	1	9	10	4
Carolina	31	3	14	17	4
Chicago	7	0	0	0	6
Colorado	15	1	8	9	4
Columbus	20	1	4	5	2
Dallas	17	2	8	10	6
Detroit	24	2	12	14	6
Edmonton	16	1	8	9	2
Florida	25	3	10	13	2
Los Angeles	19	1	8	9	4
Minnesota	19	1	12	13	8
Montreal	42	6	22	28	14
Nashville	23	1	12	13	4
New Jersey	30	3	7	10	10
NY Islanders	30	3	15	18	0
NY Rangers	29	2	14	16	8
Ottawa	49	4	20	24	10
Philadelphia	30	2	11	13	17
Phoenix	18	2	6	8	4
Pittsburgh	27	3	9	12	8
San Jose	16	2	7	9	2
St. Louis	23	4	6	10	6
Tampa Bay	34	2	13	15	6
Toronto	43	5	20	25	16
Vancouver	15	0	4	4	4
Washington	34	4	15	19	2
Winnipeg	35	2	23	25	8

NHL TOTALS .756...66.326.392...185

CAREER:

2012-13: Completed his 13th NHL season, second with Florida...Recorded an assist Apr. 23 vs. NYR...Recorded a goal and an assist Apr. 20 at NJD...Played in 750th career NHL game Apr. 16 at NYL...Recorded PPG Mar. 21 at NYR...Tallied a pair of points (1-1-2) Feb. 28 vs. BUF...Recorded three points (1-2-3) Feb. 26 vs. PIT...Had three-game point streak from Jan. 31- Feb. 5 (2-1-3)...Recorded an assist Jan. 22 at MTL and another Jan. 24 vs. OTT...Scored a pair of power play goals Jan. 19 vs. CAR.

2011-12: Completed his 12th NHL season, first with Florida...Led all NHL skaters with 26:53 TOI/game...Finished T-2nd among NHL defensemen with 53 points...Second in NHL with 30 power play assists...Was one of three Panthers to skate in all 82 games (Fleischmann, Weaver)...Tied FLA record for defensemen with 49th assist Apr. 5 at WSH...Recorded 30th PPA Apr. 3 vs WPG...Recorded two assists in 700th NHL game, 31:59 TOI Mar. 23 vs. EDM...Had two assists Mar. 20 at PHI...Recorded three assists Mar. 15 vs. BOS...Had goal on four shots Feb. 26 vs. MTL...Career-high 32:51 TOI and assist Feb. 23 vs. MIN...Finished with 30:32 TOI Feb. 19 vs. ANA...Had 3-game assist streak (3, 2/12-2/17)...Recorded an assist, +7 and 21:40 TOI led all skaters as lone Panther in All-Star Game Jan. 29...Registered three assists Dec. 27 vs. TOR...Had 3-game point streak (1-2-3, 12/18-22)...Finished with goal on Dec. 20 vs. PHX...Assist on GWG Dec. 18 vs. CAR...Recorded three assists Feb. 5 vs. WSH...Assist and +3 rating Nov. 15 at DAL...Recorded first goal with FLA and 28:15 TOI Nov. 6 vs. TBL...Had two assists Oct. 31 vs. WPG...Tied career high and franchise record for defensemen with four assists Oct. 17 at TBL...Had two assists and led all skaters with 30:04 of ice time in FLA debut Oct. 8 at NYI. Post-Season: Played in all seven playoff games...Scored GWG, registered an assist and led team in TOI 21:55 in Game Three at New Jersey on Apr. 17. Awards: Was awarded the Lady Byng Memorial Trophy, for gentlemanly conduct combined with a high standard of playing ability. Campbell was the first defenseman to win the Lady Byng since 1954 and third in NHL history. **2010-11:** Completed his 11th NHL season, third with the Blackhawks...Ranked third among Blackhawks defensemen with 27 points (5-22-27) in 65 regular season tilts... Ranked 12th in the NHL with a team-best +28 plus/minus rating, equaling a career-best...Logged a season-high 31:38 of ice time on Apr. 1 at CBJ...Notched his second multi-point effort of the season with a goal and an assist on Mar. 2 vs. CGY...Fired a season-high six shots on goal on Feb. 4 at VAN...Netted his first goal of the season on Nov. 3 vs. NJD...Made his regular-season debut on Nov. 1 at NYR...Missed first 14 games of the season due to injury suffered in training camp...Missed 17 games due to injury over three different stretches (10/7-30, 3/9, 3/14-20). **2009-10:** Completed his tenth NHL season, second with Chicago... Ranked second among team defensemen in goals (7), assists (31) and points (38) in 68 regular-season contests...Tied for the team-lead among blueliners with three PPG...Posted eight multi-point games...Missed Mar. 17 game at Anaheim due to injury, ending consecutive games streak at 388, second-longest among active NHL blueliners prior to its conclusion...Registered assists in four straight games from (12/23-29)...Netted two goals and an assist over a three-game point streak from

(12/16-20)...Collected a pair of assists in a win at PIT on Dec. 5...Recorded five helpers over a three-game stretch from (11/19-22)...Logged a season-high 28:14 of ice time on Nov. 6 at COL....Tallied multiple assists in back-to-back games on Oct. 12 and 14 and points in three consecutive games (10/12-15, 0-5-5)...Missed final 14 games of regular-season due to injury...Posted one goal and four assists in 19 postseason tilts while helping the Blackhawks to the 2010 Stanley Cup Championship...Collected the primary assist on Patrick Kane's Cup-clinching goal in Game 6 of the Stanley Cup Final on Jun. 9 in PHL...Led all defensemen and tied for the overall NHL lead with a +11 plus/minus rating in the Playoffs. **2008-09:** Completed his ninth NHL season, first with the Blackhawks...Paced Chicago defensemen with 45 assists and 52 points and ranked third among team blueliners with seven goals while appearing in all 82 regular-season contests during his Blackhawks debut...Tied for second on the club with 45 assists and ranked fifth with 52 points...Led NHL defensemen with 31 assists and 35 points on the road...Tied for third among league blueliners in assists (45) and finished 10th in points (52), the most by a CHI defenseman in 13 years...Recorded 24 of his 52 points on the power play (4-20-24), third-best on the club...Named to the starting lineup for the Western Conference in the 2009 NHL All-Star Game in Montreal, posting an assist in his third career appearance in the league's midseason classic...Tied for fourth among NHL defensemen with eight assists and 10 points in 17 matchups at the conclusion of the conference finals... Ranked second among club blueliners with two goals...Matched a postseason-high two assists in both Game 5 (May 9) and Game 6 (May 11) of the WCSF against VAN...Netted his second goal of the playoffs on May 5 in Game 3 of the WCSF against VAN...Netted a goal on Apr. 27 against CGY (Game 6 of the WCQF), snapping a streak of 49 games without a marker dating back to the regular season...Dished out a postseason-high two assists on Apr. 22 at CGY...Notched his 200th career NHL assist vs. MTL on Mar. 31...Led CHI with a +5 plus/minus rating during the conference semifinals...Appeared on the ice for 113 of Chicago's 260 goals, the most on the club...Ranked third on the club in time on ice (22:34)...Finished the regular season on a four-game assist streak, collecting five helpers during that span...Posted a season-high +4 rating on Jan. 6 against PHX...Potted his first GWG as a member of the Blackhawks on Dec. 16 at EDM...Logged a season-high 31:47 time on ice on Nov. 18 against PHX...Posted 10 multiple-point




SEASON	TEAM	LEAGUE	GP	G	A	PTS	+/-	PIM	PPG	SHG	GWG	GP	G	A	PTS	PIM
1994-95	Petrolia	OHA-B	49	11	27	38	-	43	-	-	-	-	-	-	-	-
1995-96	Ottawa	OHL	66	5	22	27	-	23	-	-	-	4	0	1	1	2
1996-97	Ottawa	OHL	66	7	36	43	-	12	-	-	-	24	2	11	13	8
1997-98	Ottawa	OHL	66	14	39	53	23	31	3	0	2	13	1	14	15	0
1998-99	Ottawa	OHL	62	12	75	87	45	27	6	0	1	9	2	10	12	6
	Ottawa	M-Cup	5	1	3	4	-	2	-	-	-	-	-	-	-	-
1999-00	Buffalo	NHL	12	1	4	5	-2	4	0	0	0	-	-	-	-	-
	Rochester	AHL	67	2	24	26	-4	22	1	0	0	21	0	3	3	0
2000-01	Buffalo	NHL	8	0	0	0	-2	2	0	0	0	-	-	-	-	-
	Rochester	AHL	65	7	25	32	6	24	3	2	1	4	0	1	1	0
2001-02	Buffalo	NHL	29	3	3	6	0	12	0	0	0	-	-	-	-	-
	Rochester	AHL	45	2	35	37	9	13	1	0	0	-	-	-	-	-
2002-03	Buffalo	NHL	65	2	17	19	-8	20	0	0	1	-	-	-	-	-
2003-04	Buffalo	NHL	53	3	8	11	-8	12	0	0	0	-	-	-	-	-
2004-05	Jokerit	Finland	44	12	13	25	-	12	-	-	-	12	3	4	7	6
2005-06	Buffalo	NHL	79	12	32	44	-14	16	5	0	5	18	0	6	6	12
2006-07	Buffalo	NHL	82	6	42	48	28	35	1	0	1	16	3	4	7	14
2007-08	Buffalo	NHL	63	5	38	43	-1	12	3	0	0	-	-	-	-	-
	San Jose	NHL	20	3	16	19	9	8	2	0	0	13	1	6	7	4
2008-09	Chicago	NHL	82	7	45	52	5	22	4	0	1	17	2	8	10	0
2009-10	Chicago	NHL	68	7	31	38	18	18	3	0	2	19	1	4	5	2
2010-11	Chicago	NHL	65	5	22	27	28	6	2	0	1	7	1	2	3	6
2011-12	Florida	NHL	82	4	49	53	-9	6	1	0	0	7	1	4	5	2
2012-13	Florida	NHL	48	8	19	27	-22	12	6	0	2	-	-	-	-	-
	FLORIDA TOTAL		130	12	68	80	-31	18	7	9	2	7	1	4	5	2
	NHL TOTALS		756	66	326	392	22	185	27	0	13	97	9	34	43	40

performances, including a season-high three points (1-2-3) on Nov. 16 vs. SJS... Registered points in a season-best five consecutive matchups from (10/25-11/3), accruing an assist in each matchup...Posted two assists in a game six times...Netted his first goal in a Blackhawks uniform on Oct. 15 vs. PHX...Finished the regular season having appeared in 320 consecutive game, the second-longest active streak among NHL blueliners behind Jay Bouwmeester. **2007-08:** Completed his eighth NHL season, first with San Jose...Ranked second among NHL defensemen with 54 assists and tied for third with 62 points - both career highs - in 83 regular-season games... Established a career best with a six-game point/assist streak from Mar. 21 to Apr. 1, racking up one goal and six helpers...Started the season with BUF, his eighth campaign with the team, notching five goals and 38 assists before being traded to SJS on Feb. 26...Acquired by San Jose from Buffalo along with a seventh round selection in the 2008 NHL Entry Draft for Steve Bernier and a first round selection in the 2008 NHL Entry Draft...Collected 19 points (3-16-19) in the final 20 regular-season contests of the season with the Sharks...Accrued seven points (1-6-7) in 13 Stanley Cup Playoff games with SJS...Racked up 13 multi-point outings, which includes nine with two or more assists...Potted a goal in the 2007 NHL Winter Classic on Jan. 1 in Buffalo's 2-1 shootout loss against PIT...Named the Sabre's captain for the month of Dec...Notched a season-best in points with four assists on Oct. 13 against WSH while with BUF... Represented the Sabres in the 2008 NHL All-Star Game, his second consecutive appearance in the mid-season classic. **2006-07:** Completed his seventh NHL season, seventh with Buffalo...Paced BUF defensemen with 42 assists and 48 points in 82 games...Named captain for the month of Dec...Registered seven points (4-3-7) in 16 playoff games to help the squad reach the Eastern Conference Finals. **2005-06:** Completed his sixth NHL season, sixth with Buffalo...Potted a career-high 12 goals, leading team defensemen...Paced club blueliners in assists (32) and points (44)...Five of his 12 markers were game-winners, tied for the most on the team and third-best among league blueliners...Skated in his first career NHL All-Star Game...Netted his first career two-goal game on Nov. 17 against WAS...Accrued six assists in 18 postseason contests to help the team reach Game 7 of the Eastern Conference Finals. **2004-05:** Skated with Jokerit Helsinki of the Finnish League during the NHL lockout, collecting 12 goals and 25 points in 44 outings. **2003-04:** Completed his fifth NHL season, fifth with Buffalo...Registered eight assists and 11 points in 53 games with BUF. **2002-03:** Completed his fourth NHL season, fourth with the Buffalo...Spent his first full season in the NHL, racking up 17 assists and 19 points in 65 outings with Buffalo. **2001-02:** Completed his third NHL season, third with the Sabres...Notched six points (3-3-6) in 29 games...Recorded 35 assists and 37 points in 45 contests with the AHL's Rochester Americans. **2000-2001:** Completed his second NHL season, second with Buffalo...Appeared in eight games with Buffalo, accruing two PIM...Tied for the lead among Americans defensemen with 32 points (7-25-32)...Selected to the Canadian Team in the AHL All-Star Classic. **1999-2000:** Completed his first NHL season, first with Buffalo... Made his NHL debut, collecting one goal and five points in 12 contests with BUF ... Ranked second among Americans defensemen with 26 points (2-24-26) in 67 outings ... Dished out three assists in 21 Calder Cup Playoff games to help Rochester reach the Calder Cup Finals. **1998-99:** Captured the Memorial Cup with the Ottawa 67's while being named the Canadian Major Junior Player of the Year ... Led OHL defensemen with 87 points (12-75-87) en route to being named the OHL MVP and an OHL First All-Star ... Awarded the George Parsons Trophy as the Memorial Cup Tournament's Most Sportsmanlike Player ... Made his professional debut when he skated in two postseason games with the Rochester Americans. **1997-98:** Netted 53 points (14-39-53) in 66 regular season contests with Ottawa and 15 points (1-14-15) in 13 postseason outings. **1996-97:** Racked up 36 assists and 43 points in 66 regular-season tilts with the 67's and 13 points (2-11-13) in 24 postseason matchups helping the squad reach the OHL Finals. **1995-96:** Made his junior debut, posting 22 assists and 27 points in 66 regular season tilts before accruing one assist in four postseason matchups.

INTERNATIONAL:

2005: Was a member of the 2005 Czech Republic World Championship team, scoring a goal and an assist in nine games in Vienna. **2004:** Notched a goal in four games for the Czech Republic at the 2004 World Cup of Hockey as the Czech Republic lost 4-3 in overtime to Canada in the semifinals...Tallied seven assists at the 2004 World Championship, leading the tournament in assists and was tied for 10th in scoring. **2002:** Represented the Czech Republic at 2002 Olympic Games in Salt Lake City. **2001:** Won a Gold Medal for the Czech Republic at the 2001 IIHF World Championship. **1999:** Won a Gold Medal for the Czech Republic at the 1999 World Championship.





SCOTT CLEMMENSEN 30

(SKAWT KLEH-mehn-sehn)

GOALTENDER • Catches Left • 6-3, 203 • Born 7/23/77 in Des Moines, Iowa

DRAFTED: 1997 - 8th Round (215th overall) by the New Jersey Devils

HOW ACQUIRED: Signed as an unrestricted free agent on July 1, 2009.

MILESTONES

First NHL Game: 10/6/01 at Washington
First NHL Win: 1/20/04 at Pittsburgh
First NHL Shutout: 1/20/04 at Pittsburgh

Most Saves, Game: 42 (2 times), MR: 4/8/10 vs. New Jersey
Most Goals Allowed, Game: 6 (2 times), MR: 1/3/08 at Pittsburgh

CLEMMENSEN vs. NHL:

Team	GP	MINS	GA	SO	W	L	OTL	GAA
Anaheim	1	59	4	0	0	1	0	4.07
Boston	13	714	27	2	5	4	2	2.27
Buffalo	6	237	13	0	2	0	1	3.29
Calgary	11	570	30	0	3	6	0	3.16
Chicago	1	65	5	0	1	0	0	4.63
Colorado	1	65	2	0	0	0	1	1.85
Columbus	4	204	8	1	2	1	0	2.35
Detroit	3	186	7	0	1	1	1	2.26
Edmonton	1	59	2	0	0	1	0	2.03
Florida	3	183	7	0	2	1	0	2.30
Los Angeles	2	119	4	0	1	1	0	2.02
Minnesota	8	452	15	0	6	1	0	1.99
Montreal	6	362	15	0	2	2	2	2.48
New Jersey	6	322	11	0	4	1	0	2.05
NY Islanders	8	418	18	0	1	3	2	2.58
NY Rangers	13	628	32	1	3	5	2	3.06
Ottawa	9	484	25	0	4	3	1	3.10
Philadelphia	8	471	20	0	5	1	1	2.55
Phoenix	1	65	1	0	1	0	0	0.92
Pittsburgh	15	770	33	1	5	6	2	2.57
San Jose	2	120	8	0	2	0	0	4.00
St. Louis	1	60	3	0	1	0	0	3.00
Tampa Bay	10	557	29	0	5	3	1	3.12
Toronto	5	308	9	1	2	1	2	1.75
Vancouver	2	120	4	0	2	0	0	2.00
Washington	20	907	59	0	4	7	2	3.90
Winnipeg	11	539	22	1	3	3	2	2.45

NHL TOTALS ...171 ...9,044 .413 ...7 .67 ...52 ...22 ...2.74

CAREER:

2012-13: Completed his 11th NHL season, fourth with Florida...Made 40 saves for his second win of the season Apr. 7 vs. OTT...Turned aside 32 shots for first victory of the season Feb. 21 at PHI...Stopped season-high 29 shots in loss Jan. 22 at MTL.

2011-12: Completed his 10th NHL season, third with Florida...Stopped 34 shots for 14th victory of season Apr. 7 vs. CAR...Made 31 saves Apr. 1 at DET...Finished with 27-of-29 saves and stopped all three in shootout win Mar. 27 at MTL...Stopped 35-of-36 shots in win Mar. 20 at PHI...First assist of season and 18 saves in win Feb. 26 vs. MTL...Saved 27-of-28 Feb. 11 at NJD...Stopped 21-of-23 shots in win Feb. 9 vs. LAK...Saved 20-of-21 shots Feb. 3 vs. WPG...Stopped 26-of-28 shots in win Feb. 1 vs. WSH...Stopped 35-of-37 shots Jan. 24 vs. PHI...Season-high 41 saves on season-high 44 shots in win Jan. 21 at WPG...Stopped 33-of-35 shots Jan. 16 vs. BOS...Stopped 37-of-41 shots faced Jan. 13 vs. PIT...Stopped 25-of-26 shots for the win and named game's first star Jan. 9 vs. VAN...Made 38 saves in OTL Jan. 5 at NYR...Won third consecutive game stopping 28-of-32 shots he faced Dec. 5 vs. WSH...Recorded a shutout in his first appearance of the season, stopping all 25 shots he faced Nov. 15 at DAL...Made first appearance in the Panthers lineup as the backup goalie Nov. 8 at TOR. Career-high 39 saves and first career Playoff OT appearance in OTL in Game Six on Apr. 24 at NJD...First career playoff start in Game Four on Apr. 19 at NJD...Recorded first career playoff win, made 19 saves in Game Three on Apr. 17 at NJD.

2010-11: Completed his ninth NHL season, second with Florida...Posted a 2.62 GAA and .911 SV% in 31 contests...Stopped 24 shots in a shutout Mar. 17 vs. TOR...Recorded 35 saves while earning an overtime victory Mar. 12 vs. TBL...Recorded 34 saves while earning a shootout victory on Feb. 19 at TBL...Stopped 33-of-35 shots in an overtime win Jan. 15 vs. NJD...Turned aside 27-of-29 shots to earn win Jan. 13 vs. NSH...Stopped 34 shots in an overtime victory Jan. 3 at CAR...Recorded 40 saves in shootout loss Dec. 27 vs. BOS...Stopped 18-of-19 shots in relief Dec. 22 at PIT...Recorded 40 saves on 41 shots while earning second win of the season in a shootout Dec. 4 at PHX...Stopped 26 of 29 shots while making second start of the season Nov. 6 at CAR...Stopped 22 shots in relief while earning first win of the season Nov. 5 vs. CAR...Made first start of the season Oct. 26 at TOR, stopping 21-of-24 shots...Stopped all six shots faced in relief during season debut Oct. 21 vs. DAL.

2009-10: Completed his eighth NHL season, first with Florida...Stopped 42-of-44 shots for a career high and improved to 2-0 against his former team Apr. 8 vs. New Jersey...Recorded his first shutout as a Panther, turning away 36 shots in a 1-0 win Apr. 1 at BOS...Stopped 71-of-74 shots in back-to-back victories (Mar. 21 vs. TBL, Mar. 23 at TOR)...Made 29 saves in 6-5 shootout win on Dec. 2 vs. COL...Recorded his first win as a Panther in first game Oct. 16 vs. PHI, stopping 25-of-27 shots. **2008-09:** Completed his

seventh NHL season, sixth with New Jersey... Set NHL career highs in games played (40), minutes (2,356), and wins (25)...Registered a 2.39 GAA with a .917 SV% and two shutouts...Notched back-to-back shutouts: 1-0 win Feb. 13 vs. BOS (31 saves) and 3-0 win Feb. 9 vs. NYR (27 saves)...Posted career high seven-game win streak from Jan. 13-30...Became only goaltender other than Martin Brodeur in Devils history to get to 25 wins...Played in 12 games for Lowell (AHL) (6-5-1). **2007-08:** Completed his sixth NHL season, first with Toronto...Appeared in 40 AHL and three NHL games with the Toronto organization...Had a 1-1 record, with a 3.87 GAA and a .839 SV % in three games with Toronto (NHL)...Tallied a 23-14 record, with a 2.44 GAA and a .910 SV% in 40 games with Toronto (AHL). **2006-07:** Completed his fifth NHL season, fifth with the New Jersey Devils...Played six games for New Jersey compiling a record of 1-1-2 with a 3.15 GAA...Set a then career high with 40 saves Dec. 14 at BOS. **2005-06:** Completed his fourth NHL season, fourth with the Devils...Played 13 games with New Jersey compiling a record of 3-4-2 with a 3.35 GAA...Earned a 5-4 win and had 27 saves in New Jersey's first-ever shootout Oct. 29 at BOS. **2004-05:** Led Albany (AHL) goaltenders in games played (46), minutes (2,645), SV% (.916), and GAA (2.81). **2003-04:** Completed his third NHL season, third with New Jersey... Played four games for New Jersey and 22 games for Albany (AHL)...Began season with Albany (AHL) compiling a record of 5-12-4 with a 3.07 GAA...Started first career NHL game and registered first career shutout (25 saves) Jan. 20 at PIT...Became only 16th goaltender in NHL history to earn shutout in first career start. **2002-03:** Completed his second NHL season, second with New Jersey...Played entire season with Albany (AHL) registering a 2.65 GAA in 47 games. **2001-02:** Completed his first NHL season, first with the Devils... Played in two games for New Jersey...Made NHL debut in season-opener and stopped four of five shots in 20:00 Oct. 6 at WSH...Played 29 games for Albany (AHL) compiling a record of 5-19-4 with a 3.29 GAA. **2000-01:** Won NCAA Championship with Boston College and was named to the NCAA All-Tournament Team...Finished as Boston College's career wins leader (99)...finished career with NCAA Tournament records in wins (10) and saves (356). **1999-00:** Led Boston College to the Frozen Four. **1998-99:** Advanced to the NCAA Frozen Four and won the Hockey East Tournament with Boston College. **1997-1998:** Advanced to the NCAA Frozen Four and won the Hockey East Tournament with Boston College...Earned Hockey East All-Rookie Team Honors.



INTERNATIONAL:

2010: Started for Team USA at the World Championship in Germany. **2009:** Was a member of Team USA that competed at the World Championship.

SEASON	TEAM	LEAGUE	GP	W	L	T/OT	MIN	GA	SO	GAA	SV%
1995-96	Dubuque	USHL	20	10	7	1	1082	62	0	3.44	-
1996-97	Des Moines	USHL	36	22	9	2	2042	111	1	3.26	.907
1997-98	Boston College	NCAA	37	24	9	4	2205	102	4	2.78	.884
1998-99	Boston College	NCAA	42	26	12	4	2507	120	1	2.87	-
1999-00	Boston College	NCAA	29	19	7	0	1610	59	5	2.20	.914
2000-01	Boston College	NCAA	39	30	7	2	2312	82	3	2.13	.914
2001-02	New Jersey	NHL	2	0	0	0	20	1	0	2.95	.800
	Albany	AHL	29	5	19	4	1677	92	0	3.29	.908
2002-03	Albany	AHL	47	12	24	8	2694	119	1	2.65	.910
2003-04	New Jersey	NHL	4	3	1	0	238	4	2	1.01	.952
	Albany	AHL	22	5	12	4	1309	67	0	3.07	.902
2004-05	Albany	AHL	46	13	25	5	2694	124	2	2.81	.916
2005-06	New Jersey	NHL	13	3	4	2	627	35	0	3.35	.881
	Albany	AHL	1	0	1	0	59	5	0	5.05	.848
2006-07	New Jersey	NHL	6	1	1	2	305	16	0	3.14	.889
	Lowell	AHL	1	1	0	0	60	0	1	0.00	1.000
2007-08	Toronto	NHL	3	1	1	0	154	10	0	3.90	.839
	Toronto	AHL	40	23	14	2	2363	96	1	2.44	.910
2008-09	New Jersey	NHL	40	25	13	1	2356	94	2	2.39	.917
	Lowell	AHL	12	6	5	1	707	40	0	3.39	.895
2009-10	Florida	NHL	23	9	8	2	1215	59	1	2.91	.912
2010-11	Florida	NHL	31	8	11	7	1696	74	1	2.62	.911
2011-12	Florida	NHL	30	14	6	6	1566	67	1	2.57	.913
	San Antonio	AHL	1	1	0	0	60	1	0	1.00	.969
2012-13	Florida	NHL	19	3	7	2	866	53	0	3.67	.874
	FLORIDA TOTAL		103	34	32	17	5343	253	3	2.96	.903
	NHL TOTALS		171	67	52	22	9044	413	7	2.74	.907

GP	W	L	GAA	SV%
-	-	-	-	-
4	1	2	2.70	-
-	-	-	-	-
-	-	-	-	-
-	-	-	-	-
-	-	-	-	-
-	-	-	-	-
-	-	-	-	-
1	0	0	0.00	1.000
-	-	-	-	-
-	-	-	-	-
-	-	-	-	-
17	8	9	3.02	.902
-	-	-	-	-
-	-	-	-	-
-	-	-	-	-
3	1	2	2.35	.920
-	-	-	-	-
-	-	-	-	-
3	1	2	2.35	.920
4	1	2	2.25	9.23

PLAYERS



JOEY CRABB

(JOH-ee KRAB)

10

RIGHT WING • Shoots Right • 6-1, 190 • Born 4/3/83 in Anchorage, AK

DRAFTED: 2002 - 7th Round (226th overall) by the New York Rangers

HOW ACQUIRED: Signed as an unrestricted free agent on July 8, 2013.

MILESTONES

First NHL Game: 11/30/10 vs Tampa Bay

First NHL Goal: 2/16/11 at Buffalo

First NHL Assist/Point: 11/30/10 at Tampa Bay

Most Goals, Game: 1, 15 times 3/14/13 at Washington

Most Assists, Game: 2, 3/19/11 at Toronto

Most Points, Game: 3, 3/19/11 at Toronto

Most Penalty Minutes, Game: 7, 2/7/12 at Winnipeg

CRABB vs. NHL:

Team	GP	G	A	PTS	PIM
Anaheim	2	1	0	1	0
Boston	13	1	4	5	22
Buffalo	12	3	6	9	4
Calgary	2	0	0	0	0
Carolina	12	1	2	3	10
Chicago	2	1	1	2	0
Colorado	1	0	0	0	0
Columbus	2	1	0	1	2
Dallas	2	1	0	0	0
Detroit	3	0	2	2	2
Edmonton	2	0	0	0	0
Florida	10	0	0	0	2
Los Angeles	2	0	1	1	0
Minnesota	2	1	0	1	0
Montreal	10	2	0	2	2
Nashville	2	0	0	0	0
New Jersey	10	1	3	4	4
NY Islanders	10	1	2	3	7
NY Rangers	7	2	1	3	4
Ottawa	11	0	3	3	0
Philadelphia	8	0	1	1	5
Phoenix	2	0	1	1	0
Pittsburgh	20	9	7	16	8
San Jose	2	0	1	1	0
St. Louis	3	0	0	0	0
Tampa Bay	11	3	1	4	0
Toronto	4	0	1	1	2
Vancouver	2	1	0	1	0
Washington	5	0	0	0	10
Winnipeg	8	0	2	2	13

, NHL TOTALS 170...20...32...52...93

CAREER:


2012-13: Completed his fourth NHL season, first with Washington...Played in 26 games for the Capitals, scoring two goals (2-0-2)...Appeared in 12 games with Hershey (AHL) registering 12 points (6-6-12)...Appeared in 35 games for Alaska (ECHL) recording 38 points (17-21-38).

2011-12: Completed his third NHL season, third with second with Toronto...Ranked 8th on team in goals with 11...Tied-5th on the team in plus/minus (+1)...Collected an assist and posted a season high 21:43 of ice time on Mar. 23 at NJD...Played in 100th career NHL game and collected an assist Dec. 22 vs. BUF...Registered a five-game point streak 11/22-12/3 (3-2-5)...Scored a goal in three-straight games Nov. 22-27...Appeared in nine games with TOR (AHL), recording 15 points (7-8-15)...Named Reebok/ AHL Player of the Week (Oct. 23) with five points (3-2-5). **2010-11:** Completed his second NHL season, first with Toronto...Played 48 games for the Maple Leafs and had 15 points (3-12-15) with 24 penalty minutes...Collected a career-high three points (1-2-3) Mar. 19 vs. BOS...Scored game-winning goal (shorthanded) Feb. 16 at BUF...Recorded an assist in back-to-back games (Jan. 10-11)...Collected two assists and named second star Jan. 1 at OTT...Made Maple Leafs debut Nov. 30 and collected an assist vs. TBL...Played 34 games for the Toronto Marlies (AHL) and recorded 18 points (11-7-18) with 31 penalty minutes. **2009-10:** Played 79 games for Chicago (AHL) collecting 53 points (24-29-53) with 59 penalty minutes...Played 14 playoff games for Chicago recording 11 points (6-5-11) with 12 penalty minutes. **2008-09:** Completed first NHL season, first with Atlanta...Played 29 games, collecting nine points (4-5-9) with 28 penalty minutes...Registered a 3-game point-streak (Dec. 3-10) with three points (1-2-3)...Recorded 1st career NHL goal Dec. 10 vs. NYR...Collected 1st career NHL point (assist) Dec. 3 at OTT...Played 1st career NHL game Nov. 28 vs. NSH...Played 42 games for Chicago (AHL) collecting 29 points (15-14-29) with 62 penalty minutes. **2007-08:** Played 72 games for Chicago (AHL) collecting 35 points (9-26-35) with 78 penalty minutes...Played 24 playoff games for Chicago (AHL) collecting 5 points (1-4-5) with 20 penalty minutes...Won Calder Cup with Chicago. **2006-07:** In 1st pro season played 63 games for Chicago (AHL) collecting 22 points (7-15-23) with 25 penalty minutes...Played 1st professional game Oct. 7 at Peoria...Missed final eight regular season games with knee injury...Missed six playoff games with knee injury...Played six playoff games for Chicago (AHL). **College Career:** Played four years at Colorado College (WCHA), totaling 53 goals and 57 assists in 158 games. **2005-06:** Recorded best offensive season at Colorado College (WCHA) playing in 42 games collecting 43 points (18g-25a) with 45 penalty minutes...Second on team in goals, third in assists and third points...Ranked second on team in power play goals (12). **2004-05:** Played 43 games for Colorado College collecting 32 points (16-16-32) with 44 penalty minutes...Helped Colorado College reach Frozen Four Finals. **2003-04:** Played 39 games with Colorado College collecting 27 points (15-12-

27) with 20 penalty minutes...Ranked second (tie) on Colorado College in goals and fourth in points. **2002-03:** In 1st season at Colorado College played 35 games collecting (4g-4a) with 40 penalty minutes.



SEASON	TEAM	LEAGUE	GP	G	A	PTS	+/-	PIM	PPG	SHG	GWG	GP	G	A	PTS	PIM
1999-00	USNTDP U-18 Team	NAHL	55	13	10	23	-	69	-	-	-	-	-	-	-	-
2000-01	U.S. National Team	USHL	21	2	3	5	-	18	-	-	-	-	-	-	-	-
2001-02	Green Bay	USHL	61	15	27	42	-	94	-	-	-	7	4	8	12	21
2002-03	Colorado College	WCHA	35	4	4	8	-	40	-	-	-	-	-	-	-	-
2003-04	Colorado College	WCHA	39	15	12	27	-	20	-	-	-	-	-	-	-	-
2004-05	Colorado College	WCHA	42	16	15	31	-	40	-	-	-	-	-	-	-	-
2005-06	Colorado College	WCHA	42	18	25	43	-	45	-	-	-	-	-	-	-	-
2006-07	Chicago	AHL	63	7	15	22	1	25	-	-	-	6	0	0	0	0
2007-08	Chicago	AHL	72	9	26	35	10	78	-	-	-	24	1	4	5	20
2008-09	Atlanta	NHL	29	4	5	9	-2	28	0	1	1	-	-	-	-	-
	Chicago	AHL	42	15	14	29	13	62	6	3	2	-	-	-	-	-
2009-10	Chicago	AHL	79	24	29	53	12	59	6	2	3	14	6	5	11	12
2010-11	Toronto	NHL	48	3	12	15	-1	24	0	1	2	-	-	-	-	-
	Toronto	AHL	34	11	7	18	-7	31	3	0	3	-	-	-	-	-
2011-12	Toronto	NHL	67	11	15	26	1	33	0	2	4	-	-	-	-	-
	Toronto	AHL	9	7	8	15	6	7	1	0	1	-	-	-	-	-
2012-13	Alaska	ECHL	35	17	21	38	10	56	6	3	2	-	-	-	-	-
	Washington	NHL	26	2	0	2	-1	8	0	0	0	-	-	-	-	-
	Hershey Bears	AHL	12	6	6	12	5	6	2	0	1	5	5	0	5	2
	NHL Totals		170	20	32	52	-3	93	0	4	7	-	-	-	-	-



TOMAS FLEISCHMANN

14

(TAW-mahs FLIGHSH-muhn)

LEFT WING • Shoots Left • 6-1, 192 • Born 5/16/84 in Koprivnice, Czech Republic

DRAFTED: 2002 - 2nd Round (63rd overall) by the Detroit Red Wings

HOW ACQUIRED: Signed as an unrestricted free agent on July 1, 2011.

MILESTONES

First NHL Game: 11/3/05 at Philadelphia

First NHL Goal: 2/24/07 at New Jersey

First NHL Assist/Point: 11/6/05 vs. Toronto

Most Goals, Game: 3, 12/15/10 at Chicago

Most Assists, Game: 2 (20 times), MR: 4/16/13 at NY Islanders

Most Points, Game: 4, 3/18/07 vs. Tampa Bay

Most Penalty Minutes, Game: 4 (4 times), MR: 1/22/13 at Buffalo

FLEISCHMANN vs. NHL:

Team	GP	G	A	PTS	PIM
Anaheim	3	1	0	1	0
Boston	21	1	6	7	6
Buffalo	21	2	8	10	14
Calgary	6	1	0	1	2
Carolina	38	7	6	13	14
Chicago	8	4	3	7	2
Colorado	4	2	1	3	0
Columbus	6	1	2	3	0
Dallas	2	3	1	4	0
Detroit	6	1	3	4	2
Edmonton	5	3	2	5	6
Florida	25	6	7	13	4
Los Angeles	6	0	1	1	0
Minnesota	8	2	5	7	0
Montreal	21	6	7	13	6
Nashville	5	1	1	2	0
New Jersey	24	7	5	12	8
NY Islanders	22	6	11	17	10
NY Rangers	20	3	8	11	10
Ottawa	21	4	9	13	8
Philadelphia	19	5	6	11	2
Phoenix	4	0	1	1	2
Pittsburgh	20	9	7	16	8
San Jose	3	2	2	4	2
St. Louis	4	1	1	2	2
Tampa Bay	37	13	16	29	10
Toronto	22	5	5	10	6
Vancouver	5	0	2	2	0
Washington	11	2	4	6	2
Winnipeg	38	9	18	27	8

NHL TOTALS: 435.107.148.255.134

CAREER:

2012-13: Completed his eighth NHL season, second with Florida...Led the club with 35 points (12-23-35) in 48 games played...Scored two goals Apr. 27 at TBL...Notched a goal and an assist Apr. 23 vs. NYR...Recorded an assist Apr. 20 at NJD...Recorded two assists Apr. 16 at NYI...Had eight-game point streak from Mar. 26-Apr. 11...Scored his 100th career NHL goal and registered three points (1-2-3) Feb. 26 vs. PIT...Played in 400th career NHL game Feb. 14 vs. MTL...Notched a career best three assists Jan. 31 vs. WPG...Scored the first shorthanded goal of his career Jan. 29 at TB...Recorded an assist Jan. 22 at MTL...Added an assist Jan. 19 vs. CAR...Scored his first goal of the season on Jan. 24 vs. OTT.

2011-12: Completed his seventh NHL season, first with Florida...Led FLA in goals (27) and points (61)...Was one of three Panthers to skate in all 82 games (Campbell, Weaver)...Recorded two points (1-1-2) Apr. 3 vs. WPG...Scored career-high 24th goal, added assist Mar. 25 vs. NYI...Picked up assist Mar. 23 vs. EDM...Had a goal Mar. 21 at CAR...Recorded assist Mar. 17 vs. BUF to set career high with 52 points (22-30-52)...Had two assists in 20:08 Mar. 15 vs. BOS...Scored GWG in 20:00 TOI Mar. 11 vs. CAR...Had Goal on 6 shots Mar. 9 at PIT...Had a 5-game point streak (2-4-6, 2/9-2/17)...Registered 200th point (goal) and added assist Feb. 12 at NYI...Picked up two assists, Feb. 1 vs. WSH...Tallied two goals (GWG) on four shots Dec. 31 vs. MTL...Had Career-high 24:03 TOI Dec. 22 at OTT...Recorded three points (1-2-3) on career-high nine shots Dec. 3 at SJS...Picked up two assists, Nov. 23 vs. NYR...GWG completed a four goal comeback Nov. 21 vs. NJD...Had three points (1-2-3) Nov 15 at DAL...Registered 100th career assist with second helper and was season-high +3 Nov 10 at WPG...Had Panthers season-high seven game point streak (4-5-9, 10/22-11/6)...Recorded three points (2-1-3) on six shots in 22:07 Oct. 31 vs. WPG...Scored his first goal as a Panther Oct. 11 at PIT. Appeared in all seven playoff games...Recorded one assist in Game Three on Apr. 17 at NJD...Scored (EN) goal in Game Two on Apr. 15 vs. NJD...Recorded one assist in Game One on Apr. 13 vs. NJD. Appeared in all seven playoff games...Recorded one assist in Game Three on Apr. 17 at NJD...Scored (EN) goal in Game Two on Apr. 15 vs. NJD...Recorded one assist in Game One on Apr. 13 vs. NJD.

2010-11: Completed his sixth NHL season, first with Colorado after being acquired from Washington Nov. 30...Missed part of the season due to pulmonary embolism...Tallied 21 points (8-13-21) in 22 games for Colorado, with 14 of those 21 points coming in either the third period (11) or overtime (3)...Appeared in 23 games with the Capitals, tallying 10 points (4-6-10)...Skated in his 300th NHL game on Jan. 6 vs. PHX...Finished second on the Avs with 14 points (7-7-14) in 14 games during the month of December...NHL's Second Star of the Week for Dec. 13-19...Tied

for first among all NHL scorers with seven points (4-3-7) in four games during the week...Tallied his first career hat trick on Dec. 15 at CHI, scoring all three goals in the third period...Was the first Avalanche player to score three goals in one period since Joe Sakic on Mar. 13, 2003 at CBJ (1st). **2009-10:** Completed his fifth NHL season, fifth with Washington... appeared in 69 games and tallied career highs in goals (23), assists (28), points (51) and PIM (28) in his third full NHL season...Ranked seventh on the team in points and sixth in goals...Sixth in the NHL and second on the team with a 19.0 shooting percentage...Tied for fifth on the team with four GWG...Scored 10 of his 23 goals in the first period...Registered 29 (13-16-29) of his 51 points on the road...Recorded Washington's first goal six times...Finished the season at +9, a career high...Scored eight goals in the 10 games Alex Ovechkin was out of the lineup...Finished sixth on the team with 19 power-play points (7-12-19)...Recorded the team's second longest point streak of the season, registering at least a point (7-4-11) in nine straight games (10/30 - 11/17)...Led all Caps forwards with 10 points (5-5-10) in November...Logged a career high 22:05 of ice time on 11/20 vs. MTL...Scored the overtime GWG Mar. 10 vs. CAR...Missed the first 11 games of the season recovering from deep vein thrombosis in his leg...Had one assist in six playoff games. **2008-09:** Completed fourth NHL season, fourth with Washington...Skated in 73 games and tallied what were career highs in points (37) and goals (19)...Ranked seventh on the team in points and sixth in goals...Second on the team with a 14.5 shooting percentage and tied for third with four GWG...Seven of his 19 goals came on the power play...Tied for third on the team with 13 road goals and tied for fourth with 16 goals outside of the division...Scored Washington's first tally four times...Set a career high with 20 PIM, but only two Cap forwards who played more than 15 games had fewer...Was +9 in his final 38 games of the season...Team was 11-4-3 when he scored a goal and 17-8-4 when he tallied a point ...Averaged 15:04 TOI...Recorded eight multiple-point games...Had six streaks of three games or more with a point during the season...Skated a season high 19:28 vs. TOR on Mar. 5...Tallied one goal, one assist and was +3 at NYR on Feb. 11...Had two assists Nov. 26 at ATL...Notched his second career two-goal game Oct. 25 at DAL...Played in all 14 games during



the Stanley Cup playoffs, recording four points (3-1-4)...Had a goal in Game 1 vs. NYR in ECQF (first Caps goal of the playoffs) and took 13 shots in the series...Scored the GWG in Game 1 and also scored in Game 6 against PIT in ECSF. **2007-08:** Completed third NHL season, third with Washington...Appeared in 75 games for Washington, recording 30 points (10-20-30)...Ranked ninth on team in scoring...Averaged 12:37 TOI...Scored the OT GWG Mar. 27 at TBL, his first goal since Feb. 16 at TB (14 games)...Tallied a pair of assists and a +4 rating Feb. 26 vs. MIN...Played in his 100th NHL game vs. NYI on Feb. 20...Scored lone PPG of the season vs. TBL on Feb. 16...Recorded points in consecutive games (2/15-16, 1-2-3)...Skated more


SEASON	TEAM	LEAGUE	GP	G	A	PTS	+/-	PIM	PPG	SHG	GWG	GP	G	A	PTS	PIM
1999-00	HC Vitkovice	CzRep-Jr.	46	9	13	22	-	6	-	-	-	-	-	-	-	-
2000-01	HC Vitkovice	CzR-U17	30	28	34	62	-	8	-	-	-	-	-	-	-	-
	HC Vitkovice	CzRep-Jr.	21	4	9	13	-	8	-	-	-	-	-	-	-	-
2001-02	HC Vitkovice	CzRep-Jr.	46	26	35	51	-	16	-	-	-	-	-	-	-	-
	TJ Novy	CzRep-3	8	3	2	5	-	8	-	-	-	7	3	4	7	35
2002-03	Moose Jaw	WHL	65	21	50	71	15	36	9	0	-	12	4	11	15	6
2003-04	Moose Jaw	WHL	60	33	42	75	28	32	10	2	-	10	3	4	7	10
2004-05	Portland	AHL	53	7	12	19	-5	14	2	0	2	-	-	-	-	-
2005-06	Washington	NHL	14	0	2	2	-7	0	0	0	0	-	-	-	-	-
	Hershey	AHL	57	30	33	63	15	32	13	3	6	20	11	21	32	15
2006-07	Washington	NHL	29	4	4	8	-6	8	1	0	1	-	-	-	-	-
	Hershey	AHL	45	22	29	51	10	22	7	3	3	19	5	16	21	10
2007-08	Washington	NHL	75	10	20	30	-7	18	1	0	1	2	0	0	0	0
2008-09	Washington	NHL	73	19	18	37	-3	20	7	0	4	14	3	1	4	4
2009-10	Washington	NHL	69	23	28	51	9	28	7	0	4	6	0	1	1	6
	Hershey	AHL	2	0	1	1	-2	0	0	0	0	-	-	-	-	-
2010-11	Washington	NHL	23	4	6	10	3	10	0	0	1	-	-	-	-	-
	Colorado	NHL	22	8	13	21	-1	8	3	0	1	-	-	-	-	-
2011-12	Florida	NHL	82	27	34	61	-7	26	6	0	4	7	1	2	3	2
2012-13	Florida	NHL	48	12	23	35	-10	16	2	1	2	-	-	-	-	-
NHL TOTALS			435	107	148	255	-29	134	27	1	18	29	4	4	8	12

PLAYERS

than 15 minutes 16 times, including a six-game span from Feb. 13-24...Recorded assists in back-to-back games Feb. 5-6...Capitals were 17-7-1 when he recorded a point...Five of 10 goals were team's first tallies of the game...Notched five multiple-point games...Posted back-to-back tallies (Nov. 8-10)...Played in two ECQF playoff games against PHI. **2006-07:** Completed second NHL season, second with Washington...Had eight points (4-4-8) in 29 games with Washington...Tallied one PPG...Scored six of eight points at home (3-3-6)...Notched a career-high four points (2-2-4) vs. TBL on Mar. 18, one of two four-point games by a Caps player on the year...Tallied goals in back-to-back games on Mar. 16 and Mar. 18 (3-0-3)...Skated in season-high 15:29 at TOR (Mar. 6)...Scored first NHL goal at NJD on Feb. 24...Skated in the Capitals' final 21 games after recall on Feb. 23...Registered first assist of the season Nov. 4 at PHI...Appeared in six consecutive games for the Caps from Nov. 4-15... Tallied seven points (4-3-7) in those games...Recorded 51 points (22-29-51) in 45 games for Hershey (AHL)...Finished sixth on the Bears in scoring...Scored seven PPG and three SHG for the Bears...Led Hershey with 21 points (5-16-21) in 19 playoff games...Led the AHL in playoff assists for the second straight year...Ranked third in the AHL in playoff scoring...Tied a Hershey playoff record with five points (1-4-5) in Game 5 vs. Wilkes-Barre/Scranton on May 11. **2005-06:** Completed first NHL season, first with Washington...Played 14 games with the Capitals in two recalls, recording two assists...Had three assists in Game 5 of the Calder Cup Finals (June. 11)...Had three AHL playoff games with at least three points, including a four-point game (2-2) against Milwaukee on June 3 in Game 2 of the finals...Scored both goals in a 2-0 win vs. Manchester (Feb. 18)...Posted his first career NHL point, an assist, vs. TOR on Nov. 6...Made his NHL debut Nov. 3 at PHI...Led Hershey in goals (30) and ranked second in points (63) in just 57 AHL games...Led the team with six GWG and was second with 13 PPG...Led all Hershey forwards and was second on the team with a +14 rating...Recorded a nine-game point streak from Oct.11-Nov.30...Had three three-point games during the regular season...Led the team in points (32) and assists (21) in the run to the Calder Cup...Led the AHL in playoff assists, while point total ranked second...**2004-05:** Played 53 games for Portland (AHL) in his first season of pro hockey...Finished 12th on the team in scoring with 19 points (7-12)...Two of his goals were PPs and two were GWG...Scored both Portland goals in a 3-2 overtime loss to Hartford Dec. 19.



PLAYERS



MATT GILROY

(MAT GIHL-roy)

97

DEFENSE • Shoots Right • 6-1, 201 • Born 7/20/84 in North Bellmore, NY

DRAFTED: Undrafted

HOW ACQUIRED: Signed as an unrestricted free agent on July 8, 2013.

MILESTONES

First NHL Game: 10/2/09 at Pittsburgh

First NHL Goal: 10/05/09 at New Jersey

First NHL Assist/Point: 10/19/09 vs San Jose

Most Goals, Game: 2, 12/27/10 versus NY Islanders

Most Assists, Game: 2 (times) 12/12/11 at New Jersey

Most Points, Game: 2 (6 times) 4/07/12 at New Jersey

Most Penalty Minutes, Game: 17, 10/25/09 at Florida

Gilroy vs. NHL:

Team	GP	G	A	PTS	PIM
Anaheim	3	0	1	1	2
Boston	10	0	2	2	2
Buffalo	9	0	1	1	2
Calgary	3	0	0	0	2
Carolina	14	1	0	1	6
Chicago	3	0	1	1	2
Colorado	3	0	0	0	0
Columbus	3	0	0	0	0
Dallas	3	0	1	1	0
Detroit	3	0	2	2	0
Edmonton	2	0	2	2	0
Florida	13	0	3	3	19
Los Angeles	3	0	0	0	0
Minnesota	4	0	1	1	0
Montreal	14	1	3	4	0
Nashville	3	0	0	0	0
New Jersey	17	3	4	7	6
NY Islanders	9	2	1	3	0
NY Rangers	4	0	1	1	0
Ottawa	9	0	1	1	2
Philadelphia	8	0	1	1	4
Phoenix	3	0	0	0	0
Pittsburgh	14	2	3	5	0
San Jose	3	0	1	1	2
St. Louis	4	0	0	0	2
Tampa Bay	10	0	3	3	0
Toronto	9	0	0	0	2
Vancouver	3	0	1	1	0
Washington	11	0	2	2	0
Winnipeg	12	0	1	1	6

NHL TOTALS: 209 ...10 ...36 ...46 ...61

CAREER:

2012-13: Completed his fourth NHL season, third with NY Rangers...Appeared in 15 games for NY Rangers...Played 34 games with Connecticut (AHL) recording 17 points (2-15-17).


2011-12: Completed third NHL season, split between Tampa Bay and Ottawa...Established career-highs in assists (17), points (20) and hits (59)...Ranked fourth among Ottawa defensemen in points and hits, and fourth on the team in blocked shots (75)...Recorded a career-high, four multi-point efforts, including three multi-assist performances...Ranked second among Tampa Bay defensemen in assists (15) and points (17) at the time of his trade on Feb. 27...Tallied eight points (one goal, seven assists) in a 12-game span from Dec. 12 vs. NJD to Jan. 17 vs. BOS...Registered a career-high, seven shots on goal on Jan. 5 vs. OTT...Skated in three playoff contests with Ottawa. **2010-11:** Completed second NHL season, second with NY Rangers...Established a career-high with a plus-five rating...The Rangers posted a record of 7-2-1 when he registered a point...Logged 15:31 of ice time while skating in his 100th career NHL game on Jan. 16 vs. PHI...Tallied his first career multi-goal game with two goals, including the game-winner vs. NYI on Dec. 27...Notched a goal while making his NHL playoff debut in Game 1 of the Eastern Conference Quarterfinals at WSH on Apr. 13. **2009-10:** Completed first NHL season, first with NY Rangers...Tied for sixth in the NHL among rookie defensemen in goals (four), seventh in blocked shots (77) and ninth in points (15)...Ranked fourth among team defensemen in goals...The Rangers posted a record of 8-4-2 when he recorded a point...Registered a career-high five blocked shots on Jan. 25 vs. PIT...Recorded his first career multi-point performance with two assists on Jan. 19 vs. TBL...Registered a career-high 17 penalty minutes, including his first career fighting major, on Nov. 29 at FLA...Recorded plus-two rating while making his NHL debut on Oct. 2 at PIT...Tallied his first career NHL assist on Oct. 19 vs. SJS...Tallied his first career NHL point with a goal, the game-winner, on Oct. 5 at NJD...Tallied four assists and 16 shots in a five-game stint with Hartford, including a four-game assist/point streak from Dec. 11 vs. Portland to Dec. 18 vs. Toronto. **2008-09:** Captured the Hobey Baker Award, given to the top player in collegiate hockey, and was named as a First Team All-American on Apr. 10...Became the second player in Boston University history to win

the Hobey Baker Award, as Rangers' Captain Chris Drury won the award in 1998 ...First defenseman in Hockey East history to be honored as a First Team All-Star three times...Led the Terriers to their fifth NCAA championship, assisting on the game-tying goal with 17 seconds remaining in regulation in the championship game on Apr. 11, after entering the tournament as the #1 seeded team... Established career-highs in games played (45), assists (29) and points (37)... Led all Hockey East defensemen in scoring and ranked third among all defensemen in the nation. **2007-08:** Named a First Team All-American...Also named a Hockey East First Team All-Star for the second straight year. **2006-07:** Established a career-high in goals (nine)...Named a Second Team All-American ...Honored as a Hockey East First Team All-Star. **2005-06:** Led all team defensemen, and tied for second on the team overall, with a plus-21 rating after making the team as a walk-on freshman.

INTERNATIONAL CAREER: 2010: Selected to represent Team USA at the 2010 World Championship in Germany ... Tied for first in scoring among USA defensemen with four points (three goals and one assist) in six games. Selected to represent Team USA, coached by John Tortorella and Mike Sullivan, at the 2008 World Championship in Halifax/Quebec City.



SEASON	TEAM	LEAGUE	GP	G	A	PTS	+/-	PIM	PPG	SHG	GWG	GP	G	A	PTS	PIM
2003-04	NY Apple Core	EJHL	35	6	14	20	-	18	-	-	-	-	-	-	-	-
2004-05	Walpole Jr. Stars	EJHL	55	24	29	53	-	20	-	-	-	-	-	-	-	-
2005-06	Boston University	H-East	36	2	6	8	-	8	-	-	-	-	-	-	-	-
2006-07	Boston University	H-East	39	9	17	26	-	14	-	-	-	-	-	-	-	-
2007-08	Boston University	H-East	40	6	15	21	-	12	-	-	-	-	-	-	-	-
2008-09	Boston University	H-East	45	8	29	37	-	12	-	-	-	-	-	-	-	-
2009-10	NY Rangers	NHL	69	4	11	15	0	23	0	0	1	-	-	-	-	-
	Hartford Wolf Pack	AHL	5	0	4	4	-2	4	0	0	0	-	-	-	-	-
2010-11	NY Rangers	NHL	58	3	8	11	5	14	0	0	1	5	1	0	1	2
2011-12	Tampa Bay	NHL	53	2	15	17	2	16	0	0	0	-	-	-	-	-
2011-12	Ottawa	NHL	14	1	2	3	0	2	0	0	0	3	0	0	0	0
2012-13	Connecticut	AHL	34	6	9	15	-16	14	4	0	0	-	-	-	-	-
	NY Rangers	NHL	15	0	0	0	-3	6	0	0	0	-	-	-	-	-
	NHL Totals		209	10	36	46	-	61	0	0	2	8	1	0	1	2



MARCEL GOC

(MAHR-sehl GAWCH)

57

CENTER • Shoots Left • 6-1, 205 • Born 8/24/83 in Calw, Germany.

DRAFTED: 2001 - 1st Round (20th overall) by the San Jose Sharks

HOW ACQUIRED: Signed as an unrestricted free agent on July 1, 2011.

MILESTONES

First NHL Game: 10/5/05 at Nashville

First NHL Goal/: 10/26/05 at Dallas

First NHL Assist/Point: 10/7/05 at Chicago

Most Goals, Game: 2, 11/18/10 at Montreal

Most Assists, Game: 2 (10 times), MR: 2/11/12 vs. New Jersey

Most Points, Game: 3, 12/19/09 at Calgary

Most Penalty Minutes, Game: 4 (6 times), MR: 3/18/10 vs. Minnesota

GOC vs. NHL:

Team	GP	G	A	PTS	PIM
Anaheim	35	3	5	8	2
Boston	9	1	0	1	2
Buffalo	8	2	1	3	4
Calgary	18	3	4	7	2
Carolina	12	4	2	6	4
Chicago	26	2	6	8	2
Colorado	16	3	4	7	2
Columbus	25	2	2	4	2
Dallas	31	1	3	4	14
Detroit	21	1	4	5	6
Edmonton	21	3	1	4	6
Florida	7	0	2	2	0
Los Angeles	29	2	5	7	4
Minnesota	20	5	3	8	14
Montreal	8	2	1	3	2
Nashville	14	2	2	4	4
New Jersey	9	1	3	4	2
NY Islanders	11	3	3	6	2
NY Rangers	8	2	1	3	2
Ottawa	8	3	0	3	0
Philadelphia	12	1	4	5	2
Phoenix	28	1	5	6	10
Pittsburgh	9	2	3	5	0
San Jose	6	1	2	3	0
St. Louis	22	2	5	7	4
Tampa Bay	13	2	5	7	2
Toronto	11	4	2	6	8
Vancouver	22	3	5	8	6
Washington	14	0	4	4	4
Winnipeg	15	0	6	6	2

NHL TOTALS 488...61...93.154...114

CAREER:

2012-13: Completed his eighth NHL season, second with Florida...Scored a goal Apr. 27 at TBL...Scored a goal Apr. 23 vs. NYR...Scored a goal Apr. 20 at NJD...Had a two point night (1-1-2) notching his 150th career point with an assist Apr. 16 at NYI...Had two-game point streak from Apr. 7-Apr. 11...Two game goal streak from Mar. 16-Mar. 19...Notched a goal and an assist Feb. 28 vs. BUF...Recorded an assist in season debut Jan. 31 vs WPG...Missed first six games of the season with a lower body injury.

2011-12: Completed his seventh NHL season, first with Florida...Finished with two points (1-1-2) Apr. 7 vs CAR...Recorded an assist Apr. 5 at WSH...Picked up assist Apr. 3 vs WPG...Had 3-game goal streak (3, 3/11-3/15)...Scored 50th career goal, assist, +2 Mar 13 vs TOR...Tallied goal Mar. 11 vs. CAR...Had a goal, +2 Feb 28 at TOR...Missed three games (lower body) 2/23-26...Matched career high with three-game assist streak (4, 2/9-2/12)...Had two assists Feb. 11 at NJD...Finished with two points (1-1-2) Jan. 18 at COL...Had three-game point streak (2-2-4, 1/5-1/9)...Picked up two points (1-1-2) Jan. 9 vs VAN...Goal in return to lineup Jan. 5 at NYR...Missed 22 games (upper body) 11/17-12/31...Won 11-of-15 faceoffs and a season-high +2 Nov. 8 at TOR...Played in 400th NHL game Oct. 31 vs. WPG...Won 12-of-16 faceoffs Oct. 24 at MTL...Had 17:01 TOI and a game-high three blocked shots Oct. 18 at WSH...Tallied the deciding goal in the shootout Oct. 15 vs. TBL...Recorded his first goal as a Panther Oct. 11 at PIT. Appeared in all seven playoff games...Scored game-tying goal in Game Seven on Apr. 26 vs. NJD...Tied career-high with two points (1-1-2) in Game Two on Apr. 15 vs. NJD. **2010-11:** Completed sixth NHL season, second with Nashville...Totalled 24 points (9-15-24) in 51 games...Matched career high with +10 rating. **2009-10:** Completed fifth NHL season, first with Nashville...Set career highs in goals (12), assists (18) and points (30)...Ranked third on the team with a career-high +10 rating... Also set career highs in average ice time (14:41), shots (118) and faceoffs won/taken (475-912, 52.1%)... Posted seven multi-point performances after entering the season with just four (in four seasons) to his credit... Amassed 20 (8-12-20) points in 34 road games vs. 10 points (4-6-10) in 39 home games...Tied for 10th among NHL forwards in road plus/minus rating (+11)... Posted his first career three-point performance (1-2) in his 300th NHL game on Dec. 19 at CGY... Missed seven games due to injury. **2008-09:** Completed fourth NHL season, fourth with San Jose... Led Sharks, and ranked fifth in the League in faceoff winning percentage (58.2%, min. 500 draws) in 2008-09... Posted a career high in hits (83) **2007-08:** Completed third NHL season, third with San Jose. **2006-07:** Completed second NHL season, second with San Jose...Led the Sharks, and ranked 12th in the league in face-off efficiency (55.2%, min. 600 draws)... Ranked second on the Sharks in takeaways (37) and third among S.J. forwards in blocked shots (37)... Posted a career high in penalty minutes (24)...Ranked third in the 2007 NHL Playoffs in faceoff winning percentage (58.5%, min. 100 draws)...Also ranked second among Shark forwards in blocked shots (9) while appearing in all 11 of the club's playoff games...Notched career highs in games played (81), PPG (2) and GWG (2) **2005-06:** Completed first NHL season, first with San Jose...Ranked third among Shark forwards in blocked shots (35)...Notched his

first two NHL assists on Oct. 7. at CHI...Appeared in all 11 of San Jose's Playoff contests, notching three assists. **2004-05:** Ranked second on the Cleveland Barons (AHL) in points (50) and assists (34)... Also led the Barons in power-play assists (16), and ranked fourth on the club in goals (16). **2003-04:** Tied for 16th among AHL rookies in points (16-21-37)...Tied for the league lead among rookies in GWG (5) with the Barons... Saw his first NHL action with San Jose during the NHL Playoffs, notching points in his first two games - an assist on the series-clinching goal during the WCQF vs. STL (Game Five), and the series clinching goal of the WCF vs. COL (Game Six).

INTERNATIONAL:

2010: Captained Germany to a fourth-place finish at the World Championship, the nation's best finish at the tournament in 72 years...Named one of Germany's three best players in the tournament as voted by coaches...Tallied two goals and four PIM for the Germans, while leading his team's forwards with 16:50 average TOI...Led Germany with two goals and three points in four games during the 2010 Vancouver Winter Olympics...Led all German forwards with 18:22 average TOI. **2008:** Represented Germany in three games at the World Championship. **2006:** Notched one goal in five games for Germany at the 2006 Torino Winter Olympics. **2005:** Netted two goals in six games for Germany at the World Championship. Posted one assist and two PIM for Germany at the World Cup of Hockey. **2003:** Recorded three points (1-2-3) in seven games at the World Championship. Totaled one goal and two assists with two PIM for Germany at the World Junior Championship. **2002:** Netted six points (4-2-6) in five games at the World Junior Championship. **2001:** Totaled two PIM in seven games at the World Championship. Posted one assist and two PIM in five games for Germany at the World Junior Championship. Posted six points (2-4-6) in six games at the Under-18 World Championship. **2000:** Posted two points (1-1-2) and two PIM in five games for Germany at the World Junior Championship. Totaled three points (2-1-3) and 10 PIM in six games at the Under-18 World Championship.



SEASON	TEAM	LEAGUE	GP	G	A	PTS	+	-	PIM	PPG	SHG	GWG	GP	G	A	PTS	PIM
1998-99	Schwenninger	Ger-Jr.	12	23	10	33			12	-	-	-	-	-	-	-	-
1999-00	Schwenninger	Germany	51	0	3	3			4				11	1	1	2	2
2000-01	Schwenninger	Germany	58	13	28	41			12	-	-	-	-	-	-	-	-
2001-02	Schwenninger	Germany	45	8	9	17			24	-	-	-	-	-	-	-	-
	Adler Mannheim	Germany	8	0	2	2			0	-	-	-	-	-	-	-	-
2002-03	Adler Mannheim	Germany	36	6	14	20			16	-	-	-	8	1	2	3	0
2003-04	Cleveland	AHL	78	16	21	37	3	24	0	1	5		-	-	-	-	-
	San Jose	NHL	-	-	-	-	-	-	-	-	-	-	5	1	1	2	0
2004-05	Cleveland	AHL	76	16	34	50	6	28	5	3	1		-	-	-	-	-
2005-06	San Jose	NHL	81	8	14	22	-7	22	2	0	2		11	0	3	3	0
2006-07	San Jose	NHL	78	5	8	13	-2	24	0	1	0		11	2	1	3	4
2007-08	San Jose	NHL	51	5	3	8	-15	12	0	0	0		4	0	0	0	2
2008-09	San Jose	NHL	55	2	9	11	-6	18	0	0	1		6	0	0	0	2
2009-10	Nashville	NHL	73	12	18	30	10	14	0	0	1		6	0	1	1	2
2010-11	Nashville	NHL	51	9	15	24	10	6	0	1	2		-	-	-	-	-
2011-12	Florida	NHL	57	11	16	27	5	10	3	0	1		7	2	3	5	0
2012-13	Florida	NHL	42	9	10	19	-6	8	4	0	1		-	-	-	-	-
	NHL TOTALS		488	61	93	154	-11	114	9	2	8		50	5	9	14	10



SCOTT GOMEZ

(SKAWT GOH-mehz)

23

CENTER • Shoots Left • 5-11, 198 • Born 12/23/79 in Anchorage, AK

DRAFTED: 1998 - 1st Round (27th overall) by the New Jersey Devils

HOW ACQUIRED: Signed as an unrestricted free agent on July 31, 2013.

MILESTONES

First NHL Game: 10/1/09 at Toronto

First NHL Goal: 10/6/09 at Calgary

First NHL Assist/Point: 10/3/09 at Buffalo

Most Goals, Game: 3 (2 times), MR: 12/31/05 vs Toronto

Most Assists, Game: 5, 3/30/03 vs NY Islanders

Most Points, Game: 5 (3 times), MR: 3/3/04 at Florida

Most Penalty Minutes, Game: 24, 10/19/02 at Carolina

GOMEZ vs. NHL:

Team	GP	G	A	PTS	PIM
Anaheim	19	3	9	12	4
Boston	47	11	23	34	16
Buffalo	52	10	19	29	36
Calgary	16	3	10	13	6
Carolina	43	4	33	37	56
Chicago	15	1	8	9	10
Colorado	18	4	11	15	6
Columbus	11	0	7	7	18
Dallas	18	0	7	7	6
Detroit	14	1	5	6	0
Edmonton	16	1	10	11	4
Florida	43	8	27	35	12
Los Angeles	15	2	9	11	10
Minnesota	15	1	12	13	20
Montreal	34	6	31	37	16
Nashville	16	3	8	11	4
New Jersey	23	4	13	17	24
NY Islanders	65	14	34	48	42
NY Rangers	51	17	29	46	55
Ottawa	45	4	20	24	22
Philadelphia	62	12	35	47	51
Phoenix	15	4	7	11	4
Pittsburgh	66	12	41	53	36
San Jose	12	2	5	7	0
St. Louis	14	3	8	11	10
Tampa Bay	45	10	28	38	34
Toronto	47	9	28	37	30
Vancouver	16	1	5	6	8
Washington	44	10	22	32	24
Winnipeg	44	11	26	37	38

NHL TOTALS941 ...171...530...701 ...602

CAREER:

2012-13: Completed his 13th NHL season, first with San Jose....Appeared in 39 games with San Jose scoring two goals with nine assists....Skated in nine playoff contests with San Jose recording two assists....Played in 11 games with Alaska (ECHL) registering 13 points (6-7-13).

2011-12: Completed his 12th NHL season, third with Montreal...Suffered upper body injury Mar. 12 at BUF....Appeared in his 900th career NHL game and notched an assist Mar. 8 at EDM....Returned to action on Jan. 14 vs. OTT after missing 21 games with a lower body injury suffered on Nov. 23 at CAR...Recorded two assists Nov. 19 vs. NYR...Missed nine games with an upper body injury suffered on Oct. 20 at PIT.

2010-11: Completed his 11th NHL season, second with Montreal...Had a 5-game assist streak (Dec. 15 - 23, 1-7-8)...Ranked tied for first on the team in Dec. (with M. Cammalleri) with 13 points (3-10-13)...Led the team in assists (10) in Dec.

2009-10: Completed 10th NHL season, first with the Montreal...Had a 5-game point streak (Dec. 23-31, 1-8-9)...Ranked tied for fourth in the NHL with 13 assists in Dec...Led the team with 12 assists in March (tied for 9th in the NHL), and for points in Feb.

(7) and March (14)...Had a 3-game point streak in the playoffs (April 28 to May 2), posting a 0-5-5 record... Ranked third with 188 faceoffs won and tied for ninth in assists (12) and penalty minutes (25) in the playoffs in the NHL. **2008-09:** Completed ninth NHL season, second season with the NY Rangers...Established career-highs in shots on goal (271) and game-winning goals (7)...Led the Rangers in assists (42) and shots on goal...Recorded 12 multi-point games.

2007-08: Completed eighth NHL season, first season with the Rangers...Led the team in assists (54), ranked 2nd in points (70), 3rd in shots on goal (242) and tied for 3rd in powerplay goals (7)...Named to the NHL Eastern Conference All-Star Team on Jan. 11, his 2nd career All-Star Game selection (2000).

2006-07: Completed seventh NHL season, seventh with New Jersey...Tied for second on team with 47 assists...Led the Devils in face-off percentage (52.2%), ranked first among team forwards in average ice time (18:55) and placed second on the club with a career-high 248 shots on goal...Led the Devils with 10 assists and 14 points in the playoffs.

2005-06: Completed sixth NHL season, sixth with New Jersey...Ranked second on team in scoring with 84 points...Recorded his second career hat trick on Dec. 31 vs. TOR.

2004-05: Led the ECHL with 73 assists and 86 points... Named ECHL Most Valuable Player and selected to the ECHL's First All-Star Team... **2003-04:** Completed fifth NHL season, fifth with New Jersey...Led the Devils and tied for first in the league with 56 assists...Ranked second on the team with 70 points...Led Devils to win the Stanley Cup for a second time...Posted a career-high +18 mark...Was the league's leading scorer with nine goals and 32 assists for 41 points in 29 games following the All-Star Break...Named NHL Offensive Player of the Month for March, posting 6 goals and 16 assists for 22 points in 16 games...Became the first player in Devils' history to register two 5-point games in a single season on March 3 at FLA and Feb. 21 at NYR.

2002-03: Completed fourth NHL season, fourth with New Jersey...Led the club with 42 assists...Tied for second on team with 55 points...Tallied a career-high five assists on Mar. 30 vs. NYI.

2001-02: Completed third NHL season, third with New

Jersey...Skated in his 200th career NHL game on Jan. 9 vs. CGY. **2000-01:** Completed second NHL season, second with New Jersey...Ranked fourth on the team with 63 points and 2nd with 49 assists. **1999-00:** Completed first NHL season, first with New Jersey...Led Devils to Stanley Cup win...Became the second Devils player to receive the Calder Trophy (Martin Brodeur)...Named to the NHL All-Rookie Team...Ranked 2nd on the team and 1st among rookies with 70 points...Led New Jersey and NHL rookies with 51 assists and 27 powerplay points...Established a Devils rookie record for assists in a season... Represented North America at the NHL All-Star Game...Made NHL debut Oct. 2 at ATL



SEASON	TEAM	LEAGUE	GP	G	A	PTS	+/-	PIM	PPG	SHG	GWG	GP	G	A	PTS	PIM
1997-98	Tri-City	WHL	45	12	37	49		57				10	6	13	19	31
1998-99	Tri-City	WHL	58	30	78	108	43	55	9	1	1	23	4	6	10	4
1999-00	New Jersey	NHL	82	19	51	70	14	78	7	0	1	25	5	9	14	24
2000-01	New Jersey	NHL	76	14	49	63	-1	46	2	0	4	-	-	-	-	-
2001-02	New Jersey	NHL	76	10	38	48	-4	36	1	0	1	24	3	9	12	2
2002-03	New Jersey	NHL	80	13	42	55	17	48	2	0	4	5	0	6	6	0
2003-04	New Jersey	NHL	80	14	56	70	18	70	3	0	1	4	1	3	4	4
2004-05	Alaska	ECHL	61	13	73	86	26	69	1	1	1	9	5	4	9	6
2005-06	New Jersey	NHL	82	33	51	84	8	42	9	0	5	11	4	10	14	14
2006-07	New Jersey	NHL	72	13	47	60	7	42	4	0	1	10	4	7	11	8
2007-08	NY Rangers	NHL	81	16	54	70	3	36	7	0	3	7	2	3	5	4
2008-09	NY Rangers	NHL	77	16	42	58	-2	60	3	1	7	19	2	12	14	25
2009-10	Montreal	NHL	78	12	47	59	1	60	5	0	1	7	0	4	4	2
2010-11	Montreal	NHL	80	7	31	38	-15	48	3	0	2	-	-	-	-	-
2011-12	Montreal	NHL	38	2	9	11	-9	14	2	0	1	-	-	-	-	-
2012-13	Alaska	ECHL	11	6	7	13	4	12	2	0	3	9	0	2	2	6
	San Jose	NHL	39	2	13	15	-10	22	0	0	0	149	29	72	101	95
	NHL TOTALS		941	171	530	701	27	602	48	1	31					

ERIK GUDBRANSON

44

(AIR-ihk guhd-BRAN-sun)

DEFENSEMAN • Shoots Right • 6-4, 195 • Born 3/28/92 in Ottawa, Ontario

DRAFTED: 2010 - 1st round (3rd overall) by the Florida Panthers

HOW ACQUIRED: Florida's first selection (3rd overall) in the 2010 NHL Entry Draft.

MILESTONES

First NHL Game: 10/8/11 at NY Islanders

First NHL Goal: 12/11/11 at NY Rangers

First NHL Assist/Point: 12/1/11 at Los Angeles

Most Goals, Game: 1 (2 times), MR: 12/27/11 vs. Toronto

Most Assists, Game: 1 (9 times), MR: 3/5/13 vs. Winnipeg

Most Points, Game: 1 (12 times), MR: 3/5/13 vs. Winnipeg

Most Penalty Minutes, Game: 19, 10/15/11 vs. Tampa Bay

GUDBRANSON vs. NHL:

Team	GP	G	A	PTS	PIM
Anaheim	1	0	0	0	0
Boston	8	0	0	0	4
Buffalo	6	0	1	1	2
Calgary	9	0	0	0	7
Carolina	9	0	0	0	10
Chicago	1	0	0	0	0
Colorado	1	0	0	0	0
Columbus	1	0	0	0	0
Dallas	1	0	0	0	0
Detroit	1	0	0	0	0
Edmonton	1	0	0	0	0
Florida	7	0	0	0	7
Los Angeles	2	0	1	1	0
Minnesota	2	0	0	0	0
Montreal	6	0	1	1	18
Nashville	1	0	0	0	0
New Jersey	3	0	1	1	0
NY Islanders	6	0	0	0	6
NY Rangers	6	1	1	2	2
Ottawa	3	0	0	0	2
Philadelphia	6	0	1	1	9
Phoenix	1	0	0	0	2
Pittsburgh	6	0	1	1	7
San Jose	1	0	0	0	0
St. Louis	1	0	0	0	0
Tampa Bay	8	0	0	0	26
Toronto	5	1	1	2	2
Vancouver	1	0	0	0	0
Washington	10	0	1	1	17
Winnipeg	8	0	1	1	14

NHL TOTALS 104.....2...10 12.. 125

CAREER:

2012-13: Completed his second NHL season, second with Florida...Played in 100th NHL game on Apr. 7 vs. OTT...Picked up an assist Mar. 5 vs WPG...Recorded a season-high of six hits Feb. 26 vs. PIT...Posted an assist Feb. 21 at PHI...Recorded first point of the season (assist) on Feb. 12 vs. WSH...Recorded a shot on 21:02 TOI in season debut Feb. 7 at PHI. Appeared in two games conditioning assignment with San Antonio.

2011-12: Completed his first NHL season, first with Florida...Led team in hits (154)...Registered an assist, +1, four shots, three hits and fight (R. White) Mar 27 at MTL...Had two shots Mar 21 at CAR...Finished with six hits Mar 20 at PHI...Picked up assist, +1 Mar 17 vs. BUF...Had career-high +2 and assist Feb 28 at TOR...Finished with +1 rating and one shot Feb 25 at CAR...Had career-high seven hits Feb 23 vs. MIN...Had career-high 21:16 TOI Feb 15 vs OTT...Finished with 20:25 TOI Feb 9 vs. LAK...Had 20:08 TOI Jan 24 vs. PHI...Had assist and six hits Dec 30 vs. NYR...Tallied goal on two shots Dec 27 vs. TOR...Missed two games (lower body) 12/13-12/16...Recorded first NHL goal Dec 11 at NYR...Earned first career NHL point and tied career high with +1 rating Dec 1 at LAK...Had career-high five shots Nov 23 vs. NYR...Had career-high three blocked shots Oct 27 at OTT...Registered three hits in 16:51 TOI Oct 20 vs. BUF...Recorded 5 PIM for fighting in second straight game Oct 17 at TBL...Totaled career-high 19 PIM, had first career fight (S. Downie) Oct 15 vs. TBL...Made NHL debut Oct. 8 at NYI. Played in all seven playoff games...Career-high TOI in Game Seven vs. NJD 21:04...Made playoff debut in Game One on Apr. 13 vs. NJD **2010-11:** Completed his third OHL season, third with Kingston Frontenacs...Played in 44 games, registering 12 goals, 22 assists, 34 points, was -1 and finished second on Kingston in PIMs with 105...Played in five playoff games, finishing with one goal, three assists, four points, was -3 and 10 PIM. **2009-10:** Completed his second OHL season, second with Kingston Frontenacs...Played in 41 games, registering 2 goals, 21 assists, 23 points, was +11, with 68 PIMs...Competed in seven Playoff games for Kingston, finishing with one goal, two assists, three points, was 0 with 6 PIMs...Was planned to be part of CHL Top Prospects game, but was unable to play due to illness. **2008-09:** Completed his rookie season in the OHL with Kingston Frontenacs...Played in 63 games, registering three goals, 19 assists, 22 points was -16 with 69 PIMs.

International:

2011: A member of the Silver-Medal winning WJC Canada team where he finished three goals, two assists, five points was +8 and 4 PIMs in seven games played. **2009:** Named Captain of Team Ontario in U-17 Championships and was a member of Team Canada in U-18 Championships.



SEASON	TEAM	LEAGUE	GP	G	A	PTS	+/-	PIM	PPG	SHG	GWG
2008-09	Kingston	OHL	63	3	19	22	-16	69	2	0	0
2009-10	Kingston	OHL	41	2	21	23	11	68	1	1	0
2010-11	Kingston	OHL	44	12	22	34	-1	105	4	0	0
2011-12	Florida	NHL	72	2	6	8	-19	78	0	0	0
2012-13	Florida	NHL	32	0	4	8	-19	78	0	0	0
NHL TOTALS			104	2	10	12	-41	125	0	0	0

GP	G	A	PTS	PIM
-	-	-	-	-
7	1	2	3	6
5	1	3	4	10
7	0	0	0	8
-	-	-	-	-
7	0	0	0	8



JONATHAN HUBERDEAU

11

(JAW-nah-thin HOO-behr-doh)

LEFT WING • Shoots Left • 6-1, 171 • Born 6/4/93 in St. Jerome, Quebec

DRAFTED: 2011 - 1st Round (3rd overall) by the Florida Panthers

HOW ACQUIRED: Florida's first selection (3rd overall) in the 2011 NHL Entry Draft.

MILESTONES

First NHL Game: 1/19/13 vs. Carolina

First NHL Goal/: 1/19/13 vs. Carolina

First NHL Assist/Point: 1/19/13 vs. Carolina

Most Goals, Game: 2 (3 times), MR: 3/03/13 vs. Carolina

Most Assists, Game: 3 4/27/13 at Tampa Bay

Most Points, Game: 3 (2 times), MR: 4/27/13 at Tampa Bay

Most Penalty Minutes, Game: 2 (9 times), MR: 4/23/13 vs. NY Rangers

HUBERDEAU vs. NHL:

Team GP G A PTS PIM

Anaheim
Boston	0	0
Buffalo	3	1
Calgary
Carolina	4	3
Chicago
Colorado
Columbus
Dallas
Detroit
Edmonton
Florida
Los Angeles
Minnesota
Montreal	3	0
Nashville
New Jersey	3	0
NY Islanders	3	0
NY Rangers	3	1
Ottawa	3	0
Philadelphia	3	2
Phoenix
Pittsburgh	3	0
San Jose
St. Louis
Tampa Bay	5	1
Toronto	3	0
Vancouver
Washington	4	2
Winnipeg	5	4

NHL TOTALS...48...14...17...31...18

CAREER:


2012-13: Completed his first NHL season, first with Florida...Became first player in franchises history to win Calder Memorial Trophy...Named to NHL-All Rookie Team...Recorded most points (31) as a teenager in Panther history...Recorded season-high three assists Apr. 27 at TBL...Scored a goal Apr. 18 at NYR...Recorded an assist Apr. 7 vs. OTT...Notched two assists Mar. 30 vs. NJ...Scored a goal and added an assist Mar. 28 vs BUF...Became the first Panther to score on two penalty shots in one season, recording his second penalty shot goal Mar. 5 vs. CAR...Recorded the third two-goal game of his career Mar. 3 vs. CAR...Named NHL Rookie of the Month for February, posting nine points (6-3-9) in 13 games...Tied franchise record for points in a game for rookie, including first GWG on penalty shot (2-2-4) on Feb. 21 at PHI...Recorded first two-goal game of his NHL career Feb. 12 vs. WSH...Netted SO winner Feb. 8 at PHI...Recorded points in three straight games (2-1-4; 1/31-2/5)...Scored a goal and added two assists in his NHL debut Jan. 19 vs. CAR...Played in 30 games for Saint John (QMJHL) scoring 45 points (16-29-45).

2011-12: Completed third QMJHL season, third with Saint John Sea Dogs, serving as team Captain...Suffered injury (broken foot), missed 31 games...Finished the season playing 37 games with 72 points (30-42-72), finishing third on his team in scoring and ended the season with a +53 rating and 50 PIMs...Led the NHL preseason in Powerplay Goals. Led all Florida Panthers in preseason points with three goals, all on the powerplay, one assist, four points in five games. Played in 15 Playoff games for Saint John...Recorded 21 points (10-11-21) with a +11 rating and 18 PIMs, winning the President's Cup against Rimouski in four games...Advanced to the Memorial Cup Tournament for the second straight year. **2010-2011:** Completed second QMJHL season, second with Saint John Sea Dogs...Played in 67 games, registering 43 goals, 62 assists, 105 points and finished third in the league in points...Named to the QMJHL first-All-Star Team...Played in 19 playoff games, scoring 16 goals, 14 assists and 30 points, winning a Memorial Cup and being named Memorial Cup MVP in the process. **2008-2009:** Completed first QMJHL season, first with Saint John Sea Dogs...Played in 61 games, scored 15 goals and added 20 assists for 35 points...In 21 playoff games for the Sea Dogs, he scored 11 goals, seven assists for 18 points.

INTERNATIONAL: 2012 WJC: Represented Team Canada in the WJC, winning a Bronze Medal, finishing the tournament with one goal and eight assists with a +8 rating and 16 PIMs. Named Captain of Team Canada for Canada-Russia Challenge. Lead team Canada with five points (2-3-5) in three games played. **2009:** Huberdeau played for Team Quebec at the World U-17 Hockey Challenge, picking up two goals and one assist for three points in five games.



SEASON	TEAM	LEAGUE	GP	G	A	PTS	+/-	PIM	PPG	SHG	GWG	GP	G	A	PTS	PIM
2009-10	Saint John's	QMJHL	61	15	20	35	28	43	3	0	0	21	11	7	18	22
2010-11	Saint John's	QMJHL	67	43	62	105	59	88	13	3	7	19	16	14	30	16
2011-12	Saint John's	QMJHL	37	30	42	72	53	50	7	1	6	15	10	11	21	18
2012-13	Florida	NHL	48	14	17	31	-15	18	2	0	1	-	-	-	-	-
	NHL Totals		48	14	17	31	-15	18	2	0	1					



ED JOVANOVSKI

(EHD joh-van-OHV-skee)

55

DEFENSEMAN • Shoots Left • 6-3, 221 • Born 6/26/76 in Windsor, Ontario

DRAFTED: 1994 - 1st Round (1st overall) by the Florida Panthers

HOW ACQUIRED: Signed as an unrestricted free agent on July 1, 2011.

MILESTONES

First NHL Game: 11/2/95 at Philadelphia

First NHL Goal: 12/2/95 at Hartford

First NHL Assist/Point: 11/5/95 vs. Tampa Bay

Most Goals, Game: 3, 11/03/10 at Phoenix

Most Assists, Game: 4, 1/16/10 vs. Minnesota

Most Points, Game: 4 (2 times), MR: 1/16/10 vs. Minnesota

Most Penalty Minutes, Game: 27, 10/11/03 vs. Edmonton

JOVANOVSKI vs. NHL:

Team	GP	G	A	PTS	PIM
Anaheim	53	6	14	20	46
Boston	30	1	11	12	34
Buffalo	29	6	7	13	82
Calgary	57	3	13	16	92
Carolina	29	5	7	12	32
Chicago	45	11	14	25	83
Colorado	53	7	15	22	66
Columbus	34	5	20	25	36
Dallas	54	9	21	30	59
Detroit	44	8	16	24	73
Edmonton	53	3	24	27	67
Florida	10	2	2	4	15
Los Angeles	56	7	32	39	66
Minnesota	39	5	12	17	50
Montreal	27	2	7	9	55
Nashville	36	8	12	20	43
New Jersey	30	2	5	7	38
NY Islanders	33	3	11	14	38
NY Rangers	34	4	10	14	32
Ottawa	29	4	6	10	23
Philadelphia	32	4	10	14	69
Phoenix	32	5	14	19	25
Pittsburgh	31	3	3	6	43
San Jose	58	5	22	27	73
St. Louis	43	7	13	20	52
Tampa Bay	31	1	13	14	58
Toronto	26	3	16	19	24
Vancouver	22	3	3	6	30
Washington	29	4	3	7	24
Winnipeg	12	0	3	3	24

NHL TOTALS: 1091...136...359...495 1452

CAREER:

2012-13: Completed his 17th NHL season, sixth with Florida...Placed on Injured Reserve (lower body) on Mar. 19...Returned to action after missing 21 games due to injury (lower body), Mar. 16 vs. NYI...Placed on Injured Reserve (lower body) on Feb. 1...Recorded first point (assist) of season Jan. 26 vs. PHI...Named seventh captain in franchise history on Jan. 18.

2011-12: Completed his 16th NHL season, fifth with Florida...Recorded a goal in 19:17 TOI Apr. 5 at WSH...Had an assist Mar. 21 at CAR...Recorded assist Mar. 17 vs. BUF...Finished with an assist, +1 Mar. 13 vs. TOR...Had four hits Mar. 8 at PHI...Finished with 18:22 TOI in return Feb. 23 vs. MIN...Missed 14 games (hand) 1/18-2/19...Underwent hand surgery Jan. 20...Left game in first period after first fight of season (D. Paille) Jan. 16 vs. BOS...Tied season-high with two assists Dec. 18 vs. CAR...Had season-high 20:24 Dec. 16 vs. CGY...Blocked season-high four shots on 19:10 TOI Nov. 29 vs. CAR...Had assist on three shots Nov. 13 vs. PHI...Had +3 rating Nov. 8 at TOR...Had goal, +2 and season-high three hits Nov. 3 vs. CHI...Missed first game of season with a lower-body injury Oct. 20 vs. BUF...Recorded 350th career assist on his second helper Oct. 17 at TBL...Had Panthers first home goal of season and two hits in 18:46 TOI Oct. 15 vs. TBL. Goal marked a span of 4,670 days or 12 years, nine months and 14 days since his last marker in a Panthers jersey (1/1/99 vs. CAR)...Skated 16:55 in his first game back with Florida Oct 8 at NYI. Appeared in all seven playoff games...Series-high TOI 20:14 in Game Six, Apr. 24 at NJD...Recorded game-high seven hits and three blocked shots in Game Two, Apr. 15 vs. NJD. **2010-11:** Completed his 15th NHL season, fifth with Phoenix...Third on the team in blocked shots (88)...Fourth among Coyotes defensemen in scoring (5-9-14)...Missed 20 games (Feb. 19-Apr. 1) with an upper body injury...Missed four games (Feb. 2-9)...Scored a goal at MIN. Jan. 2; first since Dec. 1 at MIN...Played in his 1,000 career NHL game at DAL, Dec. 26...Registered a goal at MIN, Dec. 1, first goal since hat trick vs. NSH, Nov. 3...Recorded season-high six blocked shots vs. STL, Nov. 13...Scored the first hat trick of his career (979 games) against NSH, Nov. 3...Wore the "C" from Oct. 21-25 while Shane Doan was suspended...Recorded three blocked shots in Game 3 of 2011 NHL Playoffs. **2009-10:** Completed 14th season in NHL, fourth with Phoenix. Recorded 10-24-34 in 66 games...Ranked second among Coyotes defensemen in goals and points and 3rd in assists...Also ranked second on the team in blocked shots (108) and third in average TOI (21:37)...Picked up an assist at VAN, Mar. 30, to record his 150th point as a Coyote...Collected two assists vs. COL, Mar. 27...Scored his 10th goal of the season vs. EDM, Feb. 8...Scored the game-tying goal with 0:23 remaining in 3rd period at DET, Jan. 26, as the team went on to a 5-4 OT win...Registered a career-high four assists vs. MIN, Jan. 16...Notched two assists at SJ, Dec. 28...Picked up two assists vs. CBJ, Dec. 21...Returned from a two-game suspension on Dec. 14 and collected two assists at DET...Scored a goal in win vs. OTT, Dec. 5...Compiled a three-game point streak (1-4-5) from Oct. 24-28...Scored

a goal for second straight game, Oct. 17 vs. BOS...Scored the GWG in OT and added an assist in 3-2 win vs. STL, Oct. 15...Scored the GWG, his first goal of the season, in 3-0 win at PIT, Oct. 7...2010 Playoffs: Appeared in all seven of the Coyotes' postseason games vs. DET...Scored a goal in Game 5, Apr. 23...Entered the 2010-11 season ranked among the top 10 defensemen in Coyotes/Jets franchise history in goals (7th, 42), assists (9th, 108) and points (8th, 150) by a blue-liner... Has played in five NHL All-Star Games during his career (2001, 2002, 2003, 2007 and 2008). **2008-09:** Completed 13th season in NHL, third with Phoenix...Recorded 9-27-36 and 106 PIM while appearing in all 82 games for the Coyotes...Led all Coyotes defensemen in goals, assists and points...Played in all 82 games for the second time in his career and was one of only three Coyotes players (Doan, Michalek) to do so in 2008-09...Ranked second on the team in PPG (6), SOG (194), average time on ice (22:09) and PIM... Also ranked T-2nd on the team in PP points (18), PP assists (12) and hits (132) and ranked 3rd in blocked shots (112), T-3rd in assists and T-4th in points...Tied his career-high with three GWG...Finished with seven multi-point games...Appeared in his 900th career NHL game at LAK, Apr. 4... Registered a goal and an assist in a 2-1 win vs. LAK, Apr. 2...Collected a goal, assist and a season-high 14 PIM at DET, Feb. 4...Scored the GWG and was +3 in a 6-3 win vs. DET, Jan. 20...Compiled a four-game point streak (1-4-5) from (11/29-12/6)...Scored his first goal of the season (PP, GWG) at CGY, Nov. 4... **2007-08:** Completed 12th season in NHL, second with Phoenix... Played in 80 games for the Coyotes, finishing with 51 points (12-39-51) and 73 PIM... Established new career high in points (51)...Ranked second on the team in assists (39) and fourth in points (51)... Led the team in TOI/game (22:32) and tied for team-lead in PP points (27)...Recorded his 50th point of the season with a goal on vs. ANA, Mar. 22... Collected a goal and an assist while playing in his 800th NHL game on at LAK, Feb. 18...Registered 1-2-3 vs. LAK, Feb. 16...Appeared in his fifth career All-Star Game on Jan. 27 in ATL...Registered a career-high four points (1-3-4) vs. SJS, Jan. 15...Scored his 100th NHL goal vs. DET, Dec. 29... Collected three assists vs. LAK, Nov. 21...Registered 1-2-3 vs. DAL, Nov. 8... Scored his first goal of the season and collected an assist vs. ANA, Nov. 3... Recorded two assists while playing in his 750th NHL game vs. DAL, Oct. 27... Collected his first point of the season with an assist vs. MIN, Oct. 13. **2006-07:** Completed 11th season in NHL, first with



SEASON	TEAM	LEAGUE	GP	G	A	PTS	+	-	PIM	PPG	SHG	GWG	GP	G	A	PTS	PIM
1991-92	Windsor Bantam	Minor-ON	50	25	40	65	-	88	-	-	-	-	-	-	-	-	-
1992-93	Windsor	OHA-B	48	7	46	53	-	88	-	-	-	-	-	-	-	-	-
1993-94	Windsor	OHL	62	15	36	51	-	221	-	-	-	-	4	0	0	0	15
1994-95	Windsor	OHL	50	23	42	65	-	198	-	-	-	-	9	2	7	9	39
1995-96	Florida	NHL	70	10	11	21	-3	137	2	0	2	2	22	1	8	9	52
1996-97	Florida	NHL	61	7	16	23	-1	172	3	0	1	1	5	0	0	0	4
1997-98	Florida	NHL	81	9	14	23	-12	158	2	1	3	3	-	-	-	-	-
1998-99	Florida	NHL	41	3	13	16	-4	82	1	0	1	1	-	-	-	-	-
	Vancouver	NHL	31	2	9	11	-5	44	0	0	0	0	-	-	-	-	-
1999-00	Vancouver	NHL	75	5	21	26	-3	54	1	0	1	1	-	-	-	-	-
2000-01	Vancouver	NHL	79	12	35	47	-1	102	4	0	2	2	4	1	1	2	0
2001-02	Vancouver	NHL	82	17	31	48	-7	101	7	1	3	3	6	1	4	5	8
2002-03	Vancouver	NHL	67	6	40	46	19	113	2	0	1	1	14	7	1	8	22
2003-04	Vancouver	NHL	56	7	16	23	2	64	2	0	1	1	7	0	4	4	6
2005-06	Vancouver	NHL	44	8	25	33	-8	58	6	0	2	2	-	-	-	-	-
2006-07	Phoenix	NHL	54	11	18	29	-6	63	6	0	1	1	-	-	-	-	-
2007-08	Phoenix	NHL	80	12	39	51	-13	73	8	0	2	2	-	-	-	-	-
2008-09	Phoenix	NHL	82	9	27	36	-15	106	6	0	3	3	-	-	-	-	-
2009-10	Phoenix	NHL	66	10	24	34	-12	55	5	0	2	2	7	1	0	1	4
2010-11	Phoenix	NHL	50	5	9	14	4	39	1	0	1	1	4	0	1	1	2
2011-12	Florida	NHL	66	3	10	13	-11	31	1	0	0	0	7	0	0	0	4
2012-13	Florida	NHL	6	0	1	1	-4	0	0	0	0	0	-	-	-	-	-
FLORIDA TOTALS:			325	32	65	97	-35	580	9	1	7	7	34	1	8	9	60
NHL TOTALS			1,091	136	359	495	-80	1,452	57	2	26	26	76	11	19	30	102

PLAYERS


Phoenix... Appeared in 54 games and recorded 11-18-29 in his first season with the Coyotes... Led all Coyotes defensemen in scoring and ranked 4th in points on the team (29)...Also ranked second in PPG (6), 2nd in average TOI (23:08), T-2nd in PP points (14), 4th in blocked shots (71), T-fourth in goals (11), fifth in shots (135) and fifth in shooting percentage (8.1%)... Led the team in TOI in 22 of the 54 games he played in... Missed the final 22 games of the season due to a groin injury... Recorded his 200th NHL assist at CBJ, Feb. 6... Played in his fourth career NHL All-Star Game in DAL, recording two assists...Scored two goals and added an assist while also posting season-highs in shots (8) and TOI (28:13) vs. STL, Jan. 15... Recorded a three-game point streak (1-3-4) from Jan. 7 - Jan. 11... Collected a goal and an assist in a 5-2 win over DAL, Jan. 9... Missed five games with a groin injury, Dec. 21 - Dec. 30... Registered a goal and an assist vs. CBJ, Dec. 14... Scored a goal in back-to-back games on Dec. 7 (at CHI) and Dec. 9 (vs. DAL)... Put together a three-game point streak (0-3-3) from Nov. 25 - Dec. 1... Notched three points on a goal and two assists at ANA, Nov. 19... Scored the GWG and added an assist in a 6-4 win over LAK, Nov. 4...Recorded his first goal as a Coyote at CBJ, Oct. 9...Picked up two assists in his first game in a Coyotes uniform on Opening Night vs. NYI, Oct. 5. **2005-06:** Completed 10th season in NHL, seventh with Vancouver. Played in 44 games, recording 8-25-33 and 58 PIM... Ranked 11th among NHL defensemen in points per game at .75 (minimum 10 games played)...Returned after missing 27 games due to a groin injury and scored GWG, Apr. 8 vs. CGY...Out with groin injury, Dec. 31 - Apr. 3...Led the team in scoring (1-2-3) vs. NSH, Dec. 28...Collected three assists and led the team in scoring vs. EDM, Dec. 21... Was named the Molson Cup Three Star award winner for the month of November...Recorded his 300th and 301st NHL career points (1-1-2) at SJ, Nov. 16...Recorded two points (1-1-2) vs. MIN, Nov. 2... Scored a goal and an assist, Oct. 22 vs. COL...Scored his first goal of the season and added an assist vs. PHX, Oct. 20...Registered three assists, Oct. 16 vs. DAL... Recorded two assists and led the team in ice time (31:08), Oct. 8 at EDM... Led Canucks' defensemen in scoring for three consecutive seasons from 2001-03 and was honored with the Walter "Babe" Pratt Award as the Canucks' top defenseman in each of those campaigns...In 2001-02, ranked second among NHL defensemen with 17 goals and set career highs in both goals and points (48)...Ranked fifth in Canucks' history in scoring among defensemen with 234 points with the club following the 2005-06 season. **2003-04:** Completed ninth season in NHL, sixth with Vancouver...Finished the season with 7-16-23 in 56 games...Returned to the lineup after missing 25 games with a shoulder injury, recording two assists on Mar. 21 vs. CBJ...Sustained a shoulder injury, Jan. 25 vs. NSH...Scored two goals and an assist, Jan. 13 at PHX... Scored the game-tying goal, unassisted on an end-to-end rush, Dec. 11 vs. COL...Scored two goals and an assist, led all players with 10 shots on net, Nov. 18 vs. MON... Scored his first goal of the season and finished the game with a +2, Oct. 20 vs. BUF...Played seven playoff games with Vancouver, recording four assists... **2002-03:** Completed eighth season in NHL, fifth with Vancouver...Finished the season with a new career high with 40 assists...Recorded 46 points in 67 games...Named to the Western Conference All-Star Team, Jan. 16...Collected his 37th assist, Mar. 23 vs. WSH...Recorded his 36th assist of the season, establishing a new career high for assists, Mar. 20 vs. NSH...Recorded his 25th assist and finished the game with a +3 rating, Feb. 23 vs. CBJ...Recorded an assist on the OT GWG, Feb. 22 at EDM...Returned to the lineup after being sidelined with a heel injury (14 games) and played 23 minutes, Jan. 30 vs. EDM...Scored one goal, Dec. 19 at NSH...Recorded his 20th assist of the year while leading the team in ice-time (25:36) and shifts (32), Dec. 17 at CHI...Recorded two assists and led the team in TOI, playing 25:07, Dec. 14 at EDM...Recorded his 16th assist, finishing with a +2 rating and extending his point streak to 4 games (1-4-5), Nov. 30 at FLA...Scored his third goal of the season, recorded a team-high five shots on net and led all players in ice-time playing 26:17, Nov. 27 at CAR...Collected his 11th and 12th assists of the season, extending his assist streak to five games and led the team in ice-time playing 26:39, Nov. 20 vs. CHI...Scored the GWG, his 2nd of the season, Nov. 2 at MIN...Ranked T-6th among all defensemen in playoff scoring with 7-1-8 in 14 games...Led all defensemen in goals with seven...T-4th among all players in goals (7)...T-2nd in PP goals (4)...**2001-02:** Completed seventh season in NHL, fourth with Vancouver...Ranked second among all NHL defensemen with 17 goals...Recorded a career high 17 goals and 48 points...Represented the Canucks at the NHL All-Star Game...Recorded his 31st assist of the season, setting a new career high for points with 48, Apr. 13 at CGY...Scored his 17th goal and 28th assist of the season, Apr. 3 at LAK...Scored the GWG in OT, Dec. 12 at ANA...Scored a goal and an assist, Nov. 7 at CBJ...Won the October segment of the Molson Cup Three Stars...Recorded two assists, Oct. 30 vs. CBJ...Recorded 1-2-3, his fourth three point game, Oct. 9 at COL...Tied for first among Canuck players in playoff scoring with five points (1-4-5) in 6 games...**2000-01:** Completed sixth season in NHL, third with Vancouver. Set new career highs in goals (12), assists (35), and points (47)...Won the Walter "Babe" Pratt Award (Top Defenseman)...Led all Canucks skaters with 1,971 minutes of ice-time...Played his 400th career NHL regular season game...Recorded two assists, setting a new career high for points, Jan. 24 vs. PHX...Recorded an assist in his first NHL All-Star Game...Recorded three assists for the second time in his career, Dec. 4 vs. NSH...Collected a single-game career high three assists, Oct. 14 vs. BUF...Recorded career-high 12 SOG, one off the Canucks franchise record, Oct. 8 at TB...Scored the OT GWG, Oct. 6 at FLA...Named an assistant captain, Oct. 5...Played four playoff games with VAN, collecting 1-1-2. **1999-00:** Completed fifth season in NHL, second with Vancouver. Led all Canucks skaters in total ice time with 1,782 minutes...Ranked third in the NHL with 30.31 shifts per game...Set new career highs for points (26) and assists (21)...Set a new career high for points in one game with three (1-2-3), Mar. 6 vs. TOR...Had two, three-game point scoring streaks (10/24-28, 11/7-12)...Missed six games with a groin strain, Jan. 13-23...**1998-99:** Completed fourth season in NHL, first with Vancouver. ...Set a career high in assists with his 17th of the season on Mar. 24 at COL...Set a career high with 27 points...Had two multiple point games...Acquired by Vancouver from Florida along with Dave Gagner, Mike Brown and Kevin Weekes on Jan. 17 **1997-98:** Completed third season in NHL, third with Florida...Ranked 2nd among Panther defensemen

with 23 points...Matched a career high in points and finished second on the team in penalty minutes (158)...Played his 200th NHL game on Mar. 26 vs. MON. **1996-97:** Completed second season in NHL, second with Florida. Tied for third in scoring among Panthers defensemen with 23 points...Finished 2nd on the team in penalty minutes (172)...Sprained his knee on Jan. 15 in EDM and missed 16 games before returning on Feb. 22 vs. PHI...Played five playoff games (no points)...**1995-96:** Completed first season in NHL, first with Florida. Named to NHL's All-Rookie Team, becoming the first Panther to ever receive this honor...Chosen as a finalist for the league's Calder Trophy and was named Rookie of the Year by The Hockey News...Led all rookie NHL defensemen in goals (10), finishing third in points (21)...Led Panther defensemen with nine playoff points (1-8-9) in 22 playoff games...Helped lead the Panthers to the Stanley Cup Finals versus COL. **1994-95:** Named an OHL First Team All-Star after recording 23 goals, 42 assists and 198 PIM in 50 games for Windsor (OHL).

INTERNATIONAL:

2008: Tallied one assist and four PIM in nine games for Canada at the World Championship. **2005:** Totaled three points (1-2-3) and eight PIM for Canada at the World Championship in nine games. **2004:** Skated in one game for Canada at the World Cup of Hockey. **2002:** Netted three assists and four PIM in six games for Canada at the 2002 Salt Lake City Winter Olympics. **2000:** Totaled two points (1-1-2), eight PIM and 20 shots in nine games at the World Championship. **1998:** Notched three points (2-1-3) and six PIM in six games for Canada at the World Championship. **1995:** Recorded two goals and four PIM in seven games with Canada at the World Junior Championship.





TOMAS KOPECKY

(TAW-mahsh koh-PEHTS-kee)

82

RIGHT WING • Shoots Left • 6-3, 203 • Born 2/5/82 in Ilava, Slovakia

DRAFTED: 2000 - 2nd Round (38th overall) by the Detroit Red Wings

HOW ACQUIRED: Acquired from Chicago in exchange for a seventh-round selection in the 2012 NHL Entry Draft on June 27, 2011.

MILESTONES

First NHL Game: 2/28/06 at San Jose
First NHL Goal/Point: 10/18/06 at Anaheim
First NHL Assist: 10/12/07 vs. Chicago
Most Goals, Game: 3, 2/26/13 vs. Pittsburgh

Most Assists, Game: 3 (2 times), MR: 10/29/11 vs. Buffalo
Most Points, Game: 4, 11/30/10 vs. St. Louis
Most Penalty Minutes, Game: 12 (2 times), MR: 1/29/13 at Tampa Bay

KOPECKY vs. NHL:

Team	GP	G	A	PTS	PIM
Anaheim	17	1	2	3	12
Boston	11	4	1	5	0
Buffalo	14	0	8	8	12
Calgary	18	1	4	5	8
Carolina	14	0	4	4	6
Chicago	16	1	3	4	7
Colorado	17	1	7	8	8
Columbus	26	5	4	9	32
Dallas	19	1	3	4	12
Detroit	13	4	0	4	4
Edmonton	18	1	1	2	16
Florida	6	1	0	1	2
Los Angeles	17	4	5	9	6
Minnesota	19	5	4	9	8
Montreal	11	2	1	3	14
Nashville	27	4	5	9	14
New Jersey	11	0	3	3	2
NY Islanders	10	0	5	5	0
NY Rangers	10	2	0	2	14
Ottawa	12	1	3	4	2
Philadelphia	9	1	1	2	6
Phoenix	16	0	2	2	4
Pittsburgh	11	3	1	4	6
San Jose	20	0	5	5	12
St. Louis	28	6	9	15	16
Tampa Bay	15	6	1	7	16
Toronto	11	2	4	6	2
Vancouver	19	0	3	3	12
Washington	14	3	1	4	4
Winnipeg	16	3	2	5	4

NHL TOTALS 465 ... 62 ... 92 154 ... 261

CAREER:

2012-13: Completed his eighth NHL season, second with Florida...Recorded an assist Apr. 16 at NYI...Had three-game point streak from Apr. 2-Apr. 7...Tied a career high with his 15th goal Apr. 6 vs. WSH...Registered 150th NHL point Apr. 2 at TBL...Scored a goal Mar. 5 vs. CAR...Recorded his first career hat trick and tied a career high with four points (3-1-4) Feb. 26 vs. PIT...Scored a goal Feb. 24 vs. BOS...Posted two assists Feb. 3 at BUF...Tallied a goal and added an assist Jan. 31 vs. WPG...Scored his first goal of season on Jan. 22 at MTL...Recorded an assist Jan. 24 vs. OTT.

2011-12: Completed his seventh NHL season, first with Florida...Scored tying goal in Apr. 3 vs. WPG...Had goal on four shots Mar. 30 at CBJ...Recorded two assists Mar. 25 vs. NYI...Matched career high with two-game goal streak (2, 3/13-3/15)...Had two points (1-1-2) +2 Mar. 13 vs. TOR...Picked up an assist and +1 rating in 16:02 TOI Mar. 4 vs. OTT... Missed one game (lower body) Feb. 28 at TOR...Finished with assist on 20:01 TOI Feb. 23 vs. MIN...Had three-game point streak (1-2-3, 1/16-1/20)...Recorded goal Jan. 18 at COL...Had a goal Dec. 22 at OTT...Scored GWG Dec. 8 at BOS...Finished with season-high 23:08 TOI and assist Dec. 1 at LAK...Had an assist and +2 rating Nov. 29 at CAR...Scored goal for second consecutive game Nov. 8 at TOR...Had goal and a season-high five shots Nov. 6 vs. TBL...Tied career high with three assists, including his 100th NHL point with second assist, and +2 Oct. 29 at BUF...Scored first goal as a Panther, four shots in 18:17 TOI Oct. 17 at TBL...Recorded assist in 18:14 TOI Oct. 15 vs. TBL. Appeared in all seven playoff games...Recorded shorthanded (EN) goal in Game Five with two PIMs and three hits, Apr. 21 vs. NJD. **2010-11:** Completed his sixth NHL season, second with Chicago...Accrued career-bests in goals (15), assists (27) and points (42) in 81 regular-season contests...Registered 10 of his 15 goals, and 19 of his 42 points, in 22 games against Central Division opponents... Established a new career high with his 11th goal of the season on Feb. 24 at NSH...Posted his second multi-goal game (both vs. DET) on Jan. 22 at Joe Louis Arena...Reached a new career high with his 22nd point, an assist, on Dec. 30 vs. SJS...Recorded eight multi-point games, and a pair of multi-goal outings...Notched the first four-point (1-3-4) outing of his NHL career on Nov. 30 vs. STL...Tallied six points (1-5-6) over the course of a career-best five-game point streak from Oct. 11-18...Recorded a season-high six shots on goal five times...Logged a season-high 23:19 of ice time on Oct. 18 vs. STL. **2009-10:** Completed fifth season in NHL, first with Chicago...Registered 10 goals and 21 points in 74 regular-season games in his first season with Chicago...Posted 18 points (9-9) and a +7 plus/minus rating on the road...Registered first multi-point outing (1-1-2), including the GWG, in Game 1 of the Stanley Cup Final on May 29 against PHI...Netted the first goal of his NHL postseason career in Game 3 of the Western Conference Quarterfinals on Apr. 20 at NSH...Compiled season-long, three-game point streak (1-3-4) from Apr. 4-9...Posted five multi-point games, including three


multi-goal outings...Established new career high with his seventh goal of the season on Mar. 25 in CBJ...Recorded two third-period goals on Mar. 18 at LAK...Registered the first multi-goal game of his NHL career with a pair of first-period markers on Jan. 2 at STL...Posted first point as a member of the Blackhawks with the GWG on Oct. 15 at NSH... Recorded career-highs in goals (4), assists (2), points (6) and plus/minus rating (+2) in a career-best 17 playoff contests while helping the Blackhawks to the 2010 Stanley Cup Championship. **2008-09:** Completed fourth season in NHL, fourth with Detroit...Posted career highs in goals (6), assists (13), and points (19) in 79 regular-season games with the Red Wings...Finished second on the team with 109 hits...Tallied one assist and seven PIM in eight Stanley Cup Playoff contests...Tallied a season-high three points (1-2-3) on Mar. 3 at STL...Tallied points in three consecutive games from Feb. 20-27 and collected seven points in six games from Feb. 20-Mar. 4. **2007-08:** Completed third season in NHL, third with Detroit...Missed the entire postseason after sustaining a season-ending injury on Apr. 3 Helped the Red Wings win the Stanley Cup after collecting five goals and seven assists in 77 regular season games with Detroit...Registered first career assists on Oct. 12 vs. CHI. **2006-07:** Completed second season in NHL, second with Detroit...Tallied one goal in 26 regular-season games with Red Wings...Notched his first career NHL goal on Oct. 18 at ANA...Missed the last 52 games of the regular-season due to injury...Appeared in four of Detroit's 18 postseason contests. **2005-06:** Completed first season in NHL, first with Detroit...Made his NHL debut on Feb. 26...Tallied 32 goals and 37 assists with the AHL's Grand Rapids Griffins...Tied a Griffins record for goals in a period (3) and PPG in a period (2)...Tied for sixth in the AHL with a +24 plus/minus rating. **2004-05:** Collected eight goals and eight assists in 48 regular season games with Grand Rapids...Missed 28 games due to injury...Converted five-of-eight shootout attempts, tying for fourth in the AHL with a 62.5% shooting percentage. **2003-04:** Tallied six goals and six assists in 48 games with Grand Rapids. **2002-03:** Posted 17 goals and 21 assists in 70 games in first season with AHL's Grand Rapids Griffins...Tied for second among AHL rookies with +18 plus/minus rating.



INTERNATIONAL:

CAREER: 2010: Recorded one goal, two PIM, and a +1 plus/minus rating in seven games for the fourth-place Slovakian team at the 2010 Olympic Games in Vancouver. **2002:** Notched eight points (3-5-8) and 22 PIM in seven games at the World Junior Championship. **2001:** Scored two goal and two assists in seven games for Slovakia at the World Junior Championship. **2000:** Potted two assists and four PIM in seven games at the World Junior Championship.

SEASON	TEAM	LEAGUE	GP	G	A	PTS	+	-	PIM	PPG	SHG	GWG	GP	G	A	PTS	PIM
1997-98	Dukla Trencin	Slovak-Jr.	41	19	22	41	-	-	-	-	-	-	-	-	-	-	-
1998-99	Dukla Trencin	Slovak-Jr.	44	13	16	29	-	18	-	-	-	-	-	-	-	-	-
1999-00	Dukla Trencin	Slovak-Jr.	14	8	9	17	-	36	-	-	-	-	-	-	-	-	-
2000-01	Dukla Trencin	Slovakia	52	3	4	7	-	24	-	-	-	-	5	0	0	0	0
	Lethbridge	WHL	49	22	28	50	-14	52	11	0	3	3	5	1	1	2	6
2001-02	Cincinnati	AHL	1	0	0	0	0	0	0	0	0	0	-	-	-	-	-
	Lethbridge	WHL	60	34	42	76	13	94	12	2	2	2	4	2	1	3	15
2002-03	Cincinnati	AHL	2	1	1	2	1	6	0	0	0	0	2	0	0	0	0
	Grand Rapids	AHL	70	17	21	38	18	32	3	0	2	2	14	0	0	0	6
2003-04	Grand Rapids	AHL	48	6	6	12	-3	28	2	0	2	2	1	0	0	0	2
2004-05	Grand Rapids	AHL	48	8	8	16	1	35	2	0	2	2	-	-	-	-	-
2005-06	Detroit	NHL	1	0	0	0	1	2	0	0	0	0	-	-	-	-	-
	Grand Rapids	AHL	77	32	37	69	24	108	8	0	3	3	16	3	4	7	25
2006-07	Detroit	NHL	26	1	0	1	-2	22	0	0	0	0	4	0	0	0	6
2007-08	Detroit	NHL	77	5	7	12	2	43	0	0	1	1	-	-	-	-	-
2008-09	Detroit	NHL	79	6	13	19	-7	46	1	1	2	2	8	0	1	1	7
2009-10	Chicago	NHL	74	10	11	21	0	28	1	0	2	2	17	4	2	6	8
2010-11	Chicago	NHL	81	15	27	42	-13	60	3	0	2	2	1	0	0	0	0
2011-12	Florida	NHL	80	10	22	32	-8	32	2	0	2	2	7	1	0	1	4
2012-13	Florida	NHL	47	15	12	27	-8	28	4	1	0	0	-	-	-	-	-
NHL TOTALS			465	62	92	154	-35	261	11	2	9	9	37	5	3	8	25



DMITRY KULIKOV

(dih-MEE-tree kool-YIH-kawf)

7

DEFENSE • Shoots Left • 6-1, 205 • Born 10/29/90 in Lipetsk, Russia

DRAFTED: 2009 - 1st Round (14th overall) by the Florida Panthers

HOW ACQUIRED: Florida's first selection (14th overall) in the 2009 NHL Entry Draft.

MILESTONES

First NHL Game: 10/2/09 at Chicago

First NHL Goal: 11/7/09 at Washington

First NHL Assist/Point: 10/10/09 vs. New Jersey

Most Goals, Game: 2, 11/27/09 vs. Toronto

Most Assists, Game: 2 (6 times), MR: 2/26/13 vs. Pittsburgh

Most Points, Game: 3, 12/5/11 vs. Washington

Most Penalty Minutes, Game: 7, 3/19/11 vs. NY Islanders

KULIKOV vs. NHL:

Team	GP	G	A	PTS	PIM
Anaheim	2	0	1	1	0
Boston	12	0	2	2	6
Buffalo	15	0	1	1	10
Calgary	3	0	0	0	2
Carolina	15	0	3	3	10
Chicago	6	0	2	2	6
Colorado	4	0	3	3	2
Columbus	4	0	3	3	2
Dallas	3	1	0	1	0
Detroit	2	0	0	0	2
Edmonton	3	0	1	1	2
Florida	-	-	-	-	-
Los Angeles	3	0	0	0	0
Minnesota	3	0	1	1	2
Montreal	11	1	2	3	2
Nashville	4	0	0	0	6
New Jersey	12	2	3	5	10
NY Islanders	12	1	3	4	9
NY Rangers	11	0	1	1	6
Ottawa	11	1	3	4	8
Philadelphia	11	2	5	7	12
Phoenix	3	0	0	0	2
Pittsburgh	13	0	4	4	6
San Jose	2	1	0	1	2
St. Louis	3	0	0	0	2
Tampa Bay	16	1	6	7	8
Toronto	11	2	4	6	4
Vancouver	3	1	0	1	2
Washington	17	2	9	11	4
Winnipeg	17	1	7	8	8

NHL TOTALS: 232 ... 16 ... 64 ... 80 ... 135

CAREER:

2012-13: Completed his fourth NHL season, fourth with Florida...Scored a power play goal Apr. 16 at NYI...Played season-high 26:38 TOI, Apr. 6 vs. WSH... Netted game-winning goal Apr. 7 vs. OTT...Scored game winning goal Mar. 30 vs. NJD...Missed 10 games with an upper body injury suffered on Mar. 3 vs. CAR...Recorded an assist Feb. 28 vs. BUF...Notched two assists Feb. 26 vs. PIT...Recorded a season-high seven hits Feb. 14 vs. MTL...Had two assists at PHI on Feb. 7...Recorded season-high five shots Jan. 22 vs. MTL... Recorded first point of season (assist) Jan. 31 vs. WPG.


2011-12: Completed his third NHL season, third with Florida...Registered an assist to set career high with 27 pts (4-23-27) in 56 games Apr. 3 vs. WPG...Assist and 3 blocked shots Mar. 20 at PHI...Scored game-winning SO goal and named first star in return to lineup Mar. 17 vs. BUF...Missed 23 games (knee) Jan. 24 - Mar. 15...Had two assists Jan. 18 at COL...Matched season high with five shots in 26:28 TOI Jan. 16 vs BOS...Finished +2 and scored on first career shootout attempt Dec. 16 vs. CGY...Had career-high in points (2-1-3) Dec. 5 vs. WSH...First goal of the season Nov. 15 at DAL...Recorded career-high and Panthers season-high five-game assist streak (0-6-6, Oct.31- Nov. 10)...Finished with two assists Nov. 10 at WPG...Had an assist and four takeaways Nov. 6 vs. TBL...Had assist and season-high four blocked shots Nov. 3 vs. CHI...Skated in 26:15 TOI and recorded an assist Oct. 31 vs. WPG...Matched career high with three-game assist streak (0-4-4, Oct. 22-Oct. 27)...Matched career high with two assists and skated 23:48 Oct. 27 at OTT. Appeared in all seven playoff games. Recorded his first career point (assist) in the playoffs during Game Six, Apr. 24 at NJD. **2010-11:** Completed his second NHL season, second with Florida...Established a new career high with 20 assists this season...Recorded an assist Apr. 2 vs. PIT...Logged career-high 27:03 of ice time Mar. 27 at PIT...Notched a game-high five hits Mar. 22 vs. NYR...Recorded a point in four consecutive games (1-3-4) Mar. 12-19...Netted a goal Mar. 15 vs. PHI...Posted six hits Mar. 8 vs. CHI...Recorded assists in back-to-back games Mar. 5-6...Returned to action on Feb. 27 vs. NJD after missing seven games with an ankle injury...Recorded assists in back-to-back games Feb. 1-2...Notched an assist Jan. 25 at NYR...Recorded career-best two assists Jan. 19 vs. CBJ...Scored goals in consecutive games for first time in his career Jan. 15 and Jan. 17...Scored first career GWG Jan. 15 vs. NJD...Tallied a goal Dec. 31 vs. MTL...Notched a goal and an assist Dec. 20 at PHI...Scored his first goal of the season Nov. 27 at TBL...Recorded first point (assist) and finished +2 on Nov. 10 vs. TOR. **2009-10:** Completed his first NHL season, first with Florida...Compiled 16 points (3-13-16) in 68 games as a rookie...13 assists are most among rookie defensemen in franchise history...Recorded first two-goal game of his NHL career Nov. 27 vs. TOR...Had first multi-point game (including first NHL goal) on Nov. 7 at WSH...Picked up assists in three straight games (Oct. 10-16)...Recorded his first NHL point (assist) and first as a Panther Oct. 10 vs. NJD...Made his NHL debut Oct. 2 at CHI in Helsinki. **2008-09:** In only his first year with Drummondville, Kulikov led all defensemen with 62 points (12-50-62) in 57 games and was named the 2008-09 Defensive Rookie of the Year, the Rookie of the Year, the Best Professional Prospect and Defenseman of the Year by the Quebec Major Junior Hockey League.

INTERNATIONAL:

2011: Notched three points (2-1-3) and four PIM in nine games for Russia at the World Championship. **2010:** Skated in nine games for Russia at World Championships in Germany, picking up two assists in helping Russia to silver medal. **2009:** Member of Team Russia at the 2009 World Junior Championships, he recorded four assists (0-4-4) helping Russia win the bronze medal. **2008:** Represented Russia again at the Under-18 World Championships winning a silver medal. **2007:** Represented Russia at the Under-18 World Championships winning a gold medal.



SEASON	TEAM	LEAGUE	GP	G	A	PTS	+/-	PIM	PPG	SHG	GWG	GP	G	A	PTS	PIM
2008-09	Drummondville	QMJHL	57	12	50	62	-	46	-	-	-	19	2	18	20	16
2009-10	Florida	NHL	68	3	13	16	-5	32	1	0	0	-	-	-	-	-
2010-11	Florida	NHL	72	6	20	26	-5	45	1	0	1	-	-	-	-	-
2011-12	Florida	NHL	58	4	24	28	-5	36	2	0	1	7	0	1	1	4
2012-13	Florida	NHL	34	3	7	10	-5	22	2	0	2	-	-	-	-	-
FLORIDA TOTALS:			232	16	64	80	-20	135	6	0	4	7	0	1	1	4
NHL Totals			232	16	64	80	-20	135	6	0	4	7	0	1	1	4



JACOB MARKSTROM 25

(JAY-kawb MAHRK-struhm)

Goalie • Catches Left • 6-06, 196 • Born 1/31/90 in Gavle, Sweden

DRAFTED: 2008 - 2nd Round (31st overall) by the Florida Panthers

HOW ACQUIRED: Florida's first selection (31st overall) in the 2008 NHL Entry Draft.

MILESTONES

First NHL Game: 1/23/11 at New Jersey
First NHL Win: 10/22/11 versus NY Islanders
First NHL Shutout: N/A

Most Saves, Game: 41, 2 times, 4/02/13 at Tampa Bay
Most Goals Allowed, Game: 6, 2 times, 4/20/13 at New Jersey

Markstrom vs. NHL:

Team	GP	MIN	GA	SO	W	L	OTL	GAA
Anaheim
Boston2119500202.53
Buffalo165401003.71
Calgary
Carolina160101001.00
Chicago165200011.85
Colorado
Columbus
Dallas
Detroit
Edmonton
Florida
Los Angeles
Minnesota
Montreal2120601103.00
Nashville
New Jersey42201301303.55
NY Islanders3103601203.50
NY Rangers2120302001.50
Ottawa160400104.03
Philadelphia
Phoenix
Pittsburgh2119500202.53
San Jose
St. Louis
Tampa Bay42441302203.20
Toronto2118700203.55
Vancouver
Washington3121800303.97
Winnipeg31561001113.84

TOTALS31 1689870101923.14

CAREER:

2012-13: Completed his third NHL season, third with Florida...Appeared in 23 games with Florida going 8-14-2...Made NHL career-high 44 saves on Mar. 2 in 3-1 win over NYR...Played in 33 games for San Antonio posting a 16-15-2 mark with a 2.65 GAA...Named AHL Player of the Week on Dec. 9 after making 68 saves in a pair of wins against Abbotsford on Dec. 4 & Dec. 5.

2011-12: Stopped 33 shots for the win in first career AHL playoff game during San Antonio's 5-4 overtime win against Chicago on Apr. 19...Turned aside 36 of 37 shots in San Antonio's 1-0 loss at Peoria on Apr. 1...Tied a career-high in saves with 46 during San Antonio's 4-3 shootout win at Rockford on Mar. 31...Stopped 38 of 39 shots in San Antonio's 6-1 win at Abbotsford on Mar. 24...Made 40 saves on 41 shots in San Antonio's 2-1 win at Peoria on Feb. 25...Totaled a career-high 46 saves on 48 shots on Dec. 18 in San Antonio's 4-2 win over Texas...Made 44 saves on 45 shots in San Antonio's 4-1 win over Charlotte on Dec. 11...Turned aside 25 of 26 shots on Dec. 9 in San Antonio's 1-0 loss at Houston...Stopped 28 of 29 Oklahoma City shots in San Antonio's 1-0 loss on Dec. 2...Made 40 saves on 41 shots in Florida's 2-1 victory at MTL on Dec. 24. **2010-11:** Made NHL debut on Jan. 23 at NJD...Became the youngest goaltender to start for the Panthers...Earned first career shutout in Rochester's 2-0 win over Toronto on Dec. 17, making 27 saves. **2009-10:** Recorded a 3-0 record at the IIHF World Championship with a 1.33 G.A.A. and a 0.944 save percentage as Sweden won the bronze. **2008-09:** Led all goalies at the IIHF World Junior Championships with a 0.946 save percentage and finished second in GAA (1.61) as Sweden finished second in the tournament...Received IIHF World Junior Championship's award for Best Player at the goaltender position.


INTERNATIONAL CAREER:

2010: Played three games and recorded a shutout against Switzerland at World Championships...Helped Sweden earn a Bronze Medal...Posted .927 save percentage and 2.21 GAA. **2009:** Led all goalies with a .946 save percentage and finished second with a 1.61 GAA at World Junior Championships...Earned Best Player honors at the goaltender position as Sweden earned a silver medal.



SEASON	TEAM	LEAGUE	GP	W	L	T	MIN	GA	SO	GAA
2007-08	Brynäs U18	SWE-U18	1				60	3	0	3.00
	Brynäs Jr.	SWE-Jr	22				1320	44	2	2.00
	Brynäs	SWE	7	-	-	-	423	22	0	3.12
2008-09	Brynäs	SWE	35				1992	79	3	2.38
2009-10	Brynäs	SWE	43	20	10	10	2542	85	5	2.01
2010-11	Florida	NHL	1	0	1	0	40	2	0	3.00
	Rochester	AHL	37	16	20	1	2174	108	1	2.98
2011-12	Florida	NHL	7	2	4	1	383	17	0	2.66
	San Antonio	AHL	32	17	12	1	1839	71	1	2.32
2012-13	Florida	NHL	23	8	14	2	1689	68	0	3.22
	San Antonio	AHL	33	16	15	2	1972	87	3	2.65
	NHL Totals		31	10	19	3	2112	87	0	3.14
	Florida Totals		31	10	19	3	2112	87	0	3.14

GP	W	L	MIN	GA	SO	GAA
-	-	-	-	-	-	-
-	-	-	-	-	-	-
-	-	-	-	-	-	-
1			59	2	0	2.02
4	-	-	224	12	0	3.21
-	-	-	-	-	-	-
-	-	-	-	-	-	-
-	-	-	-	-	-	-
8	4	4	546	26	0	2.85
-	-	-	-	-	-	-
-	-	-	-	-	-	-
-	-	-	-	-	-	-
-	-	-	-	-	-	-



SHAWN MATTHIAS

(SHAWN muh-TIGH-uhs)

18

CENTER • Shoots Left • 6-4, 220 • Born 2/19/88 in Mississauga, Ontario

DRAFTED: 2006 - 2nd Round (47th overall) by the Detroit Red Wings

HOW ACQUIRED: Acquired from Detroit along with a second-round selection in the 2007 NHL Entry Draft in exchange for Todd Bertuzzi on Feb. 27, 2007.

MILESTONES

First NHL Game: 1/18/08 at New Jersey

First NHL Goal/Point: 1/19/08 at Washington

First NHL Assist: 12/14/08 at Vancouver

Most Goals, Game: 2 (5 times), MR: 3/30/13 vs. New Jersey

Most Assists, Game: 2 (5 times), MR: 4/06/13 vs. Washington

Most Points, Game: 3, 10/22/11 vs. NY Islanders

Most Penalty Minutes, Game: 17, 3/13/12 vs. Toronto

MATTHIAS vs. NHL:

Team	GP	G	A	PTS	PIM
Anaheim	3	0	0	0	0
Boston	15	2	2	4	2
Buffalo	11	3	2	5	13
Calgary	4	1	2	3	2
Carolina	20	6	5	11	4
Chicago	5	0	0	0	0
Colorado	3	0	0	0	2
Columbus	3	0	0	0	2
Dallas	2	0	0	0	0
Detroit	1	0	0	0	0
Edmonton	4	0	0	0	0
Florida	-	-	-	-	-
Los Angeles	3	0	2	2	0
Minnesota	4	0	0	0	0
Montreal	12	5	2	7	0
Nashville	5	0	0	0	0
New Jersey	14	4	2	6	9
NY Islanders	12	1	4	5	4
NY Rangers	17	0	4	4	2
Ottawa	13	3	1	4	4
Philadelphia	11	1	1	2	4
Phoenix	3	0	0	0	2
Pittsburgh	12	0	0	0	9
San Jose	2	1	1	2	0
St. Louis	1	0	0	0	2
Tampa Bay	19	3	4	7	2
Toronto	12	3	3	6	17
Vancouver	4	0	2	2	2
Washington	17	4	4	8	2
Winnipeg	21	2	1	3	11

NHL TOTALS: 253 ... 39 ... 42 ... 81 ... 95

CAREER:

2012-13: Completed his sixth NHL season, sixth with Florida...Had two-game assist streak (0-2-2, Apr. 18-20)...Posted two assists Apr. 6 vs WSH...Became first Panther since Pavel Bure (15-Mar. 2001) to score 11+ goals in one month...Scored two goals in two consecutive games (Mar. 28- Mar. 30)...Three-game goal streak (5 goals in 3 games, Mar. 26-30)...Recorded fourth multi-goal game of career with two goals Mar. 28 vs BUF...Scored first power play goal of his season Mar. 19...Had career-high four-game points streak (3-1-4, Mar. 5-10)...Recorded goal Mar. 8 vs WPG...Scored game-winning goal Mar. 5 vs WPG...Recorded a goal Mar. 2 at CAR...Registered a goal and an assist Feb. 16 vs. TBL...Recorded a goal vs. WSH Feb. 12...Recorded first goal of season Feb. 3 at BUF.

2011-12: Completed his fifth NHL season, fifth with Florida...Skated in 200th NHL game and won 12 of 15 faceoffs Mar. 27 at MTL...Had fight Mar. 17 vs. BUF...Matched career high with five shots Mar. 8 at PHI...Recorded assist Mar. 4 vs OTT...Recorded points in consecutive games (1-1-2, 2/12-2/15)...Registered two assists to set new career high (11) Feb. 9 vs LAK...Had goal Feb. 1 vs. WSH...Set new career highs in goals (8) and points (17) with game-tying goal Jan 16 vs. BOS...Recorded goal Dec. 31 vs. MTL...Matched career high with five shots Dec. 30 vs. NYR... Season-high two assists and five shots Dec. 16 vs. CGY...Had two goals and +2 rating Nov. 29 at CAR...Goal in a season-high 16:16 TOI Nov. 26 at TBL...Registered first fight of the season Nov. 21 vs. NJD...Won 5-of-7 faceoffs Nov. 10 at WPG...Had two points (1-1-2) Nov. 8 at TOR...Won 5-of-10 faceoffs and +1 rating Nov. 6 vs. TBL...Career-high five shots Oct. 31 vs. WPG...Returned from illness and set a career high with three points (1-2-3) in 14:41 TOI Oct. 22 vs. NYI. Appeared in all seven playoff games...Recorded his first career playoff point (assist) Apr. 21 vs. NJD...Made his NHL playoff debut Apr. 13 vs. NJD. **2010-11:** Completed his fourth NHL season, fourth with Florida...Tallied a career-high 10 assists, totaling 16 points in 51 games...Won six of seven faceoffs Mar. 23 at CHI...Returned to action Mar. 22 at NYR after missing 23 games with a broken ankle...Recorded points in three straight games (1-2-3) from Jan 21-25...Had a three-game point streak (1-3-4) Dec. 15-20...Tallied a pair of assists Dec. 17 vs. BUF...Recorded goal and assist Nov. 10 vs. TOR...Recorded an assist and a +3 rating Oct. 16 vs. TBL...Scored his first goal of the season Oct. 14 at CGY. **2009-10:** Completed his third NHL season, third with Florida...Scored a career-high seven goals and 16 points...Posted points in consecutive games (4/3-8, 1-2-3)...Netted game-tying goal and assisted on GWG Mar. 13 at SJS...Recorded second two-goal game of career (one penalty shot, one GWG) Jan. 26 vs. MTL...Recalled from Rochester (AHL) for final time on Jan. 13...Registered 13 points (6-7-13) along with 12 PIM in 27 games with Rochester...Scored first goal of the season Oct. 9 at CAR. **2008-09:** Completed his

second NHL season, second with Florida...Assisted on two goals in 16 NHL games with the Panthers...Received four NHL recalls...Totaled 20 points (10-10-20) and 16 PIM in 61 games in his rookie season with the Amerks...Registered an assist in his first game back in the lineup vs. Manitoba on Mar. 18 after missing five games with an injury (Mar. 7-15)...Notched two points (1-1-2) and was +2 at Hamilton on Feb. 27...Had a four-game point streak (2/8-13, 2-2-4)...Notched three points (2-1-3) vs. Hamilton Jan. 11...Received his first NHL recall of the season on Oct. 30 and played that night for the Panthers...Scored his first goal as an Amerk, his first of the season, against Quad City on Oct. 24...Made his Amerks debut on Oct. 10 vs. Syracuse.

2007-08: Completed his first NHL season, first with Florida... Scored the first two goals of his NHL career on Jan. 19 vs. WSH...Made his NHL debut against NJD Jan. 18...Scored a goal at the 2008 OHL All-Star Game as a member of the East...Completed his fourth season with Belleville, recording an OHL career-best 79 points (32-47-79) and a +21 rating in only 53 games to finish third on the team...Led the team, averaging 1.49 points per game. **2006-07:** Tallied an OHL career-best 38 regular season goals and 13 postseason goals for 73 points and 18 points, respectively...Finished third on the team in scoring after notching 73 points (38-35-73) and a +11 rating...Finished second on the team in postseason scoring with 18 points (13-5-18)...Was one of four players to average a point per game...Finished 19th among the OHL's top scorers. **2005-06:** Racked up 34 points (13-21-34) and 42 PIM in his second season with Belleville. **2004-05:** Had two points (1-1-2) and 15 PIM in his rookie season with Belleville.

INTERNATIONAL:

2008: Registered four points (3-1-4) to lead Team Canada to the World Junior Championship gold medal. **2006:** Totaled one goal and two PIM in seven games for Canada at the Under-18 World Championship.



SEASON	TEAM	LEAGUE	GP	G	A	PTS	+/-	PIM	PPG	SHG	GWG	GP	G	A	PTS	PIM
2004-05	Belleville	OHL	37	1	1	2	-14	15	1	0	-	3	0	0	0	0
2005-06	Belleville	OHL	67	13	21	34	-9	42	2	1	-	6	3	0	3	2
2006-07	Belleville	OHL	64	38	35	73	11	61	12	2	-	15	13	5	18	10
2007-08	Florida	NHL	4	2	0	2	-2	2	1	0	0	-	-	-	-	-
	Belleville	OHL	53	32	47	79	21	50	11	5	-	5	5	1	6	2
	Canada	WJC-A	7	3	1	4	-	4	-	-	-	-	-	-	-	-
2008-09	Florida	NHL	16	0	2	2	-3	2	0	0	0	-	-	-	-	-
	Rochester	AHL	61	10	10	20	-34	16	2	1	2	-	-	-	-	-
2009-10	Florida	NHL	55	7	9	16	-3	10	0	0	2	-	-	-	-	-
	Rochester	AHL	27	6	7	13	4	12	0	0	0	7	2	5	7	7
2010-11	Florida	NHL	51	6	10	16	0	16	0	0	0	-	-	-	-	-
2011-12	Florida	NHL	79	10	14	24	-2	49	1	0	1	7	0	1	1	6
2012-13	Florida	NHL	48	14	7	21	-8	16	2	1	1	-	-	-	-	-
FLORIDA TOTALS			253	39	42	81	-18	95	4	1	4	7	0	1	1	6
NHL TOTALS			253	39	42	81	-18	95	4	1	4	7	0	1	1	6



MIKE MOTTAU

(MIGHK MAW-tuh)

21

Defense • Shoots Left • 6-0, 195 • Born 3/19/78 in Quincy, MA

DRAFTED: 1997 - 7th Round (182nd overall) by the New York Rangers

HOW ACQUIRED: Signed as an unrestricted free agent on July 5, 2013.

MILESTONES

First NHL Game: 10/26/00 at Philadelphia

First NHL Goal/Point: 10/6/07 at Florida

First NHL Assist: 11/1/00 vs Tampa Bay

Most Goals, Game: 1 (7 times), MR: 3/13/10 at NYI

Most Assists, Game: 2 (7 times), MR: 10/11/10 vs. NYR

Most Points, Game: 2 (8 times), MR: 10/11/10 vs. NYR

Most Penalty Minutes, Game: 9, 3/28/08 vs Philadelphia

Mottau vs. NHL:

Team	GP	G	A	PTS	PIM
Anaheim	4	0	1	1	2
Boston	13	0	4	4	8
Buffalo	14	2	2	4	4
Calgary	4	0	0	0	16
Carolina	14	1	0	1	12
Chicago	7	0	1	1	6
Colorado	6	0	0	0	0
Columbus	2	0	2	2	0
Dallas	8	1	0	1	18
Detroit	3	0	0	0	2
Edmonton	5	0	0	0	2
Florida	16	1	2	3	2
Los Angeles	5	0	0	0	4
Minnesota	5	0	2	2	2
Montreal	18	0	6	6	6
Nashville	3	0	1	1	4
New Jersey	3	0	0	0	5
NY Islanders	22	2	5	7	22
NY Rangers	24	0	6	6	54
Ottawa	15	0	3	3	4
Philadelphia	23	0	1	1	11
Phoenix	3	0	2	2	4
Pittsburgh	24	0	1	1	8
San Jose	4	0	0	0	2
St. Louis	2	0	0	0	0
Tampa Bay	18	0	2	2	6
Toronto	14	0	7	7	8
Vancouver	4	0	0	0	2
Washington	16	0	1	1	2
Winnipeg	14	0	2	2	4

NHL TOTALS: 313 7 ... 51 ... 58 ... 160

CAREER:

2012-2013: Split season playing for both San Antonio (AHL) and Toronto (AHL) appearing in 34 games and registering 14 assists.

2011-2012: Completed eighth NHL season, first with Boston...Began season with NY Islanders, playing in 29 games and collecting two assists before finishing season with Boston...Traded to Boston on Feb. 27...Had an assist Dec. 23 v. TOR...Recorded an assist Dec. 13 at MTL

2010-11: Completed seventh NHL season, second with NY Islanders...Was limited to 20 games in his first season due to eye and hip injuries...Was placed on injured reserve on Dec. 22 and underwent season-ending hip surgery...Was hit in the right eye by a puck on Nov. 21 at Atlanta and did not return to action...Had a two-assist game on Oct. 11 vs. NYR...Made his Islanders debut in the season-opener on Oct. 9 vs. Dallas. **2009-10:** Completed sixth NHL season and third with New Jersey...Established a career-high with 16 assists and 18 points...Scored points in back-to-back contests on Apr. 8-10 (0-2-2) and Mar. 13-15 (1-1-2)...Recorded five two-point efforts...Totalled four two-assist games to match his career high...Played in his 200th NHL game on Nov. 25 vs. Ottawa...Appeared in a career-high 69 straight games through Oct. 22; missed matches Dec. 7 at Buffalo (ill), Oct. 24 at Pittsburgh (lower body injury) and did not dress Apr. 6 at Atlanta.


2008-09: Completed fifth NHL season, second with New Jersey...Appeared in a career-best 80 games, including 61 straight from Nov. 29 to the end of the regular season...Recorded 15 points (1-14-15)...Finished first among Devils defensemen with a plus-24 rating...Matched a career high with a three-game assist/point streak from Oct. 25-Nov. 1 (0-4-4)...Had points in back-to-back games twice: Mar. 3-7 (0-2-2) and Dec. 31-Jan. 2 (1-1-2)...Recorded his lone goal of the season on Dec. 31 at DAL...Played in his 100th NHL game in the season-opener on Oct. 10 vs. NYI.

2007-08: Completed fourth NHL season, first with New Jersey...Saw action in 76 of 82 games, including a season-high 36-straight from Nov. 16-Feb. 6...Posted his lone multiple-point game with two assists on Jan. 24 vs. MTL...Tallied points in three straight games from Dec. 28-Jan. 2 (1-2-3)...Recorded his first NHL goal on Oct. 6 at FLA...Made Devils' debut in the season-opener on Oct. 4 at TBL for first NHL action since Feb. 9, 2003 with Calgary at Colorado. **2006-07:** Appeared in 43 games with the Lowell Devils (AHL) during his seventh pro season...Saw action with his fourth AHL team over a four-season span...Recorded 27 points (1-26-27), which trailed only D. McGillis (41) among Lowell defensemen. **2005-06:** Finished first among Peoria Rivermen defensemen and third overall on the team with 56 points (8--48-56)...Represented PlanetUSA at the 2006 AHL All-Star Game. **2004-05:** Played the NHL lockout season with Worcester...Appeared in 73 games and netted 35 points (3g/31a), good for second among IceCats blueliners. **2003-04:** Saw action in 69 regular-season games and nine playoff contests with the Cincinnati Mighty Ducks during his lone season with the Anaheim organization...His 31 points (9g/22a) were second among the squad's defensemen. **2002-03:** Completed third NHL season, first with Calgary...Split the season between the Hartford Wolf Pack (AHL, 29 games),

Calgary (NHL, 4) and the Saint John Flames (AHL, 32).. **2001-02:** Completed second NHL season, first second with NY Rangers...Skated in 80 games with Hartford and one NHL game with NY Rangers...Represented PlanetUSA at the AHL All-Star Game and had an assist. **2000-01:** Completed first NHL season and first with NY Rangers...Split the campaign between NY Rangers (18 games) and Hartford (61)...Made his NHL debut on Oct. 26 at PHI...Led all Hartford defensemen in goals (10), assists (33) and points (43)...Skated in the AHL All-Star Game and notched one assist for PlanetUSA...Named to AHL's All-Rookie Team..



SEASON	TEAM	LEAGUE	GP	G	A	PTS	+/	PIM	PPG	SHG	GWG	GP	G	A	PTS	PIM
1996-97	Boston College	NCAA	38	5	18	23	-	77	-	-	-	-	-	-	-	-
1997-98	Boston College	NCAA	40	13	36	49		50	-	-	-	-	-	-	-	-
	United States	WJC-A	7	2	2	4		4	-	-	-	-	-	-	-	-
1998-99	Boston College	NCAA	43	3	39	42		44	-	-	-	-	-	-	-	-
	United States	WC-A	3	2	1	3		0	2	0	0	-	-	-	-	-
1999-00	Boston College	NCAA	42	6	37	43	1	61	-	-	-	-	-	-	-	-
	United States	WC-A	7	0	1	1	1	0	0	0	0	-	-	-	-	-
2000-01	NY Rangers	NHL	18	0	3	3	-6	13	0	0	0	5	0	1	1	19
	Hartford	AHL	61	19	33	43	13	45	6	0	3	-	-	-	-	-
2001-02	NY Rangers	NHL	1	0	0	0	0	0	0	0	0	7	1	1	2	0
	Hartford	AHL	80	9	42	51	16	56	3	1	0	5	0	1	1	6
2002-03	Hartford	AHL	29	1	18	19	9	24	0	0	0	4	0	1	1	0
	Calgary	NHL	4	0	0	0	-1	0	0	0	0	-	-	-	-	-
	Saint John	AHL	32	5	12	17	-6	14	2	0	0	-	-	-	-	-
	United States	WC-A	6	0	1	1	-	0	-	-	-	-	-	-	-	-
2003-04	Cincinnati	AHL	69	9	22	31	-11	79	2	0	2	9	1	2	3	8
2004-05	Worcester	AHL	73	4	31	35	-18	23	4	0	1	4	0	1	1	6
2005-06	Peoria	AHL	76	8	48	56	2	81	6	0	0	-	-	-	-	-
2006-07	Lowell	AHL	43	1	26	27	-5	33	1	0	0	5	1	0	1	0
2007-08	New Jersey	NHL	76	4	13	17	-11	48	1	0	1	7	1	1	2	0
2008-09	New Jersey	NHL	80	1	14	15	24	35	0	0	0	5	0	1	1	0
2009-10	New Jersey	NHL	79	2	16	18	4	41	0	0	0	-	-	-	-	-
2010-11	NY Islanders	NHL	20	0	3	3	-12	8	0	0	0	-	-	-	-	-
2011-12	NY Islanders	NHL	29	0	2	2	-10	15	0	0	0	2	0	0	0	0
2011-12	Boston	NHL	6	0	0	0	-1	0	0	0	0	-	-	-	-	-
2012-13	San Antonio	AHL	16	0	7	7	5	6	0	0	0	7	0	1	1	4
	Toronto	AHL	18	0	7	7	-3	8				-	-	-	-	-
NHL Totals			313	7	51	58	-13	160	1	0	1	19	2	2	4	0



DREW SHORE

15

Center • Shoots Right • 6-3, 200 • Born 1/29/91 in Denver, Colorado

DRAFTED: 2009 - 2nd Round (31st overall) by the Florida Panthers

HOW ACQUIRED: Florida's second choice (44th overall) in the 2009 NHL Entry Draft

MILESTONES

First NHL Game: 1/22/13 at Montreal

First NHL Goal: 2/12/13 vs Washington

First NHL Assist/Point: 2/3/13 at Buffalo

Most Goals, Game: 1, (3 times) 5/23/13 vs Pittsburgh

Most Assists, Game: 2, 2/21/13 at Philadelphia

Most Points, Game: 2 (2 times), 2/21/13 at Philadelphia

Most Penalty Minutes, Game: 2, (7 times) 3/28/13 vs Buffalo

Shore vs. NHL:

Team	GP	G	A	PTS	PIM
Anaheim
Boston
Buffalo
Calgary
Carolina
Chicago
Colorado
Columbus
Dallas
Detroit
Edmonton
Florida
Los Angeles
Minnesota
Montreal
Nashville
New Jersey
NY Islanders
NY Rangers
Ottawa
Philadelphia
Phoenix
Pittsburgh
San Jose
St. Louis
Tampa Bay
Toronto
Vancouver
Washington
Winnipeg

NHL TOTALS...43.....3...10...13....14

CAREER:

2012-13: Completed his first NHL season, first with Florida...Played in 43 games, recording 13 points (3-10-13) with 14 penalty minutes...Made his NHL debut Jan. 22 at MTL...Recorded his first NHL point, an assist Feb. 3 at BUF...Scored his first NHL goal and registered his first NHL two-point game Feb. 12 vs. WSH...Played in 41 games with San Antonio (AHL) recording 30 points (10-20-30)....Named to the AHL All-Star team


2011-12: Scored first career AHL playoff goal in his playoff debut during San Antonio's 5-4 overtime win over Chicago on 4/19/12...Scored first career professional goal and added an assist in San Antonio's 4-3 overtime win over Texas on 4/13/12...Notched first career professional and AHL point with an assist during San Antonio's 4-3 shootout win at Rockford on 3/31/12...Named to WCHA's Second All-Star Team for the second time in his career...Finished NCAA career with 118 points in 123 games with the University of Denver...Registered NCAA career-highs in assists (31) and points (53)...Tied for fourth in Division I in scoring with 53 points...Named WCHA Forward of the Week on Oct. 25, 2011...Had 1 goal with 2 assists and was plus-one with 4 penalty minutes in eight games for the Rampage. San Antonio finished third in the West Division and reached the second round in the playoffs. Shore had 2 goals and was minus-four in nine playoff games. He played 42 games for Denver before turning pro and had 22 goals with 31 assists; finishing plus-21 with 45 penalty minutes. **2010-11** Leading scorer for Denver as a sophomore and also competed for the USA at the 2011 World Junior U-20 championship. Shore was named to the WCHA's Second All-Star team after scoring 23 goals with 23 assists and was +29 with 38 PMs in 40 games for the Pioneers. **2009-10:** Shore played 41 games as a freshman for WCHA regular season champion Denver...Scored 5 goals (three on the power play), with 14 assists with 18 PIM. **2008-09:** Shore scored 13 goals with a team-leading assists and ranked second with 38 points as a member of the US NTDP U-18 Team. **2007-08:** Shore played for the US NTDP U-17 team...Helped lead the team to 30 wins and a playoff berth in the NAHL's Robertson Cup Playoffs. Played in 54 games, scoring 13 goals with 25 assists and 18 PIM.

INTERNATIONAL:

2010-11: Played seven games in World Junior Championships U-20 team (4-3-7). with no penalty minutes...Helped the United States capture a bronze medal. **2008-09:** Played in seven games in U-18 World Junior Championships (2-7-9) with six penalty minutes...Helped United States capture a gold medal. **2007-08:** Played in six games for the World U-17 Hockey Challenge (3-4-7) with four penalty minutes...Helped the United States capture a silver medal.



SEASON	TEAM	LEAGUE	GP	G	A	PTS	+/-	PIM	PPG	SHG	GWG	GP	G	A	PTS	PIM
2007-08	U.S. National U-18	NAHL	35	9	16	25	-2	12	-	-	-	-	-	-	-	-
2008-09	USNTDP U-18	NAHL	15	7	7	14	-5	16	-	-	-	-	-	-	-	-
	U.S. National U-18	Ind	62	17	32	49	-	46	-	-	-	-	-	-	-	-
2009-10	U. of Denver	WCHA	41	5	14	19	-	18	-	-	-	-	-	-	-	-
2010-11	U. of Denver	WCHA	40	23	23	46	-	38	8	1	3	-	-	-	-	-
2011-12	U. of Denver	WCHA	42	22	31	53	-	45	11	0	7	-	-	-	-	-
	San Antonio	AHL	8	1	2	3	1	4	4	0	0	9	2	0	2	2
2012-13	San Antonio	AHL	41	10	20	30	4	18	3	0	2	-	-	-	-	-
	Florida	NHL	43	3	10	13	-10	14	1	1	1	-	-	-	-	-
	Florida Totals		43	3	10	13	-10	14	1	1	1	-	-	-	-	-
	NHL Totals		43	3	10	13	-10	14	1	1	1	-	-	-	-	-



SCOTTIE UPSHALL

(SKAW-tee UHP-shul)

19

LEFT WING • Shoots Left • 6-0, 200 • Born 10/7/83 in Fort McMurray, Alberta

DRAFTED: 2002 - 1st Round (6th overall) by the Nashville Predators

HOW ACQUIRED: Signed as an unrestricted free agent on July 1, 2011.

MILESTONES

First NHL Game: 10/15/02 at NY Islanders

First NHL Goal/Point: 10/19/02 at NY Rangers

First NHL Assist/Point: 1/18/10 vs. Atlanta

Most Goals, Game: 3, 1/21/10 vs. Nashville

Most Assists, Game: 3 (2 times), MR: 11/27/09 vs. Dallas

Most Points, Game: 4, 12/21/09 vs. Columbus

Most Penalty Minutes, Game: 15 (2 times), 10/8/11 vs. NY Islanders

UPSHALL vs. NHL:

Team	GP	G	A	PTS	PIM
Anaheim	19	4	8	12	12
Boston	13	9	2	11	6
Buffalo	16	2	3	5	10
Calgary	8	2	2	4	4
Carolina	15	3	1	4	16
Chicago	13	1	3	4	10
Colorado	12	3	2	5	0
Columbus	12	5	6	11	18
Dallas	14	4	3	7	12
Detroit	18	1	3	4	8
Edmonton	12	5	0	5	8
Florida	8	2	0	2	8
Los Angeles	21	7	5	12	26
Minnesota	16	8	6	14	16
Montreal	14	3	3	6	8
Nashville	7	3	0	3	6
New Jersey	22	5	7	12	20
NY Islanders	20	4	6	10	37
NY Rangers	17	3	4	7	6
Ottawa	12	3	3	6	14
Philadelphia	5	0	0	0	6
Phoenix	9	1	0	1	2
Pittsburgh	16	2	3	5	18
San Jose	17	3	4	7	22
St. Louis	14	2	3	5	6
Tampa Bay	15	1	1	2	29
Toronto	12	2	4	6	10
Vancouver	11	3	4	7	10
Washington	14	1	2	3	18
Winnipeg	12	0	2	2	13

NHL TOTALS 414 ...92...90.182...379

CAREER:

2012-13: Completed his 10th NHL season, second with Florida...Scored a goal Apr. 27 at TBL...Logged season-high 18:21 TOI Apr. 20 vs. NJD...Recorded goal on Apr. 13 vs. PIT...Registered assist Mar. 30...Registered assist Mar. 30 vs. NJD...Played in his 400th career NHL game Mar. 26 at TOR...Posted a game-winning goal Mar. 21 at NYR...Missed 21 games with a lower body injury suffered on Jan. 31 vs. WPG...Scored a goal Jan. 19 vs. CAR.

2011-12: Completed his ninth NHL season, first with Florida...Scored goal Mar. 29 at MIN...Skated 10:12 in return Mar. 21 at CAR...Missed 24 games with sports hernia Feb. 1- Mar. 20...Abdominal surgery on Feb. 2...Had 13:24 TOI in return Jan. 20 at CHI...Missed 30 games (hip) 11/13-1/18...Did not return after leaving with a lower-body injury in the first period Nov 10 at WPG...Scored first goal as a Panther with the game winner and had three shots and three hits Oct. 24 at MTL...Led the Panthers with a season-high five shots Oct. 20 vs. BUF...Registered three hits Oct. 18 at WSH...Recorded season highs in hits (4) and shots (3) Oct. 15 vs. TBL...Totalled 15 PIM in his first game with Florida Oct. 8 at NYI. Appeared in all seven Playoff games...Scored one goal in Game Six, Apr. 21 vs. NJD...Matched Playoff career-high in Game Three with two assists in 12:15 TOI, Apr. 17 at NJD.

2010-11: Completed eighth season in NHL, first with Columbus, posting seven points (6-1-7) in 21 games after being acquired from Phoenix...Combined to register 34 points (22-12-34) and 52 PIM in 82 games with Phoenix and Columbus...Set career highs in goals, points, shots (191) and games played...Had 27 points (16-11-27), 42 PIM and was +5 in 61 games with the Coyotes...Had goals in back-to-back games Mar. 29-31...Scored his 20th goal of the season Mar. 15 vs. BOS, marking the first 20-goal season of his NHL career...Made Columbus debut and scored first goal with the club Mar. 1 at VAN... Missed two games Feb. 23-25 due to suspension...Scored two goals Jan. 25 vs. EDM...Recorded seven points during a four-game point streak (12/29-1/4, 3-4-7)...Tallied three points (2-1-3), including the GWG Dec. 1 at MIN...Scored the GWG in the season opener Oct. 9 at BOS (in Prague, Czech Republic). **2009-10:** Completed seventh season with NHL, second with Phoenix...Collected 32 points (18-14-32), 50 PIM and was +5 in 49 games with Phoenix...Suffered a season ending knee injury Jan. 28 vs. CGY...Recorded the first hat trick of his NHL career Jan. 21 vs. NSH (Dan Ellis)...Tallied a single game career high with four points (2-2-4) Dec. 21 vs. CBJ...The goals were scored in the span of 10:25, the fourth fastest hat trick in Coyotes' franchise history... Tied a single game career high in assists (0-3-3) Nov. 27 vs. DAL...Scored goals in three-straight games Nov. 2-7... **2008-09:** Completed sixth season in NHL, first with Phoenix...Combined to register 34 points (15-19-34), 89 PIM and a +7 in 74 games with Philadelphia and Phoenix...Had 21 points (7-14-21) and 63 PIM with the Flyers...Notched 13 points (8-5-13) and 26 PIM in 19 games with the Coyotes...Scored two goals Mar. 30 vs. DAL...Registered the 100th point of his NHL career Mar. 21 vs. VAN...Scored a goal in his first game with the club Mar. 5 at BOS...Had assists in three-straight games Feb. 12-15. **2007-08:** Completed fifth season in NHL, first with Philadelphia...Tallied 30 points (14-16-30) and 74 PIM in 61 games with Philadelphia...Scored two goals Jan. 20 vs. OTT...Registered the first multi-goal game of his NHL career Nov. 12 vs. NYI...Played the 100th game of his NHL career Nov. 8 at NJD...Added seven points (3-4-7) and 44 PIM in 17 playoff games, helping the Flyers reach the Eastern Conference Final. **2006-07:** Completed

fourth season in NHL, fourth with Nashville...Combined to notch 16 points (8-8-16) and 26 PIM in 32 games with Nashville and Philadelphia...Had three points (2-1-3) and 18 PIM in 14 games with the Predators...Scored a SHG and added an assist Mar. 10 vs. BOS...Missed 30 games Nov. 16-Jan. 15 due to injury...Added one assist and six PIM in five games with Milwaukee (AHL)...Had 13 points (6-7-13) and eight PIM in 18 games with the Flyers. **2005-06:** Completed third season in NHL...Third with Nashville... Collected 24 points (8-16-24), 34 penalty minutes and was +14 in 48 games with Nashville...Led the Predators in plus/minus rating...Was scoreless in two playoff games...Registered 33 points (17-16-33), 44 PIM and was +11 in 23 games with Milwaukee...Added 16 points (6-10-16) and 20 PIM in 14 playoff games, helping the Admirals reach the Calder Cup Final...Was third on the club in playoff points. **2004-05:** Notched 46 points (19-27-46) and 108 PIM in 62 games with Milwaukee...Ranked fifth on the club in points...Added four points (2-2-4) and eight PIM in five playoff games. **2003-04:** Completed second season in NHL, second with Nashville...Tallied one assist in seven games with Nashville...Picked up first assist of his NHL career Nov. 5 vs. VAN...Recorded 24 points (13-11) and 42 PIM minutes in 31 games with Milwaukee...Named to the 2004 AHL All-Star Classic (did not play due to injury)...Added three goals and four PIM in eight playoff games to help the Admirals win the Calder Cup. **2002-03:** Completed first season in NHL, first with Nashville...Collected one goal and was +2 in eight games with Nashville... Scored the first goal of his NHL career Oct. 19 vs. NYR...Made his NHL debut Oct. 15 at NYL...Recorded 56 points (25-31-56), 111 PIM and was +15 in 42 games with Kamloops (WHL)...Was fifth on the club in points. **2001-02:** Tallied 83 points (32-51-83), 139 PIM and was +16 in 61 games with Kamloops...Ranked second on the club in points and 10th in the WHL in assists...Was selected to the WHL Western Conference All-Star Team...Named to the WHL Western Conference Second All-Star Team... Played in the CHL/NHL Top Prospects Game. **2000-01:** Notched 87 points (42-45-87), 111 PIM and was +12 in 70 games with Kamloops...Led WHL rookies in goals and points...Named WHL and CHL Rookie of the Year... Named to WHL and CHL All-Rookie teams...Named Kamloops Scholastic Player of the Year in 2000-01.



INTERNATIONAL:

2009: Tallied an assist and 27 PIM in eight games for Canada at the World Championship. **2003:** Posted five points (4-1-5) and 18 PIM in six games for Canada at the World Junior Championship. **2002:** Recorded six points (3-3-6) and 10 PIM in seven games at the World Junior Championship. **2001:** Totaled three goals and one assist and two PIM in three games at the World Under-18 Championship. **1999:** Recorded one goal and three assists in four games for Canada at the World Under-18 Championship.

SEASON	TEAM	LEAGUE	GP	G	A	PTS	+/-	PIM	PPG	SHG	GWG	GP	G	A	PTS	PIM
2000-01	Kamloops	WHL	70	42	45	87	-	111	-	-	-	4	0	2	2	10
2001-02	Kamloops	WHL	61	32	51	83	-	139	-	-	-	4	1	2	3	21
2002-03	Nashville	NHL	8	1	0	1	2	0	0	0	0	-	-	-	-	-
	Kamloops	WHL	42	25	31	56	15	111	12	1	-	6	0	2	2	34
2003-04	Milwaukee	AHL	2	1	0	1	0	2	0	0	0	6	0	0	0	2
	Nashville	NHL	7	0	1	1	-2	0	0	0	0	-	-	-	-	-
	Milwaukee	AHL	31	13	11	24	2	42	3	0	2	8	3	0	3	4
2004-05	Milwaukee	AHL	62	19	27	46	9	108	8	2	3	5	2	2	4	8
2005-06	Nashville	NHL	48	8	16	24	14	34	1	0	2	2	0	0	0	0
	Milwaukee	AHL	23	17	16	33	11	44	5	1	3	14	6	10	16	20
2006-07	Nashville	NHL	14	2	1	3	-1	18	0	0	2	-	-	-	-	-
	Philadelphia	NHL	18	6	7	13	4	8	1	1	2	-	-	-	-	-
	Milwaukee	AHL	5	0	1	1	0	6	0	0	0	-	-	-	-	-
2007-08	Philadelphia	NHL	61	14	16	30	2	74	3	0	1	17	3	4	7	44
2008-09	Philadelphia	NHL	55	7	14	21	5	63	2	0	0	-	-	-	-	-
	Phoenix	NHL	19	8	5	13	2	26	3	0	1	-	-	-	-	-
2009-10	Phoenix	NHL	49	18	14	32	5	50	2	0	4	-	-	-	-	-
2010-11	Phoenix	NHL	61	16	11	27	5	42	2	0	2	-	-	-	-	-
	Columbus	NHL	21	6	1	7	-12	10	0	0	0	-	-	-	-	-
2011-12	Florida	NHL	26	2	3	5	-3	29	1	0	1	7	1	2	3	4
2012-13	Florida	NHL	27	4	1	5	-8	25	1	0	1	-	-	-	-	-
NHL TOTALS			414	92	90	182	13	379	16	1	16	26	4	6	10	48



KRIS VERSTEEG

(KRIHS vuhr-STEEG)

32

RIGHT WING • Shoots Right • 5-11, 183 • Born 5/13/86 in Lethbridge, Alberta

DRAFTED: 2004 - 5th round (134th overall) by the Boston Bruins

HOW ACQUIRED: Acquired from Philadelphia in exchange for a conditional second-round choice in the 2012 NHL Entry Draft and a third-round selection in the 2012 NHL Entry Draft on July 1, 2011.

MILESTONES

First NHL Game: 11/22/07 at Calgary

First NHL Goal: 1/3/08 at Phoenix

First NHL Assist/Point: 1/3/08 at Phoenix

Most Goals, Game: 3, 11/10/11 at Winnipeg

Most Assists, Game: 3, 4/7/10 at Chicago

Most Points, Game: 4 (3 times), 11/10/11 at Winnipeg

Most Penalty Minutes, Game: 27, 12/7/08 vs. Phoenix

VERSTEEG vs. NHL:

Team	GP	G	A	PTS	PIM
Anaheim	10	1	4	5	4
Boston	10	5	1	6	4
Buffalo	12	2	4	6	13
Calgary	11	4	2	6	4
Carolina	11	3	3	6	8
Chicago	2	0	1	1	2
Colorado	9	1	5	6	10
Columbus	14	4	7	11	8
Dallas	13	4	8	12	0
Detroit	14	3	5	8	11
Edmonton	13	4	3	7	6
Florida	8	1	4	5	0
Los Angeles	9	1	1	2	0
Minnesota	11	2	4	6	6
Montreal	12	3	2	5	4
Nashville	12	2	1	3	6
New Jersey	12	8	4	12	12
NY Islanders	11	3	5	8	6
NY Rangers	14	2	2	4	4
Ottawa	10	2	6	8	7
Philadelphia	8	2	1	3	6
Phoenix	11	4	5	9	31
Pittsburgh	9	1	4	5	6
San Jose	9	3	3	6	6
St. Louis	15	3	7	10	6
Tampa Bay	16	6	5	11	6
Toronto	6	3	1	4	4
Vancouver	12	2	6	8	10
Washington	13	3	1	4	6
Winnipeg	16	9	10	19	10

NHL TOTALS: 331 ... 90 ... 115 ... 205 ... 206

CAREER:

2012-13: Completed his sixth NHL season, second with Florida...Missed final 21 games of the season with a lower body injury...Recorded goal Mar. 12 vs. TBL...Recorded a season-high of five shots Mar.12 vs. TBL...Returned to action after missing 12 games due to injury (lower body) Mar. 8 vs WPG...Recorded an assist. Feb. 5 at WPG...Scored a goal and added an assist Jan. 31 vs. WPG...Logged season-high 19:38 TOI vs. WPG Jan. 31...Missed first five games of the season with a lower body injury.

2011-12: Completed his fifth NHL season, first with Florida...Recorded career-high 54th point with assist Apr. 7 vs CAR...Scored career-high 23rd goal Apr. 3 vs WPG...Missed 9 games (lower body) Feb. 28-Mar. 15...Recorded two points (1-1-2) Feb. 12 at NYI...Skated in 300th game Feb. 7 at WSH...Finished with three points (2-1-3) Jan. 21 at WPG...Scored GWG Dec. 27 vs. TOR...Had two assists (0-2-2) Dec. 22 at OTT...Scored OT GWG Dec. 18 vs. CAR...Had 4-game point streak (3-2-5, 12/8-13)...Recorded two goals Dec. 13 vs. NJD...Netted GWG Nov. 23 vs. NYR...Set franchise record with 25 points (11-14-25) in first 20 games of season...Had three points (2-1-3) and tied career high +3 Nov. 21 vs. NJD...Recorded three points (1-2-3) Nov. 15 at DAL...Tallied first career hat trick, added assist to tie career high four points and a season-high +3 Nov 10 at WPG...Season highs in TOI (25:15) and hits (4) Nov 3 vs. CHI... Four-game point streak to start FLA career (3-4-7, 10/8-17)...Tied career high four points (2-2-4) Oct 17 at TBL...Tallied first goal as a Panther and six shots Oct. 15 vs. TBL. Appeared in all seven playoff games...Scored one goal in Game Six Apr. 24 at NJD...Recorded two points (1-1-2), including the game-winning goal in Game Five, Apr. 21 vs. NJD...Recorded one assist in Game Two, Apr. 15 vs NJD...Recorded one goal in Game One, Apr. 13 vs. NJD... Recorded five points (3-2-5) in the seven-game series against New Jersey during the first-round of the 2012 NHL Stanley Cup Playoffs. **2010-11:** Completed his fourth NHL season, first with Philadelphia, posting 11 points (7-4-11) and 24 PIM in 27 games after posting 35 points (14-21-35) in 53 games with Toronto...Had a two-goal game vs. TOR on Mar. 3...Scored first goal as a Flyer at NYR on Feb. 20...Acquired by the Flyers from Toronto on Feb. 14...Had a four-game point streak (2/1-7, 2-2-4)...Had a three-point game (1-2-3) at ATL on Jan. 7...Had two assists and was +3 at NJD on Dec. 26...Played in his 200th career NHL game, and added an assist, at GGY on Dec. 16...Had a four-game point streak (11/10-18, 3-2-5)...Had two goal game, tying a career high, vs. NSH on Nov. 16...Acquired in a trade from Chicago by Toronto on Jun. 30. **2009-10:** Completed third NHL season, third with Chicago. Won the Stanley Cup...Played 79 games for CHI collecting 44 points (20-24-44) with 35 PIM. Ranked sixth on Chicago in goals and points. Scored a career-high with four GWG and 13 even-strength goals. Ranked fifth in NHL with four shorthanded points (3-1-4). Collected a playoff-high three points (1-2-3) in Game 5 SCF Jun. 6 vs. PHI. Registered a career-high nine-game point streak (Dec. 29 - Jan 14)...Scored two powerplay goals Nov. 19 at CGY with 11 points (3-8-11). Played 22 playoff games

for the Blackhawks collecting 14 points (6-8-14) with 14 PIM....Ranked third on Chicago with two GWG in the playoffs...Recorded four multi-point games in the playoffs. **2008-09:** Completed second NHL season, second with Chicago. Named finalist for Calder Trophy (Rookie of the Year). Ranked first among NHL rookies in assists (31), second in points (53) and fourth in goals (22). Ranked fourth on CHI in points and fifth in goals. Ranked first on CHI in shorthanded goals (4) and tied a rookie franchise record for SHG (Billy Gardiner in 1981-82). Ranked first on team in shorthanded points (7). Collected first playoff points with three points (1-2-3) in Game 4 of CQF Apr. 22 at CGY. Missed three games due to injury (Jan. 28, Jan. 29 & Apr. 11) and one game due to suspension (Dec. 10). Named to NHL YoungStars Game on Jan. 24 at Bell Centre in MTL but did not play due to injury...Scored first-ever goal at Wrigley Field at 3:24 into 1st period of Winter Classic Jan. 1 vs. DET...Played 17 playoff games and ranked first among all rookies in playoff assists (8) and points (12)...Ranked third (tie) on Chicago in playoff assists and points. **2007-08:** Completed first NHL season, first with Chicago. Played 13 games for Chicago collecting four points (2-2-4) with six PIM...Played first career NHL game Nov. 22 at CGY...Collected first NHL goal and assist Jan. 3 at PHX (Tellqvist)...Played 56 games for Rockford (AHL) collecting 49 points (18-31) with 174 PIM...Ranked first on Rockford in PIM, third in assists, fourth in points, and fourth (tie) in goals. Ranked first on Rockford in playoff goals (6) and points (11) in 12 games. **2006-07:** Acquired by Chicago from Boston along with future considerations for Brandon Bochenski Feb. 3. Split first full professional season between Providence (AHL) and Rockford (AHL) playing 70 regular season games collecting 72 points (26-46-72) with 39 PIM...Ranked third among AHL rookies in assists and fourth in points. **2005-06:** Split final junior season between Kamloops & Red Deer (WHL)...Played 71 WHL games collecting 48 points (16-32-48) with 127 penalty minutes...Played 13 regular season games for Providence (AHL) collecting 6 points (2-4-6) with 13 PIM...Played three playoff games for Providence collecting six PIM. **2004-05:** Ranked fourth (tie) on Lethbridge (WHL) in goals (22) and fifth in points (52) in 68 games...Played five playoff games for Lethbridge collecting one assist and four PIM. **2003-04:** Played 68 games for Lethbridge collecting 49 points (16-33-49) with 85 PIM.

2002-03: Played 57 games for Lethbridge collecting 18 points (8-10-18) with 32 PIM.



SEASON	TEAM	LEAGUE	GP	G	A	PTS	+/-	PIM	PPG	SHG	GWG	GP	G	A	PTS	PIM
2002-03	Lethbridge	WHL	57	8	10	18	-11	32	2	1	-	-	-	-	-	-
2003-04	Lethbridge	WHL	68	16	33	49	-5	85	5	0	-	-	-	-	-	-
2004-05	Lethbridge	WHL	68	22	30	52	15	68	6	1	-	5	0	1	1	4
2005-06	Kamloops	WHL	14	6	6	12	3	24	2	0	-	-	-	-	-	-
	Red Deer	WHL	57	10	26	36	-9	103	3	0	-	-	-	-	-	-
	Providence	AHL	13	2	4	6	3	13	0	0	0	3	0	0	0	6
2006-07	Providence	AHL	43	22	27	49	15	19	5	0	3	-	-	-	-	-
	Norfolk	AHL	27	4	19	23	0	20	1	0	1	2	0	0	0	2
2007-08	Chicago		13	2	2	4	-1	6	0	0	0	-	-	-	-	-
	Rockford	AHL	56	18	31	49	6	174	6	1	-	12	6	5	11	6
2008-09	Chicago		78	22	31	53	15	55	6	4	3	17	4	8	12	22
2009-10	Chicago		79	20	24	44	8	35	4	3	4	22	6	8	14	14
2010-11	Toronto		53	14	21	35	-13	29	5	0	0	-	-	-	-	-
	Philadelphia		27	7	4	11	4	24	1	1	0	11	1	5	6	12
2011-12	Florida	NHL	71	23	31	54	-4	49	8	1	5	7	3	2	5	8
2012-13	Florida	NHL	10	2	2	4	-8	8	0	0	0	-	-	-	-	-
	FLORIDA TOTALS		81	25	33	58	-12	57	8	1	5	7	3	2	5	8
	NHL TOTALS		331	90	115	205	9	206	24	9	12	57	14	23	37	56



MIKE WEAVER

(MIGHK WEE-vuhr)

43

DEFENSE • Shoots Right • 5-10, 180 • Born 5/2/78 in Bramalea, Ontario

DRAFTED: Undrafted (Signed by Atlanta in 2000)

HOW ACQUIRED: Signed as an unrestricted free agent on Aug. 3, 2010.

MILESTONES

First NHL Game: 11/27/01 at Montreal

First NHL Goal: 2/6/07 at Tampa Bay

First NHL Assist/Point: 12/1/01 at Florida

Most Goals, Game: 1 (6 times), MR: 3/18/10 at NY Rangers

Most Assists, Game: 2 (3 times), MR: 3/4/12 vs. Ottawa

Most Points, Game: 2 (5 times), MR: 3/4/12 vs. Ottawa

Most Penalty Minutes, Game: 15, 2/16/08 at Edmonton

WEAVER vs. NHL:

Team	GP	G	A	PTS	PIM
Anaheim	24	0	2	2	14
Boston	17	0	2	2	10
Buffalo	13	0	1	1	2
Calgary	22	0	5	5	4
Carolina	21	0	2	2	8
Chicago	22	1	1	2	6
Colorado	19	0	5	5	9
Columbus	19	1	0	1	6
Dallas	23	0	5	5	6
Detroit	17	0	2	2	4
Edmonton	22	0	3	3	27
Florida	10	0	1	1	4
Los Angeles	12	0	1	1	0
Minnesota	17	0	0	0	2
Montreal	15	0	0	0	4
Nashville	17	0	3	3	4
New Jersey	11	0	3	3	8
NY Islanders	16	1	3	4	0
NY Rangers	17	2	3	5	12
Ottawa	15	0	3	3	2
Philadelphia	19	0	5	5	6
Phoenix	21	0	1	1	6
Pittsburgh	15	1	3	4	2
San Jose	24	0	1	1	8
St. Louis	8	0	1	1	0
Tampa Bay	22	1	7	8	8
Toronto	17	0	2	2	4
Vancouver	15	0	1	1	8
Washington	22	0	2	2	10
Winnipeg	18	0	5	5	6

NHL TOTALS 530 7 73 80 190

CAREER:


2012-13: Completed his 11th NHL season, third with Florida...Notched an assist Apr. 23 vs. NYR...Recorded an assist Apr. 20 at NJD...Missed 20 games with a lower body suffered on Feb. 28 vs. BUF...Scored first goal of season Feb. 22 at PIT...Registered two assists and plus-3 Feb. 21 at PHI...Picked up a pair of assists Feb. 16 vs. TBL...Posted assist in second straight game Feb. 7 at PHI...Recorded first point of the season on Feb. 5 vs. WPG with assist. Logged a season-high 24:32 TOI Feb. 3 vs. BUF.

2011-12: Completed his 10th NHL season, second with Florida...Led team in blocked shots (137)...Was one of three Panthers to skate in all 82 games (Campbell, Fleischmann)...Skated in 500th NHL game Apr 1 at DET...Career-high 27:22 TOI Mar. 9 at PIT...Tied career high two assists Mar. 4 vs. OTT...Set career high with 14th point (assist) Feb. 15 vs. OTT...New career high with 12th assist of season Feb. 9 vs. LAK...Assist in 23:36 TOI Jan. 16 vs. BOS...Signed two-year contract extension Dec. 30...Finished with 25:08 TOI Dec. 18 vs. CAR...Had assist Dec. 5 vs. WSH...Had two hits and matched season-high with three blocked shots Nov. 13 vs. PHI...Registered an assist for the third time in four games Nov. 8 at TOR...Assist and 20:31 TOI Nov. 6 vs. TBL...Recorded assist in 20:54 TOI Oct. 31 vs. WPG...Matched a season high with three blocked shots Oct. 27 at OTT...Tied a career high with two assists and was a season-high +3 Oct. 22 vs. NYI...Registered his first point of the season Oct. 11 at PIT with an assist...Blocked a season-high three shots in 17:21 Oct. 8 at NYI. Appeared in all seven playoff games...Scored his first career playoff goal for first career playoff point and blocked four shots in Game Three, Apr. 17 at NJD. **2010-11:** Completed his ninth NHL season, first with Florida...First on the team in blocked shots (132)...Played in all 82 games, setting career highs with 11 assists, 13 points and 34 PIM...Tallied an assist Apr. 2 vs. PIT...Notched an assist and a +3 rating Mar. 12 vs. TBL...Played in his 400th career game Feb. 25 at ATL...Notched second career game-winning goal Jan. 25 at NYR...Recorded assists in back-to-back games Jan. 5 - Jan. 7...Notched an assist Dec. 22 at PIT...Registered first goal and first assist as a Panther and first multi-point game (1-1-2) since Feb. 6, 2007 as a member of LAK (221 games) Oct. 23 vs. NYI...Made Panther debut Oct. 10 at EDM, finishing with 17:16 of ice time. **2009-10:** Completed his eighth NHL season and second with St. Louis...Set then-career highs in games played (77), points (10) and plus/minus (+10)...His +10 rating led the team...Scored his first goal of the season Mar. 18 at NYR...Played in his 300th career NHL game Dec. 29 vs. NSH. **2008-09:** Played in a career-high 58 games...Posted a plus-or-even rating in 45 of his 58 games...Registered his 100th career penalty minute on Feb. 16 vs. NYR...Tallied his first point (assist) as a Blue on Oct. 16 vs. DAL...Made his Blues debut on Oct. 11 at NYI... Made his postseason debut on April 15 at VAN. **2007-08:** Played in 55 games with the Vancouver Canucks, registering one assist, 33 PIM and a +1 rating. **2006-07:** Played the majority of the season with Los Angeles, posting nine points (3-6-9)...Scored his first NHL goal Feb. 6 at TBL...Appeared in seven games with the Manchester Monarchs (AHL), recording four points (1-3-4) along with two PIM. **2005-06:** In his first season as a King, Weaver appeared in 53 games and averaged 15:03

of ice time...Played in his 100th NHL game Mar. 1 at STL...Had the primary assist on Luc Robitaille's franchise record 551st goal Jan. 19 vs. ATL....Recorded three assists in a five-game stretch from Dec. 21-29...Returned to the lineup Nov. 17 vs. Vancouver and played in 19 of the next 21 games before suffering a hip flexor injury that shelved him for six contests....Played in the first 12 games of the season before sustaining a broken right foot after blocking a shot in practice that sidelined him for seven games. **2004-05:** Led the Kings' AHL affiliate and finished third in the AHL with a +35 rating...Placed third in scoring among Monarch defensemen with 23 points (1-22-23)...Appeared in 79 games, the most by any of the club's defensemen. **2003-04:** Spent the season with the Chicago Wolves of the AHL and ranked second on the team with a +21 rating...Was recalled to Atlanta on Feb. 9. **2002-03:** Split the season between Atlanta and Chicago (AHL)...Began the season in the AHL and was recalled to the Thrashers Oct. 30...Set career highs for points (5) and games (40) with Atlanta. **2001-02:** Spent the bulk of his second pro season with Chicago (AHL)...Was recalled on three occasions and made his NHL debut Nov. 27 at MTL...Recorded his first NHL point with an assist Dec. 1 at FLA...Member of the AHL Calder Cup Champion Chicago Wolves. **2000-01:** Played in the IHL for Orlando and helped them win the Turner Cup in his first season as a professional...Led the IHL with a +20 rating during the regular season. **1996-2000:** Played in a total of 163 games at Michigan State totaling 48 points (5-43-48) and 202 PIM.



SEASON	TEAM	LEAGUE	GP	G	A	PTS	+/-	PIM	PPG	SHG	GWG	GP	G	A	PTS	PIM
1996-97	Michigan State	NCAA	39	0	7	7	-	46	-	-	-	-	-	-	-	-
1997-98	Michigan State	NCAA	44	4	22	26	-	68	-	-	-	-	-	-	-	-
1998-99	Michigan State	NCAA	42	1	6	7	-	54	-	-	-	-	-	-	-	-
1999-00	Michigan State	NCAA	38	0	8	8	-	34	-	-	-	-	-	-	-	-
2000-01	Orlando	IHL	68	0	8	8	20	34	0	0	0	16	0	2	2	-
2001-02	Atlanta	NHL	16	0	1	1	0	10	0	0	0	-	-	-	-	-
	Chicago	AHL	58	2	8	10	-9	67	1	0	0	25	1	3	4	21
2002-03	Atlanta	NHL	40	0	5	5	-5	20	0	0	0	-	-	-	-	-
	Chicago	AHL	33	2	2	4	2	32	0	0	1	9	0	3	3	4
2003-04	Atlanta	NHL	1	0	0	0	-1	0	0	0	0	-	-	-	-	-
	Chicago	AHL	78	3	14	17	21	89	0	0	0	9	2	2	4	20
2004-05	Manchester	AHL	79	1	22	23	35	61	0	0	0	6	0	1	1	0
2005-06	Los Angeles	NHL	53	0	9	9	-3	14	0	0	0	-	-	-	-	-
2006-07	Los Angeles	NHL	39	3	6	9	-4	16	1	0	1	-	-	-	-	-
	Manchester	AHL	7	1	3	4	2	2	0	0	0	-	-	-	-	-
2007-08	Vancouver	NHL	55	0	1	1	1	33	0	0	0	-	-	-	-	-
2008-09	St. Louis	NHL	58	0	7	7	-3	12	0	0	0	4	0	0	0	0
2009-10	St. Louis	NHL	77	1	9	10	10	29	0	0	0	-	-	-	-	-
2010-11	Florida	NHL	82	2	11	13	1	34	0	0	1	-	-	-	-	-
2011-12	Florida	NHL	82	0	16	16	-2	14	0	0	1	7	1	0	1	0
2012-13	Florida	NHL	27	1	8	9	-3	8	0	0	0	-	-	-	-	-
FLORIDA TOTAL:			201	3	35	38	-4	56	0	0	1	7	1	0	1	0
NHL TOTALS:			530	7	73	80	-9	190	1	0	2	11	1	0	1	0



JESSE WINCHESTER 17

(JEH-see WIHN-chehs-tuhr)

CENTER • Shoots Right • 6-01, 206 • Born 10/4/83 in Long Sault, ONT

DRAFTED: Undrafted

HOW ACQUIRED: Signed one-year contract with Florida, July 8, 2013.

MILESTONES

First NHL Game: 3/29/08 at Boston

First NHL Goal/Point: 11/6/08 at Philadelphia

First NHL Assist: 10/5/08 at Pittsburgh

Most Goals, Game: 1, 11 times, 12/8/11 at New Jersey

Most Assists, Game: 2, 2 times, 11/26/09 vs Columbus

Most Points, Game: 2, 5 times, 11/26/09 vs Columbus

Most Penalty Minutes, Game: 10, 12/3/08 vs Atlanta

WINCHESTER vs. NHL:

Team	GP	G	A	PTS	PIM
Anaheim	3	0	0	0	0
Boston	18	0	3	3	11
Buffalo	20	0	2	2	4
Calgary	5	0	2	2	4
Carolina	13	0	1	1	15
Chicago	2	0	0	0	0
Colorado	3	0	0	0	0
Columbus	4	0	3	3	0
Dallas	3	0	0	0	2
Detroit	3	0	0	0	2
Edmonton	4	1	0	1	4
Florida	11	0	4	4	2
Los Angeles	3	0	0	0	0
Minnesota	3	0	1	1	2
Montreal	16	0	4	4	2
Nashville	2	0	0	0	2
New Jersey	11	1	4	5	12
NY Islanders	11	1	3	4	8
NY Rangers	11	1	0	1	4
Ottawa					
Philadelphia	9	2	3	5	7
Phoenix	3	1	0	1	2
Pittsburgh	12	1	3	4	4
San Jose	3	0	0	0	5
St. Louis	2	1	0	1	0
Tampa Bay	10	0	2	2	6
Toronto	18	0	1	1	13
Vancouver	7	0	0	0	0
Washington	13	1	3	4	5
Winnipeg	10	1	2	3	10

NHL TOTALS: 233...11...41...52...121

CAREER:

2012-13: Played five games for Jokerit Helsinki, recording three points (0-3-3) with two penalty minutes

2011-12: Completed his fifth NHL season, fifth with Ottawa...Played 32 games for Ottawa, recording eight points (2-6-8) with plus-two rating and 22 penalty minutes...Played in four playoff games for Ottawa. **2010-11:** Completed his fourth NHL season, fourth with Ottawa...Recorded career highs in goals (four) and penalty minutes (42)...Played 200th career game vs. MTL on Apr. 7...Posted a season-high in the faceoff circle by winning 12 of 14 draws (86 per cent) Mar. 15 vs. PIT...Sustained a lower-body injury on Feb. 7 and missed eight regular-season games, returned Mar. 1 vs. BOS. **2009-10:** Completed his third NHL season, third with Ottawa...Played his 100th career NHL game against MTL on Dec. 28...Missed 19 games to injury...Started season on a conditioning stint with Binghamton (AHL), following a pre-season injury. **2008-09:** Completed second NHL season, second with Ottawa...Ranked 14th (tie) among all NHL rookies in games played (76)...Had three multi-point games...Scored first NHL goal against PHI Nov. 6...Recorded first NHL point, an assist, in his third NHL game against PIT in Stockholm on Oct. 5. **2007-08:** Completed first NHL season, first with Ottawa...Made pro debut at BOS Mar. 29...In 40 games with the Colgate Red Raiders, recorded eight goals and added a team- and league-leading 29 assists for 37 points...Served as Colgate's team captain...Named the ECAC's player of the week on two occasions, Oct. 15 and Jan. 21. **Collegiate career:** Played in 143 games over his four-year career at Colgate, scoring 40 goals and adding 74 assists for 114 points while adding 158 penalty minutes. **Junior career:** Played for the Cornwall Colts of the Central Junior Hockey League...Named team's most valuable player in 2003-04, scoring 23 goals and adding a league-leading 59 assists for 82 points in 54 games...Prior to playing with Cornwall, he played for the Winchester Hawks of the Eastern Ontario Junior B Hockey League.




SEASON	TEAM	LEAGUE	GP	G	A	PTS	+/-	PIM	PPG	SHG	GWG	GP	G	A	PTS	PIM
2004-05	Colgate University	ECAC	28	2	2	4	-	22	-	-	-	-	-	-	-	-
2005-06	Colgate University	ECAC	37	14	22	36	-	31	-	-	-	-	-	-	-	-
2006-07	Colgate University	ECAC	37	16	21	37	-	52	-	-	-	-	-	-	-	-
2007-08	Colgate University	ECAC	40	8	29	37	-	51	-	-	-	-	-	-	-	-
	Ottawa	NHL	1	0	0	0	0	0	0	0	0	-	-	-	-	-
2008-09	Ottawa	NHL	76	3	15	18	0	33	0	0	1	-	-	-	-	-
2009-10	Ottawa	NHL	52	2	11	13	-	22	0	1	0	6	0	0	0	0
	Binghamton	AHL	4	2	2	4	3	0	0	0	0	-	-	-	-	-
2010-11	Ottawa	NHL	72	4	9	13	-9	42	-	-	-	-	-	-	-	-
2011-12	Ottawa	NHL	32	2	6	8	2	22	0	1	0	4	0	0	0	0
2012-13	TUTO Turku	Finland-2	11	3	7	10	-	58	-	-	-	-	-	-	-	-
	Jokerit Helsinki	SM-liiga	5	0	3	3	0	2	-	-	-	-	-	-	-	-
	NHL Totals		233	11	41	52	-8	121	0	2	1	10	0	0	0	0





magi

IN THE SYSTEM



JOE BASARABA

RIGHT WING · Shoots Right · 6-3, 195 · Born 5/2/92 in Fort Frances, Ontario

HOW ACQUIRED: Florida's seventh choice (69th overall) in the 2010 NHL Entry Draft.

SEASON	TEAM	LEAGUE	GP	G	A	PTS	PIM	GP	G	A	PTS	PIM
2008-09	Shattuck-St. Mary's High-MN		54	20	24	44	54	-	-	-	-	-
2009-10	Shattuck-St. Mary's High-MN		52	24	22	46	39	-	-	-	-	-
2010-11	Minnesota-Duluth	WCHA	36	3	2	5	20	-	-	-	-	-
2011-12	Minnesota-Duluth	WCHA	40	7	9	16	58	-	-	-	-	-
2012-13	Minnesota-Duluth	WCHA	37	10	7	17	40	-	-	-	-	-



FRANCIS BEAUVILLIER

CENTER · Shoots Left · 6-1, 181 · Born 10/22/93 in Sorel-Tracy, Quebec

HOW ACQUIRED: Florida's fourth choice (174th overall) in the 2012 NHL Entry Draft.

SEASON	TEAM	LEAGUE	GP	G	A	PTS	PIM	GP	G	A	PTS	PIM
2009-10	Lewiston	QMJHL	61	12	14	26	46	4	0	0	0	0
2010-11	Lewiston	QMJHL	57	11	14	25	39	3	0	0	0	0
2011-12	Rimouski	QMJHL	67	23	11	34	75	21	5	4	9	31
2012-13	Rimouski	QMJHL	64	30	32	62	86	6	1	2	3	10
	San Antonio	AHL	8	0	2	2	4	-	-	-	-	-



NICK BJUGSTAD

CENTER · Shoots Right · 6-6, 210 · Born 7/17/92 in Minneapolis, Minnesota

HOW ACQUIRED: Florida's second choice (19th overall) in the 2010 NHL Entry Draft.

SEASON	TEAM	LEAGUE	GP	G	A	PTS	PIM	GP	G	A	PTS	PIM
2008-09	Blaine	High-MN	25	26	25	51	20	-	-	-	-	-
2009-10	Blaine	High-MN	30	35	34	69	26	-	-	-	-	-
2010-11	U. of Minnesota	WCHA	29	8	12	20	51	-	-	-	-	-
2011-12	U. of Minnesota	WCHA	40	25	17	42	28	-	-	-	-	-
2012-13	U. of Minnesota	WCHA	40	21	15	36	28	-	-	-	-	-
	Florida	NHL	11	1	0	1	2	-	-	-	-	-
	Florida Total		11	1	0	1	2	-	-	-	-	-



R.J. BOYD

DEFENSE · Shoots Left · 6-1, 199 · Born 2/7/91 in Lake Worth, Florida

HOW ACQUIRED: Florida's thirteenth choice (183rd overall) in the 2010 NHL Entry Draft.

SEASON	TEAM	LEAGUE	GP	G	A	PTS	PIM	GP	G	A	PTS	PIM
2008-09	Cushing Academy	High-MA	35	2	11	13	35	-	-	-	-	-
2009-10	Cushing Academy	High-MA	15	1	3	4	16	-	-	-	-	-
2010-11	Sacred Heart	AHA	15	1	3	4	16	-	-	-	-	-
	Chicago	USHL	33	2	0	2	42	-	-	-	-	-
2011-12	Indiana	USHL	50	1	13	14	93	6	0	2	2	10
2012-13	Michigan State	CCHA	42	2	9	11	20	-	-	-	-	-

CONNOR BRICKLEY

CENTER · Shoots Left · 6-1, 195 · Born 2/25/92 in Everett, Massachusetts

HOW ACQUIRED: Florida's sixth choice (50th overall) in the 2010 NHL Entry Draft.

SEASON	TEAM	LEAGUE	GP	G	A	PTS	PIM	GP	G	A	PTS	PIM
2009-10	Des Moines	USHL	52	22	21	43	68	-	-	-	-	-
2010-11	U. of Vermont	H-East	35	4	9	13	33	-	-	-	-	-
2011-12	U. of Vermont	H-East	23	9	3	12	16	-	-	-	-	-
2012-13	U. of Vermont	H-East	24	3	5	8	31	-	-	-	-	-



SAM BRITTAIN

GOALTENDER · Catches Left · 6-1, 215 · Born 5/10/92 in Calgary, Alberta

HOW ACQUIRED: Florida's eighth choice (92nd overall) in the 2010 NHL Entry Draft.

SEASON	TEAM	LEAGUE	GP	W	L	T	MIN	GASO	GAA	GP	W	L	MIN	GASO	GAA
2009-09	Calga	AMHL	26	14	9	3	1542	67	-2.61	-	-	-	-	-	-
	Canmore	AJHL	3	1	2	0	179	9	03.02	-	-	-	-	-	-
2009-10	Canmore	AJHL	52	23	19	8	3065	167	23.27	9	5	4	559	28	03.01
2010-11	U. of Denver	WCHA	33	19	9	5	1998	76	12.28	-	-	-	-	-	-
2011-12	U. of Denver	WCHA	12	8	4	0	735	29	12.36	-	-	-	-	-	-
2012-13	U. of Denver	WCHA	13	5	7	0	751	37	02.95	-	-	-	-	-	-




JOSH BROWN

DEFENSE · Shoots Right · 6-5, 213 · Born 1/21/94 in London, Ontario

HOW ACQUIRED: Florida's seventh Choice (152nd overall) in the 2013 NHL Entry Draft.

SEASON	TEAM	LEAGUE	GP	G	A	PTS	PIM	GP	G	A	PTS	PIM
2010-11	Whitby	OJHL	35	6	4	10	59	-	-	-	-	-
2011-12	Oshawa	OHL	46	0	4	4	49	2	0	0	0	0
2012-13	Oshawa	OHL	68	0	16	16	79	9	1	4	5	11-





MATT BUCKLES

CENTER · Shoots Right · 6-1, 205 · Born 5/5/95 in Toronto, Ontario

HOW ACQUIRED: Florida's fifth choice (98th overall) in the 2013 NFL Entry Draft.

SEASON	TEAM	LEAGUE	GP	G	A	PTS	PIM	GP	G	A	PTS	PIM
2011-12	Toronto	OJHL	46	15	21	36	76	21	5	6	11	20
2012-13	St. Michael's	OJHL	50	40	31	71	107	17	7	10	17	54-





MICHAEL CARUSO

DEFENSE · Shoots Left · 6-2, 197 · Born 7/5/88 in Mississauga, Ontario

HOW ACQUIRED: Florida's third choice (103rd overall) in the 2006 NHL Entry Draft.

SEASON	TEAM	LEAGUE	GP	G	A	PTS	PIM	GP	G	A	PTS	PIM
2004-05	Guelph	OHL	56	0	3	3	31	4	0	0	0	2
2005-06	Guelph	OHL	66	1	15	16	85	15	1	2	3	24
2006-07	Guelph	OHL	64	4	16	20	119	4	0	0	0	8
2007-08	Guelph	OHL	62	10	24	34	103	10	2	6	8	22
2008-09	Rochester	AHL	73	1	9	10	66	-	-	-	-	-
2009-10	Rochester	AHL	67	1	10	11	42	-	-	-	-	-
2010-11	Rochester	AHL	75	5	4	9	77	-	-	-	-	-
2011-12	San Antonio	AHL	68	5	8	13	63	10	0	4	4	4
2012-13	Florida	NHL	2	0	0	0	0	-	-	-	-	-
	San Antonio	AHL	35	1	3	4	22	-	-	-	-	-
	Florida Total		2	0	0	0	0	-	-	-	-	-



CHRIS CLAPPERTON

LEFT WING · Shoots Left · 5-10, 180 · Born 2/22/94 in Cap Esprit, Quebec

HOW ACQUIRED: Florida's sixth choice (122nd overall) in the 2013 NHL Entry Draft.

SEASON	TEAM	LEAGUE	GP	G	A	PTS	PIM	GP	G	A	PTS	PIM
2011-12	Blainville	QMJHL	56	18	37	55	40	11	3	6	9	8
2012-13	Blainville	QMJHL	67	34	43	77	71	15	6	14	20	20



EVAN COWLEY

GOALIE · Catches Left · 6-4, 185 · Born 7/31/95 in Evergreen, CO

HOW ACQUIRED: Florida's third choice (92nd overall) in the 2013 NHL Entry Draft.

SEASON	TEAM	LEAGUE	GP	W	L	T	MIN	GP	GAA	SO	SV%
2012-13	Wichita Falls	NAHL	50	22	24	4	2987	50	2.90	3	.900

ALEXANDER DELNOV

LEFT WING · Shoots Left · 6-0, 190 · Born 1/14/94 in Moscow, Russia

HOW ACQUIRED: Florida's third choice (114th overall) in the 2012 NHL Entry Draft.




SEASON	TEAM	LEAGUE	GP	G	A	PTS	PIM	GP	G	A	PTS	PIM
2011-12	Mytishi	Russia-Jr	47	11	11	22	16	5	0	0	0	2
2012-13	Seattle	WHL	69	20	29	49	33	-	-	-	-	-
	San Antonio	AHL	6	0	0	0	0	-	-	-	-	-

ROMAN DERLYUK

DEFENSE · Shoots Left · 6-3, 198 · Born 10/27/86 in Leningrad, Russia

HOW ACQUIRED: Florida's seventh choice (164th overall) in the 2005 NHL Entry Draft.



SEASON	TEAM	LEAGUE	GP	G	A	PTS	PIM	GP	G	A	PTS	PIM
2004-05	St. Petersburg	Rus-2	51	0	3	3	74	-	-	-	-	-
2005-06	St. Petersburg	Rus	32	0	3	3	63	2	1	0	1	0
2005-06	St. Petersburg 2	Rus-3	2	0	1	1	0	-	-	-	-	-
2006-07	St. Petersburg	Rus	6	0	1	1	4	-	-	-	-	-
	MVD Moscow	Rus	19	0	3	3	14	1	0	0	0	0
	St. Petersburg 2	Rus-3	6	1	4	5	6	-	-	-	-	-
	Tver	Rus-3	2	0	2	2	0	-	-	-	-	-
2007-08	MVD Moscow	Rus	26	3	3	6	26	3	0	0	0	2
	MVD Moscow 2	Rus-3	24	1	5	6	36	-	-	-	-	-
2008-09	MVD Moscow	KHL	54	3	8	11	50	-	-	-	-	-
2009-10	MVD Moscow	KHL	25	2	7	9	34	15	1	3	4	16
2010-11	Dynamo Moscow	KHL	44	5	9	14	18	6	0	2	2	8
2011-12	San Antonio	AHL	69	2	9	11	31	10	1	0	1	6
2012-13	Moscow	KHL	27	2	2	4	10	11	2	0	2	4

MICHAEL DOWNING

DEFENSE · Shoots Left · 6-3, 192 · Born 5/19/95 in Canton, MI

HOW ACQUIRED: Florida's fourth choice (97th overall) in the 2013 NHL Entry Draft.



SEASON	TEAM	LEAGUE	GP	G	A	PTS	PIM	GP	G	A	PTS	PIM
2011-12	Dubuque	USHL	54	4	10	14	68	5	1	1	2	4
2012-13	Dubuque	USHL	52	3	20	23	107	11	0	3	3	6

IN THE SYSTEM




BENJAMIN GALLACHER

DEFENSE · Shoots Left · 5-11, 185 · Born 9/11/92 in Calgary, Alberta

HOW ACQUIRED: Florida's ninth choice (93rd overall) in the 2010 NHL Entry Draft.

SEASON	TEAM	LEAGUE	GP	G	A	PTS	PIM	GP	G	A	PTS	PIM
2008-09	Camrose	AJHL	43	4	6	10	58	9	0	1	1	4
2009-10	Camrose	AJHL	34	3	19	22	61	11	1	1	2	43
2010-11	Camrose	AJHL	37	5	22	27	119	18	3	5	8	52
2011-12	Ohio State	CCHA	24	1	11	12	30	-	-	-	-	-
2012-13	Green Bay	USHL	42	4	15	19	72	3	0	0	0	4




SERGEI GAYDUCHENKO

GOALTENDER · Catches Left · 6-5, 222 · Born 6/6/89 in Yaroslavl, Russia

HOW ACQUIRED: Florida's eighth choice (202nd overall) in the 2007 NHL Entry Draft.

SEASON	TEAM	LEAGUE	GP	W	L	T	MIN	GASO	GAA	GP	W	L	MIN	GASO	GAA
2008-09	Yaroslavl	KHL	3	2	1	1	185	5	0 1.62	-	-	-	-	-	-
2009-10	Yaroslavl	KHL	20	11	7	0	1091	44	0 2.42	-	-	-	-	-	-
2010-11	CSKA Moscow	KHL	23	4	13	5	1201	58	1 2.90	-	-	-	-	-	-
2011-12	CSKA Moscow	KHL	13	2	6	4	623	30	0 2.89	2	0	0	105	7	0 4.01
2012-13	Novosibirsk	KHL	19	6	9	2	974	39	1 2.40	1	0	0	20	2	0 6



ROCCO GRIMALDI

CENTER · Shoots Right · 5-6, 170 · Born 2/8/93 in Rossmore, California


HOW ACQUIRED: Florida's second choice (33rd overall) in the 2011 NHL Entry Draft.

SEASON	TEAM	LEAGUE	GP	G	A	PTS	PIM	GP	G	A	PTS	PIM
2009-10	US Nat'l Dev. Team	USHL	32	11	9	20	22	-	-	-	-	-
2010-11	US Nat'l Dev. Team	USHL	23	12	13	25	18	-	-	-	-	-
2011-12	U. of North Dakota	WCHA	4	1	1	2	2	-	-	-	-	-
2012-13	U. of North Dakota	WCHA	40	13	23	36	18	-	-	-	-	-

DOV GRUMET-MORRIS

GOALTENDER · Catches Left · 6-2, 198 · Born 2/28/82 in Evanston, Illinois

HOW ACQUIRED: Signed as a Free Agent on July 1, 2012.




SEASON	TEAM	LEAGUE	GP	W	L	T	MIN	GASO	GAA	GP	W	L	MIN	GASO	GAA
2000-01	Danville	NAHL	27	19	5	2	1547	57	3.2.21	5	2	2	300	17	0.3.40
2001-02	Harvard	ECAC	21	10	8	1	1226	58	1.2.84	-	-	-	-	-	-
2002-03	Harvard	ECAC	29	18	9	2	1741	69	1.2.38	-	-	-	-	-	-
2003-04	Harvard	ECAC	33	16	14	3	1933	76	3.2.36	-	-	-	-	-	-
2004-05	Harvard	ECAC	31	19	9	3	1911	52	6.1.63	-	-	-	-	-	-
2005-06	San Antonio	AHL	1	0	1	0	60	7	0.7.04	-	-	-	-	-	-
	Laredo	CHL	25	18	5	2	1477	50	3.2.03	10	8	2	644	21	1.1.96
2006-07	Portland	AHL	11	1	6	3	594	30	1.3.03	-	-	-	-	-	-
	Hamilton	AHL	2	1	0	1	125	2	1.0.96	-	-	-	-	-	-
	Manitoba	AHL	4	2	1	1	245	5	2.1.23	-	-	-	-	-	-
	Cincinnati	ECHL	22	11	8	3	1341	62	0.2.78	-	-	-	-	-	-
2007-08	Milwaukee	AHL	9	4	4	0	511	23	0.2.70	1	0	0	20	0	0.0.00
	Cincinnati	ECHL	26	20	3	1	1496	59	0.2.37	-	-	-	-	-	-
2008-09	EC Graz	Austria	44	-	-	-	-	-	-2.71	4	-	-	-	-	-3.02
2009-10	HK Acroni Jesenice	Austria	39	-	-	-	-	-	-3.40	-	-	-	-	-	-
	HK Acroni Jesenice	Slovenia	3	-	-	-	-	-	-0.36	6	-	-	-	-	-2.89
2010-11	Connecticut	AHL	22	13	5	1	1219	43	1.2.12	6	2	3	329	17	0.3.10
	Greenville	ECHL	24	15	8	1	1446	56	3.2.32	-	-	-	-	-	-
2011-12	San Antonio	AHL	34	19	13	1	1958	76	3.2.33	2	0	2	118	4	0.2.03
2012-13	San Antonio	AHL	43	12	22	5	2311	125	2.3.24	-	-	-	-	-	-

JONATHAN HAZEN

RIGHT WING · Shoots Right · 5-11, 170 · Born 6/18/90 in Val-Belair, Quebec

HOW ACQUIRED: Signed as a free agent on March 19, 2011.



SEASON	TEAM	LEAGUE	GP	G	A	PTS	PIM	GP	G	A	PTS	PIM
2007-08	Val d'Or	QMJHL	65	21	19	40	25	4	2	1	3	0
2008-09	Val d'Or	QMJHL	62	20	25	45	26	-	-	-	-	-
2009-10	Val d'Or	QMJHL	53	24	35	59	59	6	2	1	3	2
2010-11	Val d'Or	QMJHL	62	41	42	83	29	1	0	0	0	5
2011-12	San Antonio	AHL	9	1	0	1	0	-	-	-	-	-
	Cincinnati	ECHL	48	12	19	31	30	-	-	-	-	-
2012-13	San Antonio	AHL	48	2	14	16	14	-	-	-	-	-
	Cincinnati	ECHL	12	6	4	10	5	-	-	-	-	-

IN THE SYSTEM




STEVEN HODGES

CENTER · Shoots Left · 5-11, 165 · Born 5/5/94 in Delta, British Columbia

HOW ACQUIRED: Florida's second choice (84th overall) in the 2012 NHL Entry Draft.

SEASON	TEAM	LEAGUE	GP	G	A	PTS	PIM	GP	G	A	PTS	PIM
2009-10	Chilliwack	WHL	5	0	2	2	0	-	-	-	-	-
2010-11	Chilliwack	WHL	58	5	6	11	44	3	0	0	0	0
2011-12	Victoria	WHL	72	21	25	46	62	4	0	4	4	4
2012-13	Victoria	WHL	60	28	23	51	67	6	2	4	6	2




QUINTON HOWDEN

CENTER · Shoots Left · 6-2, 189 · Born 1/21/92 in Oakbank, Manitoba

HOW ACQUIRED: Florida's third choice (25th overall) in the 2010 NHL Entry Draft.

SEASON	TEAM	LEAGUE	GP	G	A	PTS	PIM	GP	G	A	PTS	PIM
2007-08	Moose Jaw	WHL	5	0	0	0	0	-	-	-	-	-
2008-09	Moose Jaw	WHL	62	13	17	30	22	-	-	-	-	-
2009-10	Moose Jaw	WHL	65	28	37	65	44	2	0	2	2	2
2010-11	Moose Jaw	WHL	60	40	39	79	43	6	5	2	7	2
2011-12	Moose Jaw	WHL	52	30	35	65	16	14	5	10	15	6
	San Antonio	AHL	-	-	-	-	-	4	0	0	0	2
2012-13	Florida	NHL	18	0	0	0	2	-	-	-	-	-
	San Antonio	AHL	57	13	17	30	24	-	-	-	-	-
	Florida Total		18	0	0	0	2	-	-	-	-	-



MICHAEL HOUSER

GOALTENDER · Catches Right · 6-2, 190 · Born 9/13/92 in Youngstown, Ohio

HOW ACQUIRED: Signed as a Free Agent on July, 10, 2012.

SEASON	TEAM	LEAGUE	GP	W	L	T	MIN	GASO	GAA	GP	W	L	MIN	GASO	GAA
2008-09	Des Moines	USHL	32	5	18	0	1523	102	0.402	-	-	-	-	-	-
2009-10	London	OHL	25	17	4	1	1450	75	0.310	3	0	0	53	7	0.792
2010-11	London	OHL	54	30	19	5	3088	171	1.332	6	2	4	332	15	0.271
2011-12	London	OHL	62	46	15	1	3698	152	6.247	19	16	3	1173	44	1.225
2012-13	Cincinnati	ECHL	29	17	10	2	1694	72	2.255	17	9	8	114	43	1.234



ZACH HYMAN

CENTER · Shoots Right · 6-2, 195 · Born 6/9/92 in Toronto, Ontario

HOW ACQUIRED: Florida's eleventh choice (123rd overall) in the 2010 NHL Entry Draft.


SEASON	TEAM	LEAGUE	GP	G	A	PTS	PIM	GP	G	A	PTS	PIM
2008-09	Hamilton	OJHL	49	13	24	37	24	5	2	2	4	4
2009-10	Hamilton	OJHL	49	35	40	75	30	11	7	9	16	4
2010-11	Hamilton	OJHL	43	42	60	102	24	7	3	5	8	6
2011-12	U. of Michigan	CCHA	41	2	7	9	12	-	-	-	-	-
2012-13	U. of Michigan	CCHA	38	4	5	9	8	-	-	-	-	-

YAROSLAV KOSOV

LEFT WING · Shoots Left · 6-3, 220 · Born 7/5/93 in Magnitogorsk, Russia

HOW ACQUIRED: Florida's eighth choice (124th overall) in the 2011 NHL Entry Draft.

SEASON	TEAM	LEAGUE	GP	G	A	PTS	PIM	GP	G	A	PTS	PIM
2010-11	Magnitogorsk	Rus-Jr.	42	11	10	21	22	17	6	1	7	0
2011-12	Magnitogorsk	Rus-Jr.	12	6	4	10	6	6	0	0	0	0
	Magnitogorsk	KHL	27	4	5	9	6	7	0	0	0	0
2012-13	Magnitogorsk	KHL	40	4	3	7	10	5	0	0	0	0




MATTIAS LINDSTROM

LEFT WING · Shoots Left · 6-4, 203 · Born 3/21/91 in Lulea, Sweden

HOW ACQUIRED: Acquired from Carolina in exchange for Evgenii Dadonov and AJ Jenks on Jan, 19 2012.

SEASON	TEAM	LEAGUE	GP	G	A	PTS	PIM	GP	G	A	PTS	PIM
2007-08	Skelleftea	Swe-Jr	21	5	1	6	40	-	-	-	-	-
2008-09	Skelleftea	Swe	7	1	0	1	0	7	1	0	1	0
	Skelleftea	Swe-Jr	31	8	5	13	46	5	2	0	2	0
2009-10	Skelleftea	Swe-Jr	1	0	0	0	0	-	-	-	-	-
2010-11	Skelleftea	Swe-Jr	28	3	8	11	38	5	0	2	2	4
	Skelleftea	Swe	11	0	0	0	8	9	0	0	0	0
	Bodens	Swe-3	2	0	0	0	2	-	-	-	-	-
2011-12	Tingsryds	Swe-2	34	0	3	3	16	-	-	-	-	-
2012-13	Cincinnati	ECHL	49	4	9	13	54	13	0	1	1	8




MARTIN LOJEK

DEFENSE · Shoots Right · 6-2, 225 · Born 8/19/85 in Brno, Czech Republic

HOW ACQUIRED: Florida's fourth choice (105th overall) in the 2003 NHL Entry Draft.

SEASON	TEAM	LEAGUE	GP	G	A	PTS	PIM	GP	G	A	PTS	PIM
2000-01	Pardubice-Jr.	Cze-Jr	48	2	2	4	42	7	0	0	0	6
2001-02	Pardubice-Jr.	Cze-Jr	40	2	4	6	24	7	1	0	1	2
2002-03	Brampton	OHL	65	1	13	14	47	11	0	1	1	6
2003-04	Brampton	OHL	68	3	17	20	37	12	0	4	4	2
2004-05	Brampton	OHL	58	1	12	13	58	6	0	0	0	6
2005-06	Rochester	AHL	15	1	1	2	16	-	-	-	-	-
	Florida	ECHL	45	3	11	14	40	2	0	0	0	0
2006-07	Florida	NHL	3	0	1	1	0	-	-	-	-	-
	Rochester	AHL	69	6	13	19	87	-	-	-	-	-
2007-08	Florida	NHL	2	0	0	0	0	-	-	-	-	-
	Rochester	AHL	72	6	5	11	97	-	-	-	-	-
2008-09	Ocelari	Cze	9	0	1	1	6	-	-	-	-	-
	Pardubice	Cze	12	0	0	0	0	7	2	1	3	4
2009-10	Ocelari	Cze	47	1	3	4	28	5	0	0	0	10
2010-11	Ocelari	Cze	52	5	11	16	68	18	2	2	4	20
2011-12	Ocelari	Cze	52	5	4	9	44	5	0	0	0	8
2012-13	Ocelari	Cze	43	4	4	8	28	13	0	1	1	12
	Florida Total		5	0	1	1	0	-	-	-	-	-



IN THE SYSTEM



ANTHONY LUCIANI

RIGHT WING · Shoots Right · 5-8, 190 · Born 5/13/90 in Maple, Ontario

HOW ACQUIRED: Signed as a free agent on April 7, 2011.

SEASON	TEAM	LEAGUE	GP	G	A	PTS	PIM	GP	G	A	PTS	PIM
2005-06	Wexford	OPJHL	2	0	0	0	2	-	-	-	-	-
2006-07	Huntsville	OPJHL	42	6	8	14	35	5	0	0	0	0
2007-08	Georgetown	OPJHL	13	7	7	14	19	7	1	3	4	17
2008-09	Erie	OHL	59	6	8	14	84	4	0	1	1	5
2009-10	Erie	OHL	68	38	30	68	67	3	2	1	3	7
2010-11	Erie	OHL	54	29	49	78	30	7	7	3	10	12
	Rochester	AHL	3	2	1	3	2	-	-	-	-	-
2011-12	San Antonio	AHL	2	0	0	0	0	-	-	-	-	-
	Cincinnati	ECHL	54	26	23	49	53	-	-	-	-	-
2012-13	San Antonio	AHL	5	1	0	1	6	-	-	-	-	-
	Cincinnati	ECHL	29	4	12	16	43	-	-	-	-	-



MICHAEL MATHESON

DEFENSE · Shoots Left · 6-2, 180 · Born 2/27/94 in Pointe-Claire, Quebec

HOW ACQUIRED: Florida's first choice (23rd overall) in the 2012 Entry Draft.

SEASON	TEAM	LEAGUE	GP	G	A	PTS	PIM	GP	G	A	PTS	PIM
2009-10	Lac St. Louis	QAAA	30	5	6	11	33	17	6	7	13	10
2010-11	Lac St. Louis	QAAA	35	14	24	38	72	15	7	18	25	16
2011-12	Dubuque	USHL	53	11	16	27	84	5	4	1	5	4
2012-13	Boston College	H-East	36	8	17	25	78	-	-	-	-	-



JON MATSUMOTO

CENTER · Shoots Left · 6-0, 184 · Born 10/13/86 in Ottawa, Ontario

HOW ACQUIRED: Signed to an American Hockey League contract on July 8, 2013

SEASON	TEAM	LEAGUE	GP	G	A	PTS	PIM	GP	G	A	PTS	PIM
2004-05	Bowling Green State U	CCHA	36	18	14	32	22	-	-	-	-	-
2005-06	Bowling Green State U	CCHA	36	20	28	48	43	-	-	-	-	-
2006-07	Bowling Green State U	CCHA	38	11	22	33	70	-	-	-	-	-
	Philadelphia	AHL	16	2	2	4	10	-	-	-	-	-
2007-08	Philadelphia	AHL	77	20	24	44	52	12	2	2	4	10
2008-09	Philadelphia	AHL	78	29	34	63	77	4	1	2	3	4
2009-10	Adirondack	AHL	80	30	32	62	50	-	-	-	-	-
2010-11	Charlotte	AHL	65	20	28	48	36	15	3	5	8	12
	Carolina	NHL	13	2	0	2	4	-	-	-	-	-
2011-12	Charlotte	AHL	41	13	21	34	22	-	-	-	-	-
	San Antonio	AHL	35	10	16	26	28	10	4	9	13	8
	Florida	NHL	1	0	0	0	0	-	-	-	-	-
2012-13	Worcester	AHL	60	14	18	32	30	-	-	-	-	-
	Chicago	AHL	5	1	0	1	0	-	-	-	-	-
	Florida Total		1	0	0	0	0	-	-	-	-	-
	NHL Total		14	2	0	2	4	-	-	-	-	-

IAN MCCOSHEN

DEFENSE · Shoots Left · 6-3, 205 · Born 8/5/95 in Hudson, WI

HOW ACQUIRED: Florida's second choice (31st overall) in the 2013 NHL Entry Draft.

SEASON	TEAM	LEAGUE	GP	G	A	PTS	PIM	GP	G	A	PTS	PIM
2011-12	Waterloo	USHL	55	8	12	20	43	15	4	3	7	6
2012-13	Waterloo	USHL	53	11	33	44	48	5	2	2	4	4



JOSH McFADDEN

DEFENSE · Shoots Left · 6-1, 207 · Born 5/23/91 in Guelph, Ontario

HOW ACQUIRED: Signed as a Free Agent on July 11, 2012.

SEASON	TEAM	LEAGUE	GP	G	A	PTS	PIM	GP	G	A	PTS	PIM
2008-09	Mississauga	OJHL	7	3	1	4	32	-	-	-	-	-
2008-09	Mississauga	OHL	47	1	6	7	8	6	1	0	1	6
2009-10	Mississauga	OHL	16	2	4	6	2	-	-	-	-	-
	Sudbury	OHL	45	2	22	24	26	4	1	2	3	2
2010-11	Sudbury	OHL	67	19	53	72	74	8	4	2	6	8
2011-12	Sudbury	OHL	47	15	26	41	43	4	0	2	2	4
2012-13	San Antonio	AHL	9	0	0	0	2	-	-	-	-	-
	Cincinnati	ECHL	28	2	12	14	28	9	0	5	5	2



JOHN McFARLAND


CENTER · Shoots Right · 6-1, 205 · Born 4/2/92 in Richmond Hill, Ontario

HOW ACQUIRED: Drafted 2nd round (33rd overall) in the 2010 NHL Entry Draft.

SEASON	TEAM	LEAGUE	GP	G	A	PTS	PIM	GP	G	A	PTS	PIM
2007-08	Toronto	OPJHL	76	96	69	165	176	-	-	-	-	-
2008-09	Sudbury	OHL	58	21	31	52	36	6	1	3	4	2
2009-10	Sudbury	OHL	64	20	30	50	70	4	3	0	3	2
2010-11	Sudbury	OHL	12	6	4	10	13	-	-	-	-	-
	Saginaw	OHL	37	19	9	28	33	12	5	4	9	6
2011-12	Saginaw	OHL	36	20	21	41	18	-	-	-	-	-
	Ottawa	OHL	13	4	5	9	10	-	-	-	-	-
2012-13	San Antonio	AHL	43	5	9	14	10	-	-	-	-	-
	Cincinnati	ECHL	23	12	13	25	12	12	4	5	9	6



IN THE SYSTEM




JONATAN NIELSEN

DEFENSE · Shoots Right · 6-2, 179 · Born 9/11/93 in Anderstorp, Sweden

HOW ACQUIRED: Florida's fifth choice (194th overall) in the 2012 Entry Draft.

SEASON	TEAM	LEAGUE	GP	G	A	PTS	PIM	GP	G	A	PTS	PIM
2007-08	Tranas	Swe-U18	10	9	4	13	8	-	-	-	-	-
2008-09	Tranas	Swe-U18	13	8	5	13	32	-	-	-	-	-
	Tranas	Swe-Jr	22	4	7	11	8	-	-	-	-	-
	Tranas	Swe-3	3	0	0	0	0	-	-	-	-	-
2009-10	Linkopings	Swe-U18	34	7	8	15	16	2	0	0	0	0
2010-11	Linkopings	Swe-U18	12	3	7	10	6	5	1	1	2	2
	Linkopings	Swe-Jr	29	2	1	3	6	3	0	0	0	0
2011-12	Linkopings	Swe-Jr	38	5	4	9	24	6	1	3	4	0
	Linkopings	Swe	1	0	0	0	0	-	-	-	-	-
2012-13	Sodertalje SK	Swe-1	28	4	4	8	8	-	-	-	-	-
	Linkoping HC	SEL	6	0	0	0	0	-	-	-	-	-



STEVE PINIZZOTTO

CENTER · Shoots Right · 6-1, 200 · Born 4/26/84 in Mississauga, Ontario

HOW ACQUIRED: Signed as an unrestricted free agent on August 4, 2013

SEASON	TEAM	LEAGUE	GP	G	A	PTS	PIM	GP	G	A	PTS	PIM
2005-06	R.I.T.	NCAA	20	7	6	13	32	-	-	-	-	-
2006-07	R.I.T.	AHA	34	13	31	44	76	-	-	-	-	-
	Hershey	AHL	5	0	0	0	4	-	-	-	-	-
2007-08	South Carolina	ECHL	40	15	17	32	58	10	1	2	3	34
	Hershey	AHL	23	0	4	4	12	5	0	0	0	13
2008-09	South Carolina	ECHL	11	4	6	10	19	-	-	-	-	-
	Hershey	AHL	45	4	7	11	61	21	3	2	5	28
2009-10	Hershey	AHL	69	13	28	41	124	21	5	3	8	33
2010-11	Hershey	AHL	68	17	25	42	178	6	2	2	4	6
2012-13	Chicago	AHL	24	4	8	12	29	-	-	-	-	-
	Vancouver	NHL	12	0	0	0	29	1	0	0	0	0
	NHL Total		12	0	0	0	29	1	0	0	0	0



ALEXANDER PETROVIC

DEFENSE · Shoots Right · 6-4, 206 · Born 3/3/92 in Edmonton, Alberta

HOW ACQUIRED: Florida's fifth choice (36th overall) in the 2010 NHL Entry Draft.

SEASON	TEAM	LEAGUE	GP	G	A	PTS	PIM	GP	G	A	PTS	PIM
2008-09	Red Deer	WHL	66	1	12	13	70	-	-	-	-	-
2009-10	Red Deer	WHL	57	8	19	27	87	4	0	0	0	4
2010-11	Red Deer	WHL	69	7	50	57	140	9	0	6	6	23
2011-12	Red Deer	WHL	68	12	36	48	141	-	-	-	-	-
	San Antonio	AHL	5	0	1	1	0	9	2	4	6	14
2012-13	Florida	NHL	6	0	0	0	25	-	-	-	-	-
	San Antonio	AHL	55	4	13	17	102	-	-	-	-	-
	Florida Total		6	0	0	0	25	-	-	-	-	-

JONATHAN RACINE

DEFENSE · Shoots Left · 6-2, 202 · Born 5/28/93 in Montreal, Quebec

HOW ACQUIRED: Florida's sixth choice (87th overall) in the 2011 NHL Entry Draft.




SEASON	TEAM	LEAGUE	GP	G	A	PTS	PIM	GP	G	A	PTS	PIM
2009-10	Shawinigan	QMJHL	55	0	4	4	43	6	0	0	0	0
2010-11	Shawinigan	QMJHL	68	2	5	7	86	12	0	1	1	22
2011-12	Shawinigan	QMJHL	61	3	10	13	107	11	1	5	6	22
2012-13	Moncton	QMJHL	61	8	13	21	138	-	-	-	-	-
	San Antonio	AHL	8	0	0	0	4	-	-	-	-	-

GREG RALLO

CENTER · Shoots Right · 6-0, 195 · Born 8/26/81 in Gurnee, Illinois

HOW ACQUIRED: Signed as a free agent on July 2, 2011.



SEASON	TEAM	LEAGUE	GP	G	A	PTS	PIM	GP	G	A	PTS	PIM
2002-03	Ferris State	CCHA	41	15	14	29	46	-	-	-	-	-
2003-04	Ferris State	CCHA	38	7	11	18	42	-	-	-	-	-
2004-05	Ferris State	CCHA	33	7	15	22	22	-	-	-	-	-
2005-06	Ferris State	CCHA	40	17	22	39	30	-	-	-	-	-
	Idaho	ECHL	7	2	2	4	2	7	2	1	3	4
2006-07	Idaho	ECHL	37	13	18	31	43	14	8	3	11	12
	Iowa	AHL	28	3	2	5	25	2	1	0	1	2
2007-08	Idaho	ECHL	39	17	19	36	47	-	-	-	-	-
	Albany	AHL	5	0	0	0	0	-	-	-	-	-
	Rockford	AHL	2	0	0	0	0	-	-	-	-	-
	Manitoba	AHL	13	4	5	9	2	3	0	0	0	9
2008-09	Manitoba	AHL	55	4	5	9	17	20	2	2	4	9
2009-10	Texas	AHL	69	19	25	44	25	24	3	7	10	0
2010-11	Texas	AHL	78	26	28	54	46	6	1	1	2	8
2011-12	Florida	NHL	1	0	0	0	0	-	-	-	-	-
	San Antonio	AHL	72	22	20	42	18	4	0	2	2	0
2012-13	Florida	NHL	10	1	0	1	2	-	-	-	-	-
	San Antonio	AHL	66	23	17	40	36	-	-	-	-	-
	Florida Total		11	1	0	1	2	-	-	-	-	-

KYLE RAU

CENTER · Shoots Left · 5-8, 173 · Born 10/24/92 in Hoffman Estates, IL

HOW ACQUIRED: Florida's seventh choice (91st overall) in the 2011 NHL Entry Draft.



SEASON	TEAM	LEAGUE	GP	G	A	PTS	PIM	GP	G	A	PTS	PIM
2009-10	Eden Prairie	High-MN	25	38	39	77	12	3	2	2	4	0
2010-11	Team Southwest	UMHSEL	19	16	7	23	14	3	0	0	0	0
	Eden Prairie	High-MN	25	33	36	69	16	6	8	4	12	2
2010-11	Sioux Falls	USHL	11	4	6	10	15	10	7	5	12	4
2011-12	U. of Minnesota	WCHA	40	18	25	43	29	-	-	-	-	-
2012-13	U. of Minnesota	WCHA	40	15	25	40	22	-	-	-	-	-

IN THE SYSTEM



MICHAL REPIK

RIGHT WING · Shoots Right · 5-10, 180 · Born 12/31/88 in Vlasim, Czech Republic

HOW ACQUIRED: Florida's second choice (40th overall) in the 2007 NHL Entry Draft.

SEASON	TEAM	LEAGUE	GP	G	A	PTS	PIM	GP	G	A	PTS	PIM
2004-05	Sparta Jr.	Cze-Jr	45	36	31	57	24	8	2	4	6	10
2005-06	Vancouver	WHL	69	24	28	52	55	14	3	3	6	19
2006-07	Vancouver	WHL	56	24	31	55	56	22	10	16	26	24
2007-08	Vancouver	WHL	51	27	34	61	62	10	5	6	11	24
2008-09	Florida	NHL	5	2	0	2	2	-	-	-	-	-
	Rochester	AHL	75	19	30	49	58	-	-	-	-	-
2009-10	Florida	NHL	19	3	2	5	6	-	-	-	-	-
	Rochester	AHL	60	22	31	53	57	7	1	1	2	4
2010-11	Florida	NHL	31	2	6	8	22	-	-	-	-	-
	Rochester	AHL	53	11	34	45	38	-	-	-	-	-
2011-12	Florida	NHL	17	2	3	5	6	-	-	-	-	-
	San Antonio	AHL	55	14	21	35	51	4	1	3	4	6
2012-13	Prague Lev	KHL	47	4	6	10	32	4	1	2	3	8
	Florida Total		72	9	11	20	36	-	-	-	-	-




JONATHAN RHEAULT

RIGHT WING · Shoots Right · 5-11, 202 · Born 8/1/86 in Arlington, Texas

HOW ACQUIRED: Signed as Free Agent on July 1, 2012.

SEASON	TEAM	LEAGUE	GP	G	A	PTS	PIM	GP	G	A	PTS	PIM
2004-05	Providence	H-East	36	11	8	19	36	-	-	-	-	-
2005-06	Providence	H-East	35	16	14	30	29	-	-	-	-	-
2006-07	Providence	H-East	35	12	13	25	38	-	-	-	-	-
2007-08	Providence	H-East	36	17	14	31	23	-	-	-	-	-
2008-09	Ontario	ECHL	51	19	22	41	56	7	4	4	8	4
	Manchester	AHL	24	2	3	5	12	-	-	-	-	-
2009-10	Ontario	ECHL	30	19	16	35	24	-	-	-	-	-
	Providence	AHL	4	0	0	0	4	-	-	-	-	-
	Abbotsford	AHL	5	3	2	5	0	13	6	2	8	2
2010-11	Abbotsford	AHL	79	12	22	34	46	-	-	-	-	-
2011-12	Abbotsford	AHL	47	16	17	33	29	8	3	1	4	0
2012-13	Florida	NHL	5	0	0	0	0	-	-	-	-	-
	San Antonio	AHL	67	20	28	48	40	-	-	-	-	-
	Florida Total		5	0	0	0	0	-	-	-	-	-



COLBY ROBAK

DEFENSE · Shoots Left · 6-3, 194 · Born 4/24/90 in Dauphin, Manitoba

HOW ACQUIRED: Florida's second choice (46th overall) in the 2008 NHL Entry Draft.

SEASON	TEAM	LEAGUE	GP	G	A	PTS	PIM	GP	G	A	PTS	PIM
2006-07	Brandon	WHL	39	2	3	5	12	1	0	0	0	0
2007-08	Brandon	WHL	71	6	24	30	25	6	0	2	2	8
2008-09	Brandon	WHL	65	13	29	42	41	12	6	8	14	4
2009-10	Brandon	WHL	71	16	50	66	9	15	3	9	12	2
2010-11	Rochester	AHL	76	7	17	24	22	-	-	-	-	-
2011-12	Florida	NHL	3	0	0	0	0	-	-	-	-	-
	San Antonio	AHL	73	9	30	39	30	8	1	4	5	4
2012-13	Florida	NHL	16	0	1	1	17	-	-	-	-	-
	San Antonio	AHL	63	5	18	23	50	-	-	-	-	-
	Florida Total		19	0	1	1	17	-	-	-	-	-

ERIC SELLECK

LEFT WING · Shoots Left · 6-2, 195 · Born 10/20/87 in Shanley, Ontario

HOW ACQUIRED: Signed as a free agent on April 21, 2010.

SEASON	TEAM	LEAGUE	GP	G	A	PTS	PIM	GP	G	A	PTS	PIM
2008-09	Oswego	SUNYAC	26	13	13	26	45	-	-	-	-	-
2009-10	Oswego	SUNYAC	28	21	33	54	48	-	-	-	-	-
2010-11	Rochester	AHL	67	5	11	16	214	-	-	-	-	-
2011-12	San Antonio	AHL	71	5	4	9	204	9	0	0	0	4
2012-13	Florida	NHL	2	0	1	1	17	-	-	-	-	-
	San Antonio	AHL	60	5	11	16	181	-	-	-	-	-
	Florida Total		2	0	1	1	17	-	-	-	-	-



LOGAN SHAW

RIGHT WING · Shoots Right · 6-3, 204 · Born 10/5/92 in Glace Bay, Nova Scotia

HOW ACQUIRED: Florida's fifth choice (76th overall) in the 2011 NHL Entry Draft.

SEASON	TEAM	LEAGUE	GP	G	A	PTS	PIM	GP	G	A	PTS	PIM
2008-09	Cape Breton	QMJHL	49	5	3	8	22	8	0	0	0	0
2009-10	Cape Breton	QMJHL	67	9	15	24	31	5	0	0	0	4
2010-11	Cape Breton	QMJHL	68	26	20	46	37	4	0	1	1	4
2011-12	Cape Breton	QMJHL	37	14	12	26	27	-	-	-	-	-
	Quebec	QMJHL	23	6	9	15	19	11	6	5	11	12
2012-13	Quebec	QMJHL	67	26	42	68	37	14	3	5	8	8



SERGEI SHIROKOV

RIGHT WING · Shoots Right · 5-10, 195 · Born 3/10/86 in Moscow, Russia

HOW ACQUIRED: Acquired from Vancouver in exchange for Mike Duco on July 8, 2011.

SEASON	TEAM	LEAGUE	GP	G	A	PTS	PIM	GP	G	A	PTS	PIM
2001-02	HK CSKA	Rus-3	18	2	3	5	0	-	-	-	-	-
2002-03	CSKA Moscow 2	Rus-3	2	0	0	0	0	-	-	-	-	-
2003-04	CSKA Moscow 2	Rus-3	66	39	41	80	66	-	-	-	-	-
2004-05	CSKA Moscow	Rus	8	0	0	0	0	-	-	-	-	-
	CSKA Moscow 2	Rus-3	25	16	13	29	47	-	-	-	-	-
2005-06	CSKA Moscow	Rus	39	7	7	14	26	4	0	0	0	0
2006-07	CSKA Moscow	Rus	52	16	19	35	36	12	4	6	10	4
2007-08	CSKA Moscow	Rus	57	12	21	33	28	6	0	3	3	4
2008-09	CSKA Moscow	KHL	56	17	23	40	36	8	1	3	4	4
2009-10	Vancouver	NHL	6	0	0	0	2	-	-	-	-	-
	Manitoba	AHL	76	22	23	45	32	6	0	2	2	4
2010-11	Vancouver	NHL	2	1	0	1	0	-	-	-	-	-
	Manitoba	AHL	76	22	36	58	51	14	7	3	10	4
2011-12	CSKA Moscow	KHL	53	18	29	47	26	5	1	0	1	2
2012-13	CSKA Moscow	KHL	33	5	8	13	22	-	-	-	-	-
	NHL Total		8	1	0	1	2	-	-	-	-	-



IN THE SYSTEM



DENIS STASYUK

CENTER · Shoots Left · 6-3, 181 · Born 9/2/85 in Novokuznetsk, Russia

HOW ACQUIRED: Florida's ninth choice (171st overall) in the 2003 NHL Entry Draft.

SEASON	TEAM	LEAGUE	GP	G	A	PTS	PIM	GP	G	A	PTS	PIM
2002-03	Novokuznetsk	Russia	11	1	0	1	0	-	-	-	-	-
2003-04	Novokuznetsk	Russia	5	0	0	0	2	-	-	-	-	-
2004-05	Khabarovsk	Russia	44	11	10	21	12	10	1	2	3	6
2005-06	Novokuznetsk	Russia	41	7	2	9	18	3	0	0	0	0
2006-07	Novokuznetsk	Russia	26	0	1	1	16	3	0	0	0	0
2007-08	Novokuznetsk	Russia	33	4	2	6	14	-	-	-	-	-
2008-09	Novokuznetsk	KHL	44	2	8	10	12	-	-	-	-	-
2009-10	Novokuznetsk	KHL	55	8	5	13	12	-	-	-	-	-
2010-11	Novokuznetsk	KHL	24	1	0	1	12	-	-	-	-	-
2011-12	Angarsk	Rus-2	28	12	6	18	10	8	1	2	3	25
2011-12	Tyumin	Rus-2	50	13	18	31	12	19	3	4	7	12



SCOTT TIMMINS

CENTER · Shoots Left · 5-11, 191 · Born 9/11/89 in Hamilton, Ontario

HOW ACQUIRED: Florida's seventh choice (165th overall) in the 2009 NHL Entry Draft.

SEASON	TEAM	LEAGUE	GP	G	A	PTS	PIM	GP	G	A	PTS	PIM
2005-06	Burlington	OPJHL	31	8	4	12	8	4	1	1	2	0
2006-07	Kitchener	OHL	42	2	5	7	8	-	-	-	-	-
2007-08	Kitchener	OHL	62	17	12	29	46	20	3	5	8	10
2008-09	Kitchener	OHL	38	25	24	49	28	-	-	-	-	-
2008-09	Windsor	OHL	28	10	14	24	33	20	6	10	16	26
2009-10	Windsor	OHL	56	30	24	54	47	19	11	11	22	18
2010-11	Florida	NHL	19	1	0	1	8	-	-	-	-	-
	Rochester	AHL	45	10	12	22	18	-	-	-	-	-
2011-12	San Antonio	AHL	70	11	16	27	12	10	1	0	1	8
2012-13	Florida	NHL	5	0	0	0	4	-	-	-	-	-
	San Antonio	AHL	65	11	13	24	58	-	-	-	-	-
	Florida Total		24	1	0	1	12	-	-	-	-	-



VINCENT TROCHECK

CENTER · Shoots Right · 5-11, 180 · Born 7/11/93 in Pittsburgh, Pennsylvania

HOW ACQUIRED: Florida's fourth choice (64th overall) in the 2011 NHL Entry Draft.


SEASON	TEAM	LEAGUE	GP	G	A	PTS	PIM	GP	G	A	PTS	PIM
2009-10	Saginaw	OHL	68	15	28	43	56	6	2	2	4	2
2010-11	Saginaw	OHL	68	26	36	62	60	12	6	5	11	4
2011-12	Saginaw	OHL	65	29	56	85	65	12	5	6	11	10
2012-13	Saginaw	OHL	35	24	26	50	34	-	-	-	-	-
	Plymouth	OHL	28	26	33	59	24	15	10	24	14	8

MACKENZIE WEEGAR

Defense · Shoots Right · 6-0, 183 · Born 1/7/94 in Ottawa, ON

HOW ACQUIRED: Florida's eighth choice (206th overall) in the 2013 NHL Entry Draft.

SEASON	TEAM	LEAGUE	GP	G	A	PTS	PIM	GP	G	A	PTS	PIM
2011-12	Nepean	CCHL	53	13	37	50	6	18	2	4	6	24
2012-13	Halifax	QMJHL	62	8	36	44	58	17	0	5	5	10




GARRETT WILSON

LEFT WING · Shoots Left · 6-3, 218 · Born 3/16/91 in Barrie, Ontario

HOW ACQUIRED: Florida's fourth choice (107th overall) in the 2009 NHL Entry Draft.

SEASON	TEAM	LEAGUE	GP	G	A	PTS	PIM	GP	G	A	PTS	PIM
2007-08	Windsor	OHL	7	1	0	1	2	3	0	0	0	0
2008-09	Owen Sound	OHL	53	17	18	35	44	4	1	3	4	7
2009-10	Owen Sound	OHL	65	36	26	62	80	-	-	-	-	-
2010-11	Owen Sound	OHL	66	40	46	86	114	22	11	10	21	28
2011-12	Cincinnati	ECHL	63	17	18	35	50	-	-	-	-	-
	San Antonio	AHL	11	1	0	1	2	-	-	-	-	-
2012-13	Cincinnati	ECHL	38	19	10	29	56	15	4	1	5	17
	San Antonio	AHL	26	3	2	5	19	-	-	-	-	-



EDWARD WITTCHOW

DEFENSE · Shoots Left · 6-4, 205 · Born 10/31/92 in Burnsville, Minnesota

HOW ACQUIRED: Florida's ninth choice (154th overall) in the 2011 NHL Entry Draft.

SEASON	TEAM	LEAGUE	GP	G	A	PTS	PIM	GP	G	A	PTS	PIM
2009-10	Burnsville High	High-MN	25	2	5	7	20	2	0	1	1	0
2010-11	Burnsville	High-MN	25	9	14	23	28	3	2	1	3	2
2011-12	Waterloo	USHL	60	5	13	18	74	2	0	4	4	4
2013-13	U. of Wisconsin	WCHA	29	0	3	3	28	-	-	-	-	-



IN THE SYSTEM



DENIS YACHMENEV

LEFT WING · Shoots Left · 6-1, 185 · Born 6/4/84 in Chelyabinsk, Russia

HOW ACQUIRED: Florida's ninth choice (200th overall) in the 2002 NHL Entry Draft.

SEASON	TEAM	LEAGUE	GP	G	A	PTS	PIM	GP	G	A	PTS	PIM
2001-02	North Bay	OHL	65	17	12	29	32	5	2	0	2	0
2002-03	Saginaw Spirit	OHL	68	17	28	45	69	-	-	-	-	-
2003-04	Khabarovsk Amur	Russia	25	0	1	1	4	-	-	-	-	-
2003-04	Khabarovsk Amur	Russia	25	0	1	1	4	-	-	-	-	-
2004-05	Khabarovsk Amur	Russia-2	42	7	14	21	28	13	3	1	4	8
2005-06	Khabarovsk Amur	Russia-2	46	9	14	23	43	11	2	3	5	6
2006-07	Novosibirsk Siber	Russia	16	0	0	0	8	1	0	0	0	0
2007-08	Chelyabinsk Traktor	Russia	40	2	7	9	22	2	2	0	0	0
2008-09	Chelyabinsk Traktor	KHL	8	0	0	0	2	-	-	-	-	-
-	Chelyabinsk Traktor	Russia-3	49	29	20	49	48	-	-	-	-	-
-												
2009-10	Gazovik Tyumen	Russia-2	40	11	5	16	12	7	0	4	4	6

2013-14 PANTHERS PROSPECTS

COLLEGE PROSPECTS

PLAYER	POS	TEAM	HT	WT	DOB	POB
Joe Basaraba	RW	Minn.-Duluth (WCHA)	6-2	195	May 2, 1992	Fort Frances, ON
R.J. Boyd	D	Michigan St. (BIG10)	6-2	175	February 7, 1991	Sarasota, FL
Connor Brickley	C	Vermont (H-East)	6-0	190	February 25, 1992	Malden, MA
Sam Brittain	G	Denver (WCHA)	6-3	229	May 10, 1992	Calgary, AB
Matt Buckles	C	Cornell (ECAC)	6-1	205	5/5/95	Toronto, ON
Evan Cowley	G	Denver (WCHA)	6-3	185	7/31/95	Evergreen, CO
Alexander Delnov	LW	Seattle (WHL)	6-0	189	Jan 14, 1994	Moscow, Russia
Michael Downing	D	Michigan (BIG10)	6-3	102	5/19/95	Canton, MI
Benjamin Gallacher	D	UMASS (ECAC)	5-11	183	September 11, 1992	Calgary, AB
Rocco Grimaldi	C	North Dakota (WCHA)	5-6	160	February 8, 1993	Anaheim, CA
Zach Hyman	C	Michigan (BIG10)	6-0	197	June 9, 1992	Toronto, ON
Michael Matheson	D	Boston Univ. (H-East)	6-2	180	February 27, 1994	Pointe-Claire, QC
Ian McCoshen	D	Boston College (H-East)	6-3	205	8/5/95	Hudson, WI
Kyle Rau	C	Minnesota (BIG10)	5-8	173	October 24, 1992	Hoffman Estates, IL
Eddie Wittchow	D	Wisconsin (BIG10)	6-3	189	October 31, 1992	Burnsville, MN

JUNIOR PROSPECTS

PLAYER	POS	TEAM	HT	WT	DOB	POB
Francis Beauvillier	C	Rimouski (QMJHL)	6-1	181	Oct 22, 1993	Sorel-Tracy, QC
Josh Brown	D	Oshawa (OHL)	6-5	213	1/21/94	London, ON
Chris Clapperton	LW	Blainville (QMJHL)	5-10	180	2/22/94	Cap Espoir, PQ
Steven Hodges	C	Victoria (WHL)	5-11	178	May 5, 1994	Yellowknife, NT
MacKenzie Weegar	D	Halifax (QMJHL)	6-0	183	1/7/94	Ottawa, ON

EUROPEAN PROSPECTS

PLAYER	POS	TEAM	HT	WT	DOB	POB
Roman Derlyuk	D	Balashikha (KHL)	6-3	198	October 27, 1986	Leningrad, Russia
Sergei Gayduchenko	G	Yaroslavl (KHL)	6-5	222	June 6, 1989	Yaroslavl, Russia
Yaroslav Kosov	LW	Metallurg (KHL)	6-3	220	July 5, 1993	Magnitogorsk, Russia
Michal Repik	RW	Prague Lev (KHL)	5-10	180	December 31, 1988	Vlasim, Czech Republic
Denis Stasyuk	C	Tyumen (Rus-2)	6-3	181	September 2, 1985	Novokuznetsk, Russia
Denis Yachmenev	LW	Tyumen (Rus-2)	6-0	198	June 4, 1984	Chelyabinsk, Russia

MINOR LEAGUE AFFILIATE



San Antonio Rampage

AT&T Center · One AT&T Center Parkway · San Antonio, TX 78219

SPURS SPORTS AND ENTERTAINMENT EXECUTIVES

Chairman & CEOPeter Holt
 President of Business Operations/Governor.....Rick Pych
 Executive Vice President of Corporate Partnership &
 Broadcasting.....Lawrence Payne
 Senior Vice President, Sales and Marketing.....Frank Miceli
 Senior Vice President of Finance & Corporate
 Administration.....Lori Warren
 Vice President, Sales.....Joe Clark
 Vice President, Public Affairs.....Leo Gomez
 Vice President & General Manager, AT&T Center.....John Sparks
 Executive Director, Community Relations/Silver & Black Give
 Back (Formerly Spurs Foundation).....Laura
 Dixon

RAMPAGE STAFF

Director of Hockey Business Operations.....Ryan Snider
 Manager of Business Operations.....Josh White
 Franchise Administration Assistant.....Evelyn Sealey
 Media Relations Manager.....Alex DiFilippo
 Broadcast and Media Relations Manager
Manager.....Dan Weiss
 Franchise Game Operations Coordinator.....Cassidy Lien
 Franchise Interactive Marketing Coordinator.....Chris Wenk
 Franchise Marketing Manager.....Jordan Mandelkorn
 Franchise Ticket Manager.....Jason Dawbin
 Manager of Ticket Sales.....Curt Waugh
 Sales Representative.....Stephen
 Gray
 Sales Representative.....Anthony
 Horton
 Sales Representative.....Steven Goldberg
 Sales Representative.....Kyle Jones
 Sales Representative.....Colton McCarty
 Web Coordinator.....Jason Ytuarte

COACHES & STAFF

Florida Panthers Executive Vice President and General

Manager.....Dale Tallon
 Florida Panthers Assistant General Manager, San Antonio
 Rampage General ManagerMichael Santos
 Rampage Head CoachPeter Horachek
 Rampage Associate Coach.....Chuck Weber
 Rampage Equipment Manager.....Steve Passineau
 Rampage Athletic Trainer.....Chris Walker

RAMPAGE BUSINESS OPERATION CONTACT

Director of Hockey BusinessRyan Snider
 Phone.....(210) 444-5444
 Fax.....(210) 444-5699

RAMPAGE MEDIA CONTACT

Media Relations Manager.....Alex DiFilippo
 Phone.....(210)-444-5734
 Fax.....(210)-444-5699

GENERAL INFORMATION

Executive Offices.....AT&T Center
 One AT&T Center Parkway
 San Antonio, TX 78219
 Telephone/Executive Offices(210) 444-5000
 Fax Number(210) 444-5554
 Telephone/Hotline(210) 444-5699
 Websitewww.sarampage.com
 Home Ice.....AT&T Center
 Dimensions of Rink197' x 85'
 Seating Capacity16,151
 Location of Press BoxSuite Level
 NHL AffiliateFlorida Panthers
 Club ColorsBlack, Silver and White
 Home Uniforms.....Base - Black; Trim - Silver, White
 Road Uniforms.....Base - White; Trim - Black, Silver
 Home Game Times.....Monday-Thursday, Saturday @ 7:00 pm;
Friday @ 7:30 pm
Sunday @ 3:30 pm
 Radio Stations.....The Ticket 760AM
 Webcasts.....NeuLion and AHL Live



MINOR LEAGUE AFFILIATE



Rick Pych
President - Business
Operations

Spurs Sports and Entertainment

In his 20th season, Rick Pych leads the business operations for all four sports franchises owned and operated by Spurs Sports & Entertainment, which includes the San Antonio Spurs (NBA), the San Antonio Rampage (AHL Hockey), the San Antonio Silver Stars (WNBA), and the Austin Toros (NBA Development League). He also heads the operations of the AT&T Center, which includes marketing, corporate sponsorships and ticket sales, finance and administration, communications, corporate development, community relations, and facilities management as well as all corporate business and player planning and new initiatives on behalf of the organization and ownership.

Pych has over 35 years of financial and business management experience in public accounting, banking, real estate, and sports and entertainment. He was named the Spurs chief financial officer in 1993, and was promoted to executive vice president in 2000. Later he was promoted to president of business operations in 2008.

Pych was named in 1999 as the chief development officer for the AT&T Center, and managed the successful county referendum in 1999 that provided public funding to build the AT&T Center, and again in 2008 with a second referendum that will provide funds for additional improvements starting in 2013.

He directed all aspects of the AT&T Center development project and in 2002 negotiated the purchase of an American Hockey League (AHL) affiliate.

In the summer of 2005, he led SS&E's effort to become the sole owner of the San Antonio Rampage. Pych was the past chairman of the AHL Executive Committee and is the current Board of Governors representative.

In the summer of 2007, Pych led the negotiations to purchase the NBA Development League team in Austin, Texas, the Austin Toros.

He serves on the Executive Committee and as the Vice Chair of the Board of Trustees of VIA Metropolitan Transit, Executive Committee and board of the San Antonio Economic Development Foundation and the Board of the San Antonio Tax Increment Reinvestment Zone

Pych holds a degree in accounting from Fairfield University and



Peter Horachek
Head Coach

Horachek, 53, spent the last nine seasons working for the Nashville Predators, serving his last two years as an associate head coach. While working for the Predators, he helped the club advance to the postseason on seven

occasions. Prior to joining the Nashville coaching staff,

Horachek served as the head coach for the American Hockey League's Milwaukee Admirals (2002-2003), ECHL's Trenton Titans (2001-2002) and the International Hockey League's Orlando Solar Bears (1999-2001).

During the 2000-2001 campaign, Horachek, along with Weber, who served as his assistant in Orlando, won a Turner Cup Championship. Weber also worked on Horachek's staff in Trenton, where they led the Titans to the 2002 Division Championship, as well as one season coaching together in Milwaukee.

Peter Horachek's Head Coaching Record

SEASON	TEAM	LEAGUE	GP	W	L	OTL	PTS	PCT.
1990-91	Nashville Knights	ECHL	64	29	31	4		0.484
1991-92	St. Thomas Wildcats	CoHL	60	24	29	0		0.458
1992-93	St. Thomas Wildcats	CoHL	60	27	27	6		0.500
1993-94	Flint Generals	CoHL	64	32	23	0		0.570
1994-95	Flint Generals	CoHL	74	34	34	0		0.500
1999-00	Orlando Solar Bears	IHL	82	47	23	12		0.646
2000-01	Orlando Solar Bears	IHL	82	47	28	7		0.616
2001-02	Trenton Titans	ECHL	72	46	16	10		0.708
2002-03	Milwaukee Admirals	AHL	80	32	27	7		0.531

AMERICAN HOCKEY LEAGUE ALIGNMENT

Eastern Conference

Atlantic Division

Providence Bruins	Boston Bruins
Worcester Sharks	San Jose Sharks
Manchester Monarchs	Los Angeles Kings
St. John's IceCaps	Winnipeg Jets
Portland Pirates	Phoenix Coyotes

Northeast Division

Springfield Falcons	Columbus Blue Jackets
Bridgeport Sound Tigers	NY Islanders
Hartford Wolfpack	NY Rangers
Adirondack Phantoms	Philadelphia Flyers
Albany Devils	NJ Devils

East Division

Wilkes-Barre/Scranton Penguins	Pittsburgh Penguins
Norfolk Admirals	Anaheim Ducks
Hershey Bears	Washington Capitals
Syracuse Crunch	Tampa Bay Lightning
Binghamton Senators	Ottawa Senators

Western Conference

North Division

Lake Erie Monsters	Colorado Avalanche
Rochester Americans	Buffalo Sabres
Hamilton Bulldogs	Montreal Canadiens
Toronto Marlies	Toronto Maple Leafs
Utica Comets	Vancouver Canucks

Midwest Division

Chicago Wolves	Vancouver Canucks
Milwaukee Admirals	Nashville Predators
Grand Rapids Griffins	Detroit Red Wings
Rockford IceHogs	Chicago Blackhawks
Iowa Wild	Minnesota Wild

West Division

Texas Stars	Dallas Stars
Oklahoma City Barons	Edmonton Oilers
San Antonio Rampage	Florida Panthers
Charlotte Checkers	Carolina Hurricanes
Abbotsford Heat	Calgary Flames

2013-14 SAN ANTONIO RAMPAGE SCHEDULE

October

10/04/13	7:30 PM	Chicago Wolves
10/05/13	7:00 PM	Rockford IceHogs
10/12/13	7:00 PM	@ Chicago Wolves
10/13/13	3:00 PM	@ Chicago Wolves
10/18/13	7:30 PM	Texas Stars
10/19/13	7:00 PM	@ Texas Stars
10/25/13	7:30 PM ..	Oklahoma City Barons
10/26/13	7:00 PM ..	Oklahoma City Barons

November

11/02/13	7:00 PM	Charlotte Checkers
11/05/13	9:00 PM	@ Abbotsford Heat
11/06/13	9:00 PM	@ Abbotsford Heat
11/09/13	7:00 PM	Oklahoma City Barons
11/10/13	4:00 PM	Milwaukee Admirals
11/12/13	10:30 AM	@Oklahoma City Barons
11/15/13	7:05 PM	@ Iowa Wild
11/16/13	7:00 PM	@ Rockford IceHogs
11/19/13	10:30 PM ..	Oklahoma City Barons
11/22/13	7:30 PM	@ Texas Stars
11/24/13	4:00 PM	Toronto Marlies
11/29/13	7:30 PM ..	Oklahoma City Barons
11/30/13	7:00 PM ..	@ Oklahoma City Barons

December

12/04/13	7:00 PM	Iowa Wild
12/06/13	9:00 PM	@ Abbotsford Heat
12/07/13	9:00 PM	@ Abbotsford Heat
12/10/13	6:00 PM	@ Charlotte Checkers
12/12/13	6:00 PM ..	@ Charlotte Checkers
12/14/13	7:00 PM	Chicago Wolves
12/15/13	4:00 PM	Texas Stars
12/18/13	7:30 PM	@ Texas Stars
12/20/13	7:00 PM ..	@Milwaukee Admirals
12/21/13	7:05 PM	@ Iowa Wild
12/27/13	7:30 PM	Texas Stars
12/28/13	7:00 PM ..	@ Texas Stars

January

01/03/14	7:30 PM ..	Oklahoma City Barons
01/04/14	7:00 PM ..	@ Oklahoma City Barons

01/07/14	7:00 PM	Abbotsford Heat
01/11/14	7:00 PM	Abbotsford Heat
01/13/14	7:00 PM	Utica Comets
01/16/14	7:00 PM	Milwaukee Admirals
01/18/14	7:00 PM	Rochester Americans
01/24/14	7:30 PM	Iowa Wild
01/25/14	7:00 PM	Iowa Wild
01/29/14	7:30 PM ..	@ Texas Stars
01/31/14	7:30 PM	Toronto Marlies

February

02/05/14	10:00 AM	@ Toronto Marlies
02/07/14	6:30 PM ..	@ Lake Erie Monsters
02/08/14	6:00 PM ..	@ Lake Erie Monsters
02/14/14	6:00 PM ..	@ Grand Rapids Griffins
02/15/14	6:00 PM ..	@ Grand Rapids Griffins
02/17/14	12:00 PM ..	@ Hamilton Bulldogs
02/21/14	6:05 PM ..	@ Rochester Americans
02/22/14	2:00 PM	@ Toronto Marlies
02/23/14	2:00 PM	@ Hamilton Bulldogs
02/26/13	6:00 PM ..	@ Utica Comets

March

03/01/14	7:00 PM	Texas Stars
03/02/14	4:00 PM ..	@ Oklahoma City Barons
03/07/14	7:30 PM	Charlotte Checkers
03/09/14	4:00 PM	Charlotte Checkers
03/11/14	7:00 PM ..	@ Oklahoma City Barons
03/13/14	7:00 PM ..	Grand Rapids Griffins
03/15/14	7:00 PM ..	@ Milwaukee Admirals
03/16/14	5:05 PM	@ Iowa Wild
03/21/14	6:00 PM ..	@ Charlotte Checkers
03/23/14	12:30 PM ..	@ Charlotte Checkers
03/25/14	7:00 PM ..	@ Oklahoma City Barons
03/28/14	7:30 PM	Hamilton Bulldogs
03/30/14	4:00 PM	Hamilton Bulldogs

April

04/01/14	7:00 PM	Lake Erie Monsters
04/04/14	7:30 PM	Charlotte Checkers
04/05/14	7:00 PM	Lake Erie Monsters
04/11/14	7:30 PM	@ Texas Stars
04/12/14	7:00 PM	@ Texas Stars
04/13/14	4:00 PM	@ Texas Stars
04/17/14	7:00 PM	Abbotsford Heat
04/18/14	7:30 PM	Abbotsford Heat
04/20/14	7:00 PM	Houston Aeros

*All Times Are Central Time Zone

MINOR LEAGUE AFFILIATE



Cincinnati Cyclones

US Bank Arena • 100 Broadway St. • Cincinnati, OH 45202

Phone: (513) 421-7825 • Fax: (513) 333-3040

www.cycloneshockey.com • www.usbankarena.com

OWNERSHIP & FRONT OFFICE

Owner/Governor.....Ray Harris
VP/GM, US Bank Arena.....Kristin Ropp
Director, Marketing.....Sean Lynn
Director of Accounting.....Dan Huhn
Director of Ticket Sales.....Josh Burdine
Account Executive.....Daniel Robben
Account Executive.....Sarah Blevins
Account Executive.....Austin Hughes
Account Executive.....Matthew Carroll

PUBLIC/MEDIA RELATIONS STAFF

Dir. Media Relations/Broadcasting.....Nick Bruncker

Ph: 513-421-4111x 139

Fax: 513-333-3040

email: nbruncker@usbankarena.com

COACHING & TRAINING STAFF

Head Coach.....Ben Simon
Assistant Coach.....Matt MacDonald
Trainer.....Bob Case
Equipment Manager.....Chris Burke

Ben Simon Head Coach

Simon, a 1997 fifth-round pick (110th overall) of the Chicago Blackhawks, comes to the Queen City after spending the last two seasons as the Assistant Coach of the Rockford IceHogs in the American Hockey League (AHL).



Prior to joining the IceHogs, Simon served as both a player and Head Coach for the Sheffield Steelers of the United Kingdom's Elite Ice Hockey League, guiding the club to the 2010-11 EIHL title and finishing that season with 66 points (27 goals, 39 assists) in 62 games. During his 11-year playing career, Simon logged a total of 770 professional contests in the International Hockey League (IHL), ECHL, AHL, NHL, and overseas. Simon notched four points (3 goals, 1 assist) and 47 penalty minutes in 81 career NHL regular-season tilts over parts of four seasons with the Atlanta Thrashers (2001-04) and Columbus Blue Jackets (2004-05). Upon his retirement after the 2010-11 campaign, he had accumulated 306 career points (125 goals, 181 assists) during regular season play and another 28 tallies (14 goals, 14 assists) in postseason action.

A Notre Dame Fighting Irish alumnus, Simon was a part of three championship teams during his professional career; in addition to his EIHL accolades from 2010-11, he, along with former Cyclones Head Coaches Jarrod Skalde and Chuck Weber, helped lead the Orlando Solar Bears to the 2001 Turner Cup title. A year later, in 2002, he was a member of the Chicago Wolves when they captured the Calder Cup championship.

Simon and his wife, Beth, have two daughters – nine-year old Meg and six-year old Kate. He is the first-ever Ohio native to lead the Cyclones behind the bench.

IN THE SYSTEM

ECHL LEAGUE ALIGNMENT

Eastern Conference

North Division

Cincinnati Cyclones.....	Florida Panthers/Nashville Predators
Kalamazoo Wings.....	Vancouver Canucks
Toledo Walleye.....	Detroit Red Wings/Chicago Blackhawks
Evansville IceMen.....	Columbus Blue Jackets
Fort Wayne Komets.....	Independent

South Division

Florida Everblades.....	Tampa Bay Lightning/Carolina Hurricanes
Orlando Solar Bears.....	Minnesota Wild/Toronto Maple Leafs
Greenville Road Warriors.....	NY Rangers/Philadelphia Flyers
Gwinnett Gladiators.....	Phoenix Coyotes
South Carolina Stingrays.....	Boston Bruins

Atlantic Division

Elmira Jackals.....	Ottawa Senators
Reading Royals.....	Washington Capitals
Wheeling Nailers.....	Montreal Canadiens/Pittsburgh Penguins

Western Conference

Mountain Division

Alaska Aces.....	Calgary Flames
Idaho Steelheads.....	Dallas Stars
Utah Grizzlies.....	Anaheim Ducks
Colorado Eagles.....	Independent

Pacific Division

Bakersfield Condors.....	Edmonton Oilers
Las Vegas Wranglers.....	Independent
Ontario Reign.....	Los Angeles Kings/Winnipeg Jets
Stockton Thunder.....	New York Islanders
San Francisco Bulls.....	San Jose Sharks



2013-14 CYCLONES SCHEDULE

October

10/19/13.....	Wheeling.....	7:30pm
10/24/13.....	Toledo.....	7:30pm
10/26/13.....	at Ft. Wayne.....	7:35pm
10/30/13.....	at Toledo.....	10:35am

November

11/01/13.....	at Evansville.....	8:15pm
11/03/13.....	at Kalamazoo.....	3:00pm
11/08/13.....	at Kalamazoo.....	7:30pm
11/09/13.....	Ft. Wayne.....	7:30pm
11/13/13.....	Orlando.....	7:30pm
11/15/13.....	Greenville.....	7:30pm
11/16/13.....	at Kalamazoo.....	7:30pm
11/19/13.....	Evansville.....	10:30am
11/22/13.....	at Evansville.....	8:15pm
11/23/13.....	Reading.....	7:30pm
11/24/13.....	Wheeling.....	3:00pm
11/27/13.....	Wheeling.....	7:30pm
11/29/13.....	at Reading.....	7:05pm
11/30/13.....	at Elmira.....	7:05pm

December

12/01/13.....	at Wheeling.....	3:00pm
12/06/13.....	Evansville.....	7:30pm
12/07/13.....	at Wheeling.....	7:00pm
12/10/13.....	Kalamazoo.....	7:30pm
12/11/13.....	at Toledo.....	7:15pm
12/13/13.....	at Kalamazoo.....	7:30pm
12/17/13.....	Kalamazoo.....	7:30pm
12/20/13.....	Elmira.....	7:30pm
12/21/13.....	Elmira.....	7:30pm
12/27/13.....	at Evansville.....	8:15pm
12/28/13.....	at Toledo.....	7:15pm
12/31/13.....	at Kalamazoo.....	7:00pm

January

01/03/14.....	at Kalamazoo.....	7:30pm
---------------	-------------------	--------

01/04/14.....	Reading.....	7:30pm
01/09/14.....	at Wheeling.....	7:00pm
01/10/14.....	Kalamazoo.....	7:30pm
01/15/14.....	Gwinnett.....	7:30pm
01/17/14.....	South Carolina.....	7:30pm
01/18/14.....	Elmira.....	7:30pm
01/25/14.....	Wheeling.....	7:30pm
01/26/14.....	at Wheeling.....	3:00pm
01/29/14.....	Reading.....	7:30pm
01/31/14.....	at Toledo.....	7:15pm

February


02/01/14.....	Ft. Wayne.....	7:30pm
02/04/14.....	Toledo.....	7:30pm
02/07/14.....	Toledo.....	7:30pm
02/08/14.....	Ft. Wayne.....	7:30pm
02/09/14.....	at Evansville.....	6:00pm
02/12/14.....	Ft. Wayne.....	7:30pm
02/14/14.....	at Ft. Wayne.....	8:00pm
02/15/14.....	at Toledo.....	7:15pm
02/17/14.....	Kalamazoo.....	2:00pm
02/19/14.....	at Evansville.....	8:15pm
02/21/14.....	at South Carolina.....	7:00pm
02/22/14.....	at Greenville.....	7:00pm
02/28/14.....	at Evansville.....	8:15pm

March

03/01/14.....	Evansville.....	7:30pm
03/02/14.....	at Wheeling.....	3:00pm
03/05/14.....	Evansville.....	7:30pm
03/07/14.....	Toledo.....	7:30pm
03/08/14.....	Toledo.....	7:30pm
03/14/14.....	at Elmira.....	7:05pm
03/15/14.....	at Wheeling.....	7:00pm
03/21/14.....	Elmira.....	7:30pm
03/22/14.....	Elmira.....	7:30pm
03/26/14.....	at Orlando.....	7:00pm
03/28/14.....	at Florida.....	7:30pm
03/29/14.....	at Florida.....	7:00pm

April

04/02/14.....	at Ft. Wayne.....	7:05pm
04/05/14.....	at Ft. Wayne.....	7:35pm
04/09/14.....	Kalamazoo.....	7:30pm
04/11/14.....	Wheeling.....	7:30pm
04/12/14.....	Wheeling.....	7:30pm
04/13/14.....	at Toledo.....	5:15pm



FLORIDA PANTHERS DRAFT HISTORY

1993 NHL Expansion Draft

June 24, 1993, Le Colisee, Quebec, Canada

PLAYER	POSITION	ROUND	OVERALL PICK	DRAFTED FROM
John Vanbiesbrouck.....	G.....	1.....	1.....	Vancouver
Mark Fitzpatrick.....	G.....	2.....	4.....	Quebec
*Daren Puppa.....	G.....	3.....	5.....	Toronto
Milan Tichy.....	D.....	4.....	7.....	Chicago
Paul Laus.....	D.....	5.....	10.....	Pittsburgh
Joe Cirella.....	D.....	6.....	12.....	NY Rangers
Alexander Goddynyuk.....	D.....	7.....	13.....	Calgary
Gord Murphy.....	D.....	8.....	15.....	Dallas
Steve Bancroft.....	D.....	9.....	18.....	Winnipeg
Stephane Richer.....	D.....	10.....	20.....	Boston
Gord Hynes.....	D.....	11.....	21.....	Philadelphia
Tom Fitzgerald.....	C/RW.....	12.....	24.....	NY Islanders
Jesse Belanger.....	C.....	13.....	25.....	Montreal
Scott Levins.....	C.....	14.....	27.....	Winnipeg
Scott Mellanby.....	RW.....	15.....	30.....	Edmonton
Brian Skrudland.....	C.....	16.....	32.....	Calgary
Mike Hough.....	LW.....	17.....	33.....	Washington
Dave Lowry.....	LW.....	18.....	35.....	St. Louis
Bill Lindsay.....	LW.....	19.....	38.....	Quebec
Andrei Lomakin.....	RW.....	20.....	40.....	Philadelphia
Randy Gilhen.....	C.....	21.....	41.....	Tampa Bay
Doug Barrault.....	LW.....	22.....	43.....	Dallas
Marc Labelle.....	LW.....	23.....	46.....	Ottawa
Pete Stauber.....	LW.....	24.....	48.....	Detroit

*Drafted by Tampa Bay in Phase 2 of the Expansion Draft, June 25, 1993.

1993 NHL Entry Draft

June 26, 1993, Le Colisee, Quebec, Canada

PLAYER	PS.	RD.	OVERALL PICK	'92-93 CLUB
Rob Niedermayer	C	1	5	Medicine Hat
Kevin Weekes	G	2	41	Owen Sound
Chris Armstrong	D	3	57	Moose Jaw
Mikael Tjalliden	D	3	67	MoDo Jr.
Steve Washburn	C	3	78	Ottawa
Bill McCauley	C	4	83	Detroit
Todd MacDonald	G	5	109	Tacoma
Alain Nasreddine	D	6	135	Drummondville
Trevor Doyle	D	7	161	Kingston
Briane Thompson	D	8	187	S.S. Marie
Chad Cabana	LW	9	213	Tri-City
John Demarco	D	10	239	Arch. Williams
Eric Montreuil	C	11	265	Chicoutimi

SUPPLEMENTAL DRAFT

Chris Imes	D	1	4	U. Maine
------------	---	---	---	----------

1994 NHL Entry Draft

June 28-29, 1994, Hartford Civic Center, Hartford, CT

PLAYER	PS.	RD.	OVERALL PICK	'93-94 CLUB
Ed Jovanovski	D	1	1	Windsor
Rhett Warrenner	D	2	27	Saskatoon
Jason Podollan	C	2	31	Spokane
Ryan Johnson	C	2	36	Thunder Bay Jr. A
David Nemirovsky	RW	4	84	Ottawa
David Geris	D	5	105	Windsor
Matt O'Dette	D	7	157	Kitchener
Jason Boudrias	C	8	183	Laval
Tero Lehtera	LW	10	235	Espoo
Per Gustafsson	D	11	261	HV 71

SUPPLEMENTAL DRAFT

Sean McCann	D	1	1	Harvard
-------------	---	---	---	---------

1995 NHL Entry Draft

July 8, 1995, Northlands Coliseum, Edmonton, Alberta

PLAYER	PS.	RD.	OVERALL PICK	'94-95 CLUB
Radek Dvorak	RW	1	10	Budejovice
Aaron MacDonald	G	2	36	Swift Current
Mike O'Grady	D	3	62	Saskatoon/Lethbridge
Dave Duerden	LW	4	80	Peterborough
Daniel Tjarnqvist	D	4	88	Rogle/Angelholm
Francois Cloutier	LW	5	144	Hull
Peter Worrell	LW	7	166	Hull
Filip Kuba	D	8	192	Vitkovice
David Lemanowicz	G	9	218	Spokane

1996 NHL Entry Draft

June 22, 1996, Kiel Center, St. Louis, MO

PLAYER	PS.	RD.	OVERALL PICK	'95-96 CLUB
Marcus Nilson	C	1	20	Djurgarden
Chris Allen	D	3	60	Kingston
Oleg Kvasha	RW	3	65	CSKA Moscow
Joey Tetarenko	D	4	82	Portland
Andrew Long	RW	5	129	Guelph
Gaetan Poirier	LW	6	156	Merrimack
Alexandre Couture	D	7	183	Victoriaville
Denis Khloptnov	G	8	209	CSKA Moscow
Russell Smith	D	9	235	Hull

IN THE SYSTEM

FLORIDA PANTHERS DRAFT HISTORY

1997 NHL Entry Draft

June 21, 1997, Civic Arena, Pittsburgh, Pa.

PLAYER	PS.	RD.	OVERALL PICK	'96-97 CLUB
Mike Brown	C	1	20	Red Deer
Kristian Hueslihus	LW	2	47	Farjestad
Vratislav Cech	D	3	56	Kitchener
Nick Smith	C	3	74	Barrie
Ivan Novoseltsev	RW	4	95	Krylja Sovetov
Pat Parthenais	D	5	127	Detroit
Keith Delaney	C	6	155	Barrie
Tyler Palmer	D	7	183	Lake Superior
Doug Schueller	D	8	211	Twin Cities
Benoit Cote	C	9	237	Shawinigan

1998 NHL Entry Draft

June 27, 1998, Marine Midland Arena, Buffalo, NY

PLAYER	PS.	RD.	OVERALL PICK	'97-98 CLUB
Kyle Rossiter	D	2	30	Spokane
Joe DiPenta	D	3	61	Boston Univ.
Lance Ward	D	3	63	Red Deer
Ryan Jardine	LW	4	89	Sault Ste. Marie
Jaroslav Spacek	D	5	117	Farjestad
Chris Ovington	D	6	148	Red Deer
B.J. Ketcheson	D	7	176	Peterborough
Ian Jacobs	RW	8	203	Ottawa
Adrian Wichser	C	9	231	Kloten

1999 NHL Entry Draft

June 26, 1999, FleetCenter, Boston, Mass.

PLAYER	PS.	RD.	OVERALL PICK	'98-99 CLUB
Denis Shvidki	RW	1	12	Barrie
Alexander Auld	G	2	40	North Bay
Niklas Hagman	LW	3	70	IFK, Jr.
Jean-Francois Laniel	G	3	80	Shawinigan
Morgan McCormick	RW	4	103	Kingston
Rod Sarich	D	4	109	Calgary
Brad Woods	D	6	169	Brampton
Travis Eagles	RW	7	198	Prince George
Jonathon Charron	G	8	227	Val Dor

2000 NHL Entry Draft

June 24-25, 2000, Saddledome, Calgary, Alberta

PLAYER	PS.	RD.	OVERALL PICK	'99-00 CLUB
Vladimir Sapozhnikov	D	2	58	Novokuznetsk
Rob Fried	RW	3	77	Deerfield Academy
Sean O'Connor	RW	3	82	Moose Jaw
Chris Eade	D	4	115	North Bay
Davis Parley	G	4	120	Kamloops
Josh Olson	LW	6	190	Omaha
Janis Sprukts	C	8	234	Lukku Rauma Jr.
Matt Sommerfeld	LW	8	253	Swift Current

2001 NHL Entry Draft

June 23-24, 2001, National Car Rental Center, Sunrise, Fla.

PLAYER	PS.	RD.	OVERALL PICK	'00-01 CLUB
Stephen Weiss	C	1	4	Plymouth
Lukas Krajicek	D	1	24	Peterborough
Greg Watson	C	2	34	Prince Albert
Tomas Malec	D	3	64	Rimouski
Grant McNeill	D	3	68	Prince Albert
Michael Woodford	RW	4	117	Cushing Academy
Billy Thompson	G	5	136	Prince George
Dustin Johnner	C	6	169	Seattle
Toni Koivisto	LW	7	200	Lukku Rauma Jr.
Kyle Bruce	RW	8	231	Prince Albert
Jan Blunar	D	9	263	Dukla Trencin Jr.
Ivan Majesky	D	9	267	Ilves Tampere

2002 NHL Entry Draft

June 22-23, 2002, Air Canada Centre, Toronto, Ontario

PLAYER	PS.	RD.	OVERALL PICK	'01-02 CLUB
Jay Bouwmeester	D	1	3	Medicine Hat
Petr Taticek	C	1	9	Sault Ste. Marie
Rob Globoe	C	2	40	Notre Dame
Gregory Campbell	LW	3	67	Plymouth
Topi Jaakola	D	5	134	Karpat
Vince Bellissimo	C	5	158	Topeka
Jeremy Swanson	D	6	169	Barrie
Mikael Vuurio	G	6	196	Lukku Rauma
Denis Yachmenev	LW	7	200	North Bay
Peter Hafner	D	8	232	Taft H.S.

2003 NHL Entry Draft

June 21-22, 2003, Gaylord Entertainment Center, Nashville, Tenn.

PLAYER	PS.	RD.	OVERALL PICK	'02-03 CLUB
Nathan Horton	C	1	3	Oshawa
Anthony Stewart	RW	1	25	Kingston
Kamil Krepis	C	2	38	Brampton
Stefan Meyer	LW	2	55	Medicine Hat
Martin Lojek	D	4	105	Brampton
James Pemberton	D	4	124	Providence Coll.
Dan Travis	RW	5	141	Deerfield Academy
Martin Tuma	D	5	162	Litvinov Jr.
Denis Stasyuk	C	6	171	Novokuznetsk
Dany Roussin	C	7	223	Rimouski
Petr Kadlec	D	8	234	Slavia
John Hecimovic	RW	9	264	Samia

2004 NHL Entry Draft

June 26-27, 2004, RBC Center, Raleigh, NC

PLAYER	PS.	RD.	OVERALL PICK	'03-04 CLUB
Rostislav Olesz	C	1	7	Vitkovice
David Shantz	G	2	37	Mississauga
David Booth	LW	3	53	Michigan State
Evan Schafer	D	4	10	Prince Albert
Bret Nasby	D	5	152	Oshawa
Spencer Dillon	D	6	257	Salmon Arm
Luke Beaverson	D	7	283	Green Bay

FLORIDA PANTHERS DRAFT HISTORY

2005 NHL Entry Draft

July 30, 2005, Westin Hotel, Ottawa, Canada

PLAYER	PS.	RD.	OVERALL PICK	'04-05 CLUB
Kennadal McArdle	LW	1	20	Moose Jaw
Tyler Plante	G	2	32	Brandon
Dan Collins	RW	3	90	Plymouth
Olivier Legault	D	4	93	Lewiston
Matt Duffy	D	4	104	New Hampshire
Brian Foster	G	5	161	New Hampshire
Roman Derlyuk	D	6	164	Sparta
Zach Bearson	RW	7	224	Waterloo

2006 NHL Entry Draft

June 24-25, 2006, GM Place, Vancouver, British Columbia

PLAYER	PS.	RD.	OVERALL PICK	'05-06 CLUB
Michael Frolik	C/W	1	10	HC Kladno
Brady Calla	RW	3	73	Everett
Michael Caruso	D	4	103	Guelph
Derrick LaPoint	D	4	116	Eau Claire North
Peter Aston	D	6	155	Windsor
Marc Cheverie	G	7	193	Nanaimo

2007 NHL Entry Draft

June 22-23, 2007, Nationwide Arena, Columbus, Ohio

PLAYER	PS.	RD.	OVERALL PICK	'06-07 CLUB
Keaton Ellerby	D	1	10	Kamloops
Michal Repik	RW	2	40	Vancouver
Evgeni Dadonov	RW	3	71	Chelyabinsk
Matt Rust	C	4	101	USA U-18
John Lee	D	5	131	Waterloo
Corey Syvret	D	6	181	Guelph
Ryan Watson	LW	7	191	Cambridge
Sergei Gayduchenko	G	7	202	Yaroslavl

2008 NHL Entry Draft

June 20-21, 2008, Scotiabank Place, Ottawa, Ontario

PLAYER	PS.	RD.	OVERALL PICK	'07-08 CLUB
Jacob Markstrom	G	2	31	Brynäs
Colby Robak	D	2	46	Brandon
Adam Comrie	D	3	80	Saginaw
A.J. Jenks	LW	4	100	Plymouth
Matt Bartkowski	D	7	190	Lincoln

2009 NHL Entry Draft

June 26-27, 2009, Bell Centre, Montreal, Quebec

PLAYER	PS.	RD.	OVERALL PICK	'08-09 CLUB
Dmitry Kulikov	D	1	14	Drummondville
Drew Shore	C	2	44	USA U-18
Josh Birkholz	RW	3	67	Fargo
Garrett Wilson	LW	4	107	Owen Sound
Corban Knight	C	5	135	Oskotsk
Wade Megan	C	5	138	S. Kent School
Scott Timmins	C	6	165	Windsor

2010 NHL Entry Draft

June 25-26, 2010, Staples Center, Los Angeles, California

PLAYER	PS.	RD.	OVERALL PICK	'09-10 CLUB
Erik Gudbranson	D	1	3	Kingston
Nick Bjrgstad	C	1	19	Blaine
Quinton Howden	C	1	25	Moose Jaw
John McFarland	LW	2	33	Sudbury
Alexander Petrovic	D	2	36	Red Deer
Connor Brickley	C	2	50	Des Moines
Joe Basaraba	RW	3	69	Shattuck St. Mary's
Sam Brittain	G	4	92	Canmore
Benjamin Gallacher	D	4	93	Canmore
Joonas Donskoi	RW	4	99	Karpat Jr.
Zach Hyman	C	5	123	Hamilton
Corey Durocher	LW	6	153	Kingston
R.J. Boyd	D	7	183	Cushing Academy

2011 NHL Entry Draft

June 24-25, 2011, Xcel Energy Center, St. Paul, Minnesota

PLAYER	PS.	RD.	OVERALL PICK	'10-11 CLUB
Jonathan Huberdeau	C	1	3	Saint John
Rocco Grimaldi	C	2	33	US NTDP
Rasmus Bengtsson	D	2	59	Rogle BK
Vincent Trocheck	C	3	64	Saginaw
Logan Shaw	RW	3	76	Cape Breton
Jonathan Racine	D	3	87	Shawinigan
Kyle Rau	C	3	91	Eden Prairie
Yaroslav Kosov	F	5	124	Magnitogorsk 2
Edward Wittchow	D	6	154	Burnsville
Iiro Pakarinen	RW	7	184	KalPa

2012 NHL Entry Draft

June 22-23, 2012, Consol Energy Center, Pittsburgh, Pennsylvania

PLAYER	PS.	RD.	OVERALL PICK	'11-12 CLUB
Michael Matheson	D	1	23	Dubuque
Steven Hodges	C	3	84	Victoria
Alexander Delnov	LW	4	114	Mytisch 2
Francis Beauvillier	C/LW	6	174	Rimouski
Jonatan Nielsen	D	7	194	Linköping

2013 NHL Entry Draft

June 30, 2013, Prudential Center, Newark, New Jersey

PLAYER	PS.	RD.	OVERALL PICK	'11-12 CLUB
Aleksander Barkov	C	1	2	Tappara
Ian McCoshen	D	2	31	Waterloo
Evan Cowley	G	4	92	Wichita Falls
Michael Downing	D	4	97	Dubuque
Matt Buckles	C	4	98	St. Michaels
Chris Clapperton	LW	5	122	Blainville-Boisbriand
Joshua Brown	D	6	152	Oshawa
Mackenzie Weegar	D	7	206	Halifax

IN THE SYSTEM





REGULAR SEASON REVIEW

2012-13 NHL STANDINGS/STATISTICS

Team Standings

IN PARENTHESES IS CONFERENCE STANDING FOR

PLAYOFF SEEDING

Eastern Conference

ATLANTIC DIVISION									
GP	W	L	OTL	GF	GA	PTS			
Pittsburgh Penguins (1)	48	36	12	0	165	119	72		
New York Rangers (4)	48	26	18	4	130	112	56		
New York Islanders (8)	48	24	17	7	139	139	55		
Philadelphia Flyers (10)	48	23	22	3	133	141	49		
New Jersey (11)	48	19	19	10	112	129	48		
NORTHEAST DIVISION									
GP	W	L	OTL	GF	GA	PTS			
Montreal Canadiens (2)	48	29	14	5	149	126	63		
Boston Bruins (4)	48	28	14	6	131	109	62		
Toronto Maple Leafs (5)	48	26	17	5	145	133	57		
Ottawa Senators (7)	48	25	17	6	116	104	56		
Buffalo Sabres (12)	48	21	21	6	125	143	48		
SOUTHEAST DIVISION									
GP	W	L	OTL	GF	GA	PTS			
Washington Capitals (3)	48	27	18	3	149	130	57		
Winnipeg Jets (9)	48	24	21	3	128	144	51		
Carolina Hurricanes (13)	48	19	25	4	128	160	42		
Tampa Bay Lightning (14)	48	18	26	4	148	150	40		
Florida Panthers (15)	48	15	27	6	112	171	36		

Western Conference

CENTRAL DIVISION									
GP	W	L	OTL	GF	GA	PTS			
St Louis Blues (4)	48	29	17	2	129	115	60		
Nashville Predators (14)	48	16	23	9	111	139	41		
Detroit Red Wings (7)	48	24	16	8	129	115	60		
Chicago Blackhawks (11)	48	36	7	5	155	102	77		
Columbus Blue Jackets (9)	48	24	17	7	120	119	55		
NORTHWEST DIVISION									
GP	W	L	OTL	GF	GA	PTS			
Vancouver Canucks (3)	48	26	15	7	127	121	59		
Calgary Flames (13)	48	19	25	4	128	169	42		
Colorado Avalanche (15)	48	16	26	7	116	152	39		
Minnesota Wild (8)	48	26	19	3	122	127	55		
Edmonton Oilers (12)	48	19	22	7	125	134	45		
PACIFIC DIVISION									
GP	W	L	OTL	GF	GA	PTS			
Phoenix Coyotes (10)	48	22	22	4	130	142	48		
San Jose Sharks (6)	48	25	16	7	124	116	57		
Los Angeles Kings (5)	48	27	16	5	133	118	59		
Dallas Stars (11)	48	22	22	4	130	142	48		
Anaheim Ducks (2)	48	30	12	6	140	118	66		

Defenseman Scoring Leaders

PLAYER/TEAM	GP	G	A	PTS	+/-	PIM	PP	SH	GW	S	PCTG
P.K. Subban/MTL	42	11	27	38	+12	57	7	0	0	126	8.7
Kris Letang/PIT	35	5	33	38	+16	8	1	0	1	95	5.3
Ryan Suter/MIN	48	4	28	32	+2	24	3	0	1	91	4.4
Andrei Markov/MTL	48	10	20	30	+9	14	8	0	4	79	12.7
Keith Yandle/PHX	48	10	20	30	+4	54	5	0	3	130	7.7
Niklas Kronwall/DET	48	5	24	29	-5	44	2	0	2	67	7.5
Kimmo Timonen/PHI	45	5	24	29	+3	36	3	0	1	78	6.4
Cody Franson/TOR	45	4	25	29	+4	8	3	0	0	70	5.7
Shea Weber/NSH	48	9	19	28	-2	48	3	0	1	124	7.3
Dion Phaneuf/TOR	48	9	19	28	-4	65	3	0	1	88	10.2
Dustin Byfuglien/WPG	43	8	20	28	-1	34	4	0	2	142	5.6
Brian Campbell/FLA	48	8	19	27	-22	12	6	0	2	70	11.4
Justin Schultz/EDM	48	8	19	27	-17	8	4	0	3	85	9.4
Mark Streit/NYI	48	6	21	27	-14	22	3	0	1	83	7.2
Duncan Keith/CHI	47	3	24	27	-16	31	2	0	0	91	3.3
Sergei Gonchar/OTT	45	3	24	27	-4	26	2	0	3	85	3.5
Alex Goligoski/DAL	47	3	24	27	-4	18	0	0	0	80	3.8
Mike Green/WSH	35	12	14	26	-3	20	4	0	2	96	12.5
Slava Voynov/LAK	48	6	19	25	+5	14	1	0	2	79	7.6
Francois Beauchemin/ANA	48	6	19	25	-1	0	0	0	0	74	8.1

Rookie Scoring Leaders

PLAYER/TEAM	GP	G	A	PTS	+/-	PIM	PP	SH	GW	S	PCTG
Neil Yakupov/EDM	48	17	14	31	-4	24	6	0	2	81	21.0
Jonathan Huberdeau/FLA	48	14	17	31	-15	18	2	0	1	112	12.5
Brendan Gallagher/MTL	44	15	13	28	+10	33	3	0	3	117	12.8
Brandon Saad/CHI	46	10	17	27	+17	12	0	1	2	98	10.2
Alex Galchenyuk/MTL	48	9	18	27	+14	20	0	0	2	79	11.4
Justin Schultz/EDM	48	8	19	27	-17	8	4	0	3	85	9.4
Cory Conacher/TBL	35	9	15	24	-3	16	1	0	2	53	17.0
Mika Zibanejad/OTT	42	7	13	20	+9	6	3	0	0	90	7.8

PLAYER/TEAM	GP	G	A	PTS	+/-	PIM	PP	SH	GW	S	PCTG
Jakob Silfverberg/EDM	48	10	9	19	9	12	2	1	2	134	7.5
Vladimir Tarasenko/STL	38	8	11	19	1	10	3	0	1	75	10.7
Alex Killorn/TBL	38	7	12	19	-6	14	1	0	2	82	8.5
Patrick Wieroch/OTT	42	5	14	19	9	39	3	0	0	81	6.2
Marcus Foligno/BUF	47	5	13	18	-4	41	1	0	0	55	9.1
Jake Muzzey/LAK	45	7	9	16	16	35	3	0	1	77	9.1
Dougie Hamilton/BOS	42	5	11	16	4	14	2	0	0	83	6.0
Casey Cizikas/NYI	45	6	9	15	0	14	0	0	1	45	13.3
Charlie Coyle/MIN	37	8	6	14	3	28	1	0	2	50	16.0
Antoine Rousseau/DAL	39	7	7	14	3	85	0	0	0	46	15.2
Beau Bennett/PIT	26	3	11	14	7	6	1	0	2	30	10.0
Jaden Schwartz/STL	45	7	6	13	-4	4	0	0	1	50	14.0
Drew Shore/FLA	43	3	10	13	-10	14	1	1	1	96	3.1
Tyson Barrie/COL	32	2	11	13	-11	10	1	0	1	58	3.4
Matt Irwin/SJS	38	6	6	12	-1	10	4	0	0	79	7.6
Brian Flynn/BUF	26	5	5	11	6	0	0	1	1	49	12.2
Jonas Brodin/MIN	46	2	9	11	3	10	1	0	0	51	3.9
Emerson Etem/ANA	38	3	7	10	7	9	0	0	0	0	48

Individual Scoring Leaders

PLAYER/TEAM	GP	G	A	PTS	+/-	PIM	PP	SH	GW	S	PCTG
Martin St.Louis/TBL	48	17	43	60	+0	14	3	0	2	112	15.2
Steven Stamkos/TBL	48	29	28	57	-4	32	10	0	2	157	18.5
Alex Ovechkin/WSH	48	32	24	56	+2	36	16	0	4	220	14.5
Sidney Crosby/PIT	36	15	41	56	+26	16	3	0	1	124	12.1
Patrick Kane/CHI	47	23	32	55	+11	8	8	0	3	138	16.7
Eric Staal/CAR	48	18	35	53	+5	54	3	1	4	152	11.8
Chris Kunitz/PIT	48	22	30	52	+30	39	9	0	5	113	19.5
Phil Kessel/TOR	48	20	32	52	-3	18	6	0	4	161	12.4
Taylor Hall/EDM	45	16	34	50	+5	33	4	0	4	154	10.4
Pavel Datsyuk/DET	47	15	34	49	+21	14	8	0	6	107	14.0
Ryan Getzlaf/ANA	44	15	34	49	+14	41	4	3	3	99	15.2
Mike Ribeiro/WSH	43	16	29	45	-4	53	6	0	1	63	20.6
Jonathan Toews/CHI	47	23	25	48	+28	27	2	2	5	143	16.1
Claude Giroux/PHI	48	13	35	48	-7	22	6	1	2	137	9.5
Henrik Zetterberg/DET	46	11	37	48	+2	18	4	2	5	173	6.4
Nicklas Backstrom/WSH	48	8	40	48	+8	20	3	0	1	82	9.8
John Tavares/NYI	48	28	19	47	-2	18	9	0	5	162	17.3
Jakub Voracek/PHI	48	22	24	46	-7	35	8	0	3	129	17.1
Andrew Ladd/WPG	48	18	28	46	+10	22	3	0	4	121	14.9
Henrik Sedin/VAN	48	11	34	45	+19	24	1	1	1	70	15.7

Goalkeeping Leaders

Goals-Against Average (Min. 25 GP)

GOALTENDER	TEAM	GP	MIN	GA	AVG
Corey Crawford	CHI	30	1,760:31	57	1.94
Sergei Bobrovsky	CBJ	38	2,218:57	74	2.00
Tuukka Rask	BOS	36	2,104:09	70	2.00
Henrik Lundqvist	NYR	43	2,575:22	88	2.05
Cory Schneider	VAN	30	1,733:19	61	2.11

Wins (Min. 25 GP)

GOALTENDER	TEAM	GP	MIN	W	L	OT
Henrik Lundqvist	NYR	43	2,575:22	24	16	3
Antto Niemi	SJS	43	2,580:46	24	12	6
Niklas Backstrom	MIN	42	2,368:08	24	15	3
Marc-Andre Fleury	PIT	33	1,857:45	23	8	0
Evgeni Nabokov	NYI	41	2,475:24	23	11	7

Save Percentage (Min. 25 GP)

GOALTENDER	TEAM	GP	MIN	GA	SA	SPCT	W	L	OT
Sergei Bobrovsky	CBJ	38	2,218:57	74	1084	.932	21	11	6
Tuukka Rask	BOS	36	2,104:09	70	980	.929	19	10	5
Cory Schneider	VAN	30	1,733:19	61	835	.927	17	9	4
Henrik Lundqvist	NYR	43	2,575:22	88	1190	.926	24	16	3
Corey Crawford	CHI	30	1,760:31	57	769	.926	19	5	5

Shutouts (Min. 1 GP)

PLAYER	TEAM	GP	MIN	SO	W	L	OT
Jimmy Howard	DET	42	2,445:44	5	21	13	7
Tuukka Rask	BOS	36	2,104:09	5	19	10	5
Cory Schneider	VAN	30	1,733:19	5	17	9	4
Pekka Rinne	NSH	43	2,443:46	5	15	16	8
Mike Smith	PHX	34	1,955:33	5	15	12	5

*Indicates Rookie

2012-13 NHL STATISTICAL LEADERS

Individual Leaders

Goal Scoring

PLAYER	TEAM	GP	G
Alex Ovechkin	WSH	48	32
Steven Stamkos	TBL	48	29
John Tavares	NYI	48	28
Jeff Carter	LAK	48	26
Patrick Kane	CHI	47	23
Jonathan Toews	CHI	47	23
Jiri Tlustý	CAR	48	23
Chris Kunitz	PIT	48	22
Jakub Voracek	PHI	48	22
Rick Nash	NYR	44	21
Logan Couture	SJS	48	21
James Neal	PIT	40	21
Phil Kessel	TOR	48	20
Thomas Vanek	BUF	38	20
Pascal Dupuis	PIT	48	20
Blake Wheeler	WPG	48	19
Troy Brouwer	WSH	47	19
Eric Staal	CAR	48	18
Andrew Ladd	WPG	48	18
Derek Stepan	NYR	48	18
Nazem Kadri	TOR	48	18
PA Parenteau	COL	48	18
Zach Parise	MIN	48	18
Brad Marchand	BOS	45	18
Chris Stewart	STL	48	18

Assists

PLAYER	TEAM	GP	A
Martin St. Louis	TBL	48	43
Sidney Crosby	PIT	36	41
Nicklas Backstrom	WSH	48	40
Henrik Zetterberg	DET	46	37
Mike Ribeiro	WSH	48	36
Eric Staal	CAR	48	35
Claude Giroux	PHI	48	35
Taylor Hall	EDM	35	44
Pavel Datsyuk	DET	47	44
Ryan Getzlaf	ANA	44	34

Power-Play Goals

PLAYER	TEAM	GP	PPG
Alex Ovechkin	WSH	48	16
Steven Stamkos	TBL	48	10
Chris Kunitz	PIT	48	9
John Tavares	NYI	48	9
Thomas Vanek	BUF	38	9
James Neal	PIT	48	9
Patrick Kane	CHI	47	8
Pavel Datsyuk	DET	47	8
Jakub Voracek	PHI	48	8
Matt Moulson	NYI	47	8

Short-Handed Goals

PLAYER	TEAM	GP	SHG
Ilya Kovalchuk	NJD	37	4
Ryan Getzlaf	ANA	44	3
Gabriel Landeskog	COL	36	3
Henrik Zetterberg	DET	46	2
Jonathan Toews	CHI	47	2
Brad Marchand	BOS	45	2
Ryan Callahan	NYR	45	2
Mark Letestu	CBJ	46	2

Patrick Berglund	STL	48	2
Andrew Coglian	ANA	48	2

Game-Winning Goals

PLAYER	TEAM	GP	GWG
Jeff Carter	LAK	48	8
Pavel Datsyuk	DET	47	6
Derek Stepan	NYR	48	6
James Neal	PIT	40	6
Marian Hossa	CHI	40	6
Chris Kunitz	PIT	48	5
Henrik Zetterberg	DET	46	5
Jonathan Toews	CHI	47	5
John Tavares	NYI	48	5
Logan Couture	SJS	48	5

Plus/Minus

PLAYER	TEAM	GP	+/-
Pascal Dupuis	PIT	48	31
Chris Kunitz	PIT	48	30
Jonathan Toews	CHI	47	28
Sidney Crosby	PIT	36	26
Derek Stepan	NYR	48	25

Penalty Minutes

PLAYER	TEAM	GP	PIM
Colton Orr	TOR	44	155
Chris Neil	OTT	48	144
Zenon Konopka	MIN	37	117
Rich Clune	NSH	47	113
B.J. Crombeen	TBL	44	112

Shots On Goal

PLAYER	TEAM	GP	SOG
Alex Ovechkin	WSH	48	220
Evander Kane	WPG	48	190
Zach Parise	MIN	48	182
David Clarkson	NJD	48	180
Rick Nash	NYR	44	176

Shooting Percentage (Min. 25 GP)

PLAYER	TEAM	GP	PCTG
Colin Wilson	NSH	25	26.9
Alex Tanguay	CGY	40	25.0
Patrik Berglund	STL	48	23.0
Gabriel Bourque	NSH	34	22.0
Nail Yakupov	EDM	48	21.0

* Indicates Rookie

2012-13 GAME RESULTS

#	Date	Team	W/L	Record	GF-GA	Scorers	GWG	PP	PK	SF-SA	W-L	Attn.
											Goalie	
1	1/19/13	CAR	W	01-00-00	5-1	11,51p,51p,19p,27	51	3-6	6-6	25-42	60/30	19,688+
2	1/21/13	@OTT	L	01-01-00	0-4		7	0-3	3-4	31-37	41/60	19,952+
3	1/22/13	@MTL	L	01-02-00	1-4	82p	79	1-8	4-6	28-33	31/30	21,273+
4	1/24/13	OTT	L	01-03-00	1-3	14p	65	1-5	2-3	26-37	41/60	15,364
5	1/26/13	PHI	L	01-04-00	1-7	88	24	0-4	5-5	31-26	30/60	19,311+
6	1/29/13	@TBL	L	01-05-00	2-5	88, 14s	11	0-4	3-5	28-33	39/60	19,204+
7	1/31/13	WPG	W	02-05-00	6-3	51p,32,88p,27p,11,82	27	3-6	3-3	34-25	60/31	15,731
8	2/3/13	@BUF	W	03-05-00	4-3	18,22,88,51p	51	1-2	1-1	33-20	60/30	18,831+
9	2/5/13	@WPG	O*	03-05-01	2-3	11,14	18	0-2	3-4	19-21	31/30	15,004+
10	2/7/13	@PHI	W**	04-05-01	3-2	12,9p	11	1-4	3-4	24-32	60/30	19,616+
11	2/9/13	@WSH	L	04-06-01	0-5		20	0-2	1-2	27-25	70/60	18,506+
12	2/12/13	WSH	O*	04-06-02	5-6	14,18,11,11,50	20	0-5	1-3	32-29	70/30	15,340
13	2/14/13	MTL	O*	04-06-03	0-1		17	0-2	3-3	26-32	31/60	17,021
14	2/16/13	TBL	O*	04-06-04	5-6	18,12,25,11,82	67	0-3,	3-4	30-36	39/60	17,009
15	2/18/13	TOR	L	04-07-04	0-3		81	0-3	1-2	37-33	30/60	17,177+
16	2/21/13	@PHI	W	05-07-04	5-2	88,82,11,11p,88	11	1-3	2-2	26-34	30/30	19,605+
17	2/22/13	@PIT	L	05-08-04	1-3	43	2	0-2	3-4	23-40	29/35	18,655+
18	2/24/13	BOS	L	05-09-04	1-4	82	33	0-4	0-1	35-32	40/35	18,108+
19	2/26/13	PIT	W	06-09-04	6-4	82p,82p,51p,57p,14,82	14	4-7	4-5	36-34	30/29	17,378+
20	2/28/13	BUF	O**	06-09-05	3-4	15p,57,51	26	1-4	0-1	43-25	30/60	15,672
21	3/2/13	@CAR	L	06-10-05	2-6	18,17	36	0-0	4-4	24-34	30/30	18,680+
22	3/3/13	CAR	L	06-11-05	2-3	11,11	11	0-1	2-2	36-24	30/30	15,978
23	3/5/13	WPG	W	07-11-05	4-1	82,18,11,13	18	0-2	0-0	26-31	35/31	14,574
24	3/7/13	@WSH	L	07-12-05	1-7	12	17	0-2	1-2	30-26	70/35	18,506+
25	3/8/13	WPG	O*	07-12-06	2-3	11,18	33	0-4	1-1	40-28	31/35	16,442
26	3/10/13	MTL	L	07-13-06	2-5	82,18	21	0-1	4-6	16-38	30/35	19,189+
27	3/12/13	TBL	L	07-14-06	2-3	32,82	91	0-4	1-2	39-13	39/35	15,174
28	3/14/13	@BOS	L	07-15-06	1-4	18s	37	0-2	2-2	30-32	40/30	17,565+
29	3/16/13	NYI	L	07-16-06	3-4	3,57,13	53	0-1	0-0	30-25	20/30	17,627+
30	3/19/13	@CAR	W	08-16-06	4-1	14,57p,18p,25	57	2-3	3-4	44-34	35/31	16,349
31	3/21/13	@NYR	W	09-16-06	3-1	51p,19,82s	19	1-2	3-3	24-45	35/30	17,200+
32	3/23/13	@NJD	L	09-17-06	1-2	88	23	0-2	2-2	18-25	30/30	17,625+
33	3/24/13	@NYI	L	09-18-06	0-3		47	0-2	1-2	26-37	20/35	14,512
34	3/26/13	@TOR	L	09-19-06	2-3	14,18	19	0-1	2-3	42-31	30/35	19,379+
35	3/28/13	BUF	W**	10-19-06	5-4	18,14p,18,11p	15	2-5	3-4	40-40	35/30	17,044+
36	3/30/13	NJD	W*	11-19-06	3-2	18p,18,7	7	1-3	3-4	30-26	35/30	18,138+
37	4/2/13	@TBL	W**	12-19-06	3-2	82p,37p	88	2-3	3-3	25-41	35/32	17,904
38	4/6/13	WSH	L	12-20-06	3-4	82,88p,82	8	1-2	2-5	30-31	70-35	16,886
39	4/7/13	OTT	W	13-20-06	2-1	57,7p	7	1-1	5-5	17-41	30/41	15,552
40	4/11/13	@WPG	L	13-21-06	2-7	3,14	16	0-2	4-5	27-35	31/35	15,004+
41	4/13/13	PIT	L	13-22-06	1-3	19	10	0-4	2-3	26-22	29/35	18,891+
42	4/16/13	@NYI	L	13-23-06	2-5	7p,57	40	1-5	1-3	28-31	20/35	15,922
43	4/18/13	@NYR	L	13-24-06	1-6	11	61	0-1	2-4	35-30	30/30	17,200+
44	4/20/13	@NJD	L	13-25-06	2-6	57,51	23	1-2	2-3	13-33	30/35	16,018
45	4/21/13	@BOS	L	13-26-06	0-3		68	0-2	2-2	28-39	40/35	17,565+
46	4/23/13	NYR	W	14-26-06	3-2	14,57p,15s	15	1-2	3-3	16-38	35/30	17,758+
47	4/25/13	TOR	L	14-27-06	0-4		47	0-3	1-1	34-17	34/35	16,484
48	4/27/13	@TBL	W	15-27-06	5-3	27,14,19,14,57	14	0-1	2-2	32-31	35/39	19,204+

*Overtime

**Shootout,

+Home Sellout

Total Home Attendance: 407,896

Average Home Attendance: 16,996

of Home Sellouts: 11



HOME OF THE PANTHERS

560WQAM
SPORTS RADIO



twitter.com/560WQAM
facebook.com/WQAM560

2012-13 PANTHERS FINAL SCORING

NO.	POS	PLAYER	GP	G	A	PTS	-/+	PIM	PP	SH	GW	S	PCTG
14	L	TOMAS FLEISCHMANN	48	12	23	35	-10	16	2	1	2	121	9.9
11	C	JONATHAN HUBERDEAU	48	14	17	31	-15	18	2	0	1	112	12.5
51	D	BRIAN CAMPBELL	48	8	19	27	-22	12	6	0	2	70	11.4
82	R	TOMAS KOPECKY	47	15	12	27	-8	28	4	1	0	92	16.3
18	C	SHAWN MATTHIAS	48	14	7	21	-8	16	2	1	1	106	13.2
57	C	MARCEL GOC	42	9	10	19	-6	8	4	0	1	92	9.8
88	C	PETER MUELLER	43	8	9	17	-11	18	2	0	0	131	6.1
15	C	DREW SHORE	43	3	10	13	-10	14	1	1	1	96	3.1
12	R	JACK SKILLE	40	3	9	12	-9	11	0	0	0	69	4.3
17	D	FILIP KUBA	44	1	9	10	-18	24	0	0	0	50	2.0
7	D	DMITRY KULIKOV	34	3	7	10	-5	22	2	0	2	52	5.8
43	D	MIKE WEAVER	27	1	8	9	-3	8	0	0	0	21	4.8
3	D	TJ BRENNAN	19	2	7	9	-8	2	0	0	0	24	8.3
27	R	ALEX KOVALEV	14	2	3	5	-1	6	1	0	1	21	9.5
19	L	SCOTTIE UPSHALL	27	4	1	5	-8	25	1	0	1	54	7.4
9	C	STEPHEN WEISS	17	1	3	4	-13	25	1	0	0	19	5.3
23	D	TYSON STRACHAN	38	0	4	4	-13	40	0	0	0	42	0.0
32	R	KRIS VERSTEEG	10	2	2	4	-8	8	0	0	0	20	10.0
44	D	ERIK GUDBRANSON	32	0	4	4	-22	47	0	0	0	49	0.0
22	R	GEORGE PARROS	39	1	1	2	-15	57	0	0	0	16	6.3
55	D	ED JOVANOVSKI	6	0	1	1	-4	0	0	0	0	6	0.0
37	C	GREG RALLO	10	1	0	1	-5	2	1	0	0	10	10.0
76	L	ERIC SELLECK	2	0	1	1	2	17	0	0	0	2	0.0
47	D	COLBY ROBAK	16	0	1	1	-1	17	0	0	0	15	0.0
27	C	NICK BJUGSTAD	11	1	0	1	-8	2	0	0	0	17	5.9
34	D	NOLAN YONKMAN	7	0	0	0	-1	11	0	0	0	4	0.0
62	D	MICHAEL CARUSO	2	0	0	0	-1	0	0	0	0	0	0.0
52	R	JONATHAN RHEALT	5	0	0	0	0	0	0	0	0	5	0.0
75	C	SCOTT TIMMINS	5	0	0	0	-2	4	0	0	0	6	0.0
72	D	ALEX PETROVIC	6	0	0	0	-8	25	0	0	0	5	0.0
42	C	QUINTON HOWDEN	18	0	0	0	-11	2	0	0	0	22	0.0

	GOALTENDERS	GP	GS	MIN	GAA	W	L	OT	SO	SA	GA	G	A	PIM
35	JACOB MARKSTROM	23	23	1266	3.22	8	14	1	0	685	68	.901	0	0
30	SCOTT CLEMMENSEN	19	11	866	3.67	3	7	2	0	421	53	.874	0	0
60	JOSE THEODORE	15	14	766	3.29	4	6	3	0	391	42	.893	0	2

2012-13 PANTHERS HIGHS & LOWS

Individual

Most goals, game.....	3	Versteeg, Nov 10 at WPG, Kopecky, 2/26 vs PIT
Most assists, game.....	3	Huberdeau, 4/27 at TBL, Fleischmann, 1/31 vs WPG
Most points, game.....	4	Kopecky, 2/26 vs PIT, Huberdeau 2/21 at PHI
Most goals, period.....	2	Campbell, 1/19 vs CAR (1st period)
		Huberdeau 2/12 vs WSH (2nd period)
Most shots, game.....	8	Huberdeau, 2/27 vs BUF
Most penalty minutes, game.....	19	Ellerby, 1/29 at TBL, S. Weiss 3/2 at CAR
Most ice time, game.....	33:18	Campbell, Mar 28 vs. WPG
Most hat tricks, season.....	1	Kopecky, Feb 26 vs OIT
Most power play goals, season.....	6	Campbell
Most shorthanded goals, season.....	1	Fleischmann, Kopecky, Mattias, Shore
Most game-winning goals, season.....	2	Campbell, Kulikov, Fleischmann
Most overtime/shootout goals, season.....	2	Huberdeau, Mueller
Most shutouts, season.....	-	N/A

Team

Winning Streak.....	3	3/28-4/2
Winning Streak, Home.....	2	3/28-3/30
Winning Streak, Road.....	2	3/19-3/21
Losing Streak.....	6	2x (MR: 4/11-4/21)
Losing Streak, Home.....	5	(MR: 2/12-2/24)
Losing Streak, Road.....	5	4/11-4/21
Largest Margin Of Victory.....	4	1/18 vs CAR (5-1 W)
Largest Margin Of Defeat.....	6	2x (MR: 3/17 @ WSH (1-7 L))
Most Goals, 1 Game.....	6	2x(MR:2/26 vs PIT)
Most Goals, Home, 1 Game.....	6	2x (MR:2/26 vs PIT)
Most Goals, Road, 1 Game.....	5	2x (MR: 4/27 @ TBL (5-3 W))
Most Goals Against, 1 Game.....	7	2x (MR: 4/11 @ WPG (2-7 L))
Most Goals Against, Home, 1 Game.....	7	1/26 vs. PHI (1-7 L)
Most Goals Against, Road, 1 Game.....	7	2x (MR: 4/11 @ WPG (2-7 L))
Most Goals, Both Teams, 1 Game.....	11	2x (MR: 2/16 5-6 OTL vs TBL)
Most Goals Panthers, 1 Period.....	5	1/31 vs. WPG (3rd period)
Most Goals Against, 1 Period.....	4	2x (MR: 3/7 @ WSH (1st period)
Most Power Play Goals, 1 Game.....	4	2/26 vs. PIT (6-4 W)
Most Power Play Goals Against, 1 Game.....	3	4/6 vs. WSH
Most Shorthanded Goals, 1 Game.....	1	4X (MR: 4/23 vs. NYR (3-2 W)
Most Shorthanded Goals Against, 1 Game.....	1	2/24 vs BOS (1-4 L)
Most Penalty Minutes, Both Teams, 1 Game.....	52	1/29 at TBL (2-5 L)
Most Penalty Minutes, Panthers, 1 Game.....	37	1/29 at TBL (2-5 L)
Fewest Penalty Minutes Combined, 1 Game.....	4	3/5 vs WPG (4-1 W)
Fewest Penalty Minutes, Panthers, 1 Game.....	0	3/5 vs WPG (4-1 W)
Most Shots Combined, 1 Game.....	80	3/28 vs. BUF (5-4 SOW)
Fewest Shots Combined, 1 Game.....	40	2/5 at WPG (2-3 OTL)
Most Shots Panthers, 1 Game.....	43	2/28 vs BUF (3-4 OTL)
Fewest Shots Panthers, 1 Game.....	13	4/20 at NJD (2-6 L)
Most Shots Against, 1 Game.....	45	3/21 at NYR (3-1 W)
Fewest Shots Against, 1 Game (OT).....	20	2/3 at BUF (4-3 W)
Most Shots, 1 Period.....	17	2X (MR: 3/19 at CAR (1st period)
Fewest Shots, 1 Period.....	2	2X (MR: 4/23 at NYR (1st period)
Most Shots Against, 1 Period.....	21	4/21 at BOS (2nd period)
Fewest Shots Against, 1 Period.....	1	4/25 vs. TOR (3rd period)]

2012-13 MISCELLANEOUS STATS

Miscellaneous

Home Record.....	8-11-5
Road Record.....	7-16-1
1-goal games.....	7-6-6
2-goal games.....	3-3
3-goal games.....	5-18
Scoring first.....	11-4-2
Opponent scoring first.....	4-23-4
Leading after 1 period.....	7-2-2
Trailing after 1 period.....	3-22-3
Tied after 1 period.....	5-3-1
Leading after 2 periods.....	6-0-1
Trailing after 2 periods.....	3-24-2
Tied after 2 periods.....	6-3-3
Overtime Record - This Season.....	4-6
Overtime Record - Franchise.....	85-149-142
Outshooting opponent.....	6-12-3
Outshot by opponent.....	8-15-3
Even shots.....	1-0-0
vs. Northeast.....	3-10-2
vs. Atlantic.....	6-9-0
vs. Southeast.....	6-8-4
vs. EASTERN CONFERENCE.....	15-27-6
vs. Central.....	0-0-0
vs. Pacific.....	0-0-0
vs. Northwest.....	0-0-0
vs. WESTERN CONFERENCE.....	0-0-0

GOALS BY PERIOD	1	2	3	OT	T	AVG
Panthers	34	32	42	1	109	2.3
Opponents	61	58	46	5	170	3.5

SHOTS BY PERIOD	1	2	3	OT	T	AVG
Panthers	446	471	469	14	1400	29.2
Opponents	503	499	477	25	1504	31.3

POWER PLAY	G	ATT	PCT
Overall	29	142	20.4 (6th NHL)
Home	18	82	22.0 (10th NHL)
Road	11	60	18.3 (11th NHL)

1 Short-Handed Goal Allowed (T-3rd NHL)

PENALTY KILLING	G	TSH	PCT
Overall	39	151	74.2 (30th NHL)
Home	19	74	74.3 (30th NHL)
Road	20	77	74.0 (27th NHL)

4 Short-Handed Goals Scored (T-8th NHL)

PENALTIES	GP	MIN	AVG/RANK
Panthers.....	48	541	11.3 (17th NHL)

Individual Leaders

PANTHERS

Points
Tomas Fleischmann (35), J. Huberdeau (31), T. Koecky (27)

Goals
T. Koecky (15), S. Matthias (14), J. Huberdeau (14)

Assists
T. Fleischmann (23), B. Campbell (19), J. Huberdeau (17)

Individual Leaders Cont.

PANTHERS

PPG
B. Campbell (6), T. Koecky (4), M. Goc (4)

SHG

T. Koecky (1), T. Fleischmann (1), S. Matthias (1)

GWG

B. Campbell (2), T. Fleischmann (2), D. Kulikov (2)

3+ Goals

T. Koecky (1)

PIM

G. Parros (57), E. Gudbranson (47), T. Strachan (40)

Shots

P. Mueller (131), T. Fleischmann (121), J. Huberdeau (112)

Plus/Minus

E. Selleck (+2), J. Rheault (0), C. Robak (-1)

Goaltenders

PANTHERS	GP	MIN	GA	AVG	W	L	SO
J. Theodore	15	766	42	3.29	4	6	0
S. Clemmensen	19	866	53	3.67	3	7	0
J. Markstrom	23	1,266	68	.901	8	14	0

Situational Goals for and Against

	PANTHERS GF	OPPONENT GA
Five-on-Five.....	68	119
Five-on-Four.....	26	0
Five-on-Three.....	3	0
Four-on-Four.....	2	6
Four-on-Three.....	0	0
Three-on-Three.....	0	0
Three-on-Four.....	0	2
Three-on-Five.....	0	3
Four-on-Five.....	2	33
Empty Net.....	6	7
Pen. Shot.....	2	0
Totals.....	109	170

Panthers Special Teams Scoring

POWER PLAY	G	A	PTS
B. Campbell.....	6	11	17
T. Fleischmann.....	2	11	13
J. Huberdeau.....	2	7	9
T. Koecky.....	4	5	9
M. Goc.....	4	2	6
D. Kulikov.....	2	4	6
F. Kuba.....	0	4	4
P. Mueller.....	2	2	4
T. Brennan.....	0	3	3
D. Shore.....	1	2	3
S. Weiss.....	1	1	2
K. Versteeg.....	0	1	1
E. Gudbranson.....	0	1	1
S. Matthias.....	1	0	1
S. Upshall.....	1	0	1

2012-13 TRANSACTIONS

July 23- Agreed to terms with D Colby Robak on a two-year contract.

July 16- Agreed to terms with C Greg Rallo and D Michael Caruso on one-year, two-way contracts.

July 15- Agreed to terms with G Jacob Markstrom on a two-year contract.

July 9- Agreed to terms with C Jon Matsumoto and D Matt Gilroy on one-year contracts.

July 6- Agreed to terms with C Jesse Winchester on a one-year contract; Acquired LW Philippe Lefebvre and a 2014 seventh-round draft pick from Montreal for RW George Parros.

July 5- Agreed to terms with D Mike Mottau on a one-year, two-way contract.

June 25- Named Peter Horachek coach and Chuck Weber director of hockey operations and associate head coach of San Antonio (AHL).

June 24- Agreed to terms with F Bobby Butler on a two-year contract; F Eric Selleck on a one-year contract.

Apr. 24 - D Colby Robak and F Scott Timmins reassigned to San Antonio (AHL).

Apr. 23 - F Greg Rallo reassigned to San Antonio (AHL).

Apr. 22 - D Colby Robak recalled from San Antonio; F Logan Shaw signed to entry-level contract.

Apr. 21 - C Scott Timmins recalled from San Antonio (AHL).

Apr. 18 - D Alex Petrovic recalled from San Antonio (AHL).

Apr. 11- F Greg Rallo recalled from San Antonio (AHL).

Apr. 8 -C Scott Timmins reassigned to San Antonio (AHL).

Apr. 6 -C Scott Timmins recalled from San Antonio (AHL).

Apr. 3 -C Jerred Smithson traded to Edmonton in exchange for a 2013 Fourth Round pick.

Apr. 3 -C Nick Bjugstad and D Jonathan Racine signed to Entry-Level Contracts.

Apr. 3 -RW Jon Rheault reassigned to San Antonio (AHL).

Apr. 2 -RW Jon Rheault recalled from San Antonio (AHL).

Mar. 30 -F Greg Rallo reassigned to San Antonio (AHL).

Mar. 29 -D Colby Robak and D Michael Caruso reassigned to San Antonio (AHL).

Mar. 24 -F Greg Rallo recalled from San Antonio (AHL).

Mar. 19 -F Quinton Howden recalled from San Antonio (AHL).

Mar. 18 -RW Jon Rheault reassigned to San Antonio (AHL). F Eric Selleck recalled from San Antonio (AHL).

Mar. 15 -D TJ Brennan acquired from Buffalo (NHL) in exchange for a fifth round pick in the 2013 NHL Entry Draft. D Nolan Yonkman reassigned to San Antonio (AHL).

Mar. 13-RW Jon Rheault recalled from San Antonio (AHL).

Mar. 9 -RW Jon Rheault reassigned to San Antonio (AHL).

Mar. 5 -RW Jon Rheault recalled from San Antonio (AHL). C Stephen Weiss and LW Scottie Upshall placed on IR.

Mar. 3 -G Jacob Markstrom and D Nolan Yonkman recalled from San Antonio (AHL). D Dmitry Kulikov and G Jose Theodore placed on injured reserve.

Mar. 2 -D Mike Weaver placed on injured reserve.

Feb. 27 -C Scott Timmins reassigned to San Antonio (AHL).

Feb. 26 -C Scott Timmins recalled from San Antonio (AHL).

Feb. 25 -G Jacob Markstrom reassigned from San Antonio (AHL).

Feb. 23 -D Colby Robak recalled from San Antonio (AHL). F Kris Versteeg placed on IR retroactive to Feb. 12.

Feb. 20 -G Jacob Markstrom recalled from San Antonio (AHL).

Feb. 18 -C Mike Santorelli recalled from San Antonio (AHL).

Feb. 8 -D Keaton Ellerby traded to Los Angeles for a 2013 5th Round Pick (NJD).

Feb. 5 -D Erik Gudbranson recalled from San Antonio (AHL).

Feb. 1 -D Ed Jovanovski & LW Scottie Upshall placed on injured reserve.

Jan. 16-D Colby Robak recalled from San Antonio (AHL)

Jan. 29 -C Drew Shore recalled from San Antonio (AHL).

Jan. 26 -C Quinton Howden and C Drew Shore reassigned to San Antonio (AHL).

Jan. 25 -C Quinton Howden recalled from San Antonio (AHL).

Jan. 21 -D Mike Caruso placed on IR.

Jan. 21 -C Drew Shore recalled from San Antonio; RW Kris Versteeg placed on IR.

Jan. 21 -RW J.F. Jacques traded to Tampa Bay for future considerations.

Jan 18.-D Dmitry Kulikov agrees to two-year contract.

Jan. 18 -RW Alex Kovalev agrees to one-year contract.

Jan. 18 -D Alex Petrovic assigned to San Antonio (AHL); F James Wright claimed off waivers by Winnipeg.

Jan. 17-F Marek Svatos released from PTO; G Jacob Markstrom, D Colby Robak, F Quinton Howden, F Drew Shore, F Jon Rheault assigned to San Antonio (AHL).

2012-13 INJURY BREAKDOWN

PLAYER MISSED	INJURY	DATE OUT	DATE RETURNED	# OF GAMES
Quinton Howden	Illness	4/23/13	4/25/13	1
Dmitry Kulikov	Upper Body	4/21/13		3
Tomas Kopecky	Upper Body	4/21/13	4/23/13	1
Erik Gudbranson	Upper Body	4/20/13		5
Filip Kuba	Upper Body	4/16/13	4/20/13	2
Peter Mueller	Personal	4/11/13	4/23/13	5
Drew Shore	Upper Body	4/2/13	4/11/13	3
Jack Skille	Upper Body	3/24/13	4/6/13	5
Eric Selleck	Upper Body	3/21/13	4/25/13	17
Erik Gudbranson	Illness	3/23/13	3/26/13	2
George Parros	Upper Body	3/19/13	3/30/13	6
Ed Jovanovski	Lower Body	3/19/13		19
Kris Versteeg	Lower Body	3/14/13		21
Stephen Weiss	Upper Body	3/5/13		26
Jose Theodore	Lower Body	3/3/13		27
Dmitry Kulikov	Upper Body	3/3/13	3/23/13	10
Scottie Upshall	Lower Body	3/3/13	3/19/13	8
Mike Weaver	Lower Body	3/2/13	4/13/13	20
Filip Kuba	Upper Body	2/22/13	2/28/13	2
Stephen Weiss	Personal	2/26/13	2/28/13	1
Kris Versteeg	Upper Body	2/14/13	3/8/13	12
Scottie Upshall	Lower Body	2/3/13	3/2/13	13
Ed Jovanovski	Lower Body	1/31/13	3/16/13	22
Stephen Weiss	Upper Body	1/24/13	2/3/13	4
Michael Caruso	Upper Body	1/24/13	3/30/13	32
Sean Bergenheim	Lower Body	1/19/13		48
Marcel Goc	Lower Body	1/19/13	1/31/13	6
Erik Gudbranson	Upper Body	1/19/13	2/7/13	9
Kris Versteeg	Lower Body	1/19/13	1/29/13	5
Mike Weaver	Lower Body	1/19/13	1/21/13	1
Dmitry Kulikov	Lower Body	1/19/13	1/21/13	1

Total Man Games Lost: 274

Total Man Games Lost (with suspension/non-roster players): 336

Opening Game: 5-1 Win vs Carolina 1/19/13

#	Name	Pos	#	Name	Pos
4	Keaton Ellerby	D	23	Tyson Strachan	D
9	Stephen Weiss	C	25	Jerred Smithson	R
11	Jonathan Huberdeau	C	27	Alex Kovalev	R
12	Jack Skille	R	51	Brian Campbell	D
13	Mike Santorelli	C	52	Jason Garrison	D
14	Tomas Fleischmann	L	55	Ed Jovanovski	D
17	Filip Kuba	D	62	Michael Caruso	D
18	Shawn Matthias	C	82	Tomas Kopecky	R
19	Scottie Upshall	R	88	Peter Mueller	C
22	George Parros	R	30	Scott Clemmensen	G
			60	Jose Theodore	G

Closing Game: 5-3 Win at Tampa Bay

#	Name	Pos	#	Name	Pos
3	TJ Brennan	D	27	Nick Bjugstad	C
11	Jonathan Huberdeau	C	42	Quinton Howden	C
14	Tomas Fleischmann	L	43	Mike Weaver	D
15	Drew Shore	C	51	Brian Campbell	D
17	Filip Kuba	D	57	Marcel Goc	C
16	Marco Sturm	L	72	Alex Petrovic	D
18	Shawn Matthias	C	76	Eric Selleck	L
19	Scottie Upshall	R	82	Tomas Kopecky	R
22	George Parros	R	88	Peter Mueller	C
23	Tyson Strachan	D	30	Scott Clemmensen	G
			35	Jacob Markstrom	G

2012-13 HOME/ROAD SCORING

	HOME					ROAD					TOTAL				
	GP	G	A	PTS	+/	GP	G	A	PTS	+/	GP	G	A	PTS	+/
Fleischmann, Tomas	24	5	15	20	0	24	7	8	15	-10	48	12	23	35	-10
Huberdeau, Jonathan	24	10	8	18	-1	24	4	9	13	-14	48	14	17	31	-15
Campbell, Brian	24	5	14	19	-6	24	3	5	8	-16	48	8	19	27	-22
Kopecky, Tomas	24	11	7	18	-1	23	4	5	9	-7	47	15	12	27	-8
Matthias, Shawn	24	9	3	12	0	24	5	4	9	-8	48	14	7	21	-8
Goc, Marcel	21	5	6	11	0	21	4	4	8	-6	42	9	10	19	-6
Mueller, Peter	24	3	9	12	-5	19	5	0	5	-6	43	8	9	17	-11
Shore, Drew	21	3	5	8	-4	22	0	5	5	-6	43	3	10	13	-10
Skille, Jack	22	1	8	9	-1	18	2	1	3	-8	40	3	9	12	-9
Kulikov, Dmitry	15	2	5	7	-2	19	1	2	3	-3	34	3	7	10	-5
Kuba, Filip	22	0	4	4	-8	22	1	5	6	-10	44	1	9	10	-18
Weaver, Mike	13	0	3	3	-5	14	1	5	6	2	27	1	8	9	-3
Brennan, T.J.	12	1	1	2	1	17	2	6	8	-10	29	2	7	9	-9
Smithson, Jerred	23	2	1	3	0	22	1	2	3	-4	45	3	3	6	-4
Kovalev, Alex	8	2	3	5	+2	6	0	0	0	-3	14	2	3	5	-1
Upshall, Scottie	11	2	1	3	-1	16	2	0	2	-8	27	4	1	5	-8
Versteeg, Kris	5	2	1	3	-4	5	0	1	1	-4	10	2	2	4	-8
Weiss, Stephen	8	0	2	2	-5	9	1	1	2	-8	17	1	3	4	-13
Gudbranson, Erik	18	0	3	3	-7	14	0	1	1	-22	32	0	4	4	-22
Strachan, Tyson	20	0	2	2	-4	18	0	2	2	-13	38	0	4	4	-13
Santorelli, Mike	20	2	2	4	-6	14	0	0	0	-12	34	2	2	4	-12
Parros, George	21	0	0	0	-8	18	1	1	2	-15	39	1	1	2	-15
Robak, Colby	8	0	1	1	0	8	0	0	0	-1	16	0	1	1	-1
Bjugstad, Nick	5	0	0	0	-4	6	1	0	1	-4	11	1	0	1	-8
Rallo, Greg	2	0	0	0	-1	8	1	0	1	-4	10	1	0	1	-5
Selleck, Eric	0	0	0	0	0	2	0	1	1	2	2	0	1	1	2
Jovanovski, Ed	4	0	1	1	0	2	0	0	0	-4	6	0	1	1	-4
Petrovic, Alex	2	0	0	0	0	4	0	0	0	-8	6	0	0	0	-8
Caruso, Michael	1	0	0	0	-1	1	0	0	0	0	2	0	0	0	-1
Rheaault, Jonathan	3	0	0	0	+1	2	0	0	0	-1	5	0	0	0	0
Yonkman, Nolan	5	0	0	0	0	2	0	0	0	-1	7	0	0	0	-1
Howden, Quinton	7	0	0	0	-5	11	0	0	0	-6	18	0	0	0	-11
Timmins, Scott	4	0	0	0	-1	1	0	0	0	-1	5	0	0	0	-2

2012-13 HOME/ROAD GOALTENDING

	HOME							ROAD							OVERALL						
	GP	W	L	OTL	GAA	SV%	SO	GP	W	L	OTL	GAA	SV%	SO	GP	W	L	OTL	GAA	SV%	SO
Theodore, Jose	9	2	3	3	2.94	.907	0	6	2	3	3	3.85	.868	0	15	4	6	3	3.29	.893	0
Clemmensen, Scott	8	2	2	1	4.00	.870	0	11	1	5	1	3.48	.877	0	19	3	7	2	3.67	.874	0
Markstrom, Jacob	11	4	6	1	2.97	.895	0	12	4	8	0	3.50	.906	0	23	8	14	1	3.22	.901	0



3 0:26
BACKSTOPPER 231
50/50 CASH
\$19.3



OPPONENTS

ANAHEIM DUCKS

Honda Center
2695 East Katella Ave. • Anaheim, CA 92806 • Phone: (714) 940-2900
www.anaheimducks.com



Arena: Honda Center
Capacity: 17,174
Entered NHL: 1993-94

Chief Executive Officer: Michael Schulman
Executive Vice President & General Manager: Bob Murray
Head Coach: Bruce Boudreau
Assistant Coaches: Bob Woods, Brad Lauer, Scott Niedermayer
Goaltending Coach: Dwayne Robinson


2013-14 Scheduled Game

Nov. 12: Panthers vs Ducks

Mar. 23: Panthers at Ducks

2012-13 Result

DID NOT PLAY



Bobby Ryan

All-Time Record vs. Ducks

SEASON	HOME					AWAY					OVERALL				
	GP	W	L	T	OTL	GP	W	L	T	OTL	GP	W	L	T	OTL
1993-94	1	1	0	0	-	1	1	0	0	-	2	2	0	0	-
1994-95						DID NOT PLAY									
1995-96	1	0	0	1	-	1	1	0	0	-	2	1	0	1	-
1996-97	1	0	1	0	-	1	0	1	0	-	2	0	2	0	-
1997-98	1	0	0	1	-	1	0	1	0	-	2	0	1	1	-
1998-99	0	0	0	0	-	1	1	0	0	-	1	1	0	0	-
1999-00	1	1	0	0	0	1	1	0	0	0	2	2	0	0	0
2000-01	0	0	0	0	0	1	0	0	0	1	1	0	0	0	1
2001-02	1	1	0	0	0	1	1	0	0	0	2	2	0	0	0
2002-03	1	0	1	0	0	1	0	0	1	0	2	0	1	1	0
2003-04	1	1	0	0	0	0	0	0	0	0	1	1	0	0	0
2005-06	0	0	0	-	0	1	0	1	-	0	1	0	1	-	0
2006-07	1	0	1	-	0	0	0	0	-	0	1	0	1	-	0
2007-08						DID NOT PLAY									
2008-09	0	0	0	-	0	1	1	0	-	0	1	1	0	-	0
2009-10	1	0	1	-	0	0	0	0	-	0	1	0	1	-	0
2010-11	0	0	0	-	0	1	0	1	-	0	1	0	1	-	0
2011-12	1	0	1	-	0	0	0	0	-	0	1	0	1	-	0
2012-13						DID NOT PLAY									
TOTALS	11	4	5	2	0	12	6	4	1	1	23	10	9	3	1

Fast Facts

	OVERALL	AT HOME	ON ROAD
Last 10 Games:	3-6-1-0	3-5-2-0	4-4-1-1
Last Win:	11/9/08	12/27/03	11/9/08
Last Loss:	2/19/12	2/19/12	12/1/10
Last Tie:	11/24/02	1/4/98	11/24/02
Overtime Record:	1-1-3	1-0-2	0-1-1
Shutouts by Panthers:	1	1	Never
Last Time:	11/21/01 (6-0)	11/21/01 (6-0)	Never
Shutouts of Panthers:	4	3	1
Last Time:	2/19/12 (2-0)	2/19/12 (2-0)	1/21/06 (1-0)
Shootout Record:	Never	Never	Never
Most Goals:	6 (11/21/01)	6 (11/21/01)	5 (2X) MR: (1/5/00)
Most Goals Against:	8 (1/21/98)	5 (12/12/06)	8 (1/21/98)

BOSTON BRUINS

TD Garden

100 Legends Way · Boston, MA 02114 · Phone: (617) 624-1900

www.bostonbruins.com

Arena: TD Garden

Capacity: 17,565

Entered NHL: 1924-25

Owner & Governor: Jeremy M. Jacobs

General Manager & Alternate Governor: Peter Chiarelli

Head Coach: Claude Julien

Assistant Coaches: Doug Houda, Geoff Ward, Doug Jarvis

Goaltending Coach: Bob Essensa



2013-14 Scheduled Games

Oct. 17: Panthers vs. Bruins

Nov. 7: Panthers at Bruins

Jan. 28: Panthers at Bruins

Mar. 4: Panthers at Bruins


Mar. 9: Panthers vs. Bruins

2012-13 Results

Feb. 24: Panthers 1 vs. Bruins 4

Mar. 14: Panthers 1 at Bruins 4

Apr. 21: Panthers 0 at Bruins 3



Zdeno Chara

SEASON	HOME					AWAY					OVERALL				
	GP	W	L	T	OTL	GP	W	L	T	OTL	GP	W	L	T	OTL
1993-94	2	1	1	0	-	2	0	1	1	-	4	1	3	0	-
1994-95	1	0	1	0	-	2	2	0	0	-	3	2	1	0	-
1995-96	2	1	1	0	-	2	0	1	1	-	4	1	2	1	-
1996-97	2	1	1	0	-	2	1	1	0	-	4	2	2	0	-
1997-98	2	1	1	0	-	2	2	0	0	-	4	3	1	0	-
1998-99	2	0	2	0	-	2	0	1	1	-	4	0	3	1	-
1999-00	2	2	0	0	0	2	2	0	0	0	4	4	0	0	0
2000-01	2	2	0	0	0	2	1	1	0	0	4	3	1	0	0
2001-02	2	0	2	0	0	2	0	2	0	0	4	0	4	0	0
2002-03	2	1	0	0	1	2	0	1	1	0	4	1	1	1	1
2003-04	2	0	0	2	0	2	2	0	0	0	4	2	0	2	0
2005-06	2	1	1	-	0	2	1	1	-	0	4	2	2	-	0
2006-07	2	2	0	-	0	2	2	0	-	0	4	4	0	-	0
2007-08	2	0	1	-	1	2	2	0	-	0	4	2	1	-	1
2008-09	2	1	1	-	0	2	0	2	-	0	4	1	3	-	0
2009-10	2	0	1	-	1	2	2	0	-	0	4	2	1	-	1
2010-11	2	0	1	-	1	2	0	2	-	0	4	0	3	-	1
2011-12	2	0	0	-	1	2	1	1	-	0	4	2	1	-	1
2012-13	1	0	1	-	0	2	0	2	-	0	3	0	3	-	0
TOTALS	36	14	15	2	5	38	18	16	4	0	74	32	31	6	5

All-Time Record vs. Bruins

OVERALL
 Last 10 Games: 2-6-0-2
 Last Win: 3/15/12
 Last Loss: 4/21/13
 Last Tie: 12/10/03
 Overtime Record: 3-2-6
 Shutouts by Panthers: 10
 Last Time: 12/8/11 (2-0)
 Shutouts of Panthers: 5
 Last Time: 12/23/11 (8-0)
 Shootout Record: 2-4
 Last Time: 1/16/12 (2-3)
 Most Goals: 10 (11/26/97)
 Most Goals Against: 8 (12/23/11)

AT HOME
 2-5-0-3
 3/15/12
 2/24/13
 12/10/03
 1-2-2
 4
 2/21/09 (2-0)
 2
 12/6/08 (4-0)
 0-4
 1/16/12 (2-3)
 10 (11/26/97)
 7 (12/28/01)

ON ROAD
 3-7-0-0
 12/8/11
 4/21/13
 12/21/02
 2-0-4
 6
 12/8/11 (2-0)
 4
 4/21/13 (3-0)
 2-0
 11/12/09 (1-0)
 6 (2X) MR:(2/9/08)
 8 (12/23/11)

Fast Facts

OPPONENTS

BUFFALO SABRES

First Niagara Center
One Seymour H. Knox III Plaza · Buffalo, NY 14203 · Phone: (716) 855-4100
www.sabres.com



Arena: First Niagara Center
Capacity: 19,039
Entered NHL: 1970-71

Owner: Terry Pegula
General Manager: Darcy Regier
Head Coach: Ron Rolston
Assistant Coaches: Teppo Numminen, Joe Sacco
Goaltending Coach: Jim Corsi

2013-14 Scheduled Games

Oct. 25: Panthers vs. Sabres
Jan. 9: Panthers at Sabres

Jan. 21: Panthers at Sabres
Mar. 7: Panthers vs. Sabres

2012-13 Results

Feb. 3: Panthers 4 at Sabres 3
Feb. 28: Panthers 3 vs. Sabres 4 (SO)

Mar. 28: Panthers 5 vs. Sabres 4 (SO)



Cody Hodgson

All-Time Record vs. Sabres

SEASON	HOME					AWAY					OVERALL				
	GP	W	L	T	OTL	GP	W	L	T	OTL	GP	W	L	T	OTL
1993-94	2	1	1	0	-	2	1	1	0	-	4	2	2	0	-
1994-95	1	0	1	0	-	2	0	2	0	-	3	0	3	0	-
1995-96	2	2	0	0	-	2	0	2	0	-	4	2	2	0	-
1996-97	2	2	0	0	-	2	0	1	1	0	4	2	1	1	-
1997-98	2	0	2	0	-	2	1	1	0	-	4	1	3	0	-
1998-99	2	1	1	0	-	3	0	2	1	-	5	1	3	1	-
1999-00	2	1	1	0	0	2	1	0	0	1	4	2	1	0	1
2000-01	2	1	1	0	0	2	0	2	0	0	4	1	3	0	0
2001-02	2	1	1	0	0	2	1	1	0	0	4	2	2	0	0
2002-03	2	0	1	1	0	2	1	1	0	0	4	1	2	1	0
2003-04	2	1	1	0	0	2	0	1	1	0	4	1	2	1	0
2005-06	2	2	0	-	0	2	1	1	-	0	4	3	1	-	0
2006-07	2	1	1	-	0	2	0	1	-	1	4	1	2	-	1
2007-08	2	0	2	-	0	2	1	1	-	0	4	1	3	-	0
2008-09	2	1	0	-	1	2	0	2	-	0	4	1	2	-	1
2009-10	2	0	2	-	0	2	1	1	-	0	4	1	3	-	0
2010-11	2	1	0	-	1	2	1	1	-	0	4	2	1	-	1
2011-12	2	1	1	-	0	2	1	0	-	1	4	2	1	-	1
2012-13	2	1	0	-	1	1	1	0	-	0	3	2	1	-	1
TOTALS	37	17	16	1	3	38	11	21	3	3	75	28	37	4	6

Fast Facts


	OVERALL	AT HOME	ON ROAD
Last 10 Games:	6-1-0-3	4-3-0-3	5-4-0-1
Last Win:	3/28/13	3/28/13	2/3/13
Last Loss:	2/28/13	2/28/13	12/9/11
Last Tie:	2/18/04	2/24/03	2/18/04
Overtime Record:	1-7-4	1-3-1	0-4-3
Shutouts by Panthers:	2	Never	2
Last Time:	12/20/02 (3-0)	Never	12/20/02 (3-0)
Shutouts of Panthers:	7	4	3
Last Time:	10/20/11 (3-0)	10/20/11 (3-0)	1/19/01 (1-0)
Shootout Record:	2-2	2-2	Never
Most Goals:	6 (4X) MR: (12/17/10)	6 (3X) MR: (12/17/10)	6 (11/18/09)
Most Goals Against:	7 (2/4/94)	7 (2/4/94)	6 (4X) MR: (3/31/10)

CALGARY FLAMES

Scotiabank Saddledome
PO Box 1540, Station M · Calgary, Alberta, Canada T2P 3B9 · Phone: (403) 777-2177
www.calgaryflames.com

Arena: Scotiabank Saddledome
Capacity: 19,289
Entered NHL: 1972-73 (Atlanta)

Owners: N. Murray Edwards (Chairman), Alvin G. Libin,
Allan P. Markin, Jeffrey J. McCaig, Clayton H. Riddell
President & Chief Executive Officer: Ken King
General Manager: Jay Feaster Head Coach: Bob Hartley
Assistant Coaches: Jacques Cloutier, Martin Gelinas
Goaltending Coach: Clint Malarchuk



Michael Cammalleri

2013-14 Scheduled Game

Nov. 22: Panthers at Flames

Apr. 4: Panthers vs. Flames

2012-13 Result

DID NOT PLAY

SEASON	HOME					AWAY					OVERALL				
	GP	W	L	T	OTL	GP	W	L	T	OTL	GP	W	L	T	OTL
1993-94	1	1	0	0	-	1	0	1	0	-	2	1	1	0	-
1994-95						DID NOT PLAY									
1995-96	1	1	0	0	-	1	0	1	0	-	2	1	1	0	-
1996-97	1	0	1	0	-	1	1	0	0	-	2	1	1	0	-
1997-98	1	0	1	0	-	1	0	0	1	-	2	0	1	1	-
1998-99	1	0	1	0	-	1	1	0	0	-	2	1	1	0	-
1999-00	1	0	0	0	1	1	1	0	0	0	2	1	0	0	1
2000-01	1	0	0	1	0	0	0	0	0	0	1	0	0	1	0
2001-02	1	0	0	1	0	1	0	1	0	0	2	0	1	1	0
2002-03	1	1	0	0	0	0	0	0	0	0	1	1	0	0	0
2003-04	0	0	0	0	0	1	0	1	0	0	1	0	1	0	0
2005-06						DID NOT PLAY									
2006-07	0	0	0	-	0	1	0	0	-	1	1	0	0	-	1
2007-08	1	0	0	-	1	0	0	0	-	0	1	0	0	-	1
2008-09	0	0	0	-	0	1	1	0	0	0	1	1	0	-	0
2009-10	1	0	1	-	0	0	0	0	-	0	1	0	1	-	0
2010-11	0	0	0	-	0	1	1	0	-	0	1	1	0	-	0
2011-12	1	1	0	-	0	0	0	0	-	0	1	1	0	-	0
2012-13						DID NOT PLAY									
TOTALS	12	4	4	2	2	11	5	4	1	1	23	9	8	3	3

All-Time Record vs. Flames

Last 10 Games: 4-3-1-2
Last Win: 12/16/11
Last Loss: 2/5/10
Last Tie: 3/13/02
Overtime Record: 0-2-3
Shutouts by Panthers: 2
Last Time: 10/14/10 (3-0)
Shutouts of Panthers: 1
Last Time: 1/6/96 (2-0)
Shootout Record: 2-1
Last Time: 12/16/11 (3-2)
Most Goals: 6 (11/6/99)
Most Goals Against: 5 (1/4/07)

AT HOME
2-4-2-2
12/16/11
2/5/10
3/13/02
0-1-2
1
11/9/02 (3-0)
Never
Never
1-1
12/16/11 (3-2)
4 (10/8/95)
4 (12/12/98)

ON ROAD
5-3-1-1
10/14/10
1/4/07
1/9/98
0-1-1
1
10/14/10 (3-0)
1
1/6/96 (2-0)
1-0
12/12/08 (3-2)
6 (11/6/99)
5 (1/4/07)

Fast Facts

OPPONENTS

CAROLINA HURRICANES

PNC Arena
1400 Edwards Mill Road · Raleigh, NC, 27607 · Phone: (919) 467-7825
www.carolinahurricanes.com



Arena: PNC Arena
Capacity: 18,680
Entered NHL: 1979-80 (Hartford)

Chief Executive Officer, Owner & Governor: Peter Karmanos, Jr.
President & General Manager: Jim Rutherford
Head Coach: Kirk Muller
Assistant Coaches: Rod Brind'Amour, Dave Lewis, John Maclean
Goaltending Coach: Greg Stefan

2013-14 Scheduled Games

Jan. 18: Panthers at Hurricanes
Feb. 7: Panthers at Hurricanes

Mar. 27: Panthers vs. Hurricanes

2012-13 Results


Jan. 19: Panthers 5 vs. Hurricanes 1
Mar. 2: Panthers 2 at Hurricanes 6

Mar. 3: Panthers 2 vs. Hurricanes 3
Mar. 19: Panthers 4 at Hurricanes 1

All-Time Record vs. Hurricanes

SEASON	HOME				AWAY				OVERALL						
	GP	W	L	T	OTL	GP	W	L	T	OTL	GP	W	L	T	OTL
1993-94	2	0	2	0	-	2	1	1	0	-	4	1	3	0	-
1994-95	2	1	0	1	-	2	2	0	0	-	4	3	0	1	-
1995-96	2	2	0	0	-	2	1	1	0	-	4	3	1	0	-
1996-97	2	1	0	1	-	2	0	2	0	-	4	1	2	1	-
1997-98	2	1	1	0	-	2	2	0	0	-	4	3	1	0	-
1998-99	3	0	0	3	-	2	0	1	1	-	5	0	1	4	-
1999-00	2	1	0	0	1	3	1	1	0	1	5	2	1	0	2
2000-01	3	0	0	2	1	2	1	1	0	0	5	1	1	2	1
2001-02	2	0	2	0	0	3	0	2	1	0	5	0	4	1	0
2002-03	3	3	0	0	0	2	1	1	0	0	5	4	1	0	0
2003-04	3	2	0	1	0	3	0	2	1	0	6	2	2	2	0
2005-06	4	2	1	-	1	4	0	4	-	0	8	2	5	-	1
2006-07	4	1	0	-	3	4	0	3	-	1	8	1	3	-	4
2007-08	4	2	1	-	1	4	1	3	-	0	8	3	4	-	1
2008-09	3	2	0	-	1	3	1	1	-	1	6	3	1	-	2
2009-10	3	3	0	-	0	3	0	3	-	0	6	3	3	-	0
2010-11	3	1	2	-	0	3	1	2	-	0	6	2	4	-	0
2011-12	3	3	0	-	0	3	2	1	-	0	6	5	1	-	0
2012-13	2	1	1	-	0	2	1	1	-	0	4	2	2	-	0
TOTALS	52	26	10	8	8	51	15	30	3	3	103	41	40	11	11

All-Time Record vs. Hurricanes



Eric Staal

Fast Facts

	OVERALL
Last 10 Games:	7-3-0-0
Last Win:	3/19/13
Last Loss:	3/3/13
Last Tie:	4/4/04
Overtime Record:	4-11-11
Shutouts by Panthers:	7
Last Time:	3/11/12 (2-0)
Shutouts of Panthers:	3
Last Time:	11/11/05 (1-0)
Shootout Record:	1-2
Last Time:	2/25/12 (3-2)
Most Goals:	7 (11/5/10)
Most Goals Against:	7 (3X) MR: (10/9/09)

AT HOME
6-4-0-0
1/19/13
3/3/13
4/4/04
3-7-8
5
3/11/12 (3-0)
1
11/11/05 (1-0)
0-2
3/20/08 (1-2)
7 (11/5/10)
6 (4/4/04)

ON ROAD
4-6-0-0
3/19/13
3/2/13
10/13/03
1-4-3
2
2/12/09 (5-0)
2
11/05/05 (2-0)
1-0
2/25/12 (3-2)
5 (5X) MR: (2/12/09)
7 (3X) MR: (10/9/09)

CHICAGO BLACKHAWKS

United Center
1901 W. Madison St. · Chicago, IL 60612 · Phone: (312) 455-7000
www.chicagoblackhawks.com

Arena: United Center
Capacity: 19,717
Entered NHL: 1926-27

Chairman: W. Rockwell Wirtz
President & CEO: John F. McDonough
Vice President & General Manager: Stan Bowman
Head Coach: Joel Quenneville
Assistant Coaches: Mike Kitchen, Jamie Kompon
Goaltending Coach: Steve Weeks



Jonathan Toews

2013-14 Scheduled Games

Oct. 22: Panthers vs. Blackhawks

Dec. 8: Panthers at Blackhawks

2012-13 Results

DID NOT PLAY

SEASON	HOME				OTL	AWAY				OTL	OVERALL				OTL
	GP	W	L	T		GP	W	L	T		GP	W	L	T	
1993-94	1	0	1	0	-	1	0	1	0	-	2	0	1	1	-
1994-95	DID NOT PLAY														
1995-96	1	0	1	0	-	1	0	1	0	-	2	0	2	0	-
1996-97	1	1	0	0	-	1	1	0	0	-	2	2	0	0	-
1997-98	1	0	1	0	-	1	1	0	0	-	2	1	1	0	-
1998-99	1	1	0	0	-	1	1	0	0	-	2	2	0	0	-
1999-00	1	0	1	0	0	1	0	1	0	0	2	0	2	0	0
2000-01	0	0	0	0	0	1	0	1	0	0	1	0	1	0	0
2001-02	1	0	1	0	0	1	0	1	0	0	2	0	2	0	0
2002-03	1	0	0	1	0	1	0	1	0	0	2	0	1	1	0
2003-04	0	0	0	0	0	1	0	0	1	0	1	0	0	1	0
2005-06	1	1	0	-	0	0	0	0	-	0	1	1	0	-	0
2006-07	DID NOT PLAY														
2007-08	0	0	0	-	0	1	1	0	-	0	1	1	0	-	0
2008-09	1	0	1	-	0	0	0	0	-	0	1	0	1	-	0
2009-10	1	0	1	-	0	1	1	0	-	0	2	1	1	-	0
2010-11	1	1	0	-	0	1	0	1	-	0	2	1	1	-	0
2011-12	1	0	0	-	1	1	0	1	-	0	2	0	1	-	1
2012-13	DID NOT PLAY														
TOTALS	13	4	7	1	1	14	5	7	2	0	27	9	14	3	1

All-Time Record vs. Blackhawks

OVERALL
Last 10 Games: 4-4-1-1
Last Win: 3/8/11
Last Loss: 1/20/12
Last Tie: 2/29/04
Overtime Record: 1-0-3
Shutouts by Panthers: 1
Last Time: 3/29/98 (4-0)
Shutouts of Panthers: 5
Last Time: 3/23/11 (4-0)
Shootout Record: 1-1
Last Time: 11/3/11 (2-3)
Most Goals: 7 (10/30/98)
Most Goals Against: 8 (2X) MR: (3/15/98)

AT HOME
3-5-1-1
3/8/11
11/3/11
11/11/02
1-0-1
Never
Never
3
10/3/09 (4-0)
0-1
11/3/11 (2-3)
4 (2X) MR: (12/3/05)
8 (3/15/98)

ON ROAD
3-6-1-0
10/2/09
1/20/12
2/29/04
0-0-2
1
3/29/98 (4-0)
2
3/23/11 (4-0)
1-0
10/2/09 (4-3)
7 (10/30/98)
8 (3/11/96)

Fast Facts

OPPONENTS

COLORADO AVALANCHE

Pepsi Center
1000 Chopper Circle · Denver, CO 80204 · Phone: (303) 405-1100
www.coloradoavalanche.com



Arena: Pepsi Center
Capacity: 18,007
Entered NHL: 1979-80 (Quebec)

Owner: E. Stanley Kroenke
President & Governor: Josh Kroenke
General Manager & Alternate Governor: Greg Sherman
Head Coach: Patrick Roy
Assistant Coaches: Tim Army, Andre Tourigny
Goaltending Coach: Francois Allaire

2013-14 Scheduled Game

Nov. 16: Panthers at Avalanche

Jan. 24: Panthers vs. Avalanche

2012-13 Result

DID NOT PLAY



Gabriel Landeskog

All-Time Record vs. Avalanche

SEASON	HOME					AWAY					OVERALL				
	GP	W	L	T	OTL	GP	W	L	T	OTL	GP	W	L	T	OTL
1993-94	2	0	2	0	-	2	1	0	1	-	4	1	2	1	-
1994-95	2	1	1	0	-	1	0	1	0	-	3	1	2	0	-
1995-96	1	0	1	0	-	1	0	0	1	-	2	0	1	1	-
1996-97	1	0	1	0	-	1	1	0	0	-	2	1	1	0	-
1997-98	1	0	1	0	-	1	0	1	0	-	2	0	2	0	-
1998-99	1	0	1	0	-	1	0	0	1	-	2	0	1	1	-
1999-00	0	0	0	0	0	1	1	0	0	0	1	1	0	0	0
2000-01	1	0	1	0	0	1	0	1	0	0	2	0	2	0	0
2001-02	0	0	0	0	0	1	0	1	0	0	1	0	1	0	0
2002-03	1	0	1	0	0	1	1	0	0	0	2	1	1	0	0
2003-04	1	0	1	0	0	0	0	0	0	0	1	0	1	0	0
2005-06	DID NOT PLAY														
2006-07	0	0	0	-	0	1	0	0	-	1	1	0	0	-	1
2007-08	1	0	0	-	1	0	0	0	-	0	1	0	0	-	1
2008-09	1	1	0	-	0	0	0	0	-	0	1	1	0	-	0
2009-10	1	1	0	-	0	1	0	1	-	0	2	1	1	-	0
2010-11	1	1	0	-	0	0	0	0	-	0	1	1	0	-	0
2011-12	0	0	0	-	0	1	0	0	-	1	1	0	0	-	1
2012-13	DID NOT PLAY														
TOTALS	15	4	10	0	1	14	4	5	3	2	29	8	15	3	3

Fast Facts

Last 10 Games: 4-3-0-3
Last Win: 12/7/10
Last Loss: 1/18/12
Last Tie: 1/6/99
Overtime Record: 1-4-3
Shutouts by Panthers: 1
Last Time: 12/21/08 (3-0)
Shutouts of Panthers: 1
Last Time: 3/11/10
Shootout Record: 1-1
Last Time: 12/2/09 (6-5)
Most Goals: 6 (12/2/09)
Most Goals Against: 7 (3/3/99)

AT HOME
3-6-0-1
12/7/10
1/13/08
Never
1-1-0
1
12/21/08 (3-0)
Never
Never
1-1
12/2/09 (6-5)
6 (12/2/09)
7 (3/3/99)

ON ROAD
3-4-1-2
1/2/03
1/18/12
1/6/99
0-3-3
0
Never
1
3/11/10
Never
Never
4 (4X) MR: (2/6/07)
5 (3X) MR: (2/6/07)

COLUMBUS BLUE JACKETS

Nationwide Arena
200 West Nationwide Blvd. • Columbus, Ohio 43215 • Phone: (614) 246-4625
www.bluejackets.com

Arena: Nationwide Arena
Capacity: 18,144
Entered NHL: 2000-01

Majority Owner & Governor: John P. McConnell
President/Alternate Governor: Mike Priest
General Manager: Jarmo Kekalainen
President, Hockey Operations/Alternative Governor: John Davidson
Head Coach: Todd Richards
Assistant Coach: Craig Hartsburg, Dan Hinote
Goaltending Coach: Ian Clark



Jack Johnson

2013-14 Scheduled Games

Feb. 1: Panthers at Blue Jackets

Mar. 1: Panthers vs. Blue Jackets

2012-13 Results

DID NOT PLAY

SEASON	HOME					AWAY					OVERALL				
	GP	W	L	T	OTL	GP	W	L	T	OTL	GP	W	L	T	OTL
2000-01	1	0	0	0	1	1	1	0	0	0	2	1	0	0	1
2001-02	1	1	0	0	0	0	0	0	0	0	1	1	0	0	0
2002-03	0	0	0	0	0	1	0	1	0	0	1	0	1	0	0
2003-04	1	1	0	0	0	0	0	0	0	0	1	1	0	0	0
2005-06	1	0	0	-	1	0	0	0	-	0	1	0	0	-	1
2006-07	DID NOT PLAY														
2007-08	0	0	0	-	0	1	1	0	-	0	1	1	0	0	0
2008-09	1	0	1	-	0	0	0	0	-	0	1	0	1	-	0
2009-10	0	0	0	-	0	1	0	1	-	0	1	0	1	-	0
2010-11	1	0	0	-	1	1	0	0	-	1	2	0	0	-	2
2011-12	0	0	0	-	0	1	0	1	-	0	1	0	1	-	0
2012-13	DID NOT PLAY														
TOTALS	6	2	1	0	3	6	2	3	0	1	12	4	4	0	4

All-Time Record vs. Blue Jackets

OVERALL
Last 10 Games: 3-4-0-3
Last Win: 11/21/07
Last Loss: 3/30/12
Last Tie: Never
Overtime Record: 0-3-0
Shutouts by Panthers: 3
Last Time: 1/3/04 (1-0)
Shutouts of Panthers: 1
Last Time: 12/9/09 (3-0)
Shootout Record: 0-1
Last Time: 3/29/11 (2-3)
Most Goals: 6 (3/9/01)
Most Goals Against: 7 (3/9/01)

AT HOME
2-1-0-3
1/3/04
1/19/11
Never
0-3-0
2
1/3/04 (1-0)
Never
Never
Never
Never
6 (3/9/01)
7 (3/9/01)

ON ROAD
2-3-0-1
11/21/07
3/30/12
Never
0-0-0
1
11/17/00 (3-0)
1
12/9/09 (3-0)
0-1
3/29/11 (2-3)
5 (11/21/07)
4(2X) MR: (3/30/12)

Fast Facts

OPPONENTS

DALLAS STARS

American Airlines Center
2500 Victory Avenue · Dallas, TX 75219 · Phone: (214) 387-5500
www.dallasstars.com



Arena: American Airlines Center
Capacity: 18,532
Entered NHL: 1967-68 (Minnesota)

Owner & Governor: Tom Gaglardi
President & CEO: James R. Lites
General Manager: Jim Nill
Head Coach: Lindy Ruff
Assistant Coaches: Curt Fraser, James Patrick
Goaltending Coach: Mike Valley

2013-14 Scheduled Game

Oct. 3: Panthers at Stars


Apr. 6: Panthers vs. Stars

2012-13 Result

DID NOT PLAY

All-Time Record vs. Stars

SEASON	HOME					AWAY					OVERALL				
	GP	W	L	T	OTL	GP	W	L	T	OTL	GP	W	L	T	OTL
1993-94	1	0	1	0	-	1	0	0	1	-	2	0	1	1	-
1994-95						DID NOT PLAY									
1995-96	1	1	0	0	-	1	0	0	1	-	2	1	0	1	-
1996-97	1	0	0	1	-	1	1	0	0	-	2	1	0	1	-
1997-98	1	1	0	0	-	1	0	1	0	-	2	1	1	0	-
1998-99	1	0	1	0	-	1	0	1	0	-	2	0	2	0	-
1999-00	1	0	1	0	0	1	0	1	0	0	2	0	2	0	0
2000-01	1	1	0	0	0	0	0	0	0	0	1	1	0	0	0
2001-02	1	0	1	0	0	1	1	0	0	0	2	1	1	0	0
2002-03	1	0	1	0	0	1	1	0	0	0	2	1	1	0	0
2003-04	1	1	0	0	0	0	0	0	0	0	1	1	0	0	0
2005-06	0	0	0	-	0	1	0	1	-	0	1	0	1	-	0
2006-07	1	1	0	-	0	0	0	0	-	0	1	1	0	-	0
2007-08						DID NOT PLAY									
2008-09	1	0	1	-	0	1	1	0	-	0	2	1	1	-	0
2009-10	0	0	0	-	0	1	1	0	-	0	1	1	0	-	0
2010-11	1	0	1	-	0	0	0	0	-	0	1	0	1	-	0
2011-12	0	0	0	-	0	1	1	0	-	0	1	1	0	-	0
2012-13						DID NOT PLAY									
TOTALS	13	5	7	1	0	12	6	4	2	0	25	11	11	3	0



Ray Whitney

Fast Facts

Last 10 Games: 6-4-0-0
Last Win: 11/15/11
Last Loss: 10/21/10
Last Tie: 12/8/96
Overtime Record: 3-0-3
Shutouts by Panthers: 3
Last Time: 11/15/11 (6-0)
Shutouts of Panthers: 2
Last Time: 12/27/02 (4-0)
Shootout Record: 1-0
Last Time: 10/30/09 (6-5)
Most Goals: 6 (5X) MR: (11/15/11)
Most Goals Against: 6 (1/12/96)

OVERALL
4-6-0-0
3/1/07
10/21/10
12/8/96
1-0-1
2
12/19/03 (1-0)
1
12/27/02 (4-0)
Never
Never
6 (2/18/96)
5 (2X) MR: (1/30/99)

AT HOME
6-4-0-0
11/15/11
12/7/05
1/12/96
2-0-2
1
11/15/11 (6-0)
1
10/16/97 (4-0)
1-0
10/30/09 (6-5)
6 (4X) MR: (11/15/11)
6 (1/12/96)


ON ROAD

DETROIT RED WINGS

Joe Louis Arena
19 Steve Yzerman Drive · Detroit, MI 48226 · Phone: (313) 394-7000
www.detroitredwings.com

Arena: Joe Louis Arena
Capacity: 20,066
Entered NHL: 1926-27

Owner & Governor: Mike Ilitch
Executive Vice President/General Manager: Ken Holland
Head Coach: Mike Babcock
Assistant Coaches: Bill Peters, Tom Renney
Goaltending Coach: Jim Bedard



Pavel Datsyuk

2013-14 Scheduled Game

Dec. 7: Panthers at Red Wings
Dec. 10: Panthers vs. Red Wings

Dec. 28: Panthers vs. Red Wings
Jan. 26: Panthers at Red Wings
Feb. 6: Panthers vs Red Wings

2012-13 Result

DID NOT PLAY

SEASON	HOME					AWAY					OVERALL				
	GP	W	L	T	OTL	GP	W	L	T	OTL	GP	W	L	T	OTL
1993-94	1	0	1	0	-	1	0	1	0	-	2	0	2	0	-
1994-95	DID NOT PLAY														
1995-96	1	1	0	0	-	1	0	1	0	-	2	1	1	0	-
1996-97	1	0	1	0	-	1	1	0	0	-	2	1	1	0	-
1997-98	1	0	0	1	-	1	0	1	0	-	2	0	1	1	-
1998-99	1	0	1	0	-	1	0	0	1	-	2	0	1	1	-
1999-00	1	0	0	1	0	0	0	0	0	0	1	0	0	1	0
2000-01	1	0	1	0	0	1	0	0	1	0	2	0	1	1	0
2001-02	1	0	0	0	1	0	0	0	0	0	1	0	0	0	1
2002-03	1	0	0	0	1	1	0	0	1	0	2	0	0	1	1
2003-04	0	0	0	0	0	1	0	1	0	0	1	0	1	0	0
2005-06	1	1	0	-	0	0	0	0	-	0	1	1	0	-	0
2006-07	DID NOT PLAY														
2007-08	0	0	0	-	0	1	0	1	0	0	1	0	1	0	0
2008-09	1	0	1	-	0	0	0	0	0	0	1	0	1	-	0
2009-10	0	0	0	-	0	1	1	0	-	0	1	1	0	-	0
2010-11	1	0	1	-	0	0	0	0	-	0	1	0	1	-	0
2011-12	0	0	0	-	0	1	0	0	-	1	1	0	0	-	1
2012-13	DID NOT PLAY														
TOTALS	12	2	6	2	2	11	2	5	3	1	23	4	11	5	3

All-Time Record vs. Red Wings

OVERALL
Last 10 Games: 2-4-1-3
Last Win: 11/20/09
Last Loss: 4/1/12
Last Tie: 1/30/03
Overtime Record: 2-3-5
Shutouts by Panthers: Never
Last Time: Never
Shutouts of Panthers: Never
Last Time: Never
Shootout Record: 0-1
Last Time: 4/1/12 (1-2)
Most Goals: 5 (2/26/99)
Most Goals Against: 7 (2X) MR: (10/28/98)

AT HOME
1-5-2-2
12/15/05
2/18/11
10/9/99
1-3-2
Never
Never
Never
Never
Never
Never
Never
3 (4X) MR: (2/18/11)
7 (10/28/98)

ON ROAD
2-4-3-1
11/20/09
4/1/12
1/30/03
1-0-3
Never
Never
Never
Never
0-1
4/1/12 (1-2)
5 (2/26/99)
7 (2/16/94)

Fast Facts

OPPONENTS

EDMONTON OILERS

Rexall Place

7424 118 Avenue, N.W. · Edmonton, Alberta, Canada T5B 4M9 · Phone: (780) 414-4625

www.edmontonoilers.com



Arena: Rexall Place

Capacity: 16,839

Entered NHL: 1979-80

President & COO: Patrick R. LaForge

President, Hockey Operations: Kevin Lowe

General Manager: Craig MacTavish

Head Coach: Dallas Eakins

Assistant Coaches: Kelly Buchburger, Steve Smith

Goaltending Coach: Frederic Chabot

2013-14 Scheduled Game

Nov. 5: Panthers vs. Oilers


Nov. 21: Panthers at Oilers

2012-13 Result

DID NOT PLAY

All-Time Record vs. Oilers

SEASON	HOME					AWAY					OVERALL				
	GP	W	L	T	OTL	GP	W	L	T	OTL	GP	W	L	T	OTL
1993-94	1	0	0	1	-	1	1	0	0	-	2	1	0	1	-
1994-95						DID NOT PLAY									
1995-96	1	1	0	0	-	1	1	0	0	-	2	2	0	0	-
1996-97	1	1	0	0	-	1	0	1	0	-	2	1	1	0	-
1997-98	1	0	1	0	-	1	0	1	0	-	2	0	2	0	-
1998-99	1	1	0	0	-	0	0	0	0	-	1	1	0	0	-
1999-00	1	1	0	0	0	1	0	0	1	0	2	1	0	1	0
2000-01	1	0	0	1	0	0	0	0	0	0	1	0	0	1	0
2001-02	1	1	0	0	0	1	0	1	0	0	2	1	1	0	0
2002-03	1	0	1	0	0	0	0	0	0	0	1	0	1	0	0
2003-04	0	0	0	0	0	1	0	1	0	0	1	0	1	0	0
2005-06						DID NOT PLAY									
2006-07	0	0	0	-	0	1	0	1	-	0	1	0	1	-	0
2007-08	1	0	0	-	1	0	0	0	-	0	1	0	0	-	1
2008-09	0	0	0	-	0	1	1	0	-	0	1	1	0	-	0
2009-10	1	0	0	-	1	0	0	0	-	0	1	0	0	-	1
2010-11	0	0	0	-	0	1	0	1	-	0	1	0	1	-	0
2011-12	1	0	0	-	1	0	0	0	-	0	1	0	0	-	1
2012-13						DID NOT PLAY									
TOTALS	12	5	2	2	3	10	3	6	1	0	22	8	8	3	3



Jordan Eberle

Fast Facts

Last 10 Games: 2-5-0-3

Last Win: 12/11/08

Last Loss: 3/23/12

Last Tie: 3/14/01

Overtime Record: 0-0-3

Shutouts by Panthers: 1

Last Time: 12/11/08 (2-0)

Shutouts of Panthers: 3

Last Time: 12/7/02 (4-0)

Shootout Record: 0-3

Last Time: 3/23/12 (1-2)

Most Goals: 6 (12/15/96)

Most Goals Against: 6 (10/20/01)

AT HOME

4-2-1-3

3/8/02

3/23/12

3/14/01

0-0-2

Never

Never

2

12/7/02 (4-0)

0-3

3/23/12 (1-2)

6 (12/15/96)

4 (5X) (1/24/08)

ON ROAD

3-6-1-0

12/11/08

10/10/10

11/3/99

0-0-1

1

12/11/08 (2-0)

1

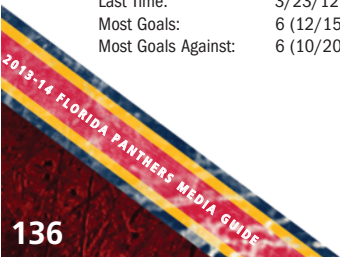
1/15/97 (4-0)

Never

Never

5 (3/9/94)

6 (10/20/01)



LOS ANGELES KINGS

STAPLES Center
1111 South Figueroa Street · Los Angeles, CA 90015 · Phone: (213) 742-7100
www.lakings.com

Arena: STAPLES Center
Capacity: 18,118
Entered NHL: 1967-68

Owners: Philip F. Anschutz, Edward P. Roski, Jr.
President, General Manager, Alternate Governor: Dean Lombardi
Alternate Governor: Dan Beckerman
Head Coach: Darryl Sutter
Assistant Coaches: John Stevens, Davis Payne
Goaltending Coach: Bill Ranford



Jonathan Quick

2013-14 Scheduled Game

Oct. 13: Panthers vs. Kings

Mar. 22: Panthers at Kings

2012-13 Result

DID NOT PLAY

SEASON	HOME					AWAY					OVERALL				
	GP	W	L	T	OTL	GP	W	L	T	OTL	GP	W	L	T	OTL
1993-94	1	0	0	1	-	1	1	0	0	-	2	1	0	1	-
1994-95	DID NOT PLAY														
1995-96	1	1	0	0	-	1	0	1	0	-	2	1	1	0	-
1996-97	1	1	0	0	-	1	1	0	0	-	2	2	0	0	-
1997-98	1	0	0	1	-	1	0	1	0	-	2	0	1	1	-
1998-99	1	0	0	1	-	1	0	1	0	-	2	0	1	1	-
1999-00	1	1	0	0	0	1	0	1	0	0	2	1	1	0	0
2000-01	0	0	0	0	0	1	1	0	0	0	1	1	0	0	0
2001-02	1	1	0	0	0	1	0	1	0	0	2	1	1	0	0
2002-03	0	0	0	0	0	1	1	0	0	0	1	1	0	0	0
2003-04	1	0	1	0	0	0	0	0	0	0	1	0	1	0	0
2005-06	0	0	0	-	0	1	0	1	-	0	1	0	1	-	0
2006-07	1	0	1	-	0	0	0	0	-	0	1	0	1	-	0
2007-08	DID NOT PLAY														
2008-09	0	0	0	0	0	1	0	1	-	0	1	0	1	-	0
2009-10	1	0	0	-	1	0	0	0	-	0	1	0	0	-	1
2010-11	0	0	0	-	0	1	0	1	-	0	1	0	1	-	0
2011-12	1	1	0	-	0	1	0	1	-	0	2	1	1	-	0
2012-13	DID NOT PLAY														
TOTALS	11	5	2	3	1	13	4	9	0	0	24	9	11	3	1

All-Time Record vs. Kings

OVERALL
Last 10 Games: 2-7-0-1
Last Win: 2/9/12
Last Loss: 12/1/11
Last Tie: 10/21/98
Overtime Record: 0-0-3
Shutouts by Panthers: 1
Last Time: 1/4/97 (5-0)
Shutouts of Panthers: 1
Last Time: 2/3/07 (7-0)
Shootout Record: 0-1
Last Time: 11/16/09 (3-4)
Most Goals: 6 (12/8/93)
Most Goals Against: 7 (2/3/07)

AT HOME
5-2-2-1
2/9/12
11/16/09
10/21/98
0-0-3
Never
Never
1
2/3/07 (7-0)
0-1
11/16/09 (3-4)
5 (11/26/95)
7 (2/3/07)

ON ROAD
2-8-0-0
11/27/02
12/1/11
Never
Never
1
1/4/97 (5-0)
Never
Never
Never
Never
6 (12/8/93)
5 (12/8/93)

Fast Facts

OPPONENTS

MINNESOTA WILD

Xcel Energy Center
317 Washington St. • Saint Paul, MN 55102 • Phone: (651) 602-6000
www.wild.com



Arena: Xcel Energy Center
Capacity: 18,064
Entered NHL: 2000-01

Owner & Governor: Craig Leipold
General Manager: Chuck Fletcher
Head Coach: Mike Yeo
Assistant Coaches: Rick Wilson, Darby Hendrickson, Darryl Sydor
Goaltending Coach: Bob Mason


2013-14 Scheduled Games

Oct. 19: Panthers vs. Wild

Nov. 15: Panthers at Wild

2012-13 Result

DID NOT PLAY



Mikko Koivu

All-Time Record vs. Wild

SEASON	HOME					AWAY					OVERALL				
	GP	W	L	T	OTL	GP	W	L	T	OTL	GP	W	L	T	OTL
2000-01	1	1	0	0	0	1	0	0	1	0	2	1	0	1	0
2001-02	0	0	0	0	0	1	0	1	0	0	1	0	1	0	0
2002-03	1	0	1	0	0	1	0	1	0	0	2	0	2	0	0
2003-04	1	0	1	0	0	0	0	0	0	0	1	0	1	0	0
2005-06	DID NOT PLAY														
2006-07	0	0	0	-	0	1	0	1	-	0	1	0	1	-	0
2007-08	1	0	1	-	0	0	0	0	-	0	1	0	1	-	0
2008-09	1	0	1	-	0	0	0	0	-	0	1	0	1	-	0
2009-10	0	0	0	-	0	1	1	0	-	0	1	1	0	-	0
2010-11	1	1	0	-	0	0	0	0	-	0	1	1	0	-	0
2011-12	1	0	0	-	1	1	0	0	-	1	2	0	0	-	2
2012-13	DID NOT PLAY														
TOTALS	7	2	4	0	1	6	1	3	1	1	13	3	7	1	2

Fast Facts

	OVERALL
Last 10 Games:	2-6-0-2
Last Win:	11/12/10
Last Loss:	3/29/12
Last Tie:	10/22/00
Overtime Record:	0-1-1
Shutouts by Panthers:	1
Last Time:	10/22/00 (0-0)
Shutouts of Panthers:	2
Last Time:	11/29/01 (0-0)
Shootout Record:	1-1
Last Time:	2/23/12 (2-3)
Most Goals:	3 (2X) MR: (3/9/10)
Most Goals Against:	6 (2X) (10/16/08)

	AT HOME
Last 10 Games:	2-4-0-1
Last Win:	11/12/10
Last Loss:	2/23/12
Last Tie:	Never
Overtime Record:	Never
Shutouts by Panthers:	Never
Last Time:	Never
Shutouts of Panthers:	Never
Last Time:	Never
Shootout Record:	0-1
Last Time:	2/23/12 (2-3)
Most Goals:	3 (10/24/03)
Most Goals Against:	6 (10/16/08)

	ON ROAD
Last 10 Games:	1-3-1-1
Last Win:	3/9/10
Last Loss:	3/29/12
Last Tie:	10/22/00
Overtime Record:	0-1-1
Shutouts by Panthers:	1
Last Time:	10/22/00 (0-0)
Shutouts of Panthers:	2
Last Time:	11/29/01 (6-0)
Shootout Record:	1-0
Last Time:	3/9/10 (3-2)
Most Goals:	3 (3/9/10)
Most Goals Against:	6 (11/29/01)

MONTREAL CANADIENS

Bell Centre

1260 de La Gauchetiere St. West · Montreal, Quebec, Canada H3B 5E8 · Phone: (514) 932-2582

www.canadiens.com

Arena: Bell Centre

Capacity: 21,273

Entered NHL: 1917-18

Owner, President & CEO: Geoff Molson


Executive Vice President & COO: Kevin Gilmore

Executive Vice President & General Manager: Marc Bergevin

Head Coach: Michel Therrien

Assistant Coaches: Gerard Gallant, Clement Jodoin, Jean-Jacques Daigneault

Goaltending Coach: Stephane Waite



Carey Price

2013-14 Scheduled Games

Dec. 15: Panthers at Canadiens

Dec. 29: Panthers vs. Canadiens

Jan. 6: Panthers at Canadiens

Mar. 29: Panthers vs. Canadiens

2012-13 Results

Jan. 22: Panthers 1 at Canadiens 4

Feb. 14: Panthers 0 vs. Canadiens 1 (OT)

Mar. 10: Panthers 2 vs. Canadiens 5

SEASON	HOME					AWAY					OVERALL				
	GP	W	L	T	OTL	GP	W	L	T	OTL	GP	W	L	T	OTL
1993-94	2	1	0	1	-	2	2	0	0	-	4	3	0	1	-
1994-95	2	0	1	1	-	1	1	0	0	-	3	1	1	1	-
1995-96	2	1	1	0	-	2	0	2	0	-	4	1	3	0	-
1996-97	2	1	1	0	-	2	1	0	1	-	4	2	1	1	-
1997-98	2	1	1	0	-	2	0	2	0	-	4	1	3	0	-
1998-99	2	2	0	0	-	2	1	1	0	-	4	3	1	0	-
1999-00	2	2	0	0	0	2	1	1	0	0	4	3	1	0	0
2000-01	2	0	1	1	0	2	1	0	1	0	4	1	1	2	0
2001-02	2	1	1	0	0	2	1	0	0	1	4	2	1	0	1
2002-03	2	0	2	0	0	2	1	1	0	0	4	1	3	0	0
2003-04	2	2	0	0	0	2	1	0	1	0	4	3	0	1	0
2005-06	2	1	1	-	0	2	0	0	-	2	4	1	1	-	2
2006-07	2	2	0	-	0	2	1	0	-	1	4	3	0	-	1
2007-08	2	0	1	-	1	2	2	0	-	0	4	2	1	-	1
2008-09	2	1	1	-	0	2	0	1	-	1	4	1	2	-	1
2009-10	2	1	1	-	0	2	0	2	-	0	4	1	3	-	0
2010-11	2	0	1	-	1	2	1	1	-	0	4	1	2	-	1
2011-12	2	2	0	-	0	2	2	0	-	0	4	4	0	-	0
2012-13	2	0	1	-	1	1	0	1	-	0	3	0	2	-	1
TOTALS	38	18	14	3	3	36	16	12	3	5	74	34	26	6	8

All-Time Record vs. Canadiens

	OVERALL
Last 10 Games:	4-5-0-1
Last Win:	3/27/12
Last Loss:	3/10/13
Last Tie:	11/29/03
Overtime Record:	2-6-6
Shutouts by Panthers:	3
Last Time:	2/13/07 (1-0)
Shutouts of Panthers:	9
Last Time:	2/14/13 (1-0, OT)
Shootout Record:	2-2
Last Time:	3/27/12 (3-2)
Most Goals:	8 (1/24/94)
Most Goals Against:	7 (10/25/95)

	AT HOME
Last 10 Games:	4-4-0-2
Last Win:	2/26/12
Last Loss:	3/10/13
Last Tie:	3/28/01
Overtime Record:	1-3-3
Shutouts by Panthers:	Never
Last Time:	Never
Shutouts of Panthers:	4
Last Time:	2/14/13 (1-0, OT)
Shootout Record:	Never
Last Time:	Never
Most Goals:	8 (1/24/94)
Most Goals Against:	6 (1/25/96)

	ON ROAD
Last 10 Games:	4-5-0-1
Last Win:	3/27/12
Last Loss:	1/22/13
Last Tie:	11/29/03
Overtime Record:	1-3-3
Shutouts by Panthers:	3
Last Time:	2/13/07 (1-0)
Shutouts of Panthers:	5
Last Time:	1/7/10 (2-0)
Shootout Record:	2-2
Last Time:	3/27/12 (3-2)
Most Goals:	5 (4X) MR: (1/4/09)
Most Goals Against:	7 (10/25/95)

Fast Facts

OPPONENTS

NASHVILLE PREDATORS

Bridgestone Arena
501 Broadway · Nashville, TN 37203 · Phone: (615) 770-2300
www.nashvillepredators.com



Arena: Bridgestone Arena
Capacity: 17,113
Entered NHL: 1998-99

Chairman & Governor: Thomas Cigarran
President of Hockey Operations/General Manager
& Alternate Governor: David Poile
Head Coach: Barry Trotz
Assistant Coach: Lane Lambert, Phil Housley
Goaltending Coach: Mitch Korn


2013-14 Scheduled Game

Oct. 15: Panthers at Predators

Jan. 4: Panthers vs. Predators

2012-13 Results

DID NOT PLAY



Pekka Rinne

All-Time Record vs. Predators

SEASON	HOME					AWAY					OVERALL				
	GP	W	L	T	OTL	GP	W	L	T	OTL	GP	W	L	T	OTL
1998-99	1	1	0	0	-	1	1	0	0	-	2	2	0	0	-
1999-00	1	1	0	0	0	1	1	0	0	0	2	2	0	0	0
2000-01	0	0	0	0	0	1	0	0	1	0	1	0	0	1	0
2001-02	1	0	0	1	0	1	0	1	0	0	2	0	1	1	0
2002-03	1	0	0	0	1	0	0	0	0	0	1	0	0	0	1
2003-04	0	0	0	0	0	1	0	0	1	0	1	0	0	1	0
2005-06	1	1	0	-	0	0	0	0	-	0	1	1	0	-	0
2006-07	DID NOT PLAY														
2007-08	0	0	0	-	0	1	0	1	-	0	1	0	1	-	0
2008-09	1	1	0	-	0	1	0	0	-	1	2	1	0	-	1
2009-10	1	0	0	-	1	1	0	1	-	0	2	0	1	-	1
2010-11	1	1	0	-	0	1	0	1	-	0	2	1	1	-	0
2011-12	1	0	1	-	0	0	0	0	-	0	1	0	1	-	0
2012-13	DID NOT PLAY														
TOTALS	9	5	1	1	2	9	2	4	2	1	18	7	5	3	3

Fast Facts

	OVERALL
Last 10 Games:	3-4-1-2
Last Win:	1/13/11
Last Loss:	3/3/12
Last Tie:	12/13/03
Overtime Record:	0-2-3
Shutouts by Panthers:	2
Last Time:	12/23/08 (3-0)
Shutouts of Panthers:	2
Last Time:	12/11/10 (3-0)
Shootout Record:	0-1
Last Time:	11/1/08 (2-3)
Most Goals:	7 (12/13/05)
Most Goals Against:	4 (2X) MR: (11/28/09)

	AT HOME
Last 10 Games:	5-1-1-2
Last Win:	1/13/11
Last Loss:	3/3/12
Last Tie:	3/9/02
Overtime Record:	0-2-1
Shutouts by Panthers:	1
Last Time:	12/23/08 (3-0)
Shutouts of Panthers:	Never
Last Time:	Never
Shootout Record:	Never
Last Time:	Never
Most Goals:	7 (12/13/05)
Most Goals Against:	3 (4X) MR: 3/3/12


	ON ROAD
Last 10 Games:	2-4-2-1
Last Win:	12/11/99
Last Loss:	12/11/10
Last Tie:	12/13/03
Overtime Record:	0-0-2
Shutouts by Panthers:	1
Last Time:	10/10/98 (1-0)
Shutouts of Panthers:	2
Last Time:	12/11/10 (3-0)
Shootout Record:	0-1
Last Time:	11/1/08 (2-3)
Most Goals:	4 (12/11/99)
Most Goals Against:	4 (2X) MR: (11/28/09)

NEW JERSEY DEVILS

Prudential Center
25 Lafayette Street · Newark, NJ 07102 · Phone: (973) 757-6100
www.newjerseydevils.com

Arena: Prudential Center
Capacity: 17,625
Entered NHL: 1974-75 (Kansas City)

Owners: Josh Harris and David Blitzer
President & General Manager: Lou Lamoriello
Chief Executive Officer: Scott O'Neil
Head Coach: Peter DeBoer
Assistant Coaches: Scott Stevens, Dave Barr, Mike Foligno
Goaltending Coach: Chris Terreri



Bryce Salvador

2013-14 Scheduled Games

Jan. 11: Panthers at Devils
Mar. 14: Panthers vs. Devils

Mar. 31: Panthers at Devils

2012-13 Results

Mar. 23: Panthers 1 at Devils 2
Mar. 30: Panthers 3 vs. Devils 2 (OT)

Apr. 20: Panthers 2 at Devils 6

Mar. 30. Panthers 3 VS. Devils 2 (OT)

SEASON	HOME					AWAY					OVERALL				
	GP	W	L	T	OTL	GP	W	L	T	OTL	GP	W	L	T	OTL
1993-94	3	0	1	2	-	2	0	2	0	-	5	0	3	2	-
1994-95	2	1	1	0	-	2	0	2	0	-	4	1	3	0	-
1995-96	3	3	0	0	-	3	2	1	0	-	6	5	1	0	-
1996-97	2	1	0	1	-	3	1	1	1	-	5	2	1	2	-
1997-98	3	1	2	0	-	2	1	0	1	-	5	2	2	1	-
1998-99	2	0	1	1	-	2	0	1	1	-	4	0	2	2	-
1999-00	2	1	1	0	0	2	0	1	0	1	4	1	2	0	1
2000-01	2	0	2	0	0	2	0	1	0	1	4	0	3	0	1
2001-02	2	0	2	0	0	2	1	1	0	0	4	1	3	0	0
2002-03	2	0	2	0	0	2	1	1	0	0	4	1	3	0	0
2003-04	2	0	1	0	1	2	1	1	0	0	4	1	2	0	1
2005-06	2	1	1	-	0	2	0	2	-	0	4	1	3	-	0
2006-07	2	1	0	-	1	2	0	2	-	0	4	1	2	-	1
2007-08	2	1	1	-	0	2	1	1	-	0	4	2	2	-	0
2008-09	2	1	0	-	1	2	0	2	-	0	4	1	2	-	1
2009-10	2	1	1	-	0	2	1	1	-	0	4	2	2	-	0
2010-11	2	1	1	-	0	2	1	1	-	0	4	2	2	-	0
2011-12	2	1	0	-	1	2	1	1	-	0	4	2	1	-	1
2012-13	1	1	0	-	0	2	0	2	-	0	3	1	2	-	0
TOTALS	40	15	17	4	4	40	11	24	3	2	80	26	41	7	0

All-Time Record vs. Devils

	OVERALL
Last 10 Games:	4-5-0-1
Last Win:	3/30/13
Last Loss:	4/20/13
Last Tie:	3/28/99
Overtime Record:	5-4-7
Shutouts by Panthers:	5
Last Time:	2/17/09 (4-0)
Shutouts of Panthers:	6
Last Time:	1/20/10 (2-0)
Shootout Record:	0-2
Last Time:	12/13/11 (2-3)
Most Goals:	5 (3X) MR: (10/30/00)
Most Goals Against:	7 (2/28/09)

	AT HOME
	6-2-0-2
Last Win:	3/30/13
Last Loss:	12/13/11
Last Tie:	3/28/99
Overtime Record:	3-2-4
Shutouts by Panthers:	5
Last Time:	2/17/09 (4-0)
Shutouts of Panthers:	1
Last Time:	12/22/00 (2-0)
Shootout Record:	0-2
Last Time:	12/13/11 (2-3)
Most Goals:	5 (4/3/00)
Most Goals Against:	5 (3X) MR: (11/23/05)

	ON ROAD
	3-7-0-0
Last Win:	2/11/12
Last Loss:	4/20/13
Last Tie:	11/21/98
Overtime Record:	2-2-3
Shutouts by Panthers:	Never
Last Time:	Never
Shutouts of Panthers:	5
Last Time:	1/20/10 (2-0)
Shootout Record:	Never
Last Time:	Never
Most Goals:	5 (2X) MR: (10/30/00)
Most Goals Against:	7 (2/28/09)

Fast Facts

OPPONENTS

NEW YORK ISLANDERS

Nassau Veterans Memorial Coliseum
1255 Hempstead Turnpike · Uniondale, NY 11553 · Phone: (516) 501-6700
www.newyorkislanders.com



Arena: Nassau Veterans Memorial Coliseum
Capacity: 16,234
Entered NHL: 1972-73

Owner & Governor: Charles B. Wang
General Manager & Alternate Governor: Garth Snow
Head Coach: Jack Capuano
Assistant Coaches: Doug Weight, Brent Thompson
Goaltending Coach: Mike Dunham

2013-14 Scheduled Games


Jan. 14: Panthers vs. Islanders
Mar. 2: Panthers at Islanders

Apr. 1: Panthers at Islanders

2012-13 Results

Mar. 16: Panthers 3 vs. Islanders 4
Mar. 24: Panthers 0 at Islanders 3

Apr. 16: Panthers 2 at Islanders 5



John Tavares

All-Time Record vs. Islanders

SEASON	HOME					AWAY					OVERALL				
	GP	W	L	T	OTL	GP	W	L	T	OTL	GP	W	L	T	OTL
1993-94	2	2	0	0	-	3	3	0	0	-	5	5	0	0	-
1994-95	2	0	2	0	-	2	0	1	1	-	4	0	3	1	-
1995-96	3	2	1	0	-	2	1	0	1	-	5	3	1	1	-
1996-97	3	2	0	1	-	3	1	2	0	-	6	3	2	1	-
1997-98	2	0	0	2	-	3	2	1	0	-	5	2	1	2	-
1998-99	3	2	1	0	-	2	1	1	0	-	5	3	2	0	-
1999-00	2	2	0	0	0	2	1	1	0	0	4	3	1	0	0
2000-01	2	0	2	0	0	2	1	1	0	0	4	1	3	0	0
2001-02	2	0	1	1	0	2	1	1	0	0	4	1	2	1	0
2002-03	2	0	0	2	0	2	0	1	0	1	4	0	1	2	1
2003-04	2	1	1	0	0	2	0	2	0	0	4	1	3	0	0
2005-06	2	1	1	-	0	2	1	0	-	1	4	2	1	-	1
2006-07	2	1	1	-	0	2	0	0	-	2	4	1	1	-	2
2007-08	2	2	0	-	0	2	2	0	-	0	4	4	0	-	0
2008-09	2	2	0	-	0	2	0	2	-	0	4	2	2	-	0
2009-10	2	2	0	-	0	2	1	0	-	1	4	3	0	-	1
2010-11	2	1	0	-	1	2	1	1	-	0	4	2	1	-	1
2011-12	2	1	0	-	1	2	2	0	-	0	4	3	0	-	1
2012-13	1	0	1	-	0	2	0	2	-	0	3	0	3	-	0
TOTALS	40	21	11	6	2	41	18	16	2	5	81	39	27	8	7

Fast Facts

	OVERALL
Last 10 Games:	5-4-0-1
Last Win:	2/12/12
Last Loss:	4/16/13
Last Tie:	12/13/02
Overtime Record:	2-4-8
Shutouts by Panthers:	7
Last Time:	10/8/11 (2-0)
Shutouts of Panthers:	4
Last Time:	10/6/01 (3-0)
Shootout Record:	1-5
Last Time:	3/25/12 (2-3)
Most Goals:	8 (3/17/07)
Most Goals Against:	7 (3/19/97)

	AT HOME
	7-1-0-2
	10/22/11
	3/16/13
	12/13/02
	0-1-6
	4
	1/31/10 (2-0)
	2
	10/6/01 (3-0)
	1-2
	3/25/12 (2-3)
	8 (3/17/07)
	6 (2/4/02)


	ON ROAD
	4-5-0-1
	2/12/12
	4/16/13
	4/12/96
	2-3-2
	3
	10/8/11 (2-0)
	2
	3/24/13 (3-0)
	0-3
	1/21/10 (1-2)
	7 (12/14/09)
	7 (3/19/97)

NEW YORK RANGERS

Madison Square Garden
Two Penn Plaza · New York, NY 10121 · Phone: (212) 465-6486
www.newyorkrangers.com

Arena: Madison Square Garden
Capacity: 18,200
Entered NHL: 1926-27

Executive Chairman, Madison Square Garden: James L. Dolan
President, General Manager & Alternate Governor: Glen Sather
Head Coach: Alain Vigneault
Assistant Coaches: Ulf Samuelsson, Daniel Lacroix, Scott Arniel
Goaltending Coach: Benoit Allaire



Henrik Lundqvist

2013-14 Scheduled Games

Nov. 10: Panthers at Rangers
Nov. 27: Panthers vs. Rangers

Dec. 31: Panthers vs. Rangers

2012-13 Results

Mar. 21: Panthers 3 at Rangers 1
Apr. 18: Panthers 1 at Rangers 6

Apr. 23: Panthers 3 vs. Rangers 2

SEASON	HOME					AWAY					OVERALL				
	GP	W	L	T	OTL	GP	W	L	T	OTL	GP	W	L	T	OTL
1993-94	3	2	1	0	-	2	0	2	0	-	5	2	3	0	-
1994-95	2	0	2	0	-	2	1	0	1	-	4	1	2	1	-
1995-96	2	1	1	0	-	3	1	1	1	-	5	2	2	1	-
1996-97	3	2	0	1	-	3	1	1	1	-	6	3	1	2	-
1997-98	3	0	3	0	-	2	1	0	1	-	5	1	3	1	-
1998-99	2	1	1	0	-	2	1	1	0	-	4	2	2	0	-
1999-00	2	2	0	0	0	2	1	1	0	0	4	3	1	0	0
2000-01	2	1	1	0	0	2	0	2	0	0	4	1	3	0	0
2001-02	2	0	2	0	0	2	1	1	0	0	4	1	3	0	0
2002-03	2	0	1	0	1	2	1	1	0	0	4	1	2	0	1
2003-04	2	1	0	1	0	2	0	2	0	0	4	1	2	1	0
2005-06	2	1	0	-	1	2	0	2	-	0	4	1	2	-	1
2006-07	2	1	0	-	1	2	1	1	-	0	4	2	1	-	1
2007-08	2	2	0	-	0	2	0	2	-	0	4	2	2	-	0
2008-09	2	1	0	-	1	2	2	0	-	0	4	3	0	-	1
2009-10	2	0	1	-	1	2	1	1	-	0	4	1	2	-	1
2010-11	2	1	1	-	0	2	1	1	-	0	4	2	2	-	0
2011-12	2	1	1	-	0	2	0	1	-	1	4	1	2	-	1
2012-13	1	1	0	-	0	2	1	1	-	0	3	2	1	-	0
TOTALS	40	18	15	2	5	40	14	21	4	1	80	32	36	6	6

All-Time Record vs. Rangers

OVERALL
Last 10 Games: 5-4-0-1
Last Win: 4/23/13
Last Loss: 4/18/13
Last Tie: 11/26/03
Overtime Record: 1-3-6
Shutouts by Panthers: 5
Last Time: 1/2/11 (3-0)
Shutouts of Panthers: 9
Last Time: 3/22/11 (1-0)
Shootout Record: 3-4
Last Time: 11/25/09 (1-2)
Most Goals: 6 (2X) MR: (11/26/99)
Most Goals Against: 7 (12/22/96)

AT HOME
5-3-0-2
4/23/13
12/30/11
11/26/03
1-1-2
3
1/2/11 (3-0)
3
11/26/10 (3-0)
3-4
11/25/09 (1-2)
6 (2X) MR: (11/26/99)
5 (3X) MR: (11/3/01)

ON ROAD
5-4-0-1
3/21/13
4/18/13
11/30/97
0-2-4
2
11/30/08 (4-0)
6
3/22/11 (1-0)
Never
Never
5 (2X) MR: (10/6/96)
7 (12/22/96)

Fast Facts

OPPONENTS

OTTAWA SENATORS

Canadian Tire Centre
1000 Palladium Dr. • Ottawa, Ontario, Canada K2V 1A5 • Phone: (613) 599-0250
www.ottawasenators.com



Arena: Scotiabank Place
Capacity: 19,153
Entered NHL: 1992-93

Owner, Governor & Chairman: Eugene Melnyk
Executive Vice President, General Manager &
Alternate Governor: Bryan Murray
Head Coach: Paul MacLean
Assistant Coaches: Dave Cameron, Mark Reeds
Goaltending Coach: Rick Wamsley

2013-14 Scheduled Games


Nov. 9: Panthers at Senators
Dec. 3: Panthers vs. Senators

Dec. 19: Panthers at Senators
Mar. 25: Panthers vs. Senators

2012-13 Results

Jan. 21: Panthers 0 at Senators 4
Jan. 24: Panthers 1 vs. Senators 3

Apr. 7: Panthers 2 vs. Senators 1



Jason Spezza

All-Time Record vs. Senators

SEASON	HOME					AWAY					OVERALL				
	GP	W	L	T	OTL	GP	W	L	T	OTL	GP	W	L	T	OTL
1993-94	2	1	0	1	-	2	2	0	0	-	4	3	0	1	-
1994-95	2	2	0	0	-	2	2	0	0	-	4	4	0	0	-
1995-96	2	2	0	0	-	2	1	1	0	-	4	3	1	0	-
1996-97	2	1	1	0	-	2	0	1	1	-	4	1	2	1	-
1997-98	2	0	2	0	-	2	0	1	1	-	4	0	3	1	-
1998-99	2	1	1	0	-	2	2	0	0	-	4	3	1	0	-
1999-00	2	1	1	0	0	2	0	2	0	0	4	1	3	0	0
2000-01	2	1	0	0	1	2	0	2	0	0	4	1	2	0	1
2001-02	2	0	2	0	0	2	1	1	0	0	4	1	3	0	0
2002-03	2	0	2	0	0	2	1	0	0	1	4	1	2	0	1
2003-04	2	0	2	0	0	2	1	0	0	1	4	1	2	0	1
2005-06	2	1	1	-	0	2	1	1	-	0	4	2	2	-	0
2006-07	2	0	2	-	0	2	0	2	-	0	4	0	4	-	0
2007-08	2	1	1	-	0	2	0	2	-	0	4	1	3	-	0
2008-09	2	1	1	-	0	2	2	0	-	0	4	3	1	-	0
2009-10	2	0	2	-	0	2	1	1	-	0	4	1	3	-	0
2010-11	2	0	2	-	0	2	0	2	-	0	4	0	4	-	0
2011-12	2	1	1	-	0	2	0	1	-	1	4	1	2	-	1
2012-13	2	1	1	-	0	1	0	1	-	0	3	1	2	-	0
TOTALS	38	14	22	1	1	37	14	18	2	3	75	28	40	3	4

Fast Facts


	OVERALL	AT HOME	ON ROAD
Last 10 Games:	2-7-0-1	3-7-0-0	3-7-0-0
Last Win:	4/7/13	4/7/13	1/9/10
Last Loss:	1/24/13	1/24/13	1/21/13
Last Tie:	10/23/97	4/2/94	10/23/97
Overtime Record:	2-4-3	0-1-1	2-3-2
Shutouts by Panthers:	3	1	2
Last Time:	1/9/10 (3-0)	2/15/95 (2-0)	1/9/10 (3-0)
Shutouts of Panthers:	6	2	5
Last Time:	1/21/13 (4-0)	12/3/03 (4-0)	1/21/13 (4-0)
Shootout Record:	Never	Never	Never
Last Time:	Never	Never	Never
Most Goals:	6 (3X) MR: (3/8/06)	6 (3X) MR: (3/8/06)	5 (3X) MR: (4/13/06)
Most Goals Against:	6 (5X) MR: (2/15/12)	6 (4X) MR: (2/15/12)	6 (11/30/06)

PHILADELPHIA FLYERS

Wells Fargo Center
3601 South Broad Street · Philadelphia, PA 19148 · Phone: (215) 465-4500
www.philadelphiaflyers.com

Arena: Wells Fargo Center
Capacity: 19,538
Entered NHL: 1967-68

Chairman: Ed Snider
Executive Vice President: Keith Allen
General Manager: Paul Holmgren
Head Coach: Peter Laviolette
Assistant Coaches: Craig Berube, Joe Mullen
Goaltending Coach: Jeff Rease



Claude Giroux

2013-14 Scheduled Games

Oct. 8: Panthers at Flyers

Nov. 25: Panthers vs. Flyers

Apr. 8: Panthers vs. Flyers

2012-13 Results

Jan. 26: Panthers 1 vs. Flyers 7

Feb. 7: Panthers 3 at Flyers 2 (SO)

Feb 21: Panthers 5 at Flyers 2

SEASON	HOME					AWAY					OVERALL				
	GP	W	L	T	OTL	GP	W	L	T	OTL	GP	W	L	T	OTL
1993-94	2	1	1	0	-	3	0	2	1	-	5	1	3	1	-
1994-95	2	0	2	0	-	2	1	0	1	-	4	1	2	1	-
1995-96	3	1	2	0	-	2	1	0	1	-	5	2	2	1	-
1996-97	2	0	2	0	-	3	2	1	0	-	5	2	3	0	-
1997-98	3	1	2	0	-	3	1	2	0	-	6	2	4	0	-
1998-99	2	1	1	0	-	2	1	0	1	-	4	2	1	1	-
1999-00	2	1	1	0	0	2	0	2	0	0	4	1	3	0	0
2000-01	2	0	2	0	0	2	1	1	0	0	4	1	3	0	0
2001-02	2	0	1	0	1	2	0	1	1	0	4	0	2	1	1
2002-03	2	0	2	0	0	2	1	0	1	0	4	1	2	1	0
2003-04	2	0	1	1	0	2	1	1	0	0	4	1	2	1	0
2005-06	2	0	1	-	1	2	0	1	-	1	4	0	2	-	2
2006-07	2	2	0	-	0	2	2	0	-	0	4	4	0	-	0
2007-08	2	1	1	-	0	2	1	1	-	0	4	2	2	-	0
2008-09	2	1	0	-	1	2	1	1	-	0	4	2	1	-	1
2009-10	2	2	0	-	0	2	1	1	-	0	4	3	1	-	0
2010-11	2	0	2	-	0	2	1	1	-	0	4	1	3	-	0
2011-12	2	0	1	-	1	2	1	1	-	0	4	1	2	-	1
2012-13	1	0	1	-	0	2	2	0	-	0	3	2	1	-	0
TOTALS	39	11	23	1	4	41	18	16	6	1	80	29	39	7	5

All-Time Record vs. Flyers

OVERALL
Last 10 Games: 4-5-0-1
Last Win: 2/21/13
Last Loss: 1/26/13
Last Tie: 1/28/04
Overtime Record: 2-7-7
Shutouts by Panthers: 2
Last Time: 12/20/10 (5-0)
Shutouts of Panthers: 5
Last Time: 3/18/12 (5-0)
Shootout Record: 1-3
Last Time: 2/7/13 (3-2)
Most Goals: 7 (3/3/10)
Most Goals Against: 7 2X MR: (1/26/13)

AT HOME
4-6-0-0
3/3/10
1/26/13
1/28/04
0-5-1
Never
Never
2
12/30/07 (1-0)
1-3
2/7/13 (3-2)
7 (3/3/10)
7 2X MR: (1/26/13)

ON ROAD
6-4-0-0
2/21/13
3/8/12
11/13/02
2-2-6
12/20/10 (5-0)
3
3/18/12 (5-0)
Never
Never
5 (12/20/10)
5 (10X) MR: (3/8/12)

Fast Facts

OPPONENTS

PHOENIX COYOTES

Jobing.com Arena
9400 West Maryland Ave. · Glendale, AZ 85305 · Phone: (623) 772-3200
www.phoenixcoyotes.com



Arena: Jobing.com Arena
Capacity: 17,125
Entered NHL: 1979-80 (Winnipeg)

Executive Vice President, General Manager
& Alternate Governor: Don Maloney
Head Coach: Dave Tippett
Associate Coach: Jim Playfair, Newell Brown
Goaltending Coach: Sean Burke

2013-14 Scheduled Games

Mar. 11: Panthers vs Coyotes

Mar. 20: Panthers at Coyotes

2012-13 Result

DID NOT PLAY



Shane Doan

All-Time Record vs. Coyotes

SEASON	HOME					AWAY					OVERALL				
	GP	W	L	T	OTL	GP	W	L	T	OTL	GP	W	L	T	OTL
1993-94	1	0	1	0	-	2	2	0	0	-	3	2	1	0	-
1994-95						DID NOT PLAY									
1995-96	1	1	0	0	-	1	0	1	0	-	2	1	1	0	-
1996-97	1	0	1	0	-	1	0	0	1	-	2	0	1	1	-
1997-98	1	0	1	0	-	1	0	1	0	-	2	0	2	0	-
1998-99	1	1	0	0	-	1	0	0	1	-	2	1	0	1	-
1999-00	0	0	0	0	0	1	1	0	0	0	1	1	0	0	0
2000-01	1	1	0	0	0	1	0	0	0	1	2	1	0	0	1
2001-02	1	0	1	0	0	0	0	0	0	0	1	0	1	0	0
2002-03	0	0	0	0	0	1	0	0	1	0	1	0	0	1	0
2003-04	1	0	1	0	0	1	1	0	0	0	2	1	1	0	0
2005-06	0	0	0	-	0	1	0	1	-	0	1	0	1	-	0
2006-07	1	1	0	-	0	0	0	0	-	0	1	1	0	-	0
2007-08						DID NOT PLAY									
2008-09	0	0	0	0	0	1	0	1	-	0	1	0	1	-	0
2009-10	1	0	0	-	1	0	0	0	-	0	1	0	0	-	1
2010-11	0	0	0	-	0	1	1	0	-	0	1	1	0	-	0
2011-12	1	0	1	-	0	0	-	-	-	-	1	0	1	-	0
2012-13						DID NOT PLAY									
TOTALS	11	4	6	0	1	13	5	4	3	1	24	9	10	3	2

Fast Facts


	OVERALL	AT HOME	ON ROAD
Last 10 Games:	3-5-1-1	4-5-0-1	3-3-3-1
Last Win:	12/4/10	2/10/07	12/4/10
Last Loss:	12/20/11	12/20/11	11/8/08
Last Tie:	11/22/02	Never	11/22/02
Overtime Record:	1-1-3	Never	1-1-3
Shutouts by Panthers:	Never	Never	Never
Last Time:	Never	Never	Never
Shutouts of Panthers:	1	1	Never
Last Time:	3/5/97 (3-0)	3/5/97 (3-0)	Never
Shootout Record:	1-1	0-1	1-0
Last Time:	12/4/10 (2-1)	3/18/10 (3-4)	12/4/10 (2-1)
Most Goals:	7 (2/20/99)	7 (2/20/99)	6 (12/8/99)
Most Goals Against:	6 (1/19/06)	5 (10/26/93)	6 (1/19/06)

PITTSBURGH PENGUINS

CONSOL Energy Center
1001 Fifth Avenue · Pittsburgh, PA 15219 · Phone: (412) 642-1800
www.pittsburghpenguins.com

Arena: CONSOL Energy Center
Capacity: 18,387
Entered NHL: 1967-68

Co-Owner & Chairman: Mario Lemieux
Executive Vice President & General Manager: Ray Shero
Head Coach: Dave Bylsma
Assistant Coach: Tony Granato, Todd Reirden, Jacques Martin
Goaltending Coach: Mike Bales



Sidney Crosby

2013-14 Scheduled Games

Oct. 11: Panthers vs. Penguins
Nov. 30: Panthers vs. Penguins

Jan. 20: Panthers at Penguins

2012-13 Results

Feb. 22: Panthers 1 at Penguins 3
Feb. 26: Panthers 6 vs. Penguins 4

Apr. 13: Panthers 1 vs. Penguins 3

SEASON	HOME					AWAY					OVERALL				
	GP	W	L	T	OTL	GP	W	L	T	OTL	GP	W	L	T	OTL
1993-94	2	0	2	0	-	2	0	1	1	-	4	0	3	1	-
1994-95	2	1	1	0	-	2	1	1	0	-	4	2	2	0	-
1995-96	2	1	1	0	-	2	0	2	0	-	4	1	3	0	-
1996-97	2	2	0	0	-	2	0	2	0	-	4	2	2	0	-
1997-98	2	1	1	0	-	2	1	0	1	-	4	2	1	1	-
1998-99	2	1	1	0	-	3	0	3	0	-	5	1	4	0	-
1999-00	2	1	1	0	0	2	1	1	0	0	4	2	2	0	0
2000-01	2	0	1	1	0	2	1	0	0	1	4	1	1	1	1
2001-02	2	2	0	0	0	2	0	0	1	1	4	2	0	1	1
2002-03	2	2	0	0	0	2	2	0	0	0	4	4	0	0	0
2003-04	2	2	0	0	0	2	2	0	0	0	4	4	0	0	0
2005-06	2	1	1	-	0	2	2	0	-	0	4	3	1	-	0
2006-07	2	1	0	-	1	2	1	1	-	0	4	2	1	-	1
2007-08	2	1	1	-	0	2	0	2	-	0	4	1	3	-	0
2008-09	2	1	1	-	0	2	1	0	-	1	4	2	1	-	1
2009-10	2	1	0	-	1	2	0	0	-	2	4	1	0	-	3
2010-11	2	0	2	-	0	2	0	1	-	1	4	0	3	-	1
2011-12	2	1	1	-	0	2	0	1	-	1	4	1	2	-	1
2012-13	2	1	1	-	0	1	0	1	-	0	3	1	2	-	0
TOTALS	38	20	15	1	2	38	12	16	3	7	76	32	31	4	9

All-Time Record vs. Penguins

OVERALL
Last 10 Games: 2-6-0-2
Last Win: 2/26/13
Last Loss: 4/13/13
Last Tie: 10/28/01
Overtime Record: 3-5-4
Shutouts by Panthers: 5
Last Time: 2/20/04 (2-0)
Shutouts of Panthers: 4
Last Time: 1/5/08 (3-0)
Shootout Record: 0-4
Last Time: 3/9/12 (1-2)
Most Goals: 6 (6X) MR: (2/26/13)
Most Goals Against: 7 (2X) MR: (12/30/98)

AT HOME
4-5-0-1
2/26/13
4/13/13
12/20/00
2-2-1
3
1/18/03 (3-0)
Never
Never
Never
6 (4X) MR: (2/26/13)
6 (2X) MR: (3/16/01)

ON ROAD
1-4-0-5
1/3/09
2/22/13
10/28/01
1-3-3
2
2/20/04 (2-0)
4
1/5/08 (3-0)
0-4
3/9/12 (1-2)
6 (2X) MR: (1/3/09)
7 (2X) MR: (12/30/98)

Fast Facts

OPPONENTS

ST. LOUIS BLUES

Scottrade Center
1401 Clark Avenue • St. Louis, MO 63103 • Phone: (314) 622-2500
www.stlouisblues.com



Arena: Scottrade Center
Capacity: 19,150
Entered NHL: 1967-68

Chairman & Governor: Tom Stillman
Executive Vice President & General Manager: Doug Armstrong
Head Coach: Ken Hitchcock
Assistant Coaches: Ray Bennett, Brad Shaw, Gary Agnew
Goaltending Coach: Corey Hirsch

2013-14 Scheduled Game

Oct. 5: Panthers at Blues

Nov. 1: Panthers vs. Blues

2012-13 Result

DID NOT PLAY



David Backes

All-Time Record vs. Blues

SEASON	HOME					AWAY					OVERALL				
	GP	W	L	T	OTL	GP	W	L	T	OTL	GP	W	L	T	OTL
1993-94	1	0	1	0	-	1	0	1	0	-	2	0	2	0	-
1994-95	DID NOT PLAY														
1995-96	1	0	0	1	-	1	0	1	0	-	2	0	1	1	-
1996-97	1	1	0	0	-	1	1	0	0	-	2	2	0	0	-
1997-98	1	0	1	0	-	1	0	1	0	-	2	0	2	0	-
1998-99	1	0	1	0	-	1	0	0	1	-	2	0	1	1	-
1999-00	1	0	0	1	0	1	0	1	0	0	2	0	1	1	0
2000-01	1	1	0	0	0	1	0	1	0	0	2	1	1	0	0
2001-02	1	0	1	0	0	0	0	0	0	0	1	0	1	0	0
2002-03	0	0	0	0	0	1	0	1	0	0	1	0	1	0	0
2003-04	1	0	0	0	1	1	0	1	0	0	2	0	1	0	1
2005-06	1	1	0	-	0	0	0	0	-	0	1	1	0	-	0
2006-07	DID NOT PLAY														
2007-08	0	0	0	-	0	1	1	0	-	0	1	1	0	-	0
2008-09	1	1	0	-	0	1	0	1	-	0	2	1	1	-	0
2009-10	0	0	0	-	0	1	1	0	-	0	1	1	0	-	0
2010-11	1	0	1	-	0	0	0	0	-	0	1	0	1	-	0
2011-12	0	0	0	-	0	1	0	1	-	0	1	0	1	-	0
2012-13	DID NOT PLAY														
TOTALS	12	4	5	2	1	13	3	9	1	0	25	7	14	3	1

Fast Facts


	OVERALL	AT HOME	ON ROAD
Last 10 Games:	4-5-0-1	4-4-1-1	2-7-1-0
Last Win:	10/31/09	3/7/09	10/31/09
Last Loss:	11/17/11	2/8/11	11/17/11
Last Tie:	3/4/00	3/4/00	2/18/99
Overtime Record:	1-1-3	1-1-2	0-0-1
Shutouts by Panthers:	4	1	3
Last Time:	10/31/09 (4-0)	2/19/01 (3-0)	10/31/09 (4-0)
Shutouts of Panthers:	6	1	5
Last Time:	10/25/08 (4-0)	12/22/01 (2-0)	10/25/08 (4-0)
Shootout Record:	Never	Never	Never
Last Time:	Never	Never	Never
Most Goals:	5 (3/7/09)	5 (3/7/09)	4 (10/31/09)
Most Goals Against:	5 (4X) MR: (12/2/00)	5 (2/8/99)	5 (3X) MR: (12/2/00)

SAN JOSE SHARKS

HP Pavilion at San Jose
525 W. Santa Clara St. · San Jose, CA 95113 · Phone: (408) 287-7070
www.sjsharks.com

Arena: HP Pavilion at San Jose
Capacity: 17,562
Entered NHL: 1991-92

Executive Vice President & General Manager: Doug Wilson
Head Coach: Todd McLellan
Associate Coach: Larry Robinson
Assistant Coaches: Jim Johnson, Jay Woodcroft, Larry Robinson
Goaltending Coach: Corey Schwab



Joe Thornton

2013-14 Scheduled Game

Jan. 16: Sharks vs. Panthers

Mar. 18: Panthers at Sharks

2012-13 Result

DID NOT PLAY

SEASON	HOME					AWAY					OVERALL				
	GP	W	L	T	OTL	GP	W	L	T	OTL	GP	W	L	T	OTL
1993-94	1	0	0	1	-	1	0	1	0	-	2	0	1	1	-
1994-95						DID NOT PLAY									
1995-96	1	1	0	0	-	1	1	0	0	-	2	2	0	0	-
1996-97	1	0	0	1	-	1	0	0	1	-	2	0	0	2	-
1997-98	1	0	0	1	-	1	0	0	1	-	2	0	0	2	-
1998-99	1	0	0	1	-	1	0	1	0	-	2	0	1	1	-
1999-00	1	1	0	0	0	1	1	0	0	0	2	2	0	0	0
2000-01	1	0	0	1	0	1	0	1	0	0	2	0	1	1	0
2001-02	0	0	0	0	0	1	0	1	0	0	1	0	1	0	0
2002-03	1	0	1	0	0	0	0	0	0	0	1	0	1	0	0
2003-04	1	0	1	0	0	1	0	1	0	0	2	0	2	0	0
2005-06	0	0	0	-	0	1	0	1	-	0	1	0	1	-	0
2006-07	1	0	1	-	0	0	0	0	-	0	1	0	1	-	0
2007-08						DID NOT PLAY									
2008-09	1	1	0	-	0	0	0	0	-	0	1	1	0	-	0
2009-10	0	0	0	-	0	1	1	0	-	0	1	1	0	-	0
2010-11	1	1	0	-	0	0	0	0	-	0	1	1	0	-	0
2011-12	0	0	0	-	0	1	1	0	-	0	1	1	0	-	0
2012-13						DID NOT PLAY									
TOTALS	12	4	3	5	0	12	4	6	2	0	24	8	9	7	0

All-Time Record vs. Sharks

OVERALL
Last 10 Games: 4-6-0-0
Last Win: 12/13/11
Last Loss: 10/31/06
Last Tie: 3/7/01
Overtime Record: 1-0-7
Shutouts by Panthers: Never
Last Time: Never
Shutouts of Panthers: 2
Last Time: 2/3/04 (3-0)
Shootout Record: Never
Last Time: Never
Most Goals: 5 (2X) MR: (12/3/11)
Most Goals Against: 7 (11/16/02)

AT HOME
3-3-4-0
2/13/11
10/31/06
3/7/01
0-0-5
Never
Never
Never
Never
Never
4 (3X) MR: (10/24/08)
7 (11/16/02)

ON ROAD
3-5-2-0
12/3/11
12/8/05
1/24/98
1-0-2
Never
Never
2
2/3/04 (3-0)
Never
Never
5 (2X) MR: (12/3/11)
6 (2X) MR: (12/8/05)

Fast Facts

OPPONENTS

TAMPA BAY LIGHTNING

Tampa Bay Times Forum
401 Channelside Drive · Tampa, FL 33602 · Phone: (813) 301-6500
www.tampabaylightning.com



Arena: Tampa Bay Times Forum
Capacity: 19,758
Entered NHL: 1991-92

Chairman and Governor: Jeff Vinik
Vice President & General Manager: Steve Yzerman
Head Coach: Jon Cooper
Assistant Coaches: Rick Bowness, George Gwozdecky
Goaltending Coach: Frantz Jean

2013-14 Scheduled Games

Oct. 10: Panthers at Lightning
Oct. 27: Panthers vs. Lightning

Dec. 23: Panthers vs. Lightning
Mar. 13: Panthers at Lightning

2012-13 Results

Jan. 29: Panthers 2 at Lightning 5
Feb. 16: Panthers 5 vs. Lightning 6 (OT)
Mar. 12: Panthers 2 vs. Lightning 3

Apr. 2: Panthers 3 at Lightning 2 (SO)
Apr. 27: Panthers 5 at Lightning 3



Steven Stamkos

All-Time Record vs. Lightning

SEASON	HOME					AWAY					OVERALL				
	GP	W	L	T	OTL	GP	W	L	T	OTL	GP	W	L	T	OTL
1993-94	2	1	0	1	-	3	2	0	1	-	5	3	0	2	-
1994-95	2	2	0	0	-	2	1	1	0	-	4	3	1	0	-
1995-96	3	1	2	0	-	3	2	1	0	-	6	3	3	0	-
1996-97	3	2	0	1	-	2	0	1	1	-	5	2	1	2	-
1997-98	2	2	0	0	-	3	0	1	2	-	5	2	1	2	-
1998-99	3	3	0	0	-	2	2	0	0	-	5	5	0	0	-
1999-00	2	1	0	1	0	3	3	0	0	0	5	4	0	1	0
2000-01	3	2	1	0	0	2	0	2	0	0	5	2	3	0	0
2001-02	2	0	1	0	1	3	2	1	0	0	5	2	2	0	1
2002-03	3	0	1	1	1	2	0	1	1	0	5	0	2	2	1
2003-04	3	2	1	0	0	3	0	2	1	0	6	2	3	1	0
2005-06	4	4	0	-	0	4	2	2	-	0	8	6	2	-	0
2006-07	4	3	1	-	0	4	2	1	-	1	8	5	2	-	1
2007-08	4	3	1	-	0	4	1	3	-	0	8	4	4	-	0
2008-09	3	1	0	-	2	3	2	1	-	0	6	3	1	-	2
2009-10	3	2	1	-	0	3	1	1	-	1	6	3	2	-	1
2010-11	3	2	0	-	1	3	2	1	-	0	6	4	1	-	1
2011-12	3	1	0	-	2	3	1	2	-	0	6	2	2	-	2
2012-13	2	0	1	-	1	3	2	1	-	0	5	2	2	-	1
TOTALS	54	32	10	4	8	55	25	22	6	2	109	57	32	10	10

Fast Facts

	OVERALL
Last 10 Games:	3-6-0-1
Last Win:	4/27/13
Last Loss:	3/12/13
Last Tie:	12/31/03
Overtime Record:	7-3-10
Shutouts by Panthers:	8
Last Time:	10/16/10 (6-0)
Shutouts of Panthers:	1
Last Time:	3/1/97 (2-0)
Shootout Record:	5-6
Last Time:	4/2/13 (3-2)
Most Goals:	8 (2/28/06)
Most Goals Against:	6 (5X) MR: (2/16/13)

	AT HOME
	4-4-0-2
	10/15/11
	3/12/13
	2/8/03
	6-3-4
	6
	10/16/10 (6-0)
	Never
	Never
	1-4
	11/6/11 (3-4)
	7 (1/1/00)
	6 (3X) MR: (2/16/13)

	ON ROAD
	5-4-0-1
	4/27/13
	1/29/13
	12/31/03
	1-0-6
	2
	10/7/01 (5-0)
	1
	3/1/97 (2-0)
	4-2
	4/2/13 (3-2)
	8 (2/28/06)
	6 (2X) MR: (2/4/12)

TORONTO MAPLE LEAFS

Air Canada Centre
40 Bay St., Suite 400 · Toronto, Ontario, Canada M5J 2X2 · Phone: (416) 815-5700
www.mapleleafs.com

Arena: Air Canada Centre
Capacity: 18,819
Entered NHL: 1917-18

Chairman: Larry Tanenbaum
General Manager & Senior Vice-President: Dave Nonis
Head Coach: Randy Carlyle
Assistant Coaches: David Farrish, Scott Gordon, Greg Cronin
Goaltending Coach: Rick St. Croix



Phil Kessel

2013-14 Scheduled Games

Dec. 17: Panthers at Maple Leafs
Jan. 30: Panthers at Maple Leafs

Feb. 4: Panthers vs. Maple Leafs
Apr. 10: Panthers vs. Maple Leafs

2012-13 Results

Feb. 18: Panthers 0 vs. Maple Leafs 3
Mar. 26: Panthers 2 at Maple Leafs 3

Apr. 25: Panthers 0 vs. Maple Leafs 4

SEASON	HOME					AWAY					OVERALL				
	GP	W	L	T	OTL	GP	W	L	T	OTL	GP	W	L	T	OTL
1993-94	2	0	1	1	-	1	0	1	0	-	3	0	2	1	-
1994-95						DID NOT PLAY									
1995-96	1	1	0	0	-	1	1	0	0	-	2	2	0	0	-
1996-97	1	0	0	1	-	1	0	1	0	-	2	0	1	1	-
1997-98	1	0	1	0	-	1	0	1	0	-	2	0	2	0	-
1998-99	2	1	0	1	-	2	0	2	0	-	4	1	2	1	-
1999-00	2	1	1	0	0	1	0	1	0	0	3	1	2	0	0
2000-01	2	0	2	0	0	2	1	0	1	0	4	1	2	1	0
2001-02	2	1	1	0	0	2	0	1	1	0	4	1	2	1	0
2002-03	2	0	1	1	0	2	2	0	0	0	4	2	1	1	0
2003-04	2	1	0	1	0	2	0	2	0	0	4	1	2	1	0
2005-06	2	0	2	-	0	2	0	1	-	1	4	0	3	-	1
2006-07	2	1	1	-	0	2	1	0	-	1	4	2	1	-	1
2007-08	2	0	0	-	2	2	1	1	-	0	4	1	1	-	2
2008-09	2	2	0	-	0	2	2	0	-	0	4	4	0	-	0
2009-10	2	1	1	-	0	2	1	1	-	0	4	2	2	-	0
2010-11	2	2	0	-	0	2	0	1	-	1	4	2	1	-	1
2011-12	2	2	0	-	0	2	2	0	-	0	4	4	0	-	0
2012-13	2	0	2	-	0	1	0	1	-	0	3	0	3	-	0
TOTALS	33	13	13	5	2	30	11	14	2	3	63	24	27	7	5

All-Time Record vs. Maple Leafs

OVERALL
Last 10 Games: 6-3-0-1
Last Win: 3/13/12
Last Loss: 4/25/13
Last Tie: 12/29/03
Overtime Record: 2-3-7
Shutouts by Panthers: 4
Last Time: 3/17/11 (4-0)
Shutouts of Panthers: 4
Last Time: 4/25/13 (4-0)
Shootout Record: 0-3
Last Time: 2/1/11 (3-4)
Most Goals: 8 (2/5/08)
Most Goals Against: 9 (4/10/99)

AT HOME
7-3-0-0
3/13/12
4/25/13
12/29/03
1-2-5
3
3/17/11 (4-0)
3
4/25/13 (4-0)
0-1
2/27/08 (3-4)
5 (5X) MR: (3/13/12)
6 (3X) MR: (11/27/09)

ON ROAD
6-3-0-1
2/28/12
3/26/13
4/6/02
1-1-2
1
2/5/08 (8-0)
1
3/9/04 (5-0)
0-2
2/1/11 (3-4)
8 (2/5/08)
9 (4/10/99)

Fast Facts

OPPONENTS

VANCOUVER CANUCKS

Rogers Arena
800 Griffiths Way · Vancouver, BC, Canada V6B 6G1 · Phone: (604) 899-4600
www.canucks.com



Arena: Rogers Arena
Capacity: 18,910
Entered NHL: 1970-71

Chairman & Governor: Francesco Aquilini
President, General Manager & Alternate Governor: Michael D. Gillis
Head Coach: John Tortorella
Assistant Coaches: Mike Sullivan, Glenn Gulutzan, Darryl Williams


2013-14 Scheduled Game

Nov. 19: Panthers at Canucks

Mar. 16: Panthers vs. Canucks

2012-13 Result

DID NOT PLAY



Henrik Sedin

All-Time Record vs. Canucks

SEASON	HOME					AWAY					OVERALL				
	GP	W	L	T	OTL	GP	W	L	T	OTL	GP	W	L	T	OTL
1993-94	1	1	0	0	-	1	1	0	0	-	2	2	0	0	-
1994-95						DID NOT PLAY									
1995-96	1	0	0	1	-	1	0	1	0	-	2	0	1	1	-
1996-97	1	1	0	0	-	1	0	0	1	-	2	1	0	1	-
1997-98	1	0	1	0	-	1	0	0	1	-	2	0	1	1	-
1998-99	1	0	1	0	-	1	0	0	1	-	2	0	1	1	-
1999-00	1	1	0	0	0	1	0	1	0	0	2	1	1	0	0
2000-01	1	0	0	0	1	0	0	0	0	0	1	0	0	0	1
2001-02	0	0	0	0	0	1	0	0	1	0	1	0	0	1	0
2002-03	1	0	1	0	0	1	0	1	0	0	2	0	2	0	0
2003-04	0	0	0	0	0	1	0	0	1	0	1	0	0	1	0
2005-06						DID NOT PLAY									
2006-07	0	0	0	-	0	1	0	0	-	1	1	0	0	-	1
2007-08	1	1	0	-	0	0	0	0	-	0	1	1	0	-	0
2008-09	0	0	0	-	0	1	0	1	-	0	1	0	1	-	0
2009-10	1	0	1	-	0	0	0	0	-	0	1	0	1	-	0
2010-11	0	0	0	0	0	1	0	1	0	0	1	0	1	0	0
2011-12	1	1	0	0	0	0	0	0	0	0	1	1	0	0	0
2012-13						DID NOT PLAY									
TOTALS	11	5	4	1	1	12	1	5	5	1	23	6	9	6	2

Fast Facts


	OVERALL	AT HOME	ON ROAD
Last 10 Games:	2-5-2-1	4-4-1-1	0-4-5-1
Last Win:	1/9/12	1/9/12	3/7/94
Last Loss:	10/11/10	2/11/10	10/11/10
Last Tie:	1/11/04	11/16/95	1/11/04
Overtime Record:	0-1-6	0-1-1	0-0-5
Shutouts by Panthers:	Never	Never	Never
Last Time:	Never	Never	Never
Shutouts of Panthers:	2	2	Never
Last Time:	2/11/10 (3-0)	2/11/10 (3-0)	Never
Shootout Record:	1-1	1-0	0-1
Last Time:	2/1/08 (4-3)	2/1/08 (4-3)	1/7/07 (3-4)
Most Goals:	5 (2X) MR: (10/20/99)	5 (2X) MR: (10/20/99)	4 (1/14/97)
Most Goals Against:	7 (1/3/96)	5 (2X) MR: (11/30/02)	7 (1/3/96)

WASHINGTON CAPITALS

Verizon Center
601 F Street NW · Washington DC 20004 · Phone: (202) 266-2200
www.washingtoncaps.com

Arena: Verizon Center
Capacity: 18,506
Entered NHL: 1974-75

Majority Owner, Chairman & CEO: Ted Leonsis
Vice Chairman & COO: Dick Patrick
Vice President & General Manager: George McPhee
Head Coach: Adam Oates
Assistant Coaches: Calle Johansson, Blaine Forsythe,
Goaltending Coach: Olie Kolzig



Alexander Ovechkin

2013-14 Scheduled Games

Nov. 2: Panthers at Capitals
Dec. 13: Panthers vs. Capitals

Feb. 27: Panthers vs. Capitals

2012-13 Results

Feb. 9: Panthers 0 at Capitals 5
Feb. 12: Panthers 5 vs. Capitals 6 (OT)

Mar. 7: Panthers 1 at Capitals 7
Apr. 6: Panthers 3 vs. Capitals 4

SEASON	HOME				AWAY				OVERALL						
	GP	W	L	T	OTL	GP	W	L	T	OTL	GP	W	L	T	OTL
1993-94	3	2	1	0	-	2	0	1	1	-	5	2	2	1	-
1994-95	2	1	0	1	-	2	0	2	0	-	4	1	2	1	-
1995-96	2	0	1	1	-	3	3	0	0	-	5	3	1	1	-
1996-97	3	1	2	0	-	2	0	0	2	-	5	1	2	2	-
1997-98	3	2	1	0	-	3	1	2	0	-	6	3	3	0	-
1998-99	2	0	2	0	-	3	1	1	1	-	5	1	3	1	-
1999-00	3	2	1	0	0	2	0	1	0	1	5	2	2	0	1
2000-01	2	1	1	0	0	3	0	3	0	0	5	1	4	0	0
2001-02	3	1	1	0	1	2	1	1	0	0	5	2	2	0	1
2002-03	2	0	1	1	0	3	0	2	0	1	5	0	3	1	1
2003-04	3	1	1	1	0	3	2	0	1	0	6	3	1	2	0
2005-06	4	3	0	0	1	4	4	0	0	0	8	7	0	0	1
2006-07	4	3	1	-	0	4	2	2	-	0	8	5	3	-	0
2007-08	4	2	2	-	0	4	2	2	-	0	8	4	4	-	0
2008-09	3	1	2	-	0	3	2	1	-	0	6	3	3	-	0
2009-10	3	0	2	-	1	3	0	3	-	0	6	0	5	-	1
2010-11	3	2	0	-	1	3	1	2	-	0	6	3	2	-	1
2011-12	3	2	1	-	0	3	0	3	-	0	6	2	4	-	0
2012-13	2	0	1	-	1	2	0	2	-	0	4	0	3	-	1
TOTALS	54	24	21	4	5	54	19	28	5	2	108	43	49	9	

All-Time Record vs. Capitals

OVERALL

Last 10 Games: 3-6-0-1
Last Win: 2/1/12
Last Loss: 4/6/13
Last Tie: 2/21/04
Overtime Record: 3-6-9
Shutouts by Panthers: 5
Last Time: 4/9/11 (1-0)
Shutouts of Panthers: 12
Last Time: 2/9/13 (0-5)
Shootout Record: 4-2
Last Time: 1/13/10 (4-5)
Most Goals: 7 (2X) MR: (4/11/09)
Most Goals Against: 12 (1/11/03)

AT HOME

4-3-0-3
2/1/12
4/6/13
10/26/02
2-3-4
1
4/9/11 (1-0)
5
3/17/09 (3-0)
0-2
1/13/10 (4-5)
7 (2X) MR: (4/11/09)
7 (3/16/10)

ON ROAD

1-9-0-0
12/9/10
3/7/13
2/21/04
1-3-5
4
12/9/10 (3-0)
7
2/9/13 (0-5)
4-0
11/28/07 (2-1)
6 (2X) MR: (3/1/09)
12 (1/11/03)

Fast Facts

OPPONENTS

WINNIPEG JETS

MTS Centre

300 Portage Avenue · Winnipeg, Manitoba, Canada R3C 5S4 · Phone: (204) 987-7825

www.winnipegjets.com



Arena: MTS Centre

Capacity: 15,004

Entered NHL: 1999-2000 (Atlanta)

Executive Vice President & General Manager: Kevin Cheveldayoff

Head Coach: Claude Noell

Assistant Coaches: Charlie Huddy, Pascal Vincent, Perry Pearn

Goaltending Coach: Wade Flaherty

2013-14 Scheduled Games

December 5: Panthers vs. Jets

December 20: Panthers at Jets

2012-13 Results


Jan. 31: Panthers 6 vs. Jets 3

Feb. 5: Panthers 2 at Jets 3 (OT)

Mar. 5: Panthers 4 vs. Jets 1

Mar. 8: Panthers 2 vs. Jets 3 (OT)

Apr. 11: Panthers 2 at Jets 7



Andrew Ladd

All-Time Record vs. Jets

SEASON	HOME					AWAY					OVERALL				
	GP	W	L	T	OTL	GP	W	L	T	OTL	GP	W	L	T	OTL
1999-00	3	2	0	1	0	2	0	1	1	0	5	2	1	2	0
2000-01	2	0	2	0	0	3	1	0	1	1	5	1	2	1	1
2001-02	3	1	2	0	0	2	0	0	2	0	5	1	2	2	0
2002-03	2	1	1	0	0	3	2	0	0	1	5	3	1	0	1
2003-04	3	0	2	0	1	3	1	2	0	0	6	1	4	0	1
2005-06	4	3	1	-	0	4	0	3	-	1	8	3	4	-	1
2006-07	4	2	2	-	0	4	0	4	-	0	8	2	6	-	0
2007-08	4	2	2	-	0	4	3	0	-	1	8	5	2	-	1
2008-09	3	2	1	-	0	3	2	1	-	0	6	4	2	-	0
2009-10	3	2	0	-	1	3	0	3	-	0	6	2	3	-	1
2010-11	3	0	2	-	1	3	2	0	-	1	6	2	2	-	2
2011-12	3	1	0	-	2	3	2	1	-	0	6	3	1	-	2
2012-13	3	2	0	-	1	2	0	1	-	1	5	2	1	-	2
TOTALS	40	18	15	1	6	39	13	16	4	6	79	31	31	5	12

Fast Facts

	OVERALL	AT HOME	ON ROAD
Last 10 Games:	5-3-0-2	5-3-0-2	4-4-0-2
Last Win:	3/15/13	3/5/13	1/21/12
Last Loss:	4/11/13	3/8/13	4/11/13
Last Tie:	4/10/02	12/22/99	4/10/02
Overtime Record:	4-8-5	3-3-1	1-5-4
Shutouts by Panthers:	3	3	Never
Last Time:	1/18/10 (1-0)	1/18/10 (1-0)	Never
Shutouts of Panthers:	4	1	3
Last Time:	3/1/12 (7-0)	3/27/04 (3-0)	3/1/12 (7-0)
Shootout Record:	4-4	1-3	3-1
Last Time:	1/21/12 (4-3)	10/31/11 (3-4)	1/21/12 (4-3)
Most Goals:	8 (1/10/09)	8 (1/10/09)	7 (2/10/01)
Most Goals Against:	7 (3X) MR: (4/11/13)	6 (3X) MR: (10/23/06)	7 (3X) MR: (4/11/13)


TOP SCORERS VS FLORIDA PANTHERS

PLAYER	TEAM(S)	GP	G	A	PTS	PLAYER	TEAM(S)	GP	G	A	PTS
Kovalchuk, Ilya	ATL, NJ	57	35	33	68	Kozlov, Slava	DET, BUF, ATL	61	16	26	42
Jagr, Jaromir	PIT, WSH, NYR, PHI	56	31	33	64	Savard, Marc	NYR, CGY, ATL, BOS	35	8	29	37
Brind'Amour, Rod	STL, PHI, CAR	84	28	35	63	Leetch, Brian	NYR, TOR, BOS	48	8	28	36
Hossa, Marian	OTT, ATL, PIT, DET	49	31	28	59	Zubrus, Dainius	PHI, MTL, WSH	68	16	23	39
	CHI						BUF, NJ				
Lecavalier, Vincent	TBL	74	24	38	62	Knuble, Mike	DET, NYR, BOS, PHI	58	17	20	37
St. Louis, Martin	TBL	65	26	31	57		WSH				
Alfredsson, Daniel	OTT	55	26	31	57	Koivu, Saku	MTL, ANA	37	9	27	36
Recechi, Mark	PIT, MTL, PHI, CAR	69	17	35	52	Gomez, Scott	NJ, NYR, MTL	43	8	27	35
	ATL, TB, BOS					Whitney, Ray	SJ, CBJ, DET, CAR,	42	12	23	35
Ovechkin, Alex	WSH	43	24	27	51		PHX				
Prospal, Vaclav	PHI, OTT, TBL, ANA	59	14	32	46	Shanahan, Brendan	STL, HAR, DET	29	10	24	34
	NYR						NYR, NJ				
Kovalev, Alexei	NYR, PIT, MTL, OTT	71	18	27	45	Gagne, Simon	PHI, TBL, LAK	42	19	14	33
Elias, Patrik	NJD	51	22	23	45	Heatley, Dany	ATL, OTT, SJ, MIN	31	17	16	33
Richards, Brad	TBL, DAL, NYR	50	16	28	44	Stillman, Cory	CGY, STL, TB, CAR	35	13	19	32
Gonchar, Sergei	WSH, BOS, PIT, OTT	63	10	33	43	Sakic, Joe	COL	21	13	18	31
						Francis, Ron	PIT, CAR	47	10	20	30

ALL-TIME RECORD VS OTHER CLUBS

Team	GP-W-L-T-OTL	Team	GP-W-L-T-OTL
Anaheim.....	23-10-9-3-1	New Jersey.....	80-26-41-7-6
Boston.....	74-32-31-6-5	NY Islanders.....	81-39-27-8-7
Buffalo.....	75-28-37-4-6	NY Rangers.....	80-32-36-6-6
Calgary.....	23-9-8-3-3	Ottawa.....	75-28-40-3-4
Carolina.....	103-41-40-11-11	Philadelphia.....	80-29-39-7-5
Chicago.....	27-9-14-3-1	Phoenix.....	24-9-10-3-2
Colorado.....	29-8-15-3-3	Pittsburgh.....	76-32-31-4-9
Columbus.....	12-4-4-0-4	St. Louis.....	25-7-14-3-1
Dallas.....	25-11-11-3-0	San Jose.....	24-8-9-7-0
Detroit.....	23-4-11-5-3	Tampa Bay.....	109-57-32-10-10
Edmonton.....	22-8-8-3-3	Toronto.....	63-24-27-7-5
Los Angeles.....	24-9-11-3-1	Vancouver.....	23-6-9-6-2
Minnesota.....	13-3-7-1-2	Washington.....	108-43-49-9-7
Montreal.....	74-34-26-6-8	Winnipeg/Atlanta.....	79-31-33-5-12
Nashville.....	18-7-5-3-3		

OPPONENTS





**REGULAR
SEASON RECORDS**

PANTHERS RECORDS: 1993-2013

Season Records

SEASON	GP	W	L	T	OTL	PTS	PCT	GF	GA	DIV. FINISH	PLAYOFFS
1993-94	84	33	34	17		83	.494	233	233	5th	Did Not Qualify
1994-95	48	20	22	6		46	.479	115	127	5th	Did Not Qualify
1995-96	82	41	31	10		92	.561	254	234	3rd	Eastern Conf. Champions
1996-97	82	35	28	19		89	.543	221	201	4th	Lost Eastern Conf. Quarterfinals
1997-98	82	24	43	15		63	.384	203	256	6th	Did Not Qualify
1998-99	82	30	34	18		78	.476	210	228	2nd	Did Not Qualify
1999-00	82	43	27	6	6	98	.596	244	209	2nd	Lost Eastern Conf. Quarterfinals
2000-01	82	22	38	13	9	66	.402	200	246	3rd	Did Not Qualify
2001-02	82	22	44	10	6	60	.366	180	250	4th	Did Not Qualify
2002-03	82	24	36	13	9	70	.427	176	237	4th	Did Not Qualify
2003-04	82	28	35	15	4	75	.457	188	221	4th	Did Not Qualify
2005-06	82	37	34		11	85	.518	240	257	4th	Did Not Qualify
2006-07	82	35	31		16	86	.524	247	257	4th	Did Not Qualify
2007-08	82	38	35		9	85	.518	216	226	3rd	Did Not Qualify
2008-09	82	41	30		11	93	.567	231	223	3rd	Did Not Qualify
2009-10	82	32	37		13	77	.470	208	244	5th	Did Not Qualify
2010-11	82	30	40		12	72	.430	195	229	5th	Did Not Qualify
2011-12	82	38	26		18	94	.573	197	216	1st	Lost Eastern Conf. Quarterfinals
2012-13	48	15	27		6	36		112	171	5th	Did Not Qualify
TOTALS	1492	573	605	142	124	1412	.489	3758	4094		

Regular Season Home and Road Records

SEASON	HOME	ROAD	OVERALL
	W-L-T-OT	W-L-T-OT	W-L-T-OT
1993-94	15-18-9-0	18-16-8-0	33-34-17-0
1994-95	9-12-3-0	11-10-3-0	20-22-6-0
1995-96	25-12-4-0	16-19-6-0	41-31-10-0
1996-97	21-12-8-0	14-16-11-0	35-28-19-0
1997-98	11-24-6-0	13-19-9-0	24-43-15-0
1998-99	17-17-7-0	13-17-11-0	30-34-18-0
1999-00	26-9-4-2	17-18-2-4	43-27-6-6
2000-01	12-18-7-4	10-20-6-5	22-38-13-9
2001-02	11-23-3-4	11-21-7-2	22-44-10-6
2002-03	8-21-7-5	16-15-6-4	24-36-13-9
2003-04	16-15-7-3	12-20-8-1	28-35-15-4
2005-06	25-11-0-5	12-23-0-6	37-34-0-11
2006-07	23-12-0-6	12-19-0-10	35-31-0-16
2007-08	18-15-0-8	20-20-0-1	38-35-0-9
2008-09	22-12-0-7	19-18-0-4	41-30-0-11
2009-10	16-16-0-9	16-21-0-4	32-37-0-13
2010-11	16-17-0-8	14-23-0-4	30-40-0-12
2011-12	21-9-0-11	17-17-0-7	38-26-0-18
2012-13	8-11-0-5	7-16-0-1	15-27-0-6
TOTALS	320-284-65-77	268-348-77-53	588-632-142-130

All-Time Regular Season OT/Shootout Records

SEASON	HOME	ROAD	OVERALL
	W-L-T	W-L-T	W-L-T
1993-94	2-4-8	0-1-9	2-5-17
1994-95	0-2-3	0-1-3	0-3-6
1995-96	0-3-4	0-0-6	0-3-10
1996-97	1-1-8	2-3-11	3-4-19
1997-98	1-1-6	2-1-9	3-2-15
1998-99	1-1-7	0-1-11	1-2-18
1999-00	3-2-4	0-4-2	3-6-6
2000-01	2-4-7	0-5-6	2-9-13
2001-02	0-4-3	0-2-7	0-6-10
2002-03	2-5-7	2-4-6	4-9-13
2003-04	1-3-7	4-1-8	5-4-15
2005-06	6-5	6-6	12-11
2006-07	4-6	1-10	5-16
2007-08	3-8	6-1	9-9
2008-09	3-7	4-4	7-11
2009-10	2-9	6-4	8-13
2010-11	4-8	6-4	10-12
2011-12	4-11	3-7	7-18
2012-13	4-6	2-5	2-1
TOTALS	37-75-72	40-59-79	76-124-151

Opening Game Records

SEASON OPENER (9-7-1-2)

1993-94	Panthers 4	at Chicago 4 T
1994-95	Panthers 1	at NY Islanders 2 L
1995-96	Panthers 0	at New Jersey 4 L
1996-97	Panthers 3	at Philadelphia 1 W
1997-98	Panthers 1	at Philadelphia 3 L
1998-99	Panthers 4	vs. Tampa Bay 1 W
1999-00	Panthers 4	vs. Washington 3 W
2000-01	Panthers 3	vs. Vancouver 4 L-OT
2001-02	Panthers 2	at Philadelphia 5 L
2002-03	Panthers 3	vs. Tampa Bay 4 L-OT
2003-04	Panthers 3	vs. Carolina 1 W
2005-06	Panthers 2	vs. Washington 0 W
2006-07	Panthers 8	vs. Boston 3 W
2007-08	Panthers 2	at NY Rangers 5 L
2008-09	Panthers 4	at Carolina 6 L
2009-10 (Helsinki)	Panthers 4	at Chicago 3 W-SO
2010-11	Panthers 2	at Edmonton 3 L
2011-12	Panthers 2	at NY Islanders 0 W
2012-13	Panthers 5	vs. Carolina 1 W

HOME OPENER (10-5-2-2)

1993-94	Panthers 1	Pittsburgh 2 L
1994-95	Panthers 5	Pittsburgh 6 L
1995-96	Panthers 4	Calgary 3 W
1996-97	Panthers 1	NY Rangers 1 T
1997-98	Panthers 2	NY Islanders 2 T
1998-99	Panthers 4	Tampa Bay 1 W
1999-00	Panthers 4	Washington 3 W
2000-01	Panthers 3	Vancouver 4 L-OT
2001-02	Panthers 0	NY Islanders 3 L
2002-03	Panthers 3	Tampa Bay 4 L-OT
2003-04	Panthers 3	Carolina 1 W
2005-06	Panthers 2	Atlanta 0 W
2006-07	Panthers 8	Boston 3 W
2007-08	Panthers 1	New Jersey 4 L
2008-09	Panthers 3	Atlanta 2 W-OT
2009-10	Panthers 2	New Jersey 3 L
2010-11	Panthers 6	Tampa Bay 0 W
2011-12	Panthers 3	Tampa Bay 2 W-SO
2012-13	Panthers 5	Carolina 1 W

ROAD OPENER (5-11-2-0)

1993-94	Panthers 4	Chicago 4 T
1994-95	Panthers 1	NY Islanders 2 L
1995-96	Panthers 0	New Jersey 4 L
1996-97	Panthers 3	Philadelphia 1 W
1997-98	Panthers 1	Philadelphia 3 L
1998-99	Panthers 1	Nashville 0 W
1999-00	Panthers 2	Montreal 1 W
2000-01	Panthers 2	Boston 4 L
2001-02	Panthers 2	Philadelphia 5 L
2002-03	Panthers 5	Atlanta 4 W-OT
2003-04	Panthers 2	Carolina 2 T
2005-06	Panthers 1	Tampa Bay 2 L
2006-07	Panthers 0	Atlanta 6 L
2007-08	Panthers 2	NY Rangers 5 L
2008-09	Panthers 4	Carolina 6 L
2009-10	Panthers 2	Carolina 7 L
2010-11	Panthers 2	Edmonton 3 L
2011-12	Panthers 2	NY Islanders 0 W
2012-13	Panthers 0	Ottawa 4 L

PANTHERS RECORDS: 1993-2013

Season By Season Attendance

SEASON	TOTAL ATT.	# OF HOME DATES	AVERAGE ATT.	SELLOUTS
1993-94	561,394	41	13,693	26
1994-95	340,619	24	14,192	12
1995-96	548,926	41	13,388	15
1996-97	602,823	41	14,703	41
1997-98	602,344	41	14,691	39
(MOVED FROM MIAMI ARENA (14,703) TO BANKATLANTIC CENTER (19,250))				
1998-99	758,542	41	18,501	13
1999-00	654,760	41	15,970	1
2000-01	601,857	41	14,679	1
2001-02	659,040	41	16,074	5
2002-03	632,552	41	15,428	6
2003-04	653,380	41	15,936	4
2005-06	656,587	41	16,014	2
2006-07	630,183	41	15,370	2
2007-08	632,876	41	15,436	4
2008-09	649,333	41	15,621	2
2009-10	605,863	40	15,147	1
2010-11	643,116	41	15,685	5
2011-12	681,792	41	16,629	17
2012-13	407,896	24	16,996	11
TOTALS	11,523,933	744	15,489	207

Regular Season Team Leaders

SEASON	PLAYER	GAMES PLAYED	2012-13	Tomas Fleischmann	23
1993-94	Bill Lindsay, Gord Murphy	84			
1994-95	Tom Fitzgerald, Mike Hough, Bill Lindsay, Scott Mellanby, Rob Niedermayer	48			
1995-96	Tom Fitzgerald, Johan Garpenlov, Rob Niedermayer	82			
1996-97	Scott Mellanby, Robert Svehla	82			
1997-98	Bill Lindsay	82			
1998-99	Radek Dvorak, Kirk Muller, Rob Niedermayer	82			
1999-00	Todd Simpson, Jaroslav Spacek, Robert Svehla	82			
2000-01	Pavel Bure, Robert Svehla	82			
2001-02	Robert Svehla	82			
2002-03	Jay Bouwmeester, Ivan Majesky, Marcus Nilson	82			
2003-04	Olli Jokinen, Lyle Odelein	82			
2005-06	Jay Bouwmeester, Martin Gellinas, Olli Jokinen	82			
2006-07	Bryan Allen, Jay Bouwmeester, Martin Gellinas, Nathan Horton, Olli Jokinen, Ruslan Salei	82			
2007-08	Jay Bouwmeester, Nathan Horton, Olli Jokinen	82			
2008-09	Keith Ballard, Jay Bouwmeester	82			
2009-10	Keith Ballard, Michael Frolik, Bryan McCabe, Steven Reinprecht	82			
2010-11	Marty Reasoner, Mike Weaver, David Booth, Mike Santorelli	82			
2011-12	Brian Campbell, Tomas Fleischmann, Mike Weaver	82			
SEASON	PLAYER	GOALS	SEASON	PLAYER	POINTS
1993-94	Scott Mellanby	30	1993-94	Scott Mellanby	60
1994-95	Jesse Belanger	15	1994-95	Stu Barnes, Jesse Belanger	29
1995-96	Scott Mellanby	32	1995-96	Scott Mellanby	70
1996-97	Ray Sheppard	29	1996-97	Ray Sheppard	60
1997-98	Ray Whitney	32	1997-98	Ray Whitney	61
1998-99	Ray Whitney	26	1998-99	Ray Whitney	64
1999-00	Pavel Bure	58	1999-00	Pavel Bure	94
2000-01	Pavel Bure	59	2000-01	Pavel Bure	92
2001-02	Kristian Husellus	23	2001-02	Pavel Bure	49
2002-03	Olli Jokinen	36	2002-03	Olli Jokinen	65
2003-04	Olli Jokinen	26	2003-04	Olli Jokinen	58
2005-06	Olli Jokinen	38	2005-06	Olli Jokinen	89
2006-07	Olli Jokinen	39	2006-07	Olli Jokinen	91
2007-08	Olli Jokinen	34	2007-08	Olli Jokinen	71
2008-09	David Booth	31	2008-09	Stephen Weiss	61
2009-10	Stephen Weiss	28	2009-10	Stephen Weiss	60
2010-11	David Booth	23	2010-11	Stephen Weiss	49
2011-12	Tomas Fleischmann	27	2011-12	Tomas Fleischmann	61
2012-13	Thomas Kopecky	35	2012-13	Tomas Fleischmann	35
SEASON	PLAYER	ASSISTS	SEASON	PLAYER	PLUS/MINUS
1993-94	Jesse Belanger	33	1993-94	Brian Skrudland	+13
1994-95	Stu Barnes	19	1994-95	Paul Laus	+12
1995-96	Robert Svehla	49	1995-96	Bill Lindsay	+13
1996-97	Robert Svehla	32	1996-97	Rhett Warren	+20
1997-98	Robert Svehla	32	1997-98	Ray Whitney	+10
1998-99	Ray Whitney	38	1998-99	Jaroslav Spacek	+15
1999-00	Viktor Kozlov	53	1999-00	Pavel Bure	+25
2000-01	Pavel Bure	33	2000-01	Denis Shvidki	+6
2001-02	Pavel Bure	27	2001-02	Darren Van Impe	+3
2002-03	Viktor Kozlov	34	2002-03	Andreas Lilja	+8
2003-04	Olli Jokinen	32	2003-04	Pavel Tmka	+2
2005-06	Olli Jokinen	51	2005-06	Martin Gellinas	+27
2006-07	Olli Jokinen	52	2006-07	Jay Bouwmeester	+23
2007-08	Olli Jokinen	37	2007-08	Jassen Cullimore	+21
2008-09	Stephen Weiss	47	2008-09	Stephen Weiss	+19
2009-10	Nathan Horton	37	2009-10	Jason Garrison	+5
2010-11	Stephen Weiss	28	2010-11	Chris Higgins	+5
2011-12	Brian Campbell	4	2011-12	Jason Garrison	+6
			2012-13	Eric Selleck	+2
SEASON	PLAYER	PIM	SEASON	PLAYER	PIM
1993-94	Brent Severyn	156	1993-94	Brent Severyn	156
1994-95	Paul Laus	138	1994-95	Paul Laus	138
1995-96	Paul Laus	236	1995-96	Paul Laus	236
1996-97	Paul Laus	313	1996-97	Paul Laus	313
1997-98	Paul Laus	293	1997-98	Paul Laus	293
1998-99	Peter Worell	258	1998-99	Peter Worell	258
1999-00	Todd Simpson	202	1999-00	Todd Simpson	202
2000-01	Peter Worell	248	2000-01	Peter Worell	248
2001-02	Peter Worell	354	2001-02	Peter Worell	354
2002-03	Peter Worell	193	2002-03	Peter Worell	193
2003-04	Darcy Hordichuk	158	2003-04	Darcy Hordichuk	158
2005-06	Chris Gratton	194	2005-06	Chris Gratton	194
2006-07	Steve Montador	113	2006-07	Steve Montador	113
2007-08	Nathan Horton	85	2007-08	Nathan Horton	85

REGULAR SEASON RECORDS

PANTHERS RECORDS: 1993-2013

Regular Season Team Leaders

2008-09	Nick Boynton	91
2009-10	Bryan Allen	99
2010-11	Darcy Hordichuk	76
2011-12	Krys Barch	114
2012-13	George Parros	57

SEASON	PLAYER	POWER-PLAY GOALS
1993-94	Scott Mellanby	17
1994-95	Jesse Belanger	6
1995-96	Scott Mellanby	19
1996-97	Ray Sheppard	19
1997-98	Ray Whitney	12
1998-99	Ray Whitney	7
1999-00	Pavel Bure	11
2000-01	Pavel Bure	19
2001-02	Pavel Bure	9
2002-03	Olli Jokinen	13
2003-04	Olli Jokinen	8
2004-05	Olli Jokinen	14
2005-06	Stephen Weiss	10
2006-07	Olli Jokinen	18
2007-08	David Booth	11
2008-09	Stephen Weiss	12
2009-10	David Booth, Dennis Wideman	8
2010-11	Jason Garrison	9
2011-12	Jason Garrison	9
2012-13	Brian Campbell	6

SEASON	PLAYER	SHORT-HANDED GOALS
1993-94	Tom Fitzgerald	3
1994-95	Bill Lindsay	1
1995-96	Tom Fitzgerald	6
1996-97	Tom Fitzgerald	2
1997-98	Radek Dvorak	3
1998-99	Radek Dvorak	4
1999-00	Pavel Bure	2
2000-01	Pavel Bure	5
2001-02	Eight players	1
2002-03	Olli Jokinen	3
2003-04	Olli Jokinen	2
2004-05	Five Players	1
2005-06	Jozef Stumpel	2
2006-07	Gregory Campbell	2
2007-08	Radek Dvorak	4
2008-09	Radek Dvorak	3
2009-10	Stephen Weiss	2
2010-11	Stephen Weiss, Kris Versteeg, Sean Bergenheim	1
2011-12	Jack Skille	1
2012-13	Drew Shore, Shawn Matthias, Tomas Kopecky, Tomas Fleischmann	1

SEASON	PLAYER	GAME-WINNING GOALS
1993-94	Jody Hull	5
1994-95	Scott Mellanby	5
1995-96	Johan Garpenlov	7
1996-97	Ray Sheppard	7
1997-98	Bill Lindsay	5
1998-99	Ray Whitney	6
1999-00	Pavel Bure	14
2000-01	Pavel Bure	8
2001-02	Ivan Novoseltsev	5
2002-03	Olli Jokinen	6
2003-04	Olli Jokinen	8
2004-05	Olli Jokinen	9
2005-06	Olli Jokinen	8
2006-07	David Booth	6
2007-08	David Booth, Nathan Horton	5
2008-09	Nathan Horton, Cory Stillman	4
2009-10	Marty Reasoner	4
2010-11	Stephen Weiss	6
2011-12	Tomas Fleischmann, Brian Campbell, Dmitry Kulikov	2
2012-13	Tomas Fleischmann, Brian Campbell, Dmitry Kulikov	2

SEASON	PLAYER	SHOTS
1993-94	Scott Mellanby	204
1994-95	Scott Mellanby	130
1995-96	Scott Mellanby	225
1996-97	Ray Sheppard	226
1997-98	Scott Mellanby	188
1998-99	Viktor Kozlov	209
1999-00	Pavel Bure	360
2000-01	Pavel Bure	384
2001-02	Pavel Bure	238
2002-03	Olli Jokinen	240

2003-04	Olli Jokinen	280
2005-06	Olli Jokinen	351
2006-07	Olli Jokinen	351
2007-08	Olli Jokinen	341
2008-09	David Booth	246
2009-10	Michael Frolik	219
2010-11	David Booth	280

2011-12	Tomas Fleischmann	217
2012-13	Peter Mueller	131

SEASON	GOALTENDER	WINS
1993-94	John Vanbiesbrouck	21
1994-95	John Vanbiesbrouck	14
1995-96	John Vanbiesbrouck	26
1996-97	John Vanbiesbrouck	27
1997-98	John Vanbiesbrouck	18
1998-99	Sean Burke	21
1999-00	Mike Vernon	18
2000-01	Roberto Luongo	12
2001-02	Roberto Luongo	16
2002-03	Roberto Luongo	20
2003-04	Roberto Luongo	25
2004-05	Roberto Luongo	35
2005-06	Roberto Luongo	27
2006-07	Ed Belfour	30
2007-08	Tomas Vokoun	26
2008-09	Tomas Vokoun	23
2009-10	Tomas Vokoun	22
2010-11	Tomas Vokoun	22
2011-12	Jose Theodore	22
2012-13	Jacob Markstrom	8

SEASON	GOALTENDER	SHUTOUTS
1993-94	John Vanbiesbrouck, Mark Fitzpatrick	1
1994-95	John Vanbiesbrouck	4
1995-96	John Vanbiesbrouck	2
1996-97	John Vanbiesbrouck	2
1997-98	John Vanbiesbrouck	4
1998-99	Sean Burke	3
1999-00	Trevor Kidd, Mike Vernon	1
2000-01	Roberto Luongo	5
2001-02	Roberto Luongo	4
2002-03	Roberto Luongo	6
2003-04	Roberto Luongo	7
2004-05	Roberto Luongo	4
2005-06	Ed Belfour, Alex Auld	1
2006-07	Tomas Vokoun	4
2007-08	Tomas Vokoun	6
2008-09	Tomas Vokoun	7
2009-10	Tomas Vokoun	6
2010-11	Tomas Vokoun	3
2011-12	Jose Theodore	3
2012-13	Jacob Markstrom, Scott Clemmensen, Jose Theodore	0

SEASON	GOALTENDER	GAA (MIN. 20 GP)
1993-94	John Vanbiesbrouck	2.53
1994-95	John Vanbiesbrouck	2.47
1995-96	John Vanbiesbrouck	2.68
1996-97	John Vanbiesbrouck	2.29
1997-98	John Vanbiesbrouck	2.87
1998-99	Sean Burke	2.66
1999-00	Mikhail Shtalenkov	2.31
2000-01	Roberto Luongo	2.44
2001-02	Roberto Luongo	2.77
2002-03	Roberto Luongo	2.71
2003-04	Roberto Luongo	2.43
2004-05	Roberto Luongo	2.97
2005-06	Ed Belfour	2.77
2006-07	Tomas Vokoun	2.68
2007-08	Tomas Vokoun	2.49
2008-09	Tomas Vokoun	2.55
2009-10	Tomas Vokoun	2.55
2010-11	Tomas Vokoun	2.55
2011-12	Jose Theodore	2.46
2012-13	Scott Clemmensen	3.67

SEASON	GOALTENDER	SAVE PERCENTAGE (MIN. 20 GP)
1993-94	John Vanbiesbrouck924
1994-95	John Vanbiesbrouck914
1995-96	John Vanbiesbrouck903
1996-97	John Vanbiesbrouck919
1997-98	John Vanbiesbrouck899
1998-99	Sean Burke907
1999-00	Mike Vernon919
2000-01	Roberto Luongo920
2001-02	Roberto Luongo915
2002-03	Roberto Luongo918
2003-04	Roberto Luongo931
2004-05	Roberto Luongo914
2005-06	Ed Belfour902
2006-07	Tomas Vokoun919
2007-08	Tomas Vokoun926
2008-09	Tomas Vokoun925
2009-10	Tomas Vokoun922
2010-11	Tomas Vokoun917
2011-12	Jose Theodore901
2012-13	Jacob Markstrom901

PANTHERS RECORDS: 1993-2013

Panthers Penalty Shots

PLAYER	YEAR	DATE	OPPONENT	HOME/AWAY	GOALTENDER	RESULT
Mike Hough	1995-96	2/29/96	Washington	Home	Kolzig	No Goal
Martin Straka	1995-96	4/3/96	Ottawa	Away	Rhodes	No Goal
Rob Niedermayer	1996-97	3/13/97	Vancouver	Home	Hirsch	No Goal
Tom Fitzgerald	1997-98	1/31/98	Tampa Bay	Home	Fitzpatrick	No Goal
Pavel Bure	1998-99	2/26/99	Detroit	Away	Osgood	Goal
Ray Whitney	1998-99	3/21/99	Anaheim	Away	Hebert	Goal
Viktor Kozlov	1999-00	2/23/00	Washington	Away	Kolzig	Goal
Pavel Bure	2001-02	1/25/02	Carolina	Away	Irbe	No Goal
Pavel Bure	2001-02	2/9/02	Boston	Away	Dafoe	No Goal
Vaciev Nedorost	2003-04	12/13/03	Nashville	Away	Vokoun	No Goal
Nathan Horton	2003-04	1/8/04	Philadelphia	Away	Hackett	Goal
Gregory Campbell	2006-07	12/2/06	Atlanta	Home	Lehtonen	No Goal
Ville Pelttonen	2006-07	3/3/07	Tampa Bay	Home	Denis	Goal
Bryan Allen	2006-07	4/7/07	Carolina	Away	Grahame	No Goal
Jozef Stumpel	2007-08	10/27/07	Nashville	Away	Ellis	Goal
Kamil Kreps	2007-08	12/5/07	Ottawa	Home	Emery	No Goal
Stephen Weiss	2007-08	12/7/07	NY Islanders	Home	DiPietro	No Goal
Radek Dvorak	2007-08	12/30/07	Philadelphia	Home	Nittymaki	No Goal
Nathan Horton	2007-08	2/16/08	Carolina	Away	Grahame	Goal
Michael Frolik	2008-09	1/10/09	Atlanta	Home	Lehtonen	Goal
David Booth	2008-09	1/19/09	Buffalo	Home	Miller	Goal
Radek Dvorak	2008-09	1/29/09	Montreal	Home	Price	Goal
David Booth	2008-09	3/1/09	Washington	Away	Theodore	No Goal
Shawn Matthias	2009-10	1/26/10	Montreal	Home	Halak	Goal
David Booth	2010-11	3/19/11	NY Islanders	Home	DiPietro	No Goal
Radek Dvorak	2010-11	11/27/10	Tampa Bay	Away	Ellis	Goal
David Booth	2010-11	10/30/10	Montreal	Away	Price	Goal
Stephen Weiss	2011-12	12/20/11	Phoenix	Home	LaBarbera	No Goal
Jack Skille	2011-12	11/29/11	Carolina	Away	Ward	No Goal
Tomas Kopecky	2011-12	10/22/11	NY Islanders	Home	Nabokov	No Goal
Quinton Howden	2012-13	4/20/13	New Jersey	Away	Brodie	No Goal
Jonathan Huberdeau	2012-13	3/5/13	Winnipeg	Home	Ondrej Pavelec	Goal
Jonathan Huberdeau	2012-13	2/21/13	Philadelphia	Away	Ilya Bryzgalov	Goal

Penalty Shots vs. Panthers

PLAYER	YEAR	DATE	OPPONENT	HOME/AWAY	GOALTENDER	RESULT
Zigmund Palfy	1993-94	4/14/94	NY Islanders	Home	Vanbiesbrouck	No Goal
Dean McAmmond	1995-96	1/5/96	Edmonton	Away	Fitzpatrick	No Goal
Jaromir Jagr	1996-97	11/9/96	Pittsburgh	Home	Fitzpatrick	No Goal
Mike Sillinger	1996-97	1/14/97	Vancouver	Away	Fitzpatrick	Goal
Mario Lemieux	1996-97	4/11/97	Pittsburgh	Home	Vanbiesbrouck	Goal
Trent Klatt	1997-98	10/1/97	Philadelphia	Away	Vanbiesbrouck	No Goal
Paul Kariya	1997-98	1/21/98	Anaheim	Away	Weekes	Goal
Derek King	1997-98	2/7/98	Toronto	Away	Vanbiesbrouck	Goal
Ted Donato	1998-99	4/12/99	Ottawa	Away	McLean	No Goal
Terry Yake	1998-99	11/16/99	St. Louis	Away	Burke	No Goal
Claude Lapointe	1999-00	1/12/00	NY Islanders	Home	Vernon	No Goal
Magnus Arvedson	2002-03	1/22/03	Ottawa	Home	Hume	No Goal
Michael Peca	2003-04	11/19/03	NY Islanders	Home	Luongo	No Goal
P.J. Axelsson	2003-04	1/24/04	Boston	Away	Luongo	No Goal
Alexander Korolyuk	2003-04	2/3/04	San Jose	Away	Luongo	No Goal
Miroslav Satan	2005-06	10/10/05	NY Islanders	Away	Luongo	No Goal
Erik Cole	2005-06	11/11/05	Carolina	Home	Luongo	No Goal
Marian Hossa	2005-06	12/17/05	Atlanta	Away	Luongo	No Goal
Alex Kovalev	2005-06	12/30/05	Montreal	Away	Luongo	No Goal
Matt Pettinger	2005-06	04/15/06	Washington	Home	McLennan	No Goal
Thomas Vanek	2006-07	11/10/06	Buffalo	Away	Auld	No Goal
Vincent Lecavalier	2006-07	11/22/06	Tampa Bay	Home	Auld	No Goal
Valtteri Filppula	2007-08	12/15/07	Detroit	Away	Vokoun	Goal
Pavel Datsyuk	2007-08	12/15/07	Detroit	Away	Vokoun	No Goal
Markus Naslund	2007-08	2/1/08	Vancouver	Home	Vokoun	No Goal
Martin St. Louis	2008-09	1/14/10	Tampa Bay	Away	Vokoun	No Goal
Vincent Lecavalier	2010-11	1/21/11	Tampa Bay	Away	Vokoun	No Goal
Vincent Lecavalier	2010-11	4/8/11	Tampa Bay	Away	Clemmensen	Goal
Matt Read	2011-12	11/13/11	Philadelphia	Home	Theodore	Goal
Benoit Pouliot	2012-13	4/27/13	Tampa Bay	Away	Markstrom	No Goal
Guillaume Latendresse	2012-13	1/24/13	Ottawa	Home	Theodore	No Goal

REGULAR SEASON RECORDS

PANTHERS RECORDS: 1993-2013

Panthers Hat Tricks

YEAR	NO.	PLAYER	DATE	SCORE	GOALTENDER
1993-94		NO HAT TRICKS			
1994-95		NO HAT TRICKS			
1995-96	1	Johan Garpenlov	1/23/96	Panthers 5 at Washington 4	Carey
	2	Ray Sheppard	3/21/96	Panthers 3 vs. NY Islanders 2	Fichaud
1996-97	3	Ray Sheppard	11/26/96	Panthers 4 vs. Sabres 3	Hasek, Trefilov
	4	Ray Sheppard	12/22/96	Panthers 3 at NY Rangers 7	Richter
	5	Ray Sheppard	3/13/97	Panthers 5 vs. Vancouver 4	Hirsch
1997-98	6	Dave Gagner	10/4/97	Panthers 5 at Pittsburgh 3	Wregget
	7	Ray Sheppard	11/26/97	Panthers 10 vs. Boston 5	Dafoe, Carey
1998-99	8	Mark Parrish (4)	10/30/98	Panthers 7 at Chicago 3	Fitzpatrick, Hackett
	9	Pavel Bure	1/26/99	Panthers 3 at Philadelphia 3	Vanbiesbrouck
	10	Pavel Bure	3/3/99	Panthers 5 vs. Colorado 7	Roy
1999-00	11	Pavel Bure	12/8/99	Panthers 6 at Phoenix 1	Essensa, Esche
	12	Pavel Bure	12/17/99	Panthers 4 at Buffalo 2	Biron
	13	Pavel Bure (4)	1/1/00	Panthers 7 vs. Tampa Bay 5	Hodson
	14	Viktor Kozlov	1/5/00	Panthers 5 at Anaheim 1	Hebert, Roussel
	15	Pavel Bure	3/18/00	Panthers 4 at NY Islanders 2	Weekes
2000-01	16	Pavel Bure (4)	2/10/01	Panthers 7 at Atlanta 3	Hnilička, Rhodes
	17	Pavel Bure	2/14/01	Panthers 4 vs. Phoenix 3	Esche
	18	Pavel Bure	3/11/01	Panthers 4 at NY Islanders 1	DiPietro
	19	Pavel Bure	3/17/01	Panthers 3 vs. Toronto 5	Joseph
2001-02		NO HAT TRICKS			
2002-03		NO HAT TRICKS			
2003-04		NO HAT TRICKS			
2005-06	20	Olli Jokinen	11/25/05	Panthers 6 vs. Pittsburgh 3	Caron, Thibault
	21	Nathan Horton	12/13/05	Panthers 7 vs. Nashville 3	Finley
	22	Jonathan Sim	2/7/06	Panthers 5 at Washington 0	Kolzig
	23	Joe Nieuwendyk	4/11/06	Panthers 5 at Toronto 6	Aubin
2006-07	24	Olli Jokinen	11/16/06	Panthers 5 vs. Montreal 1	Aebischer
	25	Olli Jokinen	1/10/07	Panthers 5 vs. Pittsburgh 2	Thibault
	26	Stephen Weiss	1/13/07	Panthers 7 vs. Washington 3	Kolzig
	27	Olli Jokinen	2/27/07	Panthers 6 at Washington 5	Johnson
2007-08	28	Richard Zednik	2/5/08	Panthers 8 at Toronto 0	Raycroft, Toskala
2008-09	29	David Booth	11/9/08	Panthers 3 at Anaheim 1	Giguere
	30	David Booth	3/7/09	Panthers 5 vs. St. Louis 3	Mason
2009-10	31	Steven Reinprecht	10/30/09	Panthers 6 at Dallas 5 (SO)	Auld
	32	Stephen Weiss	12/2/09	Panthers 6 vs. Colorado 5 (SO)	Anderson
	33	Nathan Horton	12/14/09	Panthers 7 at NY Islanders 1	Roloson, Biron
	34	Radek Dvorak	1/3/10	Panthers 6 vs. Pittsburgh 2	Fleury
2010-11		NO HAT TRICKS FOR			
2011-12	35	Kris Versteeg	11/10/11	Panthers 5 at Winnipeg 2	Pavelec
2012-13	36	Tomas Kopecky	2/26/13	Panthers 6 vs Pittsburgh 4	Vokoun

PANTHERS RECORDS: 1993-2013

Hat Tricks vs. Panthers

YEAR	NO.	PLAYER	DATE	SCORE	GOALTENDER
1993-94	1	Brendan Shanahan	10/7/93	Panthers 3 at St. Louis 5	Fitzpatrick
1994-95	2	Eric Lindros	3/18/95	Panthers 3 vs. Philadelphia 4 (OT)	Vanbiesbrouck
	3	Steven Rice	3/29/95	Panthers 4 vs. Hartford 4	Vanbiesbrouck, Fitzpatrick
1995-96	4	Adam Oates (4)	12/14/95	Panthers 3 at Boston 6	Vanbiesbrouck
	5	Mario Lemieux	12/30/95	Panthers 5 at Pittsburgh 6	Vanbiesbrouck, Fitzpatrick
	6	Martin Rucinsky	1/25/96	Panthers 2 vs. Montreal 6	Vanbiesbrouck, Fitzpatrick
	7	Pat LaFontaine	2/25/96	Panthers 1 at Buffalo 6	Vanbiesbrouck
	8	Geoff Sanderson	3/2/96	Panthers 1 at Hartford 7	Vanbiesbrouck, Fitzpatrick
1996-97		NO HAT TRICKS AGAINST			
1997-98	9	Keith Tkachuk	12/1/97	Panthers 2 vs. Phoenix 3	Fitzpatrick
	10	Paul Kariya	1/21/98	Panthers 3 at Anaheim 8	Vanbiesbrouck, Weekes
	11	Eric Daze (4)	3/15/98	Panthers 4 vs. Chicago 8	Vanbiesbrouck, Weekes
	12	Mikael Renberg	3/21/98	Panthers 1 at Tampa Bay 5	Vanbiesbrouck
1998-99	13	Peter Forsberg	3/3/99	Panthers 5 vs. Colorado 7	Burke
	14	Anson Carter	4/7/99	Panthers 2 vs. Boston 5	McLean
	15	Steve Sullivan (4)	4/10/99	Panthers 1 at Toronto 9	Burke, McLean
1999-00	16	Nik Antropov	12/20/99	Panthers 4 vs. Toronto 6	Shtalenkov
	17	Mariusz Czerkawski	4/9/00	Panthers 2 at NY Islanders 3	Kidd
	18	Marian Hossa	11/18/00	Panthers 2 at Ottawa 5	Kidd, Luongo
	19	Scott Thornton	3/7/01	Panthers 3 vs. San Jose 3	Luongo
	20	Deron Quint	3/9/01	Panthers 6 vs. Columbus 7 (OT)	Kidd
2000-01		NO HAT TRICKS AGAINST			
2001-02	21	J.P. Dumont	11/12/01	Panthers 3 vs. Buffalo 5	Luongo
	22	Pascal Rheume (4)	1/19/02	Panthers 1 vs. Atlanta 6	Luongo, Kidd
	23	Yanic Perreault	1/21/02	Panthers 7 vs. Montreal 5	Luongo
2002-03	24	Shawn McEachern	10/12/02	Panthers 5 at Atlanta 4 (OT)	Luongo, Hume
	25	Jaromir Jagr	1/11/03	Panthers 2 at Washington 12	Luongo, Hume
2003-04	26	Alyn McCauley	11/1/03	Panthers 2 vs. San Jose 6	Shields
	27	Alex Tanguay	1/21/04	Panthers 5 vs. Colorado 6	Luongo
2005-06	28	Brandon Bochenski	12/5/05	Panthers 3 vs. Ottawa 6	Luongo, McLennan
	29	Chris Clark	3/18/06	Panthers 4 at Washington 3	Luongo
	30	Mats Sundin	4/11/06	Panthers 5 at Toronto 6	McLennan
2006-07	31	Ilya Kovalchuk	10/24/06	Panthers 3 vs. Atlanta 6	Auld
	32	Dany Heatley	11/24/06	Panthers 4 vs. Ottawa 6	Bellour
2007-08		NO HAT-TRICKS AGAINST			
2008-09	33	Maxim Lapiere	12/29/08	Panthers 2 vs. Montreal 5	Anderson
	34	Mike Ribeiro	1/21/09	Panthers 1 vs. Dallas 4	Vokoun
	35	Alexander Ovechkin	2/15/09	Panthers 2 vs. Washington 4	Vokoun
2009-10		NO HAT TRICKS AGAINST			
2010-11		NO HAT TRICKS AGAINST			
2011-12	36	Brad Marchand	12/23/11	Panthers 0 at Boston 8	Theodore, Clemmensen
	37	Martin St. Louis	2/4/12	Panthers 3 at Tampa Bay 6	Clemmensen
2012-13	38	Matt Read	1/26/13	Panthers 1 vs Philadelphia 7	Theodore, Clemmensen
	39	Alex Ovechkin	4/6/13	Panthers 3 vs Washington 4	Markstrom

PANTHERS RECORDS: 1993-2013

Panthers Shutouts

YEAR	NO.	DATE	OPPONENT	SCORE	GOALTENDER
1993-94	1	10/9/93	at Tampa Bay	2-0	John Vanbiesbrouck
	2	2/6/94	vs. Boston	3-0	Mark Fitzpatrick
	3	2/9/95	at Philadelphia	3-0	John Vanbiesbrouck
1994-95	4	2/15/95	vs. Ottawa	2-0	Mark Fitzpatrick
	5	2/28/95	at NY Rangers	0-0	John Vanbiesbrouck
	6	3/11/95	at Boston	2-0	John Vanbiesbrouck
1995-96	7	3/26/95	vs. Pittsburgh	2-0	John Vanbiesbrouck
	8	4/20/95	vs. New Jersey	1-0	Mark Fitzpatrick
	9	10/21/95	vs. Hartford	3-0	John Vanbiesbrouck
1996-97	10	3/17/96	vs. New Jersey	3-0	John Vanbiesbrouck
	11	10/12/96	vs. Hartford	6-0	John Vanbiesbrouck
	12	1/4/97	at Los Angeles	5-0	John Vanbiesbrouck
1997-98	13	11/15/97	at NY Islanders	1-0	Mark Fitzpatrick
	14	12/18/97	at Washington	4-0	John Vanbiesbrouck
	15	1/27/98	vs. Carolina	3-0	John Vanbiesbrouck
1998-99	16	1/31/98	vs. Tampa Bay	2-0	John Vanbiesbrouck
	17	3/29/98	at Chicago	4-0	John Vanbiesbrouck
	18	10/10/98	at Nashville	1-0	Kirk McLean
1999-00	19	1/16/99	vs. NY Islanders	1-0	Sean Burke
	20	2/18/99	at St. Louis	0-0	Sean Burke
	21	3/13/99	vs. Tampa Bay	1-0	Sean Burke
2000-01	22	4/12/99	at Ottawa	2-0	Kirk McLean
	23	11/27/99	vs. Atlanta	3-0	Trevor Kidd
	24	2/16/00	vs. NY Rangers	3-0	Mike Vernon
2001-02	25	10/22/00	at Minnesota	0-0	Roberto Luongo
	26	11/17/00	at Columbus	3-0	Trevor Kidd
	27	12/29/00	vs. Boston	3-0	Roberto Luongo
2002-03	28	1/15/01	vs. Dallas	2-0	Roberto Luongo
	29	2/19/01	vs. St. Louis	3-0	Roberto Luongo
	30	4/7/01	vs. NY Rangers	3-0	Roberto Luongo
2003-04	31	10/7/01	at Tampa Bay	5-0	Roberto Luongo
	32	11/7/01	vs. Pittsburgh	2-0	Roberto Luongo
	33	11/16/01	at Buffalo	2-0	Trevor Kidd
2004-05	34	11/21/01	vs. Anaheim	6-0	Roberto Luongo
	35	12/5/01	vs. Columbus	2-0	Roberto Luongo
	36	11/9/02	vs. Calgary	3-0	Jani Hurme
2005-06	37	12/6/02	at Carolina	2-0	Roberto Luongo
	38	12/20/02	at Buffalo	3-0	Roberto Luongo
	39	1/15/03	vs. Boston	3-0	Roberto Luongo
2006-07	40	1/18/03	vs. Pittsburgh	3-0	Roberto Luongo
	41	2/6/03	at Pittsburgh	6-0	Roberto Luongo
	42	2/18/03	at Montreal	3-0	Roberto Luongo
2007-08	43	11/11/03	vs. Tampa Bay	4-0	Roberto Luongo
	44	12/19/03	vs. Dallas	1-0	Roberto Luongo
	45	1/3/04	vs. Columbus	1-0	Roberto Luongo
2008-09	46	2/20/04	at Pittsburgh	2-0	Roberto Luongo
	47	2/23/04	at Boston	2-0	Roberto Luongo
	48	2/25/04	vs. Toronto	4-0	Roberto Luongo
2009-10	49	3/2/04	at Washington	1-0	Roberto Luongo
	50	10/5/05	vs. Atlanta	2-0	Roberto Luongo
	51	10/7/05	vs. Tampa Bay	2-0	Roberto Luongo
2010-11	52	1/27/06	vs. New Jersey	4-0	Roberto Luongo
	53	2/7/06	at Washington	5-0	Roberto Luongo
	54	11/28/06	at Montreal	0-1 SOL	Alex Auld
2011-12	55	2/13/07	at Montreal	1-0	Ed Belfour
	56	10/11/07	vs. New Jersey	3-0	Tomas Vokoun
	57	12/7/07	vs. NY Islanders	3-0	Tomas Vokoun
2012-13	58	12/13/07	at St. Louis	1-0	Tomas Vokoun
	59	2/5/08	at Toronto	8-0	Tomas Vokoun
	60	3/2/08	at NY Islanders	1-0	Craig Anderson
2013-14	61	3/4/08	at Boston	1-0	Craig Anderson
	62	10/18/08	vs. NY Islanders	2-0	Tomas Vokoun
	63	11/12/08	vs. Tampa Bay	4-0	Craig Anderson
2014-15	64	11/30/08	at NY Rangers	4-0	Craig Anderson
	65	12/11/08	at Edmonton	2-0	Craig Anderson
	66	12/21/08	vs. Colorado	3-0	Tomas Vokoun
2015-16	67	12/23/08	vs. Nashville	3-0	Tomas Vokoun
	68	2/12/09	at Carolina	5-0	Tomas Vokoun
	69	2/17/09	vs. New Jersey	4-0	Tomas Vokoun
2016-17	70	2/21/09	vs. Boston	2-0	Tomas Vokoun
	71	10/31/09	at St. Louis	4-0	Tomas Vokoun
	72	11/4/09	vs. Carolina	3-0	Tomas Vokoun
2017-18	73	11/12/09	at Boston	1-0 SOW	Tomas Vokoun
	74	1/9/10	at Ottawa	3-0	Tomas Vokoun
	75	1/18/10	vs. Atlanta	1-0	Tomas Vokoun
2018-19	76	1/23/10	vs. Toronto	2-0	Tomas Vokoun

PANTHERS RECORDS: 1993-2013

Panthers Shutouts (continued)

2010-11	77	1/31/10	vs. NY Islanders	2-0	Tomas Vokoun
	78	4/1/10	at Boston	1-0	Scott Clemmensen
	79	10/14/10	at Calgary	3-0	Tomas Vokoun
	80	10/16/10	vs. Tampa Bay	6-0	Tomas Vokoun
	81	12/9/10	at Washington	3-0	Tomas Vokoun
	82	12/20/10	at Philadelphia	5-0	Tomas Vokoun
2011-12	83	1/2/11	vs. NY Rangers	3-0	Tomas Vokoun
	84	3/17/11	vs. Toronto	4-0	Scott Clemmensen
	85	4/9/11	vs. Washington	1-0	Tomas Vokoun
	86	10/8/11	at NY Islanders	2-0	Jose Theodore
	87	11/15/11	at Dallas	6-0	Scott Clemmensen
	88	12/8/11	at Boston	2-0	Jose Theodore
2012-13	89	3/11/12	vs. Carolina	2-0	Jose Theodore
					No Shutouts

PANTHERS RECORDS: 1993-2013

Shutouts vs. Panthers

YEAR	NO.	DATE	OPPONENT	SCORE	GOALTENDER
1993-94	1	11/27/93	at Hartford	4-0	Jeff Reese
1994-95	2	2/28/95	at NY Rangers	0-0	Mike Richter
	3	3/24/95	at Buffalo	3-0	Dominik Hasek
	4	4/5/95	vs. NY Rangers	5-0	Mike Richter
	5	4/14/95	at Washington	3-0	Jim Carey
	6	4/26/95	at Buffalo	5-0	Dominik Hasek
1995-96	7	10/7/95	at New Jersey	4-0	Martin Brodeur
	8	1/6/96	at Calgary	2-0	Rick Tabaracci
	9	2/24/96	vs. NY Rangers	4-0	Glenn Healy
	10	3/5/96	at St. Louis	2-0	Grant Fuhr
	11	3/27/96	at NY Rangers	3-0	Mike Richter
1996-97	12	12/3/96	at New Jersey	2-0	Martin Brodeur
	13	1/1/97	vs. Anaheim	3-0	Guy Hebert
	14	1/15/97	at Edmonton	4-0	Curtis Joseph
	15	2/15/97	at NY Islanders	1-0	Tommy Salo
	16	3/1/97	at Tampa Bay	2-0	Rick Tabaracci
	17	3/5/97	vs. Phoenix	3-0	Nikolai Khabibulin
1997-98	18	10/16/97	at Dallas	4-0	Ed Belfour
	19	10/22/97	at Montreal	3-0	Jocelyn Thibault
	20	12/20/97	at Philadelphia	2-0	Garth Snow
	21	3/13/98	vs. Edmonton	4-0	Curtis Joseph
1998-99	22	10/23/98	vs. Vancouver	5-0	Garth Snow
	23	11/14/98	at Pittsburgh	4-0	Tom Barrasso
	24	11/26/98	vs. Boston	1-0	Byron Dafee
	25	12/23/98	vs. Washington	4-0	Olaf Kolzig
	26	1/18/99	vs. Buffalo	4-0	Dominik Hasek
	27	2/5/99	at Pittsburgh	3-0	Tom Barrasso
	28	2/13/99	at Montreal	4-0	Jeff Hackett
	29	2/18/99	at St. Louis	0-0	Jamie McLennan
	30	3/9/99	at Boston	2-0	Byron Dafee
	31	4/5/99	vs. Washington	3-0	Olaf Kolzig
1999-00	32	10/24/99	at Philadelphia	2-0	John Vanbiesbrouck
	33	10/30/99	at Ottawa	5-0	Ron Tugnutt
	34	11/18/99	at St. Louis	3-0	Roman Turek
2000-01	35	10/22/00	at Minnesota	0-0	Jamie McLennan
	36	11/1/00	vs. NY Islanders	3-0	Wade Flaherty
	37	12/22/00	vs. New Jersey	2-0	Martin Brodeur
	38	1/17/01	at Chicago	5-0	Jocelyn Thibault
	39	1/19/01	at Buffalo	1-0	Dominik Hasek
	40	4/5/01	at Washington	3-0	Olaf Kolzig

REGULAR SEASON RECORDS

PANTHERS RECORDS: 1993-2013

Shutouts vs. Panthers (continued)

2001-02	41	10/6/01	vs. NY Islanders	3-0	Chris Osgood
	42	10/10/01	vs. Ottawa	2-0	Jani Hurme
	43	11/17/01	at Montreal	1-0	Jose Theodore
	44	11/29/01	at Minnesota	6-0	Dwayne Roloson
	45	12/22/01	vs. St. Louis	2-0	Brent Johnson
	46	1/5/02	at San Jose	6-0	Miikka Kiprusoff
	47	1/12/02	vs. Washington	1-0	Olaf Kolzig
	48	1/16/02	vs. Chicago	3-0	Jocelyn Thibault
	49	2/12/02	at Nashville	1-0	Mike Dunham
	50	3/17/02	at Ottawa	2-0	Patrick Lalime
2002-03	51	12/7/02	vs. Edmonton	4-0	Jussi Markkanen
	52	12/27/02	vs. Dallas	4-0	Ron Tugnutt
	53	2/5/03	vs. Toronto	6-0	Ed Belfour
	54	3/8/03	vs. Buffalo	4-0	Mika Noronen
	55	3/12/03	vs. Montreal	4-0	Jose Theodore
	56	4/1/03	at Washington	3-0	Olaf Kolzig
2003-04	57	11/8/03	at St. Louis	2-0	Chris Osgood
	58	12/3/03	vs. Ottawa	4-0	Martin Prusek
	59	2/3/04	at San Jose	3-0	Evgeni Nabokov
	60	3/9/04	at Toronto	5-0	Ed Belfour
	61	3/27/04	vs. Atlanta	3-0	Kari Lehtonen
2005-06	62	10/17/05	at NY Rangers	4-0	Henrik Lundqvist
	63	11/5/05	at Carolina	2-0	Martin Gerber
	64	11/1/05	vs. Carolina	1-0	Martin Gerber
	65	1/3/06	at New Jersey	3-0	Martin Brodeur
	66	1/7/06	at NY Rangers	4-0	Henrik Lundqvist
	67	1/21/06	at Anaheim	1-0	Jean Sebastian Giguere
	68	3/2/06	vs. Montreal	1-0	Cristobal Huet
	69	3/15/06	vs. Philadelphia	4-0	Robert Esche
2006-07	70	10/7/06	at Atlanta	6-0	Kari Lehtonen
	71	10/26/06	at New Jersey	2-0	Martin Brodeur
	72	11/25/06	at Atlanta	1-0	Kari Lehtonen
	73	11/28/06	at Montreal	1-0	Cristobal Huet
	74	11/30/06	at Ottawa	6-0	Ray Emery
	75	1/30/07	at Pittsburgh	3-0	Marc-Andre Fleury
	76	2/3/07	vs. Los Angeles	7-0	Sean Burke
	77	2/14/07	at Ottawa	4-0	Martin Gerber
	78	4/3/07	at Washington	1-0	Olaf Kolzig
2007-08	79	12/30/07	vs. Philadelphia	1-0	Antero Nittymaki
	80	1/5/08	at Pittsburgh	3-0	Ty Conklin
	81	1/30/08	vs. Buffalo	1-0	Ryan Miller
	82	2/24/08	at NY Rangers	5-0	Henrik Lundqvist
	83	3/29/08	vs. Washington	3-0	Cristobal Huet
2008-09	84	10/25/08	at St. Louis	4-0	Ben Bishop
	85	12/6/08	vs. Boston	4-0	Manny Fernandez
	86	3/17/09	vs. Washington	3-0	Jose Theodore
	86	2/19/09	vs. Chicago	4-0	Cristobal Huet
2009-10	87	10/3/09	vs. Chicago	4-0	Anri Niemi
	88	11/12/09	at Boston	0-1 SOW	Tim Thomas
	89	12/9/09	at Columbus	3-0	Steve Mason
	90	1/7/10	at Montreal	2-0	Jaroslav Halak
	91	1/20/10	at New Jersey	2-0	Martin Brodeur
	92	2/1/10	vs. Anaheim	3-0	Jonas Hiller
	93	2/11/10	vs. Vancouver	3-0	Roberto Luongo
	94	3/11/10	at Colorado	3-0	Craig Anderson
2010-11	95	11/18/10	at Boston	4-0	Tuukka Rask
	96	11/26/10	vs. NY Rangers	3-0	Henrik Lundqvist
	97	12/11/10	at Nashville	3-0	Anders Lindback
	98	3/3/11	vs. Montreal	4-0	Carey Price
	99	3/22/11	at NY Rangers	1-0	Henrik Lundqvist
2011-12	100	3/23/11	at Chicago	4-0	Corey Crawford
	101	10/18/11	at Washington	3-0	Tomas Vokoun
	102	10/20/11	vs. Buffalo	3-0	Ryan Miller
	103	12/23/11	at Boston	8-0	Tuukka Rask
	104	2/7/12	at Washington	4-0	Tomas Vokoun
	105	2/19/12	at Anaheim	2-0	Jonas Hiller
	106	3/1/12	at Winnipeg	7-0	Ondrej Pavelec
	107	3/8/12	at Philadelphia	5-0	Ilya Bryzgalov
2012-13	108	1/21/13	at Ottawa	4-0	Craig Anderson
	109	2/9/13	at Washington	5-0	Braden Holtby
	110	2/14/13	vs. Ottawa	1-0 OTL	Carey Price
	111	2/18/13	vs. Toronto	3-0	Ben Scrivens
	112	3/24/13	at NY Islanders	3-0	Evgeni Nabokov
	113	4/21/13	at Boston	3-0	Tuukka Rask
	114	4/25/13	vs. Toronto	4-0	James Reimer

PANTHERS RECORDS: 1993-2013

Panthers Overtime Games

1993-94

DATE	OPPONENT	RESULT	OT-WINNER
10/6	at Chicago	4-4 Tie	
10/17	vs. Tampa Bay	3-3 Tie	
10/19	vs. Los Angeles	2-2 Tie	
10/21	vs. Toronto	4-3 Loss	Pearson (2:17)
10/30	vs. Tampa Bay	2-1 Win	Lowry (4:56)
11/23	vs. Hartford	2-1 Loss	Kron (3:55)
12/2	vs. Buffalo	2-1 Win	Belanger (:23)
12/12	at Dallas	4-4 Tie	
12/15	vs. Montreal	3-3 Tie	
12/19	vs. Boston	2-1 Loss	
12/28	at Washington	3-3 Tie	Juneau (1:55)
1/8	at Boston	2-2 Tie	
1/13	at Pittsburgh	2-2 Tie	
1/26	at Tampa Bay	1-1 Tie	
1/28	vs. San Jose	3-3 Tie	
2/10	at Philadelphia	4-3 Loss	Lindros (:50)
2/20	vs. Detroit	4-3 Loss	Fedorov (4:26)
3/18	vs. Edmonton	4-4 Tie	
3/21	vs. New Jersey	3-3 Tie	
3/23	vs. Toronto @ Ham.	1-1 Tie	

1994-95

DATE	OPPONENT	RESULT	OT-WINNER
2/2	vs. Montreal	1-1 Tie	
2/28	at NY Rangers	0-0 Tie	
3/2	at Philadelphia	2-2 Tie	
3/14	vs. Buffalo	2-1 Loss	Khmylev (:54)
3/18	vs. Philadelphia	4-3 Loss	Lindros (2:13)
3/20	at Quebec	5-4 Loss	Nolan (2:33)
3/29	vs. Hartford	4-4 Tie	
4/8	at NY Islanders	2-2 Tie	
4/30	vs. Washington	2-2 Tie	

1995-96

DATE	OPPONENT	RESULT	OT-WINNER
10/31	vs. NY Islanders	5-4 Loss	Sweeney (3:56)
11/16	vs. Vancouver	2-2 Tie	
11/29	vs. Philadelphia	2-1 Loss	Haller (4:30)
12/7	vs. Anaheim	3-3 Tie	
1/10	at Colorado	4-4 Tie	
1/12	at Dallas	6-6 Tie	
1/22	at Philadelphia	1-1 Tie	
2/1	at Boston	2-2 Tie	
2/11	vs. St. Louis	2-2 Tie	
2/16	vs. Colorado	3-2 Loss	Keane (:55)
2/29	vs. Washington	2-2 Tie	
3/13	at NY Rangers	3-3 Tie	
4/12	at NY Islanders	1-1 Tie	

1996-97

DATE	OPPONENT	RESULT	OT-WINNER
10/8	vs. NY Rangers	1-1 Tie	
10/16	at San Jose	3-3 Tie	
10/20	at Phoenix	1-1 Tie	
10/29	at NY Rangers	1-1 Tie	
11/11	at Buffalo	3-2 Loss	Audette (4:01)
11/15	vs. NY Islanders	3-3 Tie	
11/22	at Dallas	2-1 Win	Hull (4:55)
11/29	vs. Hartford	1-1 Tie	
12/8	vs. Dallas	1-1 Tie	
12/23	at NY Islanders	4-3 Win	Sheppard (1:46)
12/26	at Tampa Bay	3-3 Tie	
12/28	at Washington	1-1 Tie	
1/14	at Vancouver	4-4 Tie	
1/22	at Hartford	2-1 Loss	Kron (4:46)
2/3	at Montreal	2-2 Tie	
2/6	at Buffalo	1-1 Tie	
2/7	at New Jersey	2-2 Tie	
2/15	at NY Islanders	1-0 Loss	Lapointe (2:46)
2/20	vs. New Jersey	2-2 Tie	
2/22	vs. Philadelphia	4-3 Loss	Lindros (4:03)
2/25	vs. San Jose	2-2 Tie	
2/27	vs. St. Louis	3-2 Win	Niedermayer (3:50)
3/15	vs. Toronto	3-3 Tie	
3/20	at Ottawa	2-2 Tie	
3/29	vs. Tampa Bay	1-1 Tie	
4/6	at Washington	3-3 Tie	

1997-98

DATE	OPPONENT	RESULT	OT-WINNER
10/13	vs. NY Islanders	2-2 Tie	
10/23	at Ottawa	2-2 Tie	

10/28	vs. Los Angeles	2-2 Tie	
11/1	vs. Buffalo	4-3 Loss	Ward (1:14)
11/12	vs. NY Islanders	2-2 Tie	
11/22	at New Jersey	2-1 Win	Jovanovski (4:08)
11/30	at NY Rangers	1-1 Tie	
12/5	at Washington	3-2 Loss	Toms (3:32)
12/30	vs. San Jose	2-2 Tie	
1/1	vs. New Jersey	2-1 Win	Niedermayer (1:53)
1/2	at Tampa Bay	2-2 Tie	
1/4	vs. Anaheim	3-3 Tie	
1/9	at Calgary	3-3 Tie	
1/10	at Vancouver	2-2 Tie	
1/24	at San Jose	1-1 Tie	
2/3	vs. Detroit	1-1 Tie	
3/28	at Boston	3-2 Win	Lindsay (3:14)
4/11	at Pittsburgh	3-3 Tie	
4/12	at New Jersey	5-5 Tie	
4/18	at Tampa Bay	2-2 Tie	

1998-99

DATE	OPPONENT	RESULT	OT-WINNER
10/16	at Buffalo	2-2 Tie	
10/21	vs. Los Angeles	1-1 Tie	
10/24	at Washington	2-2 Tie	
11/19	at Boston	5-5 Tie	
11/21	at New Jersey	3-3 Tie	
11/22	vs. Philadelphia	2-1 Loss	Jones (:26)
12/1	at NY Rangers	5-4 Loss	Graves (2:10)
12/5	vs. Carolina	3-3 Tie	
1/1	vs. Carolina	3-3 Tie	
1/5	at Phoenix	2-2 Tie	
1/6	at Colorado	2-2 Tie	
1/8	at Vancouver	1-1 Tie	
1/13	vs. Toronto	3-3 Tie	
1/26	at Philadelphia	3-3 Tie	
2/6	at Carolina	3-3 Tie	
2/15	vs. San Jose	2-2 Tie	
2/18	at St. Louis	0-0 Tie	
2/26	at Detroit	5-5 Tie	
3/6	vs. Carolina	2-2 Tie	
3/28	vs. New Jersey	2-2 Tie	
4/14	vs. Montreal	3-2 Win	Nilson (4:05)

1999-00

DATE	OPPONENT	RESULT	OT-WINNER
10/9	vs. Detroit	2-2 Tie	
10/16	vs. Anaheim	3-2 Win	Spacek (1:26)
10/22	vs. Calgary	3-2 Loss	Morris (:20)
10/29	at Buffalo	3-2 Loss	Sanderson (4:54)
11/3	at Edmonton	2-2 Tie	
11/20	vs. Pittsburgh	2-1 Win	Wilson (2:57)
12/22	vs. Atlanta	3-3 Tie	
12/26	at Carolina	4-3 Loss	Pratt (:27)
1/21	at Atlanta	3-3 Tie	
1/22	vs. Boston	4-3 Win	Bure (1:31)
2/23	at Washington	3-2 Loss	Simon (:55)
2/26	vs. Carolina	2-1 Loss	O'Neill (2:28)
3/4	vs. St. Louis	1-1 Tie	
4/1	vs. Tampa Bay	3-3 Tie	
4/8	at New Jersey	2-1 Loss	Arnott (:47)

2000-01

DATE	OPPONENT	RESULT	OT-WINNER
10/6	vs. Vancouver	4-3 Loss	Jovanovski (2:20)
10/13	vs. Carolina	2-2 Tie	
10/18	at Phoenix	2-1 Loss	Juneau (1:15)
10/22	at Minnesota	0-0 Tie	
10/27	at Nashville	3-3 Tie	
10/30	at New Jersey	6-5 Loss	Hollik (1:55)
11/10	vs. Calgary	3-3 Tie	
11/25	vs. Tampa Bay	2-1 Win	Bure (2:47)
11/29	vs. Carolina	2-1 Loss	Battaglia (1:41)
12/4	at Toronto	4-4 Tie	
12/8	at Atlanta	4-3 Loss	Ferraro (:22)
12/13	at Detroit	3-3 Tie	
12/20	vs. Pittsburgh	2-2 Tie	
1/3	at Anaheim	3-2 Loss	Tenkrat (4:01)
1/12	vs. Carolina	2-2 Tie	
1/26	vs. Ottawa	5-4 Loss	Hossa (2:54)

REGULAR SEASON RECORDS

PANTHERS RECORDS: 1993-2013

Panthers Overtime Games

2000-01 (continued)

DATE	OPPONENT	RESULT	OT-WINNER
1/27	vs. Tampa Bay	2-1 Win	Bure (:59)
2/21	at Pittsburgh	3-2 Loss	Lemieux (2:10)
3/3	at Atlanta	2-2 Tie	
3/7	vs. San Jose	3-3 Tie	
3/9	vs. Columbus	7-6 Loss	Kron (:43)
3/14	vs. Edmonton	2-2 Tie	
3/20	at Montreal	3-3 Tie	
3/28	vs. Montreal	2-2 Tie	

2001-02

DATE	OPPONENT	RESULT	OT-WINNER
10/16	at Vancouver	2-2 Tie	
10/24	vs. Washington	4-3 Loss	Bondra (:45)
10/28	at Pittsburgh	2-2 Tie	
11/10	vs. Philadelphia	3-2 Loss	LeClair (4:17)
11/17	at Montreal	1-0 Loss	Dykhuys (3:55)
12/26	at Atlanta	3-3 Tie	
1/25	at Carolina	1-1 Tie	
2/4	vs. NY Islanders	6-6 Tie	
2/27	vs. Detroit	3-2 Loss	Hull (4:11)
3/5	at Pittsburgh	6-5 Loss	Kovalev (3:23)
3/9	vs. Nashville	2-2 Tie	
3/13	vs. Calgary	2-2 Tie	
4/6	at Toronto	2-2 Tie	
4/8	at Philadelphia	4-4 Tie	
4/10	at Atlanta	4-4 Tie	
4/14	vs. Tampa Bay	3-2 Loss	Lecavalier (:17)

2002-03

DATE	OPPONENT	RESULT	OT-WINNER
10/10	vs. Tampa Bay	4-3 Loss	Prosper (3:34)
10/12	at Atlanta	5-4 Win	Jokinen (4:49)
10/26	vs. Washington	1-1 Tie	
10/30	at Dallas	3-2 Win	V. Bure (3:21)
11/6	vs. Pittsburgh	4-3 Win	V. Bure (2:19)
11/7	at Washington	2-1 Loss	Jagr (3:56)
11/11	vs. Chicago	2-2 Tie	
11/13	at Philadelphia	2-2 Tie	
11/14	at Ottawa	3-2 Loss	White (3:00)
11/19	at Atlanta	4-3 Loss	McEachern (3:23)
11/20	vs. NY Islanders	3-3 Tie	
11/22	at Phoenix	3-3 Tie	
11/24	at Anaheim	4-4 Tie	
12/13	vs. NY Islanders	3-3 Tie	
12/18	vs. Toronto	2-2 Tie	
12/21	at Boston	3-3 Tie	
12/23	vs. Nashville	3-2 Loss	Legwand (:48)
12/28	vs. NY Rangers	2-1 Loss	Kasparaitis (:56)
12/30	at NY Islanders	2-1 Loss	Hamrik (4:03)
1/8	vs. Detroit	2-1 Loss	Hull (1:34)
1/25	vs. Carolina	3-2 Win	Weiss (3:40)
1/30	at Detroit	2-2 Tie	
2/8	vs. Tampa Bay	4-4 Tie	
2/14	vs. Boston	6-5 Loss	Rolston (:27)
2/24	vs. Buffalo	2-2 Tie	
3/29	at Tampa Bay	1-1 Tie	

2003-04

DATE	OPPONENT	RESULT	OT-WINNER
10/11	vs. Boston	1-1 Tie	
10/13	at Carolina	2-2 Tie	
11/22	at Washington	3-2 Win	Weiss (1:43)
11/26	vs. NY Rangers	3-3 Tie	
11/29	at Montreal	1-1 Tie	
12/6	vs. Atlanta	4-3 Loss	Kozlov (2:57)
12/10	vs. Boston	1-1 Tie	
12/13	at Nashville	2-2 Tie	
12/17	vs. Washington	2-2 Tie	
12/22	at Ottawa	3-2 Loss	White (1:34)
12/29	vs. Toronto	4-4 Tie	
12/31	at Tampa Bay	2-2 Tie	
1/8	at Philadelphia	4-3 Win	V. Bure (2:56)
1/11	at Vancouver	2-2 Tie	
1/19	vs. St. Louis	2-1 Loss	Demitra (:48)
1/28	vs. Philadelphia	3-3 Tie	
2/4	at Phoenix	5-4 Win	Jokinen (3:22)
2/18	at Buffalo	1-1 Tie	

2003-04 (continued)

DATE	OPPONENT	RESULT	OT-WINNER
2/21	at Washington	2-2 Tie	
2/29	at Chicago	2-2 Tie	
3/11	at Montreal	3-2 Win	Jokinen (1:29)
3/13	vs. NY Rangers	3-2 Win	Jokinen (2:54)
3/23	vs. New Jersey	4-3 Loss	Niedermayer (3:55)
4/4	vs. Carolina	6-6 Tie	

2005-06

DATE	OPPONENT	RESULT	OT-WINNER
10/25/05at	Pittsburgh	4-3 Win	Weiss (:53)
10/27/05at	Philadelphia	5-4 Loss	Pitkanen (1:13)
11/1/05	at Montreal	5-4 Loss	Ryder (3:19)
11/9/05	vs. NY Rangers	4-3 SO Loss	Prucha (SO)
11/15/05	at Montreal	4-3 Loss	Koivu (4:56)
12/3/05	vs. Chicago	4-3 Win	Jokinen (3:57)
12/15/05	vs. Detroit	3-2 Win	Jokinen (1:36)
12/26/05	vs. Philadelphia	3-2 SO Loss	Hanzdus (SO)
1/4/06	at NY Islanders	4-3 Loss	Parrish (2:15)
1/8/06	at Washington	4-3 SO Win	Nieuwendyk (SO)
1/14/06	vs. Columbus	5-4 Loss	Vyborny (4:48)
1/24/06	at Tampa Bay	3-2 Win	Jokinen (3:15)
1/25/06	vs. Carolina	4-3 SO Loss	Cole (SO)
3/6/06	at Atlanta	4-3 SO Loss	Kozlov (SO)
3/11/06	vs. Carolina	4-3 Win	Kwiatkowski (1:14)
3/18/06	at Washington	4-3 SO Win	Nieuwendyk (SO)
3/20/06	vs. Tampa Bay	6-5 Win	Jokinen (3:16)
3/24/06	vs. NY Rangers	3-2 SO Win	Jokinen (SO)
3/27/06	at Boston	4-3 SO Win	Jokinen (SO)
4/11/06	at Toronto	6-5 Loss	Kaberle (4:49)
4/13/06	at Ottawa	5-4 Win	Nieuwendyk (3:30)
4/15/06	vs. Washington	2-1 SO Loss	Pettinger (SO)
4/18/06	at Atlanta	2-1 Win	Van Ryn (1:34)

2006-07

DATE	OPPONENT	RESULT	OT-WINNER
10/9/06	at Toronto	2-1 SO Loss	Tucker (SO)
10/29/06at	NY Islanders	4-3 SO Loss	Hilbert (SO)
11/8/06	vs. NY Rangers	4-3 SO Loss	Nilander (SO)
11/10/06at	Buffalo	5-4 Loss	Vanek (:19)
11/28/06at	Montreal	1-0 SO Loss	Koivu (SO)
12/9/06	at NY Islanders	5-4 SO Loss	Satan (SO)
12/23/06	vs. Carolina	3-2 Loss	Cole (1:59)
1/4/07	at Calgary	5-4 Loss	Giordano (4:30)
1/7/07	at Vancouver	4-3 SO Loss	Green (SO)
1/16/07	vs. Carolina	3-2 Loss	Williams (1:47)
2/6/07	at Colorado	5-4 Loss	Sakic (:25)
2/17/07	vs. Tampa Bay	5-4 Win	Horton (:29)
2/20/07	at Tampa Bay	3-2 SO Loss	St. Louis (SO)
2/22/07	vs. Pittsburgh	2-1 Loss	Armstrong (2:39)
2/27/07	at Washington	6-5 SO Win	Peltonen (SO)
3/1/07	vs. Dallas	2-1 Win	Jokinen (2:11)
3/24/07	vs. New Jersey	4-3 SO Loss	Zajac (SO)
3/28/07	vs. Atlanta	3-2 SO Win	Stumpel (SO)
3/30/07	vs. Washington	3-2 Win	Gelinis (2:01)
4/1/07	vs. Carolina	4-3 Loss	Whitney (1:30)
4/7/07	at Carolina	5-4 Loss	Brind'Amour (4:36)

2007-08

DATE	OPPONENT	RESULT	OT-WINNER
10/16/07	at Montreal	2-1 SO Win	Stumpel (SO)
11/13/07	at Atlanta	3-2 Loss	Kovalchuk (:25)
11/23/07	vs. NY Rangers	3-2 SO Win	Jokinen (SO)
11/28/07	at Washington	2-1 SO Win	Weiss (SO)
12/11/07	vs. Calgary	2-1 SO Loss	Huselius (SO)
12/22/07	vs. Toronto	2-1 Loss	Kubina (:34)
1/3/08	at NY Islanders	4-3 Win	Cullimore (1:33)
1/10/08	at Atlanta	3-2 SO Win	Jokinen (SO)
1/13/08	vs. Colorado	4-3 SO Loss	Hejduk (SO)
1/24/08	vs. Edmonton	4-3 SO Loss	Hortoff (SO)
2/1/08	vs. Vancouver	4-3 SO Win	Horton (SO)
2/13/08	vs. Montreal	2-1 Loss	Kovalev (1:43)
2/21/08	vs. Boston	5-4 SO Loss	Sturm (SO)
2/23/08	at Philadelphia	2-1 Win	Jokinen (3:44)
2/27/08	vs. Toronto	4-3 SO Loss	Kaberle (SO)
3/4/08	at Boston	1-0 Win	Horton (:22)
3/8/08	vs. Atlanta	3-2 Win	Horton (4:37)
3/20/08	vs. Carolina	2-1 SO Loss	Samsnov (SO)

PANTHERS RECORDS: 1993-2013

Panthers Overtime Games

2008-09

DATE	OPPONENT	RESULT	OT-WINNER
10/11/08	vs. Atlanta	3-2 Win	Booth (3:54)
11/1/08	at Nashville	3-2 SO Loss	Erat (SO)
11/18/08	at Tampa Bay	4-3 SO Win	Horton (SO)
11/26/08	vs. New Jersey	3-2 Loss	Oduya (4:04)
11/28/08	vs. NY Rangers	4-3 SO Loss	Zherdev (SO)
12/8/08	at Ottawa	4-3 Win	Weiss (4:50)
12/12/08	at Calgary	3-2 SO Win	Weiss (SO)
12/18/08	at Carolina	2-1 Loss	Corvo (4:16)
12/26/08	vs. Tampa Bay	4-3 SO Loss	Malone (SO)
1/4/09	at Montreal	6-5 SO Loss	Markov (SO)
1/16/09	vs. Philadelphia	3-2 SO Loss	Gagne (SO)
1/19/09	vs. Buffalo	3-2 SO Loss	Kotalik (SO)
2/3/09	at Toronto	4-3 Win	McCabe (3:30)
2/10/09	vs. Toronto	5-4 Win	Zednik (1:08)
2/13/09	vs. NY Rangers	2-1 SO Win	Zednik (SO)
3/10/09	at Pittsburgh	4-3 SO Loss	Letang (SO)
3/14/09	vs. Tampa Bay	4-3 SO Loss	Stamkos (SO)
3/23/09	vs. Carolina	3-2 Loss	Whitney (1:37)

2009-10

DATE	OPPONENT	RESULT	OT-WINNER
10/2	at Chicago	4-3 SO Win	Koistinen (SO)
10/23	at Pittsburgh	3-2 SO Loss	Crosby (SO)
10/30	at Dallas	6-5 SO Loss	Olesz (SO)
11/12	at Boston	1-0 SO Win	Stillman (SO)
11/14	vs. NY Islanders	5-4 SO Win	Horton (SO)
11/16	vs. Los Angeles	4-3 SO Loss	Johnson (SO)
11/20	at Detroit	2-1 OT Win	McCabe (:40)
11/23	vs. Pittsburgh	3-2 OT Loss	Crosby (3:07)
11/25	vs. NY Rangers	2-1 OT Loss	Parenteau (SO)
12/2	vs. Colorado	6-5 SO Win	Weiss (SO)
12/5	vs. Atlanta	2-1 SO Loss	Peverley (SO)
12/7	vs. Edmonton	3-3 SO Loss	Horcoff (SO)
12/12	at Pittsburgh	3-2 OT Loss	Malkin (:37)
1/13	vs. Washington	5-4 SO Loss	Fleischmann (SO)
1/21	at NY Islanders	2-1 SO Loss	Schrep (SO)
2/13	vs. Boston	3-2 SO Loss	Recchi (SO)
3/9	at Minnesota	3-2 SO Win	Stillman (SO)
3/13	at San Jose	3-2 OT Win	Allen (2:46)
3/18	vs. Phoenix	4-3 SO Loss	Vrbata (SO)
3/22	vs. Nashville	3-2 OT Loss	Bouillon (1:00)
4/10	at Tampa Bay	4-3 SO Loss	Stamkos (SO)

2010-11

DATE	OPPONENT	RESULT	OT-WINNER
11/27	at Tampa Bay	4-3 SO Win	Weiss (SO)
12/4	at Phoenix	2-1 SO Win	Frolik (SO)
12/7	vs. Colorado	4-3 OT Win	Weiss (:43)
12/27	vs. Boston	3-2 SO Loss	Wheeler (SO)
12/31	vs. Montreal	3-2 OT Loss	Wisniewski (3:41)
1/3	at Carolina	4-3 OT Win	Allen (1:16)
1/11	vs. Washington	4-3 OT Win	Wideman (2:51)
1/15	vs. New Jersey	3-2 OT Win	Kulikov (3:36)
1/17	vs. Atlanta	3-2 SO Loss	Burmistrov (SO)
1/19	vs. Columbus	3-2 OT Loss	Umberger (4:06)
1/21	vs. Tampa Bay	2-1 SO Loss	Moore (SO)
2/1	at Toronto	4-3 SO Loss	Armstrong (SO)
2/4	at New Jersey	4-3 OT Win	Olesz (2:00)
2/10	vs. Buffalo	3-2 OT Loss	Myers (4:55)
2/19	at Tampa Bay	3-2 SO Win	Santorelli (SO)
2/25	at Atlanta	2-1 SO Win	Bernier (SO)
3/5	at Atlanta	4-3 OT Loss	Ladd (:25)
3/6	vs. Washington	3-2 OT Loss	Semin (:48)
3/12	vs. Tampa Bay	4-3 OT Win	Garrison (4:44)
3/19	vs. NY Islanders	4-3 SO Loss	Nielsen (SO)
3/27	at Pittsburgh	2-1 SO Loss	Kovalev (SO)
3/29	at Columbus	3-2 SO Loss	Mayorov (SO)

2011-12

DATE	OPPONENT	RESULT	OT-WINNER
10/15	vs. Tampa Bay	3-2 SO Win	Goc (SO)
10/31	vs. Winnipeg	3-4 SO Loss	Ladd (SO)
11/3	vs. Chicago	2-3 SO Loss	Kane (SO)
11/6	vs. Tampa Bay	3-4 SO Loss	Moore (SO)
11/25	vs. Tampa Bay	1-2 OT Loss	Stamkos
12/9	at Buffalo	1-2 OT Loss	Pominville
12/13	vs. New Jersey	2-3 SO Loss	Kovalchuk (SO)
12/16	vs. Calgary	3-2 SO Win	Weiss (SO)
12/18	vs. Carolina	3-2 OT Win	Versteeg
12/22	at Ottawa	3-4 OT Loss	Butler
1/5	at NY Rangers	2-3 OT Loss	Gaborik
1/16	vs. Boston	2-3 SO Loss	Krejci (SO)
1/18	at Colorado	3-4 OT Loss	O'Reilly
1/21	at Winnipeg	4-3 SO Win	Samuelsson (SO)
1/24	vs. Philadelphia	2-3 SO Loss	Giroux (SO)
2/23	vs. Minnesota	2-3 SO Loss	Christensen (SO)
2/25	at Carolina	3-2 SO Win	Weiss (SO)
3/9	at Pittsburgh	1-2 SO Loss	Neal (SO)
3/17	vs. Buffalo	3-2 SO Win	Kulikov (SO)
3/23	vs. Edmonton	1-2 SO Loss	Nugent-Hopkins (SO)
3/25	vs. NY Islanders	2-3 SO Loss	Nielsen (SO)
3/27	at Montreal	3-2 SO Win	Wolski (SO)
3/29	at Minnesota	2-3 OT Loss	Koivu
4/1	at Detroit	1-2 SO Loss	Hudler (SO)
4/3	vs. Winnipeg	4-5 OT Loss	Ladd

2012-13

DATE	OPPONENT	RESULT	OT-WINNER
2/5	at Winnipeg	2-3 OT Loss	Little (4:44)
2/7	at Philadelphia	3-2 SO Win	Huberdeau (SO)
2/12	at Washington	5-6 OT Loss	Brouwer (:32)
2/14	vs. Montreal	0-1 OT Loss	Bourque (:2:10)
2/16	vs. Lightning	5-6 OT Loss	Poullot (1:19)
2/28	vs. Buffalo	3-4 SO Loss	Vanek (SO)
3/8	vs. Winnipeg	2-3 OT Loss	Byfuglien (4:19)
3/30	vs. New Jersey	3-2 OT Win	Kulikov (1:43)
4/2	at Buffalo	5-4 SO Win	Mueller (SO)

PANTHERS RECORDS: 1993-2013

Panthers Head Coaching Records

YEAR	COACH	GC	W	L	T	OTL	PTS	PCT.	FINISH	PLAYOFFS
1993-94	Roger Neilson	84	33	34	17	-	83	.494	5th Atl.	Did Not Qualify
1994-95	Roger Neilson	48	20	22	6	-	46	.479	5th Atl.	Did Not Qualify
1995-96	Doug MacLean	82	41	31	10	-	92	.561	3rd Atl.	Eastern Conference Champions
1996-97	Doug MacLean	82	35	28	19	-	89	.543	3rd Atl.	Lost Eastern Conf. Quarterfinals
1997-98	Doug MacLean	23	7	12	4	-	18	.391	-	-
	Bryan Murray	59	17	31	11	-	45	.381	6th Atl.	Did Not Qualify
1998-99	Terry Murray	82	30	34	18	-	78	.476	2nd SE	Did Not Qualify
1999-00	Terry Murray	82	43	27	6	6	98	.598	2nd SE	Lost Eastern Conf. Quarterfinals
2000-01	Terry Murray	36	6	18	7	5	24	.333	-	-
	Duane Sutter	46	16	20	6	4	42	.457	3rd SE	Did Not Qualify
2001-02	Duane Sutter	26	6	15	2	3	17	.327	-	-
	Mike Keenan	56	16	29	8	3	43	.384	4th SE	Did Not Qualify
2002-03	Mike Keenan	82	24	36	13	9	70	.427	4th SE	Did Not Qualify
2003-04	Mike Keenan	15	5	8	2	0	12	.400	-	-
	Rick Dudley	40	13	15	9	3	38	.475	-	-
	John Torchetti	27	10	12	4	1	25	.463	4th SE	Did Not Qualify
2005-06	Jacques Martin	82	37	34	-	11	85	.518	4th SE	Did Not Qualify
2006-07	Jacques Martin	82	35	31	-	16	86	.530	4th SE	Did Not Qualify
2007-08	Jacques Martin	82	38	35	-	9	85	.521	3rd SE	Did Not Qualify
2008-09	Peter DeBoer	82	41	30	-	11	93	.567	3rd SE	Did Not Qualify
2009-10	Peter DeBoer	82	32	37	-	13	77	.470	5th SE	Did Not Qualify
2010-11	Peter DeBoer	82	30	40	-	12	72	.430	5th SE	Did Not Qualify
2011-12	Kevin Dineen	82	38	26	-	18	94	.573	1st SE	Lost Eastern Conf. Quarterfinals
2012-13	Kevin Dineen	48	15	27	-	6	36	.375	5th SE	Did Not Qualify

Panthers General Managers

YEAR	GEN. MNGR.	GM	W	L	T	OTL	PTS	PCT.	FINISH	PLAYOFFS
1993-94	Bob Clarke	84	33	34	17	-	83	.494	5th Atl.	Did Not Qualify
1994-95	Bryan Murray	48	20	22	6	-	46	.479	5th Atl.	Did Not Qualify
1995-96	Bryan Murray	82	41	31	10	-	92	.561	3rd Atl.	Eastern Conference Champions
1996-97	Bryan Murray	82	35	28	19	-	89	.543	3rd Atl.	Lost Eastern Conf. Quarterfinals
1997-98	Bryan Murray	82	24	43	15	-	63	.384	6th Atl.	Did Not Qualify
1998-99	Bryan Murray	82	30	34	18	-	78	.476	2nd SE	Did Not Qualify
1999-00	Bryan Murray	82	43	27	6	6	98	.598	2nd SE	Lost Eastern Conf. Quarterfinals
2000-01	Bryan Murray	36	6	18	7	5	24	.333	-	-
	Bill Torrey	46	16	20	6	4	42	.457	3rd SE	Did Not Qualify
2001-02	Bill Torrey	26	6	15	2	3	17	.327	-	-
	Chuck Fletcher	56	16	29	8	3	43	.384	4th SE	Did Not Qualify
2002-03	Rick Dudley	82	24	36	13	9	70	.427	4th SE	Did Not Qualify
2003-04	Rick Dudley	82	28	35	15	4	75	.457	4th SE	Did Not Qualify
2005-06	Mike Keenan	82	37	34	-	11	85	.518	4th SE	Did Not Qualify
2006-07	Jacques Martin	82	35	31	-	16	86	.530	4th SE	Did Not Qualify
2007-08	Jacques Martin	82	38	35	-	9	85	.521	3rd SE	Did Not Qualify
2008-09	Jacques Martin	82	41	30	-	11	93	.567	3rd SE	Did Not Qualify
2009-10	Randy Sexton	82	32	37	-	13	77	.470	5th SE	Did Not Qualify
2010-11	Dale Tallon	82	30	40	-	12	72	.430	5th SE	Did Not Qualify
2011-12	Dale Tallon	82	38	26	-	18	94	.573	1st SE	Lost Eastern Conf. Quarterfinals
2012-13	Dale Tallon	48	15	27	-	6	36	.375	5th SE	Did Not Qualify

PANTHERS ALL-TIME LEADERS

Most Games Played SEASON

Bill Lindsay.....	84 - 1993-94
Gord Murphy.....	84 - 1993-94
Tom Fitzgerald.....	83 - 1993-94
Brian Campbell.....	82 - 2011-12
Tomas Fleischmann.....	82 - 2011-12
Mike Weaver.....	82 - 2011-12
Marty Reasoner.....	82 - 2010-11
Mike Weaver.....	82 - 2010-11
David Booth.....	82 - 2010-11
Mike Santorelli.....	82 - 2010-11
Keith Ballard.....	82 - 2009-10
Micahel Frolik.....	82 - 2009-10
Bryan McCabe.....	82 - 2009-10
Steven Reinprecht.....	82 - 2009-10
Keith Ballard.....	82 - 2008-09
Jay Bouwmeester.....	82 - 2008-09
Jay Bouwmeester.....	82 - 2007-08
Nathan Horton.....	82 - 2007-08
Olli Jokinen.....	82 - 2007-08
Bryan Allen.....	82 - 2006-07
Jay Bouwmeester.....	82 - 2006-07

Most Goals SEASON

Pavel Bure.....	59 - 2000-01
Pavel Bure.....	58 - 1999-00
Olli Jokinen.....	39 - 2006-07
Olli Jokinen.....	38 - 2005-06
Olli Jokinen.....	36 - 2002-03
Olli Jokinen.....	34 - 2007-08
Ray Whitney.....	32 - 1997-98
Scott Mellanby.....	32 - 1995-96
David Booth.....	31 - 2008-09
Nathan Horton.....	31 - 2006-07

Most Assists SEASON

Viktor Kozlov.....	53 - 1999-00
Olli Jokinen.....	52 - 2006-07
Olli Jokinen.....	51 - 2005-06
Brian Campbell.....	49 - 2011-12
Robert Svehla.....	49 - 1995-96
Stephen Weiss.....	47 - 2008-09
Ray Whitney.....	42 - 1999-00
Jay Bouwmeester.....	40 - 2005-06
Robert Svehla.....	40 - 1999-00
Ray Whitney.....	38 - 1998-99
Scott Mellanby.....	38 - 1995-96
Nathan Horton.....	37 - 2009-10

Most Points SEASON

Pavel Bure.....	94 - 1999-00
Pavel Bure.....	92 - 2000-01
Olli Jokinen.....	91 - 2006-07
Olli Jokinen.....	89 - 2005-06
Ray Whitney.....	71 - 1999-00
Olli Jokinen.....	71 - 2007-08
Viktor Kozlov.....	70 - 1999-00
Scott Mellanby.....	70 - 1995-96
Olli Jokinen.....	65 - 2002-03
Ray Whitney.....	64 - 1998-99
Nathan Horton.....	62 - 2007-08
Nathan Horton.....	62 - 2006-07

Olli Jokinen.....	82 - 2006-07
Martin Gellinas.....	82 - 2006-07
Nathan Horton.....	82 - 2006-07
Ruslan Salei.....	82 - 2006-07
Jay Bouwmeester.....	82 - 2005-06
Martin Gellinas.....	82 - 2005-06
Olli Jokinen.....	82 - 2005-06
Olli Jokinen.....	82 - 2003-04
Lyle Odelein.....	82 - 2003-04
Jay Bouwmeester.....	82 - 2002-03
Marcus Nilson.....	82 - 2002-03
Ivan Majesky.....	82 - 2002-03
Robert Svehla.....	82 - 2001-02
Pavel Bure.....	82 - 2000-01
Robert Svehla.....	82 - 2000-01
Todd Simpson.....	82 - 1999-00
Jaroslav Spacek.....	82 - 1999-00
Robert Svehla.....	82 - 1999-00
Radek Dvorak.....	82 - 1998-99
Bill Lindsay.....	82 - 1997-98
Scott Mellanby.....	82 - 1996-97
Robert Svehla.....	82 - 1996-97
Tomas Fleischmann.....	48 2012-13

Scott Mellanby.....	30 - 1993-94
Ray Whitney.....	29 - 1999-00
Ray Sheppard.....	29 - 1996-97
Stephen Weiss.....	28 - 2009-10
Nathan Horton.....	28 - 2005-06
Tomas Fleischmann.....	27 - 2011-12
Nathan Horton.....	27 - 2007-08
Scott Mellanby.....	27 - 1996-97
Tomas Kopecky.....	15 - 2012-13

CAREER

Olli Jokinen.....	188
Scott Mellanby.....	157

Olli Jokinen.....	37 - 2007-08
Pavel Bure.....	36 - 1999-00
Nathan Horton.....	35 - 2007-08
Viktor Kozlov.....	35 - 1998-99
Rob Niedermayer.....	35 - 1995-96
Jozef Stumpel.....	34 - 2006-07
Viktor Kozlov.....	34 - 2002-03
Robert Svehla.....	34 - 1997-98
Tomas Fleischmann.....	34 - 2011-12
Tomas Fleischmann.....	23 - 2012-13

CAREER

Stephen Weiss.....	249
Olli Jokinen.....	231

Tomas Fleischmann.....	61 - 2011-12
Stephen Weiss.....	61 - 2008-09
Ray Whitney.....	61 - 1997-98
Rob Niedermayer.....	61 - 1995-96
Stephen Weiss.....	60 - 2009-10
David Booth.....	60 - 2008-09
Ray Sheppard.....	60 - 1996-97
Scott Mellanby.....	60 - 1993-94
Tomas Fleischmann.....	35 - 2012-13

CAREER

Olli Jokinen.....	419
Stephen Weiss.....	394

Jonathan Huberdeau.....	48 2012-13
-------------------------	------------

CAREER

Stephen Weiss.....	654
Radek Dvorak.....	613
Robert Svehla.....	573
Olli Jokinen.....	567
Scott Mellanby.....	552
Paul Laus.....	530
Rob Niedermayer.....	518
Bill Lindsay.....	506
Jay Bouwmeester.....	471
Nathan Horton.....	422
Viktor Kozlov.....	414
Gord Murphy.....	410
Gregory Campbell.....	363
Tom Fitzgerald.....	353
Rostislav Olesz.....	349
Peter Worell.....	342
Marcus Nilson.....	327
Ed Jovanovski.....	325
Roberto Luongo.....	317
David Booth.....	309

Pavel Bure.....	152
Stephen Weiss.....	145
Nathan Horton.....	142
Radek Dvorak.....	113
Viktor Kozlov.....	101
Rob Niedermayer.....	101
Ray Whitney.....	97
David Booth.....	87
Bill Lindsay.....	67
Robert Svehla.....	61
Ray Sheppard.....	61

Robert Svehla.....	229
Scott Mellanby.....	197
Viktor Kozlov.....	190
Rob Niedermayer.....	165
Radek Dvorak.....	155
Nathan Horton.....	153
Jay Bouwmeester.....	150
Ray Whitney.....	130
Gord Murphy.....	100
Pavel Bure.....	99
Bill Lindsay.....	98
Jozef Stumpel.....	84
Mike Van Ryn.....	80

Scott Mellanby.....	354
Nathan Horton.....	295
Viktor Kozlov.....	291
Robert Svehla.....	290
Radek Dvorak.....	268
Rob Niedermayer.....	266
Pavel Bure.....	251
Ray Whitney.....	227
Jay Bouwmeester.....	203
David Booth.....	167
Bill Lindsay.....	165

REGULAR SEASON RECORDS

PANTHERS ALL-TIME LEADERS

Most Penalty Minutes

SEASON

Peter Worrell	354 - 2001-02
Paul Laus	313 - 1996-97
Paul Laus	293 - 1997-98
Peter Worrell	258 - 1998-99
Brad Ference	254 - 2001-02
Peter Worrell	248 - 2000-01
Paul Laus	236 - 1995-96

Paul Laus	218 - 1998-99
Todd Simpson	202 - 1999-00
Peter Worrell	193 - 2002-03

CAREER

Paul Laus	1,702
Peter Worrell	1,375
Scott Mellanby	953

Bill Lindsay	609
Robert Svehla	603
Olli Jokinen	597
Ed Jovanovski	580
Rob Niedermayer	435
Brad Ference	432
Brian Skrudland	401
Nathan Horton	382

Most Power-Play Goals

SEASON

Pavel Bure	19 - 2000-01
Scott Mellanby	19 - 1995-96
Olli Jokinen	18 - 2007-08
Scott Mellanby	17 - 1993-94
Olli Jokinen	14 - 2005-06
Olli Jokinen	13 - 2002-03
Ray Sheppard	13 - 1996-97
Stephen Weiss	12 - 2009-10
Ray Whitney	12 - 1997-98
Pavel Bure	11 - 1999-00
David Booth	11 - 2008-09
Rob Niedermayer	11 - 1995-96
Jesse Belanger	11 - 1993-94

Stephen Weiss	10 - 2006-07
Jason Garrison	9 - 2011-12
Jay Bouwmeester	9 - 2008-09
Nathan Horton	9 - 2007-08
Olli Jokinen	9 - 2006-07
Pavel Bure	9 - 2001-02
Scott Mellanby	9 - 1996-97
Gord Murphy	9 - 1993-94

CAREER

Scott Mellanby	66
Olli Jokinen	65
Stephen Weiss	48
Pavel Bure	44

Nathan Horton	37
Viktor Kozlov	36
Rob Niedermayer	33
Ray Whitney	29
Robert Svehla	26
Ray Sheppard	25
Jesse Belanger	24
Gord Murphy	23
David Booth	20
Jay Bouwmeester	18

Most Shorthanded Goals

SEASON

Tom Fitzgerald	6 - 1995-96
Pavel Bure	5 - 2000-01
Radek Dvorak	4 - 2008-09
Radek Dvorak	4 - 1998-99
Radek Dvorak	3 - 2009-10
Radek Dvorak	3 - 1997-98
Olli Jokinen	3 - 2002-03
Bill Lindsay	3 - 1995-96
Tom Fitzgerald	3 - 1993-94
Stephen Weiss	2 - 2010-11
Nathan Horton	2 - 2009-10

Gregory Campbell	2 - 2007-08
Jozef Stempel	2 - 2006-07

CAREER

Radek Dvorak	16
Tom Fitzgerald	12
Pavel Bure	9
Bill Lindsay	8
Olli Jokinen	8
Viktor Kozlov	5
Nathan Horton	5

Stephen Weiss	4
Gregory Campbell	3
Jody Hull	3
Marcus Nilson	3
Brian Skrudland	3
Jozef Stempel	3

Most Game-Winning Goals

SEASON

Pavel Bure	14 - 1999-00
Olli Jokinen	9 - 2005-06
Olli Jokinen	8 - 2006-07
Olli Jokinen	8 - 2003-04
Pavel Bure	8 - 2000-01
Ray Sheppard	7 - 1996-97
Johan Garpenlov	7 - 1995-96
Stephen Weiss	6 - 2011-12
David Booth	6 - 2007-08
Olli Jokinen	6 - 2002-03
Ray Whitney	6 - 1998-99
Rob Niedermayer	6 - 1995-96
Kris Versteeg	5 - 2011-12

David Booth	5 - 2008-09
Nathan Horton	5 - 2008-09
Olli Jokinen	5 - 2007-08
Richard Zednik	5 - 2007-08
Ivan Novoseltsev	5 - 2001-02
Mark Parrish	5 - 1998-99
Bill Lindsay	5 - 1997-98
Stu Barnes	5 - 1995-96
Scott Mellanby	5 - 1994-95
Jody Hull	5 - 1993-94

CAREER

Olli Jokinen	36
--------------------	----

Stephen Weiss	23
Pavel Bure	23
Scott Mellanby	22
Rob Niedermayer	19
David Booth	16
Nathan Horton	16
Radek Dvorak	14
Jody Hull	14
Bill Lindsay	13
Ray Sheppard	12
Ray Whitney	11
Rostislav Olesz	11



PANTHERS ALL-TIME LEADERS

Most Shots On Goal

SEASON

Pavel Bure	384	- 2000-01
Pavel Bure	360	- 1999-00
Olli Jokinen	351	- 2005-06
Olli Jokinen	351	- 2006-07
Olli Jokinen	341	- 2007-08
David Booth	280	- 2010-11
Olli Jokinen	280	- 2003-04
David Booth	246	- 2008-09
Olli Jokinen	240	- 2002-03
Pavel Bure	238	- 2001-02

Viktor Kozlov	232	- 2002-03
David Booth	228	- 2007-08
Ray Sheppard	226	- 1996-97
Scott Mellanby	225	- 1995-96
Viktor Kozlov	223	- 1999-00
Scott Mellanby	221	- 1996-97
Michael Frolik	219	- 2009-10
Thomas Fleischmann	217	- 2011-12
Nathan Horton	217	- 2006-07

CAREER

Olli Jokinen	1837
Scott Mellanby	1296
Stephen Weiss	1240
Viktor Kozlov	1177
Radek Dvorak	1137
Pavel Bure	1026
Robert Svehla	995
Nathan Horton	962
David Booth	949
Jay Bouwmeester	922
Rob Niedermayer	872
Bill Lindsay	787

Best Plus/Minus

SEASON

Martin Gelinas	+27	- 2005-06
Pavel Bure	+25	- 1999-00
Viktor Kozlov	+24	- 1999-00
Jay Bouwmeester	+23	- 2006-07
Robert Svehla	+23	- 1999-00
Jassen Cullimore	+21	- 2007-08
Rhett Warrenner	+20	- 1996-97
Stephen Weiss	+19	- 2008-09
Olli Jokinen	+18	- 2006-07
Ray Whitney	+16	- 1999-00

Nathan Horton	+15	- 2007-08
Nathan Horton	+15	- 2006-07
Mike Van Ryn	+15	- 2005-06
Jaroslav Spacek	+15	- 1998-99
Keith Ballard	+14	- 2008-09
Stephen Weiss	+14	- 2007-08
Olli Jokinen	+14	- 2005-06
Scott Mellanby	+14	- 1999-00

CAREER

Martin Gelinas	+34
----------------	-----

Paul Laus	+31
Nathan Horton	+27
Brian Skrudland	+23
Mike Hough	+20
Jaroslav Spacek	+18
Terry Carkner	+12
Pavel Bure	+12
Jody Hull	+12
Keith Brown	+12
Ville Peltonen	+11
Per Gustafsson	+11
Jassen Cullimore	+11

Most Games By A Goaltender

SEASON

Roberto Luongo	75	- 2005-06
Roberto Luongo	72	- 2003-04
Tomas Vokoun	69	- 2007-08
Roberto Luongo	65	- 2002-03
Tomas Vokoun	63	- 2009-10
John Vanbiesbrouck	60	- 1997-98
Sean Burke	59	- 1998-99
Toams Vokoun	59	- 2008-09
Ed Belfour	58	- 2006-07
Roberto Luongo	58	- 2001-02
Tomas Vokoun	57	- 2010-11

John Vanbiesbrouck	57	- 1996-97
John Vanbiesbrouck	57	- 1995-96
John Vanbiesbrouck	57	- 1993-94
Jose Theodore	53	- 2011-12
Roberto Luongo	47	- 2000-01

CAREER

Roberto Luongo	317
John Vanbiesbrouck	268
Tomas Vokoun	248
Mark Fitzpatrick	119
Scott Clemmensen	103

Trevor Kidd	103
Sean Burke	66
Ed Belfour	58
Jose Theodore	68
Craig Anderson	53
Kirk McLean	37
Mike Vernon	34
Jacob Markstrom	31
Jani Hume	28
Alex Auld	27
Jamie McLennan	17
Steve Shields	16
Mikhail Shtalenkov	15

Most Wins By A Goaltender

SEASON

Roberto Luongo	35	- 2005-06
Tomas Vokoun	30	- 2007-08
Ed Belfour	27	- 2006-07
John Vanbiesbrouck	27	- 1996-97
John Vanbiesbrouck	26	- 1995-96
Tomas Vokoun	26	- 2008-09
Roberto Luongo	25	- 2003-04
Tomas Vokoun	23	- 2009-10

Jose Theodore	22	- 2011-12
Tomas Vokoun	22	- 2010-11
Sean Burke	21	- 1998-99
John Vanbiesbrouck	21	- 1993-94
Roberto Luongo	20	- 2002-03
John Vanbiesbrouck	18	- 1997-98

CAREER

Roberto Luongo	108
----------------	-----

John Vanbiesbrouck	106
Tomas Vokoun	101
Mark Fitzpatrick	43
Scott Clemmensen	34
Trevor Kidd	28
Ed Belfour	27
Jose Theodore	26
Craig Anderson	24
Sean Burke	23
Mike Vernon	18

Most Shutouts

SEASON

Tomas Vokoun	7	- 2009-10
Roberto Luongo	7	- 2003-04
Tomas Vokoun	6	- 2010-11
Tomas Vokoun	6	- 2008-09
Roberto Luongo	6	- 2002-03
Roberto Luongo	5	- 2000-01
Tomas Vokoun	4	- 2007-08
Roberto Luongo	4	- 2005-06

Roberto Luongo	4	- 2001-02
John Vanbiesbrouck	4	- 1997-98
John Vanbiesbrouck	4	- 1994-95
Jose Theodore	3	- 2011-12
Craig Anderson	3	- 2008-09

CAREER

Roberto Luongo	26
Tomas Vokoun	23

John Vanbiesbrouck	13
Craig Anderson	5
Mark Fitzpatrick	4
Sean Burke	3
Scott Clemmensen	3
Trevor Kidd	3
Jose Theodore	3

REGULAR SEASON RECORDS

PANTHERS ALL-TIME RECORDS

All-Time Panthers Record By Month

SEASON	OCTOBER	NOVEMBER	DECEMBER	JANUARY	FEBRUARY	MARCH	APRIL	MAY
1993-94	4-5-3-0	4-8-0-0	7-2-3-0	6-2-4-0	5-9-0-0	6-6-3-0	1-2-4-0	NA
1994-95	NA	NA	NA	3-4-0-0	4-7-2-0	6-5-2-0	5-6-2-0	2-0-0-0
1995-96	7-4-0-0	10-2-1-0	8-4-1-0	6-4-3-0	4-5-3-0	3-9-1-0	3-3-1-0	NA
1996-97	8-0-4-0	7-3-2-0	5-6-3-0	6-5-1-0	3-5-5-0	4-7-3-0	2-2-1-0	NA
1997-98	3-6-3-0	5-7-2-0	6-7-1-0	4-5-5-0	0-4-1-0	3-10-0-0	3-4-3-0	NA
1998-99	3-3-3-0	5-5-2-0	5-5-1-0	5-4-6-0	4-5-4-0	5-6-2-0	3-6-0-0	NA
1999-00	6-3-1-2	7-3-1-0	7-4-1-1	9-4-1-0	5-6-0-2	7-6-1-0	2-1-1-1	NA
2000-01	1-3-3-3	4-6-1-1	2-10-3-1	5-8-1-2	5-5-0-1	3-4-5-1	2-2-0-0	NA
2001-02	3-7-2-1	3-7-0-2	6-6-1-0	4-10-1-0	1-5-1-1	4-7-2-1	1-2-3-1	NA
2002-03	4-5-1-1	3-3-5-3	3-3-3-3	5-8-1-1	4-5-2-1	4-10-1-0	1-2-0-0	NA
2003-04	4-5-2-0	5-8-2-0	3-3-5-2	5-6-2-1	6-4-3-0	5-8-0-1	0-1-1-0	NA
2005-06	6-5-0-1	1-9-0-3	8-6-0-1	5-5-0-3	3-2-0-0	10-4-0-1	4-3-0-2	NA
2006-07	5-7-0-2	3-7-0-3	7-5-0-2	4-3-0-4	6-3-0-3	9-4-0-1	1-1-0-2	NA
2007-08	5-7-0-0	7-6-0-1	6-5-0-2	4-7-0-2	6-6-0-3	8-3-0-1	2-1-0-0	NA
2008-09	4-5-0-0	5-6-0-3	7-5-0-2	7-2-0-3	8-5-0-0	7-5-0-3	3-2-0-0	NA
2009-10	4-7-0-1	6-5-0-3	6-6-0-3	8-4-0-2	0-5-0-1	6-7-0-2	2-3-0-1	NA
2010-11	4-5-0-0	6-7-0-0	6-5-0-2	6-5-0-3	4-7-0-2	3-8-0-5	1-3-0-0	NA
2011-12	6-4-0-1	7-3-0-3	7-5-0-3	2-3-0-4	8-5-0-1	7-5-0-4	1-1-0-2	NA
2012-13	NA	NA	NA	2-5-0-0	4-4-0-5	5-10-0-1	4-8-0-0	NA
TOTALS	77-81-22-12	88-95-16-22	99-87-22-22	96-94-25-25	80-97-21-20	105-124-20-21	41-53-16-9	2-0-0

All-Time Record At The All-Star Break And At The Halfway Point

SEASON	DATE OF ALL-STAR GAME (HOST TEAM)	RECORD BEFORE	RECORD AFTER	1ST HALF OF SEASON	2ND HALF OF SEASON	OVERALL RECORD
1993-94	January 22 (NY Rangers)	19-17-8-0	14-17-9-0	17-17-8-0	16-17-9-0	33-34-17-0
1994-95	No All-Star Game	NA	NA	9-12-3-0	11-10-3-0	20-22-6-0
1995-96	January 20 (Boston)	28-12-4-0	13-19-6-0	27-12-2-0	14-19-8-0	41-31-10-0
1996-97	January 18 (San Jose)	22-12-10-0	13-16-9-0	21-11-9-0	14-17-10-0	35-28-19-0
1997-98	January 18 (Vancouver)	15-23-10-0	9-20-5-0	15-20-6-0	9-23-9-0	24-43-15-0
1998-99	January 24 (Tampa Bay)	17-16-11-0	13-18-9-0	15-15-11-0	15-19-7-0	30-34-18-0
1999-00	February 6 (Toronto)	30-15-4-3	13-12-2-3	24-11-3-3	19-16-3-3	43-27-6-6
2000-01	February 4 (Colorado)	12-27-8-7	10-11-5-2	8-20-7-6	14-18-6-3	22-38-13-9
2001-02	February 2 (Los Angeles)	16-30-5-3	6-14-5-3	13-22-3-3	9-22-7-3	22-44-10-6
2002-03	February 2 (Florida)	15-19-10-8	9-17-3-1	12-12-9-8	12-24-4-1	24-36-13-9
2003-04	February 8 (Minnesota)	18-23-11-3	10-12-4-1	13-17-9-2	15-18-6-2	28-35-15-4
2005-06	February 14-27 (Olympics)	22-27-0-8	15-7-0-3	16-20-0-5	21-14-0-6	37-34-0-11
2006-07	January 24 (Dallas)	17-20-0-9	18-10-0-7	15-19-0-7	20-12-0-9	35-31-0-16
2007-08	January 27 (Atlanta)	22-24-0-5	16-11-0-4	19-19-0-3	19-16-0-6	38-35-0-9
2008-09	January 25 (Montreal)	21-17-0-8	20-13-0-3	19-16-0-6	22-14-0-5	41-30-0-11
2009-10	February 13-28 (Olympics)	24-27-0-10	8-10-0-3	16-18-0-7	16-19-0-6	32-37-0-13
2010-11	January 30 (Carolina)	22-22-0-5	8-18-0-7	19-20-0-2	11-20-0-10	30-40-0-12
2011-12	January 29 (Ottawa)	22-15-0-11	16-11-0-7	20-13-0-8	18-13-0-10	38-26-0-18
2012-13	No All-Star Game	NA	NA	7-12-0-5	8-15-0-1	15-27-0-6
TOTALS		342-346-81-80	211-236-57-44	305-306-70-65	283-326-72-65	588-632-142-130

All-Time Panthers Record By Day Of The Week

SEASON	SUNDAY	MONDAY	TUESDAY	WEDNESDAY	THURSDAY	FRIDAY	SATURDAY
1993-94	6-4-3-0	4-4-1-0	2-7-3-0	8-4-4-0	5-6-2-0	1-6-2-0	7-3-2-0
1994-95	4-2-1-0	2-2-0-0	1-5-1-0	4-4-1-0	4-1-2-0	0-4-0-0	5-4-1-0
1995-96	8-2-1-0	5-1-1-0	9-4-0-0	2-8-2-0	5-5-4-0	3-2-2-0	9-9-0-0
1996-97	5-4-3-0	2-4-1-0	3-3-4-0	6-8-1-0	7-2-4-0	4-1-3-0	8-6-3-0
1997-98	4-4-3-0	0-5-1-0	1-5-3-0	3-11-1-0	6-6-1-0	2-5-2-0	8-7-4-0
1998-99	2-1-1-0	3-4-1-0	0-2-2-0	9-11-3-0	4-2-2-0	4-3-4-0	8-11-5-0
1999-00	0-3-0-1	3-4-0-0	2-2-0-0	14-5-2-1	2-5-0-0	5-5-1-2	17-3-3-2
2000-01	1-10-1-0	3-5-1-1	2-2-1-0	5-8-5-4	1-2-0-0	5-9-4-4	5-12-1-0
2001-02	1-1-1-1	3-4-2-0	1-4-1-1	6-11-3-2	2-4-0-0	7-4-1-0	5-16-2-2
2002-03	1-1-1-0	3-4-2-2	1-4-0-1	7-8-3-1	3-4-1-3	4-3-2-1	5-12-4-1
2003-04	0-1-3-0	3-4-2-2	3-4-0-1	4-8-6-0	5-3-0-0	5-6-0-0	8-9-4-1
2005-06	4-0-0-0	3-6-0-2	6-2-0-3	5-4-0-3	6-6-0-1	8-5-0-0	5-11-0-2
2006-07	0-1-0-2	1-2-0-1	6-8-0-4	5-3-0-1	7-8-0-2	6-1-0-1	10-8-0-5
2007-08	3-3-0-1	2-1-0-0	6-3-0-2	5-6-0-2	8-5-0-3	8-4-0-0	6-13-0-1
2008-09	5-3-0-1	2-2-0-2	10-3-0-1	2-3-0-1	10-7-0-1	3-4-0-3	9-8-0-2
2009-10	3-2-0-0	3-3-0-4	3-5-0-0	5-6-0-2	4-6-0-2	6-5-0-1	8-10-0-4
2010-11	2-3-0-2	2-3-0-2	4-5-0-2	2-12-0-1	5-7-0-1	5-5-0-2	10-5-0-2
2011-12	5-3-0-3	5-0-0-2	8-4-0-3	2-2-0-1	4-7-0-5	2-7-0-4	12-3-0-0
2012-13	2-5-0-0	0-2-0-0	5-5-0-2	NA	5-6-0-2	0-1-0-1	3-8-0-1
TOTALS	56-43-18-11	49-60-12-18	73-77-15-20	94-122-31-19	93-92-16-20	78-80-21-19	145-158-29-23

PANTHERS ALL-TIME RECORDS

All-Time Panthers Record By Division

SEASON	SOUTHEAST	ATLANTIC	NORTHEAST	CENTRAL	PACIFIC	NORTHWEST	OVERALL
1993-94	NA	13-11-6-0	11-12-5-0	2-9-3-0	7-2-3-0	NA	33-34-17-0
1994-95	NA	7-13-4-0	13-9-2-0	NA	NA	NA	20-22-6-0
1995-96	NA	18-10-4-0	11-12-1-0	5-5-2-0	7-4-3-0	NA	41-31-10-0
1996-97	NA	13-10-9-0	10-10-4-0	6-3-3-0	6-5-3-0	NA	35-28-19-0
1997-98	NA	12-14-6-0	10-12-2-0	2-9-1-0	0-8-6-0	NA	24-43-15-0
1998-99	6-4-5-0	8-11-3-0	8-10-3-0	4-2-2-0	2-4-3-0	2-3-2-0	30-34-18-0
1999-00	10-4-3-3	10-9-0-1	11-7-0-1	2-3-2-0	6-3-0-0	4-1-1-1	43-27-6-6
2000-01	5-10-3-2	4-13-1-2	7-9-3-1	2-3-2-1	3-1-1-2	1-2-3-1	22-38-13-9
2001-02	5-10-3-2	5-10-3-2	6-12-1-1	1-4-1-1	4-4-0-0	1-4-2-0	22-44-10-6
2002-03	7-7-3-3	7-8-3-2	6-9-3-2	0-3-2-2	2-3-2-0	2-6-0-0	24-36-13-9
2003-04	8-10-5-1	8-9-2-1	8-6-5-1	1-2-2-1	3-4-0-0	0-4-1-0	28-35-15-4
2005-06	18-11-0-3	7-9-0-4	8-9-0-3	4-0-0-1	0-5-0-0	NA	37-34-0-11
2006-07	13-14-0-5	10-5-0-5	10-7-0-3	NA	2-3-0-0	0-2-0-3	35-31-0-16
2007-08	16-14-0-2	11-9-0-0	7-9-0-4	3-2-0-0	NA	1-1-0-3	38-35-0-9
2008-09	13-7-0-4	10-6-0-4	10-8-0-2	2-4-0-1	3-3-0-0	3-2-0-0	41-30-0-11
2009-10	8-13-0-3	10-5-0-5	7-12-0-1	3-3-0-1	2-1-0-2	2-3-0-1	32-37-0-13
2010-11	11-9-0-4	7-11-0-2	5-11-0-4	2-4-0-2	2-3-0-0	3-2-0-0	30-40-0-12
2011-12	12-8-0-4	8-7-0-5	13-4-0-3	0-4-0-2	3-3-0-0	2-0-0-4	38-26-0-18
2012-13	6-8-0-4	6-9-0-0	3-10-0-2	NA	NA	NA	15-27-0-6
TOTALS	138-129-22-40	174-179-41-33	164-178-29-28	39-60-20-12	52-56-21-4	21-30-9-13	588-632-142-130

All-Time Panthers Record By Conference

SEASON	EASTERN	WESTERN	OVERALL
1993-94	24-23-11-0	9-11-6-0	33-34-17-0
1994-95	20-22-6-0	NA	20-22-6-0
1995-96	29-22-5-0	12-9-5-0	41-31-10-0
1996-97	23-20-13-0	12-8-6-0	35-28-19-0
1997-98	22-26-8-0	2-17-7-0	24-43-15-0
1998-99	22-25-11-0	8-9-7-0	30-34-18-0
1999-00	31-20-3-5	12-7-3-1	43-27-6-6
2000-01	16-32-7-5	6-6-6-4	22-38-13-9
2001-02	16-32-7-5	6-12-3-1	22-44-10-6
2002-03	20-24-9-7	4-12-4-2	24-36-13-9
2003-04	24-25-12-3	4-10-3-1	28-35-15-4
2005-06	33-29-0-10	4-5-0-1	37-34-0-11
2006-07	33-26-0-13	2-5-0-3	35-31-0-16
2007-08	34-32-0-6	4-3-0-3	38-35-0-9
2008-09	33-21-0-10	8-9-0-1	41-30-0-11
2009-10	25-30-0-9	7-7-0-4	32-37-0-13
2010-11	23-31-0-10	7-9-0-2	30-40-0-12
2011-12	33-19-0-12	5-7-0-6	38-26-0-18
2012-13	15-27-0-6	NA	15-27-0-6
TOTALS	476-486-92-101	112-146-50-29	588-632-142-130

Season-By-Season Streaks

SEASON	LONG WIN STREAK	LONG LOSING STREAK	LONG UNBEATEN	LONG WINLESS
1993-94	4 Games (1/15 - 1/24)	5 Games (2/24 - 3/4)	9 Games (1/8 - 1/30)	8 Games (3/28 - 4/12)
1994-95	3 Games (three times)	4 Games (2/17 - 2/23)	3 Games (six times)	4 Games (three times)
1995-96	7 Games (11/2 - 11/14)	5 Games (3/2 - 3/11)	8 Games (11/2 - 11/16)	9 Games (2/24 - 3/13)
1996-97	4 Games (twice)	4 Games (3/1 - 3/9)	12 Games (10/5 - 10/30)	6 Games (twice)
1997-98	3 Games (three times)	13 Games (2/7 - 3/23)	6 Games (12/26 - 1/4)	15 Games (2/1 - 3/23)
1998-99	3 Games (4/12 - 4/17)	7 Games (3/31 - 4/10)	5 Games (1/5 - 1/13)	8 Games (3/28 - 4/10)
1999-00	5 Games (1/8 - 1/17)	3 Games (2/19 - 2/23)	5 Games (1/8 - 1/17)	3 Games (twice)
2000-01	4 Games (2/10 - 2/19)	6 Games (2/21 - 3/2)	4 Games (twice)	9 Games (2/21 - 3/9)
2001-02	2 Games (3 times)	7 Games (2/9 - 3/5)	4 Games (3/8 - 3/15)	7 Games (2/9 - 3/5)
2002-03	3 Games (2/18 - 2/22)	5 Games (twice)	4 Games (3 times)	8 Games (11/11 - 11/24)
2003-04	3 Games (three times)	5 Games (3/19 - 3/27)	5 Games (2/18 - 2/25)	6 Games (11/26 - 12/10)
2005-06	7 Games (3/17 - 3/29)	10 Games (11/1 - 11/23)	7 Games (3/17 - 3/29)	10 Games (11/1 - 11/23)
2006-07	4 Games (2/24 - 3/3)	6 Games (11/22 - 12/2)	4 Games (2/24 - 3/3)	6 Games (11/22 - 12/2)
2007-08	7 Games (3/2 - 3/16)	4 Games (11/7 - 11/13)	7 Games (3/2 - 3/16)	4 Games (11/7 - 11/13)
2008-09	3 Games (four times)	6 Games (10/25 - 11/8)	3 Games (four times)	6 Games (10/25 - 11/8)
2009-10	3 Games (five times)	7 Games (2/1 - 3/2)	3 Games (five times)	7 Games (2/1 - 3/2)
2010-11	3 Games (two times)	10 Games (3/19 - 4/8)	3 Games (two times)	10 Games (3/19 - 4/8)
2011-12	5 Games (3/11 - 3/20)	5 Games (3/29 - 4/5)	5 Games (3/11 - 3/20)	5 Games (3/29 - 4/5)
2012-13	3 Games (3/28 - 4/2)	6 Games (twice)	3 Games (3/28 - 4/2)	6 Games (twice)

ALL-TIME SPECIAL TEAMS

Power Play

SEASON	GAMES	ADV	PPGF	PCT.	RANK
1993-94	84	409	65	15.9	21/26
1994-95	48	222	29	13.1	24/26
1995-96	82	468	81	17.3	16/26
1996-97	82	352	50	14.2	21/26
1997-98	82	409	55	13.4	17/26
1998-99	82	380	51	13.4	22/27
1999-00	82	338	58	17.2	8/28
2000-01	82	353	46	13.0	27/30
2001-02	82	341	50	14.7	T-19/30
2002-03	82	347	49	14.1	24/30
2003-04	82	310	52	16.8	12/30
2005-06	82	411	63	15.3	24/30
2006-07	82	337	61	18.1	12/30
2007-08	82	313	60	19.2	6/30
2008-09	82	308	51	16.6	24/30
2009-10	82	309	44	14.2	29/30
2010-11	82	267	35	13.1	30/30
2011-12	82	286	53	18.5	T-7/30
2012-13	48	142	29	20.4	6/30

Penalty Kill

SEASON	GAMES	TSH	PPGA	PCT.	RANK
1993-94	84	396	69	82.6	T-8/26
1994-95	48	191	32	83.2	12/26
1995-96	82	370	63	83.0	T-9/26
1996-97	82	346	50	85.5	7/26
1997-98	82	403	82	79.7	26/26
1998-99	82	370	67	81.9	22/27
1999-00	82	323	47	85.4	10/28
2000-01	82	398	64	83.9	T-14/30
2001-02	82	393	76	80.7	29/30
2002-03	82	356	66	81.5	26/30
2003-04	82	374	51	86.4	2/30
2005-06	82	514	91	82.3	14/30
2006-07	82	443	78	82.4	16/30
2007-08	82	374	66	82.4	16/30
2008-09	82	311	54	82.6	9/30
2009-10	82	287	59	79.4	23/30
2010-11	82	267	41	84.6	6/30
2011-12	82	239	49	79.5	25/30
2012-13	48	151	39	74.2	30/30

Penalty Minutes

SEASON	GAMES	MINUTES	AVG.	RANK
1993-94	84	1620	19.3	6/26
1994-95	48	770	16.0	T-5/26
1995-96	82	1494	18.2	5/26
1996-97	82	1628	19.9	17/26
1997-98	82	1676	20.4	17/26
1998-99	82	1522	18.6	23/27
1999-00	82	1329	16.2	23/28
2000-01	82	1509	18.4	28/30
2001-02	82	1994	24.3	30/30
2002-03	82	1127	13.7	10/30
2003-04	82	1192	14.5	12/30
2005-06	82	1255	15.6	14/30
2006-07	82	1181	14.4	15/30
2007-08	82	1002	12.5	7/30
2008-09	82	900	11.0	4/30
2009-10	82	977	11.9	T-14/30
2010-11	82	716	8.7	1/30
2011-12	82	792	9.7	8/30
2012-13	48	541	11.3	17/30

Shorthanded Goals

SEASON	GAMES	FOR (Rank)	AGAINST (Rank)
1993-94	84	8 (T-17/26)	15 (22/26)
1994-95	48	1 (T-24/26)	6 (T-14/26)
1995-96	82	11 (T-12/26)	12 (T-14/26)
1996-97	82	5 (T-23/26)	17 (25/26)
1997-98	82	12 (T-7/26)	16 (T-23/26)
1998-99	82	12 (T-3/27)	11 (T-23/27)
1999-00	82	2 (27/28)	8 (T-14/28)
2000-01	82	8 (T-17/30)	13 (T-26/30)
2001-02	82	8 (T-10/30)	7 (T-12/30)
2002-03	82	7 (T-19/30)	9 (T-20/30)
2003-04	82	7 (T-14/30)	12 (25/30)
2005-06	82	5 (T-27/30)	12 (T-19/30)
2006-07	82	5 (T-24/30)	6 (T-6/30)
2007-08	82	4 (T-24/30)	3 (T-1/30)
2008-09	82	7 (T-16/30)	9 (T-20/30)
2009-10	82	7 (10/30)	8 (22/30)
2010-11	82	4 (26/30)	5 (7/30)
2011-12	82	4 (22/30)	6 (T-15/30)
2012-13	48	4 (T-8/30)	1 (T-3/30)

ALL-TIME ALL-STARS

Panthers In The All-Star Game

YEAR	REPRESENTATIVE (STATS)	SITE
1994.....	Bob Kudelski (2-0-2), John Vanbiesbrouck (Win, 6 Saves/8 Shots)	New York City
1995.....	-No Game-	
1996.....	Doug MacLean (Coach, Win), Scott Mellanby (0-0-0) John Vanbiesbrouck (No Decision, 4 Saves/7 Shots)	Boston
1997.....	Doug MacLean (Coach, Win), Robert Svehla (0-2-2), John Vanbiesbrouck (No Decision, 10 Saves/12 Shots)	San Jose
1998.....	-None-	Vancouver
1999.....	Viktor Kozlov (Did Not Play - Shoulder Injury)	Tampa Bay
2000.....	Pavel Bure (3-1-4, MVP), Viktor Kozlov (0-3-3), Ray Whitney (1-1-2)	Toronto
2001.....	Pavel Bure (0-2-2)	Denver
2002.....	Sandis Ozolinsh (0-1-1)	Los Angeles
2003.....	Olli Jokinen (1-3-4)	Sunrise
2004.....	Roberto Luongo (No Decision, 8 Saves/9 Shots, SuperSkills Goalie Champion)	St. Paul
2006.....	-No Game (Olympics)	
2007.....	Jay Bouwmeester (0-0-0)	Dallas
2008.....	Tomas Vokoun (No Decision, 18 Saves/20 Shots)	Atlanta
2009.....	Jay Bouwmeester (1-2-3)	Montreal
2010.....	-No Game (Olympics)	
2011.....	-None-	Carolina
2012.....	Brian Campbell (0-1-1)	Ottawa
2013.....	-No Game-	

Panthers In The YoungStars Game

YEAR	REPRESENTATIVE (STATS)	SITE
2002.....	Roberto Luongo (W, 37 saves), Kristian Huselius (2-0-2)	Los Angeles
2003.....	Stephen Weiss (1-1-2), Jay Bouwmeester (0-1-1), Niklas Hagman (0-0-0)	Sunrise
2004.....	-None-	St. Paul
2006.....	-No Game (Olympics)	
2007.....	-None-	Dallas
2008.....	-None-	Atlanta
2009.....	Michael Frolik (0-0-0)	Montreal
2010.....	-No Game (Olympics)	
2011.....	Evgeny Dadonov	Carolina
2012.....	-None-	Ottawa
2013.....	-No Game-	

PANTHERS CAREER GOALTENDING

GOALTENDERS	GP	MINS	W	L	OT/SOL	T	GA	SOG	SO	GAA	SV%
Anderson, Craig	53	2788	24	14	7	0	117	1628	5	2.52	.928
Auld, Alex	27	1471	7	13	5	0	82	729	1	3.34	.888
Belfour, Ed	58	3289	27	17	10	0	152	1550	1	2.77	.902
Burke, Sean	66	3820	23	29	1	14	169	1832	3	2.65	.908
Clemmensen, Scott	103	5344	34	32	17	0	253	2695	3	2.84	.906
Fitzpatrick, Mark	119	6528	43	42	7	22	295	3051	4	2.71	.903
Flaherty, Wade	4	245	2	1	0	1	12	148	0	2.94	.919
Foster, Brian	1	0	0	0	0	0	0	1	0	0.00	1.000
Hume, Jani	28	1376	4	11	0	6	66	707	1	2.88	.907
Kidd, Trevor	103	5611	28	50	0	13	289	2883	3	3.09	.900
Luongo, Roberto	317	17842	108	154	27	32	796	9960	26	2.68	.920
Markstrom, Jacob	31	1689	10	19	2	0	87	921	0	3.09	.906
McLean, Kirk	3	2003	13	12	1	5	95	934	2	2.85	.898
McLennan, Jamie	17	677	2	4	2	0	34	360	0	3.01	.906
Reddick, Eldon	2	80	0	1	0	0	8	45	0	6.00	.822
Salak, Alexander	2	66	0	1	0	0	6	40	0	5.37	.850
Shields, Steve	16	732	3	6	0	1	42	346	0	3.44	.879
Shtalenkov, Mikhail	15	882	8	4	1	2	34	369	0	2.31	.908
Shulmistra, Rich	1	60	1	0	0	0	1	21	0	1.00	.952
Theodore, Jose	68	3816	26	22	14	0	167	1893	3	2.63	.912
Vanbiesbrouck, John	268	15502	106	108	10	43	666	7605	13	2.58	.912
Vernon, Mike	34	2019	18	13	2	2	83	1020	1	2.47	.919
Vokoun, Tomas	264	14273	101	108	30	0	612	8039	23	2.32	.924
Weekes, Kevin	11	485	0	5	0	1	32	247	0	3.96	.870

REGULAR SEASON RECORDS

PANTHERS CAREER SCORING

NAME	GP	G	A	PTS	PIM
Olli Jokinen.....	567	188	231	419	597
Stephen Weiss.....	654	145	249	394	313
Scott Mellanby.....	552	157	197	354	953
Nathan Horton.....	422	142	153	295	382
Viktor Kozlov.....	414	101	190	291	118
Robert Svehla.....	573	61	229	290	603
Radek Dvorak.....	613	113	155	268	216
Rob Niedermayer.....	518	101	165	266	435
Pavel Bure.....	223	152	99	251	134
Ray Whitney.....	273	97	130	227	109
Jay Bouwmeester.....	471	53	150	203	329
David Booth.....	309	87	80	167	127
Bill Lindsay.....	506	67	98	165	609
Gord Murphy.....	410	42	100	142	238
Rostislav Olesz.....	349	57	75	132	112
Jozef Stumpel.....	199	45	84	129	58
Kristian Huselius.....	257	58	69	127	62
Marcus Nilson.....	327	48	78	126	193
Ray Sheppard.....	190	61	60	121	33
Tom Fitzgerald.....	353	54	67	121	281
Stu Barnes.....	191	49	72	121	94
Johan Garpenlov.....	265	47	74	121	133
Michael Frolik.....	213	50	67	117	81
Jesse Belanger.....	180	49	68	117	44
Dave Lowry.....	272	50	60	110	178
Cory Stillman.....	165	39	71	109	79
Mike Van Ryn.....	257	25	80	105	220
Bryan McCabe.....	199	28	76	104	152
Jody Hull.....	281	56	44	100	49
Brian Skrudland.....	256	32	67	99	401
Ed Jovanovski.....	325	32	65	97	580
Tomas Fleischmann.....	130	39	57	96	42
Valeri Bure.....	132	33	56	89	42
Ville Pelttonen.....	207	34	54	88	79
Juraj Kolnik.....	204	40	46	86	72
Martin Gelin.....	164	31	54	85	116
Gregory Campbell.....	363	29	56	85	312
Mark Parrish.....	154	50	31	81	64
Shawn Matthias.....	253	39	42	81	95
Niklas Hagman.....	263	30	50	80	52
Dmitry Kulikov.....	232	16	64	80	135
Brian Campbell.....	130	12	68	80	18
Mike Hough.....	259	27	52	79	185
Chris Gratton.....	157	30	44	74	198
Ivan Novoseltsev.....	217	29	44	73	106
Paul Laus.....	530	14	58	72	1702
Gary Roberts.....	108	27	42	69	122
Bryan Allen.....	284	14	53	67	278
Bret Hedican.....	202	17	48	65	169
Joe Nieuwendyk.....	80	31	33	64	50
Keith Ballard.....	164	14	48	62	160
Dave Gagner.....	114	24	38	62	94
Kamil Kreps.....	232	18	42	60	71
Richard Zednik.....	124	32	27	59	89
Tomas Kopecky.....	127	25	34	59	60
Jason Garrison.....	190	23	36	59	81
Kris Versteeg.....	81	25	33	58	57
Brett McLean.....	147	21	35	56	63
Mike Santorelli.....	166	31	24	55	40
Rustan Salei.....	147	9	46	55	177
Sandis Ozolins.....	88	17	38	55	64
Andrei Lomakin.....	107	20	34	54	32
Jaroslav Spacek.....	157	15	39	54	89
Oleg Kravsha.....	146	17	33	50	79
Steven Reinprecht.....	111	20	28	48	24
Kirk Muller.....	162	13	34	47	107
Jason Woolley.....	89	10	37	47	52
Marcel Goc.....	99	20	26	46	18
Terry Carkner.....	279	6	40	46	293
Mike Sillinger.....	68	17	25	42	60
Peter Worrell.....	342	16	26	42	1375
Bob Kudelski.....	83	20	19	39	12
Dan Boyle.....	129	10	29	39	50

NAME	GP	G	A	PTS	PIM
Steve Montador.....	196	10	28	38	260
Dave Nemirovsky.....	91	16	22	38	42
Brian Benning.....	97	7	31	38	125
Mike Weaver.....	191	3	35	38	56
Mikael Samuelsson.....	85	16	21	37	49
Martin Straka.....	67	9	26	35	18
Dennis Wideman.....	61	9	24	33	33
Len Barrie.....	76	9	24	33	141
Marty Reasoner.....	82	14	18	32	22
Jonathan Huberdeau.....	48	14	17	31	18
Jason Whitham.....	70	11	20	31	178
Matt Cullen.....	86	12	19	31	46
Ryan Johnson.....	164	8	22	30	50
Steve Washburn.....	81	14	15	29	40
Per Gustafsson.....	58	7	22	29	22
Brad Ference.....	167	4	24	28	432
Rhett Warrenner.....	217	4	23	27	297
Jason Garrison.....	113	7	19	26	49
Denis Shvidki.....	76	11	14	25	30
Byron Ritchie.....	111	10	15	25	137
Chris Wells.....	141	7	18	25	134
Jack Skille.....	99	8	16	24	43
Sean Bergenheim.....	62	17	6	23	48
Chris Higgins.....	48	11	12	23	10
Greg Adams.....	60	11	12	23	10
Dino Ciccarelli.....	42	11	12	23	55
Jassen Cullimore.....	133	5	18	23	75
Lukas Krajcek.....	90	3	20	23	62
Dennis Seidenberg.....	62	2	21	23	33
Joel Kwiatkowski.....	114	9	13	22	106
Mathieu Biron.....	91	4	18	22	65
Geoff Smith.....	137	6	16	22	82
Keyvin Adams.....	56	7	14	21	30
Nick Boynton.....	68	5	16	21	91
Mike Wilson.....	83	4	17	21	60
Anders Eriksson.....	60	0	21	21	28
Evgenii Dadonov.....	55	10	10	20	16
Michal Repik.....	55	9	11	20	36
Jaroslav Bednar.....	65	6	14	20	18
Sean Hill.....	78	2	18	20	80
Pavel Trnka.....	89	3	16	19	75
Andreas Lilja.....	135	7	12	19	146
Karlis Skrastins.....	97	5	14	19	42
Magnus Svensson.....	46	4	14	18	31
Jon Sim.....	33	10	8	18	26
Jordan Leopold.....	61	7	11	18	22
Filip Kuba.....	62	2	15	17	26
Cory Murphy.....	47	2	15	17	22
Branislav Mezei.....	174	4	13	17	246
Dominic Moore.....	48	8	9	17	35
Keaton Ellerby.....	125	2	15	17	70
Cam Stewart.....	65	9	7	16	30
Vaclav Prospal.....	34	4	12	16	10
Greg Hawgood.....	33	2	14	16	9
Lyle Odelein.....	82	4	12	16	88
Steve Bernier.....	68	5	10	15	21
Sergei Samsonov.....	20	3	11	14	2
Drew Shore.....	43	3	10	13	14
Donald Audette.....	28	6	7	13	22
Lance Pitlick.....	165	5	8	13	98
Brent Severyn.....	76	5	8	13	193
Ivan Majesky.....	82	4	8	12	92
Erik Gudbranson.....	104	2	10	12	125
Serge Payer.....	114	7	5	12	47
Anthony Stewart.....	105	4	8	12	38
Keith Brown.....	64	4	8	12	62
Scott Levins.....	29	5	6	11	69
Igor Larionov.....	26	5	6	11	10
Eric Beaudoin.....	53	3	8	11	41
Lance Ward.....	134	4	7	11	254
Todd Simpson.....	107	2	9	11	276
Joe Cirella.....	83	1	10	11	120
Jeff Norton.....	51	0	11	11	28
Scottie Upshall.....	53	6	4	10	54
Tomas Vokoun.....	264	0	10	10	8
Magnus Johansson.....	27	0	10	10	14
Alexander Godynnyuk.....	26	0	10	10	35
Darcy Hordichuk.....	124	4	5	9	249
Mike Foligno.....	39	4	5	9	49
Wojtek Wolski.....	22	4	5	9	0
Alex Hicks.....	59	1	8	9	62
Esa Tikkanen.....	28	1	8	9	16
Nick Tamasky.....	65	2	7	9	118

PANTHERS CAREER SCORING

NAME	GP	G	A	PTS	PIM	NAME	GP	G	A	PTS	PIM
TJ Brennan	19	2	7	9	2	Greg Jacina	14	0	1	1	6
Pierre Dagenais	35	7	1	8	8	Igor Kravchuk	7	0	1	1	4
Stephane Matteau	52	4	4	8	27	Steve MacIntyre	18	0	1	1	17
Randy Gilhen	20	4	4	8	16	Stephane J.G. Richer	3	0	1	1	2
Matt Bradley	45	3	5	8	31	Jeff Ware	6	0	1	1	6
John Vanbiesbroeck	268	0	8	8	68	Mikhail Yakubov	13	0	1	1	4
Niclas Bergfors	20	1	6	7	2	Eric Selleck	2	0	1	1	17
Bill Thomas	31	5	3	8	6	Jose Theodore	53	0	0	0	0
Todd Bertuzzi	7	1	6	7	13	Kirk McLean	37	0	0	0	2
Alexi Semenov	39	1	6	7	49	Wade Belak	32	0	0	0	37
Dmitry Yushkevich	23	1	6	7	14	Jacob Markstrom	31	0	0	0	0
Vaclav Nedorost	32	4	3	7	12	Quinton Howden	18	0	0	0	2
Darren Van Impe	36	1	6	7	31	Jani Hume	28	0	0	0	2
Roberto Luongo	242	0	7	7	10	Steve Shields	16	0	0	0	6
Tyson Strachan	53	1	6	7	45	Mikhail Shtalenkov	15	0	0	0	2
Jerred Smithson	51	2	4	6	14	Dwayne Hay	15	0	0	0	2
Igor Ulanov	70	1	5	6	50	Nick Smith	15	0	0	0	0
Victor Oreskovich	50	2	4	6	26	Mike Ducco	12	0	0	0	60
Marco Sturm	42	3	2	5	23	Kevin Weekes	11	0	0	0	0
Clay Wilson	17	3	2	5	6	Rocky Thompson	10	0	0	0	31
Joey Tetarenko	69	4	1	5	171	Jeff Daniels	10	0	0	0	0
Krys Barch	41	2	3	5	91	Kyle Rossiter	9	0	0	0	9
Alex Kovalev	14	2	3	5	6	Jamie Allison	7	0	0	0	11
Jeff Toms	8	2	2	4	4	Garth Murray	6	0	0	0	19
Christian Berglund	10	3	1	4	10	Ty Jones	6	0	0	0	7
Sean Burke	66	0	4	4	29	Craig Ferguson	6	0	0	0	0
Ville Koistinen	17	1	3	4	8	David Emma	6	0	0	0	0
John Madden	31	3	0	3	4	Bracken Kearns	5	0	0	0	10
Ryan Carter	19	2	1	3	28	Herbert Vasiljevs	5	0	0	0	2
Drew Larman	22	2	1	3	4	Dave Tomlinson	5	0	0	0	0
Ric Jackman	22	2	1	3	16	Craig Fisher	4	0	0	0	0
Tim Kennedy	33	1	2	3	4	Jamie Linden	4	0	0	0	17
Gilbert Dionne	5	1	2	3	0	Eric Boguniecki	4	0	0	0	2
Brett Harkins	8	0	3	3	6	David Morisset	4	0	0	0	5
Gaetan Duchesne	13	1	2	3	0	Wade Flaherty	4	0	0	0	0
Brad Smyth	15	2	1	3	6	Stefan Meyer	4	0	0	0	0
Janis Sprukts	15	1	2	3	2	Grant McNeill	3	0	0	0	5
Randy Moller	17	0	3	3	16	Mike Casselman	3	0	0	0	0
Eric Messier	21	0	3	3	16	Matt Herr	3	0	0	0	0
Craig MacDonald	34	0	3	3	25	Chris Allen	2	0	0	0	2
Mike Vernon	34	0	3	3	2	Kristian Kudroc	2	0	0	0	2
John Jakopin	82	1	2	3	92	Eldon Reddick	2	0	0	0	0
Mark Fitzpatrick	119	0	3	3	31	Doug Barrault	2	0	0	0	0
Kennal McArdle	33	1	2	3	47	Dave Duerden	2	0	0	0	0
Tanner Glass	44	1	1	2	46	Alexander Salak	2	0	0	0	0
Ed Belfour	58	0	2	2	10	Hugh Jessiman	2	0	0	0	0
Rob Globoke	46	1	1	2	8	Viacheslav Butsayev	1	0	0	0	2
Patrick Lebeau	4	1	1	2	4	Jamie Rivers	1	0	0	0	2
Yan Golubovskiy	6	0	2	2	2	Craig Martin	1	0	0	0	5
Peter Andersson	8	1	1	2	0	Jim Campbell	1	0	0	0	0
Craig Anderson	53	0	2	2	4	Paul Brousseau	1	0	0	0	0
Ryan Jardine	8	0	2	2	2	Rich Shulmistra	1	0	0	0	0
Jason Podollan	19	1	1	2	4	Jon Matsumoto	1	0	0	0	0
Brad Norton	22	0	2	2	45	Greg Rallo	1	0	0	0	0
Peter Ratchuk	32	1	1	2	10	Nolan Yonkman	1	0	0	0	0
Dallas Eakins	41	0	2	2	79						
Trevor Kidd	103	0	2	2	6						
Jeff Taffe	21	1	1	2	4						
Byron Bitz	7	1	1	2	2						
George Parros	39	1	1	2	57						
Scott Clemmensen	48	0	2	2	2						
Patrick Rissmiller	9	0	1	1	0						
Alexander Sulzer	9	0	1	1	0						
Scott Timmins	19	1	0	1	8						
Joe Callahan	27	0	1	1	12						
Alex Auld	27	0	1	1	2						
Scott Timmins	24	1	0	1	12						
Greg Rallo	11	1	0	1	2						
Nick Bjugstad	11	1	0	1	2						
Steve Eminger	9	1	0	1	6						
Noah Welch	6	1	0	1	9						
Martin Lojek	5	0	1	1	0						
Colby Robak	19	0	1	1	17						
Jamie Leach	2	1	0	1	0						
Josh Olson	5	1	0	1	0						
Kamil Piroso	3	1	0	1	0						
Andrej Podkonicky	6	1	0	1	2						
Greg Smyth	12	1	0	1	37						
David Brine	9	0	1	1	4						
Mark Cullen	6	0	1	1	2						
Lee Goren	2	0	1	1	0						
Mike Green	11	0	1	1	2						
Jeff Greenlaw	4	0	1	1	2						

REGULAR SEASON RECORDS

TEAM RECORDS: PERIOD

Most...

GOALS – 6 – (2nd per.) vs. Boston (4/5/00)

GOALS AGAINST – 6 – (Three times) MR: (3rd per) at Carolina (1/11/07)

GOALS BOTH TEAMS – 7 – (Seven times) MR: (2nd per.) vs Pittsburgh (2/26/13)

PENALTY MINUTES – 120 – (3rd pd.) vs. Philadelphia (10/13/01)

PENALTY MINUTES BY OPPONENT – 89 – (3rd per.) at Pittsburgh (2/6/03)

PENALTY MINUTES BY BOTH TEAMS – 196 – (3rd per.) vs. Philadelphia (10/13/01)

SHOTS ON GOAL AT HOME – 28 – (2nd per.) vs. Washington (10/20/05)

SHOTS ON GOAL ON ROAD – 22 – (3rd per.) at Atlanta (12/26/01)

SHOTS AGAINST AT HOME – 28 – (1st per.) vs. NY Islanders (3/17/04)

SHOTS AGAINST ON ROAD – 29 – (2nd per.) at NY Islanders (3/2/08)

POWER-PLAY GOALS – 4 – (1st per.) vs. Ottawa (12/9/98)

POWER-PLAY GOALS AGAINST – 3 – (Twice) (3rd per.) at Montreal (3/9/98)

SHORT-HANDED GOALS – 2 – (Twice) MR: (1st per.) at NY Rangers (12/12/97)

SHORT-HANDED GOALS AGAINST – 2 – (Four times) MR: (2nd per.) at Buffalo (3/19/98)

Fewest...

SHOTS ON GOAL – 0 – (six times) MR: (3rd.) vs. Washington (3/17/09)

SHOTS ON GOAL AGAINST – 0 – (twice) (2nd per.) at Edmonton (10/20/01) and (1st per.) vs. Los Angeles (10/28/97)

Fastest...

OPENING GOAL – :10 – Johan Garpenlov at Colorado (10/17/96)

OPENING GOAL AGAINST – :10 – Mike Knuble vs. Boston (2/14/03)

OPENING GOAL, HOME – :15 – Mike Hough vs. Pittsburgh (3/28/96)

OPENING GOAL AGAINST, HOME – :10 – Mike Knuble vs. Boston (2/14/03)

GOAL FROM START OF PERIOD – :10 – (twice) MR: Nathan Horton (2nd per.) at Toronto (2/5/08)

GOAL FROM START OF PERIOD AGAINST – :09 – Ruslan Fedotenko (2nd per.) vs. Tampa Bay (3/20/06)

OVERTIME GOAL – :22 – Nathan Horton at Boston (3/4/08)

OVERTIME GOAL AGAINST – :17 – Vincent Lecavalier

vs. Tampa Bay (4/14/02)

TWO GOALS SCORED BY ONE PLAYER – :07 – Viktor Kozlov (2nd per.) vs. Montreal (2/10/04)

TWO GOALS AGAINST BY ONE PLAYER – :17 – Mike Knuble (1st per.) vs. Boston (2/14/03)

TWO GOALS – :07 – Viktor Kozlov, 1:43 and 1:50 (2nd per.) vs. Montreal (2/10/04)

TWO GOALS AGAINST – :12 – Chris Drury (8:46) and Ryan Callahan (8:58) at NY Rangers (10/4/07)

THREE GOALS – 1:17 – Viktor Kozlov, 18:09, Mark Parrish, 18:29 and Pavel Bure, 19:26 (3rd per.) vs. Los Angeles (10/6/99)

THREE GOALS AGAINST – 1:00 – Kevin Lowe, 16:52, Tony Amonte, 17:12 and Adam Graves, 17:52 (2nd per.) vs. NY Rangers (11/16/93)

TEAM RECORDS: GAME

Most...

DECISIVE WIN AT HOME – 6-0 – (Four times) MR: vs. Tampa Bay (10/16/10)

DECISIVE WIN ON ROAD – 8-0 – at Toronto (2/5/08)

DECISIVE SHUTOUT WIN AT HOME – 6-0 – (Three times), vs Tampa Bay (10/16/10) vs. Anaheim (11/21/01) and vs. Hartford (10/12/96)

DECISIVE SHUTOUT WIN ON ROAD – 8-0 – at Toronto (2/5/08)

DECISIVE LOSS AT HOME – 7-0 – vs. Los Angeles (2/3/07)

DECISIVE LOSS ON ROAD – 12-2 – at Washington (1/11/03)

DECISIVE SHUTOUT LOSS AT HOME – 7-0 – vs. Los Angeles (2/03/07)

DECISIVE SHUTOUT LOSS ON ROAD – 8-0 – at Boston (12/23/11)

GOALS – 10 – vs. Boston (11/26/97), 10-5 (W)

GOALS AT HOME – 10 – vs. Boston (11/26/97), 10-5 (W)

GOALS ON ROAD – 8 – at Toronto (2/5/08), 8-0 (W) and at Tampa Bay (2/28/06), 8-2 (W)

GOALS BOTH TEAMS – 15 – vs. Boston (11/26/97), 10-5 (W)

GOALS AGAINST – 12 – at Washington (1/11/03), 12-2 (L)

GOALS AGAINST AT HOME – 8 – vs. Chicago (3/15/98), 8-4 (L)

GOALS AGAINST ON ROAD – 12 – at Washington (1/11/03), 12-2 (L)

ASSISTS – 16 – vs. Boston (11/26/97), 10-5 (W)

SCORING POINTS – 26 – vs. Boston (11/26/97), 10-5 (W)

PENALTY MINUTES – 128 – vs. Philadelphia (10/13/01), 5-2 (L)

Fewest...

PENALTY MINUTES – 0 – (Five Times) MR: vs Winnipeg (3/5/13), 4-1 W

PENALTY MINUTES BY AN OPPONENT – 0 – at Carolina (4/4/08), 4-3 (W), vs Carolina (11/24/08), 3-2 (W)

PENALTY MINUTES BY BOTH TEAMS – 2 – (Two Times) at New York Rangers (3/22/11), vs. New Jersey (1/26/00), 3-2 (L)

SHOTS ON GOAL – 11 – at Ottawa (4/12/99), 2-0 (W), at Washington (11/3/95), 3-2 (W)

SHOTS ON GOAL AT HOME – 13 – vs. Calgary (2/5/10), 2-1 (L)

PENALTY MINUTES BY OPPONENT – 101 – at Pittsburgh (2/6/03), 6-0 (W)

PENALTY MINUTES BY BOTH TEAMS – 214 – vs. Philadelphia (10/13/01), FLA-128, PHI-86, 5-2 (L)

PENALTIES – 24 – (128 PIM) vs. Philadelphia (10/13/01), 5-2 (L)

PENALTIES BY OPPONENT – 22 – (Two times), (101 PIM) at Pittsburgh (2/6/03), 6-0 (W) and (83 PIM) at Tampa Bay (3/21/98), 5-1 (L)

POWER-PLAY GOALS – 5 – (Three Times) vs. Tampa Bay (10/17/11), 7-4 (W), vs. Ottawa (12/9/98), 6-5 (W) and vs. NY Rangers (10/25/96), 6-4 (W)

POWER-PLAY GOALS AGAINST – 5 – (Three times), MR: vs. Atlanta (10/23/06)

POWER-PLAY OPPORTUNITIES – 11 – (Four times) MR: vs. NY Islanders (10/10/05)

POWER-PLAY OPPORTUNITIES, OPPONENT – 12 – at Washington (12/3/09), 6-2 (L) (3 of 12) & at Chicago (10/30/02), 4-1 (L) (1 of 12)

SHORT-HANDED GOALS – 2 – (Five times) MR: at Atlanta (11/19/02), 4-3 (OTL)

SHORT-HANDED GOALS AGAINST – 3 – at Ottawa (11/18/00), 5-2 (L) and at Buffalo (3/19/98), 6-1 (L)

SHOTS ON GOAL – 55 – vs Atlanta (11/3/10)

SHOTS ON GOAL AT HOME – 55 – vs Atlanta (11/3/10)

SHOTS ON GOAL ON ROAD – 48 – at Atlanta (4/10/02) and at Boston (3/27/06)

SHOTS ON GOAL BOTH TEAMS – 97 – vs. Washington (4/15/06)

SHOTS AGAINST – 60 – vs. Detroit (2/27/02), 3-2 (OTL)

SHOTS AGAINST AT HOME – 60 – vs. Detroit (2/27/02), 3-2 (OTL)

SHOTS AGAINST ON ROAD – 55 – at Chicago (10/2/09) & at Washington (12/18/05)

SHOTS ON GOAL ON ROAD – 11 – (Two times), at Ottawa (4/12/99), 2-0 (W), at Washington (11/3/95), 3-2 (W)

SHOTS ON GOAL BOTH TEAMS – 34 – vs. Ottawa, FL-17, OTT-17 (1/22/03), 2-1 (L)

SHOTS AGAINST – 11 – at Minnesota (3/9/10) 3-2 (SOW)

SHOTS AGAINST AT HOME – 12 – vs. Los Angeles (10/28/97), 2-2 (T)

SHOTS AGAINST ON ROAD – 11 – at Minnesota (3/9/10) 3-2 (SOW)

TEAM RECORDS: SEASON

Most...

GOALS – 254 (1995-96)

ASSISTS – 435 (1995-96)

POINTS (GOALS/ASSISTS) – 689 (1995-96)

PENALTY MINUTES – 1994 (30th NHL), 82 GP, 24.3 Avg. (2001-02)

GOALS AT HOME – 137 (1995-96)

GOALS ON ROAD – 118 (1993-94 and 2008-09)

GOALS AGAINST – 256 (1997-98)

GOALS AGAINST AT HOME – 135 (1997-98)

GOALS AGAINST ON ROAD – 137 (1995-96)

POINTS IN STANDINGS – 98 (1999-00)

POINTS IN STANDINGS AT HOME – 58 (1999-00)

POINTS IN STANDINGS ON ROAD – 44 (1993-94)

POWER-PLAY GOALS – 81 (1995-96)

POWER-PLAY GOALS AGAINST – 91 (2005-06)

SHORT-HANDED GOALS – 12 (1997-98 and 1998-99)

SHORT-HANDED GOALS AGAINST – 17 (1996-97)

SHUTOUTS – 9 (2008-09)

SHUTOUTS AT HOME – 6 (2008-09)

SHUTOUTS ON ROAD – 4 (2002-03, 2007-08 and 2009-10)

SHUTOUTS AGAINST – 10 (1998-99, 2001-02, and 2006-07)

SHUTOUTS AGAINST AT HOME – 5 (1998-99 and 2001-02)

SHUTOUTS AGAINST ON ROAD – 7 (2006-07)

WINS – 43 (1999-00)

WINS AT HOME – 26 (1999-00)

WINS ON ROAD – 20 (2007-08)

LOSSES – 44 (2001-02)

LOSSES AT HOME – 24 (1997-98)

LOSSES ON ROAD – 25 (2000-01, 5 in OT)

TIES – 19 (1996-97)

TIES AT HOME – 9 (1993-94)

TIES ON ROAD – 11 (1996-97 and 1998-99)

OVERTIME LOSSES – 18 (2011-12)

Fewest...

GOALS – 109 (2012-13)

ASSISTS – 172 (2012-13)

POINTS (GOALS/ASSISTS) – 281 (2012-13)

PENALTY MINUTES – 716 (1st NHL), 82 GP, 8.7 Avg. (2010-11)

GOALS AT HOME – 60 (1994-95)

GOALS ON ROAD – 45 (2012-13)

GOALS AGAINST – 127 (1994-95)

GOALS AGAINST AT HOME – 60 (1994-95)

GOALS AGAINST ON ROAD – 62 (1994-95)

POINTS IN STANDINGS – 36 (2012-13)

POINTS IN STANDINGS AT HOME – 21 (1994-95 & 2012-13)

POINTS IN STANDINGS ON ROAD – 15 (2012-13)

POWER-PLAY GOALS – 29 (1994-95 & 2012-13)

POWER-PLAY GOALS AGAINST – 32 (1994-95)

SHORT-HANDED GOALS – 1 (1994-95)

SHORT-HANDED GOALS AGAINST – 1 (2011-12)

SHUTOUTS – 2 (1993-94, 1995-96, 1996-97, 1999-00, 2006-07)

SHUTOUTS AT HOME – 0 (2006-07)

SHUTOUTS ON ROAD – 0 (1995-96 and 1999-00)

SHUTOUTS AGAINST – 1 (1993-94)

SHUTOUTS AGAINST AT HOME – 0 (1993-94 and 1999-00)

SHUTOUTS AGAINST ON ROAD – 1 (1993-94 and 2008-09)

WINS – 15 (2012-13)

WINS AT HOME – 8 (2002-03 & 2012-13)

WINS ON ROAD – 7 (2012-13)

LOSSES – 22 (1994-95)

LOSSES AT HOME – 11 (2005-06 & 2012-13)

LOSSES ON ROAD – 10 (1994-95)

TIES – 6 (1994-95 and 1999-00)

TIES AT HOME – 3 (1994-95)

TIES ON ROAD – 2 (1999-00)

*1994-95 & 2012-13 Records based on 48-game schedule

TEAM RECORDS: STREAKS

Longest...

WIN STREAK – 7 GAMES – (3/2 – 3/16/08), (3/17/06-3/29/06), (11/2-11/14/95)

WIN STREAK AT HOME – 5 GAMES – (3/4 – 3/17/12) (1/16-1/26/10), (1/27-2/13/09), (3/6 – 3/16/08), (3/17/06-4/1/06), (11/5-11/14/95)

WIN STREAK ON ROAD – 5 GAMES – (11/30-12/12/08)

WIN STREAK VS. A SINGLE TEAM – 12 GAMES – vs. Pittsburgh (4/3/02 – 4/7/06)

WIN STREAK AT HOME VS. A SINGLE TEAM – 8 GAMES – vs NY Islanders (3/17/07-10/23/10)

WIN STREAK ON ROAD VS. A SINGLE TEAM – 5 GAMES – at Tampa Bay (11/27/98 – 3/10/00) and at Ottawa (11/11/93 – 10/28/95)

LOSING STREAK – 13 GAMES – (2/7-3/23/98)

LOSING STREAK AT HOME – 6 GAMES – (2/25-3/23/98)

LOSING STREAK ON ROAD – 13 GAMES – (10/27-12/17/05)

LOSING STREAK VS. A SINGLE TEAM – 6 GAMES – vs. NY Rangers (11/3/01 – 3/1/03), vs. Ottawa (11/18/00 – 3/17/02), vs. Chicago (12/30/99 – 10/17/02), vs. New Jersey (4/8/00 – 11/24/01), vs. Washington (1/19/00 – 1/24/01) and vs. Philadelphia (11/2/96 – 12/20/97)

LOSING STREAK AT HOME VS. A SINGLE TEAM – 9 GAMES – vs. New Jersey (10/25/00 – 1/27/06)

LOSING STREAK ON ROAD VS. A SINGLE TEAM – 13 GAMES – at Carolina (2/16/04 – 2/16/08)

TIE STREAK – 3 GAMES – (11/20-11/24/02, 4/6-4/10/02 and 1/5-1/8/99, 2/3-2/7/97)

TIE STREAK AT HOME – 2 GAMES – (12/13-12/18/03, 3/9-3/13/02, 3/21-3/23/94 and 10/17-10/19/93)

TIE STREAK ON ROAD – 3 GAMES – (4/6-4/10/02, 1/5-1/8/99, 4/11-4/18/98, 2/3-2/7/97 and 1/10-1/22/96)

TIE STREAK VS. A SINGLE TEAM – 5 GAMES – vs. San Jose (10/16/96 – 2/15/99)

TIE STREAK AT HOME VS. A SINGLE TEAM – 3 GAMES – vs. NY Islanders (2/4/02 – present), vs. Carolina (12/5/98 – 3/6/99) and vs. San Jose (2/25/97 – 2/15/99)

TIE STREAK ON ROAD VS. A SINGLE TEAM – 3 GAMES – at Atlanta (3/3/01 – 4/10/02), at Vancouver (1/14/97 – 1/8/99) and at Detroit (2/26/99 – 12/15/07)

CONSECUTIVE GAMES STREAK WITHOUT A TIE – 23 GAMES – (10/30/01 – 12/22/01)

UNBEATEN STREAK – 12 GAMES – 8-0-4 (10/5-10/30/96)

UNBEATEN STREAK AT HOME – 8 GAMES – 7-0-1 (11/5-11/26/95)

UNBEATEN STREAK ON ROAD – 7 GAMES – 5-0-2 (12/7-12/29/93) and 4-0-3 (10/5-10/29/96)

UNBEATEN STREAK VS. A SINGLE TEAM – 11 GAMES – (10-0-1) vs. Ottawa (10/14/93 – 3/19/96) and (9-0-2) vs. Tampa Bay (4/18/98 – 4/1/00)

UNBEATEN STREAK AT HOME VS. A SINGLE TEAM – 12 GAMES – (10-0-2) vs. Tampa Bay (1/25/97 – 1/27/01)

UNBEATEN STREAK ON ROAD VS. A SINGLE TEAM – 7 GAMES – (4-0-3) at Philadelphia (4/7/94 – 10/27/96)

WINLESS STREAK – 15 GAMES – (0-14-1) from 2/1-3/23/98

WINLESS STREAK AT HOME – 13 GAMES – (0-10-2-1) from 2/5-3/24/03

WINLESS STREAK ON ROAD – 16 GAMES – (0-12-4) from 1/2-3/21/98

WINLESS STREAK VS. A SINGLE TEAM – 11 GAMES – (0-8-5) vs. Detroit (2/16/97 – 12/15/05)

WINLESS STREAK AT HOME VS. A SINGLE TEAM – 9 GAMES – (0-8-0) vs. New Jersey (10/25/00 – 1/27/06)

WINLESS STREAK ON ROAD VS. A SINGLE TEAM – 14 GAMES – (0-13-1-1) at Carolina (1/24/03 – 2/16/08)

CONSECUTIVE SHUTOUT STREAK – 2 GAMES – 3/2-3/4/08, 12/21-12/23/08, 2/23-2/25/04, 1/15-1/18/03

CONSECUTIVE SHUTOUTS AGAINST STREAK – 3 GAMES – (11/25 – 11/30/06)

CONSECUTIVE GAMES STREAK WITHOUT BEING SHUT OUT – 79 GAMES – (12/2/93 – 2/25/95)

CONSECUTIVE GAMES STREAK WITHOUT SHUTTING OUT OPPONENT – 61 GAMES – (10/24/95 – 3/13/96)

CONSECUTIVE SHUTOUT MINUTES – 182:37 – Roberto Luongo (2/21-2/27/04)

REGULAR SEASON RECORDS

INDIVIDUAL RECORDS: PERIOD

Most...

GOALS – 3 – Steven Reinprecht (1st per.) at Dallas (10/30/09), Pavel Bure (3rd per.) at Phoenix (12/8/99) and (3rd per.) vs. Tampa Bay (1/1/00)

GOALS AGAINST – 3 – Mikael Renberg (3rd per.) at Tampa Bay (3/21/98)

ASSISTS – 3 – Bryan McCabe (2nd per.) vs. Philadelphia (3/3/10), Nathan Horton (1st per.) at Dallas (10/30/09) and (2nd per.) at Tampa Bay (1/17/09), Ray Whitney (1st per.) at New Jersey (10/30/00) and Scott Mellanby (3rd per.) vs. Toronto (1/13/99)

ASSISTS AGAINST – 3 – Several times. MR: Scott Gomez (2nd per.) vs. New Jersey (3/3/04)

POINTS – 3 – Several times. MR: Kris Versteeg (3rd pd) (10/17/11) at Tampa Bay

POINTS AGAINST – 4 (2-2-4) – Jaromir Jagr (2nd per.) at Washington (1/11/03), Peter Forsberg (3rd per.) vs. Colorado (3/3/99) and Paul Kariya (1st per.)

at Anaheim (1/21/98)

POWER-PLAY GOALS – 2 – Several times. MR: Richard Zednik (2/5/08) at Toronto (8-0 W)

POWER-PLAY GOALS AGAINST – 2 – Several times. MR: Mariusz Czerkawski (2nd per.) at NY Islanders (4/9/00)

SHORT-HANDED GOALS – 2 – Radek Dvorak (1st per.) at NY Rangers (12/12/97)

SHORT-HANDED GOALS AGAINST – 2 – Alexei Zhitnik (2nd per.) at Buffalo (3/19/98)

PENALTY MINUTES – 32 – Joey Tetarenko (2nd per.) vs. Atlanta (1/19/02)

PENALTY MINUTES AGAINST – 34 – Darcy Tucker (3rd per.) at Tampa Bay (12/27/99)

SHOTS ON GOAL – 9 – Pavel Bure (1st per.) vs. Pittsburgh (3/16/01)

INDIVIDUAL RECORDS: GAME

Most...

GOALS – 4 – Pavel Bure at Atlanta (2/10/01) and vs. Tampa Bay (1/1/00), and Mark Parrish at Chicago (10/30/98)

GOALS AGAINST – 4 – (Five times) MR: Mats Sundin at Toronto (4/11/06)

ASSISTS – 4 – (Seven times) MR: Brian Campbell at Tampa Bay (10/17/11)

ASSISTS AGAINST – 5 – Joe Thornton vs. Boston (12/28/01)

POINTS – 6 – Olli Jokinen (2-4-6) vs. NY Islanders (3-17-07)

POINTS AGAINST – 7 – Jaromir Jagr (3-4-7) at Washington (1/11/03)

POWER-PLAY GOALS – 3 – Richard Zednik at Toronto (2/5/08)

POWER-PLAY GOALS AGAINST – 3 – Pascal Rheaume vs. Atlanta (1/19/02)

SHORT-HANDED GOALS – 2 – (Three times) MR: Olli Jokinen at Atlanta (11/19/02)

SHORT-HANDED GOALS AGAINST – 2 – (Three times) MR: Marian Hossa at Ottawa (11/18/00)

SHOTS ON GOAL – 14 – Pavel Bure at Atlanta (2/10/01) & David Booth vs. Atlanta (10/18/10)

SHOTS AGAINST – 12 – Nelson Emerson vs. Winnipeg (at Hamilton, 2/22/94)

PENALTY MINUTES – 37 – Joey Tetarenko vs. Atlanta (1/19/02)

PENALTY MINUTES BY OPPONENT – 34 – Darcy Tucker at Tampa Bay (12/27/99)

BEST PLUS/MINUS – +6 – Terry Carkner and Robert Svehla vs. Boston (11/26/97)

By Defenseman...

GOALS – 2 – Several times. MR: Bryan McCabe at Toronto (1/5/10)

ASSISTS – 4 – Brian Campbell (11/17/11) at Tampa Bay and Bryan McCabe vs. Tampa Bay (10/16/10)

POINTS – 4 – Brian Campbell (11/17/11) at Tampa Bay, Bryan McCabe (1-3-4) vs. Philadelphia (3/3/10) and at Washington (3/1/09) and Bret Hedican (2-2-4) vs. Toronto (12/29/01)

PENALTY MINUTES – 30 – Paul Laus vs. Washington (1/19/94 and 3/16/95)

INDIVIDUAL RECORDS: SEASON

Most...

GAMES PLAYED – 84 – Bill Lindsay and Gord Murphy (1993-94)

GOALS – 59 – Pavel Bure (2000-01)

ASSISTS – 53 – Viktor Kozlov (1999-00)

POINTS – 94 – Pavel Bure (1999-00)

PENALTY MINUTES – 354 – Peter Worrell (2001-02)

POWER-PLAY GOALS – 19 – Pavel Bure (2000-01) and Scott Mellanby (1995-96)

SHORT-HANDED GOALS – 6 – Tom Fitzgerald (1995-96)

GAME-WINNING GOALS – 14 – Pavel Bure (1999-00)

SHOTS ON GOAL – 384 – Pavel Bure (2000-01)

HAT TRICKS – 4 – Pavel Bure (2000-01 and 1999-00)

GOALS BY A DEFENSEMAN – 16 – Jason Garrison (2011-2012)

ASSISTS BY A DEFENSEMAN – 49 – Brian Campbell (2011-12) and Robert Svehla (1995-96)

POINTS BY A DEFENSEMAN – 57 – Robert Svehla (1995-96)

PENALTY MINUTES BY A DEFENSEMAN – 313 – Paul Laus (1996-97)

POWER-PLAY GOALS BY A DEFENSEMAN – 9 – Jason Garrison (2011-2012), Jay Bouwmeester (2008-

09), Gord Murphy (1993-94)

SHORT-HANDED GOALS BY A DEFENSEMAN – 1 – (Six times) MR: Bryan Allen (2009-10)

GAME-WINNING GOALS BY A DEFENSEMAN – 4 – Jaroslav Spacek (1999-00)

SHOTS ON GOAL BY A DEFENSEMAN – 182 – Jay Bouwmeester (2007-08 and 2008-09)

GAMES BY A ROOKIE – 82 – Jay Bouwmeester (2002-03)

GOALS BY A ROOKIE – 24 – Mark Parrish (1998-99)

ASSISTS BY A ROOKIE – 33 – Jesse Belanger (1993-94)

POINTS BY A ROOKIE – 50 – Jesse Belanger (1993-94)

PENALTY MINUTES BY A ROOKIE – 258 – Peter Worrell (1998-99)

POWER-PLAY GOALS BY A ROOKIE – 11 – Jesse Belanger (1993-94)

SHORT-HANDED GOALS BY A ROOKIE – 1 – (Six times) MR: Rostislav Olesz (2005-06)

GAME-WINNING GOALS BY A ROOKIE – 5 – Mark Parrish (1998-99)

SHOTS ON GOAL BY A ROOKIE – 169 – Kristian Huselius (2001-02)

INDIVIDUAL RECORDS: STREAKS

Longest...

GAMES PLAYED – 373 – Olli Jokinen (12/27/02 – 4/5/08)

GOAL STREAK – 7 GAMES – Pavel Bure (13 goals from 3/11-3/23/01)

ASSIST STREAK – 7 GAMES – Pavel Bure (9 assists from 12/15-12/27/99)

POINTS STREAK – 13 GAMES – Pavel Bure (12-8-20 from 3/10-4/5/00)

GAME-WINNING GOAL STREAK – 3 GAMES – Pavel Bure (12/15-12/18/99)

GOALTENDING RECORDS

Period...

MOST GOALS ALLOWED – 6 – John Vanbiesbrouck (1st pd.) vs. Chicago (3/15/98) and Sean Burke (3rd pd.) vs. Colorado (3/3/99)

MOST GOALS ALLOWED BY OPPONENT – 5 – John Grahame (2nd pd.) vs. Boston (4/5/00)

MOST SHOTS FACED – 29 – Craig Anderson (2nd pd.) at NY Islanders (3/2/08)

MOST SHOTS FACED BY OPPONENT – 28 – Olaf Kolzig (2nd pd.) vs. Washington (10/28/06)

MOST SAVES – 29 – Craig Anderson (2nd pd.) at NY Islanders (3/2/08)

MOST SAVES BY OPPONENT – 26 – Olaf Kolzig (2nd pd.) vs. Washington (10/18/05)

Game...

MOST GOALS ALLOWED – 8 – Jani Hurme at Washington (1/11/03)

MOST GOALS ALLOWED BY OPPONENT – 7 – (Four times) MR: Jose Theodore vs Washington (4/11/09)

MOST SHOTS FACED – 60 – Roberto Luongo vs. Detroit (2/27/02)

MOST SHOTS FACED BY OPPONENT – 52 – Kelly Hrudey vs. Los Angeles (10/19/93)

MOST SAVES – 57 – Roberto Luongo vs. Detroit (2/27/02)

MOST SAVES BY OPPONENT – 50 – Kelly Hrudey vs. Los Angeles (10/19/93)

MOST PENALTIES – 2 – John Vanbiesbrouck (12 PIM) at Hartford (11/27/93) and Sean Burke (15 PIM) at Buffalo (4/9/99)

MOST PENALTY MINUTES – 15 – Sean Burke at Buffalo (4/9/99)

MOST POINTS – 1 – Several times. MR: Tomas Vokoun (assist) vs Montreal (12/31/09)

Season...

MOST WINS – 35 – Roberto Luongo (2005-06)

MOST LOSSES – 34 – Roberto Luongo (2002-03)

MOST TIES – 14 – Roberto Luongo (2003-04) and Sean Burke (1998-99)

MOST SAVES – 2,303 – Roberto Luongo (2003-04)

MOST GAMES PLAYED – 75 – Roberto Luongo (2005-06)

MOST MINUTES PLAYED – 4,304 – Roberto Luongo (2005-06)

MOST SHOTS FACED – 2,488 – Roberto Luongo (2005-06)

LOWEST GAA (MIN. 20 GP) – 2.29 – John Vanbiesbrouck (1996-97)

HIGHEST SAVE PCT. (MIN. 20 GP) – .931 – Roberto Luongo (2003-04)

SHUTOUTS – 7 – Roberto Luongo (2003-04) and Tomas Vokoun (2009-10)

PENALTY MINUTES – 38 – John Vanbiesbrouck (1993-94)

ASSISTS/POINTS – 4 – Sean Burke (1998-99)

Streaks...

MOST CONSECUTIVE STARTS BY A GOALTENDER – 27 – Ed Belfour (1/20 - 3/27/07)

MOST CONSECUTIVE GAMES PLAYED – 35 – Roberto Luongo (12/10/05-3/15/06)

LONGEST WIN STREAK – 5 GAMES – (Two times) John Vanbiesbrouck (11/5-11/14/95) and Mike Vernon (3/18-3/31/00)

LONGEST UNBEATEN STREAK – 10 GAMES – (7-0-3) John Vanbiesbrouck (10/5-10/30/96)

LONGEST LOSING STREAK – 8 GAMES – Tomas Vokoun (10/3-10/28/09) and John Vanbiesbrouck (2/7-3/23/98)

LONGEST WINLESS STREAK – 10 GAMES – (0-9-1) John Vanbiesbrouck (2/1-3/23/98)

CONSECUTIVE SCORELESS MINUTES – 182:37 – (over 4 Games) Roberto Luongo (2/21-2/27/04)



ROOKIE RECORDS

Period...

GOALS – 2 – (Seven times) MR: Jonathan Huberdeau (2nd pd.) vs. Washington (2/12/13)

ASSISTS – 2 – Several times. MR: Jaroslav Bednar (2nd pd.) at Los Angeles (1/15/03)

POINTS – 3 – Niklas Hagman (3rd pd.) vs. NY Islanders (2/4/02)

Game...

GOALS – 4 – Mark Parrish at Chicago (10/30/98)

ASSISTS – 3 – (Three times) MR: Jonathan Huberdeau at Tampa Bay (4-27-13)

POINTS – 4 – (Three times) MR: Jonathan Huberdeau (2-2-4) at Philadelphia (2-21-13)

Season...

GAMES PLAYED – 82 – Jay Bouwmeester (2002-03)

GOALS – 24 – Mark Parrish (1998-99)

ASSISTS – 33 – Jesse Belanger (1993-94)

POINTS – 50 – Jesse Belanger (1993-94)

PENALTY MINUTES – 258 – Peter Worrell (1997-98)

PLUS/MINUS – +15 – Jaroslav Spacek (1998-99)

POWER-PLAY GOALS – 11 – Jesse Belanger (1993-94)

SHORT-HANDED GOALS – 1 – (Six times) MR: Rostislav Olesz (2005-06)

GAME-WINNING GOALS – 5 – Mark Parrish (1998-99)

SHOTS ON GOAL – 169 – Kristian Huselius (2001-02)

Rookie Goaltending Records...

SAVES, GAME – 43 – Roberto Luongo at Ottawa (2/22/01)

GAMES PLAYED, SEASON – 47 – Roberto Luongo (2000-01)

GOALS-AGAINST AVERAGE (MIN. 25 GP) – 2.44 – Roberto Luongo (2000-01)

WINS, SEASON – 12 – Roberto Luongo (2000-01)

LOSSES, SEASON – 24 – Roberto Luongo (2000-01)

PENALTY MINUTES – 27 – Brad Ference (2nd pd.) vs. Tampa Bay (4/1/00)

POWER-PLAY GOALS – 1 – Several times. MR: Jonathan Huberdeau (3/28/13)

SHORT-HANDED GOALS – 1 – (Six times) MR: Rostislav Olesz (3rd pd.) vs. Ottawa (3/8/06)

PENALTY MINUTES – 29 – Brad Ference vs. Tampa Bay (4/1/00)

POWER-PLAY GOALS – 2 – (Three times) MR: Kristian Huselius vs. Atlanta (12/1/01)

SHORT-HANDED GOALS – 1 – (Six times) MR: Rostislav Olesz vs. Ottawa (3/8/06)

PENALTY SHOT GOALS – 2 – Jonathan Huberdeau (2012-13)

GAMES PLAYED, DEFENSEMAN – 82 – Jay Bouwmeester (2003-04)

GOALS, DEFENSEMAN – 10 – Ed Jovanovski (1995-96)

ASSISTS, DEFENSEMAN – 13 – Dmitry Kulikov (2009-10)

POINTS, DEFENSEMAN – 21 – Ed Jovanovski (1995-96)

PENALTY MINUTES, DEFENSEMAN – 137 – Ed Jovanovski (1995-96)

PLUS/MINUS, DEFENSEMAN – +15 – Jaroslav Spacek (1998-99)

TIES, SEASON – 7 – Roberto Luongo (2000-01)

SHUTOUTS, SEASON – 5 – Roberto Luongo (2000-01)

MINUTES PLAYED, SEASON – 2628 – Roberto Luongo (2000-01)

SAVE PERCENTAGE, SEASON (MIN. 25 GP) – .920 – Roberto Luongo (2000-01)

1993-94 FLORIDA PANTHERS

RECORD: 33-34-17 (83 Points)

GENERAL MANAGER: Bob Clarke

COACH: Roger Neilson

EASTERN CONFERENCE FINISH: 9th

ATLANTIC DIVISION FINISH: 5th

CAPTAIN: Brian Skrudland

22	POS	NAME	GP	G	A	PTS	PIM	+	-	PP	SH	GW	GT	SHTS	PCTG	
		Bob Kudelski	OTT	42	26	15	41	14	-25	12	0	1	0	127	20.5	
			FLA	44	14	15	29	10	-8	5	0	2	1	124	11.3	
			Total	86	40	30	70	24	-33	17	0	3	1	251	15.9	
27	RW	Scott Mellanby	FLA	80	30	30	60	149	0	17	0	4	1	204	14.7	
26	C	*Jesse Belanger	FLA	70	17	33	50	16	-4	11	0	3	1	104	16.3	
14	C	Stu Barnes	WPG	18	5	4	9	8	-1	2	0	0	0	24	20.8	
			FLA	59	18	20	38	30	5	6	1	3	0	148	12.2	
			Total	77	23	24	47	38	4	8	1	3	0	172	13.4	
19	LW	Andrei Lomakin	FLA	76	19	28	47	26	1	3	0	2	0	139	13.7	
5	D	Gord Murphy	FLA	84	14	29	43	71	-11	9	0	2	3	172	8.1	
20	C	Brian Skrudland	FLA	79	15	25	40	136	13	0	2	1	0	110	13.6	
10	LW	Dave Lowry	FLA	80	15	22	37	64	-4	3	0	3	1	122	12.3	
21	RW	Tom Fitzgerald	FLA	83	18	14	32	54	-3	0	3	1	0	144	12.5	
7	D	Brian Benning	FLA	73	6	24	30	107	-7	2	0	0	0	112	5.4	
18	LW	Mike Hough	FLA	78	6	23	29	62	3	0	1	1	0	106	5.7	
12	RW	Jody Hull	FLA	69	13	13	26	8	6	0	1	5	1	100	13.0	
44	C	*Rob Niedermayer	FLA	65	9	17	26	51	-11	3	0	2	0	67	13.4	
11	LW	Bill Lindsay	FLA	84	6	6	12	97	-2	0	0	0	0	90	6.7	
4	D	Keith Brown	FLA	51	4	8	12	60	11	1	0	0	0	52	7.7	
24	D	Brent Severyn	FLA	67	4	7	11	156	-1	1	0	1	0	93	4.3	
2	D	Joe Cirella	FLA	63	1	9	10	99	8	0	0	0	0	63	1.6	
17	RW	Mike Foligno	TOR	4	0	0	0	4	0	0	0	0	0	3	.0	
			FLA	39	4	5	9	49	7	0	0	0	0	32	12.5	
			Total	43	4	5	9	53	7	0	0	0	0	35	11.4	
25	D	Geoff Smith	EDM	21	0	2	2	12	-10	0	0	0	0	23	.0	
			FLA	56	1	5	6	38	-3	0	0	0	0	44	2.3	
			Total	77	1	8	9	50	-13	0	0	0	0	67	1.5	
23	LW	Jeff Daniels	PIT	63	3	5	8	20	-1	0	0	1	0	46	6.5	
			FLA	7	0	0	0	0	0	0	0	0	0	6	.0	
			Total	70	3	5	8	20	-1	0	0	1	0	52	5.8	
6	D	Peter Andersson	NYR	8	1	1	2	2	-3	0	1	1	0	10	10.0	
			FLA	8	1	1	2	0	-5	0	0	0	0	11	9.1	
			Total	16	2	2	4	2	-8	0	1	1	0	21	9.5	
3	D	*Paul Laus	FLA	39	2	0	2	109	9	0	0	1	0	15	13.3	
28	LW	*Patrick Lebeau	FLA	4	1	1	2	4	0	0	0	0	0	4	25.0	
30	G	Mark Fitzpatrick	FLA	28	0	2	2	4	0	0	0	0	0	0	.0	
9	RW	Jamie Leach	FLA	2	1	0	1	0	-2	0	0	0	0	2	50.0	
41	D	Stephane Richer	FLA	2	0	1	1	0	-1	0	0	0	0	3	.0	
29	LW	Jeff Greenlaw	FLA	4	0	1	1	2	-1	0	0	0	0	6	.0	
8	D	Dallas Eakins	FLA	1	0	0	0	0	0	0	0	0	0	2	.0	
15	RW	*Doug Barnatt	FLA	2	0	0	0	0	0	0	0	0	0	2	.0	
16	C	*Len Barrie	FLA	2	0	0	0	0	-2	0	0	0	0	0	.0	
33	G	Eldon Reddick	FLA	2	0	0	0	0	0	0	0	0	0	0	.0	
34	G	John Vanbiesbrouck	FLA	57	0	0	0	38	0	0	0	0	0	0	.0	
		GOALTENDERS	GP	W	L	T	GAA	MIN	EN	SO	GA	SA	SV%	G	A	PIM
34		John Vanbiesbrouck	57	21	25	11	2.53	3440	4	1	145	1912	.924	0	0	38
30		Mark Fitzpatrick	28	12	8	6	2.73	1603	3	1	73	844	.914	0	2	4
33		Eldon Reddick	2	0	0	0	6.00	80	0	0	8	45	.822	0	0	.0
		TOTALS	84	33	34	17	2.72	5144	7	2	233	2808	.917	0	2	42

*Indicates Rookie

GAME	DATE	OPPONENT	RESULT	SCORE	RECORD	ATTENDANCE	GAME	DATE	OPPONENT	RESULT	SCORE	RECORD	ATTENDANCE
1	Oct. 6	@Chicago	T-OT	4-4	0-0-1	17,737	43	Jan. 17	@NY Islanders	W	2-1	18-17-8	10,101
2	Oct. 7	@St. Louis	L	3-5	0-1-1	17,229	44	Jan. 19	WASHINGTON	W	5-1	19-17-8	14,295
3	Oct. 9	@Tampa Bay	W	2-1	1-0-1	17,227	45	Jan. 20	@Montreal	L	3-4	20-17-8	**14,670
4	Oct. 12	PITTSBURGH	L	1-2	1-1-1	**14,372	46	Jan. 26	@Tampa Bay	T-OT	1-1	20-17-9	20,101
5	Oct. 14	OTTAWA	W	5-4	2-2-1	13,906	47	Jan. 28	SAN JOSE	T-OT	3-3	20-17-10	14,696
6	Oct. 17	TAMPA BAY	T-OT	3-3	2-2-2	13,059	48	Jan. 30	@Buffalo	W	3-2	21-17-10	13,051
7	Oct. 19	LOS ANGELES	T-OT	2-2	2-2-3	**14,317	49	Feb. 1	@Pittsburgh	L	1-2	21-18-10	15,091
8	Oct. 21	TORONTO	L-OT	3-4	2-3-3	11,778	50	Feb. 2	@Ottawa	W	4-1	22-18-10	10,186
9	Oct. 23	@New Jersey	L	1-2	2-4-3	14,315	51	Feb. 4	BUFFALO	L	2-7	22-19-10	**14,703
10	Oct. 26	WINNIPEG	L	2-5	2-5-3	13,171	52	Feb. 6	BOSTON	W	3-0	23-19-10	**14,704
11	Oct. 28	NY ISLANDERS	W	5-2	3-5-3	13,958	53	Feb. 10	@Philadelphia	L-OT	3-4	23-20-10	17,215
12	Oct. 30	TAMPA BAY	W-OT	2-1	4-5-3	12,976	54	Feb. 12	@NY Islanders	W	4-3	24-20-10	15,203
13	Nov. 2	PHILADELPHIA	L	3-4	4-6-3	13,152	55	Feb. 13	VANCOUVER	W	2-1	25-20-10	**14,691
14	Nov. 3	@Toronto	L	6	4-7-3	15,728	56	Feb. 16	@Detroit	L	3-7	25-21-10	19,875
15	Nov. 7	@Quebec	W	3-1	5-7-3	14,726	57	Feb. 18	@Buffalo	L	1-4	25-22-10	15,453
16	Nov. 10	@Montreal	W	3-1	6-7-3	16,195	58	Feb. 20	DETROIT	L-OT	3-4	25-23-10	**14,692
17	Nov. 11	@Ottawa	W	5-4	7-7-3	10,227	59	Feb. 22	@Winnipeg	W	3-2	26-23-10	6,291
18	Nov. 14	QUEBEC	L	2-5	7-8-3	13,735	60	Feb. 24	WASHINGTON	L	1-2	26-24-10	**14,698
19	Nov. 16	NY RANGERS	L	2-4	7-9-3	14,021	61	Feb. 26	@Washington	L	2-4	26-25-10	18,130
20	Nov. 18	CHICAGO	L	2-3	7-10-3	13,522	62	Feb. 28	PITTSBURGH	L	3-4	26-26-10	14,688
21	Nov. 20	WASHINGTON	W	4-3	8-10-3	13,441	63	Mar. 2	NEW JERSEY	L	2-3	26-27-10	13,071
22	Nov. 23	HARTFORD	L-OT	1-2	8-11-3	10,837	64	Mar. 4	HARTFORD	L	1-2	26-28-10	**14,698
23	Nov. 26	@Boston	L	2-3	8-12-3	14,448	65	Mar. 7	@Vancouver	W	2-1	27-28-10	14,013
24	Nov. 27	@Hartford	L	3-4	8-13-3	12,015	66	Mar. 10	@Edmonton	W	5-3	28-28-10	12,568
25	Dec. 2	BUFFALO	W-OT	2-1	9-13-3	13,071	67	Mar. 11	@Calgary	L	4-4	28-29-10	20,130
26	Dec. 5	@San Jose	L	1-2	9-14-3	16,149	68	Mar. 14	NY RANGERS	W	2-1	29-29-10	**14,704
27	Dec. 7	@Anaheim	W	3-2	10-14-3	16,474	69	Mar. 16	CALGARY	W	2-1	30-29-10	**14,699
28	Dec. 8	@Los Angeles	W	6-5	11-14-3	14,752	70	Mar. 18	EDMONTON	T-OT	4-4	30-29-11	**14,674
29	Dec. 10	@Winnipeg	W	5-2	12-14-3	12,755	71	Mar. 20	PHILADELPHIA	W	5-3	31-29-11	**14,691
30	Dec. 12	@Dallas	T-OT	4-4	12-14-4	12,127	72	Mar. 21	NEW JERSEY	T-OT	3-3	31-29-12	14,213
31	Dec. 15	MONTREAL	T-OT	3-3	12-14-5	**14,639	73	Mar. 23	TORONTO	T-OT	1-1	31-29-13	17,096
32	Dec. 19	BOSTON	L-OT	1-2	13-14-5	**14,698	74	Mar. 24	@Philadelphia	L	3-4	31-30-13	17,247
33	Dec. 22	NY RANGERS	W	3-2	13-15-5	**14,706	75	Mar. 26	@NY Islanders	W	3-1	32-30-13	14,427
34	Dec. 26	@Tampa Bay	W	3-1	14-15-5	10,964	76	Mar. 28	DALLAS	L	4-5	32-31-13	14,593
35	Dec. 28	@Washington	T-OT	3-3	14-15-6	4,802	77	Mar. 30	ST. LOUIS	L	1-3	32-32-13	**14,713
36	Dec. 29	@Hartford	W	5-3	15-15-6	9,749	78	Apr. 2	OTTAWA	T-OT	2-2	32-32-14	**14,694
37	Jan. 1	ANAHEIM	W	4-2	16-15-6	**14,669	79	Apr. 4	@NY Rangers	L	2-3	32-33-14	18,200
38	Jan. 3	@NY Rangers	L	2-3	16-16-6	18,200	80	Apr. 5	@Quebec	T-OT	3-3	32-33-15	15,049
39	Jan. 7	@New Jersey	L	1-4	16-17-6	9,933	81	Apr. 7	@Philadelphia	T-OT	3-3	32-33-16	17,268
40	Jan. 8	@Boston	T-OT	2-2	16-17-7	14,448	82	Apr. 10	NEW JERSEY	T-OT	2-2	32-33-17	**14,709
41	Jan. 13	@Pittsburgh	T-OT	2-2	16-17-8	15,661	83	Apr. 12	QUEBEC	L	5-5	32-34-17	**14,704
42	Jan. 15	@Montreal	W	5-2	17-17-8	16,721	84	Apr. 14	NY ISLANDERS	W	4-1	33-34-17	**14,703

**Denotes Home Sellout @Neutral Site (Orlando) ##Neutral Site (Hamilton)

1994-95 FLORIDA PANTHERS

RECORD: 20-22-6 (46 Points)

COACH: Roger Neilson

ATLANTIC DIVISION FINISH: 5th

GENERAL MANAGER: Bryan Murray

EASTERN CONFERENCE FINISH: 9th

CAPTAIN: Brian Skrudland

NO	POS	NAME	GP	G	A	PTS	PIM	+/-	PP	SH	GW	GT	SHTS	PCTG		
26	C	Jesse Belanger	FLA	47	15	14	29	18	-5	6	0	3	1	89	16.9	
14	C	Stu Barnes	FLA	41	10	19	29	8	7	1	0	2	0	93	10.8	
27	RW	Scott Mellanby	FLA	48	13	12	25	90	-16	4	0	5	0	130	10.0	
5	D	Gord Murphy	FLA	46	6	16	22	24	-14	5	0	0	0	94	6.4	
10	LW	Dave Lowry	FLA	45	10	10	20	25	-3	2	0	3	0	70	14.3	
12	RW	Jody Hull	FLA	46	11	8	19	8	-1	0	0	4	0	63	17.5	
11	LW	Bill Lindsay	FLA	48	10	9	19	46	1	0	1	0	0	63	15.9	
21	RW	Tom Fitzgerald	FLA	48	3	13	16	31	-3	0	0	0	0	78	3.8	
20	C	Brian Skrudland	FLA	47	5	9	14	88	0	1	0	0	0	44	11.4	
29	LW	Johan Garpenlov	SJ	13	1	1	2	2	-3	0	0	0	0	16	6.3	
			FLA	27	3	9	12	0	4	0	0	0	0	28	10.7	
			Total	40	4	10	14	2	1	0	0	0	0	44	9.1	
18	LW	Mike Hough	FLA	48	6	7	13	38	1	0	0	2	0	58	10.3	
6	D	Jason Woolley	FLA	34	4	9	13	18	-1	1	0	0	1	76	5.3	
15	LW	Gaetan Duchesne	SJ	33	2	7	9	16	-6	0	0	0	0	48	4.2	
			FLA	13	1	2	3	0	3	0	0	0	0	14	7.1	
			Total	46	3	9	12	16	-3	1	0	0	0	62	4.8	
44	C/RW	Rob Niedemayer	FLA	48	4	6	10	36	-13	1	0	0	0	58	6.9	
22	RW	Bob Kudelski	FLA	26	6	3	9	2	2	3	0	1	0	29	20.7	
7	D	Brian Benning	FLA	24	1	7	8	18	-6	1	0	0	0	26	3.8	
28	D	Magnus Svensson	FLA	19	2	5	7	10	5	1	0	0	0	41	4.9	
19	LW	Andrei Lomakin	FLA	31	1	6	7	6	-5	1	0	0	0	25	4.0	
3	D	Paul Laus	FLA	37	0	7	7	138	12	0	0	0	0	18	.0	
25	D	Geoff Smith	FLA	47	2	4	6	22	-5	0	0	0	0	40	5.0	
16	D	Randy Moller	FLA	17	0	3	3	16	-5	0	0	0	0	12	.0	
24	D	Robert Svehla	FLA	5	1	1	2	0	3	1	0	0	0	6	16.7	
8	D	Dallas Eakins	FLA	17	0	1	1	35	2	0	0	0	0	3	.0	
2	D	Joe Cirella	FLA	20	0	1	1	21	-7	0	0	0	0	13	.0	
34	G	John Vanbiesbrouck	FLA	37	0	1	1	6	0	0	0	0	0	0	.0	
38	D	Stephane Richer	FLA	1	0	0	0	2	0	0	0	0	0	0	.0	
42	RW	*Jamie Linden	FLA	4	0	0	0	17	-1	0	0	0	0	0	.0	
17	C	Dave Tomlinson	FLA	5	0	0	0	0	-2	0	0	0	0	0	.0	
4	D	Keith Brown	FLA	13	0	0	0	2	1	0	0	0	0	10	.0	
30	G	Mark Fitzpatrick	FLA	15	0	0	0	0	0	0	0	0	0	0	.0	
		GOALTENDERS	GP	W	L	T	GAA	MIN	EN	SO	GA	SA	SV%	G	A	PIM
34		John Vanbiesbrouck	37	14	15	4	2.47	2087	4	4	86	1000	.914	0	1	6
30		Mark Fitzpatrick	15	6	7	2	2.64	819	1	2	36	361	.900	0	0	0
		Totals	48	20	22	6	2.61	2916	5	6	127	1366	.907	0	1	6

*Indicates Rookie

GAME	DATE	OPPONENT	RESULT	SCORE	RECORD	ATTENDANCE	GAME	DATE	OPPONENT	RESULT	SCORE	RECORD	ATTENDANCE
1	Jan. 21	@NY Islanders	L	1-2	0-1-0	14,106	25	Mar. 12	@Hartford	W	4-1	10-12-3	9,741
2	Jan. 23	PIITTSBURGH	L	5-6	0-2-0	** 14,703	26	Mar. 14	BUFFALO	L-OT	1-2	10-13-3	14,061
3	Jan. 25	@Tampa Bay	L	2-3	0-3-0	20,277	27	Mar. 16	WASHINGTON	W	5-1	11-13-3	13,395
4	Jan. 26	TAMPA BAY	W	4-2	1-3-0	13,147	28	Mar. 20	PHILADELPHIA	L-OT	3-4	11-14-3	** 14,703
5	Jan. 28	@Hartford	W	2-1	2-3-0	9,419	29	Mar. 18	@Quebec	L-OT	4-5	11-15-3	13,013
6	Jan. 30	@Boston	W	2-1	3-3-0	13,096	30	Mar. 22	@Montreal	W	3-2	12-15-3	16,264
7	Jan. 31	NY ISLANDERS	L	1-5	3-4-0	14,077	31	Mar. 24	@Buffalo	L	0-3	12-16-3	16,230
8	Feb. 2	MONTREAL	T-OT	1-1	3-4-1	14,008	32	Mar. 26	PIITTSBURGH	W	2-0	13-16-3	** 14,703
9	Feb. 4	@Washington	L	2-3	3-5-1	13,372	33	Mar. 29	HARTFORD	T-OT	4-4	13-16-4	13,507
10	Feb. 7	@Pittsburgh	L	3-7	3-6-1	11,877	34	Apr. 2	@Tampa Bay	W	4-1	14-16-4	21,557
11	Feb. 9	@Philadelphia	W	3-0	4-6-1	16,229	35	Apr. 5	NY RANGERS	L	0-5	14-17-4	** 14,703
12	Feb. 11	HARTFORD	W	4-3	5-6-1	14,311	36	Apr. 8	@NY Islanders	T-OT	2-2	14-17-5	15,283
13	Feb. 12	NEW JERSEY	L	2-4	5-7-1	14,375	37	Apr. 12	NY ISLANDERS	L	1-3	14-18-5	** 14,703
14	Feb. 15	OTTAWA	W	2-0	6-7-1	12,072	38	Apr. 14	@Washington	L	0-3	14-19-5	12,293
15	Feb. 17	BOSTON	L	4-5	6-8-1	** 14,703	39	Apr. 16	TAMPA BAY	W	4-1	15-19-5	13,232
16	Feb. 19	QUEBEC	L	1-4	6-9-1	** 14,703	40	Apr. 18	PHILADELPHIA	L	1-3	15-20-5	** 14,703
17	Feb. 21	NY RANGERS	L	3-5	6-10-1	** 14,703	41	Apr. 20	NEW JERSEY	W	1-0	16-20-5	14,389
18	Feb. 23	MONTREAL	L	2-5	6-11-1	** 14,703	42	Apr. 22	QUEBEC	W	4-2	17-20-5	** 14,703
19	Feb. 25	@Ottawa	W	4-1	7-11-1	9,520	43	Apr. 24	@Ottawa	W	5-1	18-20-5	9,164
20	Feb. 28	@NY Rangers	T-OT	0-0	7-11-2	18,200	44	Apr. 26	@Buffalo	L	0-5	18-21-5	14,299
21	Mar. 2	@Philadelphia	T-OT	2-2	7-11-3	16,680	45	Apr. 28	@New Jersey	L	1-3	18-22-5	16,679
22	Mar. 4	@New Jersey	L	1-6	7-12-3	18,005	46	Apr. 30	WASHINGTON	T-OT	2-2	18-22-6	** 14,703
23	Mar. 8	OTTAWA	W	3-2	8-12-3	13,609	47	May 2	@NY Rangers	W	4-3	19-22-6	18,200
24	Mar. 11	@Boston	W	2-0	9-12-3	14,488	48	May 3	@Pittsburgh	W	4-3	20-22-6	15,396

**Denotes Home Sellout

REGULAR SEASON RECORDS

1995-96 FLORIDA PANTHERS

RECORD: 41-31-10 (92 Points)

GENERAL MANAGER: Bryan Murray

COACH: Doug MacLean

EASTERN CONFERENCE FINISH: 4th

ATLANTIC DIVISION FINISH: 3rd

CAPTAIN: Brian Skrudland

NO	POS	NAME	FLA	GP	G	A	PTS	PIM	+/-	PP	SH	GW	GT	SHTS	PCTG		
27	RW	Scott Mellanby	FLA	79	32	38	70	160	4	19	0	3	1	225	14.2		
44	C	Rob Niedermayer	FLA	82	26	35	61	107	1	11	0	6	0	155	16.8		
26	RW	Ray Sheppard	DET	5	2	2	4	2	0	0	0	1	0	9	22.2		
			SJ	51	27	19	46	10	-19	12	0	4	0	170	15.9		
			FLA	14	8	2	10	4	0	2	0	2	0	52	15.4		
			Total	70	37	23	60	16	-19	14	0	7	0	231	16.0		
24	D	Robert Svehla	FLA	81	8	49	57	94	-3	7	0	0	0	146	5.5		
29	LW	Johan Garpenlov	FLA	82	23	28	51	36	-10	8	0	7	1	130	17.7		
14	C	Stu Barnes	FLA	72	19	25	44	46	-12	8	0	5	2	158	12.0		
28	C	Martin Straka	OTT	43	9	16	25	29	-14	5	0	1	0	63	14.3		
			NYI	22	2	10	12	6	-6	0	0	0	0	18	11.1		
			FLA	12	2	4	6	6	1	1	0	0	0	17	11.8		
			Total	77	13	30	43	41	-19	6	0	1	0	98	13.3		
12	RW	Jody Hull	FLA	78	20	17	37	25	5	2	0	3	1	120	16.7		
21	RW	Tom Fitzgerald	FLA	82	13	21	34	75	-3	1	6	2	0	141	9.2		
11	LW	Bill Lindsay	FLA	73	12	22	34	57	13	0	3	2	0	118	10.2		
6	D	Jason Woolley	FLA	52	6	28	34	32	-9	3	0	0	0	98	6.1		
5	D	Gord Murphy	FLA	70	8	22	30	30	5	4	0	0	0	125	6.4		
9	RW	*Radek Dvorak	FLA	77	13	14	27	20	5	0	0	4	0	126	10.3		
20	C	Brian Skrudland	FLA	79	7	20	27	129	6	0	0	1	1	90	7.8		
10	LW	Dave Lowry	FLA	63	10	14	24	36	-2	0	0	0	1	83	12.0		
18	LW	Mike Hough	FLA	64	7	16	23	37	4	0	1	1	0	66	10.6		
55	D	*Ed Jovanovski	FLA	70	10	11	21	137	-3	2	0	2	0	116	8.6		
2	D	Terry Carkner	FLA	73	3	10	13	80	10	1	0	0	0	42	7.1		
8	D	Magnus Svensson	FLA	27	2	9	11	21	-1	2	0	1	0	58	3.4		
25	D	Geoff Smith	FLA	31	3	7	10	20	4	2	0	0	0	34	8.8		
3	D	Paul Laus	FLA	78	3	6	9	236	-2	0	0	0	0	45	6.7		
16	LW	Gilbert Dionne	PHI	2	0	1	1	0	0	0	0	0	0	0	.0		
			FLA	5	1	2	3	4	0	0	0	0	0	12	8.3		
			Total	7	1	3	4	0	0	0	0	0	0	12	8.3		
15	LW	*Brett Harkins	FLA	8	0	3	3	6	-2	0	0	0	0	4	.0		
23	D	*Rhett Warrenner	FLA	28	0	3	3	46	4	0	0	0	0	19	.0		
19	RW	*Brad Smyth	FLA	7	1	1	2	4	-3	1	0	0	0	12	8.3		
51	RW	*David Nemirovsky	FLA	9	0	2	2	2	-1	0	0	0	0	6	.0		
34	G	J. Vanbiesbroeck	FLA	57	0	2	2	10	0	0	0	0	0	1	.0		
40	C	*Steve Washburn	FLA	1	0	1	1	1	0	0	0	0	0	0	.0		
22	RW	Bob Kudelski	FLA	13	0	1	1	0	1	0	0	0	0	23	.0		
7	LW	Mike Casselman	FLA	3	0	0	0	0	-1	0	0	0	0	2	.0		
30	G	Mark Fitzpatrick	FLA	34	0	0	0	12	0	0	0	0	0	0	.0		
GOALTENDERS				GP	W	L	T	GAA	MIN	EN	SO	GA	SA	SV%	G	A	PIM
34		John Vanbiesbroeck		56	26	20	7	2.68	3118	2	2	141	1454	.903	0	2	10
30		Mark Fitzpatrick		34	15	11	3	2.96	1786	2	0	88	810	.891	0	0	12
TOTALS				82	41	31	10	2.82	4979	4	2	234	2287	.898	0	2	22

*Indicates Rookie

GAME	DATE	OPPONENT	RESULT	SCORE	RECORD	ATTENDANCE	GAME	DATE	OPPONENT	RESULT	SCORE	RECORD	ATTENDANCE
1	Oct. 7	@New Jersey	L	0-4	0-1-0	19,040	42	Jan. 10	@Colorado	T-O-T	4-4	27-12-3	16,061
2	Oct. 8	CALGARY	W	4-3	1-1-0	12,087	43	Jan. 12	@Dallas	T-O-T	6-6	27-12-4	16,314
3	Oct. 11	MONTREAL	L	6-1	2-1-0	10,896	44	Jan. 16	SAN JOSE	L	4-1	28-12-4	16,314
4	Oct. 13	OTTAWA	W	6-2	3-1-0	10,085	45	Jan. 22	@Philadelphia	T-O-T	1-1	28-12-5	17,380
5	Oct. 15	NY ISLANDERS	W	5-3	4-1-0	11,210	46	Jan. 23	@Washington	W	5-4	29-12-5	9,607
6	Oct. 17	CHICAGO	L	3-6	4-2-0	12,018	47	Jan. 25	MONTREAL	L	2-6	29-12-5	14,187
7	Oct. 21	HARTFORD	W	3-0	5-2-0	12,503	48	Jan. 27	BUFFALO	W	6-2	30-12-5	** 14,703
8	Oct. 24	@Toronto	W	6-1	6-2-0	15,512	49	Jan. 29	PITTSBURGH	W	2-1	31-12-5	** 14,703
9	Oct. 25	@Montreal	L	2-7	6-3-0	16,072	50	Jan. 31	@Buffalo	L	2-6	31-14-5	11,566
10	Oct. 28	@Ottawa	W	4-1	7-3-0	8,660	51	Feb. 1	@Boston	T-O-T	2-2	31-14-6	17,430
11	Oct. 31	NY ISLANDERS	L-O-T	4-5	7-4-0	10,896	52	Feb. 3	@Tampa Bay	W	5-3	32-14-6	20,828
12	Nov. 2	@Philadelphia	W	2-1	8-4-0	17,219	53	Feb. 7	@Detroit	L	2-4	32-15-6	19,983
13	Nov. 3	@Washington	W	3-2	9-4-0	15,713	54	Feb. 8	DETROIT	W	3-1	33-15-6	** 14,703
14	Nov. 5	TAMPA BAY	W	4-1	10-4-0	11,252	55	Feb. 11	ST. LOUIS	T-O-T	2-2	33-15-7	14,370
15	Nov. 7	PHILADELPHIA	W	4-2	11-4-0	12,469	56	Feb. 14	PHILADELPHIA	L	2-4	33-16-7	13,746
16	Nov. 9	EDMONTON	W	2-1	12-4-0	10,816	57	Feb. 16	COLORADO	L-O-T	4-5	33-17-7	** 14,703
17	Nov. 11	BUFFALO	W	4-1	13-4-0	14,042	58	Feb. 18	DALLAS	W	6-4	34-17-7	14,042
18	Nov. 14	TORONTO	W	5-2	14-4-0	11,492	59	Feb. 21	@New Jersey	W	4-1	35-17-7	15,872
19	Nov. 16	VANCOUVER	T-O-T	2-2	14-4-1	12,016	60	Feb. 24	NY RANGERS	L	0-4	35-18-7	** 14,703
20	Nov. 18	@Los Angeles	L	2-3	14-5-1	13,346	61	Feb. 25	@Buffalo	L	1-6	35-19-7	13,809
21	Nov. 19	@Anaheim	W	4-3	15-5-1	17,174	62	Feb. 29	WASHINGTON	T-O-T	2-2	35-19-8	12,183
22	Nov. 21	NEW JERSEY	W	4-3	16-5-1	13,249	63	Mar. 2	@Hartford	L	1-7	35-20-8	11,935
23	Nov. 26	LOS ANGELES	W	5-1	17-5-1	** 14,703	64	Mar. 5	@St. Louis	L	0-2	35-21-8	20,725
24	Nov. 29	PHILADELPHIA	L-O-T	1-2	17-6-1	13,553	65	Mar. 7	@Winnipeg	L	3-5	35-22-8	11,744
25	Dec. 1	@Pittsburgh	L	1-2	17-7-1	15,754	66	Mar. 10	BOSTON	L	1-4	35-23-8	** 14,703
26	Dec. 2	@Hartford	W	5-3	18-7-1	10,092	67	Mar. 11	@Chicago	L	4-8	35-24-8	19,772
27	Dec. 5	@Washington	W	4-3	19-7-1	8,126	68	Mar. 13	@NY Rangers	T-O-T	3-3	35-24-9	18,200
28	Dec. 7	ANAHEIM	T-O-T	3-3	19-7-2	12,142	69	Mar. 17	NEW JERSEY	W	3-0	36-24-9	** 14,703
29	Dec. 9	BOSTON	W	3-1	20-7-2	** 14,703	70	Mar. 19	OTTAWA	W	5-2	37-24-9	12,255
30	Dec. 11	@New Jersey	W	2-1	21-7-2	12,534	71	Mar. 21	NY ISLANDERS	W	3-2	38-24-9	12,704
31	Dec. 12	@NY Islanders	W	3-1	22-7-2	8,085	72	Mar. 23	@Tampa Bay	L	2-4	38-25-9	21,035
32	Dec. 14	@Boston	L	4-6	22-8-2	17,285	73	Mar. 27	@NY Rangers	L	0-3	38-26-9	18,200
33	Dec. 16	@Tampa Bay	W	7-2	23-8-2	16,241	74	Mar. 28	PITTSBURGH	L	2-3	38-27-9	** 14,703
34	Dec. 21	WINNIPEG	W	6-1	24-8-2	13,601	75	Mar. 30	TAMPA BAY	L	1-2	38-28-9	** 14,703
35	Dec. 23	NEW JERSEY	W	2-1	25-8-2	** 14,703	76	Apr. 1	HARTFORD	W	3-2	39-28-9	13,159
36	Dec. 28	WASHINGTON	L	4-5	25-9-2	** 14,703	77	Apr. 3	@Ottawa	L	2-3	39-29-9	13,074
37	Dec. 30	@Pittsburgh	L	5-6	25-10-2	17,181	78	Apr. 6	@Montreal	L	1-2	39-30-9	21,273
38	Jan. 3	@Vancouver	L	2-7	25-11-2	18,422	79	Apr. 8	@NY Rangers	W	5-3	40-30-9	18,200
39	Jan. 5	@Edmonton	W	3-2	26-11-2	11,762	80	Apr. 10	TAMPA BAY	L	1-2	40-31-9	** 14,703
40	Jan. 6	@Calgary	L	0-2	26-12-2	16,792	81	Apr. 12	@NY Islanders	T-O-T	1-1	40-31-10	** 14,744
41	Jan. 8	@San Jose	L	5-2	27-12-2	17,190	82	Apr. 14	NY RANGERS	W	5-1	41-31-10	** 14,703

**Denotes Home Sellout

1996-97 FLORIDA PANTHERS

RECORD: 35-28-19 (89 Points)

GENERAL MANAGER: Bryan Murray

COACH: Doug MacLean

EASTERN CONFERENCE FINISH: 4th

ATLANTIC DIVISION FINISH: 3rd

CAPTAIN: Brian Skrudland

NO	POS	NAME	FLA	GP	G	A	PTS	PIM	+/	PP	SH	GW	GT	SHTS	PCTG		
26	RW	Ray Sheppard	FLA	68	29	31	60	4	4	13	0	7	0	226	12.8		
27	RW	Scott Mellanby	FLA	82	27	29	56	170	7	9	1	4	0	221	12.2		
24	D	Robert Svehla	FLA	82	13	32	45	86	2	5	0	3	0	159	8.2		
9	C	Kirk Muller	TOR	66	20	17	37	85	-23	9	1	3	0	153	13.1		
			FLA	10	1	2	3	4	-2	1	0	1	0	21	4.8		
			Total	76	21	19	40	89	-25	10	1	4	0	174	12.1		
19	RW	Radek Dvorak	FLA	78	18	21	39	30	-2	2	0	1	0	139	12.9		
44	C	Rob Niedermayer	FLA	60	14	24	38	54	4	3	0	2	0	136	10.3		
29	LW	Johan Garpenlov	FLA	53	11	25	36	47	10	1	0	1	2	83	13.3		
11	LW	Bill Lindsay	FLA	81	11	23	34	120	0	0	1	3	0	168	6.5		
10	LW	Dave Lowry	FLA	77	15	14	29	51	2	2	0	2	1	96	15.6		
28	C	Martin Straka	FLA	55	7	22	29	12	9	2	0	1	0	94	7.4		
4	D	Per Gustafsson	FLA	58	7	22	29	22	11	2	0	1	0	105	6.7		
21	RW	Tom Fitzgerald	FLA	71	10	14	24	64	7	0	2	1	1	135	7.4		
5	D	Gord Murphy	FLA	80	8	15	23	51	3	2	0	0	0	137	5.8		
15	D	Ed Jovanovski	FLA	61	7	16	23	172	-1	3	0	1	0	80	8.8		
20	C	Brian Skrudland	FLA	51	5	13	18	48	4	0	0	2	0	57	8.8		
12	RW	Jody Hull	FLA	67	10	6	16	4	1	0	1	2	1	92	10.9		
18	LW	Mike Hough	FLA	69	8	6	14	48	12	0	0	2	0	85	9.4		
15	RW	*David Nemirovsky	FLA	7	0	1	1	32	1	0	0	0	0	1	12	13.2	
2	D	Terry Carner	FLA	70	0	14	14	96	-4	0	0	0	0	38	0		
7	D	Rhett Warrenner	FLA	62	4	9	13	88	20	1	0	1	0	58	6.9		
3	D	Paul Laus	FLA	77	0	12	12	313	13	0	0	0	0	63	0		
22	C	*Steve Washburn	FLA	18	3	6	9	4	2	1	0	0	0	21	14.3		
23	C	Chris Wells	FLA	47	2	6	8	42	5	0	0	0	0	29	6.9		
34	G	J. Vanbiesbrouck	FLA	57	0	2	2	8	0	0	0	0	0	0	0	0	
30	G	Mark Fitzpatrick	FLA	30	0	1	1	13	0	0	0	0	0	0	0	0	
8	RW	*Craig Martin	FLA	1	0	0	0	5	0	0	0	0	0	1	0	0	
25	D	Geoff Smith	FLA	3	0	0	0	2	1	0	0	0	0	2	0	0	
16	C	Craig Ferguson	FLA	3	0	0	0	0	-1	0	0	0	0	5	0	0	
16	C	Craig Fisher	FLA	4	0	0	0	0	-2	0	0	0	0	2	0	0	
			GOALTENDERS	GP	W	L	T	GAA	MINS	EN	SO	GA	SA	SV%	G	A	PIM
34		John Vanbiesbrouck		57	27	19	10	2.29	3347	3	2	128	1582	.919	0	2	1
30		Mark Fitzpatrick		30	8	9	9	2.36	1680	4	0	66	771	.914	0	1	3
		TOTALS		82	35	28	19	2.39	5041	7	2	201	2360	.915	0	3	21

*Indicates Rookie

GAME	DATE	OPPONENT	RESULT	SCORE	RECORD	ATTENDANCE	GAME	DATE	OPPONENT	RESULT	SCORE	RECORD	ATTENDANCE
1	Oct. 5	@Philadelphia	W	3-1	1-0-0	19,137	42	Jan. 11	@Calgary	W	4-1	22-11-9	17,273
2	Oct. 6	@NY Rangers	W	5-2	2-0-0	18,200	43	Jan. 14	@Vancouver	T-O	4-4	22-11-10	18,422
3	Oct. 8	NY RANGERS	W	1-1	2-0-1	** 14,703	44	Jan. 15	@Edmonton	L	0-4	22-12-10	15,673
4	Oct. 12	HARTFORD	W	6-0	3-0-1	** 14,703	45	Jan. 20	COLORADO	L	2-4	22-13-10	** 14,703
5	Oct. 16	@San Jose	T-O	3-3	3-0-2	17,442	46	Jan. 22	@Hartford	L-O	1-2	22-14-10	12,627
6	Oct. 17	@Colorado	W	2-1	4-0-2	16,061	47	Jan. 23	@Boston	W	4-1	23-14-10	15,856
7	Oct. 20	@Phoenix	T-O	1-1	4-0-3	14,191	48	Jan. 25	TAMPA BAY	W	3-2	24-14-10	** 14,703
8	Oct. 23	OTTAWA	W	5-2	5-0-3	** 14,703	49	Jan. 28	MONTREAL	W	5-1	25-14-10	** 14,703
9	Oct. 25	NY RANGERS	W	6-4	6-0-3	** 14,703	50	Jan. 30	BOSTON	W	3-1	26-14-10	** 14,703
10	Oct. 27	@Philadelphia	W	3-2	7-0-3	18,903	51	Feb. 1	WASHINGTON	L	1-3	26-15-10	** 14,703
11	Oct. 29	@NY Rangers	T-O	1-1	7-0-4	18,200	52	Feb. 3	@Montreal	T-O	2-2	26-15-11	20,471
12	Oct. 30	CHICAGO	W	3-2	8-0-4	** 14,703	53	Feb. 6	@Buffalo	T-O	1-1	26-15-12	16,440
13	Nov. 2	PHILADELPHIA	L	2-3	8-1-4	** 14,703	54	Feb. 7	@New Jersey	T-O	2-2	26-15-13	18,303
14	Nov. 7	WASHINGTON	W	4-2	9-1-4	** 14,703	55	Feb. 9	NY RANGERS	W	4-3	27-15-13	** 14,703
15	Nov. 9	PITTSBURGH	W	4-2	10-1-4	** 14,703	56	Feb. 12	TAMPA BAY	W	5-2	28-15-13	** 14,703
16	Nov. 11	@Buffalo	L-O	2-3	10-2-4	14,197	57	Feb. 15	@NY Islanders	L-O	0-1	28-16-13	16,297
17	Nov. 13	@Montreal	W	5-3	11-2-4	20,761	58	Feb. 16	DETROIT	L	2-4	28-17-13	** 14,703
18	Nov. 15	NY ISLANDERS	T-O	3-3	11-2-5	** 14,703	59	Feb. 18	@Pittsburgh	L	2-4	28-18-13	16,900
19	Nov. 18	WASHINGTON	L	2-4	11-3-5	** 14,703	60	Feb. 20	NEW JERSEY	T-O	2-2	28-18-14	** 14,703
20	Nov. 20	LOS ANGELES	W	4-1	12-3-5	** 14,703	61	Feb. 22	PHILADELPHIA	L-O	3-4	28-19-14	** 14,703
21	Nov. 22	@Dallas	W-O	2-1	13-3-5	16,573	62	Feb. 25	SAN JOSE	T-O	2-2	28-19-15	** 14,703
22	Nov. 23	@St. Louis	W	3-1	14-3-5	19,304	63	Feb. 27	ST. LOUIS	W-O	3-2	29-19-15	** 14,703
23	Nov. 26	BUFFALO	W	4-3	15-3-5	** 14,703	64	Mar. 1	@Tampa Bay	L	0-2	29-20-15	19,517
24	Nov. 29	HARTFORD	T-O	1-1	17-5-7	** 14,703	65	Mar. 6	PHOENIX	L	0-3	29-21-15	** 14,703
25	Dec. 1	@Detroit	W	4-2	16-3-6	19,983	66	Mar. 7	CALGARY	L	1-3	29-22-15	** 14,703
26	Dec. 3	@New Jersey	L	0-2	16-4-6	12,032	67	Mar. 9	BOSTON	L	1-3	29-23-15	** 14,703
27	Dec. 5	NY ISLANDERS	W	4-2	17-4-6	** 14,703	68	Mar. 11	NY ISLANDERS	W	3-2	30-23-15	** 14,703
28	Dec. 8	DALLAS	T-O	1-1	17-4-7	** 14,703	69	Mar. 13	VANCOUVER	W	5-4	31-23-15	** 14,703
29	Dec. 10	@Philadelphia	L	4-5	17-5-7	19,228	70	Mar. 15	TORONTO	T-O	3-3	31-23-16	** 14,703
30	Dec. 11	@Hartford	L	2-5	17-6-7	11,884	71	Mar. 17	@New Jersey	W	4-1	32-23-16	17,409
31	Dec. 15	EDMONTON	W	6-3	18-6-7	** 14,703	72	Mar. 19	@NY Islanders	L	4-7	32-24-16	11,139
32	Dec. 19	@Ottawa	L	2-5	18-7-7	13,264	73	Mar. 20	@Ottawa	T-O	2-2	32-24-17	18,219
33	Dec. 20	@Chicago	W	3-1	19-7-7	18,985	74	Mar. 22	BUFFALO	W	3-2	33-24-17	** 14,703
34	Dec. 22	@NY Rangers	L	3-7	19-8-7	18,200	75	Mar. 27	OTTAWA	L	2-3	33-25-17	** 14,703
35	Dec. 23	@NY Islanders	W-O	4-3	20-8-7	11,127	76	Mar. 29	TAMPA BAY	T-O	1-1	33-25-18	** 14,703
36	Dec. 26	@Tampa Bay	T-O	3-3	20-8-8	20,150	77	Mar. 31	@Pittsburgh	L	3-4	33-26-18	17,220
37	Dec. 28	@Washington	T-O	1-1	20-8-9	18,130	78	Apr. 2	@Toronto	L	1-3	33-27-18	15,726
38	Dec. 29	MONTREAL	L	1-2	20-9-9	** 14,703	79	Apr. 5	@Boston	L	2-4	33-28-18	15,632
39	Jan. 1	ANAHEIM	L	0-3	20-10-9	** 14,703	80	Apr. 6	@Washington	T-O	3-3	33-28-19	18,130
40	Jan. 4	@Los Angeles	W	5-0	21-10-9	12,227	81	Apr. 9	NEW JERSEY	W	4-2	34-28-19	** 14,703
41	Jan. 8	@Anaheim	L	2-3	21-11-9	17,174	82	Apr. 11	PITTSBURGH	W	4-2	35-28-19	** 14,703

**Denotes Home Sellout

REGULAR SEASON RECORDS

1997-98 FLORIDA PANTHERS

RECORD: 24-43-15 (63 Points)

GENERAL MANAGER: Bryan Murray

COACH: Doug McLean, Bryan Murray

EASTERN CONFERENCE FINISH: 12th

ATLANTIC DIVISION FINISH: 6th

CAPTAIN: Scott Mellanby

NO	POS	NAME	GP	G	A	PTS	PIM	+/-	PP	SH	GW	GT	SHTS	PCTG
14	C	Ray Whitney	EDM	9	1	3	4	0	-1	0	0	0	19	5.3
		FLA	68	32	29	61	28	10	12	0	2	0	156	20.5
		Total	77	33	32	65	28	9	12	0	2	0	175	18.9
15	C	Dave Gagner	FLA	78	20	28	48	55	-21	5	1	0	165	12.1
24	D	Robert Svehla	FLA	79	9	34	43	113	-3	3	0	0	144	6.3
27	RW	Scott Mellanby	FLA	79	15	24	39	127	-14	6	0	1	188	8.0
19	RW	Radek Dvorak	FLA	64	12	24	36	33	-1	2	3	0	112	10.7
22	RW	Dino Ciccarelli	TB	34	11	6	17	42	-14	3	0	3	104	10.6
		FLA	28	5	11	16	28	-2	2	0	1	1	57	8.8
		Total	62	16	17	33	70	-16	5	0	4	2	161	9.9
25	C	Viktor Kozlov	TJ	18	5	2	7	2	-2	2	0	0	51	9.8
		FLA	46	12	11	23	14	-1	3	2	0	0	114	10.5
		Total	64	17	13	30	16	-3	5	2	0	0	165	10.3
9	C	Kirk Muller	FLA	70	8	21	29	54	-14	1	0	3	115	7.0
11	LW	Bill Lindsay	FLA	82	12	16	28	80	2	2	5	0	150	8.0
55	D	Ed Jovanovski	FLA	81	9	14	23	158	-12	2	1	3	142	6.3
51	RW	David Nemirovsky	FLA	41	9	12	21	8	-3	2	0	1	62	14.5
17	C	*Steve Washburn	FLA	58	11	8	19	32	-6	4	0	2	61	18.0
5	D	Gord Murphy	FLA	79	4	11	17	46	-3	3	0	0	123	4.9
6	D	Jeff Norton	TB	37	6	6	10	26	-25	4	0	0	41	9.8
		FLA	19	0	7	7	18	-7	0	0	0	0	20	0
		Total	56	4	13	17	44	-32	4	0	0	1	61	6.6
44	C	Rob Niedermayer	FLA	33	8	7	15	41	-9	5	0	2	64	12.5
23	C	Chris Wells	FLA	61	5	10	15	47	4	0	1	0	57	8.8
3	D	Paul Laus	FLA	77	0	11	11	293	-5	0	0	0	64	0
2	D	Terry Garkner	FLA	74	1	7	8	63	6	0	0	1	34	2.9
29	LW	Johan Garpenlov	FLA	39	2	3	5	8	-6	0	0	0	43	4.7
7	D	Rhett Warener	FLA	79	0	4	4	99	-16	0	0	0	66	0
34	G	John Vanbiesbroeck	FLA	60	0	3	3	6	0	0	0	0	0	0
16	C	*Ryan Johnson	FLA	10	0	2	2	0	-4	0	0	0	6	0
8	D	Dallas Eakins	FLA	23	0	1	1	44	1	0	0	0	16	0
1	G	Kirk McLean	VAN	29	8	0	0	0	0	0	0	0	0	0
		CAR	8	0	1	1	0	0	0	0	0	0	0	0
		FLA	7	0	0	0	0	0	0	0	0	0	0	0
		Total	44	0	1	1	0	0	0	0	0	0	0	0
12	D	*Chris Allen	FLA	1	0	0	0	0	0	0	0	0	0	0
4	D	*John Jakopin	FLA	2	0	0	0	4	-3	0	0	0	1	0
1	G	*Kevin Weekes	FLA	11	0	0	0	0	0	0	0	0	0	0
28	LW	*Peter Worrell	FLA	19	0	0	0	153	-4	0	0	0	15	0

GOALTENDERS	GP	W	L	T	GAA	MIN	EN	SO	GA	SA	SV%	G	A	PIM
34 John Vanbiesbroeck	60	18	29	11	2.87	3451	4	4	165	1638	.899	0	3	6
30 Mark Fitzpatrick	12	2	7	2	3.00	640	0	1	32	265	.879	0	0	2
1 Kirk McLean	7	4	2	1	3.25	406	0	0	22	207	.894	0	0	0
80 *Kevin Weekes	11	0	5	1	3.96	485	1	0	32	247	.870	0	0	0
TOTALS	82	24	43	15	3.07	5009	5	5	256	2362	.892	0	3	8

*Indicates Rookie

GAME	DATE	OPPONENT	RESULT	SCORE	RECORD	ATTENDANCE	GAME	DATE	OPPONENT	RESULT	SCORE	RECORD	ATTENDANCE
1	Oct. 1	@Philadelphia	L	1-3	0-1-0	19,381	42	Jan. 2	@Tampa Bay	T-OT	2-2	15-20-7	12,642
2	Oct. 4	@Pittsburgh	W	5-3	1-1-0	15,352	43	Jan. 4	ANAHEIM	T-OT	3-3	15-20-8	** 14,703
3	Oct. 11	@St. Louis	L	3-5	1-2-0	14,703	44	Jan. 7	@Edmonton	L	2-3	15-21-8	14,797
4	Oct. 13	NY ISLANDERS	T-OT	2-2	1-2-1	** 14,703	45	Jan. 9	@Calgary	T-OT	3-3	15-21-9	17,010
5	Oct. 15	TAMPA BAY	W	2-1	2-2-1	** 14,703	46	Jan. 10	@Vancouver	T-OT	2-2	15-21-10	17,679
6	Oct. 16	@Dallas	L	0-4	2-3-1	14,812	47	Jan. 12	@Colorado	L	1-3	15-22-10	16,061
7	Oct. 19	PITTSBURGH	L	1-4	2-4-1	14,703	48	Jan. 14	@Phoenix	L	2-3	15-23-10	14,158
8	Oct. 22	@Montreal	L	0-3	2-5-1	20,301	49	Jan. 21	@Anaheim	L	3-8	15-24-10	17,001
9	Oct. 23	@Ottawa	T-OT	2-2	2-5-2	15,168	50	Jan. 22	@Los Angeles	L	1-3	15-25-10	** 12,920
10	Oct. 25	@Boston	W	5-4	3-5-2	14,560	51	Jan. 24	@San Jose	T-OT	1-1	15-25-11	17,483
11	Oct. 28	LOS ANGELES	T-OT	2-2	3-5-3	** 14,703	52	Jan. 27	CAROLINA	W	3-0	16-25-11	** 14,703
12	Oct. 30	OTTAWA	L	2-5	3-6-3	** 14,703	53	Jan. 29	DALLAS	W	3-2	17-25-11	** 14,703
13	Nov. 1	BUFFALO	L-OT	3-4	3-7-3	** 14,703	54	Jan. 31	TAMPA BAY	W	2-0	18-25-11	** 14,703
14	Nov. 5	NEW JERSEY	L	2-4	3-8-3	** 14,703	55	Feb. 1	BUFFALO	L	2-5	18-26-11	** 14,703
15	Nov. 6	@Buffalo	W	4-2	4-8-3	12,752	56	Feb. 3	DETROIT	T-OT	1-1	18-26-12	** 14,703
16	Nov. 9	WASHINGTON	W	3-2	5-8-3	** 14,703	57	Feb. 7	@Toronto	L	2-3	18-27-12	15,726
17	Nov. 12	NY ISLANDERS	T-OT	2-2	5-8-4	** 14,703	58	Feb. 25	NEW JERSEY	L	2-3	18-28-12	** 14,703
18	Nov. 14	PHILADELPHIA	L	2-5	5-9-4	** 14,703	59	Feb. 27	@Detroit	L	1-3	18-29-12	19,983
19	Nov. 15	@NY Islanders	W	1-0	6-9-4	12,356	60	Mar. 4	NY RANGERS	L	3-4	18-30-12	14,703
20	Nov. 18	NY RANGERS	L	1-3	6-10-4	** 14,703	61	Mar. 7	@Washington	L	3-6	18-31-12	15,916
21	Nov. 20	CALGARY	L	1-2	6-11-4	** 14,703	62	Mar. 9	@Montreal	L	1-6	18-32-12	20,783
22	Nov. 22	@New Jersey	W-OT	2-1	7-11-4	19,040	63	Mar. 11	@Ottawa	L	3-5	18-33-12	15,539
23	Nov. 23	WASHINGTON	L	2-5	7-12-4	** 14,703	64	Mar. 13	EDMONTON	L	0-4	18-34-12	** 14,703
24	Nov. 26	BOSTON	W	10-5	8-12-4	** 14,703	65	Mar. 15	CHICAGO	L	4-8	18-35-12	** 14,703
25	Nov. 28	COLORADO	L	2-3	8-13-4	** 14,703	66	Mar. 17	VANCOUVER	L	2-4	18-36-12	** 14,703
26	Nov. 30	@NY Rangers	T-OT	1-1	8-13-5	18,200	67	Mar. 19	@Buffalo	L	1-6	18-37-12	12,916
27	Dec. 1	PHOENIX	L	2-3	8-14-5	** 14,703	68	Mar. 21	@Tampa Bay	L	1-5	18-38-12	13,870
28	Dec. 5	@Washington	L-OT	2-3	8-15-5	19,740	69	Mar. 23	CAROLINA	L	3-5	18-39-12	14,511
29	Dec. 7	WASHINGTON	W	5-4	9-15-5	** 14,703	70	Mar. 26	MONTREAL	W	5-4	19-39-12	** 14,703
30	Dec. 10	@Carolina	W	5-2	10-15-5	** 14,703	71	Mar. 28	@Boston	W-OT	3-2	20-39-12	16,372
31	Dec. 12	@NY Rangers	W	4-3	11-15-5	18,200	72	Mar. 29	@Chicago	W	4-0	21-39-12	17,880
32	Dec. 13	@NY Islanders	L	1-4	11-16-5	10,343	73	Apr. 1	MONTREAL	L	3-4	21-40-12	14,416
33	Dec. 15	BOSTON	L	2-6	11-17-5	** 14,703	74	Apr. 4	@Philadelphia	W	4-1	22-40-12	19,567
34	Dec. 17	NY RANGERS	L	2-4	11-18-5	** 14,703	75	Apr. 5	PITTSBURGH	W	3-1	23-40-12	** 14,703
35	Dec. 18	@Washington	W	4-0	12-18-5	10,414	76	Apr. 7	TORONTO	L	1-3	23-41-12	** 14,703
36	Dec. 20	@Philadelphia	L	0-2	12-19-5	19,609	77	Apr. 9	PHILADELPHIA	W	3-2	24-41-12	** 14,703
37	Dec. 23	ST. LOUIS	L	2-3	12-20-5	** 14,703	78	Apr. 11	@Pittsburgh	T-OT	3-3	24-41-13	14,127
38	Dec. 26	@Carolina	W	5-2	13-20-5	8,684	79	Apr. 12	@New Jersey	T-OT	5-5	24-41-14	** 15,116
39	Dec. 27	@NY Islanders	W	6-2	14-20-5	** 16,297	80	Apr. 14	OTTAWA	L	2-3	24-42-14	** 14,703
40	Dec. 30	NEW JERSEY	T-OT	2-2	14-20-6	** 14,703	81	Apr. 16	PHILADELPHIA	L	3-7	24-43-14	** 14,703
41	Jan. 1	SAN JOSE	W-OT	2-1	15-20-6	** 14,703	82	Apr. 18	@Tampa Bay	T-OT	2-2	24-43-15	14,261

* Denotes Home Score

1998-99 FLORIDA PANTHERS

RECORD: 30-34-18 (78 Points)

GENERAL MANAGER: Bryan Murray

COACH: Terry Murray

EASTERN CONFERENCE FINISH: 9th

SOUTHEAST DIVISION FINISH: 2nd

CAPTAIN: Scott Mellanby

NO	POS	NAME		GP	G	A	PTS	PIM	+/-	PP	SH	GW	GT	SHTS	PCTG	
14	LW	Ray Whitney	FLA	81	26	38	64	18	-3	7	0	6	1	193	13.5	
44	C	Rob Niedermayer	FLA	82	18	33	51	50	-13	6	1	3	2	142	12.7	
25	C	Viktor Kozlov	FLA	65	16	35	51	24	13	5	1	1	0	209	7.7	
27	RW	Scott Mellanby	FLA	67	18	27	45	85	5	4	0	3	3	136	13.2	
19	RW	Radek Dvorak	FLA	82	19	24	43	29	7	0	19	4	0	182	10.4	
21	RW	*Mark Parrish	FLA	73	24	13	37	25	-6	5	0	5	1	129	18.6	
24	D	Robert Svehla	FLA	80	8	29	37	83	-13	4	0	0	1	157	5.1	
11	LW	Bill Lindsay	FLA	75	12	15	27	92	-1	0	1	2	0	135	8.9	
16	LW	*Oleg Kvasha	FLA	68	12	13	25	45	5	4	0	2	1	138	8.7	
4	D	Bret Hedican	FLA	67	5	18	23	51	5	0	2	1	1	90	5.6	
29	LW	Johan Garpenlov	FLA	64	8	9	17	42	-9	0	1	0	0	71	11.3	
10	RW	Pavel Bure	FLA	11	13	3	16	4	3	5	1	0	1	44	29.5	
9	C	Kirk Muller	FLA	82	4	11	15	49	-11	0	0	1	0	107	3.7	
8	D	*Jaroslav Spacek	FLA	63	3	12	15	28	15	2	1	0	0	92	3.3	
2	D	Terry Carkner	FLA	62	2	9	11	54	0	0	0	0	0	25	8.0	
3	D	Paul Laus	FLA	75	1	9	10	218	-1	0	0	0	0	54	1.9	
28	LW	*Peter Worrell	FLA	62	4	5	9	258	0	0	0	2	0	50	8.0	
26	D	*Dan Boyle	FLA	22	3	5	8	6	0	1	0	1	0	31	9.7	
22	RW	Dino Ciccarelli	FLA	14	6	1	7	27	-1	5	0	1	0	23	26.1	
5	D	Gord Murphy	FLA	51	0	7	7	16	4	0	0	0	0	56	.0	
18	LW	Alex Hicks	FLA	55	0	7	7	62	-5	0	0	0	0	51	.0	
31	G	Sean Burke	FLA	59	0	4	4	27	0	0	0	0	0	0	.0	
7	D	Mike Wilson	FLA	34	1	2	3	47	12	0	0	1	0	48	2.1	
12	LW	*Marcus Nilson	FLA	8	1	1	2	5	2	0	0	0	1	7	14.3	
6	D	*Peter Ratchuk	FLA	24	1	1	2	10	-1	0	0	0	0	34	2.9	
23	C	Chris Wells	FLA	20	0	2	2	31	-4	0	0	0	0	28	.0	
17	C	*Ryan Johnson	FLA	1	1	0	1	0	0	0	0	0	0	1	100.0	
26	RW	David Nemirovsky	FLA	2	0	1	1	0	1	0	0	0	0	2	.0	
33	D	*Filip Kuba	FLA	5	0	1	1	0	2	0	0	0	0	5	.0	
15	D	*Jeff Ware	FLA	6	0	1	1	6	-6	0	0	0	0	1	.0	
12	D	*Chris Allen	FLA	1	0	0	0	0	1	0	0	0	0	0	.0	
15	D	*John Jakopin	FLA	3	0	0	0	0	-1	0	0	0	0	0	.0	
37	RW	*Herbert Vasiljevs	FLA	5	0	0	0	2	-1	0	0	0	0	6	.0	
12	LW	*Dwayne Hay	FLA	3	0	0	0	0	-1	0	0	0	0	3	.0	
1	G	Kirk McLean	FLA	30	0	0	0	2	0	0	0	0	0	0	.0	
GOALTENDERS																
31	Sean Burke	GP	59	21	24	14	2.66	MINS	3402	EN	3	30	151	1624	SV%	.907
1	Kirk McLean	GP	30	9	10	14	2.74	MINS	1597	EN	1	2	73	727	SV%	.900
TOTALS																

1999-00 FLORIDA PANTHERS

RECORD: 43-27-6-6 (98 Points)

GENERAL MANAGER: Bryan Murray

COACH: Terry Murray

EASTERN CONFERENCE FINISH: 5th

SOUTHEAST DIVISION FINISH: 2nd

CAPTAIN: Scott Mellanby

NO	POS	NAME	GP	G	A	PTS	PIM	+/-	PP	SH	GW	GT	SHTS	PCTG	
10	RW	Pavel Bure	FLA	74	58	36	94	16	25	11	2	14	0	360	16.1
14	C	Ray Whitney	FLA	81	29	42	71	35	16	5	0	3	2	198	14.6
25	C	Viktor Kozlov	FLA	80	17	53	70	16	24	6	0	2	0	223	7.6
24	D	Robert Svehla	FLA	82	9	40	49	64	23	3	0	1	0	143	6.3
27	RW	Scott Mellanby	FLA	77	18	28	46	126	14	6	0	2	1	134	13.4
21	RW	Mark Parrish	FLA	81	26	18	44	39	1	6	0	3	0	152	17.1
28	D	Jaroslav Spacek	FLA	82	10	26	36	53	7	4	0	1	0	111	9.0
44	C	Rob Niedermayer	FLA	81	10	23	33	46	-5	1	0	4	0	135	7.4
4	D	Bret Hedican	FLA	76	6	19	25	68	4	2	0	1	0	58	10.3
13	LW	Oleg Kvasha	FLA	78	5	20	25	34	3	2	0	0	0	110	4.5
26	RW	Ray Sheppard	FLA	47	10	10	20	4	-4	5	0	2	0	74	13.5
7	D	Mike Wilson	FLA	60	4	16	20	35	10	0	0	2	0	65	6.2
19	RW	Radek Dvorak	FLA	35	7	10	17	6	5	0	0	1	0	67	10.4
18	LW	Cam Stewart	FLA	65	9	7	16	30	-2	0	0	3	0	52	17.3
12	C	*Ryan Johnson	FLA	66	4	12	16	14	1	0	0	0	0	44	9.1
3	D	Paul Laus	FLA	77	3	8	11	172	-1	0	0	0	0	44	6.8
9	C	Len Barrie	FLA	14	4	14	10	6	4	0	0	0	0	15	26.7
		Total	FLA	60	9	14	23	62	9	0	0	0	61	14.8	
8	LW	Peter Worell	FLA	48	3	6	9	169	-7	2	0	1	0	45	6.7
16	C	Mike Silfing	FLA	13	4	4	8	16	-1	2	0	1	0	20	20.0
		Total	FLA	80	23	29	52	102	-30	8	3	2	0	146	15.8
2	D	Lance Pitlick	FLA	62	3	5	8	44	7	0	0	1	0	26	11.5
22	D	Todd Simpson	FLA	82	1	6	7	202	5	0	0	0	0	50	2.0
5	D	*Filip Kuba	FLA	13	1	5	6	2	-3	1	0	1	0	16	6.3
16	RW	*Ivan Novoseltsev	FLA	14	2	1	3	8	-3	2	0	0	0	8	25.0
12	LW	Alex Hicks	FLA	8	1	2	3	4	3	0	0	0	0	6	16.7
6	D	*Dan Boyle	FLA	13	0	3	3	4	-2	0	0	0	0	9	0.0
29	G	Mike Vernon	FLA	34	0	3	3	2	0	0	0	0	0	0	0.0
		Total	FLA	49	0	3	3	2	0	0	0	0	0	0	0.0
48	LW	*Marcus Nilson	FLA	9	0	2	2	2	2	0	0	0	0	6	0.0
45	D	*Brad Ference	FLA	13	0	2	2	46	2	0	0	0	0	10	0.0
32	G	Rich Shulmistra	FLA	1	0	0	0	0	0	0	0	0	0	0	0.0
48	LW	*Dave Duerden	FLA	2	0	0	0	0	0	0	0	0	0	1	0.0
47	C	Craig Ferguson	FLA	3	0	0	0	0	-2	0	0	0	0	2	0.0
40	C	*Eric Boguniecki	FLA	4	0	0	0	2	-1	0	0	0	0	5	0.0
48	LW	*Dwayne Hay	FLA	6	0	0	0	2	-2	0	0	0	0	3	0.0
1	G	Sean Burke	FLA	7	0	0	0	2	0	0	0	0	0	0	0.0
23	C	Chris Wells	FLA	13	0	0	0	14	-5	0	0	0	0	5	0.0
30	G	Mikhail Shtalenkov	FLA	15	0	0	0	2	0	0	0	0	0	0	0.0
		Total	FLA	30	0	3	4	0	0	0	0	0	0	0	0.0
15	D	*John Jakopin	FLA	17	0	0	0	26	-2	0	0	0	0	1	0.0
37	G	Trevor Kidd	FLA	28	0	0	0	0	0	0	0	0	0	0	0.0

	GOALTENDERS	GP	W	L	T	GAA	MIN	EN	SO	GA	SA	SV%	G	A	PIM
30	Rich Shulmistra	1	1	0	0	1.00	60	0	1	21	952	0	0	0	0
30	Mikhail Shtalenkov	15	8	4	2	2.31	882	0	0	34	369	.908	0	0	2
29	Mike Vernon	34	18	13	2	2.47	2019	2	1	83	1020	.919	0	3	2
1	Sean Burke	7	2	5	0	2.58	418	2	0	18	208	.913	0	0	2
7	Trevor Kidd	28	14	11	2	2.63	1574	0	1	69	809	.915	0	0	0
	FLA TOTALS	82	43	33	6	2.53	4965	4	2	209	2431	.914			

*Indicates Rookie

GAME	DATE	OPPONENT	RESULT	SCORE	RECORD	ATTENDANCE	GAME	DATE	OPPONENT	RESULT	SCORE	RECORD	ATTENDANCE
1	Oct. 2	WASHINGTON	W	4-3	1-0-0-0	16,767	42	Jan. 14	CAROLINA	W	5-1	25-11-3-3	15,073
2	Oct. 6	LOS ANGELES	W	4-2	2-0-0-0	13,751	43	Jan. 15	@Tampa Bay	W	5-2	26-11-3-3	14,619
3	Oct. 9	DETROIT	T	2-2	2-0-1-0	18,249	44	Jan. 17	PHILADELPHIA	L	3-4	27-11-3-3	17,025
4	Oct. 12	@Montreal	W	2-1	3-0-1-0	19,380	45	Jan. 19	WASHINGTON	L	1-3	27-12-3-3	14,002
5	Oct. 13	@Toronto	L	2-3	3-1-1-0	18,765	46	Jan. 21	@Atlanta	T	3-3	27-12-4-3	17,814
6	Oct. 16	ANAHEIM	W-OT	3-2	4-1-1-0	14,854	47	Jan. 22	BOSTON	W-OT	4-3	28-12-4-3	18,423
7	Oct. 20	VANCOUVER	W	5-2	5-1-1-0	14,585	48	Jan. 26	NEW JERSEY	L	2-3	28-13-4-3	15,689
8	Oct. 22	CALGARY	L-OT	2-3	5-1-1-1	14,423	49	Jan. 27	@Philadelphia	L	2-4	28-14-4-3	19,781
9	Oct. 24	@Philadelphia	L	0-2	5-2-1-1	19,301	50	Jan. 29	EDMONTON	W	2-1	29-14-4-3	16,181
10	Oct. 27	NY ISLANDERS	W	6-3	6-2-1-1	14,342	51	Feb. 1	@Carolina	L	2-4	29-15-4-3	8,482
11	Oct. 29	@Buffalo	L-OT	2-3	6-2-1-2	17,503	52	Feb. 2	MONTREAL	W	3-1	30-15-4-3	15,066
12	Oct. 30	@Ottawa	L	0-5	6-3-1-2	15,239	53	Feb. 9	SAN JOSE	W	4-1	31-15-4-3	14,274
13	Nov. 3	@Edmonton	T	2-2	6-3-2-2	13,646	54	Feb. 11	@Ottawa	L	3-5	31-16-4-3	17,763
14	Nov. 5	@Vancouver	L	2	6-4-2-2	17,055	55	Feb. 12	@Boston	W	5-1	32-16-4-3	17,565
15	Nov. 6	@Calgary	W	6-3	7-4-2-2	15,735	56	Feb. 14	@Montreal	L	1-4	32-17-4-3	18,781
16	Nov. 10	ATLANTA	W	4-1	8-4-2-2	14,745	57	Feb. 16	NY RANGERS	W	3-0	33-17-4-3	17,437
17	Nov. 13	BUFFALO	W	3-1	9-4-2-2	16,221	58	Feb. 19	PITTSBURGH	L	1-2	33-18-4-3	** 19,250
18	Nov. 17	@Colorado	W	2-1	10-4-2-2	18,001	59	Feb. 21	OTTAWA	L	2-4	33-19-4-3	15,226
19	Nov. 18	@St. Louis	W	0-3	10-5-2-2	16,619	60	Feb. 24	@Washington	L-OT	2-3	33-19-4-4	14,386
20	Nov. 20	PITTSBURGH	W-OT	2-1	11-5-2-2	16,349	61	Feb. 24	@Carolina	W	4-2	34-19-4-4	10,494
21	Nov. 24	PHILADELPHIA	L	1-6	11-6-2-2	16,624	62	Feb. 26	CAROLINA	L-OT	1-2	34-19-4-5	16,801
22	Nov. 26	NY RANGERS	W	6-2	12-6-2-2	17,276	63	Feb. 28	BUFFALO	L	2-5	34-20-4-5	14,916
23	Nov. 27	ATLANTA	W	3-0	13-6-2-2	14,618	64	Mar. 1	TORONTO	W	3-1	35-20-4-5	15,896
24	Dec. 3	@St. Louis	W	3-2	13-7-2-2	13,793	65	Mar. 3	@NY Rangers	L	2-4	36-24-5-5	16,958
25	Dec. 4	WASHINGTON	L	2-1	14-7-2-2	14,805	66	Mar. 4	ST. LOUIS	T	1-1	35-21-5-5	17,357
26	Dec. 8	@Phoenix	W	6-1	15-7-2-2	14,891	67	Mar. 7	@Washington	L	2-4	35-22-5-5	15,035
27	Dec. 10	@Dallas	L	3-4	15-8-2-2	17,001	68	Mar. 10	@Tampa Bay	W	4-3	36-22-5-5	12,322
28	Dec. 11	@Nashville	W	4-2	16-8-2-2	16,257	69	Mar. 11	CHICAGO	L	2-5	36-23-5-5	18,223
29	Dec. 15	NASHVILLE	W	3-2	17-8-2-2	13,793	70	Mar. 16	@Pittsburgh	W	2-4	36-24-5-5	16,958
30	Dec. 17	@Buffalo	W	4-2	18-9-2-2	16,753	71	Mar. 18	@NY Islanders	W	4-2	37-24-5-5	10,019
31	Dec. 18	@Pittsburgh	W	5-2	19-9-2-2	15,498	72	Mar. 19	@New Jersey	L	2-5	37-25-5-5	16,575
32	Dec. 20	TORONTO	L	4-6	19-9-2-2	16,794	73	Mar. 21	@NY Rangers	W	4-3	38-25-5-5	18,200
33	Dec. 22	ATLANTA	T	3-3	19-9-3-2	15,154	74	Mar. 23	@Boston	W	3-1	39-25-5-5	15,808
34	Dec. 26	@Carolina	L-OT	3-4	19-9-3-3	13,940	75	Mar. 25	MONTREAL	W	4-2	40-25-5-5	17,917
35	Dec. 27	@Tampa Bay	W	6-1	20-9-3-3	16,802	76	Mar. 29	DALLAS	L	1-4	40-26-5-5	16,484
36	Dec. 30	@Chicago	L	1-2	20-10-3-3	17,752	77	Mar. 31	OTTAWA	W	3-1	41-26-5-5	14,835
37	Jan. 1	TAMPA BAY	W	7-5	21-10-3-3	17,802	78	Apr. 1	TAMPA BAY	T	3-3	41-26-6-5	16,655
38	Jan. 5	@Anaheim	W	5-1	22-10-3-3	13,024	79	Apr. 3	NEW JERSEY	W	5-2	42-26-6-5	15,427
39	Jan. 6	@Los Angeles	L	2-4	22-11-3-3	14,114	80	Apr. 5	BOSTON	W	6-3	43-26-6-5	16,655
40	Jan. 8	@San Jose	W	4-2	23-11-3-3	17,483	81	Apr. 8	@New Jersey	L-OT	1-2	43-26-6-6	17,564
41	Jan. 12	NY ISLANDERS	W	4-3	24-11-3-3	14,602	82	Apr. 9	@NY Islanders	L	2-3	43-27-6-6	9,316

**Denotes Home Sellout

2000-01 FLORIDA PANTHERS

RECORD: 22-38-13-9 (66 Points)
GENERAL MANAGER: Bryan Murray/
 Bill Torrey

COACH: Terry Murray/Duane Sutter
EASTERN CONFERENCE FINISH: 12th

SOUTHEAST DIVISION FINISH: 3rd
CAPTAIN: Scott Mellanby

NO	POS	NAME	GP	G	A	PTS	+/-	PIM	PP	SH	GW	GT	SHTS	PCTG	
10	RW	Pavel Bure	FLA	82	59	33	92	-2	58	19	5	8	3	384	15.4
25	C	Viktor Kozlov	FLA	51	14	23	37	-4	10	6	0	2	0	139	10.1
18	LW	Marcus Nilson	FLA	78	12	24	36	-3	74	0	0	2	0	141	8.5
16	C	#Mike Sillinger	FLA	55	13	21	34	-11	44	1	0	2	0	100	13.0
44	C	Rob Niedermayer	FLA	67	12	20	32	-12	50	3	1	0	0	115	10.4
14	LW	#Ray Whitney	FLA	43	10	21	31	-16	28	5	0	0	0	117	8.5
11	C	Keyvin Adams	FLA	12	3	6	9	7	2	0	0	2	0	21	14.3
			CBJ	66	8	12	20	-4	52	0	0	1	0	84	9.5
		Total		78	11	18	29	3	54	0	3	0	105	10.5	
13	C	Vaclav Prospal	FLA	34	4	12	16	-2	10	1	0	0	0	68	5.9
			OTT	40	1	12	13	-1	12	0	0	0	0	68	1.5
		Total		74	5	24	29	-1	22	1	0	0	136	3.7	
24	D	Robert Svehla	FLA	66	6	22	28	-8	76	0	0	0	0	121	5.0
29	D	Anders Eriksson	FLA	70	0	21	21	2	28	0	0	0	0	80	.0
			CHI	13	2	3	5	-4	2	1	0	0	0	19	10.5
		Total		73	2	24	26	-2	30	1	0	0	99	2.0	
17	LW	Greg Adams	FLA	60	11	12	23	-3	10	0	1	1	0	66	16.7
9	C	Len Barrie	FLA	60	5	18	23	4	135	0	1	2	0	48	10.4
26	D	Dan Boyle	FLA	69	4	18	22	-14	28	1	0	0	0	83	4.8
4	D	Bret Hedican	FLA	70	5	15	20	-7	72	4	0	0	0	104	4.8
21	RW	*Denis Shvidki	FLA	43	6	10	16	6	16	0	0	1	0	28	21.4
12	C	Olli Jokinen	FLA	78	6	10	16	-22	106	0	0	0	0	121	5.0
8	LW	Peter Wornell	FLA	71	3	7	10	-10	248	0	0	0	0	86	3.5
27	RW	#Scott Mellanby	FLA	40	4	9	13	-13	46	1	0	0	0	58	6.9
9	C	Igor Larionov	FLA	26	5	6	11	-11	10	2	0	0	0	15	33.3
39	RW	*Ivan Novoseltsev	FLA	38	3	6	9	-5	16	0	0	0	0	34	8.8
19	C	*Serge Payer	FLA	43	5	1	6	0	21	0	1	0	0	34	14.7
36	D/W	*Joey Tetarenko	FLA	29	3	1	4	-1	44	0	0	0	0	21	14.3
22	D	*Todd Simpson	FLA	25	1	3	4	0	74	0	0	1	0	26	3.8
28	D	#Jaroslav Spacek	FLA	12	2	1	3	-4	8	1	0	0	0	21	9.5
3	D/W	Paul Laus	FLA	25	1	2	3	5	66	0	0	0	0	18	5.6
15	D	*John Jakopin	FLA	60	1	2	3	-4	62	0	0	0	0	23	4.3
2	D	Lance Pitlick	FLA	68	1	2	3	5	42	0	0	0	0	24	4.2
5	D	Yan Golubovskiy	FLA	6	0	2	2	-3	2	0	0	0	0	4	.0
49	D	*Lance Ward	FLA	30	0	2	2	-3	45	0	0	0	0	17	.0
41	LW	*Andrej Podkonicky	FLA	6	1	0	1	0	2	0	0	0	0	5	20.0
45	D	*Brad Ference	FLA	14	0	1	1	-10	14	0	0	0	0	5	.0
7	D	Mike Wilson	FLA	19	0	1	1	-7	25	0	0	0	0	26	.0
37	G	Trevor Kidd	FLA	42	0	1	1	0	6	0	0	0	0	0	.0
43	RW	Paul Brousseau	FLA	1	0	0	0	0	0	0	0	0	0	0	.0
23	RW	Rocky Thompson	FLA	3	0	0	0	0	19	0	0	0	0	0	.0
43	RW	#David Emma	FLA	6	0	0	0	-1	0	0	0	0	0	6	.0
35	D	Peter Ratchuk	FLA	8	0	0	0	-1	0	0	0	0	0	11	.0
1	G	*Roberto Luongo	FLA	47	0	0	0	0	2	0	0	0	0	0	.0

	GOALTENDERS	GP	W	L	T	GAA	MINS	EN	SO	GA	SA	SV%	G	A	PIM
1	*Roberto Luongo	47	12	24	7	2.44	2628	6	5	107	1333	.920	0	0	2
37	Trevor Kidd	42	10	23	6	3.31	2354	3	1	130	1217	.893	0	1	6
	FLA TOTALS	82	22	47	13	2.95	5006	9	6	246	2559	.904			

*Indicates Rookie #Indicates Traded Player

GAME	DATE	OPPONENT	RESULT	SCORE	RECORD	ATTENDANCE	GAME	DATE	OPPONENT	RESULT	SCORE	RECORD	ATTENDANCE
1	Oct. 6	VANCOUVER	L-OT	3-4	0-0-0-1	17,535	42	Jan. 9	@ Carolina	L	3-7	8-21-7-6	8,732
2	Oct. 9	@Boston	L	2-4	0-1-0-1	14,415	43	Jan. 12	CAROLINA	T	2-2	8-21-8-6	12,727
3	Oct. 13	CAROLINA	T	2-2	0-1-1-1	14,415	44	Jan. 13	PHILADELPHIA	L	1-4	8-22-8-6	16,105
4	Oct. 18	@Phoenix	L-OT	1-2	0-1-1-2	12,862	45	Jan. 15	DALLAS	W	2-0	9-22-8-6	13,238
5	Oct. 20	@Colorado	L	1-5	0-2-1-2	18,007	46	Jan. 17	@Chicago	L	0-5	9-23-8-6	12,750
6	Oct. 22	@Minnesota	T	0-0	0-2-2-2	18,064	47	Jan. 19	@Buffalo	L	0-1	9-24-8-6	18,690
7	Oct. 25	NEW JERSEY	L	1-2	0-3-2-2	13,791	48	Jan. 20	@Philadelphia	L	3-5	9-25-8-6	19,682
8	Oct. 27	@Nashville	T	3-3	0-3-3-2	15,143	49	Jan. 22	@Boston	W	3-2	10-25-8-6	14,770
9	Oct. 28	OTTAWA	W	3-1	1-3-3-2	14,501	50	Jan. 24	@Washington	L	1-2	10-26-8-6	16,780
10	Oct. 30	@New Jersey	L-OT	5-6	1-3-3-3	13,168	51	Jan. 26	OTTAWA	L-OT	4-5	10-26-8-7	12,958
11	Nov. 1	NY ISLANDERS	L	0-3	1-4-3-3	13,371	52	Jan. 27	TAMPA BAY	W-OT	3-2	11-26-8-7	14,612
12	Nov. 4	WASHINGTON	L	2-3	1-5-3-3	14,656	53	Jan. 30	@Tampa Bay	L	3-4	11-27-8-7	11,752
13	Nov. 8	MONTREAL	L	2-4	1-6-3-3	14,028	54	Jan. 31	BUFFALO	W	5-2	12-27-8-7	13,003
14	Nov. 10	CALGARY	W	3-3	1-6-4-3	14,085	55	Feb. 7	MINNESOTA	W	2-1	13-27-8-7	12,422
15	Nov. 13	ATLANTA	L	1-4	1-7-4-3	13,686	56	Feb. 8	NY RANGERS	L	2-4	13-28-8-7	17,273
16	Nov. 15	@Carolina	W	4-1	2-7-4-3	11,088	57	Feb. 10	@Atlanta	W	7-3	14-28-8-7	18,196
17	Nov. 17	@Columbus	W	3-0	3-7-4-3	17,615	58	Feb. 14	PHOENIX	W	4-3	15-28-8-7	12,785
18	Nov. 18	@Ottawa	L	2-5	3-8-4-3	18,204	59	Feb. 16	BOSTON	W	2-1	16-28-8-7	15,196
19	Nov. 21	@Montreal	W	4-1	4-8-4-3	19,009	60	Feb. 19	ST. LOUIS	W	3-0	17-28-8-7	14,305
20	Nov. 24	@Tampa Bay	L	1-2	4-9-4-3	19,424	61	Feb. 21	@Pittsburgh	L-OT	2-3	17-28-8-8	16,958
21	Nov. 25	TAMPA BAY	W-OT	2-1	5-9-4-3	15,612	62	Feb. 22	@Ottawa	L	2-4	17-29-8-8	18,500
22	Nov. 29	CAROLINA	L-OT	1-2	5-9-4-4	13,008	63	Feb. 24	@NY Islanders	L	4-5	17-30-8-8	13,224
23	Dec. 1	DETROIT	L	1-3	5-10-4-4	17,013	64	Feb. 26	@New Jersey	L	3-5	17-31-8-8	14,114
24	Dec. 2	@St. Louis	T	3-3	5-11-4-4	19,995	65	Feb. 28	@NY Rangers	L	4-4	18-32-8-8	18,200
25	Dec. 4	@Toronto	T	4-4	5-11-5-4	19,144	66	Mar. 2	ATLANTA	L	3-4	17-33-8-8	15,771
26	Dec. 6	NY ISLANDERS	L	1-4	5-12-5-4	13,034	67	Mar. 3	@Atlanta	T	2-2	17-33-9-8	16,331
27	Dec. 8	@Atlanta	L-OT	3-4	5-12-5-5	15,002	68	Mar. 7	SAN JOSE	L-OT	3-3	17-33-10-8	12,855
28	Dec. 9	Colorado	T	2-4	5-13-5-5	15,290	69	Mar. 9	COLUMBUS	L-OT	6-7	17-33-10-9	13,358
29	Dec. 13	@Detroit	L	3-3	5-13-6-5	19,995	70	Mar. 11	@NY Islanders	W	4-1	18-33-10-9	15,178
30	Dec. 15	@Pittsburgh	W	4-1	6-13-6-5	15,004	71	Mar. 14	EDMONTON	T	2-2	18-33-11-9	13,100
31	Dec. 16	@Buffalo	L	2-3	6-14-6-5	17,403	72	Mar. 16	PITTSBURGH	L	3-6	18-34-11-9	**19,250
32	Dec. 18	@NY Rangers	L	3-6	6-15-6-5	18,200	73	Mar. 17	TORONTO	L	3-5	18-35-11-9	16,205
33	Dec. 20	PITTSBURGH	T	2-2	6-15-7-5	13,992	74	Mar. 20	@Montreal	T	3-3	18-35-12-9	20,080
34	Dec. 22	NEW JERSEY	L	0-2	6-16-7-5	14,428	75	Mar. 21	@Toronto	W	3-1	19-35-12-9	19,309
35	Dec. 23	@Washington	L	3-5	6-17-7-5	15,001	76	Mar. 23	WASHINGTON	W	4-1	20-35-12-9	14,354
36	Dec. 27	PHILADELPHIA	L	2-5	6-18-7-5	16,160	77	Mar. 28	MONTREAL	T	2-2	20-35-13-9	14,239
37	Dec. 29	BOSTON	W	3-0	7-18-7-5	15,336	78	Mar. 30	TAMPA BAY	L	2-4	20-36-13-9	15,937
38	Dec. 30	TORONTO	L	1-4	7-19-7-5	17,874	79	Apr. 2	BUFFALO	L	3-5	20-37-13-9	19,311
39	Jan. 3	@Anaheim	L-OT	2-3	7-19-7-6	11,396	80	Apr. 3	@Philadelphia	W	2-1	21-37-13-9	19,565
40	Jan. 4	@Los Angeles	W	4-3	8-19-7-6	14,137	81	Apr. 5	@Washington	L	0-3	21-38-13-9	14,727
41	Jan. 6	@San Jose	L	1-3	8-20-7-6	17,496	82	Apr. 7	NY RANGERS	W	3-0	22-38-13-9	18,389

**Denotes Home Sellout

REGULAR SEASON RECORDS

2001-02 FLORIDA PANTHERS

RECORD: 22-44-10-6 (60 Points)

COACH: Duane Sutter/Mike Keenan

SOUTHEAST DIVISION FINISH: 4th

GENERAL MANAGER: Bill Torrey/

EASTERN CONFERENCE FINISH: 14th

CAPTAIN: Paul Laus/Pavel Bure

Chuck Fletcher (interim)

Crutch Fletcher																
44	POS	NAME	GP	G	A	PTS	+/-	PIM	PP	SH	GW	GT	SHTS	PCTG		
		Sandis Ozolinsh	FLA	37	10	19	29	-3	24	2	1	0	101	9.9		
		CAR	46	4	19	23	-4	34	1	0	0	0	71	5.6		
		Total	83	14	38	52	-7	58	3	0	1	0	172	8.1		
10	RW	#Pavel Bure	FLA	56	22	27	49	-14	56	9	1	1	238	9.2		
22	LW	*Kristian Huselius	FLA	79	23	22	45	-4	14	6	1	3	169	13.6		
18	LW	Marcus Nilsson	FLA	81	14	19	33	-14	55	6	1	2	0	147	9.5	
28	C	Jason Wiemer	FLA	70	11	20	31	-4	178	5	1	1	0	115	9.6	
39	RW	Ivan Novoseltsev	FLA	70	13	16	29	-10	44	1	1	5	0	109	11.9	
12	C	Olli Jokinen	FLA	80	9	20	29	-16	98	3	1	0	1	153	5.9	
24	D	Robert Svehla	FLA	82	7	22	29	-19	87	3	0	0	0	119	5.9	
14	LW	*Niklas Hagman	FLA	78	10	18	28	-6	8	0	1	2	0	134	7.5	
25	C	Viktor Kozlov	FLA	50	9	18	27	-16	20	6	0	1	0	143	6.3	
20	RW	Valeri Bure	FLA	31	8	10	18	-3	12	2	0	1	0	100	8.0	
45	D	Brad Ference	FLA	80	2	15	17	-13	254	0	0	0	0	65	3.1	
26	RW	*Pierre Dagenais	FLA	26	7	1	8	-5	4	2	0	0	2	47	14.9	
		NJ	16	5	3	6	-5	4	1	0	1	0	30	10.0		
		Total	42	10	4	14	-10	8	3	0	1	2	77	13.0		
16	C	#Kevin Adams	FLA	44	4	8	12	-3	28	0	0	1	0	71	5.6	
43	C	Byron Ritchie	FLA	31	5	6	11	-2	34	2	0	0	1	55	9.1	
		CAR	4	0	0	0	0	2	0	0	0	0	5	0		
		Total	35	5	6	11	-2	36	2	0	0	0	60	8.3		
55	D	Igor Ulanov	FLA	14	0	4	3	-11	0	0	0	0	9	0		
		NYR	39	0	6	6	-4	53	0	0	0	0	17	0		
		Total	53	0	10	9	-7	64	0	0	0	0	26	0		
11	LW	#Bill Lindsay	FLA	63	4	7	11	-11	117	0	0	1	0	63	6.3	
4	D	#Bret Hedican	FLA	31	3	7	10	-4	12	0	0	0	0	46	6.5	
8	LW	Peter Worrell	FLA	79	4	5	9	-15	354	0	1	0	0	65	6.2	
29	D	#Darren Van Impe	FLA	36	1	6	7	3	31	1	0	1	0	27	3.7	
3	D	Paul Laus	FLA	45	4	3	7	1	157	0	1	0	0	39	10.3	
26	D	#Dan Boyle	FLA	25	3	3	6	-1	12	1	0	0	0	31	9.7	
49	D	Lance Ward	FLA	68	1	4	5	-20	131	0	0	0	0	39	2.6	
17	C	Ryan Johnson	FLA	29	1	3	4	-5	10	0	0	0	0	24	4.2	
38	LW	*Eric Beaudoin	FLA	8	1	3	4	-2	4	0	0	1	0	11	9.1	
5	D	#Jeff Norton	FLA	29	0	4	4	-5	8	0	0	0	0	13	0	
21	RW	Dennis Shvidki	FLA	8	1	2	3	-4	2	0	0	0	0	11	9.0	
19	C	*Stephen Weiss	FLA	7	1	1	2	0	0	1	0	0	0	15	6.7	
2	D	Lance Pitlick	FLA	35	1	2	2	-14	12	0	0	0	0	15	6.7	
32	LW	*Ryan Jardine	FLA	8	0	2	2	0	2	0	0	0	0	14	0	
42	D	Brad Norton	FLA	22	0	2	2	-2	45	0	0	0	0	6	0	
36	D/W	Joey Tetarenko	FLA	38	1	0	1	-5	123	0	0	0	0	10	10.0	
37	G	Trevor Kidd	FLA	33	0	1	1	0	0	0	0	0	0	0	0	
1	G	Roberto Luongo	FLA	58	1	1	1	0	2	0	0	0	0	0	0	
23	D	*Kyle Rossiter	FLA	2	0	0	0	0	-1	2	0	0	0	0	0	
3	C	Matt Herr	FLA	3	0	0	0	0	-2	0	0	0	0	1	0	
31	G	Wade Flaherty	FLA	4	0	0	0	0	0	0	0	0	0	0	0	
33	RW	*David Morisset	FLA	4	0	0	0	0	-7	5	0	0	0	2	0	
29	D	*Lukas Krajcek	FLA	5	0	0	0	0	0	0	0	0	0	3	0	
23	RW	*Rocky Thompson	FLA	6	0	0	0	0	12	0	0	0	0	1	0	
41	C	*Nick Smith	FLA	15	0	0	0	0	-1	0	0	0	0	2	0	
GOALTENDERS			GP	W	L	T	GAA	MIN	EN	SO	GA	SA	SV%	G	A	PIM
1		Roberto Luongo	58	3030	2.77	16	33	4	4	4	140	1653	.915	0	1	2
31		Wade Flaherty	4	245	2.94	2	1	1	0	0	12	148	.919	0	0	0
37		Trevor Kidd	33	1683	3.21	4	16	5	4	1	90	857	.895	0	1	0
Fia Totals			82	4987	3.01	22	50	10	8	5	250	2666	.906			

*Indicates Rookie #Indicates Traded Player

GAME	DATE	OPPONENT	RESULT	SCORE	RECORD	ATTENDANCE	GAME	DATE	OPPONENT	RESULT	SCORE	RECORD	ATTENDANCE
1	Oct. 4	@Philadelphia	L	2-5	0-1-0	19,545	42	Jan. 7	@Washington	W	2-1	14-22-33	17,295
2	Oct. 6	NY ISLANDERS	L	0-2	0-2-0	**19,374	43	Jan. 8	DALLAS	L	2-3	14-23-33	15,225
3	Oct. 7	@Tampa Bay	W	5-0	1-0-1	12,658	44	Jan. 11	OTTAWA	L	2-4	14-24-33	14,105
4	Oct. 10	OTTAWA	L	0-2	1-3-0	14,651	45	Jan. 12	WASHINGTON	L	0-1	14-25-33	15,519
5	Oct. 13	PHILADELPHIA	L	2-5	1-4-0	16,547	46	Jan. 16	CHICAGO	L	0-3	14-26-33	14,341
6	Oct. 16	@Vancouver	T-OT	2-2	1-4-1-0	16,859	47	Jan. 18	@Dallas	W	3-2	15-26-33	18,532
7	Oct. 18	@Calgary	L	1-3	1-5-1-0	15,093	48	Jan. 19	ATLANTA	L	1-6	15-27-33	15,292
8	Oct. 20	@Edmonton	L	2-6	1-6-1-0	16,839	49	Jan. 20	MONTREAL	W	7-5	16-27-33	14,722
9	Oct. 24	WASHINGTON	L-OT	3-4	1-6-1-1	14,064	50	Jan. 23	NEW JERSEY	L	1-3	16-28-33	15,969
10	Oct. 26	LOS ANGELES	W	3-2	2-6-1-1	18,093	51	Jan. 25	@Carolina	T-OT	1-1	16-28-4	18,730
11	Oct. 28	@Pittsburgh	T-OT	2-2	2-6-2-1	16,449	52	Jan. 26	@Boston	L	2-4	16-29-43	17,565
12	Oct. 30	@NY Islanders	L	2-3	2-7-2-1	9,271	53	Jan. 30	PHOENIX	L	1-3	16-30-43	17,191
13	Oct. 31	@NY Rangers	W	3-1	3-7-2-1	17,114	54	Feb. 4	NY ISLANDERS	T-OT	6-6	16-30-53	14,830
14	Nov. 3	NY RANGERS	L	3-5	3-8-2-1	18,238	55	Feb. 6	TAMPA BAY	L	2-3	16-31-53	13,684
15	Nov. 7	PITTSBURGH	W	2-0	4-8-2-1	16,164	56	Feb. 7	@Tampa Bay	W	3-1	17-31-53	14,911
16	Nov. 10	PHILADELPHIA	L-OT	2-3	4-8-2-2	17,977	57	Feb. 9	@Boston	L	1-4	17-32-53	17,565
17	Nov. 12	BUFFALO	L	3-5	4-9-2-2	13,392	58	Feb. 12	@Nashville	L	0-1	17-33-53	14,025
18	Nov. 14	TORONTO	L	2-3	4-10-2-2	17,504	59	Feb. 13	@Chicago	L	4-5	17-34-53	15,914
19	Nov. 16	@Buffalo	W	2-0	5-10-2-2	17,568	60	Feb. 26	@Washington	L	3-4	17-35-53	15,803
20	Nov. 17	@Montreal	L-OT	0-1	5-10-2-3	19,923	61	Feb. 27	DETROIT	L-OT	2-3	17-35-54	**19,250
21	Nov. 19	@Toronto	L	1-5	5-11-2-3	19,219	62	Mar. 2	@Tampa Bay	L	2-3	17-36-54	16,684
22	Nov. 21	ANAHIM	W	6-0	6-11-2-3	15,232	63	Mar. 5	@Pittsburgh	L-OT	5-6	17-36-55	12,652
23	Nov. 24	NEW JERSEY	W	1-0	6-12-2-3	16,875	64	Mar. 8	EDMONTON	W	5-4	18-36-55	15,914
24	Nov. 27	@Colorado	L	1-4	6-13-2-3	18,007	65	Mar. 9	NASHVILLE	T-OT	2-2	18-36-55	15,378
25	Nov. 29	@Minnesota	L	0-6	6-14-2-3	18,064	66	Mar. 13	CALGARY	T-OT	3-3	18-36-75	13,868
26	Dec. 1	ATLANTA	L	2-5	6-15-2-3	15,032	67	Mar. 15	BUFFALO	W	5-2	19-36-75	15,571
27	Dec. 5	COLUMBUS	W	2-0	7-15-2-3	13,419	68	Mar. 17	@Ottawa	L	0-2	19-37-75	16,405
28	Dec. 8	CAROLINA	L	3-3	7-16-2-3	15,774	69	Mar. 20	MONTREAL	L	1-4	19-38-75	14,609
29	Dec. 12	@Carolina	L	1-4	7-17-2-3	10,281	70	Mar. 21	@Carolina	L	2-3	19-39-75	15,088
30	Dec. 14	@New Jersey	W	3-2	8-17-2-3	14,211	71	Mar. 23	BOSTON	L	1-3	19-40-75	16,403
31	Dec. 15	@NY Islanders	W	3-1	9-17-2-3	13,315	72	Mar. 25	@New Jersey	L	1-3	19-41-75	15,014
32	Dec. 17	@NY Rangers	L	2-4	9-18-2-3	17,784	73	Mar. 26	@Montreal	W	2-1	20-41-75	20,388
33	Dec. 19	WASHINGTON	W	5-2	10-18-2-3	15,245	74	Mar. 28	@Ottawa	W	4-3	21-41-75	14,352
34	Dec. 22	ST. LOUIS	L	0-2	10-19-2-3	17,504	75	Mar. 30	NY RANGERS	L	2-4	21-42-75	**19,250
35	Dec. 26	@Atlanta	T-OT	3-3	10-19-3-3	14,051	76	Apr. 3	PITTSBURGH	W	3-2	22-42-75	15,464
36	Dec. 28	BOSTON	L	1-7	10-20-3-3	17,391	77	Apr. 5	@Buffalo	L	1-3	22-43-75	17,217
37	Dec. 29	TORONTO	W	4-2	10-20-3-3	**19,250	78	Apr. 6	@Toronto	T-OT	2-2	22-43-85	19,737
38	Dec. 31	ATLANTA	W	4-3	12-20-3-3	14,164	79	Apr. 8	@Philadelphia	T-OT	4-4	22-43-85	19,517
39	Jan. 2	@Los Angeles	L	1-3	12-21-3-3	17,006	80	Apr. 10	@Atlanta	T-OT	4-4	22-43-105	13,197
40	Jan. 4	@Anaheim	W	2-1	13-21-3-3	10,696	81	Apr. 12	CAROLINA	L	1-3	22-44-105	**19,250
41	Jan. 5	@San Jose	L	0-6	13-22-3-3	17,496	82	Apr. 14	TAMPA BAY	L-OT	2-3	22-44-106	18,219

*Denotes Loss

2002-03 FLORIDA PANTHERS

RECORD: 24-36-13-9 (70 Points)
GENERAL MANAGER: Rick Dudley

COACH: Mike Keenan
EASTERN CONFERENCE FINISH: 13th

SOUTHEAST DIVISION FINISH: 4th
CAPTAIN: No Captain

NO	POS	NAME	FLA	GP	G	A	PTS	+/-	PIM	PP	SH	GW	GT	SHTS	PCTG
12	C	Olli Jokinen	FLA	81	36	29	65	-17	79	13	3	6	0	240	15.0
22	RW	Viktor Kozlov	FLA	74	22	34	56	-8	18	7	1	1	1	232	9.5
25	LW	Kristian Huselius	FLA	78	20	23	43	-6	20	3	0	3	3	187	10.7
18	LW	Marcus Nilsson	FLA	82	15	19	34	-2	31	7	1	0	0	187	8.0
16	C	Matt Cullen	ANA	50	7	14	21	-4	12	1	0	1	0	77	9.1
			FLA	30	6	6	12	-4	22	2	1	1	0	54	11.1
			TOTAL	80	13	20	33	-8	34	3	1	2	0	131	9.9
39	RW	Ivan Novoseltsev	FLA	78	10	17	27	-16	30	1	0	0	1	115	8.7
27	RW	*Jaroslav Bednar	LA	15	0	9	0	0	0	0	0	0	0	29	0
			TOTAL	67	5	13	28	2	14	2	0	1	2	66	7.6
20	RW	#Valeri Bure	FLA	46	5	21	26	-11	10	3	0	2	0	150	3.3
44	D	#Sandis Ozolinsh	FLA	51	7	19	26	-16	40	5	0	2	0	83	8.4
14	LW	Niklas Hagman	FLA	80	8	15	23	-8	20	2	0	0	0	132	6.1
9	C	*Stephen Weiss	FLA	77	2	15	21	-13	17	0	0	0	0	87	6.9
4	D	*Jay Bouwmeester	FLA	82	4	12	16	-29	14	2	0	0	2	110	3.6
6	D	Andreas Lilja	LA	17	0	3	3	5	14	0	0	0	0	13	0
			FLA	56	4	8	12	8	56	0	0	0	0	59	6.8
			TOTAL	73	4	11	15	13	70	0	0	0	0	72	5.6
56	D	Ivan Majesky	FLA	82	4	8	12	-18	92	0	0	2	0	29	0
7	D	Pavel Tmka	ANA	24	3	6	9	2	6	1	0	0	0	33	9.1
			FLA	22	0	3	3	-1	24	0	0	0	0	25	0
			TOTAL	46	3	9	12	1	30	1	0	0	0	58	5.2
34	D	Mathieu Biron	FLA	34	1	8	9	-18	14	0	1	0	0	52	1.9
32	LW	Stephane Matteau	FLA	52	4	4	8	-9	27	0	0	0	0	47	8.5
45	D	#Brad Ference	FLA	60	2	6	8	2	118	0	0	0	0	41	4.9
36	D	#Dmitry Yushkevich	FLA	23	1	6	7	-12	14	0	0	0	0	23	4.3
17	C	#Ryan Johnson	FLA	58	2	5	7	-13	26	0	0	0	0	54	3.7
21	RW	Denis Shvidki	FLA	23	4	2	6	-7	12	2	0	1	0	29	13.8
8	LW	Peter Worrell	FLA	63	2	3	5	-14	193	0	0	0	0	52	3.8
29	LW	Jeff Toms	FLA	22	1	2	2	-2	4	0	0	1	0	12	16.7
49	RW/D	#Lance Ward	FLA	36	3	1	4	-4	78	0	0	1	0	34	8.8
		Mike Van Ryn	STL	20	0	3	3	3	8	0	0	0	0	21	0
			TOTAL	20	0	3	3	3	8	0	0	0	0	21	0
19	C	Byron Ritchie	FLA	30	0	3	3	-4	19	0	0	0	0	29	0
5	D	Branislav Mezei	FLA	11	2	0	2	-2	10	0	0	0	1	0	20.0
55	D	Igor Ulanov	FLA	56	1	1	2	7	39	0	0	0	0	20	5.0
29	D	Igor Kravchuk	FLA	7	0	1	1	-3	4	0	0	0	0	8	0
23	RW	*Juraj Kolnik	FLA	10	0	1	1	1	0	0	0	0	0	14	0
38	LW	Eric Beaudoin	FLA	15	0	1	1	-7	25	0	0	0	0	11	0
15	RW	Jim Campbell	FLA	1	0	0	0	0	0	0	0	0	0	3	0
28	D	Jamie Rivers	FLA	1	0	0	0	-2	2	0	0	0	0	2	0
		Pascal Trepanier	NSH	1	0	0	0	0	0	0	0	0	0	1	0
			TOTAL	1	0	0	0	0	0	0	0	0	0	1	0
36	RW	#Joey Teterenko	FLA	2	0	0	0	-1	4	0	0	0	0	1	0
33	D	*Kyle Rossiter	FLA	3	0	0	0	-2	0	0	0	0	0	0	0
26	RW	Pierre Dagenais	FLA	9	0	0	0	-1	4	0	0	0	0	5	0
24	LW	Darcy Hordichuk	PHX	25	0	0	0	-1	82	0	0	0	0	5	0
			FLA	3	0	0	0	-1	15	0	0	0	0	2	0
			TOTAL	28	0	0	0	-2	97	0	0	0	0	7	0

	GOALTENDERS	GP	W	L	T	GAA	MIN	EN	SO	GA	SA	SV%	G	A	PIM
1	Roberto Luongo	65	3627	2.71	20	34	7	7	6	164	2011	.918	0	0	4
30	Jani Hurne	28	1376	2.88	4	11	13	0	1	66	707	.907	0	0	2
	FLA TOTALS	82	5021	2.83	24	45	16	7	7	237	2725	.913	0	0	6

*Indicates Rookie #Indicates Traded Player

GAME	DATE	OPPONENT	RESULT	SCORE	RECORD	ATTENDANCE	GAME	DATE	OPPONENT	RESULT	SCORE	RECORD	ATTENDANCE
1	10/10	TAMPA BAY	L-OT	3-4	0-0-0-1	18,013	42	1/10	NEW JERSEY	L	1-2	12-13-9-8	16,144
2	10/12	@Atlanta	W	5-4	1-0-0-1	18,545	43	1/11	@Washington	L	2-2	12-14-9-8	16,687
3	10/15	@Minnesota	W	4-1	1-1-0-1	18,064	44	1/13	@New Jersey	L	2-6	12-15-9-8	10,191
4	10/17	@Chicago	L	1-4	1-2-0-1	10,192	45	1/15	BOSTON	W	3-0	13-15-9-8	13,844
5	10/19	@Columbus	L	1-4	1-3-0-1	17,424	46	1/18	PITTSBURGH	W	3-0	14-15-9-8	18,313
6	10/21	ATLANTA	W	3-2	2-3-0-1	12,144	47	1/20	MONTREAL	L	2-3	14-16-9-8	**19,250
7	10/23	@Toronto	W	4-1	3-3-0-1	18,781	48	1/22	OTTAWA	L	1-2	14-17-9-8	13,944
8	10/24	@NY Islanders	L	3-5	3-4-0-1	12,234	49	1/24	@Carolina	L	2-3	14-18-9-8	15,346
9	10/26	WASHINGTON	T	1-1	3-4-1-1	14,913	50	1/25	CAROLINA	W	3-2	15-18-9-8	16,122
10	10/28	TAMPA BAY	L	1-6	3-5-1-1	13,244	51	1/28	@Montreal	L	3-6	15-19-9-8	20,025
11	10/30	@Dallas	W	3-2	4-5-1-1	18,532	52	1/30	@Detroit	T	2-2	15-19-10-8	20,058
12	11/2	ATLANTA	L	1-3	4-6-1-1	13,722	53	2/5	TORONTO	L	0-6	15-20-10-8	13,944
13	11/6	PITTSBURGH	W	4-3	5-6-1-1	14,244	54	2/6	@Pittsburgh	W	6-0	16-20-10-8	12,231
14	11/7	@Washington	L-OT	1-2	5-6-1-2	15,604	55	2/8	TAMPA BAY	T	4-4	16-20-11-8	14,522
15	11/9	CALGARY	W	3-0	6-6-1-2	14,794	56	2/12	NY RANGERS	L	1-3	16-21-11-8	15,834
16	11/11	CHICAGO	T	2-2	6-6-2-2	12,974	57	2/14	BOSTON	L-OT	5-6	16-21-11-9	14,813
17	11/13	@Philadelphia	T	1-1	6-6-3-2	18,834	58	2/15	WASHINGTON	L	1-2	16-22-11-9	16,144
18	11/14	@Winnipeg	L-OT	2-3	6-6-3-3	13,233	59	2/18	@Montreal	W	3-0	17-22-11-9	21,026
19	11/16	SAN JOSE	L	7-3	6-7-3-3	18,322	60	2/20	@Ottawa	W	4-3	18-22-11-9	15,250
20	11/19	@Atlanta	L-OT	3-4	6-7-3-4	9,012	61	2/22	@Philadelphia	W	4-2	19-22-11-9	19,433
21	11/20	NY ISLANDERS	T	3-3	6-7-4-4	14,444	62	2/24	BUFFALO	T	2-2	19-22-12-9	11,944
22	11/22	@Phoenix	T	3-3	6-7-5-4	11,377	63	2/26	ANANHEIM	L	1-2	19-23-12-9	14,644
23	11/24	@Anheim	W	4-0	6-7-6-4	13,254	64	2/27	@Tampa Bay	L	1-3	19-24-12-9	14,152
24	11/27	@Los Angeles	W	5-2	7-7-6-4	16,782	65	3/1	@NY Rangers	L	2-5	19-25-12-9	18,200
25	11/30	VANCOUVER	L	2-5	7-8-6-4	15,313	66	3/3	@Toronto	W	2-1	20-25-12-9	19,294
26	12/4	CAROLINA	W	4-2	8-8-6-4	10,944	67	3/5	COLORADO	L	1-3	20-26-12-9	15,913
27	12/6	@Carolina	W	2-0	9-8-6-4	17,006	68	3/7	@Atlanta	W	2-1	21-26-12-9	14,224
28	12/7	EDMONTON	L	0-4	9-8-6-4	14,144	69	3/8	BUFFALO	L	0-4	21-27-12-9	**19,250
29	12/10	PHILADELPHIA	L	2-5	9-10-6-4	12,622	70	3/10	@NY Rangers	W	2-1	22-27-12-9	18,200
30	12/13	NY ISLANDERS	T	3-3	9-10-7-4	14,313	71	3/12	MONTREAL	L	0-4	22-28-12-9	15,844
31	12/18	TORONTO	T	2-2	9-10-8-4	12,444	72	3/15	@Boston	L	1-4	22-29-12-9	15,576
32	12/20	@Buffalo	W	3-0	10-10-8-4	10,752	73	3/16	@Pittsburgh	W	4-2	23-29-12-9	16,958
33	12/21	@Boston	T	3-3	10-10-9-4	13,208	74	3/19	MINNESOTA	L	1-3	23-30-12-9	15,344
34	12/23	NASHVILLE	L-OT	2-3	10-10-9-5	13,344	75	3/22	OTTAWA	L	1-3	23-31-12-9	18,613
35	12/27	DALLAS	L	0-4	10-11-9-5	**19,250	76	3/24	NEW JERSEY	L	1-4	23-32-12-9	16,644
36	12/28	NY RANGERS	L-OT	1-2	10-11-9-6	**19,250	77	3/26	@Buffalo	L	1-2	23-33-12-9	11,235
37	12/30	@NY Islanders	L-OT	1-2	10-11-9-7	15,238	78	3/27	@St. Louis	L	1-2	23-34-12-9	19,903
38	1/1	@New Jersey	W	2-1	11-11-9-7	13,044	79	3/29	@Tampa Bay	T	1-1	23-34-13-9	19,420
39	1/2	@Colorado	W	4-1	12-11-9-7	18,007	80	4/1	@Washington	L	0-3	23-35-13-9	17,745
40	1/4	@Vancouver	L	2-3	12-12-9-7	18,422	81	4/4	CAROLINA	W	4-1	24-35-13-9	18,200
41	1/8	DETROIT	L-OT	1-2	12-12-9-8	**19,250	82	4/6	PHILADELPHIA	L	2-6	24-36-13-9	**19,250

**Denotes Home Sellout

REGULAR SEASON RECORDS

2003-04 FLORIDA PANTHERS

RECORD: 28-35-15-4 (75 Points)

GENERAL MANAGER: Rick Dudley

COACH: Mike Keenan/Rick Dudley/John Torchetti

EASTERN CONFERENCE FINISH: 13th

SOUTHEAST DIVISION FINISH: 4th

CAPTAIN: No Captain

12	POS	NAME	GP	G	A	PTS	+/	PIM	PP	SH	GW	GT	SHTS	PCTG		
8	C	Olli Jokinen	FLA	82	26	32	58	-16	81	8	2	8	1	280	9.3	
26	RW	#Valeri Bure	FLA	55	20	25	45	0	20	8	0	4	1	175	11.4	
22	D	Mike Van Ryn	FLA	79	13	24	37	-16	52	6	1	0	1	136	9.6	
9	LW	Kristian Huselius	FLA	76	10	21	31	-6	24	2	0	2	1	188	6.0	
25	C	Stephen Weiss	FLA	50	12	17	29	-10	10	3	0	2	1	82	14.6	
13	RW	#Viktor Kozlov	FLA	48	11	16	27	-4	16	3	1	1	1	117	9.4	
14	RW	Juraj Kolnik	FLA	53	14	11	25	-7	14	2	0	1	0	100	14.0	
14	LW	Niklas Hagman	FLA	75	10	13	23	-5	22	0	1	2	0	122	8.2	
4	C	*Nathan Horton	FLA	55	14	8	32	-5	17	0	0	0	0	81	17.3	
17	D	Jay Bouwmeester	FLA	61	2	18	20	-15	30	0	0	0	0	85	2.4	
16	C	Matt Cullen	FLA	56	6	13	19	-2	24	1	0	2	0	75	8.0	
18	LW	#Marcus Nilson	FLA	69	6	13	19	-9	26	1	1	1	1	110	5.5	
2	D	Lyle Odelein	FLA	82	4	12	16	-7	88	2	0	0	0	67	6.0	
7	D	Pavel Timka	FLA	67	3	13	16	-2	51	1	0	0	0	46	4.5	
28	RW	Donald Audette	MTL	23	3	5	8	-4	16	0	0	0	0	41	7.3	
			FLA	28	6	7	13	-9	22	5	0	0	0	66	9.1	
		TOTAL		51	9	12	21	-13	38	5	0	0	107	8.4		
34	D	Mathieu Biron	FLA	57	3	10	13	-13	51	0	0	1	0	75	4.0	
39	D	Byron Ritchie	FLA	50	5	6	11	-10	84	0	0	2	0	65	7.7	
11	RW	Mikael Samuelsson	FLA	37	3	6	9	0	35	0	0	1	0	50	6.0	
40	C	Vaclav Nedorost	FLA	32	4	7	7	-6	12	2	0	0	0	38	10.5	
6	D	Andreas Lilja	FLA	79	3	4	7	-8	90	0	0	0	0	79	3.8	
23	D	*Lukas Krajcek	FLA	18	1	6	7	-2	12	1	0	0	0	16	6.3	
5	D	Branislav Mezei	FLA	45	0	7	7	-4	80	0	0	0	0	26	0	
8	LW	Eric Beaudoin	FLA	30	2	4	6	-6	12	0	0	0	0	30	6.7	
39	RW	#Ivan Novoseltsev	FLA	17	1	4	5	-6	8	0	0	0	0	25	4.0	
27	RW	Christian Berglund	NJ	23	2	3	5	-4	4	0	0	0	0	33	6.1	
			FLA	10	3	1	4	-2	10	0	0	0	0	17	17.6	
		TOTAL		33	5	4	9	-6	14	0	0	0	50	10.0		
24	LW	Darcy Hordichuk	FLA	57	3	4	1	-10	158	0	0	0	1	27	11.1	
29	LW	Eric Messier	FLA	21	0	3	3	-2	16	0	0	0	0	13	0	
20	C	#Craig MacDonald	FLA	34	0	3	3	-5	25	0	0	0	0	42	0	
1	G	Roberto Luongo	FLA	72	0	3	3	0	2	0	0	0	0	0	0	-
20	RW	*Kamil Piro	ATL	14	0	1	1	-3	4	0	0	0	0	10	0	
			FLA	3	1	0	1	-1	0	1	0	0	0	3	1	100.0
		TOTAL		17	1	1	2	-4	4	1	0	0	11	9.1		
27	RW	#Jaroslav Bednar	FLA	13	1	1	2	2	4	0	0	0	0	19	5.3	
20	LW	*Josh Olson	FLA	5	1	0	1	1	0	0	0	0	0	6	16.7	
23	LW	Lee Goren	FLA	2	0	1	1	-4	0	0	0	0	0	7	0	
41	C	*Mike Green	FLA	11	0	1	1	0	2	0	0	0	0	1	0	
21	RW	Denis Shvidki	FLA	2	0	0	0	0	0	0	0	0	0	4	0	
33	D	*Kristian Kudroc	FLA	2	0	0	0	0	2	0	0	0	0	0	-	
44	C/LW	*Gregory Campbell	FLA	2	0	0	0	-1	5	0	0	0	0	0	-	
32	D	*Grant McNeill	FLA	3	0	0	0	0	5	0	0	0	0	0	-	
36	D	*Kyle Rossiter	FLA	4	0	0	0	-1	7	0	0	0	0	1	0	
15	RW	*Ty Jones	FLA	6	0	0	0	0	7	0	0	0	0	1	0	

	GOALTENDERS	GP	W	L	T	GAA	MIN	EN	SO	GA	SA	SV%	G	A	PIM
1	Roberto Luongo	72	25	33	14	2.43	4252	7	7	172	2475	.931	0	3	2
31	Steve Shields	16	3	6	1	3.44	732	0	0	42	346	.879	0	0	6
	FLA TOTALS	88	28	39	15	2.93	4984	7	7	214	2821	.922	0	3	8

*Indicates Rookie #Indicates Traded Player

GAME	DATE	OPPONENT	RESULT	SCORE	RECORD	ATTENDANCE	GAME	DATE	OPPONENT	RESULT	SCORE	RECORD	ATTENDANCE
1	10/9	@ CAROLINA	W	3-1	1-0-0-0	12,112	42	1/8	@ Philadelphia	W-TOT	4-3	14-17-9-2	19,221
2	10/11	@ BOSTON	T-TOT	1-1	1-0-1-0	13,168	43	1/10	@ Calgary	L	2-4	14-18-9-2	16,809
3	10/13	@ Carolina	T-TOT	2-2	1-0-2-0	10,223	44	1/11	@ Vancouver	T-TOT	2-2	14-18-10-2	18,630
4	10/15	@ PHOENIX	L	1-2	1-1-2-0	10,069	45	1/13	@ Edmonton	L	2-4	14-19-10-2	16,839
5	10/18	@ NY Islanders	L	1-2	1-2-2-0	16,295	46	1/17	TAMPA BAY	W	2-1	15-19-10-2	**19,250
6	10/20	@ NY Rangers	L	1-3	1-3-2-0	17,351	47	1/19	ST. LOUIS	L-TOT	1-2	15-19-10-3	15,202
7	10/22	@ New Jersey	W	2-1	2-3-2-0	10,016	48	1/21	COLORADO	L	5-6	15-20-10-3	18,632
8	10/24	MINNESOTA	L	3-4	2-4-2-0	15,539	49	1/23	WASHINGTON	W	4-1	16-20-10-3	18,452
9	10/25	@ Atlanta	W	3-2	3-4-2-0	16,680	50	1/24	@ Boston	W	2-1	17-20-10-3	16,814
10	10/29	@ Philadelphia	L	1-5	3-5-2-0	18,961	51	1/26	@ NY Rangers	L	2-5	17-21-10-3	17,741
11	10/30	@ Ottawa	W	3-2	4-5-2-0	17,086	52	1/28	PHILADELPHIA	T-TOT	3-3	17-21-11-3	17,227
12	11/1	SAN JOSE	L	2-6	4-6-2-0	13,412	53	1/31	@ NY Islanders	L	2-4	17-22-11-3	16,234
13	11/5	LOS ANGELES	L	2-3	4-7-2-0	13,276	54	2/3	@ San Jose	L	0-3	17-23-11-3	14,438
14	11/7	PITTSBURGH	W	6-3	5-7-2-0	18,161	55	2/4	@ Phoenix	W-TOT	5-4	18-23-11-3	13,792
15	11/8	@ St. Louis	L	0-2	5-8-2-0	18,484	56	2/10	MONTREAL	W	2-1	19-23-11-3	17,104
16	11/11	TAMPA BAY	W	4-0	6-8-2-0	13,214	57	2/12	PITTSBURGH	W	5-1	20-23-11-3	15,863
17	11/13	@ New Jersey	L	1-3	6-9-2-0	10,202	58	2/14	@ Tampa Bay	L	2-3	20-24-11-3	19,888
18	11/15	@ Pittsburgh	W	3-2	7-9-2-0	11,004	59	2/16	@ Carolina	L	1-3	20-25-11-3	10,328
19	11/16	@ Atlanta	L	2-5	7-10-2-0	13,523	60	2/18	@ Buffalo	T-TOT	1-1	20-25-12-3	13,110
20	11/19	NY ISLANDERS	L	1-4	7-11-2-0	13,012	61	2/20	@ Pittsburgh	W	2-0	21-25-12-3	11,917
21	11/21	ATLANTA	L	3-6	7-12-2-0	13,417	62	2/21	@ Washington	T-TOT	2-2	21-25-13-3	15,257
22	11/22	@ Washington	W-TOT	3-2	8-12-2-0	15,002	63	2/23	@ Boston	W	2-0	22-25-13-3	15,364
23	11/24	BUFFALO	W	2-1	9-12-2-0	12,927	64	2/25	TORONTO	L	4-0	23-25-13-3	18,561
24	11/26	NY RANGERS	T-TOT	3-3	9-12-3-0	19,076	65	2/27	WASHINGTON	L	1-4	23-26-13-3	**19,250
25	11/28	@ Buffalo	L	3-4	9-13-3-0	15,776	66	2/29	@ Chicago	T-TOT	2-2	23-26-14-3	12,177
26	11/29	@ Montreal	T-TOT	1-1	9-13-4-0	20,428	67	3/2	@ Washington	W	1-0	24-26-14-3	18,628
27	12/3	OTTAWA	L	0-4	9-14-4-0	11,520	68	3/7	NEW JERSEY	L	2-5	24-27-14-3	12,621
28	12/6	ATLANTA	L-TOT	3-4	9-14-4-1	14,545	69	3/6	TAMPA BAY	L	3-5	24-28-14-3	17,509
29	12/10	BOSTON	T-TOT	1-1	9-14-5-1	17,465	70	3/9	@ Toronto	L	0-5	24-29-14-3	19,335
30	12/12	MONTREAL	W	4-2	10-14-5-1	15,742	71	3/11	@ Montreal	W-TOT	3-2	25-29-14-3	21,273
31	12/13	@ Nashville	T-TOT	2-2	10-14-6-1	14,079	72	3/13	NY RANGERS	W-TOT	3-2	26-29-14-3	**19,250
32	12/15	@ Detroit	L	1-4	10-15-6-1	20,066	73	3/17	NY ISLANDERS	W	6-4	27-29-14-3	15,107
33	12/17	WASHINGTON	T-TOT	2-2	10-15-7-1	13,437	74	3/19	@ Atlanta	L	2-3	27-30-14-3	17,116
34	12/19	DALLAS	W	1-0	11-15-7-1	14,623	75	3/20	BUFFALO	L	1-2	27-31-14-3	18,504
35	12/22	@ Ottawa	L-TOT	2-3	11-15-7-2	17,189	76	3/23	NEW JERSEY	L-TOT	3-4	27-31-14-4	15,334
36	12/23	@ Toronto	L	2-5	11-16-7-2	19,360	77	3/25	@ Carolina	L	2-3	27-32-14-4	12,521
37	12/27	ANAHEIM	W	3-2	12-16-7-2	18,007	78	3/27	ATLANTA	L	0-3	27-33-14-4	17,204
38	12/29	TORONTO	T-TOT	4-4	12-16-8-2	**19,250	79	3/28	CAROLINA	W	3-1	28-33-14-4	11,209
39	12/31	@ Tampa Bay	T-TOT	2-2	12-16-9-2	15,234	80	3/31	OTTAWA	L	4-5	28-34-14-4	15,876
40	1/2	PHILADELPHIA	L	1-2	12-17-9-2	17,872	81	4/1	@ Tampa Bay	L	3-4	28-35-14-4	17,726
41	1/3	COLUMBUS	W	1-0	13-17-9-2	15,874	82	4/4	CAROLINA	T-TOT	6-6	28-35-15-4	16,207

**Denotes Home Sellout

2005-06 FLORIDA PANTHERS

RECORD: 37-34-11 (85 points)

GENERAL MANAGER: Mike Keenan

COACH: Jacques Martin

EASTERN CONFERENCE FINISH: 11th

SOUTHEAST DIVISION FINISH: 4th

CAPTAIN: Olli Jokinen

12	POS	PLAYER	TEAM	GP	PTS	TOI	G	A	PTS	-/+	PIM	PP	SH	1	GW	GT	S	PCTG											
12	C	Olli Jokinen	FLA	82	20:29	38	51	89	14	88	14	1	9	4	351	10.8													
25	C	Joe Newenewdyk	FLA	65	16:22	26	30	56	-2	46	7	0	3	1	195	13.3													
15	C	Jozef Stumpel	FLA	74	17:46	15	37	52	15	26	3	1	1	0	115	13													
16	R	Nathan Horton	FLA	71	16:53	28	19	47	8	89	3	0	1	0	162	17.3													
4	D	Jay Bouwmeester	FLA	82	25:29	5	41	46	1	79	0	0	0	0	189	2.6													
23	L	Martin Gelin	FLA	82	15:58	17	24	41	27	80	4	0	3	0	186	9.1													
10	L	Gary Roberts	FLA	58	16:45	14	26	40	4	51	4	0	1	0	122	11.5													
77	C	Chris Galt	FLA	76	15:43	17	22	39	6	104	4	1	2	0	135	12.6													
26	D	Mike Van Ryn	FLA	80	22:35	8	29	37	15	90	3	0	2	1	154	5.2													
13	R	Juraj Kolnik	FLA	77	14:18	15	20	35	1	40	4	1	3	0	145	10.3													
11	R	Jonathan Sim	PHI	39	10:58	7	7	14	-6	28	4	0	2	0	80	8.8													
			FLA	33	12:27	10	8	18	-1	26	4	0	3	0	91	11.0													
			Totals	72	11:39	17	15	32	-7	54	8	0	5	0	172	9.9													
55	D	Ric Jackman	PIT	49	18:21	6	22	28	-20	46	3	0	1	0	95	6.3													
			FLA	15	14:03	1	1	2	0	6	0	0	0	0	25	4.0													
			Totals	64	17:20	7	23	30	-20	52	3	0	1	0	120	5.8													
9	C	Stephen Weiss	FLA	41	15:15	9	12	21	-2	22	5	0	1	1	74	12.2													
85	L	*Rostislav Olesz	FLA	59	14:51	8	13	21	-4	24	0	1	3	0	105	7.6													
22	D	Sean Hill	FLA	78	20:09	2	18	20	3	80	1	0	0	0	111	1.8													
2	D	Lukas Krajcek	FLA	67	18:30	2	14	16	1	50	2	0	0	0	89	2.2													
20	D	Joel Kwiatkowski	FLA	73	16:20	4	8	12	3	86	1	0	1	1	87	4.6													
44	LW	*Gregory Campbell	FLA	64	8:38	3	6	9	-11	40	0	0	0	0	59	5.1													
22	R	*Kristian Huselius	FLA	24	14:43	5	3	8	-11	4	2	0	0	0	57	8.8													
7	D	Steve Montador	CGY	7	11:49	1	0	1	0	11	0	0	0	0	13	7.7													
			FLA	51	14:04	1	5	6	4	68	0	0	0	0	54	4.2													
			Totals	58	13:48	2	5	7	4	79	0	0	0	0	55	3.6													
14	L	#Niklas Hagman	FLA	30	13:59	2	4	6	-8	2	0	0	0	0	52	3.8													
43	L	Serge Payer	FLA	71	9:53	2	4	6	-7	26	0	0	0	0	70	2.9													
21	D	Alexei Semenov	EDM	11	10:49	1	1	2	-3	17	0	0	0	0	3	33.3													
			FLA	16	12:33	1	1	2	-1	21	1	0	0	0	13	7.7													
			Totals	27	11:50	2	4	-4	38	1	0	0	0	0	16	12.5													
42	C	Mikhail Yakubov	CHI	10	12:00	1	2	3	0	8	0	0	1	0	11	9.1													
			FLA	13	7:49	0	1	1	-1	4	0	0	0	0	16	0.0													
			Totals	23	9:38	1	3	4	-1	12	0	0	1	0	27	3.7													
57	R	*Anthony Stewart	FLA	10	7:12	2	1	3	2	2	1	0	0	0	16	12.5													
33	D	*Eric Cairns	FLA	23	7:48	0	0	1	1	37	0	0	0	0	0	7.0													
51	R	*Rob Globoke	FLA	18	7:17	1	0	1	0	6	0	0	0	0	18	5.6													
5	D	Branislav Mezei	FLA	16	19:16	0	1	1	3	37	0	0	0	0	13	0													
40	C	*Greg Jacina	FLA	11	5:50	0	1	1	-1	4	0	0	0	0	10	0													
33	D	Jamie Allison	NSH	20	7:59	0	1	1	-6	45	0	0	0	0	3	0													
			FLA	7	11:48	0	0	0	0	0	0	0	0	0	4	0													
			Totals	27	8:58	0	1	1	-6	56	0	0	0	0	4	0													
7	D	Alexander Karpovtsev	FLA	6	11:04	0	0	0	-3	4	0	0	0	0	4	0													
37	C	*Petr Taticek	FLA	3	5:50	0	0	0	0	0	0	0	0	0	3	0													
NO.		GOALTENDER		GPI		MIN		AVG		W		L		OT		SO		GA		SA		SV%		G		A		PIM	
29		Roberto Luongo	FLA	75	4,304:47	2.97	35	30	4	9	2	0	4	213	2488	.914	0	0	0	0	0	0	0	0	0	0	3	2	
		Jamie McLennan	FLA	2	677:50	3.01	2	4	0	1	0	0	0	34	906	0	0	0	0	0	0	0	0	0	0	0	0	0	
		FLA TOTALS		92	4,982	2.99	37	34	11	4	247	2848	.910	0	3	0	0	0	0	0	0	0	0	0	0	3	2		

*Indicates Rookie #Indicates Traded Player

Game	Date	Opponent	Result	Score	Record	Attendance	Game	Date	Opponent	Result	Score	Record	Attendance
1	10/05	ATLANTA	W	2-0	01-00-00	**19,250	42	01/03	@ New Jersey	L	0-3	16-21-05	10,039
2	10/07	TAMPA BAY	W	2-0	02-00-00	18,512	43	01/04	@ NY Islanders	OTL	3-4	16-21-06	10,285
3	10/08	@ Tampa Bay	L	1-2	02-01-00	20,933	44	01/07	@ NY Rangers	L	0-4	16-22-06	18,200
4	10/10	@ NY Islanders	W	3-1	03-01-00	11,256	45	01/08	@ Washington	SOW	4-3	17-22-06	11,407
5	10/13	BOSTON	L	2-5	03-02-00	15,617	46	01/12	ST. LOUIS	W	3-1	18-22-06	15,081
6	10/15	BUFFALO	W	3-2	04-02-00	17,426	47	01/14	COLUMBUS	OTL	4-5	18-22-07	17,991
7	10/17	@ NY Rangers	L	0-4	04-03-00	16,351	48	01/19	@ Phoenix	L	3-6	18-23-07	13,195
8	10/18	@ New Jersey	L	3-4	04-04-00	11,166	49	01/21	@ Anaheim	L	0-1	18-24-07	17,011
9	10/20	WASHINGTON	W	3-2	05-04-00	11,716	50	01/24	@ Tampa Bay	OTW	3-2	19-24-07	19,900
10	10/25	@ Pittsburgh	OTW	4-3	06-04-00	14,636	51	01/25	CAROLINA	SOL	3-4	19-24-08	12,042
11	10/27	@ Philadelphia	OTL	4-5	06-04-01	19,533	52	01/27	NEW JERSEY	W	4-0	20-24-08	18,506
12	10/31	@ Toronto	Ly	1-2	06-05-01	19,143	53	01/30	TORONTO	L	2-4	20-25-08	16,802
13	11/01	@ Montreal	OTL	4-5	06-05-02	21,273	54	02/03	ATLANTA	W	5-2	21-25-08	17,146
14	11/03	@ Boston	L	1-4	06-06-02	15,102	55	02/04	@ Atlanta	L	4-6	21-26-08	18,652
15	11/05	@ Carolina	L	0-2	06-07-02	16,015	56	02/07	@ Washington	W	5-3	22-26-08	15,852
16	11/09	NY RANGERS	SOL	3-4	06-07-03	18,408	57	02/11	@ Buffalo	L	3-5	22-27-08	18,690
17	11/11	CAROLINA	L	0-1	06-08-03	17,124	58	02/28	@ Tampa Bay	W	8-2	23-27-08	19,805
18	11/12	@ Philadelphia	L	4-5	06-09-03	19,654	59	03/02	MONTREAL	L	0-1	23-28-08	16,701
19	11/15	@ Montreal	OTL	3-4	06-09-04	21,273	60	03/03	@ Carolina	L	2-5	23-29-08	18,094
20	11/17	@ Ottawa	L	1-4	06-10-04	18,650	61	03/06	@ Atlanta	SOL	3-4	23-29-09	12,702
21	11/19	NY ISLANDERS	L	3-5	06-11-04	16,763	62	03/08	OTTAWA	W	6-2	24-29-09	15,196
22	11/23	NEW JERSEY	L	1-5	06-12-04	15,203	63	03/10	CAROLINA	W	5-3	25-29-09	13,941
23	11/25	PITTSBURGH	W	6-3	07-12-04	18,124	64	03/11	CAROLINA	OTW	4-3	26-29-09	16,862
24	11/26	@ Atlanta	L	4-7	07-13-04	14,032	65	03/15	PHILADELPHIA	L	0-4	26-30-09	15,614
25	11/28	TORONTO	L	1-2	07-14-04	11,215	66	03/17	NY ISLANDERS	W	4-2	27-30-09	16,444
26	12/01	WASHINGTON	W	3-2	08-14-04	10,092	67	03/18	@ Washington	SOW	4-3	28-30-09	15,042
27	12/03	CHICAGO	OTW	4-3	09-14-04	17,212	68	03/20	TAMPA BAY	OTW	6-5	29-30-09	13,071
28	12/05	OTTAWA	L	3-6	09-15-04	10,883	69	03/22	WASHINGTON	W	3-2	30-30-09	14,802
29	12/07	@ Dallas	L	3-4	09-16-04	17,377	70	03/24	NY RANGERS	SOW	3-2	31-30-09	18,851
30	12/08	@ San Jose	L	2-6	09-17-04	16,007	71	03/27	@ Boston	SOW	4-3	32-30-09	13,665
31	12/10	@ Los Angeles	L	1-3	09-18-04	16,827	72	03/29	@ Pittsburgh	W	5-3	33-30-09	14,024
32	12/13	NASHVILLE	W	7-3	10-18-04	14,827	73	03/31	@ Carolina	L	2-3	33-31-09	17,693
33	12/15	DETROIT	OTW	3-2	11-18-04	17,716	74	04/01	TAMPA BAY	W	4-2	34-31-09	18,109
34	12/17	@ Atlanta	L	1-2	11-19-04	14,086	75	04/03	@ Tampa Bay	L	1-4	34-32-09	19,802
35	12/18	@ Washington	W	3-2	12-19-04	10,829	76	04/05	ATLANTA	L	2-5	34-33-09	13,207
36	12/22	BUFFALO	W	4-1	13-19-04	17,823	77	04/07	PITTSBURGH	L	1-5	34-34-09	14,776
37	12/23	@ Carolina	L	3-4	13-20-04	15,444	78	04/09	TAMPA BAY	W	6-3	35-34-09	13,046
38	12/26	PHILADELPHIA	SOL	2-3	13-20-05	18,791	79	04/11	@ Toronto	OTL	5-6	35-34-10	19,371
39	12/28	BOSTON	W	6-4	14-20-05	19,904	80	04/13	@ Ottawa	OTW	5-4	36-34-10	19,173
40	12/30	MONTREAL	W	2-1	15-20-05	**19,250	81	04/15	WASHINGTON	SOL	1-2	36-34-11	17,817
41	01/01	@ Buffalo	W	2-1	16-20-05	18,690	82	04/18	ATLANTA	OTW	2-1	37-34-11	17,228

**Denotes Home Sellout

REGULAR SEASON RECORDS

2006-07 FLORIDA PANTHERS

RECORD: 35-31-16 (86 points)

COACH: Jacques Martin

SOUTHEAST DIVISION FINISH: 3rd

GENERAL MANAGER: Jacques Martin

EASTERN CONFERENCE FINISH: 12th

CAPTAIN: Olli Jokinen

12	POS	PLAYER	TEAM	GP	TOI	G	A	PTS	-/+	PIM	PP	SH	GW	-T	S	PCTG
C	Olli Jokinen	FLA	82	20:31	39	52	91	18	78	9	1	8	1	351	11.1	
16	L	Nathan Horton	FLA	82	18:03	31	31	62	15	61	7	1	3	1	217	14.3
15	R	Jozef Stempel	FLA	73	19:07	23	34	57	2	22	9	2	4	0	131	17.6
9	C	Stephen Weiss	FLA	74	17:06	20	28	48	-1	28	10	0	1	0	176	11.4
23	L	Martin Gelin	FLA	82	13:25	14	30	44	7	36	7	0	1	1	171	8.2
4	D	Jay Bouwmeester	FLA	82	26:08	12	30	42	23	66	3	0	3	0	174	6.9
18	L	Ville Peltonen	FLA	72	16:25	17	20	37	7	28	4	0	0	0	145	11.7
77	C	Chris Gratton	FLA	81	12:05	13	22	35	1	94	1	0	1	0	131	9.9
24	D	Ruslan Salei	FLA	82	23:19	6	26	32	-13	102	2	0	0	0	148	4.1
85	L	Rostislav Olesz	FLA	75	15:30	11	19	30	2	28	2	0	2	0	164	6.7
26	D	Mike Van Ryn	FLA	78	21:08	4	25	29	-5	64	1	0	0	0	121	3.3
13	R	Juraj Kolnik	FLA	64	12:05	11	14	25	2	18	0	0	1	0	113	9.7
5	D	Bryan Allen	FLA	82	21:35	4	21	25	7	112	0	0	0	0	99	4
46	L	*David Booth	FLA	48	9:33	3	7	10	0	12	0	0	1	0	86	3.5
11	C	Gregory Campbell	FLA	79	10:33	6	3	9	-10	66	0	1	0	0	103	5.8
7	D	Steve Montador	FLA	72	13:08	1	8	9	1	119	0	0	0	0	88	1.1
25	C	Joe Nieuwendyk (Ret.)	FLA	15	13:23	5	3	8	-4	4	2	0	2	0	30	16.7
21	D	Alexei Semenov	FLA	23	12:22	0	5	5	9	28	0	0	0	0	23	0
6	D	*Noah Welch	PIT	22	13:56	1	1	2	1	22	0	0	0	0	14	7.1
			FLA	2	13:56	1	0	1	3	2	0	0	0	0	4	25
Totals				24	13:56	2	1	3	4	24	0	0	0	0	18	11.1
38	C	*Janis Sprukts	FLA	13	6:19	1	2	3	1	2	0	0	0	0	10	10
2	D	Branislav Mezei	FLA	45	15:57	0	3	3	5	55	0	0	0	0	24	0
50	C	*Drew Larman	FLA	16	7:23	2	0	2	-3	2	0	0	0	0	15	13.3
54	C	*Kamil Kreps	FLA	14	11:13	1	1	2	-1	6	0	0	0	0	20	5
51	R	*Rob Globle	FLA	19	6:04	0	1	1	-3	0	0	0	0	0	15	0
57	R	*Anthony Stewart	FLA	10	5:51	0	1	1	1	2	0	0	0	0	8	0
47	D	*Martin Lojek	FLA	3	8:22	0	1	1	2	0	0	0	0	0	0	0
40	C	*Greg Jacina	FLA	3	6:51	0	0	0	-1	2	0	0	0	0	2	0
44	R	*Todd Bertuzzi	FLA	7	15:59	1	6	7	-4	13	1	0	0	0	8	12.5
8	D	*Joel Kwiatkowski	FLA	41	9:48	5	5	10	-5	20	1	0	2	0	46	10.9
55	D	*Ric Jackman	FLA	7	13:41	1	0	1	-3	10	0	0	1	0	13	7.7
10	L	*Gary Roberts	FLA	50	16:43	13	16	29	5	71	2	0	3	0	94	13.8
NO.	GOALTENDER	GPI	MINS	AVG	G	A	L	OT	SO	GA	SA	SV%	G	A	PIM	
20	Ed Belfour	58	3289:17	2.77	27	17	0	10	1	152	1550	0.902	0	2	10	
35	Alex Auld	27	1470:31	3.34	7	13	0	5	1	82	729	0.888	0	1	2	
31	Craig Anderson	5	216:53	2.21	1	1	0	1	0	8	116	0.931	0	0	0	
FLA TOTALS		90	4976:41	2.92	35	31	0	16	2	242	2395	0.9	0	3	12	

*Indicates Rookie #Indicates Traded Player

Game	Date	Opponent	Result	Score	Record	Attendance	Game	Date	Opponent	Result	Score	Record	Attendance
1	10/6	BOSTON	W	8-3	1-0-0	19,250*	42	1/2	@ EDMONTON	L	1-4	15-20-7	16,839
2	10/7	@ ATLANTA	L	0-6	1-1-0	14,239	43	1/4	@ CALGARY	L-OT	4-5	15-20-8	19,289
3	10/9	@ TORONTO	L-SO	1-2	1-1-1	19,102	44	1/7	@ VANCOUVER	L-SO	3-4	15-20-9	18,630
4	10/11	CAROLINA	W	6-3	2-1-1	14,312	45	1/10	PITTSBURGH	W	5-2	16-20-9	16,098
5	10/13	TAMPA BAY	W	3-2	3-1-1	15,208	46	1/11	@ CAROLINA	L	4-6	16-21-9	13,552
6	10/14	@ TAMPA BAY	L	1-4	3-2-1	19,926	47	1/13	WASHINGTON	W	7-3	17-21-9	15,061
7	10/18	@ WASHINGTON	L	2-5	3-3-1	10,125	48	1/16	CAROLINA	L-OT	2-3	17-21-10	10,317
8	10/20	PHILADELPHIA	W	3-2	4-3-1	17,194	49	1/18	TORONTO	L	2-3	17-22-10	12,242
9	10/21	@ ATLANTA	L	2-4	4-4-1	16,178	50	1/20	@ WASHINGTON	W	4-1	18-22-10	13,877
10	10/23	ATLANTA	L	3-6	4-5-1	13,102	51	1/27	NEW JERSEY	W	4-2	19-22-10	18,136
11	10/25	@ NY RANGERS	W	4-2	5-5-1	18,200	52	1/30	@ PITTSBURGH	L	0-3	19-23-10	15,405
12	10/26	@ NEW JERSEY	L	0-2	5-6-1	11,594	53	2/1	WASHINGTON	W	6-3	20-23-10	11,300
13	10/28	@ NY ISLANDERS	L-SO	3-4	5-6-2	10,455	54	2/3	LOS ANGELES	L	0-7	20-24-10	15,108
14	10/31	SAN JOSE	L	1-2	5-7-2	10,081	55	2/6	@ COLORADO	L-OT	4-5	20-24-11	17,065
15	11/2	TORONTO	W	4-5	6-7-2	13,233	56	2/8	@ MINNESOTA	L	2-4	20-25-11	18,568
16	11/5	NY RANGERS	L-SO	3-4	6-7-3	16,893	57	2/10	PHOENIX	W	5-2	21-25-11	15,312
17	11/10	@ BUFFALO	L-OT	4-5	6-7-4	18,690	58	2/13	@ MONTREAL	W	1-0	22-25-11	21,273
18	11/11	@ NEW JERSEY	L	2-4	6-8-4	14,112	59	2/14	@ OTTAWA	L	0-4	22-26-11	18,261
19	11/13	WASHINGTON	L	1-4	6-9-4	12,108	60	2/17	TAMPA BAY	W-OT	5-4	23-26-11	17,813
20	11/16	MONTREAL	W	5-1	7-9-4	13,506	61	2/20	TAMPA BAY	L-SO	2-3	23-26-12	19,319
21	11/18	NY ISLANDERS	W	1-4	7-10-4	16,833	62	2/22	PITTSBURGH	L-OT	1-2	23-26-13	17,102
22	11/20	@ BOSTON	W	3-2	8-10-4	11,742	63	2/24	BOSTON	W	7-2	24-26-13	16,816
23	11/22	TAMPA BAY	L	4-6	8-11-4	14,516	64	2/27	@ WASHINGTON	W-SO	6-5	25-26-13	10,979
24	11/24	OTTAWA	L	4-6	8-12-4	16,544	65	3/1	DALLAS	W-OT	2-1	26-26-13	11,822
25	11/25	@ ATLANTA	L	0-1	8-13-4	17,053	66	3/3	TAMPA BAY	W	6-2	27-26-13	17,299
26	11/28	@ MONTREAL	L-SO	0-1	8-13-5	21,273	67	3/6	@ ATLANTA	L	2-4	27-27-13	12,566
27	11/30	@ OTTAWA	L	0-6	8-14-5	17,814	68	3/8	@ PHILADELPHIA	W	2-1	28-27-13	19,489
28	12/2	ATLANTA	L	1-3	8-15-5	13,333	69	3/10	ATLANTA	W	3-2	29-27-13	17,927
29	12/5	@ PITTSBURGH	W	3-2	9-15-5	12,511	70	3/13	@ CAROLINA	L	1-3	29-28-13	18,639
30	12/7	BUFFALO	W	3-1	10-15-5	15,385	71	3/15	BUFFALO	L	3-5	29-29-13	18,111
31	12/9	@ NY ISLANDERS	L-SO	2	10-15-6	12,825	72	3/17	NY ISLANDERS	W	8-5	30-29-13	17,078
32	12/10	@ NY RANGERS	L	1-2	10-16-6	18,200	73	3/20	@ PHILADELPHIA	W	4-1	31-29-13	18,721
33	12/12	ANAHEIM	L	4-5	10-17-6	13,140	74	3/22	OTTAWA	L	2-4	31-30-13	14,202
34	12/14	@ BUFFALO	L	1-2	10-18-6	18,690	75	3/24	NEW JERSEY	L-SO	3-4	31-30-14	16,101
35	12/16	@ BOSTON	W	6-3	11-18-6	10,965	76	3/27	@ TAMPA BAY	W	5-2	32-30-14	18,856
36	12/19	@ TORONTO	W	7-3	12-18-6	19,444	77	3/28	ATLANTA	W-SO	3-2	33-30-14	12,864
37	12/21	NY RANGERS	W	3-2	13-18-6	17,556	78	3/30	WASHINGTON	W-OT	3-2	34-30-14	15,712
38	12/23	CAROLINA	L-OT	2-3	13-18-7	16,147	79	4/1	CAROLINA	L-OT	3-4	34-30-15	17,878
39	12/26	@ CAROLINA	L	2-4	13-19-7	18,639	80	4/3	@ WASHINGTON	L	0-1	34-31-15	16,311
40	12/27	PHILADELPHIA	W	3-1	14-19-7	17,771	81	4/6	@ TAMPA BAY	W	7-2	35-31-15	21,002
41	12/29	MONTREAL	W	3-1	15-19-7	**19,772	82	4/7	@ CAROLINA	L-OT	4-5	35-31-16	18,639

** DENOTES HOME SELLOUT

2007-08 FLORIDA PANTHERS

RECORD: 38-32-9 (85 points)

COACH: Jacques Martin

SOUTHEAST DIVISION FINISH: 3rd

GENERAL MANAGER: Jacques Martin

EASTERN CONFERENCE FINISH: 11th

CAPTAIN: Olli Jokinen

NO.	POS	PLAYER	TEAM	GP	PTS	TOI	G	A	PTS	+/-	PIM	PP	SH	GW	S	PCTG
12	C	Olli Jokinen	FLA	82	19:54	34	37	71	-19	67	18	0	5	341	9.97	
16	C	Nathan Horton	FLA	82	18:44	27	35	62	15	85	9	0	3	212	12.74	
9	C	Stephen Weiss	FLA	74	17:35	13	29	42	14	40	4	0	4	132	9.85	
10	L	David Booth	FLA	73	16:10	22	18	40	13	26	1	0	6	228	9.65	
4	D	Jay Bouwmeester	FLA	82	27:28	15	22	37	-5	72	4	0	0	182	8.24	
53	C	Brett McLean	FLA	67	16:14	14	23	37	-5	34	3	1	1	140	10.00	
20	L	Richard Zednik	FLA	54	17:35	15	11	26	-5	43	6	0	5	140	10.71	
85	C	Rostislav Olesz	FLA	56	17:03	14	12	26	3	16	5	2	2	139	10.07	
54	C	*Kamil Kreps	FLA	76	12:58	8	17	25	10	29	1	0	2	99	8.08	
7	D	Steve Montador	FLA	73	11:39	8	15	23	1	73	2	0	0	96	8.33	
15	C	Jozef Stumpel	FLA	52	17:22	7	13	20	-11	10	3	0	1	64	10.94	
18	L	Ville Peltonen	FLA	56	15:49	5	15	20	-2	20	1	0	0	108	4.63	
11	C	Gregory Campbell	FLA	81	12:26	5	13	18	-12	72	0	2	1	113	4.42	
14	R	Radek Dvorak	FLA	67	15:06	8	9	17	-1	16	0	1	1	146	5.48	
21	D	Cory Murphy	FLA	47	15:23	2	15	17	0	22	1	0	0	65	3.08	
5	D	Bryan Allen	FLA	73	21:17	0	14	16	5	67	0	0	0	67	2.99	
6	D	Magnus Johansson	FLA/CHI	45	15:45	3	14	14	-5	18	0	0	0	37	0.00	
22	D	Jassen Cullimore	FLA	65	18:04	2	10	13	21	38	0	0	1	55	5.45	
3	D	Karlis Skrastins	FLA/COL	60	18:36	2	3	5	-11	32	0	0	1	45	4.44	
2	D	Branislav Mezei	FLA	57	14:27	2	2	4	-13	64	0	0	0	38	5.26	
41	C	Shawn Matthias	FLA	4	13:07	1	0	2	-2	2	1	0	0	5	40.00	
37	L	Tanner Glass	FLA	41	4:25	0	1	2	-5	39	0	0	0	11	9.09	
26	D	Mike Van Ryn	FLA	20	17:48	1	2	1	-2	14	0	0	0	16	0.00	
33	R	Wade Belak	FLA	47	4:04	0	0	1	-2	78	0	0	0	17	5.88	
37	C	Anthony Stewart	FLA	26	6:08	0	1	1	-1	0	0	0	0	21	0.00	
45	C	*David Brine	FLA	9	6:02	0	1	1	-1	4	0	0	0	3	0.00	
50	C	*Drew Larmann	FLA	6	5:59	0	1	0	-1	2	0	0	0	1	0.00	
51	C	*Rob Globle	FLA	9	7:43	0	0	0	-3	2	0	0	0	4	0.00	
17	C	Garth Murray	FLA	7	6:13	0	0	0	0	19	0	0	0	3	0.00	
64	L	*Stefan Meyer	FLA	4	2:25	0	0	0	-1	0	0	0	0	0	0.00	
27	D	Noah Welch	FLA	4	8:04	0	0	0	1	7	0	0	0	0	0.00	
47	D	*Martin Lojek	FLA	2	6:08	0	0	0	-1	0	0	0	0	2	0.00	

	GOALTENDERS	GP	MIN	AVG	W	L	OT	SO	GA	SA	SV%	G	A	PIM
29	Tomas Vokoun	69	4031	2.68	30	29	8	4	180	2213	.919	0	6	4
31	Craig Anderson	17	935	2.25	8	6	1	2	35	535	.935	0	1	2
FLA TOTALS		86	4966	2.60	38	35	9	6	215	2748	.922	0	7	6

*Indicates Rookie

Game	Date	Opponent	Result	Score	Record	Attendance	Game	Date	Opponent	Result	Score	Record	Attendance
1	10/4	@ NY RANGERS	L	2-5	0-1-0	18,200	42	1/5	@ PITTSBURGH	L	0-3	19-20-3	17,090
2	10/6	NEW JERSEY	L	1-4	0-2-0	**19,250	43	1/8	PITTSBURGH	L	1-3	19-21-3	17,086
3	10/10	@ TAMPA BAY	L	1-2	0-3-0	18,540	44	1/10	@ ATLANTA	W	3-2	20-21-3	14,805
4	10/11	NEW JERSEY	W	3-0	1-3-0	10,847	45	1/12	TAMPA BAY	L	3-5	20-22-3	16,578
5	10/13	TAMPA BAY	W	6-4	2-3-0	15,801	46	1/13	COLORADO	L-SO	3-4	20-22-4	13,854
6	10/16	@ MONTREAL	W	2-1	3-3-0	21,273	47	1/16	@ PHILADELPHIA	L	3-5	20-23-4	19,207
7	10/18	@ TORONTO	L	2-3	3-4-0	19,349	48	1/18	@ NEW JERSEY	W	2-1	21-23-4	15,203
8	10/20	@ OTTAWA	L	1-4	3-5-0	19,904	49	1/19	@ WASHINGTON	L	3-5	21-24-4	16,973
9	10/24	PHILADELPHIA	W	4-3	4-5-0	12,856	50	1/22	OTTAWA	W	5-3	22-24-4	12,794
10	10/26	BUFFALO	L	2-4	4-6-0	15,842	51	1/24	EDMONTON	L-SO	3-4	22-24-5	42,322
11	10/27	@ NASHVILLE	L	3-4	4-7-0	15,767	52	1/30	BUFFALO	L	0-1	22-25-5	14,024
12	10/31	CAROLINA	W	4-2	5-7-0	10,063	53	2/1	VANCOUVER	W	4-3	23-25-5	17,523
13	11/2	@ BUFFALO	W	4-2	6-7-0	18,690	54	2/2	@ TAMPA BAY	W	3-2	24-25-5	19,977
14	11/3	@ CAROLINA	L	2-4	6-8-0	17,547	55	2/5	@ TORONTO	W	8-0	25-25-5	19,430
15	11/5	TAMPA BAY	W	4-3	7-8-0	10,149	56	2/7	@ OTTAWA	L	4-5	25-26-5	18,435
16	11/7	@ TAMPA BAY	L	3-3	7-9-0	16,526	57	2/9	@ BOSTON	W	6-3	26-26-5	18,893
17	11/9	ATLANTA	L	1-4	7-10-0	14,268	58	2/10	@ BUFFALO	L	3-5	26-27-5	18,690
18	11/12	CAROLINA	L	3-4	7-11-0	12,715	59	2/13	MONTREAL	L-OT	1-2	26-27-6	17,100
19	11/13	@ ATLANTA	L-OT	2-3	7-11-1	12,599	60	2/15	WASHINGTON	W	4-2	27-27-6	16,202
20	11/15	WASHINGTON	W	2-1	8-11-1	12,101	61	2/16	@ CAROLINA	L	4-5	27-28-6	17,737
21	11/17	@ CAROLINA	L	1-2	8-12-1	16,962	62	2/19	PITTSBURGH	L	2-3	27-29-6	17,075
22	11/19	@ WASHINGTON	W	4-3	9-12-1	13,411	63	2/21	BOSTON	L-SO	4-5	27-29-7	14,992
23	11/21	@ COLUMBUS	W	5-2	10-12-1	13,326	64	2/23	@ PHILADELPHIA	W	2-1	28-29-7	19,629
24	11/23	NY RANGERS	W	3-2	11-12-1	**19,250	65	2/24	@ NY RANGERS	L	0-5	28-30-7	18,200
25	11/28	@ WASHINGTON	W	2-1	12-12-1	10,526	66	2/27	TORONTO	L-SO	3-4	28-30-8	14,557
26	11/29	BOSTON	L	3-4	12-13-1	14,926	67	2/29	MINNESOTA	L	2-3	28-31-8	16,927
27	12/1	WASHINGTON	L	1-2	12-14-1	14,333	68	3/2	@ NY ISLANDERS	W	1-0	29-31-8	15,314
28	12/5	OTTAWA	L	4-5	12-15-1	11,289	69	3/4	@ BOSTON	W	1-0	30-31-8	14,473
29	12/7	NY ISLANDERS	W	3-0	13-15-1	14,502	70	3/6	PITTSBURGH	W	5-2	31-31-8	17,012
30	12/11	CALGARY	L-SO	1-2	13-15-2	12,499	71	3/8	ATLANTA	W	3-2	32-38-8	16,614
31	12/13	@ ST. LOUIS	W	1-0	14-15-2	14,068	72	3/12	NY ISLANDERS	W	4-2	33-31-8	15,233
32	12/15	@ DETROIT	L	2-5	14-16-2	20,066	73	3/14	NY RANGERS	W	3-2	34-31-8	**19,321
33	12/16	@ CHICAGO	W	3-1	15-16-2	12,926	74	3/16	ATLANTA	W	3-1	35-31-8	15,704
34	12/18	@ MONTREAL	W	3-2	16-16-2	21,273	75	3/20	CAROLINA	L-SO	1-2	35-31-9	18,546
35	12/20	CAROLINA	W	5-4	17-16-2	15,061	76	3/22	TAMPA BAY	W	4-2	36-31-9	18,502
36	12/22	TORONTO	L-OT	1-2	17-16-3	18,500	77	3/25	@ TAMPA BAY	L	1-3	36-32-9	16,110
37	12/27	@ ATLANTA	W	5-3	18-16-3	16,080	78	3/27	ATLANTA	L	2-3	36-33-9	17,301
38	12/28	MONTREAL	L	1-5	18-17-3	**19,838	79	3/29	WASHINGTON	L	0-3	36-34-9	17,832
39	12/30	PHILADELPHIA	L	0-1	18-18-3	18,767	80	4/1	@ ATLANTA	W	3-2	37-34-9	15,453
40	1/2	@ NEW JERSEY	L	2-3	18-19-3	14,124	81	4/4	@ CAROLINA	W	4-3	38-34-9	18,680
41	1/3	@ NY ISLANDERS	W	4-3	19-19-3	11,428	82	4/5	@ WASHINGTON	L	1-3	38-35-9	18,277

** DENOTES HOME SELLOUT

REGULAR SEASON RECORDS

2008-09 FLORIDA PANTHERS

RECORD: 41-30-11 (93 points)

COACH: Peter DeBoer

SOUTHEAST DIVISION FINISH: 3rd

GENERAL MANAGER: Jacques Martin

EASTERN CONFERENCE FINISH: 9th

CAPTAIN: None

NO.	POS	PLAYER	TEAM	GP	TOI	G	A	PTS	-/+	PIM	PP	SH	GW	S	PCTG
9	C	Stephen Weiss	FLA	78	17:48	14	47	61	19	22	4	1	4	154	9.1
10	L	David Booth	FLA	72	17:05	31	29	60	10	38	11	0	5	246	12.6
61	L	Cory Stillman	FLA	63	16:35	17	32	49	1	37	8	0	2	115	14.8
16	C	Nathan Horton	FLA	67	17:51	22	23	45	-5	48	5	1	5	131	16.8
67	C	*Michael Frolik	FLA	79	14:48	21	24	45	10	22	1	0	2	158	13.3
4	D	Jay Bouwmeester	FLA	82	26:59	15	27	42	-2	68	9	0	2	182	8.2
24	D	Bryan McCabe	FLA	89	23:08	15	24	39	-1	41	8	0	3	153	9.8
14	R	Radek Dvorak	FLA	81	16:26	15	21	36	0	42	0	4	3	136	11.0
2	D	Keith Ballard	FLA	82	22:23	6	28	34	14	72	1	0	1	106	5.7
20	R	Richard Zednik	FLA	70	15:35	17	16	33	2	46	3	0	4	153	11.1
11	C	Gregory Campbell	FLA	77	16:47	13	19	32	0	76	1	0	1	135	9.6
18	L	Ville Peltonen	FLA	79	15:15	12	19	31	6	31	0	0	1	121	9.9
55	D	Steve Eminger	PHI/TB/FLA71	21:36	5	21	26	-3	50	2	0	1	1	85	5.9
44	D	Nick Boynton	FLA	68	16:35	5	16	21	7	91	0	0	1	104	4.8
53	R	Brett McLean	FLA	80	12:25	7	12	19	-12	29	0	0	2	114	6.1
28	C	Kamil Korpis	FLA	66	13:58	4	15	19	2	18	1	1	1	77	5.2
3	D	Karlis Skastins	FLA	80	20:33	4	14	18	9	30	0	0	0	55	7.3
22	D	Jassen Cullimore	FLA	68	16:47	2	8	10	-10	37	0	0	0	52	3.8
85	L	Rostislav Olesz	FLA	37	13:11	4	5	9	-5	8	0	0	0	69	5.8
13	R	Anthony Stewart	FLA	59	7:38	2	5	7	-6	34	0	0	0	56	3.6
74	L	Nick Tarnasky	NSH/FLA	45	7:19	1	6	7	-1	50	0	0	0	38	2.6
32	R	*Michal Repik	FLA	5	7:31	2	0	2	1	0	0	0	0	7	28.6
41	C	*Shawn Matthias	FLA	16	9:09	0	2	2	-3	2	0	0	0	11	0.00
5	D	Bryan Allen	FLA	2	27:11	0	1	1	2	0	0	0	0	5	0.00
71	L	*Kenndal McArdle	FLA	3	7:30	0	0	0	-1	2	0	0	0	1	0.00
38	C	Janis Sprukis	FLA	1	12:19	0	0	0	0	0	0	0	0	1	0.00
37	L	*Tanner Glass	FLA	3	6:45	0	0	0	0	7	0	0	0	1	0.00
52	D	*Jason Garrison	FLA	1	11:57	0	0	0	0	0	0	0	0	0	0.00

	GOALTENDERS	GP	MINS	AVG	W	L	OT	SO	GA	SA	SV%	G	A	PIM
29	Tomas Vokoun	59	3324	2.49	26	23	6	6	138	1856	.926	0	1	2
31	Craig Anderson	31	1636	2.71	15	7	5	3	74	977	.924	0	1	2
	FLA TOTALS	90	4960	2.56	41	30	11	9	212	2833	.925	0	2	4

*Indicates Rookie

Game	Date	Opponent	Result	Score	Record	Attendance	Game	Date	Opponent	Result	Score	Record	Attendance
1	10/10	@ CAROLINA	L	4-6	00-01-00	18,680	42	01/10	ATLANTA	W	8-4	20-16-06	14,323
2	10/11	ATLANTA	W-OT	3-2	01-01-00	18,401	43	01/16	PHILADELPHIA	L-SO	2-3	20-16-07	17,827
3	10/16	MINNESOTA	L	2-6	01-02-00	12,106	44	01/17	@ TAMPA BAY	W	4-3	21-16-07	17,217
4	10/18	NY ISLANDERS	W	2-0	02-02-00	16,087	45	01/19	BUFFALO	L-SO	2-3	21-16-08	12,480
5	10/20	@ MONTREAL	L	1-3	02-03-00	21,273	46	01/21	DALLAS	L	1-4	21-17-08	11,200
6	10/22	@ OTTAWA	W	3-1	03-03-00	18,952	47	01/27	PHILADELPHIA	W	3-2	22-17-08	13,904
7	10/24	SAN JOSE	W	4-3	04-03-00	15,232	48	01/29	MONTREAL	W	5-1	23-17-08	16,394
8	10/25	@ ST. LOUIS	L	0-4	04-04-00	19,150	49	01/31	@ NY ISLANDERS	L	1-3	23-18-08	13,336
9	10/30	OTTAWA	L	1-2	04-05-00	13,567	50	02/03	@ TORONTO	W-OT	4-3	24-18-08	19,095
10	11/01	@ NASHVILLE	L-SO	2-3	04-05-01	14,909	51	02/05	NY ISLANDERS	W	3-2	25-18-08	14,206
11	11/02	@ ATLANTA	L	3-5	04-06-01	10,584	52	02/07	@ WASHINGTON	L	1-3	25-19-08	18,277
12	11/06	@ LOS ANGELES	L	2-3	04-07-01	11,267	53	02/10	TORONTO	W-OT	5-4	26-19-08	13,764
13	11/08	@ PHOENIX	L	1-4	04-08-01	14,807	54	02/12	@ CAROLINA	W	5-0	27-19-08	18,680
14	11/09	@ ANAHEIM	W	3-1	05-08-01	16,951	55	02/13	NY RANGERS	W-SO	2-1	28-19-08	17,042
15	11/12	TAMPA BAY	W	4-0	06-08-01	12,104	56	02/15	WASHINGTON	L	2-4	28-20-08	17,279
16	11/14	DETROIT	L	2-3	06-09-01	18,637	57	02/17	NEW JERSEY	W	4-0	29-20-08	14,514
17	11/18	@ TAMPA BAY	W-SO	4-3	07-09-01	16,176	58	02/19	CHICAGO	L	0-4	29-21-08	16,133
18	11/20	@ NEW JERSEY	L	1-3	07-10-01	14,291	59	02/21	BOSTON	W	2-0	30-21-08	**19,343
19	11/21	@ BOSTON	L	2-4	07-11-01	16,878	60	02/24	@ BOSTON	L	1-6	30-22-08	16,781
20	11/24	CAROLINA	L	3-2	08-11-01	11,117	61	02/26	@ NY RANGERS	W	2-1	31-22-08	18,200
21	11/26	NEW JERSEY	L-OT	2-3	08-11-02	14,932	62	02/28	@ NEW JERSEY	L	2-7	31-23-08	16,256
22	11/28	NY RANGERS	L-SO	3-4	08-11-03	18,106	63	03/01	@ WASHINGTON	W	6-2	32-23-08	18,277
23	11/30	@ NY RANGERS	W	4-0	09-11-03	18,200	64	03/03	@ ATLANTA	W	4-3	33-23-08	10,329
24	12/02	@ WASHINGTON	W	5-3	10-11-03	16,792	65	03/05	PITTSBURGH	L	1-4	33-24-08	18,933
25	12/04	BUFFALO	W	2-1	11-11-03	13,123	66	03/07	ST. LOUIS	W	5-3	34-24-08	17,591
26	12/06	BOSTON	L	0-4	11-12-03	16,213	67	03/10	@ PITTSBURGH	L-SO	3-4	34-24-09	17,132
27	12/08	@ OTTAWA	W-OT	4-3	12-12-03	17,947	68	03/12	@ BUFFALO	L	1-3	34-25-09	18,690
28	12/11	@ EDMONTON	W	2-0	13-12-03	16,839	69	03/14	TAMPA BAY	L-SO	3-4	34-25-10	17,734
29	12/12	@ CALGARY	W-SO	3-2	14-12-03	19,289	70	03/17	WASHINGTON	L	0-3	34-26-10	14,650
30	12/14	@ VANCOUVER	L	3-5	14-13-03	18,630	71	03/19	TORONTO	W	3-1	35-26-10	15,467
31	12/18	@ CAROLINA	L-OT	1-2	14-13-04	14,533	72	03/21	COLUMBUS	L	1-3	35-27-10	17,032
32	12/21	COLORADO	W	3-0	15-13-04	16,132	73	03/23	CAROLINA	L-OT	2-3	35-27-11	14,304
33	12/23	NASHVILLE	W	3-0	16-13-04	14,703	74	03/25	@ BUFFALO	L	3-5	35-28-11	18,690
34	12/26	TAMPA BAY	L-SO	3-4	16-13-05	16,961	75	03/26	@ PHILADELPHIA	W	4-2	36-28-11	19,631
35	12/27	@ TAMPA BAY	L	4-6	16-14-05	18,226	76	03/28	@ DALLAS	W	6-3	37-28-11	18,532
36	12/29	MONTREAL	L	2-5	16-15-05	**20,741	77	03/31	OTTAWA	W	5-2	38-28-11	15,247
37	12/31	@ NY ISLANDERS	L	2-4	16-16-05	12,211	78	04/03	ATLANTA	L	1-3	38-29-11	15,945
38	01/03	@ PITTSBURGH	W	6-1	17-16-05	17,042	79	04/05	PITTSBURGH	W	4-2	39-29-11	18,232
39	01/04	@ MONTREAL	L-SO	5-6	17-16-06	21,273	80	04/07	@ PHILADELPHIA	L	1-2	39-30-11	19,637
40	01/06	@ TORONTO	W	4-2	18-16-06	19,197	81	04/09	@ ATLANTA	W	3-2	40-30-11	15,738
41	01/08	CAROLINA	W	4-2	19-16-06	10,323	82	04/11	WASHINGTON	W	7-4	41-30-11	18,527

** DENOTES HOME SELLOUT

2009-10 FLORIDA PANTHERS

RECORD: 32-37-11 (77 points)

COACH: Peter DeBoer

SOUTHEAST DIVISION FINISH: 5th

GENERAL MANAGER: Randy Sexton

EASTERN CONFERENCE FINISH: 14th

CAPTAIN: Bryan McCabe

NO.	POS	PLAYER	TEAM	GP	PTS	TOI	G	A	PTS	-/+	PIM	PP	SH	GW	S	PGTG
9	C	Stephen Weiss	FLA	79	19.59	28	32	60	-7	40	12	0	2	180	15.6	
16	C	Nathan Horton	FLA	65	20.53	20	37	57	-1	42	7	2	4	159	12.6	
67	C	Michael Frolik	FLA	82	17.28	21	22	43	-4	43	5	0	1	219	9.6	
24	D	Bryan McCabe	FLA	82	23.19	8	35	43	-4	83	3	0	1	169	4.7	
27	C	Steven Reinprecht	FLA	82	16.05	16	22	38	-1	18	3	0	1	124	12.9	
61	L	Cory Stillman	FLA	58	17.34	15	22	37	-3	22	3	0	4	126	11.9	
14	R	Radek Dvorak	FLA	76	17.26	14	18	32	-7	20	1	3	1	140	10.0	
85	L	Rostislav Olesz	FLA	78	15.23	14	15	29	-4	28	3	0	3	178	7.9	
2	D	Keith Ballard	FLA	82	22.24	8	20	28	-7	88	1	0	1	90	8.9	
4	D	Dennis Seidenberg	FLA	62	22.54	2	21	23	-3	33	1	0	0	116	1.7	
44	D	Jordan Leopold	FLA	61	22.25	7	11	18	-7	22	1	0	1	69	10.1	
19	C	Dominic Moore	FLA	48	14.54	8	9	17	-7	35	2	1	0	81	9.9	
11	C	Gregory Campbell	FLA	60	15.23	2	15	17	-5	53	0	0	1	84	2.4	
10	L	David Booth	FLA	28	18.07	8	8	16	-3	23	0	0	1	95	8.4	
41	C	*Shawn Matthias	FLA	55	10.47	7	9	16	-3	10	0	0	2	67	10.4	
43	D	*Dmitry Kulikov	FLA	68	17.56	3	13	16	-5	32	1	0	0	87	3.4	
28	C	Kamil Krepis	FLA	76	12.42	5	9	14	-7	18	1	0	1	83	6.0	
5	D	Bryan Allen	FLA	74	19.09	4	9	13	-8	99	0	1	2	78	5.1	
52	D	*Jason Garrison	FLA	39	15.08	2	6	8	5	23	0	0	0	24	8.3	
65	R	*Victor Oreskovich	FLA	50	8.53	2	4	6	-8	26	0	0	0	55	3.6	
32	R	*Michal Repik	FLA	19	8.34	3	2	5	1	6	0	0	0	23	13.0	
6	D	Ville Koistinen	FLA	17	7.50	1	3	4	1	8	0	0	0	12	8.3	
74	L	Nick Tamasky	FLA	31	6.48	1	2	3	-5	85	0	0	0	19	5.3	
41	L	*Kenndal McArdle	FLA	19	8.53	1	2	3	-4	29	0	0	0	10	10.0	
22	C	Jeff Tatle	FLA	21	8.25	1	1	2	-1	4	0	0	0	18	5.6	
33	L	Steve MacIntyre	FLA	7	11.37	1	1	2	1	2	0	0	0	7	14.3	
5	D	Clay Wilson	FLA	2	11.07	0	0	1	-3	17	0	0	0	3	0.0	
68	C	*Mike Ducco	FLA	10	7.43	0	0	0	-3	50	0	0	0	6	0.0	
63	R	*Evgeny Dadonov	FLA	4	13.13	0	0	0	-1	0	0	0	0	4	0.0	
39	D	*Keaton Ellerby	FLA	22	5.25	0	0	0	-1	2	0	0	0	5	0.0	

	GOALTENDERS	GP	MINS	AVG	W	L	OT	SO	GA	SA	SV%	G	A	PIM
29	Tomas Vokoun	79	3695	2.55	23	28	11	7	157	1924	.925	0	2	0
30	Scott Clemmensen	23	1215	2.91	9	8	2	1	59	668	.912	0	0	0
35	*Alexander Salak	2	66	5.37	0	1	0	0	6	40	.850	0	0	0
	FLA TOTALS	104	4976	3.61	32	37	13	8	222	2632	.896	0	2	0

*Indicates Rookie

Game	Date	Opponent	Result	Score	Record	Attendance	Game	Date	Opponent	Result	Score	Record	Attendance
1	10/2	@ CHICAGO	W	4-3	1-0-0	12,056	42	1/3	PITTSBURGH	W	6-2	17-18-7	18,110
2	10/3	CHICAGO	L	0-4	1-1-0	11,526	43	1/5	@ TORONTO	L	2-3	17-19-7	18,984
3	10/9	@ CAROLINA	L	2-3	1-2-0	13,587	44	1/7	@ MONTREAL	L	0-2	17-20-7	21,273
4	10/10	NEW JERSEY	L	2-3	1-3-0	18,802	45	1/9	@ OTTAWA	W	3-0	18-20-7	16,506
5	10/12	@ TAMPA BAY	L	2-3	1-4-0	14,126	46	1/13	WASHINGTON	L	4-5	18-20-8	14,776
6	10/16	PHILADELPHIA	W	4-2	2-4-0	12,607	47	1/14	@ TAMPA BAY	W	3-2	19-20-8	13,516
7	10/21	BUFFALO	L	2-5	2-5-0	12,607	48	1/16	TAMPA BAY	W	5-2	20-20-8	15,971
8	10/23	@ PITTSBURGH	L	2-3	2-5-1	16,971	49	1/18	ATLANTA	W	1-0	21-20-8	11,818
9	10/24	@ PHILADELPHIA	L	1-5	2-6-1	19,007	50	1/20	@ NEW JERSEY	L	0-2	21-21-8	13,931
10	10/28	OTTAWA	L	3-4	2-7-1	12,596	51	1/21	NY ISLANDERS	L	1-2	21-21-9	12,138
11	10/30	@ DALLAS	W	6-5	3-7-1	16,824	52	1/23	TORONTO	W	2-0	22-21-9	18,087
12	10/31	@ ST LOUIS	W	4-0	4-7-1	17,943	53	1/26	MONTREAL	W	2-1	23-21-9	17,104
13	11/04	CAROLINA	W	3-0	5-7-1	12,424	54	1/29	@ WASHINGTON	L	1-4	23-22-9	18,277
14	11/6	WASHINGTON	L	1-4	5-8-1	15,877	55	1/31	NY ISLANDERS	W	2-0	24-22-9	16,023
15	11/7	@ WASHINGTON	L	4-7	5-9-1	18,277	56	2/1	ANAHIM	L	0-3	24-23-9	10,843
16	11/12	@ BOSTON	W	1-0	6-9-1	17,074	57	2/5	CALGARY	L	1-2	24-24-9	19,781
17	11/14	NY ISLANDERS	W	5-4	7-9-1	15,921	58	2/6	@ ATLANTA	L	2-4	24-25-9	16,743
18	11/16	LOS ANGELES	L	3-4	7-9-2	12,502	59	2/9	@ CAROLINA	L	2-4	24-26-9	18,393
19	11/18	@ BUFFALO	W	6-2	8-9-2	18,546	60	2/11	VANCOUVER	L	0-3	24-27-9	13,787
20	11/20	@ DETROIT	W	2-1	9-9-2	18,634	61	2/13	BOSTON	L	2-3	24-27-10	17,109
21	11/21	@ NY RANGERS	W	3-2	10-9-2	18,200	62	3/2	@ ATLANTA	L	2-4	24-28-10	13,818
22	11/23	PITTSBURGH	L	2-3	10-9-3	17,024	63	3/3	PHILADELPHIA	W	7-4	25-28-10	15,878
23	11/25	NY RANGERS	L	1-2	10-9-4	16,281	64	3/6	CAROLINA	W	4-1	26-28-10	16,202
24	11/27	TORONTO	L	4-6	10-10-4	16,101	65	3/9	@ MINNESOTA	W	3-2	27-28-10	18,191
25	11/28	@ NASHVILLE	L	1-4	10-11-4	14,120	66	3/11	@ COLORADO	L	0-3	27-29-10	11,458
26	11/30	@ ATLANTA	L	3-4	10-12-4	10,310	67	3/13	@ SAN JOSE	W	3-2	28-29-10	17,562
27	12/2	COLORADO	W	6-5	11-12-4	12,403	68	3/16	WASHINGTON	L	3-7	28-30-10	15,123
28	12/3	@ WASHINGTON	L	2-6	11-13-4	18,277	69	3/18	PHOENIX	L	3-4	28-30-11	12,282
29	12/5	ATLANTA	L	1-2	11-13-5	13,291	70	3/20	BUFFALO	L	1-3	28-31-11	18,217
30	12/7	EDMONTON	L	2-3	11-13-6	11,469	71	3/21	TAMPA BAY	W	5-2	29-31-11	14,831
31	12/9	@ COLUMBUS	L	0-3	11-14-6	12,800	72	3/23	@ TORONTO	W	4-1	30-31-11	19,158
32	12/11	@ NEW JERSEY	W	4-2	12-14-6	14,131	73	3/25	@ MONTREAL	L	1-4	30-32-11	21,273
33	12/12	@ PITTSBURGH	L	2-3	12-14-7	16,974	74	3/27	@ OTTAWA	L	2-3	30-33-11	18,689
34	12/14	@ NY ISLANDERS	W	7-1	13-14-7	10,489	75	3/29	NASHVILLE	L	2-3	30-33-12	13,679
35	12/16	ATLANTA	W	4-3	14-14-7	11,672	76	4/1	@ BUFFALO	L	2-6	30-34-12	18,690
36	12/18	CAROLINA	W	6-3	15-14-7	15,107	77	4/1	@ BOSTON	W	1-0	31-34-12	17,565
37	12/19	@ CAROLINA	L	2-3	15-15-7	12,758	78	4/3	NY RANGERS	L	1-4	31-35-12	18,011
38	12/21	@ PHILADELPHIA	W	4-1	16-15-7	19,323	79	4/6	OTTAWA	L	2-5	31-36-12	11,790
39	12/23	@ NY RANGERS	L	1-4	16-16-7	18,200	80	4/8	NEW JERSEY	W	3-2	32-36-12	15,273
40	12/27	BOSTON	L	1-2	16-17-7	18,799	81	4/10	@ TAMPA BAY	L	3-4	32-36-13	17,050
41	12/31	MONTREAL	L	4-5	16-18-7	**19,851	82	4/11	TAMPA BAY	L	1-3	32-37-13	15,884

** DENOTES HOME SELLOUT

REGULAR SEASON RECORDS

2010-11 FLORIDA PANTHERS

RECORD: 30-40-12 (72 points)

GENERAL MANAGER: Dale Tallon

COACH: Peter DeBoer

EASTERN CONFERENCE FINISH: 15th

SOUTHEAST DIVISION FINISH: 5th

CAPTAIN: Bryan McCabe

NO.	POS	PLAYER	TEAM	GP	TOI	G	A	PTS	-/+	PIM	PP	SH	GW	S	PCTG
9	C	Stephen Weiss	FLA	76	20:05	21	28	49	-9	49	3	2	1	172	12.2
13	C	Mike Santorelli	FLA	82	16:41	20	21	41	-17	20	5	1	1	193	10.4
10	L	David Booth	FLA	82	18:53	23	17	40	-31	26	8	0	3	280	8.2
6	D	Dennis Wideman	FLA	61	23:58	9	24	33	-26	33	8	0	1	135	6.7
19	C	Marty Reasoner	FLA	82	17:09	14	18	32	2	22	0	0	4	124	11.3
7	C	Michael Frolik	FLA	52	15:35	8	21	29	2	16	2	0	1	158	5.1
67	D	Dmitry Kulikov	FLA	72	19:57	6	20	26	-5	45	1	0	1	83	7.2
14	L	Cory Stillman	FLA	44	16:54	7	16	23	3	20	1	0	1	81	8.6
21	L	Chris Higgins	FLA	48	16:17	11	12	23	5	10	0	0	0	126	8.7
24	D	Bryan McCabe	FLA	48	19:34	5	17	22	3	28	2	0	0	88	5.7
14	R	Radek Dvorak	FLA	53	16:04	7	14	21	2	20	0	1	3	89	7.9
52	D	Jason Garrison	FLA	73	22:17	5	13	18	-2	26	0	0	3	116	4.3
85	L	Rostislav Olesz	FLA	44	13:52	6	11	17	-1	8	1	0	1	71	8.5
63	R	*Evgeny Dadonov	FLA	36	14:15	8	9	17	0	14	1	0	0	60	13.3
18	C	Shawn Matthias	FLA	51	11:50	6	10	16	0	16	0	0	0	90	6.7
26	R	Steve Bernier	FLA	68	13:01	5	10	15	-14	21	3	0	0	97	5.2
14	L	Sergei Samsonov	FLA	20	15:27	3	11	14	-2	2	0	0	1	36	8.3
43	D	Mike Weaver	FLA	82	20:48	2	11	13	1	34	0	0	1	53	3.8
5	D	Bryan Allen	FLA	53	18:19	4	8	12	-5	63	0	0	1	50	8.0
4	D	Keaton Ellerby	FLA	54	16:05	2	10	12	-15	22	0	0	0	56	3.6
27	C	Steven Reinprecht	FLA	29	11:46	4	6	10	-2	6	1	0	1	31	12.9
26	R	Michal Repik	FLA	31	12:47	2	6	8	-6	22	0	0	0	54	3.7
11	R	Niclas Bergfors	FLA	20	14:45	1	6	7	2	2	0	0	0	53	1.9
37	R	Bill Thomas	FLA	24	8:30	4	3	7	1	6	0	0	2	33	12.1
16	L	Darcy Hordichuk	FLA	64	5:04	1	4	5	-1	76	0	0	0	32	3.1
3	D	Clay Wilson	FLA	15	14:50	3	2	5	4	6	0	0	0	22	3.6
24	C	Ryan Carter	FLA	12	10:01	1	2	3	3	22	0	0	0	14	14.3
12	R	Jack Skille	FLA	13	11:55	1	1	2	-12	4	0	0	0	33	3.0
48	D	Joe Callahan	FLA	27	15:52	0	1	1	-1	12	0	0	0	21	0.0
34	L	Patrick Rissmiller	FLA	9	10:21	0	1	1	0	0	0	0	0	12	0.0
2	D	Alexander Sulzer	FLA	9	17:32	0	1	1	-3	0	0	0	0	7	0.0
8	L	Tim Kennedy	FLA	6	10:22	0	1	1	0	0	0	0	0	2	0.0
75	C	*Scott Timmins	FLA	19	10:49	1	0	1	-8	8	0	0	0	13	7.7
28	R	*Hugh Jessiman	FLA	2	7:21	0	0	0	-1	5	0	0	0	2	0.0
17	L	Kenndal McArdle	FLA	11	9:56	0	0	0	-3	16	0	0	0	6	0.0
6	L	Mike Duco	FLA	2	8:33	0	0	0	-1	10	0	0	0	0	0.0

	GOALTENDERS	GP	MINS	AVG	W	L	OT	SO	GA	SA	SV%	G	A	PIM
29	Tomas Vokoun	57	3224	2.55	22	28	5	6	137	1753	.922	0	1	2
30	Scott Clemmensen	31	1696	2.62	8	11	7	1	74	833	.911	0	1	2
25	*Jacob Markstrom	1	40	3.00	0	1	0	0	2	14	.857	0	0	0
	FLA TOTALS	89	4960	2.72	30	40	12	7	213	2600	.897	0	2	4

*Indicates Rookie

Game	Date	Opponent	Result	Score	Record	Attendance	Game	Date	Opponent	Result	Score	Record	Attendance
1	10/10	@ EDMONTON	L	2-3	0-1-0	16,839	42	01/13	NASHVILLE	W	3-2	20-20-2	12,228
2	10/11	@ VANCOUVER	L	1-2	0-2-0	18,860	43	01/15	NEW JERSEY	W-OT	3-2	21-20-2	17,825
3	10/14	@ CALGARY	W	3-0	1-2-0	19,289	44	01/17	ATLANTA	L-SO	2-3	21-20-3	11,477
4	10/16	TAMPA BAY	W	6-0	2-2-0	17,040	45	01/19	COLORADO	L-OT	2-3	21-20-4	11,629
5	10/21	DALLAS	L	1-4	2-3-0	11,580	46	01/21	TAMPA BAY	L-SO	1-2	21-20-5	17,328
6	10/23	NY ISLANDERS	W	4-3	3-3-0	15,071	47	01/23	@ NEW JERSEY	L	2-5	21-21-5	15,109
7	10/26	@ TORONTO	L	1-3	3-4-0	19,239	48	01/25	@ NY RANGERS	W	4-3	22-21-5	18,200
8	10/28	@ OTTAWA	L	3-5	3-5-0	16,294	49	01/26	@ BOSTON	L	1-2	22-22-5	17,565
9	10/30	@ MONTREAL	W	3-1	4-5-0	21,273	50	02/01	@ TORONTO	L-SO	3-4	22-22-6	19,018
10	11/03	ATLANTA	L	3-4	4-6-0	11,212	51	02/02	@ MONTREAL	L	2-3	22-23-6	21,273
11	11/05	CAROLINA	W	7-4	5-6-0	14,761	52	02/04	@ NEW JERSEY	W-OT	4-3	23-23-6	13,557
12	11/06	@ CAROLINA	L	2-3	5-7-0	17,704	53	02/08	ST LOUIS	L	1-2	23-24-6	12,228
13	11/10	TORONTO	W	4-1	6-7-0	15,243	54	02/10	BUFFALO	L-OT	2-3	23-24-7	14,559
14	11/12	MINNESOTA	W	2-1	7-7-0	15,043	55	02/13	SAN JOSE	W	3-2	24-24-7	16,217
15	11/13	@ PHILADELPHIA	L	2-5	7-8-0	19,616	56	02/16	PHILADELPHIA	L	2-4	24-25-7	17,077
16	11/17	@ ATLANTA	W	2-1	8-8-0	10,168	57	02/18	DETROIT	L	3-4	24-26-7	**19,947
17	11/18	@ BOSTON	L	1	8-9-0	17,565	58	02/19	@ TAMPA BAY	W-SO	3-2	25-26-7	18,710
18	11/20	@ NY ISLANDERS	W	4-1	9-9-0	9,157	59	02/21	@ NY ISLANDERS	L	1-5	25-27-7	13,720
19	11/22	PITTSBURGH	L	2-3	9-10-0	16,543	60	02/23	@ OTTAWA	L	1-5	25-28-7	16,520
20	11/24	BOSTON	L	1-3	9-11-0	16,712	61	02/25	@ ATLANTA	W-SO	2-1	26-28-7	14,046
21	11/26	NY RANGERS	L	0-3	9-12-0	17,013	62	02/27	NEW JERSEY	L	1-2	26-29-7	16,592
22	11/27	@ TAMPA BAY	W-OT	4-3	10-12-0	15,854	63	03/01	@ CAROLINA	L	1-2	26-30-7	16,252
23	12/01	@ ANAHEIM	L	3-5	10-13-0	12,504	64	03/03	MONTREAL	L	0-4	26-31-7	**19,722
24	12/02	@ LOS ANGELES	L	2-3	10-14-0	17,720	65	03/05	@ ATLANTA	L-OT	3-4	26-31-8	15,799
25	12/04	@ PHOENIX	W-SO	2-1	11-14-0	10,334	66	03/06	WASHINGTON	L-OT	2-3	26-31-9	15,685
26	12/07	COLORADO	W-OT	4-3	12-14-0	12,791	67	03/08	CHICAGO	W	3-2	27-31-9	16,132
27	12/09	@ WASHINGTON	W	3-0	13-14-0	18,398	68	03/10	OTTAWA	L	1-2	27-32-9	12,310
28	12/11	@ NASHVILLE	L	0-3	13-15-0	16,128	69	03/12	TAMPA BAY	W-OT	4-3	28-32-9	16,607
29	12/15	CAROLINA	L	3-4	13-16-0	14,651	70	03/15	PHILADELPHIA	L	2-3	28-33-9	17,777
30	12/17	BUFFALO	W	6-2	14-16-0	16,894	71	03/17	TORONTO	W	4-0	29-33-9	16,970
31	12/20	@ PHILADELPHIA	W	5-0	15-16-0	19,964	72	03/19	NY ISLANDERS	L-SO	3-4	29-33-10	16,502
32	12/22	@ PITTSBURGH	L	2-5	15-17-0	18,238	73	03/22	@ NY RANGERS	L	0-1	29-34-10	18,200
33	12/23	@ BUFFALO	W	4-3	16-17-0	18,890	74	03/23	@ CHICAGO	L	0-4	29-35-10	21,713
34	12/27	BOSTON	L-SO	2-3	16-17-1	**19,250	75	03/25	@ BUFFALO	L	2-4	29-36-10	18,690
35	12/31	MONTREAL	L-OT	2-3	16-17-2	**20,072	76	03/27	@ PITTSBURGH	L-SO	1-2	29-36-11	18,270
36	01/02	NY RANGERS	W	3-0	17-17-2	16,752	77	03/29	@ COLUMBUS	L-SO	2-3	29-36-12	11,670
37	01/03	@ CAROLINA	W-OT	4-3	18-17-2	16,637	78	03/31	OTTAWA	L	1-4	29-37-12	15,672
38	01/05	ATLANTA	L	2-3	18-18-2	17,789	79	04/02	PITTSBURGH	L	2-4	29-38-12	18,178
39	01/07	CAROLINA	L	3-5	18-19-2	14,262	80	04/06	@ WASHINGTON	L	2-5	29-39-12	18,398
40	01/08	@ WASHINGTON	L	2-3	18-20-2	18,398	81	04/08	@ TAMPA BAY	L	2-4	29-40-12	20,444
41	01/11	WASHINGTON	W-OT	4-3	19-20-2	14,790	82	04/09	WASHINGTON	W	1-0	30-40-12	**18,371

** DENOTES HOME SELLOUT

2011-12 FLORIDA PANTHERS

RECORD: 38-26-18 (94 points)
GENERAL MANAGER: Dale Tallon

COACH: Kevin Dineen
EASTERN CONFERENCE FINISH: 3rd

SOUTHEAST DIVISION FINISH: 1st
CAPTAIN: None

NO.	POS	PLAYER	TEAM	GP	TOI	G	A	PTS	-/+	PIM	PP	SH	GW	S	PCTG
14	L	Tomas Fleischmann	FLA	82	19:05	27	34	61	-7	26	6	1	4	217	12.4
9	C	Stephen Weiss	FLA	80	20:30	20	37	57	5	60	5	1	6	149	13.4
32	R	Kris Versteeg	FLA	71	19:54	23	31	54	4	49	8	1	5	181	12.7
51	D	Brian Campbell	FLA	82	26:53	4	49	53	-9	6	1	0	0	131	3.1
52	D	Jason Garrison	FLA	77	23:41	16	17	33	6	32	9	0	3	168	9.5
82	R	Tomas Kopicky	FLA	80	17:16	10	22	32	-8	32	2	0	2	143	7.0
26	R	Mikael Samuelsson	FLA	48	14:11	13	15	28	2	14	6	0	1	125	10.4
7	D	Dmitry Kulikov	FLA	58	21:51	4	24	28	-5	36	2	0	1	104	3.8
57	C	Marcel Goc	FLA	57	17:37	11	16	27	5	10	3	0	1	97	11.3
18	C	Shawn Matthias	FLA	79	13:48	10	14	24	-2	49	1	0	1	133	7.5
20	L	Sean Bergenheim	FLA	62	16:24	17	6	23	-5	48	5	1	2	185	9.2
43	D	Mike Weaver	FLA	82	20:19	0	16	16	-2	14	0	0	0	51	0.0
55	D	Ed Jovanovski	FLA	66	16:41	3	10	13	-11	31	1	0	0	58	5.2
13	C	Mike Santorelli	FLA	60	12:24	9	2	11	-10	18	2	0	1	117	7.7
12	R	Jack Skille	FLA	46	11:57	4	6	10	-9	28	0	1	1	76	5.3
14	L	Wojtek Wolski	FLA	22	4	5	9	-3	0	22	0	0	0	39	10.3
22	R	Matt Bradley	FLA	45	10:52	3	5	8	-3	31	0	0	0	35	8.6
44	D	*Erik Gudbranson	FLA	72	14:11	2	6	8	-19	78	0	0	0	76	2.6
16	L	Marco Sturm	FLA	42	3	2	5	-3	10	0	0	0	0	45	0.0
21	R	Krystofer Barch	FLA	41	2	3	5	2	91	0	0	0	0	22	5.7
19	L	Scottie Upshall	FLA	26	12:43	2	3	5	-3	29	1	0	1	53	3.8
27	R	Michal Repik	FLA	17	10:21	2	3	5	-3	6	1	0	0	35	5.7
4	D	Keaton Ellerby	FLA	40	15:23	0	5	5	-3	10	0	0	0	45	0.0
10	C	John Madden	FLA	31	11:58	3	0	3	-4	4	0	0	1	33	9.1
63	R	Evgenii Dadonov	FLA	15	10:02	2	1	3	-4	2	0	0	0	21	9.5
23	D	Tyson Strachan	FLA	15	14:20	1	2	3	1	5	0	0	0	14	7.1
8	L	Tim Kennedy	FLA	27	11:08	1	2	2	-11	4	0	0	0	22	4.5
29	R	Bill Thomas	FLA	7	8:44	1	0	1	0	0	0	0	0	9	11.1
36	C	Mark Cullen	FLA	6	7:59	0	1	1	2	2	0	0	0	1	0.0
25	R	Jerred Smithson	FLA	16	0	1	1	1	1	4	0	0	0	12	0.0
47	D	*Colby Robak	FLA	3	12:34	0	0	0	0	0	0	0	0	1	0.0
73	C	Bracken Kearns	FLA	5	7:14	0	0	0	10	0	0	0	0	0	0.0
34	D	Nolan Yonkman	FLA	1	6:19	0	0	0	0	0	0	0	0	0	0.0
17	C	Jon Matsumoto	FLA	1	5:04	0	0	0	0	0	0	0	0	0	0.0
37	C	Greg Rallo	FLA	1	3:31	0	0	0	0	0	0	0	0	1	0.0

GOALTENDERS														
	GP	MINS	AVG	W	L	OT	SO	GA	SA	SV%	G	A	PIM	
60	Jose Theodore	53	3049	2.46	22	16	11	3	125	1502	.917	0	0	2
30	Scott Clemmensen	30	1566	2.57	14	6	6	1	67	773	.911	0	1	0
35	*Jacob Markstrom	7	383	2.66	2	4	1	0	17	222	.923	0	0	0
33	Brian Foster	1	5	0.00	0	0	0	0	0	1	1.000	0	0	0
	FLA TOTALS	91	5003	2.58	38	26	18	4	209	2498	.937	0	1	2

*Indicates Rookie

Game	Date	Opponent	Result	Score	Record	Attendance	Game	Date	Opponent	Result	Score	Record	Attendance
1	10/08	@ NY ISLANDERS	W	2-0	1-0-0	16,234	42	01/09	VANCOUVER	W	2-1	21-13-8	16,712
2	10/11	@ PITTSBURGH	L	2-4	1-1-0	18,503	43	01/13	PITTSBURGH	L	1-4	21-14-8	**18,658
3	10/15	TAMPA BAY	W-SO	3-2	2-1-0	**18,352	44	01/16	BOSTON	L-SO	2-3	21-14-9	**19,018
4	10/17	@ TAMPA BAY	W	7-4	3-1-0	19,204	45	01/18	@ COLORADO	L-OT	1-3	21-14-10	13,465
5	10/18	@ WASHINGTON	L	0-3	3-2-0	18,506	46	01/20	@ CHICAGO	L	1-3	21-15-10	21,555
6	10/20	BUFFALO	L	0-3	3-3-0	14,811	47	01/21	@ WINNIPEG	W-SO	4-3	22-15-10	15,004
7	10/22	NY ISLANDERS	W	4-2	4-3-0	15,411	48	01/24	PHILADELPHIA	L-SO	2-3	22-15-11	**17,737
8	10/24	@ MONTREAL	W	2-1	5-3-0	21,273	49	02/01	WASHINGTON	W	4-2	23-15-11	15,231
9	10/27	@ OTTAWA	L	3-4	5-4-0	18,165	50	02/03	WINNIPEG	W	2-1	24-15-11	16,773
10	10/29	@ BUFFALO	W	3-2	6-4-0	18,690	51	02/04	@ TAMPA BAY	L	3-6	24-16-11	**19,204
11	10/31	WINNIPEG	L-SO	3-4	6-4-1	11,855	52	02/07	@ WASHINGTON	L	0-4	24-17-11	18,506
12	11/03	CHICAGO	L-SO	2-3	6-4-2	15,929	53	02/09	LOS ANGELES	W	3-1	25-17-11	14,929
13	11/06	TAMPA BAY	L-SO	3-4	6-4-3	15,066	54	02/11	@ NEW JERSEY	W	3-1	26-17-11	14,938
14	11/08	@ TORONTO	W	5-1	7-4-3	19,414	55	02/12	@ NY ISLANDERS	W	4-1	27-17-11	14,719
15	11/10	@ WINNIPEG	W	5-2	8-4-3	15,004	56	02/15	OTTAWA	L	2-6	27-18-11	14,038
16	11/13	PHILADELPHIA	L	2-3	8-5-3	15,215	57	02/17	WASHINGTON	L	1-2	27-19-11	**17,779
17	11/15	@ DALLAS	W	6-0	9-5-3	10,175	58	02/19	ANAHEIM	L	0-2	27-20-11	15,945
18	11/17	@ ST LOUIS	L	1-4	9-6-3	17,642	59	02/23	MINNESOTA	L-SO	2-3	27-20-12	13,892
19	11/19	PITTSBURGH	W	3-2	10-6-3	**18,071	60	02/25	@ CAROLINA	W-SO	3-2	28-20-12	16,680
20	11/21	NEW JERSEY	W	4-3	11-6-3	13,122	61	02/26	MONTREAL	W	4-2	29-20-12	**18,108
21	11/23	NY RANGERS	W	2-1	12-6-3	**17,461	62	02/28	@ TORONTO	W	5-3	30-20-12	19,420
22	11/25	TAMPA BAY	L-OT	1-2	12-6-4	**17,380	63	03/01	@ WINNIPEG	L	0-7	30-21-12	15,004
23	11/26	@ TAMPA BAY	L	1-5	12-7-4	17,841	64	03/03	NASHVILLE	L	1-3	30-22-12	15,904
24	11/29	@ CAROLINA	W	3-1	13-7-4	13,065	65	03/04	OTTAWA	W	4-2	31-22-12	15,811
25	12/01	@ LOS ANGELES	L	1-2	13-8-4	17,720	66	03/08	@ PHILADELPHIA	L	0-5	31-22-12	19,675
26	12/03	@ SAN JOSE	W	5-3	14-8-4	17,562	67	03/09	@ PITTSBURGH	L-OT	1-2	31-22-13	18,606
27	12/05	WASHINGTON	W	5-4	15-8-4	16,337	68	03/11	CAROLINA	W	2-0	32-22-13	15,081
28	12/08	@ BOSTON	W	2-0	16-8-4	17,565	69	03/13	TORONTO	W	5-2	33-22-13	**17,475
29	12/09	@ BUFFALO	L-OT	1-2	16-8-5	18,690	70	03/15	BOSTON	W	6-2	34-22-13	**19,004
30	12/11	@ NY RANGERS	L	1-6	16-9-5	18,200	71	03/17	BUFFALO	W-SO	3-2	35-22-13	16,827
31	12/13	NEW JERSEY	L-SO	2-3	16-9-6	14,669	72	03/20	@ PHILADELPHIA	W	2-1	36-23-13	19,568
32	12/16	CALGARY	W-SO	3-2	17-9-6	15,575	73	03/21	@ CAROLINA	L	1-3	36-24-13	18,680
33	12/18	CAROLINA	W-OT	3-2	18-9-6	15,289	74	03/23	EDMONTON	L-SO	1-2	36-24-14	16,214
34	12/20	PHOENIX	L	1-2	18-10-6	**17,711	75	03/25	NY ISLANDERS	L-SO	2-3	36-24-15	16,814
35	12/22	@ OTTAWA	L-OT	3-4	18-10-7	19,296	76	03/27	@ MONTREAL	W-SO	3-2	37-24-15	21,273
36	12/23	@ BOSTON	L	0-8	18-11-7	17,565	77	03/29	@ MINNESOTA	L-OT	2-3	37-24-16	16,214
37	12/27	TORONTO	W	5-3	19-11-7	**20,496	78	03/30	@ COLUMBUS	L	1-4	37-25-16	17,994
38	12/30	NY RANGERS	L	1-4	19-12-7	**20,238	79	04/01	@ DETROIT	L-SO	1-2	37-25-17	20,066
39	12/31	MONTREAL	W	3-5	20-12-7	**20,098	80	04/03	WINNIPEG	L-OT	4-5	37-25-18	17,760
40	01/05	@ NY RANGERS	L-OT	2-3	20-12-8	18,200	81	04/05	@ WASHINGTON	L	2-4	37-26-18	18,506
41	01/06	@ NEW JERSEY	L	2-5	20-13-8	15,793	82	04/07	CAROLINA	W	4-1	38-26-18	**19,057

** DENOTES HOME SELLOUT

2012-13 FLORIDA PANTHERS

RECORD: 15-27-6 (36 points)

GENERAL MANAGER: Dale Tallon

COACH: Kevin Dineen

EASTERN CONFERENCE FINISH: 15th

SOUTHEAST DIVISION FINISH: 5th

CAPTAIN: None

NO.	POS	PLAYER	TEAM	GP	TOI	G	A	PTS	+/-	PIM	PP	SH	GW	S	PCTG	
14	L	Tomas Fleischmann	FLA	48	18:44	12	23	35	-10	16	2	1	2	121	9.9	
11	C	Jonathan Huberdeau*	FLA	48	18:55	14	17	31	-15	18	2	0	1	112	12.5	
82	R	Tomas Kopecky	FLA	47	17:41	15	12	27	-8	28	4	1	0	92	16.3	
51	D	Brian Campbell	FLA	48	26:25	8	19	27	-22	12	6	0	2	70	11.4	
18	C	Shawn Matthias	FLA	48	15:11	14	7	21	-8	16	2	1	1	106	13.2	
57	C	Marcel Goc	FLA	42	18:16	9	10	19	-6	8	4	0	1	92	9.8	
88	C	Peter Mueller	FLA	43	16:15	8	9	17	-11	18	2	0	0	131	6.1	
15	C	Drew Shore*	FLA	43	15:48	3	10	13	-10	14	1	1	1	96	3.1	
12	R	Jack Skille	FLA	40	13:19	3	9	12	-9	11	0	0	0	89	4.3	
7	D	Dimitri Kulikov	FLA	34	20:58	3	7	10	-5	22	2	0	2	52	5.8	
3	D	TJ Brennan	FLA													
17	D	Filip Kuba	FLA	44	21:13	1	9	10	-18	24	0	0	0	50	2.0	
43	D	Mike Weaver	FLA	27	20:08	1	8	9	-3	8	0	0	0	21	4.8	
19	L	Scottie Upshall	FLA	27	13:29	4	1	5	-8	25	1	0	1	54	7.4	
25	C	Jerred Smithson	FLA	35	10:39	2	3	5	-4	10	0	0	0	22	9.1	
27	R	Alex Kovalev	FLA	14	15:36	2	3	5	-1	6	1	0	1	21	9.5	
32	R	Kris Versteeg	FLA	10	16:53	2	2	4	-8	8	0	0	0	20	10.0	
9	D	Stephen Weiss	FLA	17	18:27	1	3	4	-13	25	1	0	0	19	5.3	
23	D	Tyson Strachan	FLA	38	18:57	0	4	4	-13	40	0	0	0	42	0.0	
44	D	Erik Gudbranson	FLA	32	18:44	0	4	4	-22	47	0	0	0	49	0.0	
13	C	Mike Santorelli	FLA	24	11:51	2	1	3	-7	2	0	0	0	21	9.5	
22	R	George Pamos	FLA	39	6:36	1	1	2	-15	57	0	0	0	16	6.3	
27	C	Nick Bjugstad*	FLA	11	15:12	1	0	1	-8	2	0	0	0	17	5.9	
37	C	Greg Rallo	FLA	10	9:33	1	0	1	-3	2	1	0	0	10	10.0	
47	D	Colby Robak*	FLA	16	15:10	0	1	1	-1	17	0	0	0	15	0.0	
55	D	Ed Jovanovski	FLA	6	15:39	0	1	1	-4	0	0	0	0	6	0.0	
76	L	Eric Selleck*	FLA	2	7:55	0	1	1	2	17	0	0	0	2	0.0	
42	C	Quinton Howden*	FLA	18	10:27	0	0	0	-11	2	0	0	0	22	0.0	
72	D	Alex Petrovic	FLA	6	18:46	0	0	0	-8	25	0	0	0	5	0.0	
34	D	Nolan Yorkman	FLA	7	9:46	0	0	0	-1	11	0	0	0	4	0.0	
75	C	Scott Timmins	FLA	5	10:35	0	0	0	-2	4	0	0	0	6	0.0	
52	C	Jonathan Rheault	FLA	5	10:34	0	0	0	0	0	0	0	0	5	0.0	
62	D	Michael Caruso	FLA	2	7:55	0	0	0	-1	0	0	0	0	0	0	
		GOALTENDERS		GP	MINS	AVG	W	L	OT	SO	GA	SA	SV%	G	A	PIM
35		Jacob Markstrom*		23	1266	3.22	8	14	1	0	68	685	.901	0	0	0
60		Jose Theodore		15	766	3.29	4	6	3	0	42	391	8.93	0	0	2
30		Scott Clemmensen		11	866	3.67	3	7	2	0	53	421	.874	0	0	0
FLA TOTALS				49	2898	3.39	15	27	6	0	163	1497	.891	0	0	0

*Indicates Rookie

Game	Date	Opponent	Result	Score	Record	Attendance	Game	Date	Opponent	Result	Score	Record	Attendance
1	1/19/13	@CAR	W	5-1	1-0-0	**19,688	25	3/8/13	WPG	L-OT	2-3	7-12-6	16,442
2	1/21/13	@OTT	L	0-4	1-1-0	**19,952	26	3/10/13	MTL	L	2-5	7-13-6	**19,189
3	1/22/13	@MTL	L	1-4	1-2-0	**21,273	27	3/12/13	TBL	L	2-3	7-14-6	15,174
4	1/24/13	OTT	L	1-3	1-3-0	15,364	28	3/14/13	@BOS	L	1-4	7-15-6	**17,565
5	1/26/13	PHI	L	1-7	1-4-0	**19,311	29	3/16/13	NYI	L	3-4	7-16-6	**17,627
6	1/29/13	@TBL	L	2-5	1-5-0	**19,204	30	3/19/13	@CAR	W	4-1	8-16-6	16,349
7	1/31/13	WPG	W	6-3	2-5-0	15,731	31	3/21/13	@NRY	W	3-1	9-16-6	**17,200
8	2/3/13	@BUF	W	4-3	3-5-0	**18,831	32	3/23/13	@NYJ	L	1-2	9-17-6	**17,625
9	2/5/13	@WPG	L-OT	2-3	3-5-1	**15,004	33	3/24/13	@NJD	L	0-3	9-18-6	14,512
10	2/7/13	@PHI	W-SO	3-2	4-5-1	**19,616	34	3/26/13	@TOR	L	2-3	9-19-6	**19,379
11	2/9/13	@WSH	L	0-5	4-6-1	**18,506	35	3/28/13	BUF	W-SO	5-4	10-19-6	**17,044
12	2/12/13	WSH	L-OT	5-6	4-6-2	15,340	36	3/30/13	NJD	W-OT	3-2	11-19-6	**18,138
13	2/14/13	MTL	L-OT	0-1	4-6-3	17,021	37	4/2/13	@TBL	W-SO	3-2	12-19-6	17,904
14	2/16/13	TBL	L-OT	5-6	4-6-4	17,004	38	4/6/13	WSH	L	3-4	12-20-6	16,886
15	2/18/13	TOR	L	0-3	4-7-4	**17,177	39	4/7/13	OTT	W	2-1	13-20-6	15,552
16	2/21/13	@PHI	W	5-2	5-7-4	**19,605	40	4/11/13	@WPG	L	2-7	13-21-6	**15,004
17	2/22/13	@PIT	L	1-3	5-8-4	**18,655	41	4/13/13	PIT	L	1-3	13-22-6	**18,891
18	2/24/13	BOS	L	1-4	5-9-4	**18,108	42	4/16/13	@NYI	L	2-5	13-23-6	15,922
19	2/26/13	PIT	W	6-4	6-9-4	**17,378	43	4/18/13	@NRY	L	1-6	13-24-6	**17,200
20	2/28/13	BUF	L-SO	3-4	6-9-5	15,672	44	4/20/13	@NJD	L	2-6	13-25-6	16,018
21	3/2/13	@CAR	L	2-6	6-10-5	**18,680	45	4/21/13	@BOS	L	0-3	13-26-6	**17,565
22	3/3/13	CAR	L	2-3	6-11-5	15,978	46	4/23/13	NYR	W	3-2	14-26-6	**17,758
23	3/5/13	WPG	W	4-1	7-11-5	14,574	47	4/25/13	TOR	L	0-4	14-27-6	16,484
24	3/7/13	@WSH	L	1-7	7-12-5	**18,506	48	4/27/13	@TBL	W	5-3	15-27-6	**19,204

** DENOTES HOME TEAM SELLOUT

BEST ENJOYED ON ICE

REAL
Coca-Cola
TASTE
AND ZERO
CALORIES



enjoyeverything

Proud Sponsor of the Florida Panthers

©2012 The Coca-Cola Company.



INAUGURAL SEASON (1993-94) FIRSTS

LINE-UP: 10/6/93 at Chicago

STARTERS: Goalie-John Vanbiesbrouck, Defensemen-Joe Cirella and Keith Brown, Center-Brian Skrudland, Left Wing-Dave Lowry, Right Wing-Scott Mellanby.

WHO DRESSED: Defensemen-Gord Murphy, Greg Smyth, Brian Benning and Alexander Godynnyuk, Forwards-Evgeny Davydov, Randy Gilhen, Mike Hough, Andrei Lomakin, Tom Fitzgerald, Scott Levins, Bill Lindsay, Jesse Belanger and Rob Niedermayer, Goalie-Mark Fitzpatrick.

DID NOT DRESS: Paul Laus, Brent Severyn and Jody Hull

VICTORY: 10/9 at Tampa Bay, 2-0 (GWG-Levins)

HOME VICTORY: 10/14 vs. Ottawa, 5-4 (GWG-Niedermayer)

ROAD VICTORY: 10/9 at Tampa Bay, 2-0 (GWG-Levins)

SHUTOUT: 10/9 at Tampa Bay, 2-0 (Vanbiesbrouck)

SHUTOUT AGAINST: 11/27, 4-0 at Hartford (Reese)

TIE: 10/6, 4-4 at Chicago

HOME TIE: 10/17, 3-3 vs. Tampa Bay

ROAD TIE: 10/6, 4-4 at Chicago

LOSS: 10/7, 5-3 at St. Louis

HOME LOSS: 10/12, 2-1 vs. Pittsburgh

ROAD LOSS: 10/7, 5-3 at St. Louis

GOAL: Scott Mellanby at 12:31 of 1st period, 10/6 at Chicago, assisted by Rob Niedermayer and Evgeny Davydov. Other players on ice, Keith Brown and Brian Benning.

SHOT ON GOAL: Brian Skrudland (save by Belfour), at 1:07 of 1st period, 10/6 at Chicago

POWER-PLAY GOAL: Scott Mellanby, at 12:31 of 1st period, 10/6 at Chicago

SHORT-HANDED GOAL: Brian Skrudland, at 6:40 of 3rd period, 10/29 vs. Winnipeg

GAME-WINNING GOAL: Scott Levins, at 2:19 of 1st period, 10/9 at Tampa Bay

EMPTY-NET GOAL: Tom Fitzgerald, at 19:33 of 3rd period, 10/9 at Tampa Bay

OVERTIME GOAL: Dave Lowry, at 4:56 of OT, 10/30 vs. Tampa Bay

PENALTY SHOT: None attempted

PENALTY (MINOR): Bill Lindsay (hooking Roenick), at 1:44 of 1st period, 10/6 at Chicago

PENALTY (MAJOR): Scott Levins (fighting with Neil Wilkinson), at 13:23 of 1st period, 10/6 at Chicago

GAME MISCONDUCT: Alexander Godynnyuk, high stick, at 2:53 of 1st period, 10/9 at Tampa Bay

POWER-PLAY ATTEMPT: 8:52-10:52 of 1st period (slash on B. Sutter), 10/6 at Chicago

PENALTY KILL: 1:44-3:44 of 1st period (hooking Lindsay), 10/6 at Chicago

FORWARD TO SCORE GOAL: Scott Mellanby, at 12:31 of 1st period, 10/6 at Chicago

FORWARD TO RECORD ASSIST: Rob Niedermayer and Evgeny Davydov at 12:31 of 1st period, 10/6 at Chicago

DEFENSEMAN TO SCORE GOAL: Gord Murphy at 5:18 of 3rd period, 10/6 at Chicago

DEFENSEMAN TO RECORD ASSIST: Brian Benning at 15:30 of 2nd period, 10/7 at St. Louis

TWO-GOAL GAME AGAINST: Jeremy Roenick and Chris Chelios, (two each), 10/6 at Chicago

HAT TRICK: None

HAT TRICK AGAINST: Brendan Shanahan, 10/7 at St. Louis

MULTI-POINT GAME: Andrei Lomakin (1-1-2) and Scott Levins (0-2-2), 10/6 at Chicago

MULTI-POINT GAME AGAINST: Chris Chelios (2-2-4), Joe Murphy (0-3-3), Jeremy Roenick (2-0-0) and Steve Smith (0-2-2), 10/6 at Chicago

3-POINT GAME: Andrei Lomakin (2-1-3) and Jesse Belanger (0-3-3), 12/8 at Los Angeles

3-POINT GAME AGAINST: Chris Chelios (2-2-4), 10/6 at Chicago

4-POINT GAME AGAINST: Chris Chelios (2-2-4), 10/6 at Chicago

2-ASSIST GAME: Scott Levins (0-2-2), 10/6 at Chicago

2-ASSIST GAME AGAINST: Steve Smith (0-2-2), Joe Murphy (0-3-3) and Chris Chelios (2-2-4), 10/6 at Chicago

3-ASSIST GAME: Jesse Belanger (0-3-3), 12/8/93 at Los Angeles

INAUGURAL SEASON (1993-94) FIRSTS

Opponents "Firsts" vs. Panthers

OPENING STARTERS AGAINST: 10/6 at Chicago: Goalie-Ed Belfour, Defensemen-Bryan Marchment and Chris Chelios, Center-Brent Sutter, Left Wing-Stephane Matteau, Right Wing-Joe Murphy.

GOAL: Chris Chelios (power-play goal), at 13:17 of 1st period, 10/6 at Chicago

SHORT-HANDED GOAL: Joe Mullen, at 3:51 of 3rd period, 10/12 vs. Pittsburgh

GAME-WINNING GOAL: Craig Janney, at 7:28 of 3rd period, 10/7 at St. Louis

GAME-TYING GOAL: Jeremy Roenick, at 16:07 of 3rd period, 10/6 at Chicago

EMPTY-NET GOAL: Teemu Selanne, at 19:36 of 3rd period, 10/26 vs. Winnipeg

OVERTIME GOAL: Rob Pearson, at 2:17 of OT, 10/21 vs. Toronto

PENALTY SHOT: Zigmund Palffy (unsuccessful), at 16:49 of 2nd period, 4/14/94 vs. NY Islanders

PENALTY (MINOR): Brent Sutter (slashing), at 8:52 of 1st period, 10/6 at Chicago

PENALTY (MAJOR): Neil Wilkinson (fighting), at 13:23 of 1st period, 10/6 at Chicago

GAME MISCONDUCT: Bryan Marchment, at 16:04 of 2nd period, 10/6 at Chicago

POWER-PLAY ATTEMPT: 1:44-3:44 of 1st period (hooking-Lindsay), 10/6 at Chicago

PENALTY KILL: 8:52-10:52 of 1st period (slashing-Brent Sutter), 10/6 at Chicago

FORWARD TO SCORE GOAL: Jeremy Roenick, at 5:46 of 3rd period, 10/6 at Chicago

FORWARD TO RECORD ASSIST: Brian Noonan, at 13:17 of 1st period, 10/6 at Chicago

DEFENSEMAN TO SCORE GOAL: Chris Chelios, at 13:17 of 1st period, 10/6 at Chicago

DEFENSEMAN TO RECORD ASSIST: Steve Smith, at 13:17 of 1st period, 10/6 at Chicago

Goaltenders

DECISION: Mark Fitzpatrick, 10/7 at St. Louis, 5-3 loss

WIN: John Vanbiesbrouck, 10/9 at Tampa Bay, 2-0

LOSS: Mark Fitzpatrick, 10/7 at St. Louis, 5-3

TIE: John Vanbiesbrouck, 10/6 at Chicago, 4-4

SHUTOUT: John Vanbiesbrouck, 10/9 at Tampa Bay, 2-0

PENALTY SHOT FACED: Zigmund Palffy of the NY Islanders, 4/14/94 at Miami Arena, stopped by John Vanbiesbrouck, at 16:49 of the 2nd period

PANTHERS ALL-TIME NUMERICAL ROSTER

- #1 – Kevin Weekes, Kirk McLean, Roberto Luongo
- #2 – Joe Cirella, Terry Carkner, Lance Pitlick, Lyle Odelein, Lucas Krajicek, Branislav Mezei, Keith Ballard, Alexander Sulzer
- #3 – Paul Laus, Karlis Skrastins, Clay Wilson, T.J. Brennan
- #4 – Keith Brown, Per Gustafsson, John Jakopin, Bret Hedican, Jay Bouwmeester, Dennis Seidenberg, Keaton Ellerby
- #5 – Gord Murphy, Filip Kuba, Brad Ference, Yan Golubovsky, Jeff Norton, Igor Ulanov, Branislav Mezei, Bryan Allen
- #6 – Greg Smyth, Peter Andersson, Jason Woolley, Jeff Norton, Peter Ratchuk, Dan Boyle, Andreas Lilja, Noah Welch, Magnus Johansson, Ville Koistinen, Dennis Wideman, Mike Duco
- #7 – Brian Benning, Mike Casselman, Rhett Warrenner, Mike Wilson, Matt Herr, Pavel Trnka, Steve Montador, Noah Welch, Dmitry Kulikov
- #8 – Dallas Eakins, Magnus Svensson, Craig Martin, Dallas Eakins, Jaroslav Spacek, Peter Worrell, Valeri Bure, Joel Kwiatkowski, Tim Kennedy, Wojtek Wolski
- #9 – Jamie Leach, Radek Dvorak, Brad Smyth, Kirk Muller, Len Barrie, Igor Larionov, Stephen Weiss
- #10 – Dave Lowry, Esa Tikkanen, Pavel Bure, Gary Roberts, David Booth, John Madden
- #11 – Evgeny Davydov, Bill Lindsay, Kevyn Adams, Bill Lindsay, Mikael Samuelsson, Jon Sim, Gregory Campbell, Niclas Bergfors, Joey Crabb, Jonathan Huberdeau
- #12 – Jody Hull, Chris Allen, Dwayne Hay, Marcus Nilson, Ryan Johnson, Alex Hicks, Olli Jokinen, Byron Bitz, Jack Skille
- #13 – Oleg Kvasha, Vaclav Prospal, Juraj Kolnik, Anthony Stewart, Mike Santorelli
- #14 – Stu Barnes, Ray Whitney, Niklas Hagman, Radek Dvorak, Sergei Samsonov, Tomas Fleischmann
- #15 – Randy Gilhen, Doug Barrault, Gaetan Duchesne, Brett Harkins, David Nemirovsky, Dave Gagner, John Jakopin, Jeff Ware, John Jakopin, Jim Campbell, Eric Messier, Ty Jones, Jozef Stumpel, Jack Skille, Drew Shore
- #16 – Len Barrie, Randy Moller, Ray Sheppard, Gilbert Dionne, Craig Ferguson, Craig Fisher, Ryan Johnson, Oleg Kvasha, Ray Sheppard, Ivan Novoseltsev, Mike Sillinger, Kevyn Adams, Matt Cullen, Nathan Horton, Darcy Hordichuk, Marco Sturm
- #17 – Jody Hull, Mike Foligno, Dave Tomlinson, Jason Podollan, Viktor Kozlov, Steve Washburn, Ryan Johnson, Dwayne Hay, Greg Adams, Ryan Johnson, Matt Cullen, Garth Murray, Kendal McArdle, Jon Matsumoto, Filip Kuba
- #18 – Mike Hough, Alex Hicks, Cam Stewart, Marcus Nilson, Ville Peltonen, Shawn Matthias
- #19 – Andrei Lomakin, Brad Smyth, Radek Dvorak, Len Barrie, Serge Payer, Stephen Weiss, Byron Ritchie, Dominic Moore, Marty Reasoner, Scottie Upshall
- #20 – Brian Skrudland, Valeri Bure, Craig MacDonald, Josh Olson, Kamil Piros, Joel Kwiatkowski, Ed Belfour, Richard Zednik, Ryan Carter, Sean Bergenheim
- #21 – Tom Fitzgerald, Mark Parrish, Denis Shvidki, Alexei Semenov, Cory Murphy, Krys Barch
- #22 – Bob Kudelski, Steve Washburn, Dino Ciccarelli, Todd Simpson, Kristian Huselius, Sean Hill, Jassen Cullimore, Jeff Taffe, Matt Bradley, George Parros
- #23 – Bill Lindsay, Jeff Daniels, Rhett Warrenner, Chris Wells, Rocky Thompson, Kyle Rossiter, Juraj Kolnik, Lee Goren, Lukas Krajicek, Martin Gelinas, Tyson Strachan
- #24 – Brent Severyn, Robert Svehla, Darcy Hordichuk, Alexander Karpovtsev, Ruslan Salei, Bryan McCabe, Ryan Carter
- #25 – Geoff Smith, Viktor Kozlov, Joe Nieuwendyk, Jacob Markstrom, Jerred Smithson
- #26 – Scott Levins, Jesse Belanger, Ray Sheppard, Dan Boyle, David Nemirovsky, Ray Sheppard, Ivan Novoseltsev, Dan Boyle, Pierre Dagenais, Mike Van Ryn, Steve Bernier, Mikael Samuelsson
- #27 – Scott Melanby, Jaroslav Bednar, Christian Berglund, Noah Welch, Steven Reinprecht, Michal Repik, Alex Kovalev, Nick Bjugstad
- #28 – Patrick Lebeau, Greg Hawgood, Magnus Svensson, Martin Straka, Peter Worrell, Jaroslav Spacek, Jason Wiemer, Jamie Rivers, Donald Audette, Kamil Kreps, Hugh Jessiman
- #29 – Jeff Greenlaw, Johan Garpenlov, Ryan Johnson, Mike Vernon, Anders Eriksson, Lukas Krajicek, Jeff Toms, Igor Kravchuk, Jamie McLennan, Tomas Vokoun, Bill Thomas

PANTHERS ALL-TIME NUMERICAL ROSTER

- #30 – Mark Fitzpatrick, Mikhail Shtalenkov, Andrew Allen (Dressed but did not play), Jani Hurme, Scott Clemmensen
- #31 – Sean Burke, Wade Flaherty, Steve Shields, Craig Anderson
- #32 – Richard Shulmistra, Mike Vernon, Ryan Jardine, Stephane Matteau, Grant McNeill, Michal Repik, Kris Versteeg
- #33 – Eldon Reddick, Filip Kuba, David Morisset, Kyle Rossiter, Kristian Kudroc, Jamie Allison, Eric Cairns, Wade Belak, Steve MacIntyre, Jacob Markstrom, Brian Foster
- #34 – John Vanbiesbrouck, Mathieu Biron, David Shantz (dressed, but did not play), Alexander Salak, Patrick Rissmiller, Nolan Yonkman
- #35 – Peter Ratchuk, Jean-Marc Pelletier (dressed but did not play), Alex Auld, Tyler Plante (did not dress), Jacob Markstrom
- #36 – Joey Tetarenko, Dmitry Yushkevich, Kyle Rossiter, Mark Cullen
- #37 – Herbert Vasiljevs, Trevor Kidd, Tanner Glass, Bill Thomas, Greg Rallo
- #38 – Stephane Richer, Eric Beaudoin, Janis Sprukts
- #39 – Alexander Godynyuk, Ivan Novoseltsev, Keaton Ellerby
- #40 – Steve Washburn, Eric Boguniecki, Vaclav Nedorost, Greg Jacina
- #41 – Stephane Richer, Serge Payer, Andrej Podkonicky, Ryan Jardine, Nick Smith, Mike Green, Shawn Matthias
- #42 – Jamie Linden, Nick Smith, Matt Herr, Brad Norton, Mikhail Yakubov, Quinton Howden
- #43 – David Emma, Paul Brousseau, Byron Ritchie, Serge Payer, David Brine, Dmitry Kulikov, Mike Weaver
- #44 – Rob Niedermayer, Sandis Ozolinsh, Gregory Campbell, Todd Bertuzzi, Nick Boynton, Jordan Leopold, Erik Gudbranson
- #45 – Rhett Warrener, Brad Ference, David Brine
- #46 – David Booth
- #47 – Craig Ferguson, Lance Ward, Martin Lojek, Colby Robak
- #48 – Dwayne Hay, Dave Duerden, Marcus Nilson, Joe Callahan
- #49 – Lance Ward
- #50 – Drew Larman
- #51 – David Nemirovsky, Rob Globke, Brian Campbell
- #52 – Jason Garrison, Jonathan Rheault
- #53 – Brett McLean
- #54 – Kamil Kreps
- #55 – Ed Jovanovski, Igor Ulanov, Sean Hill, Ric Jackman, Steve Eminger, Ed Jovanovski
- #56 – Ivan Majesky
- #57 – Anthony Stewart, Marcel Goc
- #60 – Jose Theodore
- #61 – Cory Stillman
- #62 – Vaclav Nedorost
- #63 – Evgeny Dadonov
- #64 – Stefan Meyer
- #65 – Victor Oreskovich
- #67 – Michael Frolik
- #68 – Serge Payer, Mike Duco
- #71 – Kenndal McArdle
- #72 – Alex Petrovic
- #73 – Bracken Kearns
- #74 – Nick Tarnasky
- #75 – Scott Timmins
- #76 – Eric Selleck
- #77 – Chris Gratton
- #80 – Kevin Weekes
- #82 – Tomas Kopecky
- #85 – Rostislav Olesz
- #88 – Peter Mueller
- #97 – Esa Tikkanen

PANTHERS ALL-TIME REGISTER

The Following Players Have Appeared in at Least One NHL Game with the Florida Panthers.

PLAYER	POS.	NUMBER(S) WORN	YEARS	PLAYER	POS.	NUMBER(S) WORN	YEARS
Adams, Greg	LW	17	2000-2001	Ference, Brad	D	45, 5	1999-2003
Adams, Keyven	C	11	2001-2002	Ferguson, Craig	C/LW	16, 47	1996-2000
Allen, Bryan	D	5	2006-2011	Fisher, Craig	C/LW	16	1996-1997
Allen, Chris	D	12	1998-1999	Fitzgerald, Tom	RW/C	21	1993-1998
Allison, Jamie	D	33	2005-2006	Fitzpatrick, Mark	G	30	1993-1998
Andersson, Craig	G	31	2006-2009	Flaherty, Wade	G	31	2002-2003
Andersson, Peter	D	6	1993-1994	Fleischmann, Tomas	LW	14	2011-2012
Audette, Donald	RW	28	2004	Foligno, Mike	RW	17	1993-1994
Auld, Alexander	G	35	2006-2007	Foster, Brian	G	33	2011-2012
Ballard, Keith	D	2	2008-2010	Frolík, Michael	C	67	2008-2011
Barch, Krys	RW	21	2011-2012	Gagner, Dave	C	15	1997-1999
Barnes, Stu	C	14	1993-1996	Garpenlov, Johan	LW	29	1994-1998
Barraut, Doug	RW	15	1993-1995	Garrison, Jason	D	52	2008-2012
Barrie, Len	C/RW	16, 19, 9	1993-1994 & 2000-2001	Gelinas, Martin	LW	23	2005-2007
Beaudoin, Eric	LW	38	2002-2004	Gilhen, Randy	C	15	1993-1994
Bednar, Jaroslav	RW	27	2002-2003	Glass, Tanner	LW	37	2007-2008
Belak, Wade	RW	33	2008	Globke, Rob	RW	51	2005-2008
Belanger, Jesse	C	26	1993-1996	Goc, Marcel	C	57	2011-2012
Belfour, Ed	G	20	2006-2007	Godynyuk, Alexander	D	39	1993-1994
Benning, Brian	D	7	1993-1995	Golubovskiy, Yan	D	5	2000-2001
Berglund, Christian	RW	27	2004	Goren, Lee	LW	23	2003
Bernier, Steve	RW	26	2010-2011	Gratton, Chris	C	77	2005-2007
Bergenheim, Sean	LW	20	2011-2012	Green, Mike	C	41	2004
Bergfors, Nicolas	RW	11	2011	Greenlaw, Jeff	LW	29	1993-1995
Bertuzzi, Todd	RW	44	2006-2007	Gudbranson, Erik	D	44	2011-2012
Biron, Mathieu	D	34	2002-2004	Gustafsson, Per	D	4	1996-1997
Blitz, Byron	RW	12	2010	Hagman, Niklas	LW	14	2001-2004
Bjugstad, Nick	C	27	2012-2013	Harkins, Brett	C	15	1995-1996
Boguniewicz, Eric	C	40	1999-2000	Hawgood, Greg	D	28	1993-1994
Booth, David	LW	46, 10	2006-2011	Hay, Dwayne	LW	12, 17, 48	1998-2000
Bouwmeester, Jay	D	4	2002-2009	Hedican, Bret	D	4	1999-2002
Boyle, Dan	D	26, 6	1998-2002	Herr, Matt	C	43, 42	2001-2002
Boytnton, Nick	D	44	2008-2009	Hicks, Alex	LW	18, 12	1998-2000
Bradley, Matt	RW	22	2011-2012	Higgins, Chris	D	21	2010-2011
Brennan, TJ	D	3	2012-2013	Hill, Sean	LW	22, 55	2005-2006
Brine, David	C	43	2007-2008	Hordichuk, Darcy	LW	24, 16	2003-2004 & 2010-2011
Brousseau, Paul	RW	43	2001	Horton, Nathan	C	16	2003-2010
Brown, Keith	D	4	1993-1995	Hough, Mike	LW	18	1993-1997
Bure, Pavel	RW	10	1999-2002	Howden, Quinton	C	42	2012-2013
Bure, Valeri	RW	20	2001-2004	Hull, Jody	RW	17, 12	1993-1998
Burke, Sean	G	31	1998-1999	Hurme, Jani	G	30	2002-2003
Callahan, Joe	D	48	2010-2011	Huselius, Kristian	LW	22	2001-2004
Campbell, Brian	D	51	2011-2012	Jacina, Greg	RW	40	2005-2007
Campbell, Gregory	C/LW	44, 11	2003-2010	Jackman, Ric	D	55	2005-2007
Campbell, Jim	RW	15	2002	Jakopin, John	D	4, 15	1998, 2001
Carkner, Terry	D	2	1995-1998	Jardine, Ryan	LW	42, 32	2001-2002
Carter, Ryan	C	20, 24	2011	Jessiman, Hugh	RW	28	2011
Casselman, Mike	LW	7	1995-1997	Johannson, Magnus	D	6	2008
Ciccarelli, Dino	RW	22	1998-1999	Johnson, Ryan	C	16, 17, 29, 12	1998-2000 & 2001-2003
Cirella, Joe	D	2	1993-1995	Jokinen, Olli	C	12	2000-2008
Clemmensen, Scott	G	30	2009-2012	Jones, Ty	RW	15	2004
Cullen, Mark	C	36	2011-2012	Jovanovski, Ed	D	55	1995-1999 & 2011-2012
Cullen, Matt	C	16, 17	2003-2004	Kennedy, Tim	LW	8	2011
Cullimore, Jassen	D	22	2007-2009	Kidd, Trevor	G	37	1999-2002
Dadonov, Evgeny	RW	63	2010-2011	Koistinen, Ville	D	6	2009
Dagenais, Pierre	RW	26	2002-2003	Kolnik, Juraj	RW	23, 13	2002-2007
Daniels, Jeff	LW	23	1993-1995	Kopecky, Tomas	RW	82	2011-2012
Davidov, Evgeny	LW	11	1993-1995	Kovalev, Alex	RW	27	2012-2013
Dionne, Gilbert	LW	16	1995-1997	Kozlov, Viktor	C/RW	17, 25	1997-2004
Duchesne, Gaetan	LW	15	1994-1995	Krajcek, Lukas	D	29, 23, 2	2002-2006
Duco, Mike	C	10, 6	2009-2010	Kravchuk, Igor	D	29	2003
Duerden, Dave	LW	48	2000	Keams, Bracklen	C	73	2011-2012
Dvorak, Radek	RW	9, 19, 14	1995-99 & 2007-11	Kreps, Kamil	C	54	2006-2010
Eakins, Dallas	D	8	1993-95 & 1997-98	Kuba, Filip	D	33, 5, 17	1999-2000 & 2012-13
Ellerby, Keaton	D	39, 4	2010-2012	Kudelski, Bob	RW	22	1994-1996
Eminger, Steve	D	55	2009	Kudroc, Kristian	D	33	2004
Emma, David	RW	43	2000-2001	Kulikov, Dmitry	D	43, 7	2009-2012
Eriksson, Anders	D	29	2000-2001	Kwiatkowski, Joel	D	20, 8	2005-2007
				Kvasha, Oleg	C/LW	16, 13	1998-2000
				Larionov, Igor	C	9	2000
				Larman, Drew	C	50	2006-2008
				Laus, Paul	D/RW	3	1993-2003
				Leach, Jamie	RW	9	1993-1995
				Lebeau, Patrick	RW	28	1993-1994
				Leopold, Jordan	D	44	2009-2010
				Levins, Scott	C	22	1993-1994
				Lilja, Andreas	D	6	2002-2004
				Linden, Jamie	RW	42	1993-1995

PANTHERS ALL-TIME REGISTER

The Following Players Have Appeared in at Least One NHL Game with the Florida Panthers.

PLAYER	POS.	NUMBER(S) WORN	YEARS	PLAYER	POS.	NUMBER(S) WORN	YEARS
Lindsay, Bill	LW	23, 11	1993-1999 & 2001-2002	Sheppard, Ray	RW	16, 26	1995-1998 & 1999-2000
Lojek, Martin	D	47	2006-2008	Shields, Steve	G	31	2003-2004
Lomakin, Andrei	LW	19	1993-1995	Shore, Drew	C	15	2012-2013
Lowry, Dave	LW	10	1993-1997	Shtalenkov, Mikhail	G	30	1999-2000
Luongo, Roberto	G	1	2000-2006	Shulmistra, Richard	G	32	1999-2000
MacDonald, Craig	C	20	2003-2004	Shvidki, Denis	RW	21	2000-2004
MacIntyre, Steve	LW	33	2009-2010	Sillinger, Mike	C	16	2000-2001
Madden, John	C	10	2012	Sim, Jon	RW	11	2005-2006
Majesky, Ivan	D	56	2002-2003	Simpson, Todd	D	22	1999-2001
Markstrom, Jacob	G	25, 35	2011-2012	Skille, Jack	RW	15, 12	2011-2012
Martin, Craig	RW	8	1996-1997	Skrastins, Karlis	D	3	2008-2009
Matsumoto, Jonathan	C	17	2011-2012	Skrudland, Brian	C	20	1993-1997
Matteau, Stephane	LW	32	2002-2003	Smith, Geoff	D	25	1993-1997
Matthias, Shawn	C	41, 18	2007-2012	Smith, Nick	C	42, 41	2001-2002
McArdle, Kennidal	LW	71, 17	2008-2010	Smithson, Jerred	C	25	2012
McCabe, Bryan	D	24	2008-2011	Smyth, Brad	RW	19, 9	1995-1996
McLean, Brett	C	53	2007-2009	Smyth, Greg	D	6	1993
McLean, Kirk	G	1	1998-1999	Spacek, Jaroslav	D	8, 28	1998-2000
McLennan, Jamie	G	29	2005-2006	Sprukts, Janis	C	38, 41	2006-2008
McNeill, Grant	D	32	2003	Stewart, Anthony	RW	57	2005-2009
Mellanby, Scott	RW	27	1993-2001	Stewart, Cam	LW	18	1999-2000
Messier, Eric	LW	15	2003-2004	Stillman, Cory	LW	61	2008-2011
Mezei, Branislav	D	5, 2	2002-2008	Strachan, Tyson	D	23	2011-2012
Moller, Randy	D	16	1994-1995	Straka, Martin	C	28	1995-1997
Montador, Steve	D	7	2005-2008	Stumpel, Jozef	C	15	2005-2008
Moore, Dominic	C	19	2009-2010	Sturm, Marco	LW	16	2011-2012
Morisset, David	RW	33	2001	Sulzer, Alexander	D	2	2011
Mueller, Peter	C	88	2012-2013	Svehla, Robert	D	24	1994-2002
Muller, Kirk	LW/C	9	1996-1999	Svensson, Magnus	D	28, 8	1994-1996
Murphy, Cory	D	21	2007-2008	Taffe, Jeff	C	22	2009-2010
Murphy, Gord	D	5	1993-1999	Tamasky, Nick	C	74	2008-2010
Murray, Garth	RW	17	2007-2008	Tetarenko, Joey	RW/D	36	2000-2003
Meyer, Stefan	C	64	2007-2008	Theodore, Jose	G	60	2011-2012
Nedorost, Vaclav	C	40	2003-2004	Thomas, Bill	RW	37, 29	2010-2011
Nemirovsky, David	RW	51, 15, 26	1995-1999	Thompson, Rocky	LW/D	23	2001-2002
Niedermayer, Rob	C	44	1993-2001	Tikkanen, Esa	LW	97, 10	1997-1998
Nieuwendyk, Joe	C	25	2005-2007	Timmins, Scott	C	75	2011
Nilson, Marcus	LW/C	12, 48, 18	1999-2004	Tomlinson, Dave	C	17	1993-1995
Norton, Brad	D	42	2002	Toms, Jeff	C/LW	29	2002-2003
Norton, Jeff	D	6, 5	1998 & 2001-2002	Trnka, Pavel	D	7	2003-2004
Novoseltsev, Ivan	RW	16, 26, 39	1999-2003	Ulanov, Igor	D	5, 55	2002-2003
Odelein, Lyle	D	2	2003-2004	Upshall, Scottie	LW	19	2011-2012
Olesz, Rostislav	LW	85	2005-2011	Vanbiesbrouck, John	G	34	1993-1998
Olson, Josh	LW	20	2004	Van Impe, Darren	D	29	2001-2002
Oreskovich, Victor	RW	65	2009-2010	Van Ryn, Mike	D	26	2003-2008
Ozolinsh, Sandis	D	44	2002-2003	Vasilevski, Herbert	RW	37	1999
Parrish, Mark	RW	21	1998-2000	Vernon, Mike	G	32, 29	1999-2000
Parros, George	RW	22	2012-2013	Versteeg, Kris	RW	32	2011-2012
Payer, Serge	C	68, 41, 19, 43	2000-2006	Vokoun, Tomas	G	29	2007-2011
Peltonen, Ville	LW	18	2006-2009	Ward, Lance	D/RW	47, 49	2000-2003
Petrovic, Alex	D	72	2012-2013	Ware, Jeff	D	15	1999
Piros, Kamil	RW	20	2004	Warrener, Rhett	D	45, 23, 7	1995-1999
Pitlick, Lance	D	2	1999-2002	Washburn, Steve	C	40, 22, 17	1995-1998
Podkonicky, Andrej	LW	41	2001	Weaver, Mike	D	43	2010-2012
Podollan, Jason	RW	17	1996-1997	Weekes, Kevin	G	1, 80	1997-1999
Prospal, Vaclav	C	13	2001	Weiss, Stephen	C	19, 9	2002-2011
Rallo, Greg	C	37	2011-2012	Welch, Noah	D	6, 27	2006-2008
Ratchuk, Peter	D	6, 35	1998-2001	Wells, Chris	C	23	1996-2000
Reasoner, Marty	C	19	2010-2011	Whitney, Ray	LW	14	1997-2001
Reddick, Eldon (Pokey)	G	33	1993-1994	Wideman, Dennis	D	6	2010-2011
Reinprecht, Steven	C	27	2009-2010	Wierner, Jason	C/LW	28	2001-2002
Repik, Michal	RW	32, 26, 27	2008-2011	Wilson, Clay	D	5, 3	2010-2011
Rheault, Jonathan	C	52	2012-2013	Wilson, Mike	D	7	1999-2001
Richer, Stephane	D	41, 38	1993-1995	Wolski, Wojtek	LW	8	2012
Rissmiller, Patrick	LW	34	2011	Woolley, Jason	D	6	1995-1996
Ritchie, Byron	C	43, 19	2002-2004	Worrell, Peter	LW	28, 8	1997-2003
Rivers, Jamie	D	28	2003	Yakubov, Mikhail	C	42	2005-2006
Robak, Colby	D	47	2011-2012	Yonkman, Nolan	D	34	2011-2012
Roberts, Gary	LW	10	2005-2007	Yushkevich, Dmitry	D	36	2002
Rossiter, Kyle	D	23, 36	2002-2004	Zednik, Richard	LW	20	2007-2009
Salak, Alexander	G	35	2009				
Salei, Ruslan	D	24	2006-2008				
Samsonov, Sergei	LW	14	2011				
Samuelsson, Mikael	RW	11, 26	2003-2004 & 2011-2012				
Santorelli, Mike	C	13	2010-2012				
Seidenberg, Dennis	D	4	2009-2010				
Selleck, Eric	LW	76	2012-2013				
Semenov, Alexei	D	21	2005-2007				
Severyn, Brent	D	24	1993-1995				

LOWMEISTER

REGULAR SEASON RECORDS

PANTHERS ALL-TIME HISTORY

DECEMBER 10, 1992

The NHL awards an expansion franchise to H. Wayne Huizenga, Chairman of Blockbuster Entertainment Corporation. Huizenga announces he'll operate the team in South Florida.

MARCH 1, 1993

The NHL and Huizenga announce that South Florida will join the NHL in time for the 1993-94 season. Bob Clarke named Vice President and General Manager.

APRIL 19, 1993

William A. Torrey named President. Club officially named the FLORIDA PANTHERS.

APRIL 21, 1993

Dean Jordan named Vice President of Business Operations and Alternate Governor.

MAY 24, 1993

The Panthers announce a three-year agreement with the Cincinnati Cyclones of the International Hockey League.

JUNE 2, 1993

Roger Neilson named first head coach of the Panthers.

JUNE 14, 1993

NHL Commissioner Gary Bettman presents Panthers owner H. Wayne Huizenga with official certificate of entry into the National Hockey League. Panthers unveil home and road uniforms, along with primary and secondary logos. The team colors are navy blue, red, and yellow-gold.

JUNE 24, 1993

The Panthers select goaltender John Vanbiesbrouck with the first pick of the 1993 NHL Expansion Draft in Quebec City. In all, Florida selects 24 players.

JUNE 26, 1993

At Le Colisee in Quebec City, the Panthers select forward Rob Niedermayer with the team's first-ever Entry Draft pick. Florida chooses 13 amateur players in the draft.

JULY 8, 1993

Hall of Fame netminder Bill Smith named Panthers' goaltending coach.

JULY 28, 1993

The Panthers unveil artwork of inaugural logo created for the team's first season. Seven players visit South Florida and begin week-long promotional tour. Players included: goaltender John Vanbiesbrouck, forwards Rob Niedermayer, Scott Mellanby, Dave Lowry, Brian Skrudland and Andrei Lomakin and defenseman Joe Cirella.

AUGUST 3, 1993

In their first-ever trade, the Panthers acquire forward Jason Cirone from the Winnipeg Jets in exchange for Dave Tomlinson. Florida had acquired Tomlinson from the Toronto Maple Leafs in exchange for future considerations.

SEPTEMBER 7, 1993

The temperature drops to 22 degrees as Miami Arena makes ice for the Panthers' inaugural season.

SEPTEMBER 11, 1993


Fifty-two players report to Miami Arena for the Panthers' first training camp.

SEPTEMBER 16, 1993

The Panthers open their inaugural eight-game preseason schedule against the Tampa Bay Lightning at the Lakeland (FL) Civic Center.

OCTOBER 6, 1993

The Panthers travel to Chicago Stadium and skate to a 4-4 tie with the Blackhawks in the team's first-ever regular-season game. Right wing Scott Mellanby scores the Panthers' first goal at 12:31 of the opening period. The game is broadcast in Spanish for the first time by Arley Londono and Manolo Alvarez on WCMQ 1210 AM.



Panthers William Torrey & Ed Jovanovski at the 1994 NHL Entry Draft.

PANTHERS ALL-TIME HISTORY

OCTOBER 9, 1993

Before an NHL-record crowd of 27,227 at the ThunderDome in St. Petersburg, the Panthers win their first game as John Vanbiesbrouck records a 2-0 shutout over the Tampa Bay Lightning. Scott Levins and Tom Fitzgerald score the Florida goals.

OCTOBER 12, 1993

The Panthers play their inaugural home opener before a sellout crowd of 14,372 at Miami Arena. Florida drops a 2-1 decision to the Pittsburgh Penguins.

NOVEMBER 10, 1993

In their first-ever game against the defending Stanley Cup-Champion Montreal Canadiens, the Panthers earn a 3-1 victory at the Montreal Forum.

JANUARY 22, 1994

Goaltender John Vanbiesbrouck and Right Wing Bob Kudelski represent the Panthers at the NHL All-Star Game at Madison Square Garden in New York City. Kudelski scores two goals in the contest.

JANUARY 24, 1994

In front of a sellout crowd at Miami Arena, the Panthers set a team record with five goals in one period and skate to an 8-3 victory over the Montreal Canadiens. It's their largest winning margin of the season.

JANUARY 31, 1994

Rookie Center Jesse Belanger is named the NHL's "Player of the Week" for the period ending January 30. Belanger becomes the first Panther to win the award and the first to win it in his club's inaugural season. Belanger had four goals and four assists in four games.

MARCH 31, 1994

The Panthers tie New Jersey, 3-3, as they record their 74th point of the season, the most ever by a first-year team. Goaltender John Vanbiesbrouck is named the NHL's "Player of the Week" for the period ending March 21. He went 3-0-1, with a 2.20 GAA and a .940 save percentage.

APRIL 14, 1994

The Panthers complete the most successful season ever by a first-year NHL team with a 4-1 victory over the New York Islanders at Miami Arena. After the game, the players salute the fans for their tremendous support. Said captain Brian Skrudland, "We didn't know what to expect when we came down to Florida, and we certainly didn't expect to have the best fans in the National Hockey League."

JUNE 15, 1994

Vice President and General Manager Bob Clarke is released from the remaining two years of his contract. Clarke returns to the Philadelphia Flyers as president and general manager.

JUNE 28, 1994

The Panthers select ten players in the 1994 NHL Entry Draft, including the number one pick overall in Defenseman Ed Jovanovski. In all, Florida selects 10 amateurs in the 11 rounds of the draft. A crowd of 4,000 overflows the Omni Hotel in Miami as the Panthers host "HockeyFest," an NHL Draft party.

AUGUST 1, 1994

Bryan Murray is named general manager of the Panthers.

SEPTEMBER 4, 1994

The Panthers open their second annual training camp as 59 players report to Peterborough, Ontario.

JANUARY 11, 1995

The NHL Players Association accepts the NHL's final collective bargaining proposal, putting an end to the 103-day labor dispute that reduced the league's season from 84 to 48 games.

APRIL 20, 1995

The Panthers kick-off a state-wide license plate program, benefiting the Florida Sports Foundation.

JUNE 7, 1995

The Carolina (AHL) Monarchs are named the Panthers' top minor-league affiliate, while Florida retains its affiliation with the Cincinnati Cyclones of the IHL.

JUNE 8, 1995

Roger Neilson is relieved of his head coaching duties. Neilson had a record of 53-56-23 (.489 winning pct.) in two seasons behind the Panthers' bench.

JUNE 9, 1995

The Panthers sign 1994 No. 1 draft pick Ed Jovanovski to a multi-year contract.

JULY 8, 1995

The Panthers turn the Broward County Convention Center into a mecca for hockey enthusiasts when they host their second annual "HockeyFest."

JULY 11, 1995

The Panthers select Left Wing Radek Dvorak with their first pick (10th overall) in the 1995 NHL Entry Draft. Florida makes eight more selections at the draft in Edmonton, Alta.

JULY 20, 1995

Rich Kromm is named head coach of the Panthers' AHL affiliate, the Carolina Monarchs.

JULY 24, 1995

Doug MacLean is named head coach of the Panthers. He becomes the second coach in franchise history.

AUGUST 15, 1995

Radek Dvorak signs a multi-year contract. Dvorak was the Panthers' first choice (10th overall) in the 1995 NHL Entry Draft.

SEPTEMBER 11, 1995

The Panthers' third annual training camp opens as 72 players report to Greensboro, North Carolina.

PANTHERS ALL-TIME HISTORY

OCTOBER 8, 1995

Scott Mellanby scores two goals and kills a rat in the Panthers' dressing room prior to the team's 4-3 victory over the Calgary Flames. Mellanby's feat is dubbed a "Rat Trick" by John Vanbiesbrouck, and within weeks, fans begin tossing rats onto the ice to celebrate Florida goals.

JANUARY 20, 1996

Coach Doug MacLean leads the Panthers to the best record in the Eastern Conference and earns the right to coach in the All-Star Game. MacLean is joined in Boston by John Vanbiesbrouck and Scott Mellanby.

JANUARY 23, 1996

Johan Garpenlov scores three goals in the Panthers' 5-4 win at Washington to record the first hat trick in team history.

APRIL 14, 1996

The Panthers conclude the 1995-96 season with 92 points (41-31-10), good for fourth place in the Eastern Conference. The team qualifies for the Stanley Cup Playoffs for the first time.

APRIL 17, 1996

Before a packed house at Miami Arena, the Panthers defeat the Boston Bruins, 6-3, in their first-ever playoff game.

APRIL 27, 1996

In Game 5 of the Eastern Conference Quarterfinals against Boston, Bill Lindsay scores a spectacular goal with 4:57 left in the third period to break a 3-3 tie and give the Panthers their first-ever playoff series victory.

MAY 12, 1996

In Game 5 of the Eastern Conference Semifinals against the Philadelphia Flyers, Mike Hough scores in double OT to give the Panthers a 3-2 lead in the series. Florida eliminates the Flyers two days later in Miami.

JUNE 1, 1996

The Panthers go on the road and defeat the Pittsburgh Penguins, 3-1, in Game 7 of the Eastern Conference Finals to win the Prince of Wales Trophy as champions of the conference. They fly to Colorado after the game to begin preparations for the Stanley Cup Finals.

JUNE 10, 1996

The Panthers and Colorado Avalanche play one of the classic games in Stanley Cup Finals history. The match remains scoreless until Colorado's Uwe Krupp connects at 4:31 of the third OT period to give the Avalanche the victory and its first-ever Stanley Cup title.

JUNE 12, 1996

A capacity crowd fills Miami Arena to thank the Panthers for a wonderful season. The highlight of the evening occurs when Ed Jovanovski and Rhett Warrener dump a bucket of water over the head of coach Doug MacLean.

JUNE 22, 1996

The Panthers select nine players at the 1996 NHL Entry Draft in St. Louis, MO. Their top choice (20th overall) is Swedish forward Marcus Nilson.

AUGUST 7, 1996

The Panthers and SportsChannel Florida agree to a multi-year deal for television rights to the club's games.

SEPTEMBER 9, 1996

The Panthers open their fourth annual training camp in Summerside, Prince Edward Island, hometown of coach Doug MacLean.

OCTOBER 30, 1996

The Panthers defeat the Chicago Blackhawks, 3-2, to extend their season-opening unbeaten streak to 12 games (8-0-4). John Vanbiesbrouck is named the NHL's Player of the Month for October after going 6-0-3, with a 1.41 GAA and a .950 SV%.

NOVEMBER 15, 1996

The Panthers conduct an official "ice-breaking" ceremony at the site of their new arena in Sunrise. The event is attended by NHL commissioner Gary Bettman as well as club and government officials.

JANUARY 18, 1997

For the second year in a row, Doug MacLean coaches the Eastern Conference to victory in the NHL All-Star Game. John Vanbiesbrouck makes his third All-Star appearance and Robert Svehla records two assists and a plus-6 rating in the contest.

MARCH 22, 1997

The Panthers celebrate their 50th consecutive sellout (including playoffs) at Miami Arena.

APRIL 11, 1997

The Panthers clinch fourth place in the Eastern Conference and home ice in the first round of the Stanley Cup Playoffs by defeating the Pittsburgh Penguins, 4-2. The Cats finish their fourth season with a record of 35-28-19, good for 89 points.

APRIL 25, 1997

Esa Tikkanen, who would sign with the Panthers four months later, scores at 12:02 of OT as the New York Rangers eliminate the Cats from the playoffs.

JUNE 21, 1997

The Panthers select 10 players at the 1997 NHL Entry Draft in Pittsburgh, Pennsylvania. Their top choice (20th overall) is left wing/center Mike Brown.

SEPTEMBER 9, 1997

The Panthers open their fifth annual training camp at Miami Arena.

NOVEMBER 24, 1997

Doug MacLean is relieved of his head coaching duties. General Manager Bryan Murray agrees to coach for the remainder of the season.

NOVEMBER 26, 1997

In Bryan Murray's first game behind the Florida bench, the Panthers set a team record by scoring 10 goals in a 10-5 win over the Boston Bruins.

PANTHERS ALL-TIME HISTORY

DECEMBER 27, 1997

John Vanbiesbrouck records the 300th victory of his NHL career and 100th as a Panther in a 6-2 win over the New York Islanders at Nassau Coliseum. Vanbiesbrouck becomes the 15th goaltender in NHL history – and second American – to win 300 games.

FEBRUARY 3, 1998

Dino Ciccarelli, who was acquired from the Tampa Bay Lightning three weeks earlier, scores the 600th goal of his NHL career as the Panthers tie the Detroit Red Wings, 1-1. Ciccarelli becomes the ninth player in NHL history to reach this milestone.

FEBRUARY 8, 1998

The Panthers and 25 other NHL teams begin their "Winter Break" as the league shuts down to enable its players to participate in the Winter Olympics for the first time. John Vanbiesbrouck (USA), Robert Svehla (Slovakia) and Esa Tikkanen (Finland) are the Panthers who head to Nagano, Japan. Tikkanen's club wins the Bronze Medal.

MARCH 24, 1998

The Panthers send Tom Fitzgerald to Colorado and Ray Sheppard to Carolina as General Manager Bryan Murray stays active at the trade deadline.

APRIL 16, 1998

The Panthers play their final game at Miami Arena, losing to the Philadelphia Flyers, 7-3. Florida compiles a record of 81-78-29 (.508 winning pct.) in Miami. Afterwards, the players toss merchandise to the fans and original Panthers

John Vanbiesbrouck, Scott Mellanby, Gord Murphy, Paul Laus, Bill Lindsay and Rob Niedermayer are honored.

JUNE 21, 1998

The Panthers name Terry Murray head coach. He becomes the fourth coach in franchise history.

JUNE 27, 1998

The Panthers select nine players at the 1998 NHL Entry Draft in Buffalo, NY. Their top choice (30th overall) is defenseman Kyle Rossiter.

JULY 14, 1998

The Panthers' new arena in Sunrise is officially named the National Car Rental Center.

SEPTEMBER 12, 1998

The Panthers open their sixth annual training camp at the National Car Rental Center.

SEPTEMBER 19, 1998

"HockeyFest" is held at the National Car Rental Center for the first time.

SEPTEMBER 27, 1998

The Panthers face the Boston Bruins in the first preseason game at the National Car Rental Center.

OCTOBER 9, 1998

The Panthers host the Tampa Bay Lightning in the first regular-season game at the National Car Rental Center. It's the first time the Panthers have ever opened a season at home.



John Vanbiesbrouck

REGULAR SEASON RECORDS

PANTHERS ALL-TIME HISTORY

OCTOBER 30, 1998

Rookie Mark Parrish scores four goals at Chicago, setting a new club record and a team rookie record. Parrish notches two in the first period and two more in the third as the Panthers blast the Blackhawks, 7-3. Ray Whitney assists on three of the rookie's goals.

NOVEMBER 3, 1998

Mark Parrish is named NHL Rookie of the Month for October, winning the honor over Los Angeles Goaltender Manny Legace and Vancouver center Bill Muckalt. Parrish led Florida in scoring (6-2-8) for the month, leading the Cats to a 3-3-3 record.

DECEMBER 17, 1998

The Panthers announce they will have their own American Hockey League affiliate in Louisville, Kentucky, signing a long-term player development deal with the Louisville Panthers. Florida will supply a minimum of 18 players to Louisville, which will play its home games at historic Freedom Hall, home of the University of Louisville basketball team.

JANUARY 17, 1999

In the biggest trade in team history, the Panthers acquire star Right Wing Pavel Bure from the Vancouver Canucks. Florida also receives defensemen Bret Hedican and Brad Ference and a 1999 or 2000 draft choice. The Panthers send Ed Jovanovski, Dave Gagner, Mike Brown, Kevin Weekes and a 1999 or 2000 draft choice to the Canucks.

JANUARY 20, 1999

Pavel Bure scores two goals in his first game as a Panther, leading the Cats to a 5-2 victory over the Islanders in New York. Bret Hedican chips in his first two points as a Panther – both assists – in just his second game.

JANUARY 26, 1999

The Russian Rocket ignites the Cats with his first Florida hat trick. Pavel Bure's three goals force a 3-3 tie with the Flyers in Philadelphia. Bure finishes the contest with six goals in his first three games as a Panther.

JANUARY 27, 1999

Pavel Bure plays his first game at National Car Rental Center. Although he has his three-game goal-scoring streak snapped, he earns his first home point in Florida with an assist, as the Cats top Montreal, 2-1. The win extends Florida's unbeaten streak to four in Bure's first four games.

FEBRUARY 8, 1999

The Panthers announce they have signed Pavel Bure to a five-year contract extension, locking up rights to the "Russian Rocket" through the 2005-2006 season.

MARCH 3, 1999

Four games after returning from a strained right knee, Pavel Bure nets a hat trick on his first three shots against the Colorado Avalanche. But Bure is forced to leave the game when he re-injures his knee and the Cats blow a 5-0 lead by allowing seven unanswered goals. Peter Forsberg scores three goals and adds three assists as Colorado wins 7-5. Bure is out for the season, after undergoing arthroscopic surgery on March 5 and additional surgery on March 29 in Birmingham, Alabama, to repair an anterior cruciate ligament.

APRIL 17, 1999

The Panthers complete their first season at National Car Rental Center with a 6-2 home win over the Tampa Bay Lightning. Despite missing the playoffs for the second straight year, Florida improves by 15 points in the standings in its first season under Terry Murray.



Pavel Bure

PANTHERS ALL-TIME HISTORY

JUNE 25, 1999

Longtime Panther Defenseman Gord Murphy is selected by the Atlanta Thrashers in the NHL Expansion Draft. The Panthers also make a deal with Atlanta, sending Johan Garpenlov, Herbert Vasiljevs, Daniel Tarnqvist and a 1999 sixth-round draft choice to the Thrashers for goaltender Trevor Kidd.

JUNE 26, 1999

The Panthers select 18-year-old right wing Denis Shvidki as their first selection (12th overall) in the 1999 NHL Entry Draft, in Boston. The Kharkov, Ukraine, native had just completed a 94-point season with Barrie (OHL).

JULY 12, 1999

The Panthers name Chuck Fletcher general manager of the Louisville affiliate. Fletcher will also remain assistant general manager of the Florida Panthers, under Bryan Murray.

JULY 22, 1999

Hall of Fame Broadcaster Jiggs McDonald is named radio play-by-play announcer for the Florida Panthers. McDonald will team with Randy Moller on Panthers radio broadcasts for flagship radio station WQAM (560 AM).

AUGUST 9, 1999

SportsChannel Florida and the Florida Panthers announce an agreement that extends the exclusive Panthers television rights to SportsChannel Florida through the 2010-2011 season.

AUGUST 25, 1999

The Panthers name Steve Dangerfield senior vice president.

SEPTEMBER 3, 1999

Veteran players report for Panthers training camp in Hull, Quebec.

SEPTEMBER 30, 1999

The Cats send original Panther Bill Lindsay to Calgary for Flames' Captain Todd Simpson, a rugged defenseman who would lead Florida with 202 penalty minutes on the season.

OCTOBER 2, 1999

The Florida Panthers open the season with a 4-3 victory over the Washington Capitals at National Car Rental Center. It is the second straight home season-opening win for the Cats since moving to Sunrise. Pavel Bure scores the first of his team-record 58 goals in the contest, returning from major reconstructive knee surgery.

OCTOBER 12, 1999

Panthers Right Wing Pavel Bure records his 500th career NHL point, with an assist on Lance Pitlick's game-winning goal at Montreal. The Cats win 2-1.

NOVEMBER 15, 1999

The Panthers sign unrestricted free agent Forward Ray Sheppard, a playoff hero for Florida during the 1995-96 run to the Stanley Cup Finals. He is the second player in team history to return for a second tour of duty (Dallas Eakins).

NOVEMBER 19, 1999

Panthers Vice President and General Manager Bryan Murray sends goaltender Sean Burke and a fifth-round pick in the 2000 Entry Draft to Phoenix for goalie Mikhail Shtalenkov and the Coyotes' fourth-round pick in 2000.

DECEMBER 20, 1999

Panthers Right Wing Pavel Bure is named NHL Player of the Week, and celebrates by scoring a goal in his fifth straight game, establishing a new franchise record. Florida, however, falls 6-4 at home to Toronto.

DECEMBER 27, 1999

With an assist in his seventh straight game, Pavel Bure establishes another franchise record. His helper is part of a 6-1 victory at Tampa Bay.

JANUARY 1, 2000

The Panthers kick off the new millennium with a 7-5 home win over Tampa Bay. Pavel Bure ties a team record with four goals in the contest and equals his own franchise mark of three goals in a period. Mike Vernon notches his first victory in a Panthers uniform.

JANUARY 14, 2000

Original Panther and Florida captain Scott Mellanby records his 600th NHL point with a game-winning goal in a home win over Carolina, 5-1.

JANUARY 22, 2000

Pavel Bure scores his 300th NHL goal, setting a new team record for goals in a season (33) in the process. He also scores No. 301 with an overtime game-winner in a 4-3 home victory over Boston. It is also a new team record for game-winning goals in a season (8).

FEBRUARY 6, 2000

The Panthers are the highlight of the 2000 NHL All-Star Game at Air Canada Centre in Toronto. Pavel Bure wins game MVP honors with a hat trick and an assist. Center Viktor Kozlov leads all players with three assists and left wing Ray Whitney leads the North American team with a goal and an assist.

MARCH 1, 2000

Panthers Captain Scott Mellanby plays in his 1,000th NHL game. He leads the Cats by scoring the opening goal in Florida's 3-1 home victory over Toronto.

MARCH 3, 2000

Right Wing Pavel Bure's assist sets a new club record for points in a season (71), as the Panthers fall 4-2 at NY Rangers.

MARCH 10, 2000

The Panthers claim center Len Barrie off waivers from Los Angeles. Barrie, who played two games for the Cats during their inaugural season in 1993-94, becomes the third Panther ever and second this season to return to play for the Cats.

REGULAR SEASON RECORDS

PANTHERS ALL-TIME HISTORY

MARCH 11, 2000

Scott Mellanby plays in his 500th game as a Panther, recording an assist in a 5-2 home loss to Chicago.

MARCH 18, 2000

Pavel Bure sets franchise records with his fourth hat trick of the season and his sixth career Florida hat trick, in a 4-2 victory at NY Islanders.

MARCH 25, 2000

National Car Rental Center sees a National Hockey League record fall, as Pavel Bure scores a goal. Bure's tally breaks the NHL mark for goals by a brother combination in one season (89), topping the record set by Bobby and Dennis Hull in 1968-69. Pavel and his brother Valeri would combine for 93 goals on the season. The Cats beat Montreal 4-2.

APRIL 3, 2000

The Panthers' 5-2 home victory over New Jersey establishes a new franchise record for wins in a season (42).

APRIL 9, 2000

The Cats conclude their most successful season ever in terms of wins (43) and points in the standings (98).

APRIL 18, 2000

The first NHL playoff game at National Car Rental Center results in a 2-1 Panthers loss to eventual Stanley Cup

winner New Jersey.

APRIL 20, 2000

The Panthers' season comes to an end, with a 4-1 home playoff loss to New Jersey. The Cats sold out both home playoff contests (19,250).

JUNE 24, 2000

Cats acquire Goaltender Roberto Luongo and Center Olli Jokinen from the New York Islanders, in exchange for Mark Parrish and Oleg Kvasha. The trade is the talk of the 2000 NHL Entry Draft in Calgary, Alberta. The Panthers make Russian defenseman Vladimir Sapozhnikov their first selection (58th overall) at the draft.

SEPTEMBER 8, 2000

Veterans report to training camp in Hull, Quebec for the second straight year.

OCTOBER 6, 2000

The Panthers open their eighth season with a 4-3 overtime home loss to Vancouver. It is Pavel Bure's first game against his old team and he notches a goal and an assist. The Cats get a point for the overtime loss.

OCTOBER 22, 2000

Rookie Goaltender Roberto Luongo gets his first shutout with Florida, before his first win, as the Cats tie the expansion Minnesota Wild 0-0 on the road in their first



PANTHERS ALL-TIME HISTORY

meeting. Luongo makes 20 saves in the shutout – the first of a team record five he would record on the season.

NOVEMBER 6, 2000

The Panthers sign veteran Left Wing Greg Adams and trade Defenseman Jaroslav Spacek to Chicago for Anders Eriksson, in a move designed to halt an early season slide.

DECEMBER 11, 2000

At a press conference in downtown Ft. Lauderdale, NHL Commissioner Gary Bettman announces that the Panthers will host the 2003 NHL All-Star Weekend at National Car Rental Center on Feb. 1-2, 2003.

DECEMBER 28, 2000

After a 6-18-7-5 start, caused in part by a rash of early injuries, Vice President and General Manager Bryan Murray and Head Coach Terry Murray are relieved of their duties. Duane Sutter becomes the Panthers' fifth head coach.

FEBRUARY 4, 2001

Right Wing Pavel Bure notches two assists as the Panthers' lone representative in the 2001 NHL All-Star Game in Denver, Colorado.

FEBRUARY 9, 2001

Original Panther Scott Mellanby is traded to playoff contender St. Louis in exchange for prospect David Morisset and a conditional draft choice. Only Paul Laus and Rob Niedermayer remain as original Panthers.

MARCH 13, 2001

The Panthers are active at the trade deadline, swapping Ray Whitney to Columbus for Kevyn Adams, and getting draft picks for Mike Sillinger and Todd Simpson.

APRIL 3, 2001

Pavel Bure's shorthanded goal against Roman Cechmanek gives the Russian Rocket 59 tallies on the season, breaking his own franchise record.

APRIL 7, 2001

Roberto Luongo caps an outstanding rookie season with a team record fifth shutout. His 25 saves ends his year with the second-highest save percentage ever for a rookie (.920). The 3-0 win over the NY Rangers closes Florida's third season at National Car Rental Center. Pavel Bure's 59 goals on the season wins him the Maurice Richard Trophy for the second straight season, making him the first NHL player to accomplish the feat.

JUNE 5, 2001

A group of eight primary investors, led by Alan P. Cohen, CEO of generic drug maker Andx Corp., purchases the Panthers from Boca Resorts, Inc. The group of South Florida businessmen includes former NFL quarterback Bernie Kosar, auto magnates Al Maroone and Michael Maroone, Precision Response CEO David Epstein, advertising mogul Jordan Zimmerman and Andx officials Steve Cohen and Dr. Elliott Hahn. H. Wayne Huizenga, the man who brought the NHL to South Florida, stays on as a minority partner.

JUNE 7, 2001

Head Coach Duane Sutter signs a multi-year deal to remain at the helm of the Panthers.

JUNE 23, 2001

The Panthers host the first day of the two-day NHL Entry Draft at National Car Rental Center. It is South Florida's first major NHL event since the Panthers brought the Stanley Cup Finals to Miami Arena in 1996. Florida is the first "Sun Belt" team to host the NHL Entry Draft. The Cats make Canadian center Stephen Weiss their first selection in the draft (fourth overall). The Panthers also create a buzz by trading original Panther Rob Niedermayer to Calgary for Valeri Bure and Jason Wiemer.

JUNE 24, 2001

The 2001 NHL Entry Draft concludes at National Car Rental Center. A total of 9,623 fans attend the event – the most ever for a U.S.-based Draft. The Panthers draft 12 players in all. The Panthers also announce that Paul Baxter has been named assistant coach.

JULY 25, 2001

The NHL Board of Governors approves the transfer of the Panthers from Boca Resorts, Inc. to the new local ownership group, headed by Alan Cohen, Bernie Kosar and David Epstein.

SEPTEMBER 3, 2001

The Panthers open their third straight rookie camp in Hull, Quebec.

SEPTEMBER, 10, 2001

Main training camp opens in South Florida.

SEPTEMBER 22, 2001

The Panthers host "HockeyFest 2001" and NHL Breakout at National Car Rental Center, in preparation for the 2001-02 NHL season.

OCTOBER 4, 2001

Florida opens its ninth NHL season on the road at Philadelphia.

NOVEMBER 1, 2002

Panthers Left Wing Kristian Huselius is named NHL Rookie of the Month for October.

DECEMBER 3, 2001

Mike Keenan becomes the sixth head coach in Panthers history, replacing Duane Sutter. Chuck Fletcher takes over interim general manager duties.

JANUARY 16, 2002

All-Star Defenseman Sandis Ozolinsh becomes a Panther, after being acquired from Carolina along with Byron Ritchie in exchange for Bret Hedican, Kevyn Adams, Tomas Malec and a draft pick. Ozolinsh makes his Panthers debut against Chicago.

REGULAR SEASON RECORDS

PANTHERS ALL-TIME HISTORY

JANUARY 18, 2002

Panthers Goaltender Roberto Luongo and Left Wing Kristian Huselius are selected for the NHL's inaugural YoungStars Game.

MARCH 18, 2002

The Pavel Bure era ends in South Florida, as the right wing is traded to the New York Rangers for Filip Novak, Igor Ulanov and draft picks.

APRIL 1, 2002

Left Wing Niklas Hagman is named NHL Rookie of the Month for March.

APRIL 3, 2002

19-year-old Center Stephen Weiss makes his NHL debut and scores a goal as the Panthers defeat Pittsburgh at home.

APRIL 16, 2002

The Panthers win the NHL Draft Lottery and will select first overall at the 2002 NHL Entry Draft. The Cats also sign first-round picks Stephen Weiss and Lukas Krajcek to entry-level contracts.

MAY 1, 2002

The NHL announces that Panthers Left Wing Kristian Huselius is a finalist for the Calder Memorial Trophy.

MAY 6, 2002

The American Hockey League approves the purchase of an AHL franchise by the Panthers and San Antonio Spurs of the NBA. The team, named the Rampage, will play at San Antonio's new SBC Arena.

MAY 10, 2002

Rick Dudley is named Panthers general manager.

MAY 31, 2002

John Torchetti is named head coach of Florida's AHL affiliate in San Antonio.

JUNE 22-23, 2002

The Panthers trade the number one pick and still select top-ranked prospect Jay Bouwmeester with the third overall selection in the 2002 NHL Entry Draft in Toronto. The Cats also get the right to trade first-round picks with Columbus in 2003. Florida also selects Petr Taticek with the ninth overall selection, and grabs Rob Globke and Gregory Campbell in the second and third rounds, respectively. Florida finishes the 2002 Entry Draft with six selections on Day Two.

JULY 11, 2002

Scott Luce is named Panthers director of amateur scouting

SEPTEMBER 14, 2002

HockeyFest 2002 kicks off the Panthers' Ten-Year Anniversary Season at Office Depot Center.

OCTOBER 10, 2002

The Panthers open their tenth season against cross-state rival Tampa Bay at Office Depot Center.

JANUARY 29, 2003

NHL All-Star festivities begin in South Florida as the Stanley Cup arrives via boat on the Las Olas riverfront.

JANUARY 30, 2003

The NHL All-Star Block Party kicks off four days of activity at the Office Depot Center.

FEBRUARY 1, 2003

Jay Bouwmeester, Stephen Weiss and Niklas Hagman represent the Panthers and the Eastern Conference in the 2003 NHL YoungStars Game at the Office Depot Center. Weiss scores a goal and adds an assist and Bouwmeester chips in an assist. Olli Jokinen represents Florida in the 2003 All-Star Superskills Competition.

FEBRUARY 2, 2003

The Office Depot Center hosts the NHL All-Star Game, which visits South Florida for the first time. Olli Jokinen scores a goal and adds three assists in front of his home crowd in his All-Star debut. Sheryl Crow performs live in the Office Depot Center parking lot after the game.

FEBRUARY 6, 2003

Roberto Luongo stops 28 shots to become the club's all-time leader in shutouts (14), passing John Vanbiesbrouck.

FEBRUARY 18, 2003

Roberto Luongo makes 24 saves to record his sixth shutout of the season and sets a new Panthers single-season shutout record.

JUNE 13, 2003

Jay Bouwmeester is named to the NHL's All-Rookie Team.

SEPTEMBER 1, 2003

The Florida Panthers, IncredibleICE and Arena Operating Company (AOC) join forces and become one single, united entity.

OCTOBER 10, 2003

Florida opens its 11th season against division rival Carolina at the Office Depot Center.

SEPTEMBER 18, 2003

Michael Yormark is named Office Depot Center and Florida Panthers Chief Operating Officer.

NOVEMBER 9, 2003

General Manager Rick Dudley becomes the seventh head coach in Panthers history, replacing Mike Keenan. Dudley continues his role as general manager. Steve Ludzik becomes an assistant coach.

JANUARY 8, 2004

Nathan Horton becomes the youngest player in NHL history to successfully attempt a penalty shot at 18 years, 224 days, beating Philadelphia Flyers Goalie Jeff Hackett.

FEBRUARY 7, 2004

Roberto Luongo represents the Panthers and the Eastern Conference in the 2004 All-Star Superskills Competition, winning the goaltending event.

FEBRUARY 8, 2004

Roberto Luongo participates in the NHL All-Star game, allowing just one goal on nine shots.



PANTHERS ALL-TIME HISTORY

FEBRUARY 9, 2004

Assistant Coach John Torchetti becomes the eighth head coach in Panthers history. Rick Dudley continues his duties as general manager.

MARCH 2, 2004

Roberto Luongo makes 29 saves to record his seventh shut-out of the season, a new Panthers record.

MAY 2004

The NHL announces that Roberto Luongo is a finalist for the Vezina Trophy.

MAY 26, 2004

Mike Keenan named as the Panthers new general manager, replacing Rick Dudley. Jacques Martin becomes the ninth head coach in Panthers history, replacing John Torchetti.

JUNE 26, 2004

The Florida Panthers select Center Rostislav Olesz from the Czech Republic with the seventh overall pick of the 2004 NHL Entry Draft.

JUNE 7, 2005

The Office Depot Center, Florida Panthers and incredible ICE announce the formation of Sunrise Sports and Entertainment (SSE). Sunrise Sports and Entertainment serves as an umbrella for all of its operating entities: the Office Depot Center, the Florida Panthers, incredible ICE, the Sinatra Theatre, SSE Publications, SSE Strategic Partnerships and SSE Business Development.

JUNE 20, 2005

The Panthers are awarded the 2005 "Stanley Cup of Business" from the Street & Smith's SportsBusiness Journal.

JULY 7, 2005

Sports Radio 560 WQAM signs a two-year contract with the Panthers to retain radio rights.

JULY 22, 2005

The NHL's Board of Governors ratifies the terms of a six-year Collective Bargaining Agreement negotiated with the NHL Players' Association, ending a 310-day work stoppage.

JULY 30, 2005

Florida selects Left Wing Kenndal McArdle with 20th Overall Pick in the 2005 NHL Entry Draft. The Panthers acquired the pick after trading their 29th overall selection and a second round pick in the 2006 draft to the Philadelphia Flyers.

AUGUST 1, 2005

The Panthers ink free agent NHL All-Star veterans Joe Nieuwendyk and Gary Roberts to two-year contracts. Nieuwendyk and Roberts bring a combined four Stanley Cup rings to the Panthers as well as over 2,000 games played.

AUGUST 2, 2005

NHL Veteran Martin Gelinas signs a two-year contract, adding another player with over 1,000 games played to the club. Gelinas also brings to the club Stanley Cup experience, appearing with four teams and winning a Cup with Edmonton.

AUGUST 17, 2005

Rostislav Olesz, the top pick from 2004 NHL Entry Draft, signs three-year entry-level contract with the Panthers.

AUGUST 22, 2005

Panthers announce a one-year affiliation agreement with the Florida Everblades of the ECHL.

AUGUST 31, 2005

The Panthers announce an agreement with the Buffalo Sabres to place Panthers prospects with Buffalo's American Hockey League affiliate, the Rochester Americans.



Nathan Horton

REGULAR SEASON RECORDS

PANTHERS ALL-TIME HISTORY

SEPTEMBER 6, 2005

In a joint press conference, Sunrise Sports & Entertainment and BankAtlantic announce a new naming rights agreement for the home of the Panthers, the BankAtlantic Center.

OCTOBER 5, 2005

The Panthers open their 12th NHL season against Southeast Division rival Atlanta.

OCTOBER 7, 2005

For the first time in their history, the Panthers record back-to-back shutouts to open the season. Oct. 5, the Cats shutout Atlanta 2-0, and on Oct. 7 the Cats shut out Tampa Bay 2-0.

OCTOBER 20, 2005

The Panthers set a new franchise record with 28 shots on goal in the second period versus the Washington Capitals.

NOVEMBER 19, 2005

Gary Roberts record his 400th career NHL goal against the New York Islanders.

NOVEMBER 25, 2005

Olli Jokinen records his first career NHL hat trick versus the Pittsburgh Penguins.

DECEMBER 13, 2005

Nathan Horton records his first career NHL hat trick, becoming the youngest Panther ever to accomplish this feat (20 years old).

FEBRUARY 14-27, 2006

Six Cats represented the Panthers at the 2006 Torino Winter Olympic Games with Olli Jokinen (Finland) collecting a Silver Medal and Rostislav Olesz (Czech Republic) collecting a Bronze Medal. Jacques Martin (Canada), Jay Bouwmeester (Canada), Roberto Luongo (Canada) and Jozef Stumpel (Slovakia) also were selected to represent their respective countries at the Olympics.

MARCH 20, 2006

Olli Jokinen scores his fourth overtime goal of the season, tying an NHL record for overtime goals in one season since the five-minute overtime period was adopted.

APRIL 13, 2006

Against Ottawa, Roberto Luongo sets a franchise record with his 107th victory in a Panther uniform surpassing the mark of 106 set by John Vanbiesbrouck.

MAY 11, 2006

The Panthers host the first "Cats Cookout" at the BankAtlantic Center. The event features players, food, and drinks, and allows fans to purchase season tickets for the upcoming season.

JUNE 23, 2006

The Cats send G Roberto Luongo and D Lukas Krajicek to Vancouver in exchange for RW Todd Bertuzzi, G Alex Auld and D Bryan Allen.

JUNE 24, 2006

The Panthers select Center Michael Frolik with the 10th overall pick in the 2006 NHL Entry Draft.

SEPTEMBER 3, 2006

Head Coach Jacques Martin becomes the new general manager following the resignation of Mike Keenan. Martin continues his role as head coach becoming the only person in the NHL to hold both positions at the same time.

SEPTEMBER 23, 2006

The Panthers and New York Rangers play an exhibition game in San Juan, Puerto Rico marking the first time an NHL game is played in the Caribbean.

OCTOBER 6, 2006

Florida opens its 13th season. Alex Auld records his first win as a Panther as Florida defeats Boston 8-3 in front of a sold-out BankAtlantic Center crowd. Todd Bertuzzi records four



Joe Nieuwendyk

PANTHERS ALL-TIME HISTORY

points (1-3-4) in his first game setting a record for most points by a Panthers player in his debut game.

OCTOBER 28, 2006

The Florida Panthers enter a shootout with the NY Islanders that lasts 10 rounds, the longest shootout in franchise history.

OCTOBER 20, 2006

Florida defeats Philadelphia at the BankAtlantic Center to improve to 4-0 at home to open the season. The 4-0 start ties the Cats record set during the 1995-96 season. Also on that night, Olli Jokinen scored the GWG setting a new Cats record with his 24th GWG as a member of the Panthers.

NOVEMBER 2, 2006

Florida Panthers head coach Jacques Martin posts the 450th win of his career, the 13th coach to ever reach that mark.

NOVEMBER 16, 2007

Olli Jokinen records a hat trick, the second of his career in a 5-1 win over Montreal.

DECEMBER 29, 2007

A Panthers franchise record 19,772 fans pack the BankAtlantic Center to watch Florida defeat Montreal 3-1.

JANUARY 10, 2007

Olli Jokinen records his second hat trick of the season and third overall in a 5-2 victory over the Pittsburgh Penguins.

JANUARY 13, 2007

Stephen Weiss records his first career NHL hat trick in a 7-3 victory over the Washington Capitals. Weiss' hat trick becomes the second consecutive at home by a Florida Panther. Florida also records a franchise-high 54 shots on goal in the win.

JANUARY 16, 2007

The Florida Panthers franchise plays their 1000th regular season game versus the Carolina Hurricanes.

JANUARY 26, 2007

The Panthers announce the hiring of Randy Sexton as the team's new assistant general manager.

FEBRUARY 13, 2007

Ed Belfour records his 76th career shutout to tie Tony Esposito for eighth on the NHL's all-time shutouts list at Montreal.

FEBRUARY 27, 2007

Olli Jokinen records his third hat trick of the season in a 6-5 shootout win over Washington.

MARCH 3, 2007

GM/Head Coach Jacques Martin coaches in his 1000th career NHL game against Tampa Bay.

MARCH 6, 2007

Stephen Weiss becomes the youngest Panther in franchise history to wear the "A" on his sweater when he takes the ice in Atlanta.

MARCH 17, 2007

Olli Jokinen records a franchise record six points (2-4-6) in one game on March 17 in an 8-5 win over the NY Islanders.

MARCH 22, 2007

Chris Gratton plays in his 1000th career NHL game against Ottawa.

MARCH 27, 2007

Ed Belfour sets a new Panthers record playing in his 27th consecutive game in net.

APRIL 7, 2007

Martin Gelinas scores his 300th career NHL goal against Carolina.

APRIL 26, 2007

The Florida Panthers announce the hiring of former Panther Joe Nieuwendyk as the team's new special assistant to the general manager.

JUNE 21, 2007

The Panthers ink Nathan Horton to the longest contract at the time in franchise history, signing him to a six-year deal.

JUNE 22, 2007

Florida again pulls off a blockbuster trade at the NHL Entry Draft acquiring G Tomas Vokoun from Nashville in exchange for three draft picks. Florida also selects D Keaton Ellerby with the 10th overall pick at the 2007 NHL Entry Draft.

JULY 1, 2007

The Panthers are active on the first day of free agency signing Radek Dvorak, Brett McLean and Richard Zednik.

JULY 16, 2007

The Florida Panthers announce that the team's games will now be heard on 790 The Ticket. Also, radio play-by-play announcer Steve Goldstein becomes the team's new television play-by-play voice on FSN Florida.

JULY 28, 2007

The Panthers host a reunion game at the BankAtlantic Center for the "Year of the Rat", the 1996 Panthers that won the Eastern Conference Championship. At the reunion the Panthers unveil their new jerseys for the upcoming season.

OCTOBER 4, 2007

Florida opens its 14th season. Brett McLean scores a goal in his first game as a Panther but the Cats fall to the NY Rangers in Madison Square Garden 5-2.

REGULAR SEASON RECORDS

PANTHERS ALL-TIME HISTORY

OCTOBER 24, 2007

Panthers Captain Olli Jokinen sets two new franchise records as he records two goals against Philadelphia to record his 355th point and 158th goal as a Panther.

NOVEMBER 28, 2007

Panthers head coach Jacques Martin sets a new franchise record with his 84th coaching victory as Cats bench boss in a 2-1 shootout win over Washington.

JANUARY 19, 2008

18-year old Shawn Matthias scores his first two career NHL goals in only his second career NHL game in Washington. Matthias had made his NHL debut the night before in New Jersey.

FEBRUARY 5, 2008

Florida sets a franchise record for largest margin of victory as well as most goals ever scored in a road game as they defeat Toronto at the Air Canada Center 8-0 behind a Richard Zednik hat-trick.

MARCH 2, 2008

Panthers Craig Anderson sets a modern day NHL record by stopping 53 shots in a 1-0 shutout, the most saves ever recorded in an NHL shutout.

MARCH 4, 2008

The Panthers and Craig Anderson set an NHL record by recording their second consecutive 1-0 road shutout. Anderson records his second consecutive shutout and his 93 combined saves in two games sets an NHL record.

MARCH 16, 2008

Florida ties two franchise records by recording their seventh consecutive victory and fifth consecutive home victory in a 3-1 win over Atlanta.

APRIL 4, 2008

Florida sets a new franchise record by winning their 19th road game of the season in a 4-3 win at Carolina.

MAY 16, 2008

The Panthers announce that Jacques Martin has agreed to a contract extension to remain solely as the team's General Manager through the 2011-12 season.

JUNE 13, 2008

The Panthers officially announce Peter DeBoer as the franchise's 10th head coach in team history.

JUNE 19, 2008

The Panthers announce they have agreed to a full affiliation with the Rochester Americans of the American Hockey League. For the past three seasons Florida had split its affiliation with Buffalo.

JUNE 20, 2008

Florida acquires defensemen Keith Ballard and Nick Boynton as well as a second round pick from the Phoenix Coyotes in exchange for the Panthers Olli Jokinen.

JUNE 30, 2008

Florida announces they have signed RW Rostislav Olesz to a franchise record-tying six-year contract.

SEPTEMBER 2, 2008

Florida acquires D Bryan McCabe and a fourth-round pick from Toronto in exchange for D Mike Van Ryn.

SEPTEMBER 9, 2008

Florida announces they have signed D Keith Ballard to a six-year contract extension beginning with the 2009-10 season.

OCTOBER 11, 2008

Peter DeBoer earns his first NHL head coaching victory a 3-2 win over Atlanta, a day after making his coaching debut at Carolina. Michael Frolik makes his NHL debut.

NOVEMBER 2, 2008

Jay Bouwmeester played his 400th career NHL game at Atlanta.

MARCH 7, 2009

With his hat trick in Florida's 5-3 win against the St. Louis Blues, David Booth became the fourth Panthers player to record two hat tricks in a season.

MARCH 28, 2009

Cory Stillman recorded his 250th career NHL goal at Dallas. Radek Dvorak records his 500th career NHL point with an assist at Dallas.

APRIL 11, 2009

With his two goal effort in Florida's 7-4 win over Washington, David Booth became the sixth player in Panthers history to score at least 30 goals in a season.

MAY 6, 2009

Panthers announce the restructuring of hockey club's broadcast teams. Steve Goldstein will continue the television play-by-play with Bill Lindsay joining him as color analyst, and as Randy Moller will be calling the Panthers radio broadcasters 790 The Ticket.

MAY 15, 2009

The Panthers announced that they are to open their 2009 Training Camp in Port Hawkesbury, Nova Scotia, where they will play their first pre-season game against Ottawa on Tuesday, Sep. 15 in Halifax.

JUNE 1, 2009


Jacques Martin accepts head coaching position with the Montreal Canadiens. Alternate Governor Bill Torrey selected to lead the search for the club's new general manager.

JUNE 19, 2009

The Panthers acquire veteran center Steven Reinprecht from the Phoenix Coyotes in exchange for prospect Stefan Meyer. Reinprecht then signs a three-year deal with the team.

JUNE 26, 2009

Florida drafts Russian defenseman Dmitry Kulikov with their first-round pick (#14 overall) at the 2009 draft, held in Montreal.



PANTHERS ALL-TIME HISTORY

JUNE 27, 2009

Florida trades former first-round pick Jay Bouwmeester to Calgary for defenseman Jordan Leopold and a third-round pick in the 2009 draft. The Panthers then use that pick (#67 overall) on speedy winger Josh Birkholz from the US-18 program.

JULY 1, 2009

The Panthers re-sign dynamic forward David Booth to a six-year extension and Radek Dvorak to a two-year deal and sign goaltender Scott Clemmensen (3-years) and defenseman Ville Koistinen (2-years).

AUGUST 31, 2009

Robb Tallas is hired as the club's goaltending consultant.

SEPTEMBER 13, 2009

The Panthers open the 2009 training camp in Port Hawkesbury.

OCTOBER 2, 2009

Randy Sexton is named the Panthers' new General Manager and the eighth in franchise history.

OCTOBER 2, 2009

The Panthers open the 2009-10 NHL season with a 4-3 shootout victory over the Chicago Blackhawks at the Hartwall Areena in Helsinki, Finland. It is the NHL's first regular season game ever played in Finland.

NOVEMBER 6, 2009

Bryan McCabe plays in his 1,000th career NHL game against the Washington Capitals.

NOVEMBER 16, 2009

Sunrise Sports & Entertainment announces that Cliff Viner and Stu Siegel assume the roles of Co-Managing Partners of SSE, the Florida Panthers and the BankAtlantic Center. Under the new ownership structure, Viner is the club's Chairman and Alternate Governor, while Siegel is the Chief Executive Officer and NHL Governor.

NOVEMBER 23, 2009

Radek Dvorak plays in his 500th game as a Panther in a loss at Pittsburgh. Dvorak becomes the seventh player in franchise history to appear in 500 games with the team.

DECEMBER 7, 2009

Radek Dvorak plays in his 1,000th NHL game against the Edmonton Oilers.

FEBRUARY 16-28, 2010

Goaltender Tomas Vokoun (Czech Republic) and defenseman Dennis Seidenberg (Germany) represent their countries at the 2010 Winter Olympics in Vancouver, British Columbia.

MARCH 9, 2010

The Panthers collect the 500th victory in franchise history in a 3-2 shootout win over the Minnesota Wild. They also set a new franchise low for shots against in a single game (including overtime) by holding the Wild to just 11 shots.

MARCH 20, 2010

The Panthers unveil their new Den Of Honor prior to a game against the Buffalo Sabres. The Den of Honor commemorates key figures and events in team history as well as the growth of youth and high school hockey in South Florida. Notable Panthers alumni including Brian Skrudland, Scott Mellanby, Bill Lindsay and Paul Laus appear at the Den's opening.

MARCH 21, 2010

Stephen Weiss scores his 100th NHL goal in a 5-2 win over the Tampa Bay Lightning.

APRIL 10, 2010

Bryan McCabe records his 1,000th NHL point with an assist in a 4-3 loss against the Tampa Bay Lightning.

MAY 17, 2010

The Panthers hire Dale Tallon as the ninth General Manager in franchise history.

JUNE 8, 2010

The Panthers announce that, beginning with the 2010-11 NHL season, all radio broadcasts will move from ESPN Radio 790 The Ticket to 560 WQAM, which had served as the team's radio partner from 1993-2007.

JUNE 22, 2010

The Panthers trade centers Nathan Horton and Gregory Campbell to the Boston Bruins in exchange for defenseman Dennis Wideman and two Draft picks, including the Bruins' first round pick in the 2010 NHL Entry Draft (15th overall).

JUNE 25, 2010

Florida trades defenseman Keith Ballard and right wing Victor Oreskovich to the Vancouver Canucks in exchange for right wings Michael Grabner and Steve Bernier and the Canucks' first round selection in the 2010 NHL Entry Draft (25th overall)

JUNE 25, 2010

The Panthers own three selections in the first round of the 2010 NHL Entry Draft, held at the Staples Center in Los Angeles. With their first pick (#3 overall) they select defenseman Erik Gudbranson. They also select center Nick Bjugstad (#19 overall) and left wing Quinton Howden (#25 overall) in the first round. They make 13 selections over the two day period.

JULY 23, 2010

Cliff Viner takes over as General Partner, Chairman & CEO of the Florida Panthers Hockey Club and the BankAtlantic Center. Viner is now solely responsible for all decisions as it relates to SSE and all of its operating entities.

REGULAR SEASON RECORDS

PANTHERS ALL-TIME HISTORY

OCTOBER 23, 2010

The Panthers honor former President Bill Torrey by raising his jersey to the rafters. Florida goes onto win the game 4-3 over the New York Islanders.

NOVEMBER 3, 2010

The Panthers post a franchise record 55 shots on goal against Atlanta at the BankAtlantic Center. Two nights later they record 50 shots on goal against Carolina. The 105 shots was the highest two-game total in the NHL since the New York Rangers posted 107 shots in two games in 1994.

NOVEMBER 12, 2010

Radek Dvorak becomes the franchise's all-time games played leader when he takes to the ice against Minnesota for his 574th game as a Panther, passing Robert Svehla. Dvorak finishes with 613 games before being traded to Atlanta at the trade deadline.

FEBRUARY 3, 2011

Cory Stillman becomes the 262nd player in NHL history to skate in 1,000 career games when he skates against Philadelphia at the BankAtlantic Center.

APRIL 9, 2011

The Panthers play in their 49th one-goal game of the season, a 1-0 victory over Washington to end the 2010-11 campaign. It's the most one-goal games (excluding ties) in franchise history, surpassing the 47 games in 2007-08.

JUNE 1, 2011

The Panthers hire former Portland Pirates coach Kevin Dineen as head coach. Dineen was responsible for coaching the last three AHL Rookies of the Year.

JUNE 25, 2011

The Panthers acquire All-Star defenseman Brian Campbell from the Chicago Blackhawks in exchange for Rostislav Olesz at the NHL Draft in Minnesota. Florida uses their first round pick (3rd overall) on Memorial Cup MVP Jonathan Huberdeau (Saint John) earlier that night and goes on to select 10 players overall. The Panthers cap off the momentous night when they unveil their new red home jerseys with the announcement of Huberdeau as their selection.

JULY 1, 2011

GM Dale Tallon is very active on the first day of free agency, signing Sean Bergenheim, Tomas Fleischmann, Marcel Goc, Ed Jovanovski, Jose Theodore, Scottie Upshall, and Nolan Yonkman while acquiring Kris Versteeg from the Flyers.

JULY 8, 2011


The Panthers host an introductory press conference to introduce the new players signed in free agency or acquired via trade over a week span at the end of June and beginning of July. The players present include Matt Bradley, Brian Campbell, Tomas Fleischmann, Ed Jovanovski, Tomas Kopecky, Jose Theodore, Scottie Upshall, Kris Versteeg and Nolan Yonkman.

NOVEMBER 10, 2011

The Panthers make their first trip to Winnipeg since 1996 and come away victorious, 5-2. Kris Versteeg tallies his first career hat trick and the only one of the season for the Panthers.

NOVEMBER 21, 2011

The Panthers find themselves down three goals after the first period against the New Jersey Devils. The Comeback Cats then proceed to score two goals in the second and



PANTHERS ALL-TIME HISTORY

two more in the third to get their largest regulation comeback in franchise history.

JANUARY 16, 2012

Forward Stephen Weiss becomes the franchise's all-time leader in assists when he records his 232nd against Boston.

FEBRUARY 23, 2012

Stephen Weiss becomes the franchise's all-time leader in games played when he takes the ice against Minnesota for his 614th game. Weiss finishes the season with 637.

FEBRUARY 28, 2012

The Panthers jump out to a big lead against Toronto from the onset behind goals by Marcel Goc and Mike Santorelli. The quick 2-0 lead just 2:21 into the game is the fastest two goals in an away game in franchise history.

MARCH 11, 2012

After a 2-0 victory against the Hurricanes, the Panthers stand atop the Southeast Division at the latest point in franchise history. The previous best was March 10th, 2000.

MARCH 23, 2012

Defenseman Jason Garrison sets a franchise record for goals by a blueliner with his 16th against Edmonton.

APRIL 7, 2012

After a 12 year playoff drought spanning 10 seasons, the Panthers finally get the monkey off their back as they defeat the Hurricanes 4-1 to clinch their first Southeast Division crown.

APRIL 15, 2012

The Panthers win their first playoff game since April 17, 1997. Forward Stephen Weiss scores two goals in his playoff debut and Goalie Jose Theodore stops 23 shots to defeat the Devils, 4-2 in Game Two at the BankAtlantic Center

JUNE 22-23, 2012

In their latest first round selection since the 2000 NHL Draft (28th overall) the Panthers select D Michael Matheson from Dubuque (USHL) with the 23rd overall selection in Pittsburgh. Florida makes five selections overall.

SEPTEMBER 10, 2012

Sunrise Sports & Entertainment and BB&T announce a new 10-year naming rights agreement for the home of the Panthers, the BB&T Center.

JANUARY 12, 2013

The NHL Players Association accepts the NHL's collective bargaining proposal, putting an end to the 113-day labor dispute that reduced the league's season from 82 to 48

games. The NHL season kicks off January 19.

JANUARY 16, 2013

Defenseman Ed Jovanovski named captain of the Panthers. a 17-year veteran became the seventh captain in franchise history.

FEBRUARY 26, 2013

Right Wing Tomas Kopecky netted his first career hat trick, recording four points (3-1-4) in a 6-4 win vs Pittsburgh.

MARCH 5, 2013

Jonathan Huberdeau became the first Panther to score on two penalty shots in a season, and the first rookie to do so since David Vyborny (2000-01).

MARCH 1, 2013

Jonathan Huberdeau was named NHL's Rookie of the Month. He recorded nine points (6-3-9) in 13 games leading all rookies in goal scoring with six goals.

MARCH 5, 2013

Markstrom won his first career home game with a 4-1 victory vs. Winnipeg. He faced 31 shots (30 saves), posting a .968 SV%.

JUNE 15, 2013

Jonathan Huberdeau wins the Calder Trophy selected as the rookie most proficient in his first year of competition in the NHL. Huberdeau becomes the first Panther to win the award.

JUNE 30, 2013

The Panthers select Aleksander Barkov with the second overall pick in the 2013 NHL Entry Draft.





PLAYOFF REVIEW AND RECORDS

2013 NHL PLAYOFF RESULTS

Conference Quarterfinals

Eastern Conference

SERIES 'A'

1. Wed. May 1.....NY Islanders 0, Pittsburgh 5
2. Fri. May 3.....NY Islanders 4, Pittsburgh 3
3. Sun. May 5.....Pittsburgh 5, NY Islanders 4 (OT)
4. Tue. May 7.....Pittsburgh 4, NY Islanders 6
5. Thu. May 9.....NY Islanders 0, Pittsburgh 4
6. Sat. May 11.....Pittsburgh 4, NY Islanders 3 (OT)
(Pittsburgh win series 4-2)

SERIES 'B'

1. Thu. May 2.....Ottawa 4, Montreal 2
2. Fri. May 3.....Ottawa 1, Montreal 3
3. Sun. May 5.....Montreal 1, Ottawa 6
4. Tues. May 7.....Montreal 2, Ottawa 3 (OT)
5. Thu. May 9.....Ottawa 6, Montreal 1
(Ottawa wins series 4-1)

SERIES 'C'

1. Thu. May 2.....NY Rangers 1, Washington 3
2. Sat. May 4.....NY Rangers 0, Washington 1(OT)
3. Mon. May 6.....Washington 3, NY Rangers 4
4. Wed. May 8.....Washington 3, NY Rangers 4
5. Fri. May 10.....NY Rangers 1, Washington 2 (OT)
6. Sun. May 12.....Washington 0, NY Rangers 1
7. Mon. May 13.....NY Rangers 5, Washington 0
(NY Rangers win series 4-3)

SERIES 'D'

1. Wed. May 1.....Toronto 1, Boston 4
2. Sat. May 4.....Toronto 4, Boston 2
3. Mon. May 6.....Boston 5, Toronto 2
4. Weds. May 8.....Boston 4, Toronto 3 (OT)
5. Fri. May 10.....Toronto 2, Boston 1
6. Sun. May 12.....Boston 1, Toronto 2
7. Mon. May 13.....Toronto 4, Boston 5 (OT)
(Boston wins series 4-3)

Western Conference

SERIES 'E'

1. Tue. Apr 30.....Minnesota 1, Chicago 2 (OT)
2. Fri. May 3.....Minnesota 2, Chicago 5
3. Sun. May 5.....Chicago 2, Minnesota 3 (OT)
4. Tue. May 7.....Chicago 3, Minnesota 0
5. Thu. May 9.....Minnesota 1, Chicago 5
(Chicago wins series 4-1)

SERIES 'F'

1. Tue. Apr. 30.....Detroit 1, Anaheim 3
2. Thu. May 2.....Detroit 5, Anaheim 4 (OT)
3. Sat. May 4.....Anaheim 4, Detroit 0
4. Mon. May 6.....Anaheim 2, Detroit 3 (OT)
5. Wed. May 8.....Detroit 2, Anaheim 3 (OT)
6. Fri. May 10.....Anaheim 4, Detroit 4 (OT)
7. Sun. May 12.....Detroit 3, Anaheim 2
(Detroit wins series 4-3)

SERIES 'G'

1. Wed. May 1.....San Jose 3, Vancouver 1
2. Fri. May 3.....San Jose 3, Vancouver 2 (OT)
3. Sun. May 5.....Vancouver 2, San Jose 5
4. Tue. May 7.....Vancouver 3, San Jose 4 (OT)
(San Jose wins series 4-0)

SERIES 'H'

1. Tue. Ap. 30.....Los Angeles 1, St. Louis 2 (OT)
2. Thu. May 2.....Los Angeles 1, St. Louis 2
3. Sat. May 4.....St. Louis 0, Los Angeles 1
4. Mon. May 6.....St. Louis 3, Los Angeles 4
5. Wed. May 8.....Los Angeles 3, St. Louis 2 (OT)
6. Fri. May 10.....St. Louis 1, Los Angeles 2
(Los Angeles wins series 4-2)

Conference Semifinals

Eastern Conference

SERIES 'I'

1. Tue. May 14.....Pittsburgh 1, Ottawa 0
2. Fri. May 17.....Pittsburgh 4, Ottawa 3
3. Sun. May 19.....Ottawa 2, Pittsburgh 1 (2 OT)
4. Wed. May 22.....Ottawa 3, Pittsburgh 7
5. Fri. May 24.....Pittsburgh 6, Ottawa 2
(Pittsburgh wins series 4-1)

SERIES 'J'

1. Thu. May 16.....Boston 3, NY Rangers 2 (OT)
2. Sun. May 19.....Boston 5, NY Rangers 2
3. Tue. May 21.....NY Rangers 1, Boston 2
4. Thu. May 23.....NY Rangers 4, Boston 3 (OT)
5. Sat. May 25.....Boston 3, NY Rangers 1
(Boston wins series 4-1)


Western Conference

SERIES 'K'

1. Wed. May 15.....Chicago 4, Detroit 1
2. Sat. May 18.....Chicago 1, Detroit 4
3. Mon. May 20.....Detroit 3, Chicago 1
4. Thu. May 23.....Detroit 2, Chicago 0
5. Sat. May 25.....Chicago 4, Detroit 1
6. Mon. May 27.....Detroit 3, Chicago 4
7. Wed. May 29.....Chicago 2, Detroit 1 (OT)
(Chicago wins series 4-3)

SERIES 'L'

1. Tue. May 14.....Los Angeles 2, San Jose 0
2. Thu. May 16.....Los Angeles 4, San Jose 3
3. Sat. May 18.....San Jose 2, Los Angeles 1
4. Tue. May 21.....San Jose 2, Los Angeles 1
5. Thu. May 23.....Los Angeles 3, San Jose 0
6. Sun. May 26.....San Jose 2, Los Angeles 1
7. Tue. May 28.....Los Angeles 2, San Jose 1
(Los Angeles wins series 4-3)



2013 NHL PLAYOFF RESULTS

Conference Finals

Eastern Conference

SERIES 'M'

1. Sat. June 1.....	Pittsburgh 0, Boston 3
2. Mon. June 3.....	Pittsburgh 1, Boston 6
3. Wed. June 5.....	Boston 2, Pittsburgh 1 (2 OT)
4. Fri. June 7.....	Boston 1, Pittsburgh 0

(Boston wins series 4-0)

Western Conference

SERIES 'N'

1. Sat. June 1.....	Chicago 2, Los Angeles 1
2. Sun. June 2.....	Chicago 4, Los Angeles 2
3. Tue. June 4.....	Los Angeles 3, Chicago 1
4. Thu. June 6.....	Los Angeles 2, Chicago 3
5. Sat. June 8.....	Chicago 3, Los Angeles 2 (2 OT)

(Chicago wins series 4-1)

Stanley Cup Finals

SERIES 'O'

1. Wed. June 12.....	Chicago 4, Boston 3 (3 OT)
2. Sat. June 15.....	Chicago 1, Boston 2 (OT)
3. Mon. June 17.....	Boston 2, Chicago 0
4. Wed. June 19.....	Boston 5, Chicago 6 (OT)
5. Sat. June 22.....	Chicago 3, Boston 1
6. Mon. June 24.....	Chicago 3, Boston 2

(Chicago wins series 4-2)

2013 NHL PLAYOFF LEADERS

Individual Scoring Leaders

PLAYER	TEAM	GP	G	A	PTS	PIM
David Krejci	BOS	22	9	17	26	14
Patrick Kane	CHI	23	9	10	19	8
Milan Lucic	BOS	22	7	12	19	14
Nathan Horton	BOS	22	7	12	19	14
Bryan Bickell	CHI	23	9	8	17	14

Defensemen Scoring Leaders

PLAYER	TEAM	GP	G	A	PTS	PIM
Kris Letang	PIT	15	3	13	16	8
Zdeno Chara	BOS	22	3	11	14	20
Slava Voykov	LAK	18	6	7	13	0
Duncan Keith	CHI	23	2	11	13	18
Paul Martin	PIT	15	2	9	11	4

Individual Rookie Scoring Leaders

PLAYER	TEAM	GP	G	A	PTS	PIM
Torey Krug	BOS	15	4	2	6	0
Jean-Gabriel Pageau	OTT	10	4	2	6	8
Tyler Toffoli	LAK	12	2	4	6	0
Brandon Saad	CHI	23	1	5	6	4

Goals-Against Average (Min. 7 GP)

GOALTENDER	TEAM	GPI	MINS	GA	AVG
Corey Crawford	CHI	23	1503:54	46	1.84
Jonathan Quick	LAK	18	1099:00	34	1.86
Antti Niemi	SJS	11	673:07	21	1.87
Tuukka Rask	BOS	22	1465:55	46	1.88
Tomas Vokoun	PIT	11	685:13	23	2.01

Wins (Min. 7 GP)

GOALTENDER	TEAM	GPI	MINS	W	L
Corey Crawford	CHI	23	1503:54	16	7
Tuukka Rask	BOS	22	1465:55	14	8
Jonathan Quick	LAK	18	1099:00	9	9
Antti Niemi	SJS	11	673:07	7	4
Jimmy Howard	DET	14	859:28	7	7

Save Percentage (Min. 7 GP)

GOALTENDER	TEAM	GPI	MINS	GA	SA	S%	W	L
Tuukka Rask	BOS	22	1465:55	46	761	.940	14	8
Jonathan Quick	LAK	18	1099:00	34	518	.934	9	9
Henrik Lundqvist	NYR	12	756:15	27	411	.934	5	7
Tomas Vokoun	PIT	11	685:13	23	345	.933	6	5
Corey Crawford	CHI	23	1503:54	46	674	.932	16	7

PANTHERS ALL-TIME PLAYOFF HISTORY

1996 Eastern Conference Quarterfinals

DATE	OPPONENT	RESULT	SCORE	ATTENDANCE	GOALS
4/17	Boston	W	6-3	14,703*	Sheppard (2), Hough, Hull, <u>Woolley</u> , Garpenlov
4/22	Boston	W	6-2	14,703*	Jovanovski, Sheppard, <u>Lowry (2)</u> , Woolley,
Garpenlov					
4/24	@ Boston	W	4-2	14,922	Hull (2), Mellanby, <u>Hough</u>
4/25	@ Boston	L	2-6	14,810	Lindsay, Sheppard
4/27	Boston	W	4-3	14,703*	Skrudland, Laus, Lowry, <u>Lindsay</u>

1996 Eastern Conference Semifinals

DATE	OPPONENT	RESULT	SCORE	ATTENDANCE	GOALS
5/2	@ Philadelphia	W	2-0	17,380	<u>Barnes</u> , Lowry
5/4	@ Philadelphia	L	2-3	17,380	Sheppard, Lowry
5/7	Philadelphia	L	1-3	14,703*	Laus
5/9	Philadelphia	W-OT	4-3	14,703*	Niedermayer (2), Barnes, <u>Lowry</u>
5/12	@ Philadelphia	W-2OT	2-1	17,380	Barnes, <u>Hough</u>
5/14	Philadelphia	W	4-1	14,703*	Lindsay, <u>Niedermayer</u> , Lowry, Garpenlov

1996 Eastern Conference Finals

DATE	OPPONENT	RESULT	SCORE	ATTENDANCE	GOALS
5/18	@ Pittsburgh	W	5-1	17,355	Lowry (2), <u>Fitzgerald (2)</u> , Mellanby
5/20	@ Pittsburgh	L	2-3	17,181	Sheppard, Lindsay
5/24	Pittsburgh	W	5-2	14,703*	Sheppard, Dvorak, <u>Barnes (2)</u> , Straka
5/26	Pittsburgh	L	1-2	14,703*	Lowry
5/28	@ Pittsburgh	L	0-3	17,355	
5/30	Pittsburgh	W	4-3	14,703*	Mellanby, Lindsay, Straka, <u>Niedermayer</u>
6/1	@ Pittsburgh	W	3-1	17,355	Hough, <u>Fitzgerald</u> , Garpenlov

1996 Stanley Cup Finals

DATE	OPPONENT	RESULT	SCORE	ATTENDANCE	GOALS
6/4	@ Colorado	L	1-3	16,061	Fitzgerald
6/6	@ Colorado	L	1-8	16,061	Barnes
6/8	Colorado	L	2-3	14,703*	Sheppard, Niedermayer
6/10	Colorado	L-3OT	0-1	14,703*	

1997 Eastern Conference Quarterfinals

DATE	OPPONENT	RESULT	SCORE	ATTENDANCE	GOALS
4/17	NY Rangers	W	3-0	14,703*	<u>Garpenlov</u> , Muller, Niedermayer
4/20	NY Rangers	L	0-3	14,703*	
4/22	@ NY Rangers	L-OT	3-4	18,200	Garpenlov, Sheppard, Svehla
4/23	@ NY Rangers	L	2-3	18,200	Niedermayer, Nemirovsky
4/25	NY Rangers	L-OT	2-3	14,703*	Hough, Sheppard

2000 Eastern Conference Quarterfinals

DATE	OPPONENT	RESULT	SCORE	ATTENDANCE	GOALS
4/13	@ New Jersey	L	3-4	15,024	Niedermayer, Worrell, Sillinger
4/16	@ New Jersey	L	1-2	17,206	Sillinger
4/18	New Jersey	L	1-2	19,250*	Whitney
4/20	New Jersey	L	1-4	19,250*	Bure

2012 Eastern Conference Quarterfinals

DATE	OPPONENT	RESULT	SCORE	ATTENDANCE	GOALS
4/13	New Jersey	L	2-3	19,119*	Bergenheim, Versteeg
4/15	New Jersey	W	4-2	19,248*	Weiss (2), <u>Goc</u> Fleischmann
4/17	@ New Jersey	W	4-3	17,625	Bergenheim, Garrison, Weaver, <u>Campbell</u>
4/19	@ New Jersey	L	0-4	17,625	
4/21	New Jersey	W	3-0	19,513*	<u>Versteeg</u> , Upshall, Kopecky
4/24	@ New Jersey	L-OT	2-3	17,625	Versteeg, Bergenheim
4/26	New Jersey	L-2OT	2-3	19,313*	Weiss, Goc

*=Home Sellout Underline=GWG

PANTHERS 1996 PLAYOFF SCORING

NO	NAME	GP	G	A	PTS	PIM	+/	PP	SH	GW	GT	SHOTS	PCTG	
10	Lowry	22	10	7	17	39	8	4	0	2	1	45	22.2	
26	Sheppard	21	8	8	16	0	4	3	0	0	0	47	17.0	
14	Barnes	22	6	10	16	4	10	2	0	2	0	57	10.5	
11	Lindsay	22	5	5	10	18	6	0	1	1	0	33	15.2	
27	Mellanby	22	3	6	9	44	-10	2	0	0	0	57	5.3	
55	*Jovanovski	22	1	8	9	52	2	0	0	0	0	51	2.0	
44	Niedermayer	22	5	3	8	12	-8	2	0	2	0	48	10.4	
21	Fitzgerald	22	4	4	8	34	3	0	0	2	0	31	12.9	
6	Woolley	13	2	6	8	14	3	1	0	1	0	27	7.4	
3	Laus	21	2	6	8	62	3	0	0	0	0	18	11.1	
29	Garpenlov	20	4	2	6	8	-2	0	0	0	0	35	11.4	
24	Svehla	22	0	6	6	32	3	0	0	0	0	38	.0	
18	Hough	22	4	1	5	8	5	0	0	2	1	38	10.5	
12	Hull	14	3	2	5	0	4	0	0	0	0	18	16.7	
28	Straka	13	2	2	4	2	-2	0	0	0	0	20	10.0	
9	*Dvorak	16	1	3	4	0	2	0	0	0	0	36	2.8	
20	Skrudland	21	1	3	4	18	6	0	0	0	0	27	3.7	
5	Murphy	14	0	4	4	6	1	0	0	0	0	53	.0	
2	Carkner	22	0	4	4	10	8	0	0	0	0	15	.0	
23	Warrener	21	0	3	3	10	3	0	0	0	0	14	.0	
40	*Washburn	1	0	1	1	0	0	0	0	0	0	0	.0	
34	Vanbiesbrouck	22	0	1	1	20	0	0	0	0	0	0	.0	
25	Smith	1	0	0	0	2	-1	0	0	0	0	0	.0	
30	Fitzpatrick	2	0	0	0	0	0	0	0	0	0	0	.0	
SW#	GOALTENDERS	GP	W	L	GAA	MINS	EN	SO	GA	SA	SV%	G	A	PIM
34	Vanbiesbrouck	22	12	10	2.25	1332	1	1	50	735	.932	0	1	20
30	Fitzpatrick	2	0	0	6.00	60	0	0	6	30	.800	0	0	0
TOTALS		22	12	10	2.45	1392	1	1	56	765	.926	0	1	20

PANTHERS 1997 PLAYOFF SCORING

NO	NAME	GP	G	A	PTS	PIM	+/-	PP	SH	GW	GT	SHOTS	PCTG	
24	Svehla	5	1	4	5	4	-4	1	0	0	0	13	7.7	
5	Murphy	5	0	5	5	4	0	0	0	0	0	18	.0	
44	Niedermayer	5	2	1	3	6	-1	1	0	0	0	5	40.0	
9	Muller	5	1	2	3	4	-3	1	0	0	0	20	5.0	
29	Garpenlov	4	2	0	2	4	0	2	0	1	0	6	33.3	
26	Sheppard	5	2	0	2	0	-4	1	0	0	0	12	16.7	
27	Mellanby	5	0	2	2	4	-1	0	0	0	0	6	.0	
15	*Nemirovsky	3	1	0	1	0	-2	0	0	0	0	4	25.0	
18	Hough	5	1	0	1	2	-2	0	0	0	0	10	10.0	
11	Lindsay	3	0	1	1	8	0	0	0	0	0	4	.0	
21	Fitzgerald	5	0	1	1	0	-1	0	0	0	0	14	.0	
3	Laus	5	0	1	1	4	-3	0	0	0	0	6	.0	
23	Wells	3	0	0	0	0	-1	0	0	0	0	1	.0	
19	Dvorak	3	0	0	0	0	0	0	0	0	0	1	.0	
28	Straka	4	0	0	0	0	-2	0	0	0	0	2	.0	
2	Carkner	5	0	0	0	6	-3	0	0	0	0	7	.0	
12	Hull	5	0	0	0	0	-1	0	0	0	0	12	.0	
10	Lowry	5	0	0	0	0	-3	0	0	0	0	8	.0	
34	Vanbiesbrouck	5	0	0	0	0	0	0	0	0	0	0	.0	
55	Jovanovski	5	0	0	0	4	-4	0	0	0	0	7	.0	
7	Warrener	5	0	0	0	0	0	0	0	0	0	5	.0	
SW#	GOALTENDERS	GP	W	L	GAA	MINS	EN	SO	GA	SA	SV%	G	A	PIM
34	Vanbiesbrouck	5	1	4	2.38	328	0	1	13	184	.929	0	0	0
TOTALS		5	1	4	2.37	329	0	1	13	184	.929	0	0	0

* Indicates rookie

PANTHERS 2000 PLAYOFF SCORING

NO	NAME	GP	G	A	PTS	PIM	+/-	PP	SH	GW	GT	SHOTS	PCTG	
10	Bure	4	1	3	4	2	-3	1	0	0	0	15	6.7	
16	Sillinger	4	2	1	3	2	-1	0	0	0	0	7	28.6	
14	Whitney	4	1	0	1	4	-2	0	0	0	0	17	5.9	
44	Niedermayer	4	1	0	1	6	-1	0	0	0	0	5	20.0	
8	Worrell	4	1	0	1	8	-2	0	0	0	0	6	16.7	
27	Mellanby	4	0	1	1	2	0	0	0	0	0	4	.0	
2	Pitlick	4	0	1	1	0	0	0	0	0	0	2	.0	
24	Svehla	4	0	1	1	4	0	0	0	0	0	4	.0	
12	Hicks	4	0	1	1	4	-1	0	0	0	0	4	.0	
25	Kozlov	4	0	1	1	0	-3	0	0	0	0	6	.0	
21	Parrish	4	0	1	1	0	-2	0	0	0	0	5	.0	
9	Barrie	4	0	0	0	0	-1	0	0	0	0	3	.0	
29	Vernon	4	0	0	0	10	0	0	0	0	0	0	.0	
4	Hedican	4	0	0	0	0	1	0	0	0	0	5	.0	
3	Laus	4	0	0	0	8	0	0	0	0	0	5	.0	
7	Wilson	4	0	0	0	0	-5	0	0	0	0	1	.0	
22	Simpson	4	0	0	0	4	-4	0	0	0	0	2	.0	
13	Kvasha	4	0	0	0	0	0	0	0	0	0	6	.0	
28	Spacek	4	0	0	0	0	-1	0	0	0	0	7	.0	
SW#	GOALTENDERS	GP	W	L	GAA	MINS	EN	SO	GA	SA	SV%	G	A	PIM
29	Vernon	4	0	4	3.04	237	0	0	12	136	.912	0	0	10
TOTALS		4	0	4	3.00	240	0	0	12	136	.912	0	0	10

PANTHERS 2012 PLAYOFF SCORING

NO	NAME	GP	G	A	PTS	PIM	+/-	PP	SH	GW	GT	SHOTS	PCTG	
20	Bergenheim	7	3	3	6	4	-2	1	0	0	0	24	12.5	
9	Weiss	7	3	2	5	6	0	3	0	0	0	12	25.0	
32	Versteeg	7	3	2	5	8	2	2	0	1	0	18	16.7	
57	Goc	7	2	3	5	0	0	1	0	1	0	14	14.3	
51	Campbell	7	1	4	5	2	-2	1	0	1	0	9	11.1	
26	Samuelsson	7	0	5	5	2	-1	0	0	0	0	14	0.0	
14	Fleischmann	7	1	2	3	2	0	0	0	0	0	13	7.7	
52	Garrison	4	1	2	3	0	-2	1	0	0	0	12	8.3	
19	Upshall	7	1	2	3	4	-1	0	0	0	0	9	11.1	
43	Weaver	7	1	0	1	0	-1	0	0	0	0	6	16.7	
82	Kopecky	7	1	0	1	4	-3	0	1	0	0	10	10.0	
7	Kulikov	7	0	1	1	4	-4	0	0	0	0	15	.0	
18	Matthias	7	0	1	1	6	-2	0	0	0	0	9	.0	
25	Smithson	5	0	1	1	2	-2	0	0	0	0	1	.0	
23	Strachan	2	0	1	1	0	2	0	0	0	0	0	.0	
30	Clemmensen	3	0	1	1	0	0	0	0	0	0	0	.0	
55	Jovanovski	7	0	0	0	4	-1	0	0	0	0	7	.0	
44	*Gudbranson	7	0	0	0	8	-2	0	0	0	0	5	.0	
10	Madden	7	0	0	0	0	-3	0	0	0	0	5	.0	
16	Sturm	7	0	0	0	4	-3	0	0	0	0	8	.0	
8	Wolski	2	0	0	0	4	-1	0	0	0	0	4	.0	
4	Ellerby	1	0	0	0	2	0	0	0	0	0	0	.0	
60	Theodore	5	0	0	0	0	0	0	0	0	0	0	.0	
SW#	GOALTENDERS	GP	W	L	GAA	MINS	EN	SO	GA	SA	SV%	G	A	PIM
60	Theodore	5	2	2	2.46	268	0	1	11	135	.919	0	0	0
30	Clemmensen	3	1	2	2.35	179	0	0	7	88	.920	0	1	0
TOTALS		8	3	4	2.42	447	0	1	18	223	.919	0	1	0

* Indicates rookie

ALL-TIME PANTHERS PLAYOFF LEADERS

PLAYER

Dave Lowry	10
Ray Sheppard	10
Rob Niedermayer	8
Stu Barnes	6
Johan Garpenlov	6

PLAYER

Robert Svehla	11
Stu Barnes	10
Scott Mellanby	9
Gord Murphy	9
Ray Sheppard	8
Ed Jovanovski	8

PLAYER

Ray Sheppard	18
Dave Lowry	17
Stu Barnes	16
Scott Mellanby	12
Rob Niedermayer	12
Robert Svehla	12

PLAYER

Ed Jovanovski	34
Scott Mellanby	31
Robert Svehla	31
Rob Niedermayer	31
Paul Laus	30

PLAYER

Paul Laus	74
Ed Jovanovski	60
Scott Mellanby	50
Robert Svehla	40
Dave Lowry	39

PLAYER

Dave Lowry	4
Ray Sheppard	4
Rob Niedermayer	3
Stephen Weiss	3

GOALS

ASSISTS

POINTS

GAMES

PIM

POWER-PLAY GOALS

PLAYER

Tomas Kopecky	1
Bill Lindsay	1

PLAYER

Stu Barnes	2
Tom Fitzgerald	2
Mike Hough	2
Dave Lowry	2
Rob Niedermayer	2

LEFT WINGS

G	A	PTS
Dave Lowry	10	7
Bill Lindsay	5	6

CENTERS

G	A	PTS
Stu Barnes	6	10
Rob Niedermayer	8	4

RIGHT WINGS

G	A	PTS
Ray Sheppard	10	8
Scott Mellanby	3	9

DEFENSEMEN

G	A	PTS
Robert Svehla	1	11
Paul Laus	2	7
Ed Jovanovski	1	8
Gord Murphy	0	9

GOALTENDER GAMES

John Vanbiesbrouck	27
Jose Theodore	5
Mike Vernon	4
Scott Clemmensen	3

WINS

John Vanbiesbrouck	13
--------------------------	----

SHUTOUTS

John Vanbiesbrouck	2
Jose Theodore	1

GOALS-AGAINST AVERAGE

John Vanbiesbrouck	2.28
Scott Clemmensen	2.34
Jose Theodore	2.46
Mike Vernon	3.04

TOP PLAYOFF SCORERS VS. PANTHERS

Only Players with Three or More Points are Listed

PLAYER	TEAM	GP	G	A	PTS	PLAYER	TEAM	GP	G	A	PTS
Oates, Adam	BOS	5	2	5	7	Leetch, Brian	NYR	5	0	4	4
Bourque, Ray	BOS	5	1	6	7	Sundstrom, Niklas	NYR	5	0	4	4
Lemieux, Mario	PIT	7	1	6	7	Corbet, Rene	COL	4	2	1	3
Elias, Patrik	NJD	11	3	3	6	Krupp, Uwe	COL	4	2	1	3
Zajac, Travis	NJD	7	3	3	6	McEachern, Shawn	BOS	5	2	1	3
Gretzky, Wayne	NYR	5	4	2	6	Renberg, Mikael	PHI	6	2	1	3
Lindros, Eric	PHI	6	3	3	6	Henrique Adam	NJD	7	2	1	3
Nedved, Petr	PIT	7	3	3	6	Bernier, Steve	NJD	7	2	1	3
Forsberg, Peter	COL	4	3	2	5	Gionta, Stephen	NJD	7	2	1	3
Kovalchuk Ilya	NJD	7	3	2	5	Kamensky, Valeri	COL	4	1	2	3
Messier, Mark	NYR	5	2	3	5	Rafalski, Brian	NJD	4	1	2	3
LeClair, John	PHI	6	2	3	5	Donato, Ted	BOS	5	1	2	3
Sakic, Joe	COL	4	1	4	5	Rohloff, Jon	BOS	5	1	2	3
Jagr, Jaromir	PIT	7	1	4	5	Stumpel, Jozef	BOS	5	1	2	3
Svoboda, Petr	PHI	6	0	5	5	Brind'Amour, Rod	PHI	6	1	2	3
Clarkson, David	NJD	7	0	5	5	Quinn, Dan	PHI	6	1	2	3
Tochoet, Rick	BOS	5	4	0	4	Daigneault, J.J.	PIT	7	1	2	3
Robitaille, Luc	NYR	5	3	1	4	Zubov, Sergei	PIT	7	1	2	3
Tikkanen, Esa	NYR	5	3	1	4	Carter, Ryan	NJD	7	1	2	3
Stevens, Scott	NJD	4	2	2	4	Hollik, Bobby	NJD	4	0	3	3
Moger, Sandy	BOS	5	2	2	4	Lidster, Doug	NYR	5	0	3	3
Smolinski, Bryan	PIT	7	2	2	4	Roche, Dave	PIT	7	0	3	3
Parise, Zach	NJD	7	2	2	4	Tamer, Chris	PIT	7	0	3	3
Deadmarsh, Adam	COL	4	0	4	4	Salvador, Bryce	NJD	7	0	3	3
						Harrold, Peter	NJD	7	0	3	3

PLAYOFF GOALTENDING VS. PANTHERS

NAME	TEAM	GP	W	L	T	SO	GA	MIN	GAA
Barrasso, Tom	PIT	6	3	3	0	1	15	358	2.51
Billington, Craig	BOS	1	0	1	0	0	6	60	6.00
Brodeur, Martin	NJ	11	8	2	0	1	21	645	1.95
Hedberg, Johan	NJ	1	0	1	0	0	1	36	1.67
Hextall, Ron	PHI	6	2	4	0	0	14	389	2.16
Ranford, Bill	BOS	4	1	3	0	0	16	239	4.02
Richter, Mike	NYR	5	4	1	0	1	10	328	1.83
Roy, Patrick	COL	4	4	0	0	1	4	284	0.85
Snow, Garth	PHI	1	0	0	0	0	0	1	0.00
Wregget, Ken	PIT	1	0	1	0	0	5	60	5.00

greater
FORT LAUDERDALE
**HELLO
SUNNY**

A little yoga in the sun is the perfect way to get ready for an exciting game. Proudly cheering on the home team, the Florida Panthers, and sporting our warrior pose. Let's go, Panthers!



Scan the tag to
view a sunny video.
Get the free mobile
app at gettag.mobi



VisitLauderdale

TEAM PLAYOFF RECORDS: PERIOD

Most...

GOALS – 3 – Several times. MR: (2nd per.) vs. NY Rangers (4/17/97)

GOALS AGAINST – 4 – (1st per.) at Colorado (6/6/96)

GOALS BOTH TEAMS – 5 – 3 times (1st per.) at New Jersey (4/17/12), (2nd per.) vs. Boston (4/22/96) and (1st per.) at Colorado (6/6/96)

PENALTY MINUTES – 39 – (1st per.) vs. Boston (4/22/96)

PENALTY MINUTES BY OPPONENT – 35 – (1st per.) vs. Boston (4/22/96)

PENALTY MINUTES BY BOTH TEAMS – 74 – (1st per.) vs. Boston (4/22/96)

SHOTS ON GOAL AT HOME – 23 – (3rd per.) vs. Pittsburgh (5/24/96)

SHOTS ON GOAL ON ROAD – 15 – (2nd per.) at Colorado (6/6/96)

Fewest...

SHOTS ON GOAL – 1 – (2nd per.) vs. New Jersey (4/18/00)

Fastest...

OPENING GOAL – :23 – Stephen Weiss vs. New Jersey (4/15/12)

OPENING GOAL AGAINST – :33 – Zach Parise at New Jersey (4/17/12)

OPENING GOAL, HOME – :23 – Stephen Weiss vs. New Jersey (4/15/12)

OPENING GOAL, ROAD – :30 – Jody Hull at Boston (4/24/96)

OPENING GOAL AGAINST, HOME – :39 – Mark Messier vs. NY Rangers (4/25/97)

OPENING GOAL AGAINST, ROAD – :33 – Zach Parise at New Jersey (4/17/12)

GOAL FROM START OF PERIOD – :23 – Stephen Weiss (1st per.) vs. New Jersey (4/15/12)

GOAL FROM START OF PERIOD AGAINST – :27 – Petr Nedved (2nd per.) vs. Pittsburgh (5/24/96)

SHOTS AGAINST AT HOME – 26 – (1st per.) vs. New Jersey (4/13/12)

SHOTS AGAINST ON ROAD – 17 – Twice (1st per.) at Philadelphia (5/4/96) and (1st per.) at Pittsburgh (5/28/96)

POWER-PLAY GOALS – 2 – 5 times (3rd per.) vs. New Jersey (4/26/12), (2nd per.) at New Jersey (4/17/12), (2nd per.) vs. Boston (4/17/96), (2nd per.) vs. NY Rangers (4/17/97) and (2nd per.) at NY Rangers (4/22/97)

POWER-PLAY GOALS AGAINST – 3 – (1st per.) at Colorado (6/6/96)

SHORT-HANDED GOALS – 1 – Twice (3rd per.) vs. New Jersey (4/21/12) and (1st per.) vs. Philadelphia (5/14/96)

SHORT-HANDED GOALS AGAINST – 1 – 3 times (2nd per.) at New Jersey (4/16/00), (1st per.) at Boston (4/25/96) and (2nd per.) vs. Boston (4/22/96)

SHOTS ON GOAL AGAINST – 2 – (3rd per.) vs. Pittsburgh (5/24/96)

OVERTIME GOAL – 4:06 (OF 1ST OT) – Dave Lowry vs. Philadelphia (5/9/96)

OVERTIME GOAL AGAINST – 5:39 (OF 1ST OT) – Travis Zajac vs. New Jersey (4/24/12)

TWO GOALS SCORED BY ONE PLAYER – :49 – Stephen Weiss (1st per.) vs. New Jersey (4/15/12)

TWO GOALS AGAINST BY ONE PLAYER – 1:19 – Peter Forsberg (1st per.) at Colorado (6/6/96)

TWO GOALS – :25 – Ray Sheppard/Mike Hough (1st per.) vs. Boston (4/17/96)

TWO GOALS AGAINST – :31 – Rene Corbet/Valeri Kamensky (2nd per.) at Colorado (6/6/96)

THREE GOALS – 1:17 – Sheppard 7:37, Hough 8:02, Hull 8:54, (1st per.) vs. Boston (4/17/96)

THREE GOALS AGAINST – 3:49 – Young 10:32, Ricci 12:21, Krupp 14:21, (2nd per.) at Colorado (6/4/96)

TEAM PLAYOFF RECORDS: GAME

Most...

DECISIVE WIN – 6-2 – vs. Boston (4/22/96) and 5-1 at Pittsburgh (5/18/96)

DECISIVE WIN AT HOME – 6-2 – vs. Boston (4/22/96)

DECISIVE WIN ON ROAD – 5-1 – at Pittsburgh (5/18/96)

DECISIVE SHUTOUT – Twice **3-0** – vs. New Jersey (4/21/12) and vs. NY Rangers (4/17/97)

DECISIVE SHUTOUT WIN AT HOME – Twice **3-0** – vs. New Jersey (4/21/12) and vs. NY Rangers (4/17/97)

DECISIVE SHUTOUT WIN ON ROAD – 2-0 – at Philadelphia (5/2/96)

DECISIVE LOSS – 8-1 – at Colorado (6/6/96)

DECISIVE LOSS AT HOME – Twice **4-1** – vs. New Jersey (4/20/00) and 3-0 vs. NY Rangers (4/20/97)

DECISIVE LOSS ON ROAD – 8-1 – at Colorado (6/6/96)

DECISIVE SHUTOUT LOSS – 4-0 – at New Jersey (4/19/12)

DECISIVE SHUTOUT LOSS AT HOME – 3-0 – vs. NY Rangers (4/20/97)

DECISIVE SHUTOUT LOSS ON ROAD – 4-0 – at New Jersey (4/19/12)

GOALS – 6 – Twice – vs. Boston (4/17/96 and 4/22/96)

GOALS AT HOME – 6 – Twice – vs. Boston (4/17/96 and 4/22/96)

GOALS ON ROAD – 5 – at Pittsburgh (5/18/96)

GOALS BOTH TEAMS – 9 – vs. Boston (4/17/96), 6-3 (W) and at Colorado (6/6/96), 8-1 (L)

GOALS AGAINST – 8 – at Colorado (6/6/96), 8-1 (L)

GOALS AGAINST AT HOME – 4 – vs. New Jersey (4/20/00), 4-1 (L)

Fewest...

PENALTY MINUTES – 2 – vs. Colorado (6/8/96)

PENALTY MINUTES BY OPPONENT – 2 – at New Jersey (4/24/12)

PENALTY MINUTES BY BOTH TEAMS – 6 – vs. Colorado (6/8/96)

SHOTS ON GOAL – 15 – at Philadelphia (5/2/96)

SHOTS ON GOAL AT HOME – 22 – vs. New Jersey (4/18/00)

GOALS AGAINST ON ROAD – 8 – at Colorado (6/6/96), 8-1 (L)

ASSISTS – 11 – vs. Boston (4/17/96)

SCORING POINTS – 17 – vs. Boston (4/17/96)

PENALTY MINUTES – 57 – vs. Boston (4/22/96)

PENALTY MINUTES BY OPPONENT – 64 – vs. Boston (4/22/96)

PENALTY MINUTES BY BOTH TEAMS – 121 – vs. Boston (4/22/96)

PENALTIES – 19 – (57 PIM) vs. Boston (4/22/96)

PENALTIES BY OPPONENT – 21 – (64 PIM) vs. Boston (4/22/96)

POWER-PLAY GOALS – 3 – at New Jersey (4/17/12)

POWER-PLAY GOALS AGAINST – 4 – at Colorado (6/6/96)

SHORT-HANDED GOALS – 1 – Twice – vs. New Jersey (4/21/12), vs. Philadelphia (5/14/96)

SHORT-HANDED GOALS AGAINST – 1 – 3 times – at New Jersey (4/16/00), at Boston (4/25/96) and vs. Boston (4/22/96)

SHOTS ON GOAL – 63 – vs. Colorado (6/10/96)

SHOTS ON GOAL AT HOME – 63 – vs. Colorado (6/10/96)

SHOTS ON GOAL ON ROAD – 42 – vs. Philadelphia (5/12/96)

SHOTS ON GOAL BOTH TEAMS – 119 – vs. Colorado (6/10/96)

SHOTS AGAINST – 56 – vs. Colorado (6/10/96)

SHOTS AGAINST AT HOME – 56 – vs. Colorado (6/10/96)

SHOTS AGAINST ON ROAD – 47 – at Philadelphia (5/4/96)

SHOTS ON GOAL ON ROAD – 15 – at Philadelphia (5/2/96)

SHOTS ON GOAL BOTH TEAMS – 33 – at Philadelphia (5/2/96)

SHOTS AGAINST – 18 – at Philadelphia (5/2/96)

SHOTS AGAINST AT HOME – 22 – vs. Colorado (6/8/97)

SHOTS AGAINST ON ROAD – 18 – at Philadelphia (5/2/96)

TEAM PLAYOFF RECORDS: SEASON

Most...

GOALS – 61 – (1996)

ASSISTS – 95 – (1996)

POINTS (GOALS/ASSISTS) – 156 – (1996)

PENALTY MINUTES – 395 – (1996)

GOALS AT HOME – 37 – (1996)

GOALS ON ROAD – 24 – (1996)

GOALS AGAINST – 57 – (1996)

POWER-PLAY GOALS – 14 – (1996)

POWER-PLAY GOALS AGAINST – 20 – (1996)

SHORT-HANDED GOALS – 1 – (1996 and 2012)

SHORT-HANDED GOALS AGAINST – 2 – (1996)

SHUTOUTS – 1 – (1996, 1997 and 2012)

SHUTOUTS AT HOME – 1 – (1997 and 2012)

SHUTOUTS ON ROAD – 1 – (1996)

SHUTOUTS AGAINST – 2 – (1996)

SHUTOUTS AGAINST AT HOME – 1 – (1996 and 1997)

SHUTOUTS AGAINST ON ROAD – 1 – (1996 and 2012)

GAMES – 22 – (1996)

WINS – 12 – (1996)

WINS AT HOME – 7 – (1996)

WINS ON ROAD – 5 – (1996)

LOSSES – 10 – (1996)

LOSSES AT HOME – 4 – (1996)

LOSSES ON ROAD – 6 – (1996)

TEAM PLAYOFF RECORDS: STREAKS

Longest...

WIN STREAK – 4 GAMES – 5/9 - 5/18/96

WIN STREAK AT HOME – 3 GAMES – 4/17 - 4/27/96 and 5/9 - 5/24/96

WIN STREAK ON ROAD – 2 GAMES – 5/12 - 5/18/96

WIN STREAK VS. A SINGLE TEAM – 3 GAMES – vs. Boston 4/17 - 4/24/96 and vs. Philadelphia 5/9 - 5/14/96

WIN STREAK AT HOME VS. A SINGLE TEAM – 3 GAMES – vs. Boston 4/17 - 4/27/96

WIN STREAK ON ROAD VS. A SINGLE TEAM – 1 GAME – many times

LOSING STREAK – 9 GAMES – 4/20/97-4/13/12

LOSING STREAK AT HOME – 5 GAMES – 4/20/97-4/13/12

LOSING STREAK ON ROAD – 6 GAMES – 6/4/96-4/16/00

LOSING STREAK VS. A SINGLE TEAM – 5 GAMES – vs. New Jersey (4/13/00-4/13/12)

LOSING STREAK AT HOME VS. A SINGLE TEAM – 3 GAMES – vs. New Jersey (4/18/00-4/13/12)

LOSING STREAK ON ROAD VS. A SINGLE TEAM – 2 GAMES – vs. New Jersey (4/19- 4/24/12), vs. New Jersey (4/13 - 4/15/00), vs. NY Rangers (4/22 - 4/23/97), vs. Colorado (6/4 - 6/6/96) and vs. Pittsburgh (5/20 - 5/28/96)

CONSECUTIVE SHUTOUT STREAK – 1 GAME – 5/2/96 at Philadelphia 2-0 (Vanbiesbrouck), 4/17/97 vs. NY Rangers 3-0 (Vanbiesbrouck), 4/21/12 vs. New Jersey 3-0 (Theodore)

CONSECUTIVE SHUTOUT STREAK AGAINST – 1 GAME – 5/28/96 at Pittsburgh 3-0 (Barrasso), 6/10/96 vs. Colorado 1-0 (Roy) and 4/20/97 vs. NY Rangers 3-0 (Richter), 4/19/12 at New Jersey 4-0 (Brodeur)

CONSECUTIVE GAMES WITHOUT BEING SHUT OUT – 15 GAMES – 4/17 - 5/26/96

CONSECUTIVE GAMES WITHOUT SHUTTING OUT OPPONENT – 16 GAMES – 5/4 - 6/10/96

CONSECUTIVE SHUTOUT MINUTES – 141:31 – John Vanbiesbrouck 6/8 - 6/10/96

INDIVIDUAL PLAYOFF RECORDS: PERIOD

Most...

GOALS – 2 – Dave Lowry (2nd per.) vs. Boston (4/22/96), Rob Niedermayer (1st per.) vs. Philadelphia (5/9/96) and Stu Barnes (3rd per.) vs. Pittsburgh (5/24/96), Stephen Weiss (1st per.) vs. New Jersey (4/15/12)

GOALS AGAINST – 3 – Peter Forsberg (1st per.) at Colorado (6/6/96) and Wayne Gretzky (2nd per.) at NY Rangers (4/23/97)

ASSISTS – 3 – Stu Barnes (2nd per.) vs. Boston (4/22/96) and Robert Svehla (2nd per.) vs. NY Rangers (4/17/97)

ASSISTS AGAINST – 3 – Joe Sakic (1st per.) at Colorado (6/6/96)

POINTS – 3 – Stu Barnes (2nd per.) vs. Boston (4/22/96), Ray Sheppard (2nd per.) vs. Boston (4/22/96) and Robert Svehla (2nd per.) vs. NY Rangers (4/17/97)

POINTS AGAINST – 3 – Peter Forsberg (1st per.) at Colorado (6/6/96), Joe Sakic (1st per.) at Colorado (6/6/96) and Wayne Gretzky (2nd per.) at NY Rangers (4/23/97)

POWER-PLAY GOALS – 2 – Stephen Weiss (1st per.) vs. New Jersey (4/15/12)

POWER-PLAY GOALS AGAINST – 2 – Peter Forsberg (1st per.) at Colorado (6/6/96)

SHORT-HANDED GOALS – 1 – Tomas Kopecky (3rd per.) vs. New Jersey (4/21/12) and Bill Lindsay (1st per.) vs. Philadelphia (5/14/96)

SHORT-HANDED GOALS AGAINST – 1 – Scott Niedermayer (2nd per.) at New Jersey (4/16/00), Adam Oates (3rd per.) at Boston (4/25/96) and Steven Heinze (2nd per.) vs. Boston (4/22/96)

PENALTY MINUTES – 15 – Paul Laus (1st per.) vs. Boston (4/22/96)

PENALTY MINUTES AGAINST – 17 – Shjon Podein (3rd per.) vs. Philadelphia (5/7/96)

INDIVIDUAL PLAYOFF RECORDS: GAME

Most...

GOALS – 2 – Several times. MR: Stephen Weiss vs. New Jersey (4/15/12)

GOALS AGAINST – 3 – Peter Forsberg at Colorado (6/6/96) and Wayne Gretzky at NY Rangers (4/23/97)

ASSISTS – 3 – Stu Barnes vs. Boston (4/17/96), Ray Sheppard vs. Boston (4/22/96), Dave Lowry vs. Pittsburgh (5/24/96) and Robert Svehla vs. NY Rangers (4/17/97)

ASSISTS AGAINST – 4 – Joe Sakic at Colorado (6/6/96)

POINTS – 4 – Ray Sheppard (1-3-4) vs. Boston (4/22/96)

POINTS AGAINST – 4 – Adam Oates (2-2-4) at Boston (4/25/96) and Joe Sakic (0-4-4) at Colorado (6/6/96)

POWER-PLAY GOALS – 2 – Stephen Weiss vs. New

Jersey (4/15/12)

POWER-PLAY GOALS AGAINST – 2 – Rick Tocchet vs. Boston (4/17/96) and Peter Forsberg at Colorado (6/6/96)

SHORT-HANDED GOALS – 1 – Tomas Kopecky (3rd per.) vs. New Jersey (4/21/12), Bill Lindsay vs. Philadelphia (5/14/96)

SHORT-HANDED GOALS AGAINST – 1 – Scott Niedermayer vs. New Jersey (4/16/00), Adam Oates at Boston (4/25/96) and Steve Heinze vs. Boston (4/22/96)

PENALTY MINUTES – 21 – Paul Laus vs. Boston (4/22/96)

PENALTY MINUTES AGAINST – 17 – Dean Chynoweth vs. Boston (4/22/96) and Shjon Podein vs. Philadelphia (5/7/96)

By Defensemen...

GOALS – 1 – Several times. MR: Brian Campbell at New Jersey (4/17/12)

ASSISTS – 3 – Robert Svehla vs. NY Rangers (4/17/97)

POINTS – 3 – Robert Svehla vs. NY Rangers (4/17/97)

INDIVIDUAL PLAYOFF RECORDS: SEASON

Most...

GAMES PLAYED – 22 – 11 Players (1996)

GOALS – 10 – Dave Lowry (1996)

ASSISTS – 10 – Stu Barnes (1996)

POINTS – 17 – Dave Lowry (1996)

PENALTY MINUTES – 62 – Paul Laus (1996)

POWER-PLAY GOALS – 4 – Dave Lowry (1996)

SHORT-HANDED GOALS – 1 – Tomas Kopecky (2012) and Bill Lindsay (1996)

GAME-WINNING GOALS – 2 – Dave Lowry, Stu Barnes, Rob Niedermayer, Tom Fitzgerald and Mike Hough (1996)

SHOTS ON GOAL – 57 – Stu Barnes and Scott Mellanby (1996)

HAT TRICKS – None

GOALS BY DEFENSEMAN – 2 – Jason Woolley and Paul Laus (1996)

ASSISTS BY DEFENSEMAN – 8 – Ed Jovanovski (1996)

POINTS BY DEFENSEMAN – 9 – Ed Jovanovski (1996)

PENALTY MINUTES BY DEFENSEMAN – 62 – Paul Laus (1996)

POWER-PLAY GOALS BY DEFENSEMAN – 1 – Jason Garrison (2012), Brian Campbell (2012), Robert Svehla (1997), Jason Woolley (1996)

SHORT-HANDED GOALS BY DEFENSEMAN – None

GAME-WINNING GOALS BY DEFENSEMAN – 1 – Brian Campbell (2012), Jason Woolley (1996)

SHOTS BY DEFENSEMAN – 53 – Gord Murphy (1996)

GAMES BY ROOKIE – 22 – Ed Jovanovski (1996)

GOALS BY ROOKIE – 1 – Radek Dvorak and Ed Jovanovski (1996) and Dave Nemirovsky (1997)

ASSISTS BY ROOKIE – 8 – Ed Jovanovski (1996)

POINTS BY ROOKIE – 9 – Ed Jovanovski (1996)

PENALTY MINUTES BY ROOKIE – 52 – Ed Jovanovski (1996)

POWER-PLAY GOALS BY ROOKIE – None

SHORT-HANDED GOALS BY ROOKIE – None

GAME-WINNING GOALS BY ROOKIE – None

SHOTS BY ROOKIE – 51 – Ed Jovanovski (1996)

WINS BY GOALTENDER – 12 – John Vanbiesbrouck (1996)

SHUTOUTS – 1 – Jose Theodore (2012), John Vanbiesbrouck (1996 and 1997)

PENALTY MINUTES BY GOALTENDER – 20 – John Vanbiesbrouck (1996)

ASSISTS/POINTS BY GOALTENDER – 1 – Scott Clemmensen (2012), John Vanbiesbrouck (1996)

INDIVIDUAL PLAYOFF RECORDS: STREAKS

Longest...

GAMES PLAYED – 22 – 11 Players (1996)

GOAL STREAK – 3 GAMES – Dave Lowry (4/27 - 5/4/96)

ASSIST STREAK – 5 GAMES – Jason Woolley (4/17 - 4/27/96)

POINT STREAK – 7 GAMES – Dave Lowry (5/9 - 5/26/96)

GOALTENDING PLAYOFF RECORDS

Period...

MOST GOALS ALLOWED – 4 – John Vanbiesbrouck (1st per.) at Colorado (6/6/96)

MOST SHOTS FACED – 26 – Jose Theodore (1st per.) vs. New Jersey (4/13/12)

MOST SHOTS, OPPONENT – 23 – Tom Barrasso (3rd per.) vs. Pittsburgh (5/24/96)

MOST SAVES – 23 – Jose Theodore (1st per.) vs. New Jersey (4/13/12)

MOST SAVES, OPPONENT – 20 – Tom Barrasso (3rd per.) vs. Pittsburgh (5/24/96)

Game...

FEWEST GOALS AGAINST – 0 – Jose Theodore vs. New Jersey (4/21/12), John Vanbiesbrouck at Philadelphia (5/2/96) and vs. NY Rangers (4/17/97)

MOST GOALS AGAINST – 4 – Scott Clemmensen at New Jersey (4/19/12), Mike Vernon vs. New Jersey (4/20/00), John Vanbiesbrouck at NY Rangers (4/22/97), at Colorado (6/6/96) and at Boston (4/25/96) and Mark Fitzpatrick at Colorado (6/6/96)

MOST SHOTS AGAINST – 56 – John Vanbiesbrouck vs. Colorado (6/10/96)

MOST SAVES – 55 – John Vanbiesbrouck vs. Colorado (6/10/96)

MOST PENALTIES – 2 – John Vanbiesbrouck vs. Boston (4/22/96) and vs. Philadelphia (5/7/96)

MOST PENALTY MINUTES – 10 – Mike Vernon at New Jersey (4/13/00)

MOST POINTS – 1 – Scott Clemmensen at New Jersey (4/17/12) and John Vanbiesbrouck at Boston (4/25/96)

Season...

MOST CONSECUTIVE STARTS – 22 – John Vanbiesbrouck (1996)

MOST CONSECUTIVE GAMES PLAYED – 22 – John Vanbiesbrouck (1996)

LONGEST WIN STREAK – 4 GAMES – John Vanbiesbrouck (5/9 - 5/18/96)

LONGEST LOSING STREAK – 4 GAMES – Mike Vernon (4/13 - 4/20/00) and John Vanbiesbrouck (4/20 - 4/25/97 and 6/4 - 6/10/96)

CONSECUTIVE SCORELESS MINUTES – 141:31 – John Vanbiesbrouck vs. Colorado (6/8 - 6/10/96)

ROOKIE PLAYOFF RECORDS

Period...

GOALS – 1 – Ed Jovanovski (1st per.) vs. Boston (4/22/96), Radek Dvorak (2nd per.) vs. Pittsburgh (5/24/96) and Dave Nemirovsky (3rd per.) at NY Rangers (4/23/97)

ASSISTS – 1 – Several times. MR: Ed Jovanovski (1st per.) vs. Colorado (6/8/96)

POINTS – 1 – Several times. MR: Dave Nemirovsky (3rd per.) at NY Rangers (4/23/97)

PENALTY MINUTES – 12 – Ed Jovanovski (3rd per.) vs. Philadelphia (5/7/96)

Game...

GOALS – 1 – Ed Jovanovski vs. Boston (4/22/96), Radek Dvorak vs. Pittsburgh (5/24/96) and Dave Nemirovsky at NY Rangers (4/23/97)

ASSISTS – 2 – Ed Jovanovski vs. Philadelphia (5/9/96)

POINTS – 2 – Ed Jovanovski vs. Philadelphia (5/9/96) and Radek Dvorak vs. Pittsburgh (5/24/96)

PENALTY MINUTES – 14 – Ed Jovanovski vs. Philadelphia (5/7/96)

POWER-PLAY GOALS – None

SHORT-HANDED GOALS – None





GENERAL INFORMATION

FLORIDA PANTHERS MEDIA INFORMATION

Media Credentials

Media Credentials will be issued for working members of the media only. Non-working media members, children and friends will not be allowed into the press box or press lounge.

There will be three types of game credentials – two types for those individuals working in press box (working press and radio/TV as well as visiting team official) and one for those individuals taking both still and video shots will not have press box access (photo/tech and cameramen). Contact Justin Copertino at (954) 835-7712 or Glenn Odebralski at (954) 835-7722 for credential information.

Press Entrance

The press entrance is located at the northwest corner of the BB&T Center, just to the left of the arena's loading docks. It will open an hour and a half before the start of each game and close half an hour after the game begins. Please use the press entrance or the security entrance when attending Panthers practices at the BB&T Center.

Press Box Access

To access the Press Box, please exit the Press Lounge at the same door you entered and proceed approximately 40 yards to the press express elevator, which will be on the right. Take the press express elevator to the Sky View Level, which will open directly into the Press Box.

Dressing Room Access

From the Press Lounge: Proceed out the back door of the Press Room and take an immediate left. Follow the corridor until you reach the marked locker room doors or the post-game interview room – approximately 30 yards on the right.

From the Press Box: Upon departing the press express elevator on the event level, proceed to the right and follow the corridor until you reach the locker rooms – approximately 15 yards past the security booth.

Working Press Pass Holders

Working press members will be assigned a seat in the Press Box, which you can access at the Sky View Level off of the press express elevators. Seating charts are posted throughout the Press Box on game nights.

Photo/Tech Pass Holders

Still photographers will shoot from section 117 and from the holes in the glass. Team photographer Eliot Schecter will assign photo locations on a nightly basis.

Media Parking

The Panthers can offer a limited number of parking spaces available to the media on a seasonal basis that will be located in a fenced-in lot at the northwest corner of the BB&T Center, near the press entrance. Please submit any requests for parking 24 hours prior to game to Justin Copertino at (954) 835-7712. The club will have a very limited number of game-by-game parking passes available and they will be issued on a first-come, first-served basis.

Press Meals

Upon receiving your credential from a Panthers communications representative at the press will-call, each member of the media may proceed to the Press Lounge. Meals may be purchased after signing in with Press Room food service individuals.



SAVEOLOGY.COM ICEPLEX

The Saveology.com Iceplex is a 125,000 square foot, state-of-the-art recreational skating and entertainment complex that houses three ice rinks and is the first designed multi-sheet facility in Florida. This facility, which opened its doors in Nov. 1996, is also the primary practice facility for the NHL's Florida Panthers.

The Saveology.com Iceplex embarked on an additional expansion project during 2009 that saw an additional 50,000 square feet including a third NHL regulation size ice surface and a state-of-the-art training facility for the Florida Panthers. The expansion of the Saveology.com Iceplex to three rinks makes it the only triple-ice facility south of Washington, D.C. Along with the third sheet of ice, the Saveology.com Iceplex added a 16,000 sq.-foot training facility for the Panthers. The training facility includes staff offices, a player's lounge, locker room, meeting room, media work room, video facility and a gym.

The Saveology.com Iceplex has hosted a variety of prestigious events including the Sunshine State Figure Skating Championships, the Florida State High School Hockey Championships, the State Amateur Hockey of Florida Championships,

Special Olympics Florida and the USA Hockey National Championships. The facility also hosts the Florida Panthers developmental camp, summer hockey schools, the Panthers Cup, as well as adult league hockey tournaments. The Saveology.com Iceplex was also named by USA Hockey Magazine as one of the 10 coolest rinks in the United States and continues to be one of the busiest facilities in the country.

The expansion of Saveology.com Iceplex continues the building's commitment to being one of the premier ice facilities in the country. The third sheet of ice is used primarily for the Panthers but is also used by Saveology.com Iceplex's figure skating programs, as well as the highly regarded Florida JR Panthers travel hockey club.

In addition to daily public skating sessions, the Saveology.com Iceplex also hosts youth and adult hockey, figure skating, curling and learn to skate programs.



GENERAL INFORMATION

BB&T CENTER



Home to the Florida Panthers hockey club and internationally recognized concerts and events, the Broward County-owned BB&T Center is one of the top ranked venues of its kind in the world. BB&T, one of the largest banks in the United States, assumed naming rights for 'The Center of It All' on Sept. 10, 2012 as part of 10-year agreement for the venue's naming rights.

Spectators have enjoyed Florida Panthers hockey, concert headliners like Jay-Z, Bon Jovi, Aerosmith, Katy Perry, Taylor Swift, Michael Buble, Bruce Springsteen, Rihanna, Usher, Jimmy Buffett and Andre Rieu well as family shows like Walking with Dinosaurs, Disney on Ice, the Harlem Globetrotters and Monster Jam. In addition, the venue has played host to the 2001 NHL Entry Draft and the 2003 NHL All-Star Game, as well as acting as the annual home for the MetroPCS Orange Bowl Basketball Classic.

The BB&T Center offers versatile programming reflective of the rich diversity of the South Florida community. Annual events at the BB&T Center include college and high school commencement ceremonies, corporate functions, charity events, youth hockey games, motivational seminars and much more.

Club Red is a 12,000+ sq. ft exclusive lounge for all concerts, shows, and events including a center ice view for hockey games. Club Red offers all-inclusive superior cuisine and an all-inclusive full-service bar. Other offers include VIP valet parking, private entrance, early entry to an event and much more.

The ADT Club located on the club level offers five-star food and beverage for every event, VIP club parking, executive concierge services, private business services, lounge area and much more. The Duffy's Sky Club at the BB&T Center encompasses approximately 8,000 square

feet and caters to approximately 500 guests with a Panthers themed interior design, full-service bar, outdoor patio, specialty buffet and tremendous sidelines. The Penalty Box offers fans another luxury seating and dining option inside the BB&T Center.

The BB&T Center is also the home for private loge box seating. These state of the art boxes include the upscale amenities of a luxury suite with the excitement of sitting in the arena bowl. Amenities include comfortable, swivel contoured chair with seating for four or eight people, countertop dining and viewing opportunities with access to the BB&T Chairman's Club, waiter/waitress service, concierge service and more.

Other destinations at the BB&T Center:

- ADT Club
- BB&T's Chairman's Club
- Club RED
- Coca-Cola Food Courts
- Duffy's Sky Club
- JetBlue Tarmac
- Lexus VIP Lot
- Panthers Bar
- Party City Patios
- Svedka Center Ice Bar
- The Legends Lounge
- The Penalty Box

PANTHERS IN THE COMMUNITY



FLORIDA PANTHERS FOUNDATION

Florida Panthers Foundation

The mission of the Florida Panthers Foundation is to build a better future for the children of South Florida. Through philanthropic partnerships, grants, donations and community outreach programs, the Foundation maintains a focus on children's health, fitness, education and cultural needs. The Florida Panthers Foundation is a non-profit organization that has donated significant resources to charitable initiatives since its inception in 2003. This season the Florida Panthers Foundation announced a new focus on individuals and families affected by pediatric cancer. For more information, please contact the Florida Panthers Foundation at 954-835-7714.

Ford Face-Off Gala & Casino Night presented by Ultimate Software

The Ford Face-Off Gala & Casino Night presented by Ultimate Software will benefit The Florida Panthers Foundation and is one of the foundations signature events. You will have an opportunity to play casino games alongside Florida Panthers hockey players, coaches and staff while supporting a great cause. If

you're not into casino games you can dance the night away to top hits by a local cover band and have an opportunity to bid on one of a kind silent and live auction items. All monies raised from the evening will benefit pediatric cancer initiatives.

Food & Toy Drives

The Florida Panthers during the month of November host a food drive outside of the BB&T Center to benefit the Harvest Food Drive of Broward County. Fans are encouraged to donate any nonperishable food items before select Florida Panthers home games. The Panthers staff members as well as Florida Panthers players and their families will spend one day distributing Thanksgiving meals to families in need in Broward county.

In December, the Florida Panthers partner with the U.S. Marine Corps Reserves to collect toys for the popular Toys for Tots program. The Florida Panthers host toy drives before select home games and all donated toys are then distributed to children in need in South Florida.



Assistant GM Mike Santos (Left) and Bill Lindsay (Right)

GENERAL INFORMATION

PANTHERS IN THE COMMUNITY



Panthers Head Coach Kevin Dineen along with Stanley C. Panther

Children's Hospital Visits

Each season, Florida Panthers players, broadcasters, coaches, Lady Panthers and Stanley C. Panther make their regular hospital visits. Players sign autographs, take pictures and distribute gift bags filled with Panthers memorabilia to all patients. One of their signature events is the Holiday Hangout where the entire Chris Evert Children's Hospital is adorned with holiday decorations, face painters, food, music and a visit from Santa Claus where each child will receive a gift.

To learn more about the foundation or to make a tax deductible donation please visit our website at www.panthersfoundation.org or contact Andria Nolan, Executive Director at (954)-835-7715.

"Shirts Off Our Backs" Auction

The final home game of the regular season allows the Foundation to host one of the most popular auctions of the season, the "Shirts Off Our Backs" auction, where the Foundation auctions off the game-used jerseys of each member of the Florida Panthers. This action packed auction is held through the second intermission where fans bid on their favorite jerseys at the auction tables. At the conclusion of the game, all winning bidders are escorted to center ice for a special post game ceremony where each player skates over to the fan that won their jersey, takes off their jersey and signs it while fans in the crowd look on.

GRASSROOTS MARKETING & COMMUNITY DEVELOPMENT

CATS IN THE COMMUNITY

The Florida Panthers are committed to the South Florida community through a variety of initiatives from the Grassroots Marketing and Community Development departments. The Panthers will deploy significant resources to engage South Florida youth, families, current and potential fans and hockey players, to extend its reach through community-driven programs and fan outreach initiatives. The Panther Patrol will visit numerous locations throughout the tri-county area to feature street hockey clinics, school/education programs and assemblies, youth hockey events, Panthers Live! Watch Parties, as well as appearances from Panthers personalities, The Redline Lady Panthers, Stanley C Panther and more. The JetBlue Tarmac part will take place prior to every Panthers home game and feature an inflatable street hockey rink, party mobiles

equipped with video games, face painting, DJ and potential live music performances, corn hole boards and vendor village.

For more information about Panthers Community appearances or initiatives, please visit floridapanthers.com/community.



GENERAL INFORMATION

YOUTH & AMATEUR HOCKEY PROGRAMS

Panthers Fundamental Hockey Schools

Each summer the Florida Panthers host the Florida Panthers Hockey Schools at Saveology.com Iceplex in Coral Springs. Each consists of a Fundamental Goalie School, Elite Goalie School, Future Stars School for atoms and the Fundamental Hockey School for skaters ages 7-17. Each year, Panthers players and alumni help Saveology.com Iceplex instructors during each week with drills and scrimmages. Past volunteers include alumni Ray Sheppard, Peter Worrell, Craig Anderson, Mike Van Ryn and Roberto Luongo. For more information, call Saveology.com Iceplex at (954) 341-9956 or log on to floridapanthers.com at the beginning of each summer.

Panthers Cup

Beginning in 2009, the Panthers Cup goes to the winner of the one-day SFHL tournament on the concrete floor of the BB&T Center. Middle school teams from Broward County come together to battle for the honor as being crowned the best inline team in South Florida. Photos, memorabilia and the cup itself can be seen in the Den of Honor located in the BB&T Center during any home game or event.

Panthers Cubs On Ice/Two Minute Shootout

At select Panthers home games, local youth teams are invited to play a mini-game or participate in a shoot-out during first period intermission. To learn more about



FLORIDA PANTHERS ALUMNI ASSOCIATION

The Florida Panthers and the NHL have formed an official Florida Panthers Alumni Association headed by former NHL defenseman and current Panthers broadcaster Randy Moller. The Alumni Association has a mission to encourage retired players and their families to remain involved with the Panthers organization and smooth the transition from player to businessman in the South Florida community.

The Alumni Association also raises money for South Florida youth hockey and other charitable causes. It serves to benefit sponsors and supporters through speaking engagements, hospital visits, promotional tours and player appearances. The alumni association has distributed more than \$290,000.00 to the youth of South Florida.

Twelve seasons after taking South Florida on a memorable and wild ride to the Stanley Cup finals, the '96 Panthers came together at the, formally named, BankAtlantic Center on July 28, 2007 for a reunion game against former Panther alumni.

Before a crowd of over 11,000 – a crowd that lined up several hours before the game to get autographs from players and coaches – the '96 Panthers defeated the Florida Alumni 9-5.

The players that attended the reunion game from the '96 Panthers included Mark Fitzpatrick, Mike Hough, Ed Jovanovski, Paul Laus, Bill Lindsay, Scott Mellanby, Gord Murphy, Ray Sheppard, Brian Skrudland, Geoff Smith, John Vanbiesbrouck and head coach Doug MacLean.

2013-14 NHL
On-Ice Officials

Referees

NAME	SWEATER #
Burchell, Darcy (MLR)	42
Charron, Frances	6
Chmielewski, Tom (MLR)	43
Devorski, Paul	10
Dwyer, Gord	19
Furlatt, Eric	27
Hanson, Trevor (MLR)	47
Hasenfratz, Mike	2
Hebert, Ghislain	22
Hebert, Jean	15
Jackson, Dave	8
Joannette, Marc	25
Kimmerly, Greg	18
Knorr, Trent (MLR)	44
Kowal, Tom	32
Kozani, Steve	40
L'Ecuyer, Frederick	17
LaRue, Dennis	14
Lee, Chris	28
Leggo, Mike	3
Lemelin, Mark (MLR)	41
Lewis, Dave (MLR)	46
Luxmore, Thomas John (MLR)	49
Martell, Rob	26
McCauley, Wes	4
McIsaac, Jon (MLR)	45
Meier, Brad	34
Morton, Dean	36
O'Halloran, Dan	13
O'Rourke, Dan	9
Peel, Tim	20
Pochmara, Brian	16
Pollock, Kevin	33
Rehman, Kyle	37
Rooney, Chris	5
Skiliter, Graham (MLR)	48
St-Laurent, Francois	38
St. Pierre, Justin	12
Sutherland, Kelly	11
Van Massenhoven, Don	21
Walsh, Ian	29
Watson, Brad	23

Linesmen

NAME	SWEATER #
Amell, Derek	75
Barton, Steve	59
Brisebois, David	96
Cameron, Lonnie	74
Champoux, Pierre	67
Cherrey, Scott	50
Cormier, Michel	76
Cvik, Mike	88
Devorski, Greg	54
Driscoll, Scott	68
Galloway, Ryan	82
Gibbs, Darren	66
Grandt, John (MLR)	98
Henderson, Don	91
Heyer, Shane	55
Kovachik, Brad	71
Lazarowich, Brad	86
Mach, Brian	78
MacPherson, Matt	83
McElman, Andy	90
Miller, Steve	89
Morin, Jean	97
Murchison, Kiel	79
Murphy, Brian	93
Murray, Jonny	95
Nansen, Derek	70
Nelson, Thor	80
Nowak, Tim	77
Pancich, Bryan	94
Racicot, Pierre	65
Rody, Vaughan	73
Sericolo, Anthony	84
Sharrers, Jay	57
Shewchuk, Mark	92
Wheler, Mark (MLR)	56

NHL INFORMATION

2013-14 National Hockey League Directory

Executive

Commissioner	Gary B. Bettman
Deputy Commissioner	Bill Daly
Chief Operating Officer	John Collins
Senior Executive Vice President of Hockey Operations	Colin Campbell

Communications

Senior Vice President, Public Relations & Media (Toronto)	Gary Meagher
Senior Vice President, Public Affairs & Executive Director, NHL Foundation	Bernadette Mansur
Group Vice President, Public Relations	Frank Brown
Vice President, Player Development & Event Communications	Jamey Horan
Statistician and Information Officer (Toronto)	Benny Ercolani
Director, Media Relations	John Dellapina
Senior Director, Social Media Marketing & Strategy and Business Communications	Michael DiLorenzo
Senior Director, News Services	Greg Inglis
Director, Entertainment Publicity	Nirva Milord
Director, Public Relations (Toronto)	Julie Young
Senior Publicist, Corporate Communications	Kerry McGovern
Senior Manager, Public Relations (Toronto)	Jennifer Raimondi
Manager, Social Media & Business Development	Molly Gort
Coordinator, Player Development & Event Communications	Nicole Buckley
Coordinator, Public Affairs	Paul LaCaruba
Coordinator, Business Communications	Erica Yakobzon

NHL New York, NHL
Enterprises, L.P. & NHL
Productions/NHL Images

1185 Avenue of the Americas
New York, NY 10036
Phone: 212-789-2000
Main Fax: 212-789-2020
PR Fax: 212-789-2070

Toronto Office (NHL &
NHLEC)

50 Bay Street, 11th Floor
Toronto, Ont. M5J 2X8
Phone: 416-359-7900
PR Fax: 416-981-2769

Montreal Office

1800 McGill College Avenue
Suite 2600
Montréal, Que. H3A 3J6
Phone: 514-841-9220
Fax: 514-841-1070

2013-2014 NHL CRITICAL DATES

September:

- 11 Training camps open
- 14 Preseason schedule begins
Kraft Hockeyville:
Washington Capitals at Winnipeg Jets (Belleville, Ont.)
- 26 CCM/USA Hockey All-American Prospects Game (Pittsburgh, Pa.)
- 30 Opening day playing rosters set (3:00 p.m. ET)

October:

- 1 Opening night – 96th NHL regular season begins
Molson Canadian NHL Face-Off™ (Montreal, Que.)
Blackhawks raise Stanley Cup banner:
Washington Capitals at Chicago Blackhawks
Hockey Fights Cancer Awareness Month begins



November:

- 8 Hockey Hall of Fame Game:
New Jersey Devils at Toronto Maple Leafs
- 11 Hockey Hall of Fame induction ceremony (Toronto, Ont.)
Inductees: Chris Chelios, Geraldine Heaney, Scott Niedermayer, Brendan Shanahan (Player category);
Fred Shero (Builder category)
- 29 2013 Discover NHL Thanksgiving Showdown™:
New York Rangers at Boston Bruins

December:

- 1 Signing deadline for Group 2 free agents (5:00 p.m. ET)
- 2 U.S. Hockey Hall of Fame induction and a celebration of Lester Patrick (Detroit, Mich.)
U.S. Hockey Hall of Fame inductees: Cindy Curley, Bill Guerin, Peter Karmanos Jr., Ron Mason, Doug Weight
- 23 Busiest day of NHL season – 14 games
- 19-27 Holiday roster freeze in effect:
For all players on an NHL active roster, injured reserve, or with non-roster and injured non-roster status as of midnight (local time) Dec. 19, a roster freeze shall apply through midnight (local time) Dec. 27, with respect to waivers, trades and loans, subject to the exceptions provided for in CBA Article 16.5 (d).
- 24-26 Holiday break (no scheduled practices – dressing rooms closed)
- 26 – Jan. 5
IIHF World Junior Championship (Malmo, Sweden)

January:

- 1 2014 Bridgestone NHL Winter Classic®:
Toronto Maple Leafs at Detroit Red Wings (Michigan Stadium)
- 15 CHL/NHL Top Prospects Game (Calgary, Alta.)
- 18 Scotiabank Hockey Day in Canada (Host: Lloydminster, Alta./Sask.)
- 25 Coors Light NHL Stadium Series™:
Anaheim Ducks at Los Angeles Kings (Dodger Stadium)
- 26 Coors Light NHL Stadium Series™:
New York Rangers at New Jersey Devils (Yankee Stadium)
- 29 Coors Light NHL Stadium Series™: New York Rangers at New York Islanders (Yankee Stadium)

2013-2014 NHL CRITICAL DATES

February:

- 1 Hockey is for Everyone Month begins
- 6-8 Olympic break begins (at the conclusion of each Club's final game)
- 11-12 AHL All-Star Classic (Location: TBA)
- 12 Olympic men's hockey tournament begins (Sochi, Russia)
- 22 Men's hockey bronze-medal game (Sochi, Russia)
- 23 Men's hockey gold-medal game (Sochi, Russia)
- 24 Olympic break ends (12:01 a.m. ET)
- 26 NHL regular season resumes
- 28 - March 2
Hockey Weekend Across America presented by CCM (USA Hockey)

March:

- 1 Coors Light NHL Stadium Series™:
Pittsburgh Penguins at Chicago Blackhawks (Soldier Field)
- 2 2014 Tim Hortons NHL Heritage Classic™:
Ottawa Senators at Vancouver Canucks (BC Place)
Hockey Day in America (NBC)
- 5 Trade deadline (3:00 p.m. ET)
- 10-12 NHL General Managers Meeting (Boca Raton, Fla.)

April:

- 10-12 NCAA Frozen Four (Philadelphia, Pa.)
- 13 Last day of regular season
- 16 Stanley Cup Playoffs begin
- 17-27 IIHF Under-18 World Championship (Lappeenranta and Imatra, Finland)

May:

- 9-25 IIHF World Championship (Minsk, Belarus)
- 16-25 CHL Memorial Cup (London, Ont.)
- 25-31 NHL Combine (Toronto, Ont.)

June:

- 18 Last possible day for 2014 Stanley Cup Final
- TBA: Deadline for first club-elected salary arbitration (later of June 15 or 48 hours after the conclusion of the Stanley Cup Final, 5:00 p.m. ET)
- 25 NHL Awards (Las Vegas, Nev.)
- 27-28 NHL Draft (Philadelphia, Pa.)

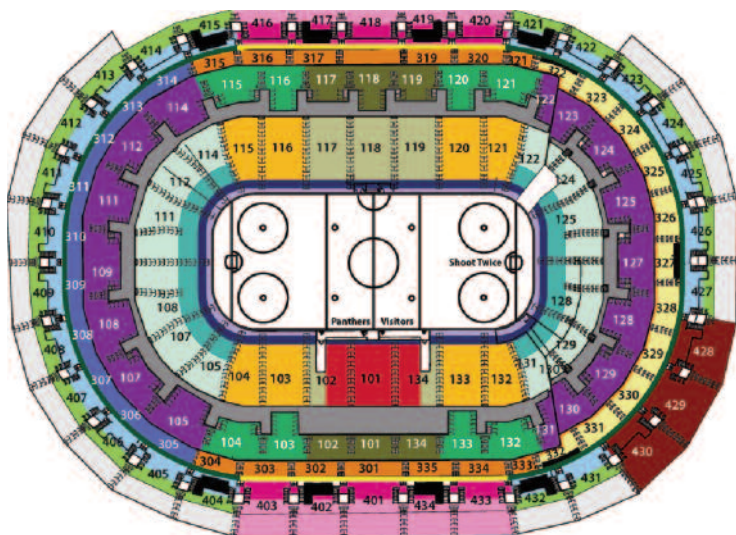
July:

- 1 Free agency begins (12:00 p.m. ET)
- 5 Deadline for player-elected salary arbitration notification (5:00 p.m. ET)
- 6 Deadline for club-elected salary arbitration notification (5:00 p.m. ET)
- 20 - Aug. 6
Salary arbitration hearings held

August:

- 8 Deadline for salary arbitration decisions to be rendered

TICKET INFORMATION



Category/Description	Full	Half	Weekday Half	Win (Reg Game)/Win (Weekend)	Min (Weekday)
Glass Row 1	\$209	\$239	\$209	N/A	N/A
Panthers Club Rows 2-4 101-134	\$96	\$110	\$96	\$125	\$110
Premium Center Ice Rows 5-17 102-119, 134	\$94	\$110	\$94	\$125	\$100
Premium Lower Bowl, Sidelines Rows 5-17 103-64, 115-16, 120-21, 132-33	\$75	\$85	\$75	\$90	\$85
Premium Lower Bowl, End Zones Rows 5-8 109-114, 122-131	\$64	\$75	\$64	\$80	\$75
Premium Lower Bowl, End Zones Rows 10-17 105-114, 122-131	\$52	\$65	\$52	\$75	\$65
Center Ice Rows 18-28 101-102, 117-119, 134	\$72	\$80	\$72	\$85	\$80
Lower Bowl, Sidelines Rows 18-28 103-64, 115-16, 120-21, 132-33	\$60	\$69	\$65	\$76	\$69
Lower Bowl, End Zone (Shoot 2x) Rows 10-20 122-131	\$30	\$41	\$35	\$45	\$40
Lower Bowl, End Zone (Shoot 1x) Rows 18-28 105-114	\$30	\$41	\$35	\$45	\$40
Premium Club Level Sidelines & Row 1	\$56	\$62	\$56	\$67	\$62
Club Level End Zone Rows 2-6 322-332	\$36	\$42	\$36	\$47	\$42
Front Row Balcony, Center Ice Row 1 401-403, 416-420, 433-434	\$32	\$37	\$32	\$42	\$37
Front Row Balcony, End Zone Row 1 404-415, 421-432	\$21	\$25	\$21	\$30	\$25
Premium Sideline Balcony Rows 2-6 401-403, 416-420, 433-434	\$21	\$25	\$21	\$30	\$25
Sideline Balcony Rows 7-16 401-403, 416-420, 433-434	\$18	\$22	\$18	\$25	\$21
Goal Zone Rows 2-6 404-416, 421-427, 431-432	\$13	\$15	\$13	\$17	\$15
Terrace Level Rows 7-16 404-415, 421-427, 431-432	\$10	\$13	\$11	\$15	\$13
Terrace Level Rows 11-16 404-413, 423-427, 431-432	\$7	\$10	\$9	\$12	\$11
Duffy's Sky Club Rows 1 & Up 423-430	\$50	\$56	\$50	\$61	\$56
ADT Club (All inclusive food/beer/wine/soda)	\$120	N/A	N/A	N/A	N/A
Club RED (All inclusive food/beer/wine/soda)	\$216	N/A	N/A	N/A	N/A

*The above prices shown are for single game tickets

*Parking varies depending on package purchased

TICKET INFORMATION

How To Get Tickets:

Tickets for all Panthers home games are available at the BB&T Center North Box Office, area Ticketmaster outlets, by calling Ticketmaster at (954) 835-TEAM or online at www.floridapanthers.com

Entertaining on a Group Basis

It's the best way to share the Panthers hockey experience with friends, co-workers and civic or religious groups. Watch in luxury from a fully catered suite or in the more traditional atmosphere of group seating. With as few as 10 people, you can score discounted tickets up to 50% and exclusive Group benefits:

- Special reserved seat locations
- Group name recognition on the BB&T Center Jumbotron
- Option to pre-purchase food & beverage and parking vouchers
- Charity/Fundraising opportunities - earn money for your organization
- Group Leader receives great bonuses, from free game tickets to autographed merchandise
- Call Panthers Group Sales Dept. at (954) 835-SHOW.

Florida Panthers Ticket Information:

Season Tickets: (954) 835-PUCK
Group Tickets: (954) 835-SHOW
Adm. Office: (954) 835-7000
One Panther Parkway, Sunrise, FL 33323

www.FloridaPanthers.com

www.ticketmaster.com

1-800-745-3000

ticketmaster



2013-14 PANTHERS SEASON SCHEDULE

OCTOBER 2013

SUN	MON	TUE	WED	THU	FRI	SAT
	1	2	3 DAL 8:30pm	4	5 STL 8pm	
6	7	8 PHI 7pm	9	10 TBL 7:30pm	11 PIT 7:30pm	12
13 LAK 5pm	14	15 NSH 8pm	16	17 BOS 7:30pm	18	19 MIN 7pm
20	21	22 CHI 7:30pm	23	24	25 BUF 7:30pm	26
27 TBL 5pm	28	29	30	31		

NOVEMBER 2013

SUN	MON	TUE	WED	THU	FRI	SAT
					1 STL 7:30pm	2 WSH 7pm
				5 EDM 7:30pm	6	7 BOS 7pm
				12 ANA 7:30pm	13	14
				19 VAN 10pm	20	21 EDM 9:30pm
				26 PHI 7:30pm	27 NYR 7:30pm	28

DECEMBER 2013

SUN	MON	TUE	WED	THU	FRI	SAT
	1	2	3 OTT 7:30pm	4	5 WPG 7:30pm	6
				8 CHI 7pm	9	10 DET 7:30pm
				15 MTL 5pm	16	17 TOR 7pm
				22 TBL 7:30pm	23	24
				29 MTL 5pm	30	31 NYR 5pm

JANUARY 2014

SUN	MON	TUE	WED	THU	FRI	SAT
		1	2	3	4 NSH 7pm	
5	6 MTL 7:30pm	7	8	9 BUF 7pm	10	11 NJD 7pm
12	13	14 NYI 7:30pm	15	16 SJS 7:30pm	17	18 CAR 7pm
19	20 PIT 7pm	21 BUF 7pm	22	23	24 COL 7:30pm	25
26 DET 5pm	27	28 BOS 7pm	29	30 TOR 7pm	31	

FEBRUARY 2014

SUN	MON	TUE	WED	THU	FRI	SAT
						1 CBJ 7pm
2	3	4 TOR 7:30pm	5	6	7 DET 7:30pm	8
9	10	11	12	13	14	15
16	17	18	19	20	21	22
23	24	24	26	27 WSH 7:30pm	28	

MARCH 2014

SUN	MON	TUE	WED	THU	FRI	SAT
						1 CBJ 7pm
2	3	4 BOS 7pm	5	6	7 BUF 7:30pm	8
9	10	11 PHX 7:30pm	12	13 TBL 7:30pm	14 NJD 7:30pm	15
16	17	18 SJS 10:30pm	19	20 PHX 10pm	21	22 LAK 4pm
23	24	25 OTT 7:30pm	26	27 CAR 7:30pm	28	29 MTL 7pm
30		31 NJD 7:30pm				

APRIL 2014

SUN	MON	TUE	WED	THU	FRI	SAT
		1 NYI 7pm	2	3	4 CAR 7:30pm	5
6 DAL 5pm	7	8 PHI 7:30pm	9	10 TOR 7:30pm	11	12 CBJ 7pm
13	14	15	16	17	18	19
20	21	22	23	24	25	26
27	28	29	30	31		